

# GOMOS Level 2 Daily Report

## SUMMARY

### [1. General Info](#)

### [2. Summary of processed GOM\\_NL\\_2P products](#)

### [3. Level 2 Quality information per product](#)

#### [3.1 Plot of level 2 quality information per product \(time dependant\)](#)

#### [3.2 Plot of level 2 quality information per product \(world map\)](#)

### [4. Level 1 Quality information per product \(stored on level 2 products\)](#)

#### [4.1 Plot of level 1 quality information per product \(time dependant\)](#)

##### [4.1.1 Plot of level 1 quality information per product \(time dependant\): ASCENDING](#)

##### [4.1.2 Plot of level 1 quality information per product \(time dependant\): DESCENDING](#)

#### [4.2 Plot of level 1 quality information per product \(world map\)](#)

##### [4.2.1 Plot of level 1 quality information per product \(world map\): ASCENDING](#)

##### [4.2.2 Plot of level 1 quality information per product \(world map\): DESCENDING](#)

### [5. Ozone profiles based on quality statistics and other trace gas profiles](#)

#### [5.1 Ozone statistics based on quality of products](#)

#### [5.2 Plot ozone profiles for all STD \(dark without errors\)](#)

#### [5.3 Plot ozone profiles where STD < 20% \(dark without errors\)](#)

#### [5.4. Plot ozone profiles where STD < 10% \(dark without errors\)](#)

#### [5.5. Plot ozone profiles where STD < 5% \(dark without errors\)](#)

#### [5.6 Plot NO2 profiles for all STD \(dark without errors\)](#)

#### [5.7 Plot NO3 profiles for all STD \(dark without errors\)](#)

#### [5.8 Plot H2O profiles \(only for occultations of stars 1,2,3,4,13,14,16,26,63 dark without errors\) for all STD](#)

### [6. Auxiliary Data Files used for the production reported in section 2](#)

This report presents the daily analysis on parameters extracted from GOMOS level 2 data (GOM\_NL\_\_2P). It is intended to monitor some important parameters that will impact the quality of these products. A list of level 2 products (and content) that have arrived during the reporting day to the PCF is also given.

Item	Value
Time of report generation	18APR2013 11:00:21
Data source version	GOMOS/6.01
Start time of products	17-09-2005 (17SEP2005 00:00:00)
Stop time of products	18-09-2005 (18SEP2005 00:00:00)
Store outputs in DB	Yes
Nb of level 2 prods	240
Nb of prods with errors	0

## 2. Summary of processed GOM\_NL\_\_2P products.

Nr	Filename	UTC Start time	Limb	Duration	Star Id	Star Name	Star Mag	Star Temp	Nb Meas	Orbit	Prod. error
1	GOM_NL__2PRFIN20050917_000206_000000392040_00460_18550_6841.N1	17-SEP-2005 00:02:06	Twilight	38.500	142	49Del Cap	2.8500	8900.0	77	18550	No
2	GOM_NL__2PRFIN20050917_000619_000000372040_00460_18550_6842.N1	17-SEP-2005 00:06:19	Bright	36.500	162	34Alp Aqr	2.9440	5350.0	73	18550	No
3	GOM_NL__2PRFIN20050917_000919_000000382040_00460_18550_6843.N1	17-SEP-2005 00:09:19	Bright	38.000	61	8Eps Peg	2.1000	3900.0	76	18550	No
4	GOM_NL__2PRFIN20050917_001640_000000362040_00460_18550_6844.N1	17-SEP-2005 00:16:40	Bright	36.000	92	53Eps Cyg	2.5000	4500.0	72	18550	No
5	GOM_NL__2PRFIN20050917_001848_000000382040_00460_18550_6845.N1	17-SEP-2005 00:18:48	Bright	38.000	66	37Gam Cyg	2.2080	5900.0	76	18550	No
6	GOM_NL__2PRFIN20050917_002404_000000362040_00460_18550_6846.N1	17-SEP-2005 00:24:04	Bright	36.000	89	5Alp Cep	2.4510	8000.0	72	18550	No
7	GOM_NL__2PRFIN20050917_003245_000000372040_00460_18550_6847.N1	17-SEP-2005 00:32:45	Bright	37.000	60	7Bet UMi	2.0810	3950.0	74	18550	No
8	GOM_NL__2PRFIN20050917_003906_000000362040_00460_18550_6848.N1	17-SEP-2005 00:39:06	Bright	36.000	36	50Alp UMa	1.8000	6300.0	72	18550	No
9	GOM_NL__2PRFIN20050917_004033_000000402040_00460_18550_6849.N1	17-SEP-2005 00:40:33	Bright	39.500	82	48Bet UMa	2.3650	10600.	79	18550	No
10	GOM_NL__2PRFIN20050917_004339_000000432040_00460_18550_6850.N1	17-SEP-2005 00:43:39	Bright	43.000	174	52Psi UMa	3.0040	4400.0	86	18550	No
11	GOM_NL__2PRFIN20050917_010917_000000432040_00460_18550_6851.N1	17-SEP-2005 01:09:17	Dark	42.500	65	Lam Vel	2.2040	4400.0	85	18550	No
12	GOM_NL__2PRFIN20050917_011407_000000382040_00460_18550_6852.N1	17-SEP-2005 01:14:07	Dark	37.500	41	Eps Car	1.8600	4100.0	75	18550	No
13	GOM_NL__2PRFIN20050917_012442_000000362040_00461_18551_6837.N1	17-SEP-2005 01:24:42	Dark	35.500	135	Bet Hyi	2.8200	5800.0	71	18551	No
14	GOM_NL__2PRFIN20050917_013014_000000432040_00461_18551_6838.N1	17-SEP-2005 01:30:14	Straylight	42.500	148	Alp Tuc	2.8780	4100.0	85	18551	No
15	GOM_NL__2PRFIN20050917_013358_000000382040_00461_18551_6839.N1	17-SEP-2005 01:33:58	Straylight	38.000	31	Alp Gru	1.7340	15200.	76	18551	No
16	GOM_NL__2PRFIN20050917_013645_000000372040_00461_18551_6840.N1	17-SEP-2005 01:36:45	Straylight	37.000	172	Gam Gru	3.0030	13100.	74	18551	No
17	GOM_NL__2PRFIN20050917_014242_000000402040_00461_18551_6841.N1	17-SEP-2005 01:42:42	Twilight	39.500	142	49Del Cap	2.8500	8900.0	79	18551	No
18	GOM_NL__2PRFIN20050917_014655_000000382040_00461_18551_6842.N1	17-SEP-2005 01:46:55	Bright	37.500	162	34Alp Aqr	2.9440	5350.0	75	18551	No
19	GOM_NL__2PRFIN20050917_014955_000000382040_00461_18551_6843.N1	17-SEP-2005 01:49:55	Bright	37.500	61	8Eps Peg	2.1000	3900.0	75	18551	No
20	GOM_NL__2PRFIN20050917_015716_000000362040_00461_18551_6844.N1	17-SEP-2005 01:57:16	Bright	35.500	92	53Eps Cyg	2.5000	4500.0	71	18551	No
21	GOM_NL__2PRFIN20050917_015925_000000342040_00461_18551_6845.N1	17-SEP-2005 01:59:25	Bright	34.000	66	37Gam Cyg	2.2080	5900.0	68	18551	No
22	GOM_NL__2PRFIN20050917_020440_000000362040_00461_18551_6846.N1	17-SEP-2005 02:04:40	Bright	35.500	89	5Alp Cep	2.4510	8000.0	71	18551	No
23	GOM_NL__2PRFIN20050917_021321_000000372040_00461_18551_6847.N1	17-SEP-2005 02:13:21	Bright	37.000	60	7Bet UMi	2.0810	3950.0	74	18551	No
24	GOM_NL__2PRFIN20050917_021942_000000362040_00461_18551_6848.N1	17-SEP-2005 02:19:42	Bright	36.000	36	50Alp UMa	1.8000	6300.0	72	18551	No
25	GOM_NL__2PRFIN20050917_022109_000000342040_00461_18551_6849.N1	17-SEP-2005 02:21:09	Bright	34.000	82	48Bet UMa	2.3650	10600.	68	18551	No
26	GOM_NL__2PRFIN20050917_022415_000000352040_00461_18551_6850.N1	17-SEP-2005 02:24:15	Bright	35.000	174	52Psi UMa	3.0040	4400.0	70	18551	No
27	GOM_NL__2PRFIN20050917_024953_000000412040_00461_18551_6851.N1	17-SEP-2005 02:49:53	Dark	40.500	65	Lam Vel	2.2040	4400.0	81	18551	No
28	GOM_NL__2PRFIN20050917_025311_000000382040_00461_18551_6852.N1	17-SEP-2005 02:53:11	Dark	38.000	46	Del Vel	1.9540	10600.	76	18551	No
29	GOM_NL__2PRFIN20050917_025443_000000382040_00461_18551_6853.N1	17-SEP-2005 02:54:43	Dark	38.000	41	Eps Car	1.8600	4100.0	76	18551	No
30	GOM_NL__2PRFIN20050917_030518_000000372040_00462_18552_6837.N1	17-SEP-2005 03:05:18	Dark	37.000	135	Bet Hyi	2.8200	5800.0	74	18552	No
31	GOM_NL__2PRFIN20050917_031050_000000362040_00462_18552_6838.N1	17-SEP-2005 03:10:50	Straylight	36.000	148	Alp Tuc	2.8780	4100.0	72	18552	No
32	GOM_NL__2PRFIN20050917_031434_000000392040_00462_18552_6839.N1	17-SEP-2005 03:14:34	Straylight	38.500	31	Alp Gru	1.7340	15200.	77	18552	No
33	GOM_NL__2PRFIN20050917_031721_000000372040_00462_18552_6840.N1	17-SEP-2005 03:17:21	Straylight	36.500	172	Gam Gru	3.0030	13100.	73	18552	No
34	GOM_NL__2PRFIN20050917_032318_000000382040_00462_18552_6841.N1	17-SEP-2005 03:23:18	Twilight	38.000	142	49Del Cap	2.8500	8900.0	76	18552	No
35	GOM_NL__2PRFIN20050917_032731_000000372040_00462_18552_6842.N1	17-SEP-2005 03:27:31	Bright	36.500	162	34Alp Aqr	2.9440	5350.0	73	18552	No
36	GOM_NL__2PRFIN20050917_033031_000000382040_00462_18552_6843.N1	17-SEP-2005 03:30:31	Bright	38.000	61	8Eps Peg	2.1000	3900.0	76	18552	No
37	GOM_NL__2PRFIN20050917_033753_000000352040_00462_18552_6844.N1	17-SEP-2005 03:37:53	Bright	35.000	92	53Eps Cyg	2.5000	4500.0	70	18552	No
38	GOM_NL__2PRFIN20050917_034001_000000372040_00462_18552_6845.N1	17-SEP-2005 03:40:01	Bright	37.000	66	37Gam Cyg	2.2080	5900.0	74	18552	No
39	GOM_NL__2PRFIN20050917_034516_000000352040_00462_18552_6846.N1	17-SEP-2005 03:45:16	Bright	34.500	89	5Alp Cep	2.4510	8000.0	69	18552	No
40	GOM_NL__2PRFIN20050917_035357_000000362040_00462_18552_6847.N1	17-SEP-2005 03:53:57	Bright	36.000	60	7Bet UMi	2.0810	3950.0	72	18552	No
41	GOM_NL__2PRFIN20050917_040018_000000352040_00462_18552_6848.N1	17-SEP-2005 04:00:18	Bright	34.500	36	50Alp UMa	1.8000	6300.0	69	18552	No
42	GOM_NL__2PRFIN20050917_040145_000000332040_00462_18552_6849.N1	17-SEP-2005 04:01:45	Bright	32.500	82	48Bet UMa	2.3650	10600.	65	18552	No

43	GOM_NL__2PRFIN20050917_040451_000000442040_00462_18552_6850.N1	17-SEP-2005 04:04:51	Bright	44.000	174	52Psi UMa	3.0040	4400.0	88	18552	No
44	GOM_NL__2PRFIN20050917_043030_000000462040_00462_18552_6851.N1	17-SEP-2005 04:30:30	Dark	45.500	65	Lam Vel	2.2040	4400.0	91	18552	No
45	GOM_NL__2PRFIN20050917_043347_000000382040_00462_18552_6852.N1	17-SEP-2005 04:33:47	Dark	38.000	46	Del Vel	1.9540	10600.	76	18552	No
46	GOM_NL__2PRFIN20050917_043519_000000422040_00462_18552_6853.N1	17-SEP-2005 04:35:19	Dark	42.000	41	Eps Car	1.8600	4100.0	84	18552	No
47	GOM_NL__2PRFIN20050917_044554_000000372040_00463_18553_6837.N1	17-SEP-2005 04:45:54	Dark	37.000	135	Bet Hyi	2.8200	5800.0	74	18553	No
48	GOM_NL__2PRFIN20050917_045126_000000382040_00463_18553_6838.N1	17-SEP-2005 04:51:26	Straylight	37.500	148	Alp Tuc	2.8780	4100.0	75	18553	No
49	GOM_NL__2PRFIN20050917_045510_000000402040_00463_18553_6839.N1	17-SEP-2005 04:55:10	Straylight	39.500	31	Alp Gru	1.7340	15200.	79	18553	No
50	GOM_NL__2PRFIN20050917_045757_000000382040_00463_18553_6840.N1	17-SEP-2005 04:57:57	Straylight	37.500	172	Gam Gru	3.0030	13100.	75	18553	No
51	GOM_NL__2PRFIN20050917_050354_000000392040_00463_18553_6841.N1	17-SEP-2005 05:03:54	Tw_i_and_stray	38.500	142	49Del Cap	2.8500	8900.0	77	18553	No
52	GOM_NL__2PRFIN20050917_050807_000000382040_00463_18553_6842.N1	17-SEP-2005 05:08:07	Bright	37.500	162	34Alp Aqr	2.9440	5350.0	75	18553	No
53	GOM_NL__2PRFIN20050917_051108_000000372040_00463_18553_6843.N1	17-SEP-2005 05:11:08	Bright	36.500	61	8Eps Peg	2.1000	3900.0	73	18553	No
54	GOM_NL__2PRFIN20050917_051829_000000382040_00463_18553_6844.N1	17-SEP-2005 05:18:29	Bright	38.000	92	53Eps Cyg	2.5000	4500.0	76	18553	No
55	GOM_NL__2PRFIN20050917_052037_000000362040_00463_18553_6845.N1	17-SEP-2005 05:20:37	Bright	36.000	66	37Gam Cyg	2.2080	5900.0	72	18553	No
56	GOM_NL__2PRFIN20050917_052552_000000352040_00463_18553_6846.N1	17-SEP-2005 05:25:52	Bright	34.500	89	5Alp Cep	2.4510	8000.0	69	18553	No
57	GOM_NL__2PRFIN20050917_053433_000000362040_00463_18553_6847.N1	17-SEP-2005 05:34:33	Bright	35.500	60	7Bet UMi	2.0810	3950.0	71	18553	No
58	GOM_NL__2PRFIN20050917_054055_000000352040_00463_18553_6848.N1	17-SEP-2005 05:40:55	Bright	35.000	36	50Alp UMa	1.8000	6300.0	70	18553	No
59	GOM_NL__2PRFIN20050917_054222_000000332040_00463_18553_6849.N1	17-SEP-2005 05:42:22	Bright	33.000	82	48Bet UMa	2.3650	10600.	66	18553	No
60	GOM_NL__2PRFIN20050917_054527_000000522040_00463_18553_6850.N1	17-SEP-2005 05:45:27	Bright	52.000	174	52Psi UMa	3.0040	4400.0	104	18553	No
61	GOM_NL__2PRFIN20050917_061106_000000492040_00463_18553_6851.N1	17-SEP-2005 06:11:06	Dark	49.000	65	Lam Vel	2.2040	4400.0	98	18553	No
62	GOM_NL__2PRFIN20050917_061423_000000412040_00463_18553_6852.N1	17-SEP-2005 06:14:23	Dark	40.500	46	Del Vel	1.9540	10600.	81	18553	No
63	GOM_NL__2PRFIN20050917_061556_000000482040_00463_18553_6853.N1	17-SEP-2005 06:15:56	Dark	47.500	41	Eps Car	1.8600	4100.0	95	18553	No
64	GOM_NL__2PRFIN20050917_061814_000000402040_00464_18554_6837.N1	17-SEP-2005 06:18:14	Dark	4.0000	29	Bet Car	1.6720	10200.	8	18554	No
65	GOM_NL__2PRFIN20050917_062630_000000382040_00464_18554_6838.N1	17-SEP-2005 06:26:30	Dark	37.500	135	Bet Hyi	2.8200	5800.0	75	18554	No
66	GOM_NL__2PRFIN20050917_063202_000000452040_00464_18554_6839.N1	17-SEP-2005 06:32:02	Straylight	45.000	148	Alp Tuc	2.8780	4100.0	90	18554	No
67	GOM_NL__2PRFIN20050917_063546_000000412040_00464_18554_6840.N1	17-SEP-2005 06:35:46	Straylight	41.000	31	Alp Gru	1.7340	15200.	82	18554	No
68	GOM_NL__2PRFIN20050917_063834_000000382040_00464_18554_6841.N1	17-SEP-2005 06:38:34	Straylight	37.500	172	Gam Gru	3.0030	13100.	75	18554	No
69	GOM_NL__2PRFIN20050917_064431_000000392040_00464_18554_6842.N1	17-SEP-2005 06:44:31	Tw_i_and_stray	39.000	142	49Del Cap	2.8500	8900.0	78	18554	No
70	GOM_NL__2PRFIN20050917_064843_000000372040_00464_18554_6843.N1	17-SEP-2005 06:48:43	Bright	37.000	162	34Alp Aqr	2.9440	5350.0	74	18554	No
71	GOM_NL__2PRFIN20050917_065144_000000362040_00464_18554_6844.N1	17-SEP-2005 06:51:44	Bright	36.000	61	8Eps Peg	2.1000	3900.0	72	18554	No
72	GOM_NL__2PRFIN20050917_065905_000000392040_00464_18554_6845.N1	17-SEP-2005 06:59:05	Bright	38.500	92	53Eps Cyg	2.5000	4500.0	77	18554	No
73	GOM_NL__2PRFIN20050917_070114_000000382040_00464_18554_6846.N1	17-SEP-2005 07:01:14	Bright	38.000	66	37Gam Cyg	2.2080	5900.0	76	18554	No
74	GOM_NL__2PRFIN20050917_070628_000000362040_00464_18554_6847.N1	17-SEP-2005 07:06:28	Bright	36.000	89	5Alp Cep	2.4510	8000.0	72	18554	No
75	GOM_NL__2PRFIN20050917_071510_000000372040_00464_18554_6848.N1	17-SEP-2005 07:15:10	Bright	36.500	60	7Bet UMi	2.0810	3950.0	73	18554	No
76	GOM_NL__2PRFIN20050917_072131_000000422040_00464_18554_6849.N1	17-SEP-2005 07:21:31	Bright	41.500	36	50Alp UMa	1.8000	6300.0	83	18554	No
77	GOM_NL__2PRFIN20050917_072258_000000342040_00464_18554_6850.N1	17-SEP-2005 07:22:58	Bright	34.000	82	48Bet UMa	2.3650	10600.	68	18554	No
78	GOM_NL__2PRFIN20050917_072603_000000332040_00464_18554_6851.N1	17-SEP-2005 07:26:03	Bright	33.000	174	52Psi UMa	3.0040	4400.0	66	18554	No
79	GOM_NL__2PRFIN20050917_075142_000000422040_00464_18554_6852.N1	17-SEP-2005 07:51:42	Dark	41.500	65	Lam Vel	2.2040	4400.0	83	18554	No
80	GOM_NL__2PRFIN20050917_075500_000000412040_00464_18554_6853.N1	17-SEP-2005 07:55:00	Dark	40.500	46	Del Vel	1.9540	10600.	81	18554	No
81	GOM_NL__2PRFIN20050917_075632_000000452040_00464_18554_6854.N1	17-SEP-2005 07:56:32	Dark	44.500	41	Eps Car	1.8600	4100.0	89	18554	No
82	GOM_NL__2PRFIN20050917_075850_000000402040_00465_18555_6837.N1	17-SEP-2005 07:58:50	Dark	4.0000	29	Bet Car	1.6720	10200.	8	18555	No
83	GOM_NL__2PRFIN20050917_080707_000000382040_00465_18555_6838.N1	17-SEP-2005 08:07:07	Dark	37.500	135	Bet Hyi	2.8200	5800.0	75	18555	No
84	GOM_NL__2PRFIN20050917_081238_000000382040_00465_18555_6839.N1	17-SEP-2005 08:12:38	Straylight	38.000	148	Alp Tuc	2.8780	4100.0	76	18555	No
85	GOM_NL__2PRFIN20050917_081622_000000382040_00465_18555_6840.N1	17-SEP-2005 08:16:22	Straylight	38.000	31	Alp Gru	1.7340	15200.	76	18555	No
86	GOM_NL__2PRFIN20050917_081910_000000372040_00465_18555_6841.N1	17-SEP-2005 08:19:10	Straylight	37.000	172	Gam Gru	3.0030	13100.	74	18555	No
87	GOM_NL__2PRFIN20050917_082507_000000432040_00465_18555_6842.N1	17-SEP-2005 08:25:07	Tw_i_and_stray	42.500	142	49Del Cap	2.8500	8900.0	85	18555	No
88	GOM_NL__2PRFIN20050917_082919_000000372040_00465_18555_6843.N1	17-SEP-2005 08:29:19	Bright	37.000	162	34Alp Aqr	2.9440	5350.0	74	18555	No
89	GOM_NL__2PRFIN20050917_083220_000000362040_00465_18555_6844.N1	17-SEP-2005 08:32:20	Bright	36.000	61	8Eps Peg	2.1000	3900.0	72	18555	No
90	GOM_NL__2PRFIN20050917_083942_000000392040_00465_18555_6845.N1	17-SEP-2005 08:39:42	Bright	38.500	92	53Eps Cyg	2.5000	4500.0	77	18555	No
91	GOM_NL__2PRFIN20050917_084150_000000362040_00465_18555_6846.N1	17-SEP-2005 08:41:50	Bright	36.000	66	37Gam Cyg	2.2080	5900.0	72	18555	No
92	GOM_NL__2PRFIN20050917_084704_000000362040_00465_18555_6847.N1	17-SEP-2005 08:47:04	Bright	35.500	89	5Alp Cep	2.4510	8000.0	71	18555	No
93	GOM_NL__2PRFIN20050917_085546_000000372040_00465_18555_6848.N1	17-SEP-2005 08:55:46	Bright	37.000	60	7Bet UMi	2.0810	3950.0	74	18555	No
94	GOM_NL__2PRFIN20050917_090207_000000372040_00465_18555_6849.N1	17-SEP-2005 09:02:07	Bright	36.500	36	50Alp UMa	1.8000	6300.0	73	18555	No
95	GOM_NL__2PRFIN20050917_090334_000000492040_00465_18555_6850.N1	17-SEP-2005 09:03:34	Bright	48.500	82	48Bet UMa	2.3650	10600.	97	18555	No
96	GOM_NL__2PRFIN20050917_090640_000000342040_00465_18555_6851.N1	17-SEP-2005 09:06:40	Bright	34.000	174	52Psi UMa	3.0040	4400.0	68	18555	No
97	GOM_NL__2PRFIN20050917_093218_000000442040_00465_18555_6852.N1	17-SEP-2005 09:32:18	Dark	43.500	65	Lam Vel	2.2040	4400.0	87	18555	No
98	GOM_NL__2PRFIN20050917_093536_000000372040_00465_18555_6853.N1	17-SEP-2005 09:35:36	Dark	37.000	46	Del Vel	1.9540	10600.	74	18555	No
99	GOM_NL__2PRFIN20050917_093708_000000452040_00465_18555_6854.N1	17-SEP-2005 09:37:08	Dark	44.500	41	Eps Car	1.8600	4100.0	89	18555	No
100	GOM_NL__2PRFIN20050917_093926_000000232040_00466_18556_6837.N1	17-SEP-2005 09:39:26	Dark	23.000	29	Bet Car	1.6720	10200.	46	18556	No
101	GOM_NL__2PRFIN20050917_094743_000000382040_00466_18556_6838.N1	17-SEP-2005 09:47:43	Dark	37.500	135	Bet Hyi	2.8200	5800.0	75	18556	No

102	GOM_NL__2PRFIN20050917_095314_000000402040_00466_18556_6839.N1	17-SEP-2005 09:53:14	Straylight	39.500	148	Alp Tuc	2.8780	4100.0	79	18556	No
103	GOM_NL__2PRFIN20050917_095659_000000402040_00466_18556_6840.N1	17-SEP-2005 09:56:59	Straylight	39.500	31	Alp Gru	1.7340	15200.	79	18556	No
104	GOM_NL__2PRFIN20050917_095946_000000382040_00466_18556_6841.N1	17-SEP-2005 09:59:46	Straylight	37.500	172	Gam Gru	3.0030	13100.	75	18556	No
105	GOM_NL__2PRFIN20050917_100543_000000392040_00466_18556_6842.N1	17-SEP-2005 10:05:43	Tw_i_and_stray	38.500	142	49Del Cap	2.8500	8900.0	77	18556	No
106	GOM_NL__2PRFIN20050917_100955_000000362040_00466_18556_6843.N1	17-SEP-2005 10:09:55	Bright	36.000	162	34Alp Aqr	2.9440	5350.0	72	18556	No
107	GOM_NL__2PRFIN20050917_101256_000000382040_00466_18556_6844.N1	17-SEP-2005 10:12:56	Bright	38.000	61	8Eps Peg	2.1000	3900.0	76	18556	No
108	GOM_NL__2PRFIN20050917_102018_000000372040_00466_18556_6845.N1	17-SEP-2005 10:20:18	Bright	37.000	92	53Eps Cyg	2.5000	4500.0	74	18556	No
109	GOM_NL__2PRFIN20050917_102226_000000352040_00466_18556_6846.N1	17-SEP-2005 10:22:26	Bright	34.500	66	37Gam Cyg	2.2080	5900.0	69	18556	No
110	GOM_NL__2PRFIN20050917_102740_000000352040_00466_18556_6847.N1	17-SEP-2005 10:27:40	Bright	35.000	89	5Alp Cep	2.4510	8000.0	70	18556	No
111	GOM_NL__2PRFIN20050917_103622_000000362040_00466_18556_6848.N1	17-SEP-2005 10:36:22	Bright	36.000	60	7Bet UMi	2.0810	3950.0	72	18556	No
112	GOM_NL__2PRFIN20050917_104243_000000362040_00466_18556_6849.N1	17-SEP-2005 10:42:43	Bright	35.500	36	50Alp UMa	1.8000	6300.0	71	18556	No
113	GOM_NL__2PRFIN20050917_104410_000000342040_00466_18556_6850.N1	17-SEP-2005 10:44:10	Bright	33.500	82	48Bet UMa	2.3650	10600.	67	18556	No
114	GOM_NL__2PRFIN20050917_104716_000000342040_00466_18556_6851.N1	17-SEP-2005 10:47:16	Bright	34.000	174	52Psi UMa	3.0040	4400.0	68	18556	No
115	GOM_NL__2PRFIN20050917_111254_000000442040_00466_18556_6852.N1	17-SEP-2005 11:12:54	Dark	43.500	65	Lam Vel	2.2040	4400.0	87	18556	No
116	GOM_NL__2PRFIN20050917_111612_000000382040_00466_18556_6853.N1	17-SEP-2005 11:16:12	Dark	38.000	46	Del Vel	1.9540	10600.	76	18556	No
117	GOM_NL__2PRFIN20050917_111744_000000452040_00466_18556_6854.N1	17-SEP-2005 11:17:44	Dark	45.000	41	Eps Car	1.8600	4100.0	90	18556	No
118	GOM_NL__2PRFIN20050917_112002_000000232040_00467_18557_6837.N1	17-SEP-2005 11:20:02	Dark	23.000	29	Bet Car	1.6720	10200.	46	18557	No
119	GOM_NL__2PRFIN20050917_112819_000000372040_00467_18557_6838.N1	17-SEP-2005 11:28:19	Dark	36.500	135	Bet Hyi	2.8200	5800.0	73	18557	No
120	GOM_NL__2PRFIN20050917_113350_000000422040_00467_18557_6839.N1	17-SEP-2005 11:33:50	Straylight	41.500	148	Alp Tuc	2.8780	4100.0	83	18557	No
121	GOM_NL__2PRFIN20050917_113735_000000402040_00467_18557_6840.N1	17-SEP-2005 11:37:35	Straylight	40.000	31	Alp Gru	1.7340	15200.	80	18557	No
122	GOM_NL__2PRFIN20050917_114022_000000362040_00467_18557_6841.N1	17-SEP-2005 11:40:22	Straylight	35.500	172	Gam Gru	3.0030	13100.	71	18557	No
123	GOM_NL__2PRFIN20050917_114619_000000392040_00467_18557_6842.N1	17-SEP-2005 11:46:19	Tw_i_and_stray	38.500	142	49Del Cap	2.8500	8900.0	77	18557	No
124	GOM_NL__2PRFIN20050917_115031_000000362040_00467_18557_6843.N1	17-SEP-2005 11:50:31	Bright	36.000	162	34Alp Aqr	2.9440	5350.0	72	18557	No
125	GOM_NL__2PRFIN20050917_115332_000000372040_00467_18557_6844.N1	17-SEP-2005 11:53:32	Bright	36.500	61	8Eps Peg	2.1000	3900.0	73	18557	No
126	GOM_NL__2PRFIN20050917_120054_000000382040_00467_18557_6845.N1	17-SEP-2005 12:00:54	Bright	38.000	92	53Eps Cyg	2.5000	4500.0	76	18557	No
127	GOM_NL__2PRFIN20050917_120302_000000382040_00467_18557_6846.N1	17-SEP-2005 12:03:02	Bright	37.500	66	37Gam Cyg	2.2080	5900.0	75	18557	No
128	GOM_NL__2PRFIN20050917_120816_000000362040_00467_18557_6847.N1	17-SEP-2005 12:08:16	Bright	35.500	89	5Alp Cep	2.4510	8000.0	71	18557	No
129	GOM_NL__2PRFIN20050917_121658_000000372040_00467_18557_6848.N1	17-SEP-2005 12:16:58	Bright	37.000	60	7Bet UMi	2.0810	3950.0	74	18557	No
130	GOM_NL__2PRFIN20050917_122319_000000362040_00467_18557_6849.N1	17-SEP-2005 12:23:19	Bright	35.500	36	50Alp UMa	1.8000	6300.0	71	18557	No
131	GOM_NL__2PRFIN20050917_122446_000000522040_00467_18557_6850.N1	17-SEP-2005 12:24:46	Bright	52.000	82	48Bet UMa	2.3650	10600.	104	18557	No
132	GOM_NL__2PRFIN20050917_122752_000000332040_00467_18557_6851.N1	17-SEP-2005 12:27:52	Bright	33.000	174	52Psi UMa	3.0040	4400.0	66	18557	No
133	GOM_NL__2PRFIN20050917_125330_000000472040_00467_18557_6852.N1	17-SEP-2005 12:53:30	Dark	47.000	65	Lam Vel	2.2040	4400.0	94	18557	No
134	GOM_NL__2PRFIN20050917_125648_000000382040_00467_18557_6853.N1	17-SEP-2005 12:56:48	Dark	38.000	46	Del Vel	1.9540	10600.	76	18557	No
135	GOM_NL__2PRFIN20050917_125820_000000502040_00467_18557_6854.N1	17-SEP-2005 12:58:20	Dark	50.000	41	Eps Car	1.8600	4100.0	100	18557	No
136	GOM_NL__2PRFIN20050917_130038_000000372040_00468_18558_6837.N1	17-SEP-2005 13:00:38	Dark	37.000	29	Bet Car	1.6720	10200.	74	18558	No
137	GOM_NL__2PRFIN20050917_130855_000000382040_00468_18558_6838.N1	17-SEP-2005 13:08:55	Dark	37.500	135	Bet Hyi	2.8200	5800.0	75	18558	No
138	GOM_NL__2PRFIN20050917_131426_000000422040_00468_18558_6839.N1	17-SEP-2005 13:14:26	Straylight	41.500	148	Alp Tuc	2.8780	4100.0	83	18558	No
139	GOM_NL__2PRFIN20050917_131811_000000382040_00468_18558_6840.N1	17-SEP-2005 13:18:11	Straylight	38.000	31	Alp Gru	1.7340	15200.	76	18558	No
140	GOM_NL__2PRFIN20050917_132058_000000362040_00468_18558_6841.N1	17-SEP-2005 13:20:58	Straylight	35.500	172	Gam Gru	3.0030	13100.	71	18558	No
141	GOM_NL__2PRFIN20050917_132655_000000382040_00468_18558_6842.N1	17-SEP-2005 13:26:55	Tw_i_and_stray	38.000	142	49Del Cap	2.8500	8900.0	76	18558	No
142	GOM_NL__2PRFIN20050917_133107_000000372040_00468_18558_6843.N1	17-SEP-2005 13:31:07	Bright	37.000	162	34Alp Aqr	2.9440	5350.0	74	18558	No
143	GOM_NL__2PRFIN20050917_133408_000000372040_00468_18558_6844.N1	17-SEP-2005 13:34:08	Bright	37.000	61	8Eps Peg	2.1000	3900.0	74	18558	No
144	GOM_NL__2PRFIN20050917_134130_000000382040_00468_18558_6845.N1	17-SEP-2005 13:41:30	Bright	37.500	92	53Eps Cyg	2.5000	4500.0	75	18558	No
145	GOM_NL__2PRFIN20050917_134339_000000362040_00468_18558_6846.N1	17-SEP-2005 13:43:39	Bright	36.000	66	37Gam Cyg	2.2080	5900.0	72	18558	No
146	GOM_NL__2PRFIN20050917_134852_000000352040_00468_18558_6847.N1	17-SEP-2005 13:48:52	Bright	34.500	89	5Alp Cep	2.4510	8000.0	69	18558	No
147	GOM_NL__2PRFIN20050917_135734_000000342040_00468_18558_6848.N1	17-SEP-2005 13:57:34	Bright	33.500	60	7Bet UMi	2.0810	3950.0	67	18558	No
148	GOM_NL__2PRFIN20050917_140355_000000362040_00468_18558_6849.N1	17-SEP-2005 14:03:55	Bright	35.500	36	50Alp UMa	1.8000	6300.0	71	18558	No
149	GOM_NL__2PRFIN20050917_140522_000000522040_00468_18558_6850.N1	17-SEP-2005 14:05:22	Bright	52.000	82	48Bet UMa	2.3650	10600.	104	18558	No
150	GOM_NL__2PRFIN20050917_140828_000000482040_00468_18558_6851.N1	17-SEP-2005 14:08:28	Bright	48.000	174	52Psi UMa	3.0040	4400.0	96	18558	No
151	GOM_NL__2PRFIN20050917_143406_000000412040_00468_18558_6852.N1	17-SEP-2005 14:34:06	Dark	40.500	65	Lam Vel	2.2040	4400.0	81	18558	No
152	GOM_NL__2PRFIN20050917_143724_000000372040_00468_18558_6853.N1	17-SEP-2005 14:37:24	Dark	36.500	46	Del Vel	1.9540	10600.	73	18558	No
153	GOM_NL__2PRFIN20050917_143856_000000462040_00468_18558_6854.N1	17-SEP-2005 14:38:56	Dark	46.000	41	Eps Car	1.8600	4100.0	92	18558	No
154	GOM_NL__2PRFIN20050917_144114_000000382040_00469_18559_6837.N1	17-SEP-2005 14:41:14	Dark	38.000	29	Bet Car	1.6720	10200.	76	18559	No
155	GOM_NL__2PRFIN20050917_144931_000000372040_00469_18559_6838.N1	17-SEP-2005 14:49:31	Dark	37.000	135	Bet Hyi	2.8200	5800.0	74	18559	No
156	GOM_NL__2PRFIN20050917_145502_000000392040_00469_18559_6839.N1	17-SEP-2005 14:55:02	Straylight	38.500	148	Alp Tuc	2.8780	4100.0	77	18559	No
157	GOM_NL__2PRFIN20050917_145847_000000412040_00469_18559_6840.N1	17-SEP-2005 14:58:47	Straylight	40.500	31	Alp Gru	1.7340	15200.	81	18559	No
158	GOM_NL__2PRFIN20050917_150134_000000372040_00469_18559_6841.N1	17-SEP-2005 15:01:34	Straylight	36.500	172	Gam Gru	3.0030	13100.	73	18559	No
159	GOM_NL__2PRFIN20050917_150731_000000392040_00469_18559_6842.N1	17-SEP-2005 15:07:31	Tw_i_and_stray	38.500	142	49Del Cap	2.8500	8900.0	77	18559	No
160	GOM_NL__2PRFIN20050917_151143_000000372040_00469_18559_6843.N1	17-SEP-2005 15:11:43	Bright	36.500	162	34Alp Aqr	2.9440	5350.0	73	18559	No



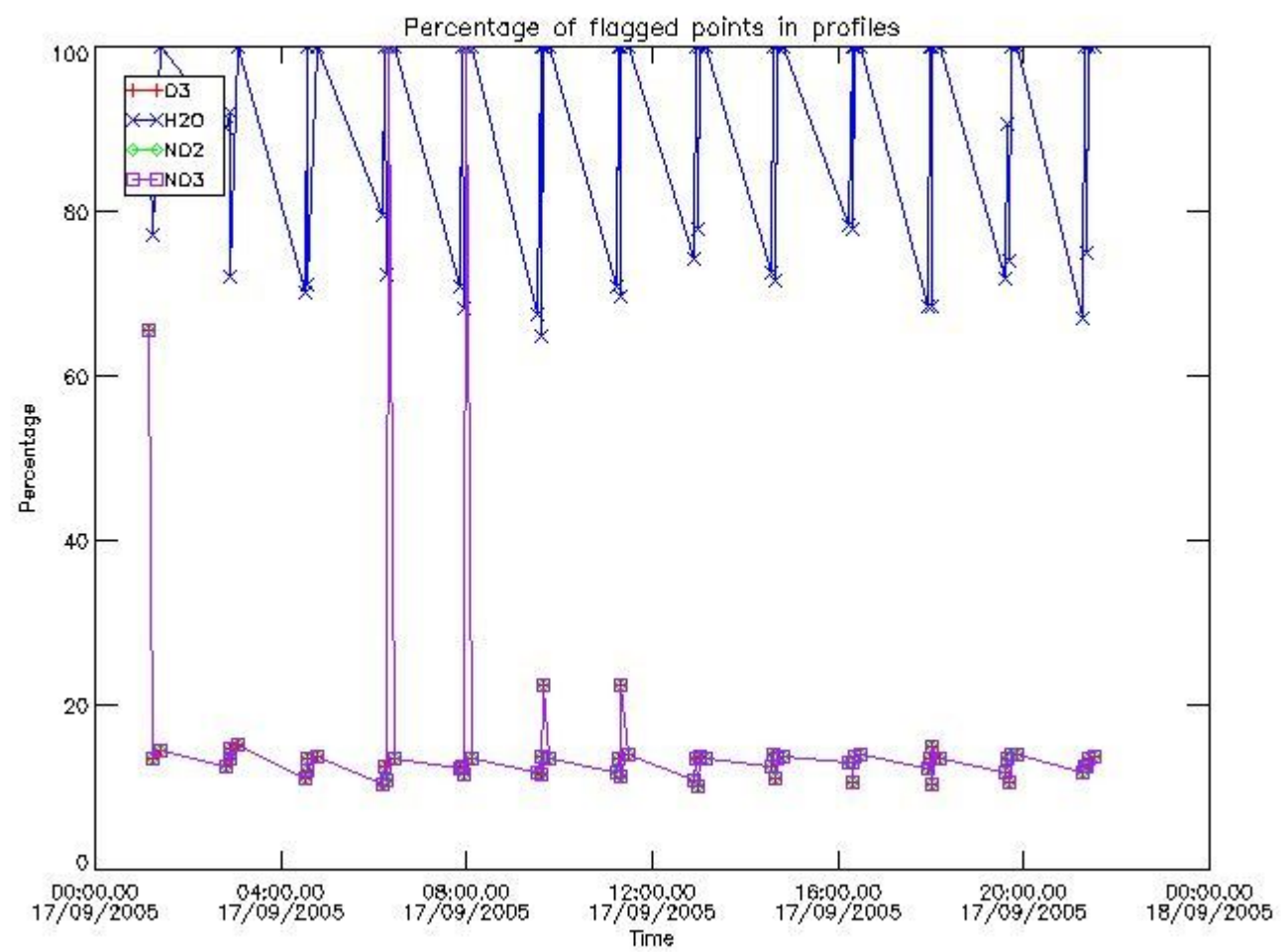
161	GOM_NL__2PRFIN20050917_151444_000000362040_00469_18559_6844.N1	17-SEP-2005 15:14:44	Bright	36.000	61	8Eps Peg	2.1000	3900.0	72	18559	No
162	GOM_NL__2PRFIN20050917_152206_000000372040_00469_18559_6845.N1	17-SEP-2005 15:22:06	Bright	36.500	92	53Eps Cyg	2.5000	4500.0	73	18559	No
163	GOM_NL__2PRFIN20050917_152415_000000342040_00469_18559_6846.N1	17-SEP-2005 15:24:15	Bright	33.500	66	37Gam Cyg	2.2080	5900.0	67	18559	No
164	GOM_NL__2PRFIN20050917_152928_000000362040_00469_18559_6847.N1	17-SEP-2005 15:29:28	Bright	35.500	89	5Alp Cep	2.4510	8000.0	71	18559	No
165	GOM_NL__2PRFIN20050917_153811_000000362040_00469_18559_6848.N1	17-SEP-2005 15:38:11	Bright	36.000	60	7Bet UMi	2.0810	3950.0	72	18559	No
166	GOM_NL__2PRFIN20050917_154431_000000352040_00469_18559_6849.N1	17-SEP-2005 15:44:31	Bright	35.000	36	50Alp UMa	1.8000	6300.0	70	18559	No
167	GOM_NL__2PRFIN20050917_154558_000000332040_00469_18559_6850.N1	17-SEP-2005 15:45:58	Bright	33.000	82	48Bet UMa	2.3650	10600.	66	18559	No
168	GOM_NL__2PRFIN20050917_154904_000000342040_00469_18559_6851.N1	17-SEP-2005 15:49:04	Bright	34.000	174	52Psi UMa	3.0040	4400.0	68	18559	No
169	GOM_NL__2PRFIN20050917_161442_000000402040_00469_18559_6852.N1	17-SEP-2005 16:14:42	Dark	39.500	65	Lam Vel	2.2040	4400.0	79	18559	No
170	GOM_NL__2PRFIN20050917_161800_000000402040_00469_18559_6853.N1	17-SEP-2005 16:18:00	Dark	39.500	46	Del Vel	1.9540	10600.	79	18559	No
171	GOM_NL__2PRFIN20050917_161933_000000482040_00469_18559_6854.N1	17-SEP-2005 16:19:33	Dark	48.000	41	Eps Car	1.8600	4100.0	96	18559	No
172	GOM_NL__2PRFIN20050917_162150_000000372040_00470_18560_6857.N1	17-SEP-2005 16:21:50	Dark	37.000	29	Bet Car	1.6720	10200.	74	18560	No
173	GOM_NL__2PRFIN20050917_163007_000000372040_00470_18560_6858.N1	17-SEP-2005 16:30:07	Dark	36.500	135	Bet Hyi	2.8200	5800.0	73	18560	No
174	GOM_NL__2PRFIN20050917_163538_000000382040_00470_18560_6859.N1	17-SEP-2005 16:35:38	Straylight	37.500	148	Alp Tuc	2.8780	4100.0	75	18560	No
175	GOM_NL__2PRFIN20050917_163923_000000422040_00470_18560_6860.N1	17-SEP-2005 16:39:23	Straylight	41.500	31	Alp Gru	1.7340	15200.	83	18560	No
176	GOM_NL__2PRFIN20050917_164210_000000372040_00470_18560_6861.N1	17-SEP-2005 16:42:10	Straylight	37.000	172	Gam Gru	3.0030	13100.	74	18560	No
177	GOM_NL__2PRFIN20050917_164807_000000402040_00470_18560_6862.N1	17-SEP-2005 16:48:07	Tw_i_and_stray	39.500	142	49Del Cap	2.8500	8900.0	79	18560	No
178	GOM_NL__2PRFIN20050917_165219_000000372040_00470_18560_6863.N1	17-SEP-2005 16:52:19	Bright	37.000	162	34Alp Aqr	2.9440	5350.0	74	18560	No
179	GOM_NL__2PRFIN20050917_165520_000000382040_00470_18560_6864.N1	17-SEP-2005 16:55:20	Bright	37.500	61	8Eps Peg	2.1000	3900.0	75	18560	No
180	GOM_NL__2PRFIN20050917_170243_000000352040_00470_18560_6865.N1	17-SEP-2005 17:02:43	Bright	34.500	92	53Eps Cyg	2.5000	4500.0	69	18560	No
181	GOM_NL__2PRFIN20050917_170451_000000372040_00470_18560_6866.N1	17-SEP-2005 17:04:51	Bright	37.000	66	37Gam Cyg	2.2080	5900.0	74	18560	No
182	GOM_NL__2PRFIN20050917_171004_000000362040_00470_18560_6867.N1	17-SEP-2005 17:10:04	Bright	36.000	89	5Alp Cep	2.4510	8000.0	72	18560	No
183	GOM_NL__2PRFIN20050917_171847_000000372040_00470_18560_6868.N1	17-SEP-2005 17:18:47	Bright	37.000	60	7Bet UMi	2.0810	3950.0	74	18560	No
184	GOM_NL__2PRFIN20050917_172507_000000352040_00470_18560_6869.N1	17-SEP-2005 17:25:07	Bright	34.500	36	50Alp UMa	1.8000	6300.0	69	18560	No
185	GOM_NL__2PRFIN20050917_172634_000000352040_00470_18560_6870.N1	17-SEP-2005 17:26:34	Bright	34.500	82	48Bet UMa	2.3650	10600.	69	18560	No
186	GOM_NL__2PRFIN20050917_172940_000000332040_00470_18560_6871.N1	17-SEP-2005 17:29:40	Bright	33.000	174	52Psi UMa	3.0040	4400.0	66	18560	No
187	GOM_NL__2PRFIN20050917_175519_000000422040_00470_18560_6872.N1	17-SEP-2005 17:55:19	Dark	41.500	65	Lam Vel	2.2040	4400.0	83	18560	No
188	GOM_NL__2PRFIN20050917_175836_000000382040_00470_18560_6873.N1	17-SEP-2005 17:58:36	Dark	37.500	46	Del Vel	1.9540	10600.	75	18560	No
189	GOM_NL__2PRFIN20050917_180009_000000502040_00470_18560_6874.N1	17-SEP-2005 18:00:09	Dark	49.500	41	Eps Car	1.8600	4100.0	99	18560	No
190	GOM_NL__2PRFIN20050917_180226_000000382040_00471_18561_6857.N1	17-SEP-2005 18:02:26	Dark	37.500	29	Bet Car	1.6720	10200.	75	18561	No
191	GOM_NL__2PRFIN20050917_181043_000000382040_00471_18561_6858.N1	17-SEP-2005 18:10:43	Dark	37.500	135	Bet Hyi	2.8200	5800.0	75	18561	No
192	GOM_NL__2PRFIN20050917_181615_000000372040_00471_18561_6859.N1	17-SEP-2005 18:16:15	Straylight	37.000	148	Alp Tuc	2.8780	4100.0	74	18561	No
193	GOM_NL__2PRFIN20050917_181959_000000402040_00471_18561_6860.N1	17-SEP-2005 18:19:59	Straylight	39.500	31	Alp Gru	1.7340	15200.	79	18561	No
194	GOM_NL__2PRFIN20050917_182246_000000382040_00471_18561_6861.N1	17-SEP-2005 18:22:46	Straylight	37.500	172	Gam Gru	3.0030	13100.	75	18561	No
195	GOM_NL__2PRFIN20050917_182843_000000392040_00471_18561_6862.N1	17-SEP-2005 18:28:43	Tw_i_and_stray	39.000	142	49Del Cap	2.8500	8900.0	78	18561	No
196	GOM_NL__2PRFIN20050917_183256_000000372040_00471_18561_6863.N1	17-SEP-2005 18:32:56	Bright	37.000	162	34Alp Aqr	2.9440	5350.0	74	18561	No
197	GOM_NL__2PRFIN20050917_183556_000000382040_00471_18561_6864.N1	17-SEP-2005 18:35:56	Bright	38.000	61	8Eps Peg	2.1000	3900.0	76	18561	No
198	GOM_NL__2PRFIN20050917_184319_000000382040_00471_18561_6865.N1	17-SEP-2005 18:43:19	Bright	38.000	92	53Eps Cyg	2.5000	4500.0	76	18561	No
199	GOM_NL__2PRFIN20050917_184528_000000362040_00471_18561_6866.N1	17-SEP-2005 18:45:28	Bright	36.000	66	37Gam Cyg	2.2080	5900.0	72	18561	No
200	GOM_NL__2PRFIN20050917_185040_000000352040_00471_18561_6867.N1	17-SEP-2005 18:50:40	Bright	34.500	89	5Alp Cep	2.4510	8000.0	69	18561	No
201	GOM_NL__2PRFIN20050917_185923_000000372040_00471_18561_6868.N1	17-SEP-2005 18:59:23	Bright	36.500	60	7Bet UMi	2.0810	3950.0	73	18561	No
202	GOM_NL__2PRFIN20050917_190544_000000362040_00471_18561_6869.N1	17-SEP-2005 19:05:44	Bright	35.500	36	50Alp UMa	1.8000	6300.0	71	18561	No
203	GOM_NL__2PRFIN20050917_190711_000000362040_00471_18561_6870.N1	17-SEP-2005 19:07:11	Bright	35.500	82	48Bet UMa	2.3650	10600.	71	18561	No
204	GOM_NL__2PRFIN20050917_191017_000000332040_00471_18561_6871.N1	17-SEP-2005 19:10:17	Bright	33.000	174	52Psi UMa	3.0040	4400.0	66	18561	No
205	GOM_NL__2PRFIN20050917_193555_000000432040_00471_18561_6872.N1	17-SEP-2005 19:35:55	Dark	43.000	65	Lam Vel	2.2040	4400.0	86	18561	No
206	GOM_NL__2PRFIN20050917_193913_000000382040_00471_18561_6873.N1	17-SEP-2005 19:39:13	Dark	38.000	46	Del Vel	1.9540	10600.	76	18561	No
207	GOM_NL__2PRFIN20050917_194045_000000492040_00471_18561_6874.N1	17-SEP-2005 19:40:45	Dark	48.500	41	Eps Car	1.8600	4100.0	97	18561	No
208	GOM_NL__2PRFIN20050917_194302_000000372040_00472_18562_6857.N1	17-SEP-2005 19:43:02	Dark	36.500	29	Bet Car	1.6720	10200.	73	18562	No
209	GOM_NL__2PRFIN20050917_195119_000000372040_00472_18562_6858.N1	17-SEP-2005 19:51:19	Dark	36.500	135	Bet Hyi	2.8200	5800.0	73	18562	No
210	GOM_NL__2PRFIN20050917_195651_000000372040_00472_18562_6859.N1	17-SEP-2005 19:56:51	Straylight	37.000	148	Alp Tuc	2.8780	4100.0	74	18562	No
211	GOM_NL__2PRFIN20050917_200035_000000402040_00472_18562_6860.N1	17-SEP-2005 20:00:35	Straylight	39.500	31	Alp Gru	1.7340	15200.	79	18562	No
212	GOM_NL__2PRFIN20050917_200322_000000402040_00472_18562_6861.N1	17-SEP-2005 20:03:22	Straylight	40.000	172	Gam Gru	3.0030	13100.	80	18562	No
213	GOM_NL__2PRFIN20050917_200920_000000392040_00472_18562_6862.N1	17-SEP-2005 20:09:20	Tw_i_and_stray	38.500	142	49Del Cap	2.8500	8900.0	77	18562	No
214	GOM_NL__2PRFIN20050917_201332_000000372040_00472_18562_6863.N1	17-SEP-2005 20:13:32	Bright	37.000	162	34Alp Aqr	2.9440	5350.0	74	18562	No
215	GOM_NL__2PRFIN20050917_201632_000000382040_00472_18562_6864.N1	17-SEP-2005 20:16:32	Bright	37.500	61	8Eps Peg	2.1000	3900.0	75	18562	No
216	GOM_NL__2PRFIN20050917_202355_000000382040_00472_18562_6865.N1	17-SEP-2005 20:23:55	Bright	38.000	92	53Eps Cyg	2.5000	4500.0	76	18562	No
217	GOM_NL__2PRFIN20050917_202604_000000382040_00472_18562_6866.N1	17-SEP-2005 20:26:04	Bright	38.000	66	37Gam Cyg	2.2080	5900.0	76	18562	No
218	GOM_NL__2PRFIN20050917_203116_000000372040_00472_18562_6867.N1	17-SEP-2005 20:31:16	Bright	36.500	89	5Alp Cep	2.4510	8000.0	73	18562	No
219	GOM_NL__2PRFIN20050917_203959_000000372040_00472_18562_6868.N1	17-SEP-2005 20:39:59	Bright	36.500	60	7Bet UMi	2.0810	3950.0	73	18562	No

220	GOM_NL__2PRFIN20050917_204620_000000372040_00472_18562_6869.N1	17-SEP-2005 20:46:20	Bright	37.000	36	50Alp UMa	1.8000	6300.0	74	18562	No
221	GOM_NL__2PRFIN20050917_204747_000000342040_00472_18562_6870.N1	17-SEP-2005 20:47:47	Bright	33.500	82	48Bet UMa	2.3650	10600.	67	18562	No
222	GOM_NL__2PRFIN20050917_205053_000000342040_00472_18562_6871.N1	17-SEP-2005 20:50:53	Bright	33.500	174	52Psi UMa	3.0040	4400.0	67	18562	No
223	GOM_NL__2PRFIN20050917_211631_000000432040_00472_18562_6872.N1	17-SEP-2005 21:16:31	Dark	43.000	65	Lam Vel	2.2040	4400.0	86	18562	No
224	GOM_NL__2PRFIN20050917_211949_000000412040_00472_18562_6873.N1	17-SEP-2005 21:19:49	Dark	40.500	46	Del Vel	1.9540	10600.	81	18562	No
225	GOM_NL__2PRFIN20050917_212121_000000412040_00472_18562_6874.N1	17-SEP-2005 21:21:21	Dark	40.500	41	Eps Car	1.8600	4100.0	81	18562	No
226	GOM_NL__2PRFIN20050917_212338_000000382040_00473_18563_6857.N1	17-SEP-2005 21:23:38	Dark	38.000	29	Bet Car	1.6720	10200.	76	18563	No
227	GOM_NL__2PRFIN20050917_213155_000000372040_00473_18563_6858.N1	17-SEP-2005 21:31:55	Dark	37.000	135	Bet Hyi	2.8200	5800.0	74	18563	No
228	GOM_NL__2PRFIN20050917_213727_000000462040_00473_18563_6859.N1	17-SEP-2005 21:37:27	Straylight	46.000	148	Alp Tuc	2.8780	4100.0	92	18563	No
229	GOM_NL__2PRFIN20050917_214111_000000392040_00473_18563_6860.N1	17-SEP-2005 21:41:11	Straylight	38.500	31	Alp Gru	1.7340	15200.	77	18563	No
230	GOM_NL__2PRFIN20050917_214358_000000382040_00473_18563_6861.N1	17-SEP-2005 21:43:58	Straylight	38.000	172	Gam Gru	3.0030	13100.	76	18563	No
231	GOM_NL__2PRFIN20050917_214956_000000392040_00473_18563_6862.N1	17-SEP-2005 21:49:56	Twilight_stray	39.000	142	49Del Cap	2.8500	8900.0	78	18563	No
232	GOM_NL__2PRFIN20050917_215408_000000382040_00473_18563_6863.N1	17-SEP-2005 21:54:08	Bright	38.000	162	34Alp Aqr	2.9440	5350.0	76	18563	No
233	GOM_NL__2PRFIN20050917_215708_000000362040_00473_18563_6864.N1	17-SEP-2005 21:57:08	Bright	36.000	61	8Eps Peg	2.1000	3900.0	72	18563	No
234	GOM_NL__2PRFIN20050917_220431_000000382040_00473_18563_6865.N1	17-SEP-2005 22:04:31	Bright	38.000	92	53Eps Cyg	2.5000	4500.0	76	18563	No
235	GOM_NL__2PRFIN20050917_220640_000000382040_00473_18563_6866.N1	17-SEP-2005 22:06:40	Bright	37.500	66	37Gam Cyg	2.2080	5900.0	75	18563	No
236	GOM_NL__2PRFIN20050917_221152_000000362040_00473_18563_6867.N1	17-SEP-2005 22:11:52	Bright	36.000	89	5Alp Cep	2.4510	8000.0	72	18563	No
237	GOM_NL__2PRFIN20050917_222036_000000362040_00473_18563_6868.N1	17-SEP-2005 22:20:36	Bright	36.000	60	7Bet UMi	2.0810	3950.0	72	18563	No
238	GOM_NL__2PRFIN20050917_222656_000000362040_00473_18563_6869.N1	17-SEP-2005 22:26:56	Bright	35.500	36	50Alp UMa	1.8000	6300.0	71	18563	No
239	GOM_NL__2PRFIN20050917_222823_000000342040_00473_18563_6870.N1	17-SEP-2005 22:28:23	Bright	34.000	82	48Bet UMa	2.3650	10600.	68	18563	No
240	GOM_NL__2PRFIN20050917_223129_000000522040_00473_18563_6871.N1	17-SEP-2005 22:31:29	Bright	51.500	174	52Psi UMa	3.0040	4400.0	103	18563	No

### 3. Quality information per product

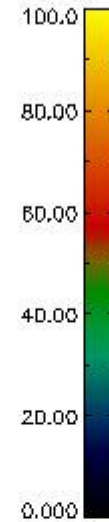
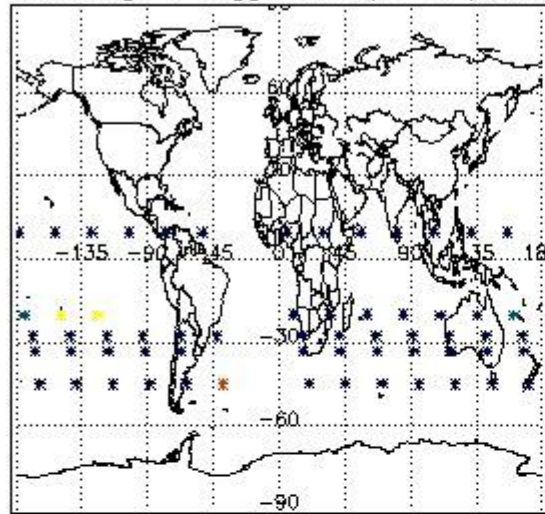
In this section it is plotted some information contained in the Quality Summary data set of the level 2 products. Only products in dark limb conditions and without errors (error flag in the MPH set to "0") are used.

#### 3.1 Plot quality information per product (time dependant)


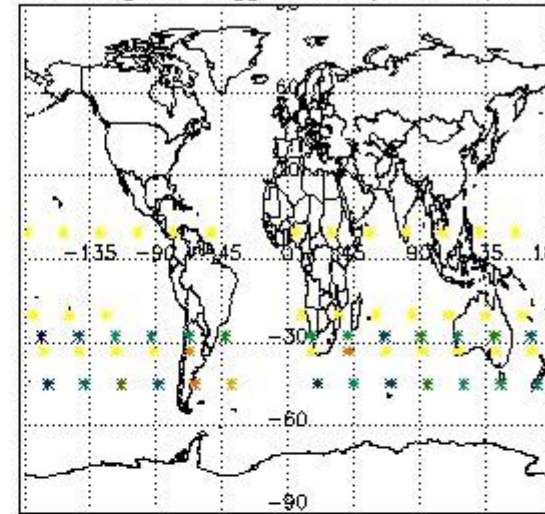


3.2 Plot quality information per product (world map)


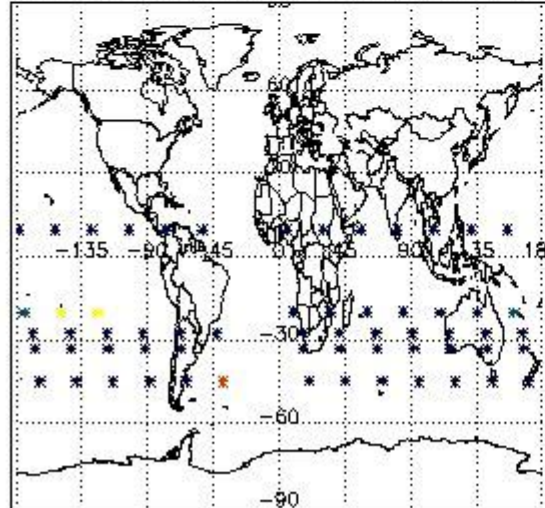
Percentage of flagged data per O3 profile



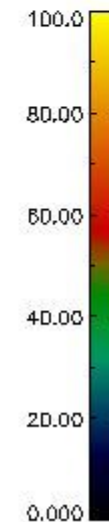
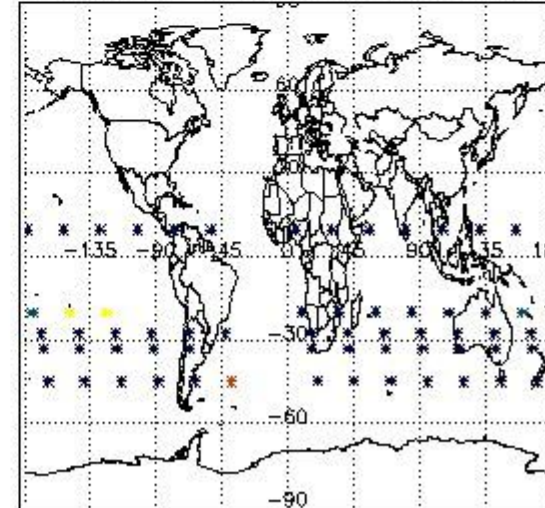
Percentage of flagged data per H2O profile



Percentage of flagged data per NO2 profile



Percentage of flagged data per NO3 profile



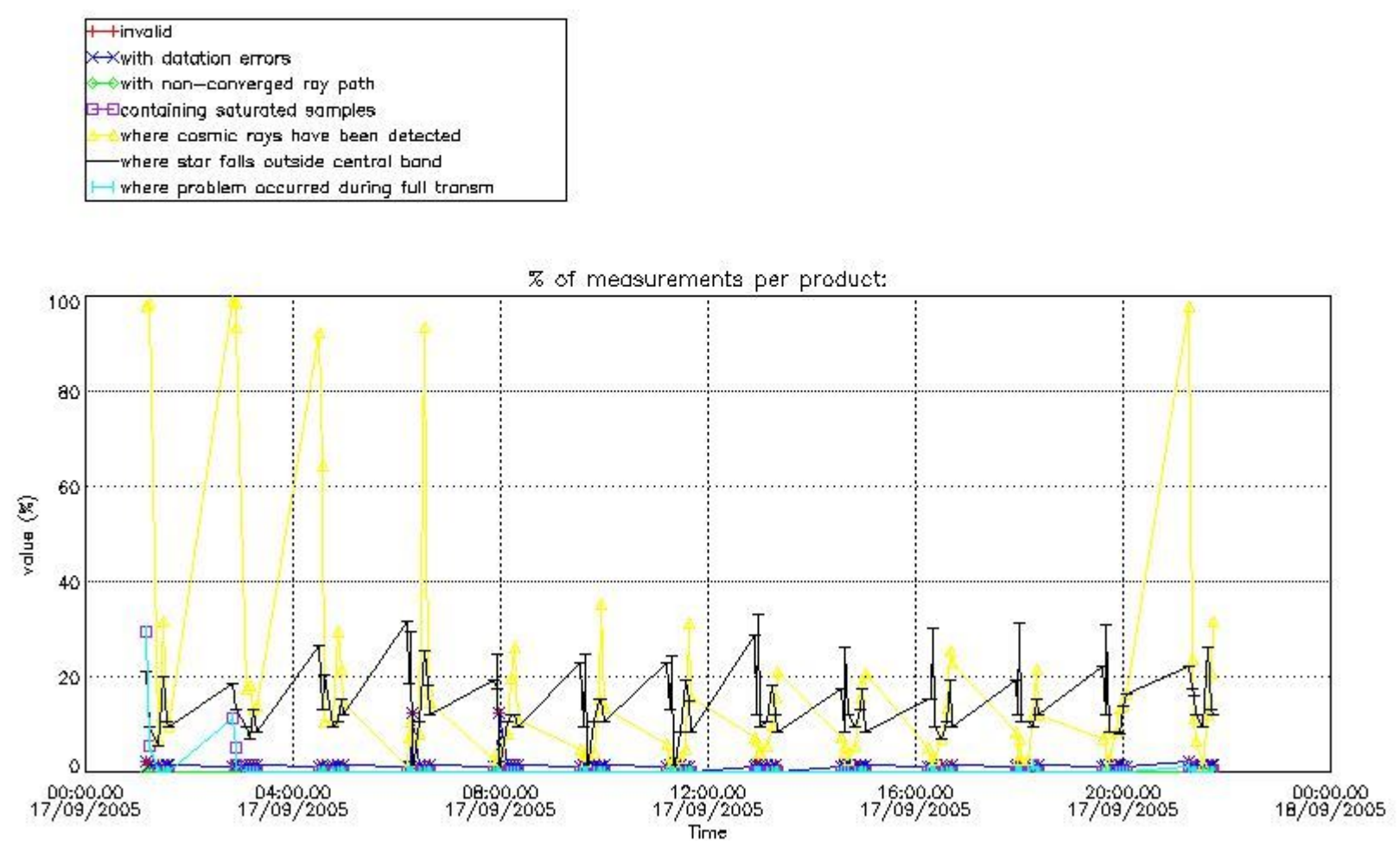
#### 4. Level 1 quality information per product

In this section it is plotted some information contained in the Quality Summary data set of the level 2 products that comes from the level 1b processing. Products without errors (error flag in the MPH set to "0") are used.

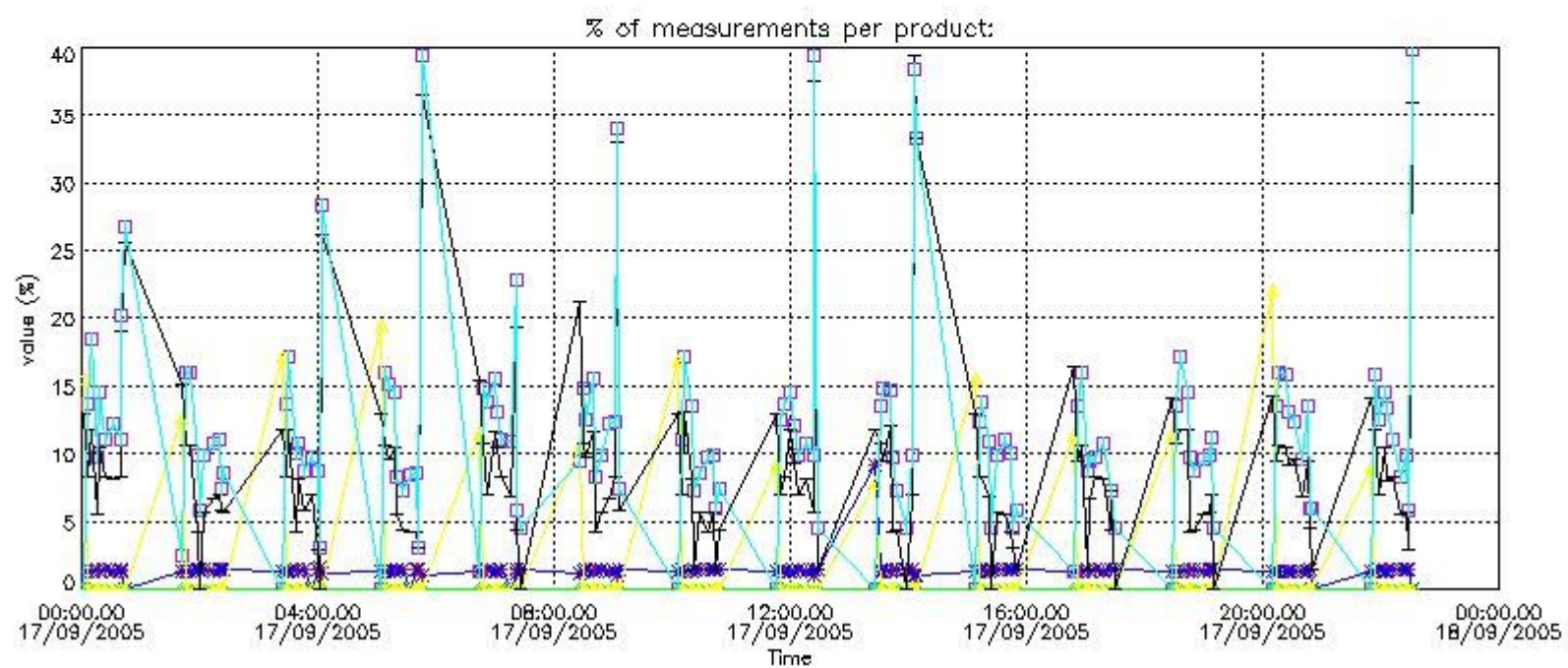
##### 4.1 Plot quality information per product (time dependant) coming from level 1b processing

###### 4.1.1 Plot level 1 quality information per product (time dependant): ENVISAT ASCENDING passes





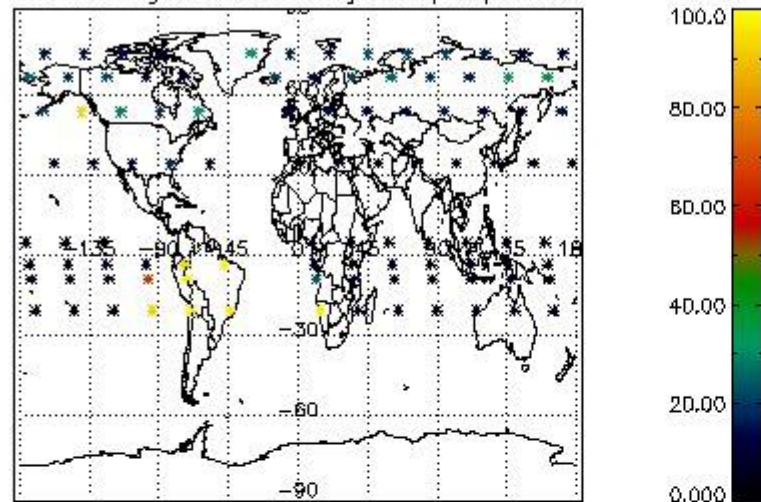
4.1.2 Plot level 1 quality information per product (time dependant): ENVI SAT DESCENDING passes



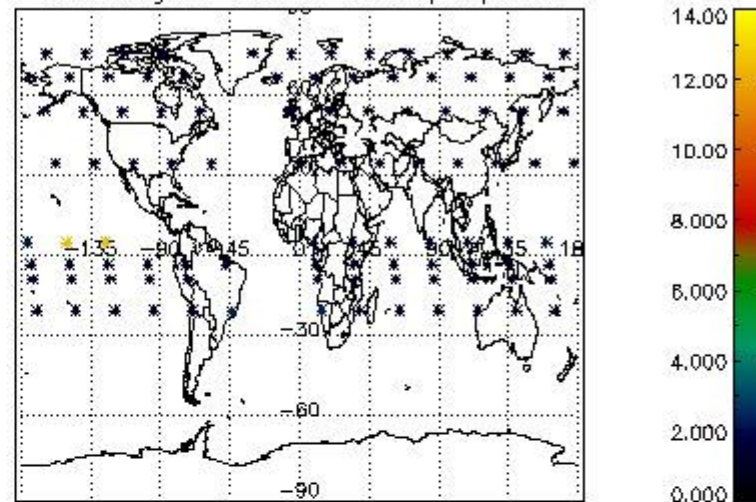
4.2 Plot quality information per product coming from level 1b processing (world map)

4.2.1 Plot level 1 quality information per product (world map): ENVISAT ASCENDING passes

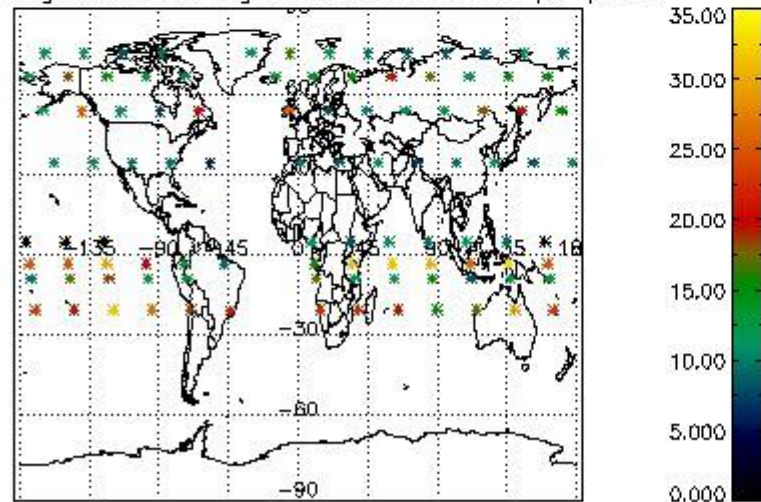
Percentage of cosmic ray hits per profile



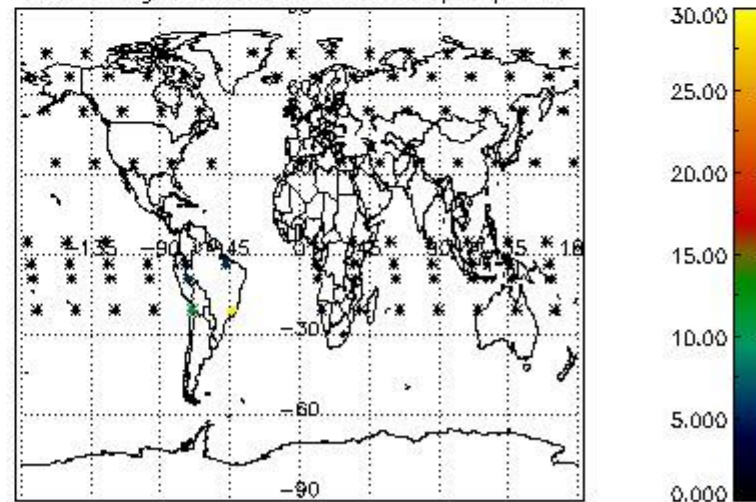
Percentage of datation errors per profile



Percentage of star falling outside central band per profile

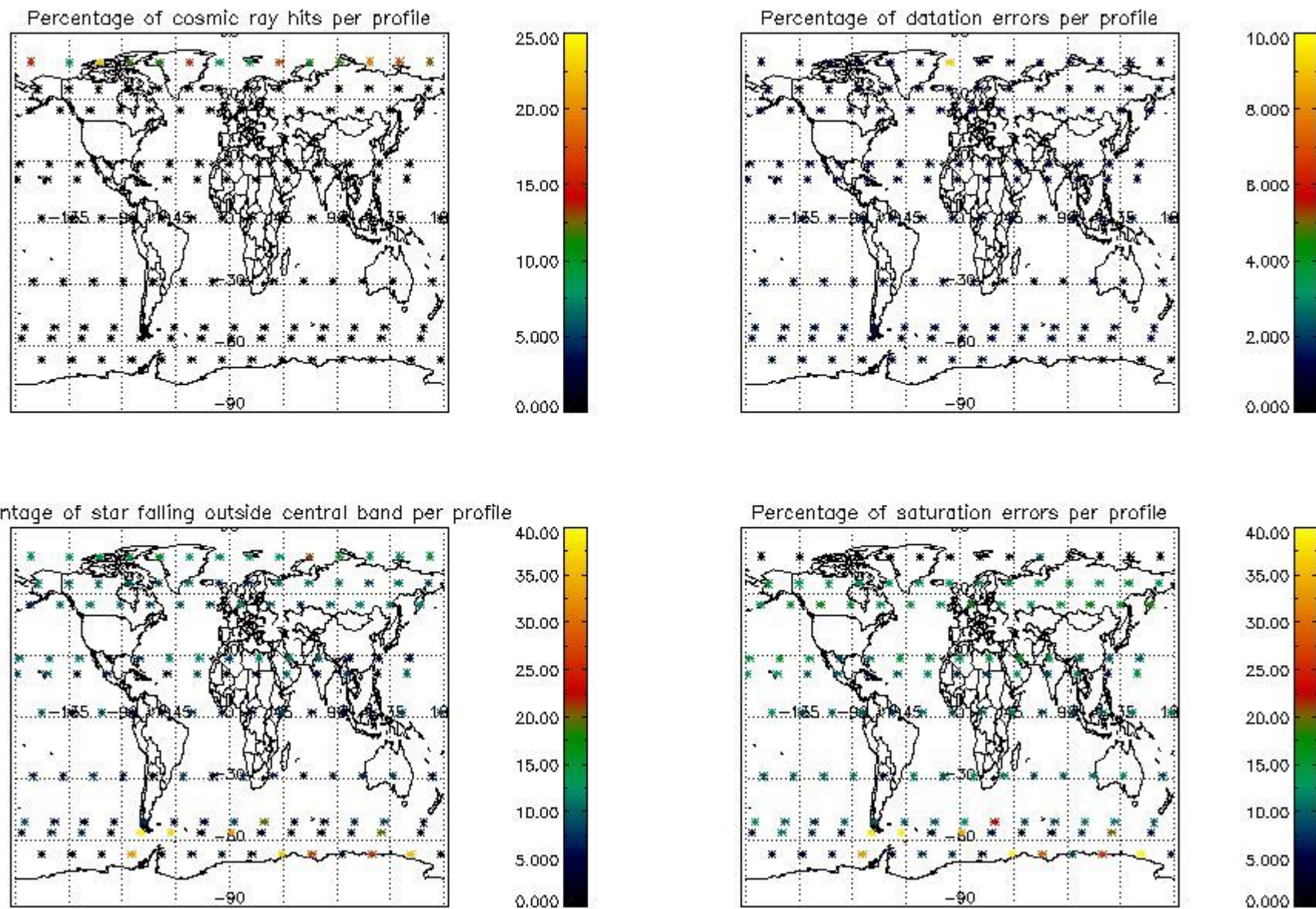


Percentage of saturation errors per profile



4.2.2 Plot level 1 quality information per product (world map): ENVISAT DESCENDING passes





## 5. Trace gas profiles

### 5.1 Ozone statistics based on quality of products

The final quality of the products can be "measured" using the STD (Standard Deviation) attached to every point profile. This information is written to the parameter GOM\_NL\_\_2P/NL\_LOCAL\_SPECIES\_DENSITY/o3\_std of the level 2 products. The table below shows the statistics for given STD ranges.

The statistics are given with respect to the overall valid production:

- Products without fatal errors: GOM\_NL\_\_2P/MPH/PRODUCT\_ERR=0
- Valid point profile: GOM\_NL\_\_2P/NL\_LOCAL\_SPECIES\_DENSITY/pcd(0)=0

The 'Criteria' is applied to valid points of dark limb products:

- Products in dark limb illumination condition: GOM\_NL\_\_2P/NL\_SUMMARY\_QUALITY/obs\_ill\_cond=0
- Products without fatal errors: GOM\_NL\_\_2P/MPH/PRODUCT\_ERR=0
- Valid point profile: GOM\_NL\_\_2P/NL\_LOCAL\_SPECIES\_DENSITY/pcd(0)=0

So, the table below shows the percentage of dark limb and valid observations for each criteria with respect to the overall valid daily observations.

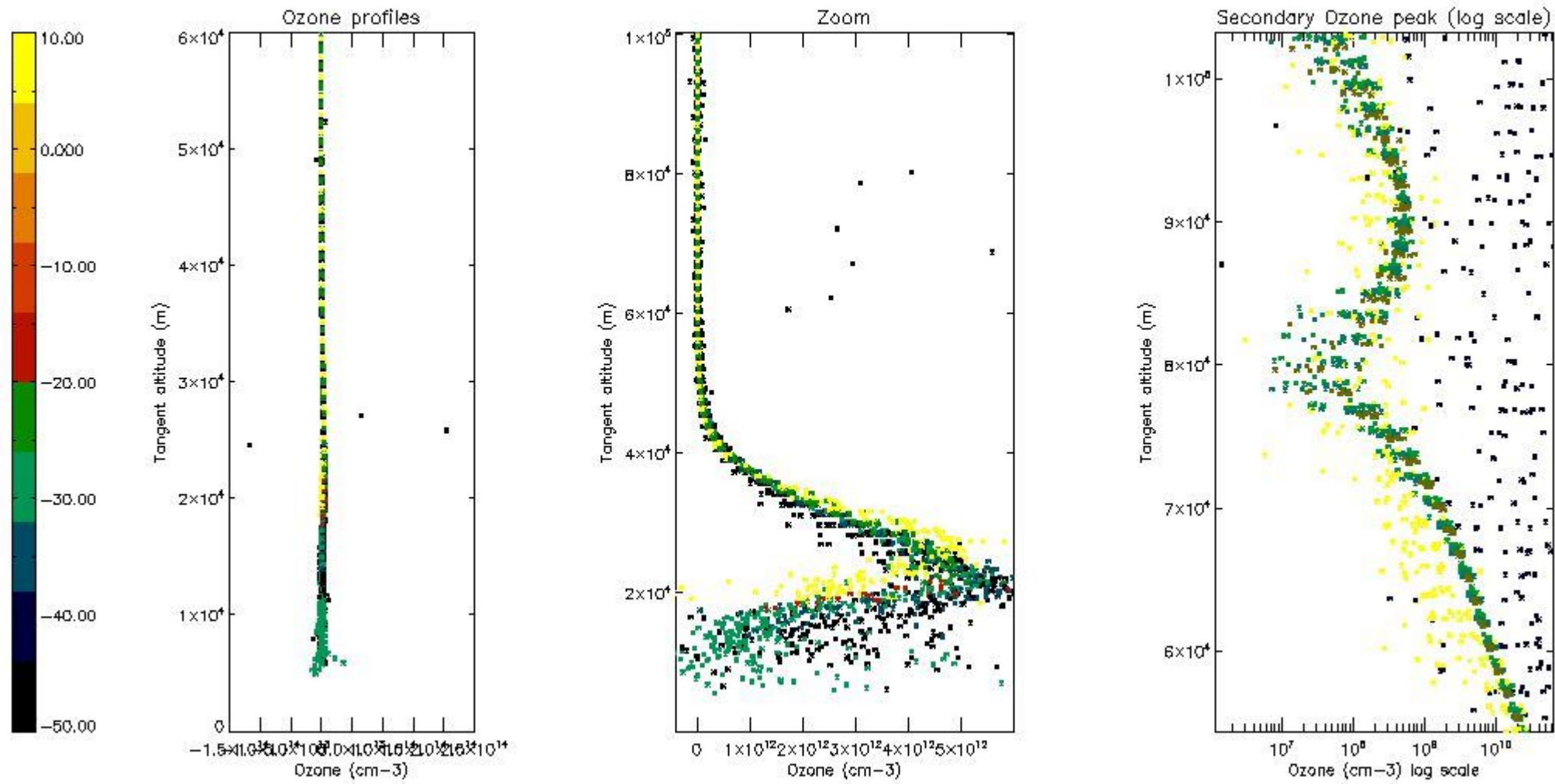
Criteria	% of total production
All STD	27
STD < 20	13



STD < 10	9
STD < 5	5

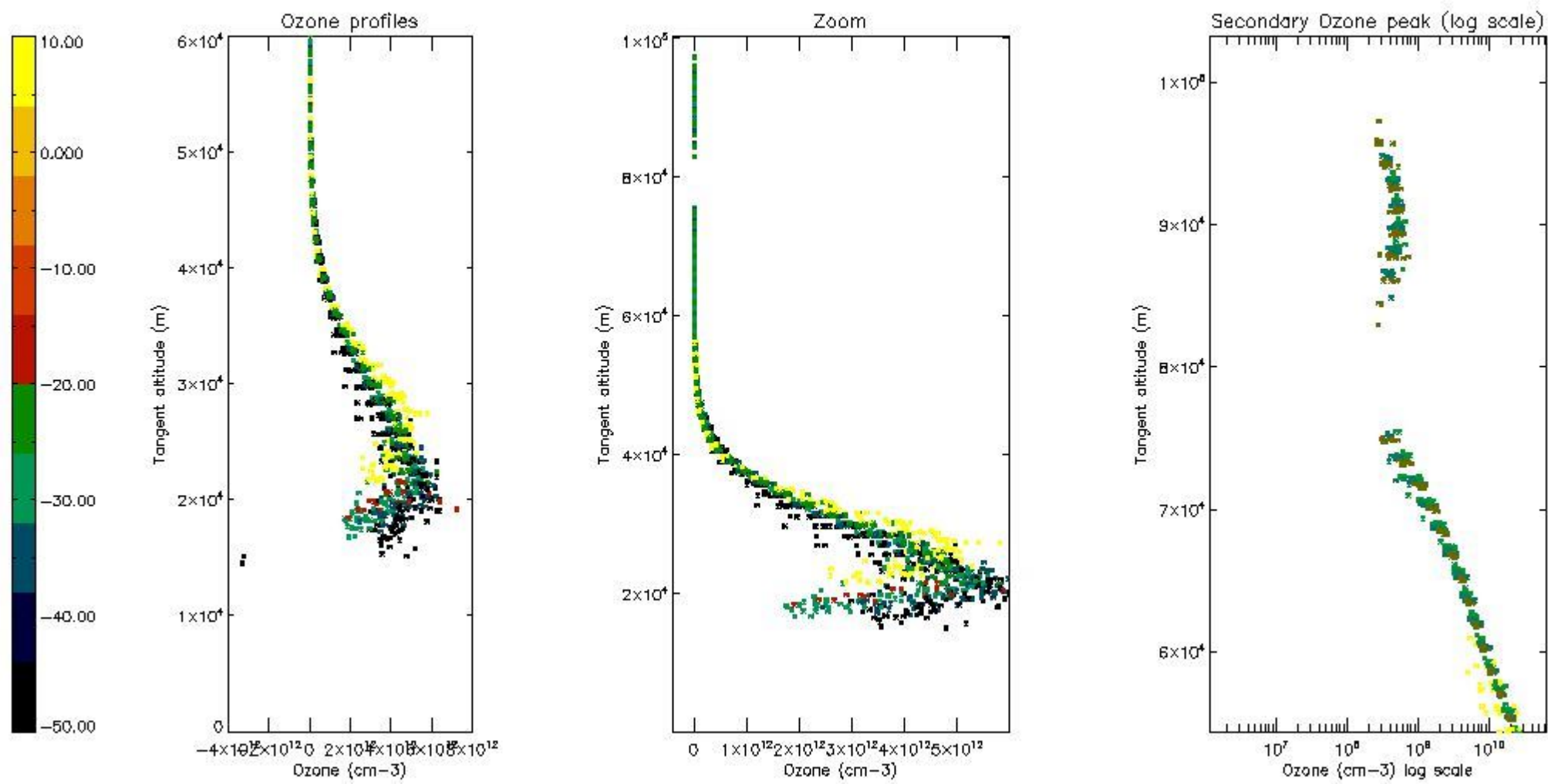
5.2 Plot ozone profiles for all STD (dark without errors)

The colorbar represents the latitude.



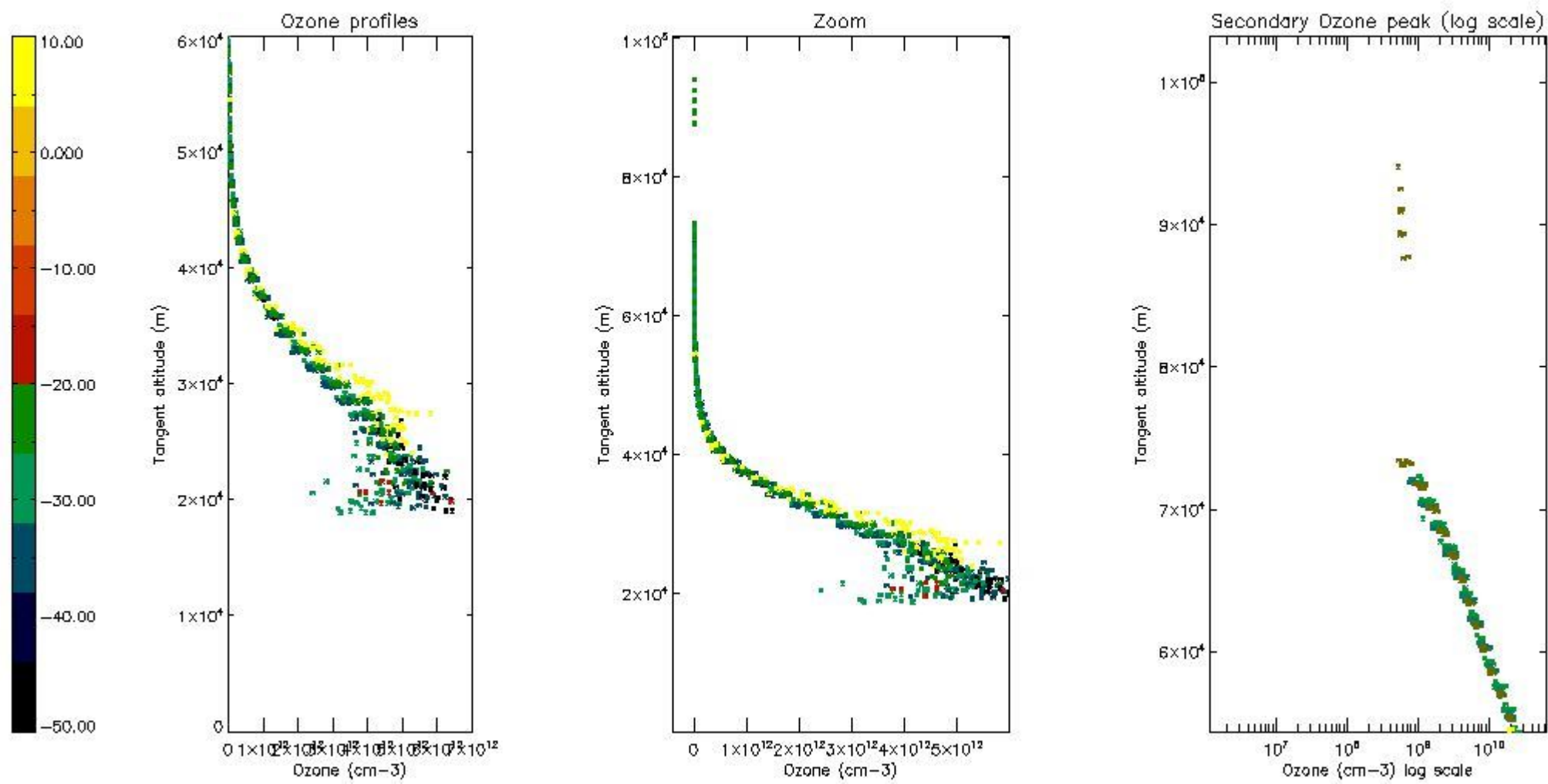
5.3 Plot ozone profiles where STD < 20% (dark without errors)

The colorbar represents the latitude.



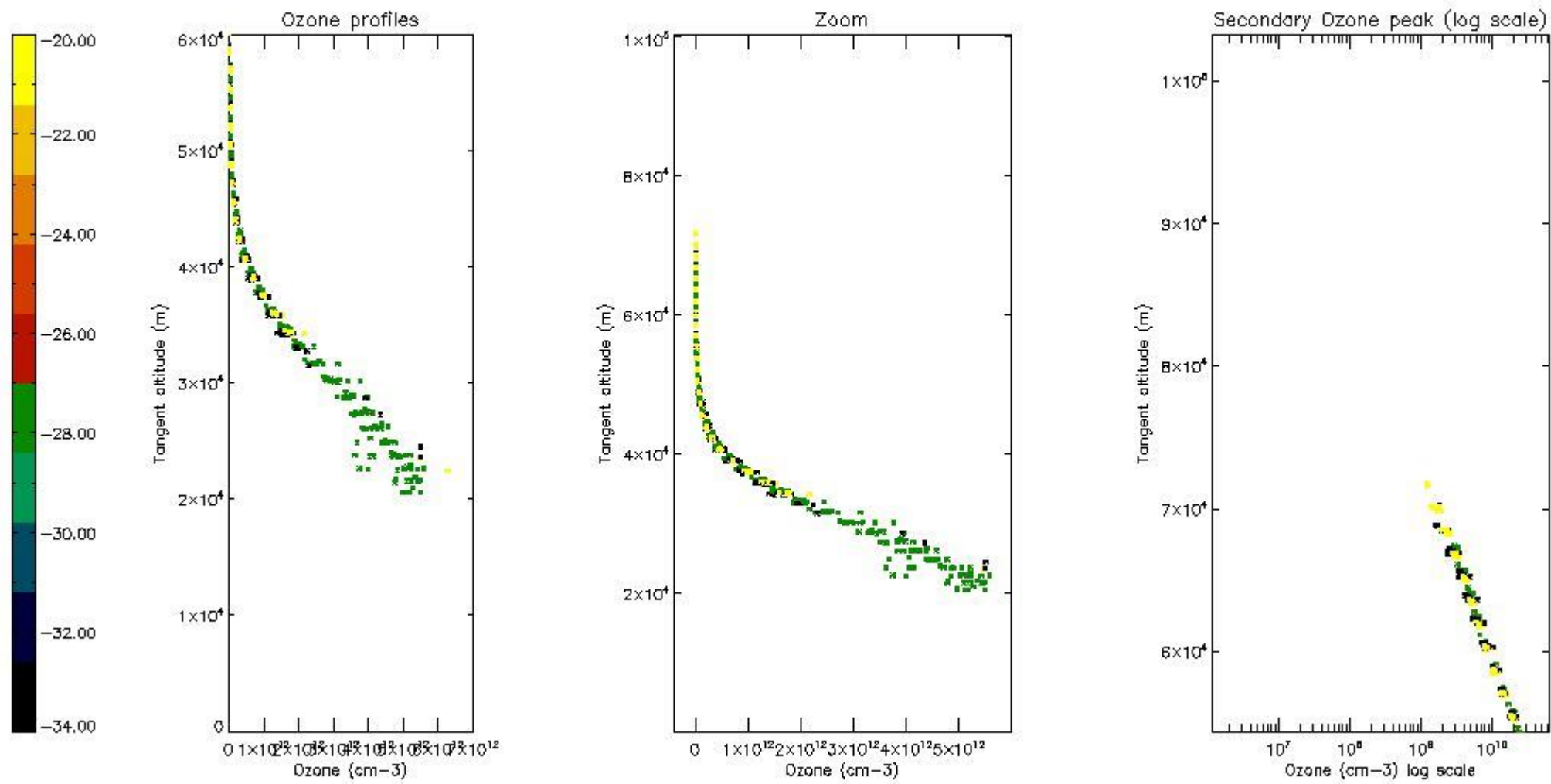
*5.4 Plot ozone profiles where STD < 10% (dark without errors)*

The colorbar represents the latitude.



*5.5 Plot ozone profiles where STD < 5% (dark without errors)*

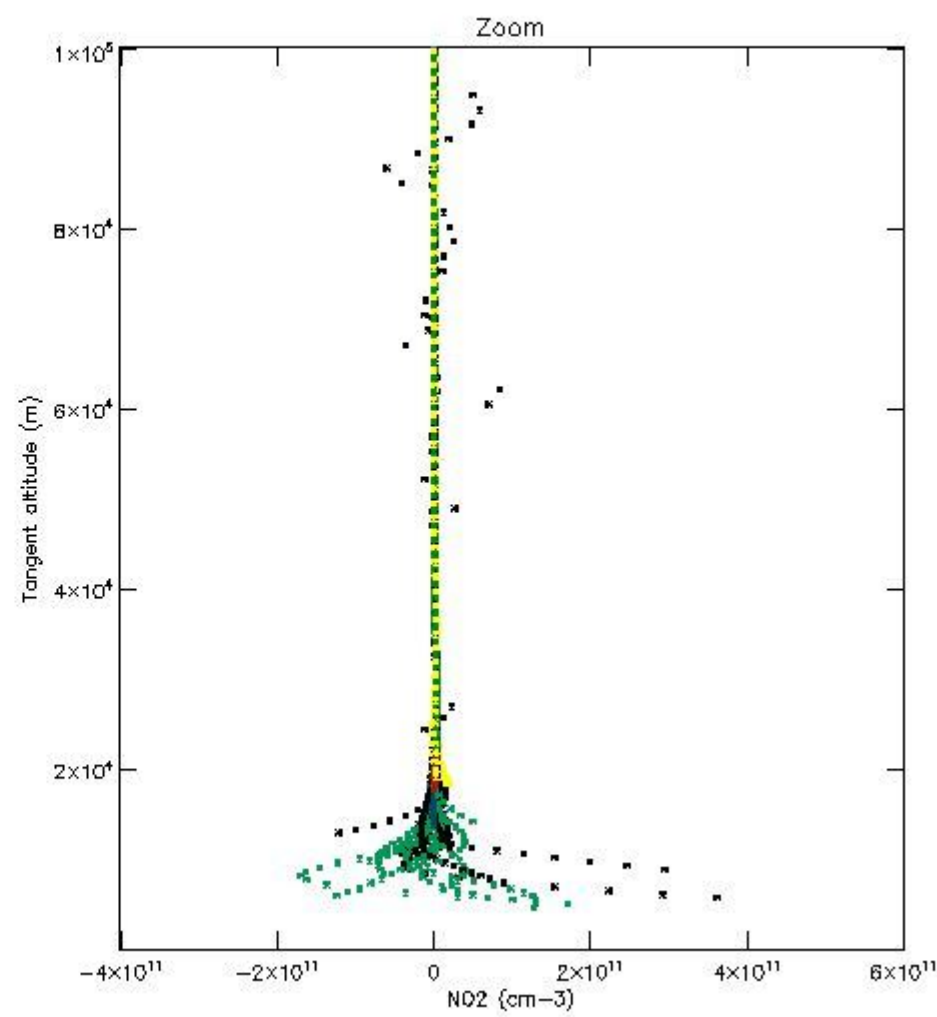
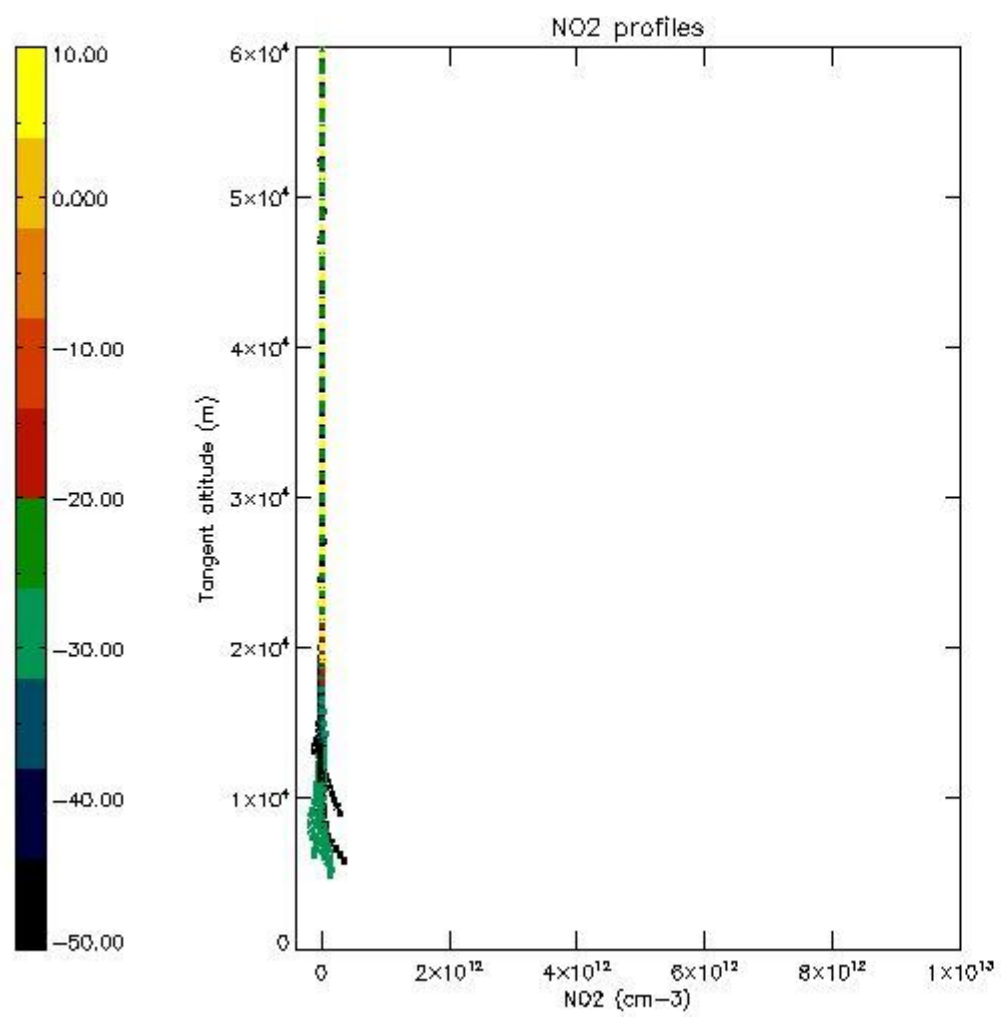
The colorbar represents the latitude.



*5.6 Plot NO<sub>2</sub> profiles for all STD (dark without errors)*

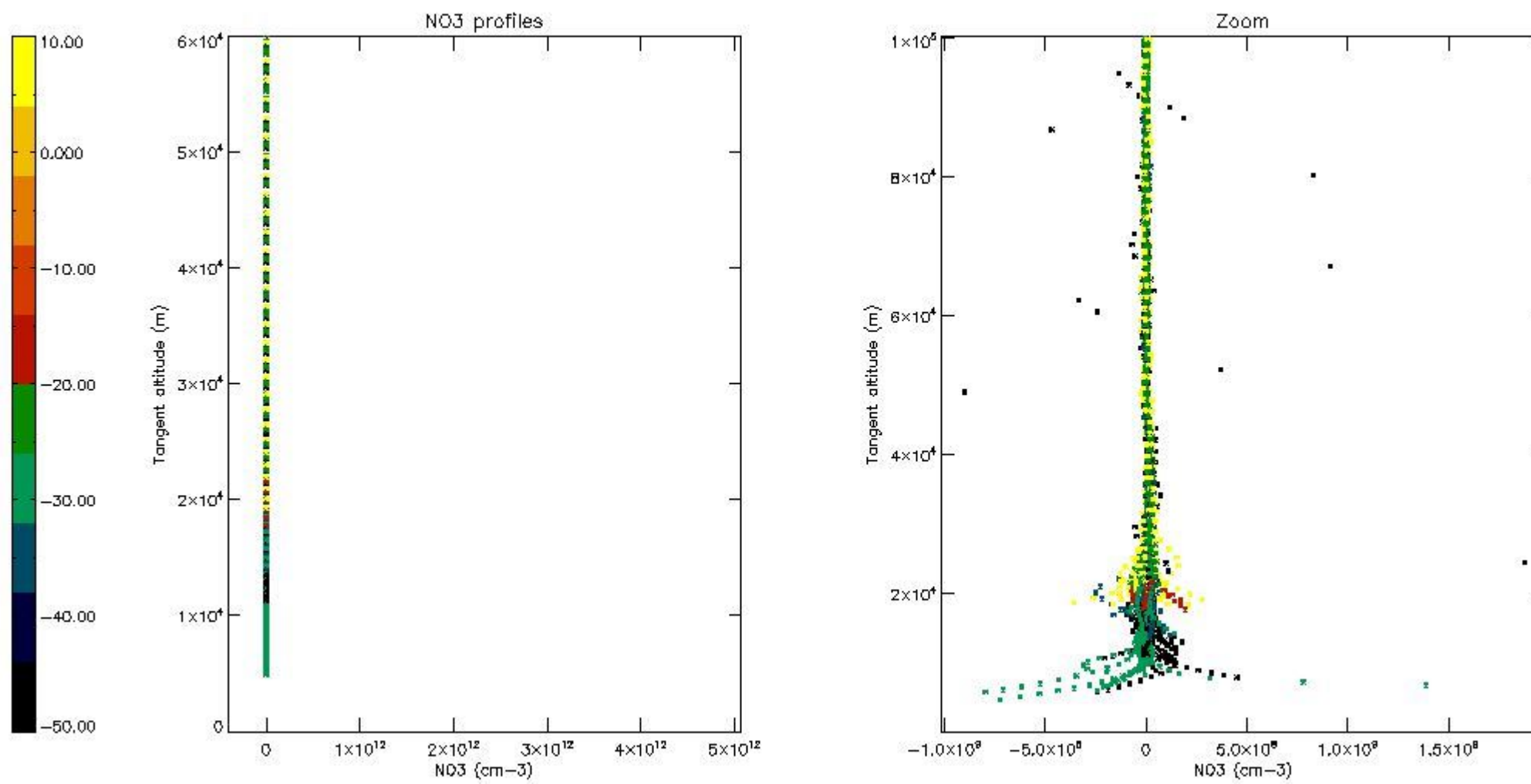
The colorbar represents the latitude.





*5.7 Plot NO3 profiles for all STD (dark without errors)*

The colorbar represents the latitude.



## 6. Auxiliary Data Files used for the production reported in section 2

The number reported in the third column indicates since which file (see list in section 2) the corresponding auxiliary file has been used. The fourth column is the date of those product files.

Type	Auxiliary Filename	Used since product	Used since product date
INST_PHYS_CHARACTERISTICS	GOM_INS_AXVIEC20091111_143220_20030716_120000_20500101_000000	1	17-SEP-2005 00:02:06
LEVEL-2_PROC_CONFIG	GOM_PR2_AXVIEC20091111_152718_20020301_000000_20500101_000000	1	17-SEP-2005 00:02:06
CROSS_SECTIONS_FILE	GOM_CRS_AXVIEC20091111_154832_20020301_000000_20500101_000000	1	17-SEP-2005 00:02:06

# GOMOS Level 2 Daily Report

## SUMMARY

### [1. General Info](#)

### [2. Summary of processed GOM\\_NL\\_2P products](#)

### [3. Level 2 Quality information per product](#)

#### [3.1 Plot of level 2 quality information per product \(time dependant\)](#)

#### [3.2 Plot of level 2 quality information per product \(world map\)](#)

### [4. Level 1 Quality information per product \(stored on level 2 products\)](#)

#### [4.1 Plot of level 1 quality information per product \(time dependant\)](#)

##### [4.1.1 Plot of level 1 quality information per product \(time dependant\): ASCENDING](#)

##### [4.1.2 Plot of level 1 quality information per product \(time dependant\): DESCENDING](#)

#### [4.2 Plot of level 1 quality information per product \(world map\)](#)

##### [4.2.1 Plot of level 1 quality information per product \(world map\): ASCENDING](#)

##### [4.2.2 Plot of level 1 quality information per product \(world map\): DESCENDING](#)

### [5. Ozone profiles based on quality statistics and other trace gas profiles](#)

#### [5.1 Ozone statistics based on quality of products](#)

#### [5.2 Plot ozone profiles for all STD \(dark without errors\)](#)

#### [5.3 Plot ozone profiles where STD < 20% \(dark without errors\)](#)

#### [5.4. Plot ozone profiles where STD < 10% \(dark without errors\)](#)

#### [5.5. Plot ozone profiles where STD < 5% \(dark without errors\)](#)

#### [5.6 Plot NO2 profiles for all STD \(dark without errors\)](#)

#### [5.7 Plot NO3 profiles for all STD \(dark without errors\)](#)

#### [5.8 Plot H2O profiles \(only for occultations of stars 1,2,3,4,13,14,16,26,63 dark without errors\) for all STD](#)

### [6. Auxiliary Data Files used for the production reported in section 2](#)

This report presents the daily analysis on parameters extracted from GOMOS level 2 data (GOM\_NL\_\_2P). It is intended to monitor some important parameters that will impact the quality of these products. A list of level 2 products (and content) that have arrived during the reporting day to the PCF is also given.

Item	Value
Time of report generation	18APR2013 11:00:21
Data source version	GOMOS/6.01
Start time of products	17-09-2005 (17SEP2005 00:00:00)
Stop time of products	18-09-2005 (18SEP2005 00:00:00)
Store outputs in DB	Yes
Nb of level 2 prods	240
Nb of prods with errors	0

## 2. Summary of processed GOM\_NL\_\_2P products.

Nr	Filename	UTC Start time	Limb	Duration	Star Id	Star Name	Star Mag	Star Temp	Nb Meas	Orbit	Prod. error
1	GOM_NL__2PRFIN20050917_000206_000000392040_00460_18550_6841.N1	17-SEP-2005 00:02:06	Twilight	38.500	142	49Del Cap	2.8500	8900.0	77	18550	No
2	GOM_NL__2PRFIN20050917_000619_000000372040_00460_18550_6842.N1	17-SEP-2005 00:06:19	Bright	36.500	162	34Alp Aqr	2.9440	5350.0	73	18550	No
3	GOM_NL__2PRFIN20050917_000919_000000382040_00460_18550_6843.N1	17-SEP-2005 00:09:19	Bright	38.000	61	8Eps Peg	2.1000	3900.0	76	18550	No
4	GOM_NL__2PRFIN20050917_001640_000000362040_00460_18550_6844.N1	17-SEP-2005 00:16:40	Bright	36.000	92	53Eps Cyg	2.5000	4500.0	72	18550	No
5	GOM_NL__2PRFIN20050917_001848_000000382040_00460_18550_6845.N1	17-SEP-2005 00:18:48	Bright	38.000	66	37Gam Cyg	2.2080	5900.0	76	18550	No
6	GOM_NL__2PRFIN20050917_002404_000000362040_00460_18550_6846.N1	17-SEP-2005 00:24:04	Bright	36.000	89	5Alp Cep	2.4510	8000.0	72	18550	No
7	GOM_NL__2PRFIN20050917_003245_000000372040_00460_18550_6847.N1	17-SEP-2005 00:32:45	Bright	37.000	60	7Bet UMi	2.0810	3950.0	74	18550	No
8	GOM_NL__2PRFIN20050917_003906_000000362040_00460_18550_6848.N1	17-SEP-2005 00:39:06	Bright	36.000	36	50Alp UMa	1.8000	6300.0	72	18550	No
9	GOM_NL__2PRFIN20050917_004033_000000402040_00460_18550_6849.N1	17-SEP-2005 00:40:33	Bright	39.500	82	48Bet UMa	2.3650	10600.	79	18550	No
10	GOM_NL__2PRFIN20050917_004339_000000432040_00460_18550_6850.N1	17-SEP-2005 00:43:39	Bright	43.000	174	52Psi UMa	3.0040	4400.0	86	18550	No
11	GOM_NL__2PRFIN20050917_010917_000000432040_00460_18550_6851.N1	17-SEP-2005 01:09:17	Dark	42.500	65	Lam Vel	2.2040	4400.0	85	18550	No
12	GOM_NL__2PRFIN20050917_011407_000000382040_00460_18550_6852.N1	17-SEP-2005 01:14:07	Dark	37.500	41	Eps Car	1.8600	4100.0	75	18550	No
13	GOM_NL__2PRFIN20050917_012442_000000362040_00461_18551_6837.N1	17-SEP-2005 01:24:42	Dark	35.500	135	Bet Hyi	2.8200	5800.0	71	18551	No
14	GOM_NL__2PRFIN20050917_013014_000000432040_00461_18551_6838.N1	17-SEP-2005 01:30:14	Straylight	42.500	148	Alp Tuc	2.8780	4100.0	85	18551	No
15	GOM_NL__2PRFIN20050917_013358_000000382040_00461_18551_6839.N1	17-SEP-2005 01:33:58	Straylight	38.000	31	Alp Gru	1.7340	15200.	76	18551	No
16	GOM_NL__2PRFIN20050917_013645_000000372040_00461_18551_6840.N1	17-SEP-2005 01:36:45	Straylight	37.000	172	Gam Gru	3.0030	13100.	74	18551	No
17	GOM_NL__2PRFIN20050917_014242_000000402040_00461_18551_6841.N1	17-SEP-2005 01:42:42	Twilight	39.500	142	49Del Cap	2.8500	8900.0	79	18551	No
18	GOM_NL__2PRFIN20050917_014655_000000382040_00461_18551_6842.N1	17-SEP-2005 01:46:55	Bright	37.500	162	34Alp Aqr	2.9440	5350.0	75	18551	No
19	GOM_NL__2PRFIN20050917_014955_000000382040_00461_18551_6843.N1	17-SEP-2005 01:49:55	Bright	37.500	61	8Eps Peg	2.1000	3900.0	75	18551	No
20	GOM_NL__2PRFIN20050917_015716_000000362040_00461_18551_6844.N1	17-SEP-2005 01:57:16	Bright	35.500	92	53Eps Cyg	2.5000	4500.0	71	18551	No
21	GOM_NL__2PRFIN20050917_015925_000000342040_00461_18551_6845.N1	17-SEP-2005 01:59:25	Bright	34.000	66	37Gam Cyg	2.2080	5900.0	68	18551	No
22	GOM_NL__2PRFIN20050917_020440_000000362040_00461_18551_6846.N1	17-SEP-2005 02:04:40	Bright	35.500	89	5Alp Cep	2.4510	8000.0	71	18551	No
23	GOM_NL__2PRFIN20050917_021321_000000372040_00461_18551_6847.N1	17-SEP-2005 02:13:21	Bright	37.000	60	7Bet UMi	2.0810	3950.0	74	18551	No
24	GOM_NL__2PRFIN20050917_021942_000000362040_00461_18551_6848.N1	17-SEP-2005 02:19:42	Bright	36.000	36	50Alp UMa	1.8000	6300.0	72	18551	No
25	GOM_NL__2PRFIN20050917_022109_000000342040_00461_18551_6849.N1	17-SEP-2005 02:21:09	Bright	34.000	82	48Bet UMa	2.3650	10600.	68	18551	No
26	GOM_NL__2PRFIN20050917_022415_000000352040_00461_18551_6850.N1	17-SEP-2005 02:24:15	Bright	35.000	174	52Psi UMa	3.0040	4400.0	70	18551	No
27	GOM_NL__2PRFIN20050917_024953_000000412040_00461_18551_6851.N1	17-SEP-2005 02:49:53	Dark	40.500	65	Lam Vel	2.2040	4400.0	81	18551	No
28	GOM_NL__2PRFIN20050917_025311_000000382040_00461_18551_6852.N1	17-SEP-2005 02:53:11	Dark	38.000	46	Del Vel	1.9540	10600.	76	18551	No
29	GOM_NL__2PRFIN20050917_025443_000000382040_00461_18551_6853.N1	17-SEP-2005 02:54:43	Dark	38.000	41	Eps Car	1.8600	4100.0	76	18551	No
30	GOM_NL__2PRFIN20050917_030518_000000372040_00462_18552_6837.N1	17-SEP-2005 03:05:18	Dark	37.000	135	Bet Hyi	2.8200	5800.0	74	18552	No
31	GOM_NL__2PRFIN20050917_031050_000000362040_00462_18552_6838.N1	17-SEP-2005 03:10:50	Straylight	36.000	148	Alp Tuc	2.8780	4100.0	72	18552	No
32	GOM_NL__2PRFIN20050917_031434_000000392040_00462_18552_6839.N1	17-SEP-2005 03:14:34	Straylight	38.500	31	Alp Gru	1.7340	15200.	77	18552	No
33	GOM_NL__2PRFIN20050917_031721_000000372040_00462_18552_6840.N1	17-SEP-2005 03:17:21	Straylight	36.500	172	Gam Gru	3.0030	13100.	73	18552	No
34	GOM_NL__2PRFIN20050917_032318_000000382040_00462_18552_6841.N1	17-SEP-2005 03:23:18	Twilight	38.000	142	49Del Cap	2.8500	8900.0	76	18552	No
35	GOM_NL__2PRFIN20050917_032731_000000372040_00462_18552_6842.N1	17-SEP-2005 03:27:31	Bright	36.500	162	34Alp Aqr	2.9440	5350.0	73	18552	No
36	GOM_NL__2PRFIN20050917_033031_000000382040_00462_18552_6843.N1	17-SEP-2005 03:30:31	Bright	38.000	61	8Eps Peg	2.1000	3900.0	76	18552	No
37	GOM_NL__2PRFIN20050917_033753_000000352040_00462_18552_6844.N1	17-SEP-2005 03:37:53	Bright	35.000	92	53Eps Cyg	2.5000	4500.0	70	18552	No
38	GOM_NL__2PRFIN20050917_034001_000000372040_00462_18552_6845.N1	17-SEP-2005 03:40:01	Bright	37.000	66	37Gam Cyg	2.2080	5900.0	74	18552	No
39	GOM_NL__2PRFIN20050917_034516_000000352040_00462_18552_6846.N1	17-SEP-2005 03:45:16	Bright	34.500	89	5Alp Cep	2.4510	8000.0	69	18552	No
40	GOM_NL__2PRFIN20050917_035357_000000362040_00462_18552_6847.N1	17-SEP-2005 03:53:57	Bright	36.000	60	7Bet UMi	2.0810	3950.0	72	18552	No
41	GOM_NL__2PRFIN20050917_040018_000000352040_00462_18552_6848.N1	17-SEP-2005 04:00:18	Bright	34.500	36	50Alp UMa	1.8000	6300.0	69	18552	No
42	GOM_NL__2PRFIN20050917_040145_000000332040_00462_18552_6849.N1	17-SEP-2005 04:01:45	Bright	32.500	82	48Bet UMa	2.3650	10600.	65	18552	No



43	GOM_NL__2PRFIN20050917_040451_000000442040_00462_18552_6850.N1	17-SEP-2005 04:04:51	Bright	44.000	174	52Psi UMa	3.0040	4400.0	88	18552	No
44	GOM_NL__2PRFIN20050917_043030_000000462040_00462_18552_6851.N1	17-SEP-2005 04:30:30	Dark	45.500	65	Lam Vel	2.2040	4400.0	91	18552	No
45	GOM_NL__2PRFIN20050917_043347_000000382040_00462_18552_6852.N1	17-SEP-2005 04:33:47	Dark	38.000	46	Del Vel	1.9540	10600.	76	18552	No
46	GOM_NL__2PRFIN20050917_043519_000000422040_00462_18552_6853.N1	17-SEP-2005 04:35:19	Dark	42.000	41	Eps Car	1.8600	4100.0	84	18552	No
47	GOM_NL__2PRFIN20050917_044554_000000372040_00463_18553_6837.N1	17-SEP-2005 04:45:54	Dark	37.000	135	Bet Hyi	2.8200	5800.0	74	18553	No
48	GOM_NL__2PRFIN20050917_045126_000000382040_00463_18553_6838.N1	17-SEP-2005 04:51:26	Straylight	37.500	148	Alp Tuc	2.8780	4100.0	75	18553	No
49	GOM_NL__2PRFIN20050917_045510_000000402040_00463_18553_6839.N1	17-SEP-2005 04:55:10	Straylight	39.500	31	Alp Gru	1.7340	15200.	79	18553	No
50	GOM_NL__2PRFIN20050917_045757_000000382040_00463_18553_6840.N1	17-SEP-2005 04:57:57	Straylight	37.500	172	Gam Gru	3.0030	13100.	75	18553	No
51	GOM_NL__2PRFIN20050917_050354_000000392040_00463_18553_6841.N1	17-SEP-2005 05:03:54	Tw_i_and_stray	38.500	142	49Del Cap	2.8500	8900.0	77	18553	No
52	GOM_NL__2PRFIN20050917_050807_000000382040_00463_18553_6842.N1	17-SEP-2005 05:08:07	Bright	37.500	162	34Alp Aqr	2.9440	5350.0	75	18553	No
53	GOM_NL__2PRFIN20050917_051108_000000372040_00463_18553_6843.N1	17-SEP-2005 05:11:08	Bright	36.500	61	8Eps Peg	2.1000	3900.0	73	18553	No
54	GOM_NL__2PRFIN20050917_051829_000000382040_00463_18553_6844.N1	17-SEP-2005 05:18:29	Bright	38.000	92	53Eps Cyg	2.5000	4500.0	76	18553	No
55	GOM_NL__2PRFIN20050917_052037_000000362040_00463_18553_6845.N1	17-SEP-2005 05:20:37	Bright	36.000	66	37Gam Cyg	2.2080	5900.0	72	18553	No
56	GOM_NL__2PRFIN20050917_052552_000000352040_00463_18553_6846.N1	17-SEP-2005 05:25:52	Bright	34.500	89	5Alp Cep	2.4510	8000.0	69	18553	No
57	GOM_NL__2PRFIN20050917_053433_000000362040_00463_18553_6847.N1	17-SEP-2005 05:34:33	Bright	35.500	60	7Bet UMi	2.0810	3950.0	71	18553	No
58	GOM_NL__2PRFIN20050917_054055_000000352040_00463_18553_6848.N1	17-SEP-2005 05:40:55	Bright	35.000	36	50Alp UMa	1.8000	6300.0	70	18553	No
59	GOM_NL__2PRFIN20050917_054222_000000332040_00463_18553_6849.N1	17-SEP-2005 05:42:22	Bright	33.000	82	48Bet UMa	2.3650	10600.	66	18553	No
60	GOM_NL__2PRFIN20050917_054527_000000522040_00463_18553_6850.N1	17-SEP-2005 05:45:27	Bright	52.000	174	52Psi UMa	3.0040	4400.0	104	18553	No
61	GOM_NL__2PRFIN20050917_061106_000000492040_00463_18553_6851.N1	17-SEP-2005 06:11:06	Dark	49.000	65	Lam Vel	2.2040	4400.0	98	18553	No
62	GOM_NL__2PRFIN20050917_061423_000000412040_00463_18553_6852.N1	17-SEP-2005 06:14:23	Dark	40.500	46	Del Vel	1.9540	10600.	81	18553	No
63	GOM_NL__2PRFIN20050917_061556_000000482040_00463_18553_6853.N1	17-SEP-2005 06:15:56	Dark	47.500	41	Eps Car	1.8600	4100.0	95	18553	No
64	GOM_NL__2PRFIN20050917_061814_000000402040_00464_18554_6837.N1	17-SEP-2005 06:18:14	Dark	4.0000	29	Bet Car	1.6720	10200.	8	18554	No
65	GOM_NL__2PRFIN20050917_062630_000000382040_00464_18554_6838.N1	17-SEP-2005 06:26:30	Dark	37.500	135	Bet Hyi	2.8200	5800.0	75	18554	No
66	GOM_NL__2PRFIN20050917_063202_000000452040_00464_18554_6839.N1	17-SEP-2005 06:32:02	Straylight	45.000	148	Alp Tuc	2.8780	4100.0	90	18554	No
67	GOM_NL__2PRFIN20050917_063546_000000412040_00464_18554_6840.N1	17-SEP-2005 06:35:46	Straylight	41.000	31	Alp Gru	1.7340	15200.	82	18554	No
68	GOM_NL__2PRFIN20050917_063834_000000382040_00464_18554_6841.N1	17-SEP-2005 06:38:34	Straylight	37.500	172	Gam Gru	3.0030	13100.	75	18554	No
69	GOM_NL__2PRFIN20050917_064431_000000392040_00464_18554_6842.N1	17-SEP-2005 06:44:31	Tw_i_and_stray	39.000	142	49Del Cap	2.8500	8900.0	78	18554	No
70	GOM_NL__2PRFIN20050917_064843_000000372040_00464_18554_6843.N1	17-SEP-2005 06:48:43	Bright	37.000	162	34Alp Aqr	2.9440	5350.0	74	18554	No
71	GOM_NL__2PRFIN20050917_065144_000000362040_00464_18554_6844.N1	17-SEP-2005 06:51:44	Bright	36.000	61	8Eps Peg	2.1000	3900.0	72	18554	No
72	GOM_NL__2PRFIN20050917_065905_000000392040_00464_18554_6845.N1	17-SEP-2005 06:59:05	Bright	38.500	92	53Eps Cyg	2.5000	4500.0	77	18554	No
73	GOM_NL__2PRFIN20050917_070114_000000382040_00464_18554_6846.N1	17-SEP-2005 07:01:14	Bright	38.000	66	37Gam Cyg	2.2080	5900.0	76	18554	No
74	GOM_NL__2PRFIN20050917_070628_000000362040_00464_18554_6847.N1	17-SEP-2005 07:06:28	Bright	36.000	89	5Alp Cep	2.4510	8000.0	72	18554	No
75	GOM_NL__2PRFIN20050917_071510_000000372040_00464_18554_6848.N1	17-SEP-2005 07:15:10	Bright	36.500	60	7Bet UMi	2.0810	3950.0	73	18554	No
76	GOM_NL__2PRFIN20050917_072131_000000422040_00464_18554_6849.N1	17-SEP-2005 07:21:31	Bright	41.500	36	50Alp UMa	1.8000	6300.0	83	18554	No
77	GOM_NL__2PRFIN20050917_072258_000000342040_00464_18554_6850.N1	17-SEP-2005 07:22:58	Bright	34.000	82	48Bet UMa	2.3650	10600.	68	18554	No
78	GOM_NL__2PRFIN20050917_072603_000000332040_00464_18554_6851.N1	17-SEP-2005 07:26:03	Bright	33.000	174	52Psi UMa	3.0040	4400.0	66	18554	No
79	GOM_NL__2PRFIN20050917_075142_000000422040_00464_18554_6852.N1	17-SEP-2005 07:51:42	Dark	41.500	65	Lam Vel	2.2040	4400.0	83	18554	No
80	GOM_NL__2PRFIN20050917_075500_000000412040_00464_18554_6853.N1	17-SEP-2005 07:55:00	Dark	40.500	46	Del Vel	1.9540	10600.	81	18554	No
81	GOM_NL__2PRFIN20050917_075632_000000452040_00464_18554_6854.N1	17-SEP-2005 07:56:32	Dark	44.500	41	Eps Car	1.8600	4100.0	89	18554	No
82	GOM_NL__2PRFIN20050917_075850_000000402040_00465_18555_6837.N1	17-SEP-2005 07:58:50	Dark	4.0000	29	Bet Car	1.6720	10200.	8	18555	No
83	GOM_NL__2PRFIN20050917_080707_000000382040_00465_18555_6838.N1	17-SEP-2005 08:07:07	Dark	37.500	135	Bet Hyi	2.8200	5800.0	75	18555	No
84	GOM_NL__2PRFIN20050917_081238_000000382040_00465_18555_6839.N1	17-SEP-2005 08:12:38	Straylight	38.000	148	Alp Tuc	2.8780	4100.0	76	18555	No
85	GOM_NL__2PRFIN20050917_081622_000000382040_00465_18555_6840.N1	17-SEP-2005 08:16:22	Straylight	38.000	31	Alp Gru	1.7340	15200.	76	18555	No
86	GOM_NL__2PRFIN20050917_081910_000000372040_00465_18555_6841.N1	17-SEP-2005 08:19:10	Straylight	37.000	172	Gam Gru	3.0030	13100.	74	18555	No
87	GOM_NL__2PRFIN20050917_082507_000000432040_00465_18555_6842.N1	17-SEP-2005 08:25:07	Tw_i_and_stray	42.500	142	49Del Cap	2.8500	8900.0	85	18555	No
88	GOM_NL__2PRFIN20050917_082919_000000372040_00465_18555_6843.N1	17-SEP-2005 08:29:19	Bright	37.000	162	34Alp Aqr	2.9440	5350.0	74	18555	No
89	GOM_NL__2PRFIN20050917_083220_000000362040_00465_18555_6844.N1	17-SEP-2005 08:32:20	Bright	36.000	61	8Eps Peg	2.1000	3900.0	72	18555	No
90	GOM_NL__2PRFIN20050917_083942_000000392040_00465_18555_6845.N1	17-SEP-2005 08:39:42	Bright	38.500	92	53Eps Cyg	2.5000	4500.0	77	18555	No
91	GOM_NL__2PRFIN20050917_084150_000000362040_00465_18555_6846.N1	17-SEP-2005 08:41:50	Bright	36.000	66	37Gam Cyg	2.2080	5900.0	72	18555	No
92	GOM_NL__2PRFIN20050917_084704_000000362040_00465_18555_6847.N1	17-SEP-2005 08:47:04	Bright	35.500	89	5Alp Cep	2.4510	8000.0	71	18555	No
93	GOM_NL__2PRFIN20050917_085546_000000372040_00465_18555_6848.N1	17-SEP-2005 08:55:46	Bright	37.000	60	7Bet UMi	2.0810	3950.0	74	18555	No
94	GOM_NL__2PRFIN20050917_090207_000000372040_00465_18555_6849.N1	17-SEP-2005 09:02:07	Bright	36.500	36	50Alp UMa	1.8000	6300.0	73	18555	No
95	GOM_NL__2PRFIN20050917_090334_000000492040_00465_18555_6850.N1	17-SEP-2005 09:03:34	Bright	48.500	82	48Bet UMa	2.3650	10600.	97	18555	No
96	GOM_NL__2PRFIN20050917_090640_000000342040_00465_18555_6851.N1	17-SEP-2005 09:06:40	Bright	34.000	174	52Psi UMa	3.0040	4400.0	68	18555	No
97	GOM_NL__2PRFIN20050917_093218_000000442040_00465_18555_6852.N1	17-SEP-2005 09:32:18	Dark	43.500	65	Lam Vel	2.2040	4400.0	87	18555	No
98	GOM_NL__2PRFIN20050917_093536_000000372040_00465_18555_6853.N1	17-SEP-2005 09:35:36	Dark	37.000	46	Del Vel	1.9540	10600.	74	18555	No
99	GOM_NL__2PRFIN20050917_093708_000000452040_00465_18555_6854.N1	17-SEP-2005 09:37:08	Dark	44.500	41	Eps Car	1.8600	4100.0	89	18555	No
100	GOM_NL__2PRFIN20050917_093926_000000232040_00466_18556_6837.N1	17-SEP-2005 09:39:26	Dark	23.000	29	Bet Car	1.6720	10200.	46	18556	No
101	GOM_NL__2PRFIN20050917_094743_000000382040_00466_18556_6838.N1	17-SEP-2005 09:47:43	Dark	37.500	135	Bet Hyi	2.8200	5800.0	75	18556	No

102	GOM_NL__2PRFIN20050917_095314_000000402040_00466_18556_6839.N1	17-SEP-2005 09:53:14	Straylight	39.500	148	Alp Tuc	2.8780	4100.0	79	18556	No
103	GOM_NL__2PRFIN20050917_095659_000000402040_00466_18556_6840.N1	17-SEP-2005 09:56:59	Straylight	39.500	31	Alp Gru	1.7340	15200.	79	18556	No
104	GOM_NL__2PRFIN20050917_095946_000000382040_00466_18556_6841.N1	17-SEP-2005 09:59:46	Straylight	37.500	172	Gam Gru	3.0030	13100.	75	18556	No
105	GOM_NL__2PRFIN20050917_100543_000000392040_00466_18556_6842.N1	17-SEP-2005 10:05:43	Tw_i_and_stray	38.500	142	49Del Cap	2.8500	8900.0	77	18556	No
106	GOM_NL__2PRFIN20050917_100955_000000362040_00466_18556_6843.N1	17-SEP-2005 10:09:55	Bright	36.000	162	34Alp Aqr	2.9440	5350.0	72	18556	No
107	GOM_NL__2PRFIN20050917_101256_000000382040_00466_18556_6844.N1	17-SEP-2005 10:12:56	Bright	38.000	61	8Eps Peg	2.1000	3900.0	76	18556	No
108	GOM_NL__2PRFIN20050917_102018_000000372040_00466_18556_6845.N1	17-SEP-2005 10:20:18	Bright	37.000	92	53Eps Cyg	2.5000	4500.0	74	18556	No
109	GOM_NL__2PRFIN20050917_102226_000000352040_00466_18556_6846.N1	17-SEP-2005 10:22:26	Bright	34.500	66	37Gam Cyg	2.2080	5900.0	69	18556	No
110	GOM_NL__2PRFIN20050917_102740_000000352040_00466_18556_6847.N1	17-SEP-2005 10:27:40	Bright	35.000	89	5Alp Cep	2.4510	8000.0	70	18556	No
111	GOM_NL__2PRFIN20050917_103622_000000362040_00466_18556_6848.N1	17-SEP-2005 10:36:22	Bright	36.000	60	7Bet UMi	2.0810	3950.0	72	18556	No
112	GOM_NL__2PRFIN20050917_104243_000000362040_00466_18556_6849.N1	17-SEP-2005 10:42:43	Bright	35.500	36	50Alp UMa	1.8000	6300.0	71	18556	No
113	GOM_NL__2PRFIN20050917_104410_000000342040_00466_18556_6850.N1	17-SEP-2005 10:44:10	Bright	33.500	82	48Bet UMa	2.3650	10600.	67	18556	No
114	GOM_NL__2PRFIN20050917_104716_000000342040_00466_18556_6851.N1	17-SEP-2005 10:47:16	Bright	34.000	174	52Psi UMa	3.0040	4400.0	68	18556	No
115	GOM_NL__2PRFIN20050917_111254_000000442040_00466_18556_6852.N1	17-SEP-2005 11:12:54	Dark	43.500	65	Lam Vel	2.2040	4400.0	87	18556	No
116	GOM_NL__2PRFIN20050917_111612_000000382040_00466_18556_6853.N1	17-SEP-2005 11:16:12	Dark	38.000	46	Del Vel	1.9540	10600.	76	18556	No
117	GOM_NL__2PRFIN20050917_111744_000000452040_00466_18556_6854.N1	17-SEP-2005 11:17:44	Dark	45.000	41	Eps Car	1.8600	4100.0	90	18556	No
118	GOM_NL__2PRFIN20050917_112002_000000232040_00467_18557_6837.N1	17-SEP-2005 11:20:02	Dark	23.000	29	Bet Car	1.6720	10200.	46	18557	No
119	GOM_NL__2PRFIN20050917_112819_000000372040_00467_18557_6838.N1	17-SEP-2005 11:28:19	Dark	36.500	135	Bet Hyi	2.8200	5800.0	73	18557	No
120	GOM_NL__2PRFIN20050917_113350_000000422040_00467_18557_6839.N1	17-SEP-2005 11:33:50	Straylight	41.500	148	Alp Tuc	2.8780	4100.0	83	18557	No
121	GOM_NL__2PRFIN20050917_113735_000000402040_00467_18557_6840.N1	17-SEP-2005 11:37:35	Straylight	40.000	31	Alp Gru	1.7340	15200.	80	18557	No
122	GOM_NL__2PRFIN20050917_114022_000000362040_00467_18557_6841.N1	17-SEP-2005 11:40:22	Straylight	35.500	172	Gam Gru	3.0030	13100.	71	18557	No
123	GOM_NL__2PRFIN20050917_114619_000000392040_00467_18557_6842.N1	17-SEP-2005 11:46:19	Tw_i_and_stray	38.500	142	49Del Cap	2.8500	8900.0	77	18557	No
124	GOM_NL__2PRFIN20050917_115031_000000362040_00467_18557_6843.N1	17-SEP-2005 11:50:31	Bright	36.000	162	34Alp Aqr	2.9440	5350.0	72	18557	No
125	GOM_NL__2PRFIN20050917_115332_000000372040_00467_18557_6844.N1	17-SEP-2005 11:53:32	Bright	36.500	61	8Eps Peg	2.1000	3900.0	73	18557	No
126	GOM_NL__2PRFIN20050917_120054_000000382040_00467_18557_6845.N1	17-SEP-2005 12:00:54	Bright	38.000	92	53Eps Cyg	2.5000	4500.0	76	18557	No
127	GOM_NL__2PRFIN20050917_120302_000000382040_00467_18557_6846.N1	17-SEP-2005 12:03:02	Bright	37.500	66	37Gam Cyg	2.2080	5900.0	75	18557	No
128	GOM_NL__2PRFIN20050917_120816_000000362040_00467_18557_6847.N1	17-SEP-2005 12:08:16	Bright	35.500	89	5Alp Cep	2.4510	8000.0	71	18557	No
129	GOM_NL__2PRFIN20050917_121658_000000372040_00467_18557_6848.N1	17-SEP-2005 12:16:58	Bright	37.000	60	7Bet UMi	2.0810	3950.0	74	18557	No
130	GOM_NL__2PRFIN20050917_122319_000000362040_00467_18557_6849.N1	17-SEP-2005 12:23:19	Bright	35.500	36	50Alp UMa	1.8000	6300.0	71	18557	No
131	GOM_NL__2PRFIN20050917_122446_000000522040_00467_18557_6850.N1	17-SEP-2005 12:24:46	Bright	52.000	82	48Bet UMa	2.3650	10600.	104	18557	No
132	GOM_NL__2PRFIN20050917_122752_000000332040_00467_18557_6851.N1	17-SEP-2005 12:27:52	Bright	33.000	174	52Psi UMa	3.0040	4400.0	66	18557	No
133	GOM_NL__2PRFIN20050917_125330_000000472040_00467_18557_6852.N1	17-SEP-2005 12:53:30	Dark	47.000	65	Lam Vel	2.2040	4400.0	94	18557	No
134	GOM_NL__2PRFIN20050917_125648_000000382040_00467_18557_6853.N1	17-SEP-2005 12:56:48	Dark	38.000	46	Del Vel	1.9540	10600.	76	18557	No
135	GOM_NL__2PRFIN20050917_125820_000000502040_00467_18557_6854.N1	17-SEP-2005 12:58:20	Dark	50.000	41	Eps Car	1.8600	4100.0	100	18557	No
136	GOM_NL__2PRFIN20050917_130038_000000372040_00468_18558_6837.N1	17-SEP-2005 13:00:38	Dark	37.000	29	Bet Car	1.6720	10200.	74	18558	No
137	GOM_NL__2PRFIN20050917_130855_000000382040_00468_18558_6838.N1	17-SEP-2005 13:08:55	Dark	37.500	135	Bet Hyi	2.8200	5800.0	75	18558	No
138	GOM_NL__2PRFIN20050917_131426_000000422040_00468_18558_6839.N1	17-SEP-2005 13:14:26	Straylight	41.500	148	Alp Tuc	2.8780	4100.0	83	18558	No
139	GOM_NL__2PRFIN20050917_131811_000000382040_00468_18558_6840.N1	17-SEP-2005 13:18:11	Straylight	38.000	31	Alp Gru	1.7340	15200.	76	18558	No
140	GOM_NL__2PRFIN20050917_132058_000000362040_00468_18558_6841.N1	17-SEP-2005 13:20:58	Straylight	35.500	172	Gam Gru	3.0030	13100.	71	18558	No
141	GOM_NL__2PRFIN20050917_132655_000000382040_00468_18558_6842.N1	17-SEP-2005 13:26:55	Tw_i_and_stray	38.000	142	49Del Cap	2.8500	8900.0	76	18558	No
142	GOM_NL__2PRFIN20050917_133107_000000372040_00468_18558_6843.N1	17-SEP-2005 13:31:07	Bright	37.000	162	34Alp Aqr	2.9440	5350.0	74	18558	No
143	GOM_NL__2PRFIN20050917_133408_000000372040_00468_18558_6844.N1	17-SEP-2005 13:34:08	Bright	37.000	61	8Eps Peg	2.1000	3900.0	74	18558	No
144	GOM_NL__2PRFIN20050917_134130_000000382040_00468_18558_6845.N1	17-SEP-2005 13:41:30	Bright	37.500	92	53Eps Cyg	2.5000	4500.0	75	18558	No
145	GOM_NL__2PRFIN20050917_134339_000000362040_00468_18558_6846.N1	17-SEP-2005 13:43:39	Bright	36.000	66	37Gam Cyg	2.2080	5900.0	72	18558	No
146	GOM_NL__2PRFIN20050917_134852_000000352040_00468_18558_6847.N1	17-SEP-2005 13:48:52	Bright	34.500	89	5Alp Cep	2.4510	8000.0	69	18558	No
147	GOM_NL__2PRFIN20050917_135734_000000342040_00468_18558_6848.N1	17-SEP-2005 13:57:34	Bright	33.500	60	7Bet UMi	2.0810	3950.0	67	18558	No
148	GOM_NL__2PRFIN20050917_140355_000000362040_00468_18558_6849.N1	17-SEP-2005 14:03:55	Bright	35.500	36	50Alp UMa	1.8000	6300.0	71	18558	No
149	GOM_NL__2PRFIN20050917_140522_000000522040_00468_18558_6850.N1	17-SEP-2005 14:05:22	Bright	52.000	82	48Bet UMa	2.3650	10600.	104	18558	No
150	GOM_NL__2PRFIN20050917_140828_000000482040_00468_18558_6851.N1	17-SEP-2005 14:08:28	Bright	48.000	174	52Psi UMa	3.0040	4400.0	96	18558	No
151	GOM_NL__2PRFIN20050917_143406_000000412040_00468_18558_6852.N1	17-SEP-2005 14:34:06	Dark	40.500	65	Lam Vel	2.2040	4400.0	81	18558	No
152	GOM_NL__2PRFIN20050917_143724_000000372040_00468_18558_6853.N1	17-SEP-2005 14:37:24	Dark	36.500	46	Del Vel	1.9540	10600.	73	18558	No
153	GOM_NL__2PRFIN20050917_143856_000000462040_00468_18558_6854.N1	17-SEP-2005 14:38:56	Dark	46.000	41	Eps Car	1.8600	4100.0	92	18558	No
154	GOM_NL__2PRFIN20050917_144114_000000382040_00469_18559_6837.N1	17-SEP-2005 14:41:14	Dark	38.000	29	Bet Car	1.6720	10200.	76	18559	No
155	GOM_NL__2PRFIN20050917_144931_000000372040_00469_18559_6838.N1	17-SEP-2005 14:49:31	Dark	37.000	135	Bet Hyi	2.8200	5800.0	74	18559	No
156	GOM_NL__2PRFIN20050917_145502_000000392040_00469_18559_6839.N1	17-SEP-2005 14:55:02	Straylight	38.500	148	Alp Tuc	2.8780	4100.0	77	18559	No
157	GOM_NL__2PRFIN20050917_145847_000000412040_00469_18559_6840.N1	17-SEP-2005 14:58:47	Straylight	40.500	31	Alp Gru	1.7340	15200.	81	18559	No
158	GOM_NL__2PRFIN20050917_150134_000000372040_00469_18559_6841.N1	17-SEP-2005 15:01:34	Straylight	36.500	172	Gam Gru	3.0030	13100.	73	18559	No
159	GOM_NL__2PRFIN20050917_150731_000000392040_00469_18559_6842.N1	17-SEP-2005 15:07:31	Tw_i_and_stray	38.500	142	49Del Cap	2.8500	8900.0	77	18559	No
160	GOM_NL__2PRFIN20050917_151143_000000372040_00469_18559_6843.N1	17-SEP-2005 15:11:43	Bright	36.500	162	34Alp Aqr	2.9440	5350.0	73	18559	No

161	GOM_NL__2PRFIN20050917_151444_000000362040_00469_18559_6844.N1	17-SEP-2005 15:14:44	Bright	36.000	61	8Eps Peg	2.1000	3900.0	72	18559	No
162	GOM_NL__2PRFIN20050917_152206_000000372040_00469_18559_6845.N1	17-SEP-2005 15:22:06	Bright	36.500	92	53Eps Cyg	2.5000	4500.0	73	18559	No
163	GOM_NL__2PRFIN20050917_152415_000000342040_00469_18559_6846.N1	17-SEP-2005 15:24:15	Bright	33.500	66	37Gam Cyg	2.2080	5900.0	67	18559	No
164	GOM_NL__2PRFIN20050917_152928_000000362040_00469_18559_6847.N1	17-SEP-2005 15:29:28	Bright	35.500	89	5Alp Cep	2.4510	8000.0	71	18559	No
165	GOM_NL__2PRFIN20050917_153811_000000362040_00469_18559_6848.N1	17-SEP-2005 15:38:11	Bright	36.000	60	7Bet UMi	2.0810	3950.0	72	18559	No
166	GOM_NL__2PRFIN20050917_154431_000000352040_00469_18559_6849.N1	17-SEP-2005 15:44:31	Bright	35.000	36	50Alp UMa	1.8000	6300.0	70	18559	No
167	GOM_NL__2PRFIN20050917_154558_000000332040_00469_18559_6850.N1	17-SEP-2005 15:45:58	Bright	33.000	82	48Bet UMa	2.3650	10600.	66	18559	No
168	GOM_NL__2PRFIN20050917_154904_000000342040_00469_18559_6851.N1	17-SEP-2005 15:49:04	Bright	34.000	174	52Psi UMa	3.0040	4400.0	68	18559	No
169	GOM_NL__2PRFIN20050917_161442_000000402040_00469_18559_6852.N1	17-SEP-2005 16:14:42	Dark	39.500	65	Lam Vel	2.2040	4400.0	79	18559	No
170	GOM_NL__2PRFIN20050917_161800_000000402040_00469_18559_6853.N1	17-SEP-2005 16:18:00	Dark	39.500	46	Del Vel	1.9540	10600.	79	18559	No
171	GOM_NL__2PRFIN20050917_161933_000000482040_00469_18559_6854.N1	17-SEP-2005 16:19:33	Dark	48.000	41	Eps Car	1.8600	4100.0	96	18559	No
172	GOM_NL__2PRFIN20050917_162150_000000372040_00470_18560_6857.N1	17-SEP-2005 16:21:50	Dark	37.000	29	Bet Car	1.6720	10200.	74	18560	No
173	GOM_NL__2PRFIN20050917_163007_000000372040_00470_18560_6858.N1	17-SEP-2005 16:30:07	Dark	36.500	135	Bet Hyi	2.8200	5800.0	73	18560	No
174	GOM_NL__2PRFIN20050917_163538_000000382040_00470_18560_6859.N1	17-SEP-2005 16:35:38	Straylight	37.500	148	Alp Tuc	2.8780	4100.0	75	18560	No
175	GOM_NL__2PRFIN20050917_163923_000000422040_00470_18560_6860.N1	17-SEP-2005 16:39:23	Straylight	41.500	31	Alp Gru	1.7340	15200.	83	18560	No
176	GOM_NL__2PRFIN20050917_164210_000000372040_00470_18560_6861.N1	17-SEP-2005 16:42:10	Straylight	37.000	172	Gam Gru	3.0030	13100.	74	18560	No
177	GOM_NL__2PRFIN20050917_164807_000000402040_00470_18560_6862.N1	17-SEP-2005 16:48:07	Tw_i_and_stray	39.500	142	49Del Cap	2.8500	8900.0	79	18560	No
178	GOM_NL__2PRFIN20050917_165219_000000372040_00470_18560_6863.N1	17-SEP-2005 16:52:19	Bright	37.000	162	34Alp Aqr	2.9440	5350.0	74	18560	No
179	GOM_NL__2PRFIN20050917_165520_000000382040_00470_18560_6864.N1	17-SEP-2005 16:55:20	Bright	37.500	61	8Eps Peg	2.1000	3900.0	75	18560	No
180	GOM_NL__2PRFIN20050917_170243_000000352040_00470_18560_6865.N1	17-SEP-2005 17:02:43	Bright	34.500	92	53Eps Cyg	2.5000	4500.0	69	18560	No
181	GOM_NL__2PRFIN20050917_170451_000000372040_00470_18560_6866.N1	17-SEP-2005 17:04:51	Bright	37.000	66	37Gam Cyg	2.2080	5900.0	74	18560	No
182	GOM_NL__2PRFIN20050917_171004_000000362040_00470_18560_6867.N1	17-SEP-2005 17:10:04	Bright	36.000	89	5Alp Cep	2.4510	8000.0	72	18560	No
183	GOM_NL__2PRFIN20050917_171847_000000372040_00470_18560_6868.N1	17-SEP-2005 17:18:47	Bright	37.000	60	7Bet UMi	2.0810	3950.0	74	18560	No
184	GOM_NL__2PRFIN20050917_172507_000000352040_00470_18560_6869.N1	17-SEP-2005 17:25:07	Bright	34.500	36	50Alp UMa	1.8000	6300.0	69	18560	No
185	GOM_NL__2PRFIN20050917_172634_000000352040_00470_18560_6870.N1	17-SEP-2005 17:26:34	Bright	34.500	82	48Bet UMa	2.3650	10600.	69	18560	No
186	GOM_NL__2PRFIN20050917_172940_000000332040_00470_18560_6871.N1	17-SEP-2005 17:29:40	Bright	33.000	174	52Psi UMa	3.0040	4400.0	66	18560	No
187	GOM_NL__2PRFIN20050917_175519_000000422040_00470_18560_6872.N1	17-SEP-2005 17:55:19	Dark	41.500	65	Lam Vel	2.2040	4400.0	83	18560	No
188	GOM_NL__2PRFIN20050917_175836_000000382040_00470_18560_6873.N1	17-SEP-2005 17:58:36	Dark	37.500	46	Del Vel	1.9540	10600.	75	18560	No
189	GOM_NL__2PRFIN20050917_180009_000000502040_00470_18560_6874.N1	17-SEP-2005 18:00:09	Dark	49.500	41	Eps Car	1.8600	4100.0	99	18560	No
190	GOM_NL__2PRFIN20050917_180226_000000382040_00471_18561_6857.N1	17-SEP-2005 18:02:26	Dark	37.500	29	Bet Car	1.6720	10200.	75	18561	No
191	GOM_NL__2PRFIN20050917_181043_000000382040_00471_18561_6858.N1	17-SEP-2005 18:10:43	Dark	37.500	135	Bet Hyi	2.8200	5800.0	75	18561	No
192	GOM_NL__2PRFIN20050917_181615_000000372040_00471_18561_6859.N1	17-SEP-2005 18:16:15	Straylight	37.000	148	Alp Tuc	2.8780	4100.0	74	18561	No
193	GOM_NL__2PRFIN20050917_181959_000000402040_00471_18561_6860.N1	17-SEP-2005 18:19:59	Straylight	39.500	31	Alp Gru	1.7340	15200.	79	18561	No
194	GOM_NL__2PRFIN20050917_182246_000000382040_00471_18561_6861.N1	17-SEP-2005 18:22:46	Straylight	37.500	172	Gam Gru	3.0030	13100.	75	18561	No
195	GOM_NL__2PRFIN20050917_182843_000000392040_00471_18561_6862.N1	17-SEP-2005 18:28:43	Tw_i_and_stray	39.000	142	49Del Cap	2.8500	8900.0	78	18561	No
196	GOM_NL__2PRFIN20050917_183256_000000372040_00471_18561_6863.N1	17-SEP-2005 18:32:56	Bright	37.000	162	34Alp Aqr	2.9440	5350.0	74	18561	No
197	GOM_NL__2PRFIN20050917_183556_000000382040_00471_18561_6864.N1	17-SEP-2005 18:35:56	Bright	38.000	61	8Eps Peg	2.1000	3900.0	76	18561	No
198	GOM_NL__2PRFIN20050917_184319_000000382040_00471_18561_6865.N1	17-SEP-2005 18:43:19	Bright	38.000	92	53Eps Cyg	2.5000	4500.0	76	18561	No
199	GOM_NL__2PRFIN20050917_184528_000000362040_00471_18561_6866.N1	17-SEP-2005 18:45:28	Bright	36.000	66	37Gam Cyg	2.2080	5900.0	72	18561	No
200	GOM_NL__2PRFIN20050917_185040_000000352040_00471_18561_6867.N1	17-SEP-2005 18:50:40	Bright	34.500	89	5Alp Cep	2.4510	8000.0	69	18561	No
201	GOM_NL__2PRFIN20050917_185923_000000372040_00471_18561_6868.N1	17-SEP-2005 18:59:23	Bright	36.500	60	7Bet UMi	2.0810	3950.0	73	18561	No
202	GOM_NL__2PRFIN20050917_190544_000000362040_00471_18561_6869.N1	17-SEP-2005 19:05:44	Bright	35.500	36	50Alp UMa	1.8000	6300.0	71	18561	No
203	GOM_NL__2PRFIN20050917_190711_000000362040_00471_18561_6870.N1	17-SEP-2005 19:07:11	Bright	35.500	82	48Bet UMa	2.3650	10600.	71	18561	No
204	GOM_NL__2PRFIN20050917_191017_000000332040_00471_18561_6871.N1	17-SEP-2005 19:10:17	Bright	33.000	174	52Psi UMa	3.0040	4400.0	66	18561	No
205	GOM_NL__2PRFIN20050917_193555_000000432040_00471_18561_6872.N1	17-SEP-2005 19:35:55	Dark	43.000	65	Lam Vel	2.2040	4400.0	86	18561	No
206	GOM_NL__2PRFIN20050917_193913_000000382040_00471_18561_6873.N1	17-SEP-2005 19:39:13	Dark	38.000	46	Del Vel	1.9540	10600.	76	18561	No
207	GOM_NL__2PRFIN20050917_194045_000000492040_00471_18561_6874.N1	17-SEP-2005 19:40:45	Dark	48.500	41	Eps Car	1.8600	4100.0	97	18561	No
208	GOM_NL__2PRFIN20050917_194302_000000372040_00472_18562_6857.N1	17-SEP-2005 19:43:02	Dark	36.500	29	Bet Car	1.6720	10200.	73	18562	No
209	GOM_NL__2PRFIN20050917_195119_000000372040_00472_18562_6858.N1	17-SEP-2005 19:51:19	Dark	36.500	135	Bet Hyi	2.8200	5800.0	73	18562	No
210	GOM_NL__2PRFIN20050917_195651_000000372040_00472_18562_6859.N1	17-SEP-2005 19:56:51	Straylight	37.000	148	Alp Tuc	2.8780	4100.0	74	18562	No
211	GOM_NL__2PRFIN20050917_200035_000000402040_00472_18562_6860.N1	17-SEP-2005 20:00:35	Straylight	39.500	31	Alp Gru	1.7340	15200.	79	18562	No
212	GOM_NL__2PRFIN20050917_200322_000000402040_00472_18562_6861.N1	17-SEP-2005 20:03:22	Straylight	40.000	172	Gam Gru	3.0030	13100.	80	18562	No
213	GOM_NL__2PRFIN20050917_200920_000000392040_00472_18562_6862.N1	17-SEP-2005 20:09:20	Tw_i_and_stray	38.500	142	49Del Cap	2.8500	8900.0	77	18562	No
214	GOM_NL__2PRFIN20050917_201332_000000372040_00472_18562_6863.N1	17-SEP-2005 20:13:32	Bright	37.000	162	34Alp Aqr	2.9440	5350.0	74	18562	No
215	GOM_NL__2PRFIN20050917_201632_000000382040_00472_18562_6864.N1	17-SEP-2005 20:16:32	Bright	37.500	61	8Eps Peg	2.1000	3900.0	75	18562	No
216	GOM_NL__2PRFIN20050917_202355_000000382040_00472_18562_6865.N1	17-SEP-2005 20:23:55	Bright	38.000	92	53Eps Cyg	2.5000	4500.0	76	18562	No
217	GOM_NL__2PRFIN20050917_202604_000000382040_00472_18562_6866.N1	17-SEP-2005 20:26:04	Bright	38.000	66	37Gam Cyg	2.2080	5900.0	76	18562	No
218	GOM_NL__2PRFIN20050917_203116_000000372040_00472_18562_6867.N1	17-SEP-2005 20:31:16	Bright	36.500	89	5Alp Cep	2.4510	8000.0	73	18562	No
219	GOM_NL__2PRFIN20050917_203959_000000372040_00472_18562_6868.N1	17-SEP-2005 20:39:59	Bright	36.500	60	7Bet UMi	2.0810	3950.0	73	18562	No

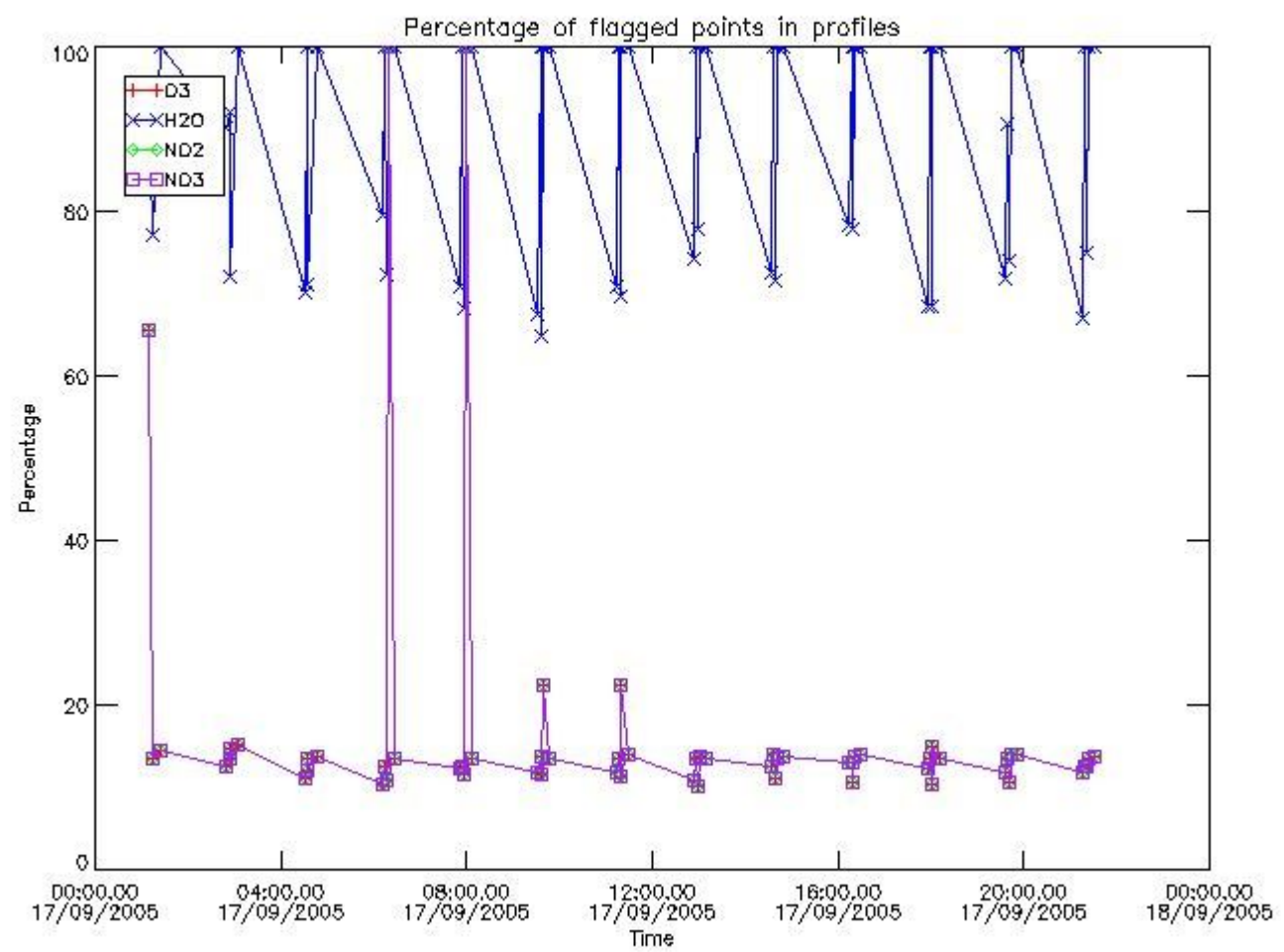
220	GOM_NL__2PRFIN20050917_204620_000000372040_00472_18562_6869.N1	17-SEP-2005 20:46:20	Bright	37.000	36	50Alp UMa	1.8000	6300.0	74	18562	No
221	GOM_NL__2PRFIN20050917_204747_000000342040_00472_18562_6870.N1	17-SEP-2005 20:47:47	Bright	33.500	82	48Bet UMa	2.3650	10600.	67	18562	No
222	GOM_NL__2PRFIN20050917_205053_000000342040_00472_18562_6871.N1	17-SEP-2005 20:50:53	Bright	33.500	174	52Psi UMa	3.0040	4400.0	67	18562	No
223	GOM_NL__2PRFIN20050917_211631_000000432040_00472_18562_6872.N1	17-SEP-2005 21:16:31	Dark	43.000	65	Lam Vel	2.2040	4400.0	86	18562	No
224	GOM_NL__2PRFIN20050917_211949_000000412040_00472_18562_6873.N1	17-SEP-2005 21:19:49	Dark	40.500	46	Del Vel	1.9540	10600.	81	18562	No
225	GOM_NL__2PRFIN20050917_212121_000000412040_00472_18562_6874.N1	17-SEP-2005 21:21:21	Dark	40.500	41	Eps Car	1.8600	4100.0	81	18562	No
226	GOM_NL__2PRFIN20050917_212338_000000382040_00473_18563_6857.N1	17-SEP-2005 21:23:38	Dark	38.000	29	Bet Car	1.6720	10200.	76	18563	No
227	GOM_NL__2PRFIN20050917_213155_000000372040_00473_18563_6858.N1	17-SEP-2005 21:31:55	Dark	37.000	135	Bet Hyi	2.8200	5800.0	74	18563	No
228	GOM_NL__2PRFIN20050917_213727_000000462040_00473_18563_6859.N1	17-SEP-2005 21:37:27	Straylight	46.000	148	Alp Tuc	2.8780	4100.0	92	18563	No
229	GOM_NL__2PRFIN20050917_214111_000000392040_00473_18563_6860.N1	17-SEP-2005 21:41:11	Straylight	38.500	31	Alp Gru	1.7340	15200.	77	18563	No
230	GOM_NL__2PRFIN20050917_214358_000000382040_00473_18563_6861.N1	17-SEP-2005 21:43:58	Straylight	38.000	172	Gam Gru	3.0030	13100.	76	18563	No
231	GOM_NL__2PRFIN20050917_214956_000000392040_00473_18563_6862.N1	17-SEP-2005 21:49:56	Twilight_stray	39.000	142	49Del Cap	2.8500	8900.0	78	18563	No
232	GOM_NL__2PRFIN20050917_215408_000000382040_00473_18563_6863.N1	17-SEP-2005 21:54:08	Bright	38.000	162	34Alp Aqr	2.9440	5350.0	76	18563	No
233	GOM_NL__2PRFIN20050917_215708_000000362040_00473_18563_6864.N1	17-SEP-2005 21:57:08	Bright	36.000	61	8Eps Peg	2.1000	3900.0	72	18563	No
234	GOM_NL__2PRFIN20050917_220431_000000382040_00473_18563_6865.N1	17-SEP-2005 22:04:31	Bright	38.000	92	53Eps Cyg	2.5000	4500.0	76	18563	No
235	GOM_NL__2PRFIN20050917_220640_000000382040_00473_18563_6866.N1	17-SEP-2005 22:06:40	Bright	37.500	66	37Gam Cyg	2.2080	5900.0	75	18563	No
236	GOM_NL__2PRFIN20050917_221152_000000362040_00473_18563_6867.N1	17-SEP-2005 22:11:52	Bright	36.000	89	5Alp Cep	2.4510	8000.0	72	18563	No
237	GOM_NL__2PRFIN20050917_222036_000000362040_00473_18563_6868.N1	17-SEP-2005 22:20:36	Bright	36.000	60	7Bet UMi	2.0810	3950.0	72	18563	No
238	GOM_NL__2PRFIN20050917_222656_000000362040_00473_18563_6869.N1	17-SEP-2005 22:26:56	Bright	35.500	36	50Alp UMa	1.8000	6300.0	71	18563	No
239	GOM_NL__2PRFIN20050917_222823_000000342040_00473_18563_6870.N1	17-SEP-2005 22:28:23	Bright	34.000	82	48Bet UMa	2.3650	10600.	68	18563	No
240	GOM_NL__2PRFIN20050917_223129_000000522040_00473_18563_6871.N1	17-SEP-2005 22:31:29	Bright	51.500	174	52Psi UMa	3.0040	4400.0	103	18563	No

### 3. Quality information per product

In this section it is plotted some information contained in the Quality Summary data set of the level 2 products. Only products in dark limb conditions and without errors (error flag in the MPH set to "0") are used.

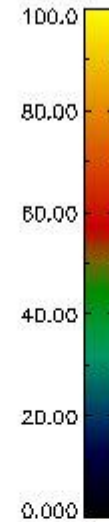
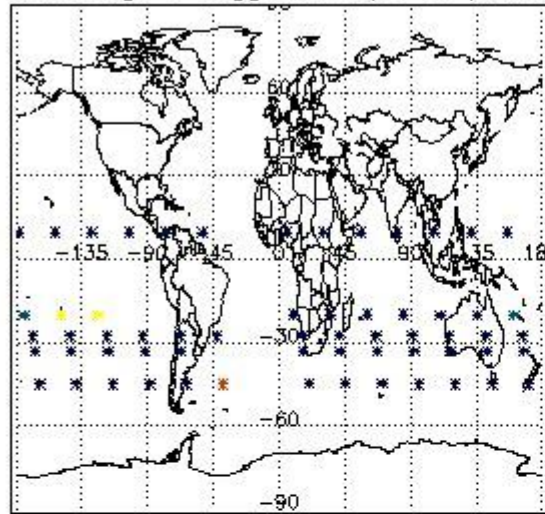
#### 3.1 Plot quality information per product (time dependant)




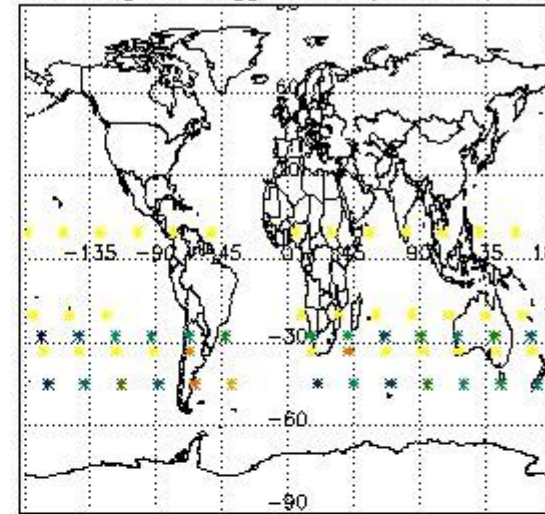


3.2 Plot quality information per product (world map)


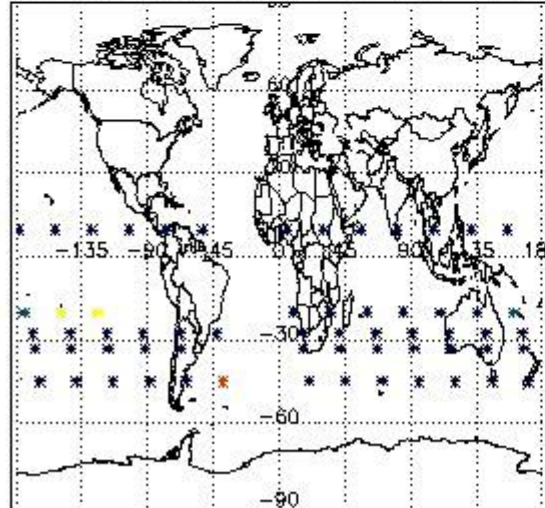
Percentage of flagged data per O3 profile



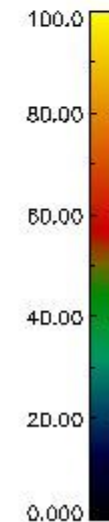
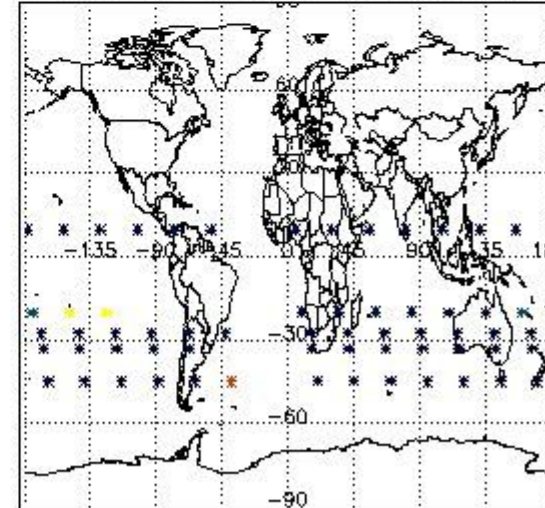
Percentage of flagged data per H2O profile



Percentage of flagged data per NO2 profile



Percentage of flagged data per NO3 profile

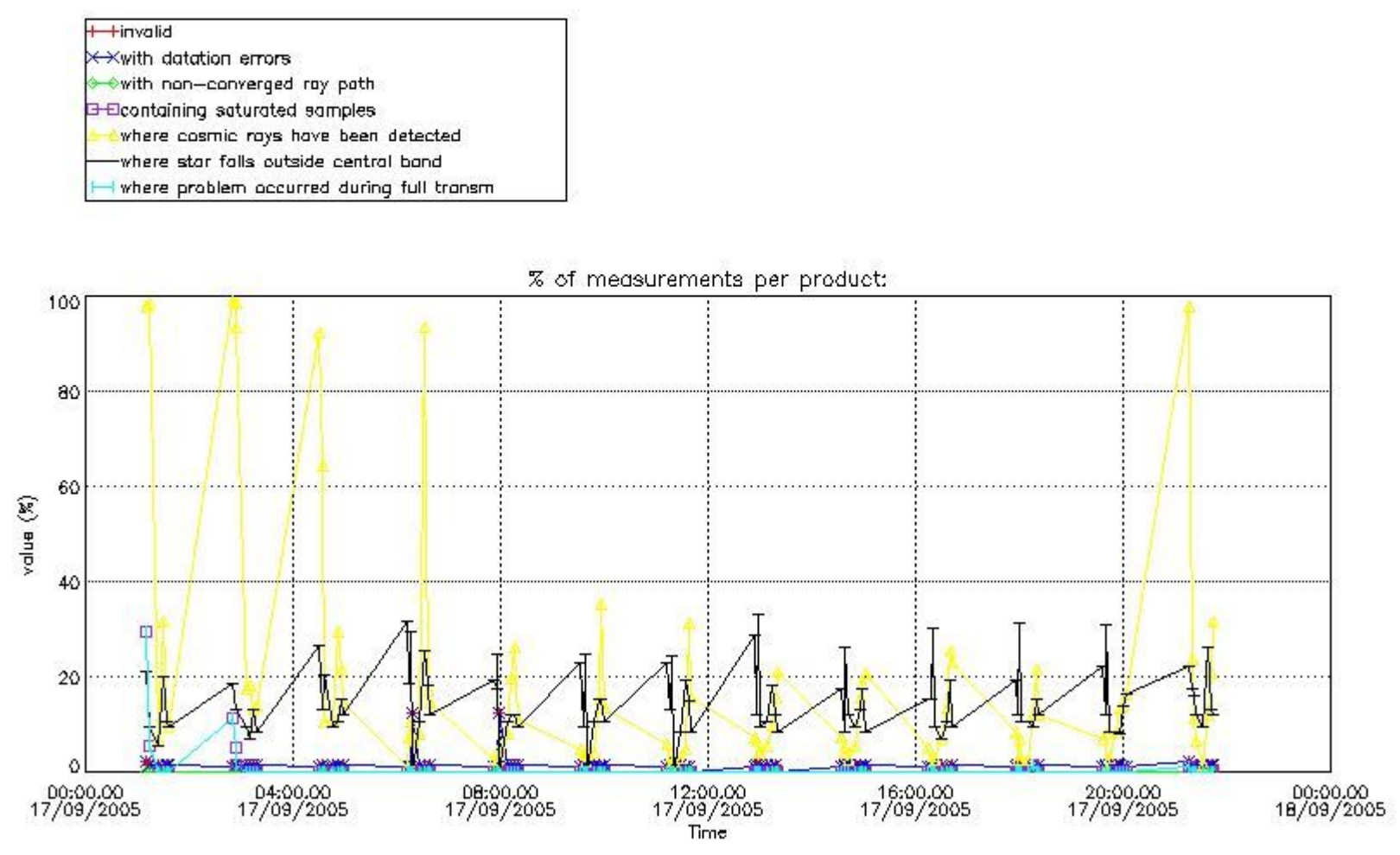


#### 4. Level 1 quality information per product

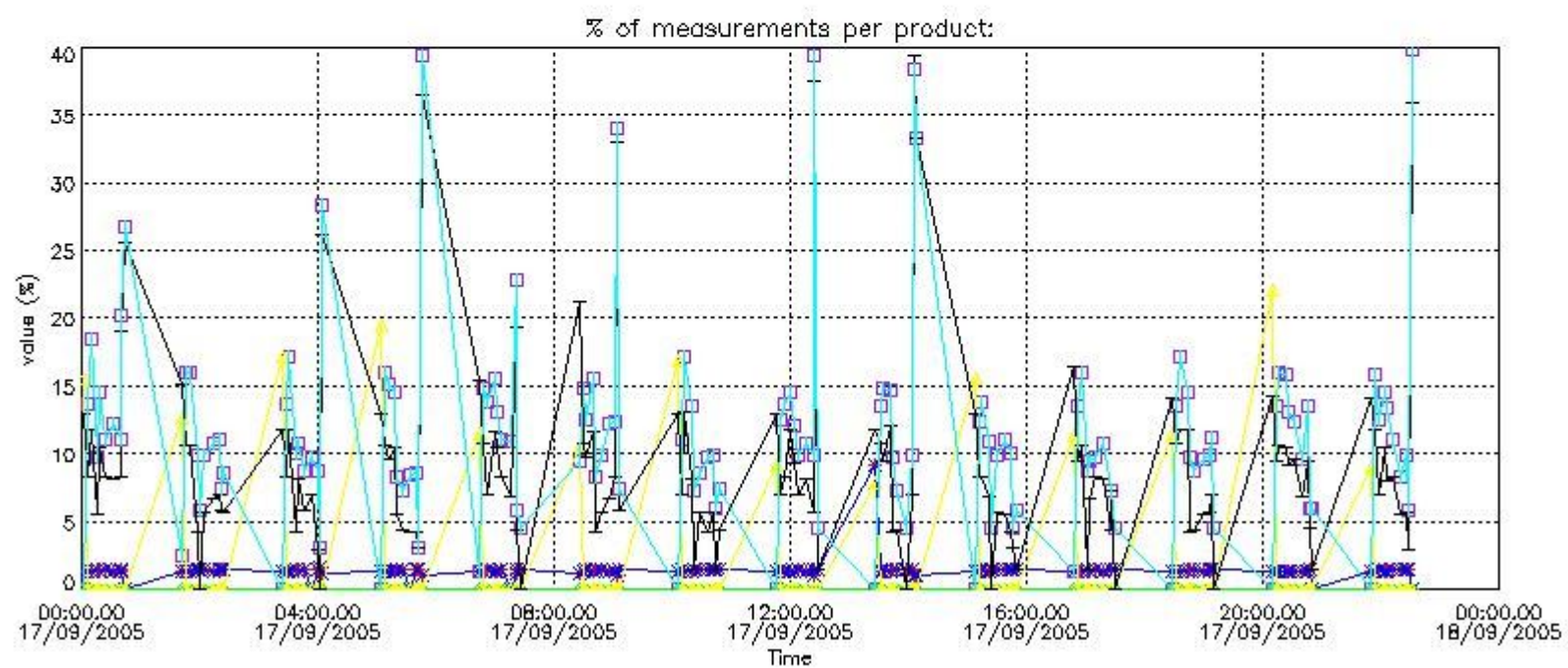
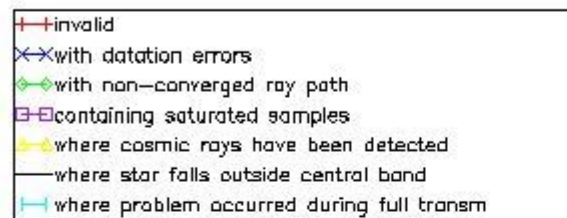
In this section it is plotted some information contained in the Quality Summary data set of the level 2 products that comes from the level 1b processing. Products without errors (error flag in the MPH set to "0") are used.

##### 4.1 Plot quality information per product (time dependant) coming from level 1b processing

###### 4.1.1 Plot level 1 quality information per product (time dependant): ENVISAT ASCENDING passes



4.1.2 Plot level 1 quality information per product (time dependant): ENVI SAT DESCENDING passes

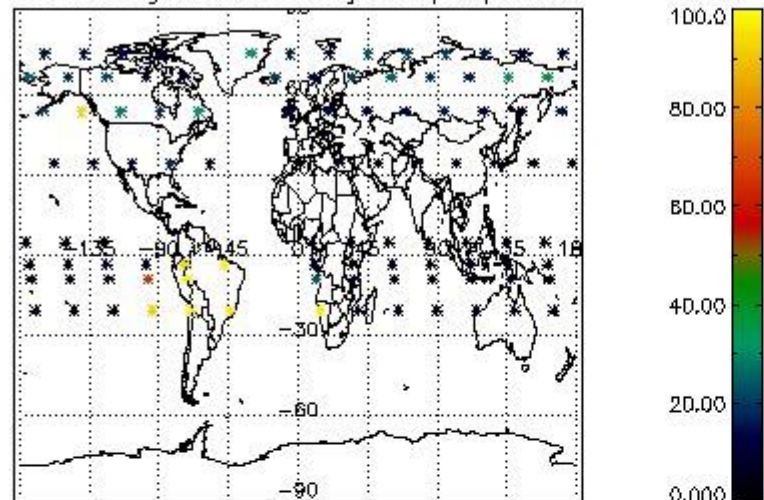


#### 4.2 Plot quality information per product coming from level 1b processing (world map)

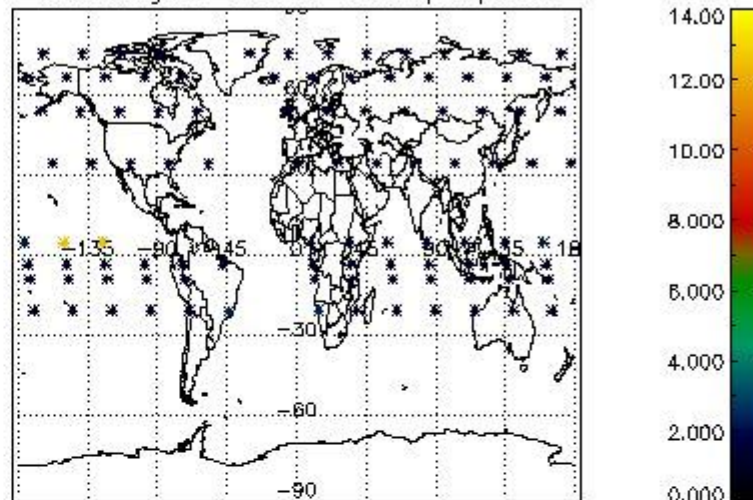
##### 4.2.1 Plot level 1 quality information per product (world map): ENVI SAT ASCENDING passes



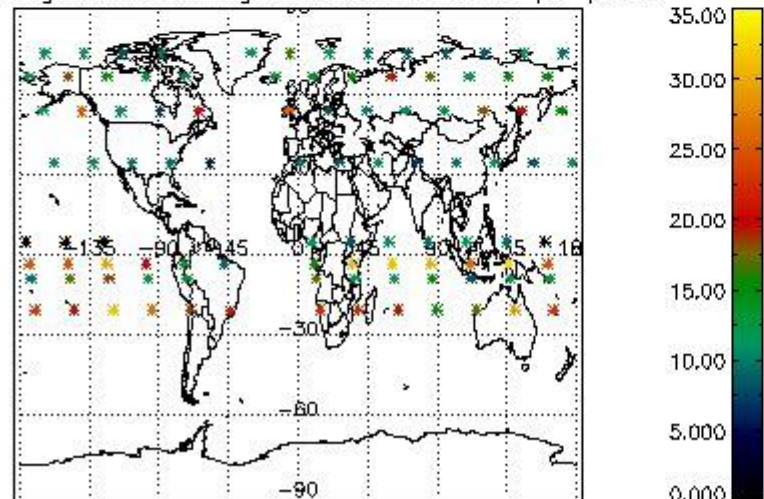
Percentage of cosmic ray hits per profile



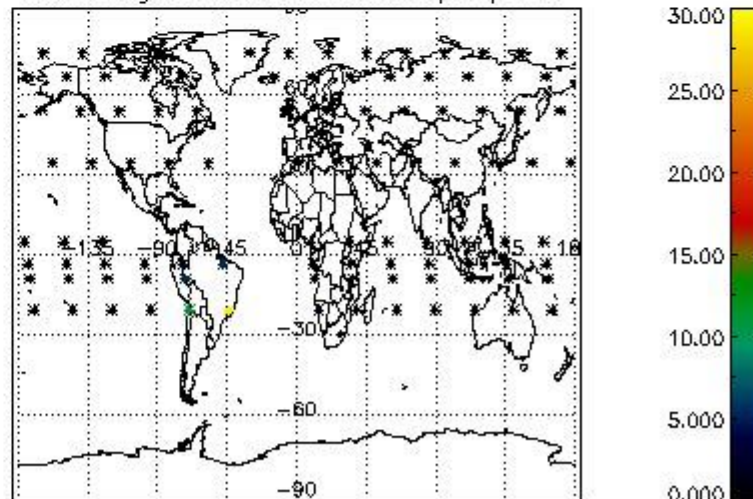
Percentage of datation errors per profile



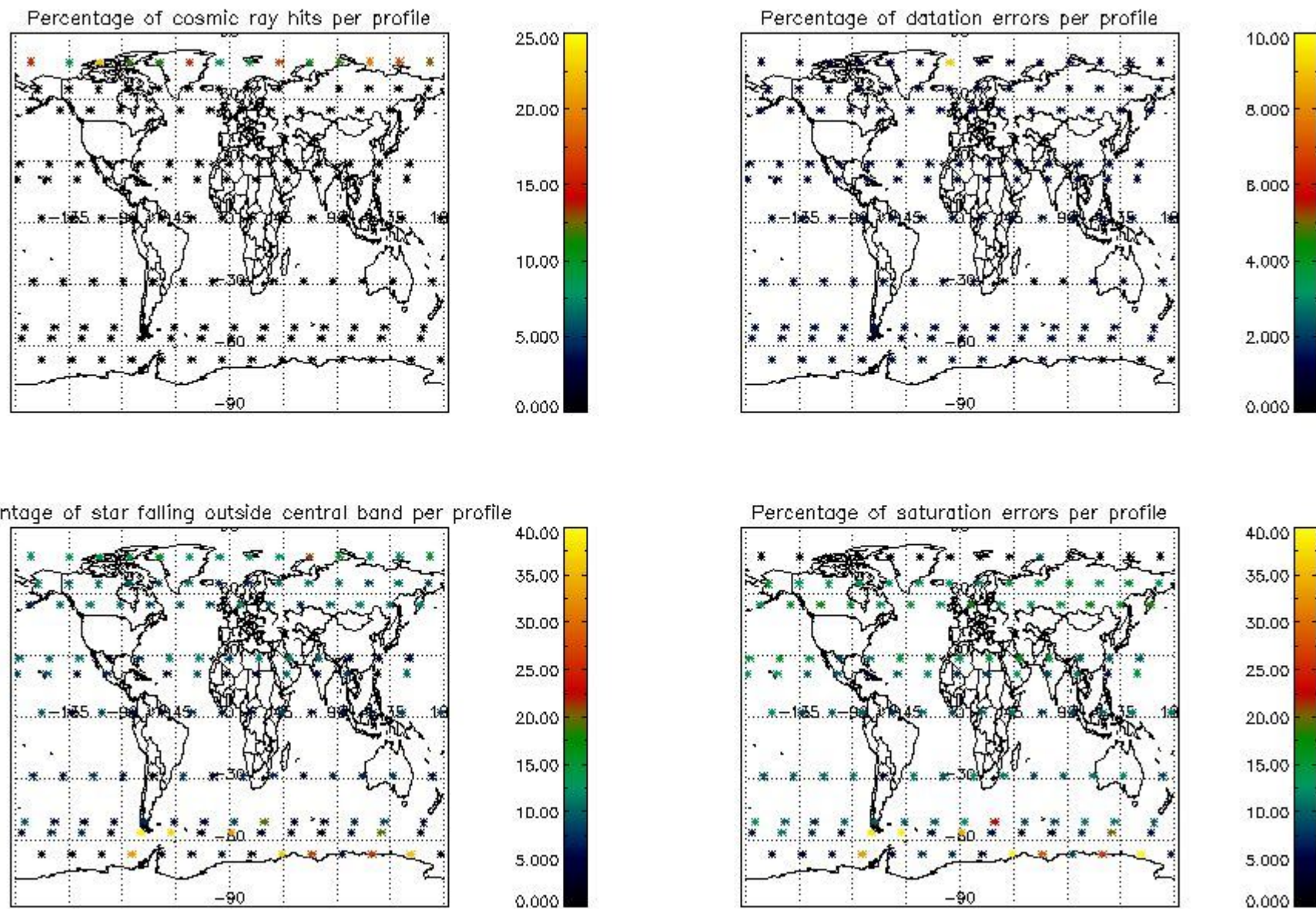
Percentage of star falling outside central band per profile



Percentage of saturation errors per profile



4.2.2 Plot level 1 quality information per product (world map): ENVISAT DESCENDING passes



## 5. Trace gas profiles

### 5.1 Ozone statistics based on quality of products

The final quality of the products can be "measured" using the STD (Standard Deviation) attached to every point profile. This information is written to the parameter GOM\_NL\_\_2P/NL\_LOCAL\_SPECIES\_DENSITY/o3\_std of the level 2 products. The table below shows the statistics for given STD ranges.

The statistics are given with respect to the overall valid production:

- Products without fatal errors: GOM\_NL\_\_2P/MPH/PRODUCT\_ERR=0
- Valid point profile: GOM\_NL\_\_2P/NL\_LOCAL\_SPECIES\_DENSITY/pcd(0)=0

The 'Criteria' is applied to valid points of dark limb products:

- Products in dark limb illumination condition: GOM\_NL\_\_2P/NL\_SUMMARY\_QUALITY/obs\_ill\_cond=0
- Products without fatal errors: GOM\_NL\_\_2P/MPH/PRODUCT\_ERR=0
- Valid point profile: GOM\_NL\_\_2P/NL\_LOCAL\_SPECIES\_DENSITY/pcd(0)=0

So, the table below shows the percentage of dark limb and valid observations for each criteria with respect to the overall valid daily observations.

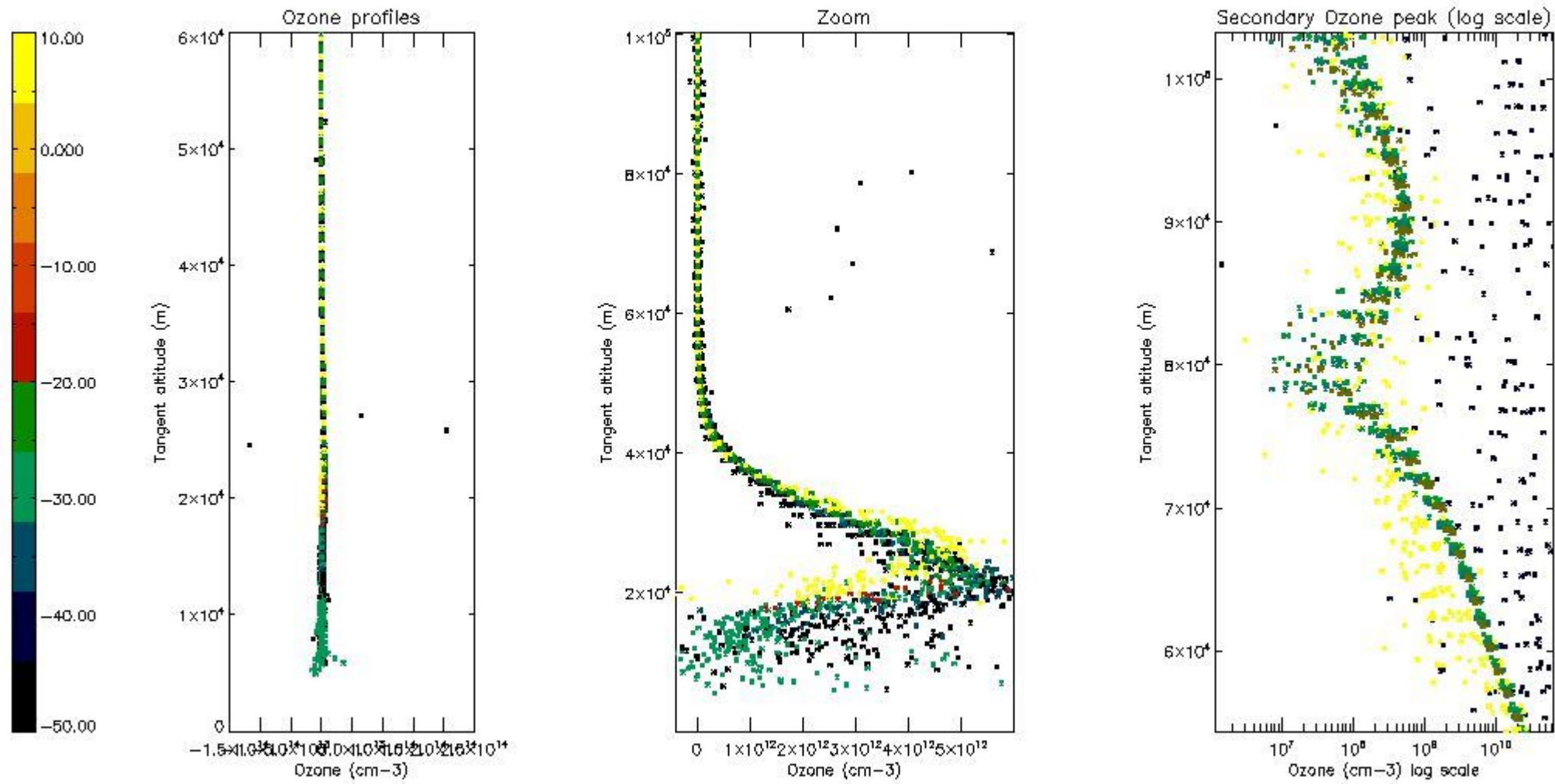
Criteria	% of total production
All STD	27
STD < 20	13



STD < 10	9
STD < 5	5

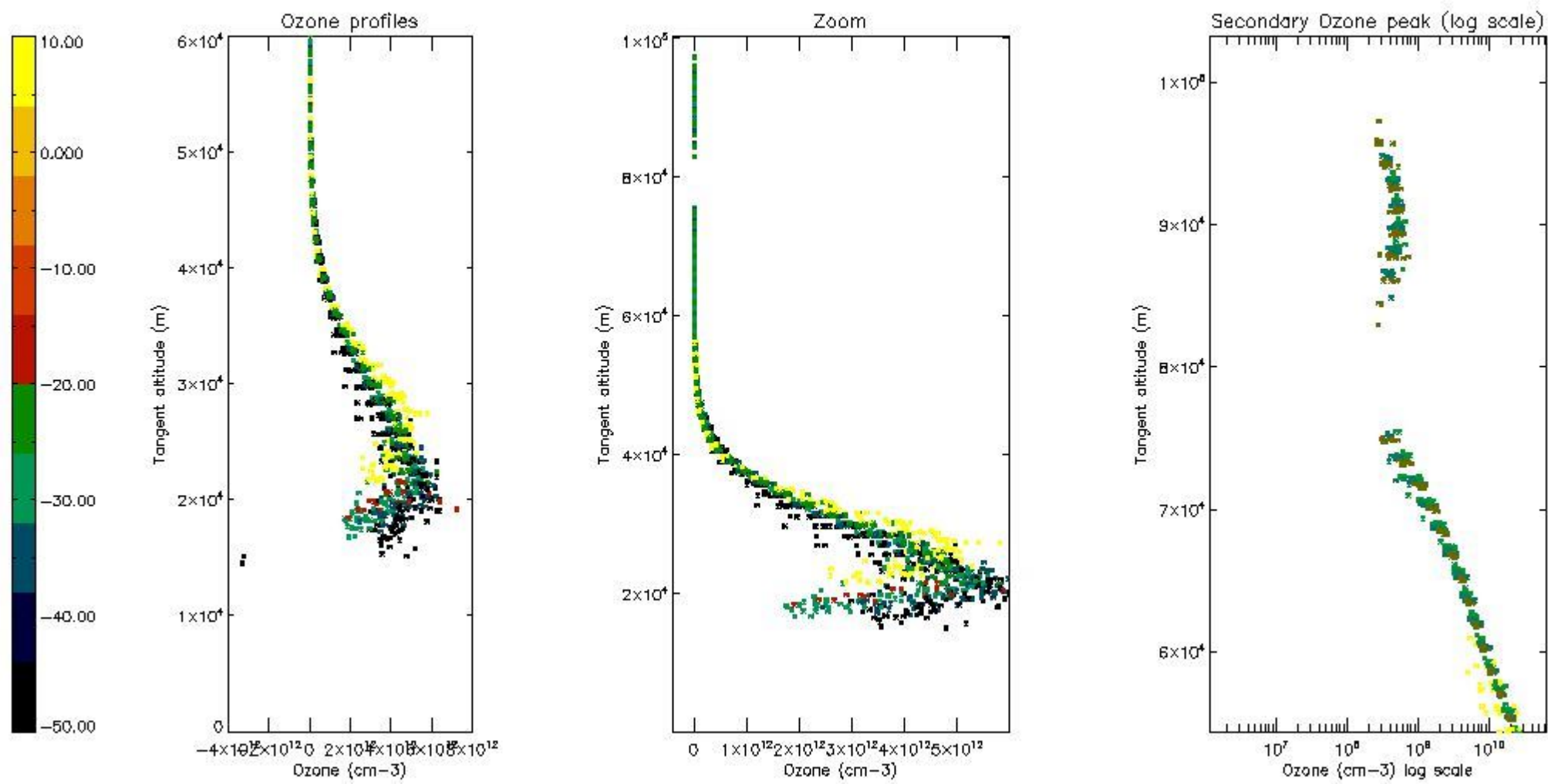
5.2 Plot ozone profiles for all STD (dark without errors)

The colorbar represents the latitude.



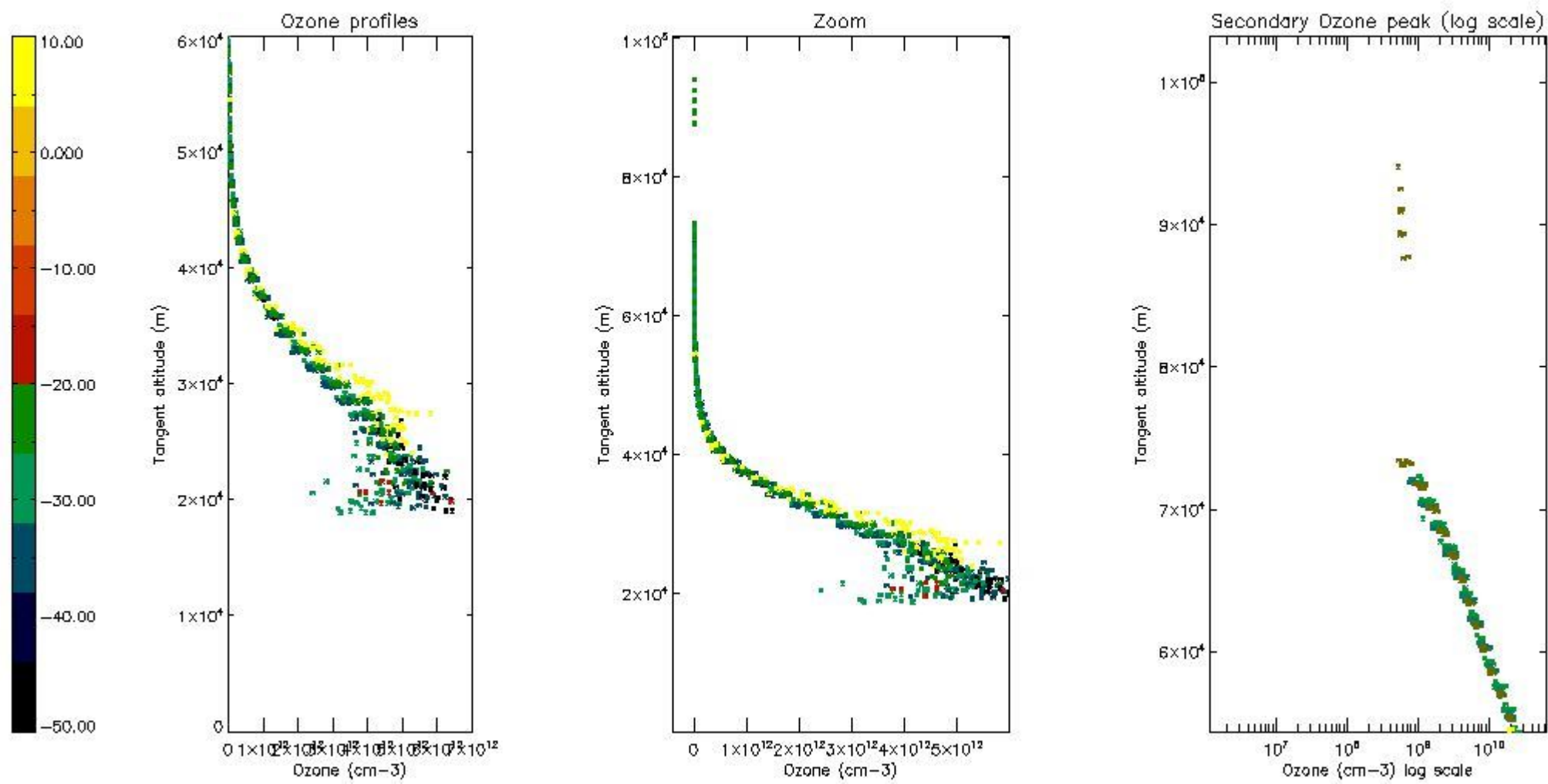
5.3 Plot ozone profiles where STD < 20% (dark without errors)

The colorbar represents the latitude.



*5.4 Plot ozone profiles where STD < 10% (dark without errors)*

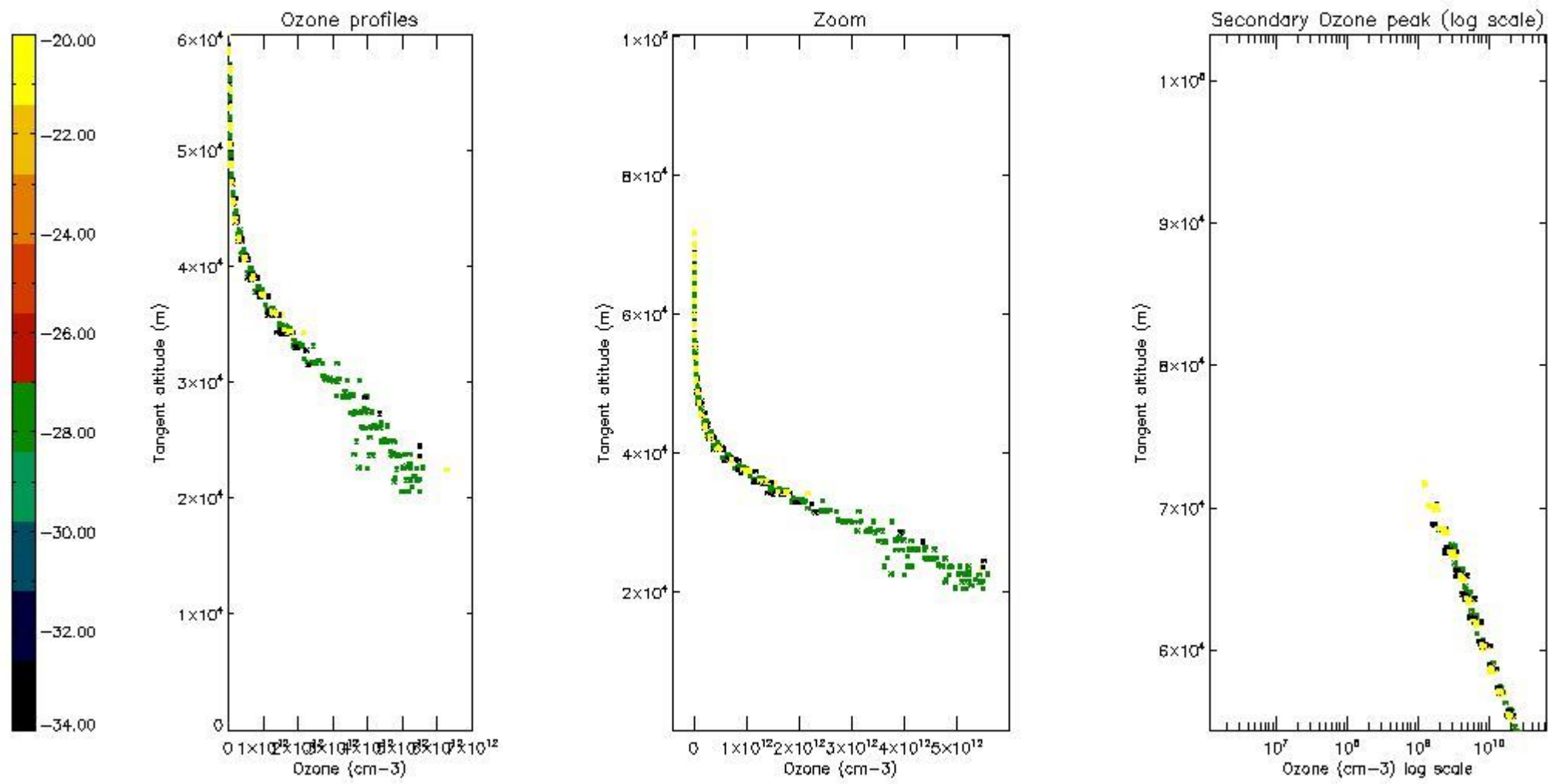
The colorbar represents the latitude.



*5.5 Plot ozone profiles where STD < 5% (dark without errors)*

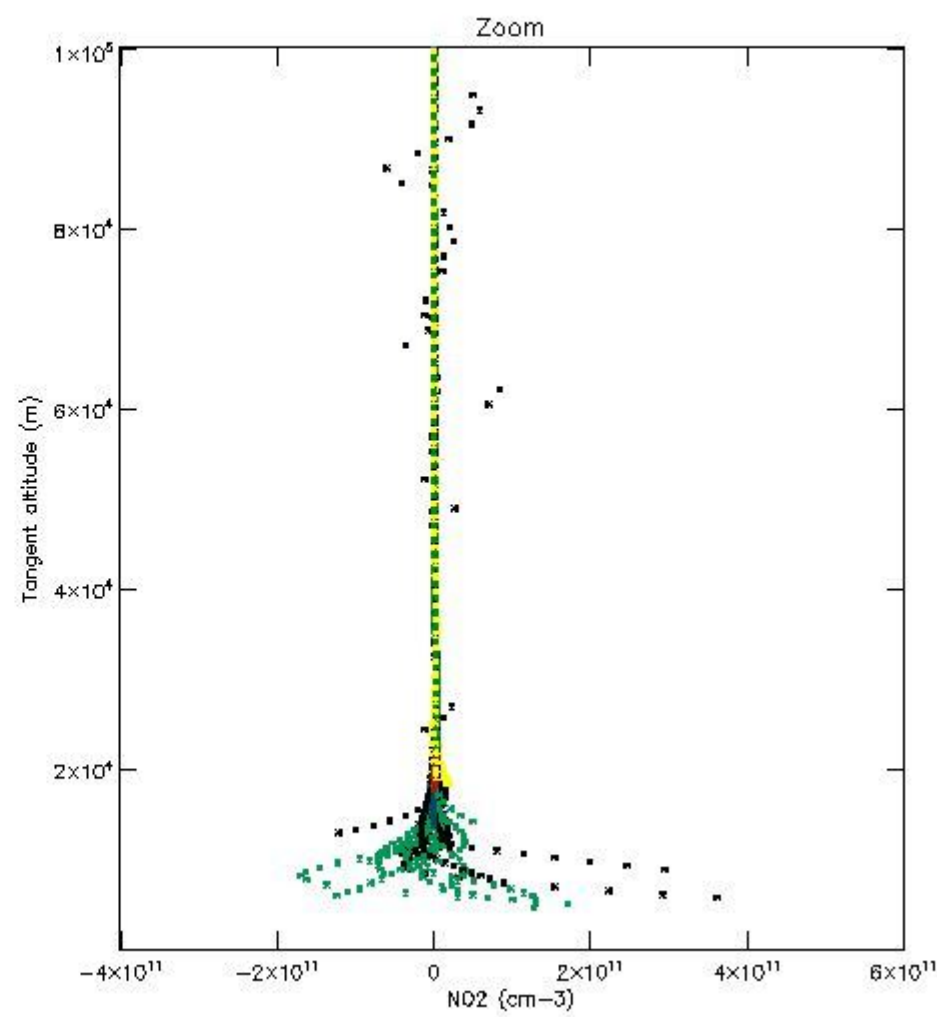
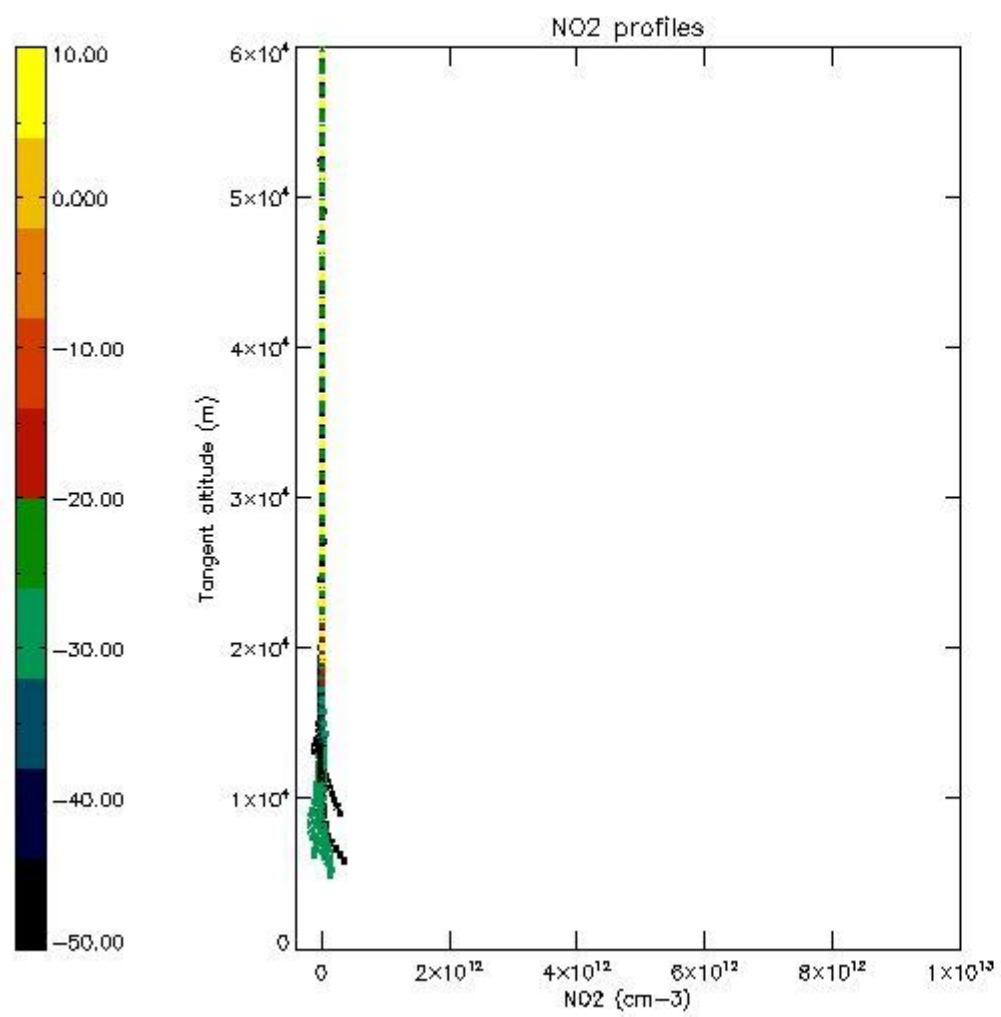
The colorbar represents the latitude.





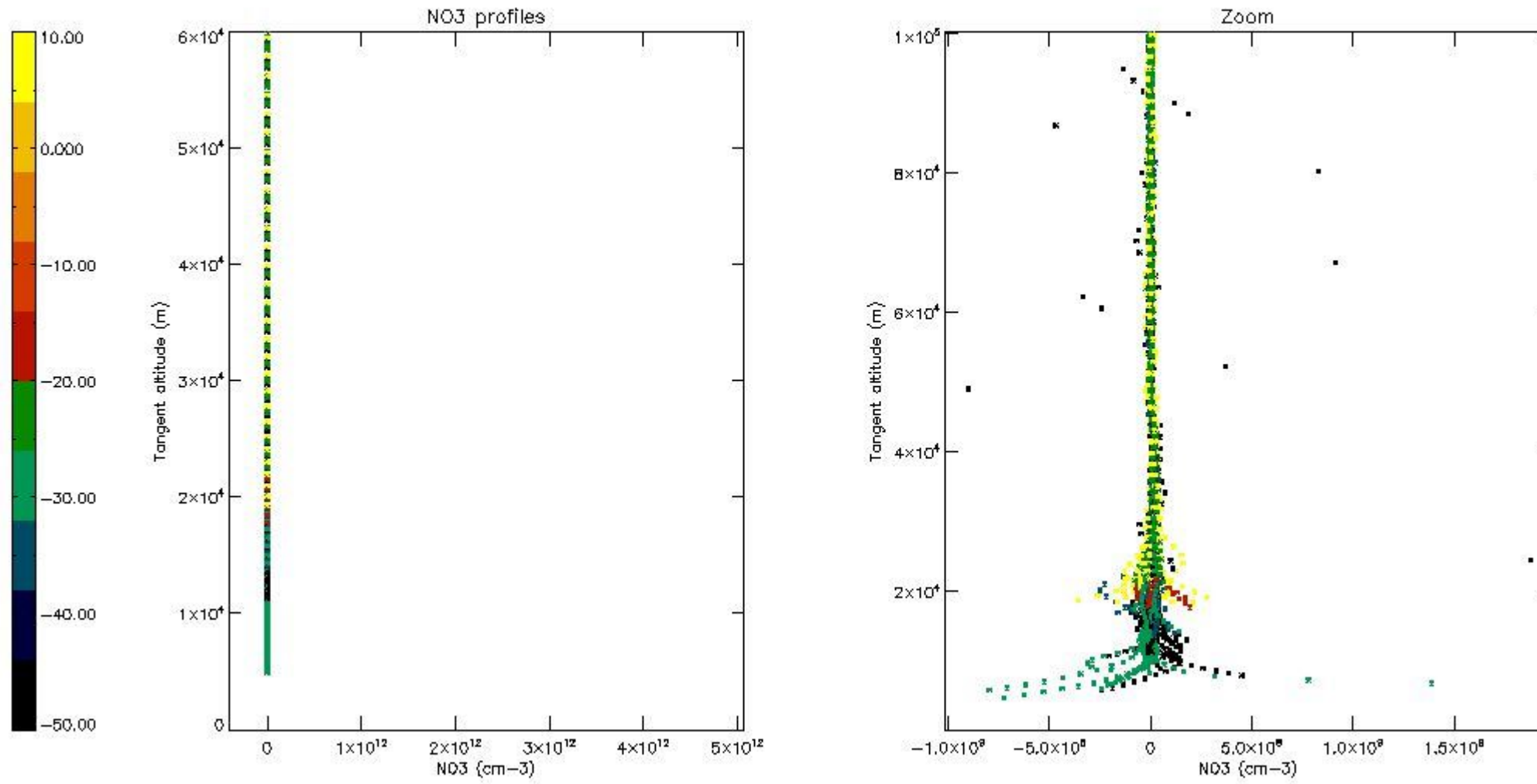
*5.6 Plot NO<sub>2</sub> profiles for all STD (dark without errors)*

The colorbar represents the latitude.



*5.7 Plot NO3 profiles for all STD (dark without errors)*

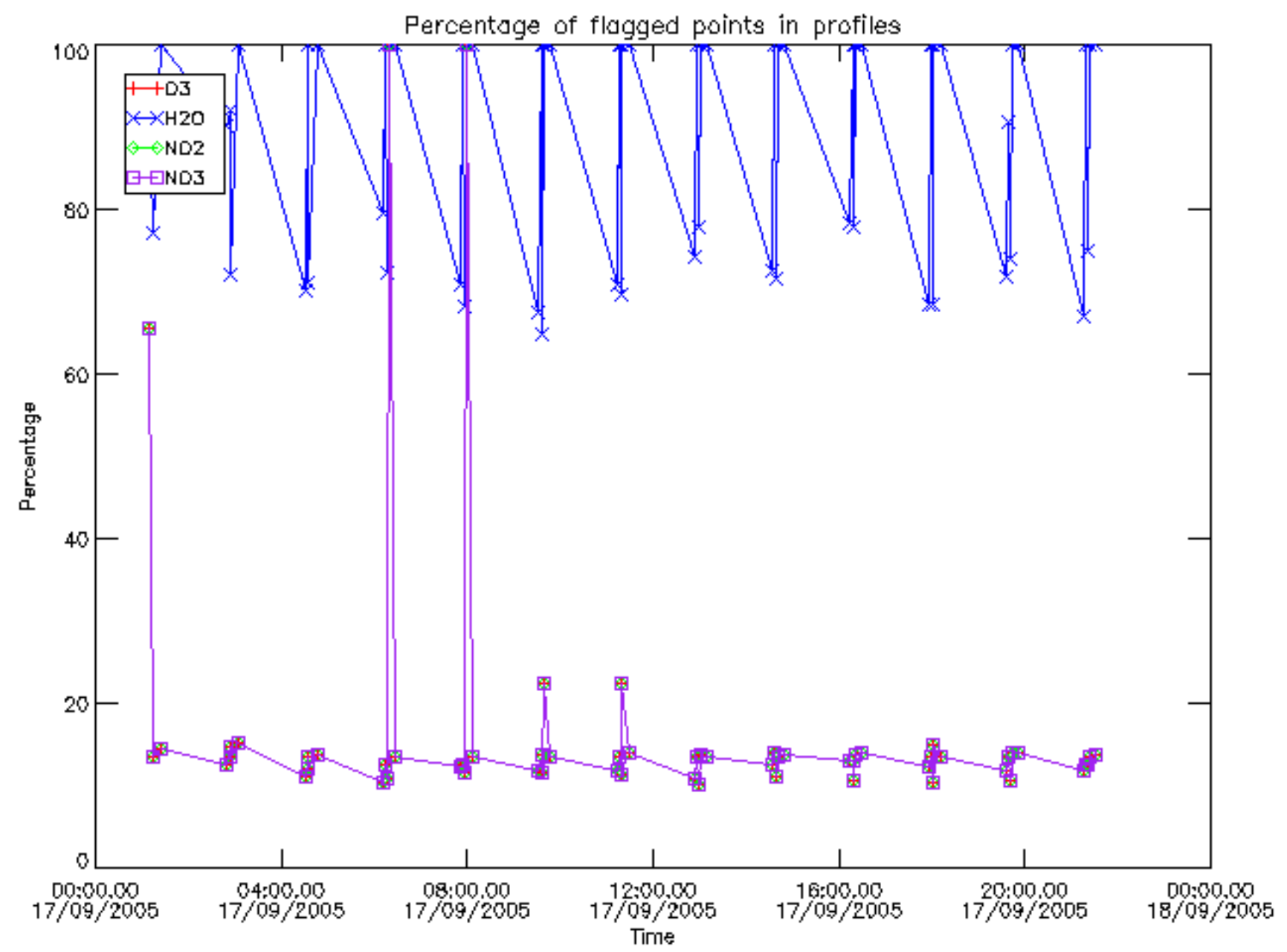
The colorbar represents the latitude.



## 6. Auxiliary Data Files used for the production reported in section 2

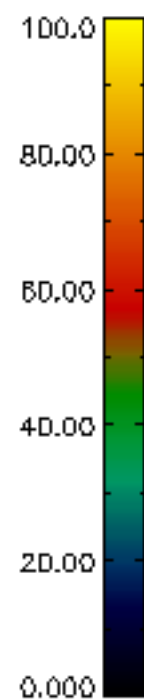
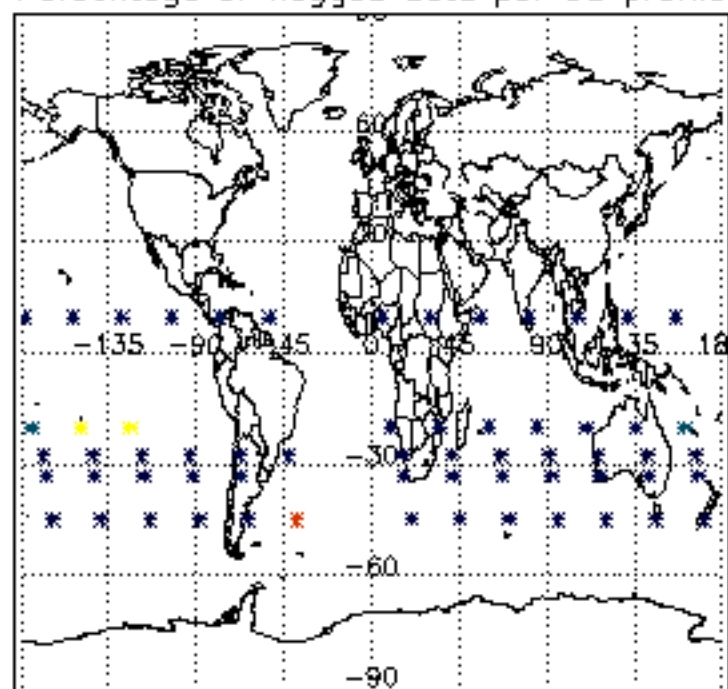
The number reported in the third column indicates since which file (see list in section 2) the corresponding auxiliary file has been used. The fourth column is the date of those product files.

Type	Auxiliary Filename	Used since product	Used since product date
INST_PHYS_CHARACTERISTICS	GOM_INS_AXVIEC20091111_143220_20030716_120000_20500101_000000	1	17-SEP-2005 00:02:06
LEVEL-2_PROC_CONFIG	GOM_PR2_AXVIEC20091111_152718_20020301_000000_20500101_000000	1	17-SEP-2005 00:02:06
CROSS_SECTIONS_FILE	GOM_CRS_AXVIEC20091111_154832_20020301_000000_20500101_000000	1	17-SEP-2005 00:02:06

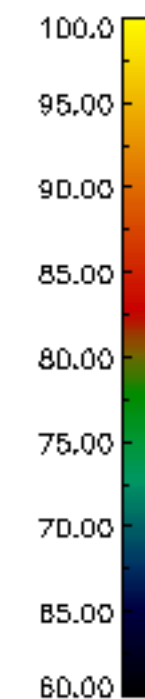
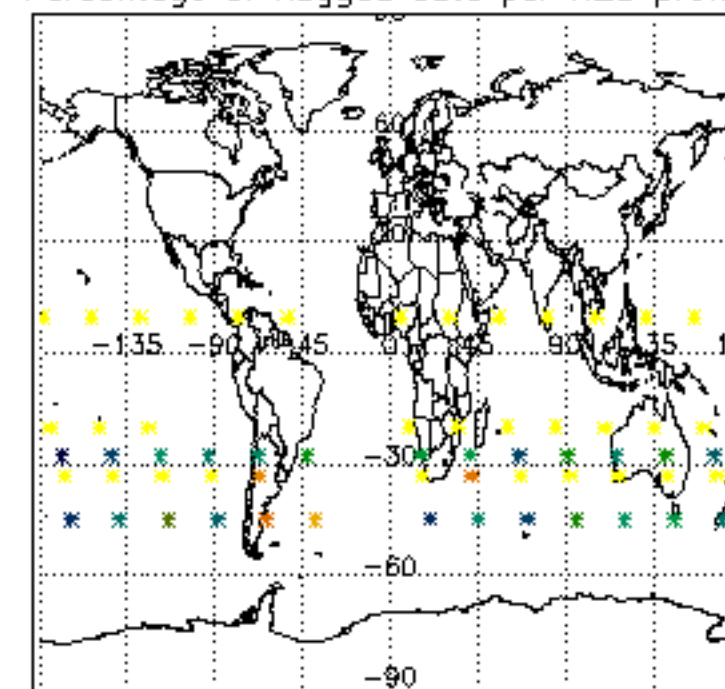




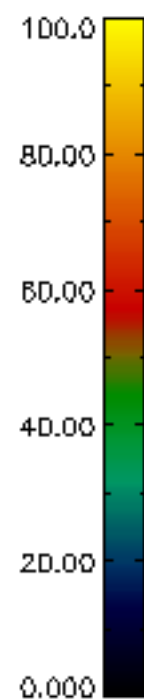
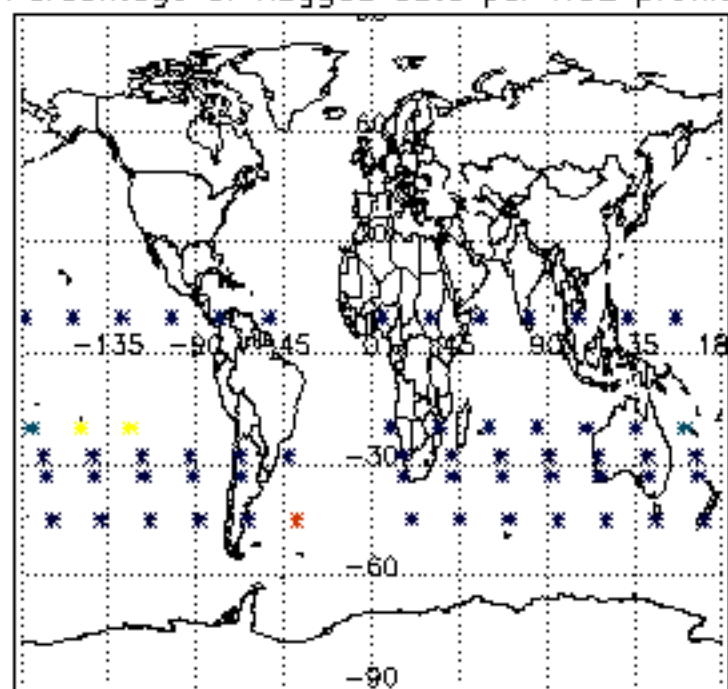
Percentage of flagged data per D3 profile



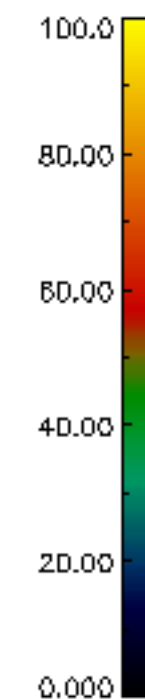
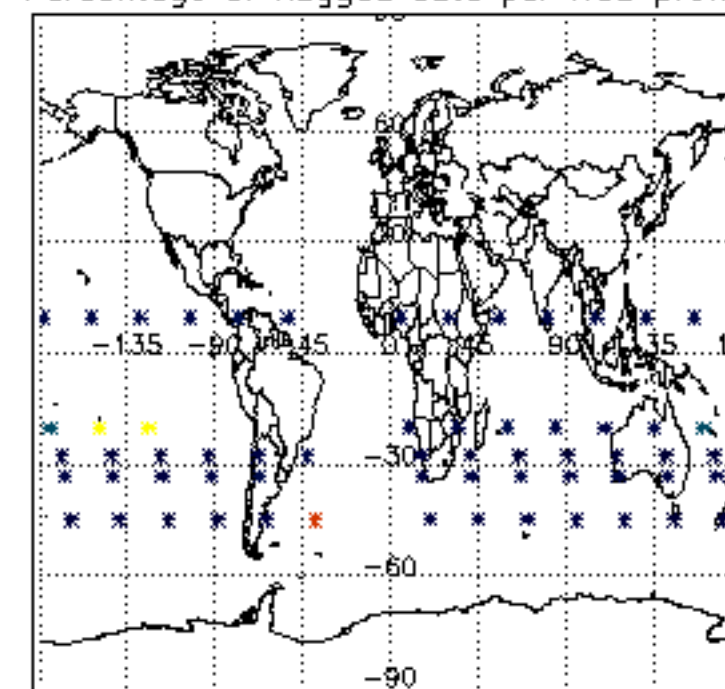
Percentage of flagged data per H2O profile

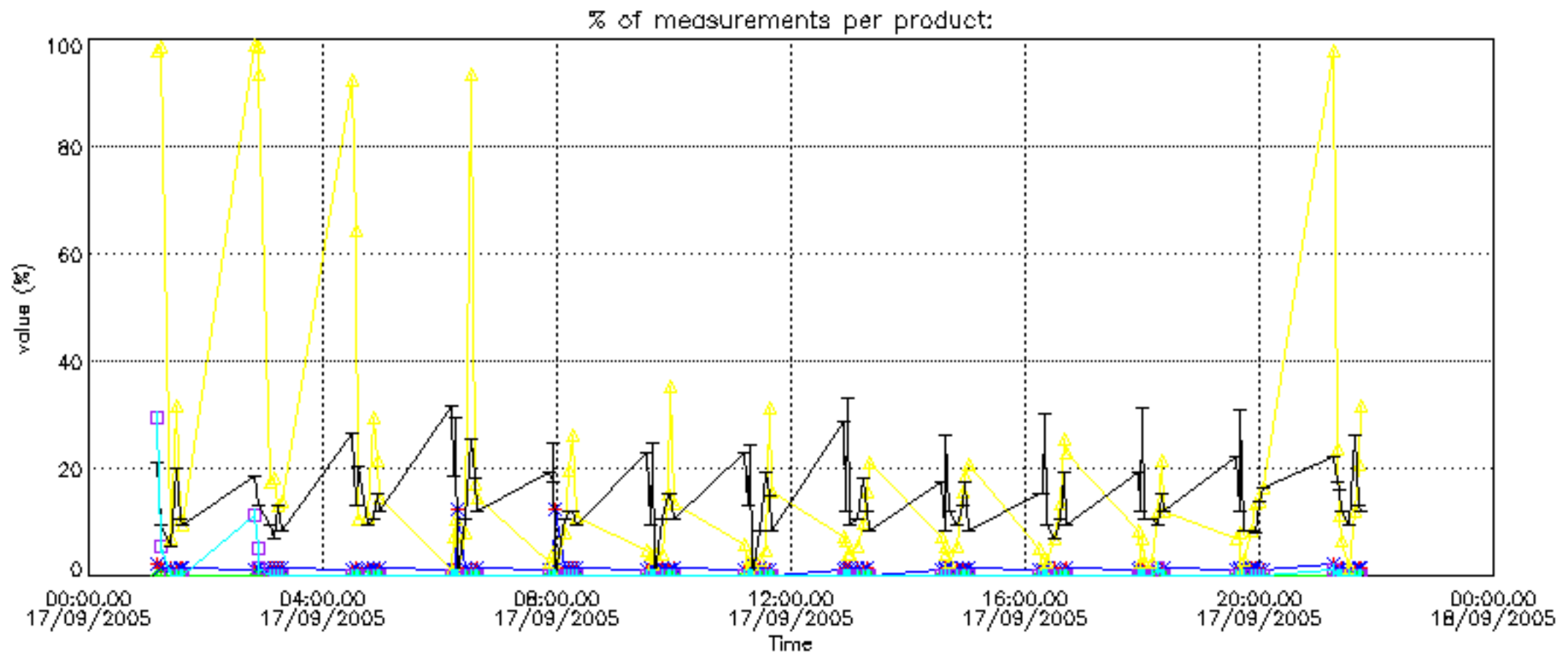


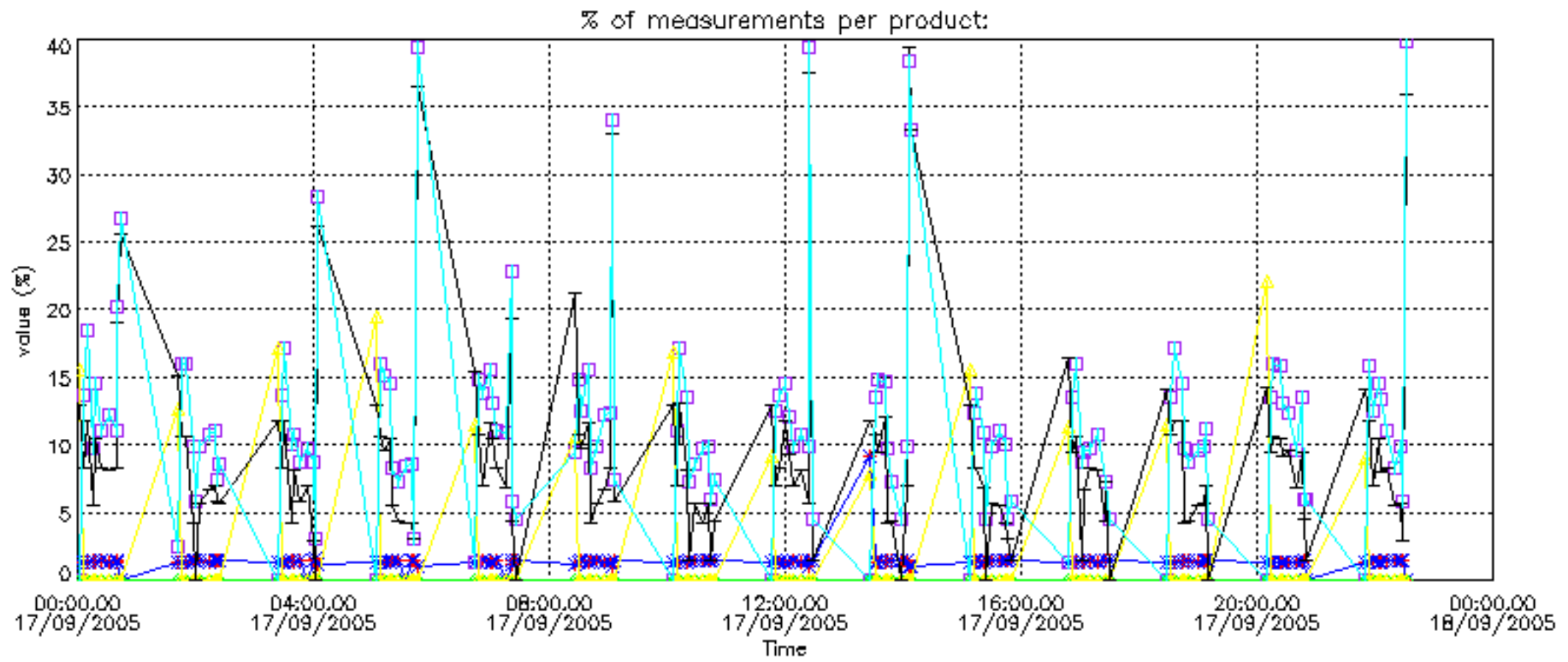
Percentage of flagged data per NO2 profile



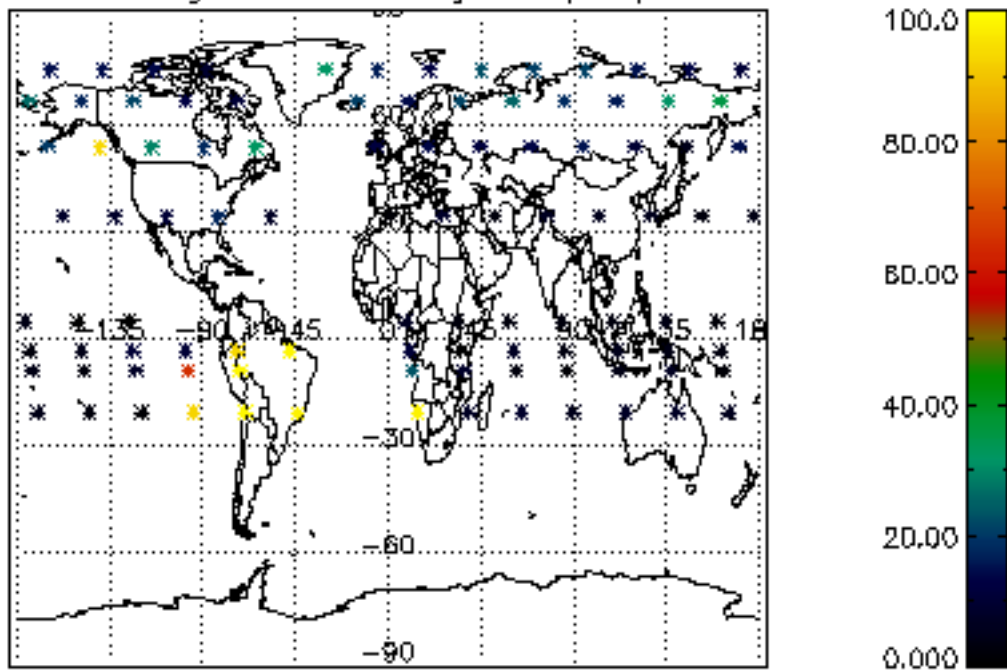
Percentage of flagged data per NO3 profile



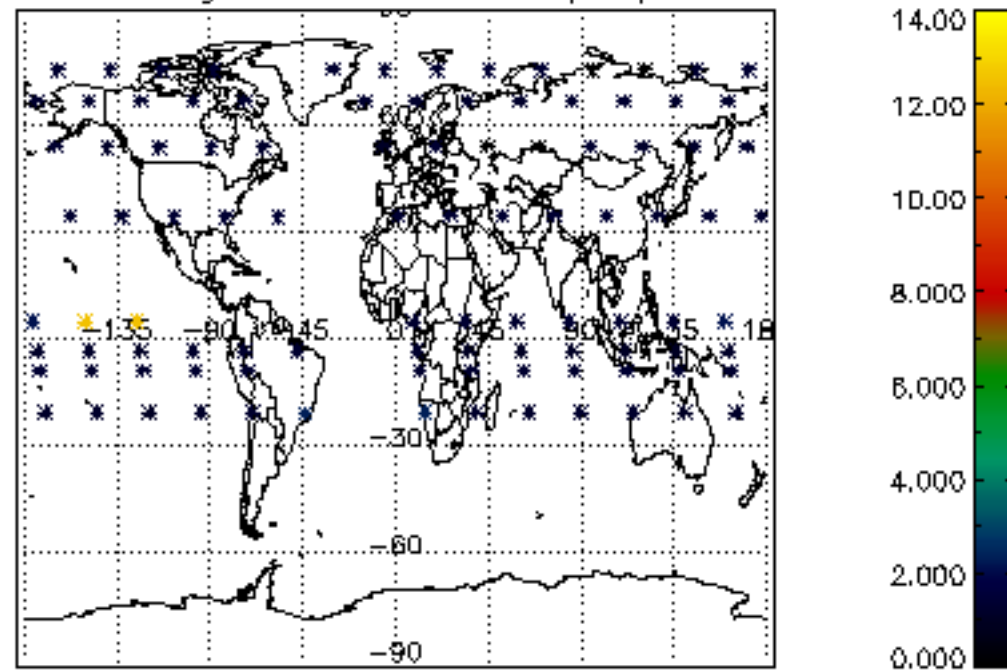




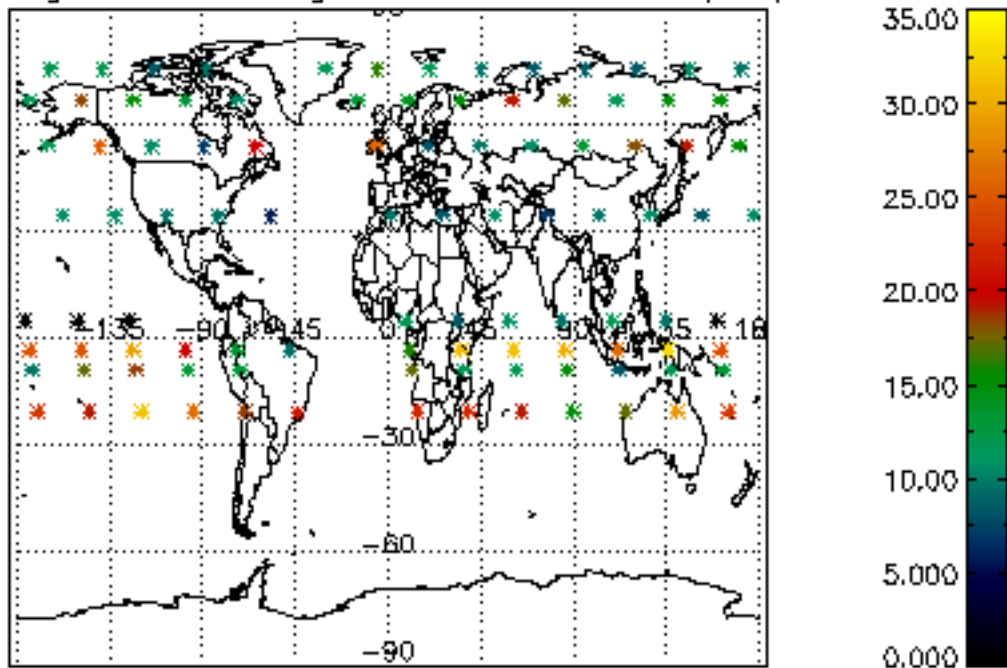
Percentage of cosmic ray hits per profile



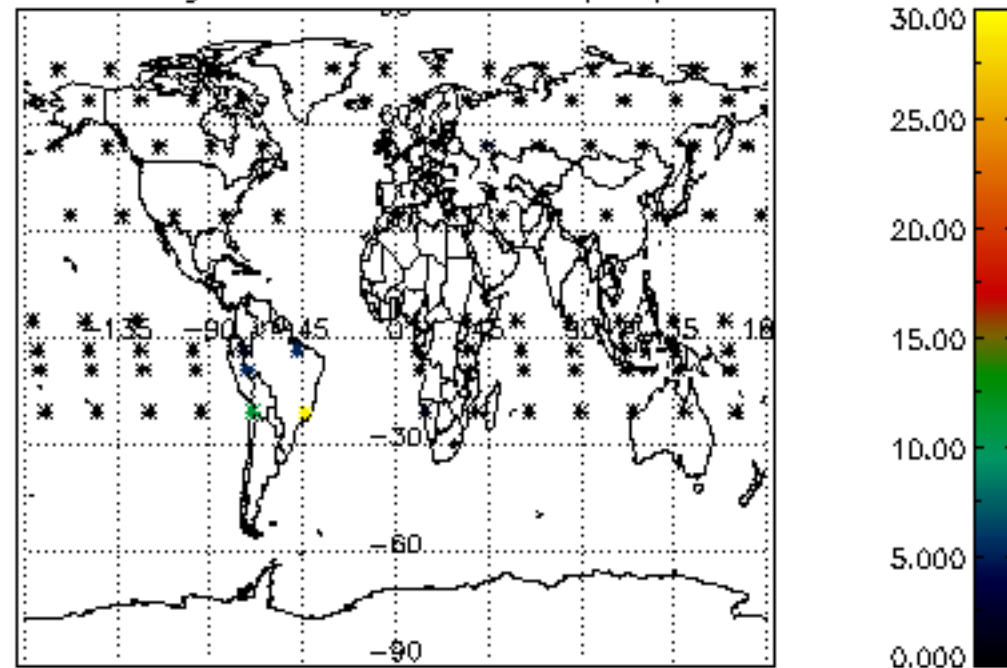
Percentage of datation errors per profile



Percentage of star falling outside central band per profile

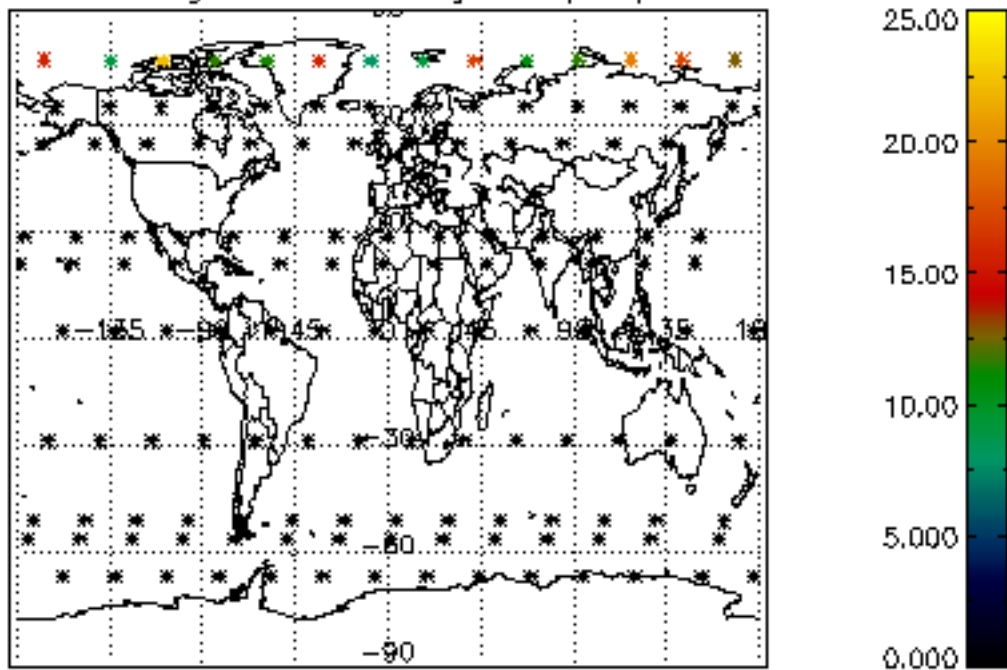


Percentage of saturation errors per profile

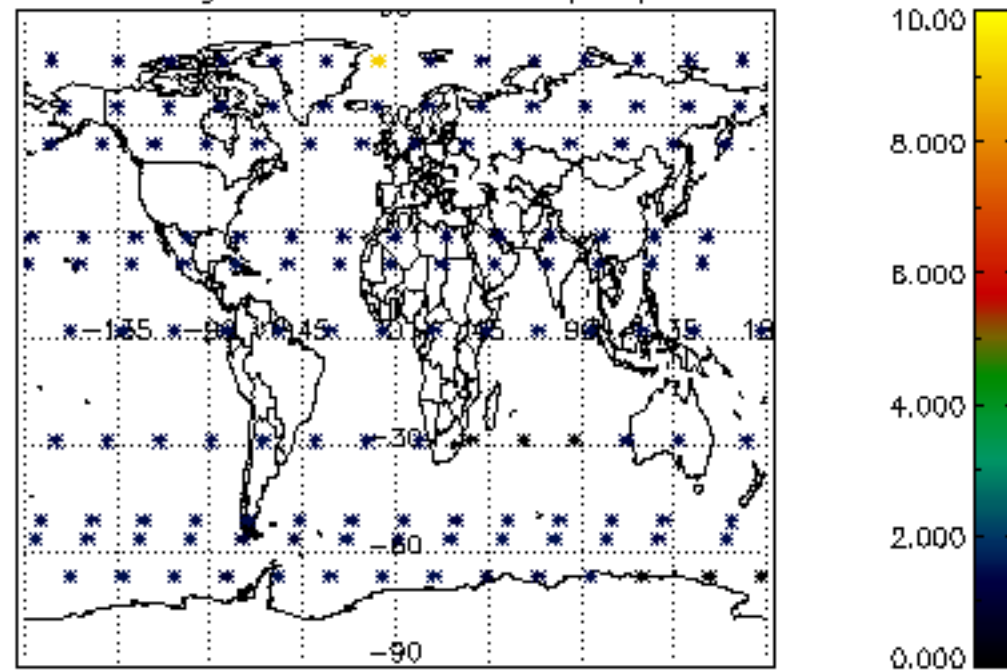




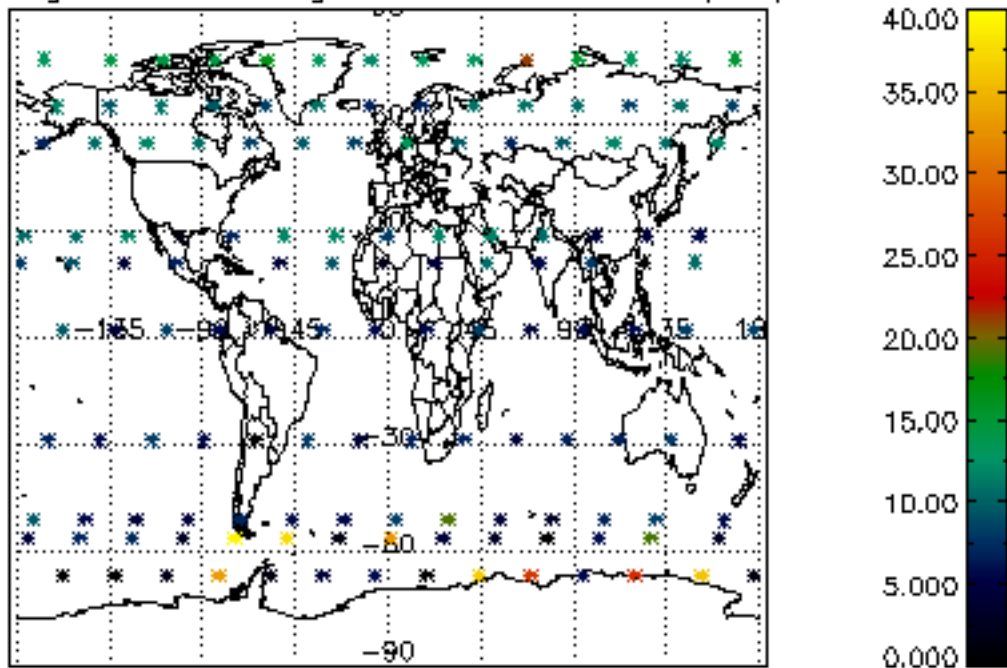
Percentage of cosmic ray hits per profile



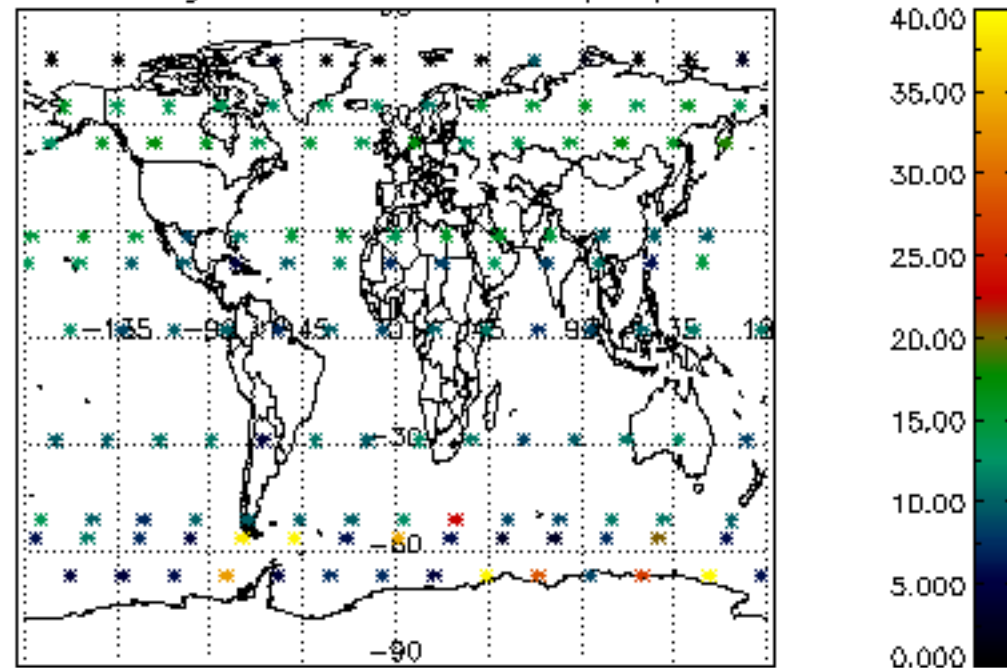
Percentage of datation errors per profile

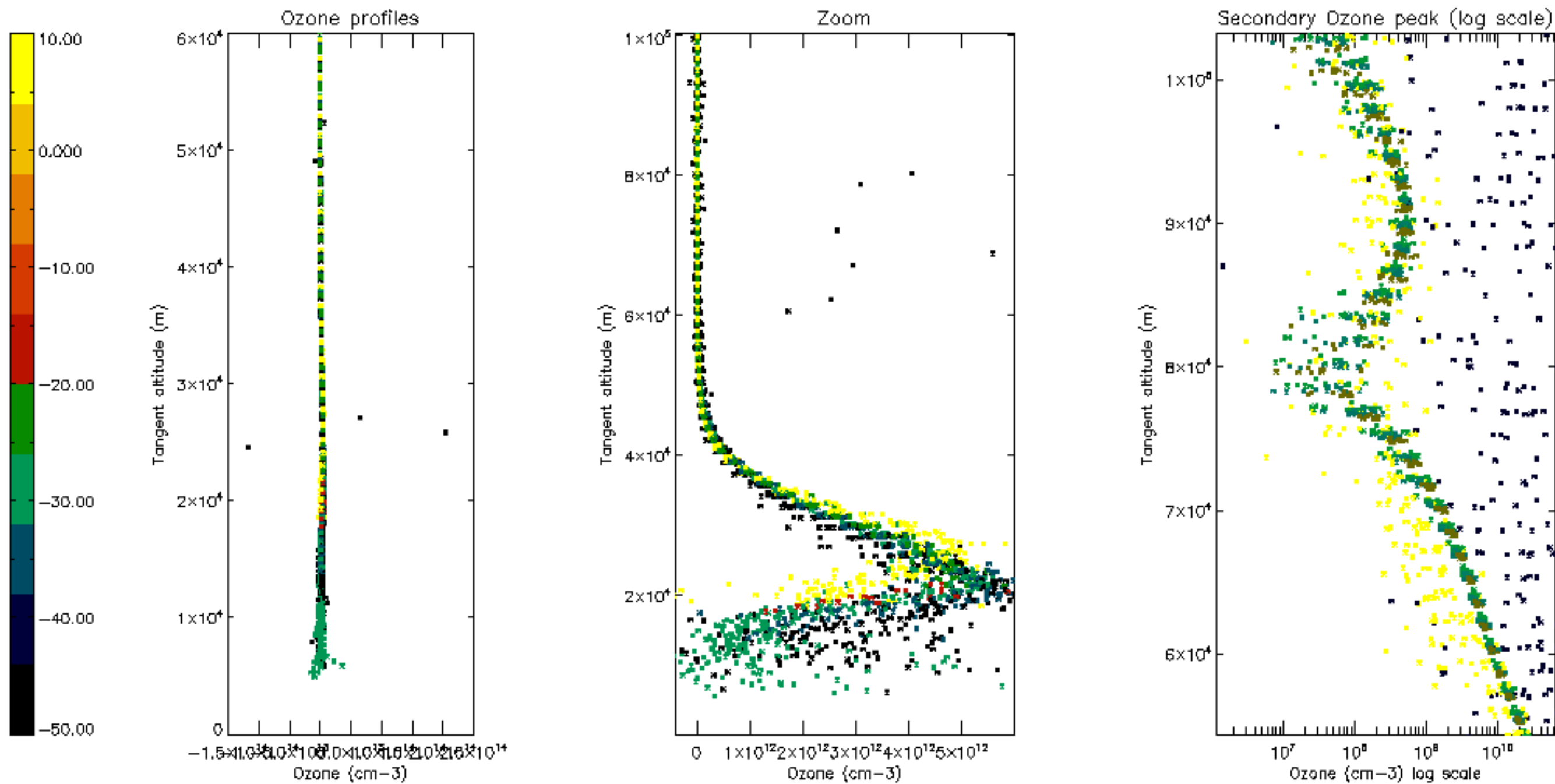


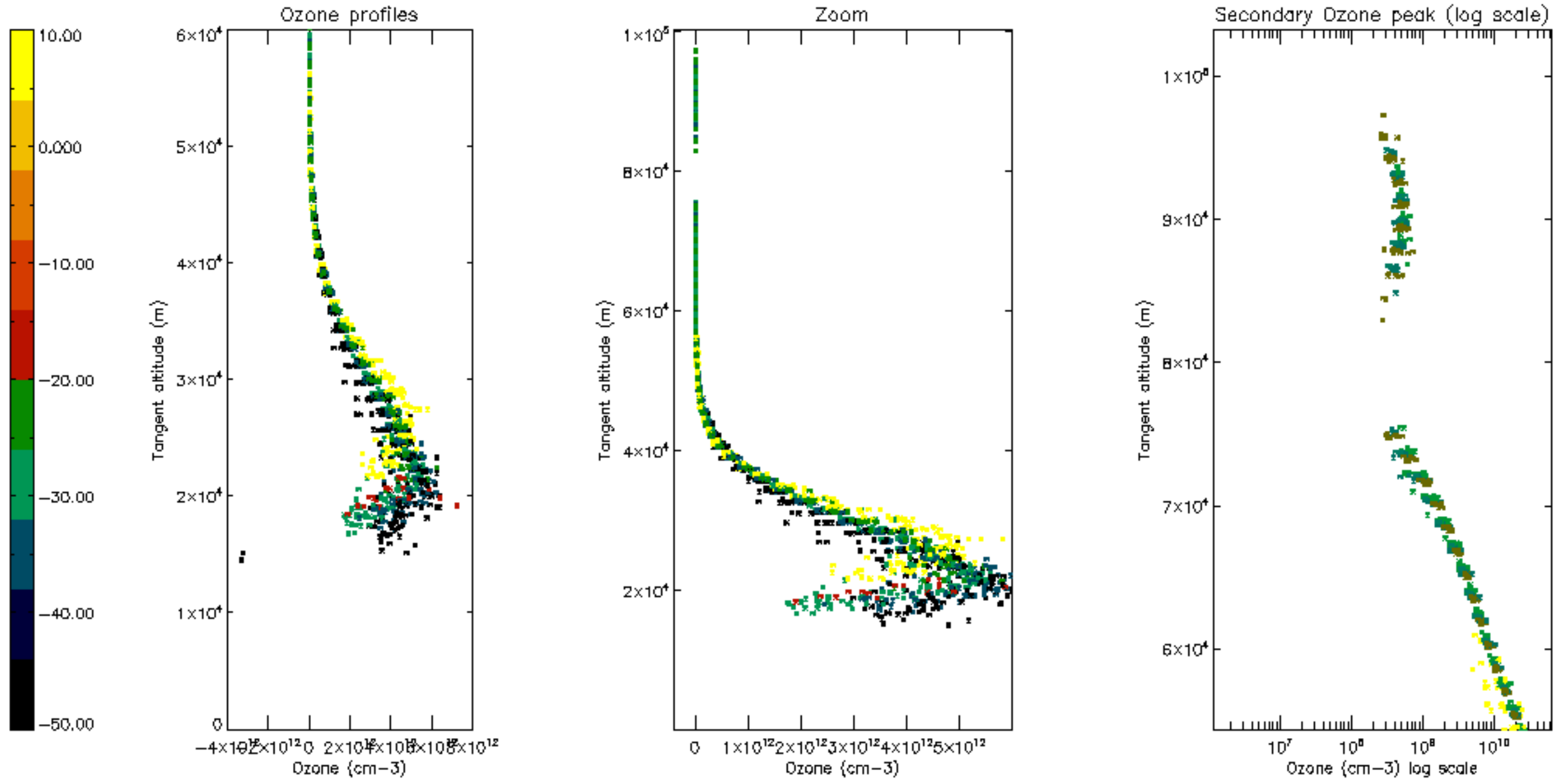
Percentage of star falling outside central band per profile

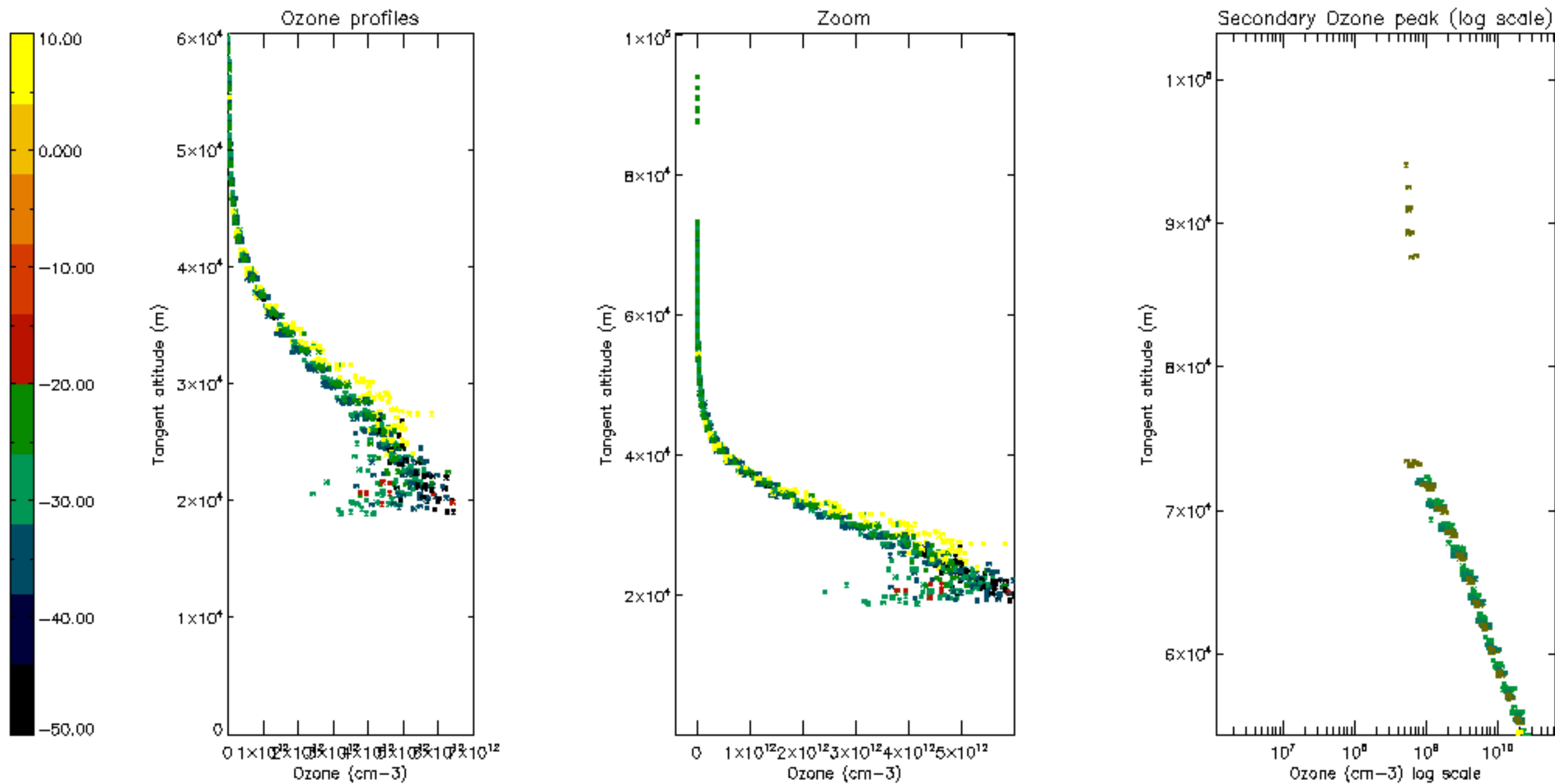


Percentage of saturation errors per profile

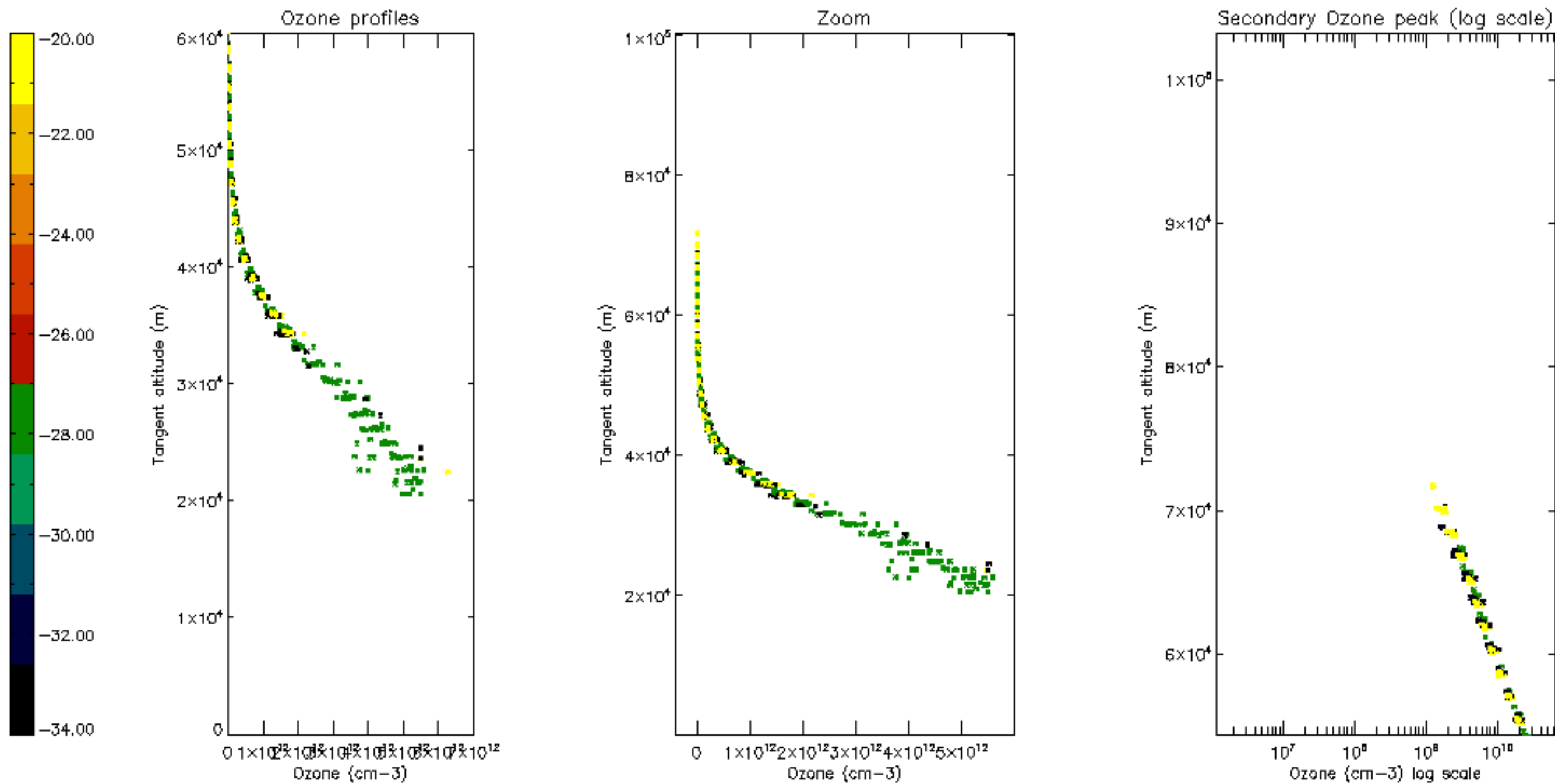


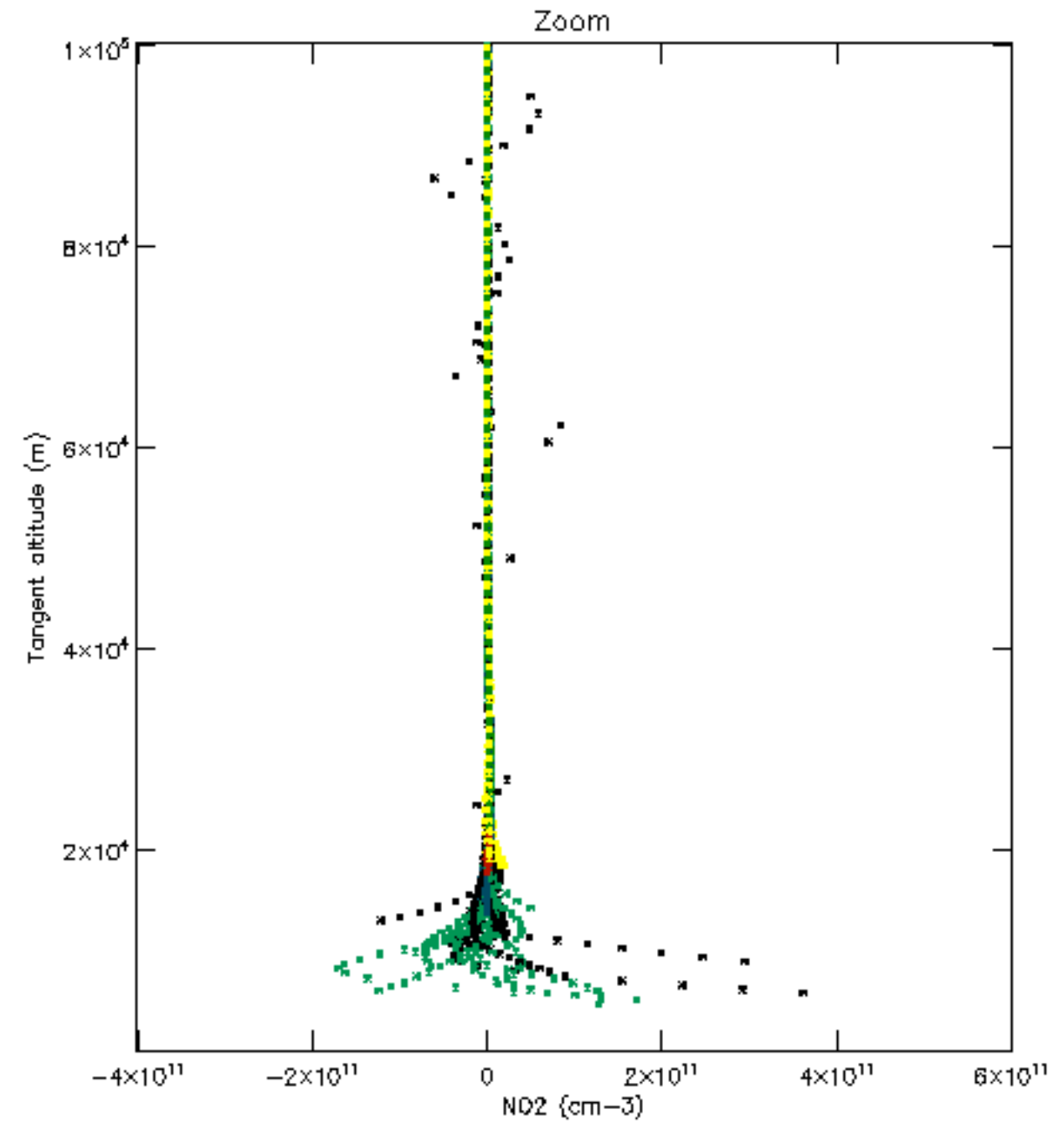
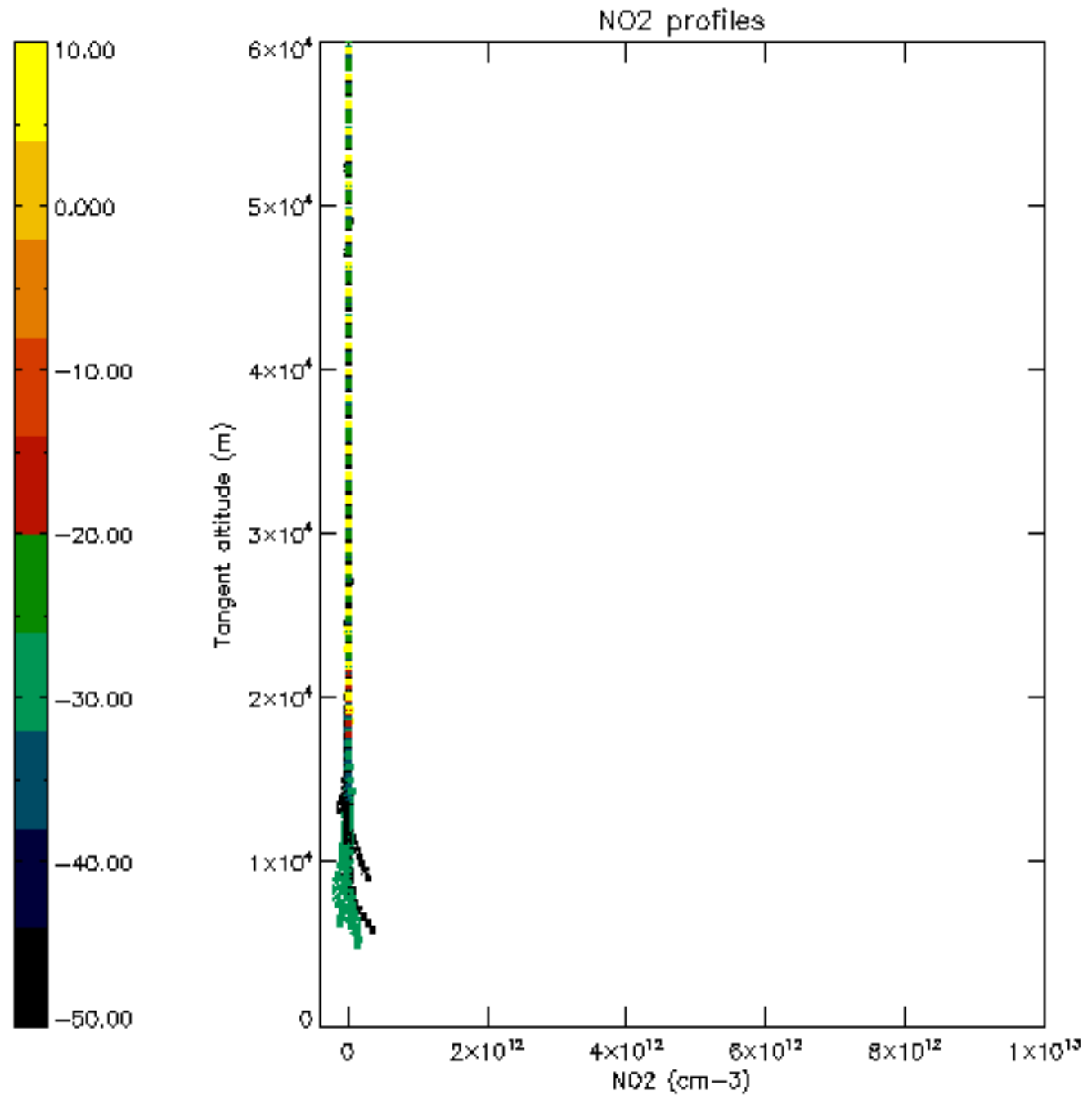


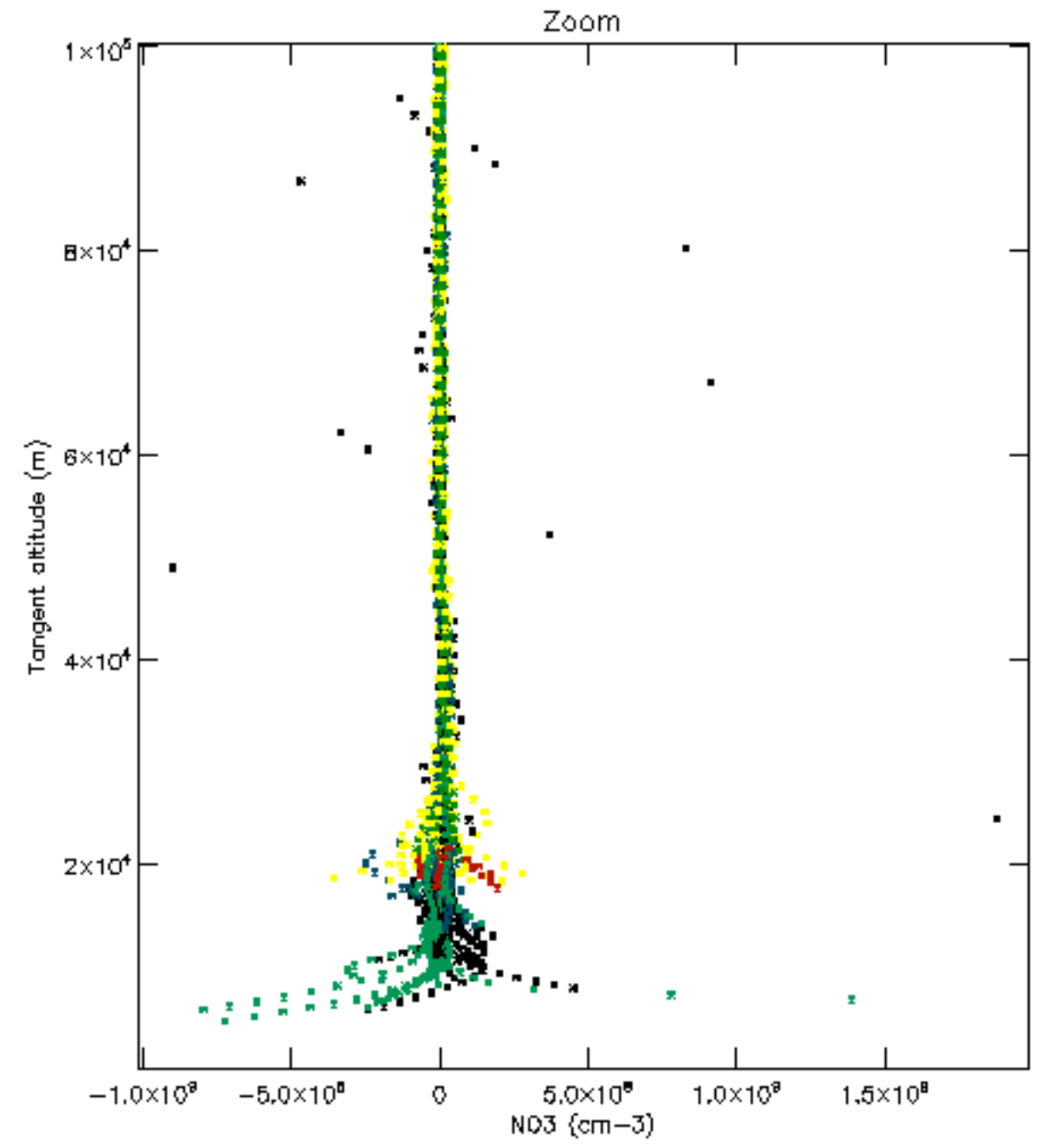
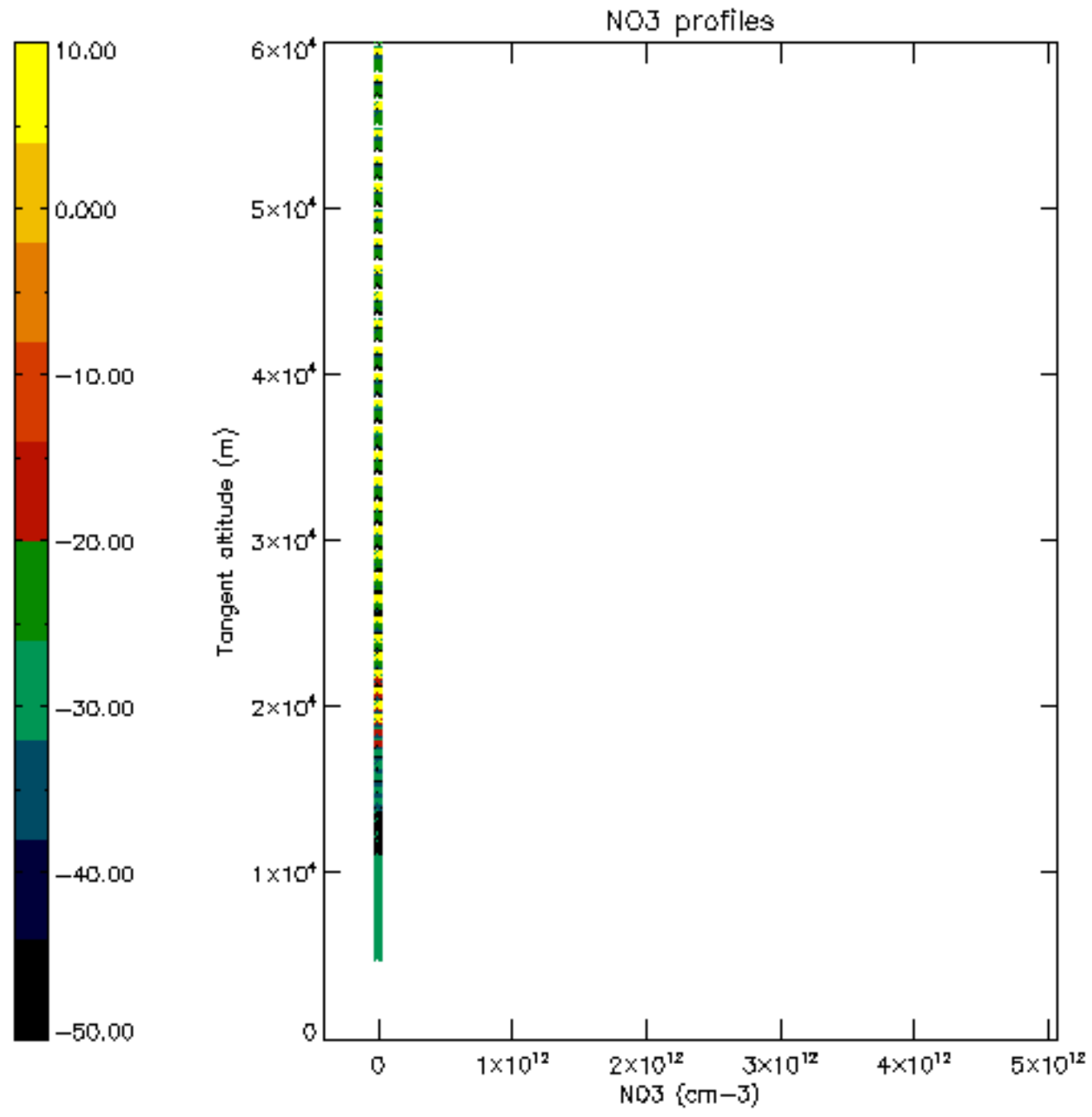


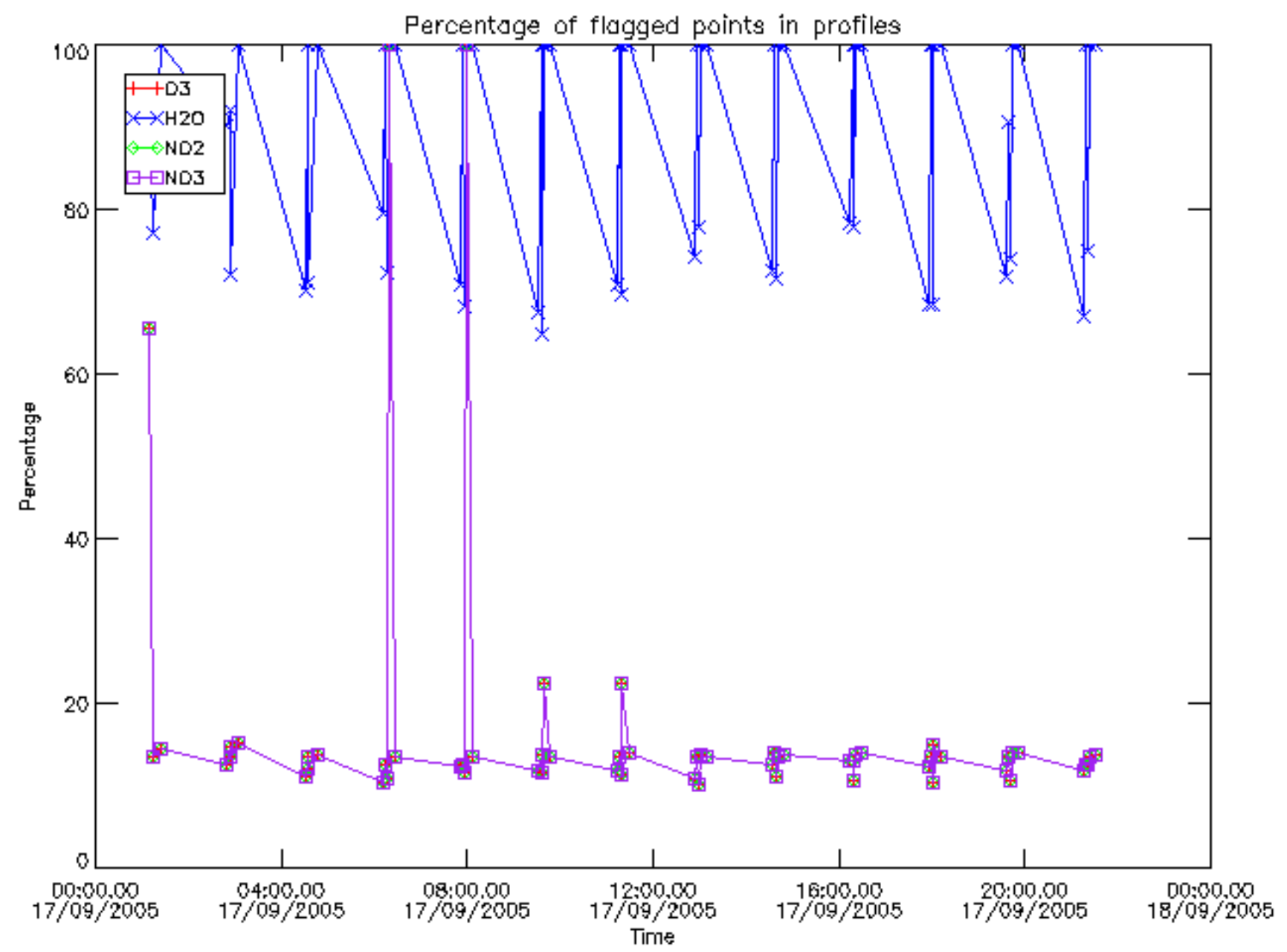






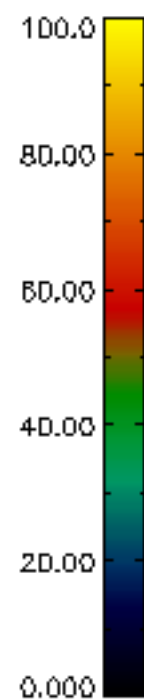
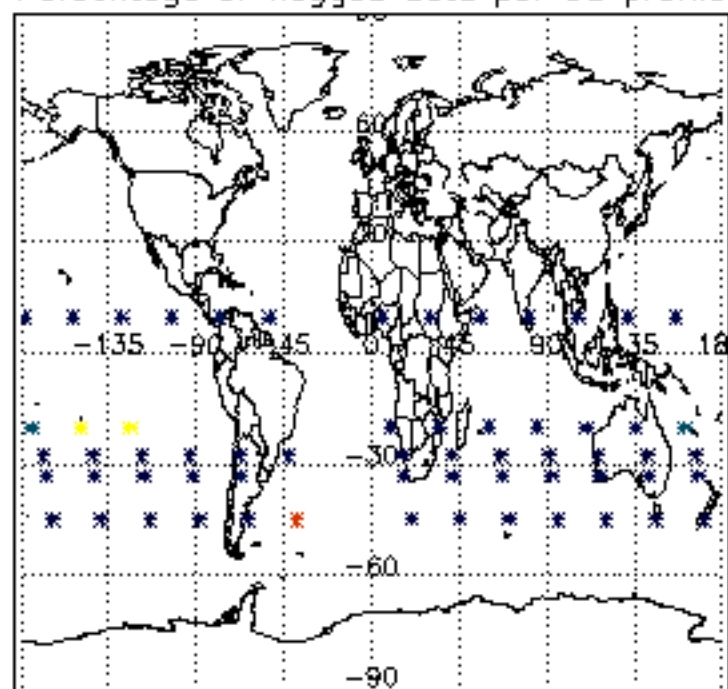




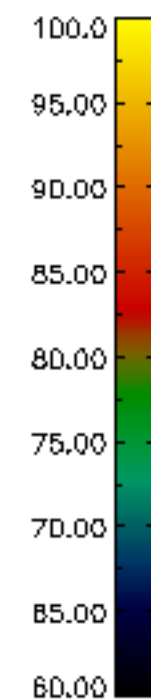
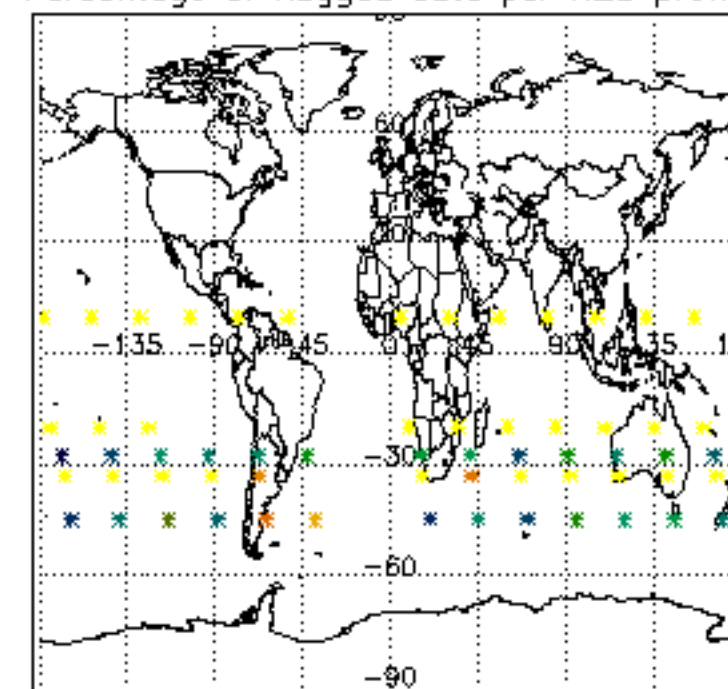




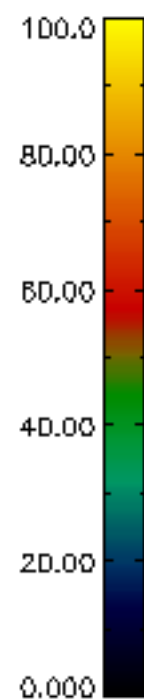
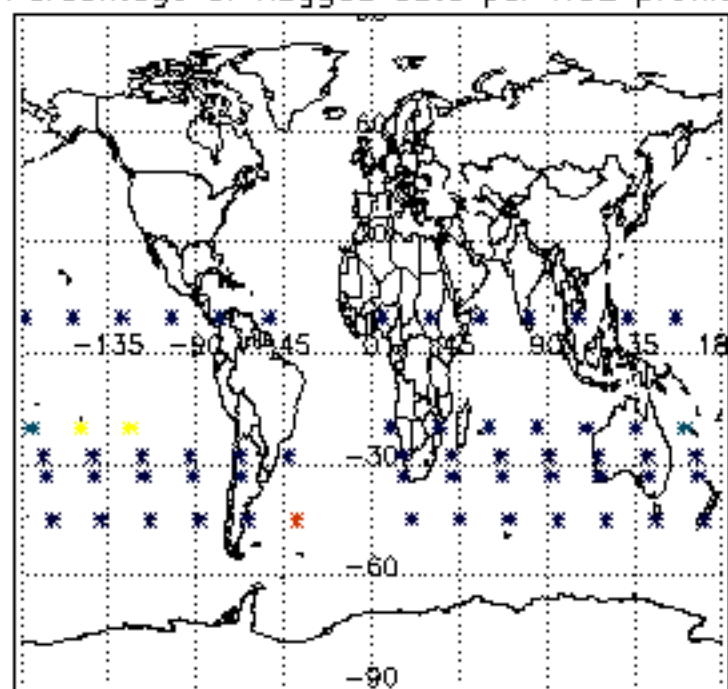
Percentage of flagged data per D3 profile



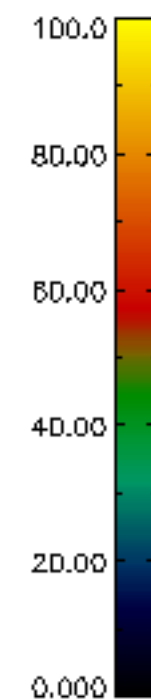
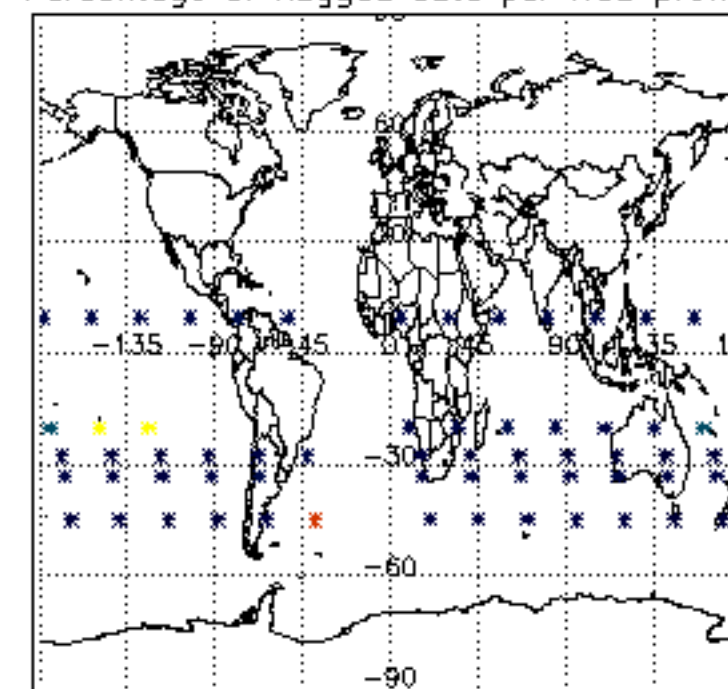
Percentage of flagged data per H2O profile

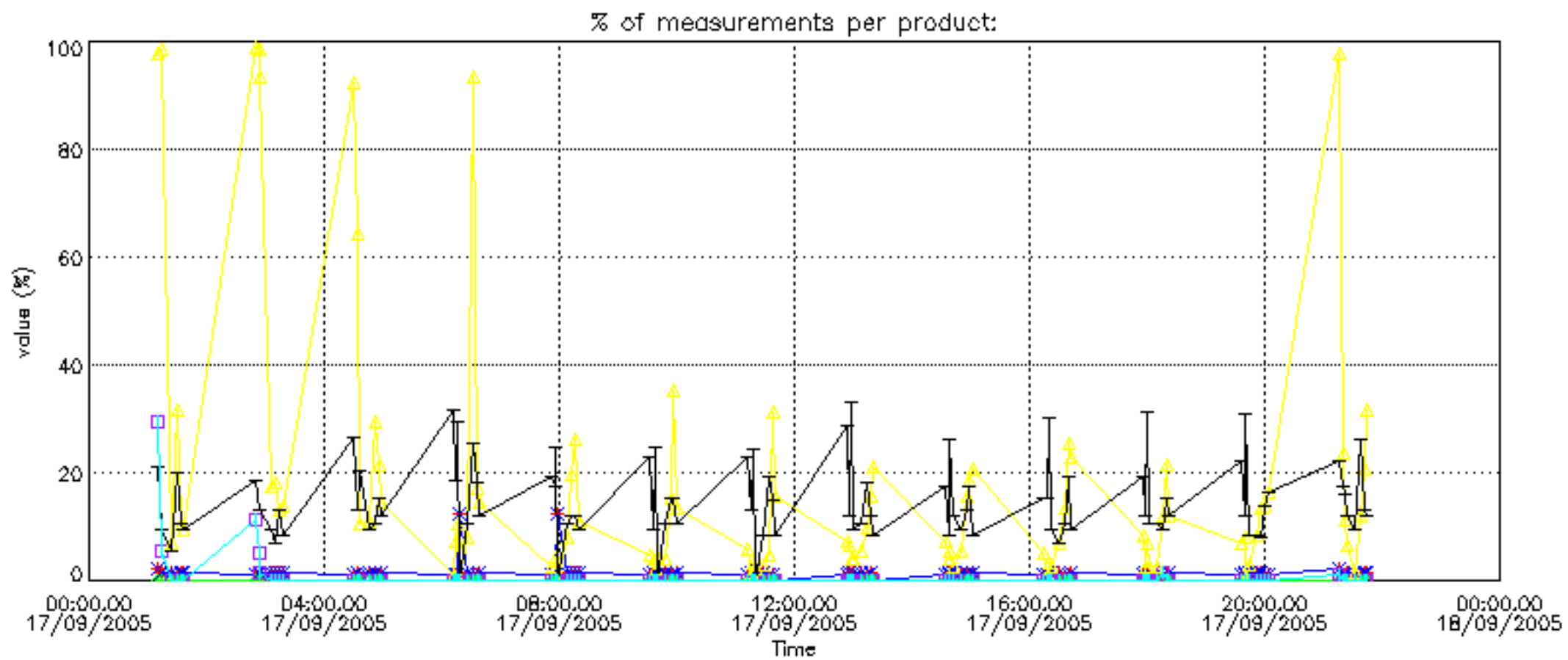


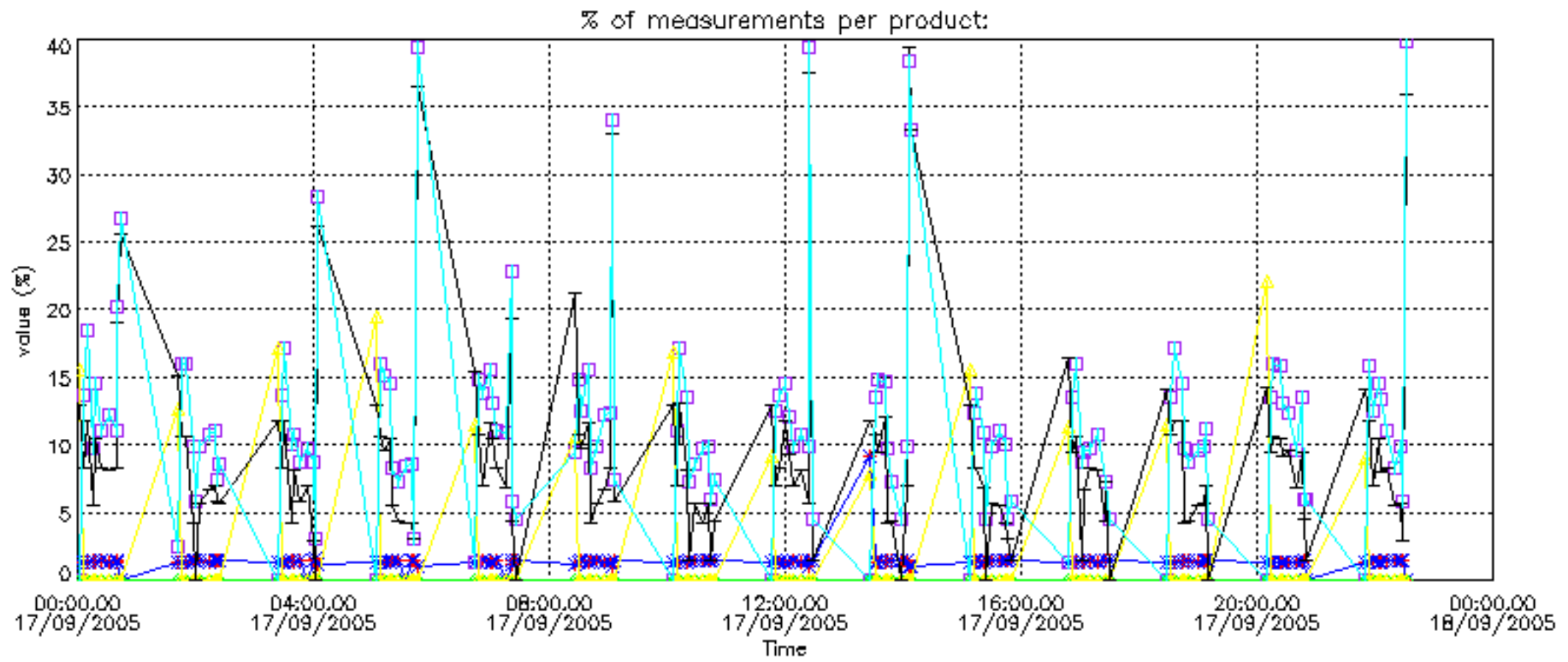
Percentage of flagged data per NO2 profile



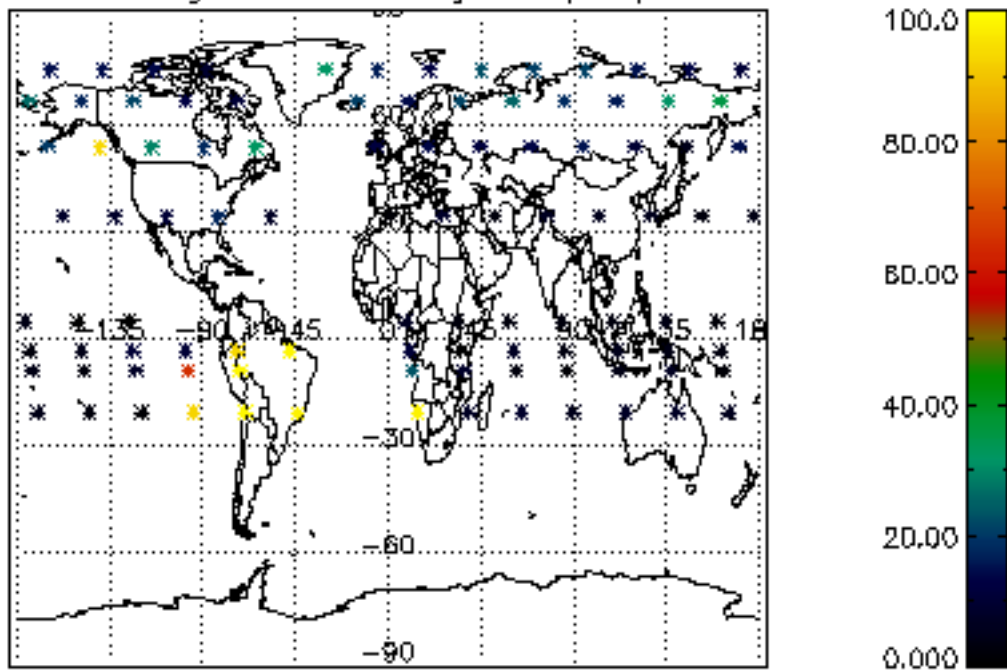
Percentage of flagged data per NO3 profile



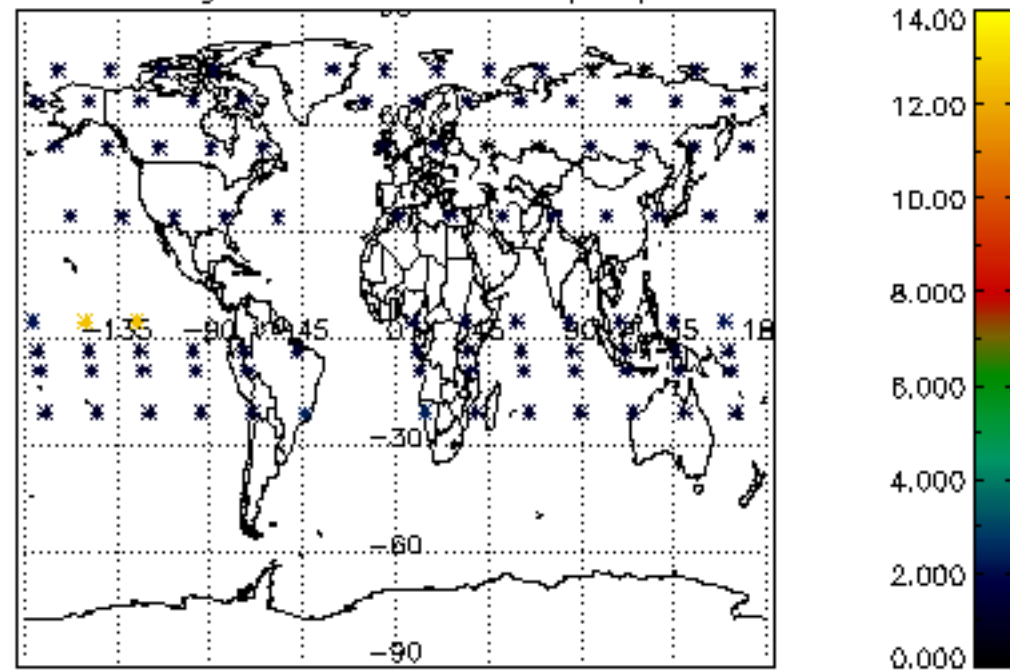




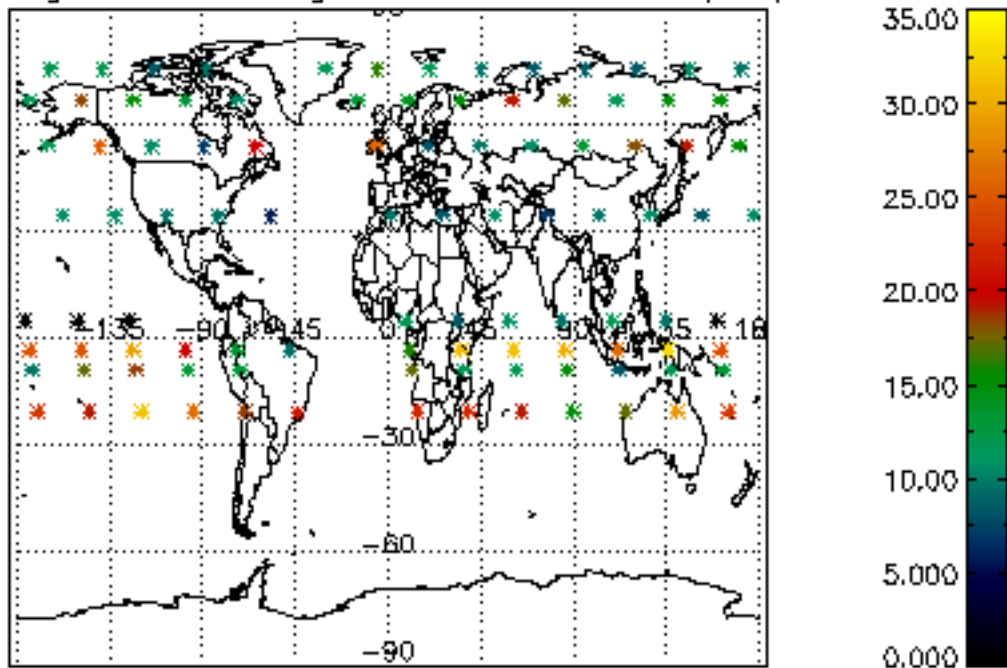
Percentage of cosmic ray hits per profile



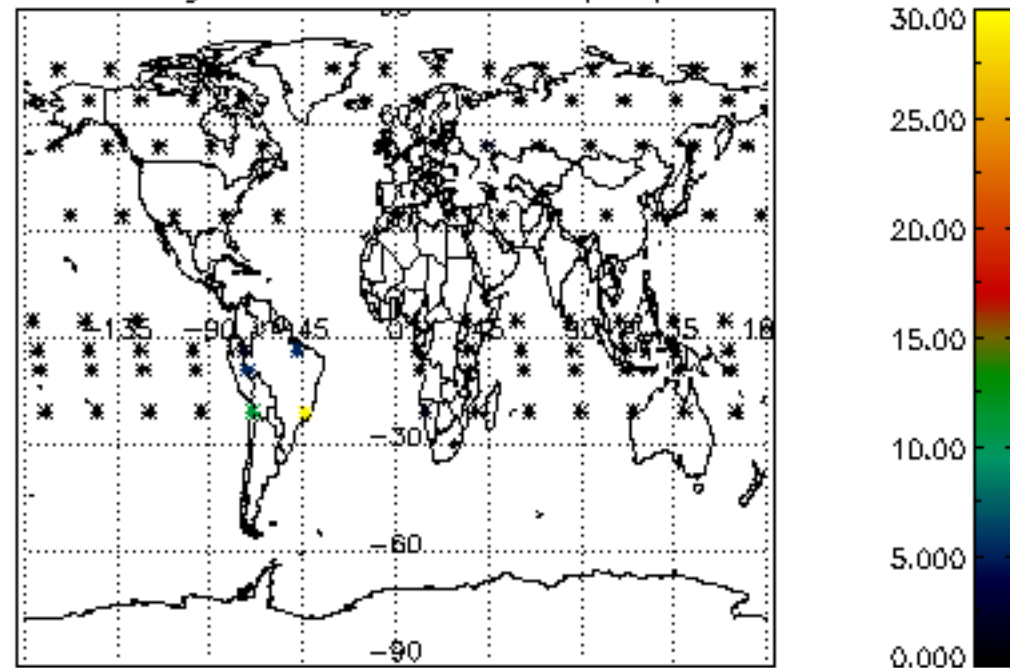
Percentage of datation errors per profile



Percentage of star falling outside central band per profile

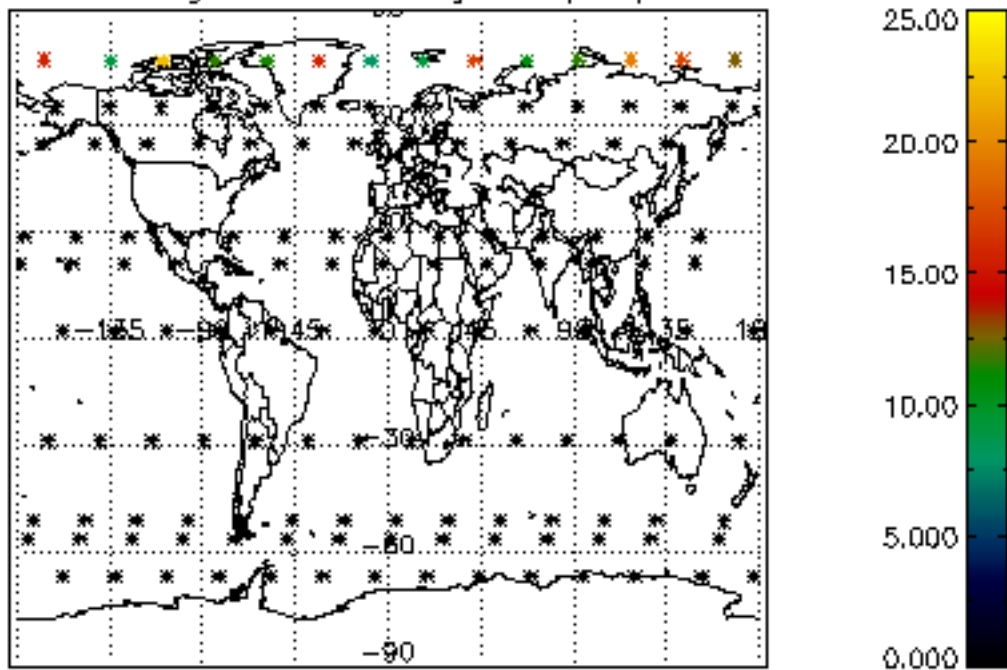


Percentage of saturation errors per profile

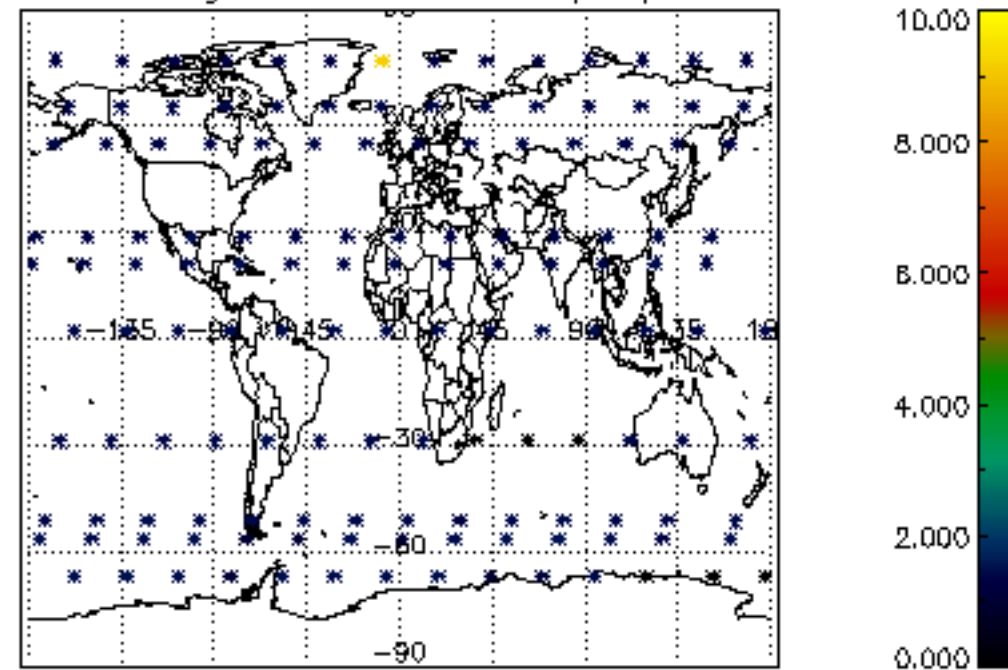




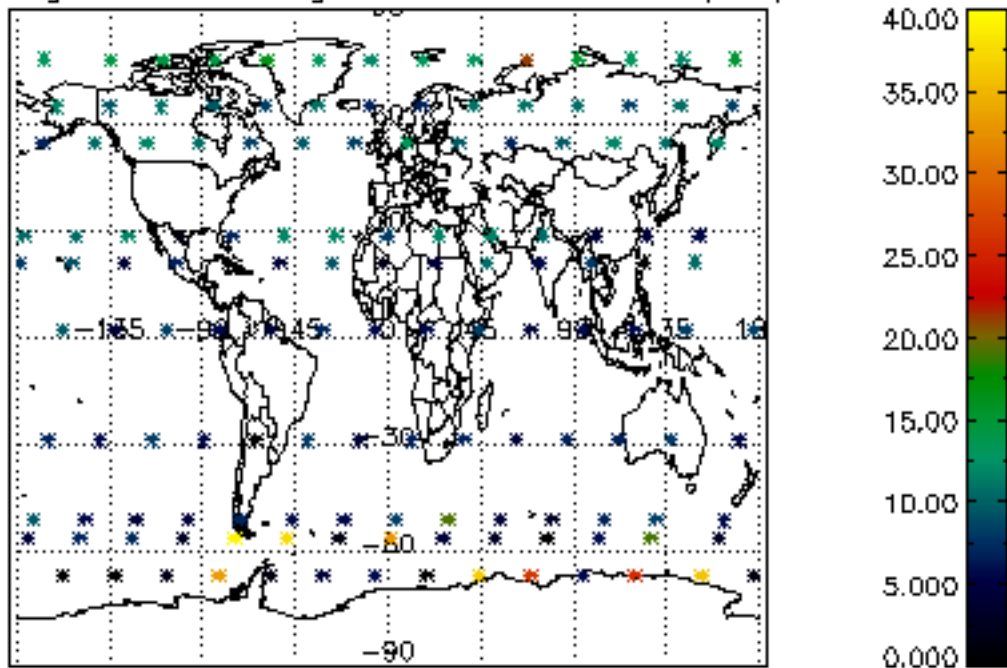
Percentage of cosmic ray hits per profile



Percentage of datation errors per profile



Percentage of star falling outside central band per profile



Percentage of saturation errors per profile

