

GOMOS Level 2 Daily Report

SUMMARY

[1. General Info](#)

[2. Summary of processed GOM_NL_2P products](#)

[3. Level 2 Quality information per product](#)

[3.1 Plot of level 2 quality information per product \(time dependant\)](#)

[3.2 Plot of level 2 quality information per product \(world map\)](#)

[4. Level 1 Quality information per product \(stored on level 2 products\)](#)

[4.1 Plot of level 1 quality information per product \(time dependant\)](#)

[4.1.1 Plot of level 1 quality information per product \(time dependant\): ASCENDING](#)

[4.1.2 Plot of level 1 quality information per product \(time dependant\): DESCENDING](#)

[4.2 Plot of level 1 quality information per product \(world map\)](#)

[4.2.1 Plot of level 1 quality information per product \(world map\): ASCENDING](#)

[4.2.2 Plot of level 1 quality information per product \(world map\): DESCENDING](#)

[5. Ozone profiles based on quality statistics and other trace gas profiles](#)

[5.1 Ozone statistics based on quality of products](#)

[5.2 Plot ozone profiles for all STD \(dark without errors\)](#)

[5.3 Plot ozone profiles where STD < 20% \(dark without errors\)](#)

[5.4. Plot ozone profiles where STD < 10% \(dark without errors\)](#)

[5.5. Plot ozone profiles where STD < 5% \(dark without errors\)](#)

[5.6 Plot NO2 profiles for all STD \(dark without errors\)](#)

[5.7 Plot NO3 profiles for all STD \(dark without errors\)](#)

[5.8 Plot H2O profiles \(only for occultations of stars 1,2,3,4,13,14,16,26,63 dark without errors\) for all STD](#)

[6. Auxiliary Data Files used for the production reported in section 2](#)

This report presents the daily analysis on parameters extracted from GOMOS level 2 data (GOM_NL__2P). It is intended to monitor some important parameters that will impact the quality of these products. A list of level 2 products (and content) that have arrived during the reporting day to the PCF is also given.

Item	Value
Time of report generation	18APR2013 10:59:00
Data source version	GOMOS/6.01
Start time of products	16-09-2005 (16SEP2005 00:00:00)
Stop time of products	17-09-2005 (17SEP2005 00:00:00)
Store outputs in DB	Yes
Nb of level 2 prods	244
Nb of prods with errors	0

2. Summary of processed GOM_NL__2P products.

Nr	Filename	UTC Start time	Limb	Duration	Star Id	Star Name	Star Mag	Star Temp	Nb Meas	Orbit	Prod. error
1	GOM_NL__2PRFIN20050916_000016_000000412040_00445_18535_6807.N1	16-SEP-2005 00:00:16	Dark	40.500	65	Lam Vel	2.2040	4400.0	81	18535	No
2	GOM_NL__2PRFIN20050916_000333_000000402040_00445_18535_6808.N1	16-SEP-2005 00:03:33	Dark	39.500	46	Del Vel	1.9540	10600.	79	18535	No
3	GOM_NL__2PRFIN20050916_000505_000000412040_00445_18535_6809.N1	16-SEP-2005 00:05:05	Dark	40.500	41	Eps Car	1.8600	4100.0	81	18535	No
4	GOM_NL__2PRFIN20050916_001540_000000372040_00446_18536_6942.N1	16-SEP-2005 00:15:40	Dark	37.000	135	Bet Hyi	2.8200	5800.0	74	18536	No
5	GOM_NL__2PRFIN20050916_002113_000000412040_00446_18536_6943.N1	16-SEP-2005 00:21:13	Straylight	40.500	148	Alp Tuc	2.8780	4100.0	81	18536	No
6	GOM_NL__2PRFIN20050916_002457_000000402040_00446_18536_6944.N1	16-SEP-2005 00:24:57	Straylight	39.500	31	Alp Gru	1.7340	15200.	79	18536	No
7	GOM_NL__2PRFIN20050916_002744_000000372040_00446_18536_6945.N1	16-SEP-2005 00:27:44	Straylight	37.000	172	Gam Gru	3.0030	13100.	74	18536	No
8	GOM_NL__2PRFIN20050916_003341_000000392040_00446_18536_6946.N1	16-SEP-2005 00:33:41	Twilight_and_stray	38.500	142	49Del Cap	2.8500	8900.0	77	18536	No
9	GOM_NL__2PRFIN20050916_003754_000000372040_00446_18536_6947.N1	16-SEP-2005 00:37:54	Bright	37.000	162	34Alp Aqr	2.9440	5350.0	74	18536	No
10	GOM_NL__2PRFIN20050916_004054_000000372040_00446_18536_6948.N1	16-SEP-2005 00:40:54	Bright	37.000	61	8Eps Peg	2.1000	3900.0	74	18536	No
11	GOM_NL__2PRFIN20050916_004813_000000362040_00446_18536_6949.N1	16-SEP-2005 00:48:13	Bright	36.000	92	53Eps Cyg	2.5000	4500.0	72	18536	No
12	GOM_NL__2PRFIN20050916_005020_000000372040_00446_18536_6950.N1	16-SEP-2005 00:50:20	Bright	36.500	66	37Gam Cyg	2.2080	5900.0	73	18536	No
13	GOM_NL__2PRFIN20050916_005540_000000252040_00446_18536_6951.N1	16-SEP-2005 00:55:40	Bright	25.000	89	5Alp Cep	2.4510	8000.0	50	18536	No
14	GOM_NL__2PRFIN20050916_010417_000000352040_00446_18536_6952.N1	16-SEP-2005 01:04:17	Bright	35.000	60	7Bet UMi	2.0810	3950.0	70	18536	No
15	GOM_NL__2PRFIN20050916_011040_000000372040_00446_18536_6953.N1	16-SEP-2005 01:10:40	Bright	36.500	36	50Alp UMa	1.8000	6300.0	73	18536	No
16	GOM_NL__2PRFIN20050916_011207_000000352040_00446_18536_6954.N1	16-SEP-2005 01:12:07	Bright	35.000	82	48Bet UMa	2.3650	10600.	70	18536	No
17	GOM_NL__2PRFIN20050916_011512_000000342040_00446_18536_6955.N1	16-SEP-2005 01:15:12	Bright	33.500	174	52Psi UMa	3.0040	4400.0	67	18536	No
18	GOM_NL__2PRFIN20050916_014052_000000442040_00446_18536_6956.N1	16-SEP-2005 01:40:52	Dark	43.500	65	Lam Vel	2.2040	4400.0	87	18536	No
19	GOM_NL__2PRFIN20050916_014409_000000372040_00446_18536_6957.N1	16-SEP-2005 01:44:09	Dark	36.500	46	Del Vel	1.9540	10600.	73	18536	No
20	GOM_NL__2PRFIN20050916_014541_000000482040_00446_18536_6958.N1	16-SEP-2005 01:45:41	Dark	47.500	41	Eps Car	1.8600	4100.0	95	18536	No
21	GOM_NL__2PRFIN20050916_015616_000000382040_00447_18537_6793.N1	16-SEP-2005 01:56:16	Dark	37.500	135	Bet Hyi	2.8200	5800.0	75	18537	No
22	GOM_NL__2PRFIN20050916_020149_000000392040_00447_18537_6794.N1	16-SEP-2005 02:01:49	Straylight	38.500	148	Alp Tuc	2.8780	4100.0	77	18537	No
23	GOM_NL__2PRFIN20050916_020533_000000392040_00447_18537_6795.N1	16-SEP-2005 02:05:33	Straylight	38.500	31	Alp Gru	1.7340	15200.	77	18537	No
24	GOM_NL__2PRFIN20050916_020820_000000382040_00447_18537_6796.N1	16-SEP-2005 02:08:20	Straylight	37.500	172	Gam Gru	3.0030	13100.	75	18537	No
25	GOM_NL__2PRFIN20050916_021416_000000402040_00447_18537_6797.N1	16-SEP-2005 02:14:16	Twilight_and_stray	39.500	142	49Del Cap	2.8500	8900.0	79	18537	No
26	GOM_NL__2PRFIN20050916_021830_000000382040_00447_18537_6798.N1	16-SEP-2005 02:18:30	Bright	38.000	162	34Alp Aqr	2.9440	5350.0	76	18537	No
27	GOM_NL__2PRFIN20050916_022130_000000372040_00447_18537_6799.N1	16-SEP-2005 02:21:30	Bright	36.500	61	8Eps Peg	2.1000	3900.0	73	18537	No
28	GOM_NL__2PRFIN20050916_022849_000000362040_00447_18537_6800.N1	16-SEP-2005 02:28:49	Bright	36.000	92	53Eps Cyg	2.5000	4500.0	72	18537	No
29	GOM_NL__2PRFIN20050916_023056_000000352040_00447_18537_6801.N1	16-SEP-2005 02:30:56	Bright	34.500	66	37Gam Cyg	2.2080	5900.0	69	18537	No
30	GOM_NL__2PRFIN20050916_023616_000000252040_00447_18537_6802.N1	16-SEP-2005 02:36:16	Twilight_and_stray	25.000	89	5Alp Cep	2.4510	8000.0	50	18537	No
31	GOM_NL__2PRFIN20050916_024453_000000362040_00447_18537_6803.N1	16-SEP-2005 02:44:53	Bright	36.000	60	7Bet UMi	2.0810	3950.0	72	18537	No
32	GOM_NL__2PRFIN20050916_025116_000000362040_00447_18537_6804.N1	16-SEP-2005 02:51:16	Bright	36.000	36	50Alp UMa	1.8000	6300.0	72	18537	No
33	GOM_NL__2PRFIN20050916_025243_000000522040_00447_18537_6805.N1	16-SEP-2005 02:52:43	Bright	52.000	82	48Bet UMa	2.3650	10600.	104	18537	No
34	GOM_NL__2PRFIN20050916_025548_000000532040_00447_18537_6806.N1	16-SEP-2005 02:55:48	Bright	53.000	174	52Psi UMa	3.0040	4400.0	106	18537	No
35	GOM_NL__2PRFIN20050916_032128_000000412040_00447_18537_6807.N1	16-SEP-2005 03:21:28	Dark	41.000	65	Lam Vel	2.2040	4400.0	82	18537	No
36	GOM_NL__2PRFIN20050916_032445_000000382040_00447_18537_6808.N1	16-SEP-2005 03:24:45	Dark	37.500	46	Del Vel	1.9540	10600.	75	18537	No
37	GOM_NL__2PRFIN20050916_032617_000000492040_00447_18537_6809.N1	16-SEP-2005 03:26:17	Dark	48.500	41	Eps Car	1.8600	4100.0	97	18537	No
38	GOM_NL__2PRFIN20050916_033653_000000372040_00448_18538_6793.N1	16-SEP-2005 03:36:53	Dark	37.000	135	Bet Hyi	2.8200	5800.0	74	18538	No
39	GOM_NL__2PRFIN20050916_034225_000000412040_00448_18538_6794.N1	16-SEP-2005 03:42:25	Straylight	41.000	148	Alp Tuc	2.8780	4100.0	82	18538	No
40	GOM_NL__2PRFIN20050916_034609_000000412040_00448_18538_6795.N1	16-SEP-2005 03:46:09	Straylight	41.000	31	Alp Gru	1.7340	15200.	82	18538	No
41	GOM_NL__2PRFIN20050916_034856_000000392040_00448_18538_6796.N1	16-SEP-2005 03:48:56	Straylight	38.500	172	Gam Gru	3.0030	13100.	77	18538	No
42	GOM_NL__2PRFIN20050916_035453_000000372040_00448_18538_6797.N1	16-SEP-2005 03:54:53	Twilight_and_stray	36.500	142	49Del Cap	2.8500	8900.0	73	18538	No

43	GOM_NL__2PRFIN20050916_035906_000000372040_00448_18538_6798.N1	16-SEP-2005 03:59:06	Bright	37.000	162	34Alp Aqr	2.9440	5350.0	74	18538	No
44	GOM_NL__2PRFIN20050916_040206_000000382040_00448_18538_6799.N1	16-SEP-2005 04:02:06	Bright	38.000	61	8Eps Peg	2.1000	3900.0	76	18538	No
45	GOM_NL__2PRFIN20050916_040925_000000352040_00448_18538_6800.N1	16-SEP-2005 04:09:25	Bright	35.000	92	53Eps Cyg	2.5000	4500.0	70	18538	No
46	GOM_NL__2PRFIN20050916_041133_000000372040_00448_18538_6801.N1	16-SEP-2005 04:11:33	Bright	37.000	66	37Gam Cyg	2.2080	5900.0	74	18538	No
47	GOM_NL__2PRFIN20050916_041652_000000352040_00448_18538_6802.N1	16-SEP-2005 04:16:52	Bright	35.000	89	5Alp Cep	2.4510	8000.0	70	18538	No
48	GOM_NL__2PRFIN20050916_042530_000000372040_00448_18538_6803.N1	16-SEP-2005 04:25:30	Bright	37.000	60	7Bet UMi	2.0810	3950.0	74	18538	No
49	GOM_NL__2PRFIN20050916_043153_000000352040_00448_18538_6804.N1	16-SEP-2005 04:31:53	Bright	35.000	36	50Alp UMa	1.8000	6300.0	70	18538	No
50	GOM_NL__2PRFIN20050916_043319_000000402040_00448_18538_6805.N1	16-SEP-2005 04:33:19	Bright	40.000	82	48Bet UMa	2.3650	10600.	80	18538	No
51	GOM_NL__2PRFIN20050916_043624_000000342040_00448_18538_6806.N1	16-SEP-2005 04:36:24	Bright	33.500	174	52Psi UMa	3.0040	4400.0	67	18538	No
52	GOM_NL__2PRFIN20050916_050204_000000392040_00448_18538_6807.N1	16-SEP-2005 05:02:04	Dark	39.000	65	Lam Vel	2.2040	4400.0	78	18538	No
53	GOM_NL__2PRFIN20050916_050521_000000402040_00448_18538_6808.N1	16-SEP-2005 05:05:21	Dark	40.000	46	Del Vel	1.9540	10600.	80	18538	No
54	GOM_NL__2PRFIN20050916_050653_000000382040_00448_18538_6809.N1	16-SEP-2005 05:06:53	Dark	38.000	41	Eps Car	1.8600	4100.0	76	18538	No
55	GOM_NL__2PRFIN20050916_051729_000000372040_00449_18539_6793.N1	16-SEP-2005 05:17:29	Dark	37.000	135	Bet Hyi	2.8200	5800.0	74	18539	No
56	GOM_NL__2PRFIN20050916_052301_000000392040_00449_18539_6794.N1	16-SEP-2005 05:23:01	Straylight	38.500	148	Alp Tuc	2.8780	4100.0	77	18539	No
57	GOM_NL__2PRFIN20050916_052645_000000392040_00449_18539_6795.N1	16-SEP-2005 05:26:45	Straylight	38.500	31	Alp Gru	1.7340	15200.	77	18539	No
58	GOM_NL__2PRFIN20050916_052932_000000382040_00449_18539_6796.N1	16-SEP-2005 05:29:32	Straylight	38.000	172	Gam Gru	3.0030	13100.	76	18539	No
59	GOM_NL__2PRFIN20050916_053529_000000412040_00449_18539_6797.N1	16-SEP-2005 05:35:29	Twl_and_stray	40.500	142	49Del Cap	2.8500	8900.0	81	18539	No
60	GOM_NL__2PRFIN20050916_053942_000000372040_00449_18539_6798.N1	16-SEP-2005 05:39:42	Bright	36.500	162	34Alp Aqr	2.9440	5350.0	73	18539	No
61	GOM_NL__2PRFIN20050916_054242_000000372040_00449_18539_6799.N1	16-SEP-2005 05:42:42	Bright	37.000	61	8Eps Peg	2.1000	3900.0	74	18539	No
62	GOM_NL__2PRFIN20050916_055002_000000392040_00449_18539_6800.N1	16-SEP-2005 05:50:02	Bright	38.500	92	53Eps Cyg	2.5000	4500.0	77	18539	No
63	GOM_NL__2PRFIN20050916_055209_000000372040_00449_18539_6801.N1	16-SEP-2005 05:52:09	Bright	36.500	66	37Gam Cyg	2.2080	5900.0	73	18539	No
64	GOM_NL__2PRFIN20050916_055728_000000362040_00449_18539_6802.N1	16-SEP-2005 05:57:28	Bright	35.500	89	5Alp Cep	2.4510	8000.0	71	18539	No
65	GOM_NL__2PRFIN20050916_060606_000000372040_00449_18539_6803.N1	16-SEP-2005 06:06:06	Bright	36.500	60	7Bet UMi	2.0810	3950.0	73	18539	No
66	GOM_NL__2PRFIN20050916_061229_000000362040_00449_18539_6804.N1	16-SEP-2005 06:12:29	Bright	35.500	36	50Alp UMa	1.8000	6300.0	71	18539	No
67	GOM_NL__2PRFIN20050916_061355_000000342040_00449_18539_6805.N1	16-SEP-2005 06:13:55	Bright	34.000	82	48Bet UMa	2.3650	10600.	68	18539	No
68	GOM_NL__2PRFIN20050916_061700_000000452040_00449_18539_6806.N1	16-SEP-2005 06:17:00	Bright	45.000	174	52Psi UMa	3.0040	4400.0	90	18539	No
69	GOM_NL__2PRFIN20050916_064240_000000432040_00449_18539_6807.N1	16-SEP-2005 06:42:40	Dark	43.000	65	Lam Vel	2.2040	4400.0	86	18539	No
70	GOM_NL__2PRFIN20050916_064558_000000422040_00449_18539_6808.N1	16-SEP-2005 06:45:58	Dark	42.000	46	Del Vel	1.9540	10600.	84	18539	No
71	GOM_NL__2PRFIN20050916_064729_000000492040_00449_18539_6809.N1	16-SEP-2005 06:47:29	Dark	49.000	41	Eps Car	1.8600	4100.0	98	18539	No
72	GOM_NL__2PRFIN20050916_065805_000000372040_00450_18540_6813.N1	16-SEP-2005 06:58:05	Dark	37.000	135	Bet Hyi	2.8200	5800.0	74	18540	No
73	GOM_NL__2PRFIN20050916_070337_000000432040_00450_18540_6814.N1	16-SEP-2005 07:03:37	Straylight	43.000	148	Alp Tuc	2.8780	4100.0	86	18540	No
74	GOM_NL__2PRFIN20050916_070721_000000372040_00450_18540_6815.N1	16-SEP-2005 07:07:21	Straylight	37.000	31	Alp Gru	1.7340	15200.	74	18540	No
75	GOM_NL__2PRFIN20050916_071008_000000372040_00450_18540_6816.N1	16-SEP-2005 07:10:08	Straylight	37.000	172	Gam Gru	3.0030	13100.	74	18540	No
76	GOM_NL__2PRFIN20050916_071605_000000392040_00450_18540_6817.N1	16-SEP-2005 07:16:05	Twl_and_stray	39.000	142	49Del Cap	2.8500	8900.0	78	18540	No
77	GOM_NL__2PRFIN20050916_072018_000000372040_00450_18540_6818.N1	16-SEP-2005 07:20:18	Bright	37.000	162	34Alp Aqr	2.9440	5350.0	74	18540	No
78	GOM_NL__2PRFIN20050916_072319_000000372040_00450_18540_6819.N1	16-SEP-2005 07:23:19	Bright	36.500	61	8Eps Peg	2.1000	3900.0	73	18540	No
79	GOM_NL__2PRFIN20050916_073038_000000392040_00450_18540_6820.N1	16-SEP-2005 07:30:38	Bright	39.000	92	53Eps Cyg	2.5000	4500.0	78	18540	No
80	GOM_NL__2PRFIN20050916_073246_000000382040_00450_18540_6821.N1	16-SEP-2005 07:32:46	Bright	38.000	66	37Gam Cyg	2.2080	5900.0	76	18540	No
81	GOM_NL__2PRFIN20050916_073805_000000362040_00450_18540_6822.N1	16-SEP-2005 07:38:05	Bright	36.000	89	5Alp Cep	2.4510	8000.0	72	18540	No
82	GOM_NL__2PRFIN20050916_074642_000000372040_00450_18540_6823.N1	16-SEP-2005 07:46:42	Bright	36.500	60	7Bet UMi	2.0810	3950.0	73	18540	No
83	GOM_NL__2PRFIN20050916_075305_000000372040_00450_18540_6824.N1	16-SEP-2005 07:53:05	Bright	36.500	36	50Alp UMa	1.8000	6300.0	73	18540	No
84	GOM_NL__2PRFIN20050916_075431_000000402040_00450_18540_6825.N1	16-SEP-2005 07:54:31	Bright	39.500	82	48Bet UMa	2.3650	10600.	79	18540	No
85	GOM_NL__2PRFIN20050916_075737_000000342040_00450_18540_6826.N1	16-SEP-2005 07:57:37	Bright	33.500	174	52Psi UMa	3.0040	4400.0	67	18540	No
86	GOM_NL__2PRFIN20050916_082317_000000412040_00450_18540_6827.N1	16-SEP-2005 08:23:17	Dark	41.000	65	Lam Vel	2.2040	4400.0	82	18540	No
87	GOM_NL__2PRFIN20050916_082634_000000392040_00450_18540_6828.N1	16-SEP-2005 08:26:34	Dark	39.000	46	Del Vel	1.9540	10600.	78	18540	No
88	GOM_NL__2PRFIN20050916_082806_000000422040_00450_18540_6829.N1	16-SEP-2005 08:28:06	Dark	42.000	41	Eps Car	1.8600	4100.0	84	18540	No
89	GOM_NL__2PRFIN20050916_083841_000000382040_00451_18541_6813.N1	16-SEP-2005 08:38:41	Dark	37.500	135	Bet Hyi	2.8200	5800.0	75	18541	No
90	GOM_NL__2PRFIN20050916_084413_000000412040_00451_18541_6814.N1	16-SEP-2005 08:44:13	Straylight	41.000	148	Alp Tuc	2.8780	4100.0	82	18541	No
91	GOM_NL__2PRFIN20050916_084757_000000402040_00451_18541_6815.N1	16-SEP-2005 08:47:57	Straylight	40.000	31	Alp Gru	1.7340	15200.	80	18541	No
92	GOM_NL__2PRFIN20050916_085044_000000382040_00451_18541_6816.N1	16-SEP-2005 08:50:44	Straylight	37.500	172	Gam Gru	3.0030	13100.	75	18541	No
93	GOM_NL__2PRFIN20050916_085641_000000392040_00451_18541_6817.N1	16-SEP-2005 08:56:41	Twl_and_stray	38.500	142	49Del Cap	2.8500	8900.0	77	18541	No
94	GOM_NL__2PRFIN20050916_090054_000000382040_00451_18541_6818.N1	16-SEP-2005 09:00:54	Bright	37.500	162	34Alp Aqr	2.9440	5350.0	75	18541	No
95	GOM_NL__2PRFIN20050916_090355_000000372040_00451_18541_6819.N1	16-SEP-2005 09:03:55	Bright	36.500	61	8Eps Peg	2.1000	3900.0	73	18541	No
96	GOM_NL__2PRFIN20050916_091114_000000382040_00451_18541_6820.N1	16-SEP-2005 09:11:14	Bright	37.500	92	53Eps Cyg	2.5000	4500.0	75	18541	No
97	GOM_NL__2PRFIN20050916_091322_000000392040_00451_18541_6821.N1	16-SEP-2005 09:13:22	Bright	38.500	66	37Gam Cyg	2.2080	5900.0	77	18541	No
98	GOM_NL__2PRFIN20050916_091841_000000352040_00451_18541_6822.N1	16-SEP-2005 09:18:41	Bright	35.000	89	5Alp Cep	2.4510	8000.0	70	18541	No
99	GOM_NL__2PRFIN20050916_092718_000000362040_00451_18541_6823.N1	16-SEP-2005 09:27:18	Bright	36.000	60	7Bet UMi	2.0810	3950.0	72	18541	No
100	GOM_NL__2PRFIN20050916_093341_000000372040_00451_18541_6824.N1	16-SEP-2005 09:33:41	Bright	36.500	36	50Alp UMa	1.8000	6300.0	73	18541	No
101	GOM_NL__2PRFIN20050916_093508_000000352040_00451_18541_6825.N1	16-SEP-2005 09:35:08	Bright	34.500	82	48Bet UMa	2.3650	10600.	69	18541	No

102	GOM_NL__2PRFIN20050916_093813_000000402040_00451_18541_6826.N1	16-SEP-2005 09:38:13	Bright	40.000	174	52Psi UMa	3.0040	4400.0	80	18541	No
103	GOM_NL__2PRFIN20050916_100352_000000442040_00451_18541_6827.N1	16-SEP-2005 10:03:52	Dark	44.000	65	Lam Vel	2.2040	4400.0	88	18541	No
104	GOM_NL__2PRFIN20050916_100710_000000392040_00451_18541_6828.N1	16-SEP-2005 10:07:10	Dark	39.000	46	Del Vel	1.9540	10600.	78	18541	No
105	GOM_NL__2PRFIN20050916_100842_000000462040_00451_18541_6829.N1	16-SEP-2005 10:08:42	Dark	45.500	41	Eps Car	1.8600	4100.0	91	18541	No
106	GOM_NL__2PRFIN20050916_101917_000000372040_00452_18542_6813.N1	16-SEP-2005 10:19:17	Dark	37.000	135	Bet Hyi	2.8200	5800.0	74	18542	No
107	GOM_NL__2PRFIN20050916_102449_000000382040_00452_18542_6814.N1	16-SEP-2005 10:24:49	Straylight	37.500	148	Alp Tuc	2.8780	4100.0	75	18542	No
108	GOM_NL__2PRFIN20050916_102833_000000402040_00452_18542_6815.N1	16-SEP-2005 10:28:33	Straylight	40.000	31	Alp Gru	1.7340	15200.	80	18542	No
109	GOM_NL__2PRFIN20050916_103120_000000362040_00452_18542_6816.N1	16-SEP-2005 10:31:20	Straylight	36.000	172	Gam Gru	3.0030	13100.	72	18542	No
110	GOM_NL__2PRFIN20050916_103717_000000412040_00452_18542_6817.N1	16-SEP-2005 10:37:17	Tw_i_and_stray	41.000	142	49Del Cap	2.8500	8900.0	82	18542	No
111	GOM_NL__2PRFIN20050916_104131_000000372040_00452_18542_6818.N1	16-SEP-2005 10:41:31	Bright	36.500	162	34Alp Aqr	2.9440	5350.0	73	18542	No
112	GOM_NL__2PRFIN20050916_104431_000000372040_00452_18542_6819.N1	16-SEP-2005 10:44:31	Bright	37.000	61	8Eps Peg	2.1000	3900.0	74	18542	No
113	GOM_NL__2PRFIN20050916_105150_000000372040_00452_18542_6820.N1	16-SEP-2005 10:51:50	Bright	37.000	92	53Eps Cyg	2.5000	4500.0	74	18542	No
114	GOM_NL__2PRFIN20050916_105358_000000392040_00452_18542_6821.N1	16-SEP-2005 10:53:58	Bright	38.500	66	37Gam Cyg	2.2080	5900.0	77	18542	No
115	GOM_NL__2PRFIN20050916_105916_000000362040_00452_18542_6822.N1	16-SEP-2005 10:59:16	Bright	36.000	89	5Alp Cep	2.4510	8000.0	72	18542	No
116	GOM_NL__2PRFIN20050916_110755_000000372040_00452_18542_6823.N1	16-SEP-2005 11:07:55	Bright	36.500	60	7Bet UMi	2.0810	3950.0	73	18542	No
117	GOM_NL__2PRFIN20050916_111417_000000342040_00452_18542_6824.N1	16-SEP-2005 11:14:17	Bright	34.000	36	50Alp UMa	1.8000	6300.0	68	18542	No
118	GOM_NL__2PRFIN20050916_111544_000000462040_00452_18542_6825.N1	16-SEP-2005 11:15:44	Bright	45.500	82	48Bet UMa	2.3650	10600.	91	18542	No
119	GOM_NL__2PRFIN20050916_111849_000000342040_00452_18542_6826.N1	16-SEP-2005 11:18:49	Bright	34.000	174	52Psi UMa	3.0040	4400.0	68	18542	No
120	GOM_NL__2PRFIN20050916_114429_000000422040_00452_18542_6827.N1	16-SEP-2005 11:44:29	Dark	42.000	65	Lam Vel	2.2040	4400.0	84	18542	No
121	GOM_NL__2PRFIN20050916_114746_000000372040_00452_18542_6828.N1	16-SEP-2005 11:47:46	Dark	37.000	46	Del Vel	1.9540	10600.	74	18542	No
122	GOM_NL__2PRFIN20050916_114918_000000412040_00452_18542_6829.N1	16-SEP-2005 11:49:18	Dark	40.500	41	Eps Car	1.8600	4100.0	81	18542	No
123	GOM_NL__2PRFIN20050916_120525_000000402040_00453_18543_6892.N1	16-SEP-2005 12:05:25	Straylight	40.000	148	Alp Tuc	2.8780	4100.0	80	18543	No
124	GOM_NL__2PRFIN20050916_120909_000000402040_00453_18543_6893.N1	16-SEP-2005 12:09:09	Straylight	39.500	31	Alp Gru	1.7340	15200.	79	18543	No
125	GOM_NL__2PRFIN20050916_121156_000000372040_00453_18543_6894.N1	16-SEP-2005 12:11:56	Straylight	36.500	172	Gam Gru	3.0030	13100.	73	18543	No
126	GOM_NL__2PRFIN20050916_121753_000000382040_00453_18543_6895.N1	16-SEP-2005 12:17:53	Tw_i_and_stray	38.000	142	49Del Cap	2.8500	8900.0	76	18543	No
127	GOM_NL__2PRFIN20050916_122206_000000372040_00453_18543_6896.N1	16-SEP-2005 12:22:06	Bright	36.500	162	34Alp Aqr	2.9440	5350.0	73	18543	No
128	GOM_NL__2PRFIN20050916_122507_000000372040_00453_18543_6897.N1	16-SEP-2005 12:25:07	Bright	37.000	61	8Eps Peg	2.1000	3900.0	74	18543	No
129	GOM_NL__2PRFIN20050916_123227_000000362040_00453_18543_6898.N1	16-SEP-2005 12:32:27	Bright	36.000	92	53Eps Cyg	2.5000	4500.0	72	18543	No
130	GOM_NL__2PRFIN20050916_123434_000000372040_00453_18543_6899.N1	16-SEP-2005 12:34:34	Bright	36.500	66	37Gam Cyg	2.2080	5900.0	73	18543	No
131	GOM_NL__2PRFIN20050916_123952_000000362040_00453_18543_6900.N1	16-SEP-2005 12:39:52	Bright	36.000	89	5Alp Cep	2.4510	8000.0	72	18543	No
132	GOM_NL__2PRFIN20050916_124831_000000362040_00453_18543_6901.N1	16-SEP-2005 12:48:31	Bright	36.000	60	7Bet UMi	2.0810	3950.0	72	18543	No
133	GOM_NL__2PRFIN20050916_125453_000000332040_00453_18543_6902.N1	16-SEP-2005 12:54:53	Bright	32.500	36	50Alp UMa	1.8000	6300.0	65	18543	No
134	GOM_NL__2PRFIN20050916_125620_000000342040_00453_18543_6903.N1	16-SEP-2005 12:56:20	Bright	34.000	82	48Bet UMa	2.3650	10600.	68	18543	No
135	GOM_NL__2PRFIN20050916_125925_000000352040_00453_18543_6904.N1	16-SEP-2005 12:59:25	Bright	35.000	174	52Psi UMa	3.0040	4400.0	70	18543	No
136	GOM_NL__2PRFIN20050916_132505_000000442040_00453_18543_6905.N1	16-SEP-2005 13:25:05	Dark	43.500	65	Lam Vel	2.2040	4400.0	87	18543	No
137	GOM_NL__2PRFIN20050916_132822_000000402040_00453_18543_6906.N1	16-SEP-2005 13:28:22	Dark	40.000	46	Del Vel	1.9540	10600.	80	18543	No
138	GOM_NL__2PRFIN20050916_132954_000000472040_00453_18543_6907.N1	16-SEP-2005 13:29:54	Dark	47.000	41	Eps Car	1.8600	4100.0	94	18543	No
139	GOM_NL__2PRFIN20050916_134029_000000362040_00454_18544_6814.N1	16-SEP-2005 13:40:29	Dark	36.000	135	Bet Hyi	2.8200	5800.0	72	18544	No
140	GOM_NL__2PRFIN20050916_134601_000000452040_00454_18544_6815.N1	16-SEP-2005 13:46:01	Straylight	44.500	148	Alp Tuc	2.8780	4100.0	89	18544	No
141	GOM_NL__2PRFIN20050916_134945_000000382040_00454_18544_6816.N1	16-SEP-2005 13:49:45	Straylight	37.500	31	Alp Gru	1.7340	15200.	75	18544	No
142	GOM_NL__2PRFIN20050916_135233_000000372040_00454_18544_6817.N1	16-SEP-2005 13:52:33	Straylight	37.000	172	Gam Gru	3.0030	13100.	74	18544	No
143	GOM_NL__2PRFIN20050916_135829_000000392040_00454_18544_6818.N1	16-SEP-2005 13:58:29	Tw_i_and_stray	38.500	142	49Del Cap	2.8500	8900.0	77	18544	No
144	GOM_NL__2PRFIN20050916_140243_000000372040_00454_18544_6819.N1	16-SEP-2005 14:02:43	Bright	37.000	162	34Alp Aqr	2.9440	5350.0	74	18544	No
145	GOM_NL__2PRFIN20050916_140543_000000362040_00454_18544_6820.N1	16-SEP-2005 14:05:43	Bright	35.500	61	8Eps Peg	2.1000	3900.0	71	18544	No
146	GOM_NL__2PRFIN20050916_141303_000000352040_00454_18544_6821.N1	16-SEP-2005 14:13:03	Bright	35.000	92	53Eps Cyg	2.5000	4500.0	70	18544	No
147	GOM_NL__2PRFIN20050916_141511_000000362040_00454_18544_6822.N1	16-SEP-2005 14:15:11	Bright	35.500	66	37Gam Cyg	2.2080	5900.0	71	18544	No
148	GOM_NL__2PRFIN20050916_142028_000000362040_00454_18544_6823.N1	16-SEP-2005 14:20:28	Bright	36.000	89	5Alp Cep	2.4510	8000.0	72	18544	No
149	GOM_NL__2PRFIN20050916_142907_000000372040_00454_18544_6824.N1	16-SEP-2005 14:29:07	Bright	36.500	60	7Bet UMi	2.0810	3950.0	73	18544	No
150	GOM_NL__2PRFIN20050916_143529_000000352040_00454_18544_6825.N1	16-SEP-2005 14:35:29	Bright	34.500	36	50Alp UMa	1.8000	6300.0	69	18544	No
151	GOM_NL__2PRFIN20050916_143656_000000322040_00454_18544_6826.N1	16-SEP-2005 14:36:56	Bright	32.000	82	48Bet UMa	2.3650	10600.	64	18544	No
152	GOM_NL__2PRFIN20050916_144002_000000352040_00454_18544_6827.N1	16-SEP-2005 14:40:02	Bright	35.000	174	52Psi UMa	3.0040	4400.0	70	18544	No
153	GOM_NL__2PRFIN20050916_150541_000000412040_00454_18544_6828.N1	16-SEP-2005 15:05:41	Dark	40.500	65	Lam Vel	2.2040	4400.0	81	18544	No
154	GOM_NL__2PRFIN20050916_150858_000000392040_00454_18544_6829.N1	16-SEP-2005 15:08:58	Dark	38.500	46	Del Vel	1.9540	10600.	77	18544	No
155	GOM_NL__2PRFIN20050916_151030_000000462040_00454_18544_6830.N1	16-SEP-2005 15:10:30	Dark	46.000	41	Eps Car	1.8600	4100.0	92	18544	No
156	GOM_NL__2PRFIN20050916_152105_000000382040_00455_18545_6814.N1	16-SEP-2005 15:21:05	Dark	37.500	135	Bet Hyi	2.8200	5800.0	75	18545	No
157	GOM_NL__2PRFIN20050916_152637_000000382040_00455_18545_6815.N1	16-SEP-2005 15:26:37	Straylight	37.500	148	Alp Tuc	2.8780	4100.0	75	18545	No
158	GOM_NL__2PRFIN20050916_153022_000000382040_00455_18545_6816.N1	16-SEP-2005 15:30:22	Straylight	38.000	31	Alp Gru	1.7340	15200.	76	18545	No
159	GOM_NL__2PRFIN20050916_153309_000000382040_00455_18545_6817.N1	16-SEP-2005 15:33:09	Straylight	38.000	172	Gam Gru	3.0030	13100.	76	18545	No
160	GOM_NL__2PRFIN20050916_153906_000000392040_00455_18545_6818.N1	16-SEP-2005 15:39:06	Tw_i_and_stray	39.000	142	49Del Cap	2.8500	8900.0	78	18545	No

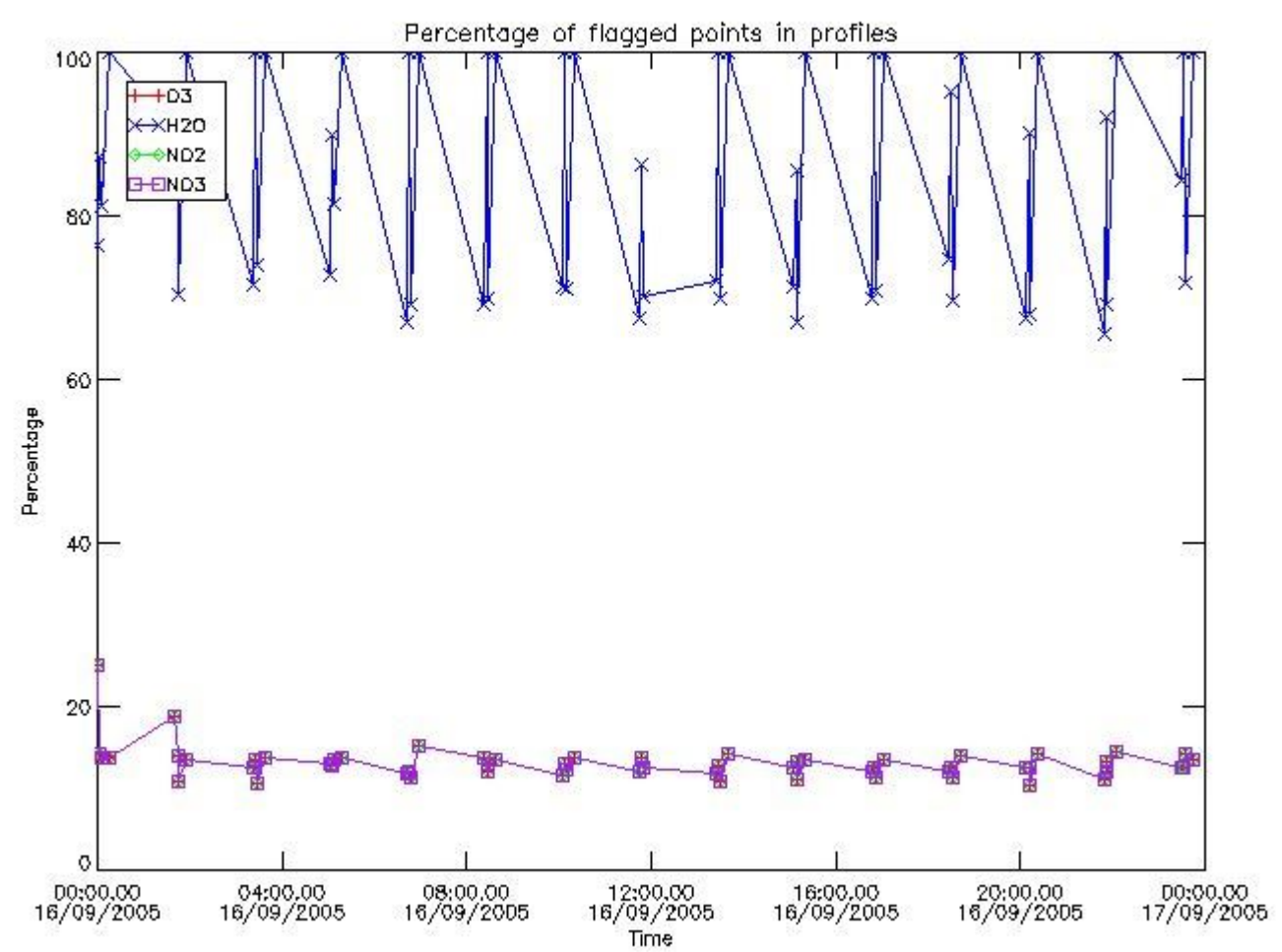
161	GOM_NL__2PRFIN20050916_154319_000000372040_00455_18545_6819.N1	16-SEP-2005 15:43:19	Bright	37.000	162	34Alp Aqr	2.9440	5350.0	74	18545	No
162	GOM_NL__2PRFIN20050916_154619_000000372040_00455_18545_6820.N1	16-SEP-2005 15:46:19	Bright	36.500	61	8Eps Peg	2.1000	3900.0	73	18545	No
163	GOM_NL__2PRFIN20050916_155339_000000372040_00455_18545_6821.N1	16-SEP-2005 15:53:39	Bright	36.500	92	53Eps Cyg	2.5000	4500.0	73	18545	No
164	GOM_NL__2PRFIN20050916_155547_000000352040_00455_18545_6822.N1	16-SEP-2005 15:55:47	Bright	35.000	66	37Gam Cyg	2.2080	5900.0	70	18545	No
165	GOM_NL__2PRFIN20050916_160104_000000362040_00455_18545_6823.N1	16-SEP-2005 16:01:04	Bright	35.500	89	5Alp Cep	2.4510	8000.0	71	18545	No
166	GOM_NL__2PRFIN20050916_160943_000000362040_00455_18545_6824.N1	16-SEP-2005 16:09:43	Bright	36.000	60	7Bet UMi	2.0810	3950.0	72	18545	No
167	GOM_NL__2PRFIN20050916_161606_000000342040_00455_18545_6825.N1	16-SEP-2005 16:16:06	Bright	33.500	36	50Alp UMa	1.8000	6300.0	67	18545	No
168	GOM_NL__2PRFIN20050916_161732_000000332040_00455_18545_6826.N1	16-SEP-2005 16:17:32	Bright	33.000	82	48Bet UMa	2.3650	10600.	66	18545	No
169	GOM_NL__2PRFIN20050916_162038_000000422040_00455_18545_6827.N1	16-SEP-2005 16:20:38	Bright	41.500	174	52Psi UMa	3.0040	4400.0	83	18545	No
170	GOM_NL__2PRFIN20050916_164617_000000422040_00455_18545_6828.N1	16-SEP-2005 16:46:17	Dark	42.000	65	Lam Vel	2.2040	4400.0	84	18545	No
171	GOM_NL__2PRFIN20050916_164934_000000412040_00455_18545_6829.N1	16-SEP-2005 16:49:34	Dark	41.000	46	Del Vel	1.9540	10600.	82	18545	No
172	GOM_NL__2PRFIN20050916_165106_000000452040_00455_18545_6830.N1	16-SEP-2005 16:51:06	Dark	45.000	41	Eps Car	1.8600	4100.0	90	18545	No
173	GOM_NL__2PRFIN20050916_170142_000000382040_00456_18546_6814.N1	16-SEP-2005 17:01:42	Dark	37.500	135	Bet Hyi	2.8200	5800.0	75	18546	No
174	GOM_NL__2PRFIN20050916_170714_000000472040_00456_18546_6815.N1	16-SEP-2005 17:07:14	Straylight	47.000	148	Alp Tuc	2.8780	4100.0	94	18546	No
175	GOM_NL__2PRFIN20050916_171058_000000432040_00456_18546_6816.N1	16-SEP-2005 17:10:58	Straylight	42.500	31	Alp Gru	1.7340	15200.	85	18546	No
176	GOM_NL__2PRFIN20050916_171345_000000392040_00456_18546_6817.N1	16-SEP-2005 17:13:45	Straylight	38.500	172	Gam Gru	3.0030	13100.	77	18546	No
177	GOM_NL__2PRFIN20050916_171942_000000412040_00456_18546_6818.N1	16-SEP-2005 17:19:42	Tw_i_and_stray	40.500	142	49Del Cap	2.8500	8900.0	81	18546	No
178	GOM_NL__2PRFIN20050916_172355_000000382040_00456_18546_6819.N1	16-SEP-2005 17:23:55	Bright	37.500	162	34Alp Aqr	2.9440	5350.0	75	18546	No
179	GOM_NL__2PRFIN20050916_172655_000000382040_00456_18546_6820.N1	16-SEP-2005 17:26:55	Bright	38.000	61	8Eps Peg	2.1000	3900.0	76	18546	No
180	GOM_NL__2PRFIN20050916_173415_000000352040_00456_18546_6821.N1	16-SEP-2005 17:34:15	Bright	35.000	92	53Eps Cyg	2.5000	4500.0	70	18546	No
181	GOM_NL__2PRFIN20050916_173623_000000372040_00456_18546_6822.N1	16-SEP-2005 17:36:23	Bright	37.000	66	37Gam Cyg	2.2080	5900.0	74	18546	No
182	GOM_NL__2PRFIN20050916_174140_000000362040_00456_18546_6823.N1	16-SEP-2005 17:41:40	Bright	35.500	89	5Alp Cep	2.4510	8000.0	71	18546	No
183	GOM_NL__2PRFIN20050916_175020_000000372040_00456_18546_6824.N1	16-SEP-2005 17:50:20	Bright	37.000	60	7Bet UMi	2.0810	3950.0	74	18546	No
184	GOM_NL__2PRFIN20050916_175642_000000362040_00456_18546_6825.N1	16-SEP-2005 17:56:42	Bright	35.500	36	50Alp UMa	1.8000	6300.0	71	18546	No
185	GOM_NL__2PRFIN20050916_175809_000000352040_00456_18546_6826.N1	16-SEP-2005 17:58:09	Bright	34.500	82	48Bet UMa	2.3650	10600.	69	18546	No
186	GOM_NL__2PRFIN20050916_180114_000000352040_00456_18546_6827.N1	16-SEP-2005 18:01:14	Bright	35.000	174	52Psi UMa	3.0040	4400.0	70	18546	No
187	GOM_NL__2PRFIN20050916_182653_000000422040_00456_18546_6828.N1	16-SEP-2005 18:26:53	Dark	42.000	65	Lam Vel	2.2040	4400.0	84	18546	No
188	GOM_NL__2PRFIN20050916_183010_000000412040_00456_18546_6829.N1	16-SEP-2005 18:30:10	Dark	41.000	46	Del Vel	1.9540	10600.	82	18546	No
189	GOM_NL__2PRFIN20050916_183143_000000452040_00456_18546_6830.N1	16-SEP-2005 18:31:43	Dark	45.000	41	Eps Car	1.8600	4100.0	90	18546	No
190	GOM_NL__2PRFIN20050916_184218_000000372040_00457_18547_6814.N1	16-SEP-2005 18:42:18	Dark	36.500	135	Bet Hyi	2.8200	5800.0	73	18547	No
191	GOM_NL__2PRFIN20050916_184750_000000392040_00457_18547_6815.N1	16-SEP-2005 18:47:50	Straylight	38.500	148	Alp Tuc	2.8780	4100.0	77	18547	No
192	GOM_NL__2PRFIN20050916_185134_000000382040_00457_18547_6816.N1	16-SEP-2005 18:51:34	Straylight	38.000	31	Alp Gru	1.7340	15200.	76	18547	No
193	GOM_NL__2PRFIN20050916_185421_000000382040_00457_18547_6817.N1	16-SEP-2005 18:54:21	Straylight	37.500	172	Gam Gru	3.0030	13100.	75	18547	No
194	GOM_NL__2PRFIN20050916_190018_000000392040_00457_18547_6818.N1	16-SEP-2005 19:00:18	Tw_i_and_stray	39.000	142	49Del Cap	2.8500	8900.0	78	18547	No
195	GOM_NL__2PRFIN20050916_190431_000000372040_00457_18547_6819.N1	16-SEP-2005 19:04:31	Bright	37.000	162	34Alp Aqr	2.9440	5350.0	74	18547	No
196	GOM_NL__2PRFIN20050916_190731_000000372040_00457_18547_6820.N1	16-SEP-2005 19:07:31	Bright	37.000	61	8Eps Peg	2.1000	3900.0	74	18547	No
197	GOM_NL__2PRFIN20050916_191452_000000372040_00457_18547_6821.N1	16-SEP-2005 19:14:52	Bright	37.000	92	53Eps Cyg	2.5000	4500.0	74	18547	No
198	GOM_NL__2PRFIN20050916_191700_000000372040_00457_18547_6822.N1	16-SEP-2005 19:17:00	Bright	36.500	66	37Gam Cyg	2.2080	5900.0	73	18547	No
199	GOM_NL__2PRFIN20050916_192216_000000362040_00457_18547_6823.N1	16-SEP-2005 19:22:16	Bright	36.000	89	5Alp Cep	2.4510	8000.0	72	18547	No
200	GOM_NL__2PRFIN20050916_193056_000000362040_00457_18547_6824.N1	16-SEP-2005 19:30:56	Bright	36.000	60	7Bet UMi	2.0810	3950.0	72	18547	No
201	GOM_NL__2PRFIN20050916_193718_000000362040_00457_18547_6825.N1	16-SEP-2005 19:37:18	Bright	35.500	36	50Alp UMa	1.8000	6300.0	71	18547	No
202	GOM_NL__2PRFIN20050916_193845_000000402040_00457_18547_6826.N1	16-SEP-2005 19:38:45	Bright	39.500	82	48Bet UMa	2.3650	10600.	79	18547	No
203	GOM_NL__2PRFIN20050916_194150_000000522040_00457_18547_6827.N1	16-SEP-2005 19:41:50	Bright	52.000	174	52Psi UMa	3.0040	4400.0	104	18547	No
204	GOM_NL__2PRFIN20050916_200729_000000412040_00457_18547_6828.N1	16-SEP-2005 20:07:29	Dark	40.500	65	Lam Vel	2.2040	4400.0	81	18547	No
205	GOM_NL__2PRFIN20050916_201047_000000412040_00457_18547_6829.N1	16-SEP-2005 20:10:47	Dark	41.000	46	Del Vel	1.9540	10600.	82	18547	No
206	GOM_NL__2PRFIN20050916_201219_000000492040_00457_18547_6830.N1	16-SEP-2005 20:12:19	Dark	49.000	41	Eps Car	1.8600	4100.0	98	18547	No
207	GOM_NL__2PRFIN20050916_202254_000000362040_00458_18548_6814.N1	16-SEP-2005 20:22:54	Dark	36.000	135	Bet Hyi	2.8200	5800.0	72	18548	No
208	GOM_NL__2PRFIN20050916_202826_000000432040_00458_18548_6815.N1	16-SEP-2005 20:28:26	Straylight	43.000	148	Alp Tuc	2.8780	4100.0	86	18548	No
209	GOM_NL__2PRFIN20050916_203210_000000412040_00458_18548_6816.N1	16-SEP-2005 20:32:10	Straylight	40.500	31	Alp Gru	1.7340	15200.	81	18548	No
210	GOM_NL__2PRFIN20050916_203457_000000392040_00458_18548_6817.N1	16-SEP-2005 20:34:57	Straylight	38.500	172	Gam Gru	3.0030	13100.	77	18548	No
211	GOM_NL__2PRFIN20050916_204054_000000392040_00458_18548_6818.N1	16-SEP-2005 20:40:54	Tw_i_and_stray	39.000	142	49Del Cap	2.8500	8900.0	78	18548	No
212	GOM_NL__2PRFIN20050916_204507_000000372040_00458_18548_6819.N1	16-SEP-2005 20:45:07	Bright	36.500	162	34Alp Aqr	2.9440	5350.0	73	18548	No
213	GOM_NL__2PRFIN20050916_204807_000000372040_00458_18548_6820.N1	16-SEP-2005 20:48:07	Bright	36.500	61	8Eps Peg	2.1000	3900.0	73	18548	No
214	GOM_NL__2PRFIN20050916_205528_000000372040_00458_18548_6821.N1	16-SEP-2005 20:55:28	Bright	36.500	92	53Eps Cyg	2.5000	4500.0	73	18548	No
215	GOM_NL__2PRFIN20050916_205736_000000362040_00458_18548_6822.N1	16-SEP-2005 20:57:36	Bright	35.500	66	37Gam Cyg	2.2080	5900.0	71	18548	No
216	GOM_NL__2PRFIN20050916_210252_000000342040_00458_18548_6823.N1	16-SEP-2005 21:02:52	Bright	33.500	89	5Alp Cep	2.4510	8000.0	67	18548	No
217	GOM_NL__2PRFIN20050916_211132_000000372040_00458_18548_6824.N1	16-SEP-2005 21:11:32	Bright	36.500	60	7Bet UMi	2.0810	3950.0	73	18548	No
218	GOM_NL__2PRFIN20050916_211754_000000442040_00458_18548_6825.N1	16-SEP-2005 21:17:54	Bright	44.000	36	50Alp UMa	1.8000	6300.0	88	18548	No
219	GOM_NL__2PRFIN20050916_211921_000000342040_00458_18548_6826.N1	16-SEP-2005 21:19:21	Bright	33.500	82	48Bet UMa	2.3650	10600.	67	18548	No

220	GOM_NL__2PRFIN20050916_212226_000000332040_00458_18548_6827.N1	16-SEP-2005 21:22:26	Bright	33.000	174	52Psi UMa	3.0040	4400.0	66	18548	No
221	GOM_NL__2PRFIN20050916_214805_000000462040_00458_18548_6828.N1	16-SEP-2005 21:48:05	Dark	45.500	65	Lam Vel	2.2040	4400.0	91	18548	No
222	GOM_NL__2PRFIN20050916_215123_000000392040_00458_18548_6829.N1	16-SEP-2005 21:51:23	Dark	38.500	46	Del Vel	1.9540	10600.	77	18548	No
223	GOM_NL__2PRFIN20050916_215255_000000432040_00458_18548_6830.N1	16-SEP-2005 21:52:55	Dark	42.500	41	Eps Car	1.8600	4100.0	85	18548	No
224	GOM_NL__2PRFIN20050916_220330_000000362040_00459_18549_6815.N1	16-SEP-2005 22:03:30	Dark	35.500	135	Bet Hyi	2.8200	5800.0	71	18549	No
225	GOM_NL__2PRFIN20050916_220902_000000382040_00459_18549_6816.N1	16-SEP-2005 22:09:02	Straylight	37.500	148	Alp Tuc	2.8780	4100.0	75	18549	No
226	GOM_NL__2PRFIN20050916_221246_000000412040_00459_18549_6817.N1	16-SEP-2005 22:12:46	Straylight	40.500	31	Alp Gru	1.7340	15200.	81	18549	No
227	GOM_NL__2PRFIN20050916_221533_000000382040_00459_18549_6818.N1	16-SEP-2005 22:15:33	Straylight	38.000	172	Gam Gru	3.0030	13100.	76	18549	No
228	GOM_NL__2PRFIN20050916_222130_000000382040_00459_18549_6819.N1	16-SEP-2005 22:21:30	Twilight_and_stray	37.500	142	49Del Cap	2.8500	8900.0	75	18549	No
229	GOM_NL__2PRFIN20050916_222543_000000362040_00459_18549_6820.N1	16-SEP-2005 22:25:43	Bright	36.000	162	34Alp Aqr	2.9440	5350.0	72	18549	No
230	GOM_NL__2PRFIN20050916_222843_000000372040_00459_18549_6821.N1	16-SEP-2005 22:28:43	Bright	36.500	61	8Eps Peg	2.1000	3900.0	73	18549	No
231	GOM_NL__2PRFIN20050916_223604_000000362040_00459_18549_6822.N1	16-SEP-2005 22:36:04	Bright	35.500	92	53Eps Cyg	2.5000	4500.0	71	18549	No
232	GOM_NL__2PRFIN20050916_223812_000000372040_00459_18549_6823.N1	16-SEP-2005 22:38:12	Bright	37.000	66	37Gam Cyg	2.2080	5900.0	74	18549	No
233	GOM_NL__2PRFIN20050916_224328_000000372040_00459_18549_6824.N1	16-SEP-2005 22:43:28	Bright	36.500	89	5Alp Cep	2.4510	8000.0	73	18549	No
234	GOM_NL__2PRFIN20050916_225208_000000362040_00459_18549_6825.N1	16-SEP-2005 22:52:08	Bright	36.000	60	7Bet UMi	2.0810	3950.0	72	18549	No
235	GOM_NL__2PRFIN20050916_225830_000000352040_00459_18549_6826.N1	16-SEP-2005 22:58:30	Bright	35.000	36	50Alp UMa	1.8000	6300.0	70	18549	No
236	GOM_NL__2PRFIN20050916_225957_000000342040_00459_18549_6827.N1	16-SEP-2005 22:59:57	Bright	34.000	82	48Bet UMa	2.3650	10600.	68	18549	No
237	GOM_NL__2PRFIN20050916_230302_000000342040_00459_18549_6828.N1	16-SEP-2005 23:03:02	Bright	33.500	174	52Psi UMa	3.0040	4400.0	67	18549	No
238	GOM_NL__2PRFIN20050916_232841_000000452040_00459_18549_6829.N1	16-SEP-2005 23:28:41	Dark	45.000	65	Lam Vel	2.2040	4400.0	90	18549	No
239	GOM_NL__2PRFIN20050916_233159_000000412040_00459_18549_6830.N1	16-SEP-2005 23:31:59	Dark	41.000	46	Del Vel	1.9540	10600.	82	18549	No
240	GOM_NL__2PRFIN20050916_233331_000000402040_00459_18549_6831.N1	16-SEP-2005 23:33:31	Dark	39.500	41	Eps Car	1.8600	4100.0	79	18549	No
241	GOM_NL__2PRFIN20050916_234406_000000382040_00460_18550_6837.N1	16-SEP-2005 23:44:06	Dark	37.500	135	Bet Hyi	2.8200	5800.0	75	18550	No
242	GOM_NL__2PRFIN20050916_234938_000000422040_00460_18550_6838.N1	16-SEP-2005 23:49:38	Straylight	41.500	148	Alp Tuc	2.8780	4100.0	83	18550	No
243	GOM_NL__2PRFIN20050916_235322_000000412040_00460_18550_6839.N1	16-SEP-2005 23:53:22	Straylight	40.500	31	Alp Gru	1.7340	15200.	81	18550	No
244	GOM_NL__2PRFIN20050916_235609_000000392040_00460_18550_6840.N1	16-SEP-2005 23:56:09	Straylight	38.500	172	Gam Gru	3.0030	13100.	77	18550	No

3. Quality information per product

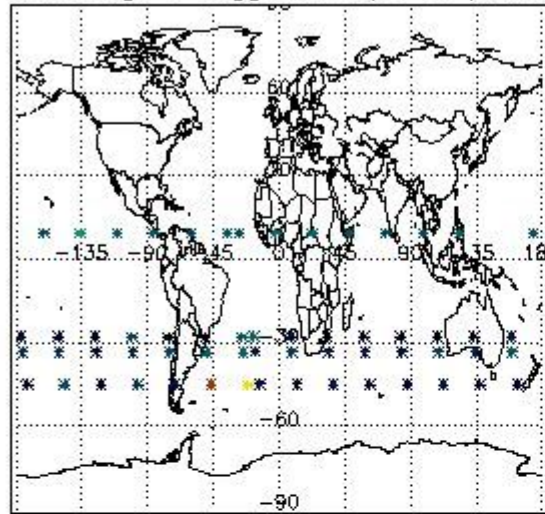
In this section it is plotted some information contained in the Quality Summary data set of the level 2 products. Only products in dark limb conditions and without errors (error flag in the MPH set to "0") are used.

3.1 Plot quality information per product (time dependant)

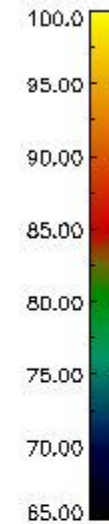
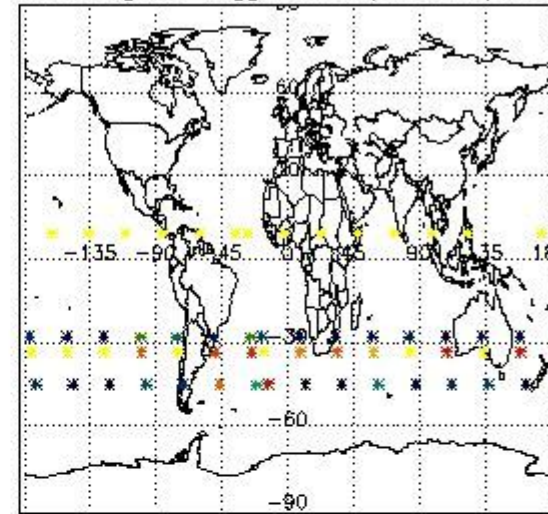


3.2 Plot quality information per product (world map)

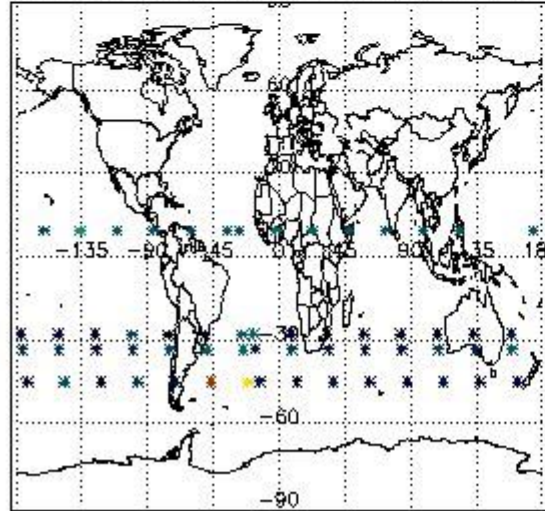
Percentage of flagged data per O3 profile



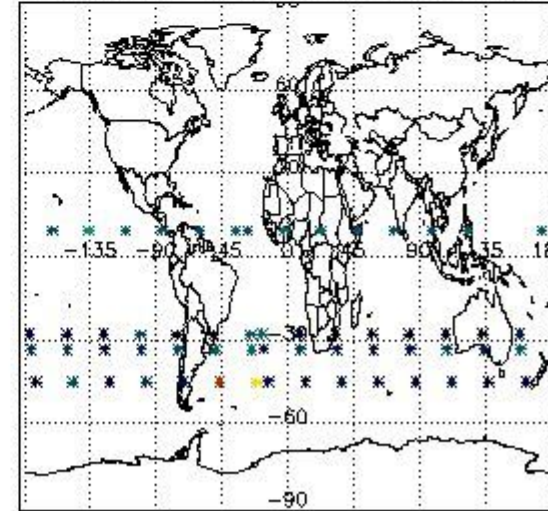
Percentage of flagged data per H2O profile



Percentage of flagged data per NO2 profile



Percentage of flagged data per NO3 profile

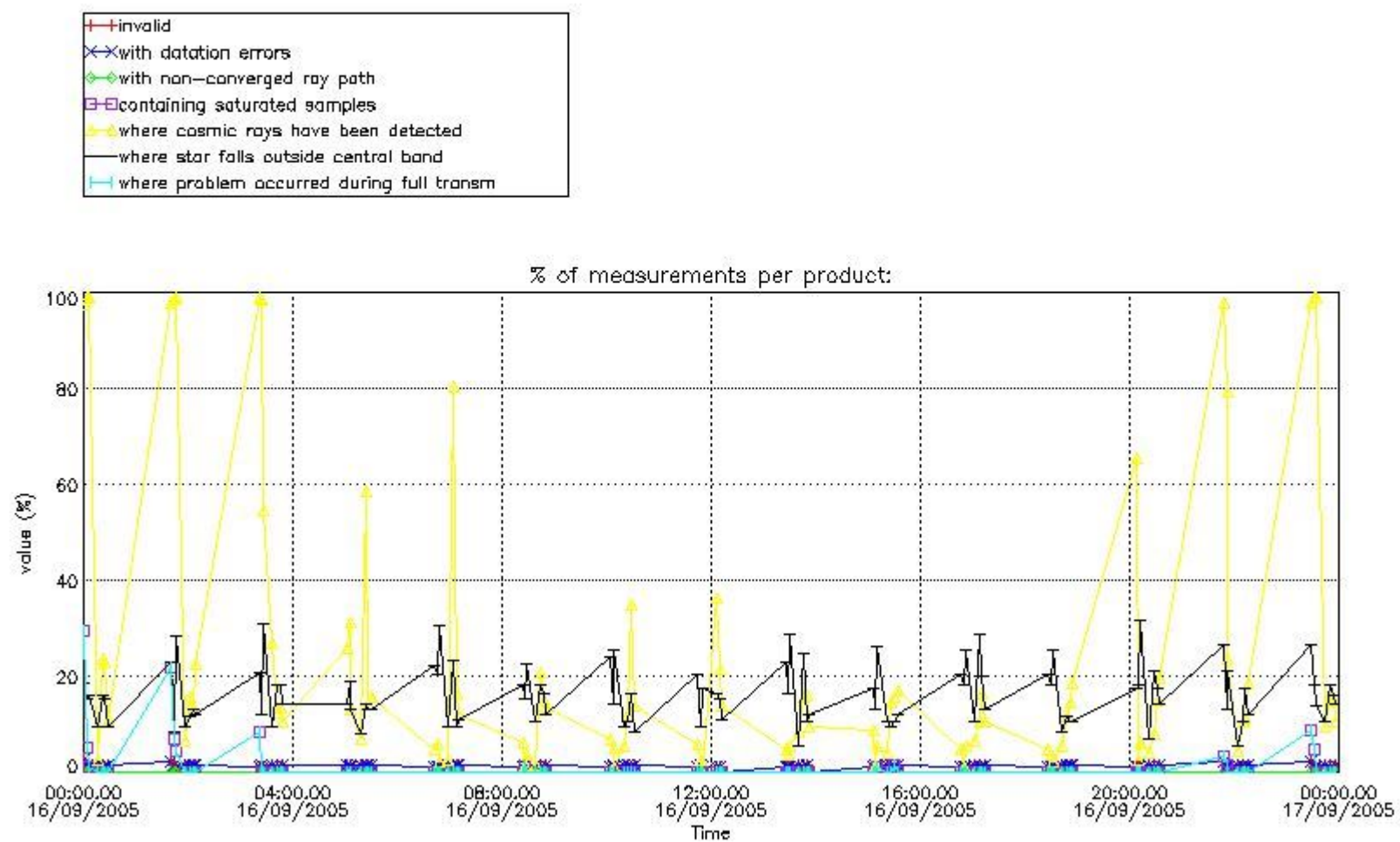


4. Level 1 quality information per product

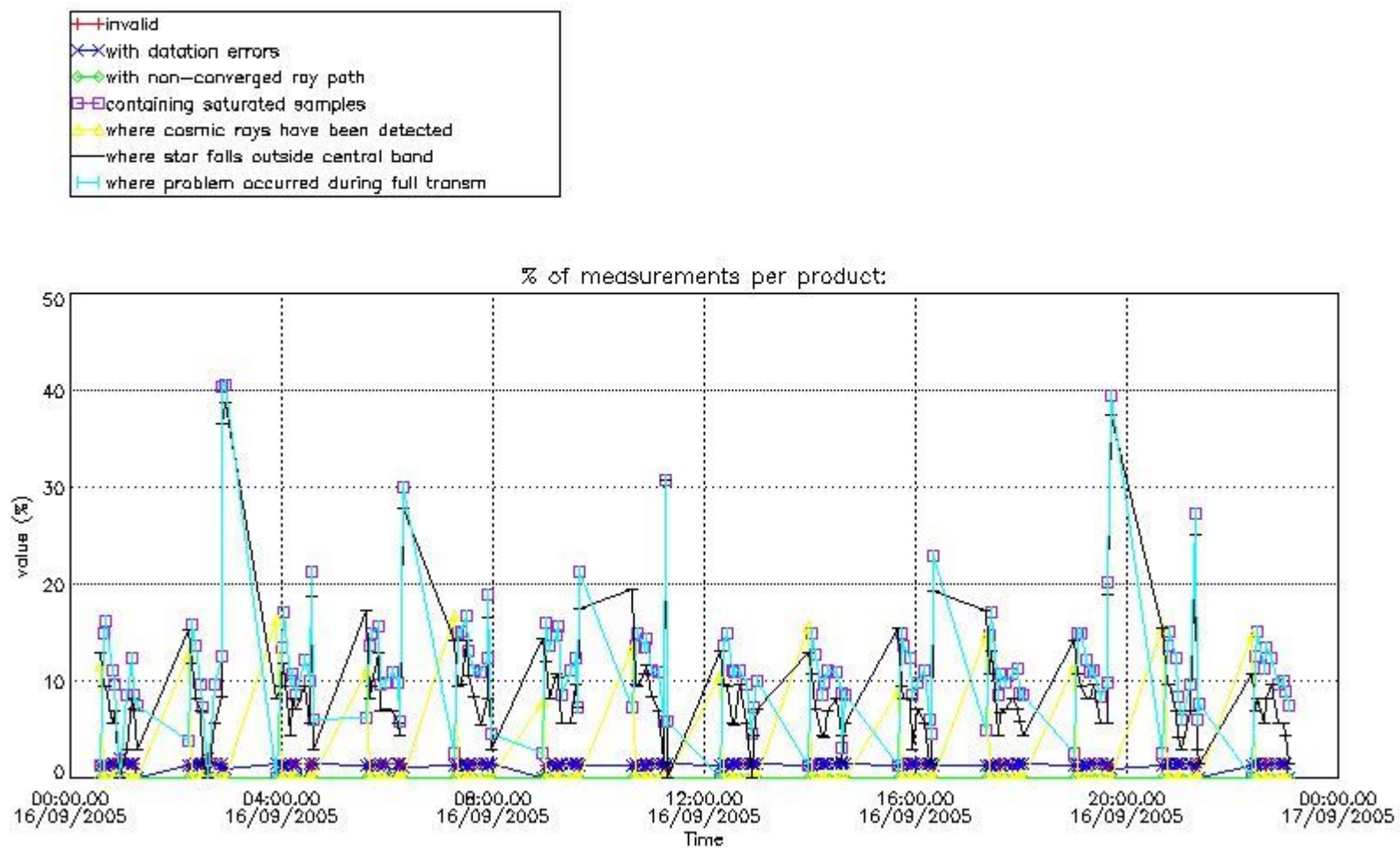
In this section it is plotted some information contained in the Quality Summary data set of the level 2 products that comes from the level 1b processing. Products without errors (error flag in the MPH set to "0") are used.

4.1 Plot quality information per product (time dependant) coming from level 1b processing

4.1.1 Plot level 1 quality information per product (time dependant): ENVISAT ASCENDING passes



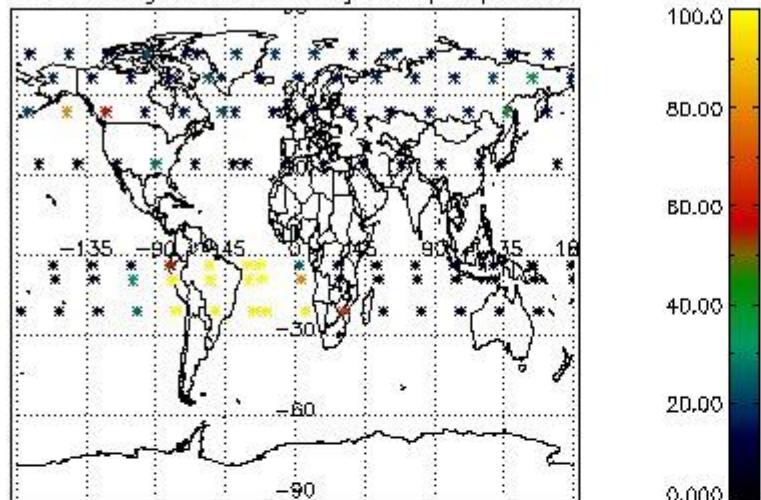
4.1.2 Plot level 1 quality information per product (time dependant): ENVI SAT DESCENDING passes



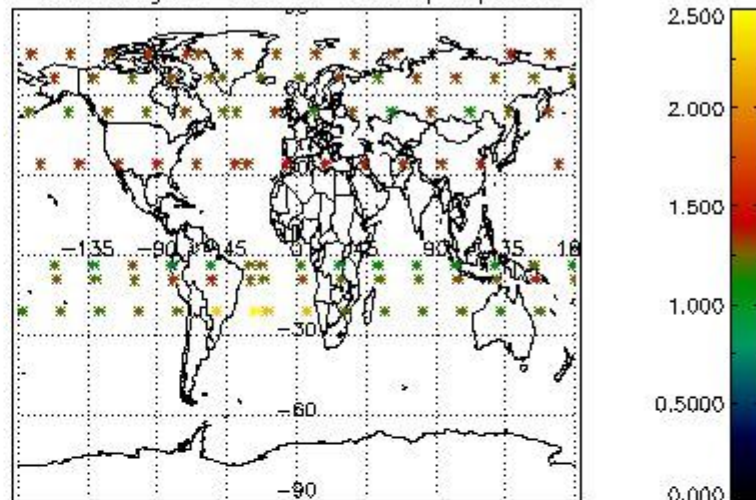
4.2 Plot quality information per product coming from level 1b processing (world map)

4.2.1 Plot level 1 quality information per product (world map): ENVISAT ASCENDING passes

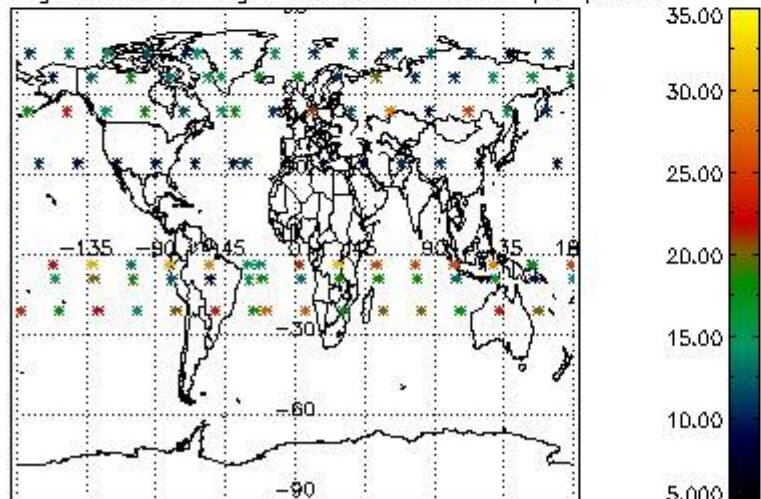
Percentage of cosmic ray hits per profile



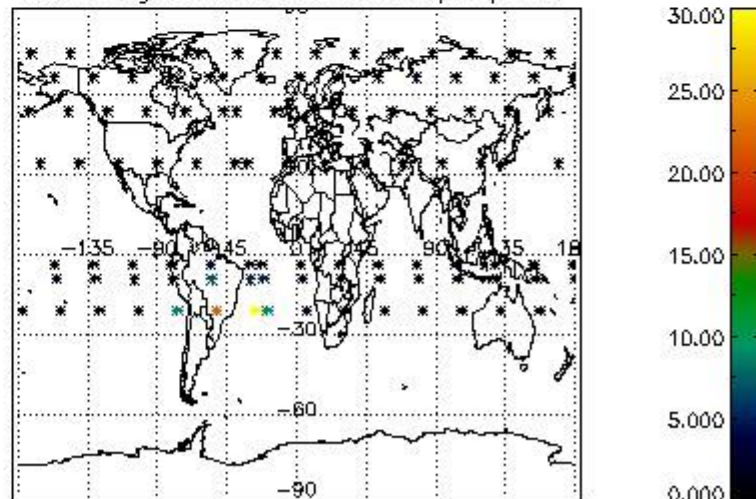
Percentage of datation errors per profile



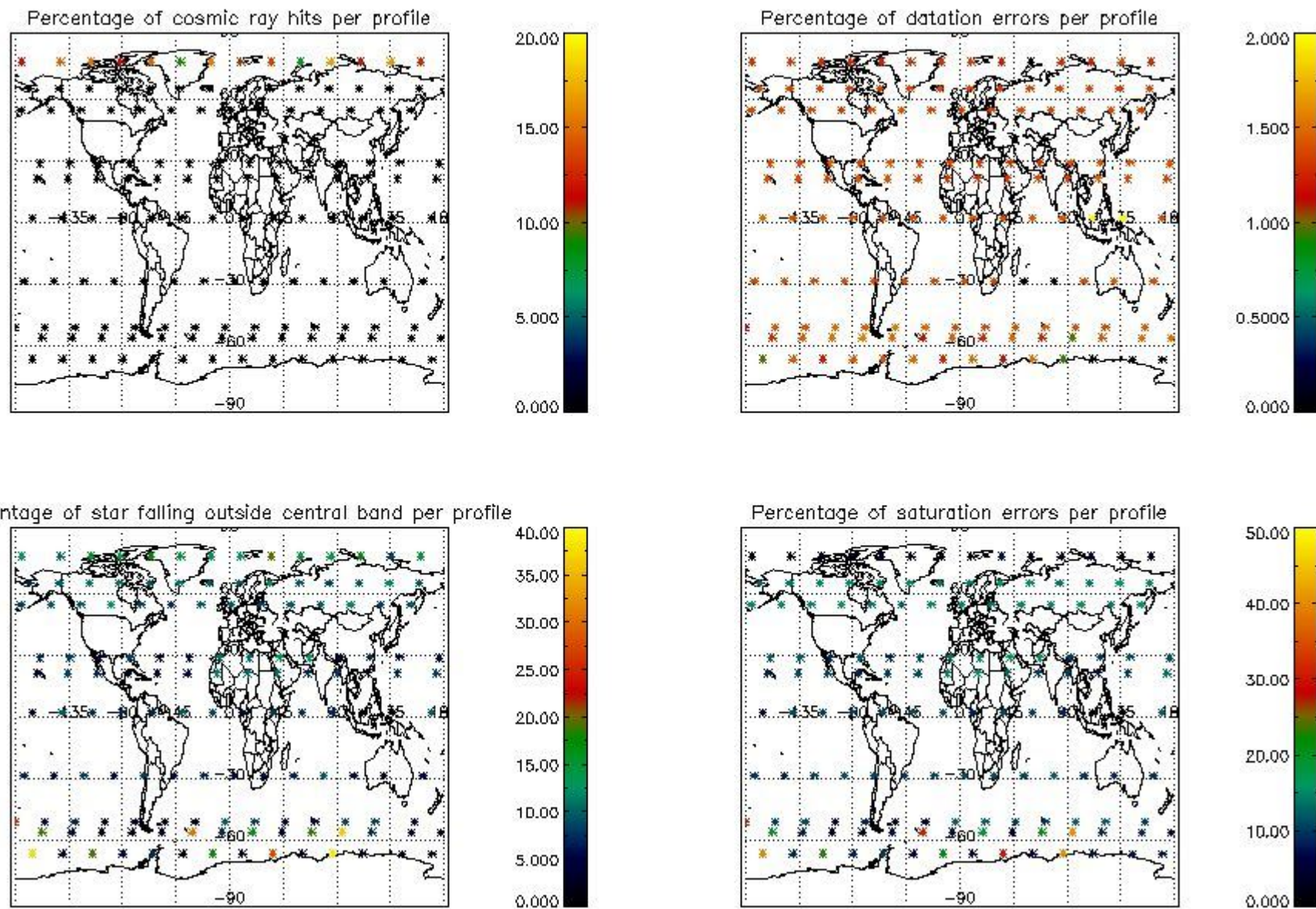
Percentage of star falling outside central band per profile



Percentage of saturation errors per profile



4.2.2 Plot level 1 quality information per product (world map): ENVISAT DESCENDING passes



5. Trace gas profiles

5.1 Ozone statistics based on quality of products

The final quality of the products can be "measured" using the STD (Standard Deviation) attached to every point profile. This information is written to the parameter GOM_NL__2P/NL_LOCAL_SPECIES_DENSITY/o3_std of the level 2 products. The table below shows the statistics for given STD ranges.

The statistics are given with respect to the overall valid production:

- Products without fatal errors: GOM_NL__2P/MPH/PRODUCT_ERR=0
- Valid point profile: GOM_NL__2P/NL_LOCAL_SPECIES_DENSITY/pcd(0)=0

The 'Criteria' is applied to valid points of dark limb products:

- Products in dark limb illumination condition: GOM_NL__2P/NL_SUMMARY_QUALITY/obs_ill_cond=0
- Products without fatal errors: GOM_NL__2P/MPH/PRODUCT_ERR=0
- Valid point profile: GOM_NL__2P/NL_LOCAL_SPECIES_DENSITY/pcd(0)=0

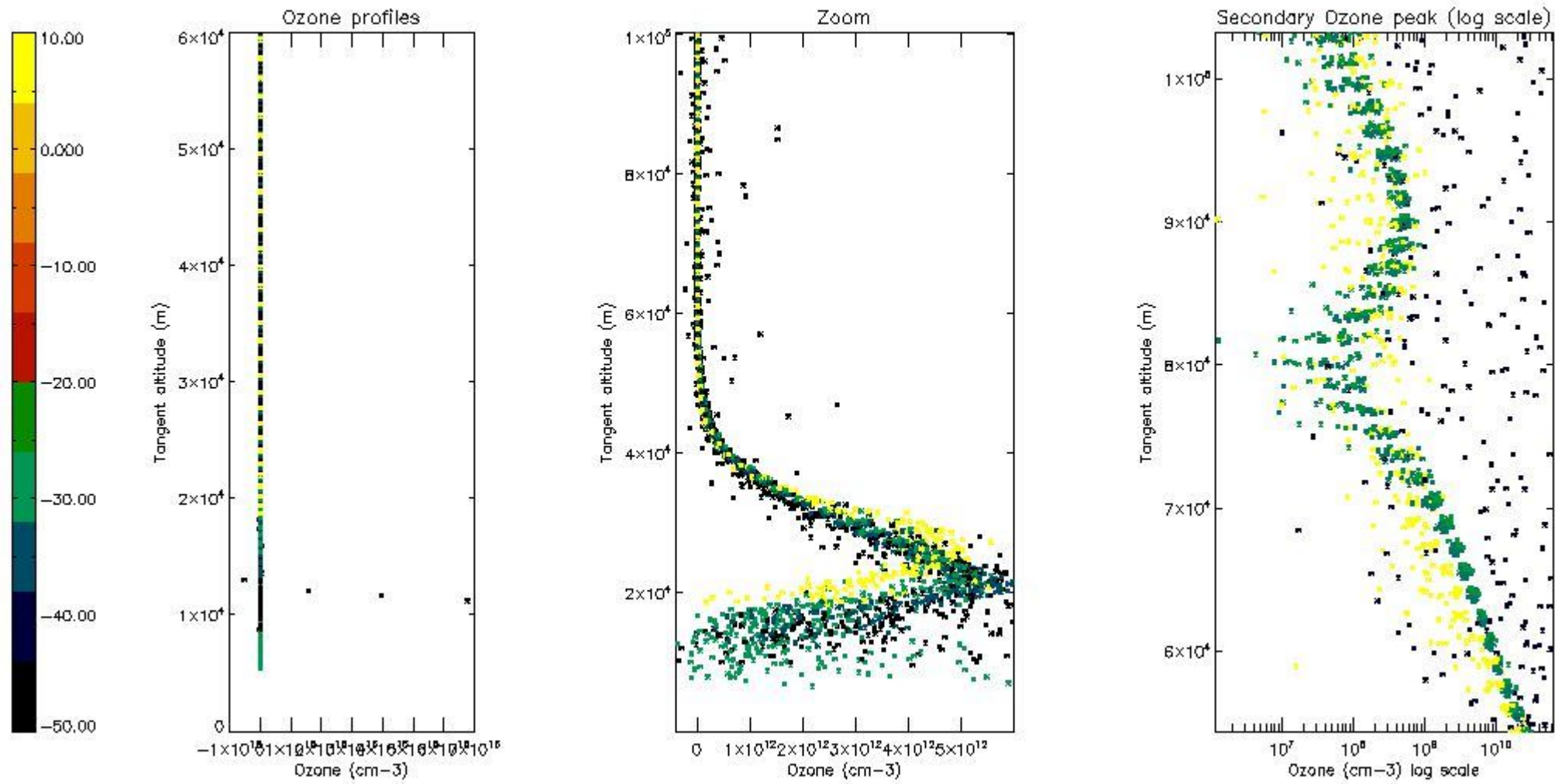
So, the table below shows the percentage of dark limb and valid observations for each criteria with respect to the overall valid daily observations.

Criteria	% of total production
All STD	27
STD < 20	12

STD < 10	8
STD < 5	4

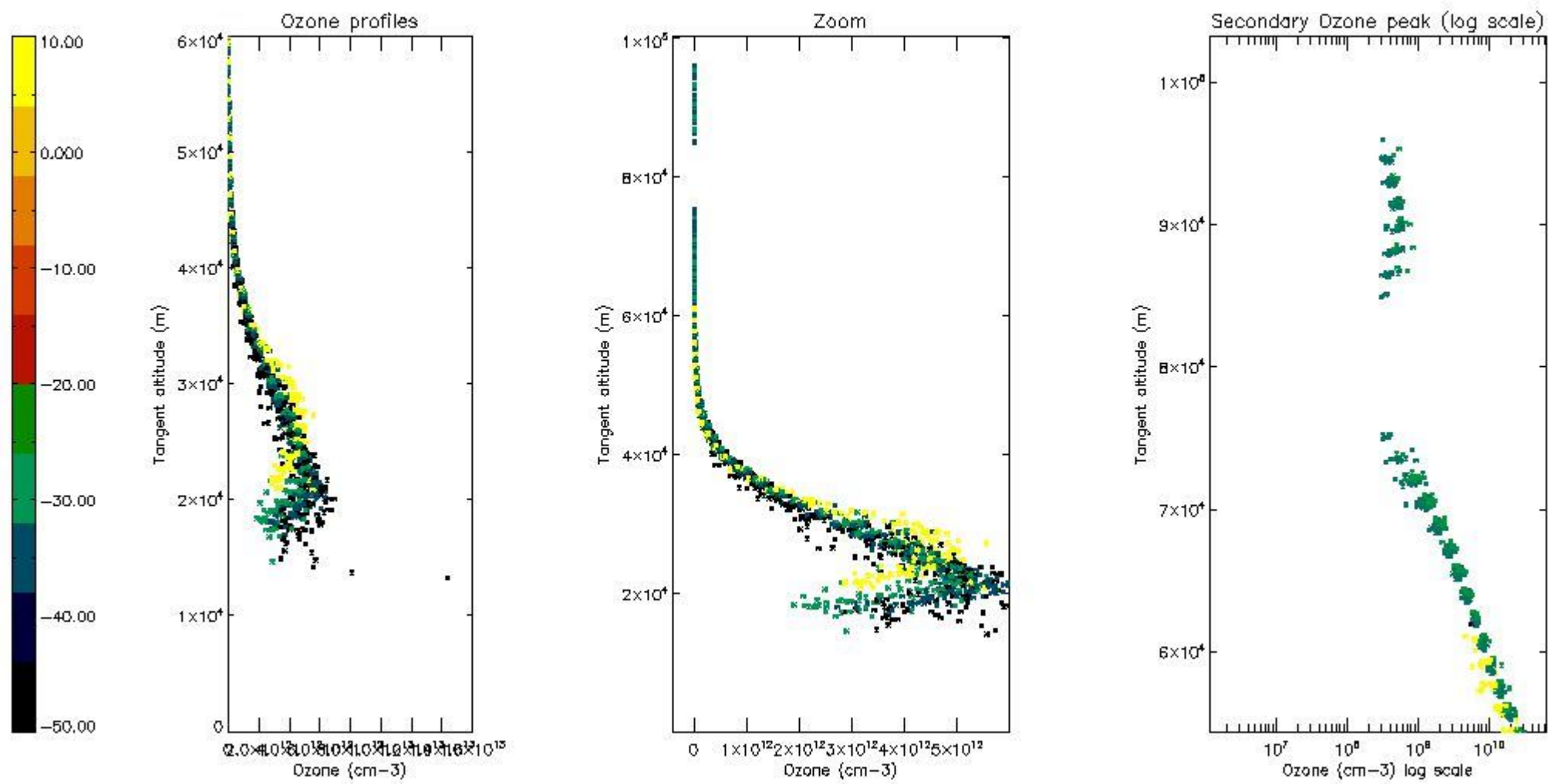
5.2 Plot ozone profiles for all STD (dark without errors)

The colorbar represents the latitude.



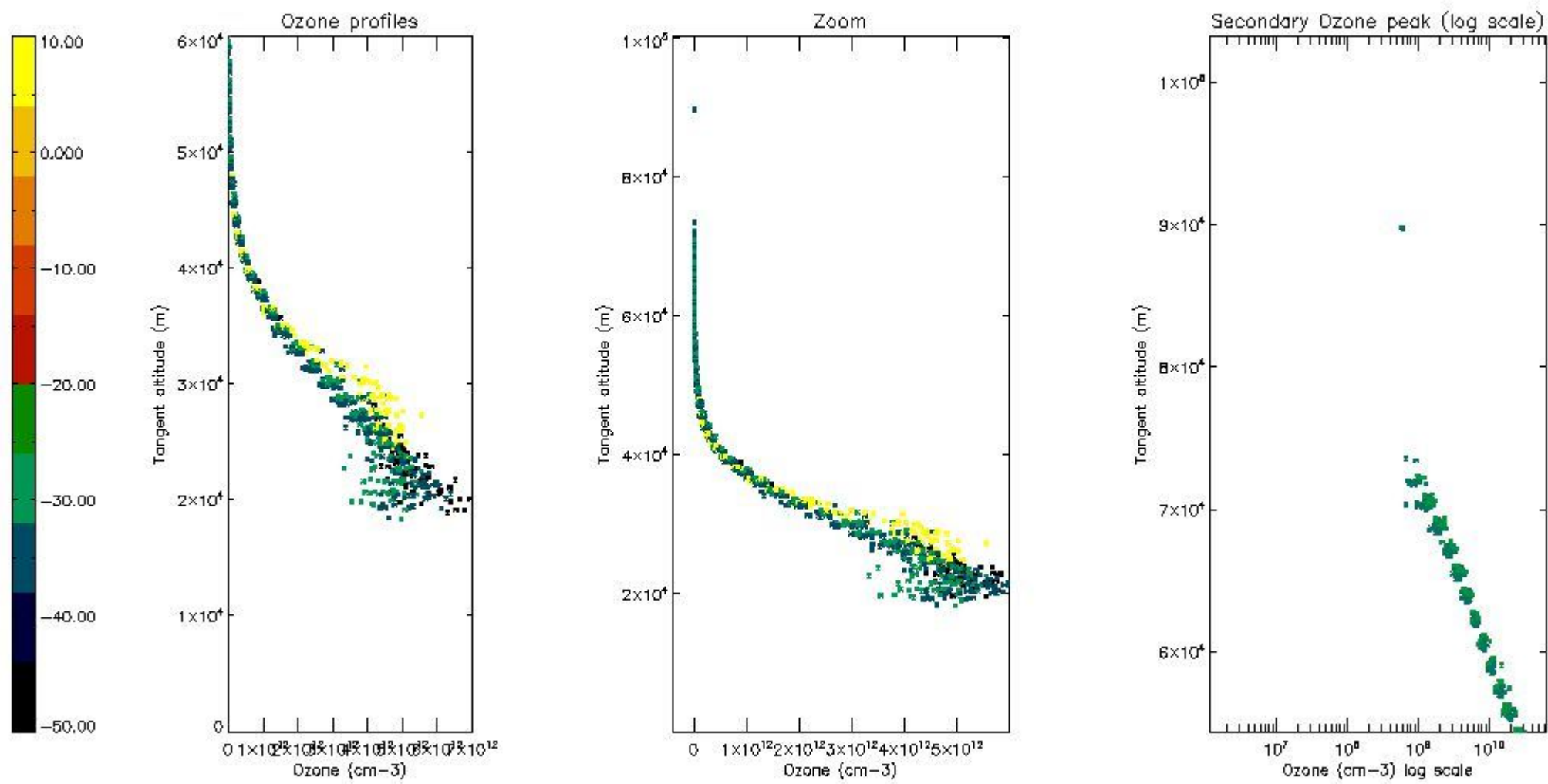
5.3 Plot ozone profiles where STD < 20% (dark without errors)

The colorbar represents the latitude.



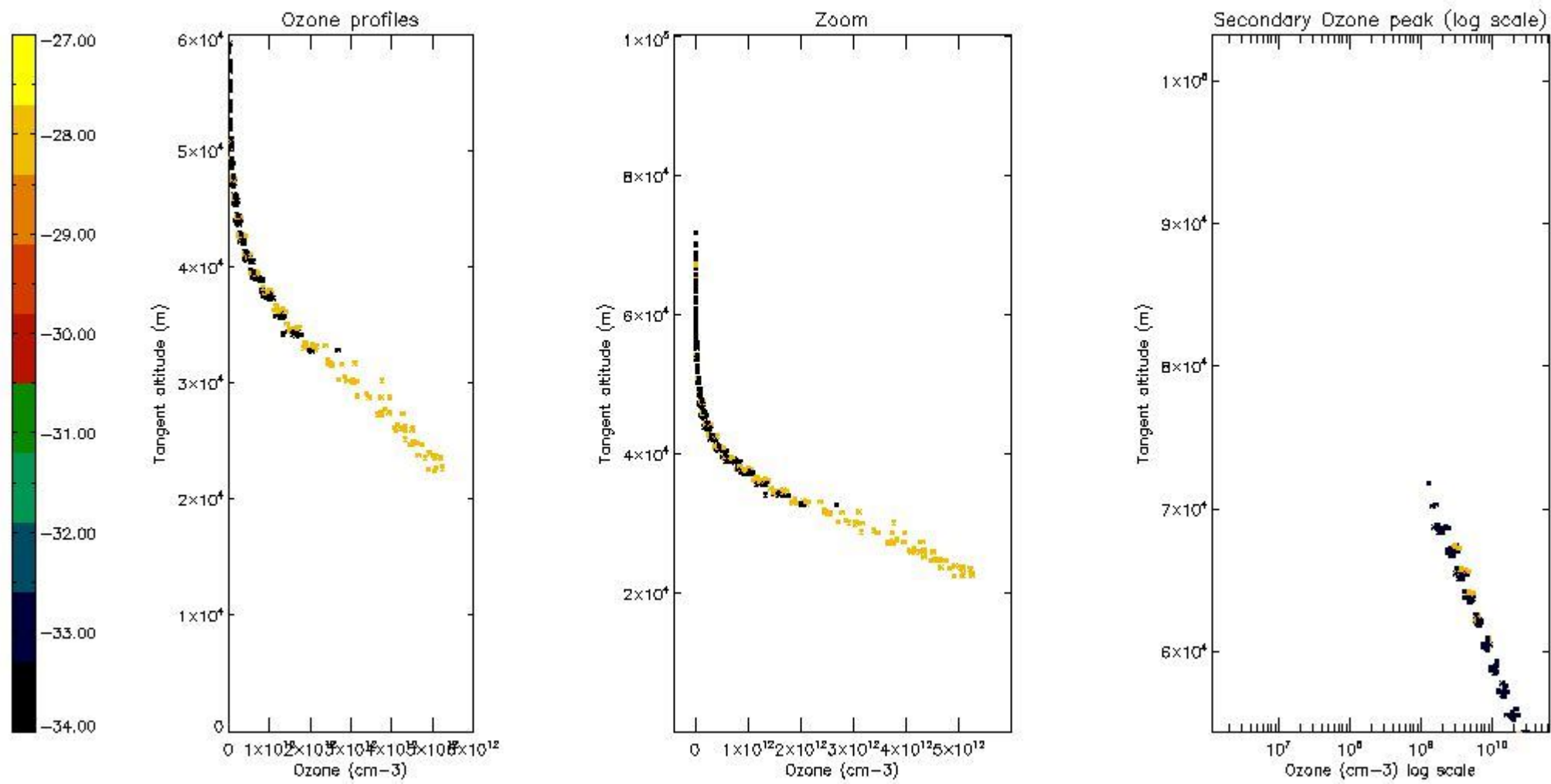
5.4 Plot ozone profiles where STD < 10% (dark without errors)

The colorbar represents the latitude.



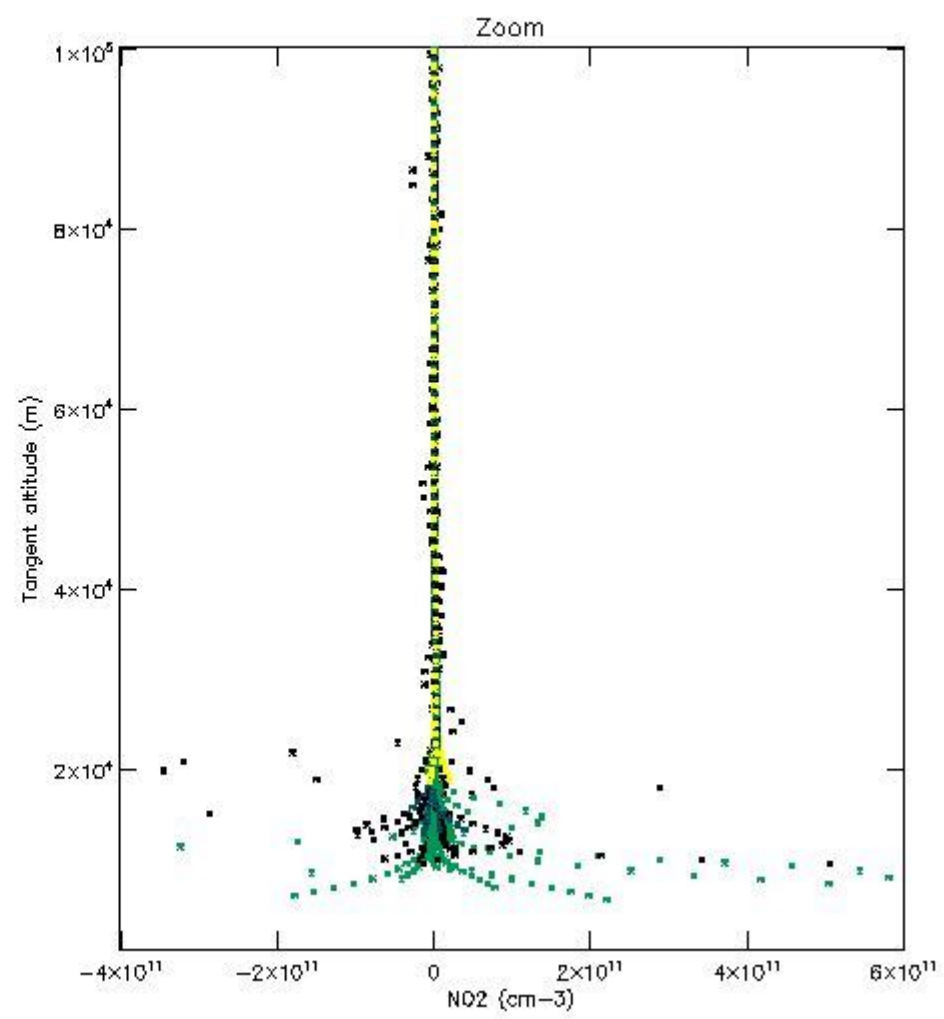
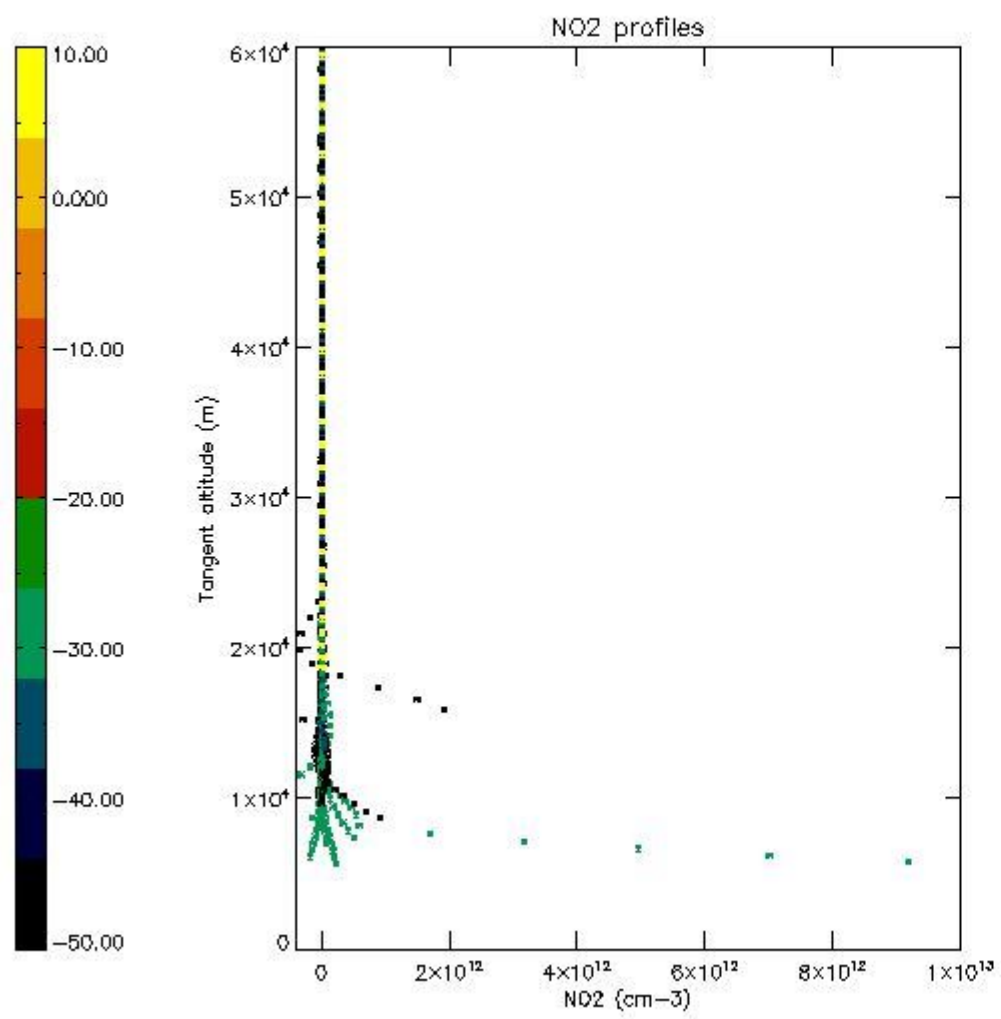
5.5 Plot ozone profiles where STD < 5% (dark without errors)

The colorbar represents the latitude.



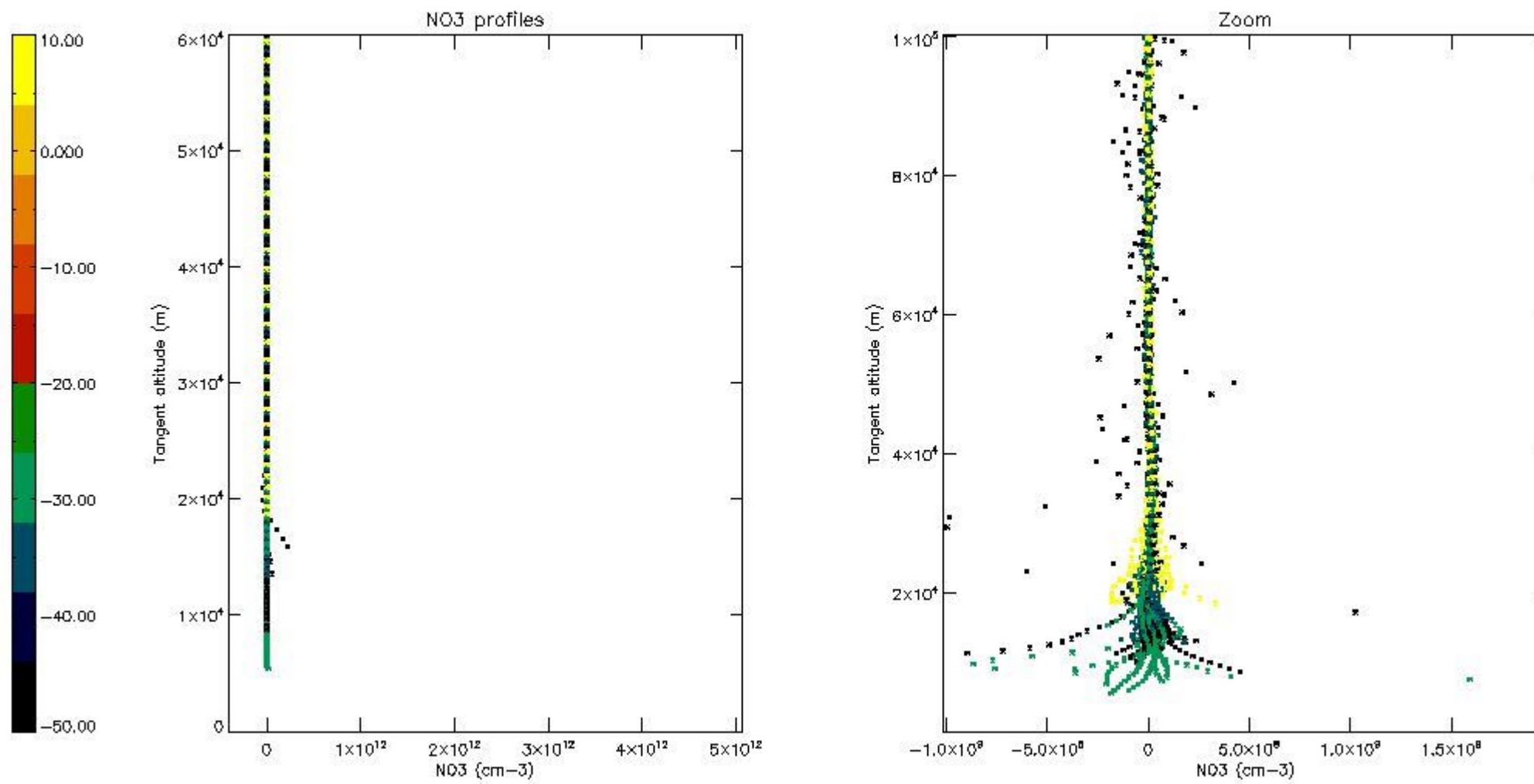
5.6 Plot NO₂ profiles for all STD (dark without errors)

The colorbar represents the latitude.



5.7 Plot NO3 profiles for all STD (dark without errors)

The colorbar represents the latitude.



6. Auxiliary Data Files used for the production reported in section 2

The number reported in the third column indicates since which file (see list in section 2) the corresponding auxiliary file has been used. The fourth column is the date of those product files.

Type	Auxiliary Filename	Used since product	Used since product date
INST_PHYS_CHARACTERISTICS	GOM_INS_AXVIEC20091111_143220_20030716_120000_20500101_000000	1	16-SEP-2005 00:00:16
LEVEL-2_PROC_CONFIG	GOM_PR2_AXVIEC20091111_152718_20020301_000000_20500101_000000	1	16-SEP-2005 00:00:16
CROSS_SECTIONS_FILE	GOM_CRS_AXVIEC20091111_154832_20020301_000000_20500101_000000	1	16-SEP-2005 00:00:16

GOMOS Level 2 Daily Report

SUMMARY

[1. General Info](#)

[2. Summary of processed GOM_NL_2P products](#)

[3. Level 2 Quality information per product](#)

[3.1 Plot of level 2 quality information per product \(time dependant\)](#)

[3.2 Plot of level 2 quality information per product \(world map\)](#)

[4. Level 1 Quality information per product \(stored on level 2 products\)](#)

[4.1 Plot of level 1 quality information per product \(time dependant\)](#)

[4.1.1 Plot of level 1 quality information per product \(time dependant\): ASCENDING](#)

[4.1.2 Plot of level 1 quality information per product \(time dependant\): DESCENDING](#)

[4.2 Plot of level 1 quality information per product \(world map\)](#)

[4.2.1 Plot of level 1 quality information per product \(world map\): ASCENDING](#)

[4.2.2 Plot of level 1 quality information per product \(world map\): DESCENDING](#)

[5. Ozone profiles based on quality statistics and other trace gas profiles](#)

[5.1 Ozone statistics based on quality of products](#)

[5.2 Plot ozone profiles for all STD \(dark without errors\)](#)

[5.3 Plot ozone profiles where STD < 20% \(dark without errors\)](#)

[5.4. Plot ozone profiles where STD < 10% \(dark without errors\)](#)

[5.5. Plot ozone profiles where STD < 5% \(dark without errors\)](#)

[5.6 Plot NO2 profiles for all STD \(dark without errors\)](#)

[5.7 Plot NO3 profiles for all STD \(dark without errors\)](#)

[5.8 Plot H2O profiles \(only for occultations of stars 1,2,3,4,13,14,16,26,63 dark without errors\) for all STD](#)

[6. Auxiliary Data Files used for the production reported in section 2](#)

This report presents the daily analysis on parameters extracted from GOMOS level 2 data (GOM_NL__2P). It is intended to monitor some important parameters that will impact the quality of these products. A list of level 2 products (and content) that have arrived during the reporting day to the PCF is also given.

Item	Value
Time of report generation	18APR2013 10:59:00
Data source version	GOMOS/6.01
Start time of products	16-09-2005 (16SEP2005 00:00:00)
Stop time of products	17-09-2005 (17SEP2005 00:00:00)
Store outputs in DB	Yes
Nb of level 2 prods	244
Nb of prods with errors	0

2. Summary of processed GOM_NL__2P products.

Nr	Filename	UTC Start time	Limb	Duration	Star Id	Star Name	Star Mag	Star Temp	Nb Meas	Orbit	Prod. error
1	GOM_NL__2PRFIN20050916_000016_000000412040_00445_18535_6807.N1	16-SEP-2005 00:00:16	Dark	40.500	65	Lam Vel	2.2040	4400.0	81	18535	No
2	GOM_NL__2PRFIN20050916_000333_000000402040_00445_18535_6808.N1	16-SEP-2005 00:03:33	Dark	39.500	46	Del Vel	1.9540	10600.	79	18535	No
3	GOM_NL__2PRFIN20050916_000505_000000412040_00445_18535_6809.N1	16-SEP-2005 00:05:05	Dark	40.500	41	Eps Car	1.8600	4100.0	81	18535	No
4	GOM_NL__2PRFIN20050916_001540_000000372040_00446_18536_6942.N1	16-SEP-2005 00:15:40	Dark	37.000	135	Bet Hyi	2.8200	5800.0	74	18536	No
5	GOM_NL__2PRFIN20050916_002113_000000412040_00446_18536_6943.N1	16-SEP-2005 00:21:13	Straylight	40.500	148	Alp Tuc	2.8780	4100.0	81	18536	No
6	GOM_NL__2PRFIN20050916_002457_000000402040_00446_18536_6944.N1	16-SEP-2005 00:24:57	Straylight	39.500	31	Alp Gru	1.7340	15200.	79	18536	No
7	GOM_NL__2PRFIN20050916_002744_000000372040_00446_18536_6945.N1	16-SEP-2005 00:27:44	Straylight	37.000	172	Gam Gru	3.0030	13100.	74	18536	No
8	GOM_NL__2PRFIN20050916_003341_000000392040_00446_18536_6946.N1	16-SEP-2005 00:33:41	Twilight_and_stray	38.500	142	49Del Cap	2.8500	8900.0	77	18536	No
9	GOM_NL__2PRFIN20050916_003754_000000372040_00446_18536_6947.N1	16-SEP-2005 00:37:54	Bright	37.000	162	34Alp Aqr	2.9440	5350.0	74	18536	No
10	GOM_NL__2PRFIN20050916_004054_000000372040_00446_18536_6948.N1	16-SEP-2005 00:40:54	Bright	37.000	61	8Eps Peg	2.1000	3900.0	74	18536	No
11	GOM_NL__2PRFIN20050916_004813_000000362040_00446_18536_6949.N1	16-SEP-2005 00:48:13	Bright	36.000	92	53Eps Cyg	2.5000	4500.0	72	18536	No
12	GOM_NL__2PRFIN20050916_005020_000000372040_00446_18536_6950.N1	16-SEP-2005 00:50:20	Bright	36.500	66	37Gam Cyg	2.2080	5900.0	73	18536	No
13	GOM_NL__2PRFIN20050916_005540_000000252040_00446_18536_6951.N1	16-SEP-2005 00:55:40	Bright	25.000	89	5Alp Cep	2.4510	8000.0	50	18536	No
14	GOM_NL__2PRFIN20050916_010417_000000352040_00446_18536_6952.N1	16-SEP-2005 01:04:17	Bright	35.000	60	7Bet UMi	2.0810	3950.0	70	18536	No
15	GOM_NL__2PRFIN20050916_011040_000000372040_00446_18536_6953.N1	16-SEP-2005 01:10:40	Bright	36.500	36	50Alp UMa	1.8000	6300.0	73	18536	No
16	GOM_NL__2PRFIN20050916_011207_000000352040_00446_18536_6954.N1	16-SEP-2005 01:12:07	Bright	35.000	82	48Bet UMa	2.3650	10600.	70	18536	No
17	GOM_NL__2PRFIN20050916_011512_000000342040_00446_18536_6955.N1	16-SEP-2005 01:15:12	Bright	33.500	174	52Psi UMa	3.0040	4400.0	67	18536	No
18	GOM_NL__2PRFIN20050916_014052_000000442040_00446_18536_6956.N1	16-SEP-2005 01:40:52	Dark	43.500	65	Lam Vel	2.2040	4400.0	87	18536	No
19	GOM_NL__2PRFIN20050916_014409_000000372040_00446_18536_6957.N1	16-SEP-2005 01:44:09	Dark	36.500	46	Del Vel	1.9540	10600.	73	18536	No
20	GOM_NL__2PRFIN20050916_014541_000000482040_00446_18536_6958.N1	16-SEP-2005 01:45:41	Dark	47.500	41	Eps Car	1.8600	4100.0	95	18536	No
21	GOM_NL__2PRFIN20050916_015616_000000382040_00447_18537_6793.N1	16-SEP-2005 01:56:16	Dark	37.500	135	Bet Hyi	2.8200	5800.0	75	18537	No
22	GOM_NL__2PRFIN20050916_020149_000000392040_00447_18537_6794.N1	16-SEP-2005 02:01:49	Straylight	38.500	148	Alp Tuc	2.8780	4100.0	77	18537	No
23	GOM_NL__2PRFIN20050916_020533_000000392040_00447_18537_6795.N1	16-SEP-2005 02:05:33	Straylight	38.500	31	Alp Gru	1.7340	15200.	77	18537	No
24	GOM_NL__2PRFIN20050916_020820_000000382040_00447_18537_6796.N1	16-SEP-2005 02:08:20	Straylight	37.500	172	Gam Gru	3.0030	13100.	75	18537	No
25	GOM_NL__2PRFIN20050916_021416_000000402040_00447_18537_6797.N1	16-SEP-2005 02:14:16	Twilight_and_stray	39.500	142	49Del Cap	2.8500	8900.0	79	18537	No
26	GOM_NL__2PRFIN20050916_021830_000000382040_00447_18537_6798.N1	16-SEP-2005 02:18:30	Bright	38.000	162	34Alp Aqr	2.9440	5350.0	76	18537	No
27	GOM_NL__2PRFIN20050916_022130_000000372040_00447_18537_6799.N1	16-SEP-2005 02:21:30	Bright	36.500	61	8Eps Peg	2.1000	3900.0	73	18537	No
28	GOM_NL__2PRFIN20050916_022849_000000362040_00447_18537_6800.N1	16-SEP-2005 02:28:49	Bright	36.000	92	53Eps Cyg	2.5000	4500.0	72	18537	No
29	GOM_NL__2PRFIN20050916_023056_000000352040_00447_18537_6801.N1	16-SEP-2005 02:30:56	Bright	34.500	66	37Gam Cyg	2.2080	5900.0	69	18537	No
30	GOM_NL__2PRFIN20050916_023616_000000252040_00447_18537_6802.N1	16-SEP-2005 02:36:16	Twilight_and_stray	25.000	89	5Alp Cep	2.4510	8000.0	50	18537	No
31	GOM_NL__2PRFIN20050916_024453_000000362040_00447_18537_6803.N1	16-SEP-2005 02:44:53	Bright	36.000	60	7Bet UMi	2.0810	3950.0	72	18537	No
32	GOM_NL__2PRFIN20050916_025116_000000362040_00447_18537_6804.N1	16-SEP-2005 02:51:16	Bright	36.000	36	50Alp UMa	1.8000	6300.0	72	18537	No
33	GOM_NL__2PRFIN20050916_025243_000000522040_00447_18537_6805.N1	16-SEP-2005 02:52:43	Bright	52.000	82	48Bet UMa	2.3650	10600.	104	18537	No
34	GOM_NL__2PRFIN20050916_025548_000000532040_00447_18537_6806.N1	16-SEP-2005 02:55:48	Bright	53.000	174	52Psi UMa	3.0040	4400.0	106	18537	No
35	GOM_NL__2PRFIN20050916_032128_000000412040_00447_18537_6807.N1	16-SEP-2005 03:21:28	Dark	41.000	65	Lam Vel	2.2040	4400.0	82	18537	No
36	GOM_NL__2PRFIN20050916_032445_000000382040_00447_18537_6808.N1	16-SEP-2005 03:24:45	Dark	37.500	46	Del Vel	1.9540	10600.	75	18537	No
37	GOM_NL__2PRFIN20050916_032617_000000492040_00447_18537_6809.N1	16-SEP-2005 03:26:17	Dark	48.500	41	Eps Car	1.8600	4100.0	97	18537	No
38	GOM_NL__2PRFIN20050916_033653_000000372040_00448_18538_6793.N1	16-SEP-2005 03:36:53	Dark	37.000	135	Bet Hyi	2.8200	5800.0	74	18538	No
39	GOM_NL__2PRFIN20050916_034225_000000412040_00448_18538_6794.N1	16-SEP-2005 03:42:25	Straylight	41.000	148	Alp Tuc	2.8780	4100.0	82	18538	No
40	GOM_NL__2PRFIN20050916_034609_000000412040_00448_18538_6795.N1	16-SEP-2005 03:46:09	Straylight	41.000	31	Alp Gru	1.7340	15200.	82	18538	No
41	GOM_NL__2PRFIN20050916_034856_000000392040_00448_18538_6796.N1	16-SEP-2005 03:48:56	Straylight	38.500	172	Gam Gru	3.0030	13100.	77	18538	No
42	GOM_NL__2PRFIN20050916_035453_000000372040_00448_18538_6797.N1	16-SEP-2005 03:54:53	Twilight_and_stray	36.500	142	49Del Cap	2.8500	8900.0	73	18538	No

43	GOM_NL__2PRFIN20050916_035906_000000372040_00448_18538_6798.N1	16-SEP-2005 03:59:06	Bright	37.000	162	34Alp Aqr	2.9440	5350.0	74	18538	No
44	GOM_NL__2PRFIN20050916_040206_000000382040_00448_18538_6799.N1	16-SEP-2005 04:02:06	Bright	38.000	61	8Eps Peg	2.1000	3900.0	76	18538	No
45	GOM_NL__2PRFIN20050916_040925_000000352040_00448_18538_6800.N1	16-SEP-2005 04:09:25	Bright	35.000	92	53Eps Cyg	2.5000	4500.0	70	18538	No
46	GOM_NL__2PRFIN20050916_041133_000000372040_00448_18538_6801.N1	16-SEP-2005 04:11:33	Bright	37.000	66	37Gam Cyg	2.2080	5900.0	74	18538	No
47	GOM_NL__2PRFIN20050916_041652_000000352040_00448_18538_6802.N1	16-SEP-2005 04:16:52	Bright	35.000	89	5Alp Cep	2.4510	8000.0	70	18538	No
48	GOM_NL__2PRFIN20050916_042530_000000372040_00448_18538_6803.N1	16-SEP-2005 04:25:30	Bright	37.000	60	7Bet UMi	2.0810	3950.0	74	18538	No
49	GOM_NL__2PRFIN20050916_043153_000000352040_00448_18538_6804.N1	16-SEP-2005 04:31:53	Bright	35.000	36	50Alp UMa	1.8000	6300.0	70	18538	No
50	GOM_NL__2PRFIN20050916_043319_000000402040_00448_18538_6805.N1	16-SEP-2005 04:33:19	Bright	40.000	82	48Bet UMa	2.3650	10600.	80	18538	No
51	GOM_NL__2PRFIN20050916_043624_000000342040_00448_18538_6806.N1	16-SEP-2005 04:36:24	Bright	33.500	174	52Psi UMa	3.0040	4400.0	67	18538	No
52	GOM_NL__2PRFIN20050916_050204_000000392040_00448_18538_6807.N1	16-SEP-2005 05:02:04	Dark	39.000	65	Lam Vel	2.2040	4400.0	78	18538	No
53	GOM_NL__2PRFIN20050916_050521_000000402040_00448_18538_6808.N1	16-SEP-2005 05:05:21	Dark	40.000	46	Del Vel	1.9540	10600.	80	18538	No
54	GOM_NL__2PRFIN20050916_050653_000000382040_00448_18538_6809.N1	16-SEP-2005 05:06:53	Dark	38.000	41	Eps Car	1.8600	4100.0	76	18538	No
55	GOM_NL__2PRFIN20050916_051729_000000372040_00449_18539_6793.N1	16-SEP-2005 05:17:29	Dark	37.000	135	Bet Hyi	2.8200	5800.0	74	18539	No
56	GOM_NL__2PRFIN20050916_052301_000000392040_00449_18539_6794.N1	16-SEP-2005 05:23:01	Straylight	38.500	148	Alp Tuc	2.8780	4100.0	77	18539	No
57	GOM_NL__2PRFIN20050916_052645_000000392040_00449_18539_6795.N1	16-SEP-2005 05:26:45	Straylight	38.500	31	Alp Gru	1.7340	15200.	77	18539	No
58	GOM_NL__2PRFIN20050916_052932_000000382040_00449_18539_6796.N1	16-SEP-2005 05:29:32	Straylight	38.000	172	Gam Gru	3.0030	13100.	76	18539	No
59	GOM_NL__2PRFIN20050916_053529_000000412040_00449_18539_6797.N1	16-SEP-2005 05:35:29	Twl_and_stray	40.500	142	49Del Cap	2.8500	8900.0	81	18539	No
60	GOM_NL__2PRFIN20050916_053942_000000372040_00449_18539_6798.N1	16-SEP-2005 05:39:42	Bright	36.500	162	34Alp Aqr	2.9440	5350.0	73	18539	No
61	GOM_NL__2PRFIN20050916_054242_000000372040_00449_18539_6799.N1	16-SEP-2005 05:42:42	Bright	37.000	61	8Eps Peg	2.1000	3900.0	74	18539	No
62	GOM_NL__2PRFIN20050916_055002_000000392040_00449_18539_6800.N1	16-SEP-2005 05:50:02	Bright	38.500	92	53Eps Cyg	2.5000	4500.0	77	18539	No
63	GOM_NL__2PRFIN20050916_055209_000000372040_00449_18539_6801.N1	16-SEP-2005 05:52:09	Bright	36.500	66	37Gam Cyg	2.2080	5900.0	73	18539	No
64	GOM_NL__2PRFIN20050916_055728_000000362040_00449_18539_6802.N1	16-SEP-2005 05:57:28	Bright	35.500	89	5Alp Cep	2.4510	8000.0	71	18539	No
65	GOM_NL__2PRFIN20050916_060606_000000372040_00449_18539_6803.N1	16-SEP-2005 06:06:06	Bright	36.500	60	7Bet UMi	2.0810	3950.0	73	18539	No
66	GOM_NL__2PRFIN20050916_061229_000000362040_00449_18539_6804.N1	16-SEP-2005 06:12:29	Bright	35.500	36	50Alp UMa	1.8000	6300.0	71	18539	No
67	GOM_NL__2PRFIN20050916_061355_000000342040_00449_18539_6805.N1	16-SEP-2005 06:13:55	Bright	34.000	82	48Bet UMa	2.3650	10600.	68	18539	No
68	GOM_NL__2PRFIN20050916_061700_000000452040_00449_18539_6806.N1	16-SEP-2005 06:17:00	Bright	45.000	174	52Psi UMa	3.0040	4400.0	90	18539	No
69	GOM_NL__2PRFIN20050916_064240_000000432040_00449_18539_6807.N1	16-SEP-2005 06:42:40	Dark	43.000	65	Lam Vel	2.2040	4400.0	86	18539	No
70	GOM_NL__2PRFIN20050916_064558_000000422040_00449_18539_6808.N1	16-SEP-2005 06:45:58	Dark	42.000	46	Del Vel	1.9540	10600.	84	18539	No
71	GOM_NL__2PRFIN20050916_064729_000000492040_00449_18539_6809.N1	16-SEP-2005 06:47:29	Dark	49.000	41	Eps Car	1.8600	4100.0	98	18539	No
72	GOM_NL__2PRFIN20050916_065805_000000372040_00450_18540_6813.N1	16-SEP-2005 06:58:05	Dark	37.000	135	Bet Hyi	2.8200	5800.0	74	18540	No
73	GOM_NL__2PRFIN20050916_070337_000000432040_00450_18540_6814.N1	16-SEP-2005 07:03:37	Straylight	43.000	148	Alp Tuc	2.8780	4100.0	86	18540	No
74	GOM_NL__2PRFIN20050916_070721_000000372040_00450_18540_6815.N1	16-SEP-2005 07:07:21	Straylight	37.000	31	Alp Gru	1.7340	15200.	74	18540	No
75	GOM_NL__2PRFIN20050916_071008_000000372040_00450_18540_6816.N1	16-SEP-2005 07:10:08	Straylight	37.000	172	Gam Gru	3.0030	13100.	74	18540	No
76	GOM_NL__2PRFIN20050916_071605_000000392040_00450_18540_6817.N1	16-SEP-2005 07:16:05	Twl_and_stray	39.000	142	49Del Cap	2.8500	8900.0	78	18540	No
77	GOM_NL__2PRFIN20050916_072018_000000372040_00450_18540_6818.N1	16-SEP-2005 07:20:18	Bright	37.000	162	34Alp Aqr	2.9440	5350.0	74	18540	No
78	GOM_NL__2PRFIN20050916_072319_000000372040_00450_18540_6819.N1	16-SEP-2005 07:23:19	Bright	36.500	61	8Eps Peg	2.1000	3900.0	73	18540	No
79	GOM_NL__2PRFIN20050916_073038_000000392040_00450_18540_6820.N1	16-SEP-2005 07:30:38	Bright	39.000	92	53Eps Cyg	2.5000	4500.0	78	18540	No
80	GOM_NL__2PRFIN20050916_073246_000000382040_00450_18540_6821.N1	16-SEP-2005 07:32:46	Bright	38.000	66	37Gam Cyg	2.2080	5900.0	76	18540	No
81	GOM_NL__2PRFIN20050916_073805_000000362040_00450_18540_6822.N1	16-SEP-2005 07:38:05	Bright	36.000	89	5Alp Cep	2.4510	8000.0	72	18540	No
82	GOM_NL__2PRFIN20050916_074642_000000372040_00450_18540_6823.N1	16-SEP-2005 07:46:42	Bright	36.500	60	7Bet UMi	2.0810	3950.0	73	18540	No
83	GOM_NL__2PRFIN20050916_075305_000000372040_00450_18540_6824.N1	16-SEP-2005 07:53:05	Bright	36.500	36	50Alp UMa	1.8000	6300.0	73	18540	No
84	GOM_NL__2PRFIN20050916_075431_000000402040_00450_18540_6825.N1	16-SEP-2005 07:54:31	Bright	39.500	82	48Bet UMa	2.3650	10600.	79	18540	No
85	GOM_NL__2PRFIN20050916_075737_000000342040_00450_18540_6826.N1	16-SEP-2005 07:57:37	Bright	33.500	174	52Psi UMa	3.0040	4400.0	67	18540	No
86	GOM_NL__2PRFIN20050916_082317_000000412040_00450_18540_6827.N1	16-SEP-2005 08:23:17	Dark	41.000	65	Lam Vel	2.2040	4400.0	82	18540	No
87	GOM_NL__2PRFIN20050916_082634_000000392040_00450_18540_6828.N1	16-SEP-2005 08:26:34	Dark	39.000	46	Del Vel	1.9540	10600.	78	18540	No
88	GOM_NL__2PRFIN20050916_082806_000000422040_00450_18540_6829.N1	16-SEP-2005 08:28:06	Dark	42.000	41	Eps Car	1.8600	4100.0	84	18540	No
89	GOM_NL__2PRFIN20050916_083841_000000382040_00451_18541_6813.N1	16-SEP-2005 08:38:41	Dark	37.500	135	Bet Hyi	2.8200	5800.0	75	18541	No
90	GOM_NL__2PRFIN20050916_084413_000000412040_00451_18541_6814.N1	16-SEP-2005 08:44:13	Straylight	41.000	148	Alp Tuc	2.8780	4100.0	82	18541	No
91	GOM_NL__2PRFIN20050916_084757_000000402040_00451_18541_6815.N1	16-SEP-2005 08:47:57	Straylight	40.000	31	Alp Gru	1.7340	15200.	80	18541	No
92	GOM_NL__2PRFIN20050916_085044_000000382040_00451_18541_6816.N1	16-SEP-2005 08:50:44	Straylight	37.500	172	Gam Gru	3.0030	13100.	75	18541	No
93	GOM_NL__2PRFIN20050916_085641_000000392040_00451_18541_6817.N1	16-SEP-2005 08:56:41	Twl_and_stray	38.500	142	49Del Cap	2.8500	8900.0	77	18541	No
94	GOM_NL__2PRFIN20050916_090054_000000382040_00451_18541_6818.N1	16-SEP-2005 09:00:54	Bright	37.500	162	34Alp Aqr	2.9440	5350.0	75	18541	No
95	GOM_NL__2PRFIN20050916_090355_000000372040_00451_18541_6819.N1	16-SEP-2005 09:03:55	Bright	36.500	61	8Eps Peg	2.1000	3900.0	73	18541	No
96	GOM_NL__2PRFIN20050916_091114_000000382040_00451_18541_6820.N1	16-SEP-2005 09:11:14	Bright	37.500	92	53Eps Cyg	2.5000	4500.0	75	18541	No
97	GOM_NL__2PRFIN20050916_091322_000000392040_00451_18541_6821.N1	16-SEP-2005 09:13:22	Bright	38.500	66	37Gam Cyg	2.2080	5900.0	77	18541	No
98	GOM_NL__2PRFIN20050916_091841_000000352040_00451_18541_6822.N1	16-SEP-2005 09:18:41	Bright	35.000	89	5Alp Cep	2.4510	8000.0	70	18541	No
99	GOM_NL__2PRFIN20050916_092718_000000362040_00451_18541_6823.N1	16-SEP-2005 09:27:18	Bright	36.000	60	7Bet UMi	2.0810	3950.0	72	18541	No
100	GOM_NL__2PRFIN20050916_093341_000000372040_00451_18541_6824.N1	16-SEP-2005 09:33:41	Bright	36.500	36	50Alp UMa	1.8000	6300.0	73	18541	No
101	GOM_NL__2PRFIN20050916_093508_000000352040_00451_18541_6825.N1	16-SEP-2005 09:35:08	Bright	34.500	82	48Bet UMa	2.3650	10600.	69	18541	No

102	GOM_NL__2PRFIN20050916_093813_000000402040_00451_18541_6826.N1	16-SEP-2005 09:38:13	Bright	40.000	174	52Psi UMa	3.0040	4400.0	80	18541	No
103	GOM_NL__2PRFIN20050916_100352_000000442040_00451_18541_6827.N1	16-SEP-2005 10:03:52	Dark	44.000	65	Lam Vel	2.2040	4400.0	88	18541	No
104	GOM_NL__2PRFIN20050916_100710_000000392040_00451_18541_6828.N1	16-SEP-2005 10:07:10	Dark	39.000	46	Del Vel	1.9540	10600.	78	18541	No
105	GOM_NL__2PRFIN20050916_100842_000000462040_00451_18541_6829.N1	16-SEP-2005 10:08:42	Dark	45.500	41	Eps Car	1.8600	4100.0	91	18541	No
106	GOM_NL__2PRFIN20050916_101917_000000372040_00452_18542_6813.N1	16-SEP-2005 10:19:17	Dark	37.000	135	Bet Hyi	2.8200	5800.0	74	18542	No
107	GOM_NL__2PRFIN20050916_102449_000000382040_00452_18542_6814.N1	16-SEP-2005 10:24:49	Straylight	37.500	148	Alp Tuc	2.8780	4100.0	75	18542	No
108	GOM_NL__2PRFIN20050916_102833_000000402040_00452_18542_6815.N1	16-SEP-2005 10:28:33	Straylight	40.000	31	Alp Gru	1.7340	15200.	80	18542	No
109	GOM_NL__2PRFIN20050916_103120_000000362040_00452_18542_6816.N1	16-SEP-2005 10:31:20	Straylight	36.000	172	Gam Gru	3.0030	13100.	72	18542	No
110	GOM_NL__2PRFIN20050916_103717_000000412040_00452_18542_6817.N1	16-SEP-2005 10:37:17	Tw_i_and_stray	41.000	142	49Del Cap	2.8500	8900.0	82	18542	No
111	GOM_NL__2PRFIN20050916_104131_000000372040_00452_18542_6818.N1	16-SEP-2005 10:41:31	Bright	36.500	162	34Alp Aqr	2.9440	5350.0	73	18542	No
112	GOM_NL__2PRFIN20050916_104431_000000372040_00452_18542_6819.N1	16-SEP-2005 10:44:31	Bright	37.000	61	8Eps Peg	2.1000	3900.0	74	18542	No
113	GOM_NL__2PRFIN20050916_105150_000000372040_00452_18542_6820.N1	16-SEP-2005 10:51:50	Bright	37.000	92	53Eps Cyg	2.5000	4500.0	74	18542	No
114	GOM_NL__2PRFIN20050916_105358_000000392040_00452_18542_6821.N1	16-SEP-2005 10:53:58	Bright	38.500	66	37Gam Cyg	2.2080	5900.0	77	18542	No
115	GOM_NL__2PRFIN20050916_105916_000000362040_00452_18542_6822.N1	16-SEP-2005 10:59:16	Bright	36.000	89	5Alp Cep	2.4510	8000.0	72	18542	No
116	GOM_NL__2PRFIN20050916_110755_000000372040_00452_18542_6823.N1	16-SEP-2005 11:07:55	Bright	36.500	60	7Bet UMi	2.0810	3950.0	73	18542	No
117	GOM_NL__2PRFIN20050916_111417_000000342040_00452_18542_6824.N1	16-SEP-2005 11:14:17	Bright	34.000	36	50Alp UMa	1.8000	6300.0	68	18542	No
118	GOM_NL__2PRFIN20050916_111544_000000462040_00452_18542_6825.N1	16-SEP-2005 11:15:44	Bright	45.500	82	48Bet UMa	2.3650	10600.	91	18542	No
119	GOM_NL__2PRFIN20050916_111849_000000342040_00452_18542_6826.N1	16-SEP-2005 11:18:49	Bright	34.000	174	52Psi UMa	3.0040	4400.0	68	18542	No
120	GOM_NL__2PRFIN20050916_114429_000000422040_00452_18542_6827.N1	16-SEP-2005 11:44:29	Dark	42.000	65	Lam Vel	2.2040	4400.0	84	18542	No
121	GOM_NL__2PRFIN20050916_114746_000000372040_00452_18542_6828.N1	16-SEP-2005 11:47:46	Dark	37.000	46	Del Vel	1.9540	10600.	74	18542	No
122	GOM_NL__2PRFIN20050916_114918_000000412040_00452_18542_6829.N1	16-SEP-2005 11:49:18	Dark	40.500	41	Eps Car	1.8600	4100.0	81	18542	No
123	GOM_NL__2PRFIN20050916_120525_000000402040_00453_18543_6892.N1	16-SEP-2005 12:05:25	Straylight	40.000	148	Alp Tuc	2.8780	4100.0	80	18543	No
124	GOM_NL__2PRFIN20050916_120909_000000402040_00453_18543_6893.N1	16-SEP-2005 12:09:09	Straylight	39.500	31	Alp Gru	1.7340	15200.	79	18543	No
125	GOM_NL__2PRFIN20050916_121156_000000372040_00453_18543_6894.N1	16-SEP-2005 12:11:56	Straylight	36.500	172	Gam Gru	3.0030	13100.	73	18543	No
126	GOM_NL__2PRFIN20050916_121753_000000382040_00453_18543_6895.N1	16-SEP-2005 12:17:53	Tw_i_and_stray	38.000	142	49Del Cap	2.8500	8900.0	76	18543	No
127	GOM_NL__2PRFIN20050916_122206_000000372040_00453_18543_6896.N1	16-SEP-2005 12:22:06	Bright	36.500	162	34Alp Aqr	2.9440	5350.0	73	18543	No
128	GOM_NL__2PRFIN20050916_122507_000000372040_00453_18543_6897.N1	16-SEP-2005 12:25:07	Bright	37.000	61	8Eps Peg	2.1000	3900.0	74	18543	No
129	GOM_NL__2PRFIN20050916_123227_000000362040_00453_18543_6898.N1	16-SEP-2005 12:32:27	Bright	36.000	92	53Eps Cyg	2.5000	4500.0	72	18543	No
130	GOM_NL__2PRFIN20050916_123434_000000372040_00453_18543_6899.N1	16-SEP-2005 12:34:34	Bright	36.500	66	37Gam Cyg	2.2080	5900.0	73	18543	No
131	GOM_NL__2PRFIN20050916_123952_000000362040_00453_18543_6900.N1	16-SEP-2005 12:39:52	Bright	36.000	89	5Alp Cep	2.4510	8000.0	72	18543	No
132	GOM_NL__2PRFIN20050916_124831_000000362040_00453_18543_6901.N1	16-SEP-2005 12:48:31	Bright	36.000	60	7Bet UMi	2.0810	3950.0	72	18543	No
133	GOM_NL__2PRFIN20050916_125453_000000332040_00453_18543_6902.N1	16-SEP-2005 12:54:53	Bright	32.500	36	50Alp UMa	1.8000	6300.0	65	18543	No
134	GOM_NL__2PRFIN20050916_125620_000000342040_00453_18543_6903.N1	16-SEP-2005 12:56:20	Bright	34.000	82	48Bet UMa	2.3650	10600.	68	18543	No
135	GOM_NL__2PRFIN20050916_125925_000000352040_00453_18543_6904.N1	16-SEP-2005 12:59:25	Bright	35.000	174	52Psi UMa	3.0040	4400.0	70	18543	No
136	GOM_NL__2PRFIN20050916_132505_000000442040_00453_18543_6905.N1	16-SEP-2005 13:25:05	Dark	43.500	65	Lam Vel	2.2040	4400.0	87	18543	No
137	GOM_NL__2PRFIN20050916_132822_000000402040_00453_18543_6906.N1	16-SEP-2005 13:28:22	Dark	40.000	46	Del Vel	1.9540	10600.	80	18543	No
138	GOM_NL__2PRFIN20050916_132954_000000472040_00453_18543_6907.N1	16-SEP-2005 13:29:54	Dark	47.000	41	Eps Car	1.8600	4100.0	94	18543	No
139	GOM_NL__2PRFIN20050916_134029_000000362040_00454_18544_6814.N1	16-SEP-2005 13:40:29	Dark	36.000	135	Bet Hyi	2.8200	5800.0	72	18544	No
140	GOM_NL__2PRFIN20050916_134601_000000452040_00454_18544_6815.N1	16-SEP-2005 13:46:01	Straylight	44.500	148	Alp Tuc	2.8780	4100.0	89	18544	No
141	GOM_NL__2PRFIN20050916_134945_000000382040_00454_18544_6816.N1	16-SEP-2005 13:49:45	Straylight	37.500	31	Alp Gru	1.7340	15200.	75	18544	No
142	GOM_NL__2PRFIN20050916_135233_000000372040_00454_18544_6817.N1	16-SEP-2005 13:52:33	Straylight	37.000	172	Gam Gru	3.0030	13100.	74	18544	No
143	GOM_NL__2PRFIN20050916_135829_000000392040_00454_18544_6818.N1	16-SEP-2005 13:58:29	Tw_i_and_stray	38.500	142	49Del Cap	2.8500	8900.0	77	18544	No
144	GOM_NL__2PRFIN20050916_140243_000000372040_00454_18544_6819.N1	16-SEP-2005 14:02:43	Bright	37.000	162	34Alp Aqr	2.9440	5350.0	74	18544	No
145	GOM_NL__2PRFIN20050916_140543_000000362040_00454_18544_6820.N1	16-SEP-2005 14:05:43	Bright	35.500	61	8Eps Peg	2.1000	3900.0	71	18544	No
146	GOM_NL__2PRFIN20050916_141303_000000352040_00454_18544_6821.N1	16-SEP-2005 14:13:03	Bright	35.000	92	53Eps Cyg	2.5000	4500.0	70	18544	No
147	GOM_NL__2PRFIN20050916_141511_000000362040_00454_18544_6822.N1	16-SEP-2005 14:15:11	Bright	35.500	66	37Gam Cyg	2.2080	5900.0	71	18544	No
148	GOM_NL__2PRFIN20050916_142028_000000362040_00454_18544_6823.N1	16-SEP-2005 14:20:28	Bright	36.000	89	5Alp Cep	2.4510	8000.0	72	18544	No
149	GOM_NL__2PRFIN20050916_142907_000000372040_00454_18544_6824.N1	16-SEP-2005 14:29:07	Bright	36.500	60	7Bet UMi	2.0810	3950.0	73	18544	No
150	GOM_NL__2PRFIN20050916_143529_000000352040_00454_18544_6825.N1	16-SEP-2005 14:35:29	Bright	34.500	36	50Alp UMa	1.8000	6300.0	69	18544	No
151	GOM_NL__2PRFIN20050916_143656_000000322040_00454_18544_6826.N1	16-SEP-2005 14:36:56	Bright	32.000	82	48Bet UMa	2.3650	10600.	64	18544	No
152	GOM_NL__2PRFIN20050916_144002_000000352040_00454_18544_6827.N1	16-SEP-2005 14:40:02	Bright	35.000	174	52Psi UMa	3.0040	4400.0	70	18544	No
153	GOM_NL__2PRFIN20050916_150541_000000412040_00454_18544_6828.N1	16-SEP-2005 15:05:41	Dark	40.500	65	Lam Vel	2.2040	4400.0	81	18544	No
154	GOM_NL__2PRFIN20050916_150858_000000392040_00454_18544_6829.N1	16-SEP-2005 15:08:58	Dark	38.500	46	Del Vel	1.9540	10600.	77	18544	No
155	GOM_NL__2PRFIN20050916_151030_000000462040_00454_18544_6830.N1	16-SEP-2005 15:10:30	Dark	46.000	41	Eps Car	1.8600	4100.0	92	18544	No
156	GOM_NL__2PRFIN20050916_152105_000000382040_00455_18545_6814.N1	16-SEP-2005 15:21:05	Dark	37.500	135	Bet Hyi	2.8200	5800.0	75	18545	No
157	GOM_NL__2PRFIN20050916_152637_000000382040_00455_18545_6815.N1	16-SEP-2005 15:26:37	Straylight	37.500	148	Alp Tuc	2.8780	4100.0	75	18545	No
158	GOM_NL__2PRFIN20050916_153022_000000382040_00455_18545_6816.N1	16-SEP-2005 15:30:22	Straylight	38.000	31	Alp Gru	1.7340	15200.	76	18545	No
159	GOM_NL__2PRFIN20050916_153309_000000382040_00455_18545_6817.N1	16-SEP-2005 15:33:09	Straylight	38.000	172	Gam Gru	3.0030	13100.	76	18545	No
160	GOM_NL__2PRFIN20050916_153906_000000392040_00455_18545_6818.N1	16-SEP-2005 15:39:06	Tw_i_and_stray	39.000	142	49Del Cap	2.8500	8900.0	78	18545	No

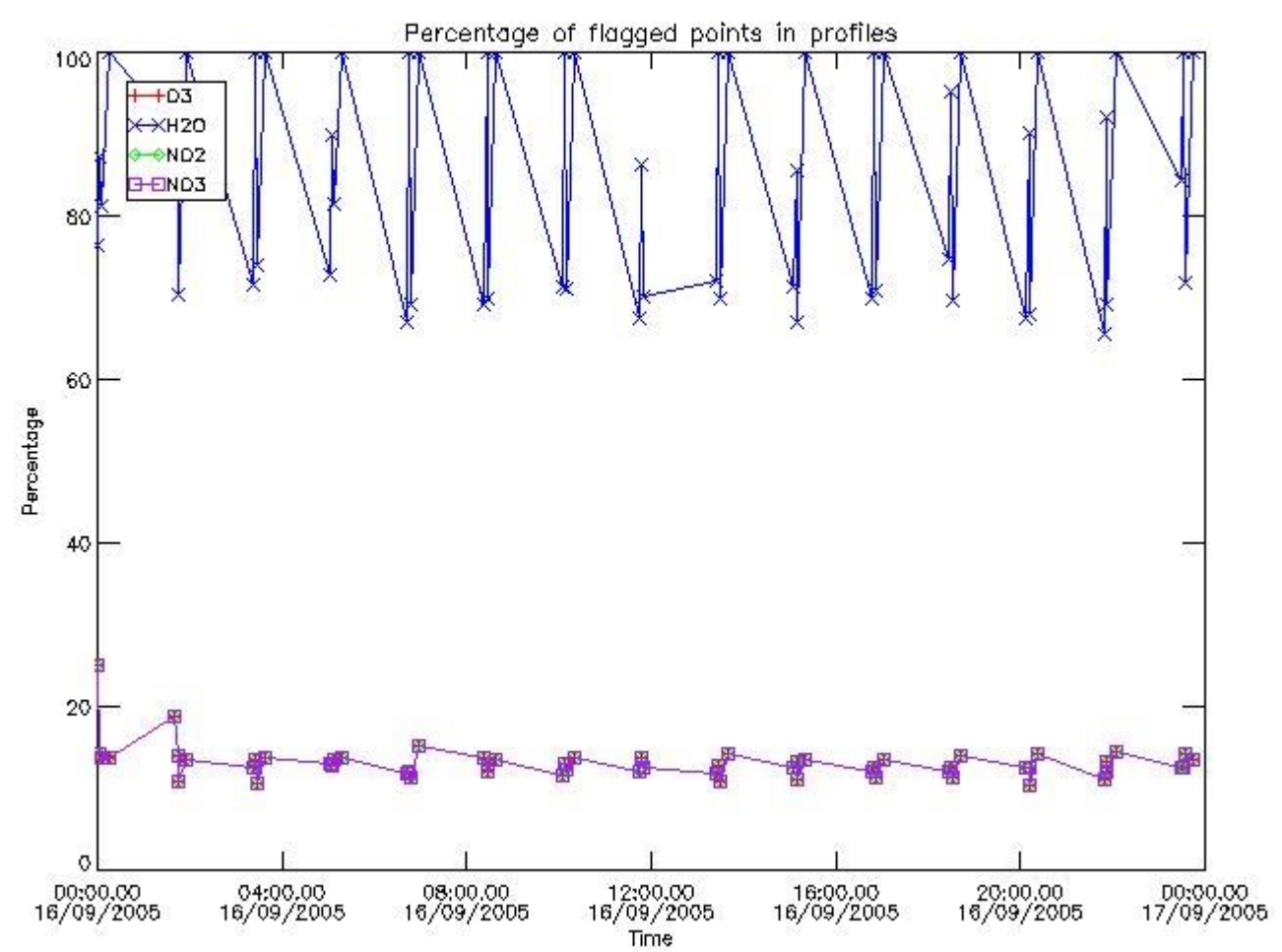
161	GOM_NL__2PRFIN20050916_154319_000000372040_00455_18545_6819.N1	16-SEP-2005 15:43:19	Bright	37.000	162	34Alp Aqr	2.9440	5350.0	74	18545	No
162	GOM_NL__2PRFIN20050916_154619_000000372040_00455_18545_6820.N1	16-SEP-2005 15:46:19	Bright	36.500	61	8Eps Peg	2.1000	3900.0	73	18545	No
163	GOM_NL__2PRFIN20050916_155339_000000372040_00455_18545_6821.N1	16-SEP-2005 15:53:39	Bright	36.500	92	53Eps Cyg	2.5000	4500.0	73	18545	No
164	GOM_NL__2PRFIN20050916_155547_000000352040_00455_18545_6822.N1	16-SEP-2005 15:55:47	Bright	35.000	66	37Gam Cyg	2.2080	5900.0	70	18545	No
165	GOM_NL__2PRFIN20050916_160104_000000362040_00455_18545_6823.N1	16-SEP-2005 16:01:04	Bright	35.500	89	5Alp Cep	2.4510	8000.0	71	18545	No
166	GOM_NL__2PRFIN20050916_160943_000000362040_00455_18545_6824.N1	16-SEP-2005 16:09:43	Bright	36.000	60	7Bet UMi	2.0810	3950.0	72	18545	No
167	GOM_NL__2PRFIN20050916_161606_000000342040_00455_18545_6825.N1	16-SEP-2005 16:16:06	Bright	33.500	36	50Alp UMa	1.8000	6300.0	67	18545	No
168	GOM_NL__2PRFIN20050916_161732_000000332040_00455_18545_6826.N1	16-SEP-2005 16:17:32	Bright	33.000	82	48Bet UMa	2.3650	10600.	66	18545	No
169	GOM_NL__2PRFIN20050916_162038_000000422040_00455_18545_6827.N1	16-SEP-2005 16:20:38	Bright	41.500	174	52Psi UMa	3.0040	4400.0	83	18545	No
170	GOM_NL__2PRFIN20050916_164617_000000422040_00455_18545_6828.N1	16-SEP-2005 16:46:17	Dark	42.000	65	Lam Vel	2.2040	4400.0	84	18545	No
171	GOM_NL__2PRFIN20050916_164934_000000412040_00455_18545_6829.N1	16-SEP-2005 16:49:34	Dark	41.000	46	Del Vel	1.9540	10600.	82	18545	No
172	GOM_NL__2PRFIN20050916_165106_000000452040_00455_18545_6830.N1	16-SEP-2005 16:51:06	Dark	45.000	41	Eps Car	1.8600	4100.0	90	18545	No
173	GOM_NL__2PRFIN20050916_170142_000000382040_00456_18546_6814.N1	16-SEP-2005 17:01:42	Dark	37.500	135	Bet Hyi	2.8200	5800.0	75	18546	No
174	GOM_NL__2PRFIN20050916_170714_000000472040_00456_18546_6815.N1	16-SEP-2005 17:07:14	Straylight	47.000	148	Alp Tuc	2.8780	4100.0	94	18546	No
175	GOM_NL__2PRFIN20050916_171058_000000432040_00456_18546_6816.N1	16-SEP-2005 17:10:58	Straylight	42.500	31	Alp Gru	1.7340	15200.	85	18546	No
176	GOM_NL__2PRFIN20050916_171345_000000392040_00456_18546_6817.N1	16-SEP-2005 17:13:45	Straylight	38.500	172	Gam Gru	3.0030	13100.	77	18546	No
177	GOM_NL__2PRFIN20050916_171942_000000412040_00456_18546_6818.N1	16-SEP-2005 17:19:42	Tw_i_and_stray	40.500	142	49Del Cap	2.8500	8900.0	81	18546	No
178	GOM_NL__2PRFIN20050916_172355_000000382040_00456_18546_6819.N1	16-SEP-2005 17:23:55	Bright	37.500	162	34Alp Aqr	2.9440	5350.0	75	18546	No
179	GOM_NL__2PRFIN20050916_172655_000000382040_00456_18546_6820.N1	16-SEP-2005 17:26:55	Bright	38.000	61	8Eps Peg	2.1000	3900.0	76	18546	No
180	GOM_NL__2PRFIN20050916_173415_000000352040_00456_18546_6821.N1	16-SEP-2005 17:34:15	Bright	35.000	92	53Eps Cyg	2.5000	4500.0	70	18546	No
181	GOM_NL__2PRFIN20050916_173623_000000372040_00456_18546_6822.N1	16-SEP-2005 17:36:23	Bright	37.000	66	37Gam Cyg	2.2080	5900.0	74	18546	No
182	GOM_NL__2PRFIN20050916_174140_000000362040_00456_18546_6823.N1	16-SEP-2005 17:41:40	Bright	35.500	89	5Alp Cep	2.4510	8000.0	71	18546	No
183	GOM_NL__2PRFIN20050916_175020_000000372040_00456_18546_6824.N1	16-SEP-2005 17:50:20	Bright	37.000	60	7Bet UMi	2.0810	3950.0	74	18546	No
184	GOM_NL__2PRFIN20050916_175642_000000362040_00456_18546_6825.N1	16-SEP-2005 17:56:42	Bright	35.500	36	50Alp UMa	1.8000	6300.0	71	18546	No
185	GOM_NL__2PRFIN20050916_175809_000000352040_00456_18546_6826.N1	16-SEP-2005 17:58:09	Bright	34.500	82	48Bet UMa	2.3650	10600.	69	18546	No
186	GOM_NL__2PRFIN20050916_180114_000000352040_00456_18546_6827.N1	16-SEP-2005 18:01:14	Bright	35.000	174	52Psi UMa	3.0040	4400.0	70	18546	No
187	GOM_NL__2PRFIN20050916_182653_000000422040_00456_18546_6828.N1	16-SEP-2005 18:26:53	Dark	42.000	65	Lam Vel	2.2040	4400.0	84	18546	No
188	GOM_NL__2PRFIN20050916_183010_000000412040_00456_18546_6829.N1	16-SEP-2005 18:30:10	Dark	41.000	46	Del Vel	1.9540	10600.	82	18546	No
189	GOM_NL__2PRFIN20050916_183143_000000452040_00456_18546_6830.N1	16-SEP-2005 18:31:43	Dark	45.000	41	Eps Car	1.8600	4100.0	90	18546	No
190	GOM_NL__2PRFIN20050916_184218_000000372040_00457_18547_6814.N1	16-SEP-2005 18:42:18	Dark	36.500	135	Bet Hyi	2.8200	5800.0	73	18547	No
191	GOM_NL__2PRFIN20050916_184750_000000392040_00457_18547_6815.N1	16-SEP-2005 18:47:50	Straylight	38.500	148	Alp Tuc	2.8780	4100.0	77	18547	No
192	GOM_NL__2PRFIN20050916_185134_000000382040_00457_18547_6816.N1	16-SEP-2005 18:51:34	Straylight	38.000	31	Alp Gru	1.7340	15200.	76	18547	No
193	GOM_NL__2PRFIN20050916_185421_000000382040_00457_18547_6817.N1	16-SEP-2005 18:54:21	Straylight	37.500	172	Gam Gru	3.0030	13100.	75	18547	No
194	GOM_NL__2PRFIN20050916_190018_000000392040_00457_18547_6818.N1	16-SEP-2005 19:00:18	Tw_i_and_stray	39.000	142	49Del Cap	2.8500	8900.0	78	18547	No
195	GOM_NL__2PRFIN20050916_190431_000000372040_00457_18547_6819.N1	16-SEP-2005 19:04:31	Bright	37.000	162	34Alp Aqr	2.9440	5350.0	74	18547	No
196	GOM_NL__2PRFIN20050916_190731_000000372040_00457_18547_6820.N1	16-SEP-2005 19:07:31	Bright	37.000	61	8Eps Peg	2.1000	3900.0	74	18547	No
197	GOM_NL__2PRFIN20050916_191452_000000372040_00457_18547_6821.N1	16-SEP-2005 19:14:52	Bright	37.000	92	53Eps Cyg	2.5000	4500.0	74	18547	No
198	GOM_NL__2PRFIN20050916_191700_000000372040_00457_18547_6822.N1	16-SEP-2005 19:17:00	Bright	36.500	66	37Gam Cyg	2.2080	5900.0	73	18547	No
199	GOM_NL__2PRFIN20050916_192216_000000362040_00457_18547_6823.N1	16-SEP-2005 19:22:16	Bright	36.000	89	5Alp Cep	2.4510	8000.0	72	18547	No
200	GOM_NL__2PRFIN20050916_193056_000000362040_00457_18547_6824.N1	16-SEP-2005 19:30:56	Bright	36.000	60	7Bet UMi	2.0810	3950.0	72	18547	No
201	GOM_NL__2PRFIN20050916_193718_000000362040_00457_18547_6825.N1	16-SEP-2005 19:37:18	Bright	35.500	36	50Alp UMa	1.8000	6300.0	71	18547	No
202	GOM_NL__2PRFIN20050916_193845_000000402040_00457_18547_6826.N1	16-SEP-2005 19:38:45	Bright	39.500	82	48Bet UMa	2.3650	10600.	79	18547	No
203	GOM_NL__2PRFIN20050916_194150_000000522040_00457_18547_6827.N1	16-SEP-2005 19:41:50	Bright	52.000	174	52Psi UMa	3.0040	4400.0	104	18547	No
204	GOM_NL__2PRFIN20050916_200729_000000412040_00457_18547_6828.N1	16-SEP-2005 20:07:29	Dark	40.500	65	Lam Vel	2.2040	4400.0	81	18547	No
205	GOM_NL__2PRFIN20050916_201047_000000412040_00457_18547_6829.N1	16-SEP-2005 20:10:47	Dark	41.000	46	Del Vel	1.9540	10600.	82	18547	No
206	GOM_NL__2PRFIN20050916_201219_000000492040_00457_18547_6830.N1	16-SEP-2005 20:12:19	Dark	49.000	41	Eps Car	1.8600	4100.0	98	18547	No
207	GOM_NL__2PRFIN20050916_202254_000000362040_00458_18548_6814.N1	16-SEP-2005 20:22:54	Dark	36.000	135	Bet Hyi	2.8200	5800.0	72	18548	No
208	GOM_NL__2PRFIN20050916_202826_000000432040_00458_18548_6815.N1	16-SEP-2005 20:28:26	Straylight	43.000	148	Alp Tuc	2.8780	4100.0	86	18548	No
209	GOM_NL__2PRFIN20050916_203210_000000412040_00458_18548_6816.N1	16-SEP-2005 20:32:10	Straylight	40.500	31	Alp Gru	1.7340	15200.	81	18548	No
210	GOM_NL__2PRFIN20050916_203457_000000392040_00458_18548_6817.N1	16-SEP-2005 20:34:57	Straylight	38.500	172	Gam Gru	3.0030	13100.	77	18548	No
211	GOM_NL__2PRFIN20050916_204054_000000392040_00458_18548_6818.N1	16-SEP-2005 20:40:54	Tw_i_and_stray	39.000	142	49Del Cap	2.8500	8900.0	78	18548	No
212	GOM_NL__2PRFIN20050916_204507_000000372040_00458_18548_6819.N1	16-SEP-2005 20:45:07	Bright	36.500	162	34Alp Aqr	2.9440	5350.0	73	18548	No
213	GOM_NL__2PRFIN20050916_204807_000000372040_00458_18548_6820.N1	16-SEP-2005 20:48:07	Bright	36.500	61	8Eps Peg	2.1000	3900.0	73	18548	No
214	GOM_NL__2PRFIN20050916_205528_000000372040_00458_18548_6821.N1	16-SEP-2005 20:55:28	Bright	36.500	92	53Eps Cyg	2.5000	4500.0	73	18548	No
215	GOM_NL__2PRFIN20050916_205736_000000362040_00458_18548_6822.N1	16-SEP-2005 20:57:36	Bright	35.500	66	37Gam Cyg	2.2080	5900.0	71	18548	No
216	GOM_NL__2PRFIN20050916_210252_000000342040_00458_18548_6823.N1	16-SEP-2005 21:02:52	Bright	33.500	89	5Alp Cep	2.4510	8000.0	67	18548	No
217	GOM_NL__2PRFIN20050916_211132_000000372040_00458_18548_6824.N1	16-SEP-2005 21:11:32	Bright	36.500	60	7Bet UMi	2.0810	3950.0	73	18548	No
218	GOM_NL__2PRFIN20050916_211754_000000442040_00458_18548_6825.N1	16-SEP-2005 21:17:54	Bright	44.000	36	50Alp UMa	1.8000	6300.0	88	18548	No
219	GOM_NL__2PRFIN20050916_211921_000000342040_00458_18548_6826.N1	16-SEP-2005 21:19:21	Bright	33.500	82	48Bet UMa	2.3650	10600.	67	18548	No

220	GOM_NL__2PRFIN20050916_212226_000000332040_00458_18548_6827.N1	16-SEP-2005 21:22:26	Bright	33.000	174	52Psi UMa	3.0040	4400.0	66	18548	No
221	GOM_NL__2PRFIN20050916_214805_000000462040_00458_18548_6828.N1	16-SEP-2005 21:48:05	Dark	45.500	65	Lam Vel	2.2040	4400.0	91	18548	No
222	GOM_NL__2PRFIN20050916_215123_000000392040_00458_18548_6829.N1	16-SEP-2005 21:51:23	Dark	38.500	46	Del Vel	1.9540	10600.	77	18548	No
223	GOM_NL__2PRFIN20050916_215255_000000432040_00458_18548_6830.N1	16-SEP-2005 21:52:55	Dark	42.500	41	Eps Car	1.8600	4100.0	85	18548	No
224	GOM_NL__2PRFIN20050916_220330_000000362040_00459_18549_6815.N1	16-SEP-2005 22:03:30	Dark	35.500	135	Bet Hyi	2.8200	5800.0	71	18549	No
225	GOM_NL__2PRFIN20050916_220902_000000382040_00459_18549_6816.N1	16-SEP-2005 22:09:02	Straylight	37.500	148	Alp Tuc	2.8780	4100.0	75	18549	No
226	GOM_NL__2PRFIN20050916_221246_000000412040_00459_18549_6817.N1	16-SEP-2005 22:12:46	Straylight	40.500	31	Alp Gru	1.7340	15200.	81	18549	No
227	GOM_NL__2PRFIN20050916_221533_000000382040_00459_18549_6818.N1	16-SEP-2005 22:15:33	Straylight	38.000	172	Gam Gru	3.0030	13100.	76	18549	No
228	GOM_NL__2PRFIN20050916_222130_000000382040_00459_18549_6819.N1	16-SEP-2005 22:21:30	Twilight_and_stray	37.500	142	49Del Cap	2.8500	8900.0	75	18549	No
229	GOM_NL__2PRFIN20050916_222543_000000362040_00459_18549_6820.N1	16-SEP-2005 22:25:43	Bright	36.000	162	34Alp Aqr	2.9440	5350.0	72	18549	No
230	GOM_NL__2PRFIN20050916_222843_000000372040_00459_18549_6821.N1	16-SEP-2005 22:28:43	Bright	36.500	61	8Eps Peg	2.1000	3900.0	73	18549	No
231	GOM_NL__2PRFIN20050916_223604_000000362040_00459_18549_6822.N1	16-SEP-2005 22:36:04	Bright	35.500	92	53Eps Cyg	2.5000	4500.0	71	18549	No
232	GOM_NL__2PRFIN20050916_223812_000000372040_00459_18549_6823.N1	16-SEP-2005 22:38:12	Bright	37.000	66	37Gam Cyg	2.2080	5900.0	74	18549	No
233	GOM_NL__2PRFIN20050916_224328_000000372040_00459_18549_6824.N1	16-SEP-2005 22:43:28	Bright	36.500	89	5Alp Cep	2.4510	8000.0	73	18549	No
234	GOM_NL__2PRFIN20050916_225208_000000362040_00459_18549_6825.N1	16-SEP-2005 22:52:08	Bright	36.000	60	7Bet UMi	2.0810	3950.0	72	18549	No
235	GOM_NL__2PRFIN20050916_225830_000000352040_00459_18549_6826.N1	16-SEP-2005 22:58:30	Bright	35.000	36	50Alp UMa	1.8000	6300.0	70	18549	No
236	GOM_NL__2PRFIN20050916_225957_000000342040_00459_18549_6827.N1	16-SEP-2005 22:59:57	Bright	34.000	82	48Bet UMa	2.3650	10600.	68	18549	No
237	GOM_NL__2PRFIN20050916_230302_000000342040_00459_18549_6828.N1	16-SEP-2005 23:03:02	Bright	33.500	174	52Psi UMa	3.0040	4400.0	67	18549	No
238	GOM_NL__2PRFIN20050916_232841_000000452040_00459_18549_6829.N1	16-SEP-2005 23:28:41	Dark	45.000	65	Lam Vel	2.2040	4400.0	90	18549	No
239	GOM_NL__2PRFIN20050916_233159_000000412040_00459_18549_6830.N1	16-SEP-2005 23:31:59	Dark	41.000	46	Del Vel	1.9540	10600.	82	18549	No
240	GOM_NL__2PRFIN20050916_233331_000000402040_00459_18549_6831.N1	16-SEP-2005 23:33:31	Dark	39.500	41	Eps Car	1.8600	4100.0	79	18549	No
241	GOM_NL__2PRFIN20050916_234406_000000382040_00460_18550_6837.N1	16-SEP-2005 23:44:06	Dark	37.500	135	Bet Hyi	2.8200	5800.0	75	18550	No
242	GOM_NL__2PRFIN20050916_234938_000000422040_00460_18550_6838.N1	16-SEP-2005 23:49:38	Straylight	41.500	148	Alp Tuc	2.8780	4100.0	83	18550	No
243	GOM_NL__2PRFIN20050916_235322_000000412040_00460_18550_6839.N1	16-SEP-2005 23:53:22	Straylight	40.500	31	Alp Gru	1.7340	15200.	81	18550	No
244	GOM_NL__2PRFIN20050916_235609_000000392040_00460_18550_6840.N1	16-SEP-2005 23:56:09	Straylight	38.500	172	Gam Gru	3.0030	13100.	77	18550	No

3. Quality information per product

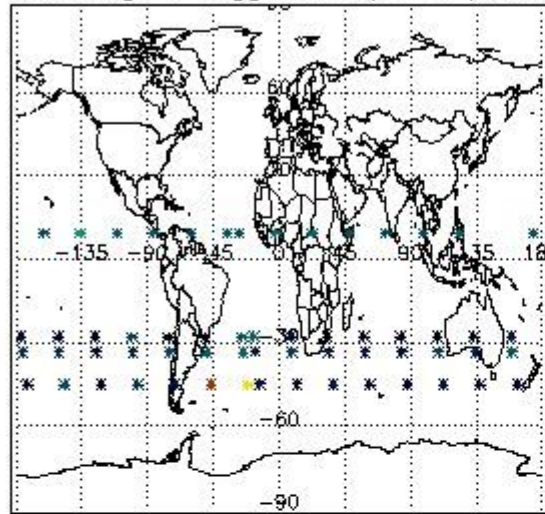
In this section it is plotted some information contained in the Quality Summary data set of the level 2 products. Only products in dark limb conditions and without errors (error flag in the MPH set to "0") are used.

3.1 Plot quality information per product (time dependant)

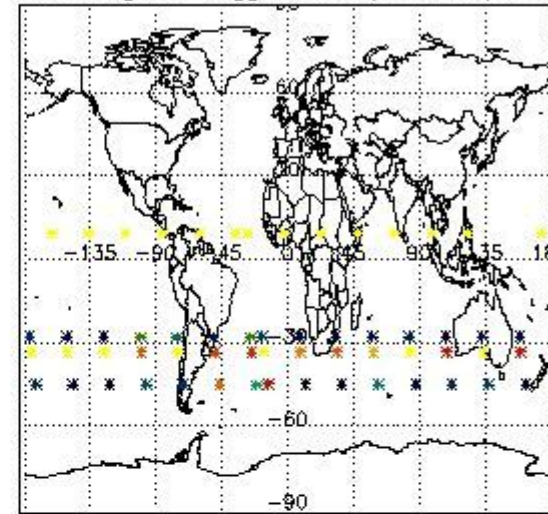


3.2 Plot quality information per product (world map)

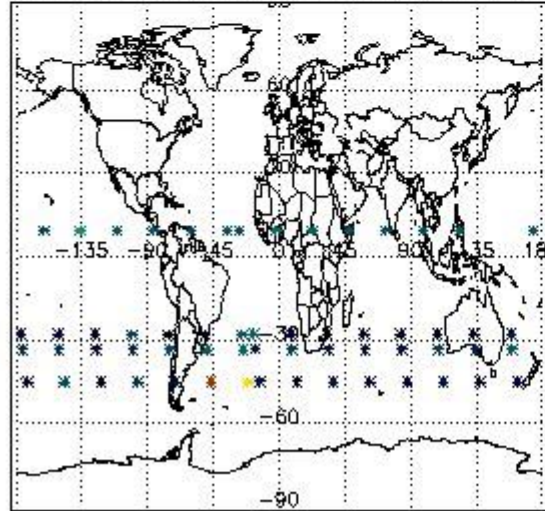
Percentage of flagged data per O3 profile



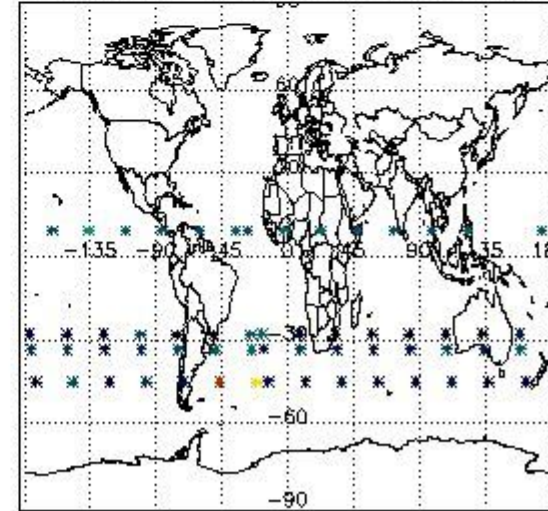
Percentage of flagged data per H2O profile



Percentage of flagged data per NO2 profile



Percentage of flagged data per NO3 profile

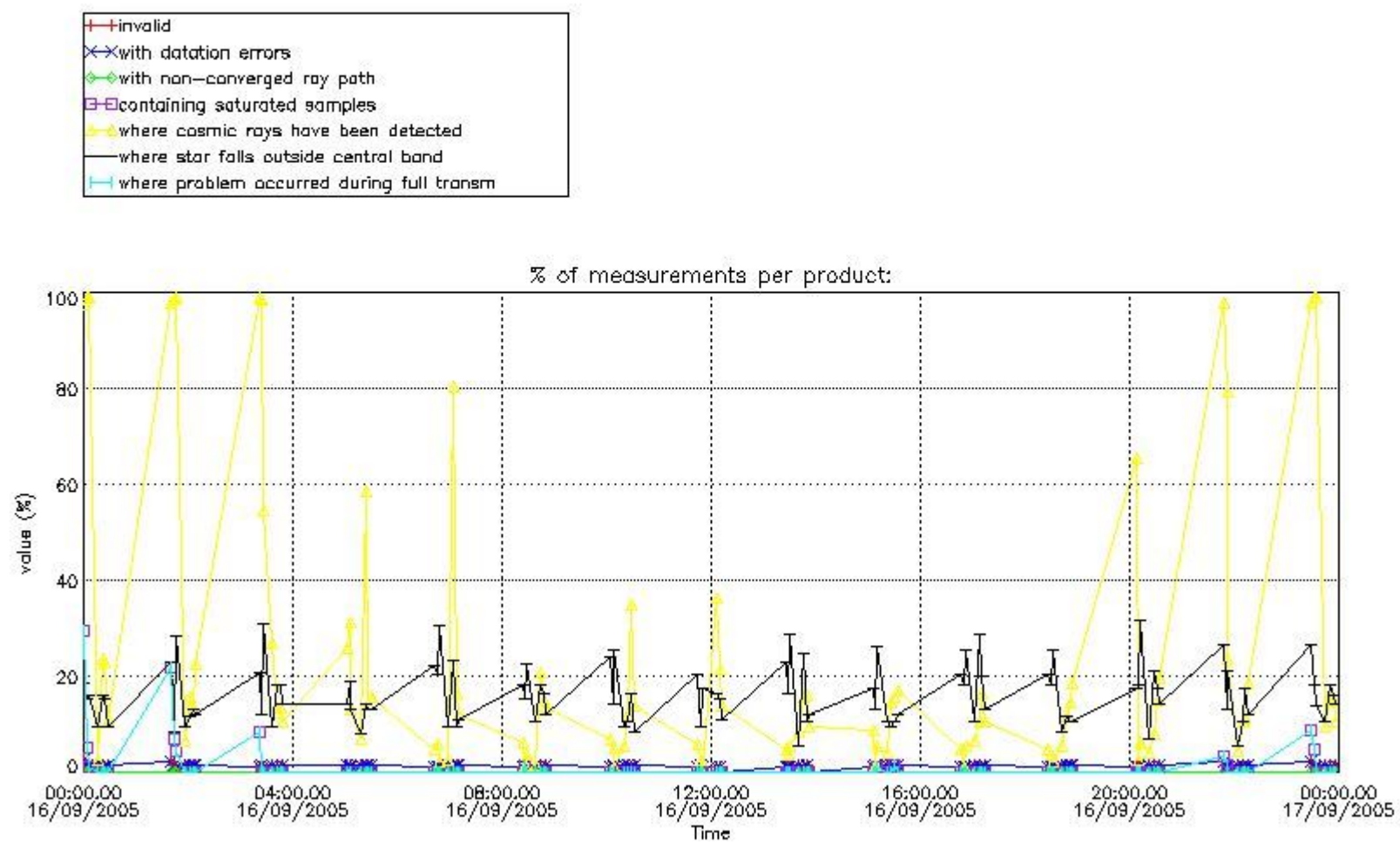


4. Level 1 quality information per product

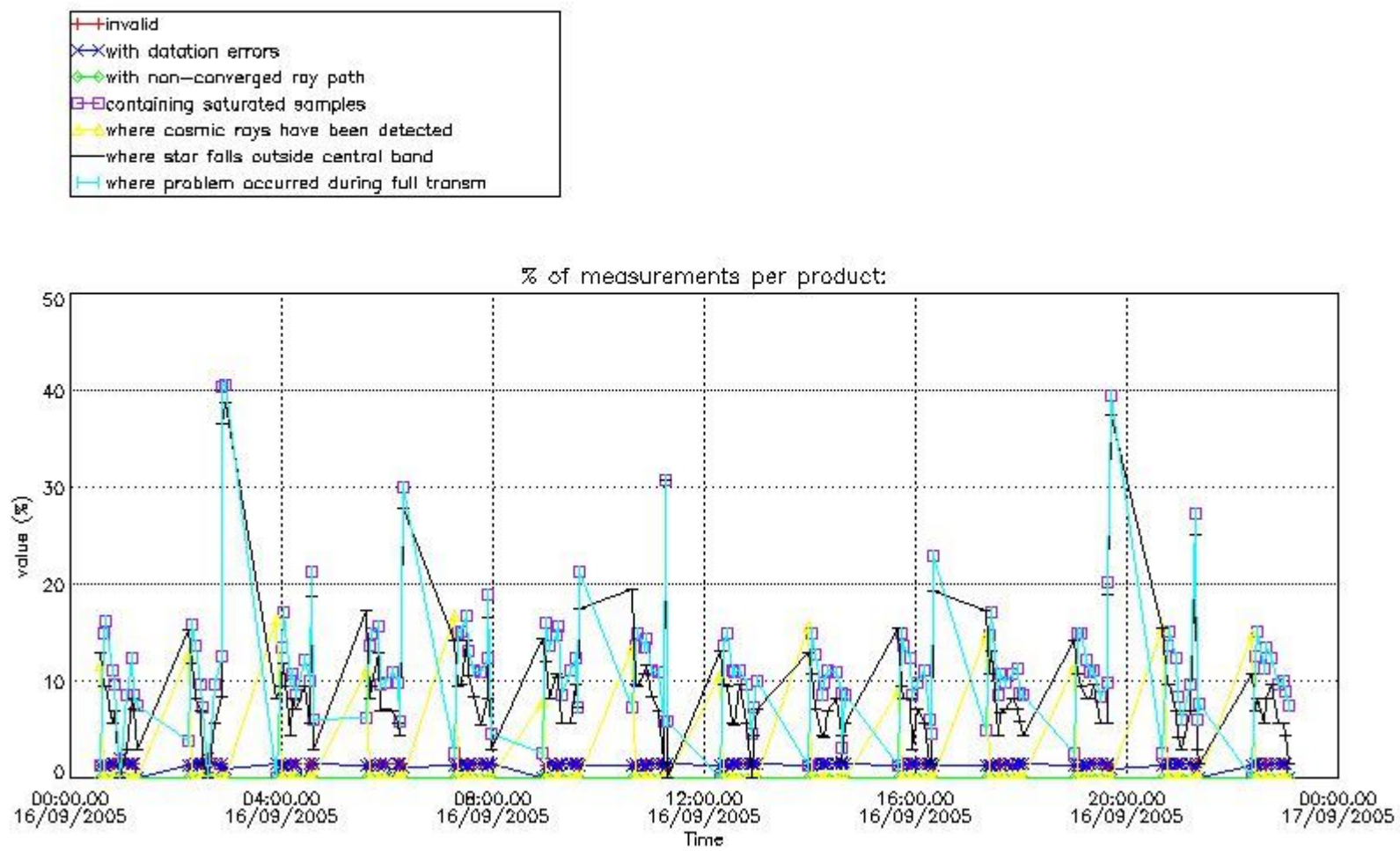
In this section it is plotted some information contained in the Quality Summary data set of the level 2 products that comes from the level 1b processing. Products without errors (error flag in the MPH set to "0") are used.

4.1 Plot quality information per product (time dependant) coming from level 1b processing

4.1.1 Plot level 1 quality information per product (time dependant): ENVISAT ASCENDING passes



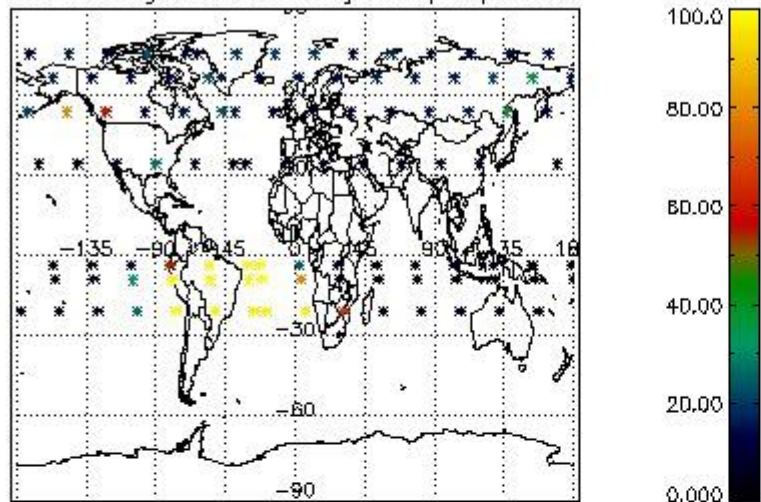
4.1.2 Plot level 1 quality information per product (time dependant): ENVI SAT DESCENDING passes



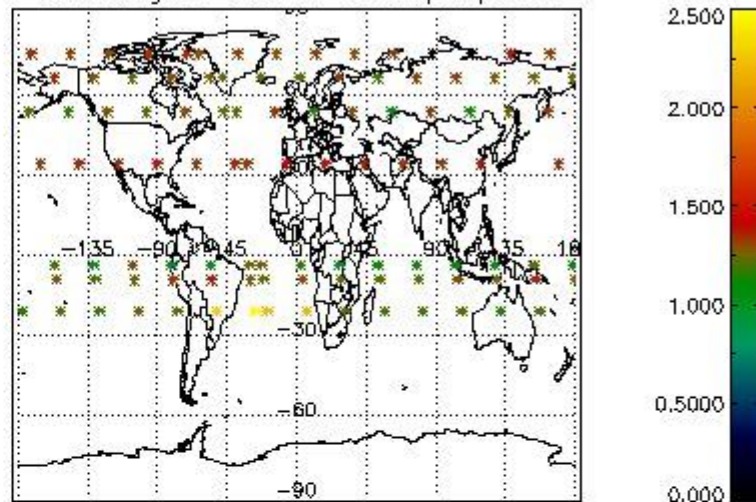
4.2 Plot quality information per product coming from level 1b processing (world map)

4.2.1 Plot level 1 quality information per product (world map): ENVISAT ASCENDING passes

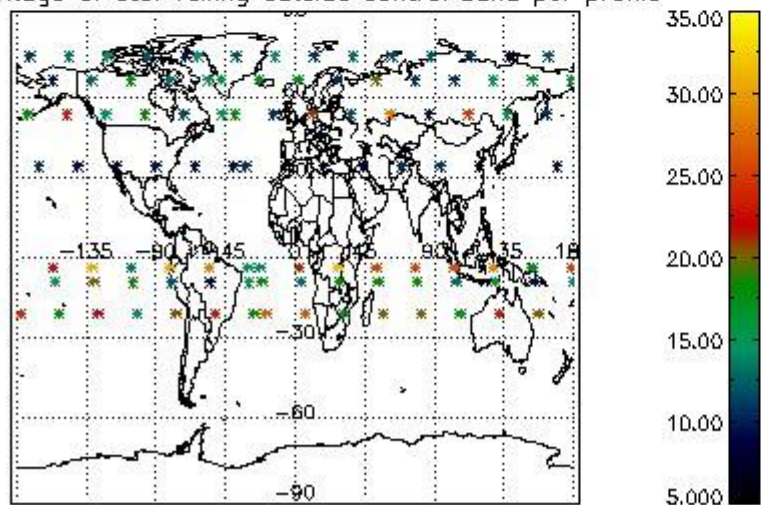
Percentage of cosmic ray hits per profile



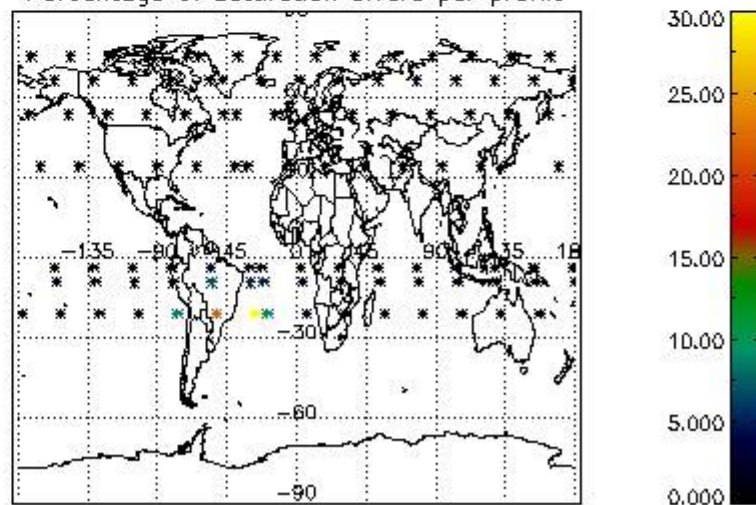
Percentage of datation errors per profile



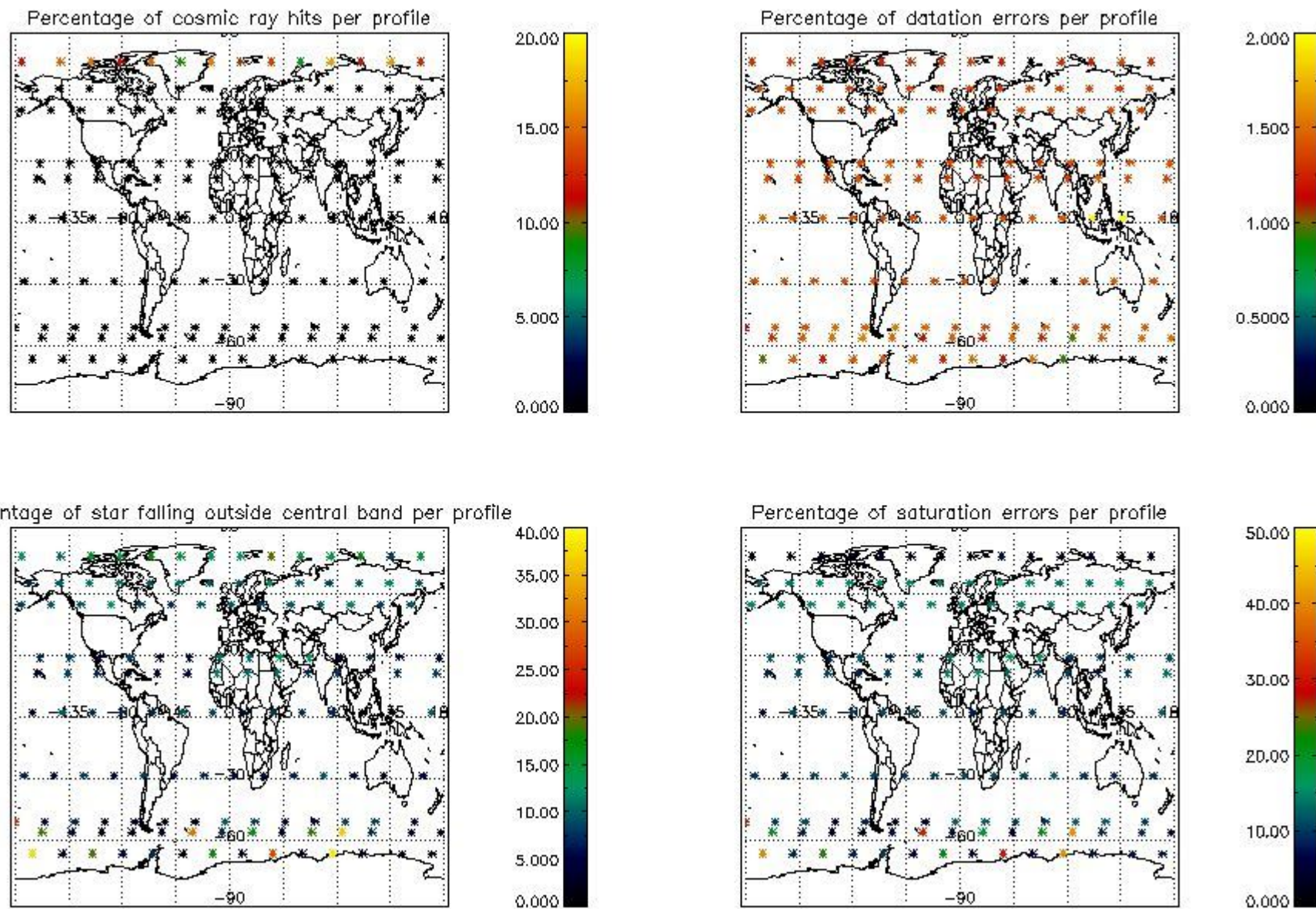
Percentage of star falling outside central band per profile



Percentage of saturation errors per profile



4.2.2 Plot level 1 quality information per product (world map): ENVISAT DESCENDING passes



5. Trace gas profiles

5.1 Ozone statistics based on quality of products

The final quality of the products can be "measured" using the STD (Standard Deviation) attached to every point profile. This information is written to the parameter GOM_NL__2P/NL_LOCAL_SPECIES_DENSITY/o3_std of the level 2 products. The table below shows the statistics for given STD ranges.

The statistics are given with respect to the overall valid production:

- Products without fatal errors: GOM_NL__2P/MPH/PRODUCT_ERR=0
- Valid point profile: GOM_NL__2P/NL_LOCAL_SPECIES_DENSITY/pcd(0)=0

The 'Criteria' is applied to valid points of dark limb products:

- Products in dark limb illumination condition: GOM_NL__2P/NL_SUMMARY_QUALITY/obs_ill_cond=0
- Products without fatal errors: GOM_NL__2P/MPH/PRODUCT_ERR=0
- Valid point profile: GOM_NL__2P/NL_LOCAL_SPECIES_DENSITY/pcd(0)=0

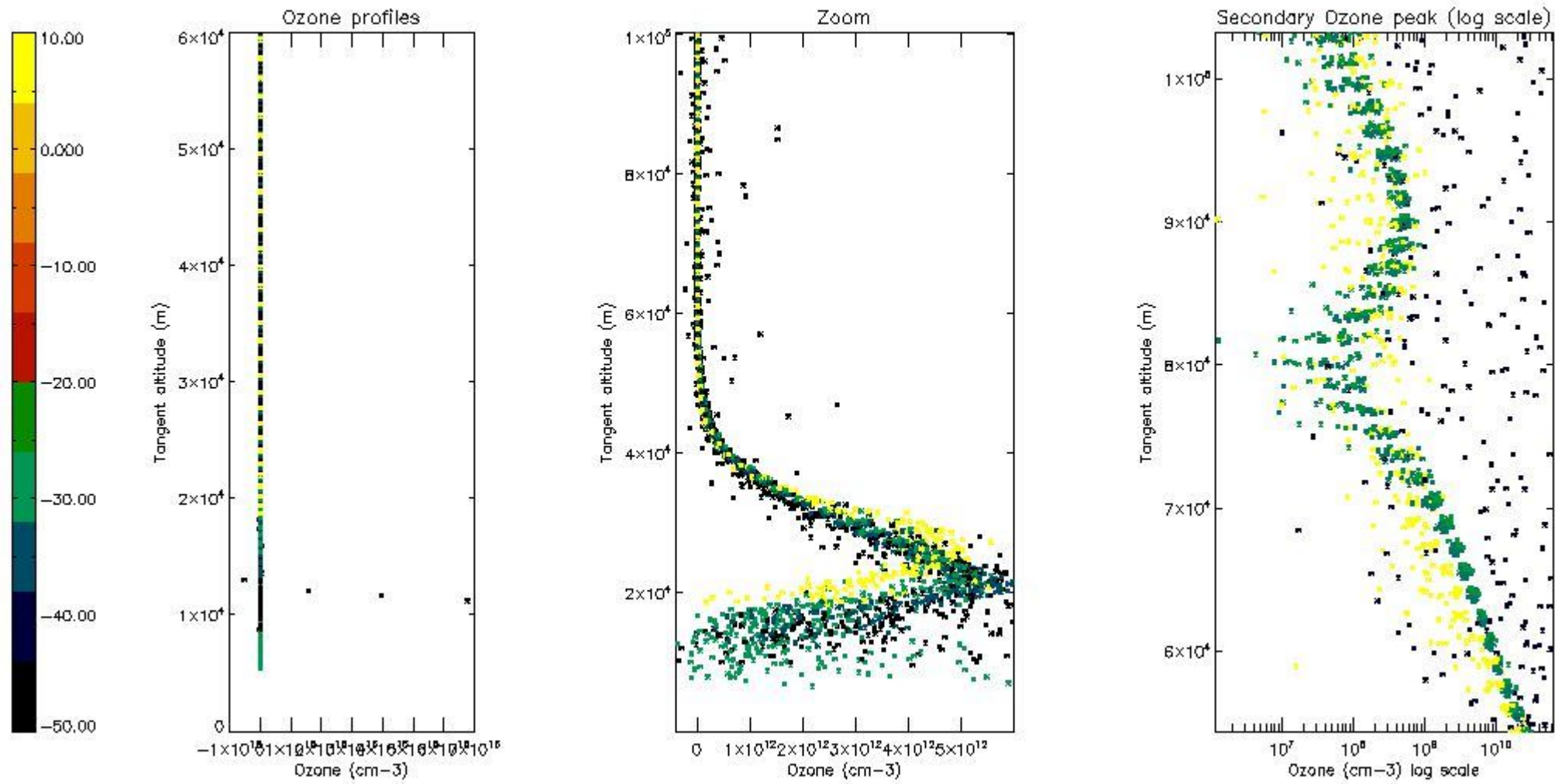
So, the table below shows the percentage of dark limb and valid observations for each criteria with respect to the overall valid daily observations.

Criteria	% of total production
All STD	27
STD < 20	12

STD < 10	8
STD < 5	4

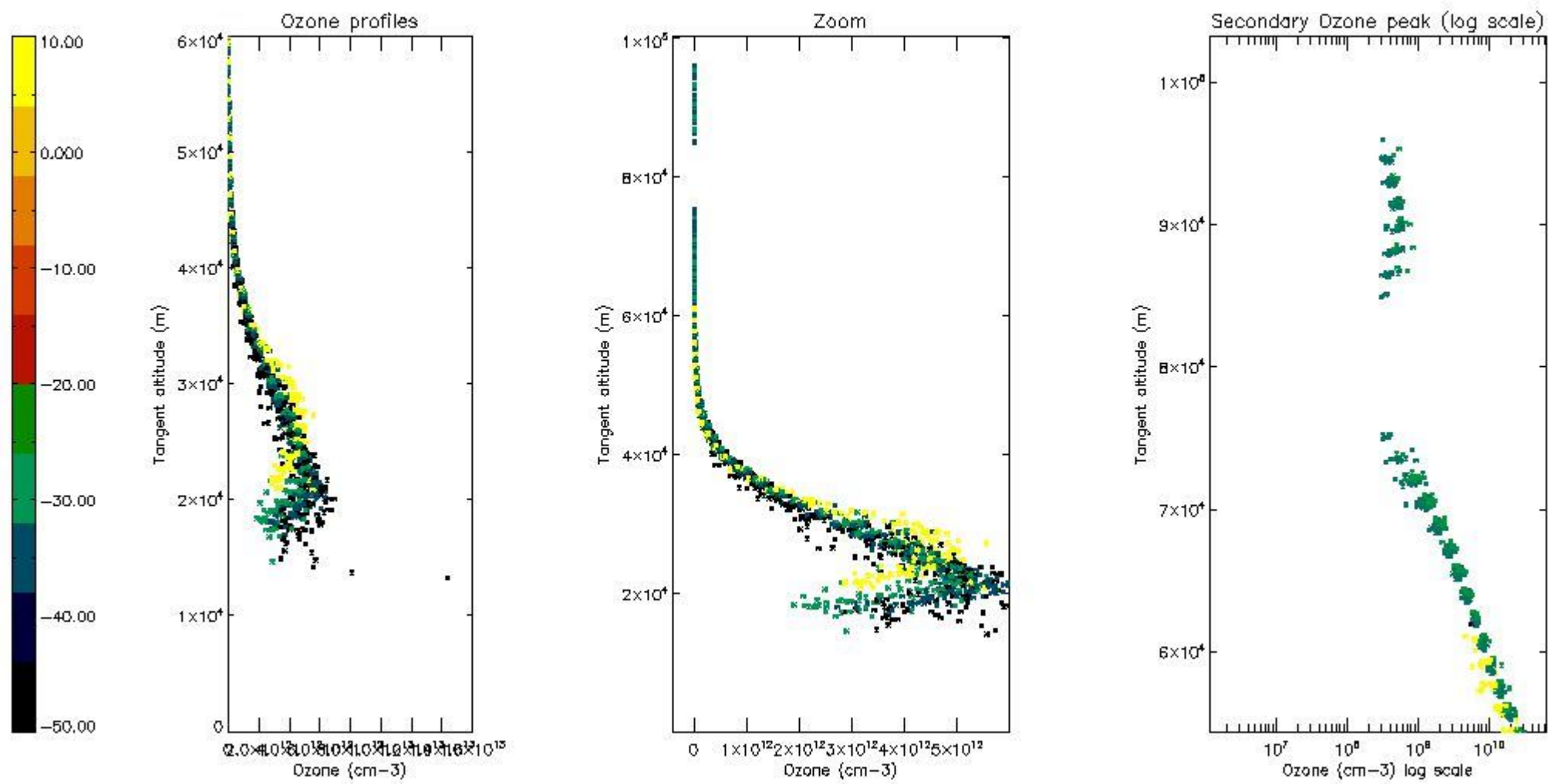
5.2 Plot ozone profiles for all STD (dark without errors)

The colorbar represents the latitude.



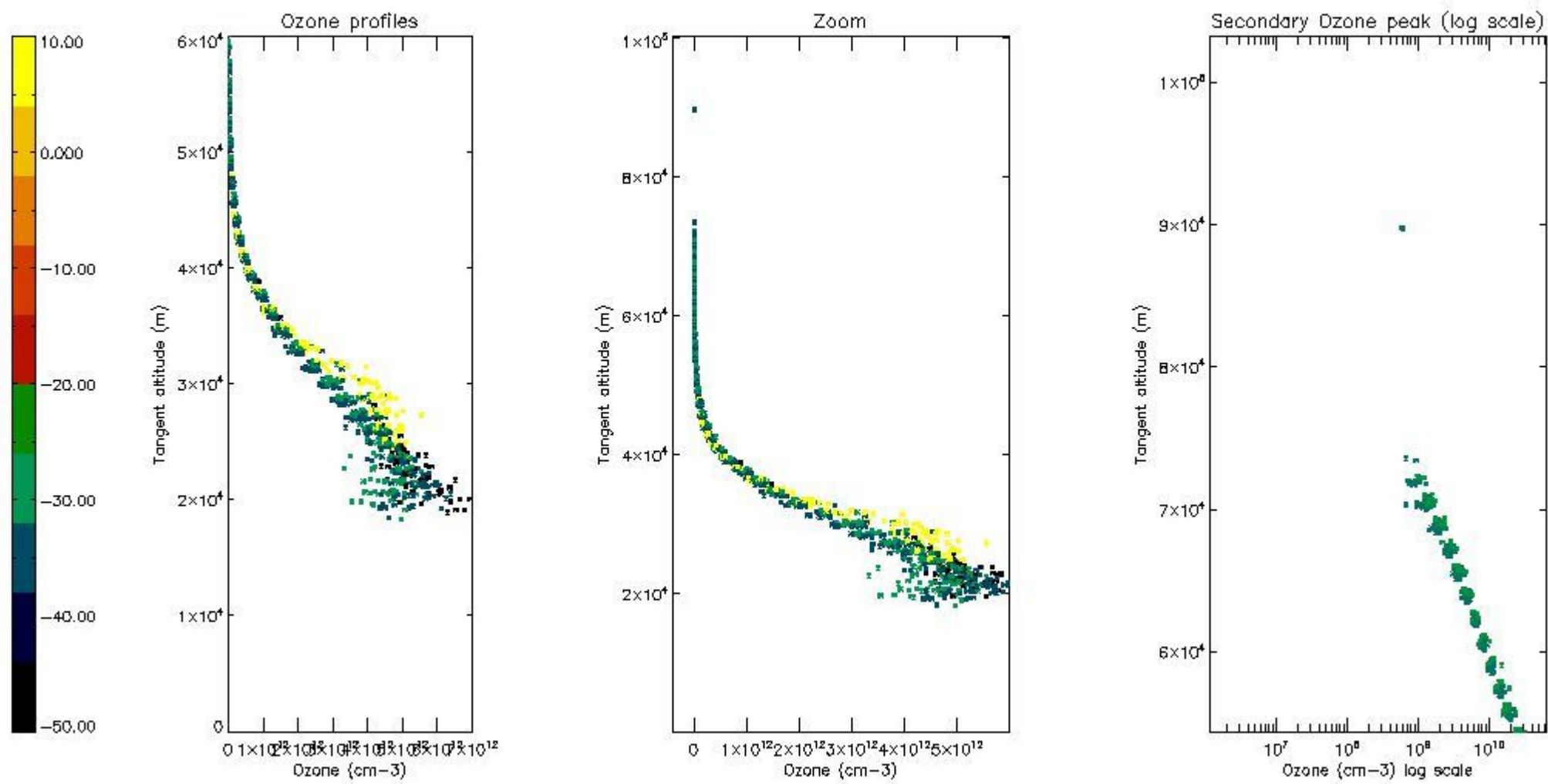
5.3 Plot ozone profiles where STD < 20% (dark without errors)

The colorbar represents the latitude.



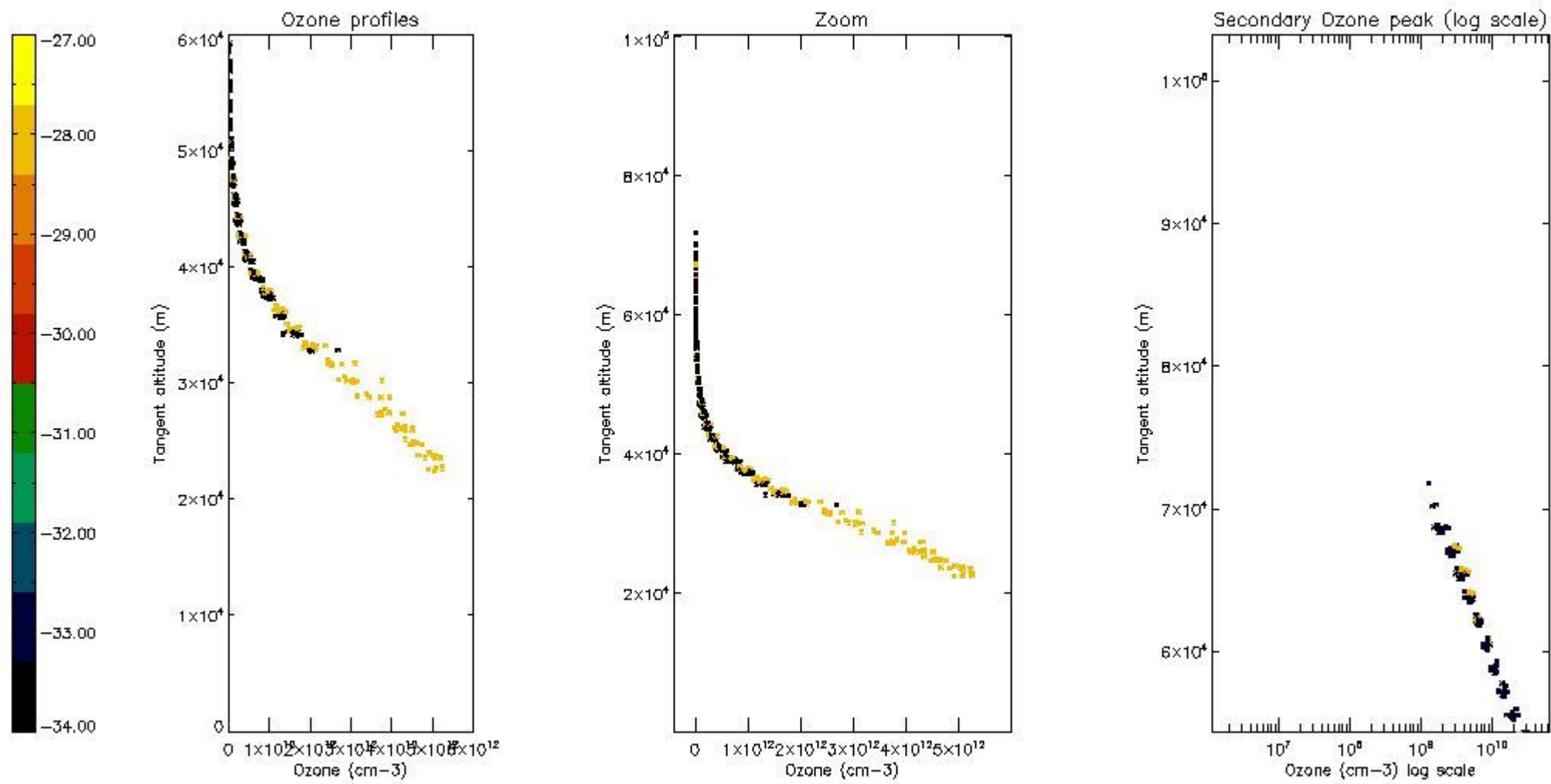
5.4 Plot ozone profiles where STD < 10% (dark without errors)

The colorbar represents the latitude.



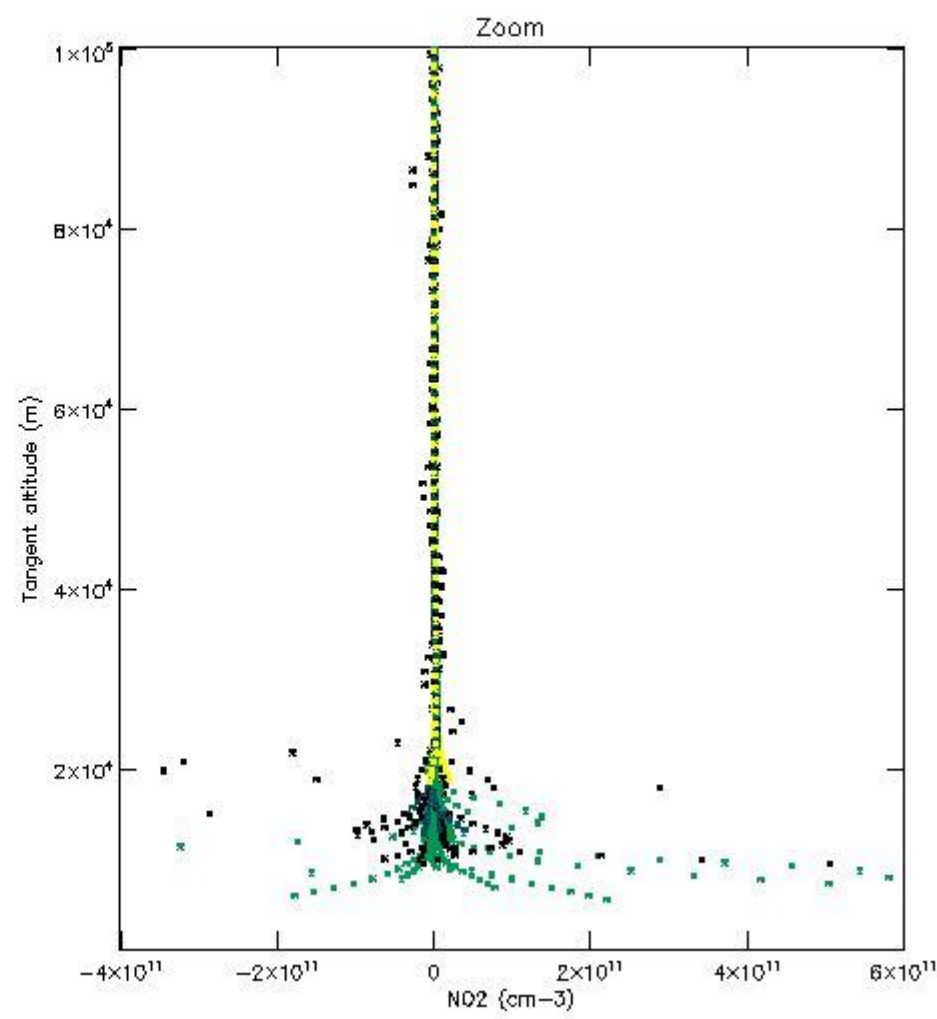
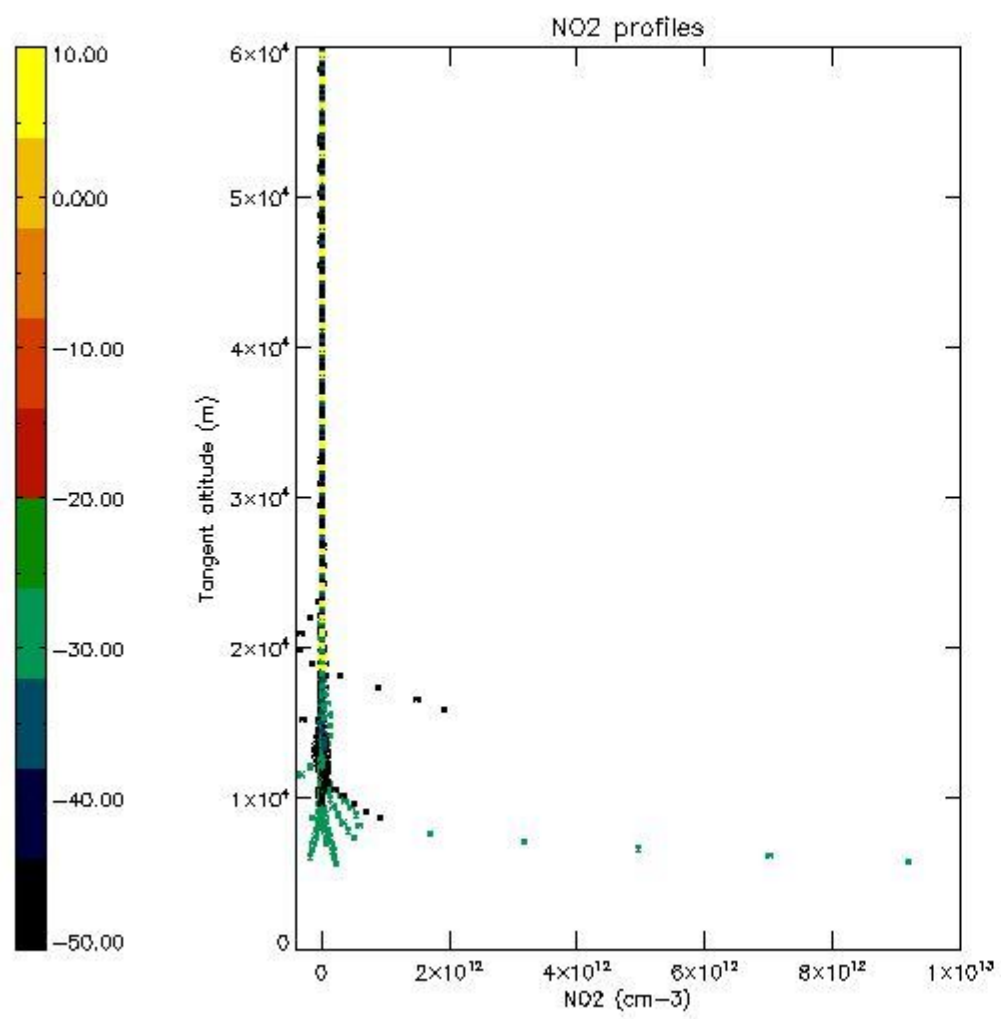
5.5 Plot ozone profiles where STD < 5% (dark without errors)

The colorbar represents the latitude.



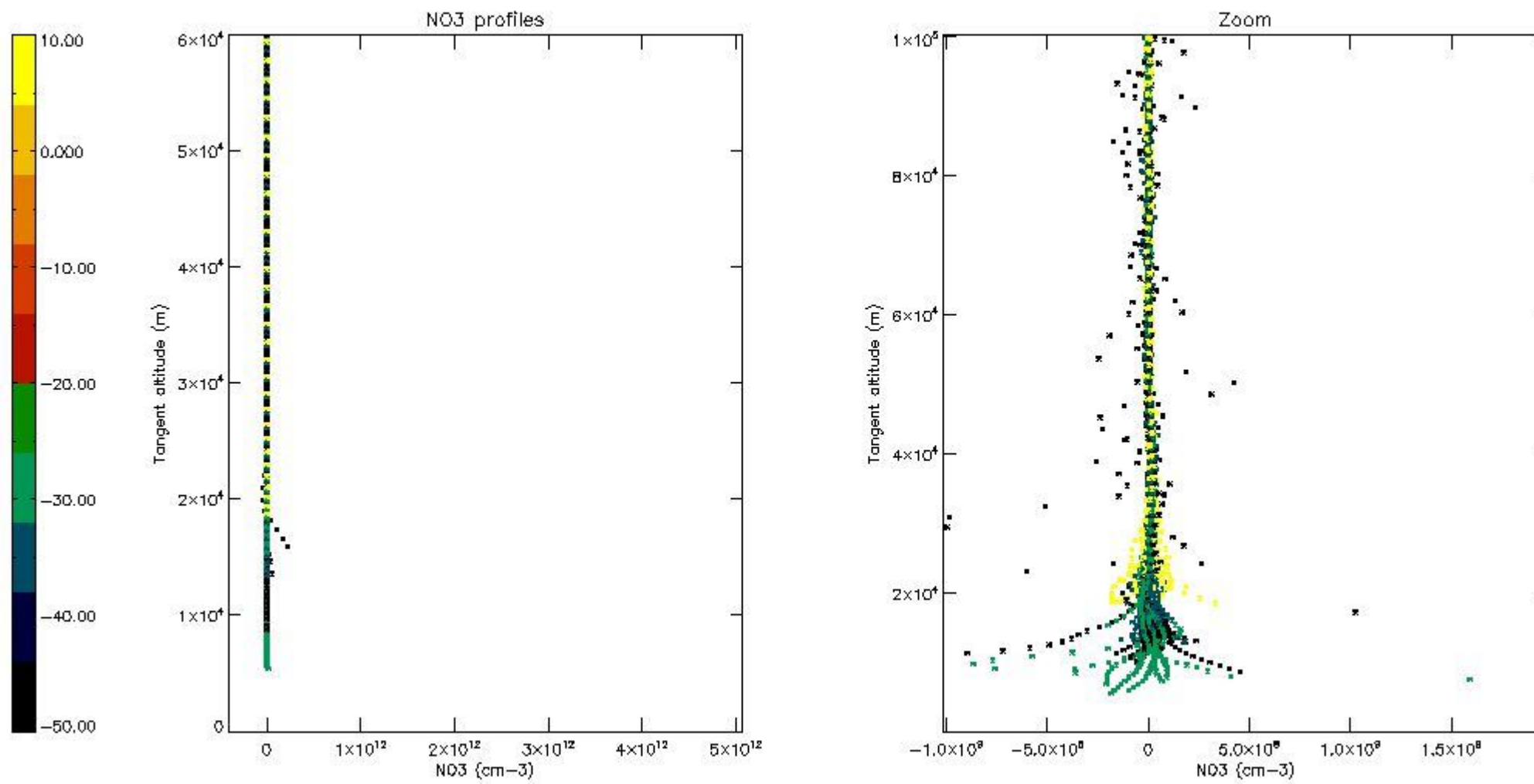
5.6 Plot NO₂ profiles for all STD (dark without errors)

The colorbar represents the latitude.



5.7 Plot NO3 profiles for all STD (dark without errors)

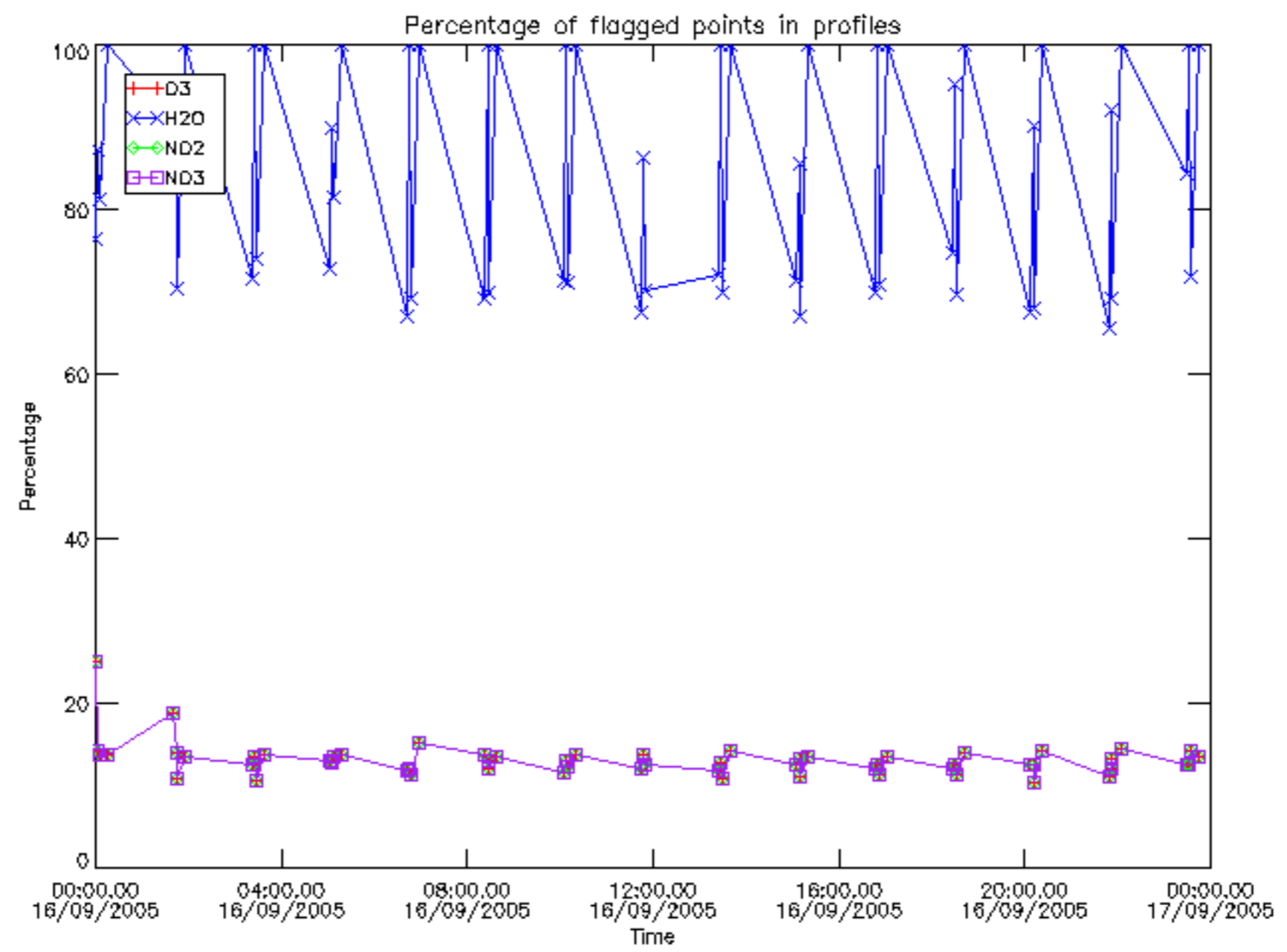
The colorbar represents the latitude.



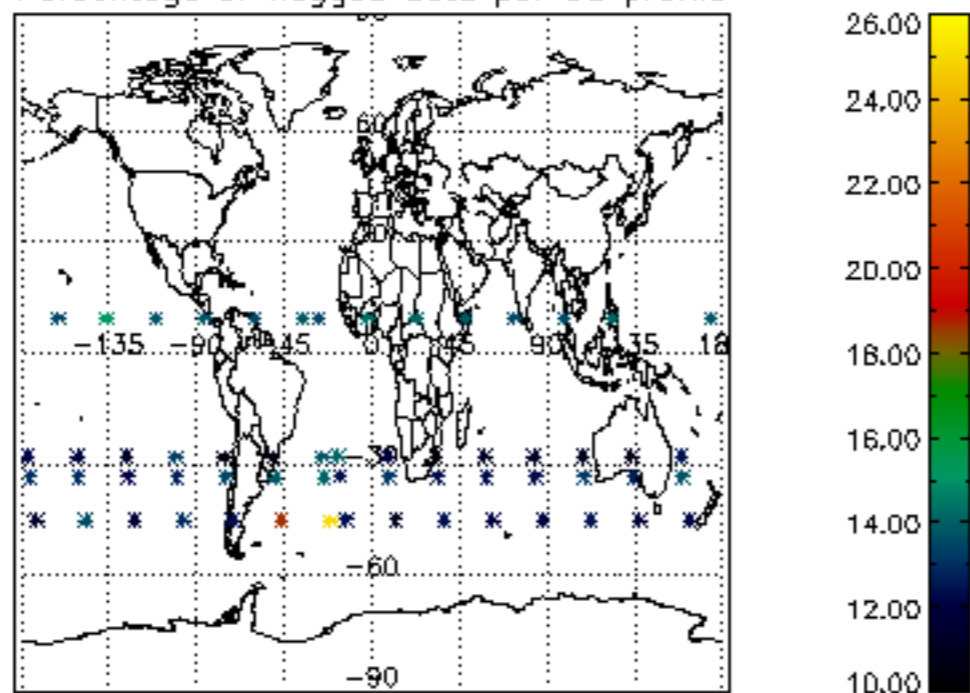
6. Auxiliary Data Files used for the production reported in section 2

The number reported in the third column indicates since which file (see list in section 2) the corresponding auxiliary file has been used. The fourth column is the date of those product files.

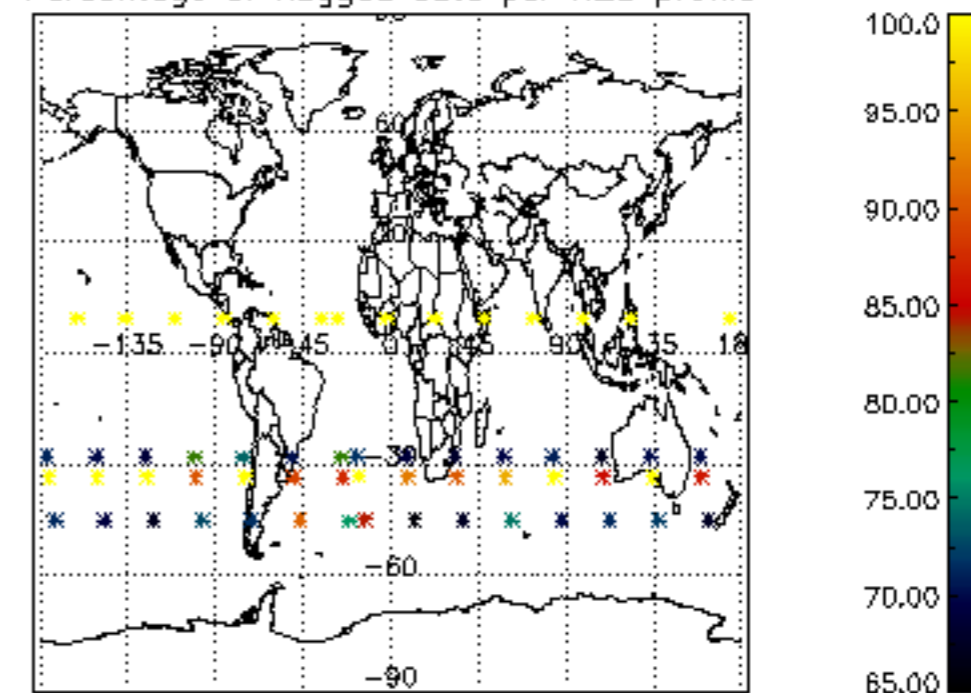
Type	Auxiliary Filename	Used since product	Used since product date
INST_PHYS_CHARACTERISTICS	GOM_INS_AXVIEC20091111_143220_20030716_120000_20500101_000000	1	16-SEP-2005 00:00:16
LEVEL-2_PROC_CONFIG	GOM_PR2_AXVIEC20091111_152718_20020301_000000_20500101_000000	1	16-SEP-2005 00:00:16
CROSS_SECTIONS_FILE	GOM_CRS_AXVIEC20091111_154832_20020301_000000_20500101_000000	1	16-SEP-2005 00:00:16



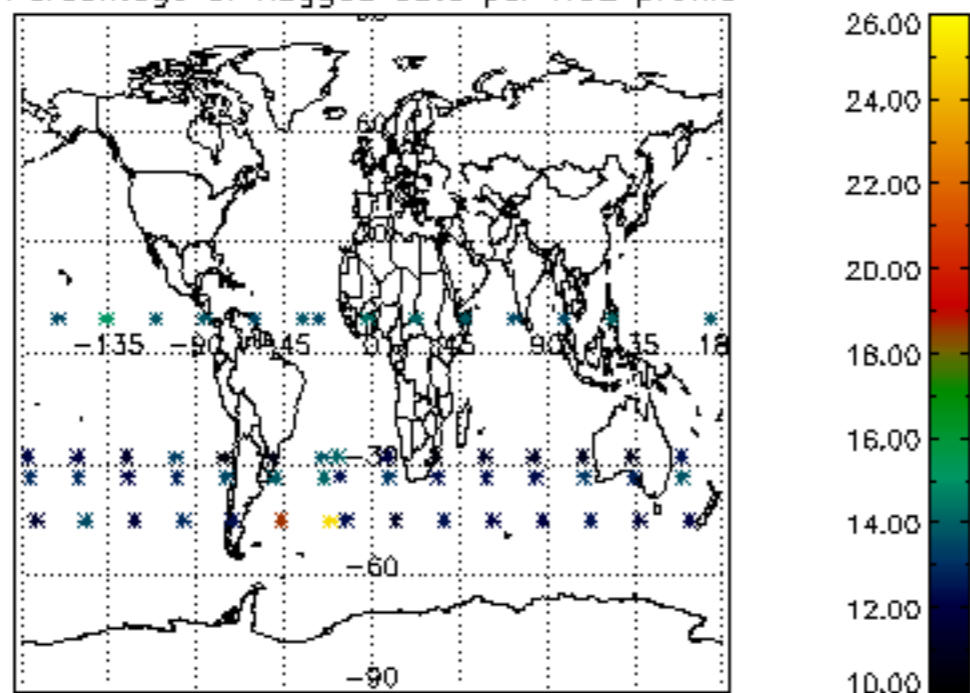
Percentage of flagged data per D3 profile



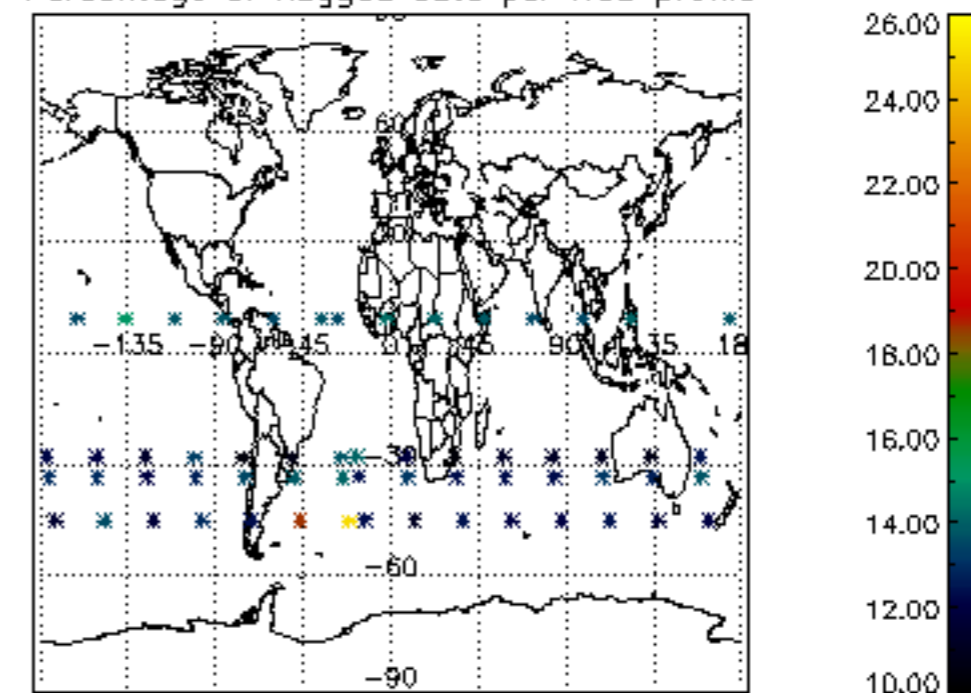
Percentage of flagged data per H2O profile

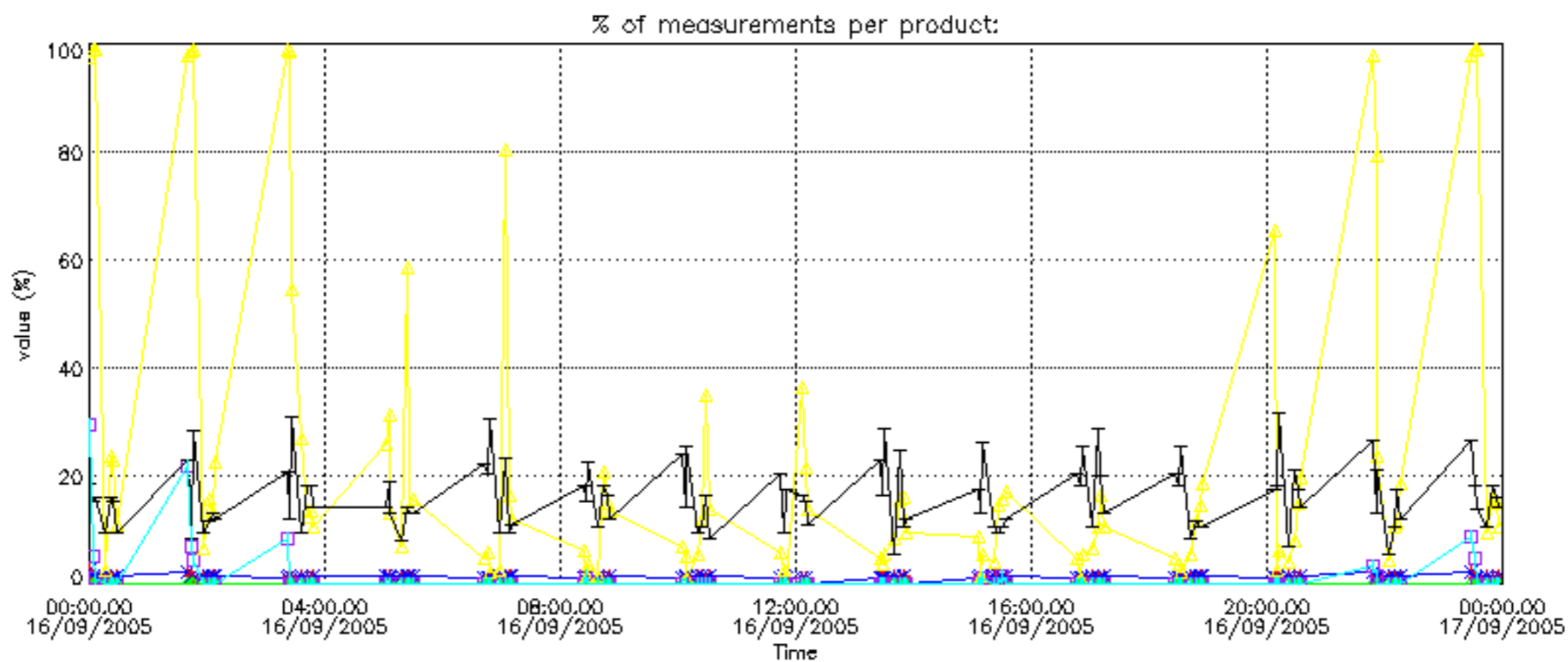


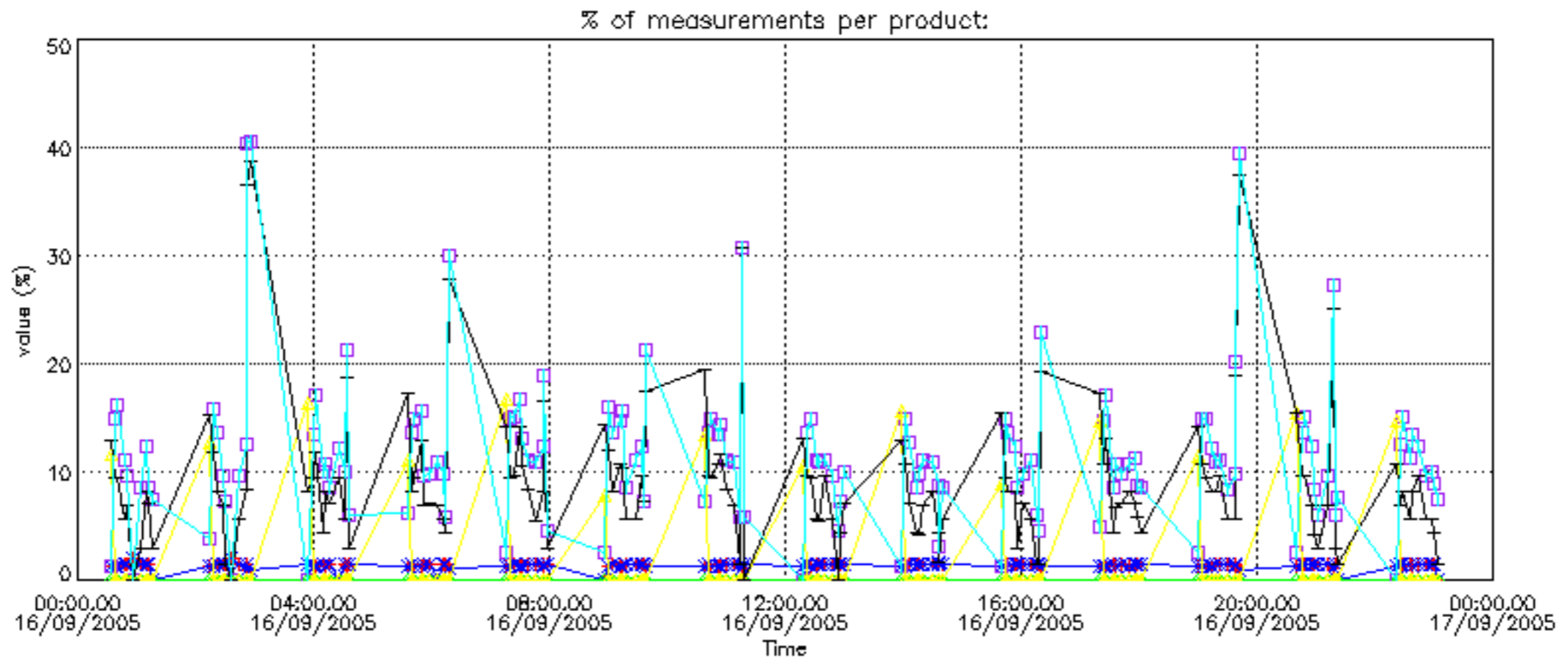
Percentage of flagged data per NO2 profile



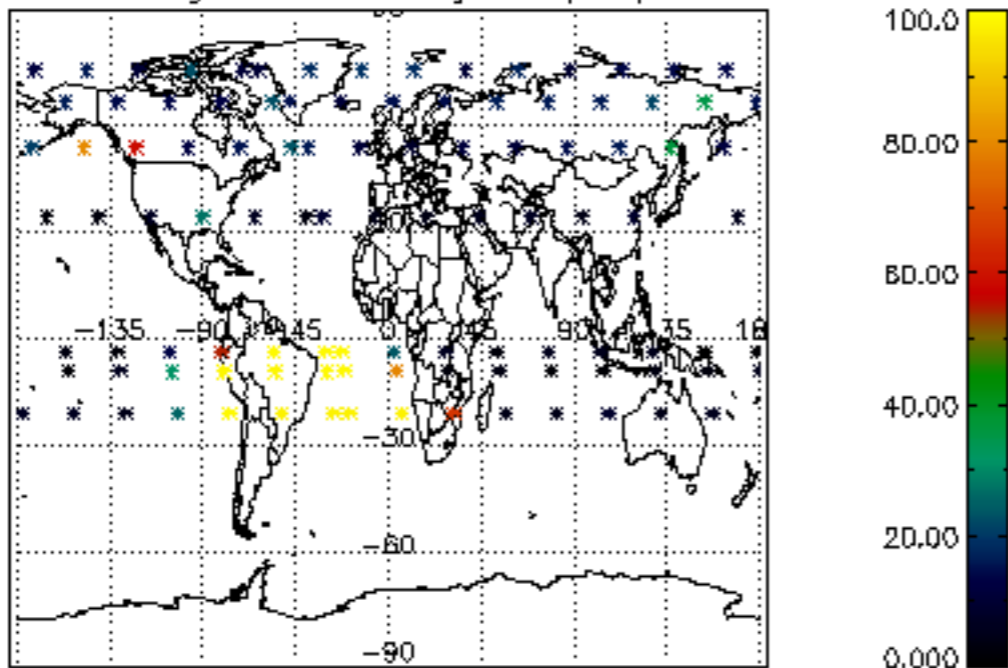
Percentage of flagged data per NO3 profile



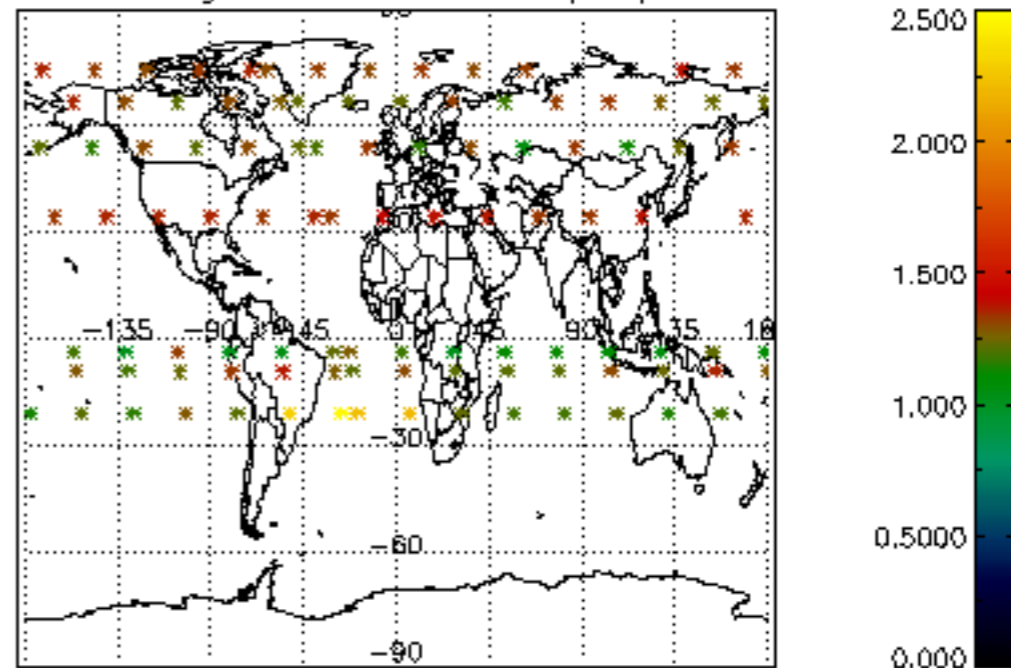




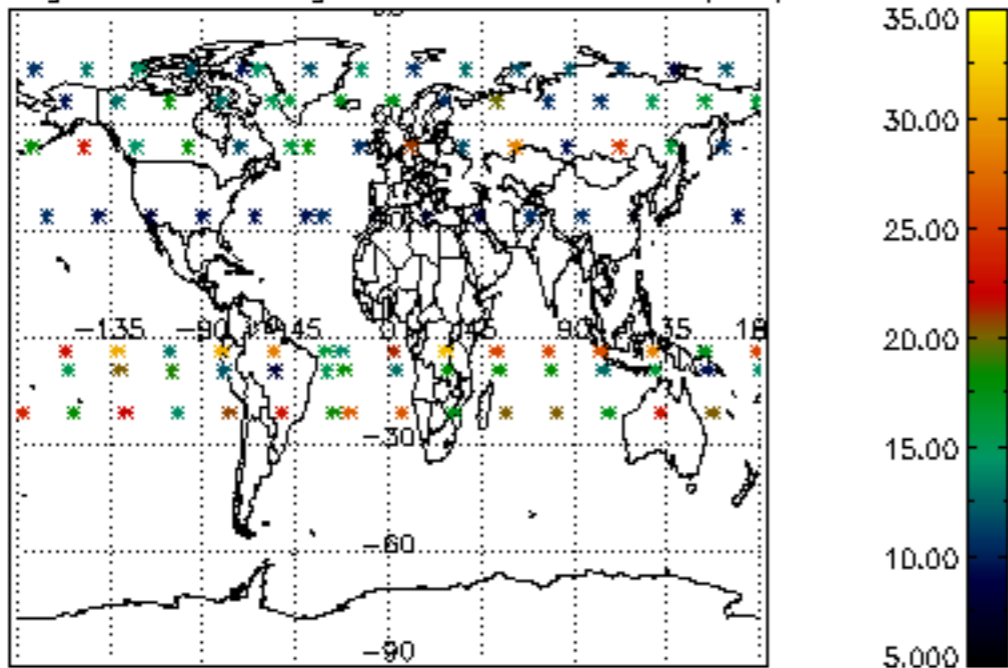
Percentage of cosmic ray hits per profile



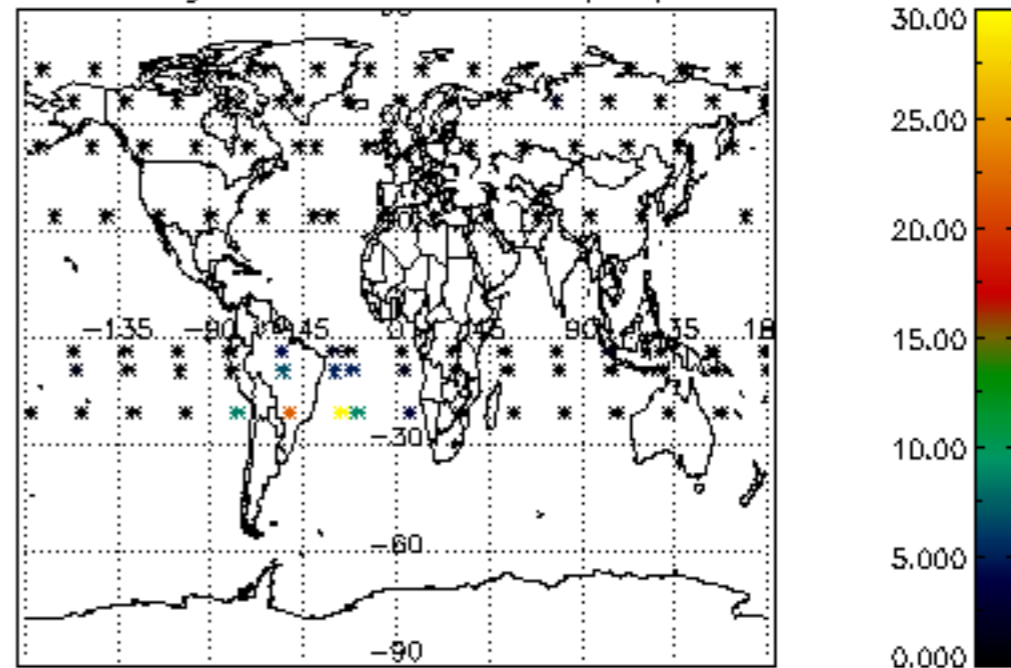
Percentage of datation errors per profile



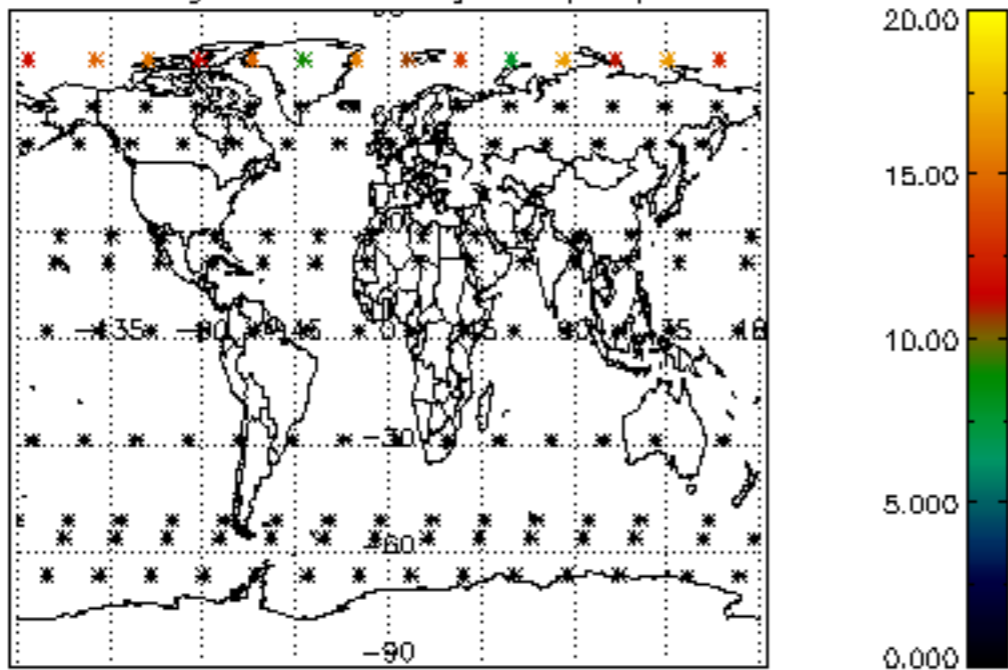
Percentage of star falling outside central band per profile



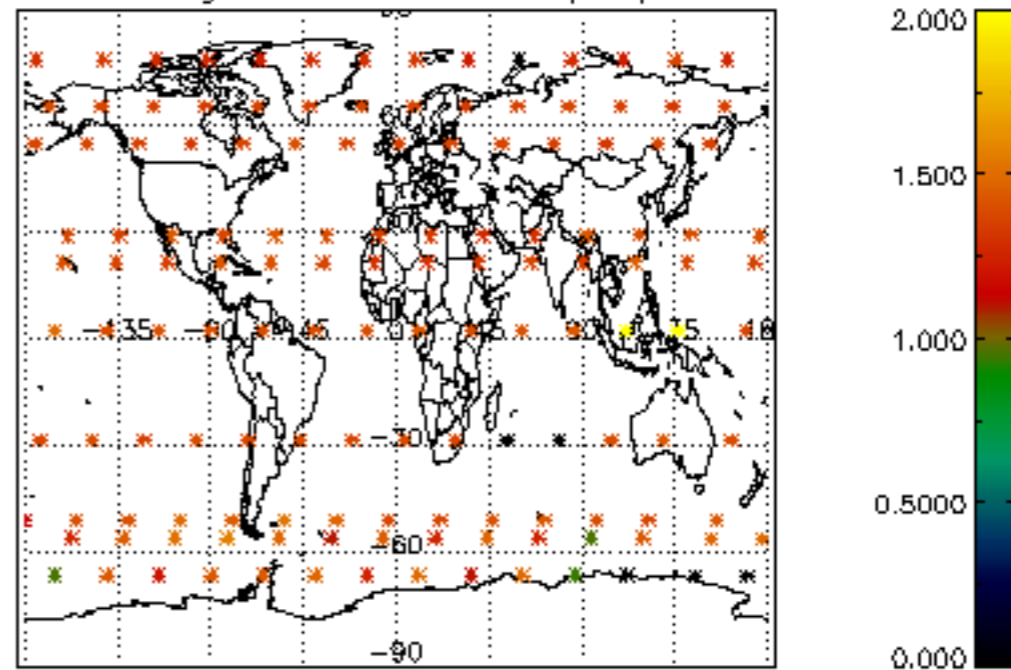
Percentage of saturation errors per profile



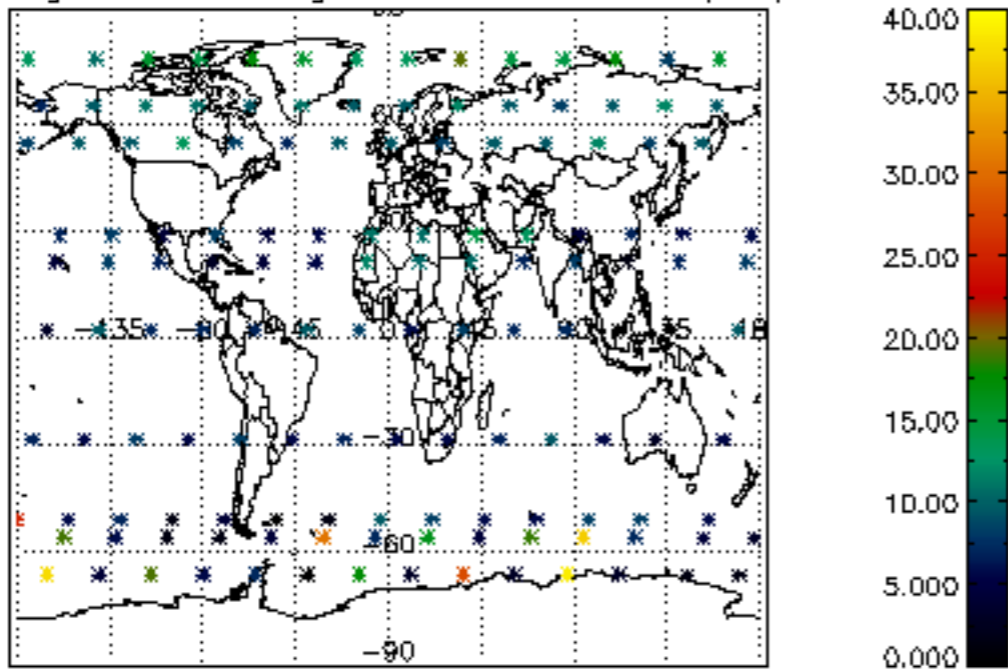
Percentage of cosmic ray hits per profile



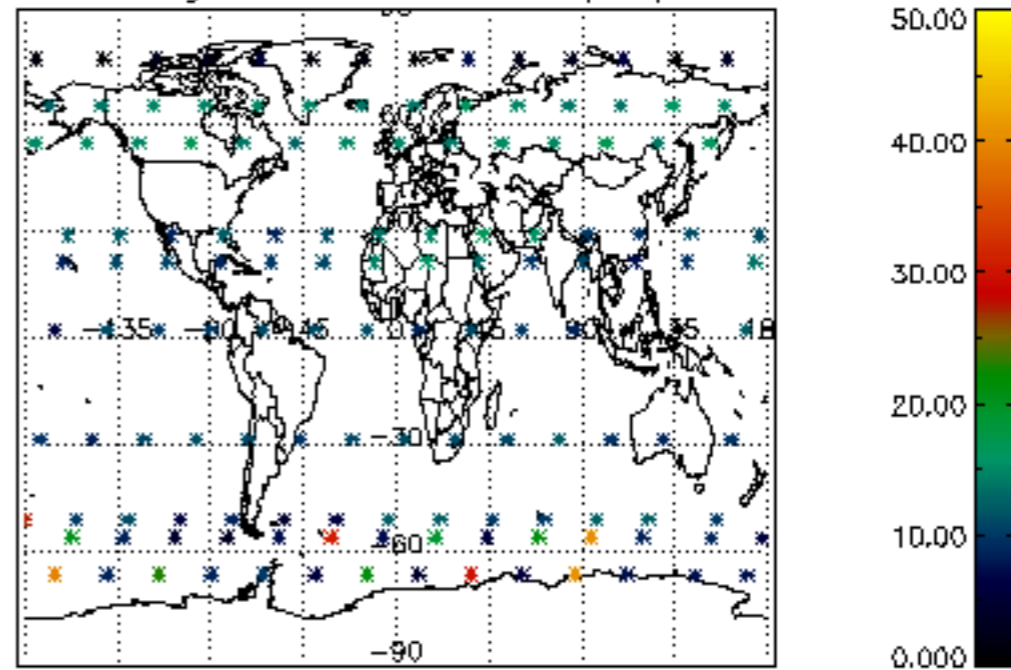
Percentage of datation errors per profile

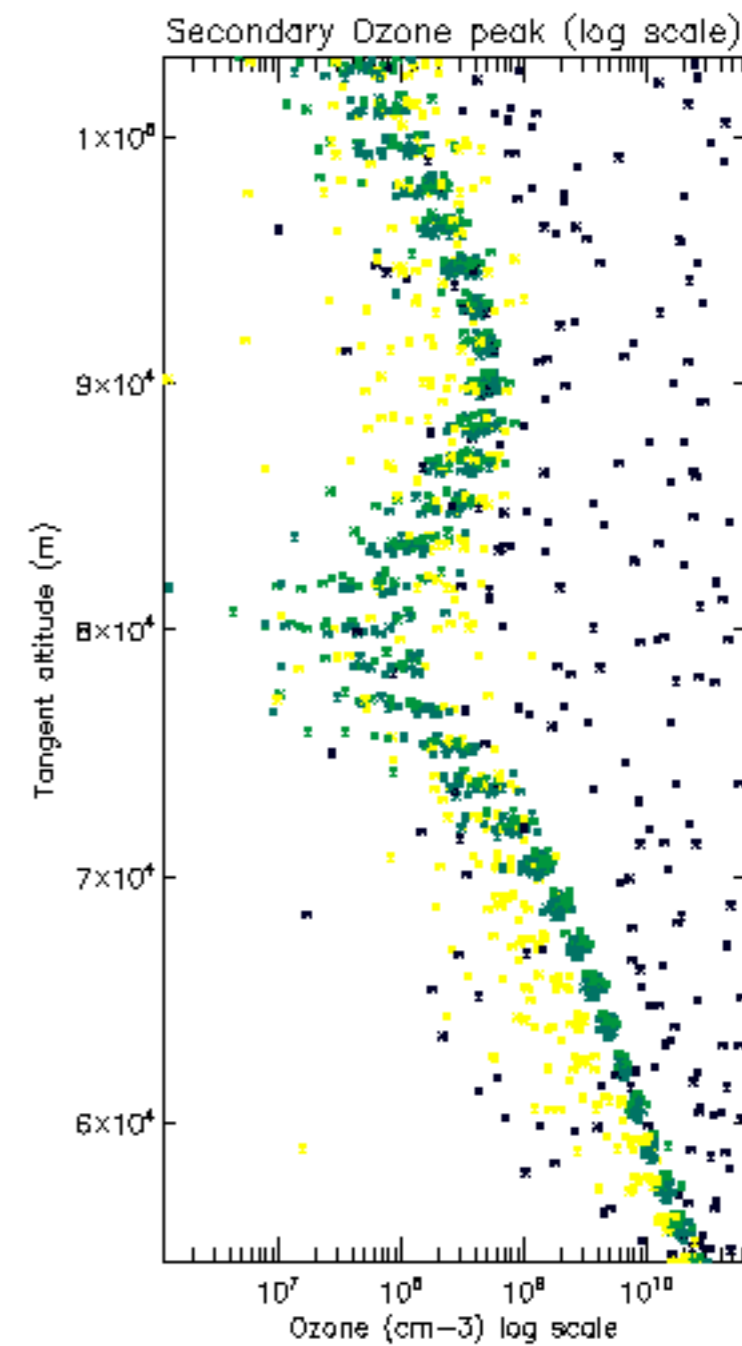
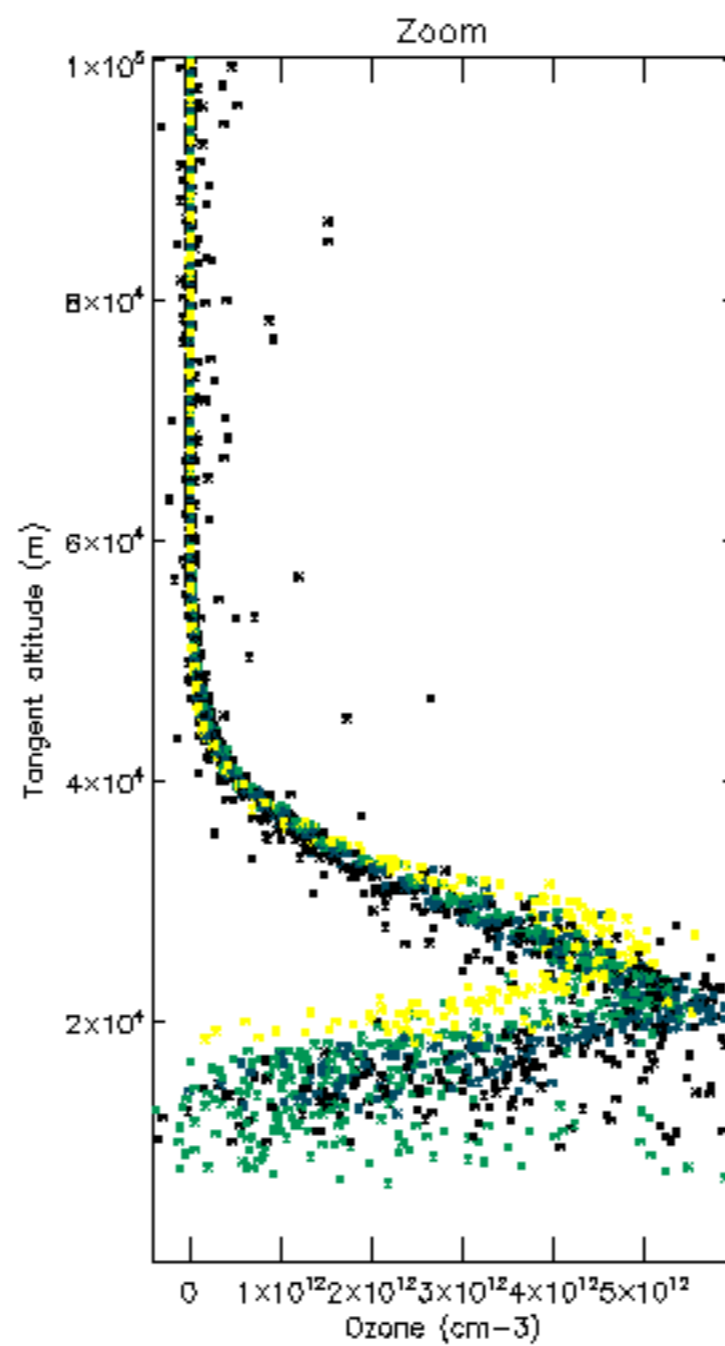
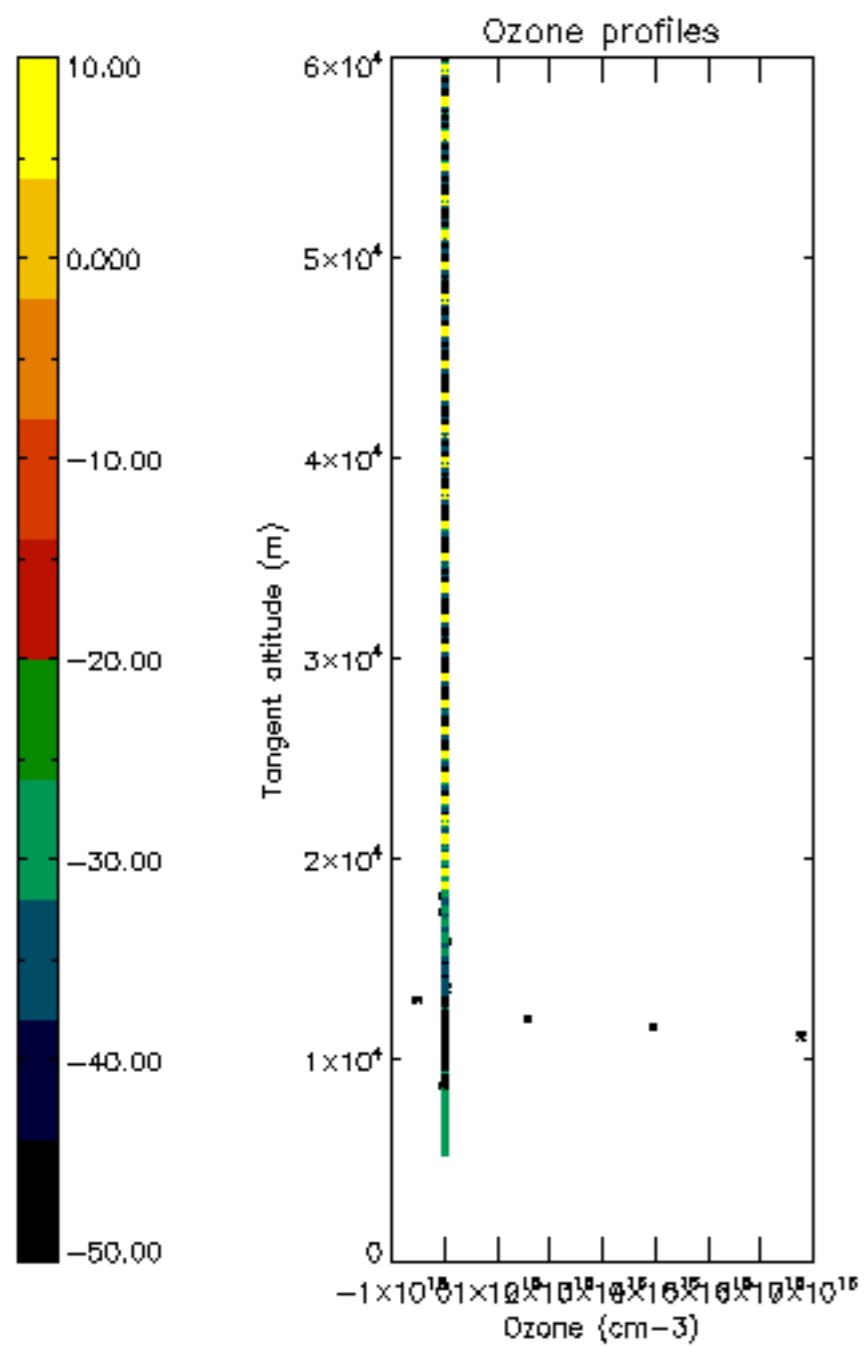


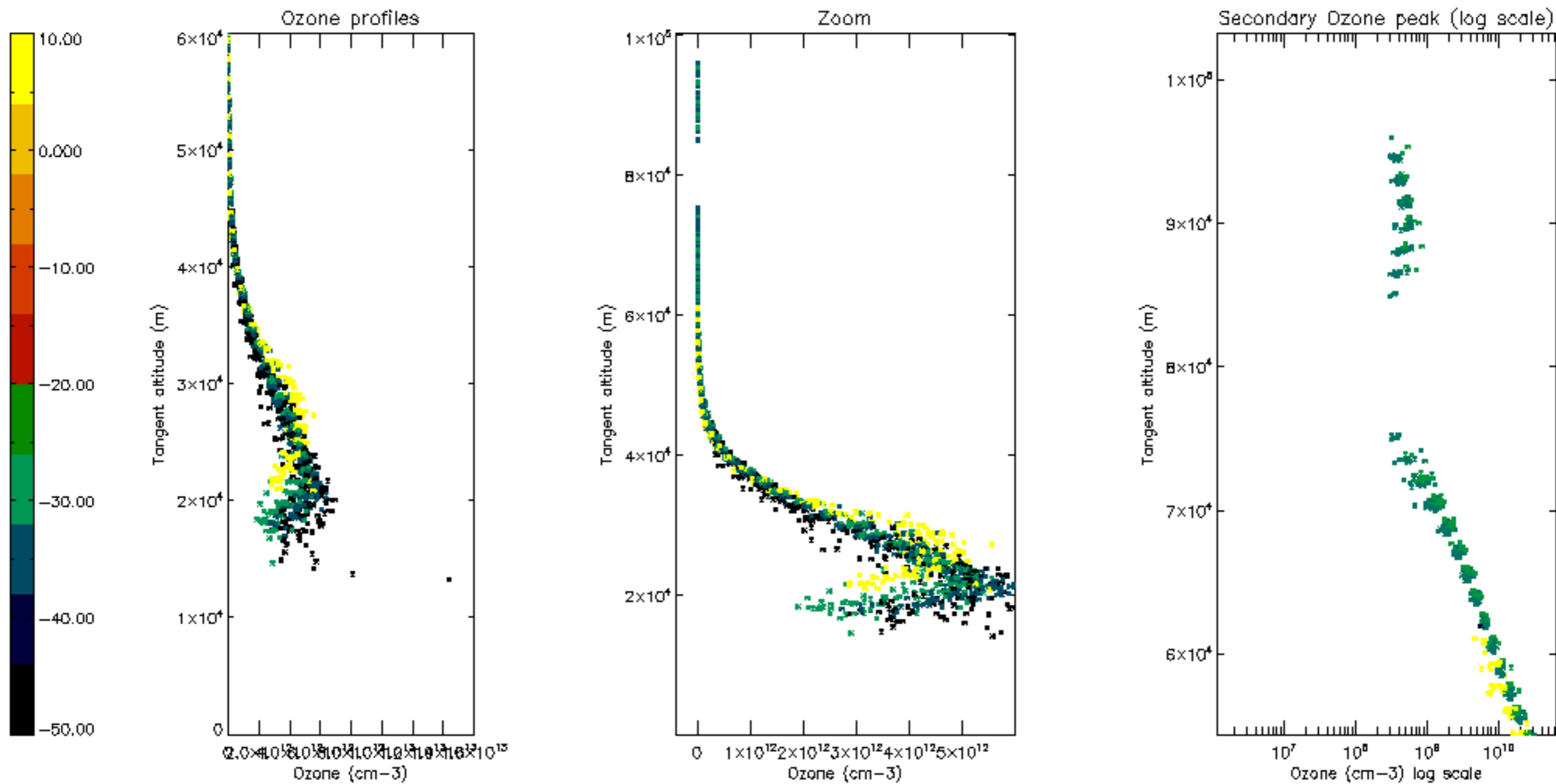
Percentage of star falling outside central band per profile

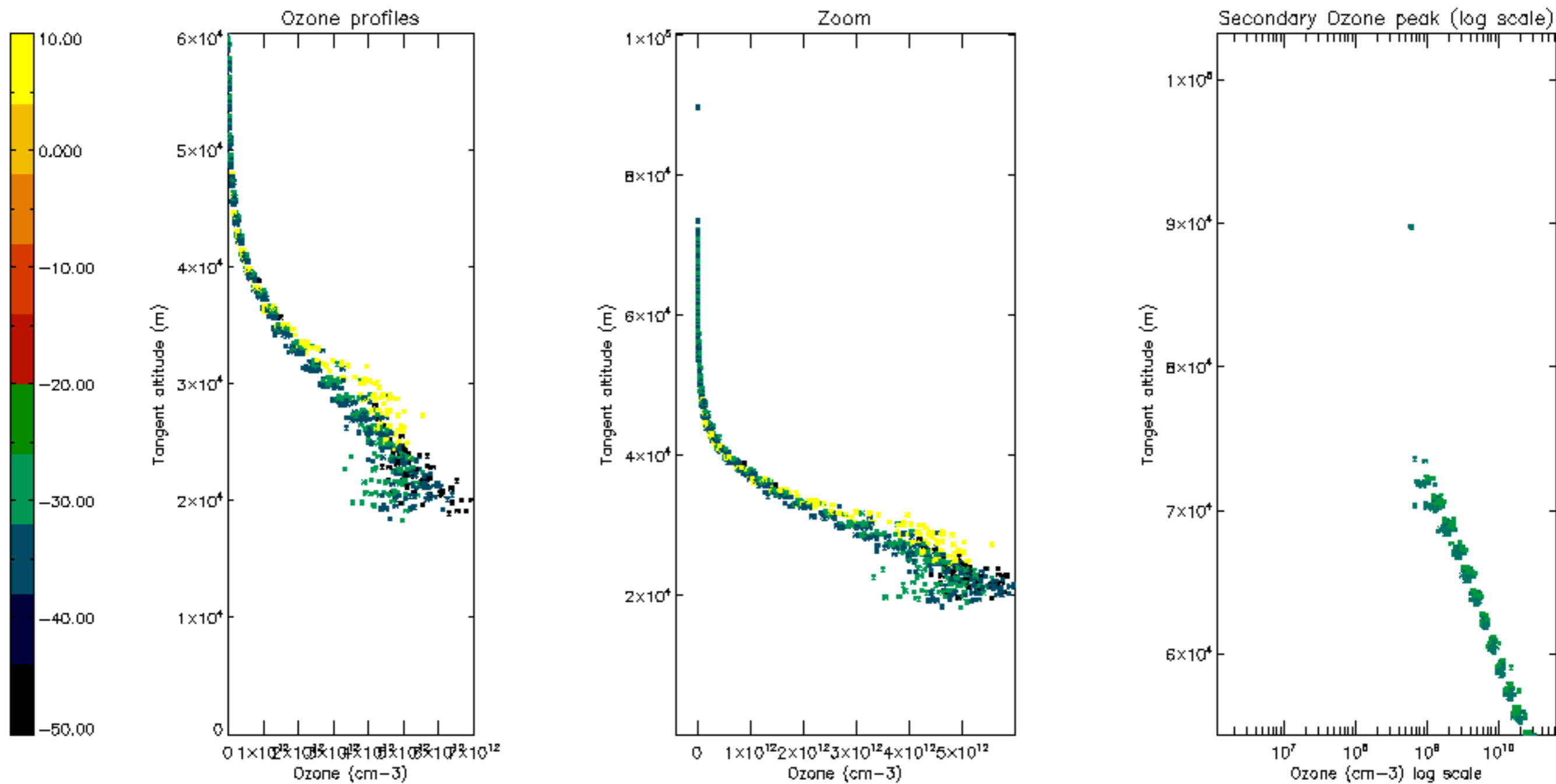


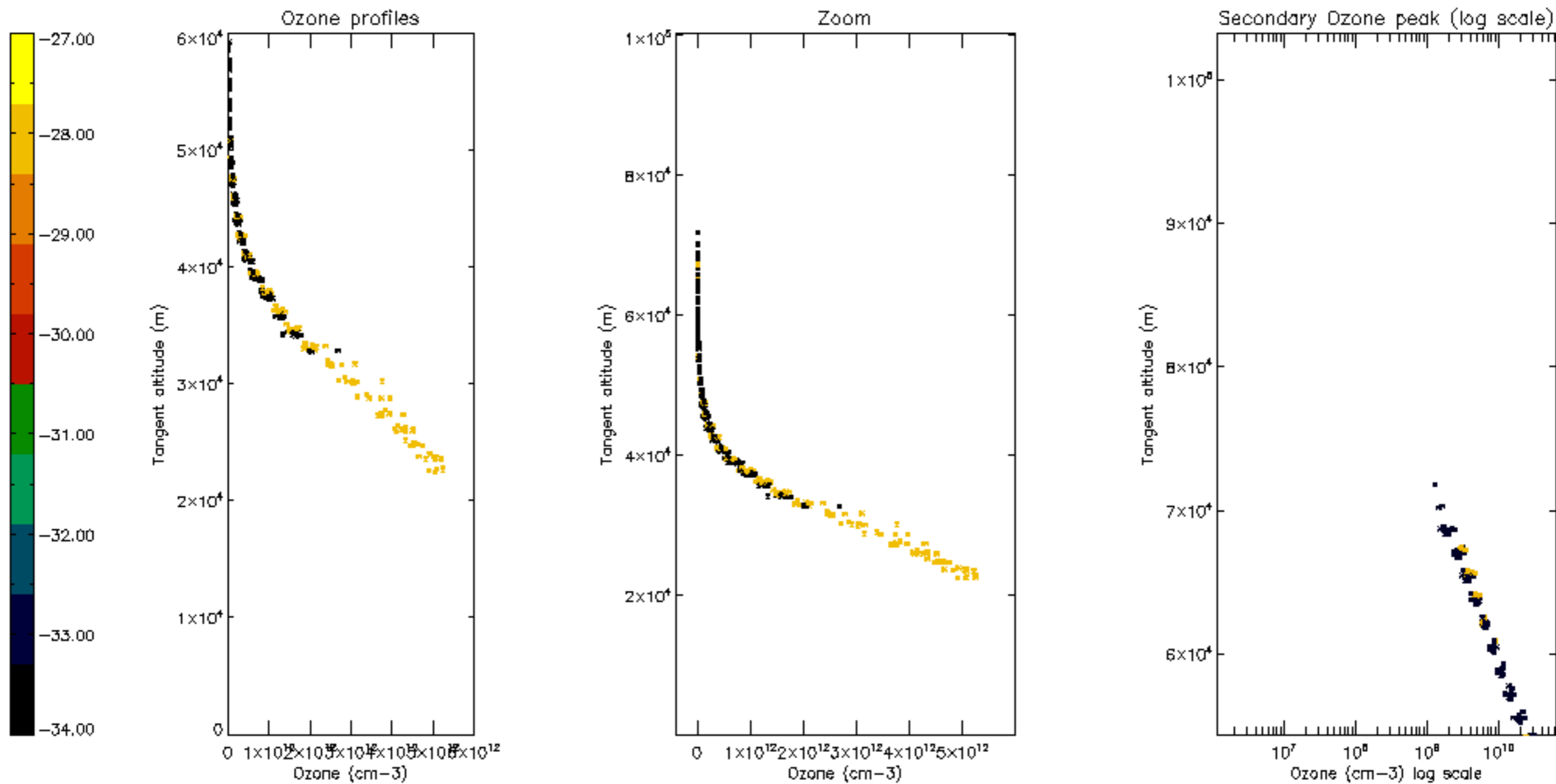
Percentage of saturation errors per profile

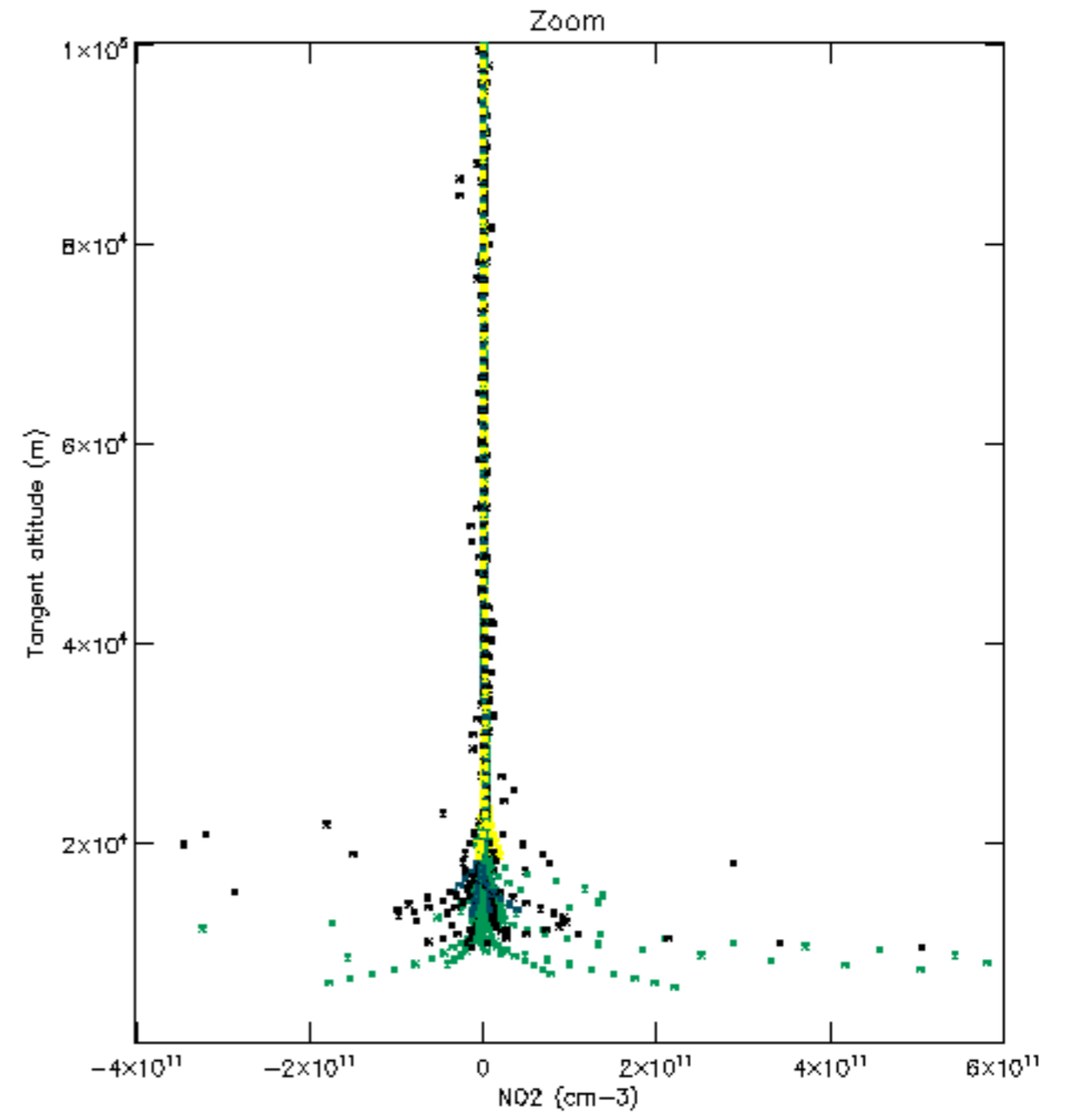
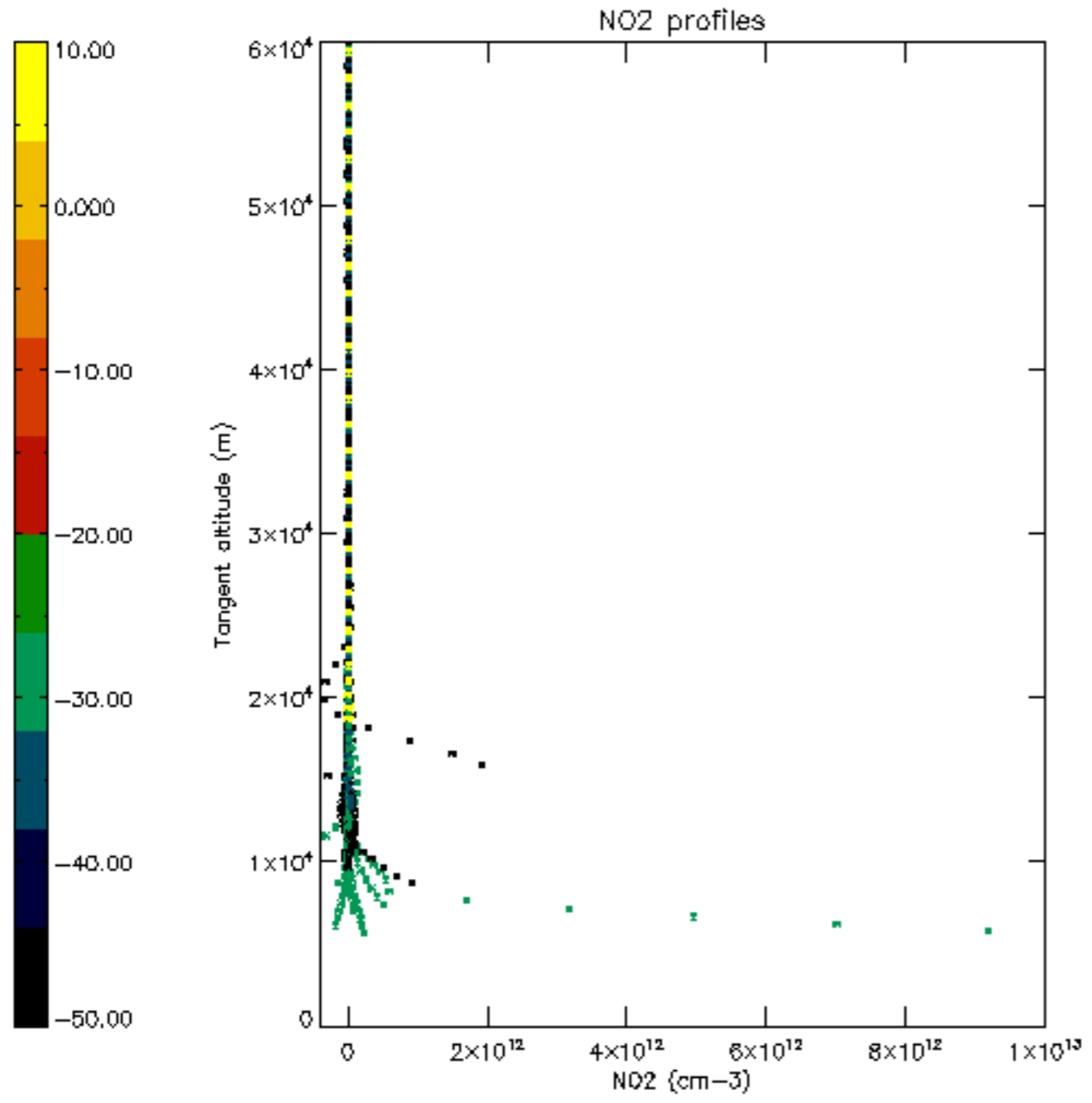


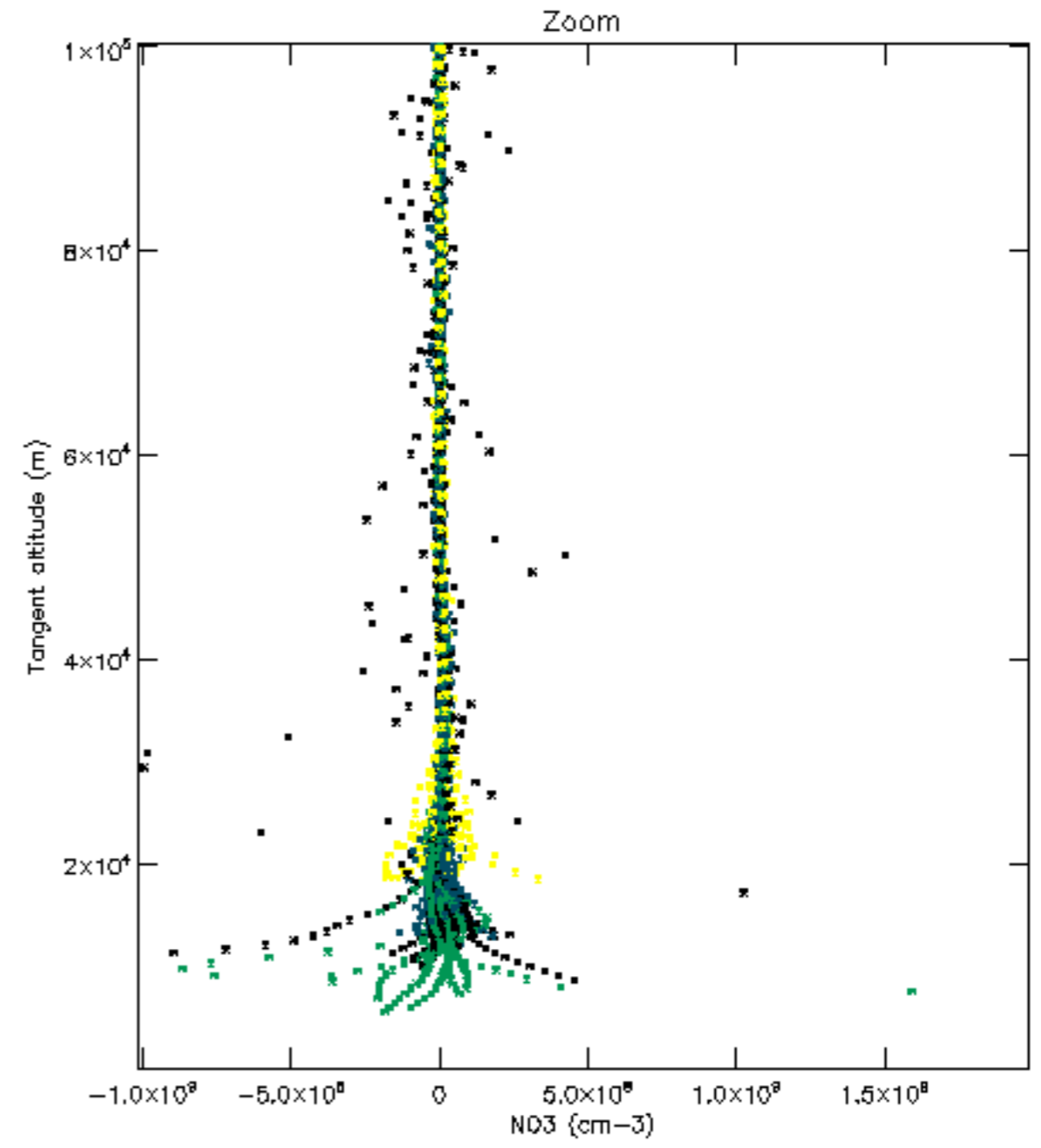
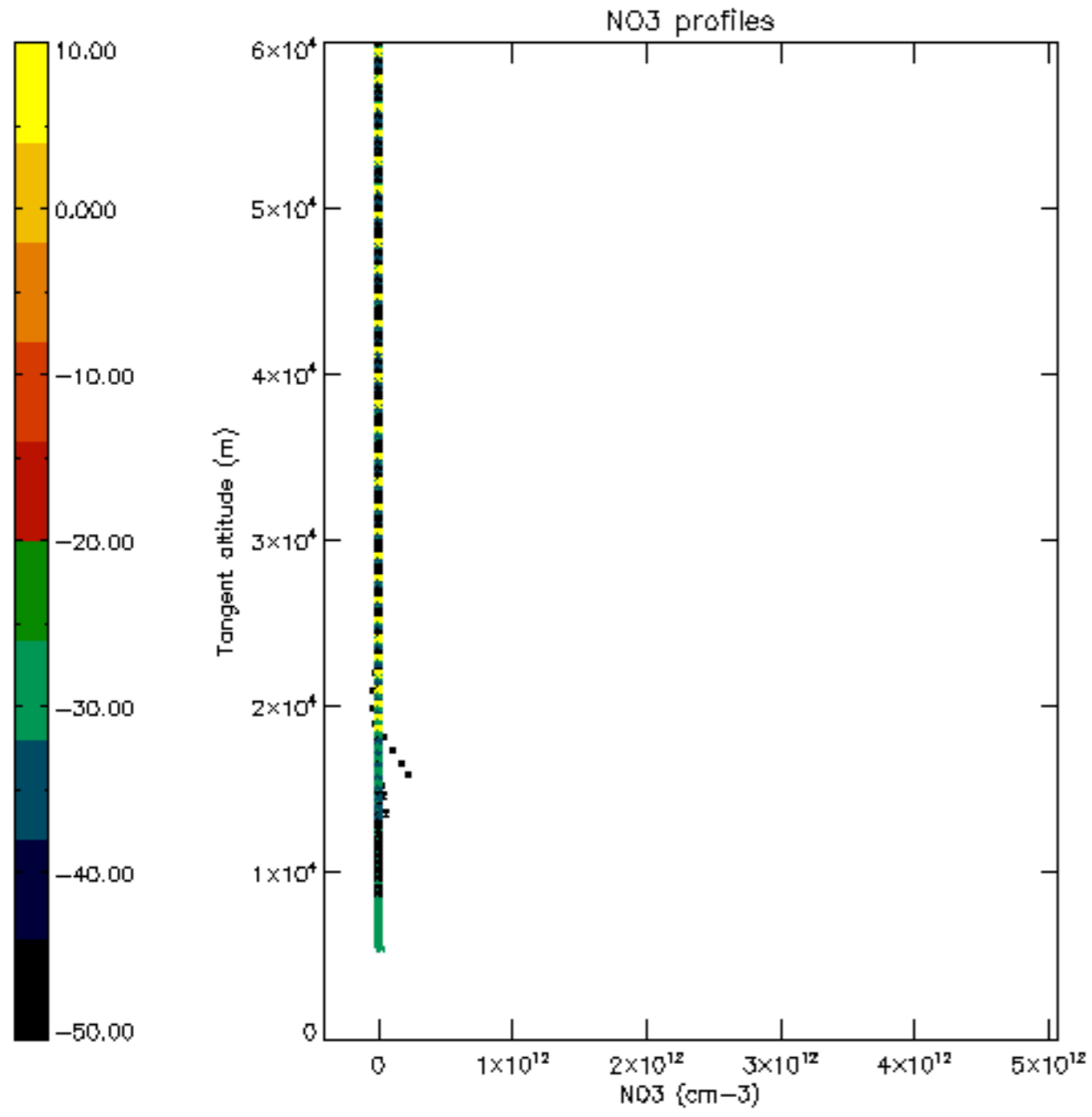


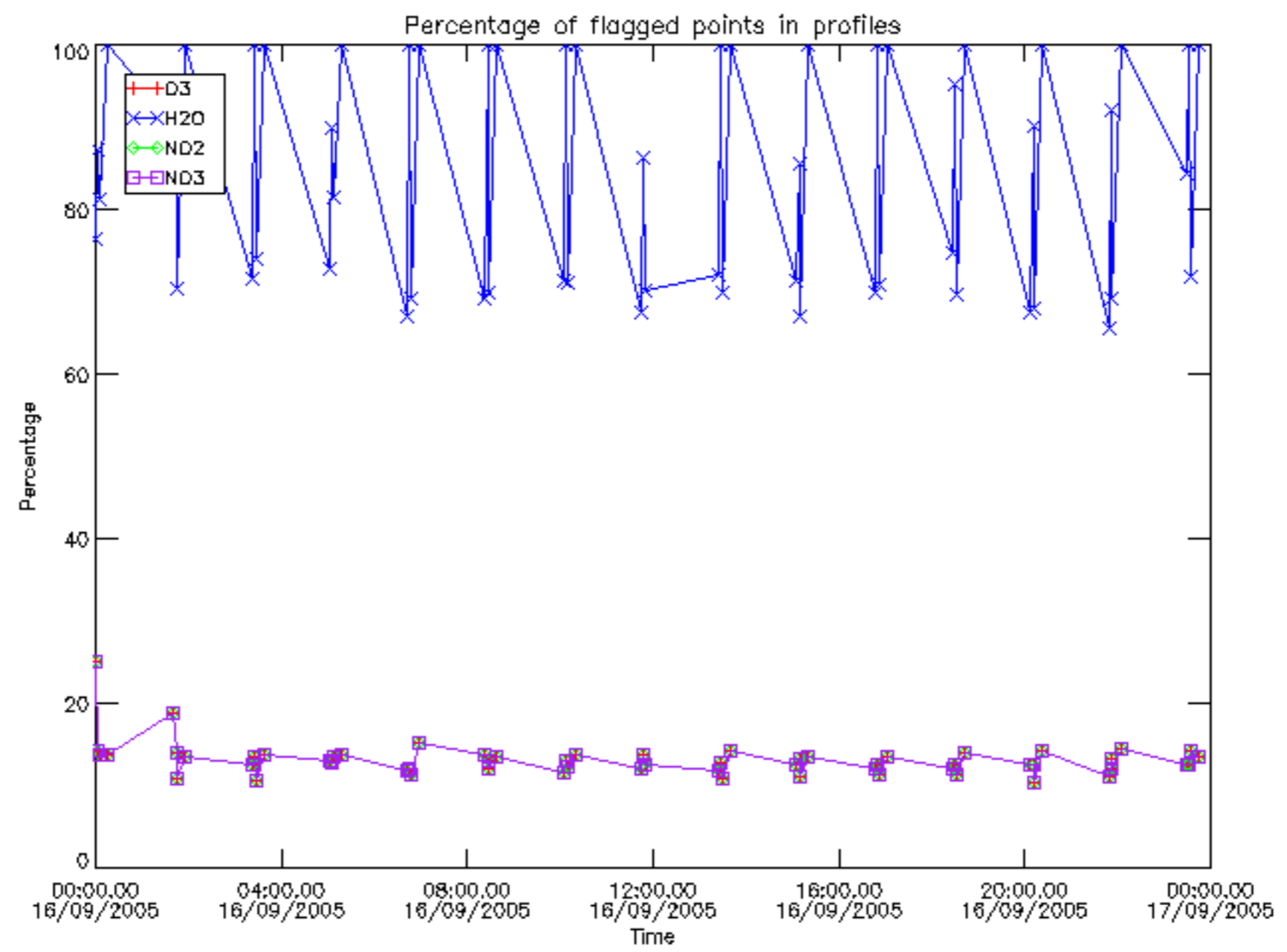




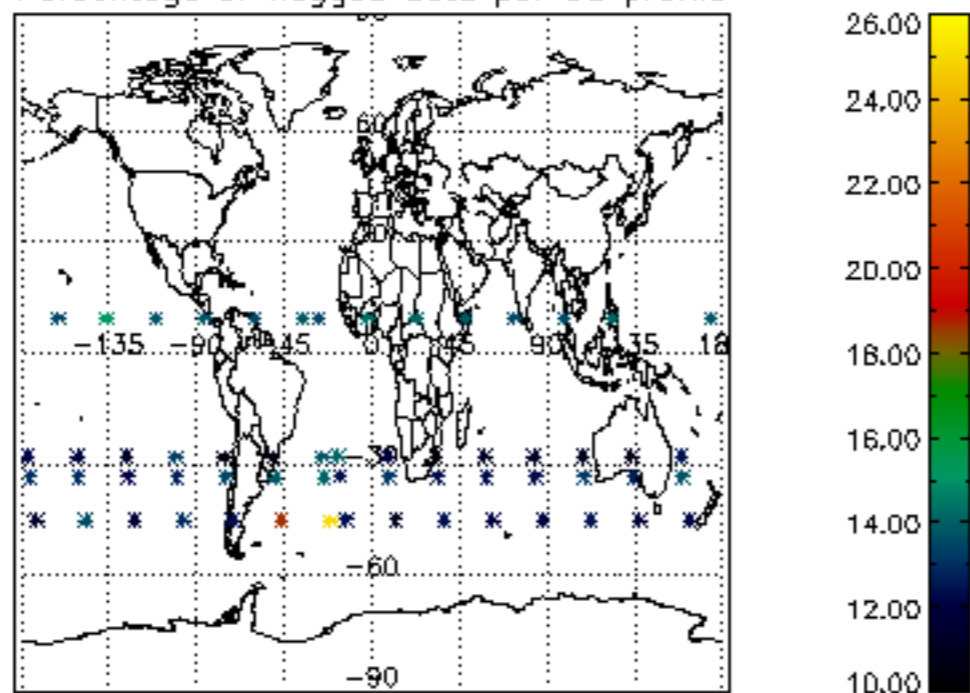




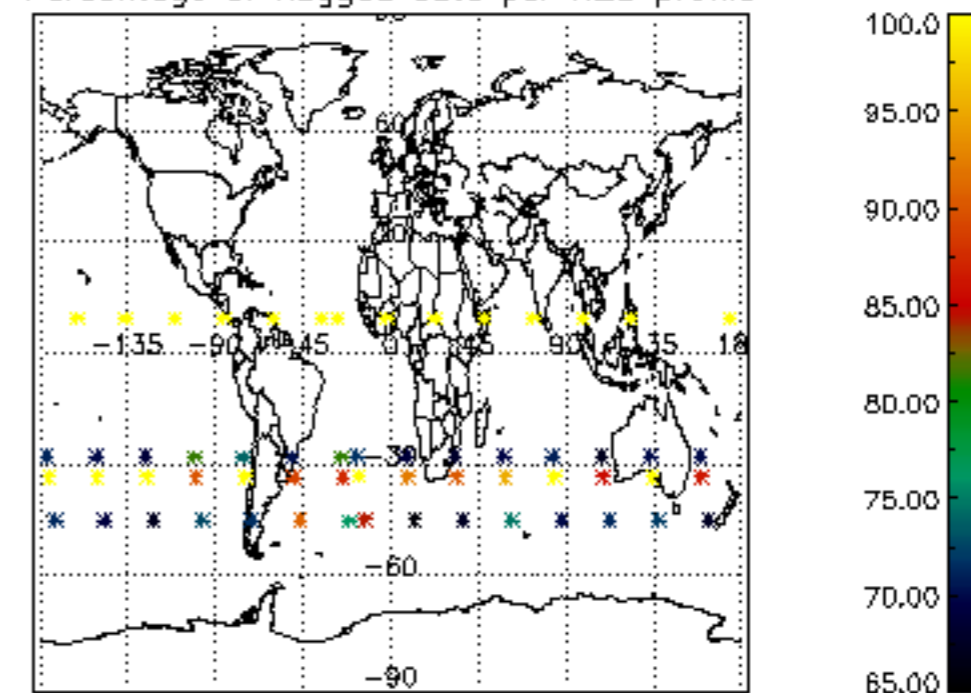




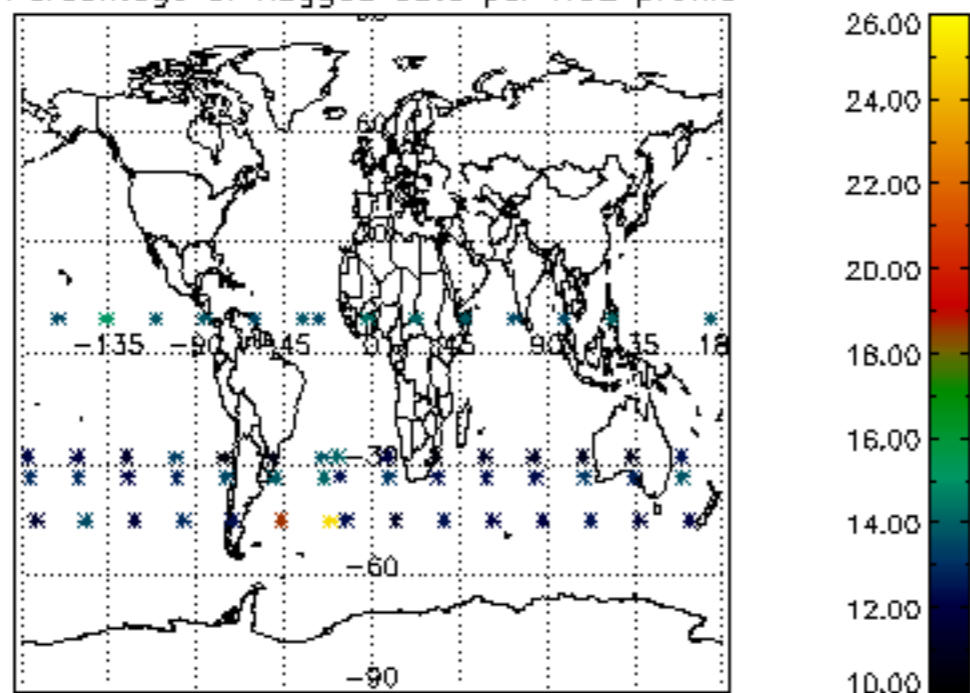
Percentage of flagged data per D3 profile



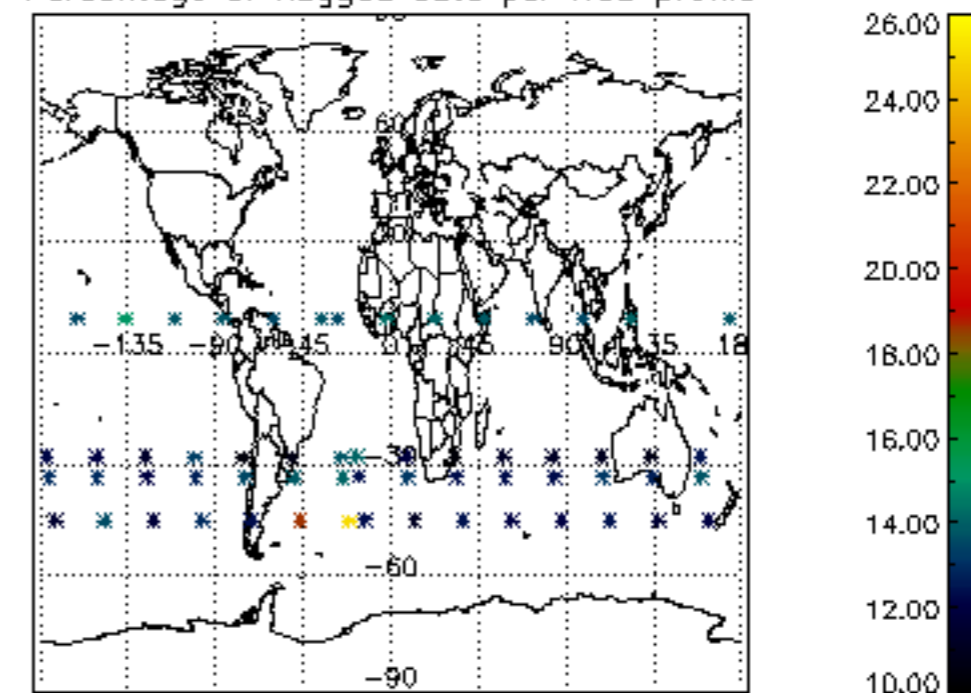
Percentage of flagged data per H2O profile

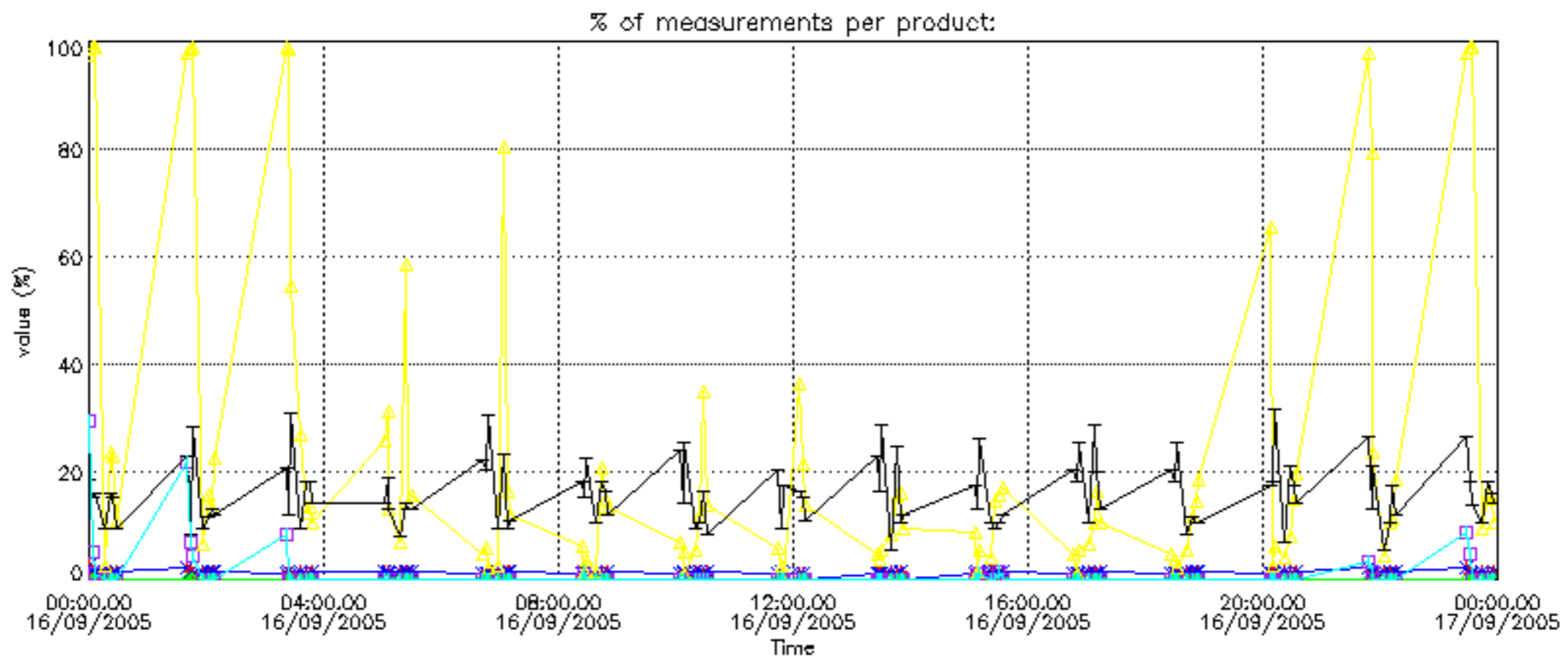
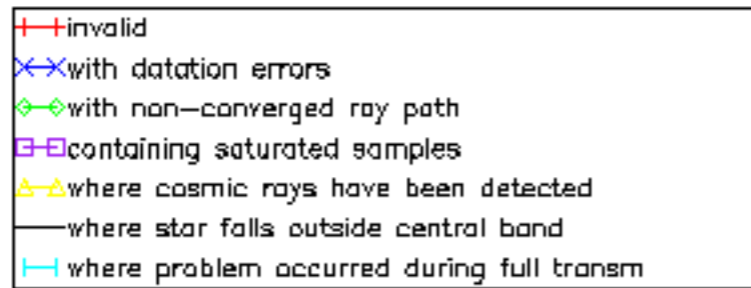


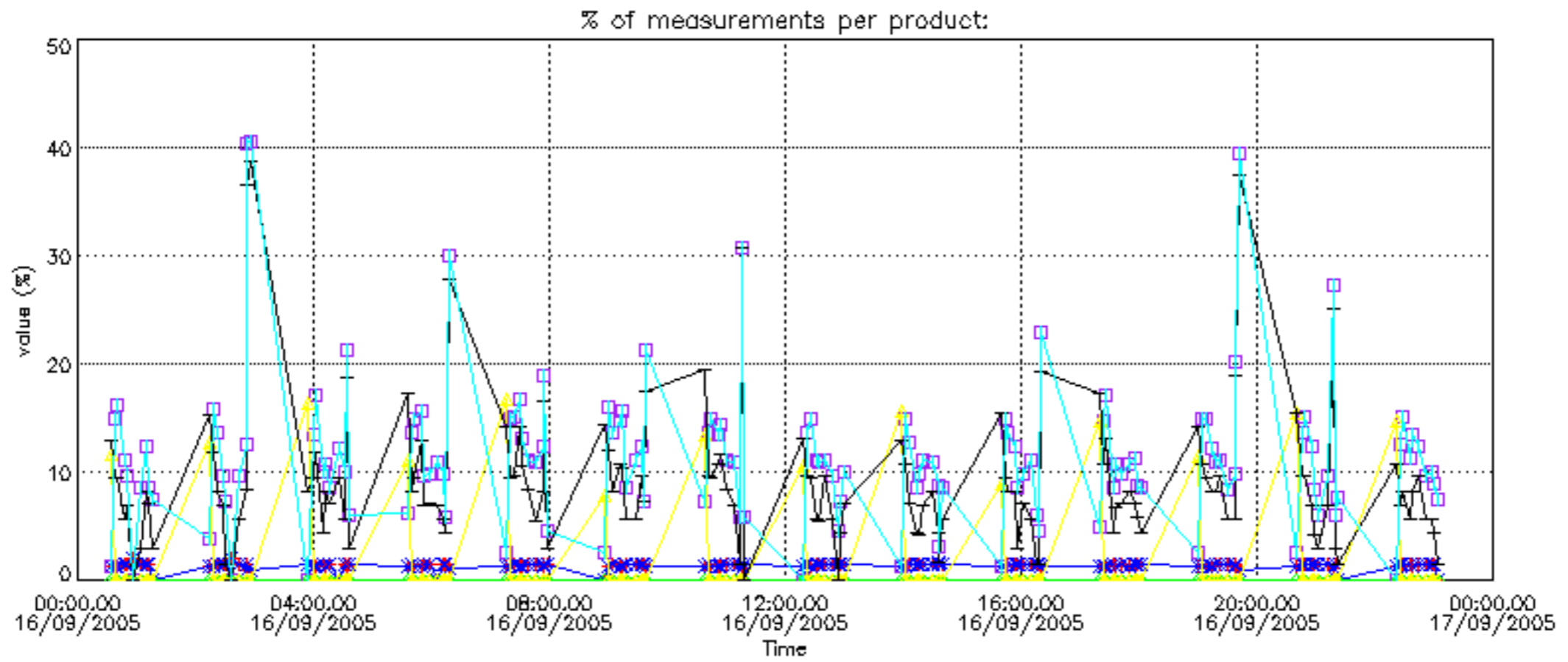
Percentage of flagged data per NO2 profile



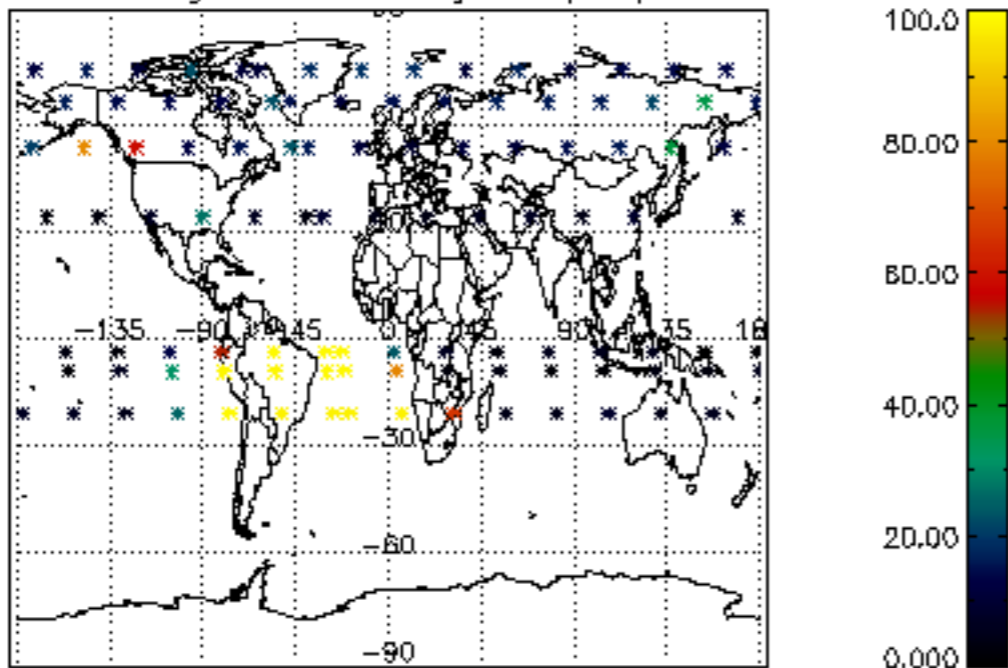
Percentage of flagged data per NO3 profile



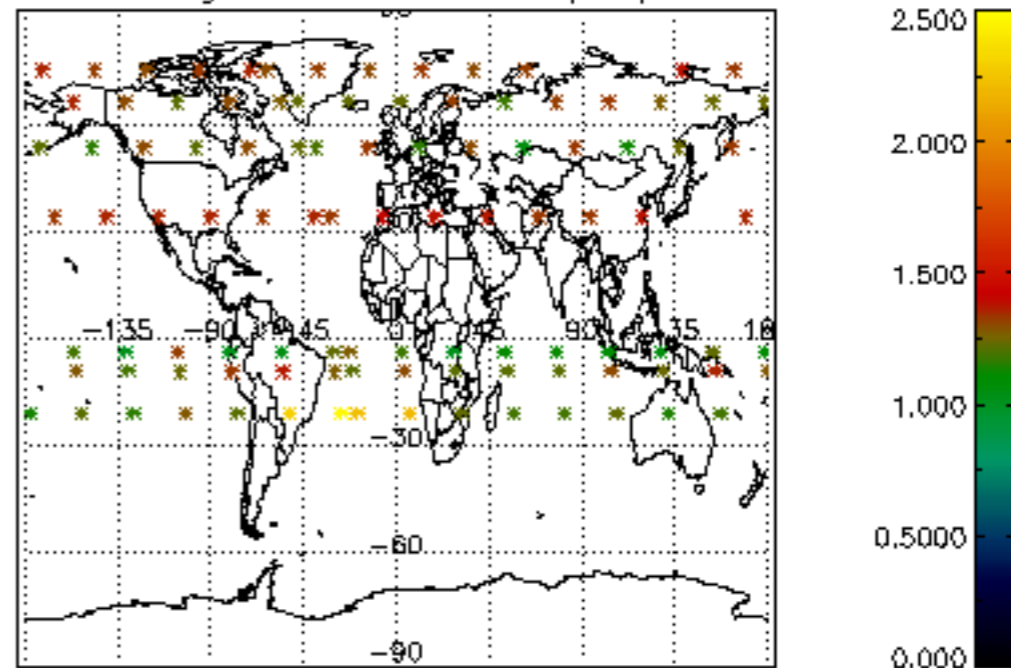




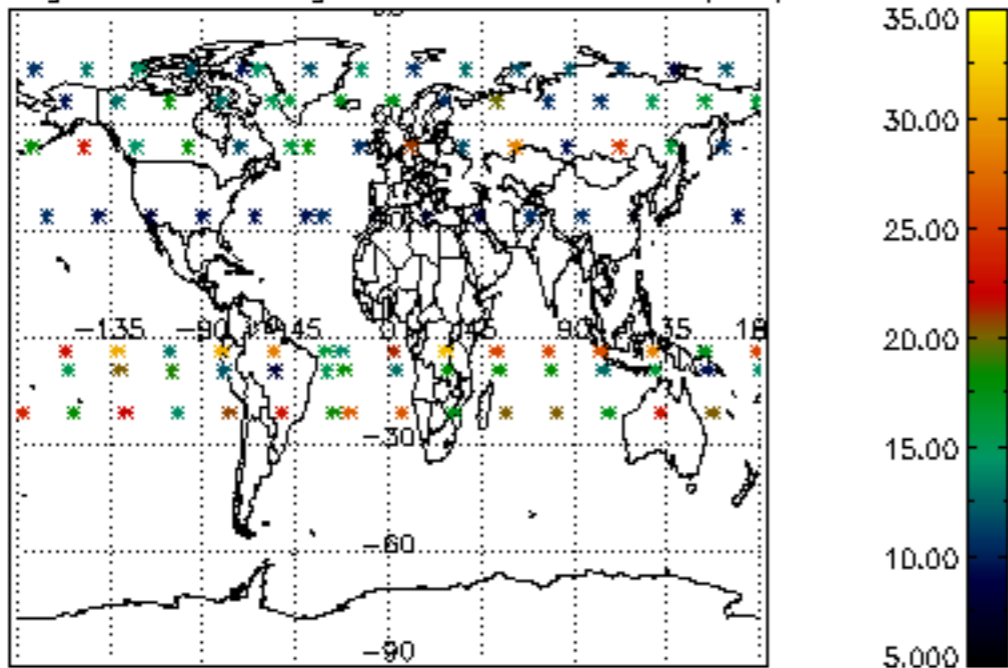
Percentage of cosmic ray hits per profile



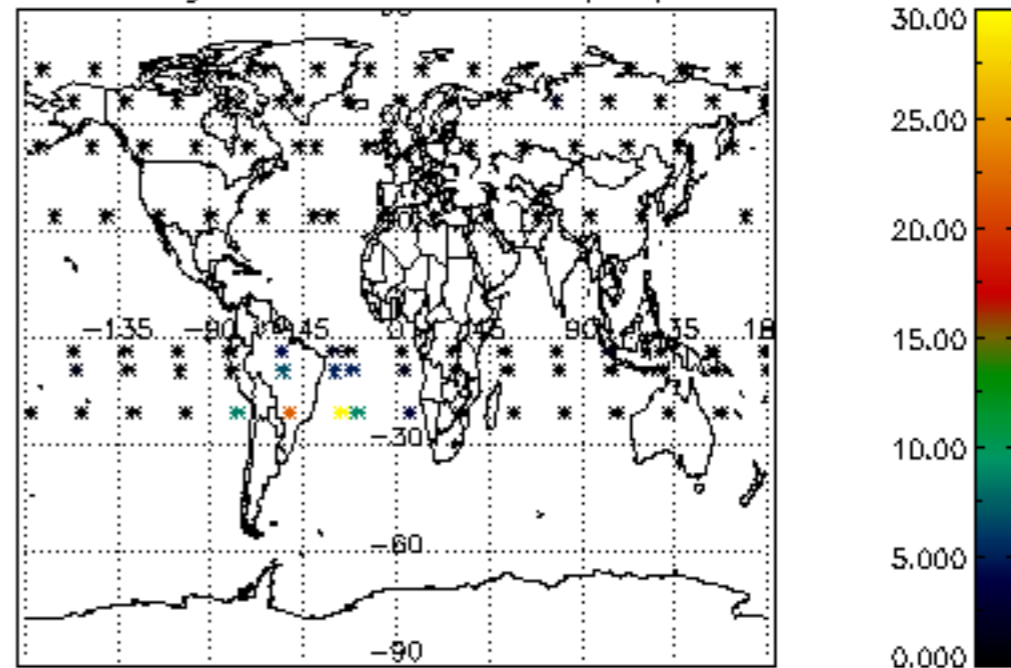
Percentage of datation errors per profile



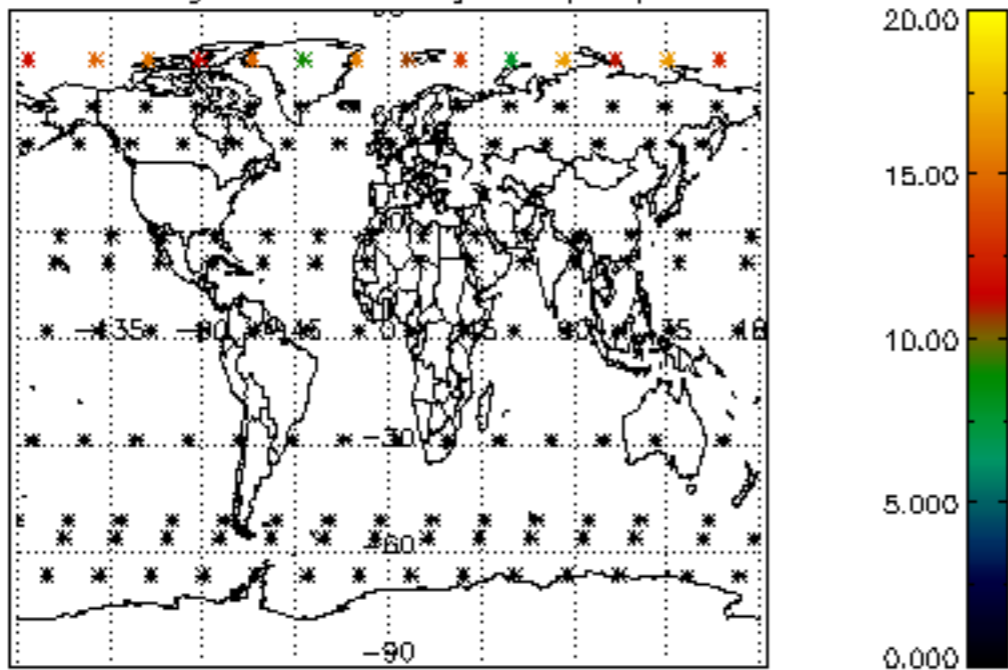
Percentage of star falling outside central band per profile



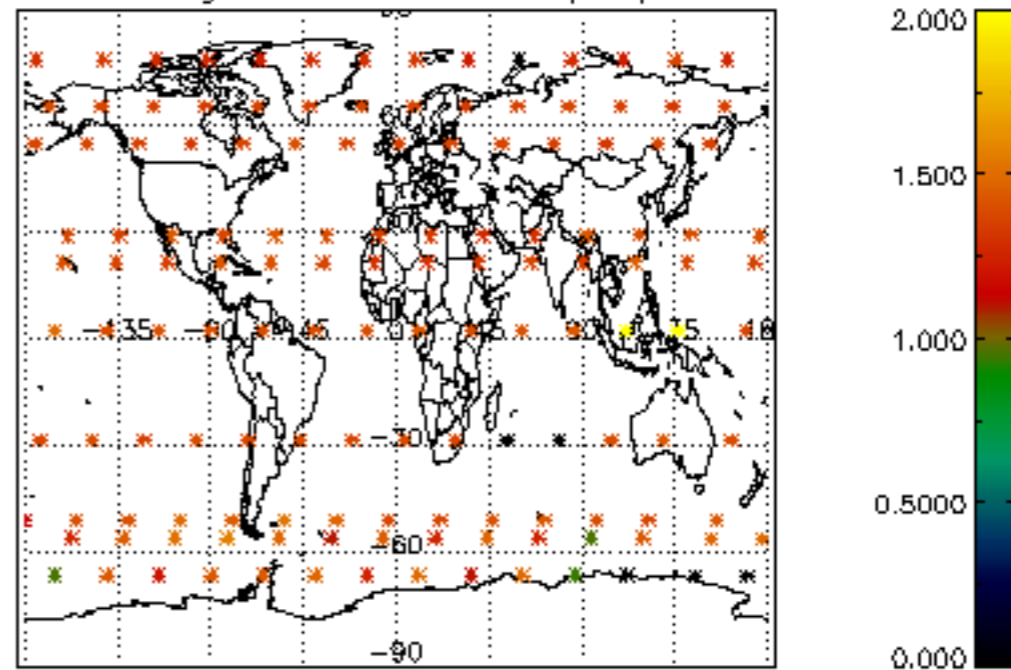
Percentage of saturation errors per profile



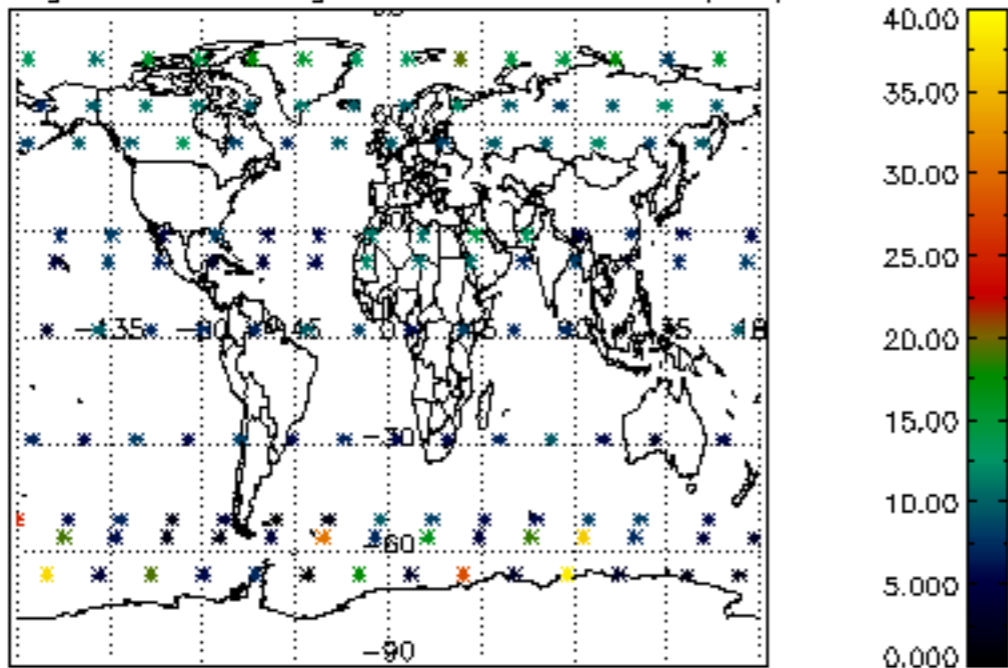
Percentage of cosmic ray hits per profile



Percentage of datation errors per profile



Percentage of star falling outside central band per profile



Percentage of saturation errors per profile

