

GOMOS Level 2 Daily Report

SUMMARY

[1. General Info](#)

[2. Summary of processed GOM_NL_2P products](#)

[3. Level 2 Quality information per product](#)

[3.1 Plot of level 2 quality information per product \(time dependant\)](#)

[3.2 Plot of level 2 quality information per product \(world map\)](#)

[4. Level 1 Quality information per product \(stored on level 2 products\)](#)

[4.1 Plot of level 1 quality information per product \(time dependant\)](#)

[4.1.1 Plot of level 1 quality information per product \(time dependant\): ASCENDING](#)

[4.1.2 Plot of level 1 quality information per product \(time dependant\): DESCENDING](#)

[4.2 Plot of level 1 quality information per product \(world map\)](#)

[4.2.1 Plot of level 1 quality information per product \(world map\): ASCENDING](#)

[4.2.2 Plot of level 1 quality information per product \(world map\): DESCENDING](#)

[5. Ozone profiles based on quality statistics and other trace gas profiles](#)

[5.1 Ozone statistics based on quality of products](#)

[5.2 Plot ozone profiles for all STD \(dark without errors\)](#)

[5.3 Plot ozone profiles where STD < 20% \(dark without errors\)](#)

[5.4. Plot ozone profiles where STD < 10% \(dark without errors\)](#)

[5.5. Plot ozone profiles where STD < 5% \(dark without errors\)](#)

[5.6 Plot NO2 profiles for all STD \(dark without errors\)](#)

[5.7 Plot NO3 profiles for all STD \(dark without errors\)](#)

[5.8 Plot H2O profiles \(only for occultations of stars 1,2,3,4,13,14,16,26,63 dark without errors\) for all STD](#)

[6. Auxiliary Data Files used for the production reported in section 2](#)

This report presents the daily analysis on parameters extracted from GOMOS level 2 data (GOM_NL__2P). It is intended to monitor some important parameters that will impact the quality of these products. A list of level 2 products (and content) that have arrived during the reporting day to the PCF is also given.

Item	Value
Time of report generation	18APR2013 10:57:38
Data source version	GOMOS/6.01
Start time of products	15-09-2005 (15SEP2005 00:00:00)
Stop time of products	16-09-2005 (16SEP2005 00:00:00)
Store outputs in DB	Yes
Nb of level 2 prods	221
Nb of prods with errors	2

2. Summary of processed GOM_NL__2P products.

Nr	Filename	UTC Start time	Limb	Duration	Star Id	Star Name	Star Mag	Star Temp	Nb Meas	Orbit	Prod. error
1	GOM_NL__2PRFIN20050915_000138_000000362040_00431_18521_6776.N1	15-SEP-2005 00:01:38	Bright	36.000	36	50Alp UMa	1.8000	6300.0	72	18521	No
2	GOM_NL__2PRFIN20050915_000304_000000352040_00431_18521_6777.N1	15-SEP-2005 00:03:04	Bright	34.500	82	48Bet UMa	2.3650	10600.	69	18521	No
3	GOM_NL__2PRFIN20050915_003150_000000432040_00431_18521_6778.N1	15-SEP-2005 00:31:50	Dark	42.500	65	Lam Vel	2.2040	4400.0	85	18521	No
4	GOM_NL__2PRFIN20050915_003507_000000402040_00431_18521_6779.N1	15-SEP-2005 00:35:07	Dark	39.500	46	Del Vel	1.9540	10600.	79	18521	No
5	GOM_NL__2PRFIN20050915_003638_000000432040_00431_18521_6780.N1	15-SEP-2005 00:36:38	Dark	43.000	41	Eps Car	1.8600	4100.0	86	18521	No
6	GOM_NL__2PRFIN20050915_004715_000000382040_00432_18522_6773.N1	15-SEP-2005 00:47:15	Dark	37.500	135	Bet Hyi	2.8200	5800.0	75	18522	No
7	GOM_NL__2PRFIN20050915_005248_000000392040_00432_18522_6774.N1	15-SEP-2005 00:52:48	Straylight	38.500	148	Alp Tuc	2.8780	4100.0	77	18522	No
8	GOM_NL__2PRFIN20050915_005631_000000402040_00432_18522_6775.N1	15-SEP-2005 00:56:31	Straylight	39.500	31	Alp Gru	1.7340	15200.	79	18522	No
9	GOM_NL__2PRFIN20050915_005918_000000382040_00432_18522_6776.N1	15-SEP-2005 00:59:18	Straylight	37.500	172	Gam Gru	3.0030	13100.	75	18522	No
10	GOM_NL__2PRFIN20050915_010515_000000402040_00432_18522_6777.N1	15-SEP-2005 01:05:15	Tw_i_and_stray	40.000	142	49Del Cap	2.8500	8900.0	80	18522	No
11	GOM_NL__2PRFIN20050915_010820_000000382040_00432_18522_6778.N1	15-SEP-2005 01:08:20	Bright	37.500	154	22Bet Aqr	2.8990	5700.0	75	18522	No
12	GOM_NL__2PRFIN20050915_011229_000000382040_00432_18522_6779.N1	15-SEP-2005 01:12:29	Bright	37.500	61	8Eps Peg	2.1000	3900.0	75	18522	No
13	GOM_NL__2PRFIN20050915_011946_000000352040_00432_18522_6780.N1	15-SEP-2005 01:19:46	Bright	35.000	92	53Eps Cyg	2.5000	4500.0	70	18522	No
14	GOM_NL__2PRFIN20050915_012152_000000372040_00432_18522_6781.N1	15-SEP-2005 01:21:52	Bright	36.500	66	37Gam Cyg	2.2080	5900.0	73	18522	No
15	GOM_NL__2PRFIN20050915_013549_000000382040_00432_18522_6782.N1	15-SEP-2005 01:35:49	Bright	37.500	60	7Bet UMi	2.0810	3950.0	75	18522	No
16	GOM_NL__2PRFIN20050915_014214_000000372040_00432_18522_6783.N1	15-SEP-2005 01:42:14	Bright	36.500	36	50Alp UMa	1.8000	6300.0	73	18522	No
17	GOM_NL__2PRFIN20050915_014340_000000352040_00432_18522_6784.N1	15-SEP-2005 01:43:40	Bright	35.000	82	48Bet UMa	2.3650	10600.	70	18522	No
18	GOM_NL__2PRFIN20050915_021226_000000402040_00432_18522_6785.N1	15-SEP-2005 02:12:26	Dark	40.000	65	Lam Vel	2.2040	4400.0	80	18522	No
19	GOM_NL__2PRFIN20050915_021543_000000372040_00432_18522_6786.N1	15-SEP-2005 02:15:43	Dark	36.500	46	Del Vel	1.9540	10600.	73	18522	No
20	GOM_NL__2PRFIN20050915_021715_000000472040_00432_18522_6787.N1	15-SEP-2005 02:17:15	Dark	46.500	41	Eps Car	1.8600	4100.0	93	18522	No
21	GOM_NL__2PRFIN20050915_022751_000000372040_00433_18523_6773.N1	15-SEP-2005 02:27:51	Dark	36.500	135	Bet Hyi	2.8200	5800.0	73	18523	No
22	GOM_NL__2PRFIN20050915_023324_000000372040_00433_18523_6774.N1	15-SEP-2005 02:33:24	Straylight	37.000	148	Alp Tuc	2.8780	4100.0	74	18523	No
23	GOM_NL__2PRFIN20050915_023707_000000372040_00433_18523_6775.N1	15-SEP-2005 02:37:07	Straylight	37.000	31	Alp Gru	1.7340	15200.	74	18523	No
24	GOM_NL__2PRFIN20050915_023954_000000372040_00433_18523_6776.N1	15-SEP-2005 02:39:54	Straylight	37.000	172	Gam Gru	3.0030	13100.	74	18523	No
25	GOM_NL__2PRFIN20050915_024551_000000392040_00433_18523_6777.N1	15-SEP-2005 02:45:51	Tw_i_and_stray	39.000	142	49Del Cap	2.8500	8900.0	78	18523	No
26	GOM_NL__2PRFIN20050915_024856_000000372040_00433_18523_6778.N1	15-SEP-2005 02:48:56	Bright	37.000	154	22Bet Aqr	2.8990	5700.0	74	18523	No
27	GOM_NL__2PRFIN20050915_025305_000000382040_00433_18523_6779.N1	15-SEP-2005 02:53:05	Bright	37.500	61	8Eps Peg	2.1000	3900.0	75	18523	No
28	GOM_NL__2PRFIN20050915_030022_000000382040_00433_18523_6780.N1	15-SEP-2005 03:00:22	Bright	38.000	92	53Eps Cyg	2.5000	4500.0	76	18523	No
29	GOM_NL__2PRFIN20050915_030228_000000362040_00433_18523_6781.N1	15-SEP-2005 03:02:28	Bright	35.500	66	37Gam Cyg	2.2080	5900.0	71	18523	No
30	GOM_NL__2PRFIN20050915_031626_000000352040_00433_18523_6782.N1	15-SEP-2005 03:16:26	Bright	34.500	60	7Bet UMi	2.0810	3950.0	69	18523	No
31	GOM_NL__2PRFIN20050915_032250_000000372040_00433_18523_6783.N1	15-SEP-2005 03:22:50	Bright	36.500	36	50Alp UMa	1.8000	6300.0	73	18523	No
32	GOM_NL__2PRFIN20050915_032416_000000432040_00433_18523_6784.N1	15-SEP-2005 03:24:16	Bright	42.500	82	48Bet UMa	2.3650	10600.	85	18523	No
33	GOM_NL__2PRFIN20050915_035303_000000422040_00433_18523_6785.N1	15-SEP-2005 03:53:03	Dark	41.500	65	Lam Vel	2.2040	4400.0	83	18523	No
34	GOM_NL__2PRFIN20050915_035620_000000382040_00433_18523_6786.N1	15-SEP-2005 03:56:20	Dark	38.000	46	Del Vel	1.9540	10600.	76	18523	No
35	GOM_NL__2PRFIN20050915_035751_000000442040_00433_18523_6787.N1	15-SEP-2005 03:57:51	Dark	43.500	41	Eps Car	1.8600	4100.0	87	18523	No
36	GOM_NL__2PRFIN20050915_040827_000000382040_00434_18524_6773.N1	15-SEP-2005 04:08:27	Dark	38.000	135	Bet Hyi	2.8200	5800.0	76	18524	No
37	GOM_NL__2PRFIN20050915_041400_000000412040_00434_18524_6774.N1	15-SEP-2005 04:14:00	Straylight	40.500	148	Alp Tuc	2.8780	4100.0	81	18524	No
38	GOM_NL__2PRFIN20050915_041744_000000432040_00434_18524_6775.N1	15-SEP-2005 04:17:44	Straylight	43.000	31	Alp Gru	1.7340	15200.	86	18524	No
39	GOM_NL__2PRFIN20050915_042031_000000382040_00434_18524_6776.N1	15-SEP-2005 04:20:31	Straylight	37.500	172	Gam Gru	3.0030	13100.	75	18524	No
40	GOM_NL__2PRFIN20050915_042627_000000372040_00434_18524_6777.N1	15-SEP-2005 04:26:27	Tw_i_and_stray	37.000	142	49Del Cap	2.8500	8900.0	74	18524	No
41	GOM_NL__2PRFIN20050915_043042_000000102040_00434_18524_6778.N1	15-SEP-2005 04:30:42	Tw_i_and_stray	10.000	162	34Alp Aqr	2.9440	5350.0	20	18524	No
42	GOM_NL__2PRFIN20050915_043341_000000382040_00434_18524_6779.N1	15-SEP-2005 04:33:41	Bright	38.000	61	8Eps Peg	2.1000	3900.0	76	18524	No

43	GOM_NL__2PRFIN20050915_044058_000000372040_00434_18524_6780.N1	15-SEP-2005 04:40:58	Bright	36.500	92	53Eps Cyg	2.5000	4500.0	73	18524	No
44	GOM_NL__2PRFIN20050915_044305_000000352040_00434_18524_6781.N1	15-SEP-2005 04:43:05	Bright	34.500	66	37Gam Cyg	2.2080	5900.0	69	18524	No
45	GOM_NL__2PRFIN20050915_045702_000000372040_00434_18524_6782.N1	15-SEP-2005 04:57:02	Bright	37.000	60	7Bet UMi	2.0810	3950.0	74	18524	No
46	GOM_NL__2PRFIN20050915_050327_000000362040_00434_18524_6783.N1	15-SEP-2005 05:03:27	Bright	36.000	36	50Alp UMa	1.8000	6300.0	72	18524	No
47	GOM_NL__2PRFIN20050915_050453_000000522040_00434_18524_6784.N1	15-SEP-2005 05:04:53	Bright	52.000	82	48Bet UMa	2.3650	10600.	104	18524	No
48	GOM_NL__2PRFIN20050915_050758_000000092040_00434_18524_6785.N1	15-SEP-2005 05:07:58	Straylight	9.0000	174	52Psi UMa	3.0040	4400.0	18	18524	No
49	GOM_NL__2PRFIN20050915_053339_000000422040_00434_18524_6786.N1	15-SEP-2005 05:33:39	Dark	41.500	65	Lam Vel	2.2040	4400.0	83	18524	No
50	GOM_NL__2PRFIN20050915_053656_000000392040_00434_18524_6787.N1	15-SEP-2005 05:36:56	Dark	39.000	46	Del Vel	1.9540	10600.	78	18524	No
51	GOM_NL__2PRFIN20050915_053827_000000422040_00434_18524_6788.N1	15-SEP-2005 05:38:27	Dark	42.000	41	Eps Car	1.8600	4100.0	84	18524	No
52	GOM_NL__2PRFIN20050915_054903_000000372040_00435_18525_6773.N1	15-SEP-2005 05:49:03	Dark	37.000	135	Bet Hyi	2.8200	5800.0	74	18525	No
53	GOM_NL__2PRFIN20050915_055436_000000462040_00435_18525_6774.N1	15-SEP-2005 05:54:36	Straylight	45.500	148	Alp Tuc	2.8780	4100.0	91	18525	No
54	GOM_NL__2PRFIN20050915_055820_000000392040_00435_18525_6775.N1	15-SEP-2005 05:58:20	Straylight	38.500	31	Alp Gru	1.7340	15200.	77	18525	No
55	GOM_NL__2PRFIN20050915_060107_000000372040_00435_18525_6776.N1	15-SEP-2005 06:01:07	Straylight	36.500	172	Gam Gru	3.0030	13100.	73	18525	No
56	GOM_NL__2PRFIN20050915_060703_000000412040_00435_18525_6777.N1	15-SEP-2005 06:07:03	Tw_i_and_stray	41.000	142	49Del Cap	2.8500	8900.0	82	18525	No
57	GOM_NL__2PRFIN20050915_061118_000000102040_00435_18525_6778.N1	15-SEP-2005 06:11:18	Tw_i_and_stray	10.000	162	34Alp Aqr	2.9440	5350.0	20	18525	No
58	GOM_NL__2PRFIN20050915_061418_000000382040_00435_18525_6779.N1	15-SEP-2005 06:14:18	Bright	37.500	61	8Eps Peg	2.1000	3900.0	75	18525	No
59	GOM_NL__2PRFIN20050915_062135_000000392040_00435_18525_6780.N1	15-SEP-2005 06:21:35	Bright	38.500	92	53Eps Cyg	2.5000	4500.0	77	18525	No
60	GOM_NL__2PRFIN20050915_062341_000000372040_00435_18525_6781.N1	15-SEP-2005 06:23:41	Bright	37.000	66	37Gam Cyg	2.2080	5900.0	74	18525	No
61	GOM_NL__2PRFIN20050915_063739_000000382040_00435_18525_6782.N1	15-SEP-2005 06:37:39	Bright	38.000	60	7Bet UMi	2.0810	3950.0	76	18525	No
62	GOM_NL__2PRFIN20050915_064403_000000362040_00435_18525_6783.N1	15-SEP-2005 06:44:03	Bright	35.500	36	50Alp UMa	1.8000	6300.0	71	18525	No
63	GOM_NL__2PRFIN20050915_064529_000000352040_00435_18525_6784.N1	15-SEP-2005 06:45:29	Bright	35.000	82	48Bet UMa	2.3650	10600.	70	18525	No
64	GOM_NL__2PRFIN20050915_064834_000000092040_00435_18525_6785.N1	15-SEP-2005 06:48:34	Straylight	9.0000	174	52Psi UMa	3.0040	4400.0	18	18525	No
65	GOM_NL__2PRFIN20050915_071415_000000442040_00435_18525_6786.N1	15-SEP-2005 07:14:15	Dark	44.000	65	Lam Vel	2.2040	4400.0	88	18525	No
66	GOM_NL__2PRFIN20050915_071732_000000392040_00435_18525_6787.N1	15-SEP-2005 07:17:32	Dark	39.000	46	Del Vel	1.9540	10600.	78	18525	No
67	GOM_NL__2PRFIN20050915_071903_000000502040_00435_18525_6788.N1	15-SEP-2005 07:19:03	Dark	50.000	41	Eps Car	1.8600	4100.0	100	18525	No
68	GOM_NL__2PRFIN20050915_072939_000000372040_00436_18526_6773.N1	15-SEP-2005 07:29:39	Dark	36.500	135	Bet Hyi	2.8200	5800.0	73	18526	No
69	GOM_NL__2PRFIN20050915_073512_000000392040_00436_18526_6774.N1	15-SEP-2005 07:35:12	Straylight	39.000	148	Alp Tuc	2.8780	4100.0	78	18526	No
70	GOM_NL__2PRFIN20050915_073856_000000402040_00436_18526_6775.N1	15-SEP-2005 07:38:56	Straylight	39.500	31	Alp Gru	1.7340	15200.	79	18526	No
71	GOM_NL__2PRFIN20050915_074143_000000372040_00436_18526_6776.N1	15-SEP-2005 07:41:43	Straylight	37.000	172	Gam Gru	3.0030	13100.	74	18526	No
72	GOM_NL__2PRFIN20050915_074740_000000382040_00436_18526_6777.N1	15-SEP-2005 07:47:40	Tw_i_and_stray	37.500	142	49Del Cap	2.8500	8900.0	75	18526	No
73	GOM_NL__2PRFIN20050915_075154_000000302040_00436_18526_6778.N1	15-SEP-2005 07:51:54	Bright	30.000	162	34Alp Aqr	2.9440	5350.0	60	18526	No
74	GOM_NL__2PRFIN20050915_075454_000000372040_00436_18526_6779.N1	15-SEP-2005 07:54:54	Bright	37.000	61	8Eps Peg	2.1000	3900.0	74	18526	No
75	GOM_NL__2PRFIN20050915_080211_000000382040_00436_18526_6780.N1	15-SEP-2005 08:02:11	Bright	37.500	92	53Eps Cyg	2.5000	4500.0	75	18526	No
76	GOM_NL__2PRFIN20050915_080418_000000382040_00436_18526_6781.N1	15-SEP-2005 08:04:18	Bright	38.000	66	37Gam Cyg	2.2080	5900.0	76	18526	No
77	GOM_NL__2PRFIN20050915_081815_000000352040_00436_18526_6782.N1	15-SEP-2005 08:18:15	Bright	34.500	60	7Bet UMi	2.0810	3950.0	69	18526	No
78	GOM_NL__2PRFIN20050915_082439_000000362040_00436_18526_6783.N1	15-SEP-2005 08:24:39	Bright	36.000	36	50Alp UMa	1.8000	6300.0	72	18526	No
79	GOM_NL__2PRFIN20050915_082605_000000352040_00436_18526_6784.N1	15-SEP-2005 08:26:05	Bright	34.500	82	48Bet UMa	2.3650	10600.	69	18526	No
80	GOM_NL__2PRFIN20050915_082910_000000192040_00436_18526_6785.N1	15-SEP-2005 08:29:10	Tw_i_and_stray	19.000	174	52Psi UMa	3.0040	4400.0	38	18526	No
81	GOM_NL__2PRFIN20050915_085451_000000412040_00436_18526_6786.N1	15-SEP-2005 08:54:51	Dark	41.000	65	Lam Vel	2.2040	4400.0	82	18526	No
82	GOM_NL__2PRFIN20050915_085808_000000382040_00436_18526_6787.N1	15-SEP-2005 08:58:08	Dark	38.000	46	Del Vel	1.9540	10600.	76	18526	No
83	GOM_NL__2PRFIN20050915_085939_000000442040_00436_18526_6788.N1	15-SEP-2005 08:59:39	Dark	43.500	41	Eps Car	1.8600	4100.0	87	18526	No
84	GOM_NL__2PRFIN20050915_091016_000000372040_00437_18527_6773.N1	15-SEP-2005 09:10:16	Dark	36.500	135	Bet Hyi	2.8200	5800.0	73	18527	No
85	GOM_NL__2PRFIN20050915_091548_000000362040_00437_18527_6774.N1	15-SEP-2005 09:15:48	Straylight	36.000	148	Alp Tuc	2.8780	4100.0	72	18527	No
86	GOM_NL__2PRFIN20050915_091932_000000382040_00437_18527_6775.N1	15-SEP-2005 09:19:32	Straylight	38.000	31	Alp Gru	1.7340	15200.	76	18527	No
87	GOM_NL__2PRFIN20050915_092219_000000372040_00437_18527_6776.N1	15-SEP-2005 09:22:19	Straylight	37.000	172	Gam Gru	3.0030	13100.	74	18527	No
88	GOM_NL__2PRFIN20050915_092816_000000392040_00437_18527_6777.N1	15-SEP-2005 09:28:16	Tw_i_and_stray	38.500	142	49Del Cap	2.8500	8900.0	77	18527	No
89	GOM_NL__2PRFIN20050915_100515_000000352040_00437_18527_6778.N1	15-SEP-2005 10:05:15	Bright	35.000	36	50Alp UMa	1.8000	6300.0	70	18527	No
90	GOM_NL__2PRFIN20050915_100641_000000332040_00437_18527_6779.N1	15-SEP-2005 10:06:41	Bright	33.000	82	48Bet UMa	2.3650	10600.	66	18527	No
91	GOM_NL__2PRFIN20050915_100946_000000192040_00437_18527_6780.N1	15-SEP-2005 10:09:46	Tw_i_and_stray	19.000	174	52Psi UMa	3.0040	4400.0	38	18527	No
92	GOM_NL__2PRFIN20050915_103527_000000442040_00437_18527_6781.N1	15-SEP-2005 10:35:27	Dark	44.000	65	Lam Vel	2.2040	4400.0	88	18527	No
93	GOM_NL__2PRFIN20050915_103844_000000422040_00437_18527_6782.N1	15-SEP-2005 10:38:44	Dark	42.000	46	Del Vel	1.9540	10600.	84	18527	No
94	GOM_NL__2PRFIN20050915_104016_000000432040_00437_18527_6783.N1	15-SEP-2005 10:40:16	Dark	43.000	41	Eps Car	1.8600	4100.0	86	18527	No
95	GOM_NL__2PRFIN20050915_105052_000000382040_00438_18528_6773.N1	15-SEP-2005 10:50:52	Dark	37.500	135	Bet Hyi	2.8200	5800.0	75	18528	No
96	GOM_NL__2PRFIN20050915_105624_000000372040_00438_18528_6774.N1	15-SEP-2005 10:56:24	Straylight	37.000	148	Alp Tuc	2.8780	4100.0	74	18528	No
97	GOM_NL__2PRFIN20050915_110008_000000382040_00438_18528_6775.N1	15-SEP-2005 11:00:08	Straylight	37.500	31	Alp Gru	1.7340	15200.	75	18528	No
98	GOM_NL__2PRFIN20050915_110255_000000372040_00438_18528_6776.N1	15-SEP-2005 11:02:55	Straylight	36.500	172	Gam Gru	3.0030	13100.	73	18528	No
99	GOM_NL__2PRFIN20050915_110852_000000412040_00438_18528_6777.N1	15-SEP-2005 11:08:52	Tw_i_and_stray	40.500	142	49Del Cap	2.8500	8900.0	81	18528	No
100	GOM_NL__2PRFIN20050915_111306_000000372040_00438_18528_6778.N1	15-SEP-2005 11:13:06	Bright	37.000	162	34Alp Aqr	2.9440	5350.0	74	18528	No
101	GOM_NL__2PRFIN20050915_111606_000000382040_00438_18528_6779.N1	15-SEP-2005 11:16:06	Bright	37.500	61	8Eps Peg	2.1000	3900.0	75	18528	No

102	GOM_NL__2PRFIN20050915_112323_000000362040_00438_18528_6780.N1	15-SEP-2005 11:23:23	Bright	36.000	92	53Eps Cyg	2.5000	4500.0	72	18528	No
103	GOM_NL__2PRFIN20050915_112530_000000372040_00438_18528_6781.N1	15-SEP-2005 11:25:30	Bright	36.500	66	37Gam Cyg	2.2080	5900.0	73	18528	No
104	GOM_NL__2PRFIN20050915_113927_000000372040_00438_18528_6782.N1	15-SEP-2005 11:39:27	Bright	36.500	60	7Bet UMi	2.0810	3950.0	73	18528	No
105	GOM_NL__2PRFIN20050915_114551_000000362040_00438_18528_6783.N1	15-SEP-2005 11:45:51	Bright	35.500	36	50Alp UMa	1.8000	6300.0	71	18528	No
106	GOM_NL__2PRFIN20050915_114717_000000482040_00438_18528_6784.N1	15-SEP-2005 11:47:17	Bright	48.000	82	48Bet UMa	2.3650	10600.	96	18528	No
107	GOM_NL__2PRFIN20050915_115022_000000292040_00438_18528_6785.N1	15-SEP-2005 11:50:22	Bright	29.000	174	52Psi UMa	3.0040	4400.0	58	18528	No
108	GOM_NL__2PRFIN20050915_121603_000000432040_00438_18528_6786.N1	15-SEP-2005 12:16:03	Dark	43.000	65	Lam Vel	2.2040	4400.0	86	18528	No
109	GOM_NL__2PRFIN20050915_121920_000000392040_00438_18528_6787.N1	15-SEP-2005 12:19:20	Dark	38.500	46	Del Vel	1.9540	10600.	77	18528	No
110	GOM_NL__2PRFIN20050915_122052_000000392040_00438_18528_6788.N1	15-SEP-2005 12:20:52	Dark	39.000	41	Eps Car	1.8600	4100.0	78	18528	No
111	GOM_NL__2PRFIN20050915_123128_000000392040_00439_18529_6773.N1	15-SEP-2005 12:31:28	Dark	39.000	135	Bet Hyi	2.8200	5800.0	78	18529	No
112	GOM_NL__2PRFIN20050915_123700_000000412040_00439_18529_6774.N1	15-SEP-2005 12:37:00	Straylight	40.500	148	Alp Tuc	2.8780	4100.0	81	18529	No
113	GOM_NL__2PRFIN20050915_124044_000000392040_00439_18529_6775.N1	15-SEP-2005 12:40:44	Straylight	38.500	31	Alp Gru	1.7340	15200.	77	18529	No
114	GOM_NL__2PRFIN20050915_124331_000000352040_00439_18529_6776.N1	15-SEP-2005 12:43:31	Straylight	34.500	172	Gam Gru	3.0030	13100.	69	18529	No
115	GOM_NL__2PRFIN20050915_124928_000000412040_00439_18529_6777.N1	15-SEP-2005 12:49:28	Tw_i_and_stray	40.500	142	49Del Cap	2.8500	8900.0	81	18529	No
116	GOM_NL__2PRFIN20050915_125342_000000382040_00439_18529_6778.N1	15-SEP-2005 12:53:42	Bright	37.500	162	34Alp Aqr	2.9440	5350.0	75	18529	No
117	GOM_NL__2PRFIN20050915_125642_000000372040_00439_18529_6779.N1	15-SEP-2005 12:56:42	Bright	36.500	61	8Eps Peg	2.1000	3900.0	73	18529	No
118	GOM_NL__2PRFIN20050915_130359_000000362040_00439_18529_6780.N1	15-SEP-2005 13:03:59	Bright	36.000	92	53Eps Cyg	2.5000	4500.0	72	18529	No
119	GOM_NL__2PRFIN20050915_130606_000000382040_00439_18529_6781.N1	15-SEP-2005 13:06:06	Bright	37.500	66	37Gam Cyg	2.2080	5900.0	75	18529	No
120	GOM_NL__2PRFIN20050915_132003_000000362040_00439_18529_6782.N1	15-SEP-2005 13:20:03	Bright	35.500	60	7Bet UMi	2.0810	3950.0	71	18529	No
121	GOM_NL__2PRFIN20050915_132627_000000332040_00439_18529_6783.N1	15-SEP-2005 13:26:27	Bright	32.500	36	50Alp UMa	1.8000	6300.0	65	18529	No
122	GOM_NL__2PRFIN20050915_132754_000000342040_00439_18529_6784.N1	15-SEP-2005 13:27:54	Bright	33.500	82	48Bet UMa	2.3650	10600.	67	18529	No
123	GOM_NL__2PRFIN20050915_133058_000000292040_00439_18529_6785.N1	15-SEP-2005 13:30:58	Bright	29.000	174	52Psi UMa	3.0040	4400.0	58	18529	No
124	GOM_NL__2PRFIN20050915_135639_000000482040_00439_18529_6786.N1	15-SEP-2005 13:56:39	Dark	47.500	65	Lam Vel	2.2040	4400.0	95	18529	No
125	GOM_NL__2PRFIN20050915_135956_000000392040_00439_18529_6787.N1	15-SEP-2005 13:59:56	Dark	38.500	46	Del Vel	1.9540	10600.	77	18529	No
126	GOM_NL__2PRFIN20050915_140128_000000482040_00439_18529_6788.N1	15-SEP-2005 14:01:28	Dark	47.500	41	Eps Car	1.8600	4100.0	95	18529	No
127	GOM_NL__2PRFIN20050915_141204_000000362040_00440_18530_6793.N1	15-SEP-2005 14:12:04	Dark	36.000	135	Bet Hyi	2.8200	5800.0	72	18530	No
128	GOM_NL__2PRFIN20050915_141736_000000452040_00440_18530_6794.N1	15-SEP-2005 14:17:36	Straylight	45.000	148	Alp Tuc	2.8780	4100.0	90	18530	No
129	GOM_NL__2PRFIN20050915_142120_000000382040_00440_18530_6795.N1	15-SEP-2005 14:21:20	Straylight	37.500	31	Alp Gru	1.7340	15200.	75	18530	No
130	GOM_NL__2PRFIN20050915_142407_000000382040_00440_18530_6796.N1	15-SEP-2005 14:24:07	Straylight	37.500	172	Gam Gru	3.0030	13100.	75	18530	No
131	GOM_NL__2PRFIN20050915_143004_000000382040_00440_18530_6797.N1	15-SEP-2005 14:30:04	Tw_i_and_stray	38.000	142	49Del Cap	2.8500	8900.0	76	18530	No
132	GOM_NL__2PRFIN20050915_143418_000000372040_00440_18530_6798.N1	15-SEP-2005 14:34:18	Bright	37.000	162	34Alp Aqr	2.9440	5350.0	74	18530	No
133	GOM_NL__2PRFIN20050915_143718_000000362040_00440_18530_6799.N1	15-SEP-2005 14:37:18	Bright	35.500	61	8Eps Peg	2.1000	3900.0	71	18530	No
134	GOM_NL__2PRFIN20050915_144436_000000382040_00440_18530_6800.N1	15-SEP-2005 14:44:36	Bright	37.500	92	53Eps Cyg	2.5000	4500.0	75	18530	No
135	GOM_NL__2PRFIN20050915_144642_000000382040_00440_18530_6801.N1	15-SEP-2005 14:46:42	Bright	37.500	66	37Gam Cyg	2.2080	5900.0	75	18530	No
136	GOM_NL__2PRFIN20050915_150040_000000362040_00440_18530_6802.N1	15-SEP-2005 15:00:40	Bright	36.000	60	7Bet UMi	2.0810	3950.0	72	18530	No
137	GOM_NL__2PRFIN20050915_150703_000000522040_00440_18530_6803.N1	15-SEP-2005 15:07:03	Bright	52.000	36	50Alp UMa	1.8000	6300.0	104	18530	No
138	GOM_NL__2PRFIN20050915_150830_000000522040_00440_18530_6804.N1	15-SEP-2005 15:08:30	Bright	52.000	82	48Bet UMa	2.3650	10600.	104	18530	No
139	GOM_NL__2PRFIN20050915_151135_000000342040_00440_18530_6805.N1	15-SEP-2005 15:11:35	Bright	34.000	174	52Psi UMa	3.0040	4400.0	68	18530	No
140	GOM_NL__2PRFIN20050915_153715_000000442040_00440_18530_6806.N1	15-SEP-2005 15:37:15	Dark	44.000	65	Lam Vel	2.2040	4400.0	88	18530	No
141	GOM_NL__2PRFIN20050915_154032_000000402040_00440_18530_6807.N1	15-SEP-2005 15:40:32	Dark	40.000	46	Del Vel	1.9540	10600.	80	18530	No
142	GOM_NL__2PRFIN20050915_154204_000000472040_00440_18530_6808.N1	15-SEP-2005 15:42:04	Dark	47.000	41	Eps Car	1.8600	4100.0	94	18530	No
143	GOM_NL__2PRFIN20050915_155240_000000382040_00441_18531_6793.N1	15-SEP-2005 15:52:40	Dark	37.500	135	Bet Hyi	2.8200	5800.0	75	18531	No
144	GOM_NL__2PRFIN20050915_155812_000000382040_00441_18531_6794.N1	15-SEP-2005 15:58:12	Straylight	37.500	148	Alp Tuc	2.8780	4100.0	75	18531	No
145	GOM_NL__2PRFIN20050915_160156_000000372040_00441_18531_6795.N1	15-SEP-2005 16:01:56	Straylight	37.000	31	Alp Gru	1.7340	15200.	74	18531	No
146	GOM_NL__2PRFIN20050915_160443_000000392040_00441_18531_6796.N1	15-SEP-2005 16:04:43	Straylight	39.000	172	Gam Gru	3.0030	13100.	78	18531	No
147	GOM_NL__2PRFIN20050915_161040_000000412040_00441_18531_6797.N1	15-SEP-2005 16:10:40	Tw_i_and_stray	40.500	142	49Del Cap	2.8500	8900.0	81	18531	No
148	GOM_NL__2PRFIN20050915_161454_000000372040_00441_18531_6798.N1	15-SEP-2005 16:14:54	Bright	36.500	162	34Alp Aqr	2.9440	5350.0	73	18531	No
149	GOM_NL__2PRFIN20050915_161754_000000372040_00441_18531_6799.N1	15-SEP-2005 16:17:54	Bright	36.500	61	8Eps Peg	2.1000	3900.0	73	18531	No
150	GOM_NL__2PRFIN20050915_162512_000000372040_00441_18531_6800.N1	15-SEP-2005 16:25:12	Bright	36.500	92	53Eps Cyg	2.5000	4500.0	73	18531	No
151	GOM_NL__2PRFIN20050915_162719_000000372040_00441_18531_6801.N1	15-SEP-2005 16:27:19	Bright	36.500	66	37Gam Cyg	2.2080	5900.0	73	18531	No
152	GOM_NL__2PRFIN20050915_164116_000000372040_00441_18531_6802.N1	15-SEP-2005 16:41:16	Bright	37.000	60	7Bet UMi	2.0810	3950.0	74	18531	No
153	GOM_NL__2PRFIN20050915_164740_000000522040_00441_18531_6803.N1	15-SEP-2005 16:47:40	Bright	52.000	36	50Alp UMa	1.8000	6300.0	104	18531	No
154	GOM_NL__2PRFIN20050915_164906_000000332040_00441_18531_6804.N1	15-SEP-2005 16:49:06	Bright	33.000	82	48Bet UMa	2.3650	10600.	66	18531	No
155	GOM_NL__2PRFIN20050915_165211_000000342040_00441_18531_6805.N1	15-SEP-2005 16:52:11	Bright	33.500	174	52Psi UMa	3.0040	4400.0	67	18531	No
156	GOM_NL__2PRFIN20050915_171752_000000442040_00441_18531_6806.N1	15-SEP-2005 17:17:52	Dark	44.000	65	Lam Vel	2.2040	4400.0	88	18531	No
157	GOM_NL__2PRFIN20050915_172109_000000372040_00441_18531_6807.N1	15-SEP-2005 17:21:09	Dark	37.000	46	Del Vel	1.9540	10600.	74	18531	No
158	GOM_NL__2PRFIN20050915_172240_000000452040_00441_18531_6808.N1	15-SEP-2005 17:22:40	Dark	45.000	41	Eps Car	1.8600	4100.0	90	18531	No
159	GOM_NL__2PRFIN20050915_173316_000000382040_00442_18532_6793.N1	15-SEP-2005 17:33:16	Dark	37.500	135	Bet Hyi	2.8200	5800.0	75	18532	No
160	GOM_NL__2PRFIN20050915_173849_000000362040_00442_18532_6794.N1	15-SEP-2005 17:38:49	Straylight	36.000	148	Alp Tuc	2.8780	4100.0	72	18532	No

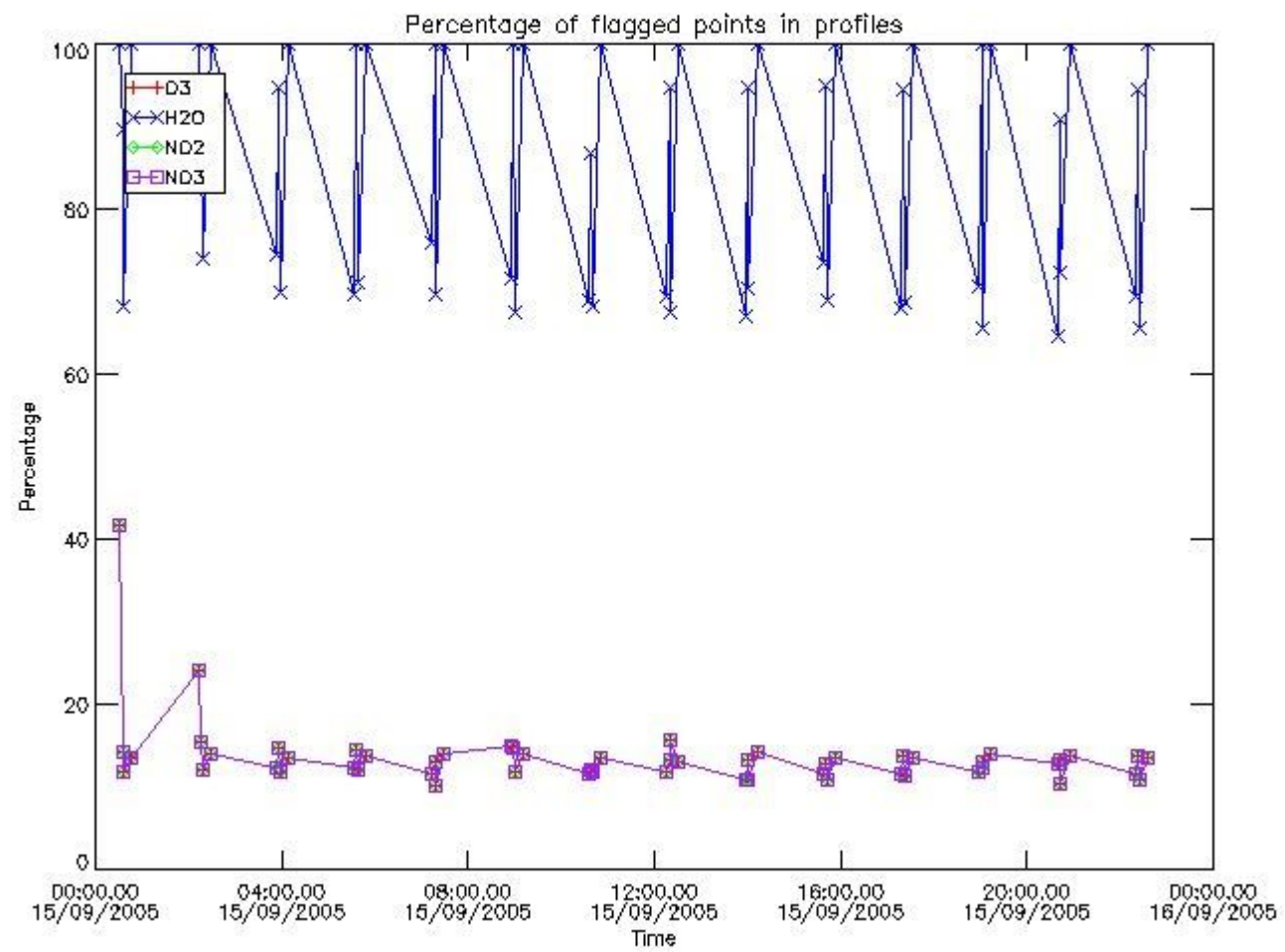
161	GOM_NL__2PRFIN20050915_174232_000000392040_00442_18532_6795.N1	15-SEP-2005 17:42:32	Straylight	38.500	31	Alp Gru	1.7340	15200.	77	18532	No
162	GOM_NL__2PRFIN20050915_174520_000000382040_00442_18532_6796.N1	15-SEP-2005 17:45:20	Straylight	38.000	172	Gam Gru	3.0030	13100.	76	18532	No
163	GOM_NL__2PRFIN20050915_175116_000000422040_00442_18532_6797.N1	15-SEP-2005 17:51:16	Twl_and_stray	42.000	142	49Del Cap	2.8500	8900.0	84	18532	No
164	GOM_NL__2PRFIN20050915_175530_000000372040_00442_18532_6798.N1	15-SEP-2005 17:55:30	Bright	36.500	162	34Alp Aqr	2.9440	5350.0	73	18532	No
165	GOM_NL__2PRFIN20050915_175830_000000382040_00442_18532_6799.N1	15-SEP-2005 17:58:30	Bright	37.500	61	8Eps Peg	2.1000	3900.0	75	18532	No
166	GOM_NL__2PRFIN20050915_180548_000000362040_00442_18532_6800.N1	15-SEP-2005 18:05:48	Bright	35.500	92	53Eps Cyg	2.5000	4500.0	71	18532	No
167	GOM_NL__2PRFIN20050915_180755_000000382040_00442_18532_6801.N1	15-SEP-2005 18:07:55	Bright	37.500	66	37Gam Cyg	2.2080	5900.0	75	18532	No
168	GOM_NL__2PRFIN20050915_182152_000000372040_00442_18532_6802.N1	15-SEP-2005 18:21:52	Bright	37.000	60	7Bet UMi	2.0810	3950.0	74	18532	No
169	GOM_NL__2PRFIN20050915_182816_000000402040_00442_18532_6803.N1	15-SEP-2005 18:28:16	Bright	39.500	36	50Alp UMa	1.8000	6300.0	79	18532	No
170	GOM_NL__2PRFIN20050915_182942_000000342040_00442_18532_6804.N1	15-SEP-2005 18:29:42	Bright	34.000	82	48Bet UMa	2.3650	10600.	68	18532	No
171	GOM_NL__2PRFIN20050915_183247_000000332040_00442_18532_6805.N1	15-SEP-2005 18:32:47	Bright	33.000	174	52Psi UMa	3.0040	4400.0	66	18532	No
172	GOM_NL__2PRFIN20050915_185828_000000432040_00442_18532_6806.N1	15-SEP-2005 18:58:28	Dark	43.000	65	Lam Vel	2.2040	4400.0	86	18532	No
173	GOM_NL__2PRFIN20050915_190145_000000392040_00442_18532_6807.N1	15-SEP-2005 19:01:45	Dark	39.000	46	Del Vel	1.9540	10600.	78	18532	No
174	GOM_NL__2PRFIN20050915_190316_000000462040_00442_18532_6808.N1	15-SEP-2005 19:03:16	Dark	45.500	41	Eps Car	1.8600	4100.0	91	18532	No
175	GOM_NL__2PRFIN20050915_191352_000000372040_00443_18533_6793.N1	15-SEP-2005 19:13:52	Dark	36.500	135	Bet Hyi	2.8200	5800.0	73	18533	No
176	GOM_NL__2PRFIN20050915_191925_000000442040_00443_18533_6794.N1	15-SEP-2005 19:19:25	Straylight	44.000	148	Alp Tuc	2.8780	4100.0	88	18533	No
177	GOM_NL__2PRFIN20050915_192309_000000422040_00443_18533_6795.N1	15-SEP-2005 19:23:09	Straylight	41.500	31	Alp Gru	1.7340	15200.	83	18533	No
178	GOM_NL__2PRFIN20050915_192556_000000372040_00443_18533_6796.N1	15-SEP-2005 19:25:56	Straylight	37.000	172	Gam Gru	3.0030	13100.	74	18533	No
179	GOM_NL__2PRFIN20050915_193152_000000412040_00443_18533_6797.N1	15-SEP-2005 19:31:52	Twl_and_stray	40.500	142	49Del Cap	2.8500	8900.0	81	18533	No
180	GOM_NL__2PRFIN20050915_193606_000000372040_00443_18533_6798.N1	15-SEP-2005 19:36:06	Bright	37.000	162	34Alp Aqr	2.9440	5350.0	74	18533	No
181	GOM_NL__2PRFIN20050915_193906_000000362040_00443_18533_6799.N1	15-SEP-2005 19:39:06	Bright	36.000	61	8Eps Peg	2.1000	3900.0	72	18533	No
182	GOM_NL__2PRFIN20050915_194624_000000372040_00443_18533_6800.N1	15-SEP-2005 19:46:24	Bright	37.000	92	53Eps Cyg	2.5000	4500.0	74	18533	No
183	GOM_NL__2PRFIN20050915_194831_000000382040_00443_18533_6801.N1	15-SEP-2005 19:48:31	Bright	38.000	66	37Gam Cyg	2.2080	5900.0	76	18533	No
184	GOM_NL__2PRFIN20050915_200229_000000382040_00443_18533_6802.N1	15-SEP-2005 20:02:29	Bright	37.500	60	7Bet UMi	2.0810	3950.0	75	18533	No
185	GOM_NL__2PRFIN20050915_200852_000000362040_00443_18533_6803.N1	15-SEP-2005 20:08:52	Bright	36.000	36	50Alp UMa	1.8000	6300.0	72	18533	No
186	GOM_NL__2PRFIN20050915_201018_000000352040_00443_18533_6804.N1	15-SEP-2005 20:10:18	Bright	34.500	82	48Bet UMa	2.3650	10600.	69	18533	No
187	GOM_NL__2PRFIN20050915_201323_000000342040_00443_18533_6805.N1	15-SEP-2005 20:13:23	Bright	33.500	174	52Psi UMa	3.0040	4400.0	67	18533	No
188	GOM_NL__2PRFIN20050915_203904_000000402040_00443_18533_6806.N1	15-SEP-2005 20:39:04	Dark	40.000	65	Lam Vel	2.2040	4400.0	80	18533	No
189	GOM_NL__2PRFIN20050915_204221_000000392040_00443_18533_6807.N1	15-SEP-2005 20:42:21	Dark	38.500	46	Del Vel	1.9540	10600.	77	18533	No
190	GOM_NL__2PRFIN20050915_204353_000000492040_00443_18533_6808.N1	15-SEP-2005 20:43:53	Dark	49.000	41	Eps Car	1.8600	4100.0	98	18533	No
191	GOM_NL__2PRFIN20050915_205428_000000372040_00444_18534_6793.N1	15-SEP-2005 20:54:28	Dark	37.000	135	Bet Hyi	2.8200	5800.0	74	18534	No
192	GOM_NL__2PRFIN20050915_210001_000000442040_00444_18534_6794.N1	15-SEP-2005 21:00:01	Straylight	44.000	148	Alp Tuc	2.8780	4100.0	88	18534	No
193	GOM_NL__2PRFIN20050915_210345_000000392040_00444_18534_6795.N1	15-SEP-2005 21:03:45	Straylight	38.500	31	Alp Gru	1.7340	15200.	77	18534	No
194	GOM_NL__2PRFIN20050915_210632_000000372040_00444_18534_6796.N1	15-SEP-2005 21:06:32	Straylight	37.000	172	Gam Gru	3.0030	13100.	74	18534	No
195	GOM_NL__2PRFIN20050915_211228_000000382040_00444_18534_6797.N1	15-SEP-2005 21:12:28	Twl_and_stray	38.000	142	49Del Cap	2.8500	8900.0	76	18534	No
196	GOM_NL__2PRFIN20050915_211642_000000372040_00444_18534_6798.N1	15-SEP-2005 21:16:42	Bright	37.000	162	34Alp Aqr	2.9440	5350.0	74	18534	No
197	GOM_NL__2PRFIN20050915_211942_000000362040_00444_18534_6799.N1	15-SEP-2005 21:19:42	Bright	36.000	61	8Eps Peg	2.1000	3900.0	72	18534	No
198	GOM_NL__2PRFIN20050915_212701_000000352040_00444_18534_6800.N1	15-SEP-2005 21:27:01	Bright	34.500	92	53Eps Cyg	2.5000	4500.0	69	18534	No
199	GOM_NL__2PRFIN20050915_212908_000000382040_00444_18534_6801.N1	15-SEP-2005 21:29:08	Bright	37.500	66	37Gam Cyg	2.2080	5900.0	75	18534	No
200	GOM_NL__2PRFIN20050915_213428_00000012040_00444_18534_6802.N1	15-SEP-2005 21:34:28	Dark	1.0000	89	5Alp Cep	2.4510	8000.0	2	18534	Yes
201	GOM_NL__2PRFIN20050915_214305_000000362040_00444_18534_6803.N1	15-SEP-2005 21:43:05	Bright	36.000	60	7Bet UMi	2.0810	3950.0	72	18534	No
202	GOM_NL__2PRFIN20050915_214928_000000522040_00444_18534_6804.N1	15-SEP-2005 21:49:28	Bright	52.000	36	50Alp UMa	1.8000	6300.0	104	18534	No
203	GOM_NL__2PRFIN20050915_215055_000000352040_00444_18534_6805.N1	15-SEP-2005 21:50:55	Bright	35.000	82	48Bet UMa	2.3650	10600.	70	18534	No
204	GOM_NL__2PRFIN20050915_215400_000000342040_00444_18534_6806.N1	15-SEP-2005 21:54:00	Bright	33.500	174	52Psi UMa	3.0040	4400.0	67	18534	No
205	GOM_NL__2PRFIN20050915_221940_000000452040_00444_18534_6807.N1	15-SEP-2005 22:19:40	Dark	44.500	65	Lam Vel	2.2040	4400.0	89	18534	No
206	GOM_NL__2PRFIN20050915_222257_000000372040_00444_18534_6808.N1	15-SEP-2005 22:22:57	Dark	37.000	46	Del Vel	1.9540	10600.	74	18534	No
207	GOM_NL__2PRFIN20050915_222429_000000472040_00444_18534_6809.N1	15-SEP-2005 22:24:29	Dark	47.000	41	Eps Car	1.8600	4100.0	94	18534	No
208	GOM_NL__2PRFIN20050915_223504_000000382040_00445_18535_6793.N1	15-SEP-2005 22:35:04	Dark	37.500	135	Bet Hyi	2.8200	5800.0	75	18535	No
209	GOM_NL__2PRFIN20050915_224037_000000392040_00445_18535_6794.N1	15-SEP-2005 22:40:37	Straylight	38.500	148	Alp Tuc	2.8780	4100.0	77	18535	No
210	GOM_NL__2PRFIN20050915_224421_000000392040_00445_18535_6795.N1	15-SEP-2005 22:44:21	Straylight	38.500	31	Alp Gru	1.7340	15200.	77	18535	No
211	GOM_NL__2PRFIN20050915_224708_000000382040_00445_18535_6796.N1	15-SEP-2005 22:47:08	Straylight	38.000	172	Gam Gru	3.0030	13100.	76	18535	No
212	GOM_NL__2PRFIN20050915_225305_000000392040_00445_18535_6797.N1	15-SEP-2005 22:53:05	Twl_and_stray	38.500	142	49Del Cap	2.8500	8900.0	77	18535	No
213	GOM_NL__2PRFIN20050915_225718_000000372040_00445_18535_6798.N1	15-SEP-2005 22:57:18	Bright	37.000	162	34Alp Aqr	2.9440	5350.0	74	18535	No
214	GOM_NL__2PRFIN20050915_230018_000000372040_00445_18535_6799.N1	15-SEP-2005 23:00:18	Bright	36.500	61	8Eps Peg	2.1000	3900.0	73	18535	No
215	GOM_NL__2PRFIN20050915_230737_000000352040_00445_18535_6800.N1	15-SEP-2005 23:07:37	Bright	35.000	92	53Eps Cyg	2.5000	4500.0	70	18535	No
216	GOM_NL__2PRFIN20050915_230944_000000352040_00445_18535_6801.N1	15-SEP-2005 23:09:44	Bright	35.000	66	37Gam Cyg	2.2080	5900.0	70	18535	No
217	GOM_NL__2PRFIN20050915_231504_00000012040_00445_18535_6802.N1	15-SEP-2005 23:15:04	Dark	1.0000	89	5Alp Cep	2.4510	8000.0	2	18535	Yes
218	GOM_NL__2PRFIN20050915_232341_000000372040_00445_18535_6803.N1	15-SEP-2005 23:23:41	Bright	37.000	60	7Bet UMi	2.0810	3950.0	74	18535	No
219	GOM_NL__2PRFIN20050915_233004_000000352040_00445_18535_6804.N1	15-SEP-2005 23:30:04	Bright	35.000	36	50Alp UMa	1.8000	6300.0	70	18535	No

220	GOM_NL__2PRFIN20050915_233131_000000342040_00445_18535_6805.N1	15-SEP-2005 23:31:31	Bright	34.000	82	48Bet UMa	2.3650	10600.	68	18535	No
221	GOM_NL__2PRFIN20050915_233436_000000342040_00445_18535_6806.N1	15-SEP-2005 23:34:36	Bright	34.000	174	52Psi UMa	3.0040	4400.0	68	18535	No

3. Quality information per product


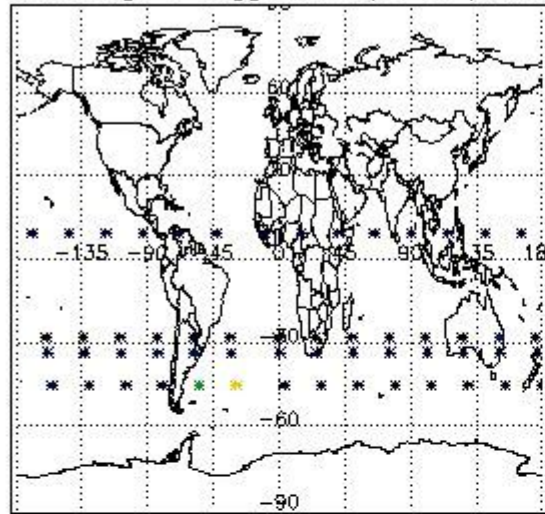
In this section it is plotted some information contained in the Quality Summary data set of the level 2 products. Only products in dark limb conditions and without errors (error flag in the MPH set to "0") are used.

3.1 Plot quality information per product (time dependant)

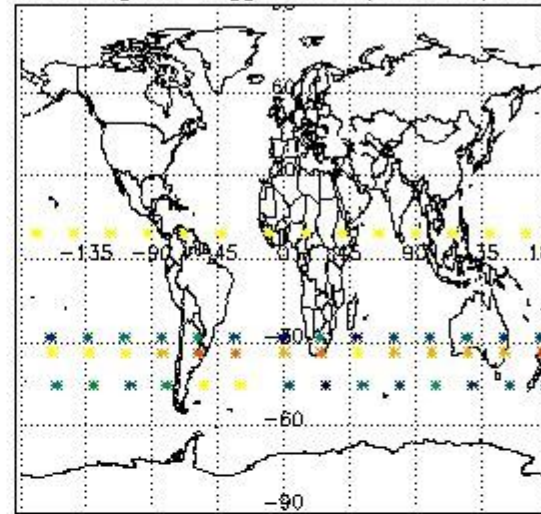


3.2 Plot quality information per product (world map)

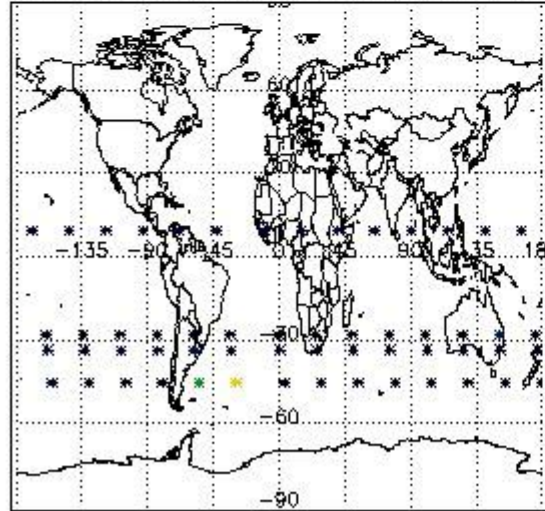
Percentage of flagged data per O3 profile



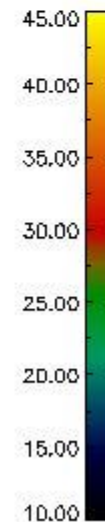
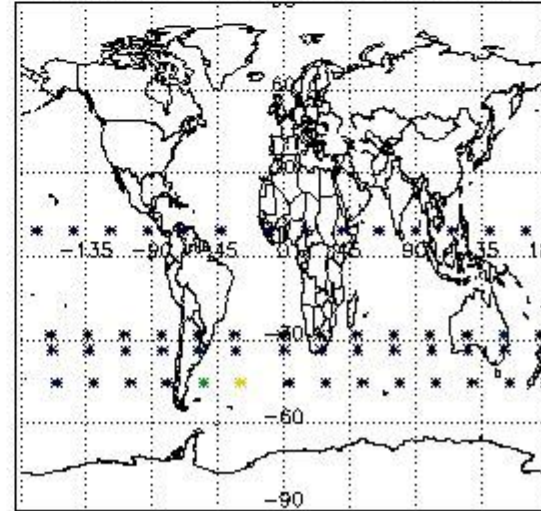
Percentage of flagged data per H2O profile



Percentage of flagged data per NO2 profile



Percentage of flagged data per NO3 profile

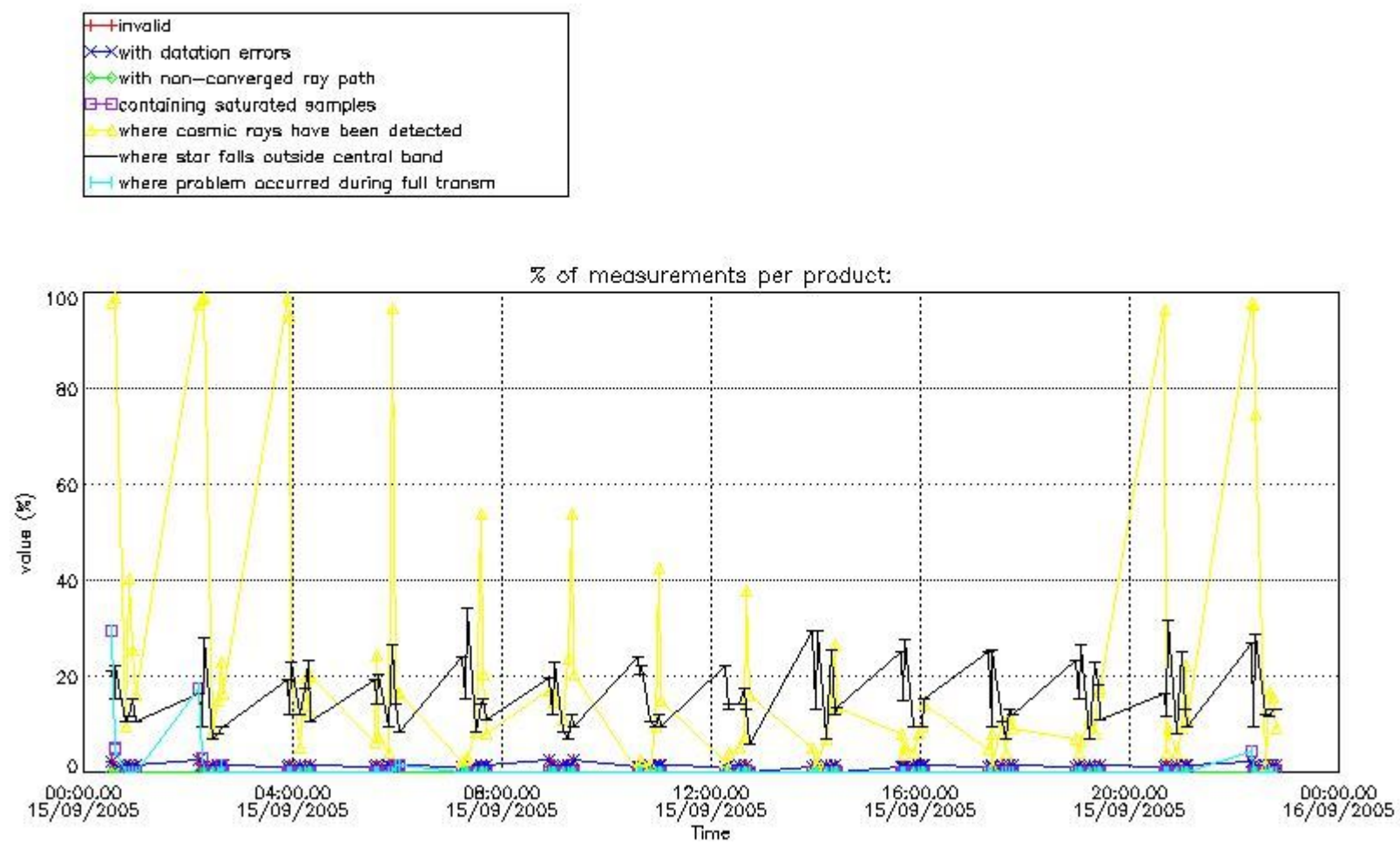


4. Level 1 quality information per product

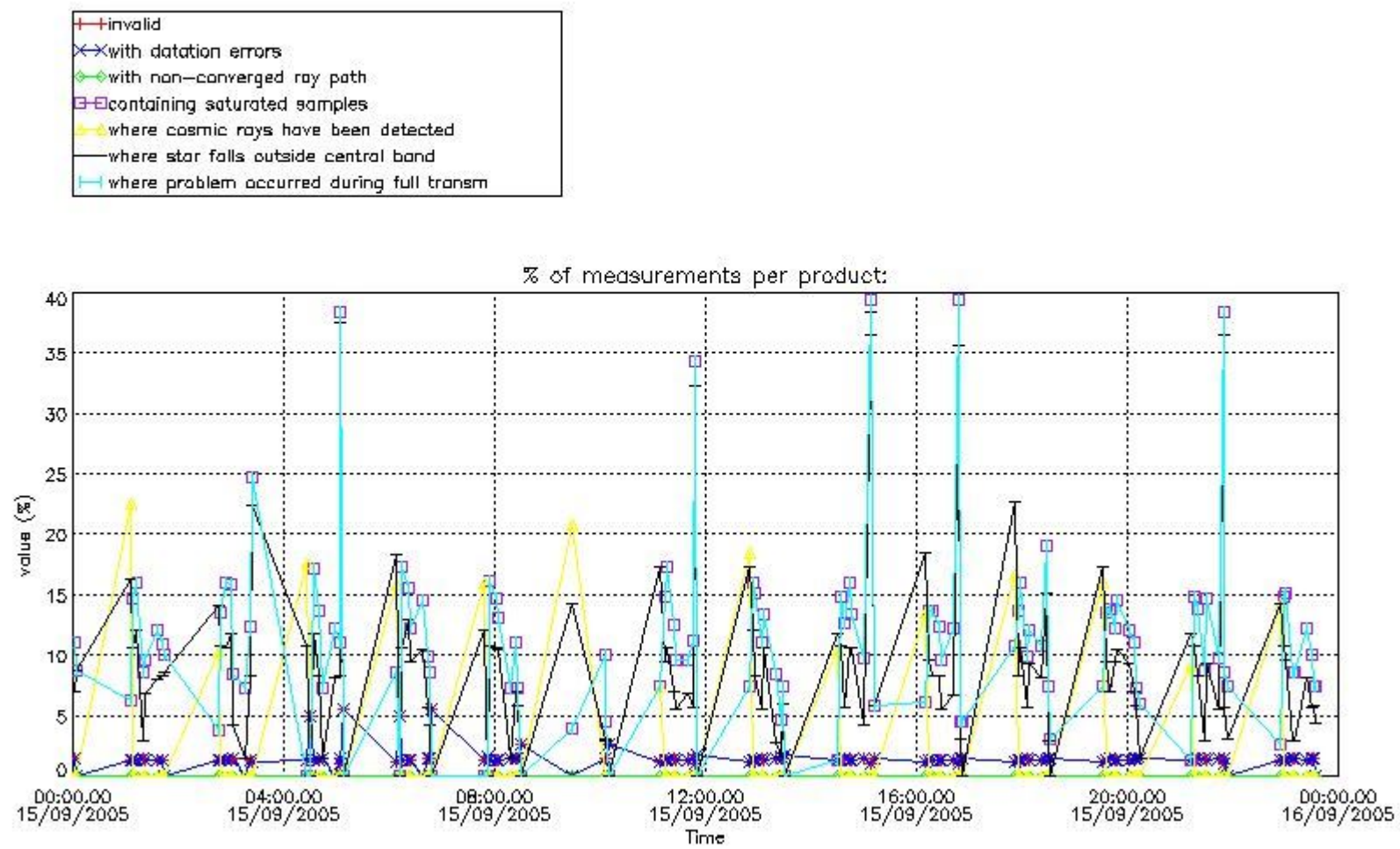
In this section it is plotted some information contained in the Quality Summary data set of the level 2 products that comes from the level 1b processing. Products without errors (error flag in the MPH set to "0") are used.

4.1 Plot quality information per product (time dependant) coming from level 1b processing

4.1.1 Plot level 1 quality information per product (time dependant): ENVISAT ASCENDING passes



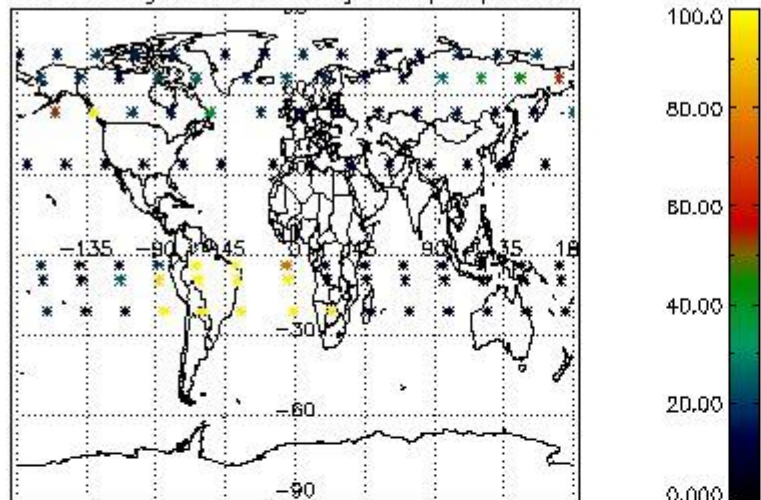
4.1.2 Plot level 1 quality information per product (time dependant): ENVI SAT DESCENDING passes



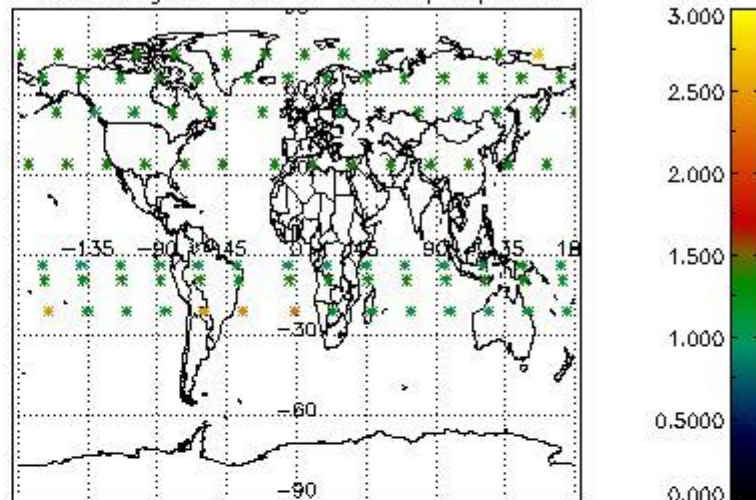
4.2 Plot quality information per product coming from level 1b processing (world map)

4.2.1 Plot level 1 quality information per product (world map): ENVISAT ASCENDING passes

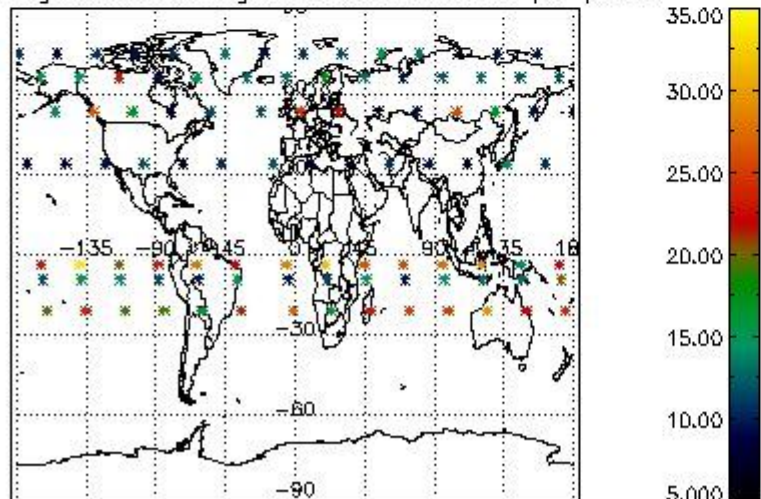
Percentage of cosmic ray hits per profile



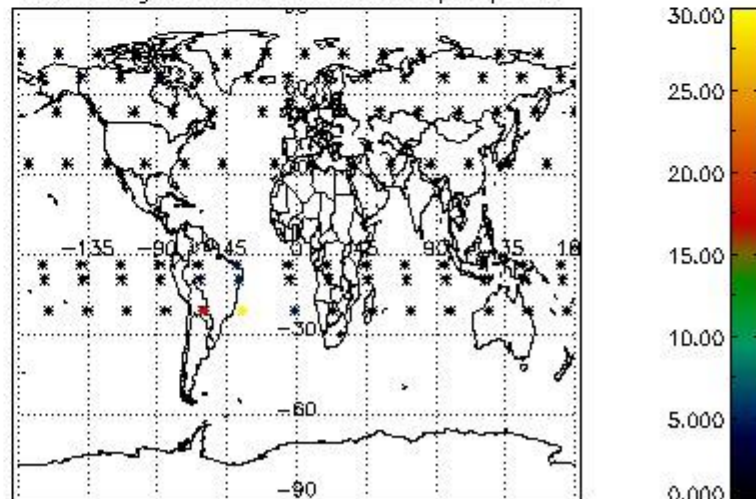
Percentage of datation errors per profile



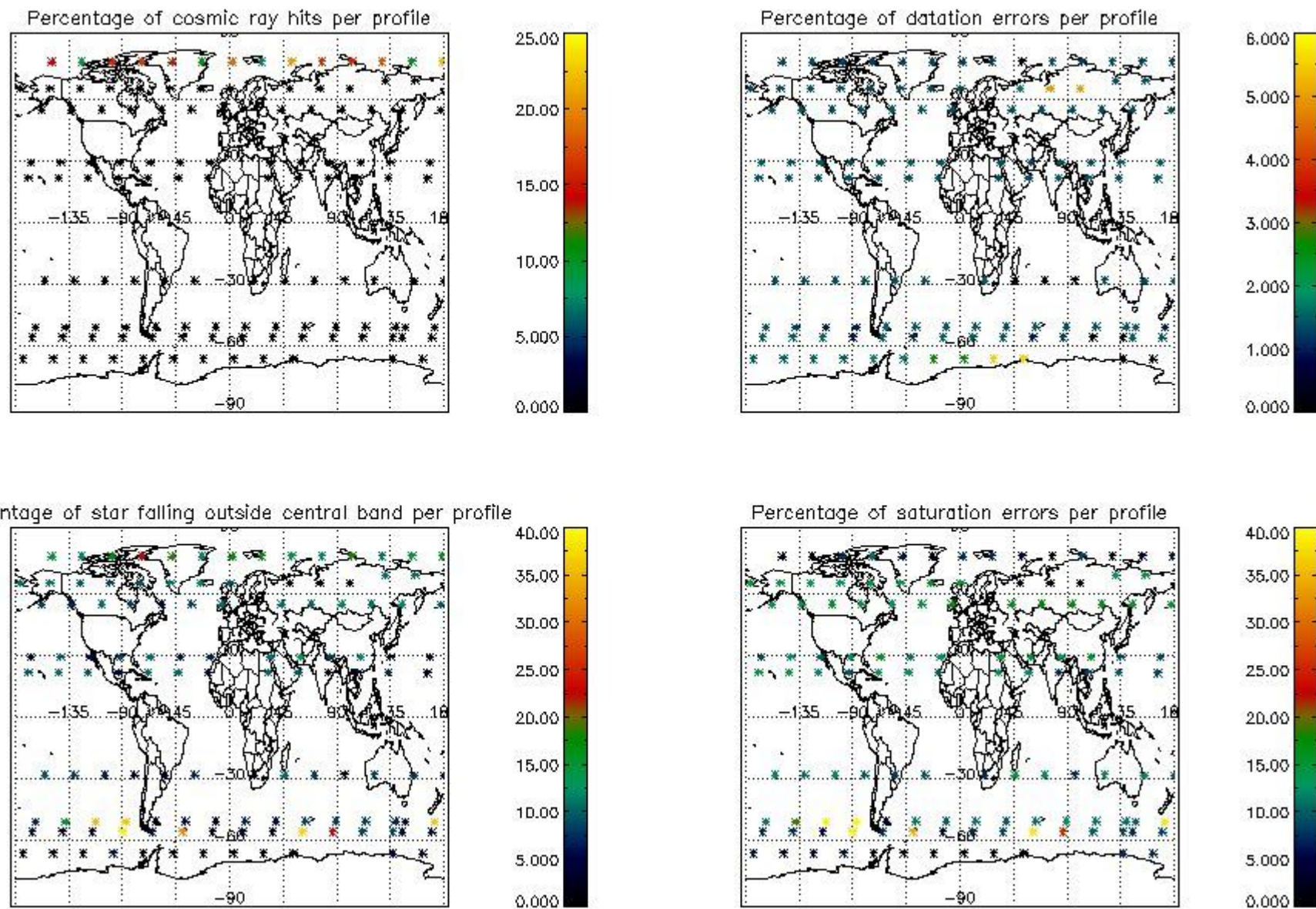
Percentage of star falling outside central band per profile



Percentage of saturation errors per profile



4.2.2 Plot level 1 quality information per product (world map): ENVISAT DESCENDING passes



5. Trace gas profiles

5.1 Ozone statistics based on quality of products

The final quality of the products can be "measured" using the STD (Standard Deviation) attached to every point profile. This information is written to the parameter GOM_NL__2P/NL_LOCAL_SPECIES_DENSITY/o3_std of the level 2 products. The table below shows the statistics for given STD ranges.

The statistics are given with respect to the overall valid production:

- Products without fatal errors: GOM_NL__2P/MPH/PRODUCT_ERR=0
- Valid point profile: GOM_NL__2P/NL_LOCAL_SPECIES_DENSITY/pcd(0)=0

The 'Criteria' is applied to valid points of dark limb products:

- Products in dark limb illumination condition: GOM_NL__2P/NL_SUMMARY_QUALITY/obs_ill_cond=0
- Products without fatal errors: GOM_NL__2P/MPH/PRODUCT_ERR=0
- Valid point profile: GOM_NL__2P/NL_LOCAL_SPECIES_DENSITY/pcd(0)=0

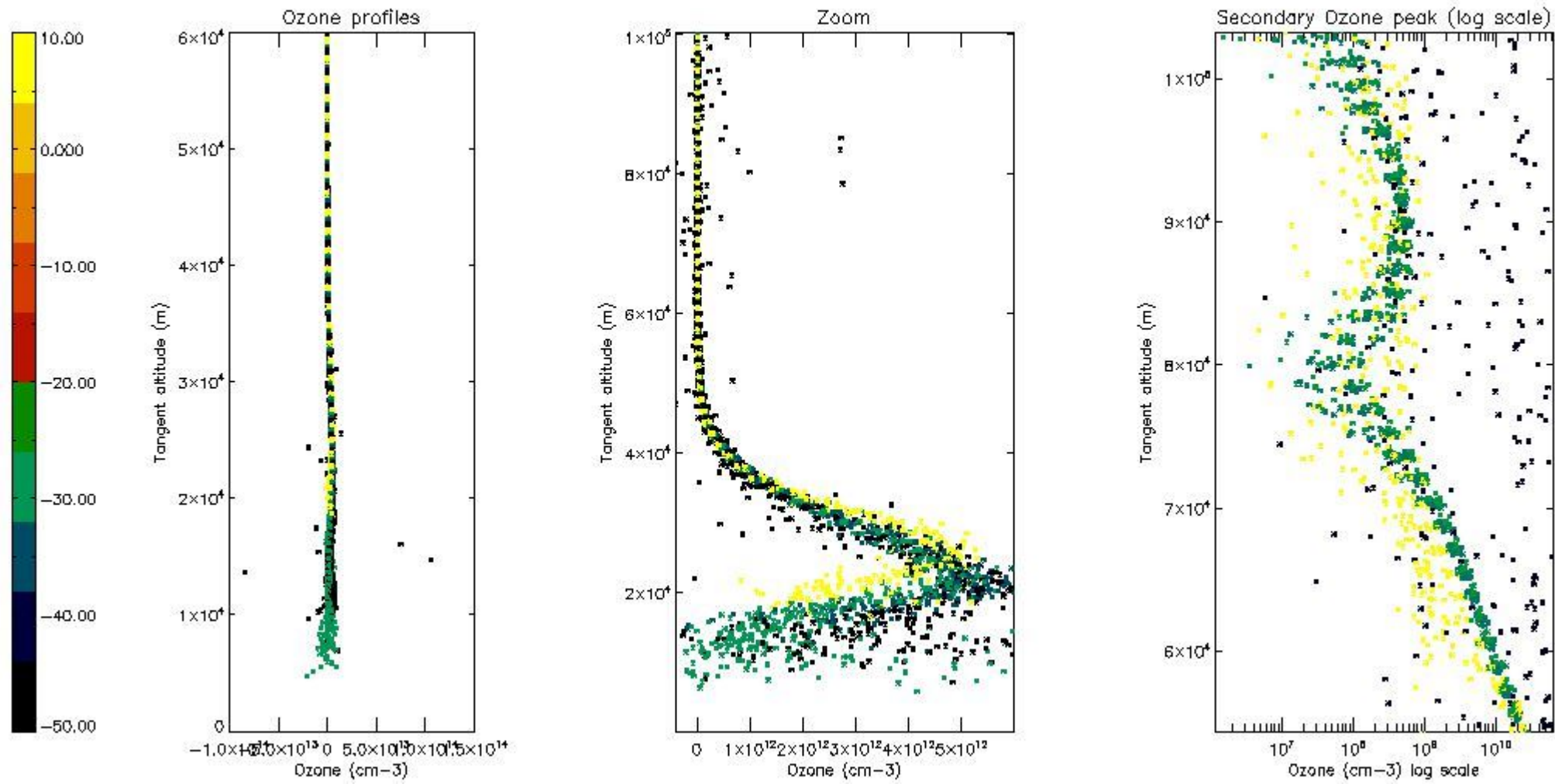
So, the table below shows the percentage of dark limb and valid observations for each criteria with respect to the overall valid daily observations.

Criteria	% of total production
All STD	28
STD < 20	13

STD < 10	9
STD < 5	3

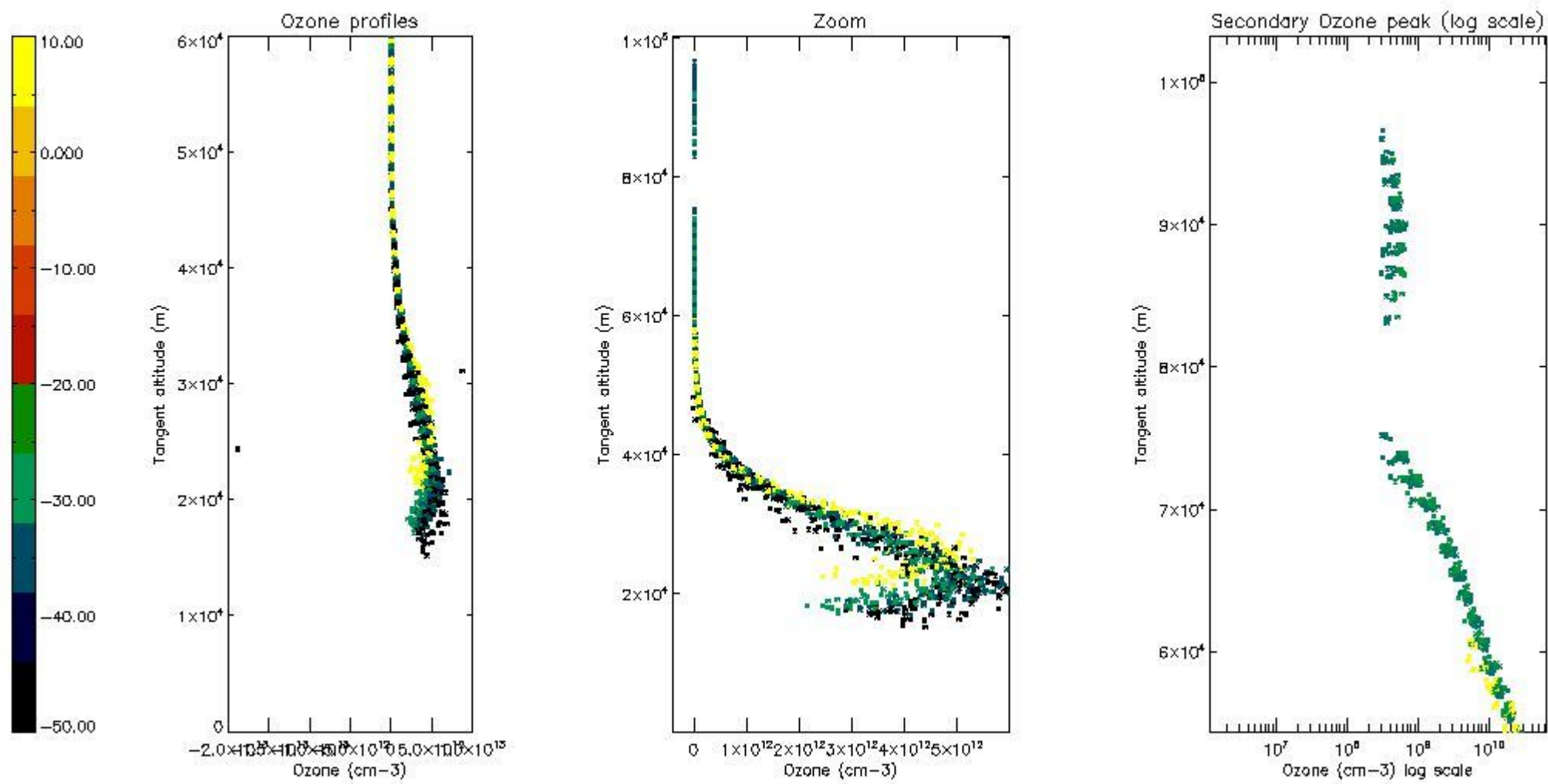
5.2 Plot ozone profiles for all STD (dark without errors)

The colorbar represents the latitude.



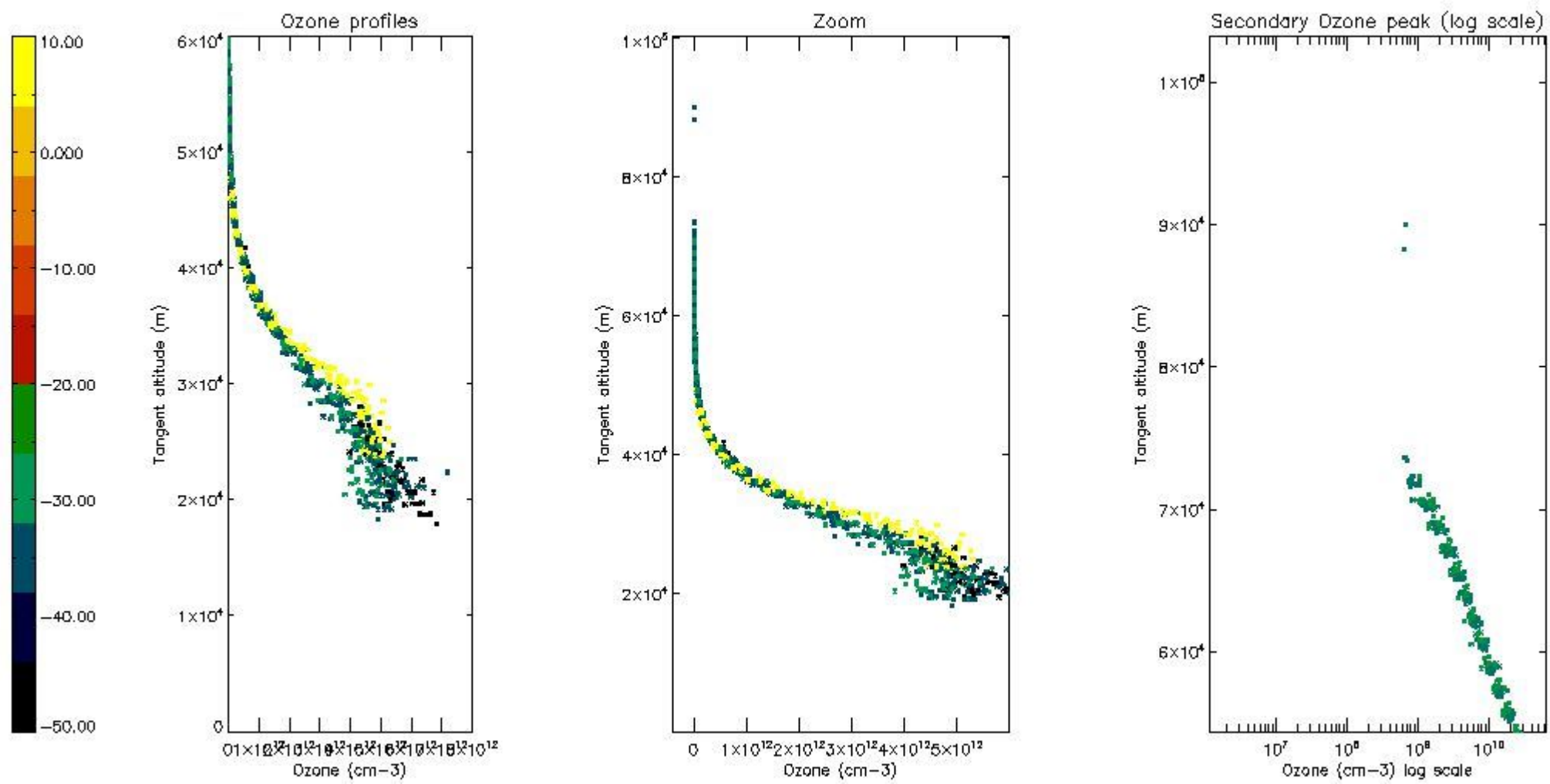
5.3 Plot ozone profiles where STD < 20% (dark without errors)

The colorbar represents the latitude.



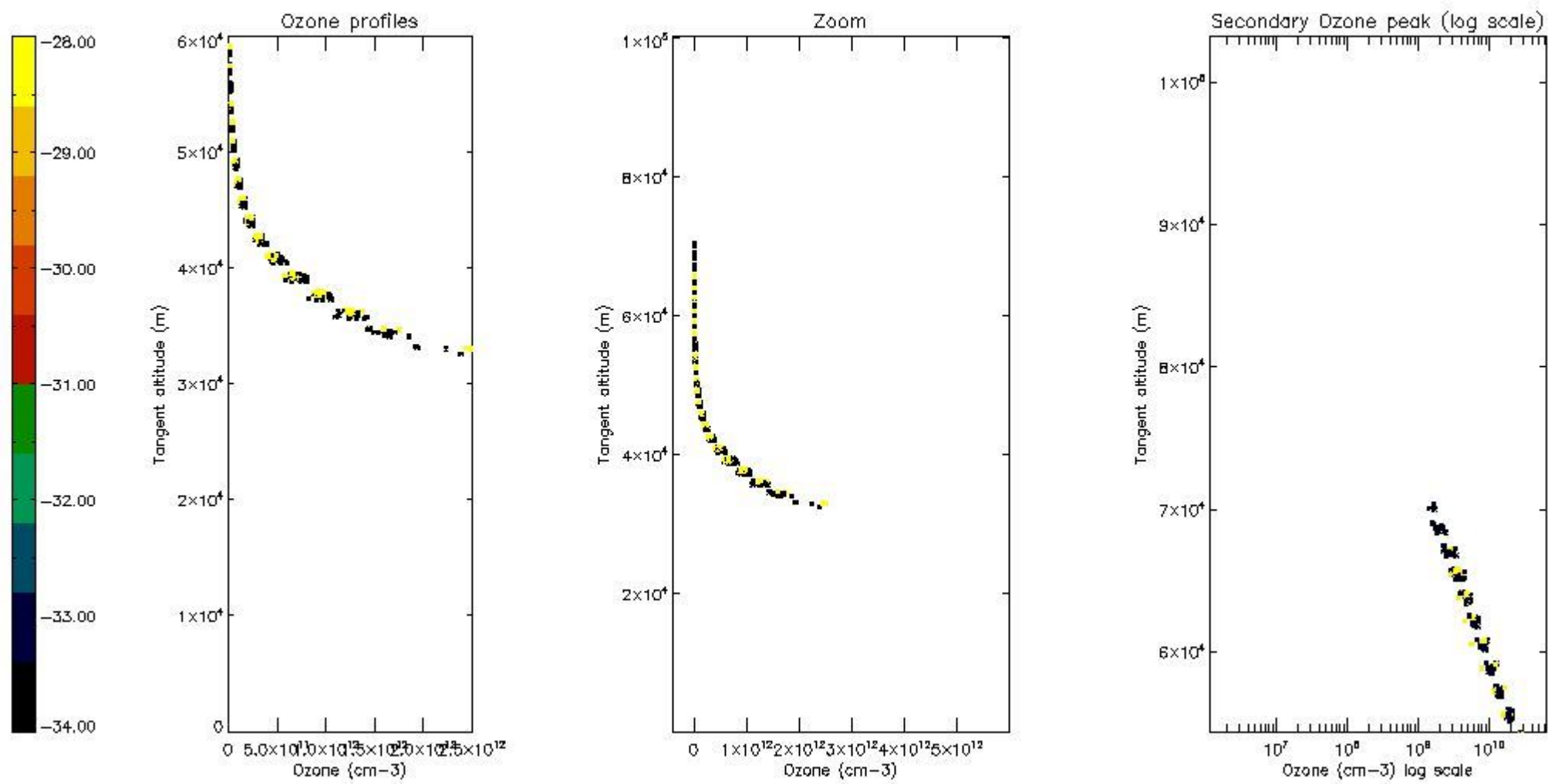
5.4 Plot ozone profiles where STD < 10% (dark without errors)

The colorbar represents the latitude.



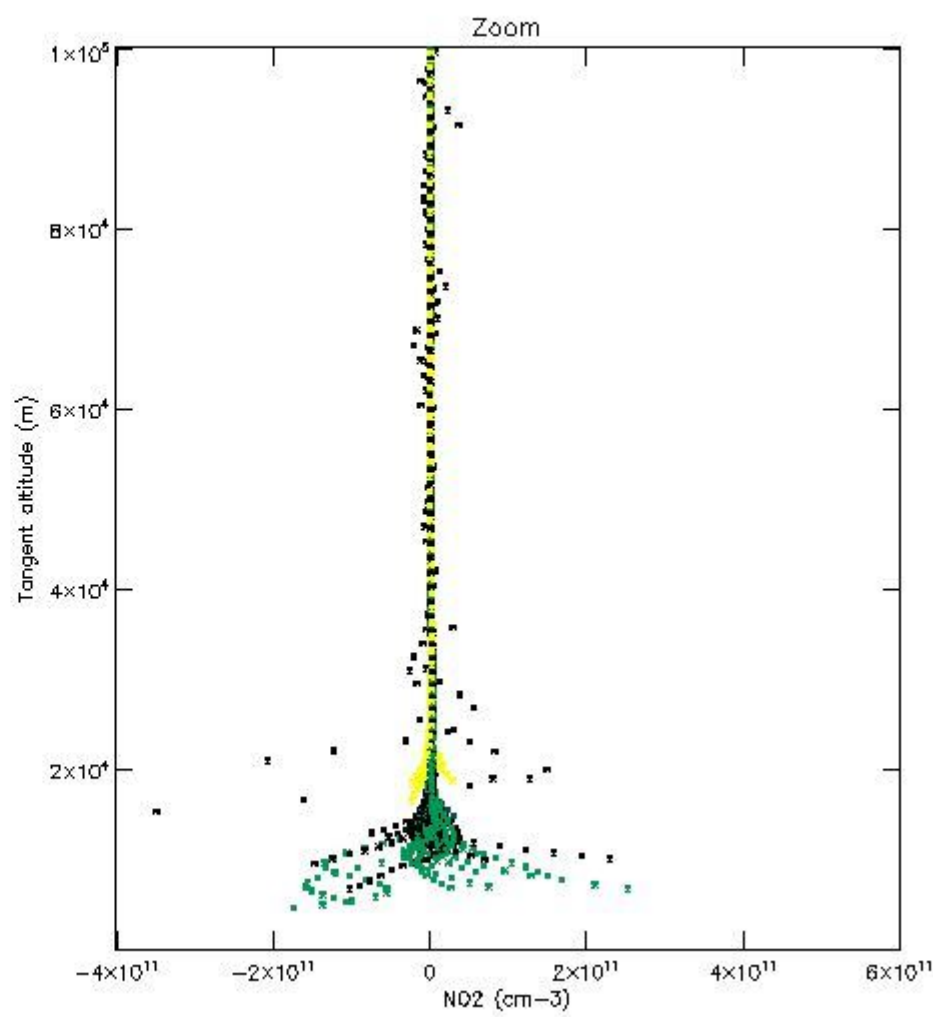
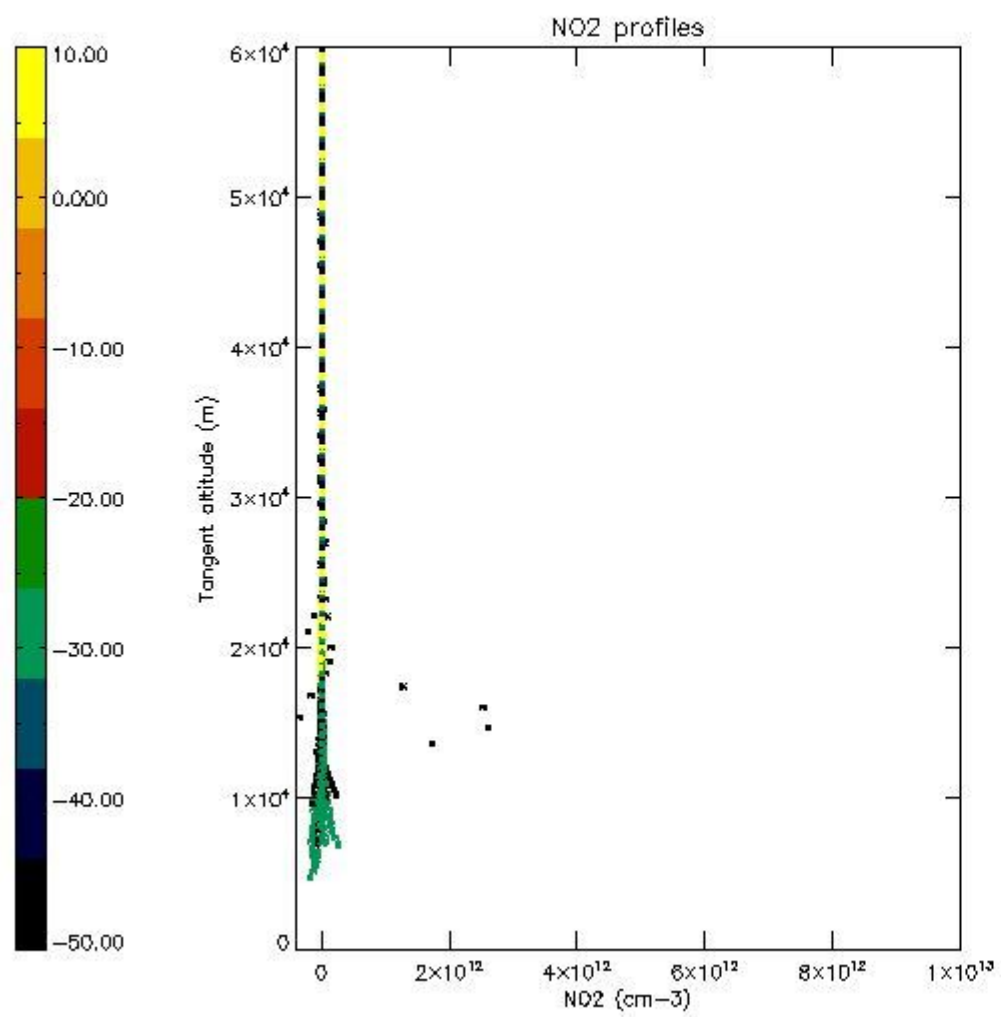
5.5 Plot ozone profiles where STD < 5% (dark without errors)

The colorbar represents the latitude.



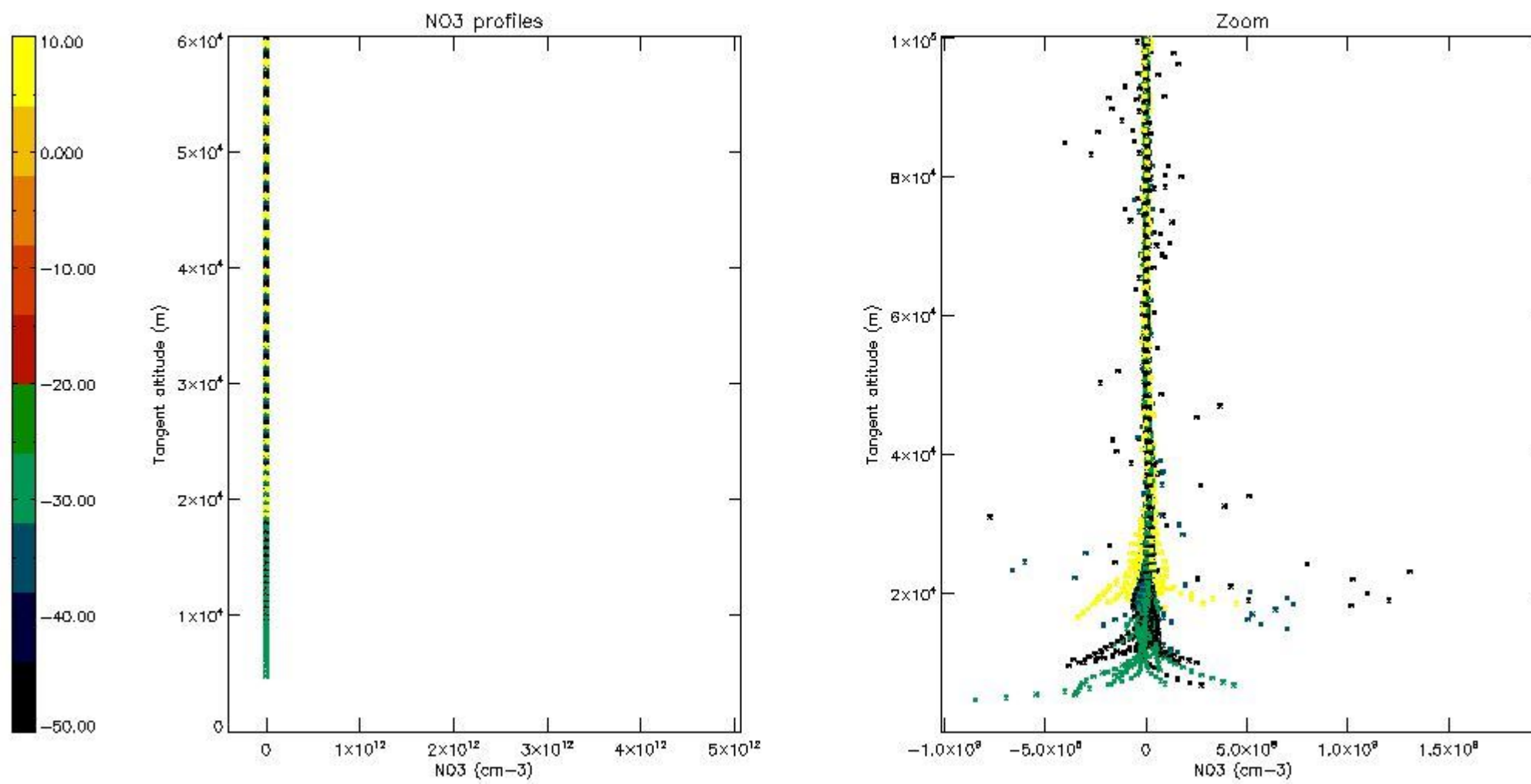
5.6 Plot NO₂ profiles for all STD (dark without errors)

The colorbar represents the latitude.



5.7 Plot NO3 profiles for all STD (dark without errors)

The colorbar represents the latitude.



6. Auxiliary Data Files used for the production reported in section 2

The number reported in the third column indicates since which file (see list in section 2) the corresponding auxiliary file has been used. The fourth column is the date of those product files.

Type	Auxiliary Filename	Used since product	Used since product date
INST_PHYS_CHARACTERISTICS	GOM_INS_AXVIEC20091111_143220_20030716_120000_20500101_000000	1	15-SEP-2005 00:01:38
LEVEL-2_PROC_CONFIG	GOM_PR2_AXVIEC20091111_152718_20020301_000000_20500101_000000	1	15-SEP-2005 00:01:38
CROSS_SECTIONS_FILE	GOM_CRS_AXVIEC20091111_154832_20020301_000000_20500101_000000	1	15-SEP-2005 00:01:38

GOMOS Level 2 Daily Report

SUMMARY

[1. General Info](#)

[2. Summary of processed GOM_NL_2P products](#)

[3. Level 2 Quality information per product](#)

[3.1 Plot of level 2 quality information per product \(time dependant\)](#)

[3.2 Plot of level 2 quality information per product \(world map\)](#)

[4. Level 1 Quality information per product \(stored on level 2 products\)](#)

[4.1 Plot of level 1 quality information per product \(time dependant\)](#)

[4.1.1 Plot of level 1 quality information per product \(time dependant\): ASCENDING](#)

[4.1.2 Plot of level 1 quality information per product \(time dependant\): DESCENDING](#)

[4.2 Plot of level 1 quality information per product \(world map\)](#)

[4.2.1 Plot of level 1 quality information per product \(world map\): ASCENDING](#)

[4.2.2 Plot of level 1 quality information per product \(world map\): DESCENDING](#)

[5. Ozone profiles based on quality statistics and other trace gas profiles](#)

[5.1 Ozone statistics based on quality of products](#)

[5.2 Plot ozone profiles for all STD \(dark without errors\)](#)

[5.3 Plot ozone profiles where STD < 20% \(dark without errors\)](#)

[5.4. Plot ozone profiles where STD < 10% \(dark without errors\)](#)

[5.5. Plot ozone profiles where STD < 5% \(dark without errors\)](#)

[5.6 Plot NO2 profiles for all STD \(dark without errors\)](#)

[5.7 Plot NO3 profiles for all STD \(dark without errors\)](#)

[5.8 Plot H2O profiles \(only for occultations of stars 1,2,3,4,13,14,16,26,63 dark without errors\) for all STD](#)

[6. Auxiliary Data Files used for the production reported in section 2](#)

This report presents the daily analysis on parameters extracted from GOMOS level 2 data (GOM_NL__2P). It is intended to monitor some important parameters that will impact the quality of these products. A list of level 2 products (and content) that have arrived during the reporting day to the PCF is also given.

Item	Value
Time of report generation	18APR2013 10:57:38
Data source version	GOMOS/6.01
Start time of products	15-09-2005 (15SEP2005 00:00:00)
Stop time of products	16-09-2005 (16SEP2005 00:00:00)
Store outputs in DB	Yes
Nb of level 2 prods	221
Nb of prods with errors	2

2. Summary of processed GOM_NL__2P products.

Nr	Filename	UTC Start time	Limb	Duration	Star Id	Star Name	Star Mag	Star Temp	Nb Meas	Orbit	Prod. error
1	GOM_NL__2PRFIN20050915_000138_000000362040_00431_18521_6776.N1	15-SEP-2005 00:01:38	Bright	36.000	36	50Alp UMa	1.8000	6300.0	72	18521	No
2	GOM_NL__2PRFIN20050915_000304_000000352040_00431_18521_6777.N1	15-SEP-2005 00:03:04	Bright	34.500	82	48Bet UMa	2.3650	10600.	69	18521	No
3	GOM_NL__2PRFIN20050915_003150_000000432040_00431_18521_6778.N1	15-SEP-2005 00:31:50	Dark	42.500	65	Lam Vel	2.2040	4400.0	85	18521	No
4	GOM_NL__2PRFIN20050915_003507_000000402040_00431_18521_6779.N1	15-SEP-2005 00:35:07	Dark	39.500	46	Del Vel	1.9540	10600.	79	18521	No
5	GOM_NL__2PRFIN20050915_003638_000000432040_00431_18521_6780.N1	15-SEP-2005 00:36:38	Dark	43.000	41	Eps Car	1.8600	4100.0	86	18521	No
6	GOM_NL__2PRFIN20050915_004715_000000382040_00432_18522_6773.N1	15-SEP-2005 00:47:15	Dark	37.500	135	Bet Hyi	2.8200	5800.0	75	18522	No
7	GOM_NL__2PRFIN20050915_005248_000000392040_00432_18522_6774.N1	15-SEP-2005 00:52:48	Straylight	38.500	148	Alp Tuc	2.8780	4100.0	77	18522	No
8	GOM_NL__2PRFIN20050915_005631_000000402040_00432_18522_6775.N1	15-SEP-2005 00:56:31	Straylight	39.500	31	Alp Gru	1.7340	15200.	79	18522	No
9	GOM_NL__2PRFIN20050915_005918_000000382040_00432_18522_6776.N1	15-SEP-2005 00:59:18	Straylight	37.500	172	Gam Gru	3.0030	13100.	75	18522	No
10	GOM_NL__2PRFIN20050915_010515_000000402040_00432_18522_6777.N1	15-SEP-2005 01:05:15	Tw_i_and_stray	40.000	142	49Del Cap	2.8500	8900.0	80	18522	No
11	GOM_NL__2PRFIN20050915_010820_000000382040_00432_18522_6778.N1	15-SEP-2005 01:08:20	Bright	37.500	154	22Bet Aqr	2.8990	5700.0	75	18522	No
12	GOM_NL__2PRFIN20050915_011229_000000382040_00432_18522_6779.N1	15-SEP-2005 01:12:29	Bright	37.500	61	8Eps Peg	2.1000	3900.0	75	18522	No
13	GOM_NL__2PRFIN20050915_011946_000000352040_00432_18522_6780.N1	15-SEP-2005 01:19:46	Bright	35.000	92	53Eps Cyg	2.5000	4500.0	70	18522	No
14	GOM_NL__2PRFIN20050915_012152_000000372040_00432_18522_6781.N1	15-SEP-2005 01:21:52	Bright	36.500	66	37Gam Cyg	2.2080	5900.0	73	18522	No
15	GOM_NL__2PRFIN20050915_013549_000000382040_00432_18522_6782.N1	15-SEP-2005 01:35:49	Bright	37.500	60	7Bet UMi	2.0810	3950.0	75	18522	No
16	GOM_NL__2PRFIN20050915_014214_000000372040_00432_18522_6783.N1	15-SEP-2005 01:42:14	Bright	36.500	36	50Alp UMa	1.8000	6300.0	73	18522	No
17	GOM_NL__2PRFIN20050915_014340_000000352040_00432_18522_6784.N1	15-SEP-2005 01:43:40	Bright	35.000	82	48Bet UMa	2.3650	10600.	70	18522	No
18	GOM_NL__2PRFIN20050915_021226_000000402040_00432_18522_6785.N1	15-SEP-2005 02:12:26	Dark	40.000	65	Lam Vel	2.2040	4400.0	80	18522	No
19	GOM_NL__2PRFIN20050915_021543_000000372040_00432_18522_6786.N1	15-SEP-2005 02:15:43	Dark	36.500	46	Del Vel	1.9540	10600.	73	18522	No
20	GOM_NL__2PRFIN20050915_021715_000000472040_00432_18522_6787.N1	15-SEP-2005 02:17:15	Dark	46.500	41	Eps Car	1.8600	4100.0	93	18522	No
21	GOM_NL__2PRFIN20050915_022751_000000372040_00433_18523_6773.N1	15-SEP-2005 02:27:51	Dark	36.500	135	Bet Hyi	2.8200	5800.0	73	18523	No
22	GOM_NL__2PRFIN20050915_023324_000000372040_00433_18523_6774.N1	15-SEP-2005 02:33:24	Straylight	37.000	148	Alp Tuc	2.8780	4100.0	74	18523	No
23	GOM_NL__2PRFIN20050915_023707_000000372040_00433_18523_6775.N1	15-SEP-2005 02:37:07	Straylight	37.000	31	Alp Gru	1.7340	15200.	74	18523	No
24	GOM_NL__2PRFIN20050915_023954_000000372040_00433_18523_6776.N1	15-SEP-2005 02:39:54	Straylight	37.000	172	Gam Gru	3.0030	13100.	74	18523	No
25	GOM_NL__2PRFIN20050915_024551_000000392040_00433_18523_6777.N1	15-SEP-2005 02:45:51	Tw_i_and_stray	39.000	142	49Del Cap	2.8500	8900.0	78	18523	No
26	GOM_NL__2PRFIN20050915_024856_000000372040_00433_18523_6778.N1	15-SEP-2005 02:48:56	Bright	37.000	154	22Bet Aqr	2.8990	5700.0	74	18523	No
27	GOM_NL__2PRFIN20050915_025305_000000382040_00433_18523_6779.N1	15-SEP-2005 02:53:05	Bright	37.500	61	8Eps Peg	2.1000	3900.0	75	18523	No
28	GOM_NL__2PRFIN20050915_030022_000000382040_00433_18523_6780.N1	15-SEP-2005 03:00:22	Bright	38.000	92	53Eps Cyg	2.5000	4500.0	76	18523	No
29	GOM_NL__2PRFIN20050915_030228_000000362040_00433_18523_6781.N1	15-SEP-2005 03:02:28	Bright	35.500	66	37Gam Cyg	2.2080	5900.0	71	18523	No
30	GOM_NL__2PRFIN20050915_031626_000000352040_00433_18523_6782.N1	15-SEP-2005 03:16:26	Bright	34.500	60	7Bet UMi	2.0810	3950.0	69	18523	No
31	GOM_NL__2PRFIN20050915_032250_000000372040_00433_18523_6783.N1	15-SEP-2005 03:22:50	Bright	36.500	36	50Alp UMa	1.8000	6300.0	73	18523	No
32	GOM_NL__2PRFIN20050915_032416_000000432040_00433_18523_6784.N1	15-SEP-2005 03:24:16	Bright	42.500	82	48Bet UMa	2.3650	10600.	85	18523	No
33	GOM_NL__2PRFIN20050915_035303_000000422040_00433_18523_6785.N1	15-SEP-2005 03:53:03	Dark	41.500	65	Lam Vel	2.2040	4400.0	83	18523	No
34	GOM_NL__2PRFIN20050915_035620_000000382040_00433_18523_6786.N1	15-SEP-2005 03:56:20	Dark	38.000	46	Del Vel	1.9540	10600.	76	18523	No
35	GOM_NL__2PRFIN20050915_035751_000000442040_00433_18523_6787.N1	15-SEP-2005 03:57:51	Dark	43.500	41	Eps Car	1.8600	4100.0	87	18523	No
36	GOM_NL__2PRFIN20050915_040827_000000382040_00434_18524_6773.N1	15-SEP-2005 04:08:27	Dark	38.000	135	Bet Hyi	2.8200	5800.0	76	18524	No
37	GOM_NL__2PRFIN20050915_041400_000000412040_00434_18524_6774.N1	15-SEP-2005 04:14:00	Straylight	40.500	148	Alp Tuc	2.8780	4100.0	81	18524	No
38	GOM_NL__2PRFIN20050915_041744_000000432040_00434_18524_6775.N1	15-SEP-2005 04:17:44	Straylight	43.000	31	Alp Gru	1.7340	15200.	86	18524	No
39	GOM_NL__2PRFIN20050915_042031_000000382040_00434_18524_6776.N1	15-SEP-2005 04:20:31	Straylight	37.500	172	Gam Gru	3.0030	13100.	75	18524	No
40	GOM_NL__2PRFIN20050915_042627_000000372040_00434_18524_6777.N1	15-SEP-2005 04:26:27	Tw_i_and_stray	37.000	142	49Del Cap	2.8500	8900.0	74	18524	No
41	GOM_NL__2PRFIN20050915_043042_000000102040_00434_18524_6778.N1	15-SEP-2005 04:30:42	Tw_i_and_stray	10.000	162	34Alp Aqr	2.9440	5350.0	20	18524	No
42	GOM_NL__2PRFIN20050915_043341_000000382040_00434_18524_6779.N1	15-SEP-2005 04:33:41	Bright	38.000	61	8Eps Peg	2.1000	3900.0	76	18524	No

43	GOM_NL__2PRFIN20050915_044058_000000372040_00434_18524_6780.N1	15-SEP-2005 04:40:58	Bright	36.500	92	53Eps Cyg	2.5000	4500.0	73	18524	No
44	GOM_NL__2PRFIN20050915_044305_000000352040_00434_18524_6781.N1	15-SEP-2005 04:43:05	Bright	34.500	66	37Gam Cyg	2.2080	5900.0	69	18524	No
45	GOM_NL__2PRFIN20050915_045702_000000372040_00434_18524_6782.N1	15-SEP-2005 04:57:02	Bright	37.000	60	7Bet UMi	2.0810	3950.0	74	18524	No
46	GOM_NL__2PRFIN20050915_050327_000000362040_00434_18524_6783.N1	15-SEP-2005 05:03:27	Bright	36.000	36	50Alp UMa	1.8000	6300.0	72	18524	No
47	GOM_NL__2PRFIN20050915_050453_000000522040_00434_18524_6784.N1	15-SEP-2005 05:04:53	Bright	52.000	82	48Bet UMa	2.3650	10600.	104	18524	No
48	GOM_NL__2PRFIN20050915_050758_000000092040_00434_18524_6785.N1	15-SEP-2005 05:07:58	Straylight	9.0000	174	52Psi UMa	3.0040	4400.0	18	18524	No
49	GOM_NL__2PRFIN20050915_053339_000000422040_00434_18524_6786.N1	15-SEP-2005 05:33:39	Dark	41.500	65	Lam Vel	2.2040	4400.0	83	18524	No
50	GOM_NL__2PRFIN20050915_053656_000000392040_00434_18524_6787.N1	15-SEP-2005 05:36:56	Dark	39.000	46	Del Vel	1.9540	10600.	78	18524	No
51	GOM_NL__2PRFIN20050915_053827_000000422040_00434_18524_6788.N1	15-SEP-2005 05:38:27	Dark	42.000	41	Eps Car	1.8600	4100.0	84	18524	No
52	GOM_NL__2PRFIN20050915_054903_000000372040_00435_18525_6773.N1	15-SEP-2005 05:49:03	Dark	37.000	135	Bet Hyi	2.8200	5800.0	74	18525	No
53	GOM_NL__2PRFIN20050915_055436_000000462040_00435_18525_6774.N1	15-SEP-2005 05:54:36	Straylight	45.500	148	Alp Tuc	2.8780	4100.0	91	18525	No
54	GOM_NL__2PRFIN20050915_055820_000000392040_00435_18525_6775.N1	15-SEP-2005 05:58:20	Straylight	38.500	31	Alp Gru	1.7340	15200.	77	18525	No
55	GOM_NL__2PRFIN20050915_060107_000000372040_00435_18525_6776.N1	15-SEP-2005 06:01:07	Straylight	36.500	172	Gam Gru	3.0030	13100.	73	18525	No
56	GOM_NL__2PRFIN20050915_060703_000000412040_00435_18525_6777.N1	15-SEP-2005 06:07:03	Tw_i_and_stray	41.000	142	49Del Cap	2.8500	8900.0	82	18525	No
57	GOM_NL__2PRFIN20050915_061118_000000102040_00435_18525_6778.N1	15-SEP-2005 06:11:18	Tw_i_and_stray	10.000	162	34Alp Aqr	2.9440	5350.0	20	18525	No
58	GOM_NL__2PRFIN20050915_061418_000000382040_00435_18525_6779.N1	15-SEP-2005 06:14:18	Bright	37.500	61	8Eps Peg	2.1000	3900.0	75	18525	No
59	GOM_NL__2PRFIN20050915_062135_000000392040_00435_18525_6780.N1	15-SEP-2005 06:21:35	Bright	38.500	92	53Eps Cyg	2.5000	4500.0	77	18525	No
60	GOM_NL__2PRFIN20050915_062341_000000372040_00435_18525_6781.N1	15-SEP-2005 06:23:41	Bright	37.000	66	37Gam Cyg	2.2080	5900.0	74	18525	No
61	GOM_NL__2PRFIN20050915_063739_000000382040_00435_18525_6782.N1	15-SEP-2005 06:37:39	Bright	38.000	60	7Bet UMi	2.0810	3950.0	76	18525	No
62	GOM_NL__2PRFIN20050915_064403_000000362040_00435_18525_6783.N1	15-SEP-2005 06:44:03	Bright	35.500	36	50Alp UMa	1.8000	6300.0	71	18525	No
63	GOM_NL__2PRFIN20050915_064529_000000352040_00435_18525_6784.N1	15-SEP-2005 06:45:29	Bright	35.000	82	48Bet UMa	2.3650	10600.	70	18525	No
64	GOM_NL__2PRFIN20050915_064834_000000092040_00435_18525_6785.N1	15-SEP-2005 06:48:34	Straylight	9.0000	174	52Psi UMa	3.0040	4400.0	18	18525	No
65	GOM_NL__2PRFIN20050915_071415_000000442040_00435_18525_6786.N1	15-SEP-2005 07:14:15	Dark	44.000	65	Lam Vel	2.2040	4400.0	88	18525	No
66	GOM_NL__2PRFIN20050915_071732_000000392040_00435_18525_6787.N1	15-SEP-2005 07:17:32	Dark	39.000	46	Del Vel	1.9540	10600.	78	18525	No
67	GOM_NL__2PRFIN20050915_071903_000000502040_00435_18525_6788.N1	15-SEP-2005 07:19:03	Dark	50.000	41	Eps Car	1.8600	4100.0	100	18525	No
68	GOM_NL__2PRFIN20050915_072939_000000372040_00436_18526_6773.N1	15-SEP-2005 07:29:39	Dark	36.500	135	Bet Hyi	2.8200	5800.0	73	18526	No
69	GOM_NL__2PRFIN20050915_073512_000000392040_00436_18526_6774.N1	15-SEP-2005 07:35:12	Straylight	39.000	148	Alp Tuc	2.8780	4100.0	78	18526	No
70	GOM_NL__2PRFIN20050915_073856_000000402040_00436_18526_6775.N1	15-SEP-2005 07:38:56	Straylight	39.500	31	Alp Gru	1.7340	15200.	79	18526	No
71	GOM_NL__2PRFIN20050915_074143_000000372040_00436_18526_6776.N1	15-SEP-2005 07:41:43	Straylight	37.000	172	Gam Gru	3.0030	13100.	74	18526	No
72	GOM_NL__2PRFIN20050915_074740_000000382040_00436_18526_6777.N1	15-SEP-2005 07:47:40	Tw_i_and_stray	37.500	142	49Del Cap	2.8500	8900.0	75	18526	No
73	GOM_NL__2PRFIN20050915_075154_000000302040_00436_18526_6778.N1	15-SEP-2005 07:51:54	Bright	30.000	162	34Alp Aqr	2.9440	5350.0	60	18526	No
74	GOM_NL__2PRFIN20050915_075454_000000372040_00436_18526_6779.N1	15-SEP-2005 07:54:54	Bright	37.000	61	8Eps Peg	2.1000	3900.0	74	18526	No
75	GOM_NL__2PRFIN20050915_080211_000000382040_00436_18526_6780.N1	15-SEP-2005 08:02:11	Bright	37.500	92	53Eps Cyg	2.5000	4500.0	75	18526	No
76	GOM_NL__2PRFIN20050915_080418_000000382040_00436_18526_6781.N1	15-SEP-2005 08:04:18	Bright	38.000	66	37Gam Cyg	2.2080	5900.0	76	18526	No
77	GOM_NL__2PRFIN20050915_081815_000000352040_00436_18526_6782.N1	15-SEP-2005 08:18:15	Bright	34.500	60	7Bet UMi	2.0810	3950.0	69	18526	No
78	GOM_NL__2PRFIN20050915_082439_000000362040_00436_18526_6783.N1	15-SEP-2005 08:24:39	Bright	36.000	36	50Alp UMa	1.8000	6300.0	72	18526	No
79	GOM_NL__2PRFIN20050915_082605_000000352040_00436_18526_6784.N1	15-SEP-2005 08:26:05	Bright	34.500	82	48Bet UMa	2.3650	10600.	69	18526	No
80	GOM_NL__2PRFIN20050915_082910_000000192040_00436_18526_6785.N1	15-SEP-2005 08:29:10	Tw_i_and_stray	19.000	174	52Psi UMa	3.0040	4400.0	38	18526	No
81	GOM_NL__2PRFIN20050915_085451_000000412040_00436_18526_6786.N1	15-SEP-2005 08:54:51	Dark	41.000	65	Lam Vel	2.2040	4400.0	82	18526	No
82	GOM_NL__2PRFIN20050915_085808_000000382040_00436_18526_6787.N1	15-SEP-2005 08:58:08	Dark	38.000	46	Del Vel	1.9540	10600.	76	18526	No
83	GOM_NL__2PRFIN20050915_085939_000000442040_00436_18526_6788.N1	15-SEP-2005 08:59:39	Dark	43.500	41	Eps Car	1.8600	4100.0	87	18526	No
84	GOM_NL__2PRFIN20050915_091016_000000372040_00437_18527_6773.N1	15-SEP-2005 09:10:16	Dark	36.500	135	Bet Hyi	2.8200	5800.0	73	18527	No
85	GOM_NL__2PRFIN20050915_091548_000000362040_00437_18527_6774.N1	15-SEP-2005 09:15:48	Straylight	36.000	148	Alp Tuc	2.8780	4100.0	72	18527	No
86	GOM_NL__2PRFIN20050915_091932_000000382040_00437_18527_6775.N1	15-SEP-2005 09:19:32	Straylight	38.000	31	Alp Gru	1.7340	15200.	76	18527	No
87	GOM_NL__2PRFIN20050915_092219_000000372040_00437_18527_6776.N1	15-SEP-2005 09:22:19	Straylight	37.000	172	Gam Gru	3.0030	13100.	74	18527	No
88	GOM_NL__2PRFIN20050915_092816_000000392040_00437_18527_6777.N1	15-SEP-2005 09:28:16	Tw_i_and_stray	38.500	142	49Del Cap	2.8500	8900.0	77	18527	No
89	GOM_NL__2PRFIN20050915_100515_000000352040_00437_18527_6778.N1	15-SEP-2005 10:05:15	Bright	35.000	36	50Alp UMa	1.8000	6300.0	70	18527	No
90	GOM_NL__2PRFIN20050915_100641_000000332040_00437_18527_6779.N1	15-SEP-2005 10:06:41	Bright	33.000	82	48Bet UMa	2.3650	10600.	66	18527	No
91	GOM_NL__2PRFIN20050915_100946_000000192040_00437_18527_6780.N1	15-SEP-2005 10:09:46	Tw_i_and_stray	19.000	174	52Psi UMa	3.0040	4400.0	38	18527	No
92	GOM_NL__2PRFIN20050915_103527_000000442040_00437_18527_6781.N1	15-SEP-2005 10:35:27	Dark	44.000	65	Lam Vel	2.2040	4400.0	88	18527	No
93	GOM_NL__2PRFIN20050915_103844_000000422040_00437_18527_6782.N1	15-SEP-2005 10:38:44	Dark	42.000	46	Del Vel	1.9540	10600.	84	18527	No
94	GOM_NL__2PRFIN20050915_104016_000000432040_00437_18527_6783.N1	15-SEP-2005 10:40:16	Dark	43.000	41	Eps Car	1.8600	4100.0	86	18527	No
95	GOM_NL__2PRFIN20050915_105052_000000382040_00438_18528_6773.N1	15-SEP-2005 10:50:52	Dark	37.500	135	Bet Hyi	2.8200	5800.0	75	18528	No
96	GOM_NL__2PRFIN20050915_105624_000000372040_00438_18528_6774.N1	15-SEP-2005 10:56:24	Straylight	37.000	148	Alp Tuc	2.8780	4100.0	74	18528	No
97	GOM_NL__2PRFIN20050915_110008_000000382040_00438_18528_6775.N1	15-SEP-2005 11:00:08	Straylight	37.500	31	Alp Gru	1.7340	15200.	75	18528	No
98	GOM_NL__2PRFIN20050915_110255_000000372040_00438_18528_6776.N1	15-SEP-2005 11:02:55	Straylight	36.500	172	Gam Gru	3.0030	13100.	73	18528	No
99	GOM_NL__2PRFIN20050915_110852_000000412040_00438_18528_6777.N1	15-SEP-2005 11:08:52	Tw_i_and_stray	40.500	142	49Del Cap	2.8500	8900.0	81	18528	No
100	GOM_NL__2PRFIN20050915_111306_000000372040_00438_18528_6778.N1	15-SEP-2005 11:13:06	Bright	37.000	162	34Alp Aqr	2.9440	5350.0	74	18528	No
101	GOM_NL__2PRFIN20050915_111606_000000382040_00438_18528_6779.N1	15-SEP-2005 11:16:06	Bright	37.500	61	8Eps Peg	2.1000	3900.0	75	18528	No

102	GOM_NL__2PRFIN20050915_112323_000000362040_00438_18528_6780.N1	15-SEP-2005 11:23:23	Bright	36.000	92	53Eps Cyg	2.5000	4500.0	72	18528	No
103	GOM_NL__2PRFIN20050915_112530_000000372040_00438_18528_6781.N1	15-SEP-2005 11:25:30	Bright	36.500	66	37Gam Cyg	2.2080	5900.0	73	18528	No
104	GOM_NL__2PRFIN20050915_113927_000000372040_00438_18528_6782.N1	15-SEP-2005 11:39:27	Bright	36.500	60	7Bet UMi	2.0810	3950.0	73	18528	No
105	GOM_NL__2PRFIN20050915_114551_000000362040_00438_18528_6783.N1	15-SEP-2005 11:45:51	Bright	35.500	36	50Alp UMa	1.8000	6300.0	71	18528	No
106	GOM_NL__2PRFIN20050915_114717_000000482040_00438_18528_6784.N1	15-SEP-2005 11:47:17	Bright	48.000	82	48Bet UMa	2.3650	10600.	96	18528	No
107	GOM_NL__2PRFIN20050915_115022_000000292040_00438_18528_6785.N1	15-SEP-2005 11:50:22	Bright	29.000	174	52Psi UMa	3.0040	4400.0	58	18528	No
108	GOM_NL__2PRFIN20050915_121603_000000432040_00438_18528_6786.N1	15-SEP-2005 12:16:03	Dark	43.000	65	Lam Vel	2.2040	4400.0	86	18528	No
109	GOM_NL__2PRFIN20050915_121920_000000392040_00438_18528_6787.N1	15-SEP-2005 12:19:20	Dark	38.500	46	Del Vel	1.9540	10600.	77	18528	No
110	GOM_NL__2PRFIN20050915_122052_000000392040_00438_18528_6788.N1	15-SEP-2005 12:20:52	Dark	39.000	41	Eps Car	1.8600	4100.0	78	18528	No
111	GOM_NL__2PRFIN20050915_123128_000000392040_00439_18529_6773.N1	15-SEP-2005 12:31:28	Dark	39.000	135	Bet Hyi	2.8200	5800.0	78	18529	No
112	GOM_NL__2PRFIN20050915_123700_000000412040_00439_18529_6774.N1	15-SEP-2005 12:37:00	Straylight	40.500	148	Alp Tuc	2.8780	4100.0	81	18529	No
113	GOM_NL__2PRFIN20050915_124044_000000392040_00439_18529_6775.N1	15-SEP-2005 12:40:44	Straylight	38.500	31	Alp Gru	1.7340	15200.	77	18529	No
114	GOM_NL__2PRFIN20050915_124331_000000352040_00439_18529_6776.N1	15-SEP-2005 12:43:31	Straylight	34.500	172	Gam Gru	3.0030	13100.	69	18529	No
115	GOM_NL__2PRFIN20050915_124928_000000412040_00439_18529_6777.N1	15-SEP-2005 12:49:28	Tw_i_and_stray	40.500	142	49Del Cap	2.8500	8900.0	81	18529	No
116	GOM_NL__2PRFIN20050915_125342_000000382040_00439_18529_6778.N1	15-SEP-2005 12:53:42	Bright	37.500	162	34Alp Aqr	2.9440	5350.0	75	18529	No
117	GOM_NL__2PRFIN20050915_125642_000000372040_00439_18529_6779.N1	15-SEP-2005 12:56:42	Bright	36.500	61	8Eps Peg	2.1000	3900.0	73	18529	No
118	GOM_NL__2PRFIN20050915_130359_000000362040_00439_18529_6780.N1	15-SEP-2005 13:03:59	Bright	36.000	92	53Eps Cyg	2.5000	4500.0	72	18529	No
119	GOM_NL__2PRFIN20050915_130606_000000382040_00439_18529_6781.N1	15-SEP-2005 13:06:06	Bright	37.500	66	37Gam Cyg	2.2080	5900.0	75	18529	No
120	GOM_NL__2PRFIN20050915_132003_000000362040_00439_18529_6782.N1	15-SEP-2005 13:20:03	Bright	35.500	60	7Bet UMi	2.0810	3950.0	71	18529	No
121	GOM_NL__2PRFIN20050915_132627_000000332040_00439_18529_6783.N1	15-SEP-2005 13:26:27	Bright	32.500	36	50Alp UMa	1.8000	6300.0	65	18529	No
122	GOM_NL__2PRFIN20050915_132754_000000342040_00439_18529_6784.N1	15-SEP-2005 13:27:54	Bright	33.500	82	48Bet UMa	2.3650	10600.	67	18529	No
123	GOM_NL__2PRFIN20050915_133058_000000292040_00439_18529_6785.N1	15-SEP-2005 13:30:58	Bright	29.000	174	52Psi UMa	3.0040	4400.0	58	18529	No
124	GOM_NL__2PRFIN20050915_135639_000000482040_00439_18529_6786.N1	15-SEP-2005 13:56:39	Dark	47.500	65	Lam Vel	2.2040	4400.0	95	18529	No
125	GOM_NL__2PRFIN20050915_135956_000000392040_00439_18529_6787.N1	15-SEP-2005 13:59:56	Dark	38.500	46	Del Vel	1.9540	10600.	77	18529	No
126	GOM_NL__2PRFIN20050915_140128_000000482040_00439_18529_6788.N1	15-SEP-2005 14:01:28	Dark	47.500	41	Eps Car	1.8600	4100.0	95	18529	No
127	GOM_NL__2PRFIN20050915_141204_000000362040_00440_18530_6793.N1	15-SEP-2005 14:12:04	Dark	36.000	135	Bet Hyi	2.8200	5800.0	72	18530	No
128	GOM_NL__2PRFIN20050915_141736_000000452040_00440_18530_6794.N1	15-SEP-2005 14:17:36	Straylight	45.000	148	Alp Tuc	2.8780	4100.0	90	18530	No
129	GOM_NL__2PRFIN20050915_142120_000000382040_00440_18530_6795.N1	15-SEP-2005 14:21:20	Straylight	37.500	31	Alp Gru	1.7340	15200.	75	18530	No
130	GOM_NL__2PRFIN20050915_142407_000000382040_00440_18530_6796.N1	15-SEP-2005 14:24:07	Straylight	37.500	172	Gam Gru	3.0030	13100.	75	18530	No
131	GOM_NL__2PRFIN20050915_143004_000000382040_00440_18530_6797.N1	15-SEP-2005 14:30:04	Tw_i_and_stray	38.000	142	49Del Cap	2.8500	8900.0	76	18530	No
132	GOM_NL__2PRFIN20050915_143418_000000372040_00440_18530_6798.N1	15-SEP-2005 14:34:18	Bright	37.000	162	34Alp Aqr	2.9440	5350.0	74	18530	No
133	GOM_NL__2PRFIN20050915_143718_000000362040_00440_18530_6799.N1	15-SEP-2005 14:37:18	Bright	35.500	61	8Eps Peg	2.1000	3900.0	71	18530	No
134	GOM_NL__2PRFIN20050915_144436_000000382040_00440_18530_6800.N1	15-SEP-2005 14:44:36	Bright	37.500	92	53Eps Cyg	2.5000	4500.0	75	18530	No
135	GOM_NL__2PRFIN20050915_144642_000000382040_00440_18530_6801.N1	15-SEP-2005 14:46:42	Bright	37.500	66	37Gam Cyg	2.2080	5900.0	75	18530	No
136	GOM_NL__2PRFIN20050915_150040_000000362040_00440_18530_6802.N1	15-SEP-2005 15:00:40	Bright	36.000	60	7Bet UMi	2.0810	3950.0	72	18530	No
137	GOM_NL__2PRFIN20050915_150703_000000522040_00440_18530_6803.N1	15-SEP-2005 15:07:03	Bright	52.000	36	50Alp UMa	1.8000	6300.0	104	18530	No
138	GOM_NL__2PRFIN20050915_150830_000000522040_00440_18530_6804.N1	15-SEP-2005 15:08:30	Bright	52.000	82	48Bet UMa	2.3650	10600.	104	18530	No
139	GOM_NL__2PRFIN20050915_151135_000000342040_00440_18530_6805.N1	15-SEP-2005 15:11:35	Bright	34.000	174	52Psi UMa	3.0040	4400.0	68	18530	No
140	GOM_NL__2PRFIN20050915_153715_000000442040_00440_18530_6806.N1	15-SEP-2005 15:37:15	Dark	44.000	65	Lam Vel	2.2040	4400.0	88	18530	No
141	GOM_NL__2PRFIN20050915_154032_000000402040_00440_18530_6807.N1	15-SEP-2005 15:40:32	Dark	40.000	46	Del Vel	1.9540	10600.	80	18530	No
142	GOM_NL__2PRFIN20050915_154204_000000472040_00440_18530_6808.N1	15-SEP-2005 15:42:04	Dark	47.000	41	Eps Car	1.8600	4100.0	94	18530	No
143	GOM_NL__2PRFIN20050915_155240_000000382040_00441_18531_6793.N1	15-SEP-2005 15:52:40	Dark	37.500	135	Bet Hyi	2.8200	5800.0	75	18531	No
144	GOM_NL__2PRFIN20050915_155812_000000382040_00441_18531_6794.N1	15-SEP-2005 15:58:12	Straylight	37.500	148	Alp Tuc	2.8780	4100.0	75	18531	No
145	GOM_NL__2PRFIN20050915_160156_000000372040_00441_18531_6795.N1	15-SEP-2005 16:01:56	Straylight	37.000	31	Alp Gru	1.7340	15200.	74	18531	No
146	GOM_NL__2PRFIN20050915_160443_000000392040_00441_18531_6796.N1	15-SEP-2005 16:04:43	Straylight	39.000	172	Gam Gru	3.0030	13100.	78	18531	No
147	GOM_NL__2PRFIN20050915_161040_000000412040_00441_18531_6797.N1	15-SEP-2005 16:10:40	Tw_i_and_stray	40.500	142	49Del Cap	2.8500	8900.0	81	18531	No
148	GOM_NL__2PRFIN20050915_161454_000000372040_00441_18531_6798.N1	15-SEP-2005 16:14:54	Bright	36.500	162	34Alp Aqr	2.9440	5350.0	73	18531	No
149	GOM_NL__2PRFIN20050915_161754_000000372040_00441_18531_6799.N1	15-SEP-2005 16:17:54	Bright	36.500	61	8Eps Peg	2.1000	3900.0	73	18531	No
150	GOM_NL__2PRFIN20050915_162512_000000372040_00441_18531_6800.N1	15-SEP-2005 16:25:12	Bright	36.500	92	53Eps Cyg	2.5000	4500.0	73	18531	No
151	GOM_NL__2PRFIN20050915_162719_000000372040_00441_18531_6801.N1	15-SEP-2005 16:27:19	Bright	36.500	66	37Gam Cyg	2.2080	5900.0	73	18531	No
152	GOM_NL__2PRFIN20050915_164116_000000372040_00441_18531_6802.N1	15-SEP-2005 16:41:16	Bright	37.000	60	7Bet UMi	2.0810	3950.0	74	18531	No
153	GOM_NL__2PRFIN20050915_164740_000000522040_00441_18531_6803.N1	15-SEP-2005 16:47:40	Bright	52.000	36	50Alp UMa	1.8000	6300.0	104	18531	No
154	GOM_NL__2PRFIN20050915_164906_000000332040_00441_18531_6804.N1	15-SEP-2005 16:49:06	Bright	33.000	82	48Bet UMa	2.3650	10600.	66	18531	No
155	GOM_NL__2PRFIN20050915_165211_000000342040_00441_18531_6805.N1	15-SEP-2005 16:52:11	Bright	33.500	174	52Psi UMa	3.0040	4400.0	67	18531	No
156	GOM_NL__2PRFIN20050915_171752_000000442040_00441_18531_6806.N1	15-SEP-2005 17:17:52	Dark	44.000	65	Lam Vel	2.2040	4400.0	88	18531	No
157	GOM_NL__2PRFIN20050915_172109_000000372040_00441_18531_6807.N1	15-SEP-2005 17:21:09	Dark	37.000	46	Del Vel	1.9540	10600.	74	18531	No
158	GOM_NL__2PRFIN20050915_172240_000000452040_00441_18531_6808.N1	15-SEP-2005 17:22:40	Dark	45.000	41	Eps Car	1.8600	4100.0	90	18531	No
159	GOM_NL__2PRFIN20050915_173316_000000382040_00442_18532_6793.N1	15-SEP-2005 17:33:16	Dark	37.500	135	Bet Hyi	2.8200	5800.0	75	18532	No
160	GOM_NL__2PRFIN20050915_173849_000000362040_00442_18532_6794.N1	15-SEP-2005 17:38:49	Straylight	36.000	148	Alp Tuc	2.8780	4100.0	72	18532	No

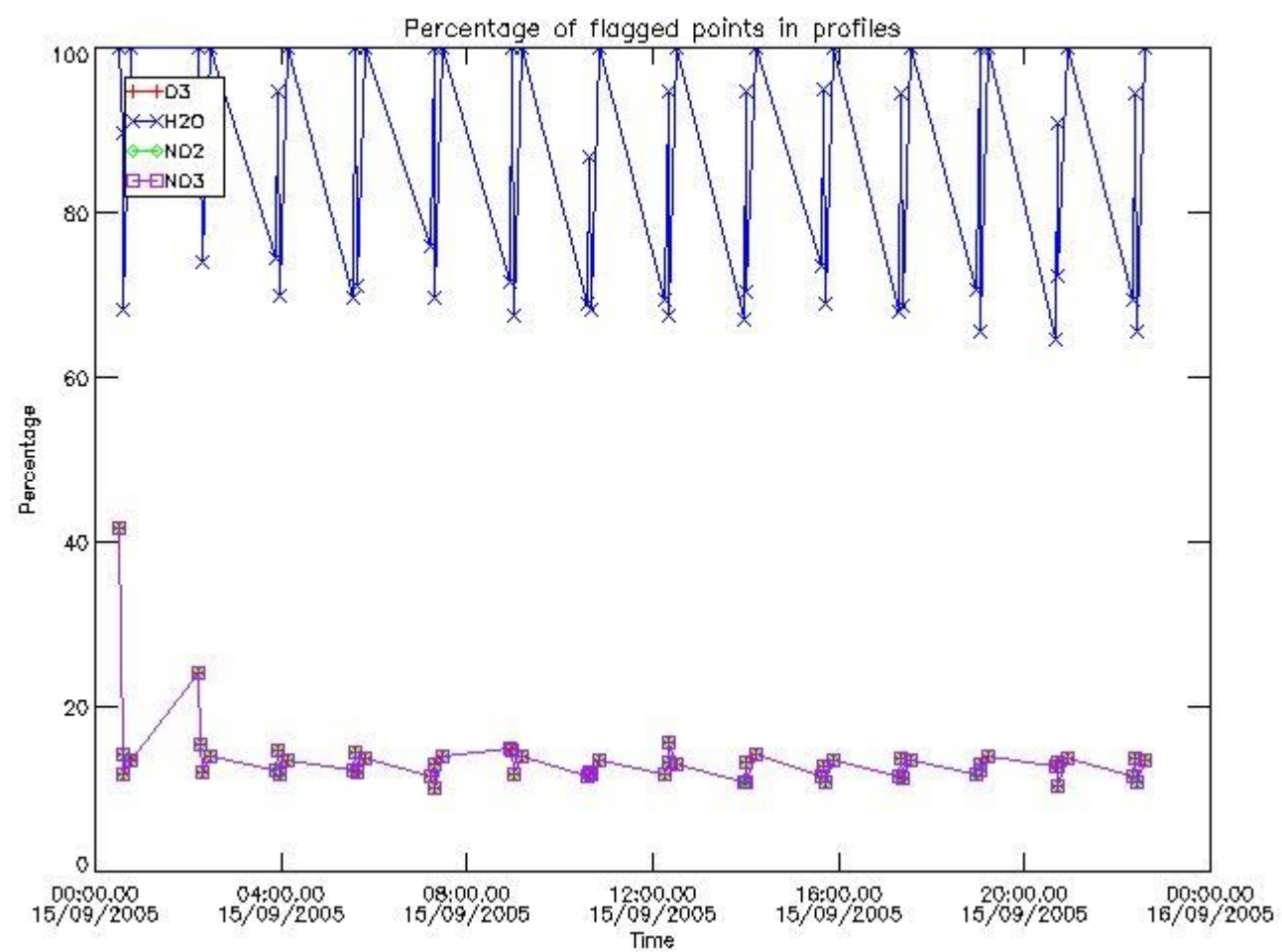
161	GOM_NL__2PRFIN20050915_174232_000000392040_00442_18532_6795.N1	15-SEP-2005 17:42:32	Straylight	38.500	31	Alp Gru	1.7340	15200.	77	18532	No
162	GOM_NL__2PRFIN20050915_174520_000000382040_00442_18532_6796.N1	15-SEP-2005 17:45:20	Straylight	38.000	172	Gam Gru	3.0030	13100.	76	18532	No
163	GOM_NL__2PRFIN20050915_175116_000000422040_00442_18532_6797.N1	15-SEP-2005 17:51:16	Tw_i_and_stray	42.000	142	49Del Cap	2.8500	8900.0	84	18532	No
164	GOM_NL__2PRFIN20050915_175530_000000372040_00442_18532_6798.N1	15-SEP-2005 17:55:30	Bright	36.500	162	34Alp Aqr	2.9440	5350.0	73	18532	No
165	GOM_NL__2PRFIN20050915_175830_000000382040_00442_18532_6799.N1	15-SEP-2005 17:58:30	Bright	37.500	61	8Eps Peg	2.1000	3900.0	75	18532	No
166	GOM_NL__2PRFIN20050915_180548_000000362040_00442_18532_6800.N1	15-SEP-2005 18:05:48	Bright	35.500	92	53Eps Cyg	2.5000	4500.0	71	18532	No
167	GOM_NL__2PRFIN20050915_180755_000000382040_00442_18532_6801.N1	15-SEP-2005 18:07:55	Bright	37.500	66	37Gam Cyg	2.2080	5900.0	75	18532	No
168	GOM_NL__2PRFIN20050915_182152_000000372040_00442_18532_6802.N1	15-SEP-2005 18:21:52	Bright	37.000	60	7Bet UMi	2.0810	3950.0	74	18532	No
169	GOM_NL__2PRFIN20050915_182816_000000402040_00442_18532_6803.N1	15-SEP-2005 18:28:16	Bright	39.500	36	50Alp UMa	1.8000	6300.0	79	18532	No
170	GOM_NL__2PRFIN20050915_182942_000000342040_00442_18532_6804.N1	15-SEP-2005 18:29:42	Bright	34.000	82	48Bet UMa	2.3650	10600.	68	18532	No
171	GOM_NL__2PRFIN20050915_183247_000000332040_00442_18532_6805.N1	15-SEP-2005 18:32:47	Bright	33.000	174	52Psi UMa	3.0040	4400.0	66	18532	No
172	GOM_NL__2PRFIN20050915_185828_000000432040_00442_18532_6806.N1	15-SEP-2005 18:58:28	Dark	43.000	65	Lam Vel	2.2040	4400.0	86	18532	No
173	GOM_NL__2PRFIN20050915_190145_000000392040_00442_18532_6807.N1	15-SEP-2005 19:01:45	Dark	39.000	46	Del Vel	1.9540	10600.	78	18532	No
174	GOM_NL__2PRFIN20050915_190316_000000462040_00442_18532_6808.N1	15-SEP-2005 19:03:16	Dark	45.500	41	Eps Car	1.8600	4100.0	91	18532	No
175	GOM_NL__2PRFIN20050915_191352_000000372040_00443_18533_6793.N1	15-SEP-2005 19:13:52	Dark	36.500	135	Bet Hyi	2.8200	5800.0	73	18533	No
176	GOM_NL__2PRFIN20050915_191925_000000442040_00443_18533_6794.N1	15-SEP-2005 19:19:25	Straylight	44.000	148	Alp Tuc	2.8780	4100.0	88	18533	No
177	GOM_NL__2PRFIN20050915_192309_000000422040_00443_18533_6795.N1	15-SEP-2005 19:23:09	Straylight	41.500	31	Alp Gru	1.7340	15200.	83	18533	No
178	GOM_NL__2PRFIN20050915_192556_000000372040_00443_18533_6796.N1	15-SEP-2005 19:25:56	Straylight	37.000	172	Gam Gru	3.0030	13100.	74	18533	No
179	GOM_NL__2PRFIN20050915_193152_000000412040_00443_18533_6797.N1	15-SEP-2005 19:31:52	Tw_i_and_stray	40.500	142	49Del Cap	2.8500	8900.0	81	18533	No
180	GOM_NL__2PRFIN20050915_193606_000000372040_00443_18533_6798.N1	15-SEP-2005 19:36:06	Bright	37.000	162	34Alp Aqr	2.9440	5350.0	74	18533	No
181	GOM_NL__2PRFIN20050915_193906_000000362040_00443_18533_6799.N1	15-SEP-2005 19:39:06	Bright	36.000	61	8Eps Peg	2.1000	3900.0	72	18533	No
182	GOM_NL__2PRFIN20050915_194624_000000372040_00443_18533_6800.N1	15-SEP-2005 19:46:24	Bright	37.000	92	53Eps Cyg	2.5000	4500.0	74	18533	No
183	GOM_NL__2PRFIN20050915_194831_000000382040_00443_18533_6801.N1	15-SEP-2005 19:48:31	Bright	38.000	66	37Gam Cyg	2.2080	5900.0	76	18533	No
184	GOM_NL__2PRFIN20050915_200229_000000382040_00443_18533_6802.N1	15-SEP-2005 20:02:29	Bright	37.500	60	7Bet UMi	2.0810	3950.0	75	18533	No
185	GOM_NL__2PRFIN20050915_200852_000000362040_00443_18533_6803.N1	15-SEP-2005 20:08:52	Bright	36.000	36	50Alp UMa	1.8000	6300.0	72	18533	No
186	GOM_NL__2PRFIN20050915_201018_000000352040_00443_18533_6804.N1	15-SEP-2005 20:10:18	Bright	34.500	82	48Bet UMa	2.3650	10600.	69	18533	No
187	GOM_NL__2PRFIN20050915_201323_000000342040_00443_18533_6805.N1	15-SEP-2005 20:13:23	Bright	33.500	174	52Psi UMa	3.0040	4400.0	67	18533	No
188	GOM_NL__2PRFIN20050915_203904_000000402040_00443_18533_6806.N1	15-SEP-2005 20:39:04	Dark	40.000	65	Lam Vel	2.2040	4400.0	80	18533	No
189	GOM_NL__2PRFIN20050915_204221_000000392040_00443_18533_6807.N1	15-SEP-2005 20:42:21	Dark	38.500	46	Del Vel	1.9540	10600.	77	18533	No
190	GOM_NL__2PRFIN20050915_204353_000000492040_00443_18533_6808.N1	15-SEP-2005 20:43:53	Dark	49.000	41	Eps Car	1.8600	4100.0	98	18533	No
191	GOM_NL__2PRFIN20050915_205428_000000372040_00444_18534_6793.N1	15-SEP-2005 20:54:28	Dark	37.000	135	Bet Hyi	2.8200	5800.0	74	18534	No
192	GOM_NL__2PRFIN20050915_210001_000000442040_00444_18534_6794.N1	15-SEP-2005 21:00:01	Straylight	44.000	148	Alp Tuc	2.8780	4100.0	88	18534	No
193	GOM_NL__2PRFIN20050915_210345_000000392040_00444_18534_6795.N1	15-SEP-2005 21:03:45	Straylight	38.500	31	Alp Gru	1.7340	15200.	77	18534	No
194	GOM_NL__2PRFIN20050915_210632_000000372040_00444_18534_6796.N1	15-SEP-2005 21:06:32	Straylight	37.000	172	Gam Gru	3.0030	13100.	74	18534	No
195	GOM_NL__2PRFIN20050915_211228_000000382040_00444_18534_6797.N1	15-SEP-2005 21:12:28	Tw_i_and_stray	38.000	142	49Del Cap	2.8500	8900.0	76	18534	No
196	GOM_NL__2PRFIN20050915_211642_000000372040_00444_18534_6798.N1	15-SEP-2005 21:16:42	Bright	37.000	162	34Alp Aqr	2.9440	5350.0	74	18534	No
197	GOM_NL__2PRFIN20050915_211942_000000362040_00444_18534_6799.N1	15-SEP-2005 21:19:42	Bright	36.000	61	8Eps Peg	2.1000	3900.0	72	18534	No
198	GOM_NL__2PRFIN20050915_212701_000000352040_00444_18534_6800.N1	15-SEP-2005 21:27:01	Bright	34.500	92	53Eps Cyg	2.5000	4500.0	69	18534	No
199	GOM_NL__2PRFIN20050915_212908_000000382040_00444_18534_6801.N1	15-SEP-2005 21:29:08	Bright	37.500	66	37Gam Cyg	2.2080	5900.0	75	18534	No
200	GOM_NL__2PRFIN20050915_213428_00000012040_00444_18534_6802.N1	15-SEP-2005 21:34:28	Dark	1.0000	89	5Alp Cep	2.4510	8000.0	2	18534	Yes
201	GOM_NL__2PRFIN20050915_214305_000000362040_00444_18534_6803.N1	15-SEP-2005 21:43:05	Bright	36.000	60	7Bet UMi	2.0810	3950.0	72	18534	No
202	GOM_NL__2PRFIN20050915_214928_000000522040_00444_18534_6804.N1	15-SEP-2005 21:49:28	Bright	52.000	36	50Alp UMa	1.8000	6300.0	104	18534	No
203	GOM_NL__2PRFIN20050915_215055_000000352040_00444_18534_6805.N1	15-SEP-2005 21:50:55	Bright	35.000	82	48Bet UMa	2.3650	10600.	70	18534	No
204	GOM_NL__2PRFIN20050915_215400_000000342040_00444_18534_6806.N1	15-SEP-2005 21:54:00	Bright	33.500	174	52Psi UMa	3.0040	4400.0	67	18534	No
205	GOM_NL__2PRFIN20050915_221940_000000452040_00444_18534_6807.N1	15-SEP-2005 22:19:40	Dark	44.500	65	Lam Vel	2.2040	4400.0	89	18534	No
206	GOM_NL__2PRFIN20050915_222257_000000372040_00444_18534_6808.N1	15-SEP-2005 22:22:57	Dark	37.000	46	Del Vel	1.9540	10600.	74	18534	No
207	GOM_NL__2PRFIN20050915_222429_000000472040_00444_18534_6809.N1	15-SEP-2005 22:24:29	Dark	47.000	41	Eps Car	1.8600	4100.0	94	18534	No
208	GOM_NL__2PRFIN20050915_223504_000000382040_00445_18535_6793.N1	15-SEP-2005 22:35:04	Dark	37.500	135	Bet Hyi	2.8200	5800.0	75	18535	No
209	GOM_NL__2PRFIN20050915_224037_000000392040_00445_18535_6794.N1	15-SEP-2005 22:40:37	Straylight	38.500	148	Alp Tuc	2.8780	4100.0	77	18535	No
210	GOM_NL__2PRFIN20050915_224421_000000392040_00445_18535_6795.N1	15-SEP-2005 22:44:21	Straylight	38.500	31	Alp Gru	1.7340	15200.	77	18535	No
211	GOM_NL__2PRFIN20050915_224708_000000382040_00445_18535_6796.N1	15-SEP-2005 22:47:08	Straylight	38.000	172	Gam Gru	3.0030	13100.	76	18535	No
212	GOM_NL__2PRFIN20050915_225305_000000392040_00445_18535_6797.N1	15-SEP-2005 22:53:05	Tw_i_and_stray	38.500	142	49Del Cap	2.8500	8900.0	77	18535	No
213	GOM_NL__2PRFIN20050915_225718_000000372040_00445_18535_6798.N1	15-SEP-2005 22:57:18	Bright	37.000	162	34Alp Aqr	2.9440	5350.0	74	18535	No
214	GOM_NL__2PRFIN20050915_230018_000000372040_00445_18535_6799.N1	15-SEP-2005 23:00:18	Bright	36.500	61	8Eps Peg	2.1000	3900.0	73	18535	No
215	GOM_NL__2PRFIN20050915_230737_000000352040_00445_18535_6800.N1	15-SEP-2005 23:07:37	Bright	35.000	92	53Eps Cyg	2.5000	4500.0	70	18535	No
216	GOM_NL__2PRFIN20050915_230944_000000352040_00445_18535_6801.N1	15-SEP-2005 23:09:44	Bright	35.000	66	37Gam Cyg	2.2080	5900.0	70	18535	No
217	GOM_NL__2PRFIN20050915_231504_00000012040_00445_18535_6802.N1	15-SEP-2005 23:15:04	Dark	1.0000	89	5Alp Cep	2.4510	8000.0	2	18535	Yes
218	GOM_NL__2PRFIN20050915_232341_000000372040_00445_18535_6803.N1	15-SEP-2005 23:23:41	Bright	37.000	60	7Bet UMi	2.0810	3950.0	74	18535	No
219	GOM_NL__2PRFIN20050915_233004_000000352040_00445_18535_6804.N1	15-SEP-2005 23:30:04	Bright	35.000	36	50Alp UMa	1.8000	6300.0	70	18535	No

220	GOM_NL__2PRFIN20050915_233131_000000342040_00445_18535_6805.N1	15-SEP-2005 23:31:31	Bright	34.000	82	48Bet UMa	2.3650	10600.	68	18535	No
221	GOM_NL__2PRFIN20050915_233436_000000342040_00445_18535_6806.N1	15-SEP-2005 23:34:36	Bright	34.000	174	52Psi UMa	3.0040	4400.0	68	18535	No

3. Quality information per product


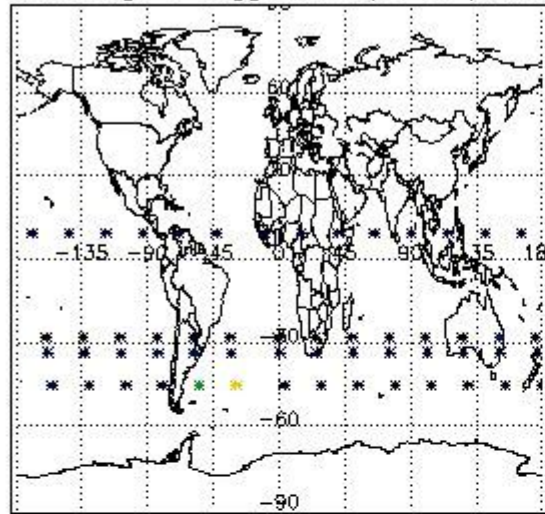
In this section it is plotted some information contained in the Quality Summary data set of the level 2 products. Only products in dark limb conditions and without errors (error flag in the MPH set to "0") are used.

3.1 Plot quality information per product (time dependant)

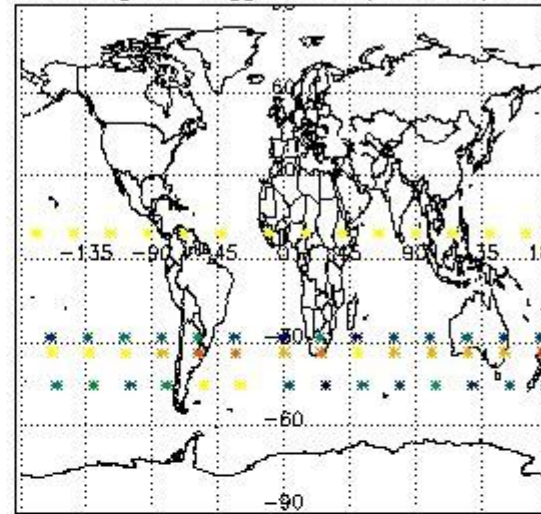


3.2 Plot quality information per product (world map)

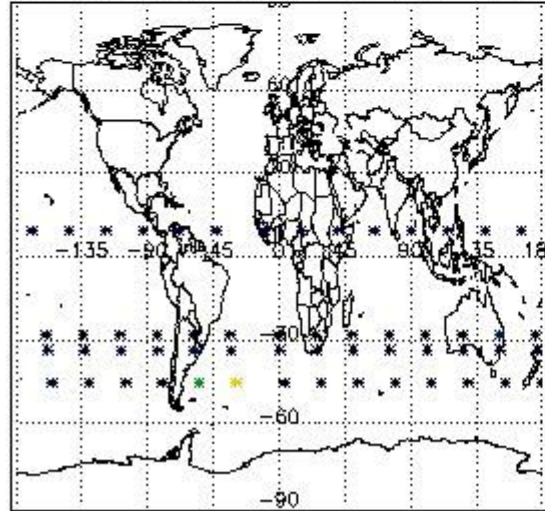
Percentage of flagged data per O3 profile



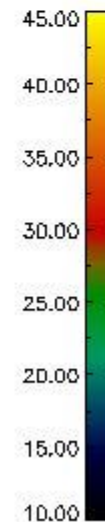
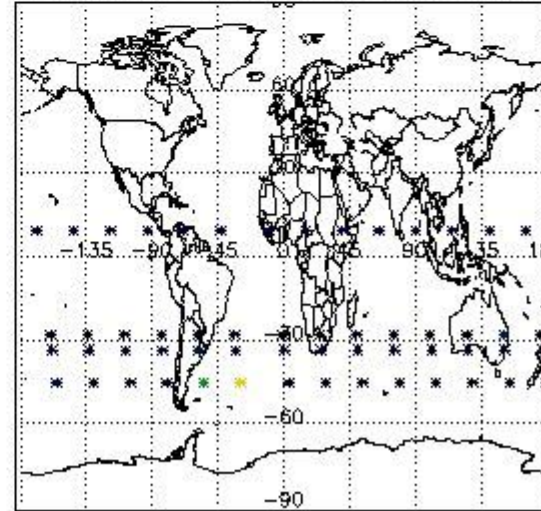
Percentage of flagged data per H2O profile



Percentage of flagged data per NO2 profile



Percentage of flagged data per NO3 profile

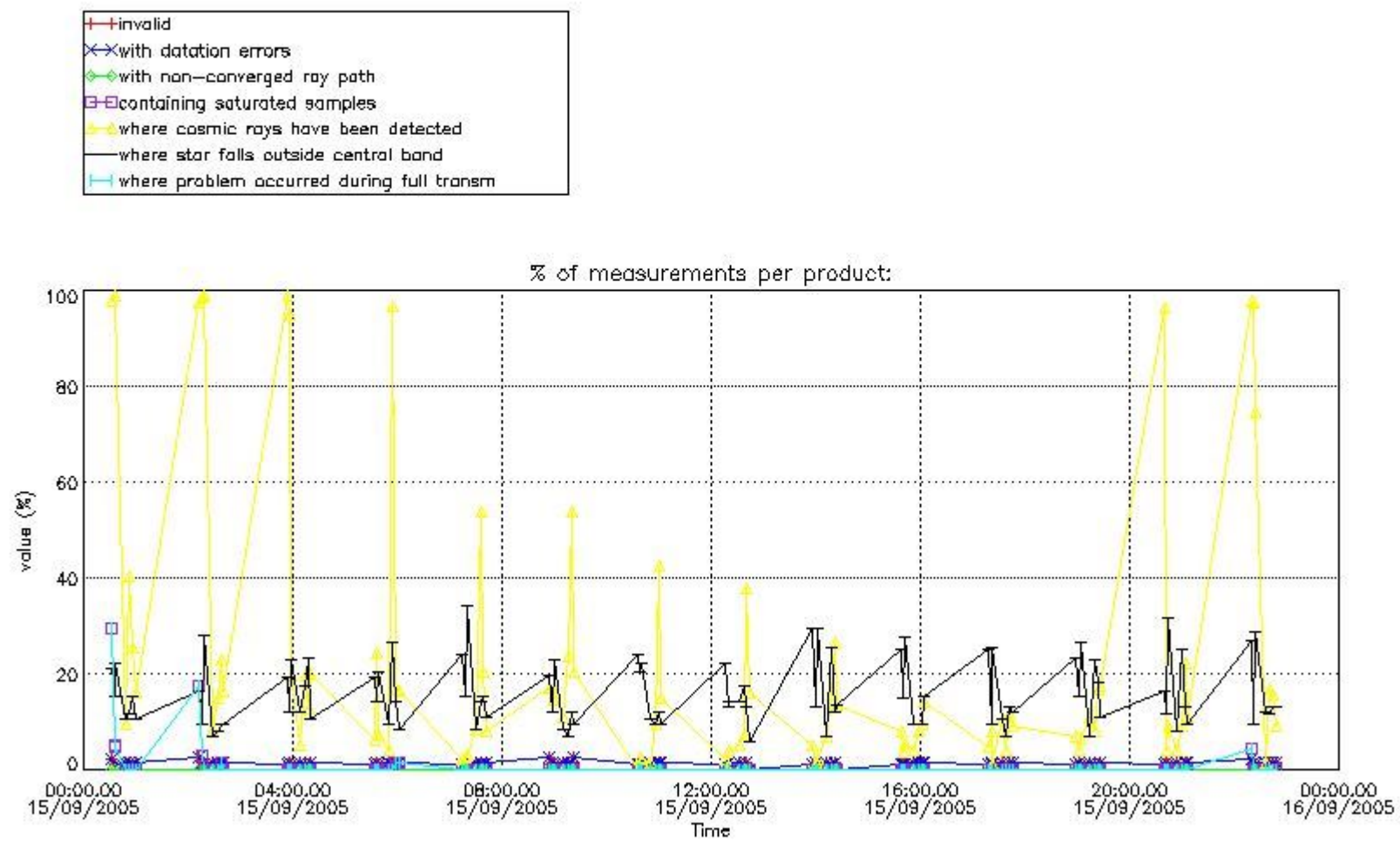


4. Level 1 quality information per product

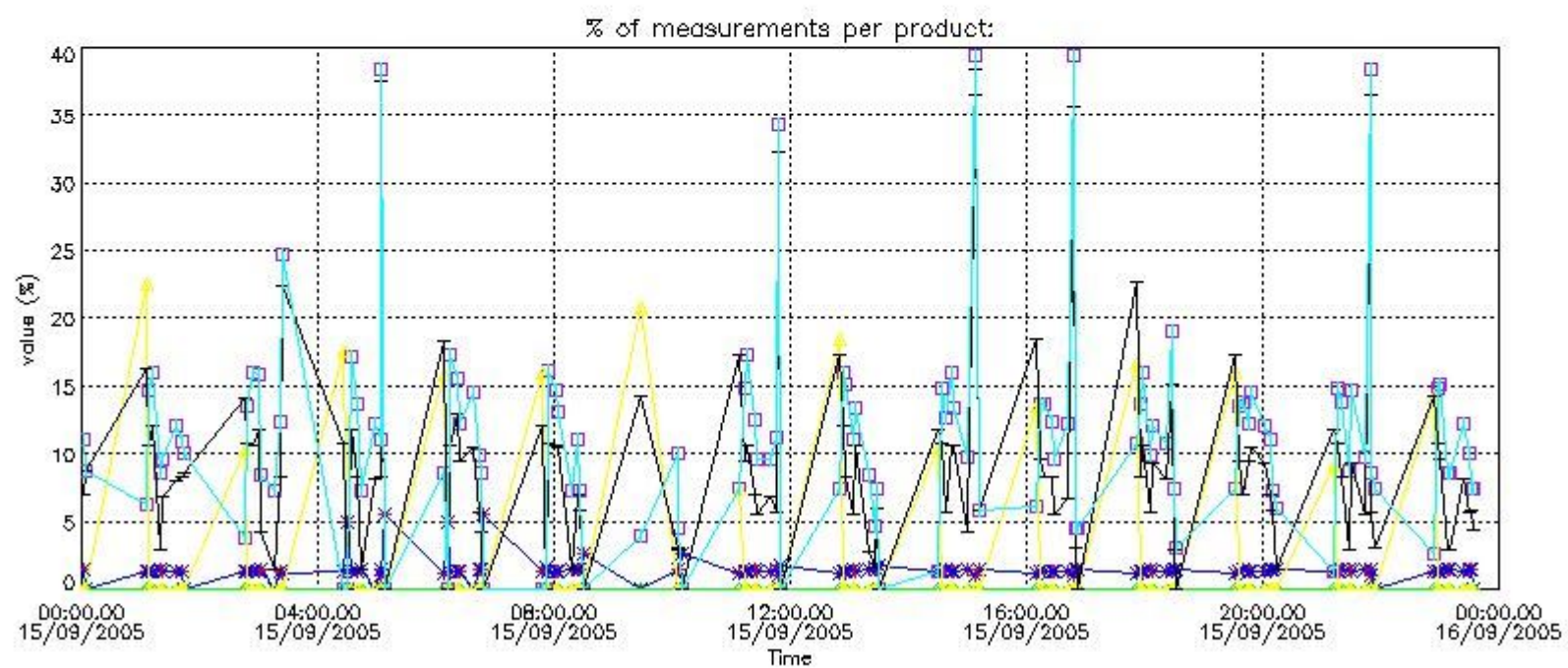
In this section it is plotted some information contained in the Quality Summary data set of the level 2 products that comes from the level 1b processing. Products without errors (error flag in the MPH set to "0") are used.

4.1 Plot quality information per product (time dependant) coming from level 1b processing

4.1.1 Plot level 1 quality information per product (time dependant): ENVISAT ASCENDING passes



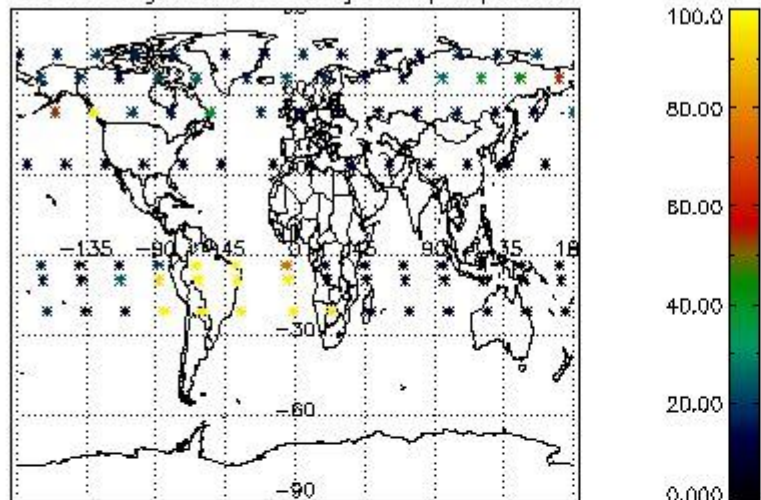
4.1.2 Plot level 1 quality information per product (time dependant): ENVI SAT DESCENDING passes



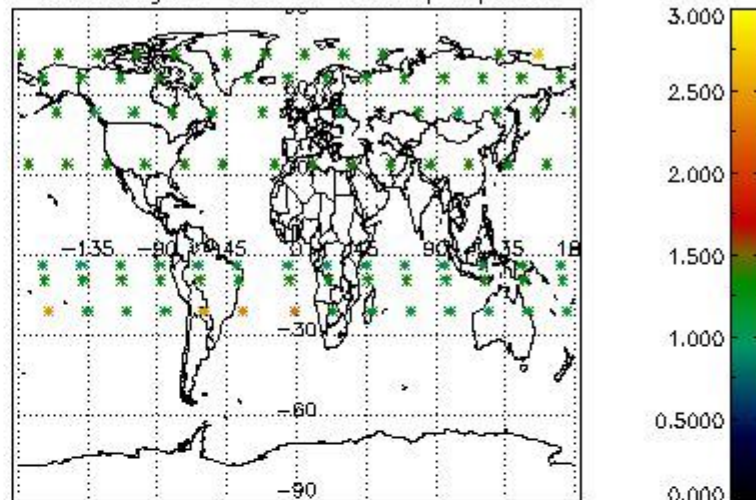
4.2 Plot quality information per product coming from level 1b processing (world map)

4.2.1 Plot level 1 quality information per product (world map): ENVISAT ASCENDING passes

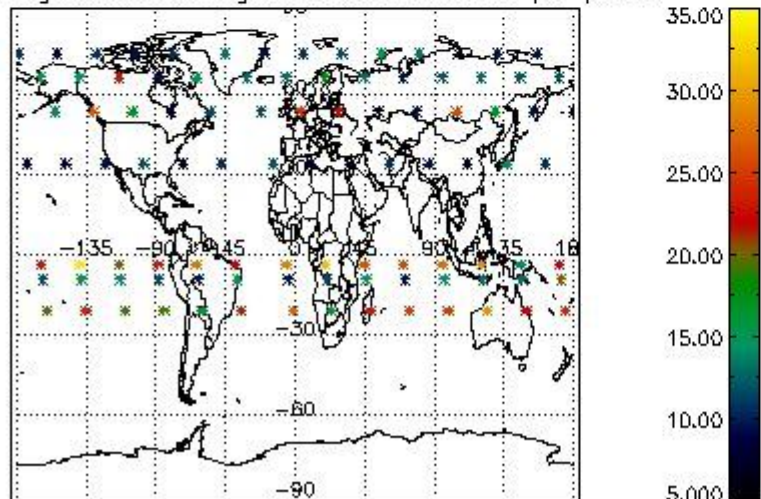
Percentage of cosmic ray hits per profile



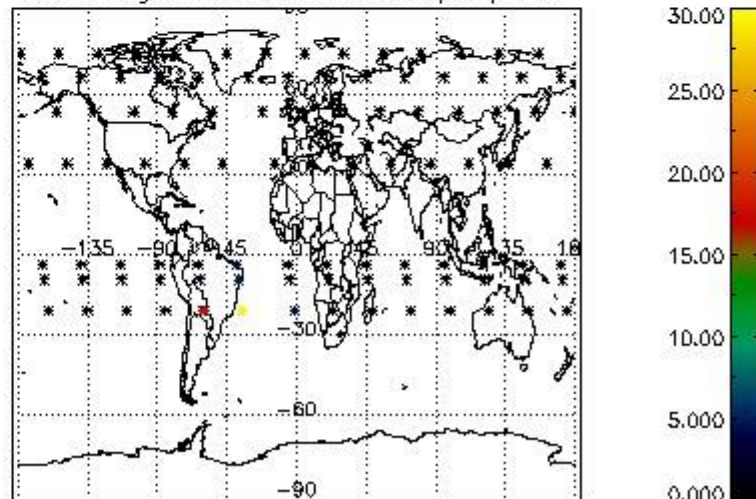
Percentage of datation errors per profile



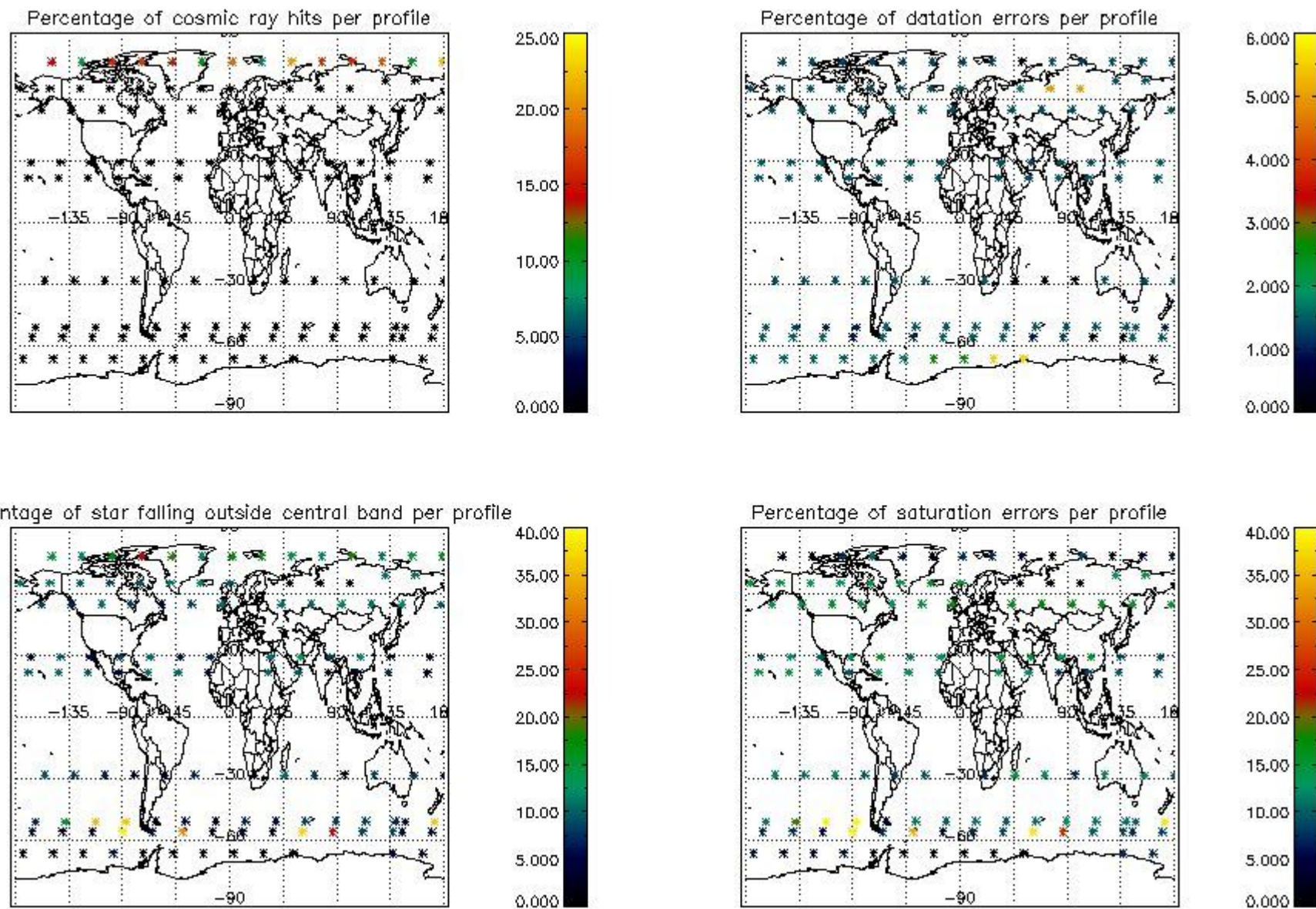
Percentage of star falling outside central band per profile



Percentage of saturation errors per profile



4.2.2 Plot level 1 quality information per product (world map): ENVISAT DESCENDING passes



5. Trace gas profiles

5.1 Ozone statistics based on quality of products

The final quality of the products can be "measured" using the STD (Standard Deviation) attached to every point profile. This information is written to the parameter GOM_NL__2P/NL_LOCAL_SPECIES_DENSITY/o3_std of the level 2 products. The table below shows the statistics for given STD ranges.

The statistics are given with respect to the overall valid production:

- Products without fatal errors: GOM_NL__2P/MPH/PRODUCT_ERR=0
- Valid point profile: GOM_NL__2P/NL_LOCAL_SPECIES_DENSITY/pcd(0)=0

The 'Criteria' is applied to valid points of dark limb products:

- Products in dark limb illumination condition: GOM_NL__2P/NL_SUMMARY_QUALITY/obs_ill_cond=0
- Products without fatal errors: GOM_NL__2P/MPH/PRODUCT_ERR=0
- Valid point profile: GOM_NL__2P/NL_LOCAL_SPECIES_DENSITY/pcd(0)=0

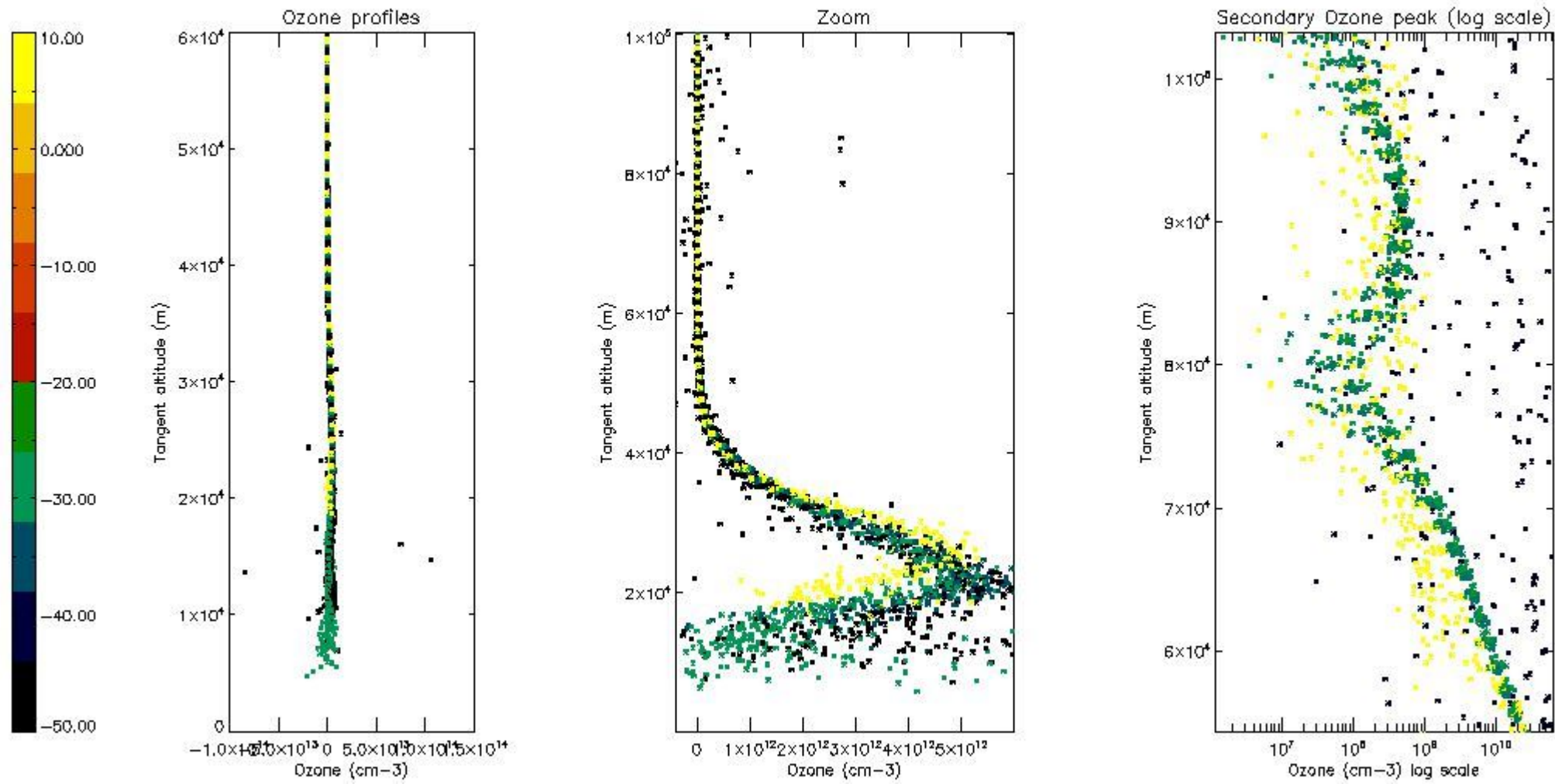
So, the table below shows the percentage of dark limb and valid observations for each criteria with respect to the overall valid daily observations.

Criteria	% of total production
All STD	28
STD < 20	13

STD < 10	9
STD < 5	3

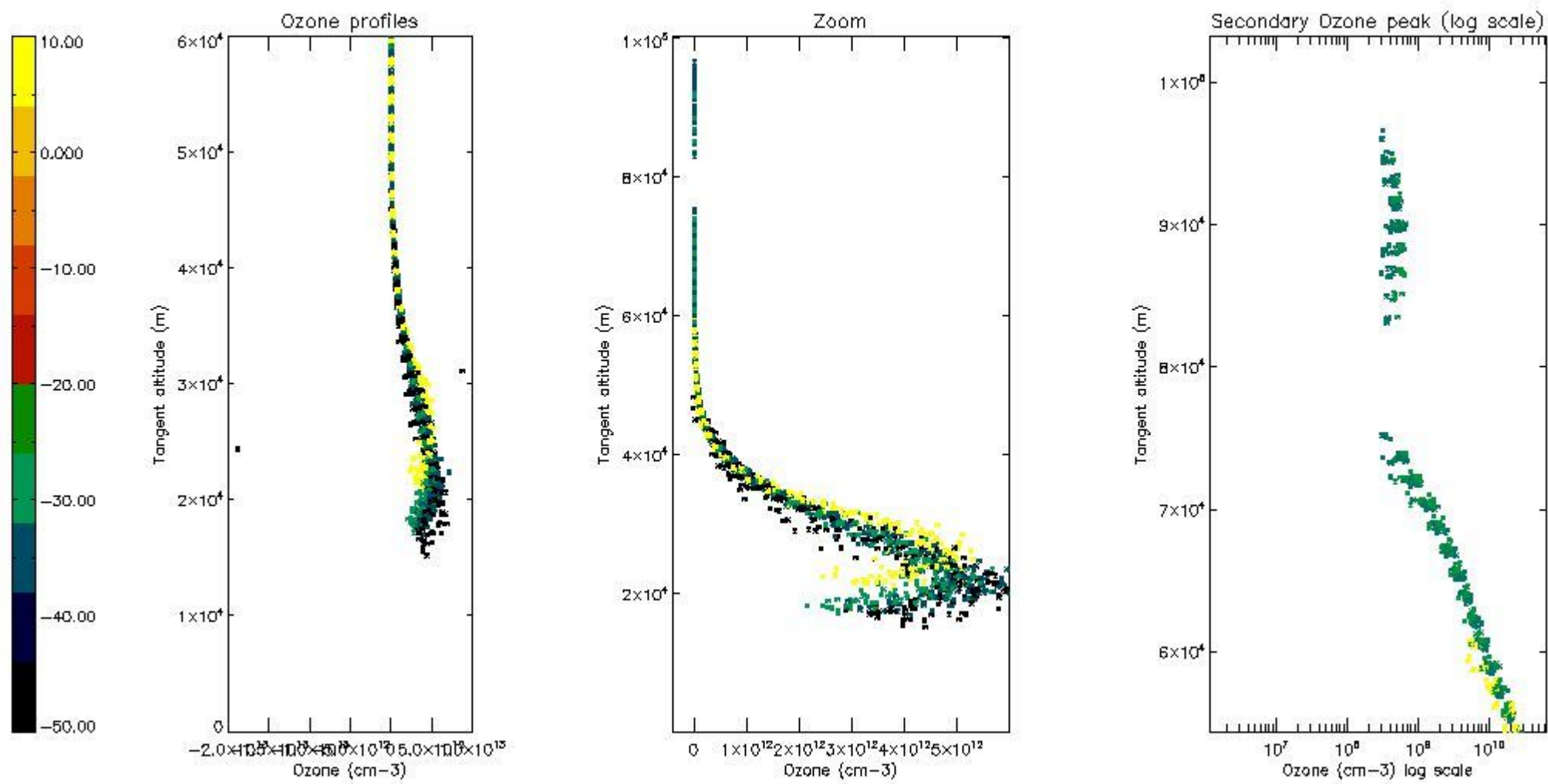
5.2 Plot ozone profiles for all STD (dark without errors)

The colorbar represents the latitude.



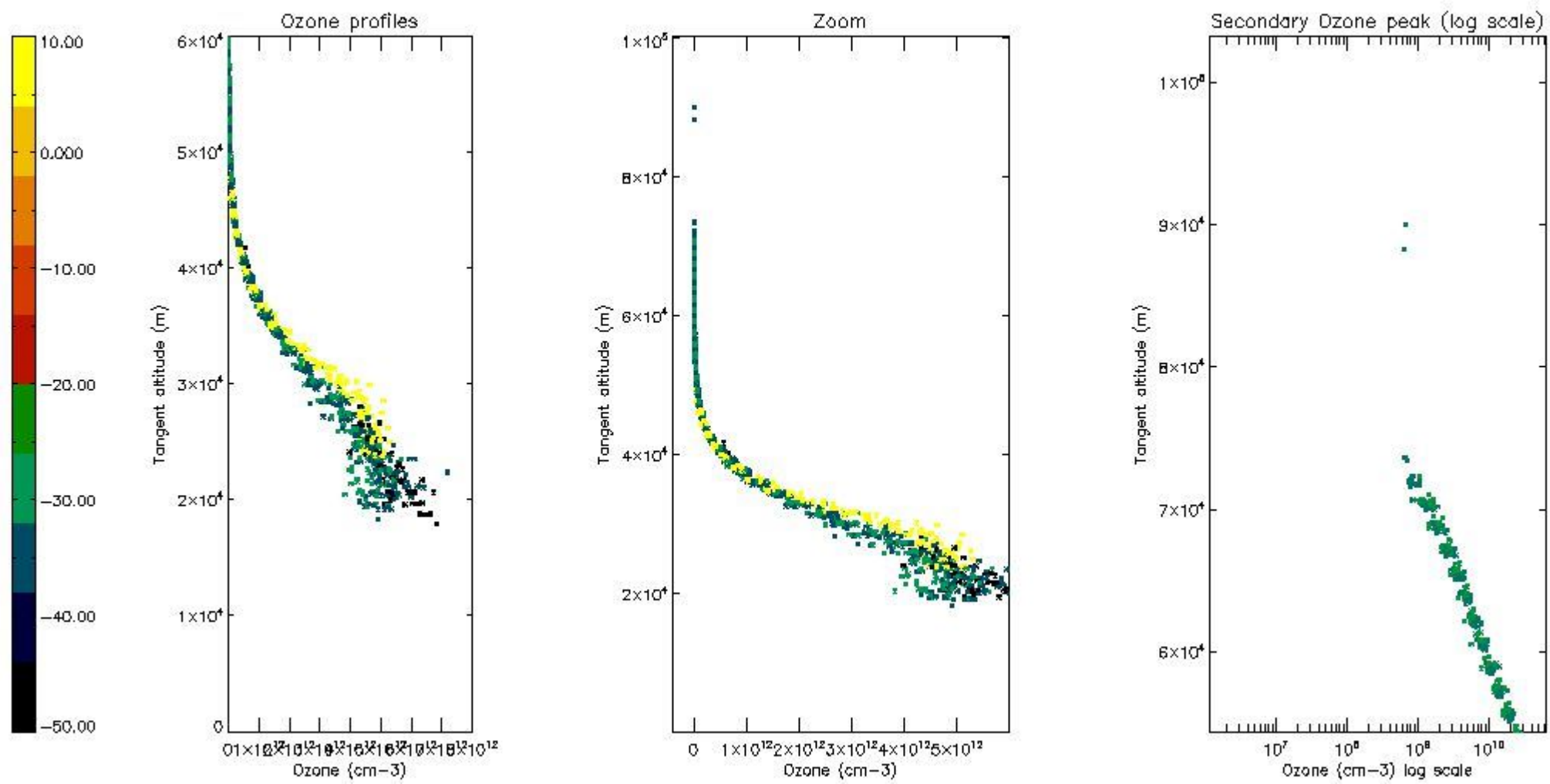
5.3 Plot ozone profiles where STD < 20% (dark without errors)

The colorbar represents the latitude.



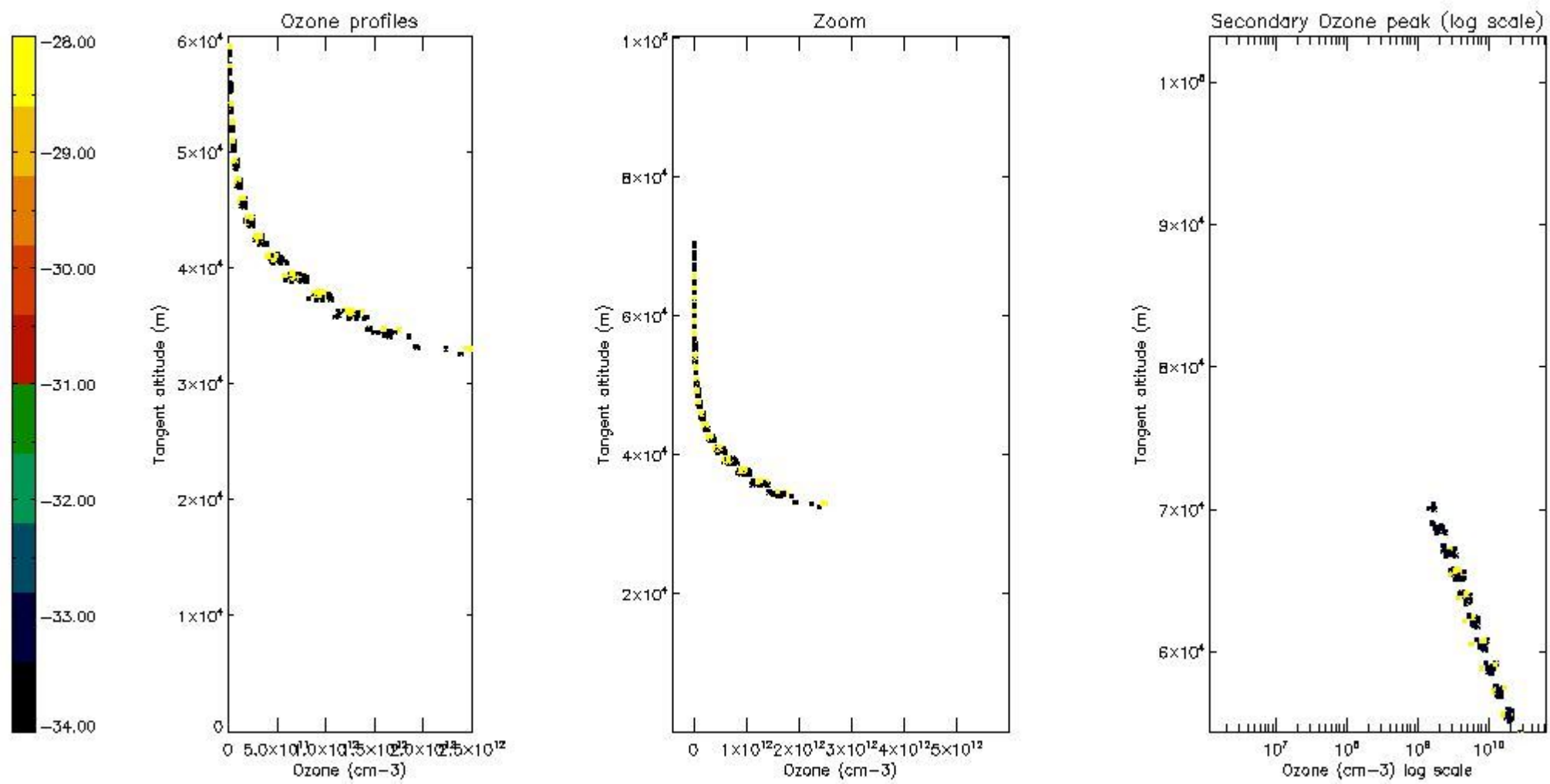
5.4 Plot ozone profiles where STD < 10% (dark without errors)

The colorbar represents the latitude.



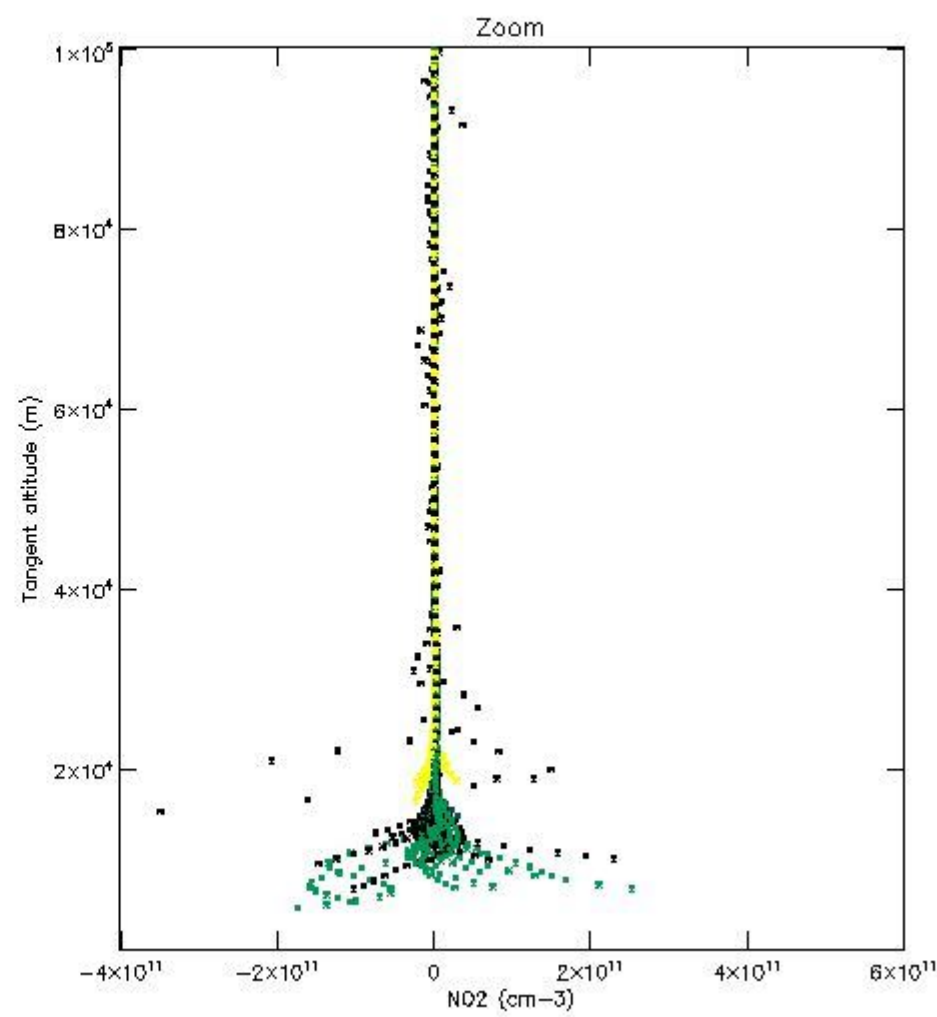
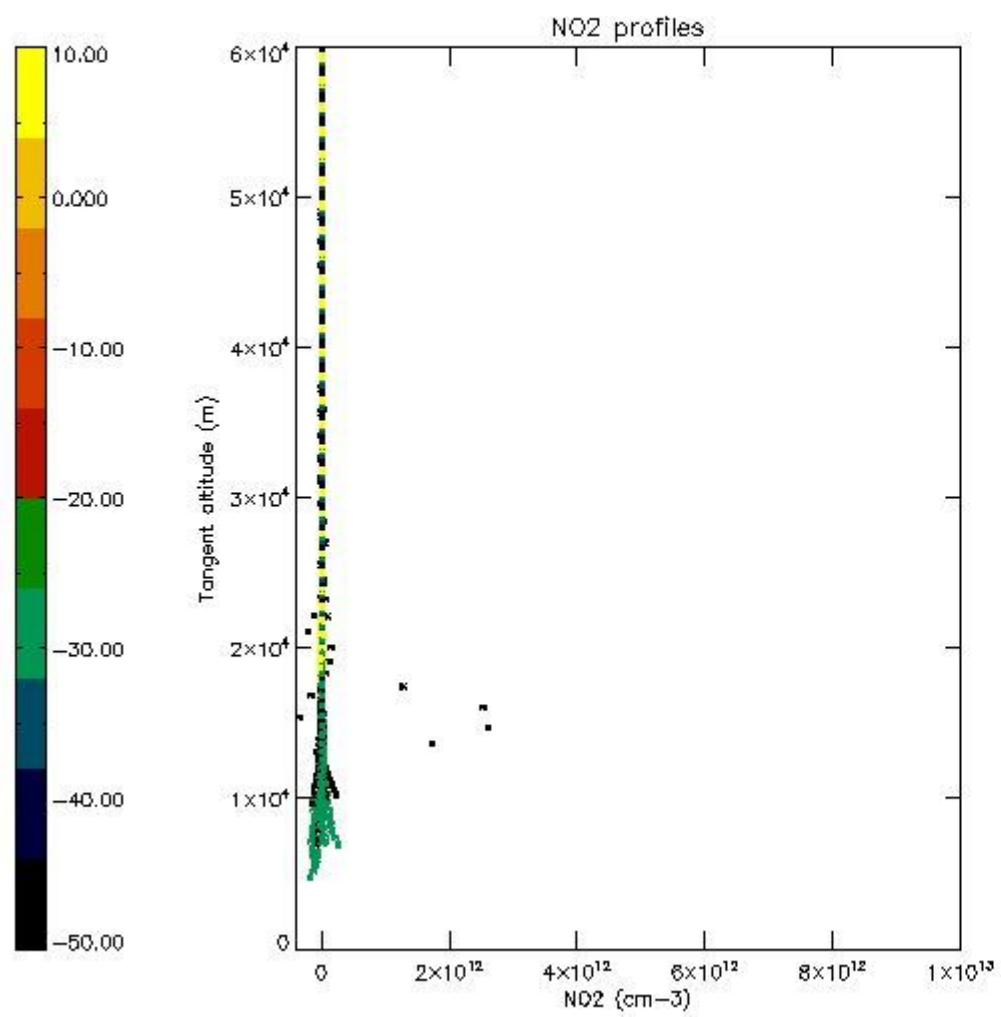
5.5 Plot ozone profiles where STD < 5% (dark without errors)

The colorbar represents the latitude.



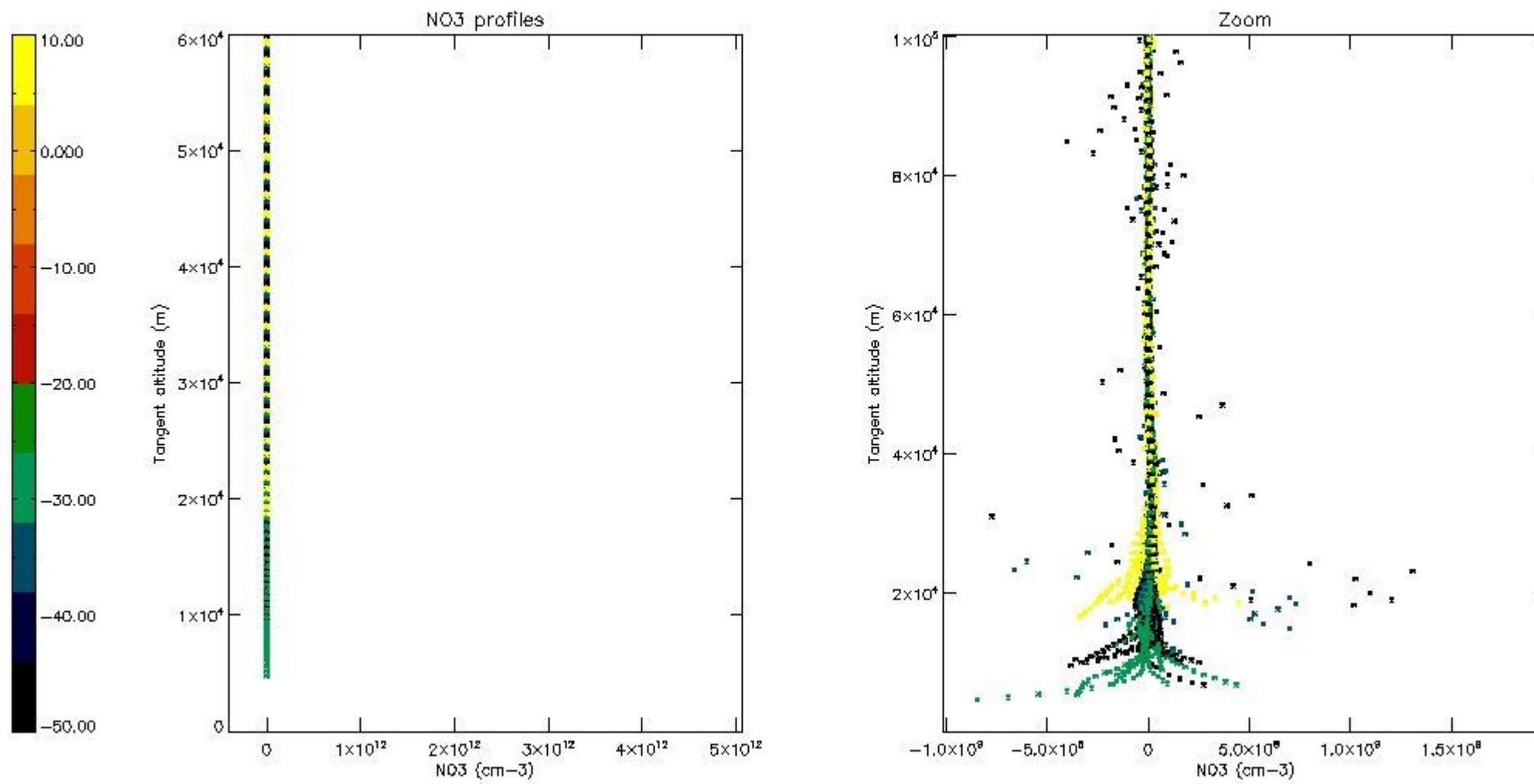
5.6 Plot NO₂ profiles for all STD (dark without errors)

The colorbar represents the latitude.



5.7 Plot NO3 profiles for all STD (dark without errors)

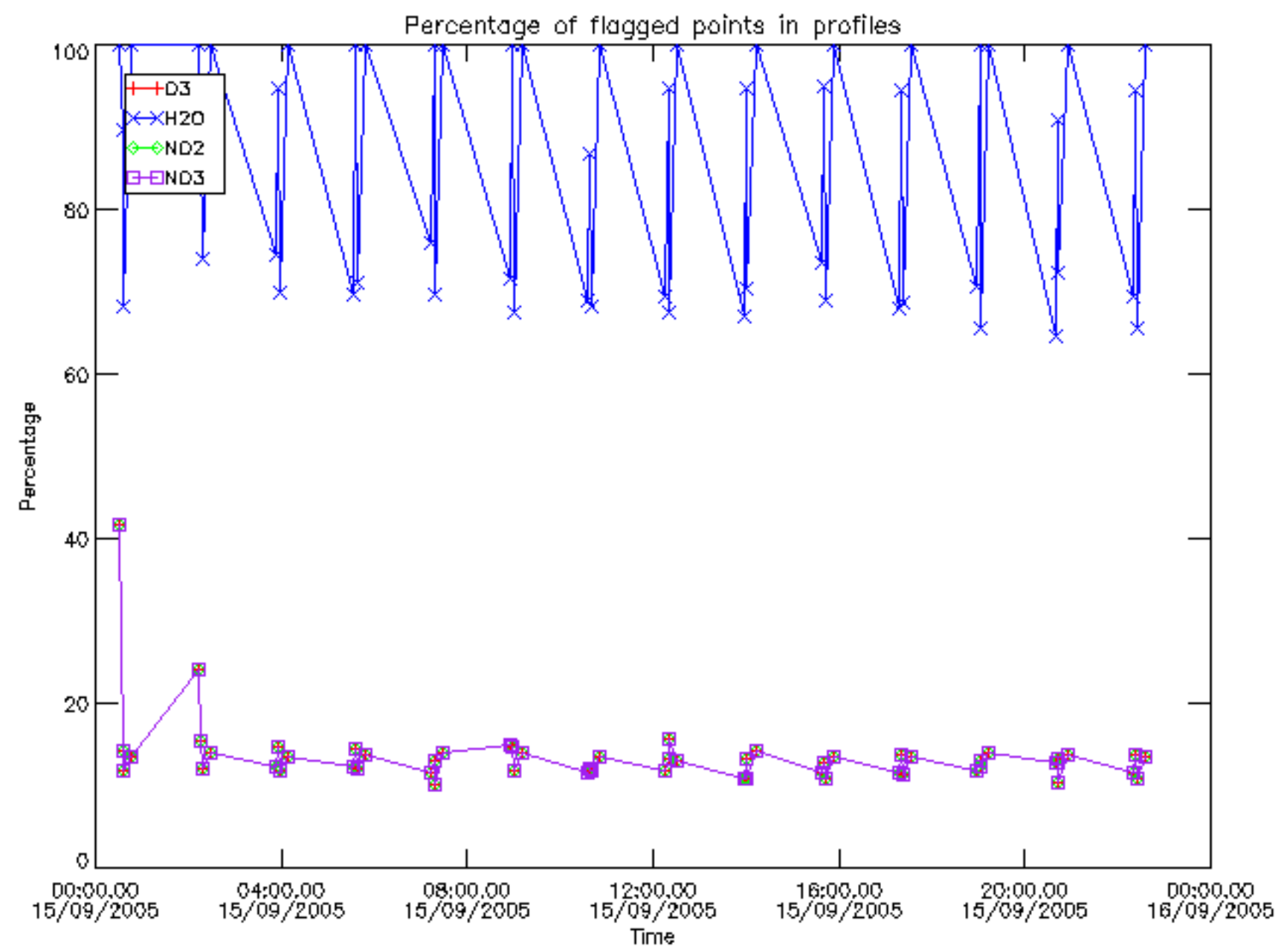
The colorbar represents the latitude.



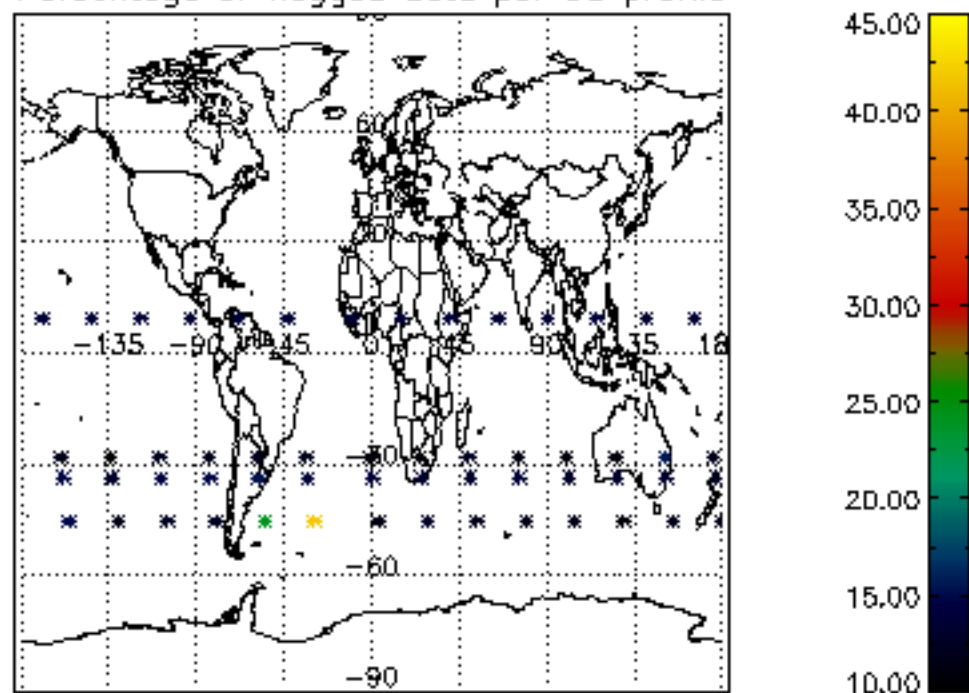
6. Auxiliary Data Files used for the production reported in section 2

The number reported in the third column indicates since which file (see list in section 2) the corresponding auxiliary file has been used. The fourth column is the date of those product files.

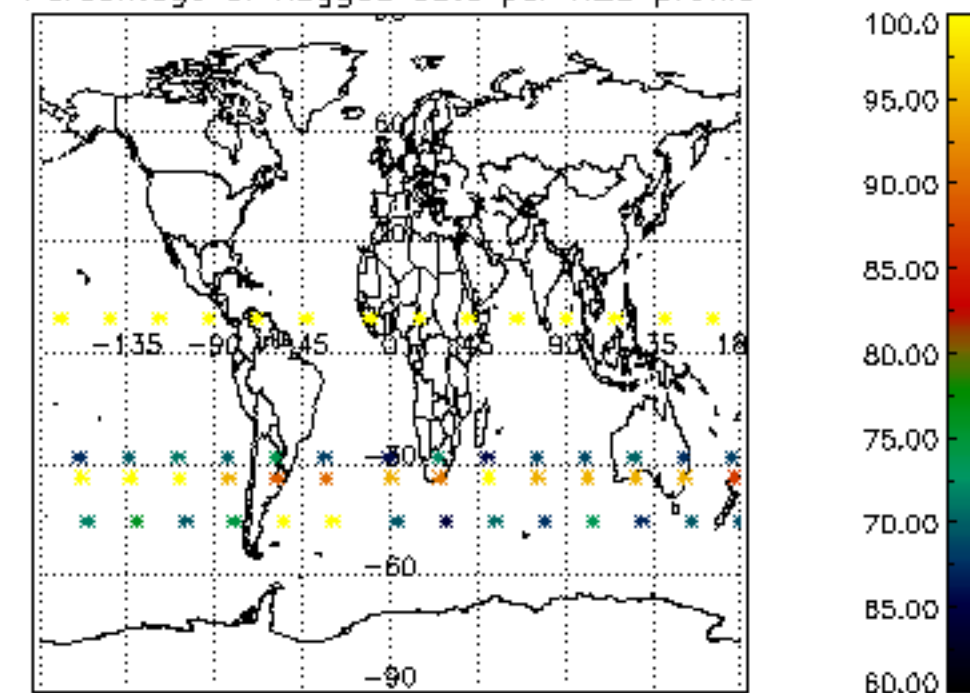
Type	Auxiliary Filename	Used since product	Used since product date
INST_PHYS_CHARACTERISTICS	GOM_INS_AXVIEC20091111_143220_20030716_120000_20500101_000000	1	15-SEP-2005 00:01:38
LEVEL-2_PROC_CONFIG	GOM_PR2_AXVIEC20091111_152718_20020301_000000_20500101_000000	1	15-SEP-2005 00:01:38
CROSS_SECTIONS_FILE	GOM_CRS_AXVIEC20091111_154832_20020301_000000_20500101_000000	1	15-SEP-2005 00:01:38



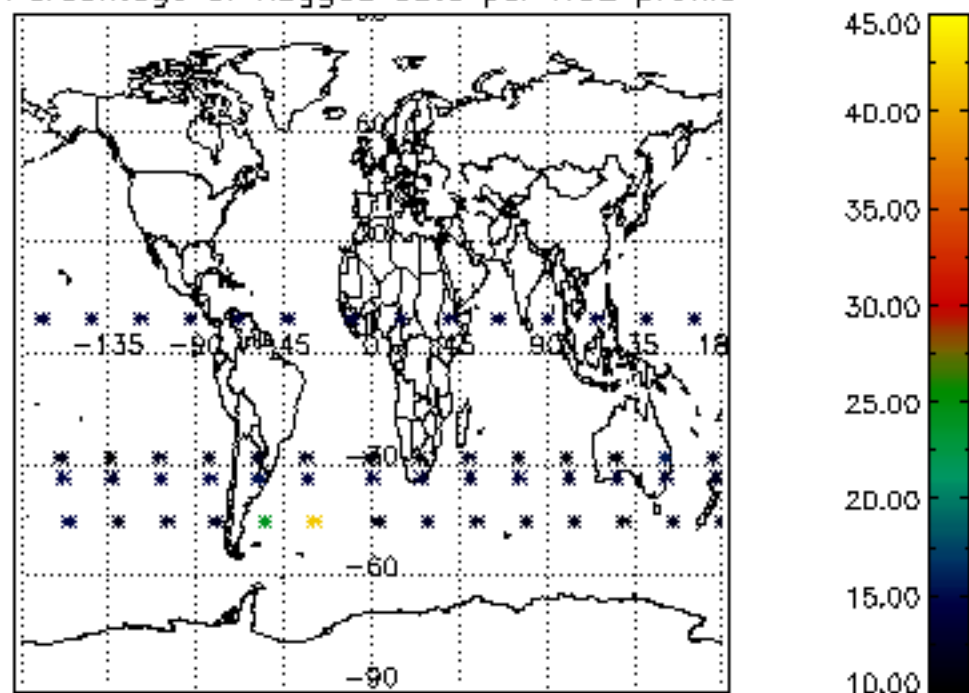
Percentage of flagged data per D3 profile



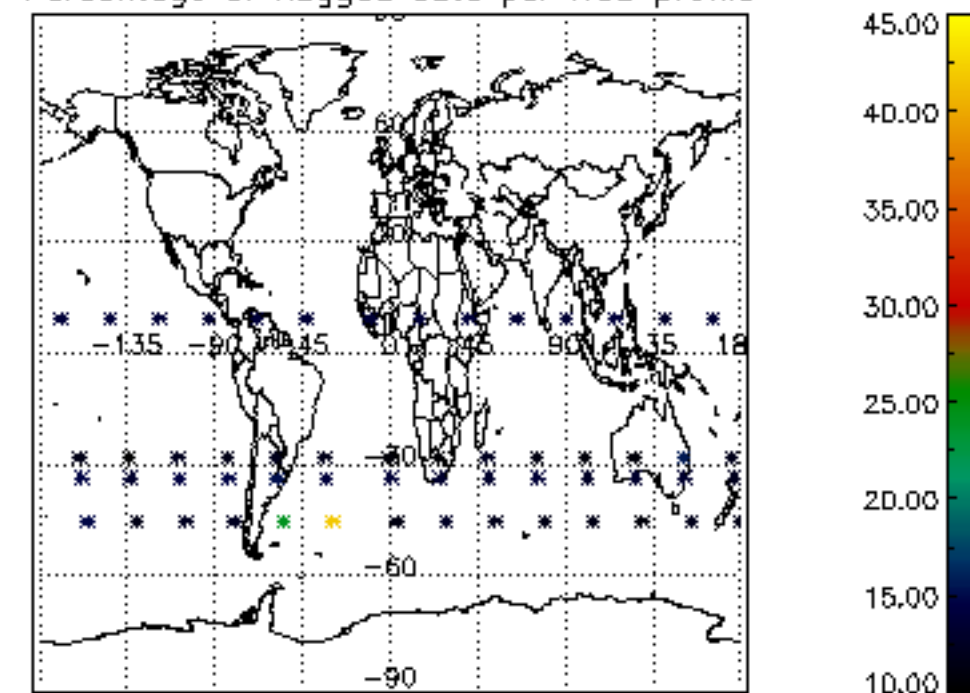
Percentage of flagged data per H2O profile

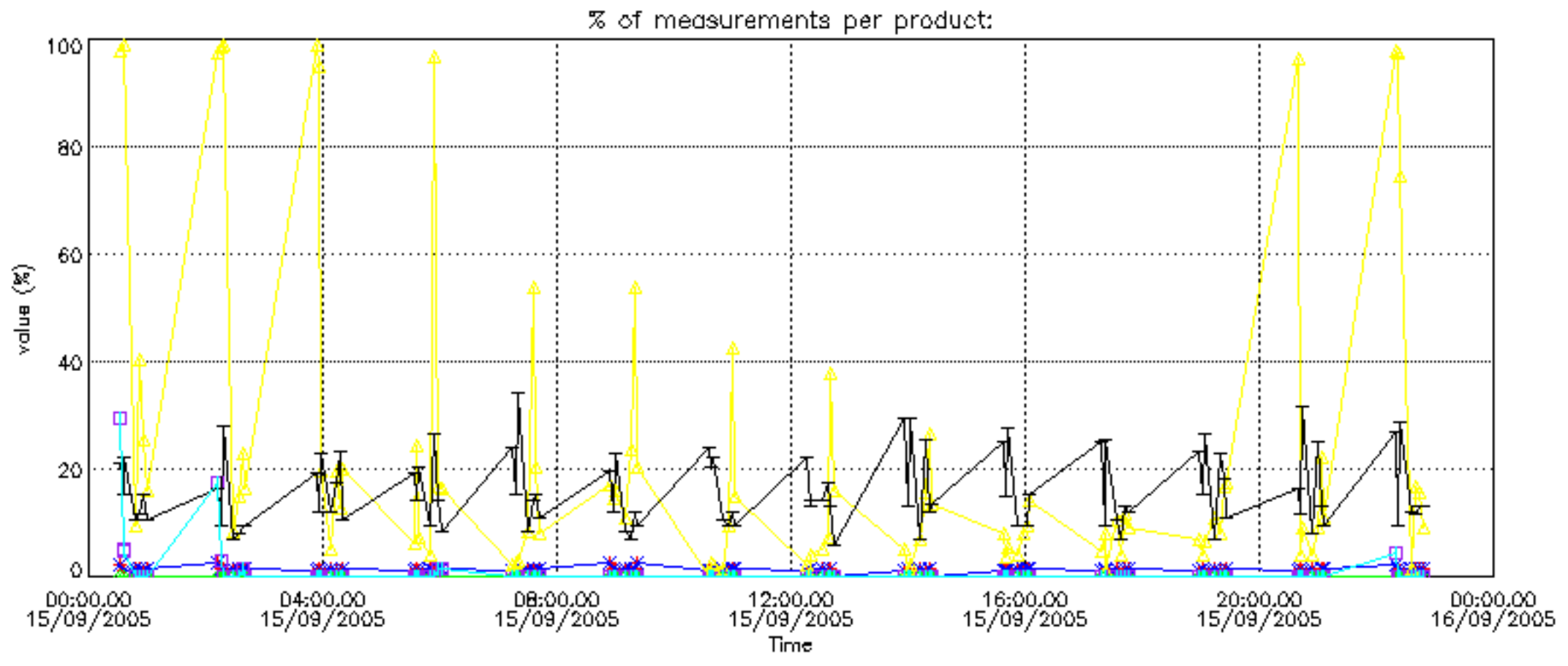


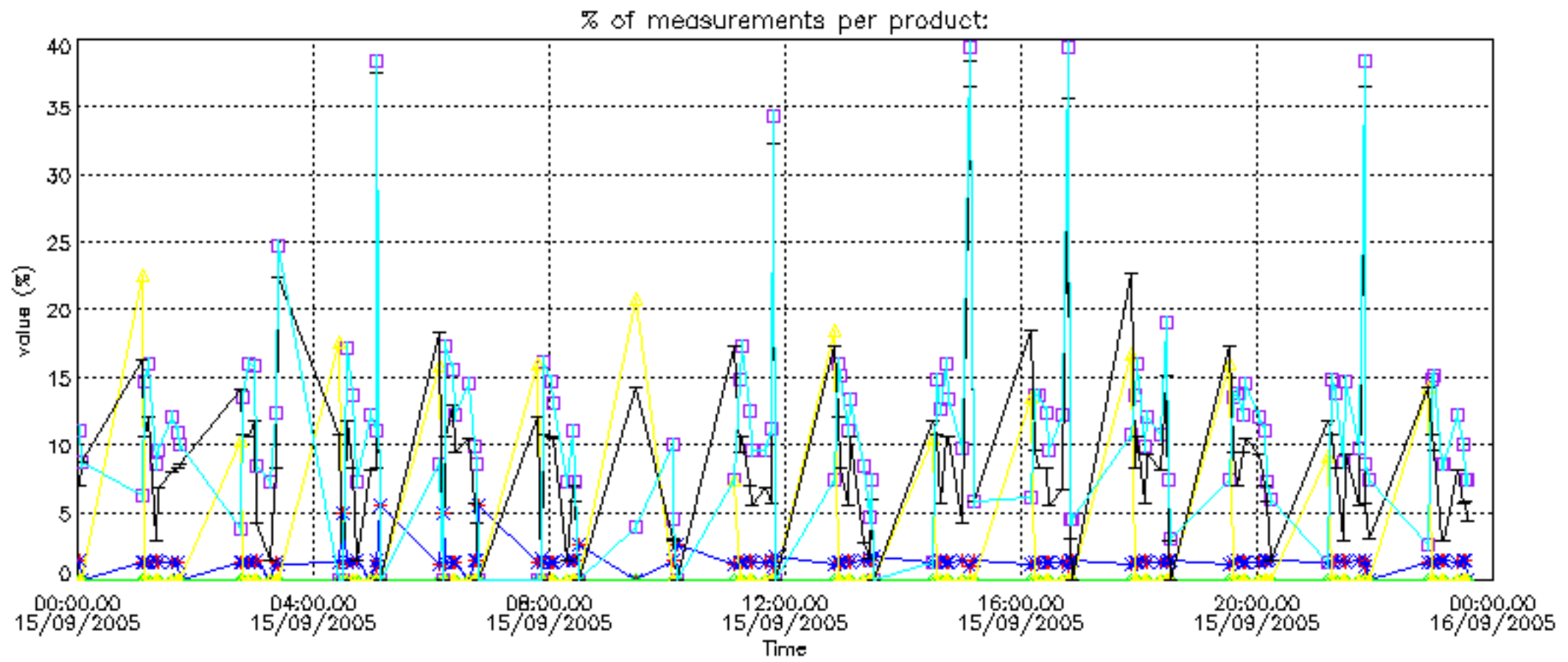
Percentage of flagged data per NO2 profile



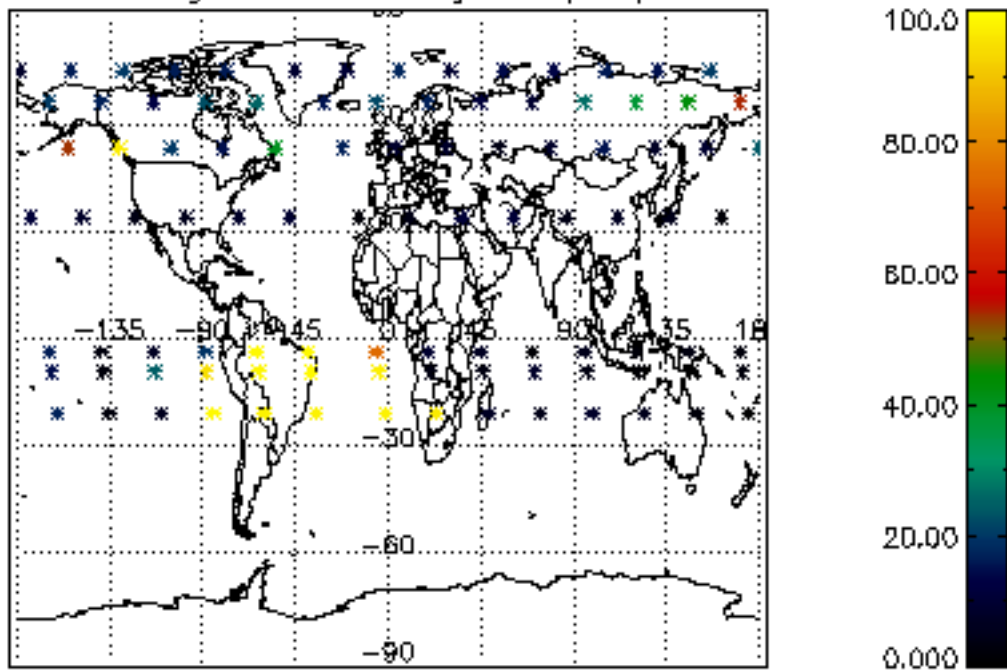
Percentage of flagged data per NO3 profile



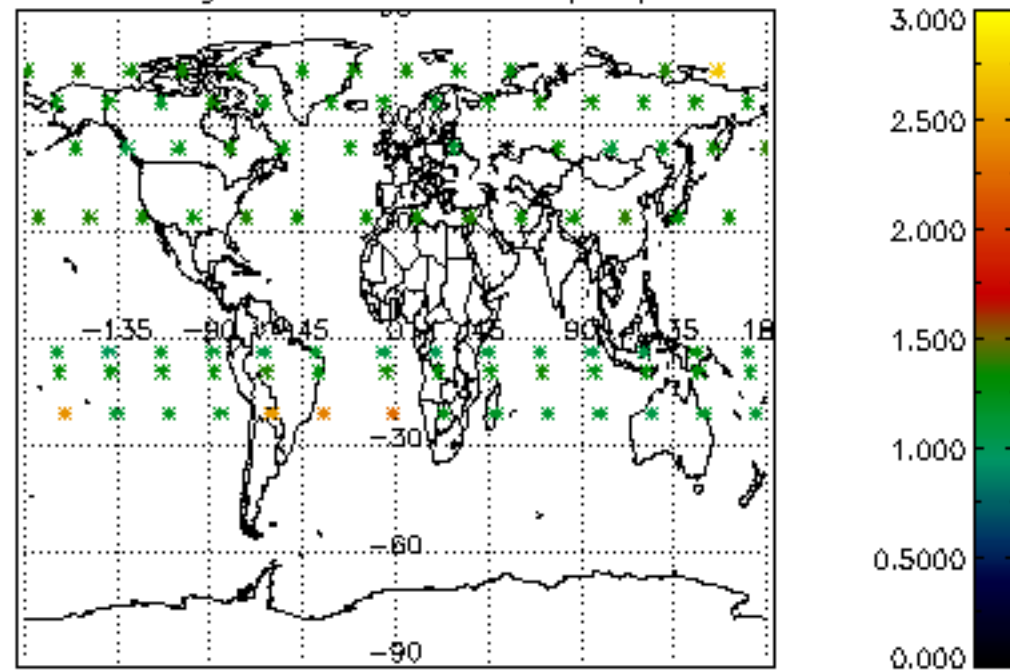




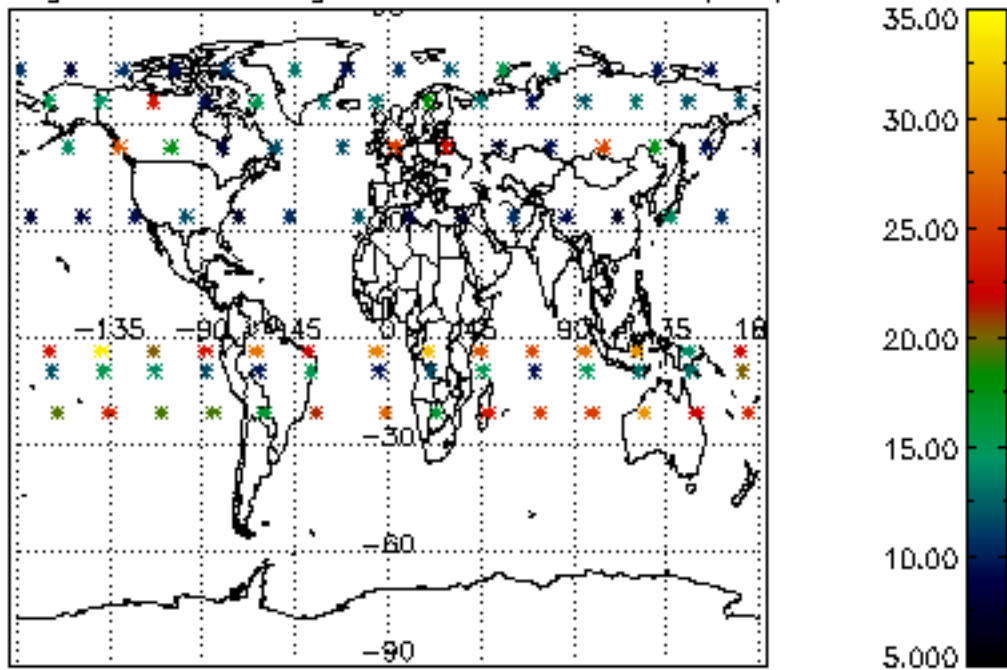
Percentage of cosmic ray hits per profile



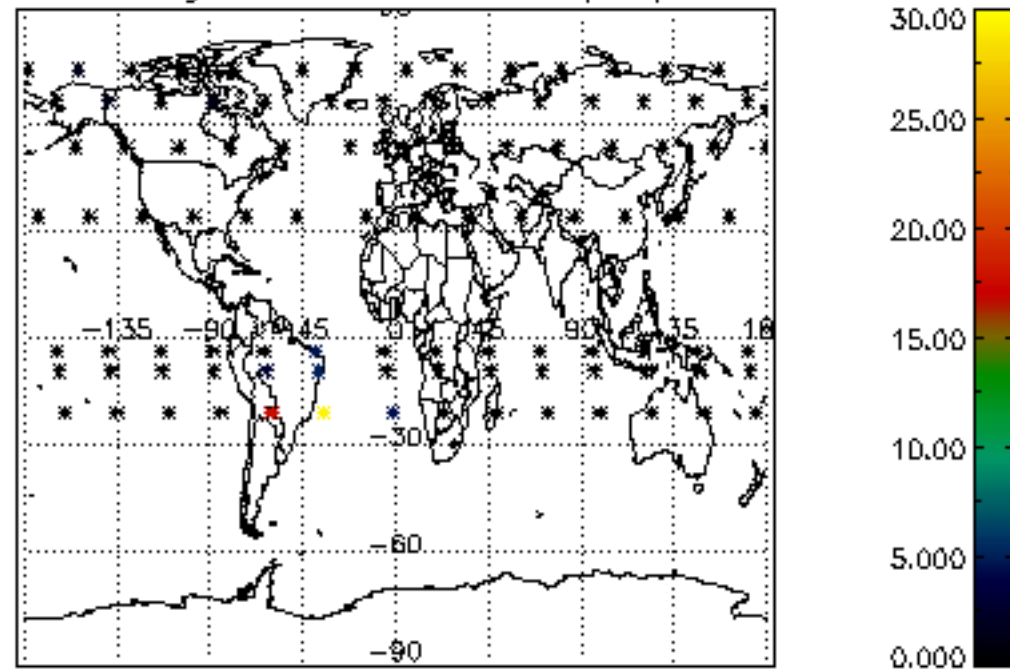
Percentage of datation errors per profile



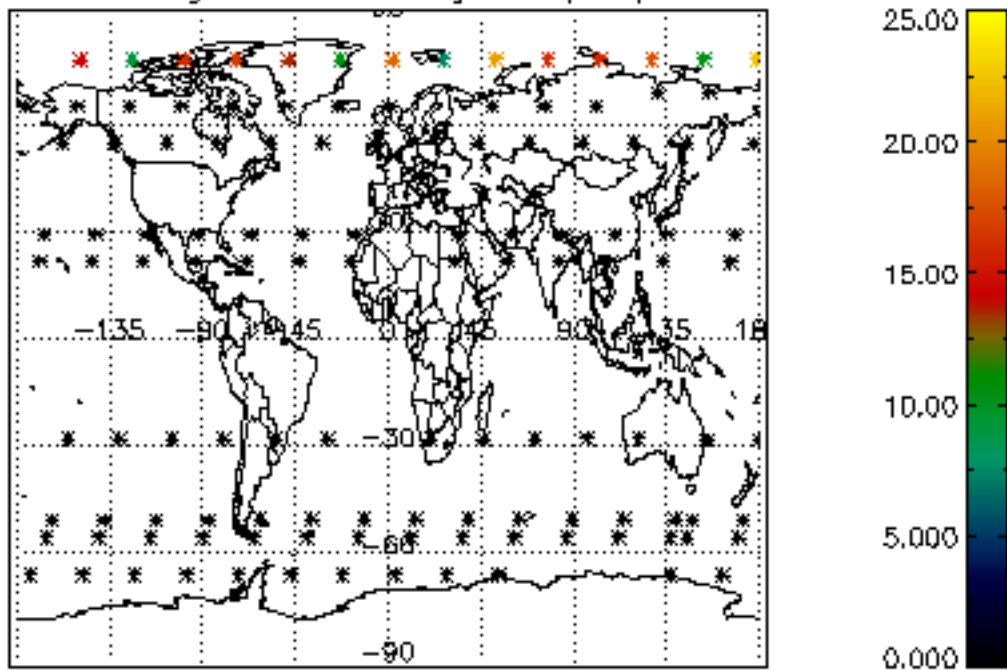
Percentage of star falling outside central band per profile



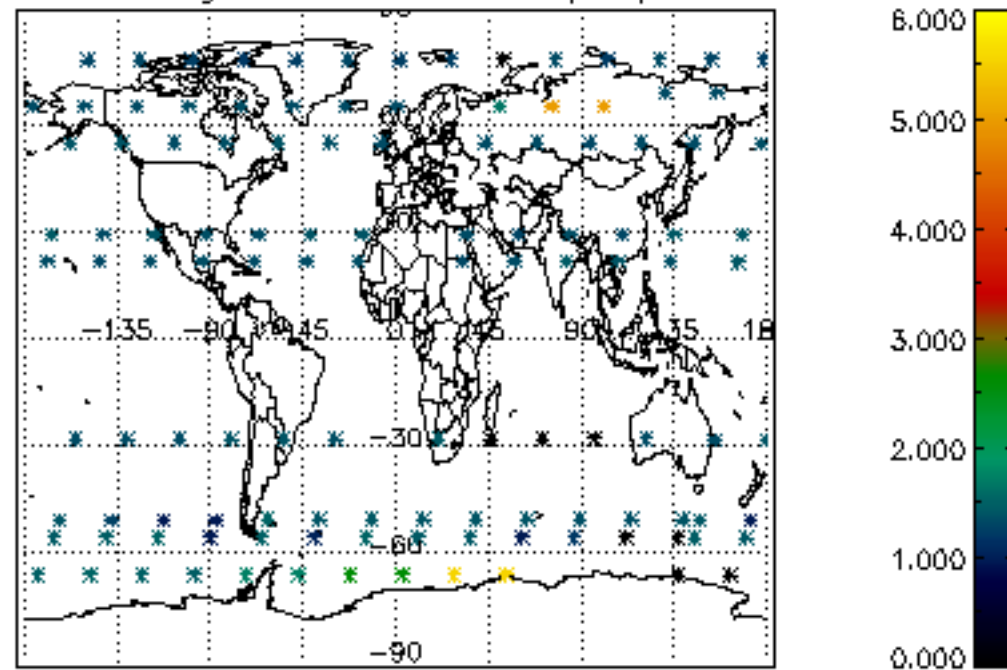
Percentage of saturation errors per profile



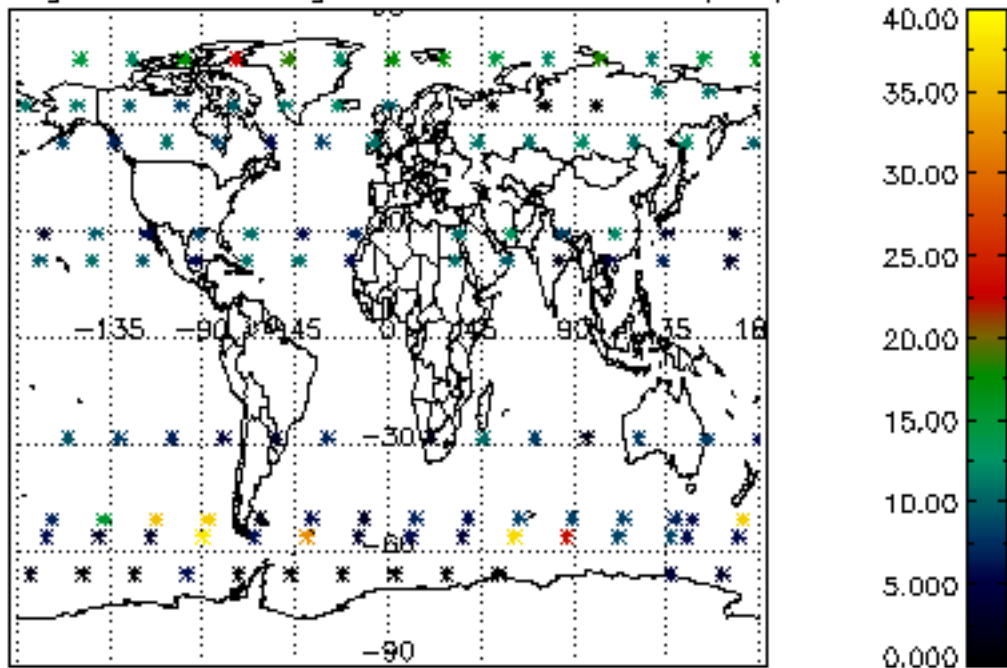
Percentage of cosmic ray hits per profile



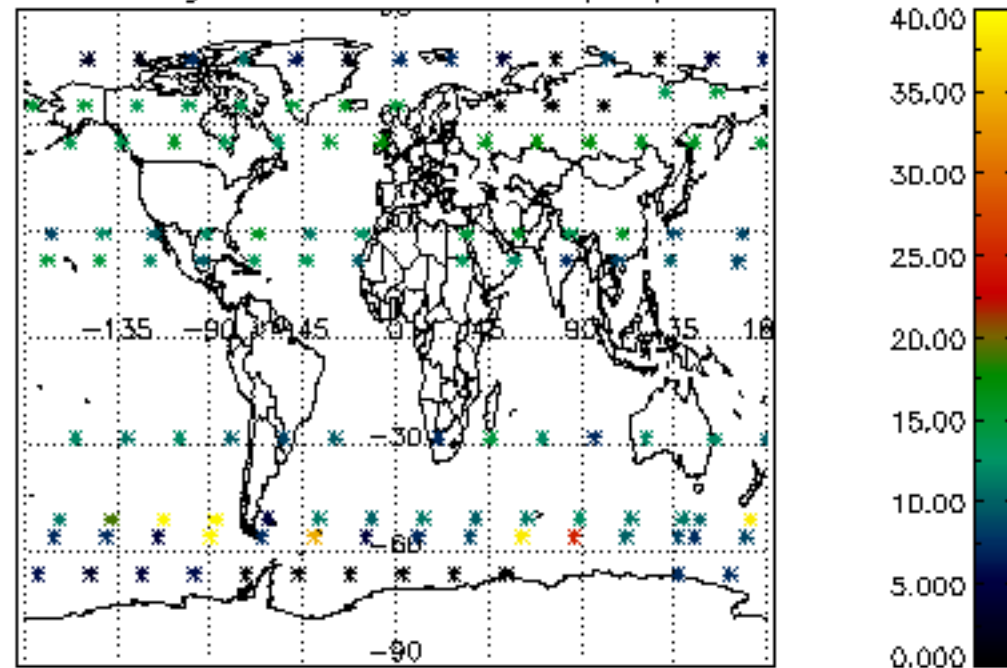
Percentage of datation errors per profile

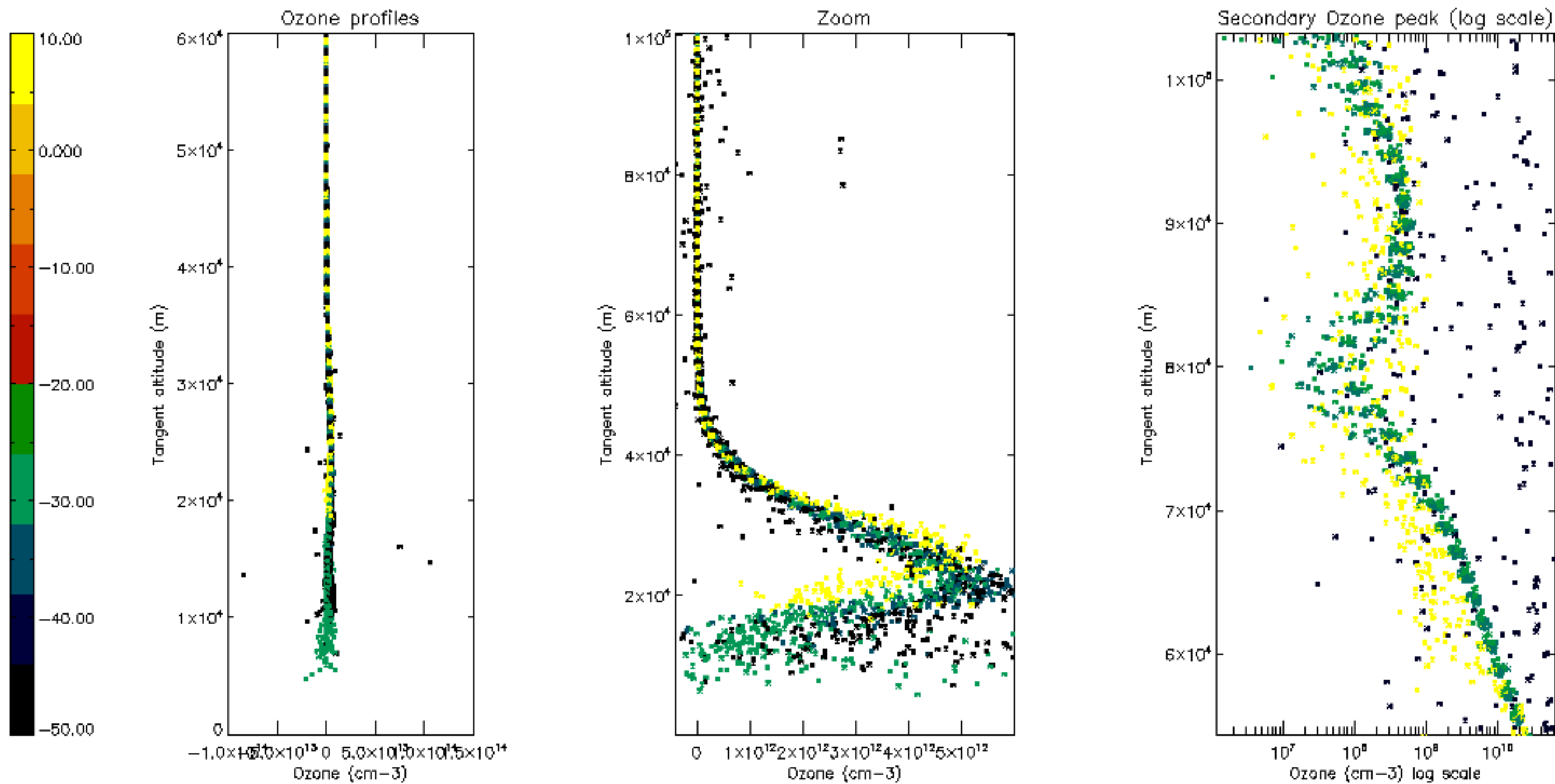


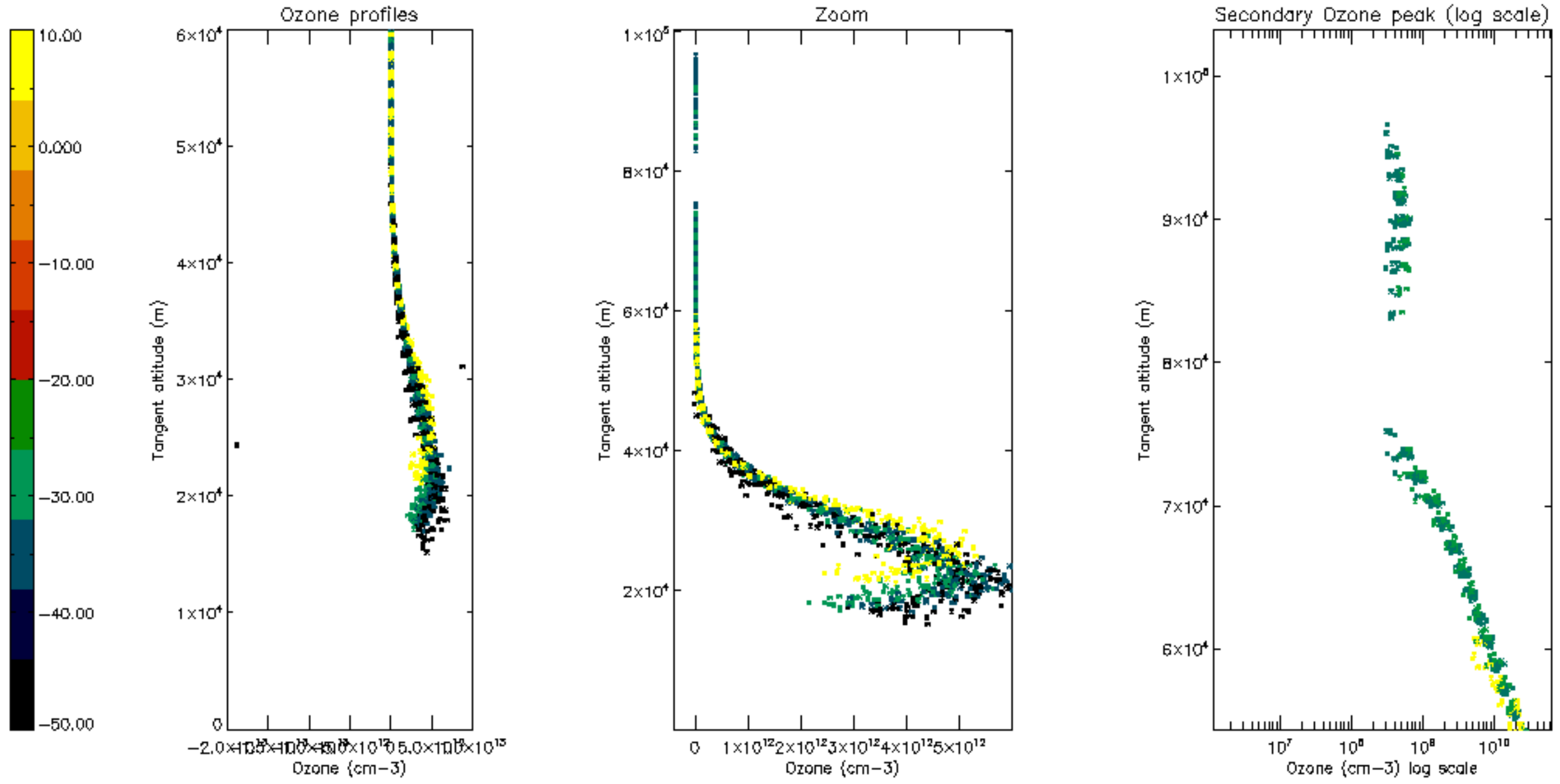
Percentage of star falling outside central band per profile

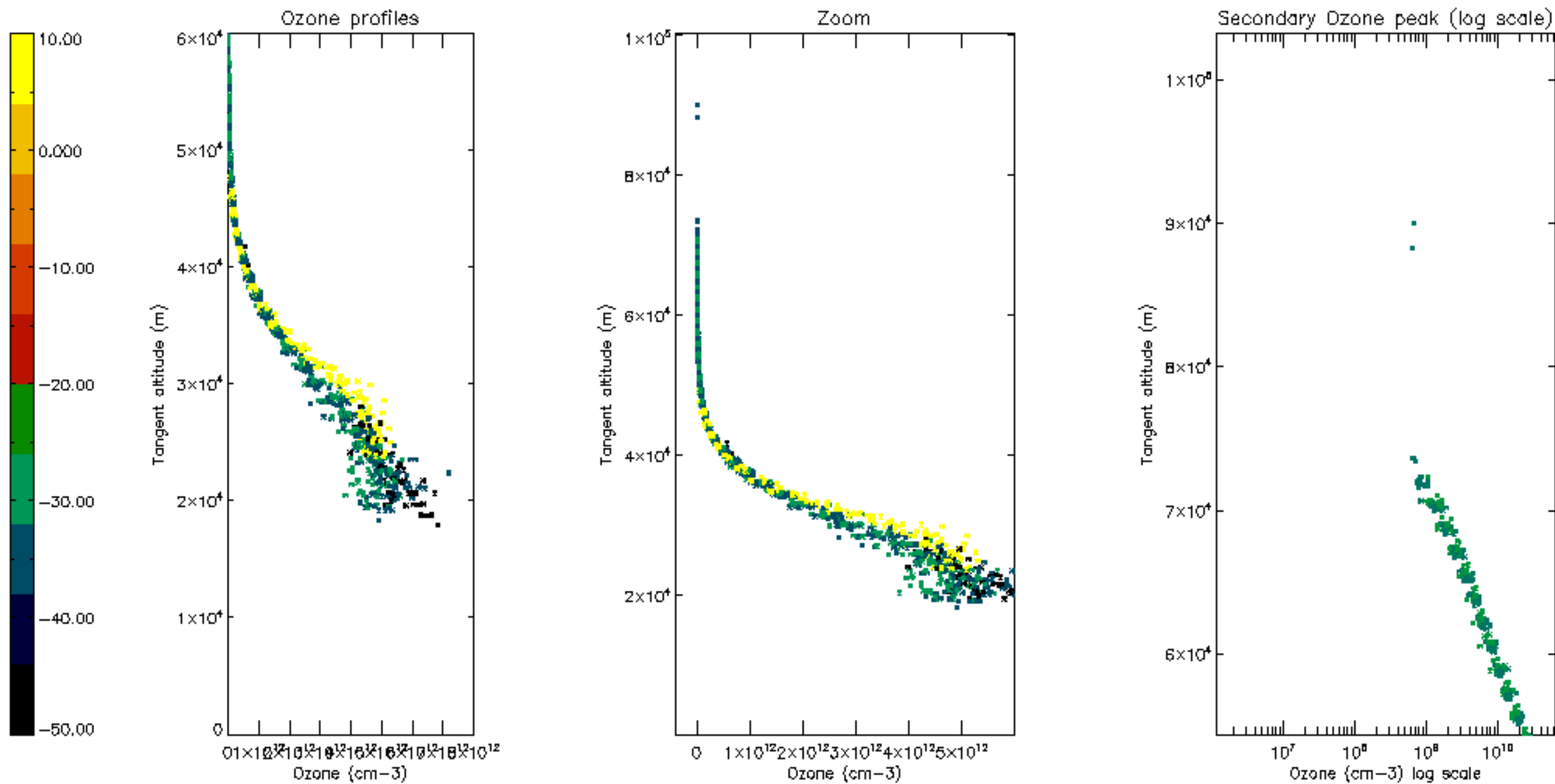


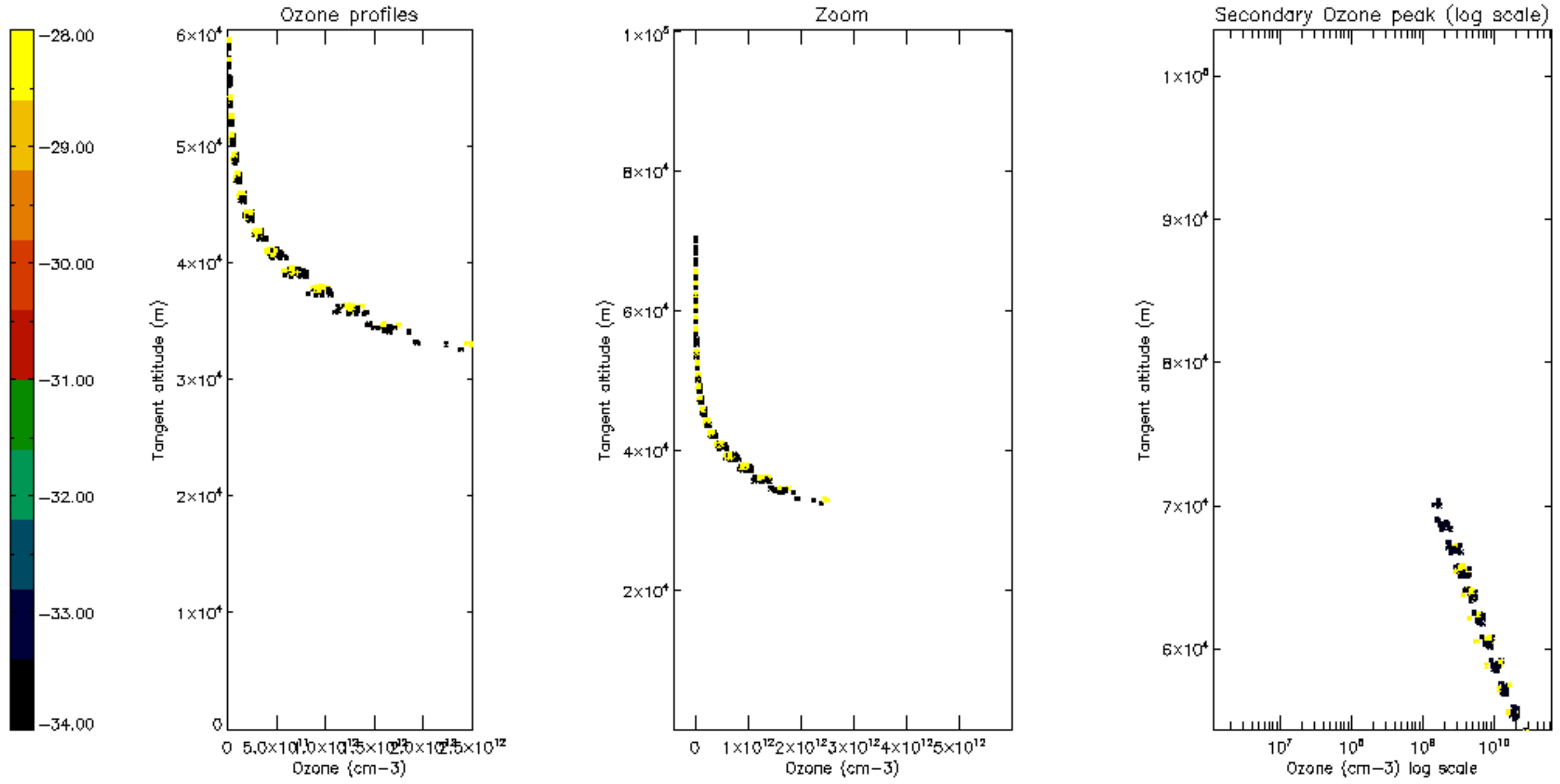
Percentage of saturation errors per profile

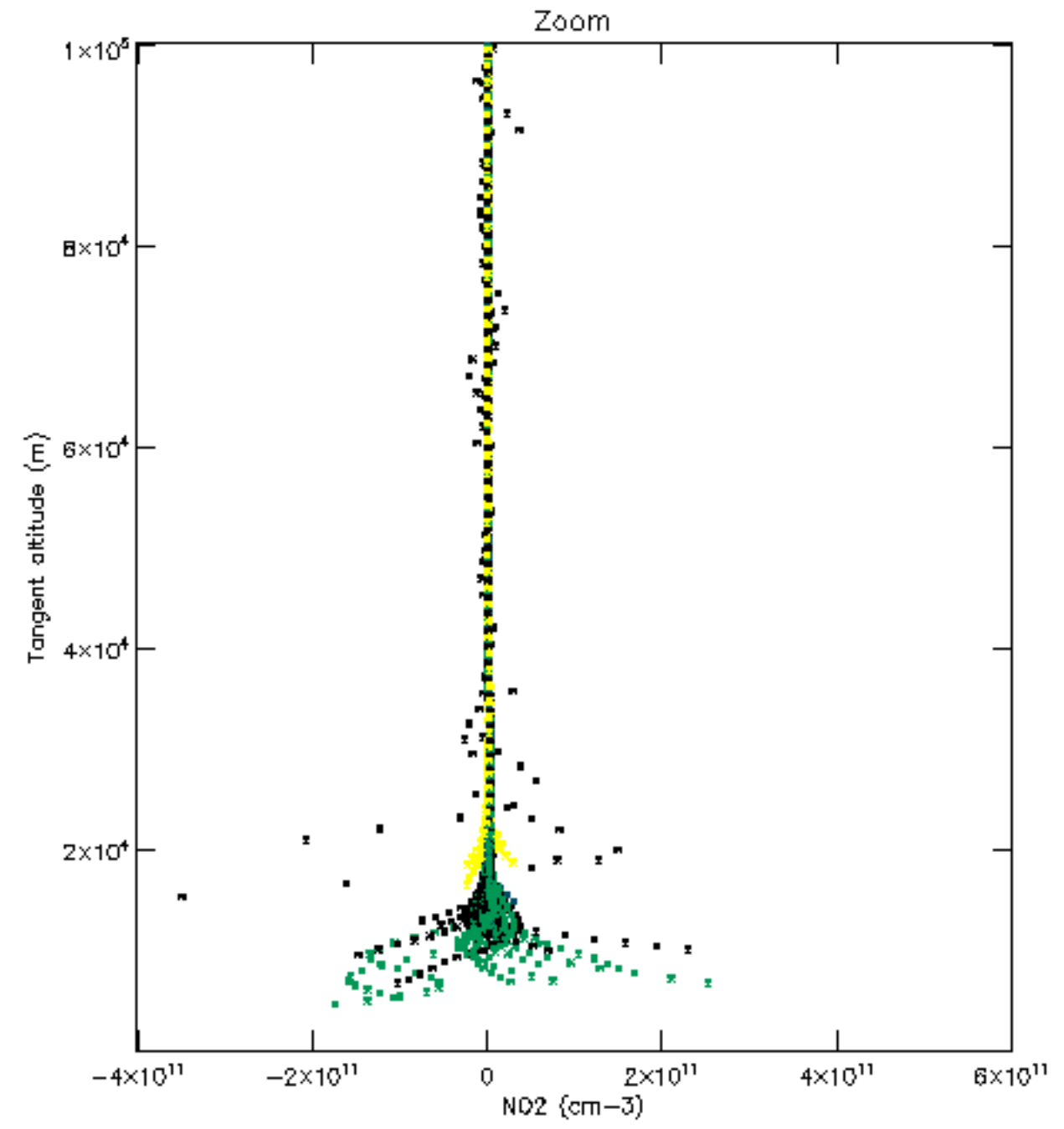
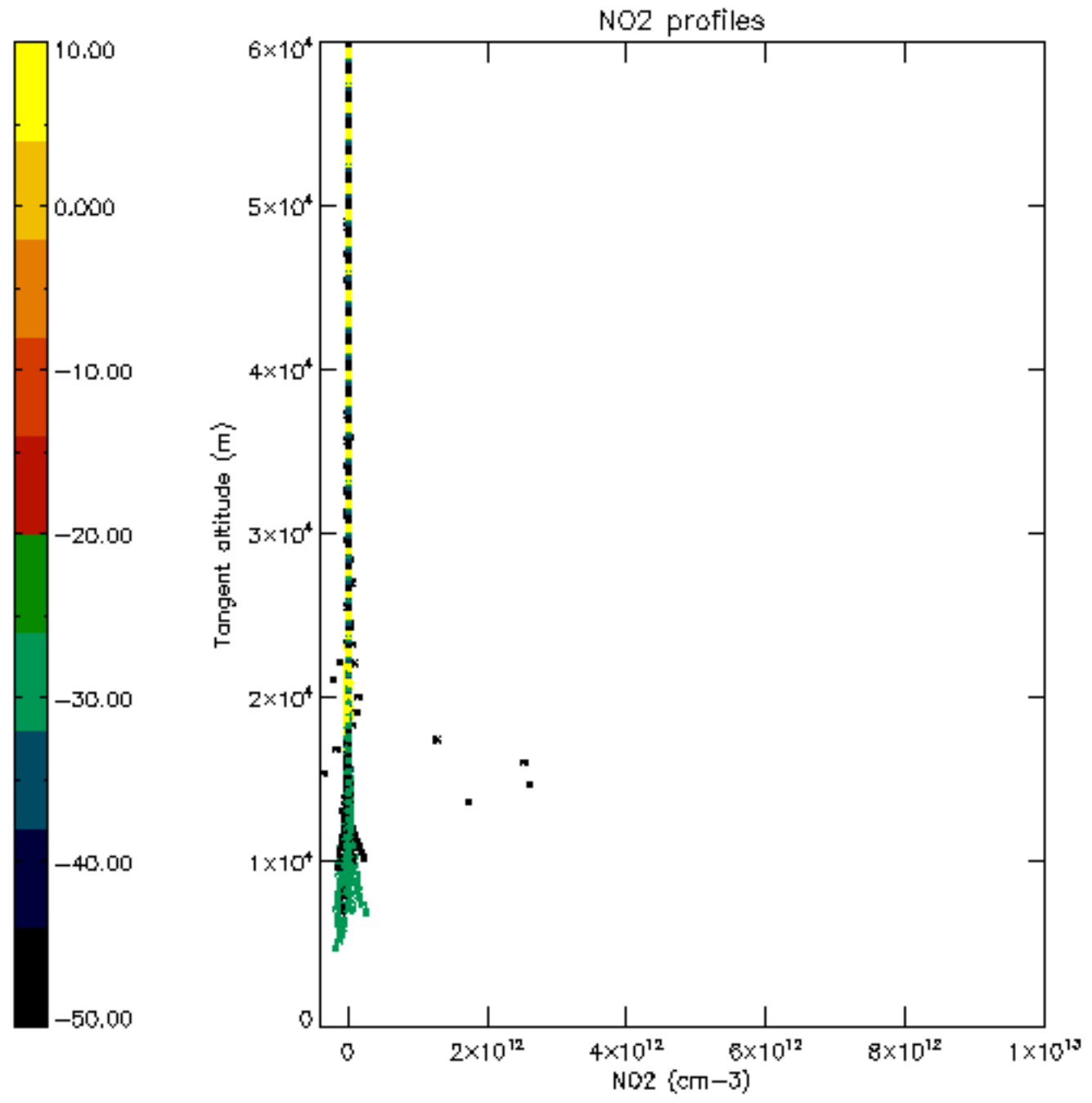


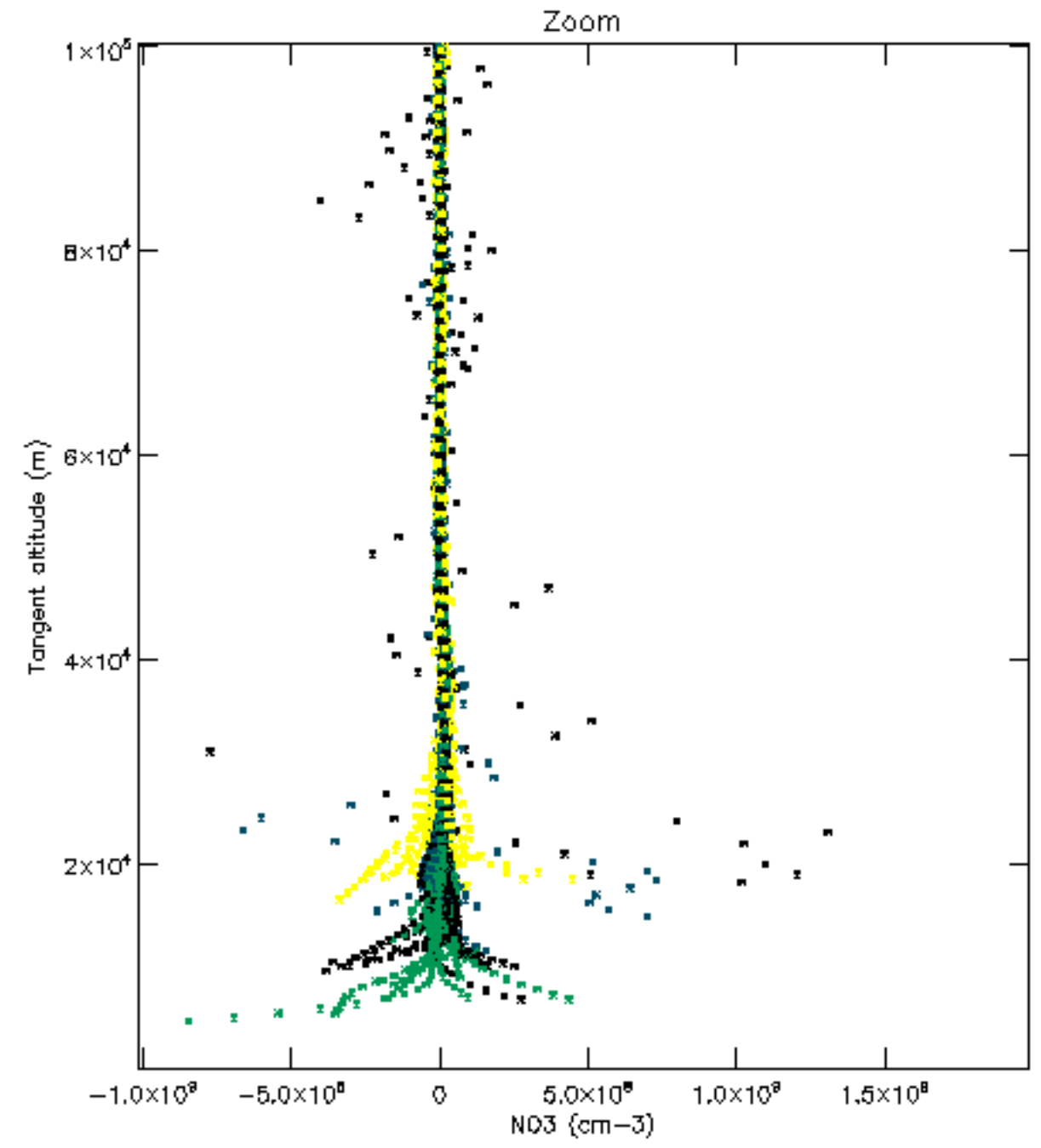
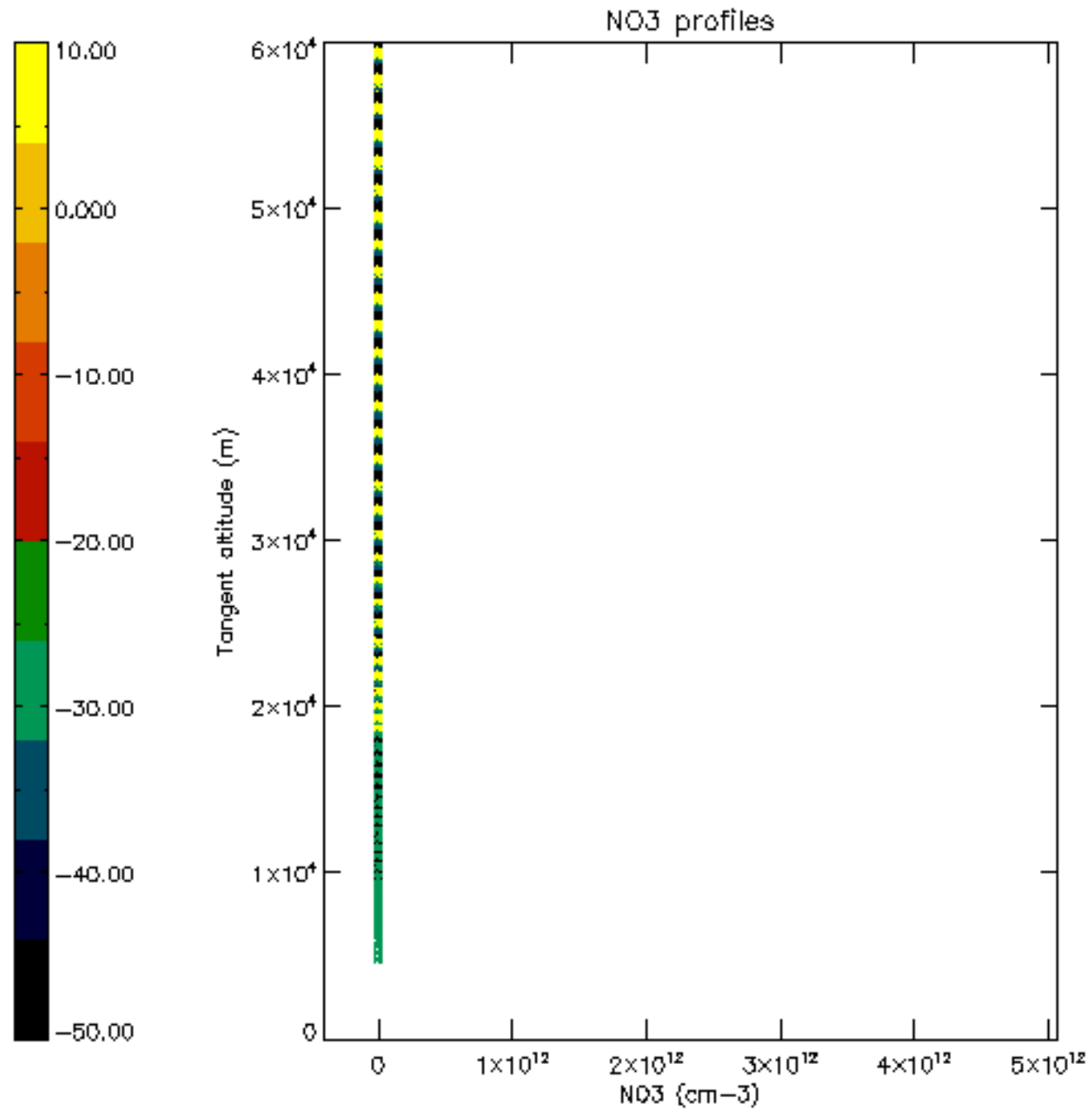


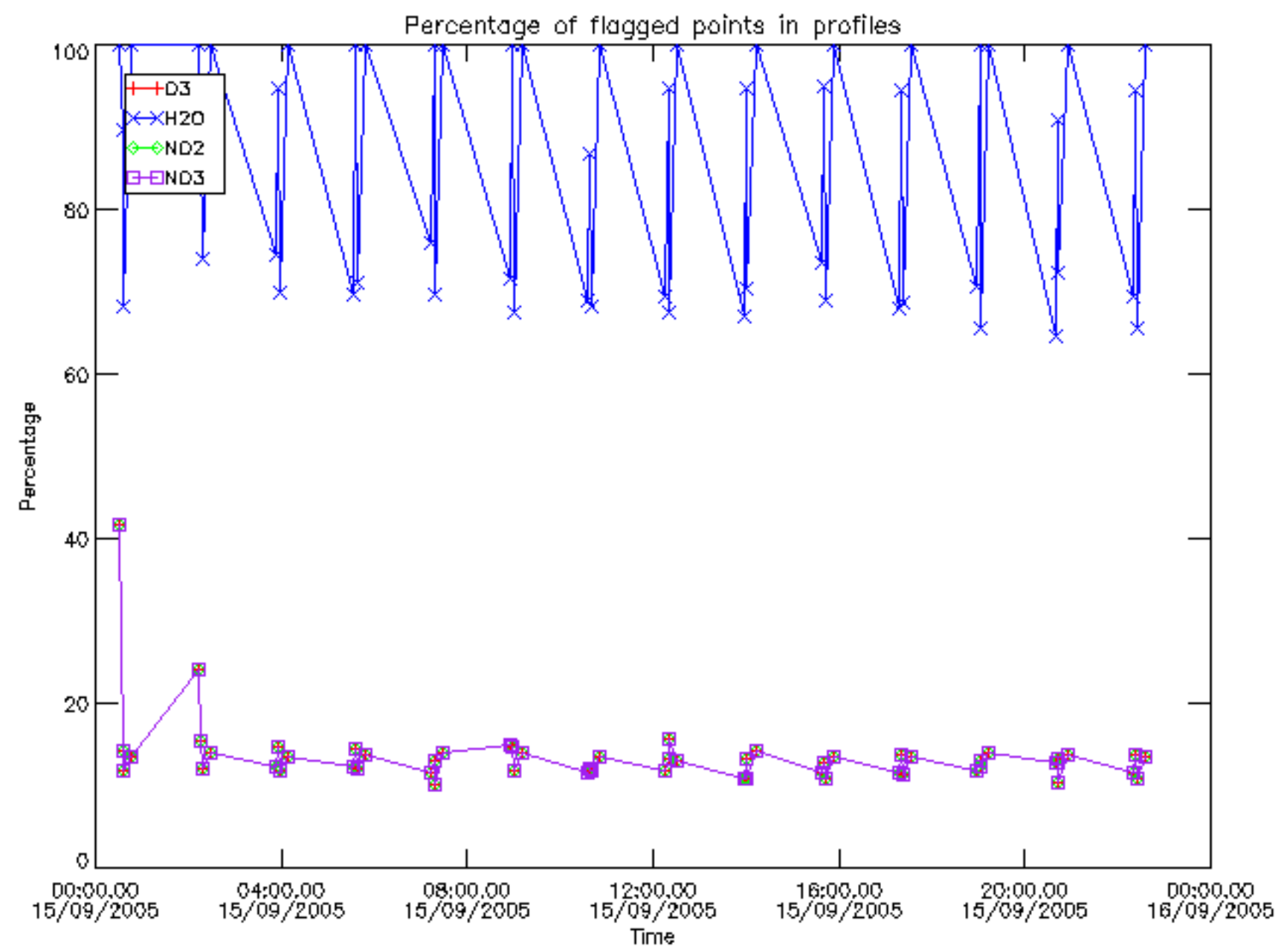




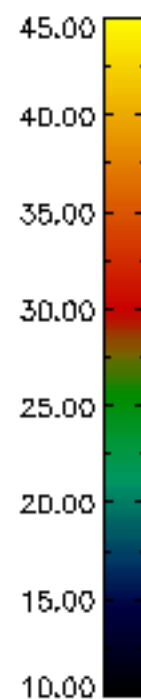
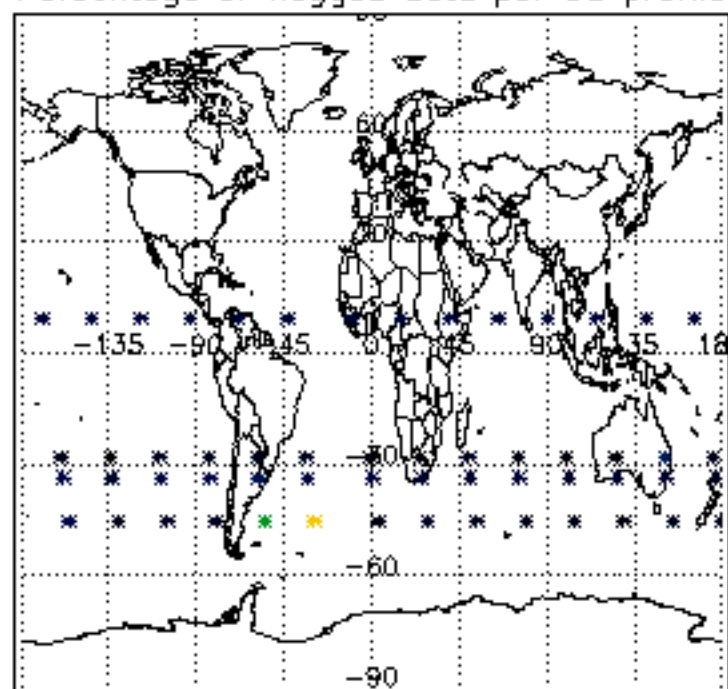




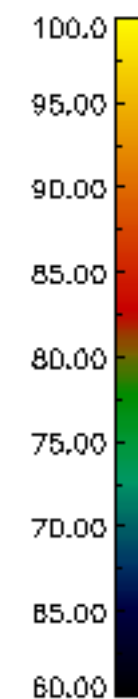
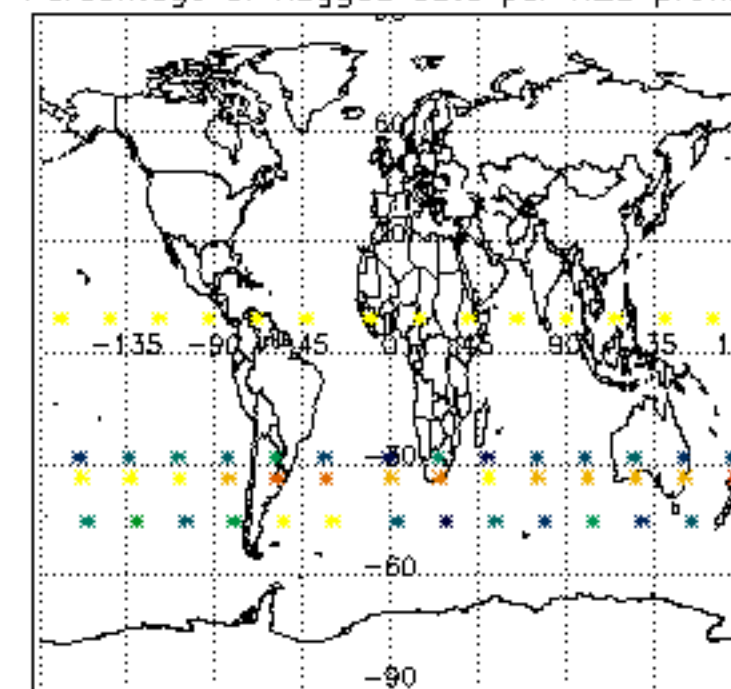




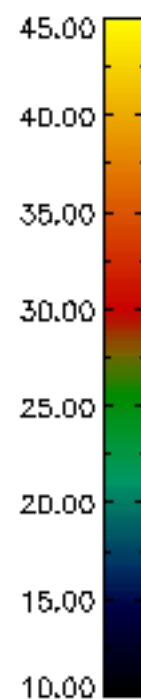
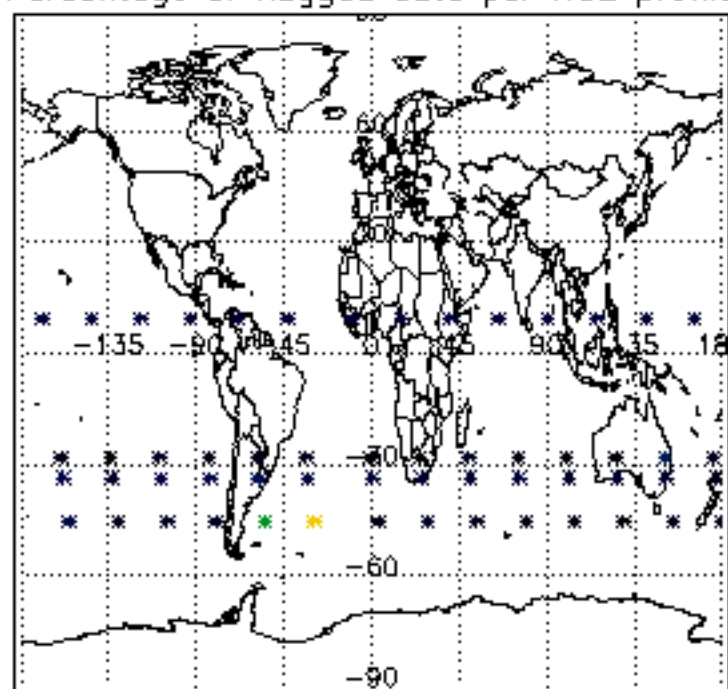
Percentage of flagged data per D3 profile



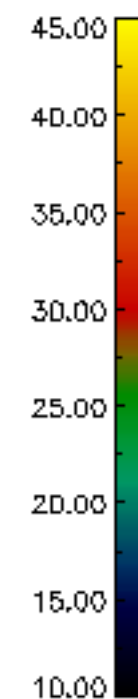
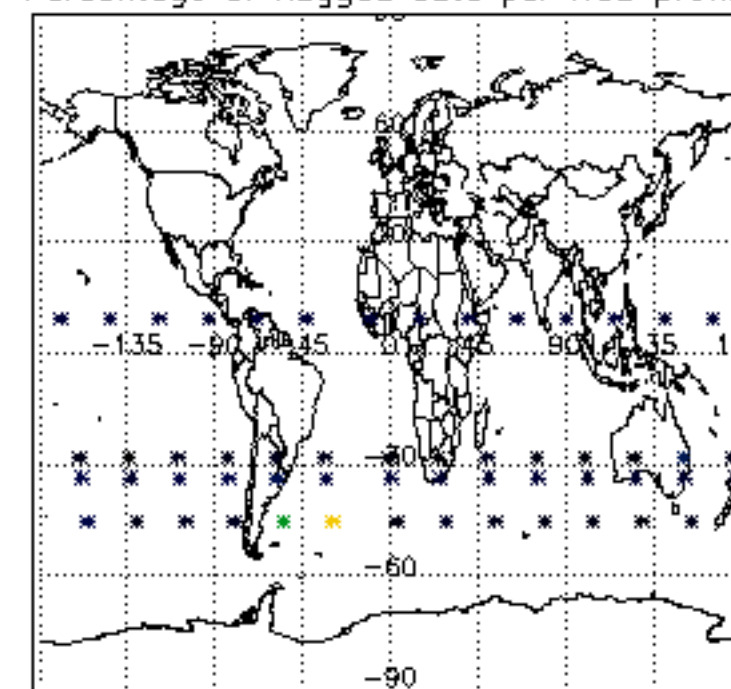
Percentage of flagged data per H2O profile

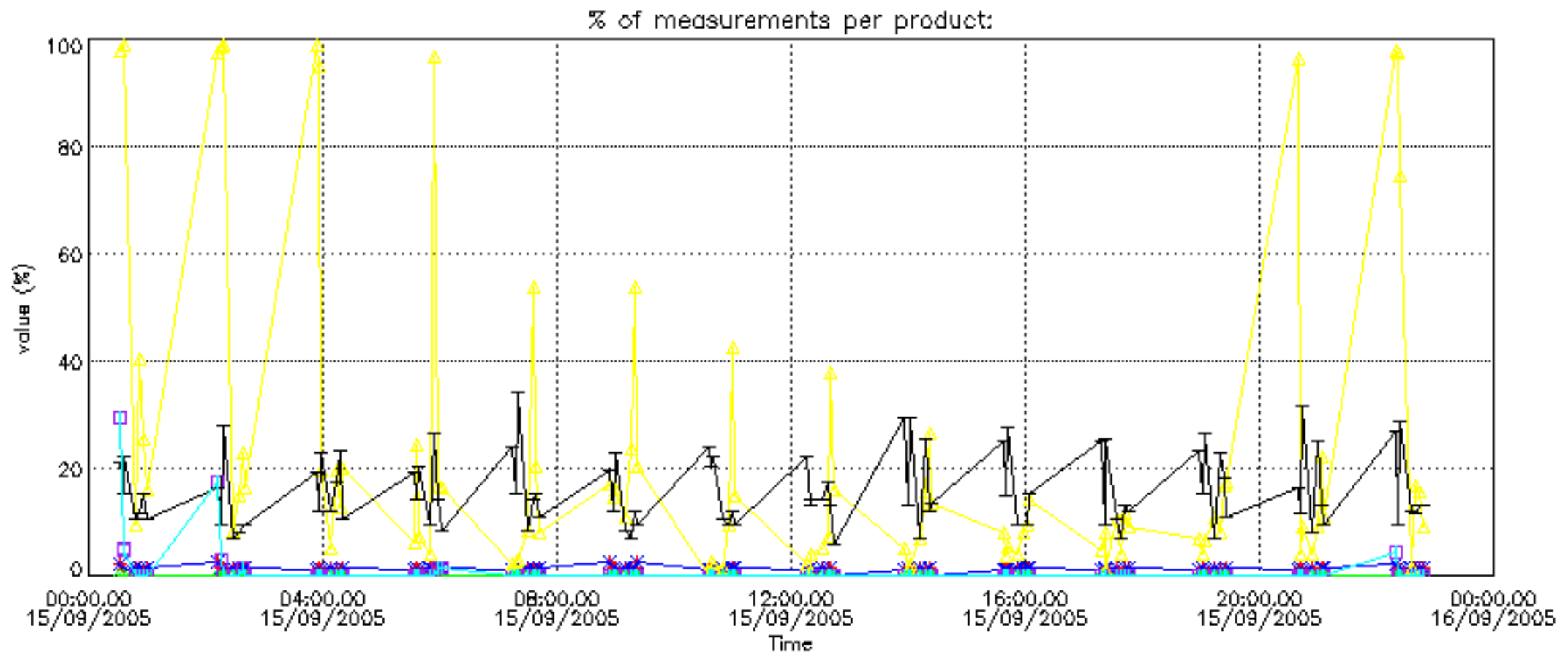


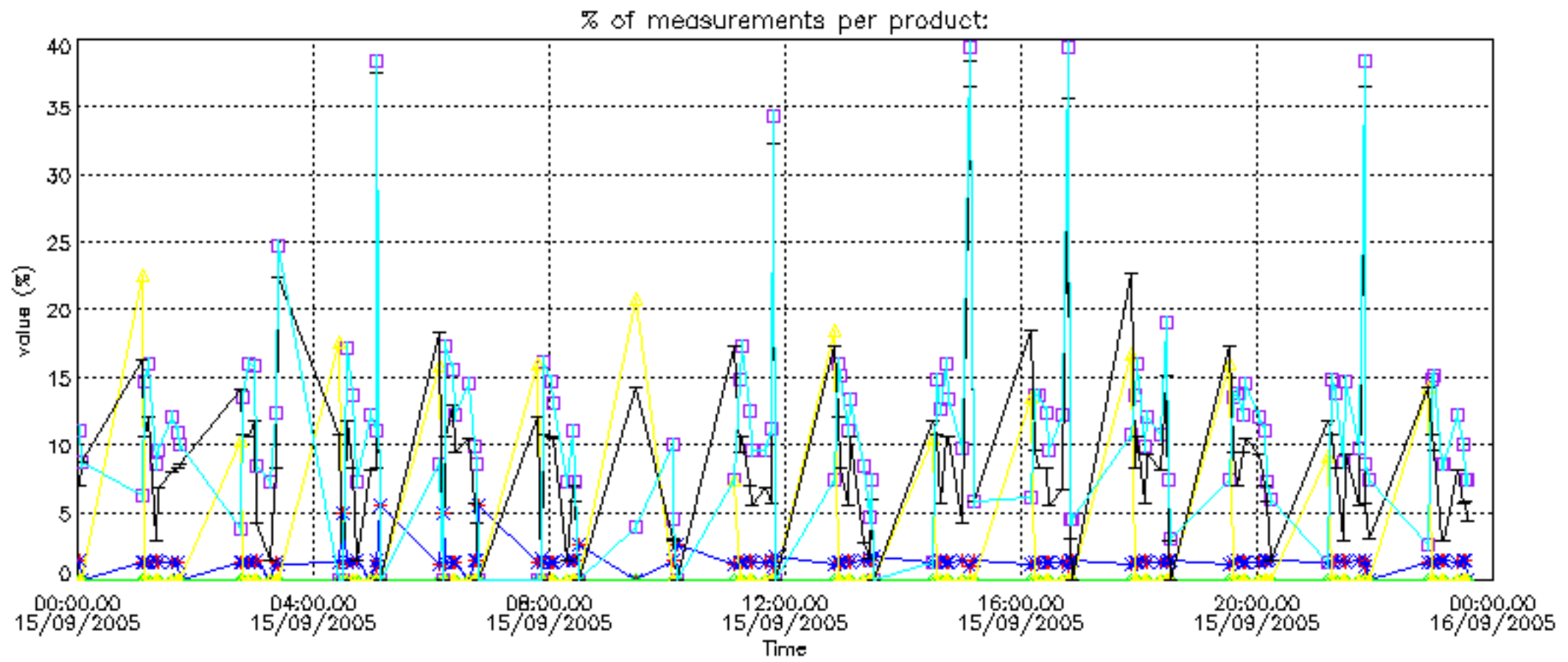
Percentage of flagged data per NO2 profile



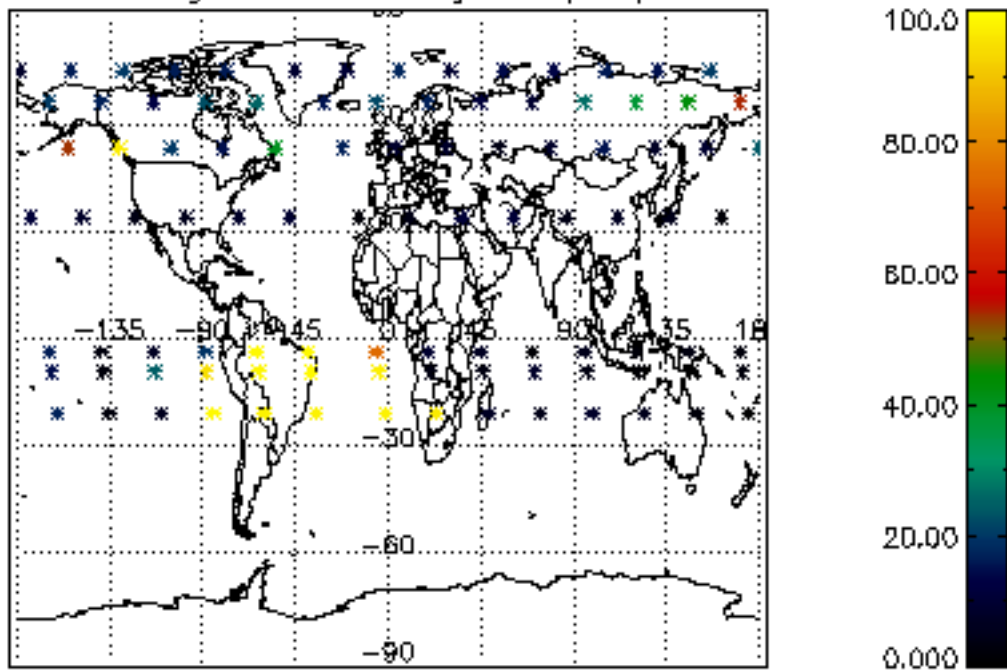
Percentage of flagged data per NO3 profile



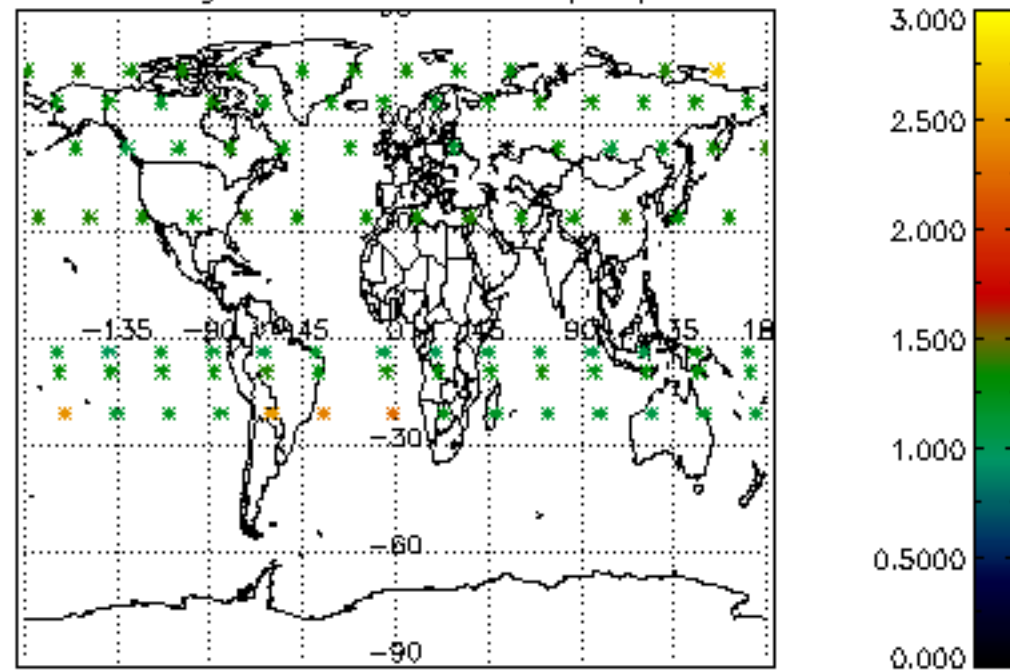




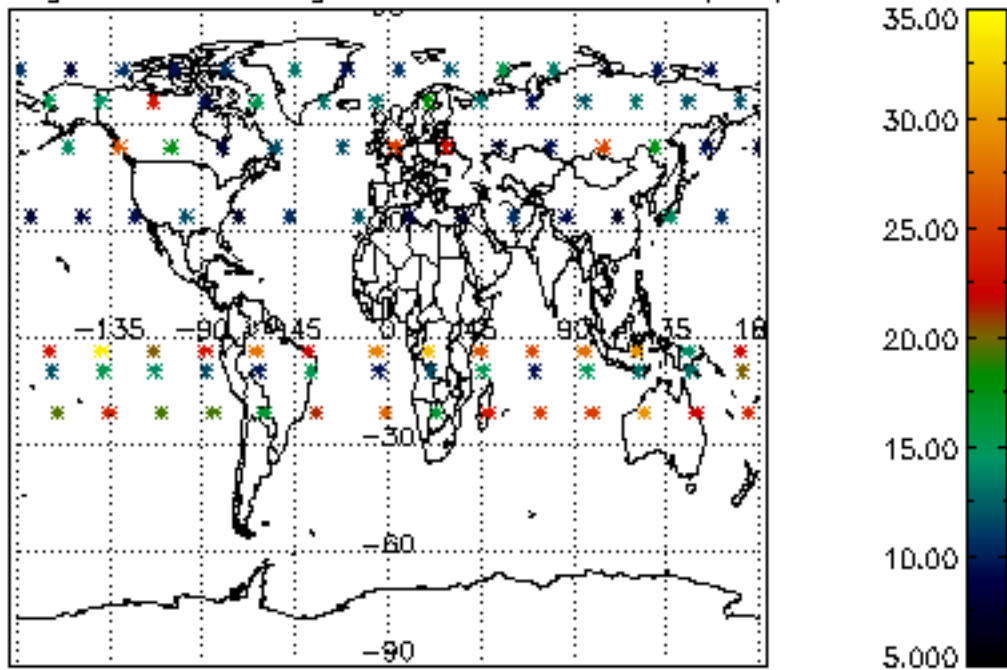
Percentage of cosmic ray hits per profile



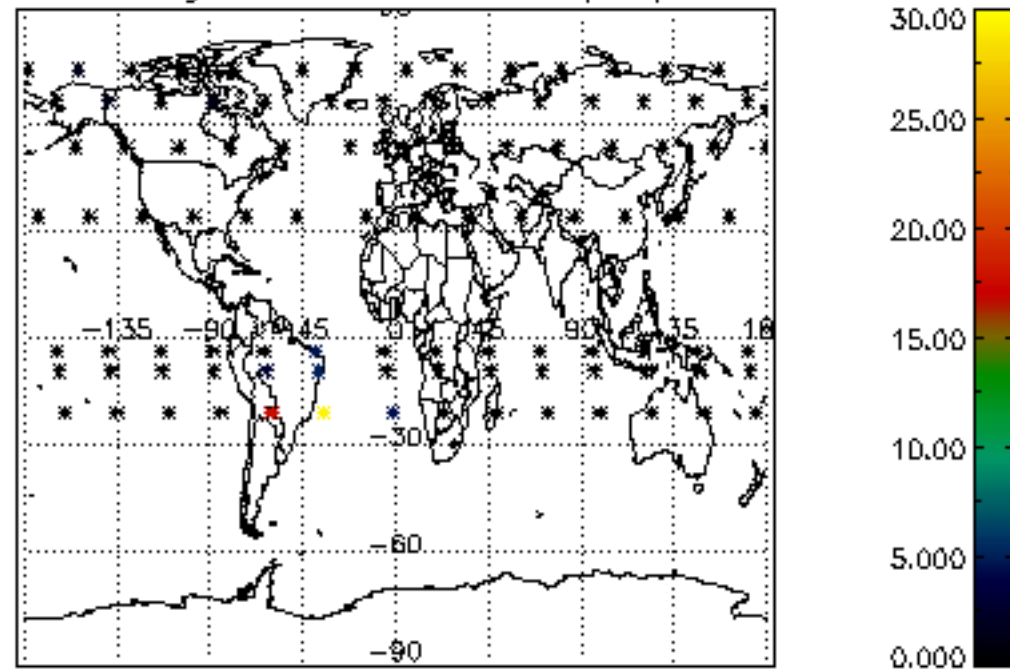
Percentage of datation errors per profile



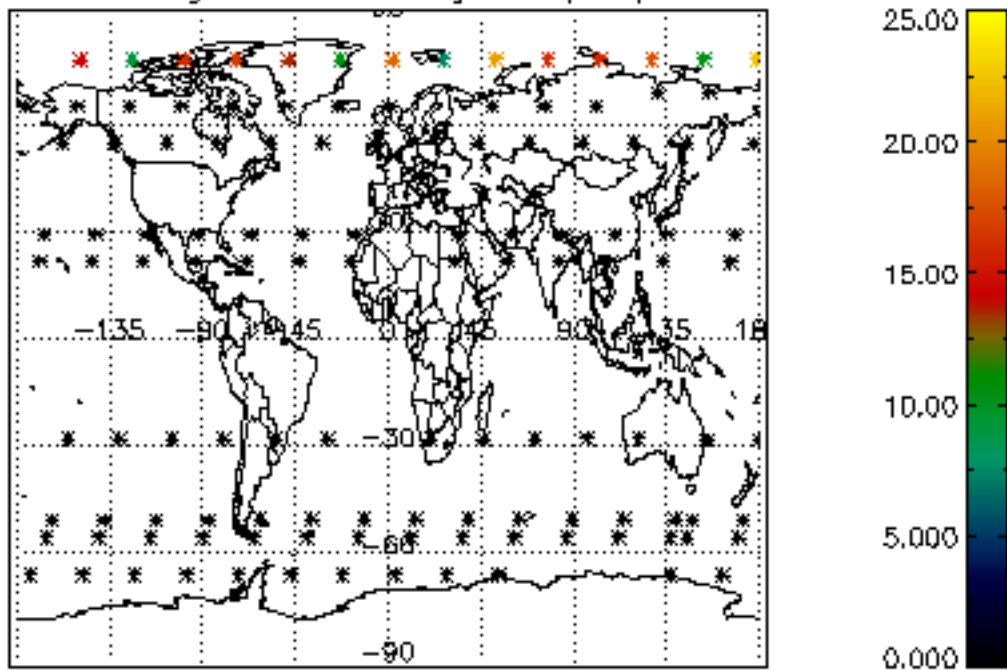
Percentage of star falling outside central band per profile



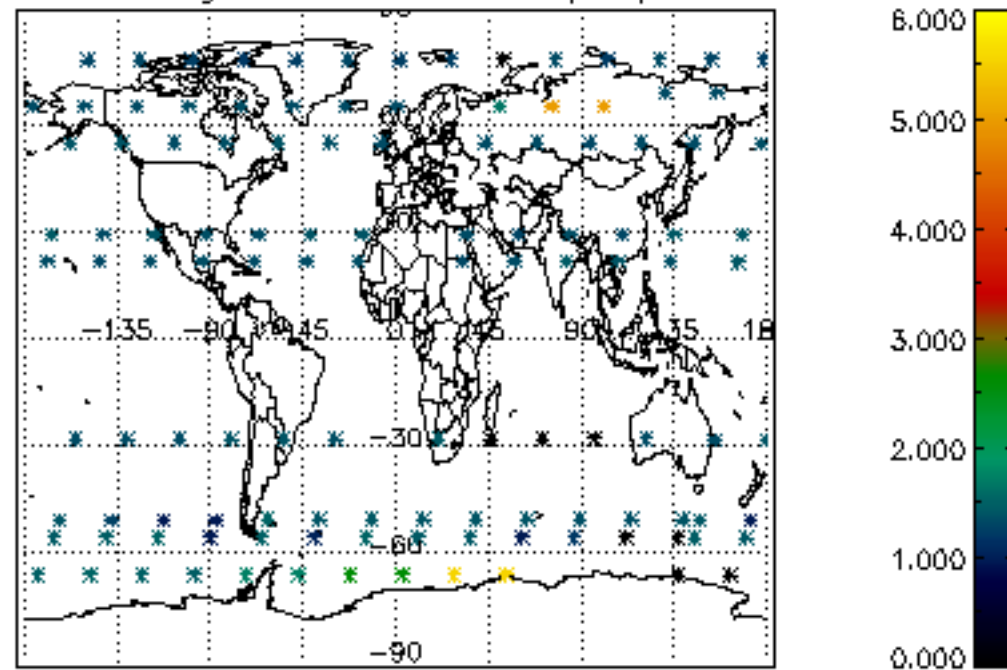
Percentage of saturation errors per profile



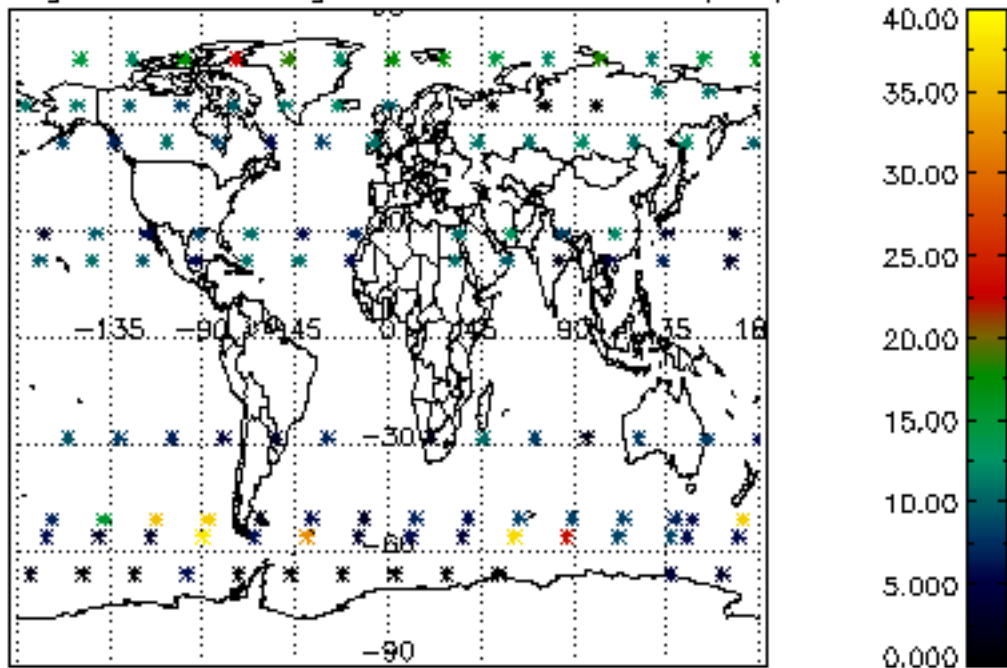
Percentage of cosmic ray hits per profile



Percentage of datation errors per profile



Percentage of star falling outside central band per profile



Percentage of saturation errors per profile

