

GOMOS Level 2 Daily Report

SUMMARY

[1. General Info](#)

[2. Summary of processed GOM_NL_2P products](#)

[3. Level 2 Quality information per product](#)

[3.1 Plot of level 2 quality information per product \(time dependant\)](#)

[3.2 Plot of level 2 quality information per product \(world map\)](#)

[4. Level 1 Quality information per product \(stored on level 2 products\)](#)

[4.1 Plot of level 1 quality information per product \(time dependant\)](#)

[4.1.1 Plot of level 1 quality information per product \(time dependant\): ASCENDING](#)

[4.1.2 Plot of level 1 quality information per product \(time dependant\): DESCENDING](#)

[4.2 Plot of level 1 quality information per product \(world map\)](#)

[4.2.1 Plot of level 1 quality information per product \(world map\): ASCENDING](#)

[4.2.2 Plot of level 1 quality information per product \(world map\): DESCENDING](#)

[5. Ozone profiles based on quality statistics and other trace gas profiles](#)

[5.1 Ozone statistics based on quality of products](#)

[5.2 Plot ozone profiles for all STD \(dark without errors\)](#)

[5.3 Plot ozone profiles where STD < 20% \(dark without errors\)](#)

[5.4. Plot ozone profiles where STD < 10% \(dark without errors\)](#)

[5.5. Plot ozone profiles where STD < 5% \(dark without errors\)](#)

[5.6 Plot NO2 profiles for all STD \(dark without errors\)](#)

[5.7 Plot NO3 profiles for all STD \(dark without errors\)](#)

[5.8 Plot H2O profiles \(only for occultations of stars 1,2,3,4,13,14,16,26,63 dark without errors\) for all STD](#)

[6. Auxiliary Data Files used for the production reported in section 2](#)

This report presents the daily analysis on parameters extracted from GOMOS level 2 data (GOM_NL__2P). It is intended to monitor some important parameters that will impact the quality of these products. A list of level 2 products (and content) that have arrived during the reporting day to the PCF is also given.

Item	Value
Time of report generation	18APR2013 10:56:23
Data source version	GOMOS/6.01
Start time of products	14-09-2005 (14SEP2005 00:00:00)
Stop time of products	15-09-2005 (15SEP2005 00:00:00)
Store outputs in DB	Yes
Nb of level 2 prods	207
Nb of prods with errors	0

2. Summary of processed GOM_NL__2P products.

Nr	Filename	UTC Start time	Limb	Duration	Star Id	Star Name	Star Mag	Star Temp	Nb Meas	Orbit	Prod. error
1	GOM_NL__2PRFIN20050914_000328_000000412040_00417_18507_6738.N1	14-SEP-2005 00:03:28	Bright	40.500	61	8Eps Peg	2.1000	3900.0	81	18507	No
2	GOM_NL__2PRFIN20050914_001043_000000372040_00417_18507_6739.N1	14-SEP-2005 00:10:43	Bright	37.000	92	53Eps Cyg	2.5000	4500.0	74	18507	No
3	GOM_NL__2PRFIN20050914_001248_000000372040_00417_18507_6740.N1	14-SEP-2005 00:12:48	Bright	37.000	66	37Gam Cyg	2.2080	5900.0	74	18507	No
4	GOM_NL__2PRFIN20050914_001454_000000262040_00417_18507_6741.N1	14-SEP-2005 00:14:54	Twilight	26.000	144	18Del Cyg	2.8600	11000.	52	18507	No
5	GOM_NL__2PRFIN20050914_002646_000000332040_00417_18507_6742.N1	14-SEP-2005 00:26:46	Bright	32.500	60	7Bet UMi	2.0810	3950.0	65	18507	No
6	GOM_NL__2PRFIN20050914_003312_000000362040_00417_18507_6743.N1	14-SEP-2005 00:33:12	Bright	36.000	36	50Alp UMa	1.8000	6300.0	72	18507	No
7	GOM_NL__2PRFIN20050914_003438_000000342040_00417_18507_6744.N1	14-SEP-2005 00:34:38	Bright	33.500	82	48Bet UMa	2.3650	10600.	67	18507	No
8	GOM_NL__2PRFIN20050914_010325_000000412040_00417_18507_6745.N1	14-SEP-2005 01:03:25	Dark	41.000	65	Lam Vel	2.2040	4400.0	82	18507	No
9	GOM_NL__2PRFIN20050914_010642_000000412040_00417_18507_6746.N1	14-SEP-2005 01:06:42	Dark	40.500	46	Del Vel	1.9540	10600.	81	18507	No
10	GOM_NL__2PRFIN20050914_010813_000000412040_00417_18507_6747.N1	14-SEP-2005 01:08:13	Dark	40.500	41	Eps Car	1.8600	4100.0	81	18507	No
11	GOM_NL__2PRFIN20050914_011849_000000372040_00418_18508_6733.N1	14-SEP-2005 01:18:49	Dark	36.500	135	Bet Hyi	2.8200	5800.0	73	18508	No
12	GOM_NL__2PRFIN20050914_012423_000000392040_00418_18508_6734.N1	14-SEP-2005 01:24:23	Straylight	38.500	148	Alp Tuc	2.8780	4100.0	77	18508	No
13	GOM_NL__2PRFIN20050914_012806_000000402040_00418_18508_6735.N1	14-SEP-2005 01:28:06	Straylight	40.000	31	Alp Gru	1.7340	15200.	80	18508	No
14	GOM_NL__2PRFIN20050914_013053_000000382040_00418_18508_6736.N1	14-SEP-2005 01:30:53	Straylight	38.000	172	Gam Gru	3.0030	13100.	76	18508	No
15	GOM_NL__2PRFIN20050914_013650_000000402040_00418_18508_6737.N1	14-SEP-2005 01:36:50	Twilight	39.500	142	49Del Cap	2.8500	8900.0	79	18508	No
16	GOM_NL__2PRFIN20050914_013954_000000372040_00418_18508_6738.N1	14-SEP-2005 01:39:54	Bright	36.500	154	22Bet Aqr	2.8990	5700.0	73	18508	No
17	GOM_NL__2PRFIN20050914_014404_000000372040_00418_18508_6739.N1	14-SEP-2005 01:44:04	Bright	36.500	61	8Eps Peg	2.1000	3900.0	73	18508	No
18	GOM_NL__2PRFIN20050914_015119_000000372040_00418_18508_6740.N1	14-SEP-2005 01:51:19	Bright	37.000	92	53Eps Cyg	2.5000	4500.0	74	18508	No
19	GOM_NL__2PRFIN20050914_015325_000000372040_00418_18508_6741.N1	14-SEP-2005 01:53:25	Bright	37.000	66	37Gam Cyg	2.2080	5900.0	74	18508	No
20	GOM_NL__2PRFIN20050914_015530_000000102040_00418_18508_6742.N1	14-SEP-2005 01:55:30	Straylight	10.000	144	18Del Cyg	2.8600	11000.	20	18508	No
21	GOM_NL__2PRFIN20050914_020722_000000362040_00418_18508_6743.N1	14-SEP-2005 02:07:22	Bright	36.000	60	7Bet UMi	2.0810	3950.0	72	18508	No
22	GOM_NL__2PRFIN20050914_021348_000000372040_00418_18508_6744.N1	14-SEP-2005 02:13:48	Bright	36.500	36	50Alp UMa	1.8000	6300.0	73	18508	No
23	GOM_NL__2PRFIN20050914_021514_000000522040_00418_18508_6745.N1	14-SEP-2005 02:15:14	Bright	52.000	82	48Bet UMa	2.3650	10600.	104	18508	No
24	GOM_NL__2PRFIN20050914_024401_000000422040_00418_18508_6746.N1	14-SEP-2005 02:44:01	Dark	41.500	65	Lam Vel	2.2040	4400.0	83	18508	No
25	GOM_NL__2PRFIN20050914_024718_000000402040_00418_18508_6747.N1	14-SEP-2005 02:47:18	Dark	40.000	46	Del Vel	1.9540	10600.	80	18508	No
26	GOM_NL__2PRFIN20050914_024849_000000432040_00418_18508_6748.N1	14-SEP-2005 02:48:49	Dark	43.000	41	Eps Car	1.8600	4100.0	86	18508	No
27	GOM_NL__2PRFIN20050914_025926_000000382040_00419_18509_6735.N1	14-SEP-2005 02:59:26	Dark	37.500	135	Bet Hyi	2.8200	5800.0	75	18509	No
28	GOM_NL__2PRFIN20050914_030459_000000402040_00419_18509_6736.N1	14-SEP-2005 03:04:59	Straylight	39.500	148	Alp Tuc	2.8780	4100.0	79	18509	No
29	GOM_NL__2PRFIN20050914_030842_000000412040_00419_18509_6737.N1	14-SEP-2005 03:08:42	Straylight	41.000	31	Alp Gru	1.7340	15200.	82	18509	No
30	GOM_NL__2PRFIN20050914_031129_000000382040_00419_18509_6738.N1	14-SEP-2005 03:11:29	Straylight	38.000	172	Gam Gru	3.0030	13100.	76	18509	No
31	GOM_NL__2PRFIN20050914_031726_000000382040_00419_18509_6739.N1	14-SEP-2005 03:17:26	Twilight	38.000	142	49Del Cap	2.8500	8900.0	76	18509	No
32	GOM_NL__2PRFIN20050914_032030_000000382040_00419_18509_6740.N1	14-SEP-2005 03:20:30	Bright	37.500	154	22Bet Aqr	2.8990	5700.0	75	18509	No
33	GOM_NL__2PRFIN20050914_032440_000000382040_00419_18509_6741.N1	14-SEP-2005 03:24:40	Bright	38.000	61	8Eps Peg	2.1000	3900.0	76	18509	No
34	GOM_NL__2PRFIN20050914_033155_000000372040_00419_18509_6742.N1	14-SEP-2005 03:31:55	Bright	36.500	92	53Eps Cyg	2.5000	4500.0	73	18509	No
35	GOM_NL__2PRFIN20050914_033401_000000382040_00419_18509_6743.N1	14-SEP-2005 03:34:01	Bright	38.000	66	37Gam Cyg	2.2080	5900.0	76	18509	No
36	GOM_NL__2PRFIN20050914_033606_000000102040_00419_18509_6744.N1	14-SEP-2005 03:36:06	Straylight	10.000	144	18Del Cyg	2.8600	11000.	20	18509	No
37	GOM_NL__2PRFIN20050914_034758_000000362040_00419_18509_6745.N1	14-SEP-2005 03:47:58	Bright	35.500	60	7Bet UMi	2.0810	3950.0	71	18509	No
38	GOM_NL__2PRFIN20050914_035424_000000362040_00419_18509_6746.N1	14-SEP-2005 03:54:24	Bright	35.500	36	50Alp UMa	1.8000	6300.0	71	18509	No
39	GOM_NL__2PRFIN20050914_035550_000000352040_00419_18509_6747.N1	14-SEP-2005 03:55:50	Bright	34.500	82	48Bet UMa	2.3650	10600.	69	18509	No
40	GOM_NL__2PRFIN20050914_042438_000000422040_00419_18509_6748.N1	14-SEP-2005 04:24:38	Dark	42.000	65	Lam Vel	2.2040	4400.0	84	18509	No
41	GOM_NL__2PRFIN20050914_042754_000000412040_00419_18509_6749.N1	14-SEP-2005 04:27:54	Dark	41.000	46	Del Vel	1.9540	10600.	82	18509	No
42	GOM_NL__2PRFIN20050914_042925_000000492040_00419_18509_6750.N1	14-SEP-2005 04:29:25	Dark	48.500	41	Eps Car	1.8600	4100.0	97	18509	No

43	GOM_NL__2PRFIN20050914_044002_000000382040_00420_18510_6755.N1	14-SEP-2005 04:40:02	Dark	37.500	135	Bet Hyi	2.8200	5800.0	75	18510	No
44	GOM_NL__2PRFIN20050914_044535_000000382040_00420_18510_6756.N1	14-SEP-2005 04:45:35	Straylight	38.000	148	Alp Tuc	2.8780	4100.0	76	18510	No
45	GOM_NL__2PRFIN20050914_044918_000000392040_00420_18510_6757.N1	14-SEP-2005 04:49:18	Straylight	39.000	31	Alp Gru	1.7340	15200.	78	18510	No
46	GOM_NL__2PRFIN20050914_045205_000000362040_00420_18510_6758.N1	14-SEP-2005 04:52:05	Straylight	36.000	172	Gam Gru	3.0030	13100.	72	18510	No
47	GOM_NL__2PRFIN20050914_045802_000000472040_00420_18510_6759.N1	14-SEP-2005 04:58:02	Tw_i_and_stray	46.500	142	49Del Cap	2.8500	8900.0	93	18510	No
48	GOM_NL__2PRFIN20050914_050107_000000372040_00420_18510_6760.N1	14-SEP-2005 05:01:07	Bright	36.500	154	22Bet Aqr	2.8990	5700.0	73	18510	No
49	GOM_NL__2PRFIN20050914_050517_000000382040_00420_18510_6761.N1	14-SEP-2005 05:05:17	Bright	38.000	61	8Eps Peg	2.1000	3900.0	76	18510	No
50	GOM_NL__2PRFIN20050914_051232_000000362040_00420_18510_6762.N1	14-SEP-2005 05:12:32	Bright	35.500	92	53Eps Cyg	2.5000	4500.0	71	18510	No
51	GOM_NL__2PRFIN20050914_051437_000000362040_00420_18510_6763.N1	14-SEP-2005 05:14:37	Bright	36.000	66	37Gam Cyg	2.2080	5900.0	72	18510	No
52	GOM_NL__2PRFIN20050914_052835_000000362040_00420_18510_6764.N1	14-SEP-2005 05:28:35	Bright	35.500	60	7Bet UMi	2.0810	3950.0	71	18510	No
53	GOM_NL__2PRFIN20050914_053501_000000362040_00420_18510_6765.N1	14-SEP-2005 05:35:01	Bright	35.500	36	50Alp UMa	1.8000	6300.0	71	18510	No
54	GOM_NL__2PRFIN20050914_053627_000000522040_00420_18510_6766.N1	14-SEP-2005 05:36:27	Bright	52.000	82	48Bet UMa	2.3650	10600.	104	18510	No
55	GOM_NL__2PRFIN20050914_060514_000000412040_00420_18510_6767.N1	14-SEP-2005 06:05:14	Dark	40.500	65	Lam Vel	2.2040	4400.0	81	18510	No
56	GOM_NL__2PRFIN20050914_060830_000000402040_00420_18510_6768.N1	14-SEP-2005 06:08:30	Dark	39.500	46	Del Vel	1.9540	10600.	79	18510	No
57	GOM_NL__2PRFIN20050914_061001_000000422040_00420_18510_6769.N1	14-SEP-2005 06:10:01	Dark	41.500	41	Eps Car	1.8600	4100.0	83	18510	No
58	GOM_NL__2PRFIN20050914_062038_000000392040_00421_18511_6755.N1	14-SEP-2005 06:20:38	Dark	38.500	135	Bet Hyi	2.8200	5800.0	77	18511	No
59	GOM_NL__2PRFIN20050914_062611_000000392040_00421_18511_6756.N1	14-SEP-2005 06:26:11	Straylight	39.000	148	Alp Tuc	2.8780	4100.0	78	18511	No
60	GOM_NL__2PRFIN20050914_062954_000000372040_00421_18511_6757.N1	14-SEP-2005 06:29:54	Straylight	37.000	31	Alp Gru	1.7340	15200.	74	18511	No
61	GOM_NL__2PRFIN20050914_063242_000000372040_00421_18511_6758.N1	14-SEP-2005 06:32:42	Straylight	37.000	172	Gam Gru	3.0030	13100.	74	18511	No
62	GOM_NL__2PRFIN20050914_063838_000000392040_00421_18511_6759.N1	14-SEP-2005 06:38:38	Tw_i_and_stray	38.500	142	49Del Cap	2.8500	8900.0	77	18511	No
63	GOM_NL__2PRFIN20050914_064143_000000372040_00421_18511_6760.N1	14-SEP-2005 06:41:43	Bright	37.000	154	22Bet Aqr	2.8990	5700.0	74	18511	No
64	GOM_NL__2PRFIN20050914_064553_000000382040_00421_18511_6761.N1	14-SEP-2005 06:45:53	Bright	37.500	61	8Eps Peg	2.1000	3900.0	75	18511	No
65	GOM_NL__2PRFIN20050914_065308_000000392040_00421_18511_6762.N1	14-SEP-2005 06:53:08	Bright	38.500	92	53Eps Cyg	2.5000	4500.0	77	18511	No
66	GOM_NL__2PRFIN20050914_065514_000000352040_00421_18511_6763.N1	14-SEP-2005 06:55:14	Bright	34.500	66	37Gam Cyg	2.2080	5900.0	69	18511	No
67	GOM_NL__2PRFIN20050914_070911_000000372040_00421_18511_6764.N1	14-SEP-2005 07:09:11	Bright	36.500	60	7Bet UMi	2.0810	3950.0	73	18511	No
68	GOM_NL__2PRFIN20050914_071537_000000352040_00421_18511_6765.N1	14-SEP-2005 07:15:37	Bright	34.500	36	50Alp UMa	1.8000	6300.0	69	18511	No
69	GOM_NL__2PRFIN20050914_071703_000000352040_00421_18511_6766.N1	14-SEP-2005 07:17:03	Bright	34.500	82	48Bet UMa	2.3650	10600.	69	18511	No
70	GOM_NL__2PRFIN20050914_074550_000000442040_00421_18511_6767.N1	14-SEP-2005 07:45:50	Dark	44.000	65	Lam Vel	2.2040	4400.0	88	18511	No
71	GOM_NL__2PRFIN20050914_074906_000000402040_00421_18511_6768.N1	14-SEP-2005 07:49:06	Dark	39.500	46	Del Vel	1.9540	10600.	79	18511	No
72	GOM_NL__2PRFIN20050914_075037_000000422040_00421_18511_6769.N1	14-SEP-2005 07:50:37	Dark	42.000	41	Eps Car	1.8600	4100.0	84	18511	No
73	GOM_NL__2PRFIN20050914_080114_000000382040_00422_18512_6816.N1	14-SEP-2005 08:01:14	Dark	37.500	135	Bet Hyi	2.8200	5800.0	75	18512	No
74	GOM_NL__2PRFIN20050914_080647_000000402040_00422_18512_6817.N1	14-SEP-2005 08:06:47	Straylight	40.000	148	Alp Tuc	2.8780	4100.0	80	18512	No
75	GOM_NL__2PRFIN20050914_081030_000000402040_00422_18512_6818.N1	14-SEP-2005 08:10:30	Straylight	39.500	31	Alp Gru	1.7340	15200.	79	18512	No
76	GOM_NL__2PRFIN20050914_081318_000000372040_00422_18512_6819.N1	14-SEP-2005 08:13:18	Straylight	36.500	172	Gam Gru	3.0030	13100.	73	18512	No
77	GOM_NL__2PRFIN20050914_081914_000000402040_00422_18512_6820.N1	14-SEP-2005 08:19:14	Tw_i_and_stray	40.000	142	49Del Cap	2.8500	8900.0	80	18512	No
78	GOM_NL__2PRFIN20050914_082219_000000372040_00422_18512_6821.N1	14-SEP-2005 08:22:19	Bright	36.500	154	22Bet Aqr	2.8990	5700.0	73	18512	No
79	GOM_NL__2PRFIN20050914_082629_000000382040_00422_18512_6822.N1	14-SEP-2005 08:26:29	Bright	37.500	61	8Eps Peg	2.1000	3900.0	75	18512	No
80	GOM_NL__2PRFIN20050914_083344_000000372040_00422_18512_6823.N1	14-SEP-2005 08:33:44	Bright	36.500	92	53Eps Cyg	2.5000	4500.0	73	18512	No
81	GOM_NL__2PRFIN20050914_083550_000000382040_00422_18512_6824.N1	14-SEP-2005 08:35:50	Bright	37.500	66	37Gam Cyg	2.2080	5900.0	75	18512	No
82	GOM_NL__2PRFIN20050914_084947_000000352040_00422_18512_6825.N1	14-SEP-2005 08:49:47	Bright	34.500	60	7Bet UMi	2.0810	3950.0	69	18512	No
83	GOM_NL__2PRFIN20050914_085613_000000362040_00422_18512_6826.N1	14-SEP-2005 08:56:13	Bright	36.000	36	50Alp UMa	1.8000	6300.0	72	18512	No
84	GOM_NL__2PRFIN20050914_085739_000000352040_00422_18512_6827.N1	14-SEP-2005 08:57:39	Bright	34.500	82	48Bet UMa	2.3650	10600.	69	18512	No
85	GOM_NL__2PRFIN20050914_092626_000000432040_00422_18512_6828.N1	14-SEP-2005 09:26:26	Dark	43.000	65	Lam Vel	2.2040	4400.0	86	18512	No
86	GOM_NL__2PRFIN20050914_092942_000000412040_00422_18512_6829.N1	14-SEP-2005 09:29:42	Dark	41.000	46	Del Vel	1.9540	10600.	82	18512	No
87	GOM_NL__2PRFIN20050914_093113_000000442040_00422_18512_6830.N1	14-SEP-2005 09:31:13	Dark	44.000	41	Eps Car	1.8600	4100.0	88	18512	No
88	GOM_NL__2PRFIN20050914_094150_000000382040_00423_18513_6817.N1	14-SEP-2005 09:41:50	Dark	37.500	135	Bet Hyi	2.8200	5800.0	75	18513	No
89	GOM_NL__2PRFIN20050914_094723_000000442040_00423_18513_6818.N1	14-SEP-2005 09:47:23	Straylight	44.000	148	Alp Tuc	2.8780	4100.0	88	18513	No
90	GOM_NL__2PRFIN20050914_095106_000000382040_00423_18513_6819.N1	14-SEP-2005 09:51:06	Straylight	38.000	31	Alp Gru	1.7340	15200.	76	18513	No
91	GOM_NL__2PRFIN20050914_095354_000000362040_00423_18513_6820.N1	14-SEP-2005 09:53:54	Straylight	36.000	172	Gam Gru	3.0030	13100.	72	18513	No
92	GOM_NL__2PRFIN20050914_095950_000000392040_00423_18513_6821.N1	14-SEP-2005 09:59:50	Tw_i_and_stray	39.000	142	49Del Cap	2.8500	8900.0	78	18513	No
93	GOM_NL__2PRFIN20050914_100255_000000382040_00423_18513_6822.N1	14-SEP-2005 10:02:55	Bright	37.500	154	22Bet Aqr	2.8990	5700.0	75	18513	No
94	GOM_NL__2PRFIN20050914_100705_000000382040_00423_18513_6823.N1	14-SEP-2005 10:07:05	Bright	38.000	61	8Eps Peg	2.1000	3900.0	76	18513	No
95	GOM_NL__2PRFIN20050914_101420_000000372040_00423_18513_6824.N1	14-SEP-2005 10:14:20	Bright	36.500	92	53Eps Cyg	2.5000	4500.0	73	18513	No
96	GOM_NL__2PRFIN20050914_101626_000000362040_00423_18513_6825.N1	14-SEP-2005 10:16:26	Bright	36.000	66	37Gam Cyg	2.2080	5900.0	72	18513	No
97	GOM_NL__2PRFIN20050914_103023_000000382040_00423_18513_6826.N1	14-SEP-2005 10:30:23	Bright	37.500	60	7Bet UMi	2.0810	3950.0	75	18513	No
98	GOM_NL__2PRFIN20050914_103649_000000342040_00423_18513_6827.N1	14-SEP-2005 10:36:49	Bright	34.000	36	50Alp UMa	1.8000	6300.0	68	18513	No
99	GOM_NL__2PRFIN20050914_103815_000000342040_00423_18513_6828.N1	14-SEP-2005 10:38:15	Bright	33.500	82	48Bet UMa	2.3650	10600.	67	18513	No
100	GOM_NL__2PRFIN20050914_110702_000000412040_00423_18513_6829.N1	14-SEP-2005 11:07:02	Dark	41.000	65	Lam Vel	2.2040	4400.0	82	18513	No
101	GOM_NL__2PRFIN20050914_111018_000000382040_00423_18513_6830.N1	14-SEP-2005 11:10:18	Dark	37.500	46	Del Vel	1.9540	10600.	75	18513	No

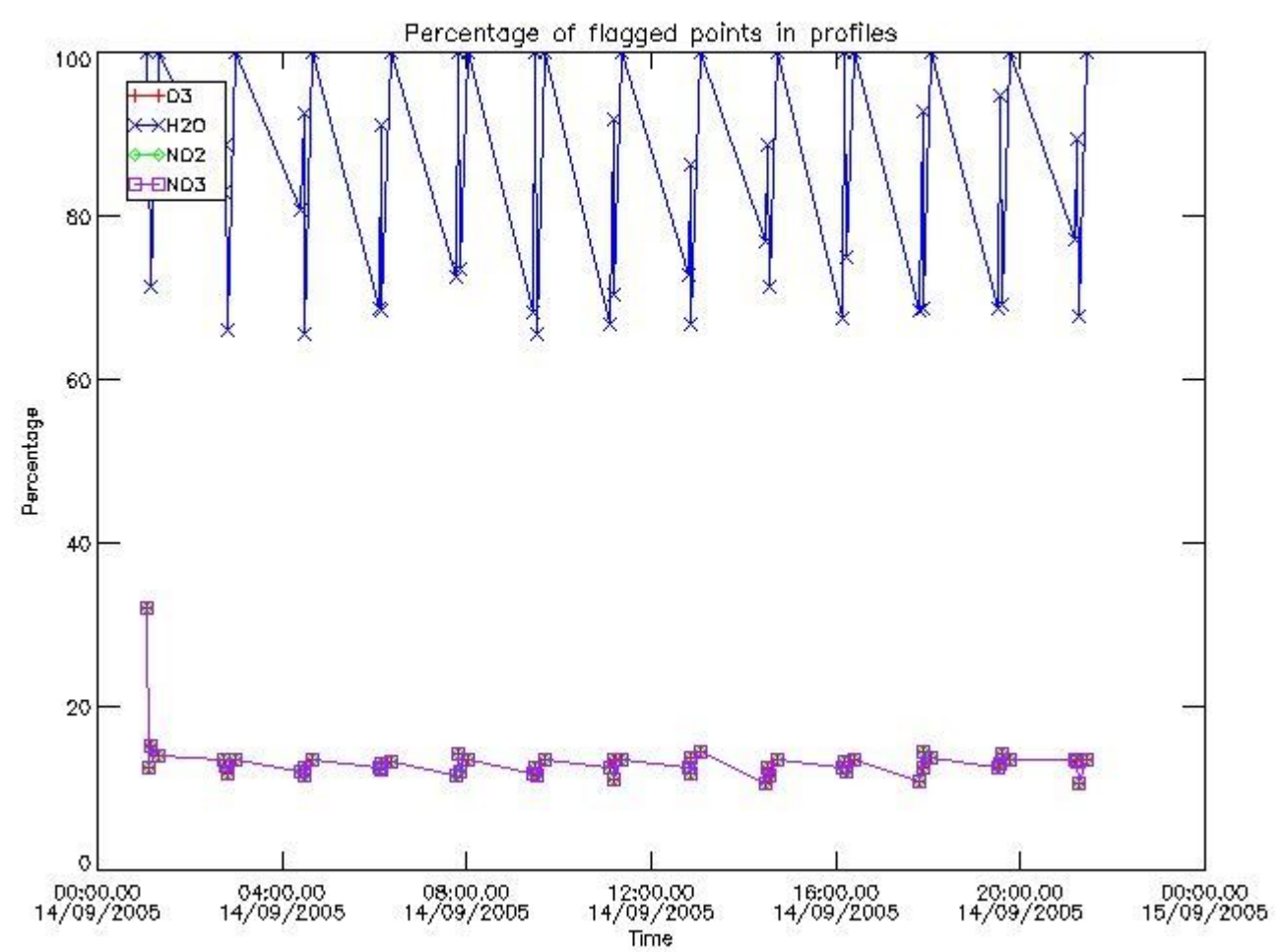
102	GOM_NL__2PRFIN20050914_111149_000000462040_00423_18513_6831.N1	14-SEP-2005 11:11:49	Dark	46.000	41	Eps Car	1.8600	4100.0	92	18513	No
103	GOM_NL__2PRFIN20050914_112226_000000382040_00424_18514_6818.N1	14-SEP-2005 11:22:26	Dark	38.000	135	Bet Hyi	2.8200	5800.0	76	18514	No
104	GOM_NL__2PRFIN20050914_112759_000000392040_00424_18514_6819.N1	14-SEP-2005 11:27:59	Straylight	38.500	148	Alp Tuc	2.8780	4100.0	77	18514	No
105	GOM_NL__2PRFIN20050914_113143_000000402040_00424_18514_6820.N1	14-SEP-2005 11:31:43	Straylight	39.500	31	Alp Gru	1.7340	15200.	79	18514	No
106	GOM_NL__2PRFIN20050914_113430_000000372040_00424_18514_6821.N1	14-SEP-2005 11:34:30	Straylight	36.500	172	Gam Gru	3.0030	13100.	73	18514	No
107	GOM_NL__2PRFIN20050914_114026_000000402040_00424_18514_6822.N1	14-SEP-2005 11:40:26	Tw_i_and_stray	40.000	142	49Del Cap	2.8500	8900.0	80	18514	No
108	GOM_NL__2PRFIN20050914_114331_000000372040_00424_18514_6823.N1	14-SEP-2005 11:43:31	Bright	36.500	154	22Bet Aqr	2.8990	5700.0	73	18514	No
109	GOM_NL__2PRFIN20050914_114741_000000382040_00424_18514_6824.N1	14-SEP-2005 11:47:41	Bright	38.000	61	8Eps Peg	2.1000	3900.0	76	18514	No
110	GOM_NL__2PRFIN20050914_115456_000000362040_00424_18514_6825.N1	14-SEP-2005 11:54:56	Bright	36.000	92	53Eps Cyg	2.5000	4500.0	72	18514	No
111	GOM_NL__2PRFIN20050914_115702_000000372040_00424_18514_6826.N1	14-SEP-2005 11:57:02	Bright	36.500	66	37Gam Cyg	2.2080	5900.0	73	18514	No
112	GOM_NL__2PRFIN20050914_121100_000000372040_00424_18514_6827.N1	14-SEP-2005 12:11:00	Bright	36.500	60	7Bet UMi	2.0810	3950.0	73	18514	No
113	GOM_NL__2PRFIN20050914_121725_000000332040_00424_18514_6828.N1	14-SEP-2005 12:17:25	Bright	33.000	36	50Alp UMa	1.8000	6300.0	66	18514	No
114	GOM_NL__2PRFIN20050914_121851_000000342040_00424_18514_6829.N1	14-SEP-2005 12:18:51	Bright	33.500	82	48Bet UMa	2.3650	10600.	67	18514	No
115	GOM_NL__2PRFIN20050914_124738_000000452040_00424_18514_6830.N1	14-SEP-2005 12:47:38	Dark	44.500	65	Lam Vel	2.2040	4400.0	89	18514	No
116	GOM_NL__2PRFIN20050914_125055_000000372040_00424_18514_6831.N1	14-SEP-2005 12:50:55	Dark	37.000	46	Del Vel	1.9540	10600.	74	18514	No
117	GOM_NL__2PRFIN20050914_125226_000000472040_00424_18514_6832.N1	14-SEP-2005 12:52:26	Dark	47.000	41	Eps Car	1.8600	4100.0	94	18514	No
118	GOM_NL__2PRFIN20050914_130302_000000362040_00425_18515_6753.N1	14-SEP-2005 13:03:02	Dark	35.500	135	Bet Hyi	2.8200	5800.0	71	18515	No
119	GOM_NL__2PRFIN20050914_130835_000000462040_00425_18515_6754.N1	14-SEP-2005 13:08:35	Straylight	45.500	148	Alp Tuc	2.8780	4100.0	91	18515	No
120	GOM_NL__2PRFIN20050914_131219_000000392040_00425_18515_6755.N1	14-SEP-2005 13:12:19	Straylight	39.000	31	Alp Gru	1.7340	15200.	78	18515	No
121	GOM_NL__2PRFIN20050914_131506_000000352040_00425_18515_6756.N1	14-SEP-2005 13:15:06	Straylight	35.000	172	Gam Gru	3.0030	13100.	70	18515	No
122	GOM_NL__2PRFIN20050914_132102_000000392040_00425_18515_6757.N1	14-SEP-2005 13:21:02	Tw_i_and_stray	39.000	142	49Del Cap	2.8500	8900.0	78	18515	No
123	GOM_NL__2PRFIN20050914_132407_000000382040_00425_18515_6758.N1	14-SEP-2005 13:24:07	Bright	37.500	154	22Bet Aqr	2.8990	5700.0	75	18515	No
124	GOM_NL__2PRFIN20050914_132817_000000372040_00425_18515_6759.N1	14-SEP-2005 13:28:17	Bright	36.500	61	8Eps Peg	2.1000	3900.0	73	18515	No
125	GOM_NL__2PRFIN20050914_133533_000000342040_00425_18515_6760.N1	14-SEP-2005 13:35:33	Bright	34.000	92	53Eps Cyg	2.5000	4500.0	68	18515	No
126	GOM_NL__2PRFIN20050914_133738_000000372040_00425_18515_6761.N1	14-SEP-2005 13:37:38	Bright	37.000	66	37Gam Cyg	2.2080	5900.0	74	18515	No
127	GOM_NL__2PRFIN20050914_135136_000000352040_00425_18515_6762.N1	14-SEP-2005 13:51:36	Bright	35.000	60	7Bet UMi	2.0810	3950.0	70	18515	No
128	GOM_NL__2PRFIN20050914_135801_000000342040_00425_18515_6763.N1	14-SEP-2005 13:58:01	Bright	34.000	36	50Alp UMa	1.8000	6300.0	68	18515	No
129	GOM_NL__2PRFIN20050914_135927_000000342040_00425_18515_6764.N1	14-SEP-2005 13:59:27	Bright	33.500	82	48Bet UMa	2.3650	10600.	67	18515	No
130	GOM_NL__2PRFIN20050914_142814_000000482040_00425_18515_6765.N1	14-SEP-2005 14:28:14	Dark	48.000	65	Lam Vel	2.2040	4400.0	96	18515	No
131	GOM_NL__2PRFIN20050914_143131_000000412040_00425_18515_6766.N1	14-SEP-2005 14:31:31	Dark	40.500	46	Del Vel	1.9540	10600.	81	18515	No
132	GOM_NL__2PRFIN20050914_143302_000000442040_00425_18515_6767.N1	14-SEP-2005 14:33:02	Dark	44.000	41	Eps Car	1.8600	4100.0	88	18515	No
133	GOM_NL__2PRFIN20050914_144338_000000382040_00426_18516_6753.N1	14-SEP-2005 14:43:38	Dark	37.500	135	Bet Hyi	2.8200	5800.0	75	18516	No
134	GOM_NL__2PRFIN20050914_144911_000000382040_00426_18516_6754.N1	14-SEP-2005 14:49:11	Straylight	37.500	148	Alp Tuc	2.8780	4100.0	75	18516	No
135	GOM_NL__2PRFIN20050914_145255_000000372040_00426_18516_6755.N1	14-SEP-2005 14:52:55	Straylight	36.500	31	Alp Gru	1.7340	15200.	73	18516	No
136	GOM_NL__2PRFIN20050914_145542_000000382040_00426_18516_6756.N1	14-SEP-2005 14:55:42	Straylight	37.500	172	Gam Gru	3.0030	13100.	75	18516	No
137	GOM_NL__2PRFIN20050914_150138_000000402040_00426_18516_6757.N1	14-SEP-2005 15:01:38	Tw_i_and_stray	39.500	142	49Del Cap	2.8500	8900.0	79	18516	No
138	GOM_NL__2PRFIN20050914_150443_000000372040_00426_18516_6758.N1	14-SEP-2005 15:04:43	Bright	36.500	154	22Bet Aqr	2.8990	5700.0	73	18516	No
139	GOM_NL__2PRFIN20050914_150853_000000352040_00426_18516_6759.N1	14-SEP-2005 15:08:53	Bright	35.000	61	8Eps Peg	2.1000	3900.0	70	18516	No
140	GOM_NL__2PRFIN20050914_151609_000000352040_00426_18516_6760.N1	14-SEP-2005 15:16:09	Bright	34.500	92	53Eps Cyg	2.5000	4500.0	69	18516	No
141	GOM_NL__2PRFIN20050914_151815_000000372040_00426_18516_6761.N1	14-SEP-2005 15:18:15	Bright	37.000	66	37Gam Cyg	2.2080	5900.0	74	18516	No
142	GOM_NL__2PRFIN20050914_153212_000000362040_00426_18516_6762.N1	14-SEP-2005 15:32:12	Bright	36.000	60	7Bet UMi	2.0810	3950.0	72	18516	No
143	GOM_NL__2PRFIN20050914_153837_000000522040_00426_18516_6763.N1	14-SEP-2005 15:38:37	Bright	52.000	36	50Alp UMa	1.8000	6300.0	104	18516	No
144	GOM_NL__2PRFIN20050914_154004_000000352040_00426_18516_6764.N1	14-SEP-2005 15:40:04	Bright	34.500	82	48Bet UMa	2.3650	10600.	69	18516	No
145	GOM_NL__2PRFIN20050914_160850_000000412040_00426_18516_6765.N1	14-SEP-2005 16:08:50	Dark	40.500	65	Lam Vel	2.2040	4400.0	81	18516	No
146	GOM_NL__2PRFIN20050914_161207_000000392040_00426_18516_6766.N1	14-SEP-2005 16:12:07	Dark	38.500	46	Del Vel	1.9540	10600.	77	18516	No
147	GOM_NL__2PRFIN20050914_161338_000000432040_00426_18516_6767.N1	14-SEP-2005 16:13:38	Dark	42.500	41	Eps Car	1.8600	4100.0	85	18516	No
148	GOM_NL__2PRFIN20050914_162414_000000382040_00427_18517_6753.N1	14-SEP-2005 16:24:14	Dark	38.000	135	Bet Hyi	2.8200	5800.0	76	18517	No
149	GOM_NL__2PRFIN20050914_162947_000000382040_00427_18517_6754.N1	14-SEP-2005 16:29:47	Straylight	37.500	148	Alp Tuc	2.8780	4100.0	75	18517	No
150	GOM_NL__2PRFIN20050914_163331_000000392040_00427_18517_6755.N1	14-SEP-2005 16:33:31	Straylight	39.000	31	Alp Gru	1.7340	15200.	78	18517	No
151	GOM_NL__2PRFIN20050914_163618_000000382040_00427_18517_6756.N1	14-SEP-2005 16:36:18	Straylight	38.000	172	Gam Gru	3.0030	13100.	76	18517	No
152	GOM_NL__2PRFIN20050914_164214_000000402040_00427_18517_6757.N1	14-SEP-2005 16:42:14	Tw_i_and_stray	39.500	142	49Del Cap	2.8500	8900.0	79	18517	No
153	GOM_NL__2PRFIN20050914_164520_000000382040_00427_18517_6758.N1	14-SEP-2005 16:45:20	Bright	37.500	154	22Bet Aqr	2.8990	5700.0	75	18517	No
154	GOM_NL__2PRFIN20050914_164929_000000382040_00427_18517_6759.N1	14-SEP-2005 16:49:29	Bright	37.500	61	8Eps Peg	2.1000	3900.0	75	18517	No
155	GOM_NL__2PRFIN20050914_165645_000000372040_00427_18517_6760.N1	14-SEP-2005 16:56:45	Bright	36.500	92	53Eps Cyg	2.5000	4500.0	73	18517	No
156	GOM_NL__2PRFIN20050914_165851_000000382040_00427_18517_6761.N1	14-SEP-2005 16:58:51	Bright	37.500	66	37Gam Cyg	2.2080	5900.0	75	18517	No
157	GOM_NL__2PRFIN20050914_171248_000000362040_00427_18517_6762.N1	14-SEP-2005 17:12:48	Bright	36.000	60	7Bet UMi	2.0810	3950.0	72	18517	No
158	GOM_NL__2PRFIN20050914_171914_000000342040_00427_18517_6763.N1	14-SEP-2005 17:19:14	Bright	33.500	36	50Alp UMa	1.8000	6300.0	67	18517	No
159	GOM_NL__2PRFIN20050914_172040_000000332040_00427_18517_6764.N1	14-SEP-2005 17:20:40	Bright	32.500	82	48Bet UMa	2.3650	10600.	65	18517	No
160	GOM_NL__2PRFIN20050914_174926_000000472040_00427_18517_6765.N1	14-SEP-2005 17:49:26	Dark	46.500	65	Lam Vel	2.2040	4400.0	93	18517	No

161	GOM_NL__2PRFIN20050914_175243_000000362040_00427_18517_6766.N1	14-SEP-2005 17:52:43	Dark	35.500	46	Del Vel	1.9540	10600.	71	18517	No
162	GOM_NL__2PRFIN20050914_175414_000000412040_00427_18517_6767.N1	14-SEP-2005 17:54:14	Dark	40.500	41	Eps Car	1.8600	4100.0	81	18517	No
163	GOM_NL__2PRFIN20050914_180451_000000372040_00428_18518_6753.N1	14-SEP-2005 18:04:51	Dark	37.000	135	Bet Hyi	2.8200	5800.0	74	18518	No
164	GOM_NL__2PRFIN20050914_181024_000000372040_00428_18518_6754.N1	14-SEP-2005 18:10:24	Straylight	37.000	148	Alp Tuc	2.8780	4100.0	74	18518	No
165	GOM_NL__2PRFIN20050914_181407_000000432040_00428_18518_6755.N1	14-SEP-2005 18:14:07	Straylight	42.500	31	Alp Gru	1.7340	15200.	85	18518	No
166	GOM_NL__2PRFIN20050914_181654_000000382040_00428_18518_6756.N1	14-SEP-2005 18:16:54	Straylight	37.500	172	Gam Gru	3.0030	13100.	75	18518	No
167	GOM_NL__2PRFIN20050914_182251_000000402040_00428_18518_6757.N1	14-SEP-2005 18:22:51	Tw_i_and_stray	40.000	142	49Del Cap	2.8500	8900.0	80	18518	No
168	GOM_NL__2PRFIN20050914_182556_000000372040_00428_18518_6758.N1	14-SEP-2005 18:25:56	Bright	37.000	154	22Bet Aqr	2.8990	5700.0	74	18518	No
169	GOM_NL__2PRFIN20050914_183005_000000372040_00428_18518_6759.N1	14-SEP-2005 18:30:05	Bright	37.000	61	8Eps Peg	2.1000	3900.0	74	18518	No
170	GOM_NL__2PRFIN20050914_183721_000000362040_00428_18518_6760.N1	14-SEP-2005 18:37:21	Bright	35.500	92	53Eps Cyg	2.5000	4500.0	71	18518	No
171	GOM_NL__2PRFIN20050914_183927_000000382040_00428_18518_6761.N1	14-SEP-2005 18:39:27	Bright	37.500	66	37Gam Cyg	2.2080	5900.0	75	18518	No
172	GOM_NL__2PRFIN20050914_185325_000000382040_00428_18518_6762.N1	14-SEP-2005 18:53:25	Bright	37.500	60	7Bet UMi	2.0810	3950.0	75	18518	No
173	GOM_NL__2PRFIN20050914_185950_000000352040_00428_18518_6763.N1	14-SEP-2005 18:59:50	Bright	35.000	36	50Alp UMa	1.8000	6300.0	70	18518	No
174	GOM_NL__2PRFIN20050914_190116_000000352040_00428_18518_6764.N1	14-SEP-2005 19:01:16	Bright	34.500	82	48Bet UMa	2.3650	10600.	69	18518	No
175	GOM_NL__2PRFIN20050914_193002_000000412040_00428_18518_6765.N1	14-SEP-2005 19:30:02	Dark	40.500	65	Lam Vel	2.2040	4400.0	81	18518	No
176	GOM_NL__2PRFIN20050914_193319_000000392040_00428_18518_6766.N1	14-SEP-2005 19:33:19	Dark	39.000	46	Del Vel	1.9540	10600.	78	18518	No
177	GOM_NL__2PRFIN20050914_193450_000000402040_00428_18518_6767.N1	14-SEP-2005 19:34:50	Dark	39.500	41	Eps Car	1.8600	4100.0	79	18518	No
178	GOM_NL__2PRFIN20050914_194527_000000372040_00429_18519_6753.N1	14-SEP-2005 19:45:27	Dark	37.000	135	Bet Hyi	2.8200	5800.0	74	18519	No
179	GOM_NL__2PRFIN20050914_195059_000000372040_00429_18519_6754.N1	14-SEP-2005 19:50:59	Straylight	37.000	148	Alp Tuc	2.8780	4100.0	74	18519	No
180	GOM_NL__2PRFIN20050914_195443_000000402040_00429_18519_6755.N1	14-SEP-2005 19:54:43	Straylight	40.000	31	Alp Gru	1.7340	15200.	80	18519	No
181	GOM_NL__2PRFIN20050914_195730_000000382040_00429_18519_6756.N1	14-SEP-2005 19:57:30	Straylight	38.000	172	Gam Gru	3.0030	13100.	76	18519	No
182	GOM_NL__2PRFIN20050914_200327_000000442040_00429_18519_6757.N1	14-SEP-2005 20:03:27	Tw_i_and_stray	44.000	142	49Del Cap	2.8500	8900.0	88	18519	No
183	GOM_NL__2PRFIN20050914_200632_000000382040_00429_18519_6758.N1	14-SEP-2005 20:06:32	Bright	37.500	154	22Bet Aqr	2.8990	5700.0	75	18519	No
184	GOM_NL__2PRFIN20050914_201041_000000362040_00429_18519_6759.N1	14-SEP-2005 20:10:41	Bright	36.000	61	8Eps Peg	2.1000	3900.0	72	18519	No
185	GOM_NL__2PRFIN20050914_201757_000000362040_00429_18519_6760.N1	14-SEP-2005 20:17:57	Bright	36.000	92	53Eps Cyg	2.5000	4500.0	72	18519	No
186	GOM_NL__2PRFIN20050914_202004_000000372040_00429_18519_6761.N1	14-SEP-2005 20:20:04	Bright	37.000	66	37Gam Cyg	2.2080	5900.0	74	18519	No
187	GOM_NL__2PRFIN20050914_203401_000000392040_00429_18519_6762.N1	14-SEP-2005 20:34:01	Bright	38.500	60	7Bet UMi	2.0810	3950.0	77	18519	No
188	GOM_NL__2PRFIN20050914_204026_000000352040_00429_18519_6763.N1	14-SEP-2005 20:40:26	Bright	34.500	36	50Alp UMa	1.8000	6300.0	69	18519	No
189	GOM_NL__2PRFIN20050914_204152_000000502040_00429_18519_6764.N1	14-SEP-2005 20:41:52	Bright	49.500	82	48Bet UMa	2.3650	10600.	99	18519	No
190	GOM_NL__2PRFIN20050914_211038_000000382040_00429_18519_6765.N1	14-SEP-2005 21:10:38	Dark	37.500	65	Lam Vel	2.2040	4400.0	75	18519	No
191	GOM_NL__2PRFIN20050914_211355_000000392040_00429_18519_6766.N1	14-SEP-2005 21:13:55	Dark	38.500	46	Del Vel	1.9540	10600.	77	18519	No
192	GOM_NL__2PRFIN20050914_211526_000000492040_00429_18519_6767.N1	14-SEP-2005 21:15:26	Dark	48.500	41	Eps Car	1.8600	4100.0	97	18519	No
193	GOM_NL__2PRFIN20050914_212603_000000382040_00430_18520_6773.N1	14-SEP-2005 21:26:03	Dark	37.500	135	Bet Hyi	2.8200	5800.0	75	18520	No
194	GOM_NL__2PRFIN20050914_213136_000000382040_00430_18520_6774.N1	14-SEP-2005 21:31:36	Straylight	38.000	148	Alp Tuc	2.8780	4100.0	76	18520	No
195	GOM_NL__2PRFIN20050914_213519_000000392040_00430_18520_6775.N1	14-SEP-2005 21:35:19	Straylight	38.500	31	Alp Gru	1.7340	15200.	77	18520	No
196	GOM_NL__2PRFIN20050914_213806_000000392040_00430_18520_6776.N1	14-SEP-2005 21:38:06	Straylight	38.500	172	Gam Gru	3.0030	13100.	77	18520	No
197	GOM_NL__2PRFIN20050914_214403_000000372040_00430_18520_6777.N1	14-SEP-2005 21:44:03	Tw_i_and_stray	36.500	142	49Del Cap	2.8500	8900.0	73	18520	No
198	GOM_NL__2PRFIN20050914_214708_000000362040_00430_18520_6778.N1	14-SEP-2005 21:47:08	Bright	35.500	154	22Bet Aqr	2.8990	5700.0	71	18520	No
199	GOM_NL__2PRFIN20050914_215117_000000372040_00430_18520_6779.N1	14-SEP-2005 21:51:17	Bright	36.500	61	8Eps Peg	2.1000	3900.0	73	18520	No
200	GOM_NL__2PRFIN20050914_215834_000000342040_00430_18520_6780.N1	14-SEP-2005 21:58:34	Bright	33.500	92	53Eps Cyg	2.5000	4500.0	67	18520	No
201	GOM_NL__2PRFIN20050914_220040_000000372040_00430_18520_6781.N1	14-SEP-2005 22:00:40	Bright	36.500	66	37Gam Cyg	2.2080	5900.0	73	18520	No
202	GOM_NL__2PRFIN20050914_221437_000000372040_00430_18520_6782.N1	14-SEP-2005 22:14:37	Bright	37.000	60	7Bet UMi	2.0810	3950.0	74	18520	No
203	GOM_NL__2PRFIN20050914_222102_000000372040_00430_18520_6783.N1	14-SEP-2005 22:21:02	Bright	36.500	36	50Alp UMa	1.8000	6300.0	73	18520	No
204	GOM_NL__2PRFIN20050914_222228_000000522040_00430_18520_6784.N1	14-SEP-2005 22:22:28	Bright	51.500	82	48Bet UMa	2.3650	10600.	103	18520	No
205	GOM_NL__2PRFIN20050914_233910_000000362040_00431_18521_6773.N1	14-SEP-2005 23:39:10	Bright	35.500	92	53Eps Cyg	2.5000	4500.0	71	18521	No
206	GOM_NL__2PRFIN20050914_234116_000000392040_00431_18521_6774.N1	14-SEP-2005 23:41:16	Bright	38.500	66	37Gam Cyg	2.2080	5900.0	77	18521	No
207	GOM_NL__2PRFIN20050914_235513_000000342040_00431_18521_6775.N1	14-SEP-2005 23:55:13	Bright	34.000	60	7Bet UMi	2.0810	3950.0	68	18521	No

3. Quality information per product

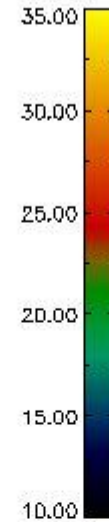
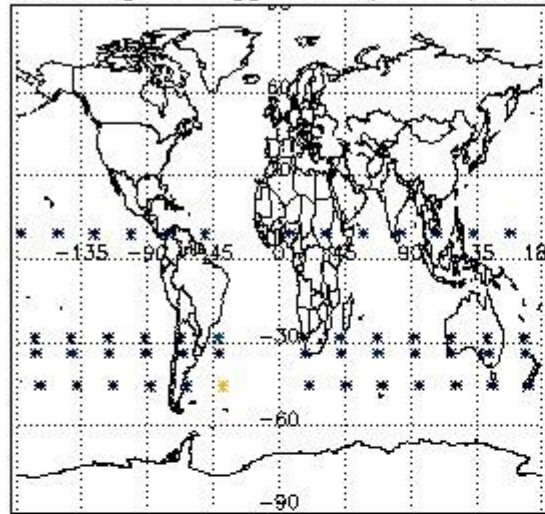
In this section it is plotted some information contained in the Quality Summary data set of the level 2 products. Only products in dark limb conditions and without errors (error flag in the MPH set to "0") are used.

3.1 Plot quality information per product (time dependant)

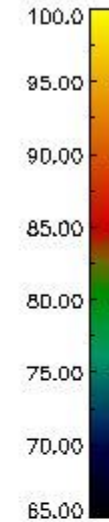
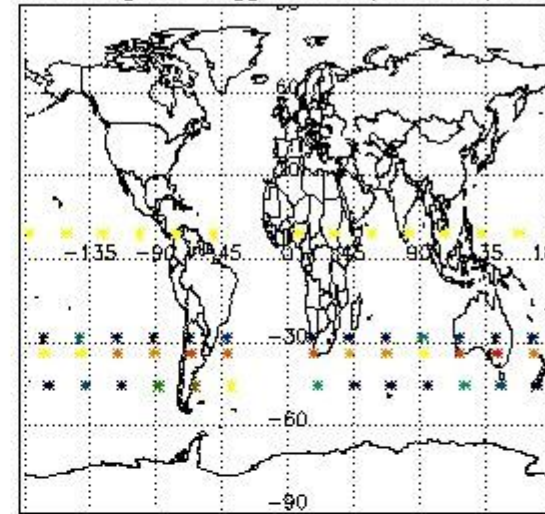


3.2 Plot quality information per product (world map)

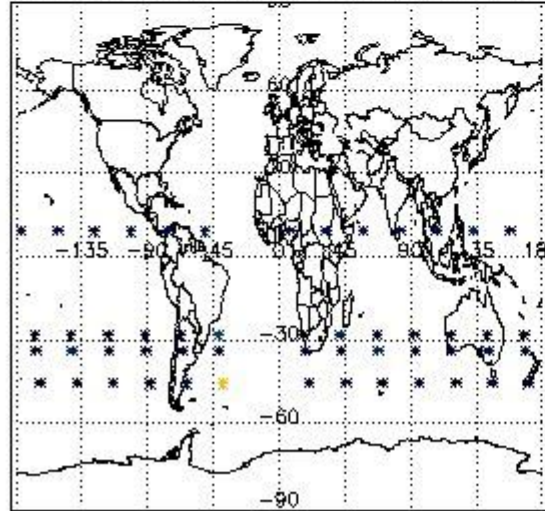
Percentage of flagged data per O3 profile



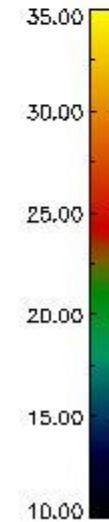
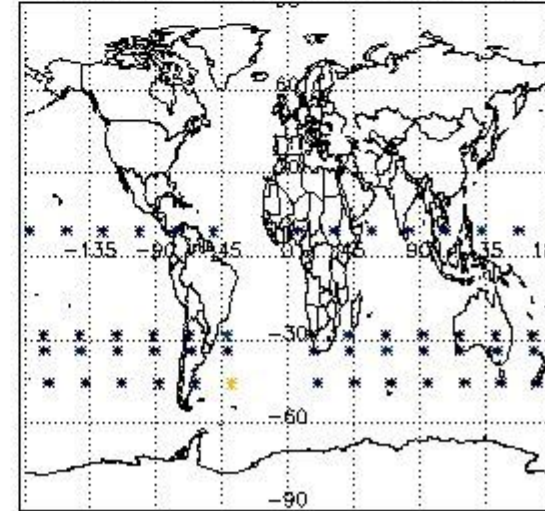
Percentage of flagged data per H2O profile



Percentage of flagged data per NO2 profile



Percentage of flagged data per NO3 profile

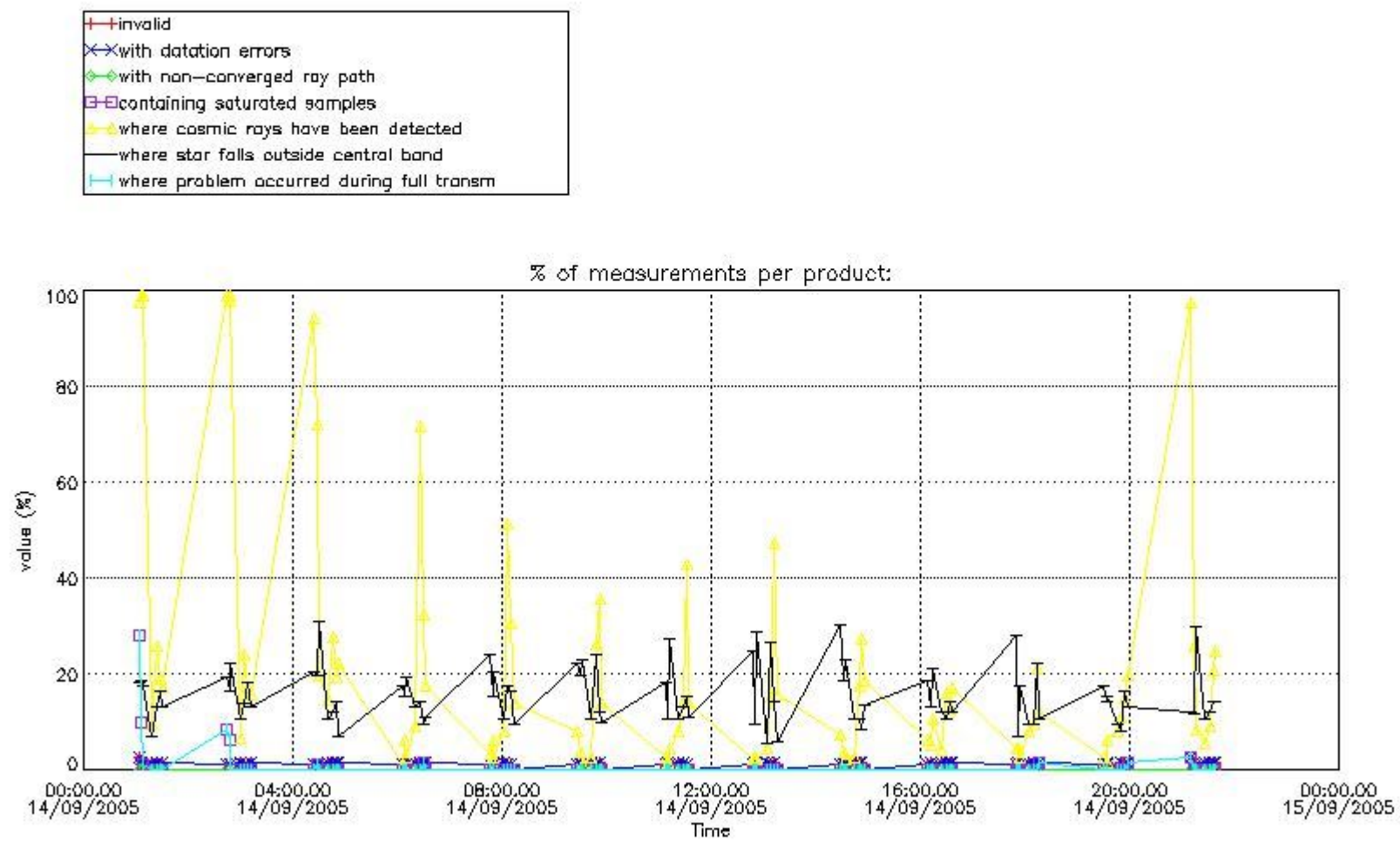


4. Level 1 quality information per product

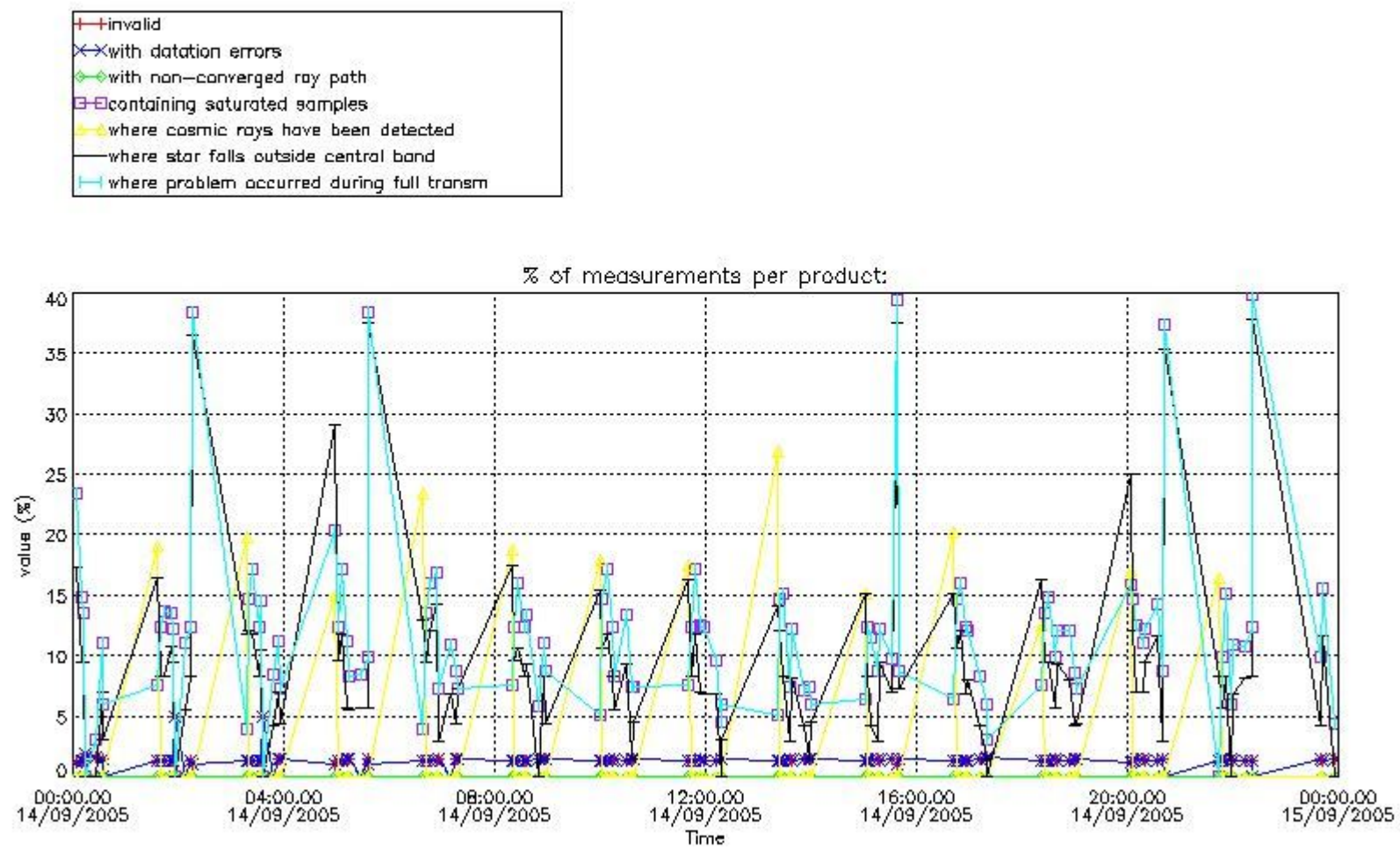
In this section it is plotted some information contained in the Quality Summary data set of the level 2 products that comes from the level 1b processing. Products without errors (error flag in the MPH set to "0") are used.

4.1 Plot quality information per product (time dependant) coming from level 1b processing

4.1.1 Plot level 1 quality information per product (time dependant): ENVISAT ASCENDING passes



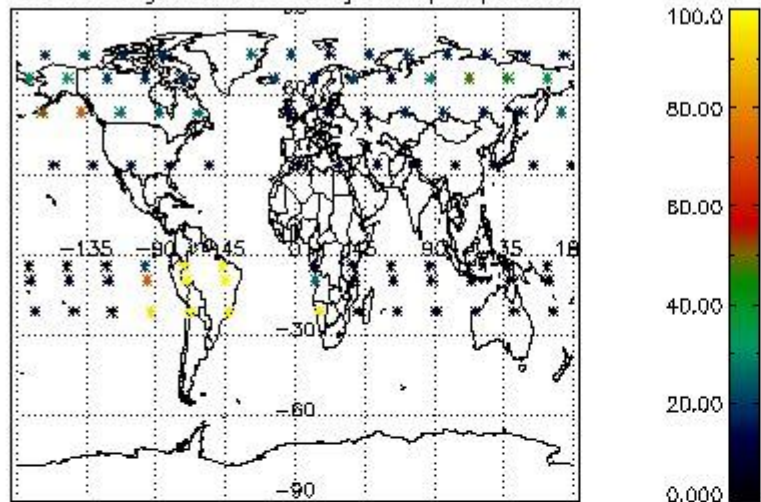
4.1.2 Plot level 1 quality information per product (time dependant): ENVI SAT DESCENDING passes



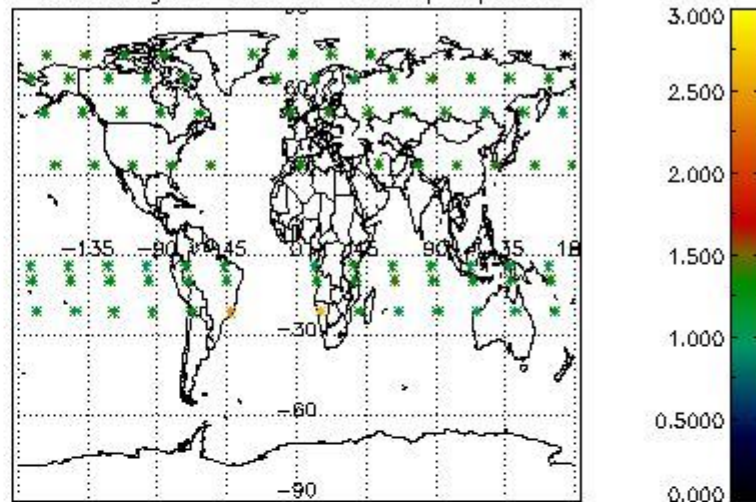
4.2 Plot quality information per product coming from level 1b processing (world map)

4.2.1 Plot level 1 quality information per product (world map): ENVISAT ASCENDING passes

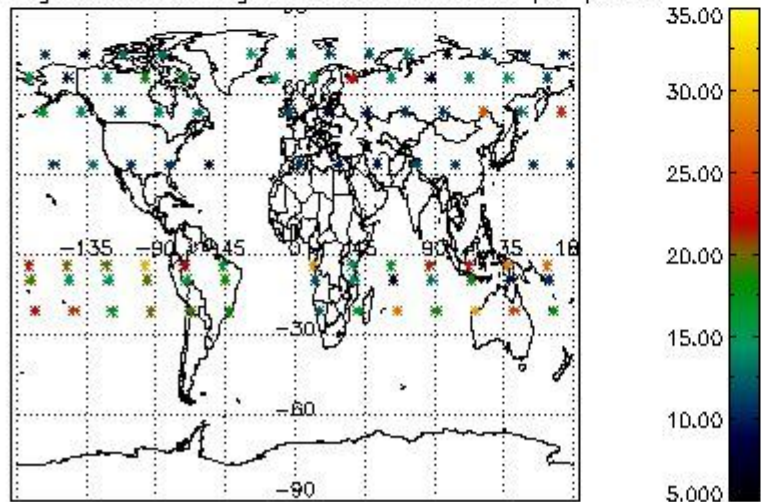
Percentage of cosmic ray hits per profile



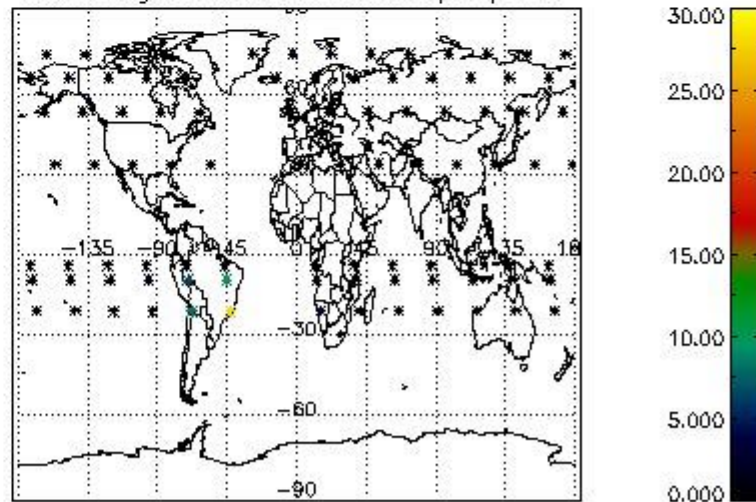
Percentage of datation errors per profile



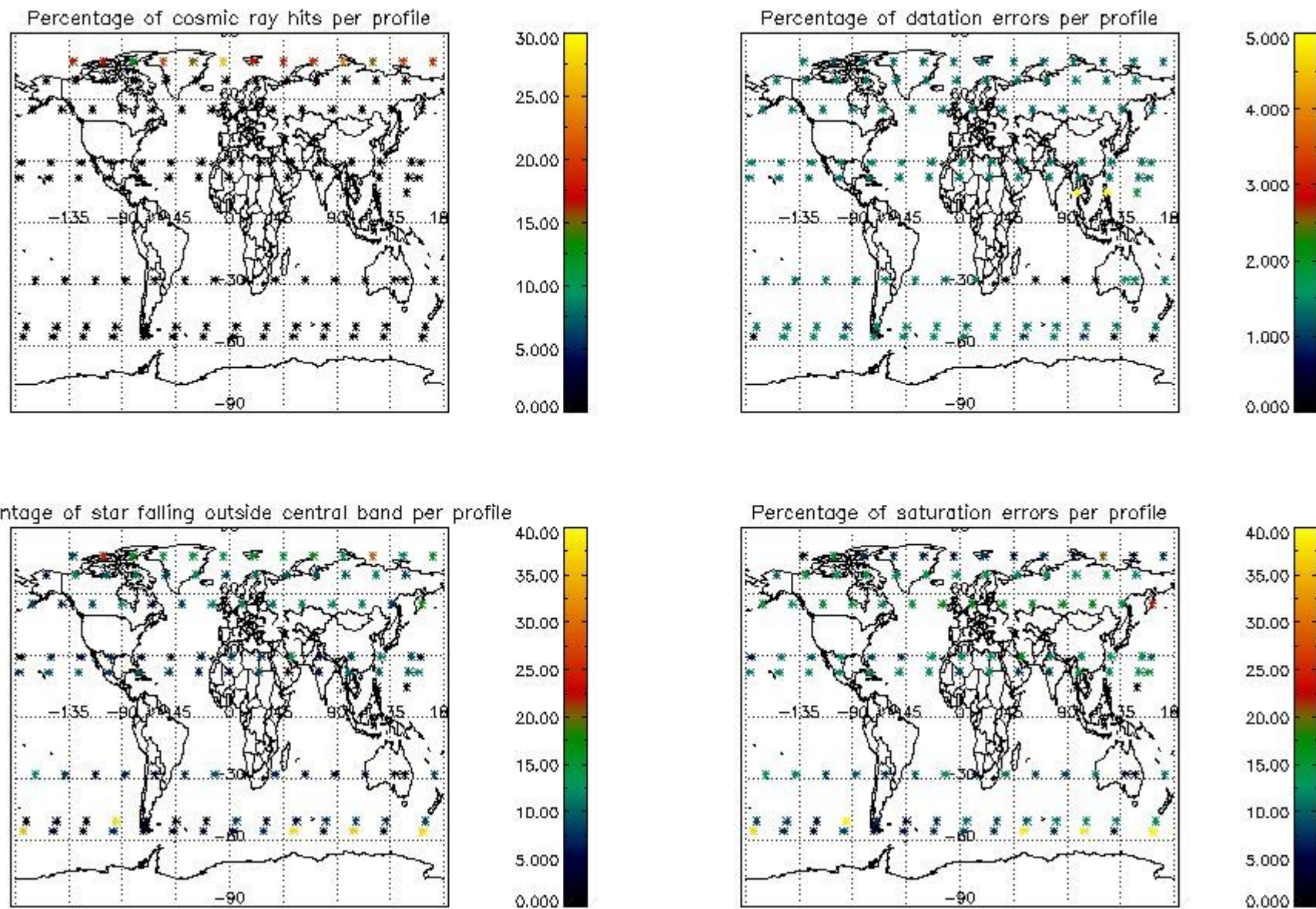
Percentage of star falling outside central band per profile



Percentage of saturation errors per profile



4.2.2 Plot level 1 quality information per product (world map): ENVISAT DESCENDING passes



5. Trace gas profiles

5.1 Ozone statistics based on quality of products

The final quality of the products can be "measured" using the STD (Standard Deviation) attached to every point profile. This information is written to the parameter GOM_NL__2P/NL_LOCAL_SPECIES_DENSITY/o3_std of the level 2 products. The table below shows the statistics for given STD ranges.

The statistics are given with respect to the overall valid production:

- Products without fatal errors: GOM_NL__2P/MPH/PRODUCT_ERR=0
- Valid point profile: GOM_NL__2P/NL_LOCAL_SPECIES_DENSITY/pcd(0)=0

The 'Criteria' is applied to valid points of dark limb products:

- Products in dark limb illumination condition: GOM_NL__2P/NL_SUMMARY_QUALITY/obs_ill_cond=0
- Products without fatal errors: GOM_NL__2P/MPH/PRODUCT_ERR=0
- Valid point profile: GOM_NL__2P/NL_LOCAL_SPECIES_DENSITY/pcd(0)=0

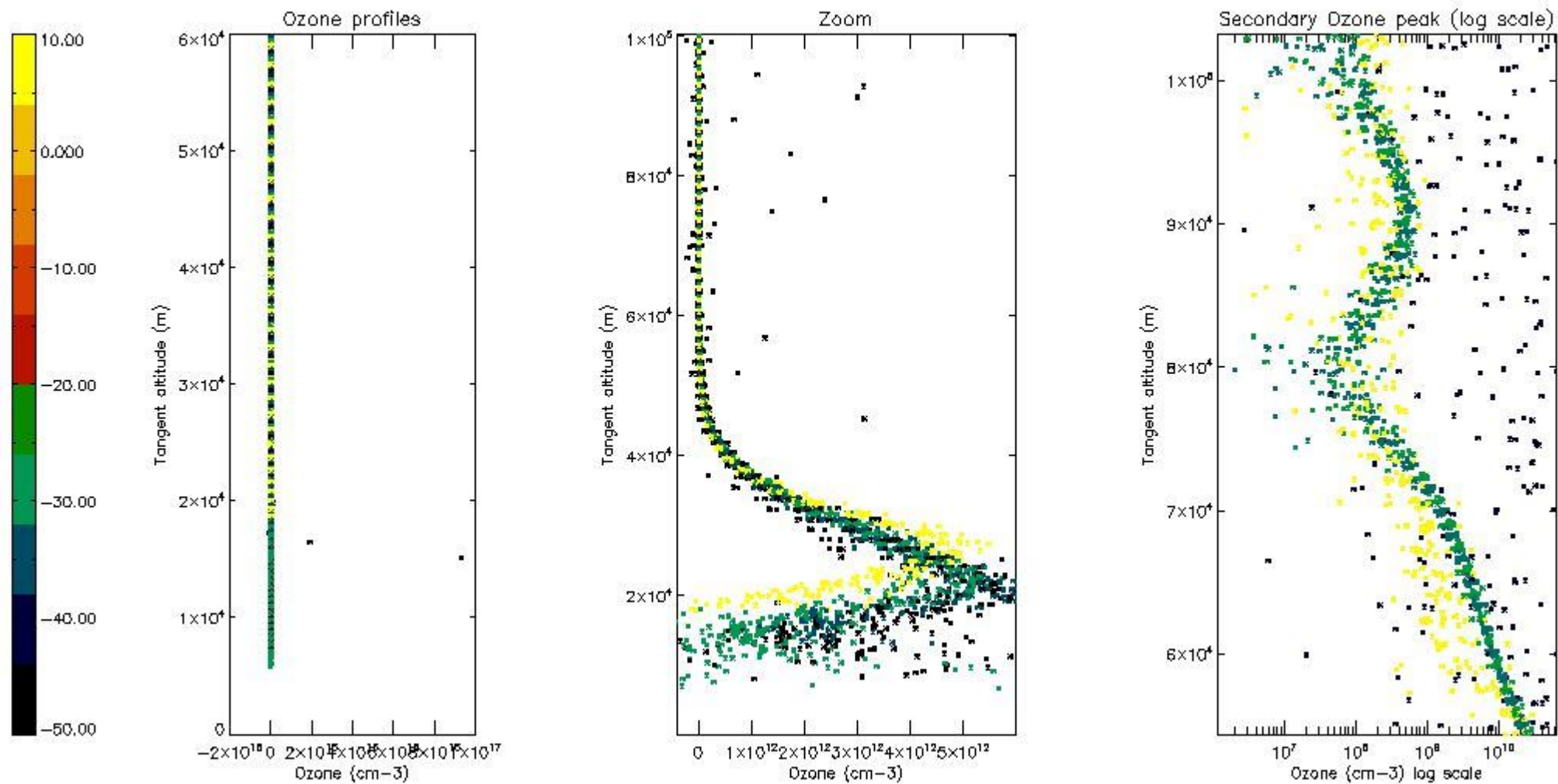
So, the table below shows the percentage of dark limb and valid observations for each criteria with respect to the overall valid daily observations.

Criteria	% of total production
All STD	28
STD < 20	12

STD < 10	9
STD < 5	3

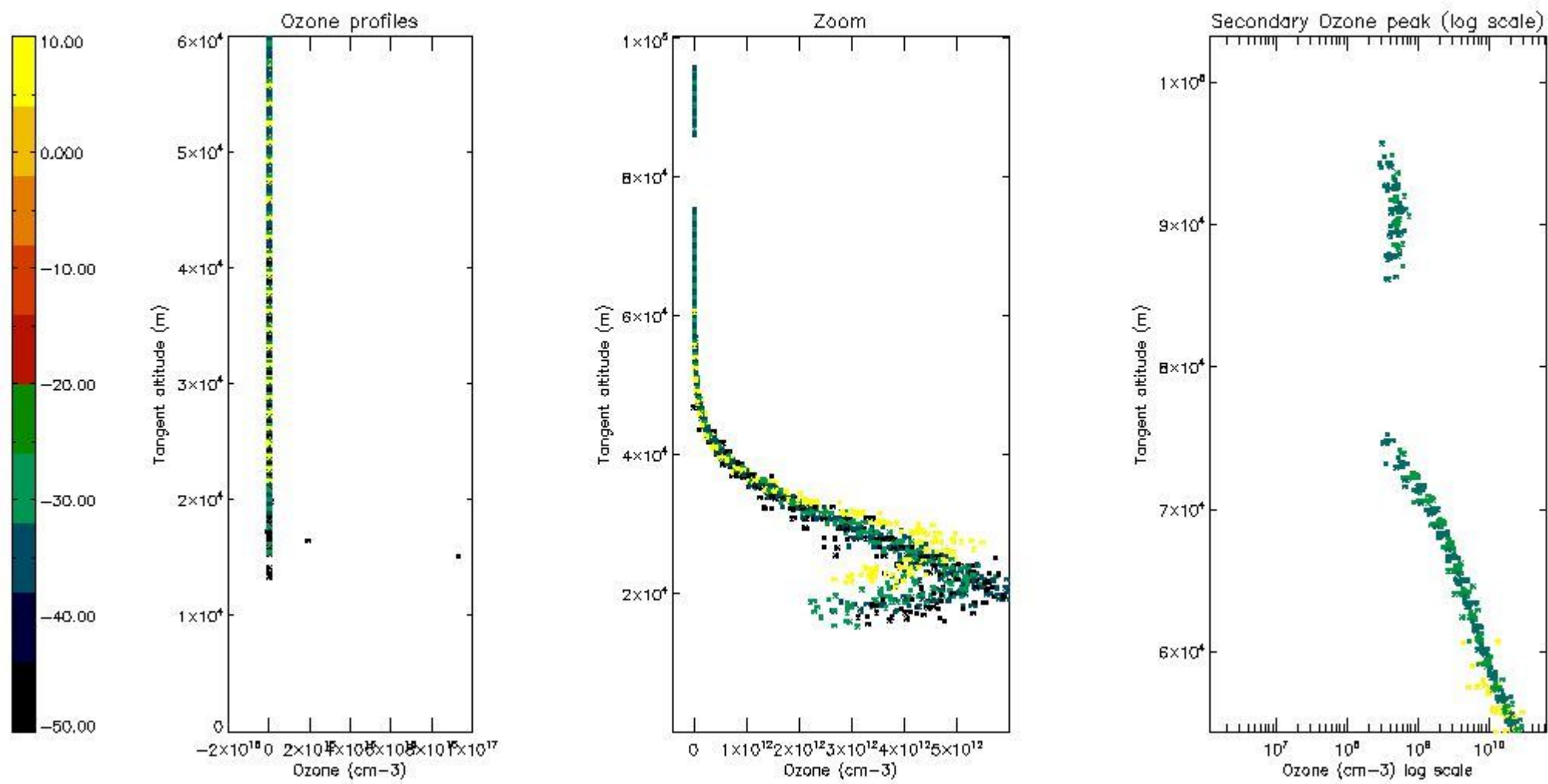
5.2 Plot ozone profiles for all STD (dark without errors)

The colorbar represents the latitude.



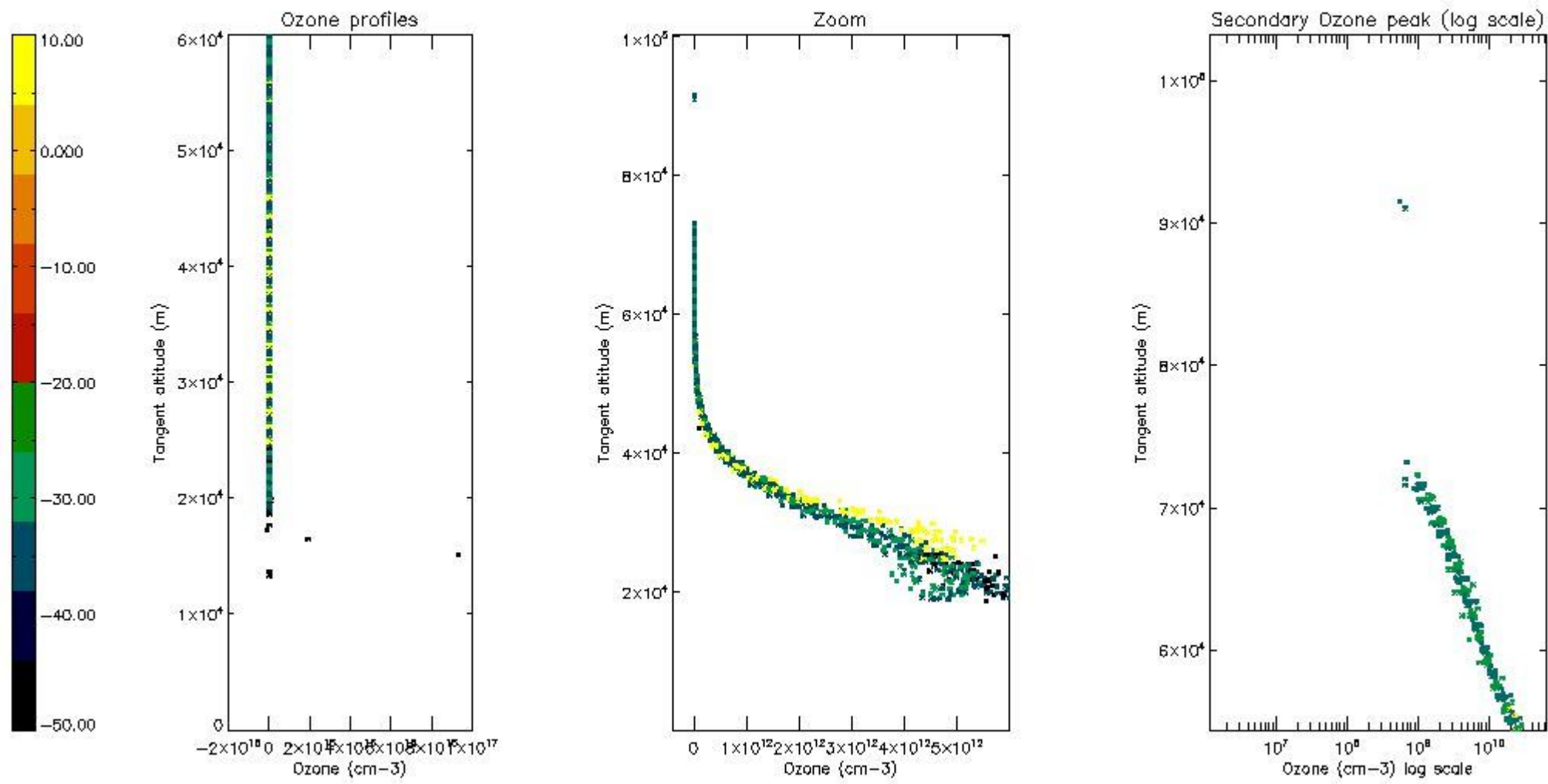
5.3 Plot ozone profiles where STD < 20% (dark without errors)

The colorbar represents the latitude.



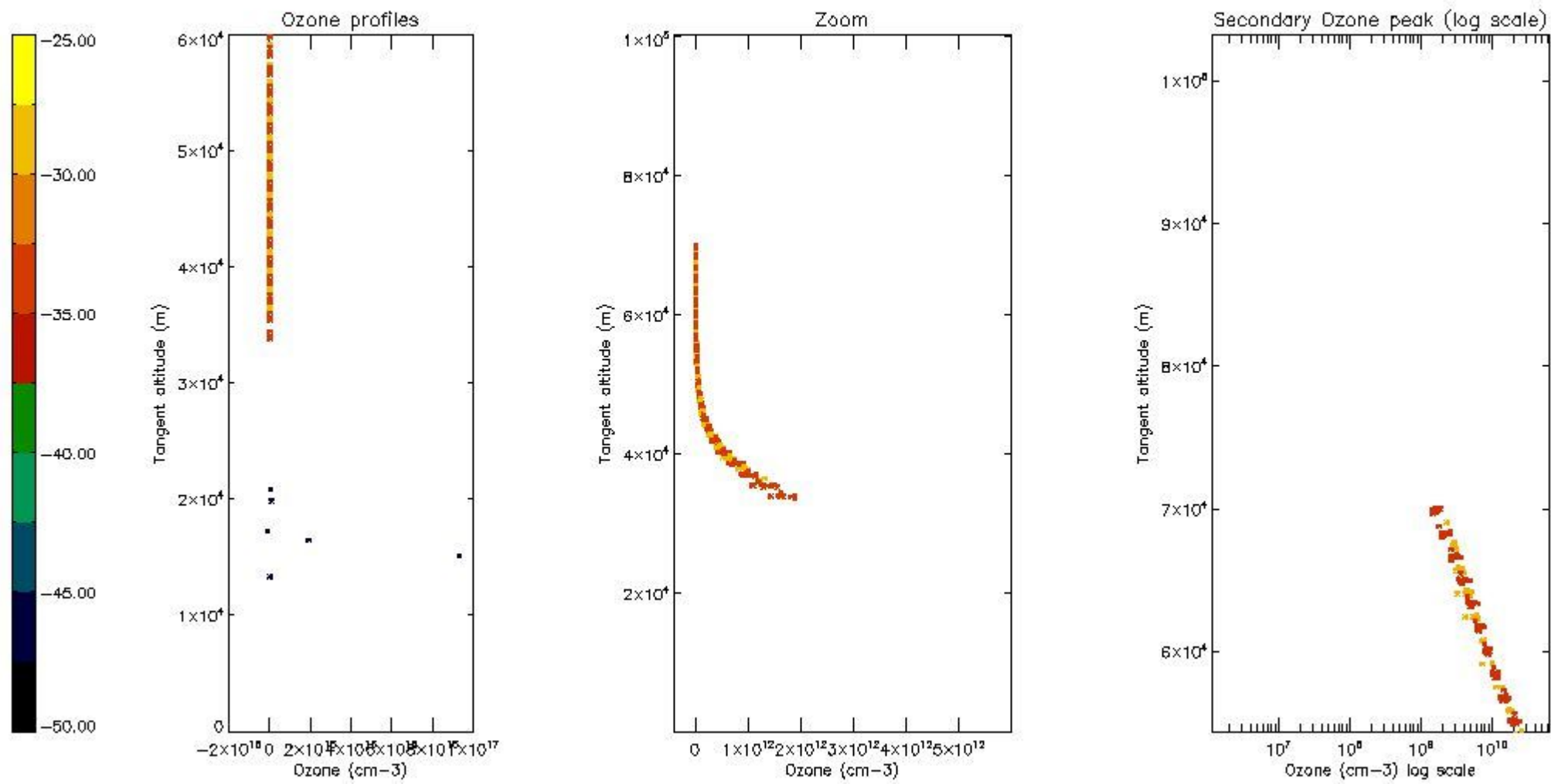
5.4 Plot ozone profiles where $STD < 10\%$ (dark without errors)

The colorbar represents the latitude.



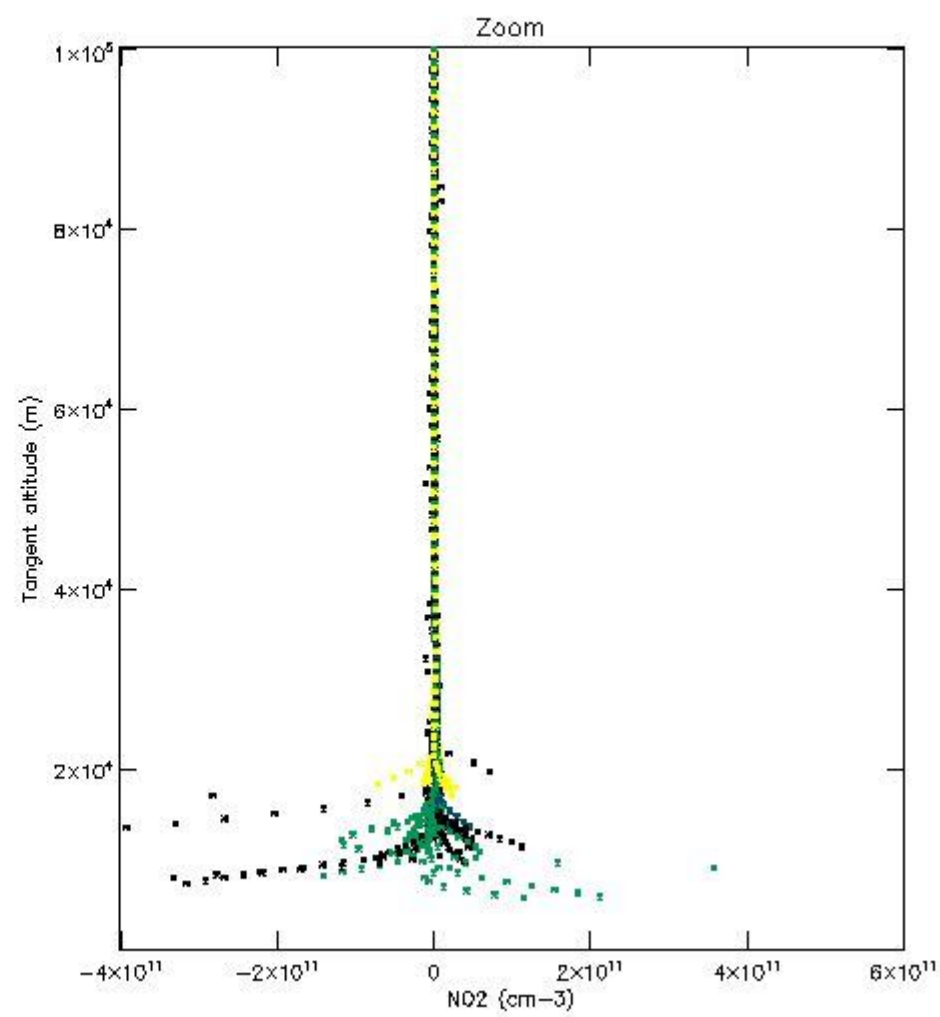
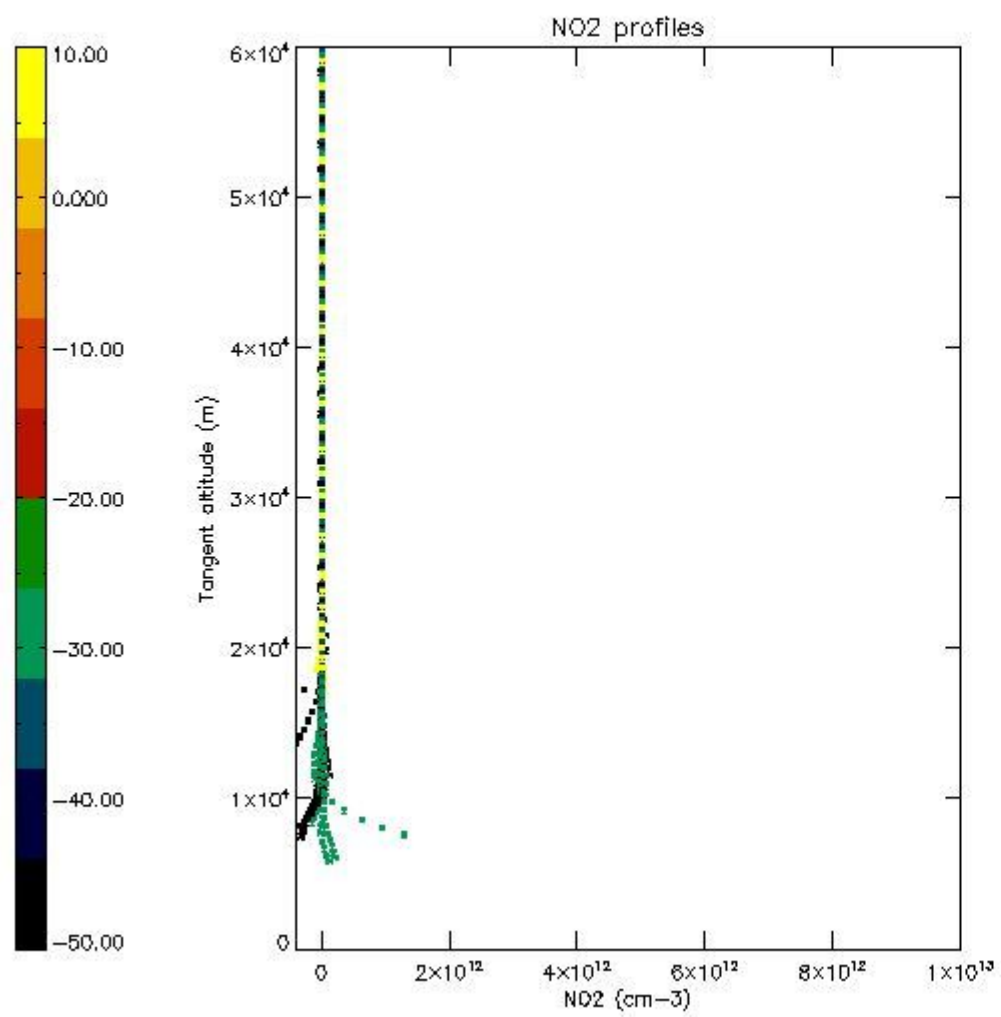
5.5 Plot ozone profiles where STD < 5% (dark without errors)

The colorbar represents the latitude.



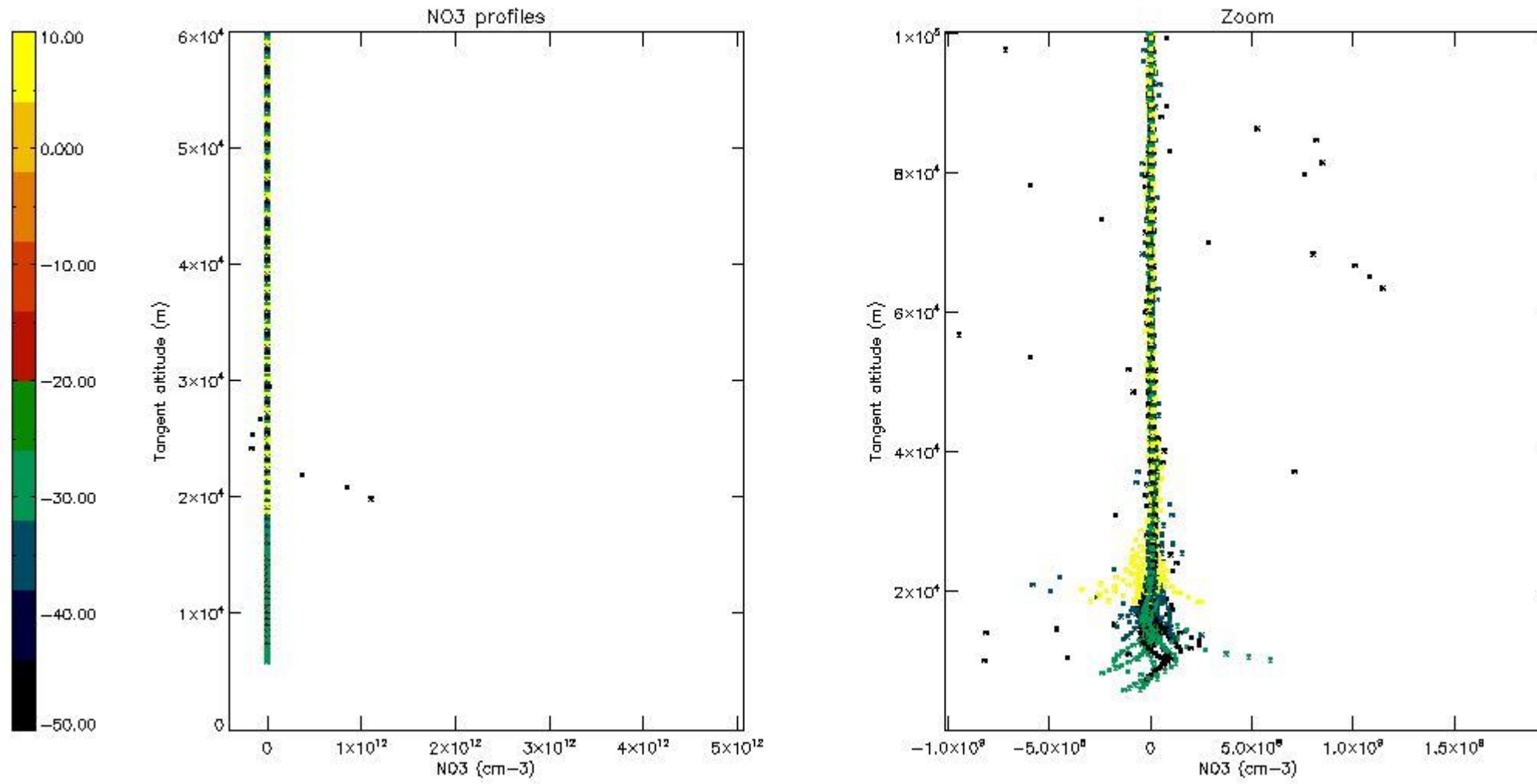
5.6 Plot NO₂ profiles for all STD (dark without errors)

The colorbar represents the latitude.



5.7 Plot NO3 profiles for all STD (dark without errors)

The colorbar represents the latitude.



6. Auxiliary Data Files used for the production reported in section 2

The number reported in the third column indicates since which file (see list in section 2) the corresponding auxiliary file has been used. The fourth column is the date of those product files.

Type	Auxiliary Filename	Used since product	Used since product date
INST_PHYS_CHARACTERISTICS	GOM_INS_AXVIEC20091111_143220_20030716_120000_20500101_000000	1	14-SEP-2005 00:03:28
LEVEL-2_PROC_CONFIG	GOM_PR2_AXVIEC20091111_152718_20020301_000000_20500101_000000	1	14-SEP-2005 00:03:28
CROSS_SECTIONS_FILE	GOM_CRS_AXVIEC20091111_154832_20020301_000000_20500101_000000	1	14-SEP-2005 00:03:28

GOMOS Level 2 Daily Report

SUMMARY

[1. General Info](#)

[2. Summary of processed GOM_NL_2P products](#)

[3. Level 2 Quality information per product](#)

[3.1 Plot of level 2 quality information per product \(time dependant\)](#)

[3.2 Plot of level 2 quality information per product \(world map\)](#)

[4. Level 1 Quality information per product \(stored on level 2 products\)](#)

[4.1 Plot of level 1 quality information per product \(time dependant\)](#)

[4.1.1 Plot of level 1 quality information per product \(time dependant\): ASCENDING](#)

[4.1.2 Plot of level 1 quality information per product \(time dependant\): DESCENDING](#)

[4.2 Plot of level 1 quality information per product \(world map\)](#)

[4.2.1 Plot of level 1 quality information per product \(world map\): ASCENDING](#)

[4.2.2 Plot of level 1 quality information per product \(world map\): DESCENDING](#)

[5. Ozone profiles based on quality statistics and other trace gas profiles](#)

[5.1 Ozone statistics based on quality of products](#)

[5.2 Plot ozone profiles for all STD \(dark without errors\)](#)

[5.3 Plot ozone profiles where STD < 20% \(dark without errors\)](#)

[5.4. Plot ozone profiles where STD < 10% \(dark without errors\)](#)

[5.5. Plot ozone profiles where STD < 5% \(dark without errors\)](#)

[5.6 Plot NO2 profiles for all STD \(dark without errors\)](#)

[5.7 Plot NO3 profiles for all STD \(dark without errors\)](#)

[5.8 Plot H2O profiles \(only for occultations of stars 1,2,3,4,13,14,16,26,63 dark without errors\) for all STD](#)

[6. Auxiliary Data Files used for the production reported in section 2](#)

This report presents the daily analysis on parameters extracted from GOMOS level 2 data (GOM_NL__2P). It is intended to monitor some important parameters that will impact the quality of these products. A list of level 2 products (and content) that have arrived during the reporting day to the PCF is also given.

Item	Value
Time of report generation	18APR2013 10:56:23
Data source version	GOMOS/6.01
Start time of products	14-09-2005 (14SEP2005 00:00:00)
Stop time of products	15-09-2005 (15SEP2005 00:00:00)
Store outputs in DB	Yes
Nb of level 2 prods	207
Nb of prods with errors	0

2. Summary of processed GOM_NL__2P products.

Nr	Filename	UTC Start time	Limb	Duration	Star Id	Star Name	Star Mag	Star Temp	Nb Meas	Orbit	Prod. error
1	GOM_NL__2PRFIN20050914_000328_000000412040_00417_18507_6738.N1	14-SEP-2005 00:03:28	Bright	40.500	61	8Eps Peg	2.1000	3900.0	81	18507	No
2	GOM_NL__2PRFIN20050914_001043_000000372040_00417_18507_6739.N1	14-SEP-2005 00:10:43	Bright	37.000	92	53Eps Cyg	2.5000	4500.0	74	18507	No
3	GOM_NL__2PRFIN20050914_001248_000000372040_00417_18507_6740.N1	14-SEP-2005 00:12:48	Bright	37.000	66	37Gam Cyg	2.2080	5900.0	74	18507	No
4	GOM_NL__2PRFIN20050914_001454_000000262040_00417_18507_6741.N1	14-SEP-2005 00:14:54	Twilight	26.000	144	18Del Cyg	2.8600	11000.	52	18507	No
5	GOM_NL__2PRFIN20050914_002646_000000332040_00417_18507_6742.N1	14-SEP-2005 00:26:46	Bright	32.500	60	7Bet UMi	2.0810	3950.0	65	18507	No
6	GOM_NL__2PRFIN20050914_003312_000000362040_00417_18507_6743.N1	14-SEP-2005 00:33:12	Bright	36.000	36	50Alp UMa	1.8000	6300.0	72	18507	No
7	GOM_NL__2PRFIN20050914_003438_000000342040_00417_18507_6744.N1	14-SEP-2005 00:34:38	Bright	33.500	82	48Bet UMa	2.3650	10600.	67	18507	No
8	GOM_NL__2PRFIN20050914_010325_000000412040_00417_18507_6745.N1	14-SEP-2005 01:03:25	Dark	41.000	65	Lam Vel	2.2040	4400.0	82	18507	No
9	GOM_NL__2PRFIN20050914_010642_000000412040_00417_18507_6746.N1	14-SEP-2005 01:06:42	Dark	40.500	46	Del Vel	1.9540	10600.	81	18507	No
10	GOM_NL__2PRFIN20050914_010813_000000412040_00417_18507_6747.N1	14-SEP-2005 01:08:13	Dark	40.500	41	Eps Car	1.8600	4100.0	81	18507	No
11	GOM_NL__2PRFIN20050914_011849_000000372040_00418_18508_6733.N1	14-SEP-2005 01:18:49	Dark	36.500	135	Bet Hyi	2.8200	5800.0	73	18508	No
12	GOM_NL__2PRFIN20050914_012423_000000392040_00418_18508_6734.N1	14-SEP-2005 01:24:23	Straylight	38.500	148	Alp Tuc	2.8780	4100.0	77	18508	No
13	GOM_NL__2PRFIN20050914_012806_000000402040_00418_18508_6735.N1	14-SEP-2005 01:28:06	Straylight	40.000	31	Alp Gru	1.7340	15200.	80	18508	No
14	GOM_NL__2PRFIN20050914_013053_000000382040_00418_18508_6736.N1	14-SEP-2005 01:30:53	Straylight	38.000	172	Gam Gru	3.0030	13100.	76	18508	No
15	GOM_NL__2PRFIN20050914_013650_000000402040_00418_18508_6737.N1	14-SEP-2005 01:36:50	Twilight	39.500	142	49Del Cap	2.8500	8900.0	79	18508	No
16	GOM_NL__2PRFIN20050914_013954_000000372040_00418_18508_6738.N1	14-SEP-2005 01:39:54	Bright	36.500	154	22Bet Aqr	2.8990	5700.0	73	18508	No
17	GOM_NL__2PRFIN20050914_014404_000000372040_00418_18508_6739.N1	14-SEP-2005 01:44:04	Bright	36.500	61	8Eps Peg	2.1000	3900.0	73	18508	No
18	GOM_NL__2PRFIN20050914_015119_000000372040_00418_18508_6740.N1	14-SEP-2005 01:51:19	Bright	37.000	92	53Eps Cyg	2.5000	4500.0	74	18508	No
19	GOM_NL__2PRFIN20050914_015325_000000372040_00418_18508_6741.N1	14-SEP-2005 01:53:25	Bright	37.000	66	37Gam Cyg	2.2080	5900.0	74	18508	No
20	GOM_NL__2PRFIN20050914_015530_000000102040_00418_18508_6742.N1	14-SEP-2005 01:55:30	Straylight	10.000	144	18Del Cyg	2.8600	11000.	20	18508	No
21	GOM_NL__2PRFIN20050914_020722_000000362040_00418_18508_6743.N1	14-SEP-2005 02:07:22	Bright	36.000	60	7Bet UMi	2.0810	3950.0	72	18508	No
22	GOM_NL__2PRFIN20050914_021348_000000372040_00418_18508_6744.N1	14-SEP-2005 02:13:48	Bright	36.500	36	50Alp UMa	1.8000	6300.0	73	18508	No
23	GOM_NL__2PRFIN20050914_021514_000000522040_00418_18508_6745.N1	14-SEP-2005 02:15:14	Bright	52.000	82	48Bet UMa	2.3650	10600.	104	18508	No
24	GOM_NL__2PRFIN20050914_024401_000000422040_00418_18508_6746.N1	14-SEP-2005 02:44:01	Dark	41.500	65	Lam Vel	2.2040	4400.0	83	18508	No
25	GOM_NL__2PRFIN20050914_024718_000000402040_00418_18508_6747.N1	14-SEP-2005 02:47:18	Dark	40.000	46	Del Vel	1.9540	10600.	80	18508	No
26	GOM_NL__2PRFIN20050914_024849_000000432040_00418_18508_6748.N1	14-SEP-2005 02:48:49	Dark	43.000	41	Eps Car	1.8600	4100.0	86	18508	No
27	GOM_NL__2PRFIN20050914_025926_000000382040_00419_18509_6735.N1	14-SEP-2005 02:59:26	Dark	37.500	135	Bet Hyi	2.8200	5800.0	75	18509	No
28	GOM_NL__2PRFIN20050914_030459_000000402040_00419_18509_6736.N1	14-SEP-2005 03:04:59	Straylight	39.500	148	Alp Tuc	2.8780	4100.0	79	18509	No
29	GOM_NL__2PRFIN20050914_030842_000000412040_00419_18509_6737.N1	14-SEP-2005 03:08:42	Straylight	41.000	31	Alp Gru	1.7340	15200.	82	18509	No
30	GOM_NL__2PRFIN20050914_031129_000000382040_00419_18509_6738.N1	14-SEP-2005 03:11:29	Straylight	38.000	172	Gam Gru	3.0030	13100.	76	18509	No
31	GOM_NL__2PRFIN20050914_031726_000000382040_00419_18509_6739.N1	14-SEP-2005 03:17:26	Twilight	38.000	142	49Del Cap	2.8500	8900.0	76	18509	No
32	GOM_NL__2PRFIN20050914_032030_000000382040_00419_18509_6740.N1	14-SEP-2005 03:20:30	Bright	37.500	154	22Bet Aqr	2.8990	5700.0	75	18509	No
33	GOM_NL__2PRFIN20050914_032440_000000382040_00419_18509_6741.N1	14-SEP-2005 03:24:40	Bright	38.000	61	8Eps Peg	2.1000	3900.0	76	18509	No
34	GOM_NL__2PRFIN20050914_033155_000000372040_00419_18509_6742.N1	14-SEP-2005 03:31:55	Bright	36.500	92	53Eps Cyg	2.5000	4500.0	73	18509	No
35	GOM_NL__2PRFIN20050914_033401_000000382040_00419_18509_6743.N1	14-SEP-2005 03:34:01	Bright	38.000	66	37Gam Cyg	2.2080	5900.0	76	18509	No
36	GOM_NL__2PRFIN20050914_033606_000000102040_00419_18509_6744.N1	14-SEP-2005 03:36:06	Straylight	10.000	144	18Del Cyg	2.8600	11000.	20	18509	No
37	GOM_NL__2PRFIN20050914_034758_000000362040_00419_18509_6745.N1	14-SEP-2005 03:47:58	Bright	35.500	60	7Bet UMi	2.0810	3950.0	71	18509	No
38	GOM_NL__2PRFIN20050914_035424_000000362040_00419_18509_6746.N1	14-SEP-2005 03:54:24	Bright	35.500	36	50Alp UMa	1.8000	6300.0	71	18509	No
39	GOM_NL__2PRFIN20050914_035550_000000352040_00419_18509_6747.N1	14-SEP-2005 03:55:50	Bright	34.500	82	48Bet UMa	2.3650	10600.	69	18509	No
40	GOM_NL__2PRFIN20050914_042438_000000422040_00419_18509_6748.N1	14-SEP-2005 04:24:38	Dark	42.000	65	Lam Vel	2.2040	4400.0	84	18509	No
41	GOM_NL__2PRFIN20050914_042754_000000412040_00419_18509_6749.N1	14-SEP-2005 04:27:54	Dark	41.000	46	Del Vel	1.9540	10600.	82	18509	No
42	GOM_NL__2PRFIN20050914_042925_000000492040_00419_18509_6750.N1	14-SEP-2005 04:29:25	Dark	48.500	41	Eps Car	1.8600	4100.0	97	18509	No

43	GOM_NL__2PRFIN20050914_044002_000000382040_00420_18510_6755.N1	14-SEP-2005 04:40:02	Dark	37.500	135	Bet Hyi	2.8200	5800.0	75	18510	No
44	GOM_NL__2PRFIN20050914_044535_000000382040_00420_18510_6756.N1	14-SEP-2005 04:45:35	Straylight	38.000	148	Alp Tuc	2.8780	4100.0	76	18510	No
45	GOM_NL__2PRFIN20050914_044918_000000392040_00420_18510_6757.N1	14-SEP-2005 04:49:18	Straylight	39.000	31	Alp Gru	1.7340	15200.	78	18510	No
46	GOM_NL__2PRFIN20050914_045205_000000362040_00420_18510_6758.N1	14-SEP-2005 04:52:05	Straylight	36.000	172	Gam Gru	3.0030	13100.	72	18510	No
47	GOM_NL__2PRFIN20050914_045802_000000472040_00420_18510_6759.N1	14-SEP-2005 04:58:02	Tw_i_and_stray	46.500	142	49Del Cap	2.8500	8900.0	93	18510	No
48	GOM_NL__2PRFIN20050914_050107_000000372040_00420_18510_6760.N1	14-SEP-2005 05:01:07	Bright	36.500	154	22Bet Aqr	2.8990	5700.0	73	18510	No
49	GOM_NL__2PRFIN20050914_050517_000000382040_00420_18510_6761.N1	14-SEP-2005 05:05:17	Bright	38.000	61	8Eps Peg	2.1000	3900.0	76	18510	No
50	GOM_NL__2PRFIN20050914_051232_000000362040_00420_18510_6762.N1	14-SEP-2005 05:12:32	Bright	35.500	92	53Eps Cyg	2.5000	4500.0	71	18510	No
51	GOM_NL__2PRFIN20050914_051437_000000362040_00420_18510_6763.N1	14-SEP-2005 05:14:37	Bright	36.000	66	37Gam Cyg	2.2080	5900.0	72	18510	No
52	GOM_NL__2PRFIN20050914_052835_000000362040_00420_18510_6764.N1	14-SEP-2005 05:28:35	Bright	35.500	60	7Bet UMi	2.0810	3950.0	71	18510	No
53	GOM_NL__2PRFIN20050914_053501_000000362040_00420_18510_6765.N1	14-SEP-2005 05:35:01	Bright	35.500	36	50Alp UMa	1.8000	6300.0	71	18510	No
54	GOM_NL__2PRFIN20050914_053627_000000522040_00420_18510_6766.N1	14-SEP-2005 05:36:27	Bright	52.000	82	48Bet UMa	2.3650	10600.	104	18510	No
55	GOM_NL__2PRFIN20050914_060514_000000412040_00420_18510_6767.N1	14-SEP-2005 06:05:14	Dark	40.500	65	Lam Vel	2.2040	4400.0	81	18510	No
56	GOM_NL__2PRFIN20050914_060830_000000402040_00420_18510_6768.N1	14-SEP-2005 06:08:30	Dark	39.500	46	Del Vel	1.9540	10600.	79	18510	No
57	GOM_NL__2PRFIN20050914_061001_000000422040_00420_18510_6769.N1	14-SEP-2005 06:10:01	Dark	41.500	41	Eps Car	1.8600	4100.0	83	18510	No
58	GOM_NL__2PRFIN20050914_062038_000000392040_00421_18511_6755.N1	14-SEP-2005 06:20:38	Dark	38.500	135	Bet Hyi	2.8200	5800.0	77	18511	No
59	GOM_NL__2PRFIN20050914_062611_000000392040_00421_18511_6756.N1	14-SEP-2005 06:26:11	Straylight	39.000	148	Alp Tuc	2.8780	4100.0	78	18511	No
60	GOM_NL__2PRFIN20050914_062954_000000372040_00421_18511_6757.N1	14-SEP-2005 06:29:54	Straylight	37.000	31	Alp Gru	1.7340	15200.	74	18511	No
61	GOM_NL__2PRFIN20050914_063242_000000372040_00421_18511_6758.N1	14-SEP-2005 06:32:42	Straylight	37.000	172	Gam Gru	3.0030	13100.	74	18511	No
62	GOM_NL__2PRFIN20050914_063838_000000392040_00421_18511_6759.N1	14-SEP-2005 06:38:38	Tw_i_and_stray	38.500	142	49Del Cap	2.8500	8900.0	77	18511	No
63	GOM_NL__2PRFIN20050914_064143_000000372040_00421_18511_6760.N1	14-SEP-2005 06:41:43	Bright	37.000	154	22Bet Aqr	2.8990	5700.0	74	18511	No
64	GOM_NL__2PRFIN20050914_064553_000000382040_00421_18511_6761.N1	14-SEP-2005 06:45:53	Bright	37.500	61	8Eps Peg	2.1000	3900.0	75	18511	No
65	GOM_NL__2PRFIN20050914_065308_000000392040_00421_18511_6762.N1	14-SEP-2005 06:53:08	Bright	38.500	92	53Eps Cyg	2.5000	4500.0	77	18511	No
66	GOM_NL__2PRFIN20050914_065514_000000352040_00421_18511_6763.N1	14-SEP-2005 06:55:14	Bright	34.500	66	37Gam Cyg	2.2080	5900.0	69	18511	No
67	GOM_NL__2PRFIN20050914_070911_000000372040_00421_18511_6764.N1	14-SEP-2005 07:09:11	Bright	36.500	60	7Bet UMi	2.0810	3950.0	73	18511	No
68	GOM_NL__2PRFIN20050914_071537_000000352040_00421_18511_6765.N1	14-SEP-2005 07:15:37	Bright	34.500	36	50Alp UMa	1.8000	6300.0	69	18511	No
69	GOM_NL__2PRFIN20050914_071703_000000352040_00421_18511_6766.N1	14-SEP-2005 07:17:03	Bright	34.500	82	48Bet UMa	2.3650	10600.	69	18511	No
70	GOM_NL__2PRFIN20050914_074550_000000442040_00421_18511_6767.N1	14-SEP-2005 07:45:50	Dark	44.000	65	Lam Vel	2.2040	4400.0	88	18511	No
71	GOM_NL__2PRFIN20050914_074906_000000402040_00421_18511_6768.N1	14-SEP-2005 07:49:06	Dark	39.500	46	Del Vel	1.9540	10600.	79	18511	No
72	GOM_NL__2PRFIN20050914_075037_000000422040_00421_18511_6769.N1	14-SEP-2005 07:50:37	Dark	42.000	41	Eps Car	1.8600	4100.0	84	18511	No
73	GOM_NL__2PRFIN20050914_080114_000000382040_00422_18512_6816.N1	14-SEP-2005 08:01:14	Dark	37.500	135	Bet Hyi	2.8200	5800.0	75	18512	No
74	GOM_NL__2PRFIN20050914_080647_000000402040_00422_18512_6817.N1	14-SEP-2005 08:06:47	Straylight	40.000	148	Alp Tuc	2.8780	4100.0	80	18512	No
75	GOM_NL__2PRFIN20050914_081030_000000402040_00422_18512_6818.N1	14-SEP-2005 08:10:30	Straylight	39.500	31	Alp Gru	1.7340	15200.	79	18512	No
76	GOM_NL__2PRFIN20050914_081318_000000372040_00422_18512_6819.N1	14-SEP-2005 08:13:18	Straylight	36.500	172	Gam Gru	3.0030	13100.	73	18512	No
77	GOM_NL__2PRFIN20050914_081914_000000402040_00422_18512_6820.N1	14-SEP-2005 08:19:14	Tw_i_and_stray	40.000	142	49Del Cap	2.8500	8900.0	80	18512	No
78	GOM_NL__2PRFIN20050914_082219_000000372040_00422_18512_6821.N1	14-SEP-2005 08:22:19	Bright	36.500	154	22Bet Aqr	2.8990	5700.0	73	18512	No
79	GOM_NL__2PRFIN20050914_082629_000000382040_00422_18512_6822.N1	14-SEP-2005 08:26:29	Bright	37.500	61	8Eps Peg	2.1000	3900.0	75	18512	No
80	GOM_NL__2PRFIN20050914_083344_000000372040_00422_18512_6823.N1	14-SEP-2005 08:33:44	Bright	36.500	92	53Eps Cyg	2.5000	4500.0	73	18512	No
81	GOM_NL__2PRFIN20050914_083550_000000382040_00422_18512_6824.N1	14-SEP-2005 08:35:50	Bright	37.500	66	37Gam Cyg	2.2080	5900.0	75	18512	No
82	GOM_NL__2PRFIN20050914_084947_000000352040_00422_18512_6825.N1	14-SEP-2005 08:49:47	Bright	34.500	60	7Bet UMi	2.0810	3950.0	69	18512	No
83	GOM_NL__2PRFIN20050914_085613_000000362040_00422_18512_6826.N1	14-SEP-2005 08:56:13	Bright	36.000	36	50Alp UMa	1.8000	6300.0	72	18512	No
84	GOM_NL__2PRFIN20050914_085739_000000352040_00422_18512_6827.N1	14-SEP-2005 08:57:39	Bright	34.500	82	48Bet UMa	2.3650	10600.	69	18512	No
85	GOM_NL__2PRFIN20050914_092626_000000432040_00422_18512_6828.N1	14-SEP-2005 09:26:26	Dark	43.000	65	Lam Vel	2.2040	4400.0	86	18512	No
86	GOM_NL__2PRFIN20050914_092942_000000412040_00422_18512_6829.N1	14-SEP-2005 09:29:42	Dark	41.000	46	Del Vel	1.9540	10600.	82	18512	No
87	GOM_NL__2PRFIN20050914_093113_000000442040_00422_18512_6830.N1	14-SEP-2005 09:31:13	Dark	44.000	41	Eps Car	1.8600	4100.0	88	18512	No
88	GOM_NL__2PRFIN20050914_094150_000000382040_00423_18513_6817.N1	14-SEP-2005 09:41:50	Dark	37.500	135	Bet Hyi	2.8200	5800.0	75	18513	No
89	GOM_NL__2PRFIN20050914_094723_000000442040_00423_18513_6818.N1	14-SEP-2005 09:47:23	Straylight	44.000	148	Alp Tuc	2.8780	4100.0	88	18513	No
90	GOM_NL__2PRFIN20050914_095106_000000382040_00423_18513_6819.N1	14-SEP-2005 09:51:06	Straylight	38.000	31	Alp Gru	1.7340	15200.	76	18513	No
91	GOM_NL__2PRFIN20050914_095354_000000362040_00423_18513_6820.N1	14-SEP-2005 09:53:54	Straylight	36.000	172	Gam Gru	3.0030	13100.	72	18513	No
92	GOM_NL__2PRFIN20050914_095950_000000392040_00423_18513_6821.N1	14-SEP-2005 09:59:50	Tw_i_and_stray	39.000	142	49Del Cap	2.8500	8900.0	78	18513	No
93	GOM_NL__2PRFIN20050914_100255_000000382040_00423_18513_6822.N1	14-SEP-2005 10:02:55	Bright	37.500	154	22Bet Aqr	2.8990	5700.0	75	18513	No
94	GOM_NL__2PRFIN20050914_100705_000000382040_00423_18513_6823.N1	14-SEP-2005 10:07:05	Bright	38.000	61	8Eps Peg	2.1000	3900.0	76	18513	No
95	GOM_NL__2PRFIN20050914_101420_000000372040_00423_18513_6824.N1	14-SEP-2005 10:14:20	Bright	36.500	92	53Eps Cyg	2.5000	4500.0	73	18513	No
96	GOM_NL__2PRFIN20050914_101626_000000362040_00423_18513_6825.N1	14-SEP-2005 10:16:26	Bright	36.000	66	37Gam Cyg	2.2080	5900.0	72	18513	No
97	GOM_NL__2PRFIN20050914_103023_000000382040_00423_18513_6826.N1	14-SEP-2005 10:30:23	Bright	37.500	60	7Bet UMi	2.0810	3950.0	75	18513	No
98	GOM_NL__2PRFIN20050914_103649_000000342040_00423_18513_6827.N1	14-SEP-2005 10:36:49	Bright	34.000	36	50Alp UMa	1.8000	6300.0	68	18513	No
99	GOM_NL__2PRFIN20050914_103815_000000342040_00423_18513_6828.N1	14-SEP-2005 10:38:15	Bright	33.500	82	48Bet UMa	2.3650	10600.	67	18513	No
100	GOM_NL__2PRFIN20050914_110702_000000412040_00423_18513_6829.N1	14-SEP-2005 11:07:02	Dark	41.000	65	Lam Vel	2.2040	4400.0	82	18513	No
101	GOM_NL__2PRFIN20050914_111018_000000382040_00423_18513_6830.N1	14-SEP-2005 11:10:18	Dark	37.500	46	Del Vel	1.9540	10600.	75	18513	No

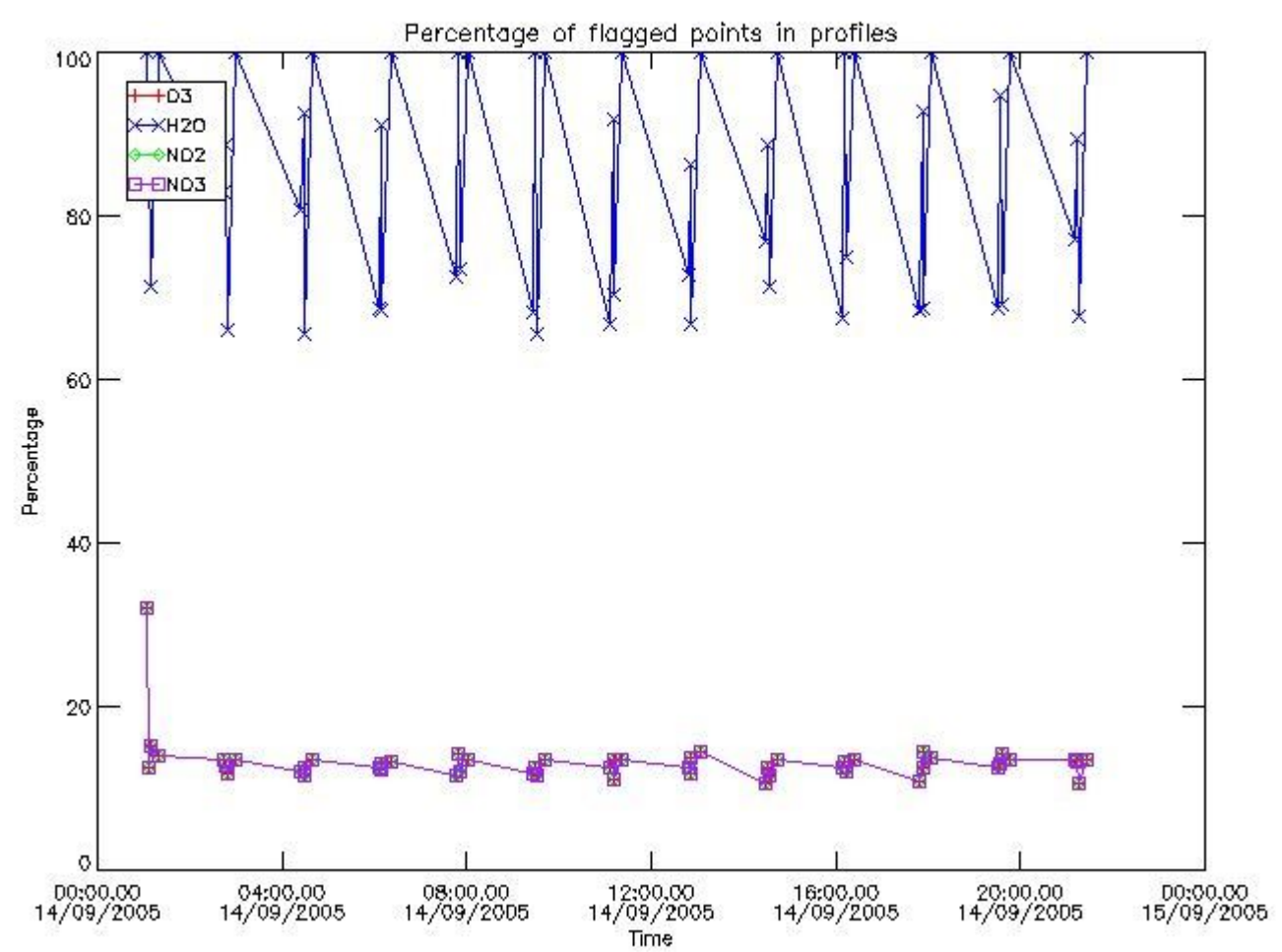
102	GOM_NL__2PRFIN20050914_111149_000000462040_00423_18513_6831.N1	14-SEP-2005 11:11:49	Dark	46.000	41	Eps Car	1.8600	4100.0	92	18513	No
103	GOM_NL__2PRFIN20050914_112226_000000382040_00424_18514_6818.N1	14-SEP-2005 11:22:26	Dark	38.000	135	Bet Hyi	2.8200	5800.0	76	18514	No
104	GOM_NL__2PRFIN20050914_112759_000000392040_00424_18514_6819.N1	14-SEP-2005 11:27:59	Straylight	38.500	148	Alp Tuc	2.8780	4100.0	77	18514	No
105	GOM_NL__2PRFIN20050914_113143_000000402040_00424_18514_6820.N1	14-SEP-2005 11:31:43	Straylight	39.500	31	Alp Gru	1.7340	15200.	79	18514	No
106	GOM_NL__2PRFIN20050914_113430_000000372040_00424_18514_6821.N1	14-SEP-2005 11:34:30	Straylight	36.500	172	Gam Gru	3.0030	13100.	73	18514	No
107	GOM_NL__2PRFIN20050914_114026_000000402040_00424_18514_6822.N1	14-SEP-2005 11:40:26	Tw_i_and_stray	40.000	142	49Del Cap	2.8500	8900.0	80	18514	No
108	GOM_NL__2PRFIN20050914_114331_000000372040_00424_18514_6823.N1	14-SEP-2005 11:43:31	Bright	36.500	154	22Bet Aqr	2.8990	5700.0	73	18514	No
109	GOM_NL__2PRFIN20050914_114741_000000382040_00424_18514_6824.N1	14-SEP-2005 11:47:41	Bright	38.000	61	8Eps Peg	2.1000	3900.0	76	18514	No
110	GOM_NL__2PRFIN20050914_115456_000000362040_00424_18514_6825.N1	14-SEP-2005 11:54:56	Bright	36.000	92	53Eps Cyg	2.5000	4500.0	72	18514	No
111	GOM_NL__2PRFIN20050914_115702_000000372040_00424_18514_6826.N1	14-SEP-2005 11:57:02	Bright	36.500	66	37Gam Cyg	2.2080	5900.0	73	18514	No
112	GOM_NL__2PRFIN20050914_121100_000000372040_00424_18514_6827.N1	14-SEP-2005 12:11:00	Bright	36.500	60	7Bet UMi	2.0810	3950.0	73	18514	No
113	GOM_NL__2PRFIN20050914_121725_000000332040_00424_18514_6828.N1	14-SEP-2005 12:17:25	Bright	33.000	36	50Alp UMa	1.8000	6300.0	66	18514	No
114	GOM_NL__2PRFIN20050914_121851_000000342040_00424_18514_6829.N1	14-SEP-2005 12:18:51	Bright	33.500	82	48Bet UMa	2.3650	10600.	67	18514	No
115	GOM_NL__2PRFIN20050914_124738_000000452040_00424_18514_6830.N1	14-SEP-2005 12:47:38	Dark	44.500	65	Lam Vel	2.2040	4400.0	89	18514	No
116	GOM_NL__2PRFIN20050914_125055_000000372040_00424_18514_6831.N1	14-SEP-2005 12:50:55	Dark	37.000	46	Del Vel	1.9540	10600.	74	18514	No
117	GOM_NL__2PRFIN20050914_125226_000000472040_00424_18514_6832.N1	14-SEP-2005 12:52:26	Dark	47.000	41	Eps Car	1.8600	4100.0	94	18514	No
118	GOM_NL__2PRFIN20050914_130302_000000362040_00425_18515_6753.N1	14-SEP-2005 13:03:02	Dark	35.500	135	Bet Hyi	2.8200	5800.0	71	18515	No
119	GOM_NL__2PRFIN20050914_130835_000000462040_00425_18515_6754.N1	14-SEP-2005 13:08:35	Straylight	45.500	148	Alp Tuc	2.8780	4100.0	91	18515	No
120	GOM_NL__2PRFIN20050914_131219_000000392040_00425_18515_6755.N1	14-SEP-2005 13:12:19	Straylight	39.000	31	Alp Gru	1.7340	15200.	78	18515	No
121	GOM_NL__2PRFIN20050914_131506_000000352040_00425_18515_6756.N1	14-SEP-2005 13:15:06	Straylight	35.000	172	Gam Gru	3.0030	13100.	70	18515	No
122	GOM_NL__2PRFIN20050914_132102_000000392040_00425_18515_6757.N1	14-SEP-2005 13:21:02	Tw_i_and_stray	39.000	142	49Del Cap	2.8500	8900.0	78	18515	No
123	GOM_NL__2PRFIN20050914_132407_000000382040_00425_18515_6758.N1	14-SEP-2005 13:24:07	Bright	37.500	154	22Bet Aqr	2.8990	5700.0	75	18515	No
124	GOM_NL__2PRFIN20050914_132817_000000372040_00425_18515_6759.N1	14-SEP-2005 13:28:17	Bright	36.500	61	8Eps Peg	2.1000	3900.0	73	18515	No
125	GOM_NL__2PRFIN20050914_133533_000000342040_00425_18515_6760.N1	14-SEP-2005 13:35:33	Bright	34.000	92	53Eps Cyg	2.5000	4500.0	68	18515	No
126	GOM_NL__2PRFIN20050914_133738_000000372040_00425_18515_6761.N1	14-SEP-2005 13:37:38	Bright	37.000	66	37Gam Cyg	2.2080	5900.0	74	18515	No
127	GOM_NL__2PRFIN20050914_135136_000000352040_00425_18515_6762.N1	14-SEP-2005 13:51:36	Bright	35.000	60	7Bet UMi	2.0810	3950.0	70	18515	No
128	GOM_NL__2PRFIN20050914_135801_000000342040_00425_18515_6763.N1	14-SEP-2005 13:58:01	Bright	34.000	36	50Alp UMa	1.8000	6300.0	68	18515	No
129	GOM_NL__2PRFIN20050914_135927_000000342040_00425_18515_6764.N1	14-SEP-2005 13:59:27	Bright	33.500	82	48Bet UMa	2.3650	10600.	67	18515	No
130	GOM_NL__2PRFIN20050914_142814_000000482040_00425_18515_6765.N1	14-SEP-2005 14:28:14	Dark	48.000	65	Lam Vel	2.2040	4400.0	96	18515	No
131	GOM_NL__2PRFIN20050914_143131_000000412040_00425_18515_6766.N1	14-SEP-2005 14:31:31	Dark	40.500	46	Del Vel	1.9540	10600.	81	18515	No
132	GOM_NL__2PRFIN20050914_143302_000000442040_00425_18515_6767.N1	14-SEP-2005 14:33:02	Dark	44.000	41	Eps Car	1.8600	4100.0	88	18515	No
133	GOM_NL__2PRFIN20050914_144338_000000382040_00426_18516_6753.N1	14-SEP-2005 14:43:38	Dark	37.500	135	Bet Hyi	2.8200	5800.0	75	18516	No
134	GOM_NL__2PRFIN20050914_144911_000000382040_00426_18516_6754.N1	14-SEP-2005 14:49:11	Straylight	37.500	148	Alp Tuc	2.8780	4100.0	75	18516	No
135	GOM_NL__2PRFIN20050914_145255_000000372040_00426_18516_6755.N1	14-SEP-2005 14:52:55	Straylight	36.500	31	Alp Gru	1.7340	15200.	73	18516	No
136	GOM_NL__2PRFIN20050914_145542_000000382040_00426_18516_6756.N1	14-SEP-2005 14:55:42	Straylight	37.500	172	Gam Gru	3.0030	13100.	75	18516	No
137	GOM_NL__2PRFIN20050914_150138_000000402040_00426_18516_6757.N1	14-SEP-2005 15:01:38	Tw_i_and_stray	39.500	142	49Del Cap	2.8500	8900.0	79	18516	No
138	GOM_NL__2PRFIN20050914_150443_000000372040_00426_18516_6758.N1	14-SEP-2005 15:04:43	Bright	36.500	154	22Bet Aqr	2.8990	5700.0	73	18516	No
139	GOM_NL__2PRFIN20050914_150853_000000352040_00426_18516_6759.N1	14-SEP-2005 15:08:53	Bright	35.000	61	8Eps Peg	2.1000	3900.0	70	18516	No
140	GOM_NL__2PRFIN20050914_151609_000000352040_00426_18516_6760.N1	14-SEP-2005 15:16:09	Bright	34.500	92	53Eps Cyg	2.5000	4500.0	69	18516	No
141	GOM_NL__2PRFIN20050914_151815_000000372040_00426_18516_6761.N1	14-SEP-2005 15:18:15	Bright	37.000	66	37Gam Cyg	2.2080	5900.0	74	18516	No
142	GOM_NL__2PRFIN20050914_153212_000000362040_00426_18516_6762.N1	14-SEP-2005 15:32:12	Bright	36.000	60	7Bet UMi	2.0810	3950.0	72	18516	No
143	GOM_NL__2PRFIN20050914_153837_000000522040_00426_18516_6763.N1	14-SEP-2005 15:38:37	Bright	52.000	36	50Alp UMa	1.8000	6300.0	104	18516	No
144	GOM_NL__2PRFIN20050914_154004_000000352040_00426_18516_6764.N1	14-SEP-2005 15:40:04	Bright	34.500	82	48Bet UMa	2.3650	10600.	69	18516	No
145	GOM_NL__2PRFIN20050914_160850_000000412040_00426_18516_6765.N1	14-SEP-2005 16:08:50	Dark	40.500	65	Lam Vel	2.2040	4400.0	81	18516	No
146	GOM_NL__2PRFIN20050914_161207_000000392040_00426_18516_6766.N1	14-SEP-2005 16:12:07	Dark	38.500	46	Del Vel	1.9540	10600.	77	18516	No
147	GOM_NL__2PRFIN20050914_161338_000000432040_00426_18516_6767.N1	14-SEP-2005 16:13:38	Dark	42.500	41	Eps Car	1.8600	4100.0	85	18516	No
148	GOM_NL__2PRFIN20050914_162414_000000382040_00427_18517_6753.N1	14-SEP-2005 16:24:14	Dark	38.000	135	Bet Hyi	2.8200	5800.0	76	18517	No
149	GOM_NL__2PRFIN20050914_162947_000000382040_00427_18517_6754.N1	14-SEP-2005 16:29:47	Straylight	37.500	148	Alp Tuc	2.8780	4100.0	75	18517	No
150	GOM_NL__2PRFIN20050914_163331_000000392040_00427_18517_6755.N1	14-SEP-2005 16:33:31	Straylight	39.000	31	Alp Gru	1.7340	15200.	78	18517	No
151	GOM_NL__2PRFIN20050914_163618_000000382040_00427_18517_6756.N1	14-SEP-2005 16:36:18	Straylight	38.000	172	Gam Gru	3.0030	13100.	76	18517	No
152	GOM_NL__2PRFIN20050914_164214_000000402040_00427_18517_6757.N1	14-SEP-2005 16:42:14	Tw_i_and_stray	39.500	142	49Del Cap	2.8500	8900.0	79	18517	No
153	GOM_NL__2PRFIN20050914_164520_000000382040_00427_18517_6758.N1	14-SEP-2005 16:45:20	Bright	37.500	154	22Bet Aqr	2.8990	5700.0	75	18517	No
154	GOM_NL__2PRFIN20050914_164929_000000382040_00427_18517_6759.N1	14-SEP-2005 16:49:29	Bright	37.500	61	8Eps Peg	2.1000	3900.0	75	18517	No
155	GOM_NL__2PRFIN20050914_165645_000000372040_00427_18517_6760.N1	14-SEP-2005 16:56:45	Bright	36.500	92	53Eps Cyg	2.5000	4500.0	73	18517	No
156	GOM_NL__2PRFIN20050914_165851_000000382040_00427_18517_6761.N1	14-SEP-2005 16:58:51	Bright	37.500	66	37Gam Cyg	2.2080	5900.0	75	18517	No
157	GOM_NL__2PRFIN20050914_171248_000000362040_00427_18517_6762.N1	14-SEP-2005 17:12:48	Bright	36.000	60	7Bet UMi	2.0810	3950.0	72	18517	No
158	GOM_NL__2PRFIN20050914_171914_000000342040_00427_18517_6763.N1	14-SEP-2005 17:19:14	Bright	33.500	36	50Alp UMa	1.8000	6300.0	67	18517	No
159	GOM_NL__2PRFIN20050914_172040_000000332040_00427_18517_6764.N1	14-SEP-2005 17:20:40	Bright	32.500	82	48Bet UMa	2.3650	10600.	65	18517	No
160	GOM_NL__2PRFIN20050914_174926_000000472040_00427_18517_6765.N1	14-SEP-2005 17:49:26	Dark	46.500	65	Lam Vel	2.2040	4400.0	93	18517	No

161	GOM_NL__2PRFIN20050914_175243_000000362040_00427_18517_6766.N1	14-SEP-2005 17:52:43	Dark	35.500	46	Del Vel	1.9540	10600.	71	18517	No
162	GOM_NL__2PRFIN20050914_175414_000000412040_00427_18517_6767.N1	14-SEP-2005 17:54:14	Dark	40.500	41	Eps Car	1.8600	4100.0	81	18517	No
163	GOM_NL__2PRFIN20050914_180451_000000372040_00428_18518_6753.N1	14-SEP-2005 18:04:51	Dark	37.000	135	Bet Hyi	2.8200	5800.0	74	18518	No
164	GOM_NL__2PRFIN20050914_181024_000000372040_00428_18518_6754.N1	14-SEP-2005 18:10:24	Straylight	37.000	148	Alp Tuc	2.8780	4100.0	74	18518	No
165	GOM_NL__2PRFIN20050914_181407_000000432040_00428_18518_6755.N1	14-SEP-2005 18:14:07	Straylight	42.500	31	Alp Gru	1.7340	15200.	85	18518	No
166	GOM_NL__2PRFIN20050914_181654_000000382040_00428_18518_6756.N1	14-SEP-2005 18:16:54	Straylight	37.500	172	Gam Gru	3.0030	13100.	75	18518	No
167	GOM_NL__2PRFIN20050914_182251_000000402040_00428_18518_6757.N1	14-SEP-2005 18:22:51	Tw_i_and_stray	40.000	142	49Del Cap	2.8500	8900.0	80	18518	No
168	GOM_NL__2PRFIN20050914_182556_000000372040_00428_18518_6758.N1	14-SEP-2005 18:25:56	Bright	37.000	154	22Bet Aqr	2.8990	5700.0	74	18518	No
169	GOM_NL__2PRFIN20050914_183005_000000372040_00428_18518_6759.N1	14-SEP-2005 18:30:05	Bright	37.000	61	8Eps Peg	2.1000	3900.0	74	18518	No
170	GOM_NL__2PRFIN20050914_183721_000000362040_00428_18518_6760.N1	14-SEP-2005 18:37:21	Bright	35.500	92	53Eps Cyg	2.5000	4500.0	71	18518	No
171	GOM_NL__2PRFIN20050914_183927_000000382040_00428_18518_6761.N1	14-SEP-2005 18:39:27	Bright	37.500	66	37Gam Cyg	2.2080	5900.0	75	18518	No
172	GOM_NL__2PRFIN20050914_185325_000000382040_00428_18518_6762.N1	14-SEP-2005 18:53:25	Bright	37.500	60	7Bet UMi	2.0810	3950.0	75	18518	No
173	GOM_NL__2PRFIN20050914_185950_000000352040_00428_18518_6763.N1	14-SEP-2005 18:59:50	Bright	35.000	36	50Alp UMa	1.8000	6300.0	70	18518	No
174	GOM_NL__2PRFIN20050914_190116_000000352040_00428_18518_6764.N1	14-SEP-2005 19:01:16	Bright	34.500	82	48Bet UMa	2.3650	10600.	69	18518	No
175	GOM_NL__2PRFIN20050914_193002_000000412040_00428_18518_6765.N1	14-SEP-2005 19:30:02	Dark	40.500	65	Lam Vel	2.2040	4400.0	81	18518	No
176	GOM_NL__2PRFIN20050914_193319_000000392040_00428_18518_6766.N1	14-SEP-2005 19:33:19	Dark	39.000	46	Del Vel	1.9540	10600.	78	18518	No
177	GOM_NL__2PRFIN20050914_193450_000000402040_00428_18518_6767.N1	14-SEP-2005 19:34:50	Dark	39.500	41	Eps Car	1.8600	4100.0	79	18518	No
178	GOM_NL__2PRFIN20050914_194527_000000372040_00429_18519_6753.N1	14-SEP-2005 19:45:27	Dark	37.000	135	Bet Hyi	2.8200	5800.0	74	18519	No
179	GOM_NL__2PRFIN20050914_195059_000000372040_00429_18519_6754.N1	14-SEP-2005 19:50:59	Straylight	37.000	148	Alp Tuc	2.8780	4100.0	74	18519	No
180	GOM_NL__2PRFIN20050914_195443_000000402040_00429_18519_6755.N1	14-SEP-2005 19:54:43	Straylight	40.000	31	Alp Gru	1.7340	15200.	80	18519	No
181	GOM_NL__2PRFIN20050914_195730_000000382040_00429_18519_6756.N1	14-SEP-2005 19:57:30	Straylight	38.000	172	Gam Gru	3.0030	13100.	76	18519	No
182	GOM_NL__2PRFIN20050914_200327_000000442040_00429_18519_6757.N1	14-SEP-2005 20:03:27	Tw_i_and_stray	44.000	142	49Del Cap	2.8500	8900.0	88	18519	No
183	GOM_NL__2PRFIN20050914_200632_000000382040_00429_18519_6758.N1	14-SEP-2005 20:06:32	Bright	37.500	154	22Bet Aqr	2.8990	5700.0	75	18519	No
184	GOM_NL__2PRFIN20050914_201041_000000362040_00429_18519_6759.N1	14-SEP-2005 20:10:41	Bright	36.000	61	8Eps Peg	2.1000	3900.0	72	18519	No
185	GOM_NL__2PRFIN20050914_201757_000000362040_00429_18519_6760.N1	14-SEP-2005 20:17:57	Bright	36.000	92	53Eps Cyg	2.5000	4500.0	72	18519	No
186	GOM_NL__2PRFIN20050914_202004_000000372040_00429_18519_6761.N1	14-SEP-2005 20:20:04	Bright	37.000	66	37Gam Cyg	2.2080	5900.0	74	18519	No
187	GOM_NL__2PRFIN20050914_203401_000000392040_00429_18519_6762.N1	14-SEP-2005 20:34:01	Bright	38.500	60	7Bet UMi	2.0810	3950.0	77	18519	No
188	GOM_NL__2PRFIN20050914_204026_000000352040_00429_18519_6763.N1	14-SEP-2005 20:40:26	Bright	34.500	36	50Alp UMa	1.8000	6300.0	69	18519	No
189	GOM_NL__2PRFIN20050914_204152_000000502040_00429_18519_6764.N1	14-SEP-2005 20:41:52	Bright	49.500	82	48Bet UMa	2.3650	10600.	99	18519	No
190	GOM_NL__2PRFIN20050914_211038_000000382040_00429_18519_6765.N1	14-SEP-2005 21:10:38	Dark	37.500	65	Lam Vel	2.2040	4400.0	75	18519	No
191	GOM_NL__2PRFIN20050914_211355_000000392040_00429_18519_6766.N1	14-SEP-2005 21:13:55	Dark	38.500	46	Del Vel	1.9540	10600.	77	18519	No
192	GOM_NL__2PRFIN20050914_211526_000000492040_00429_18519_6767.N1	14-SEP-2005 21:15:26	Dark	48.500	41	Eps Car	1.8600	4100.0	97	18519	No
193	GOM_NL__2PRFIN20050914_212603_000000382040_00430_18520_6773.N1	14-SEP-2005 21:26:03	Dark	37.500	135	Bet Hyi	2.8200	5800.0	75	18520	No
194	GOM_NL__2PRFIN20050914_213136_000000382040_00430_18520_6774.N1	14-SEP-2005 21:31:36	Straylight	38.000	148	Alp Tuc	2.8780	4100.0	76	18520	No
195	GOM_NL__2PRFIN20050914_213519_000000392040_00430_18520_6775.N1	14-SEP-2005 21:35:19	Straylight	38.500	31	Alp Gru	1.7340	15200.	77	18520	No
196	GOM_NL__2PRFIN20050914_213806_000000392040_00430_18520_6776.N1	14-SEP-2005 21:38:06	Straylight	38.500	172	Gam Gru	3.0030	13100.	77	18520	No
197	GOM_NL__2PRFIN20050914_214403_000000372040_00430_18520_6777.N1	14-SEP-2005 21:44:03	Tw_i_and_stray	36.500	142	49Del Cap	2.8500	8900.0	73	18520	No
198	GOM_NL__2PRFIN20050914_214708_000000362040_00430_18520_6778.N1	14-SEP-2005 21:47:08	Bright	35.500	154	22Bet Aqr	2.8990	5700.0	71	18520	No
199	GOM_NL__2PRFIN20050914_215117_000000372040_00430_18520_6779.N1	14-SEP-2005 21:51:17	Bright	36.500	61	8Eps Peg	2.1000	3900.0	73	18520	No
200	GOM_NL__2PRFIN20050914_215834_000000342040_00430_18520_6780.N1	14-SEP-2005 21:58:34	Bright	33.500	92	53Eps Cyg	2.5000	4500.0	67	18520	No
201	GOM_NL__2PRFIN20050914_220040_000000372040_00430_18520_6781.N1	14-SEP-2005 22:00:40	Bright	36.500	66	37Gam Cyg	2.2080	5900.0	73	18520	No
202	GOM_NL__2PRFIN20050914_221437_000000372040_00430_18520_6782.N1	14-SEP-2005 22:14:37	Bright	37.000	60	7Bet UMi	2.0810	3950.0	74	18520	No
203	GOM_NL__2PRFIN20050914_222102_000000372040_00430_18520_6783.N1	14-SEP-2005 22:21:02	Bright	36.500	36	50Alp UMa	1.8000	6300.0	73	18520	No
204	GOM_NL__2PRFIN20050914_222228_000000522040_00430_18520_6784.N1	14-SEP-2005 22:22:28	Bright	51.500	82	48Bet UMa	2.3650	10600.	103	18520	No
205	GOM_NL__2PRFIN20050914_233910_000000362040_00431_18521_6773.N1	14-SEP-2005 23:39:10	Bright	35.500	92	53Eps Cyg	2.5000	4500.0	71	18521	No
206	GOM_NL__2PRFIN20050914_234116_000000392040_00431_18521_6774.N1	14-SEP-2005 23:41:16	Bright	38.500	66	37Gam Cyg	2.2080	5900.0	77	18521	No
207	GOM_NL__2PRFIN20050914_235513_000000342040_00431_18521_6775.N1	14-SEP-2005 23:55:13	Bright	34.000	60	7Bet UMi	2.0810	3950.0	68	18521	No

3. Quality information per product

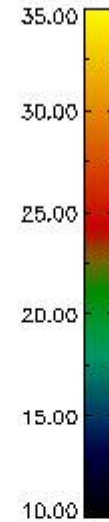
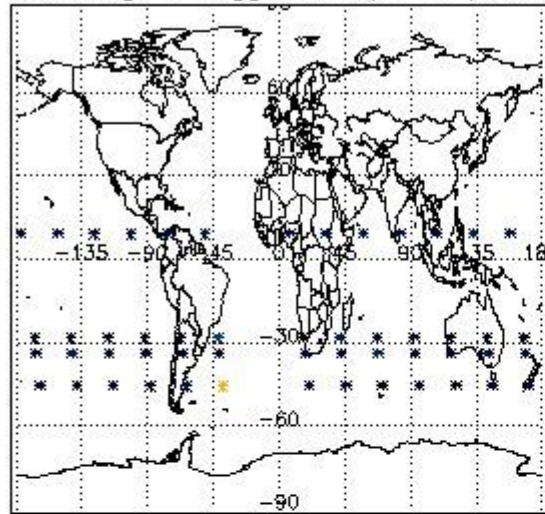
In this section it is plotted some information contained in the Quality Summary data set of the level 2 products. Only products in dark limb conditions and without errors (error flag in the MPH set to "0") are used.

3.1 Plot quality information per product (time dependant)

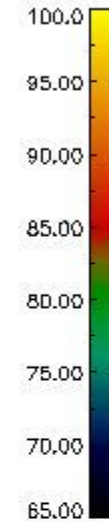
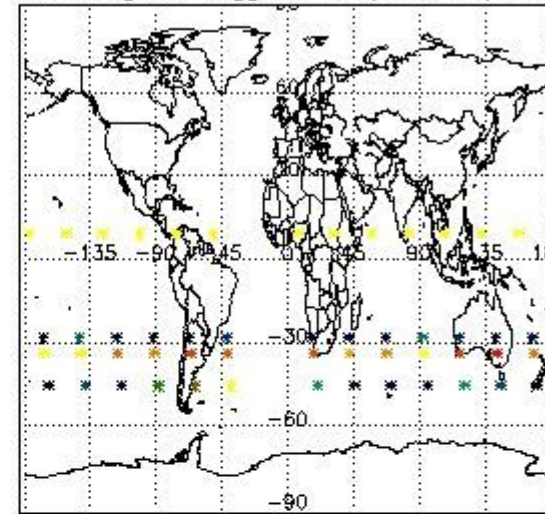


3.2 Plot quality information per product (world map)

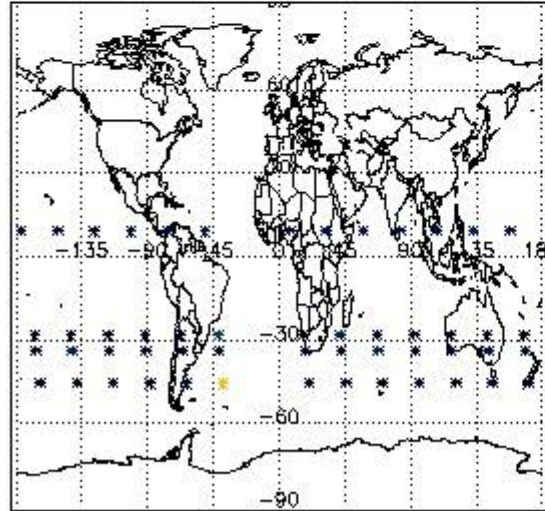
Percentage of flagged data per O3 profile



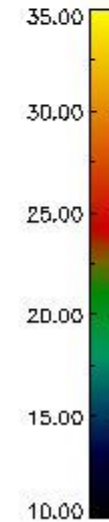
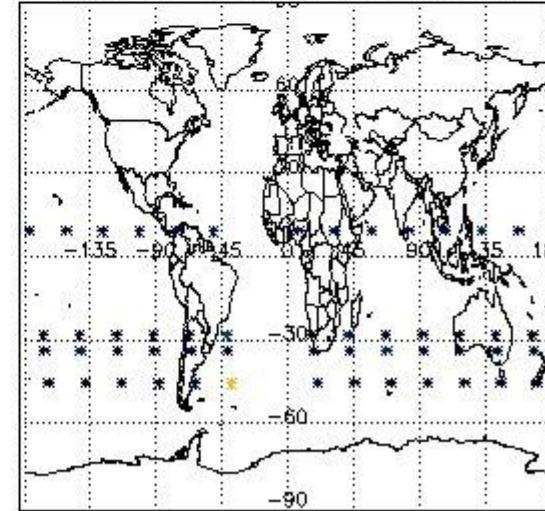
Percentage of flagged data per H2O profile



Percentage of flagged data per NO2 profile



Percentage of flagged data per NO3 profile

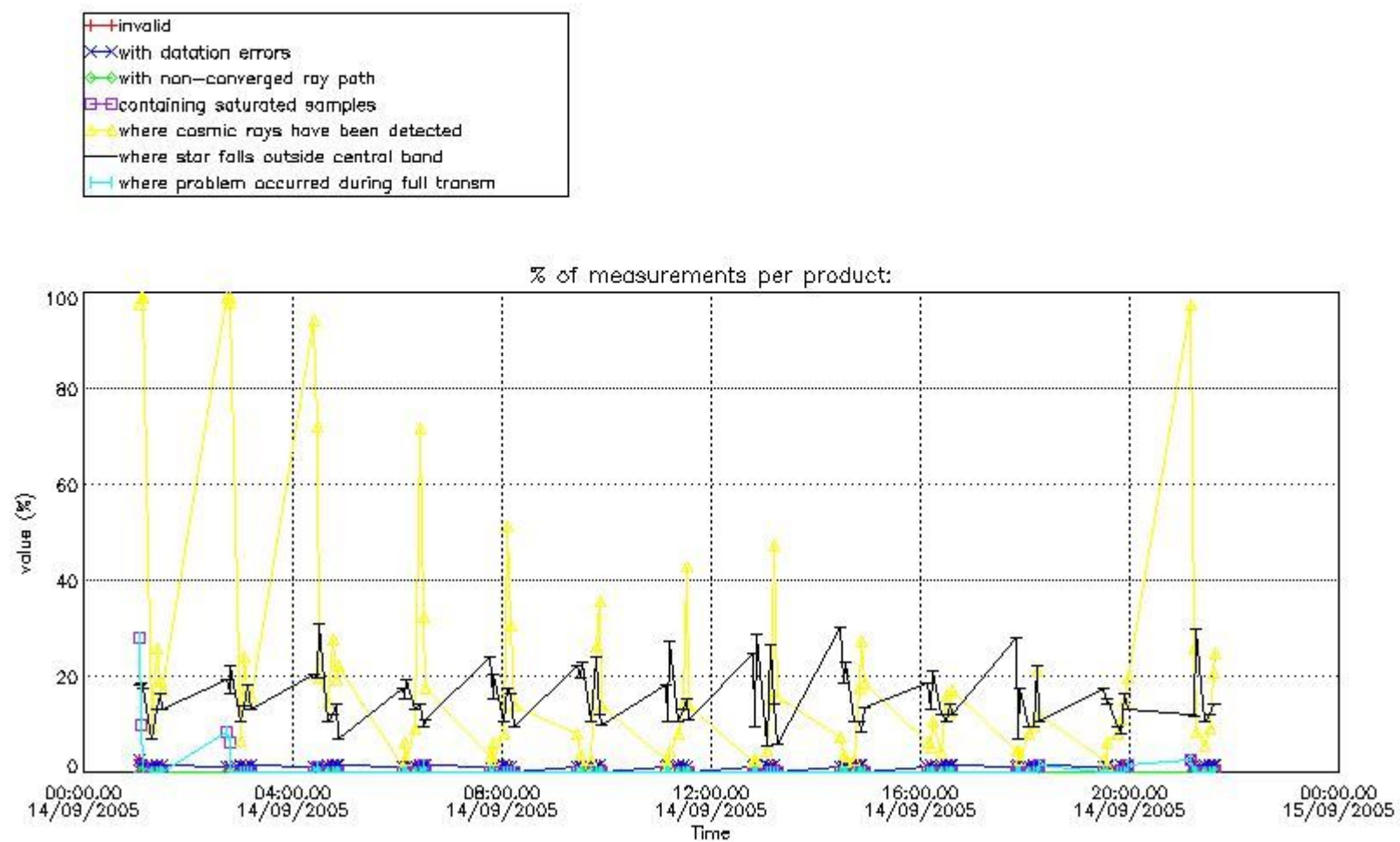


4. Level 1 quality information per product

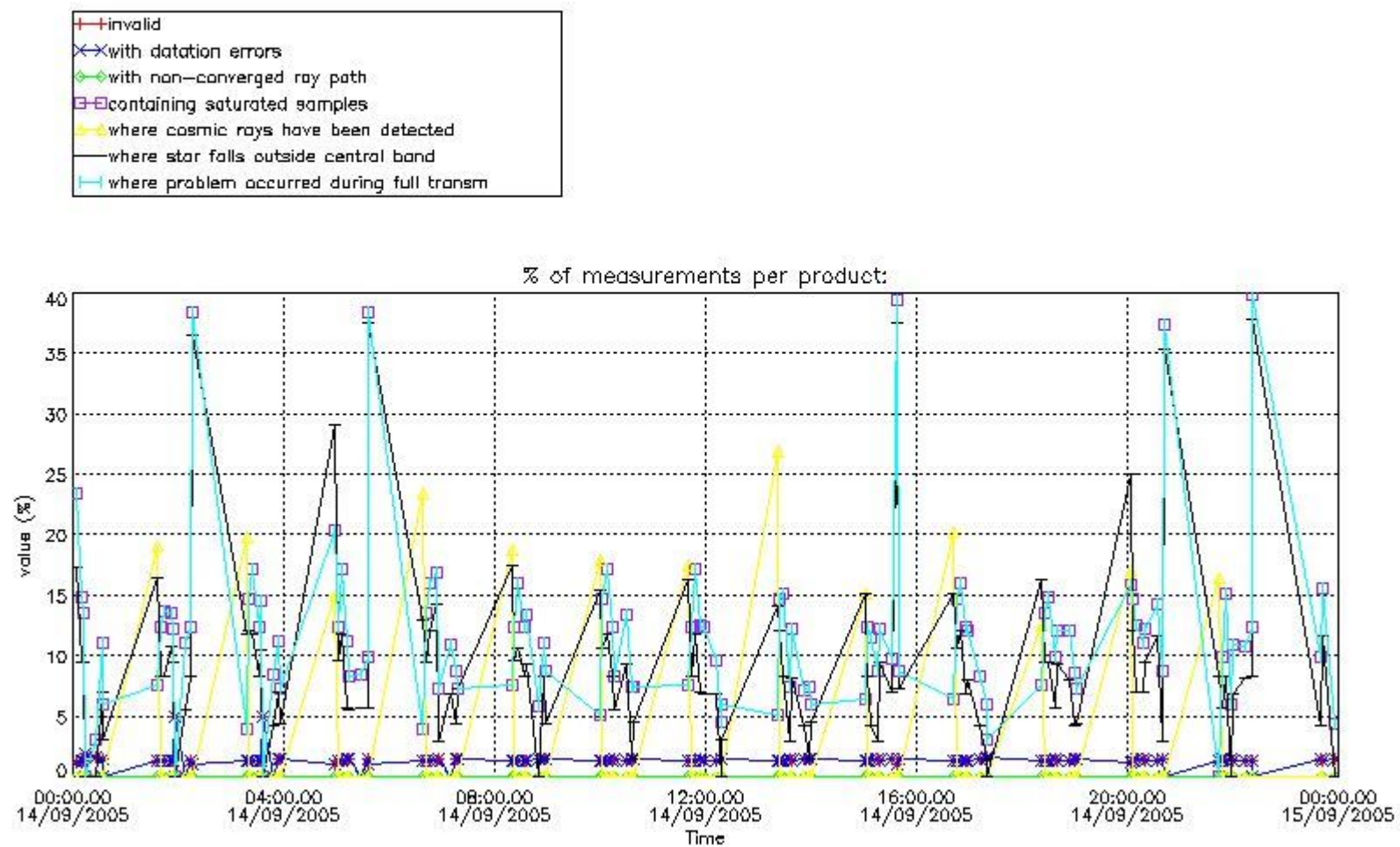
In this section it is plotted some information contained in the Quality Summary data set of the level 2 products that comes from the level 1b processing. Products without errors (error flag in the MPH set to "0") are used.

4.1 Plot quality information per product (time dependant) coming from level 1b processing

4.1.1 Plot level 1 quality information per product (time dependant): ENVISAT ASCENDING passes



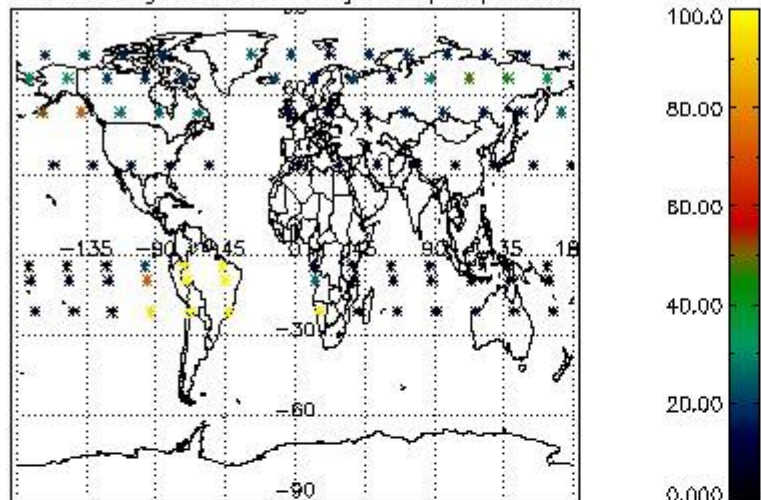
4.1.2 Plot level 1 quality information per product (time dependant): ENVI SAT DESCENDING passes



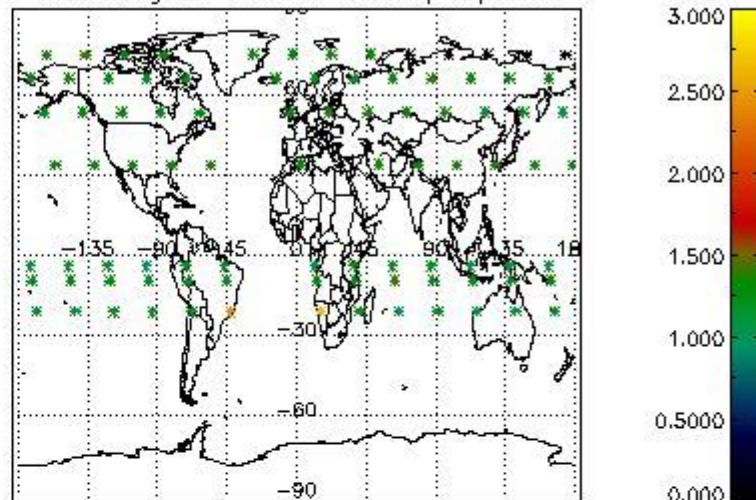
4.2 Plot quality information per product coming from level 1b processing (world map)

4.2.1 Plot level 1 quality information per product (world map): ENVISAT ASCENDING passes

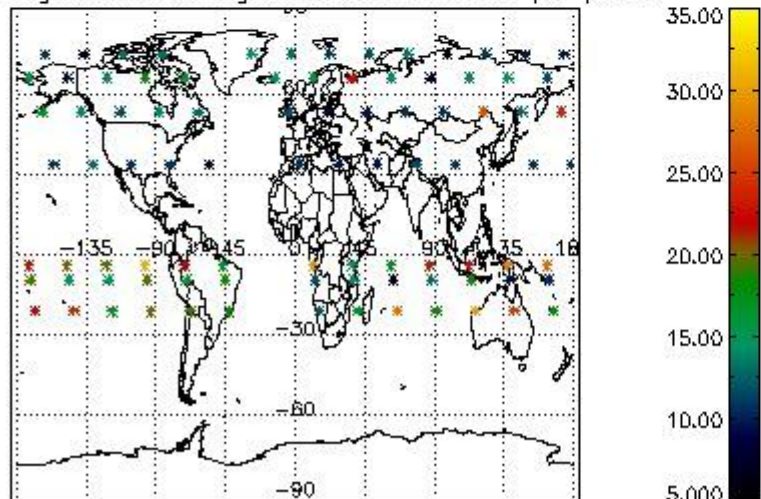
Percentage of cosmic ray hits per profile



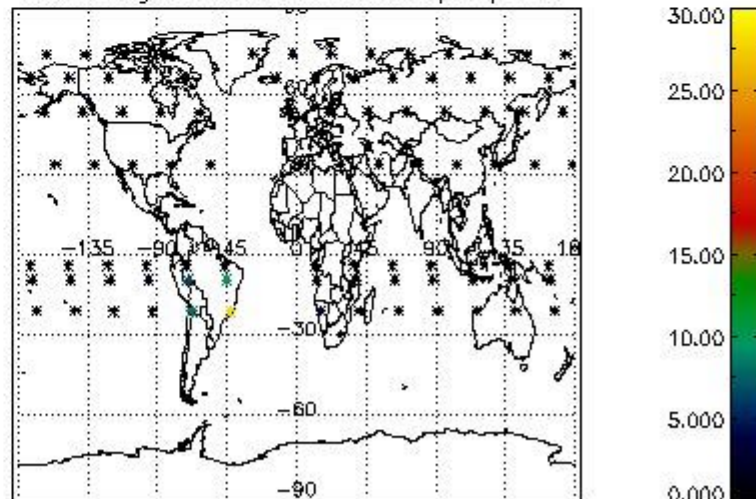
Percentage of datation errors per profile



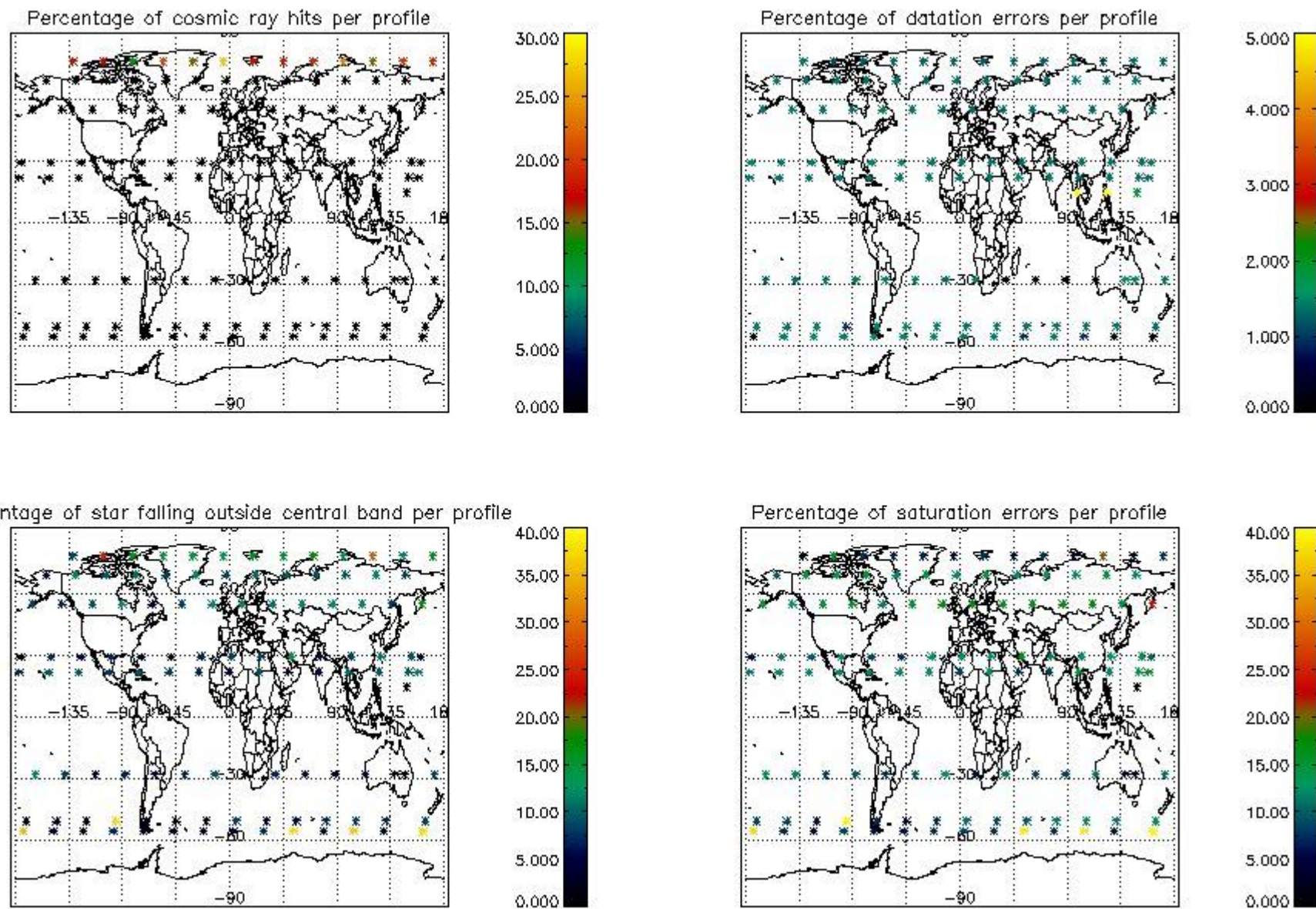
Percentage of star falling outside central band per profile



Percentage of saturation errors per profile



4.2.2 Plot level 1 quality information per product (world map): ENVISAT DESCENDING passes



5. Trace gas profiles

5.1 Ozone statistics based on quality of products

The final quality of the products can be "measured" using the STD (Standard Deviation) attached to every point profile. This information is written to the parameter GOM_NL__2P/NL_LOCAL_SPECIES_DENSITY/o3_std of the level 2 products. The table below shows the statistics for given STD ranges.

The statistics are given with respect to the overall valid production:

- Products without fatal errors: GOM_NL__2P/MPH/PRODUCT_ERR=0
- Valid point profile: GOM_NL__2P/NL_LOCAL_SPECIES_DENSITY/pcd(0)=0

The 'Criteria' is applied to valid points of dark limb products:

- Products in dark limb illumination condition: GOM_NL__2P/NL_SUMMARY_QUALITY/obs_ill_cond=0
- Products without fatal errors: GOM_NL__2P/MPH/PRODUCT_ERR=0
- Valid point profile: GOM_NL__2P/NL_LOCAL_SPECIES_DENSITY/pcd(0)=0

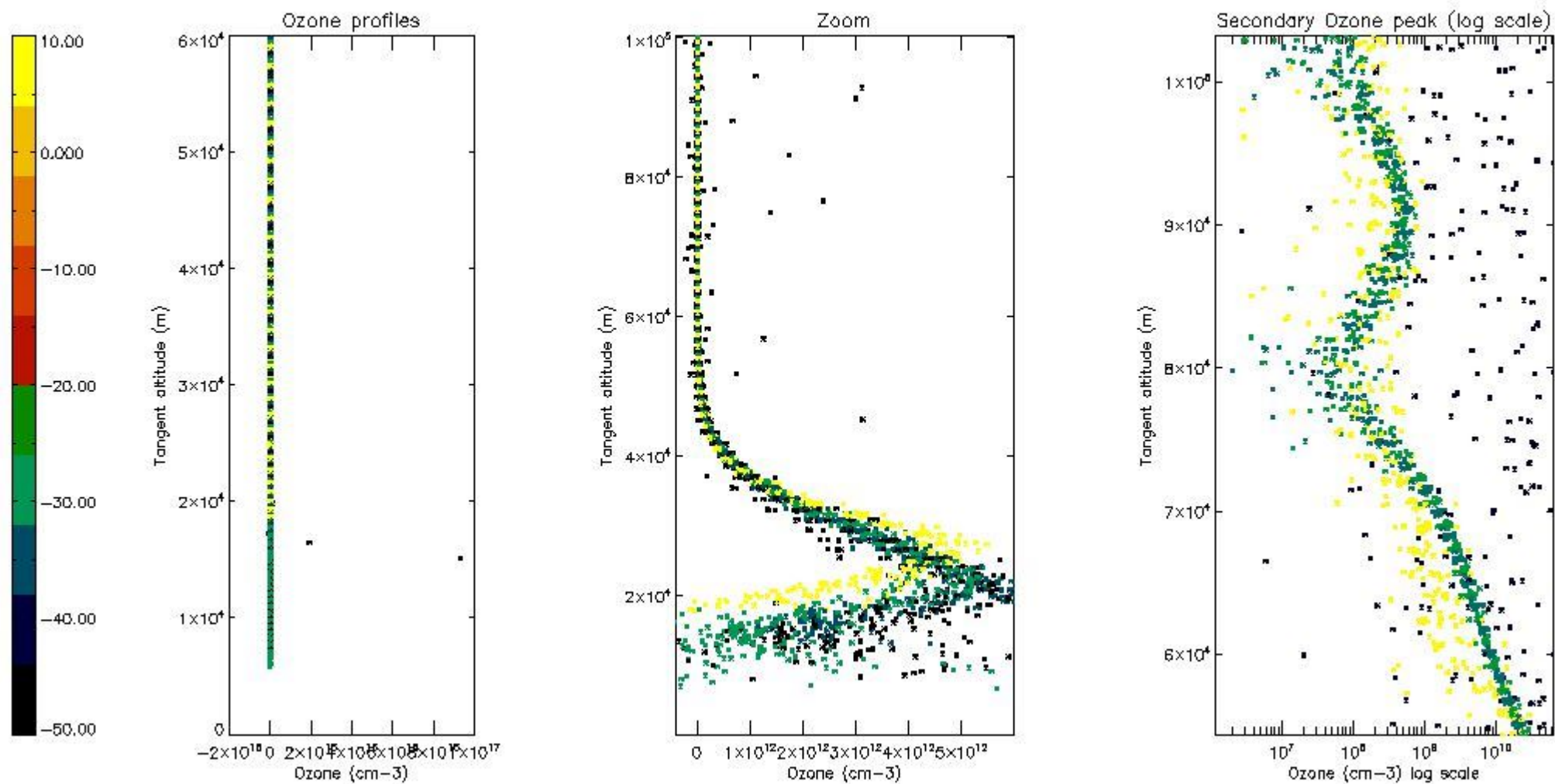
So, the table below shows the percentage of dark limb and valid observations for each criteria with respect to the overall valid daily observations.

Criteria	% of total production
All STD	28
STD < 20	12

STD < 10	9
STD < 5	3

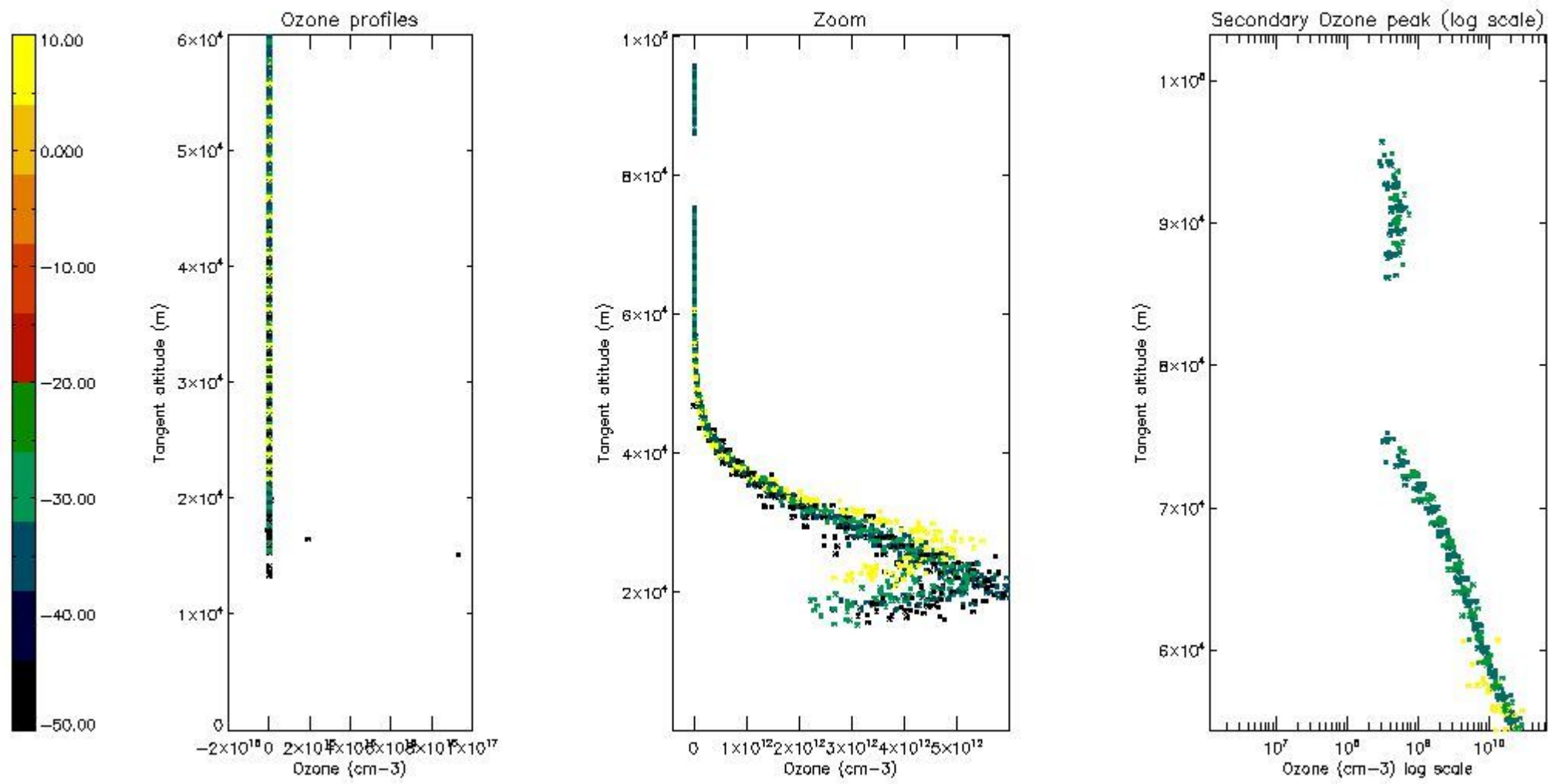
5.2 Plot ozone profiles for all STD (dark without errors)

The colorbar represents the latitude.



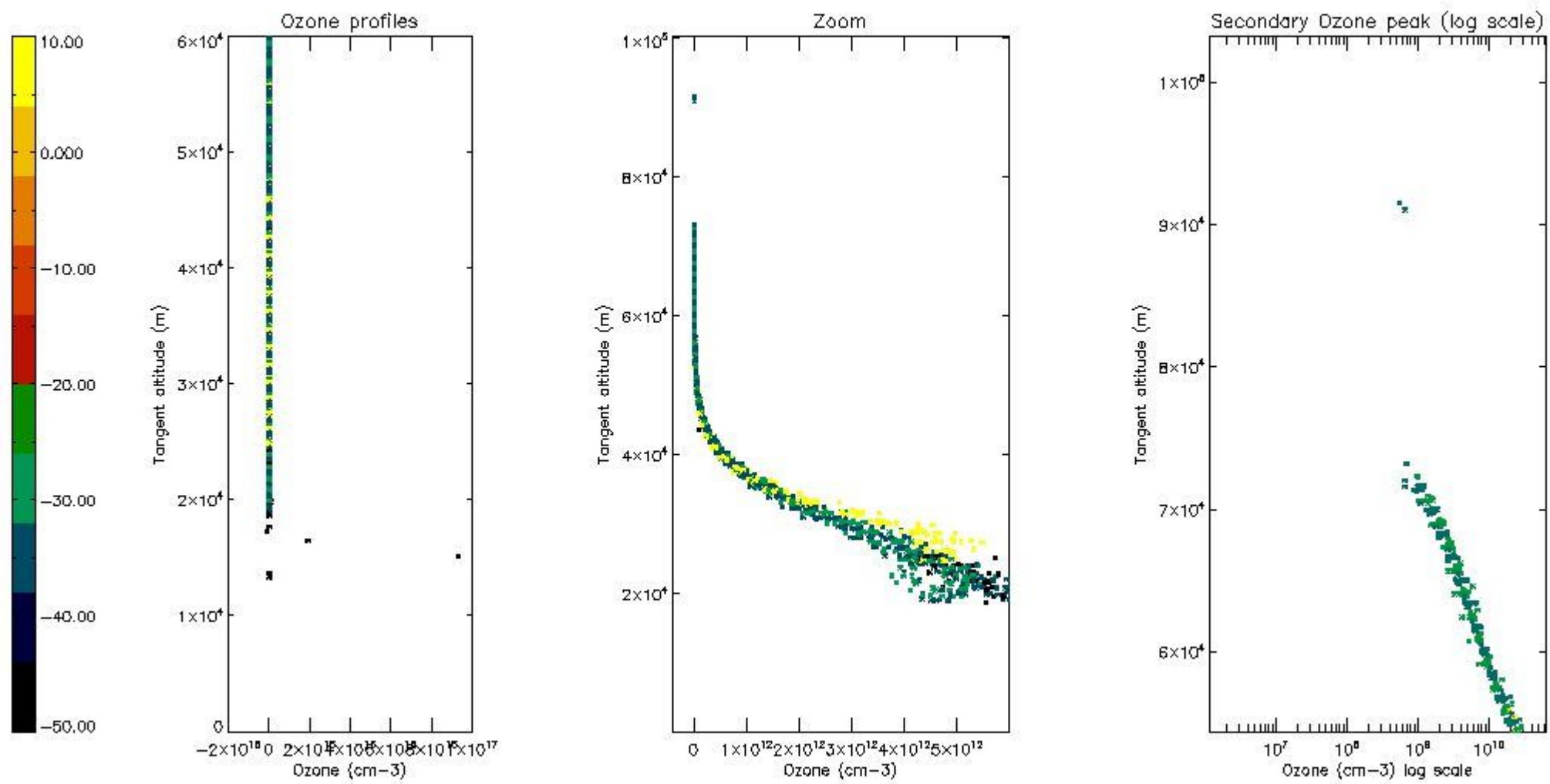
5.3 Plot ozone profiles where STD < 20% (dark without errors)

The colorbar represents the latitude.



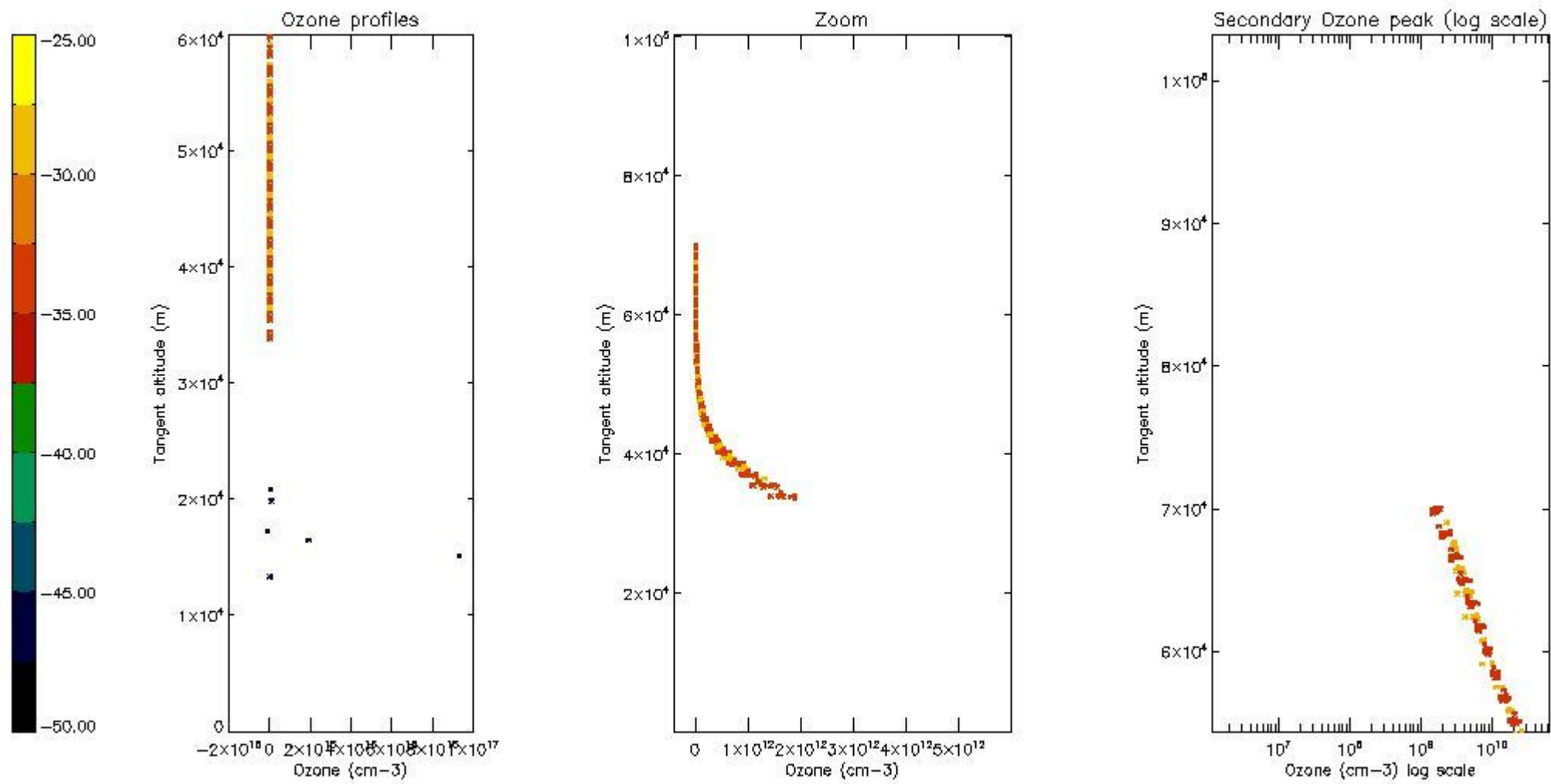
5.4 Plot ozone profiles where $STD < 10\%$ (dark without errors)

The colorbar represents the latitude.



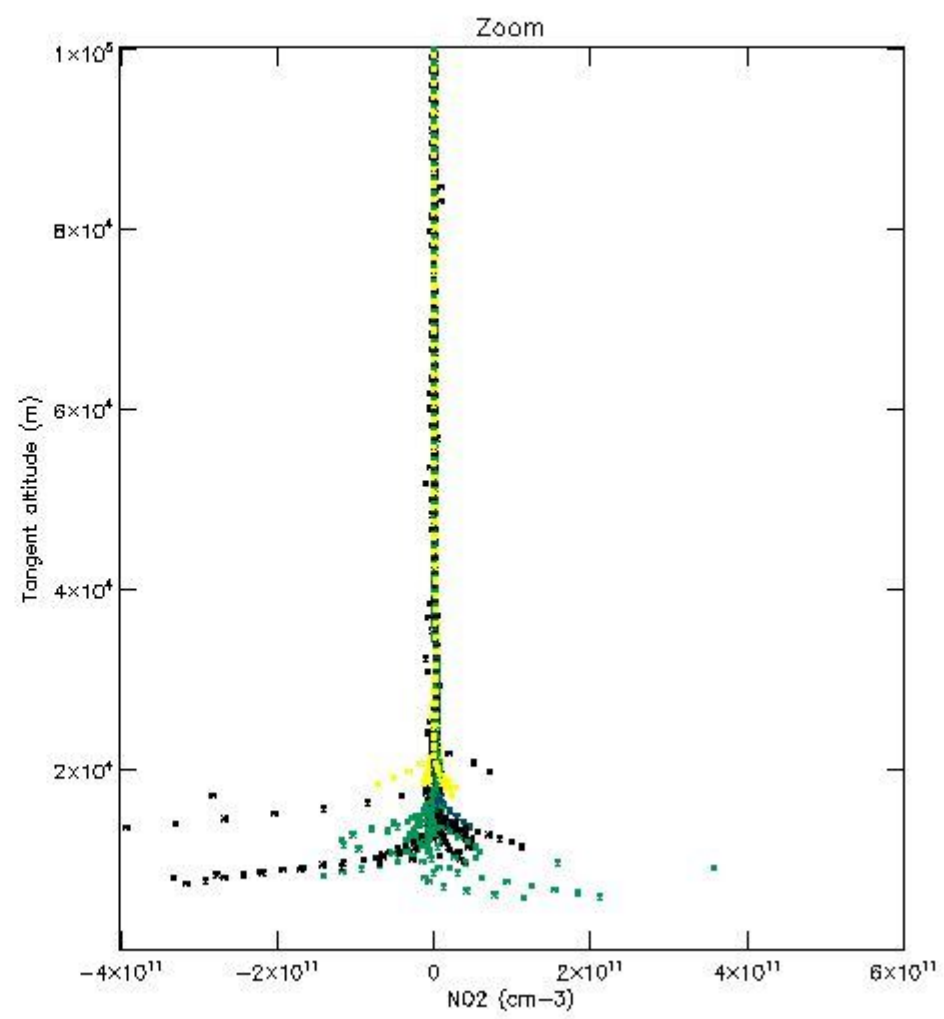
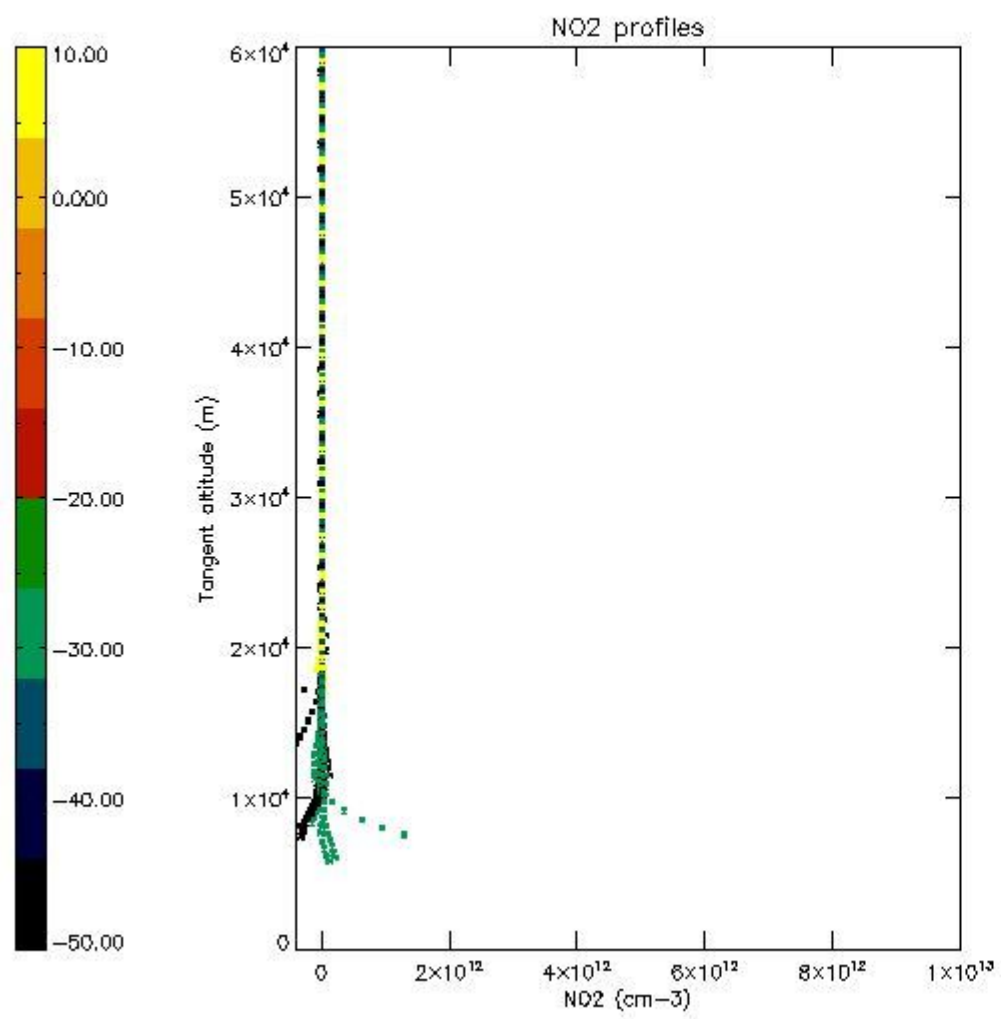
5.5 Plot ozone profiles where STD < 5% (dark without errors)

The colorbar represents the latitude.



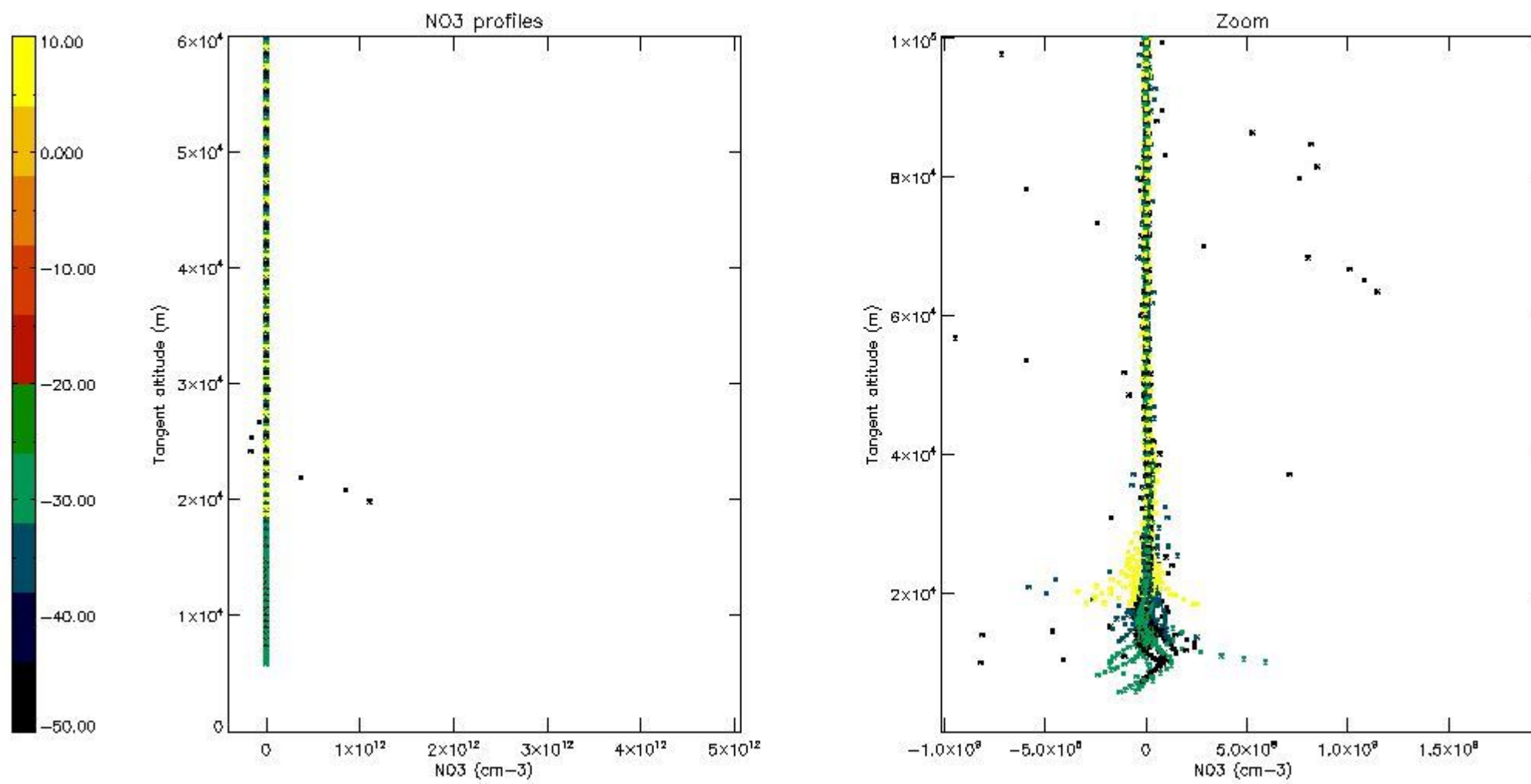
5.6 Plot NO₂ profiles for all STD (dark without errors)

The colorbar represents the latitude.



5.7 Plot NO3 profiles for all STD (dark without errors)

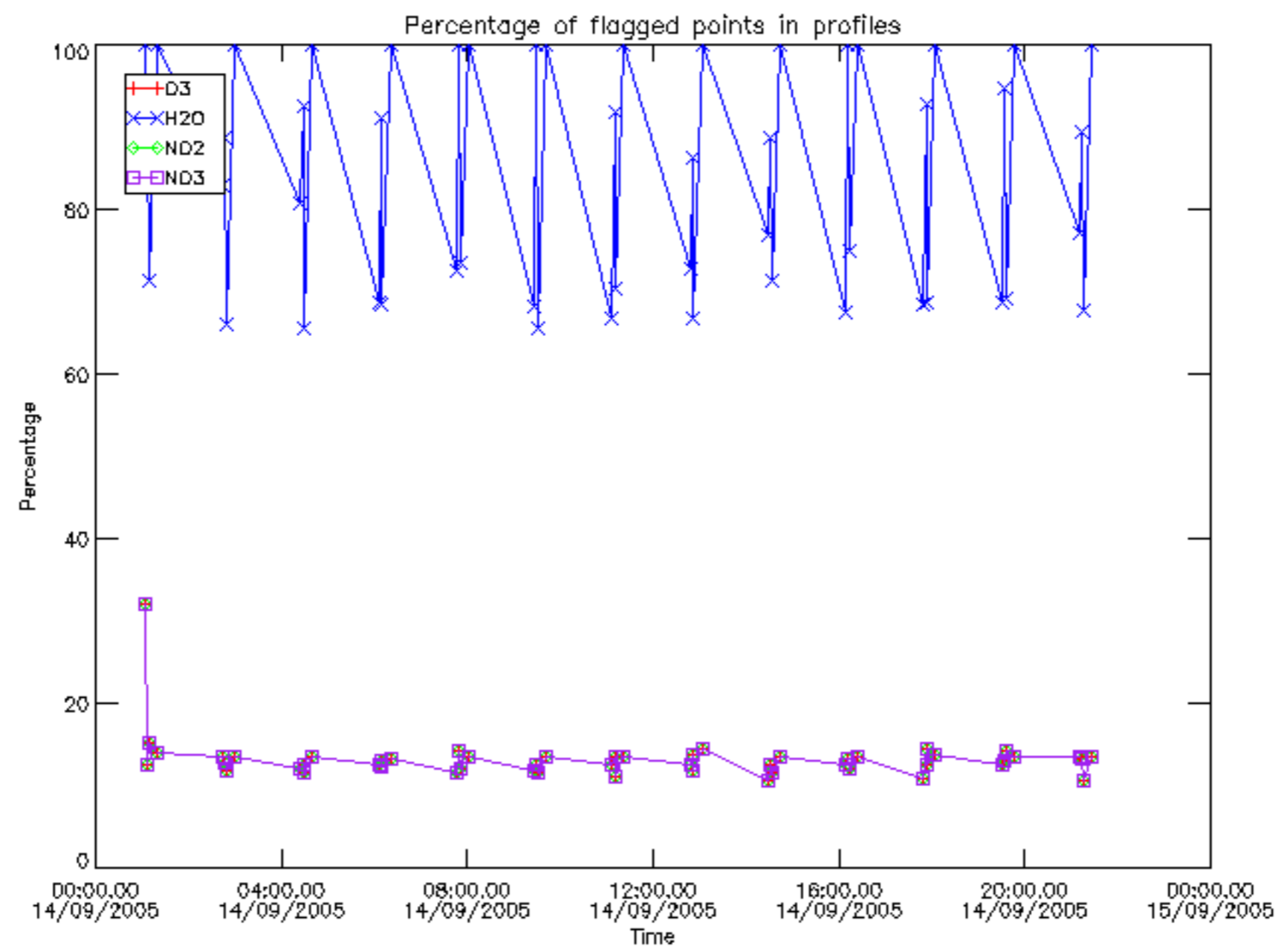
The colorbar represents the latitude.



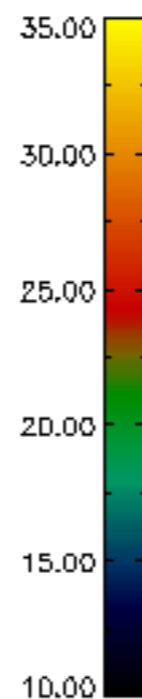
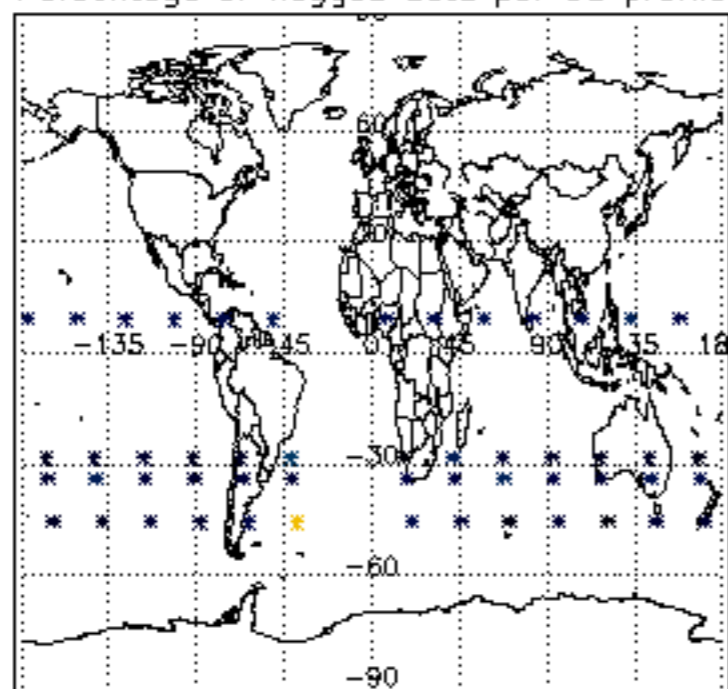
6. Auxiliary Data Files used for the production reported in section 2

The number reported in the third column indicates since which file (see list in section 2) the corresponding auxiliary file has been used. The fourth column is the date of those product files.

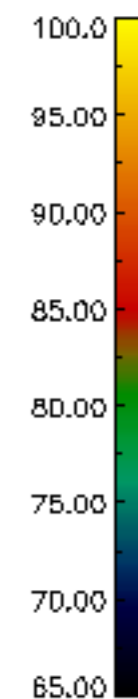
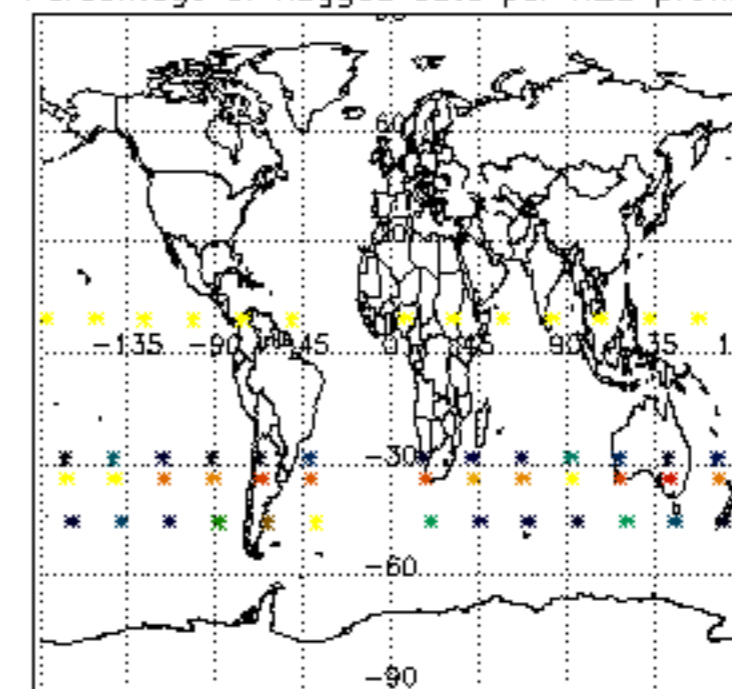
Type	Auxiliary Filename	Used since product	Used since product date
INST_PHYS_CHARACTERISTICS	GOM_INS_AXVIEC20091111_143220_20030716_120000_20500101_000000	1	14-SEP-2005 00:03:28
LEVEL-2_PROC_CONFIG	GOM_PR2_AXVIEC20091111_152718_20020301_000000_20500101_000000	1	14-SEP-2005 00:03:28
CROSS_SECTIONS_FILE	GOM_CRS_AXVIEC20091111_154832_20020301_000000_20500101_000000	1	14-SEP-2005 00:03:28



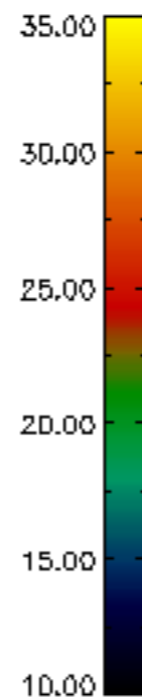
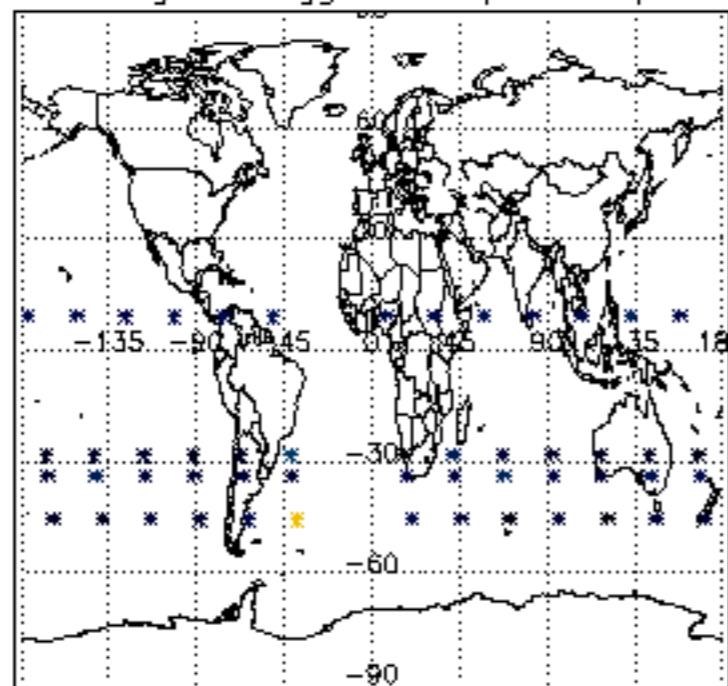
Percentage of flagged data per D3 profile



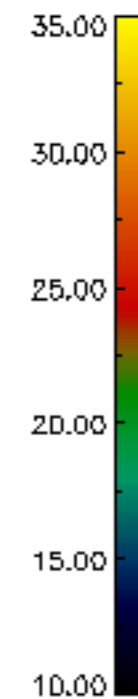
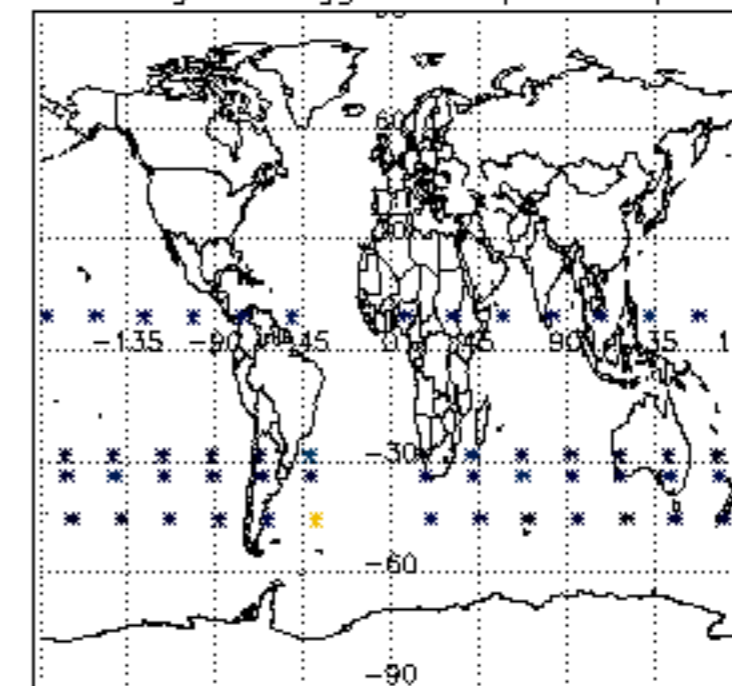
Percentage of flagged data per H2O profile

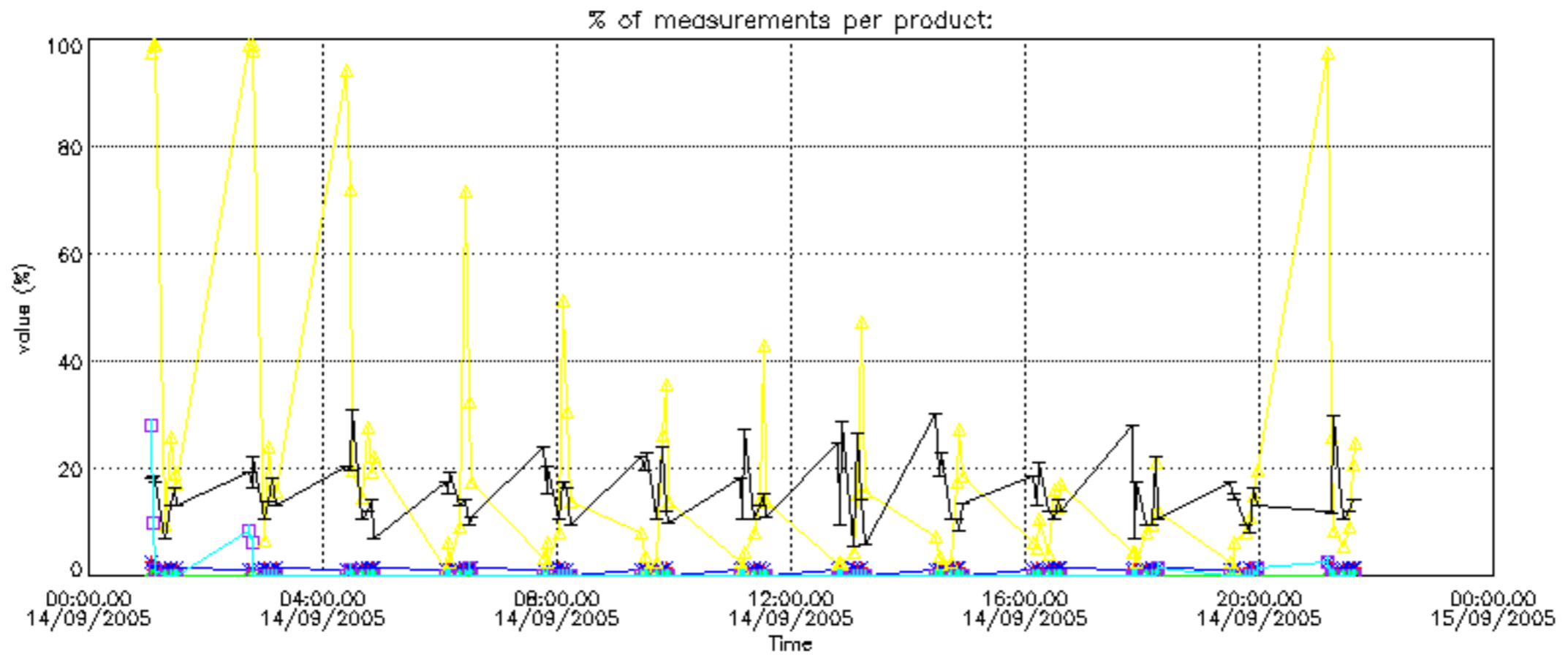


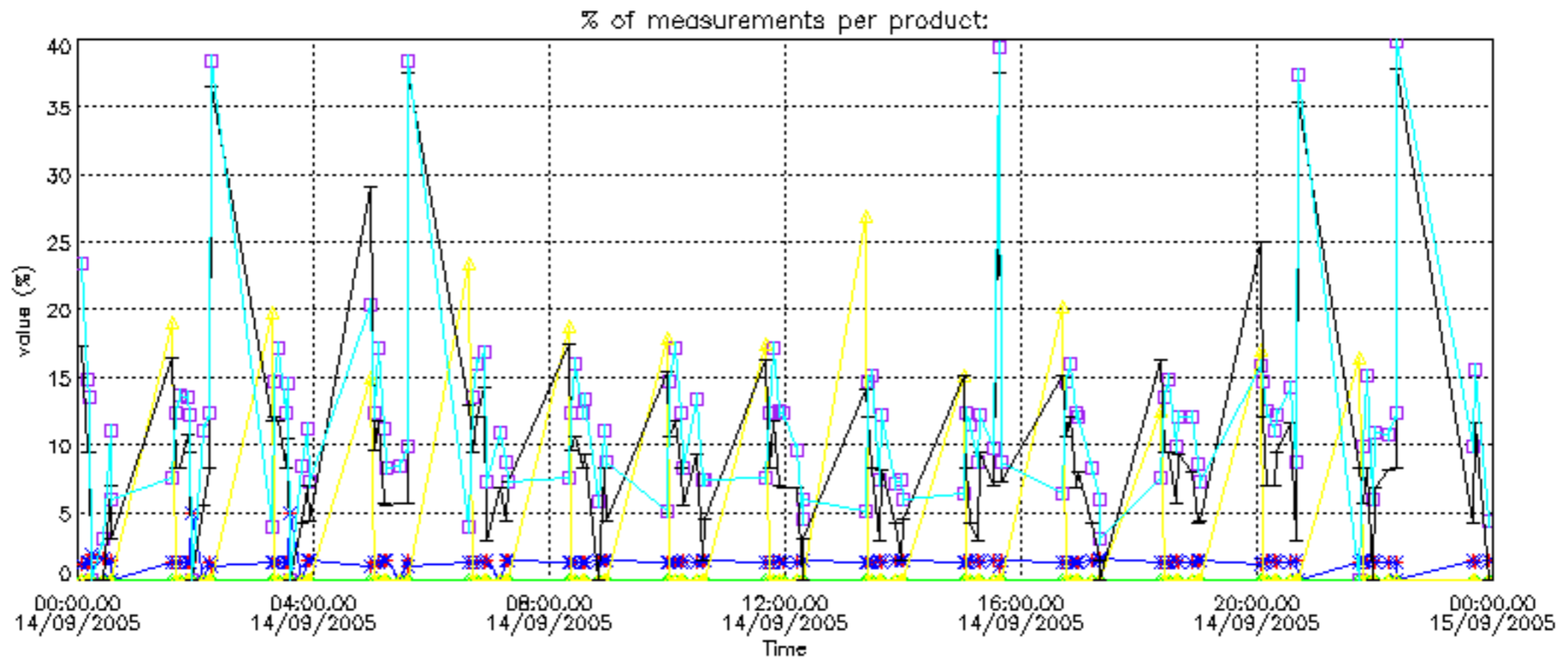
Percentage of flagged data per NO2 profile



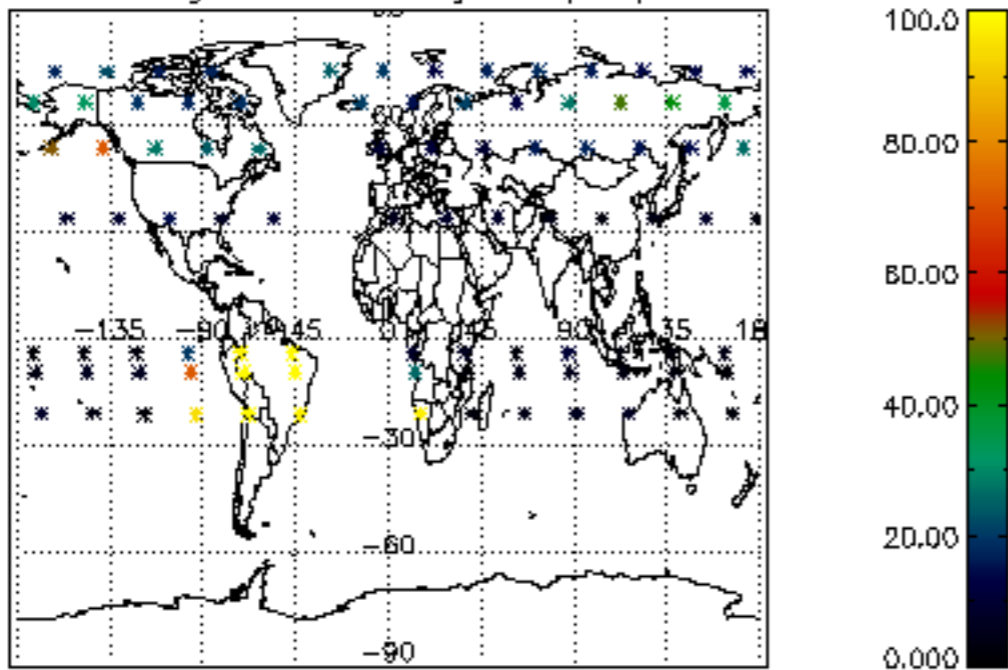
Percentage of flagged data per NO3 profile



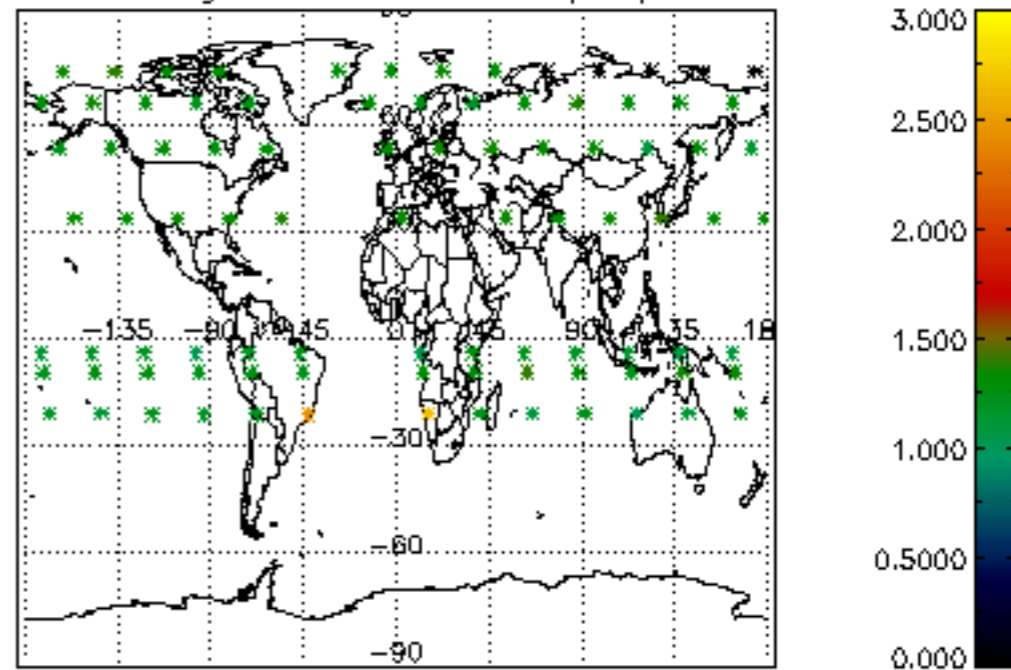




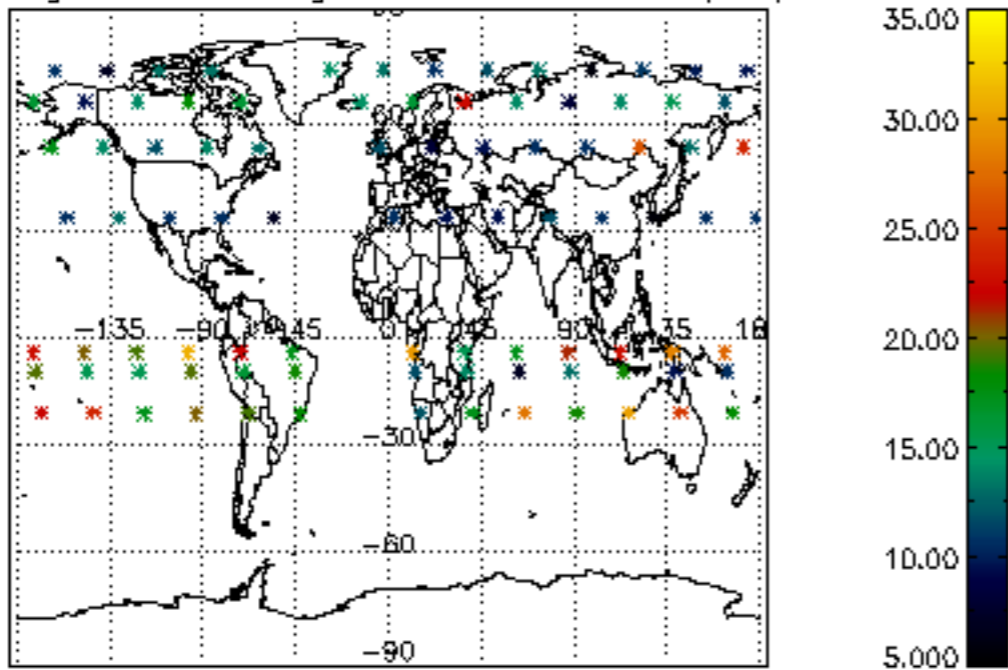
Percentage of cosmic ray hits per profile



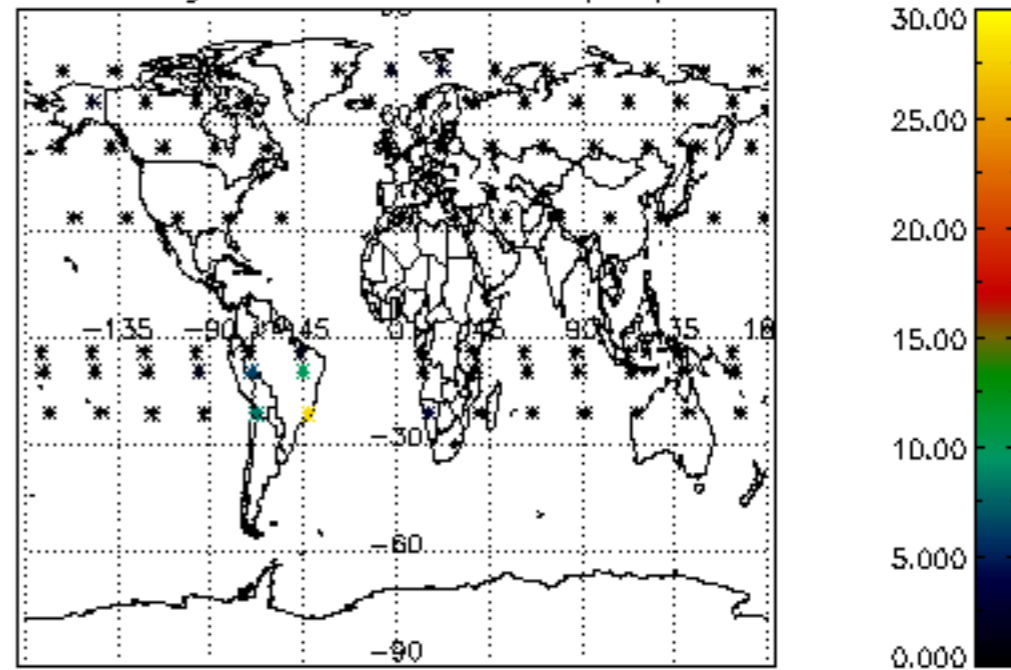
Percentage of datation errors per profile



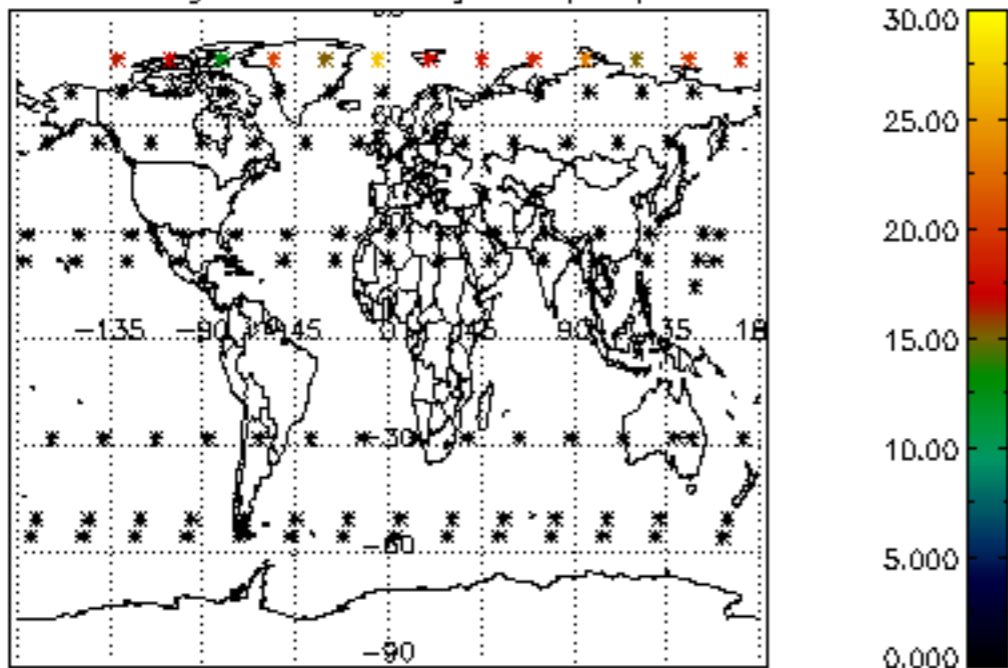
Percentage of star falling outside central band per profile



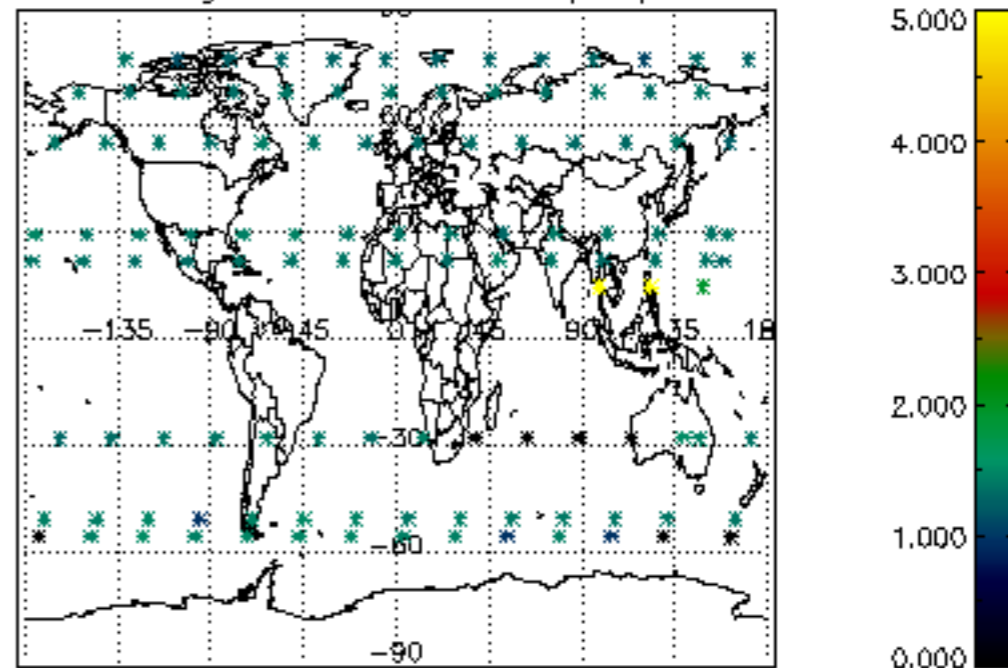
Percentage of saturation errors per profile



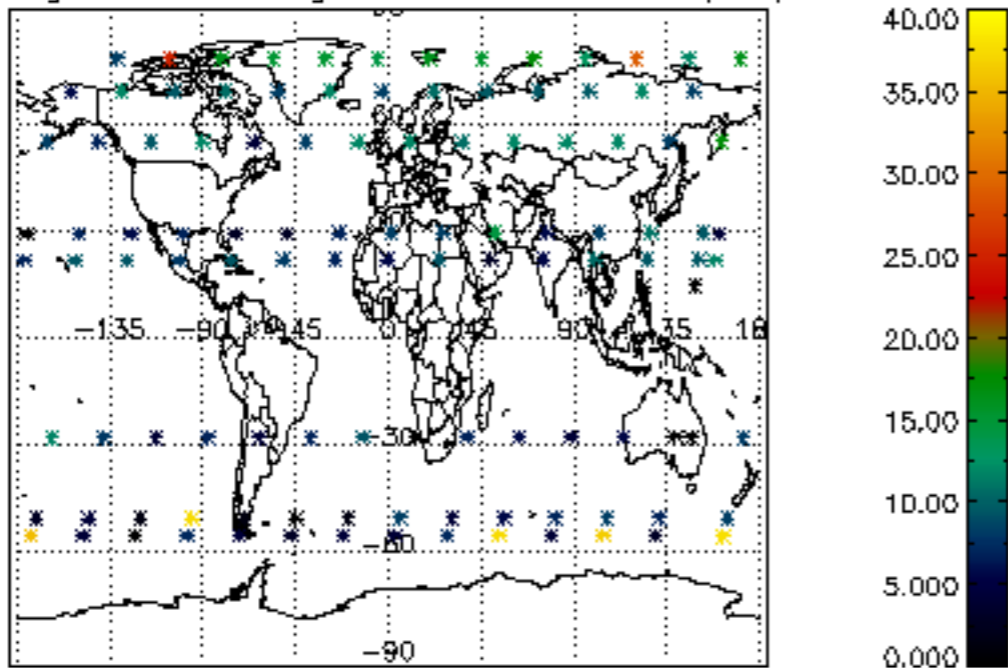
Percentage of cosmic ray hits per profile



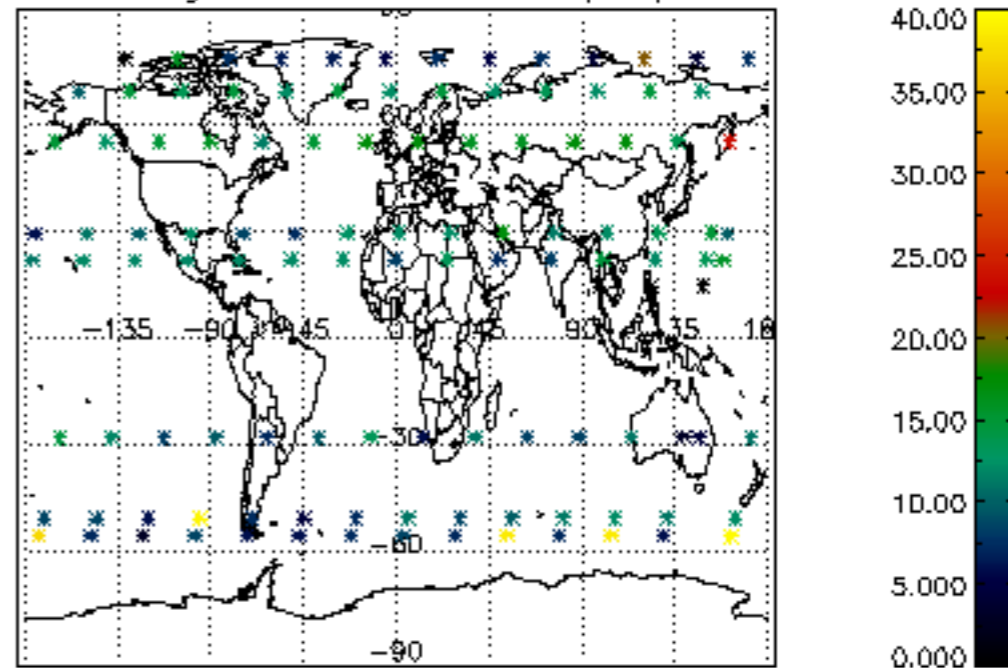
Percentage of datation errors per profile

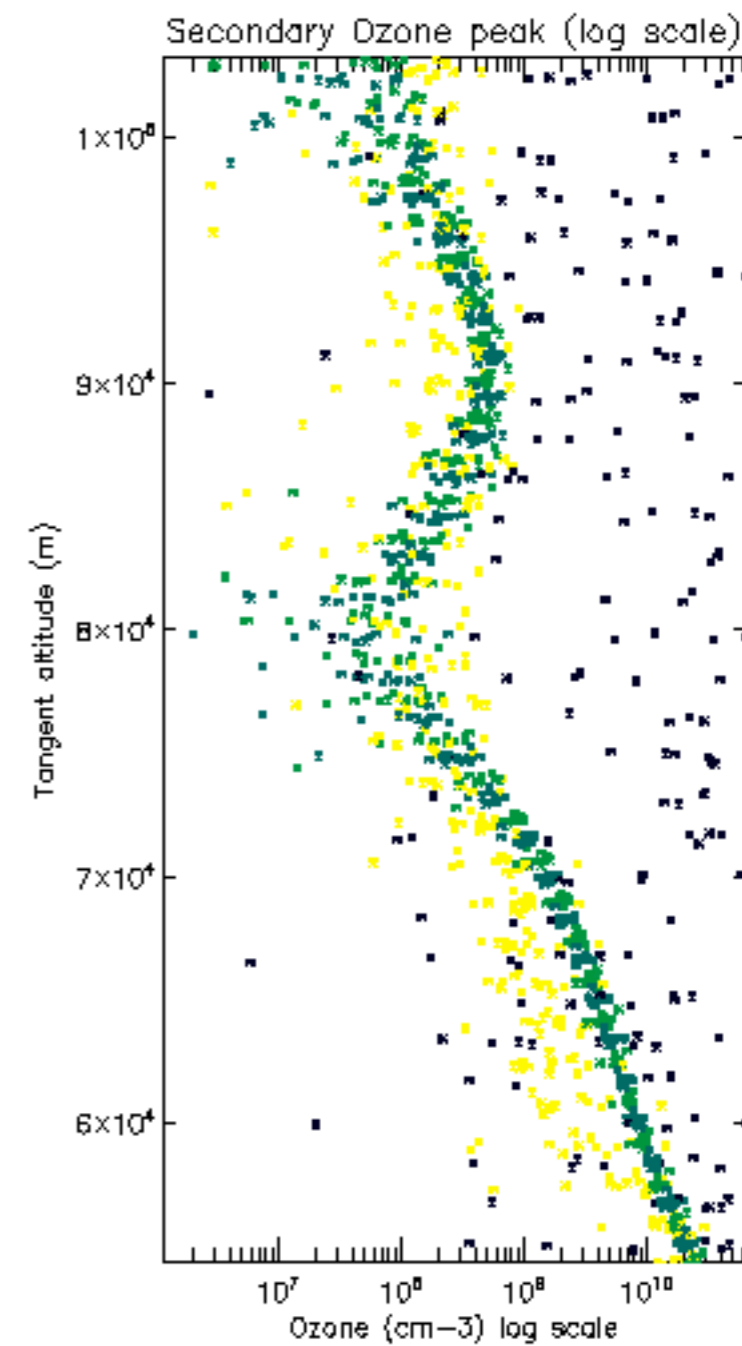
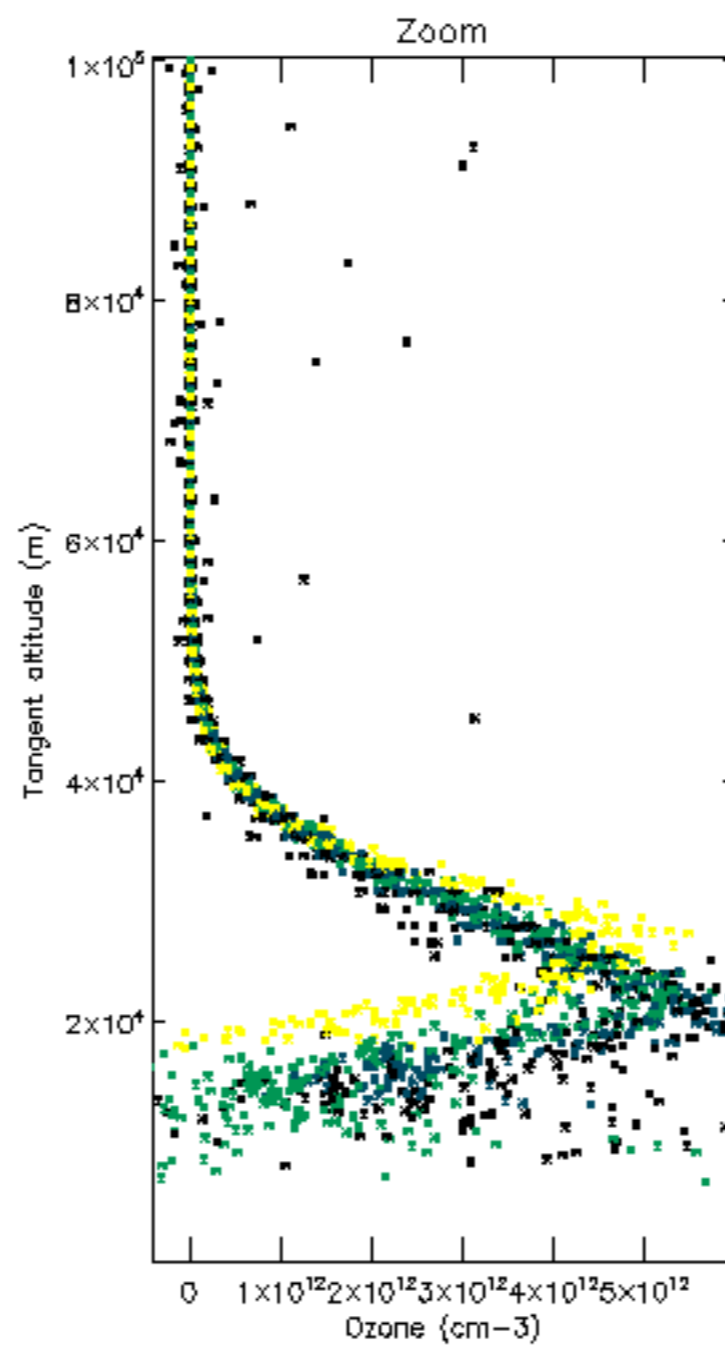
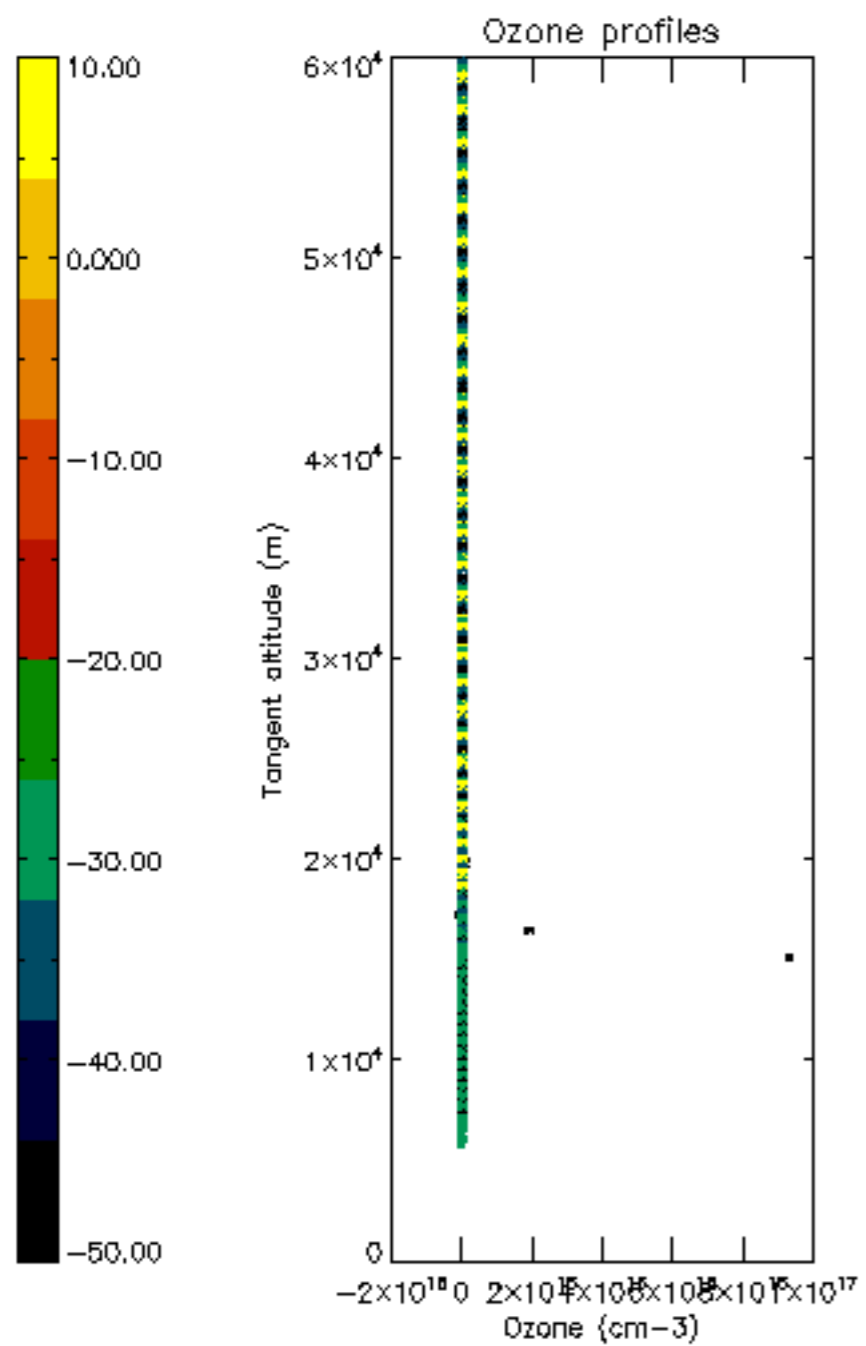


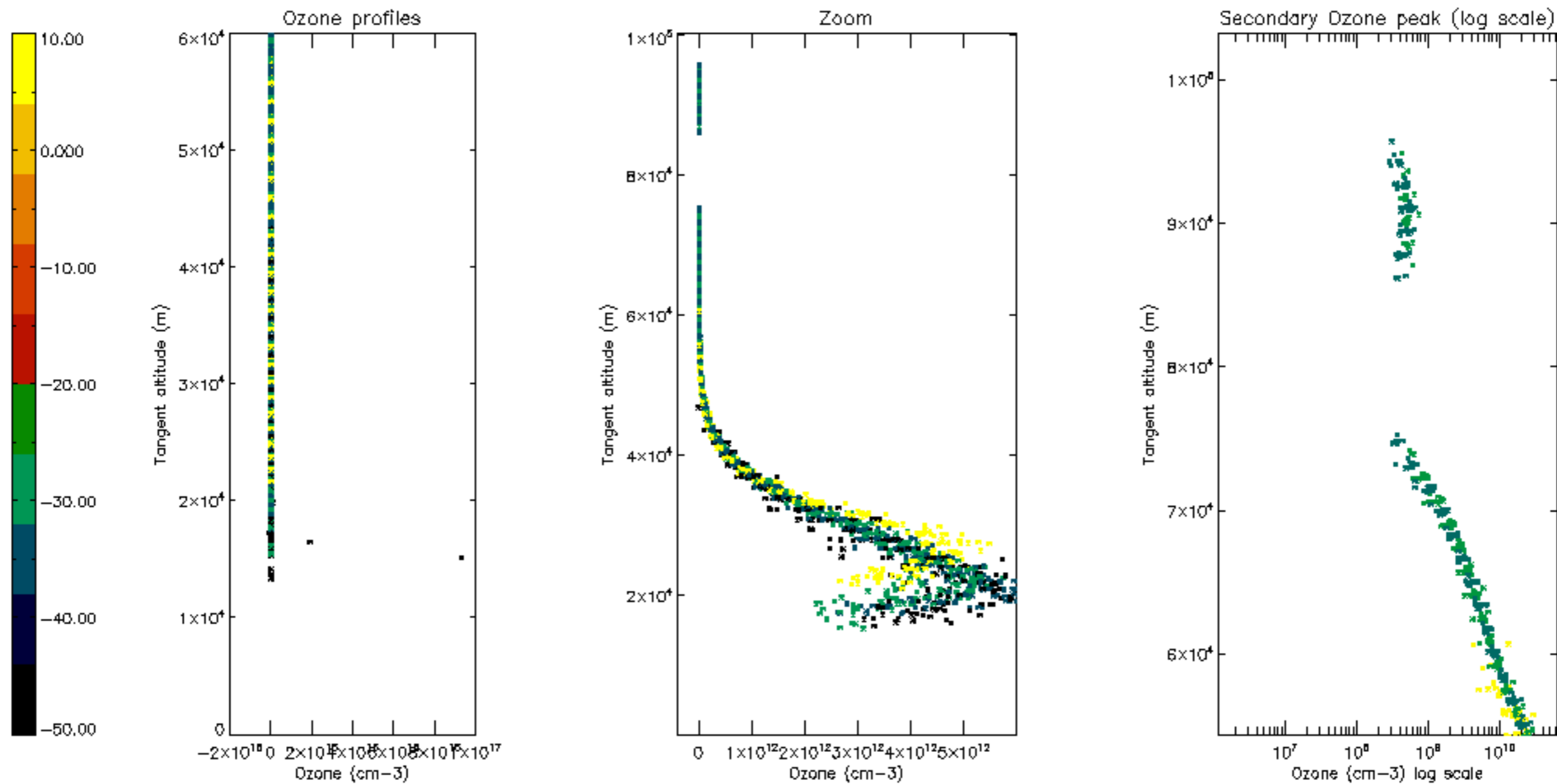
Percentage of star falling outside central band per profile

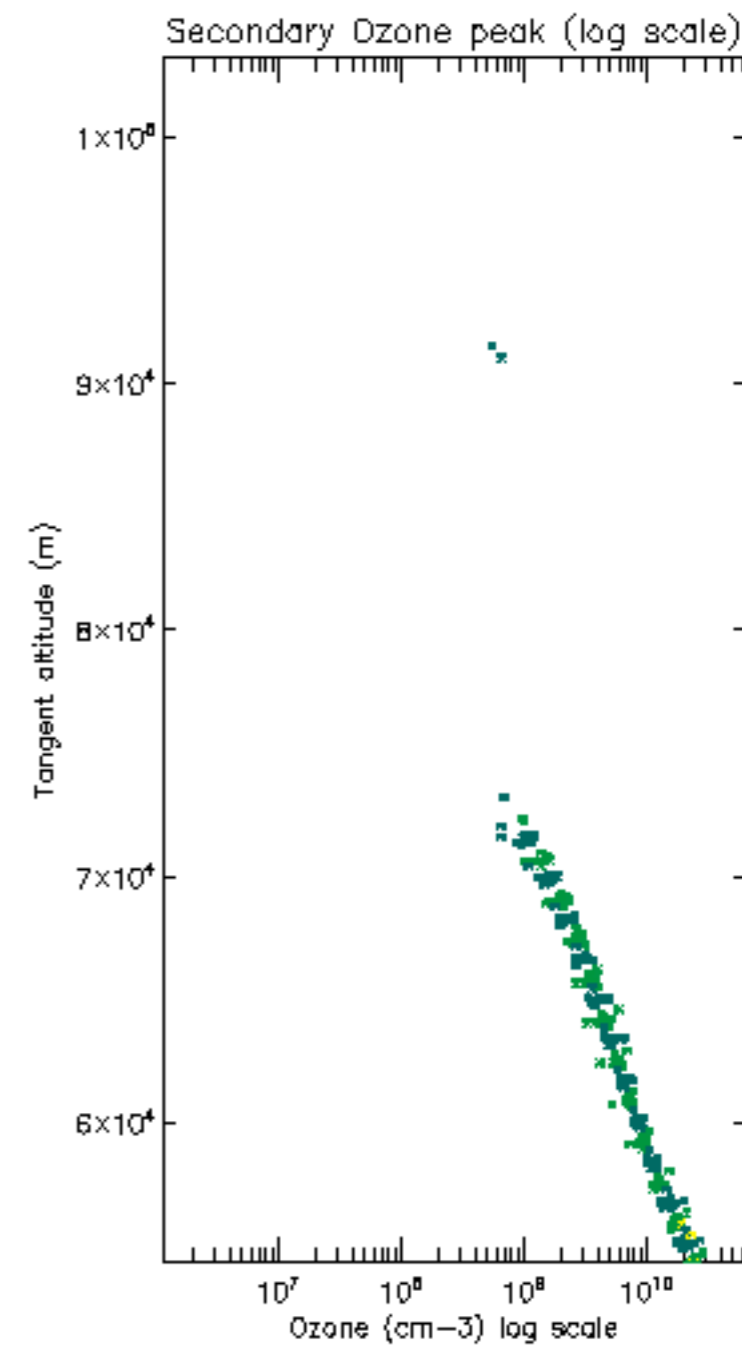
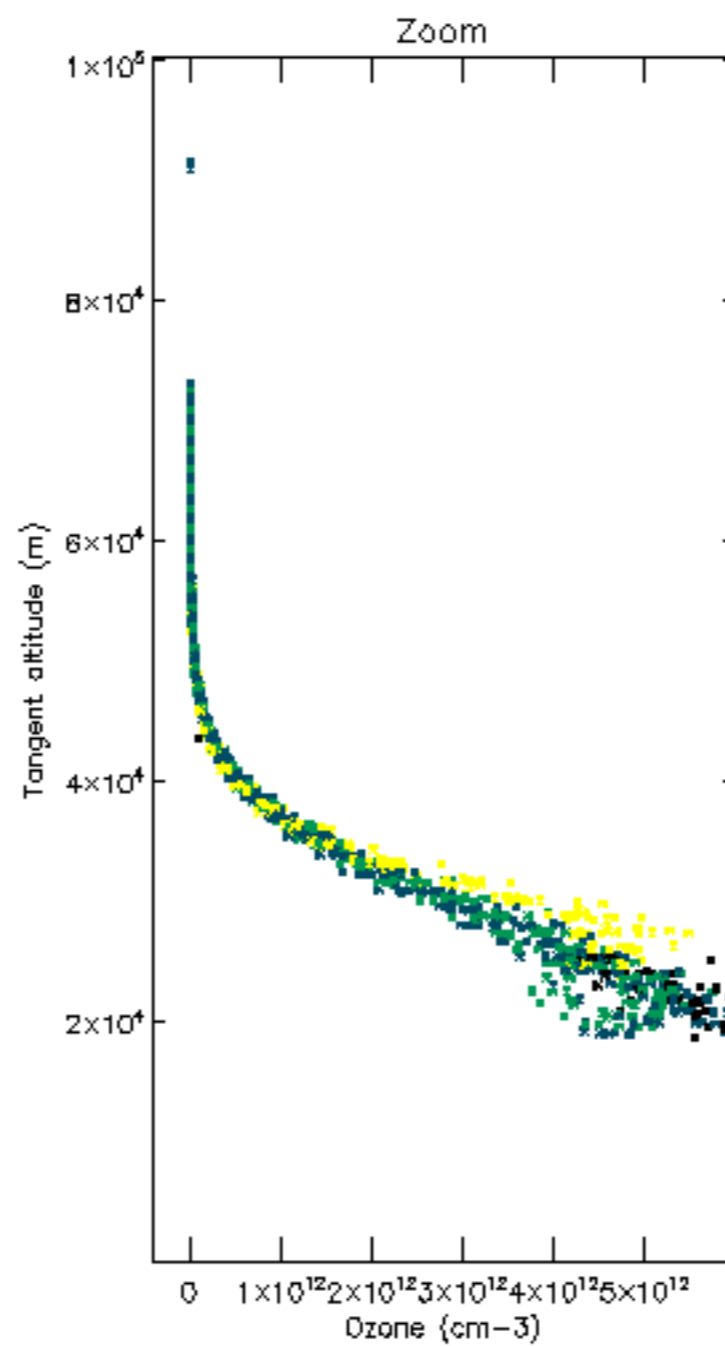
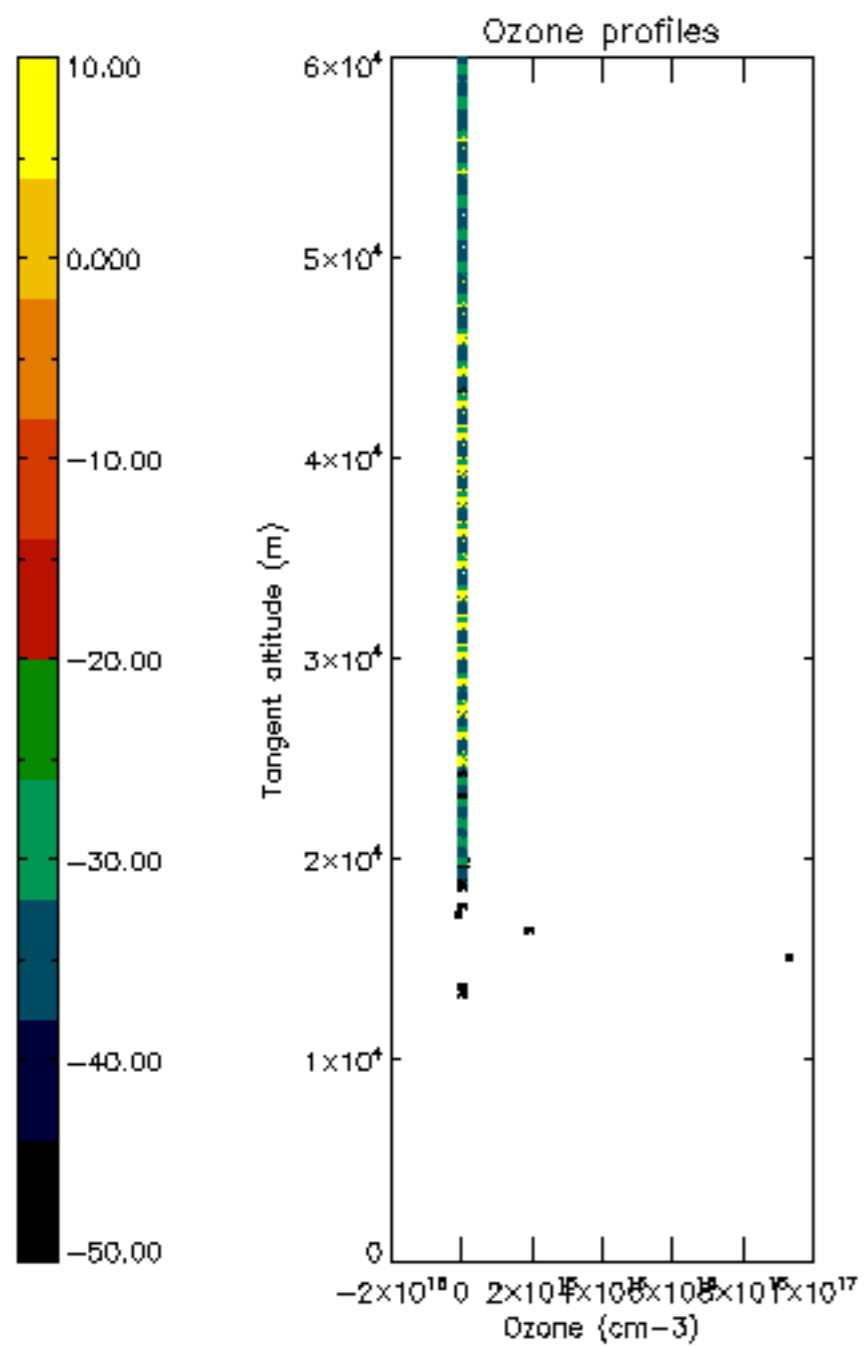


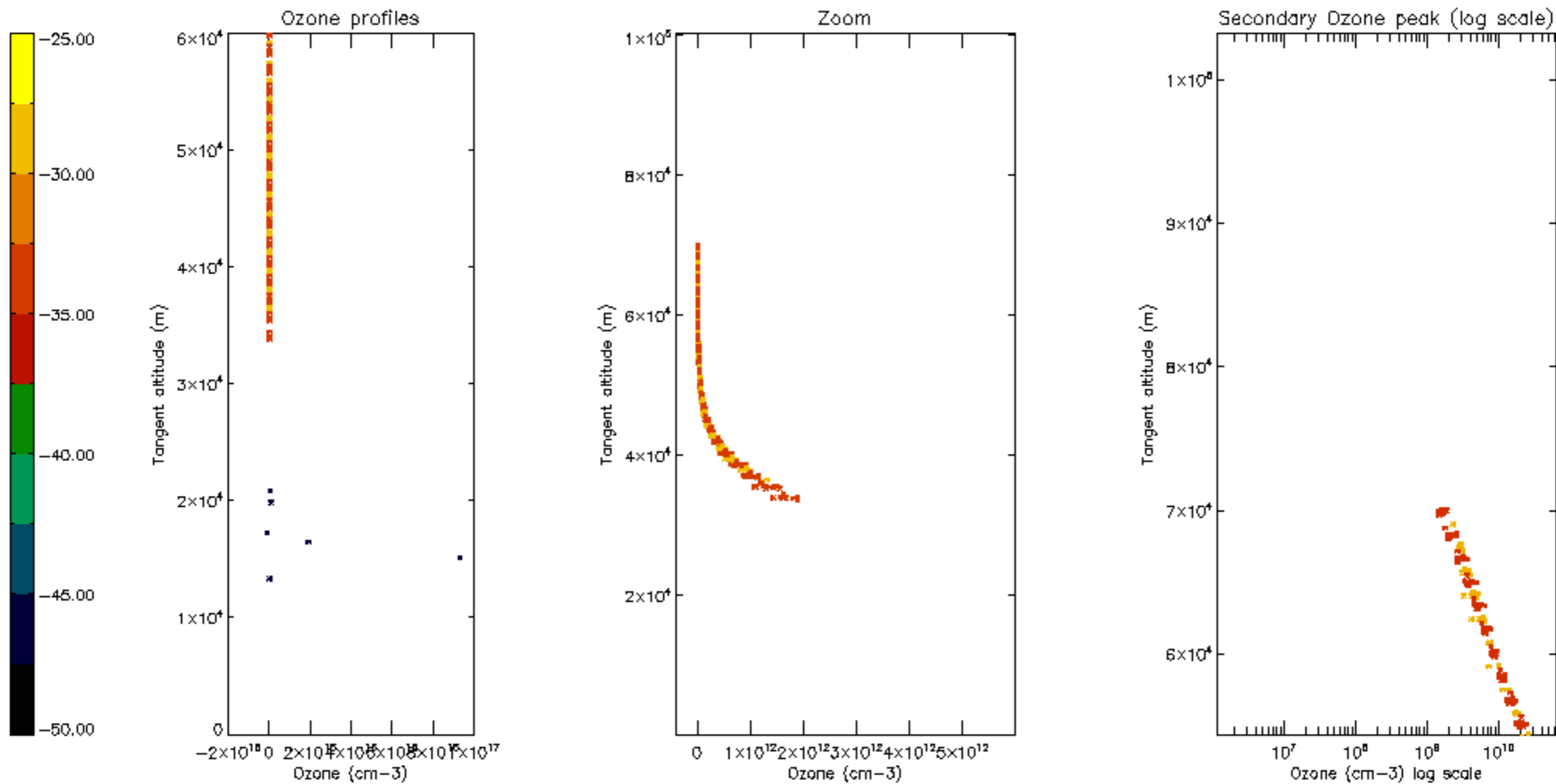
Percentage of saturation errors per profile

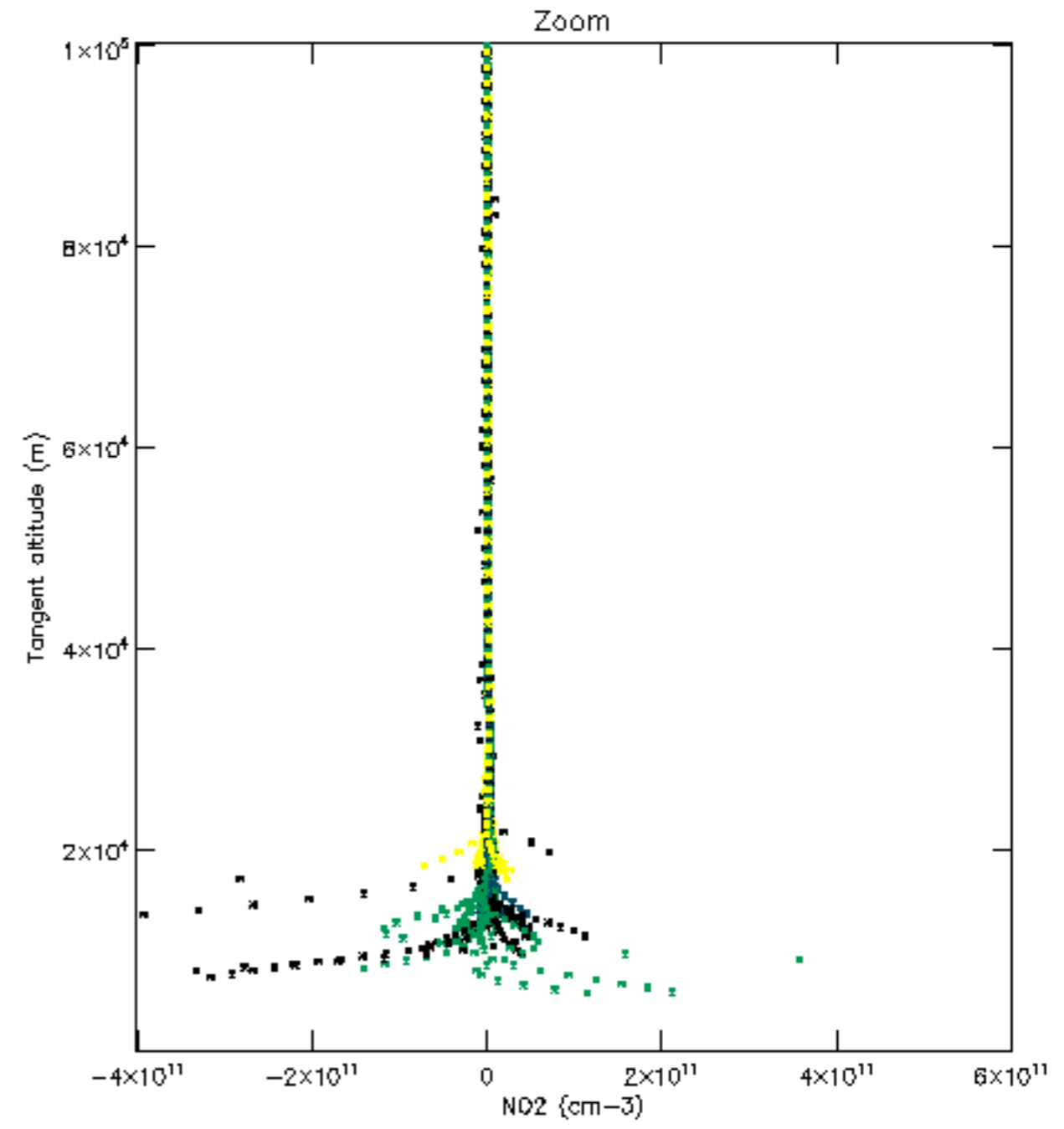
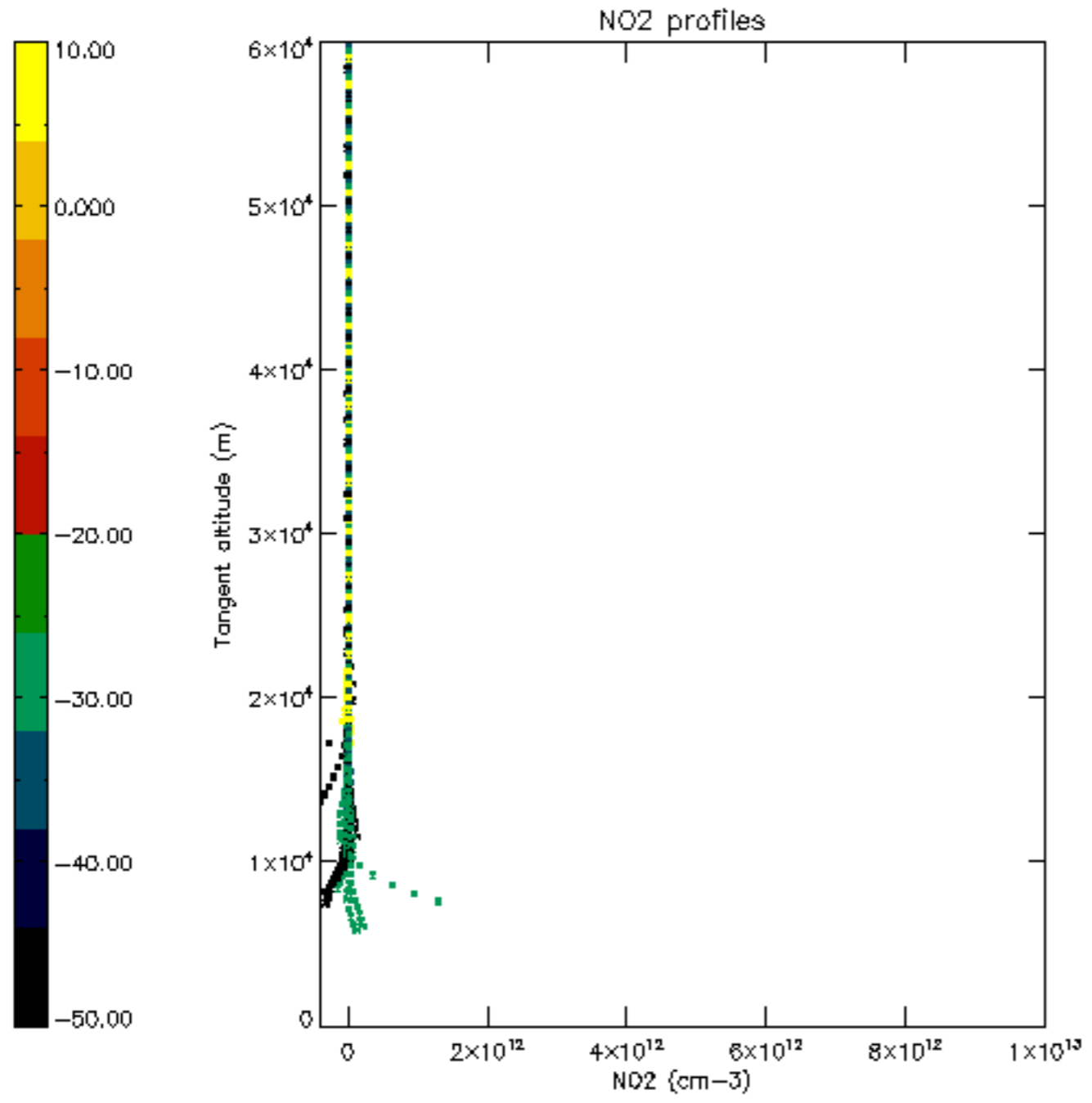


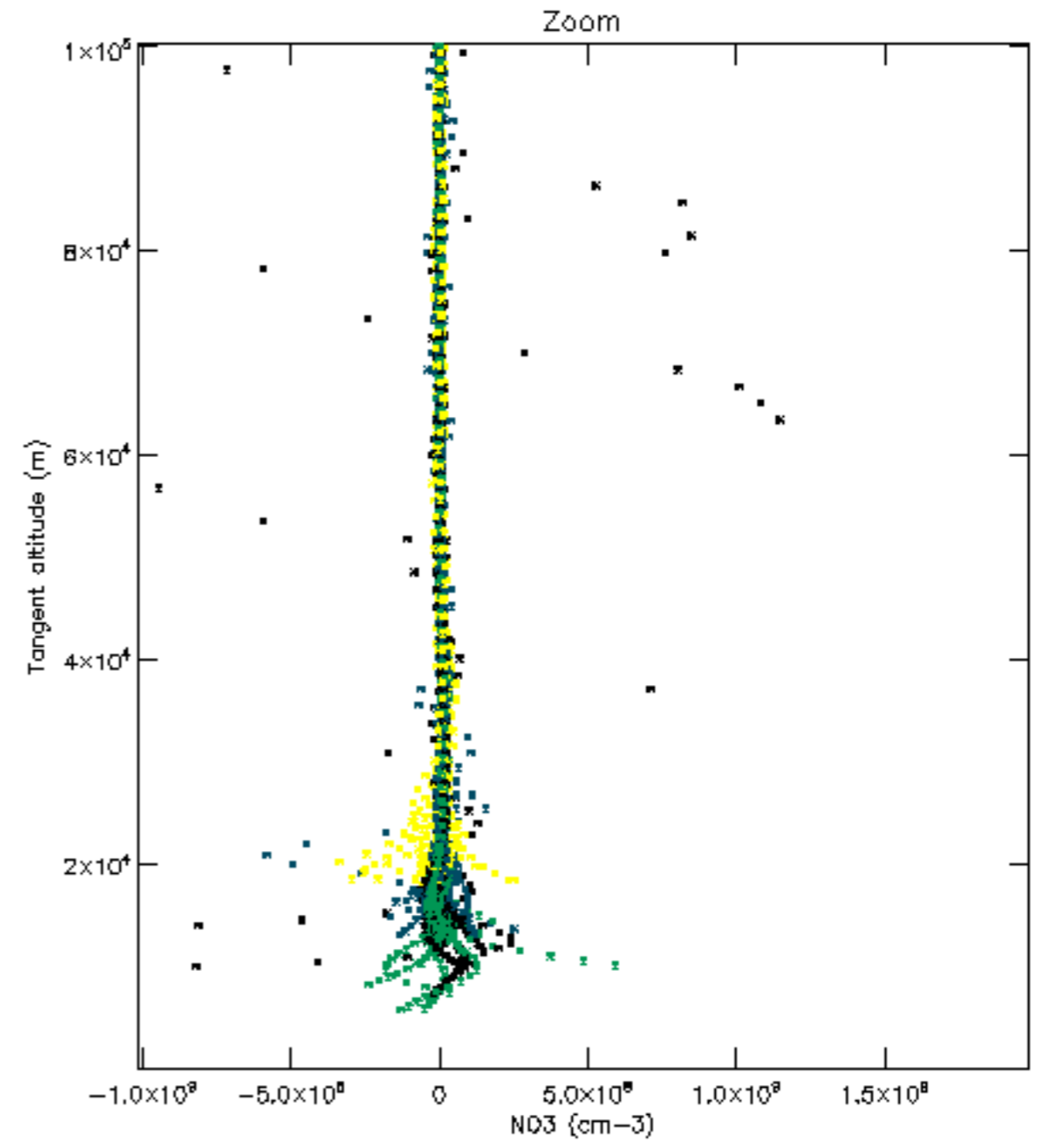
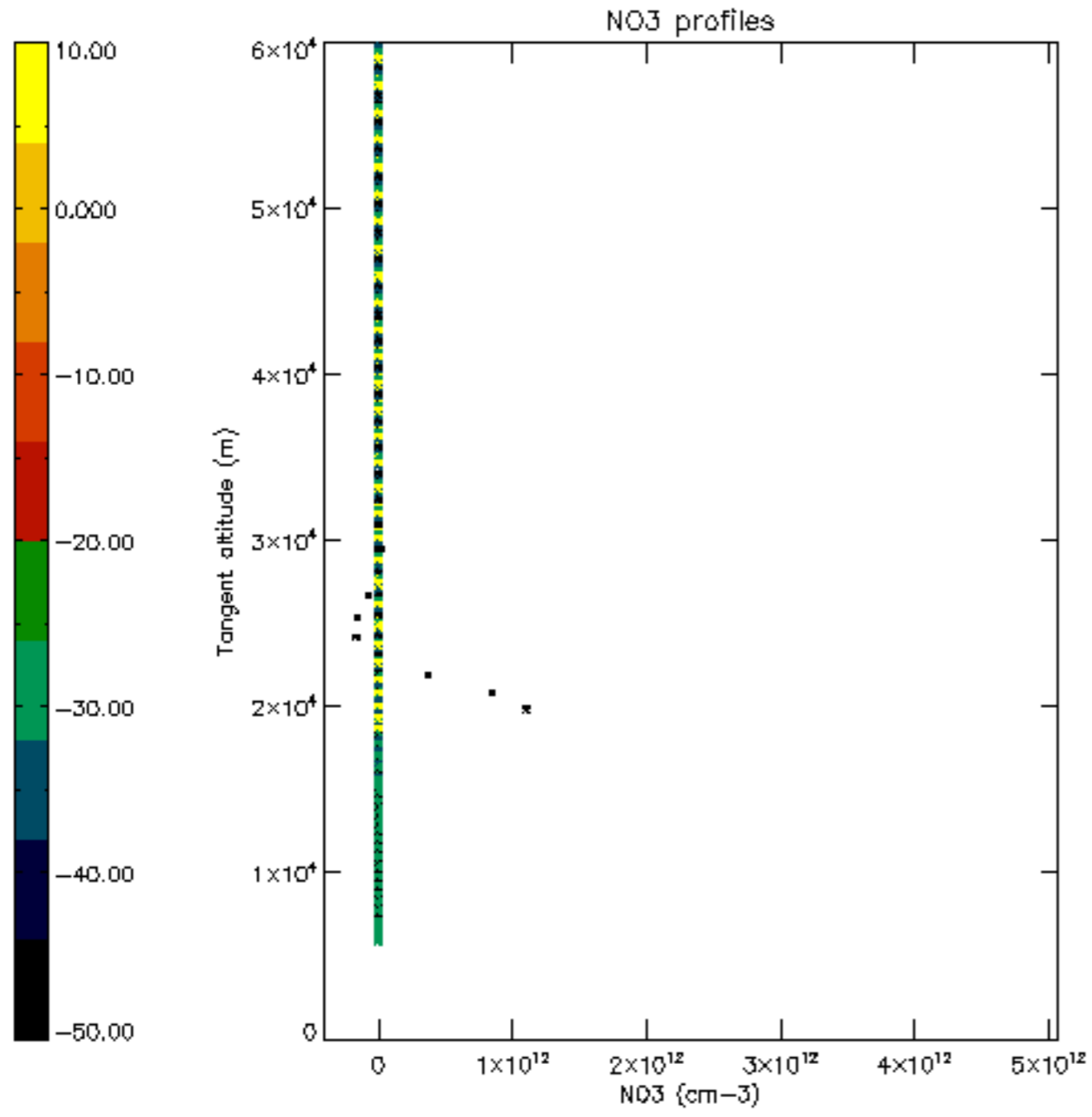


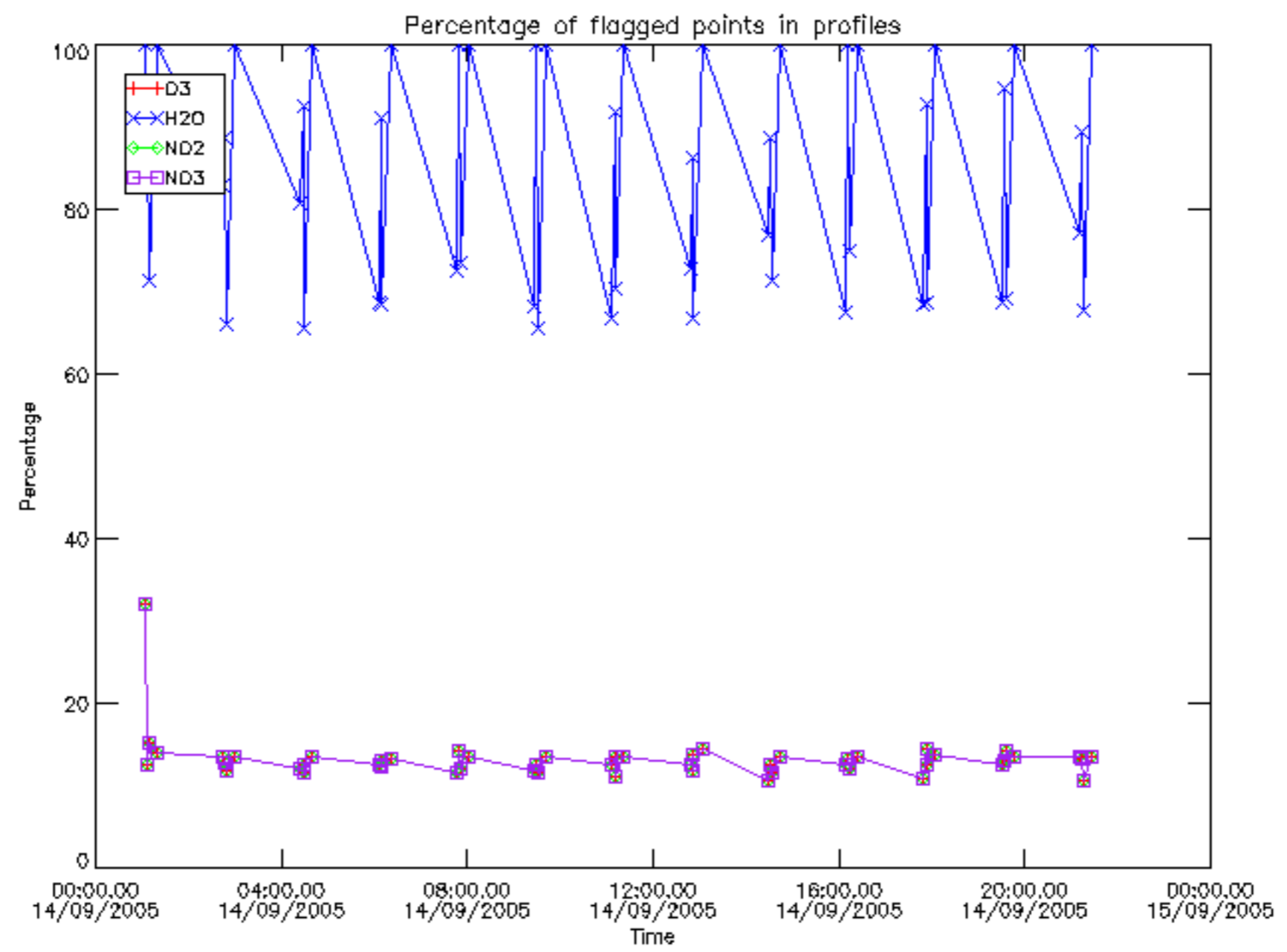




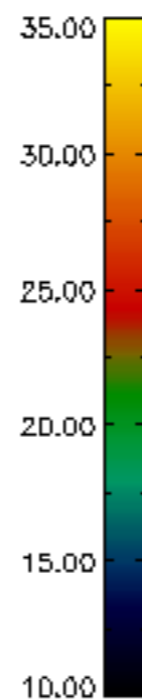
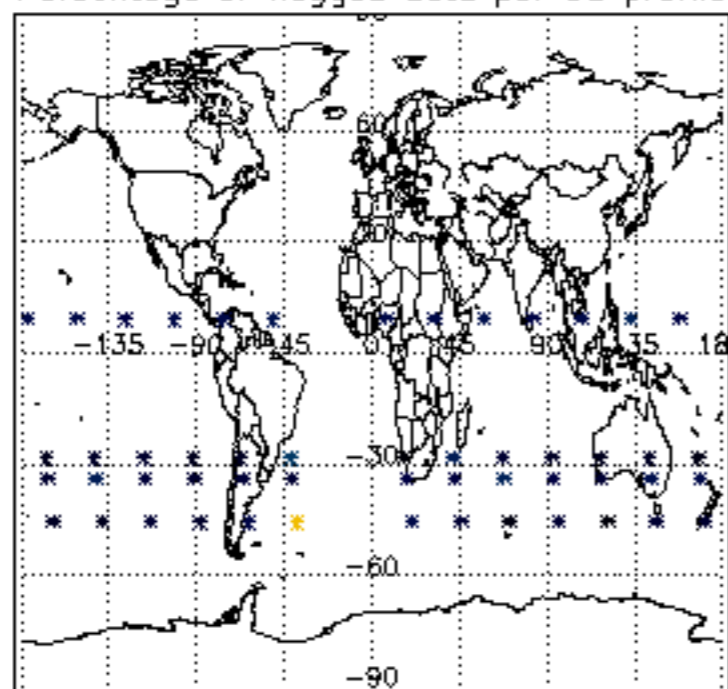




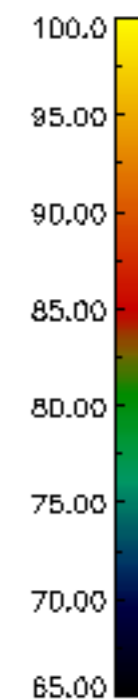
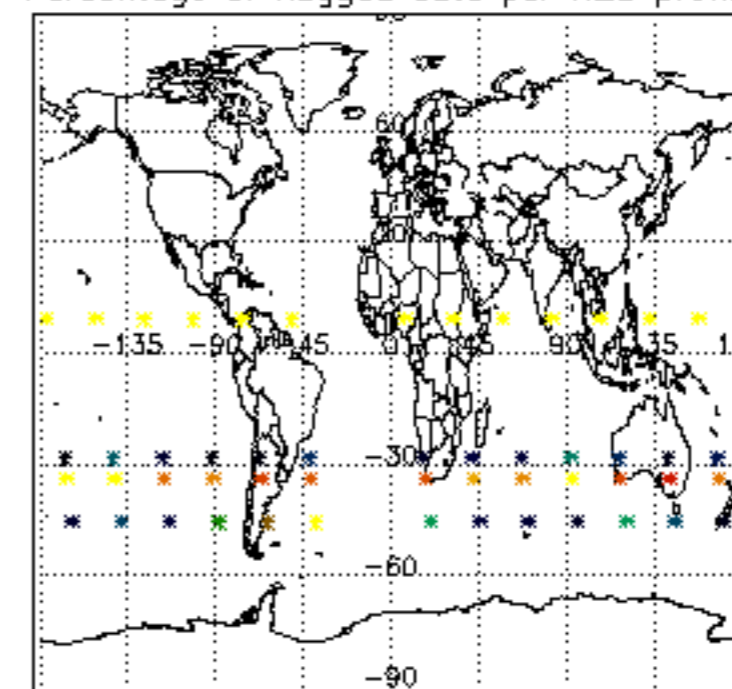




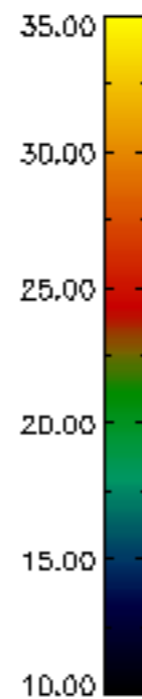
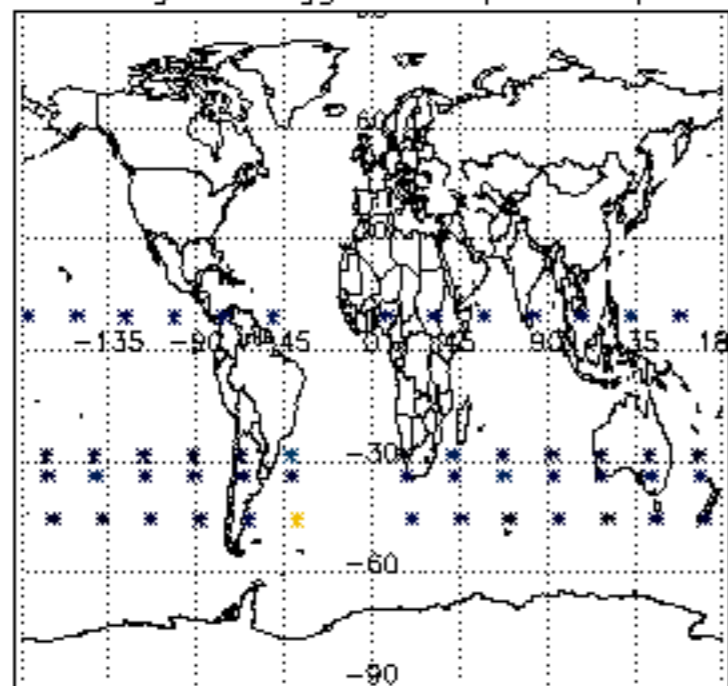
Percentage of flagged data per D3 profile



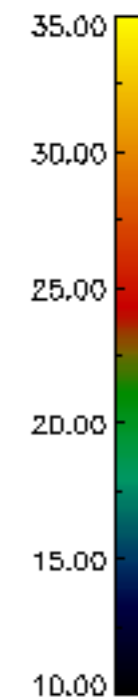
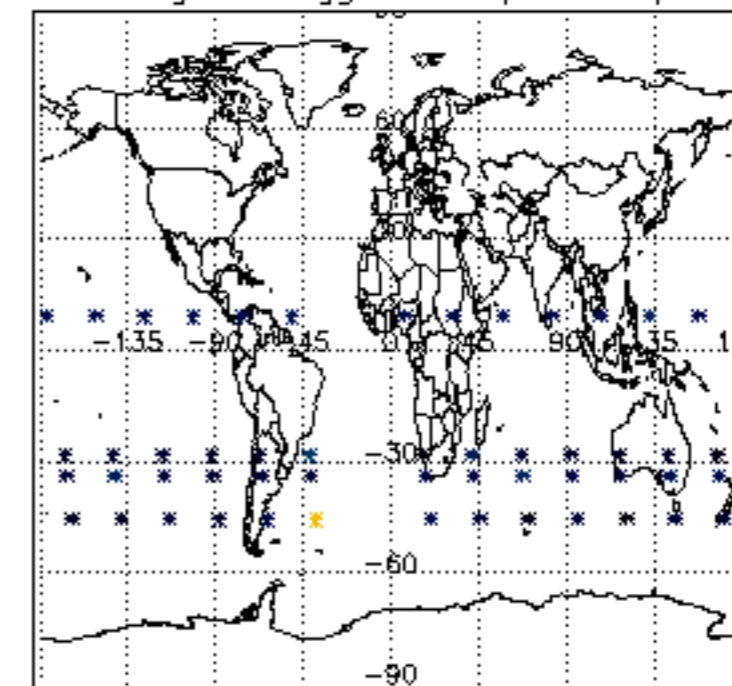
Percentage of flagged data per H2O profile

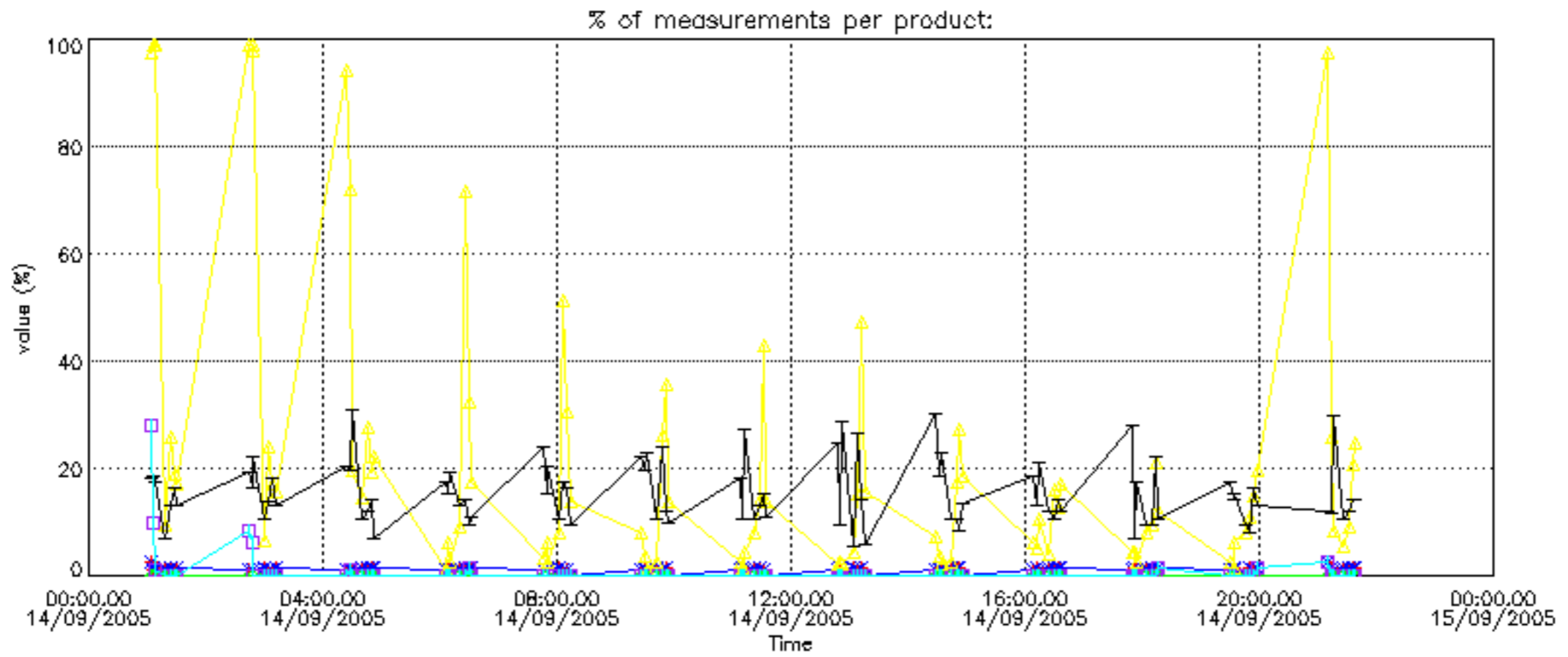


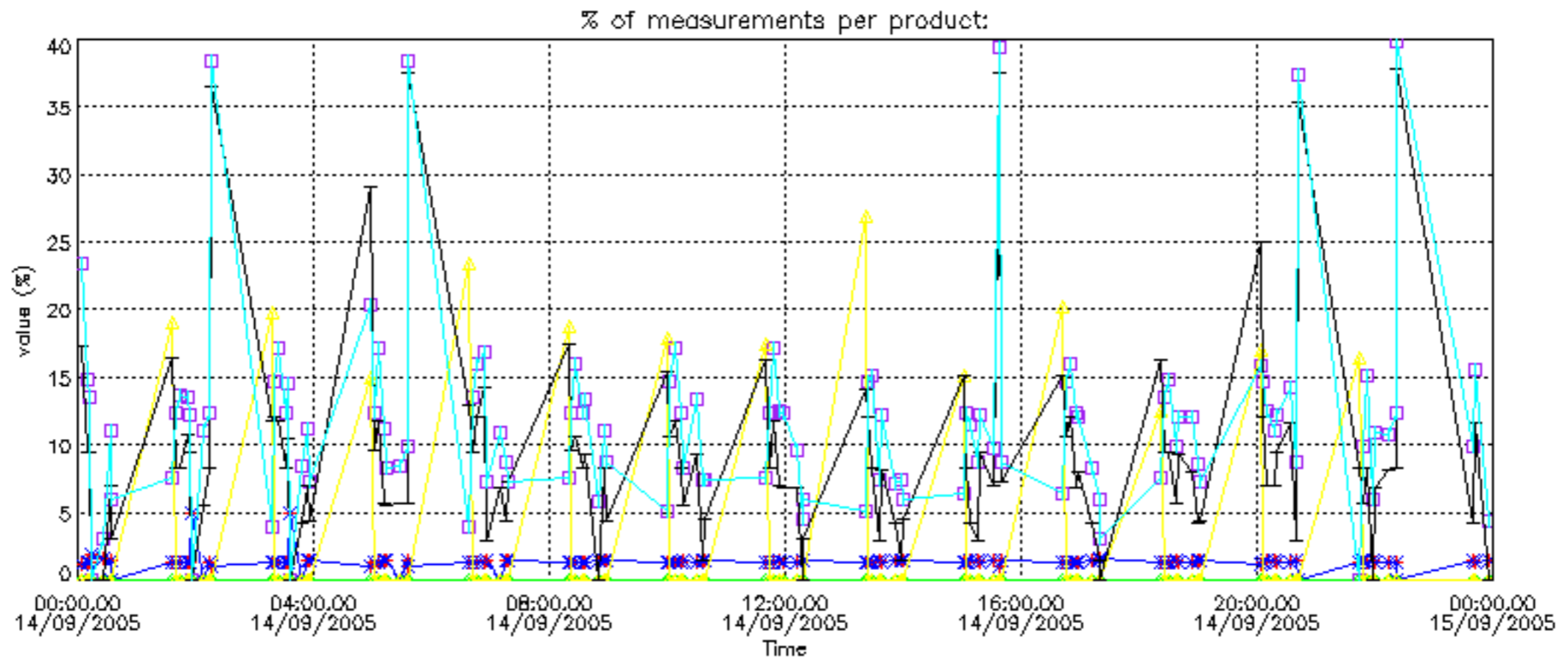
Percentage of flagged data per NO2 profile



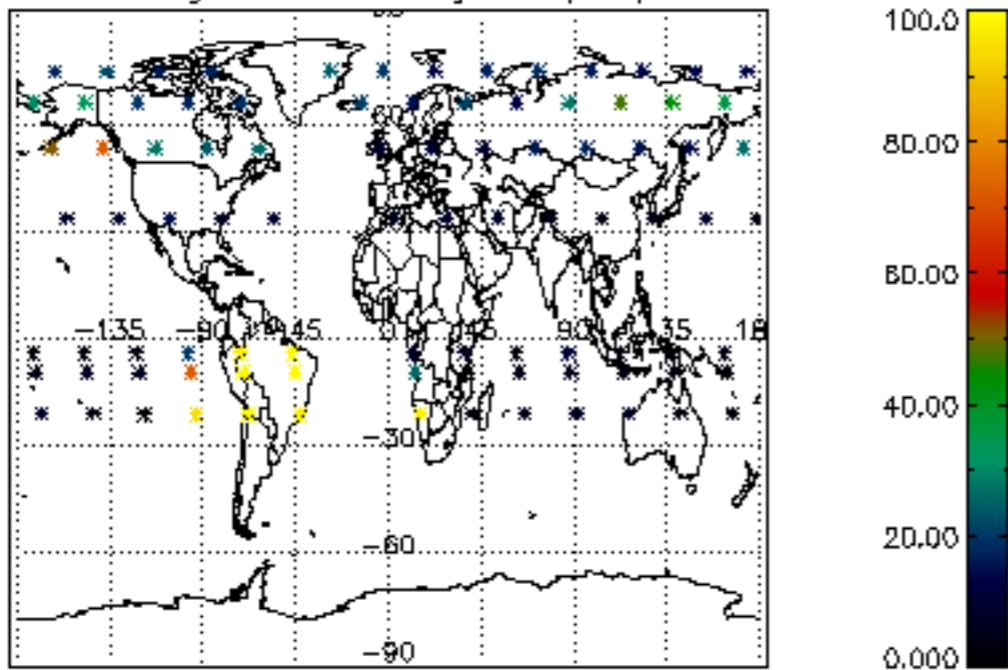
Percentage of flagged data per NO3 profile



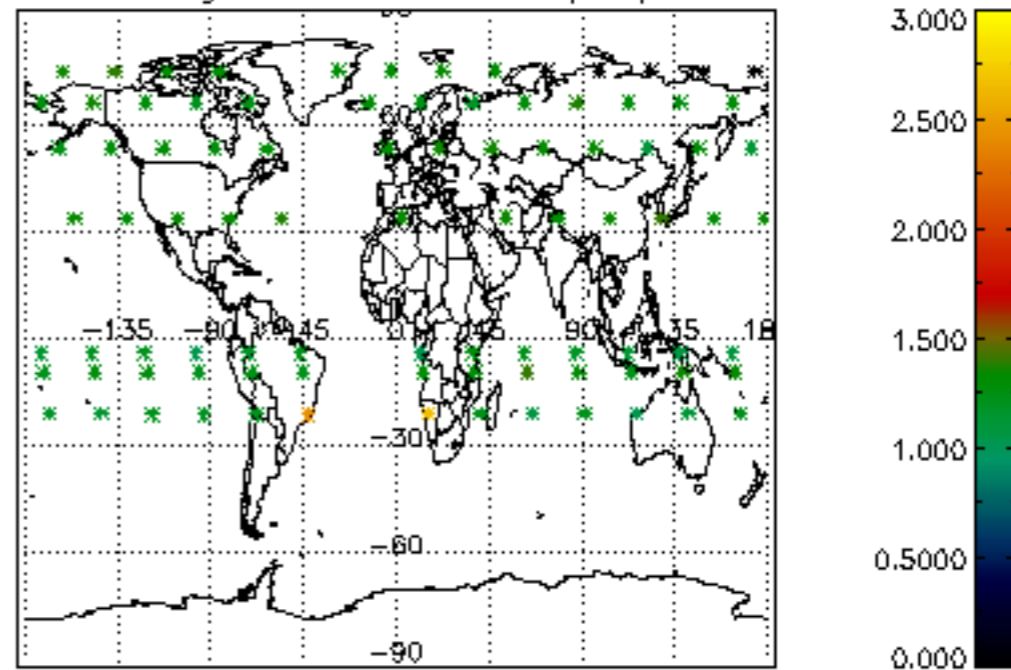




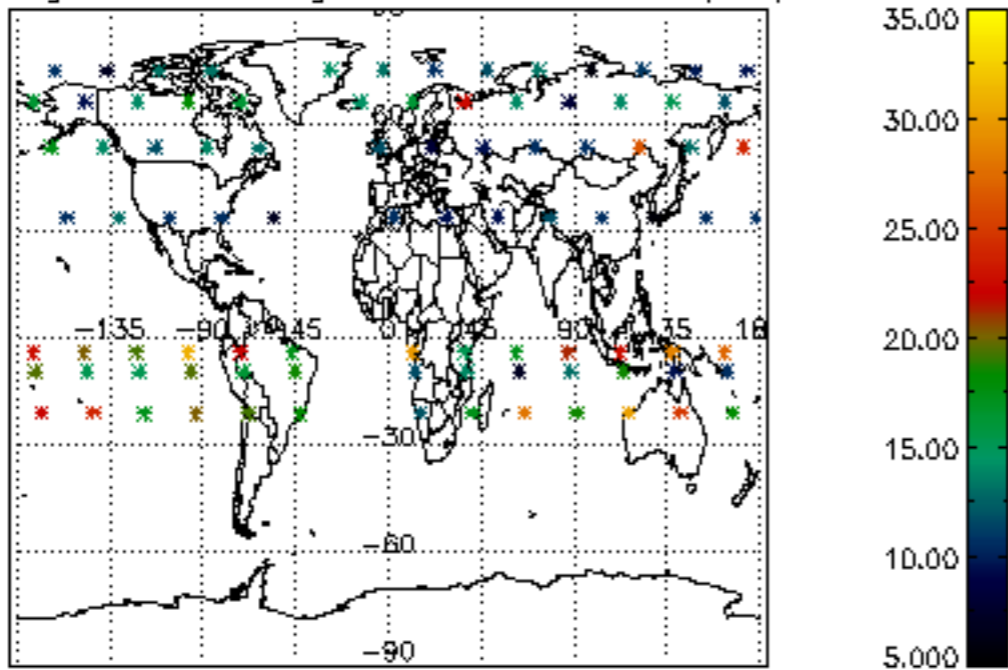
Percentage of cosmic ray hits per profile



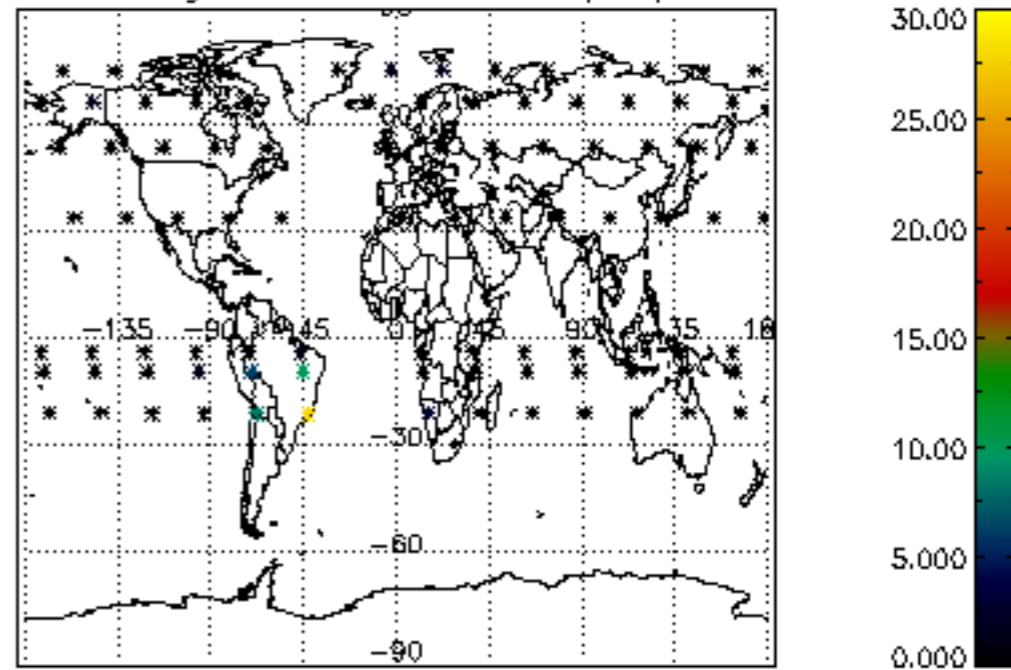
Percentage of datation errors per profile



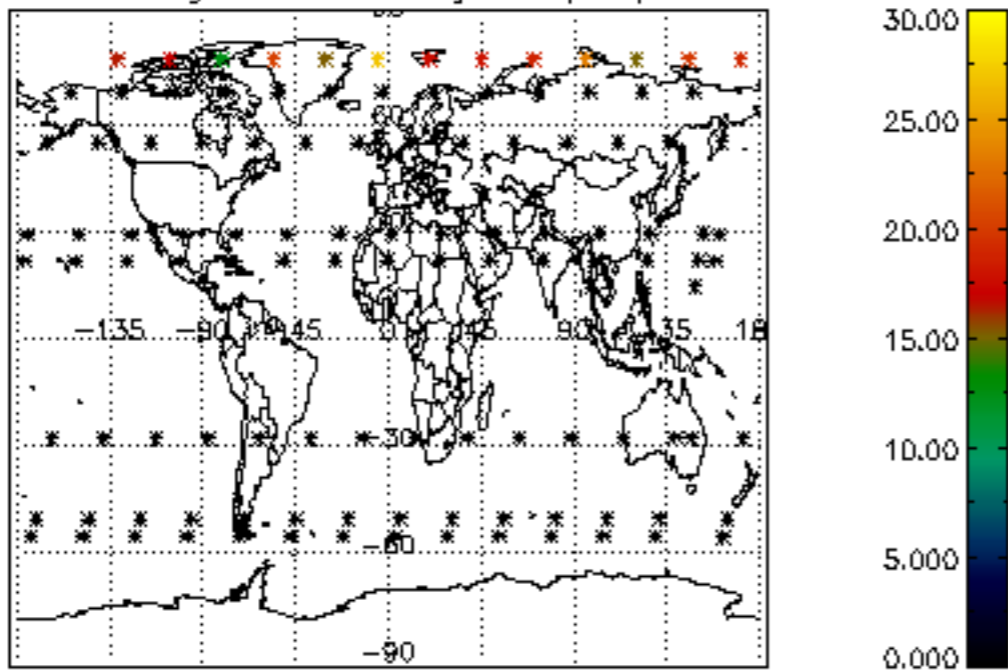
Percentage of star falling outside central band per profile



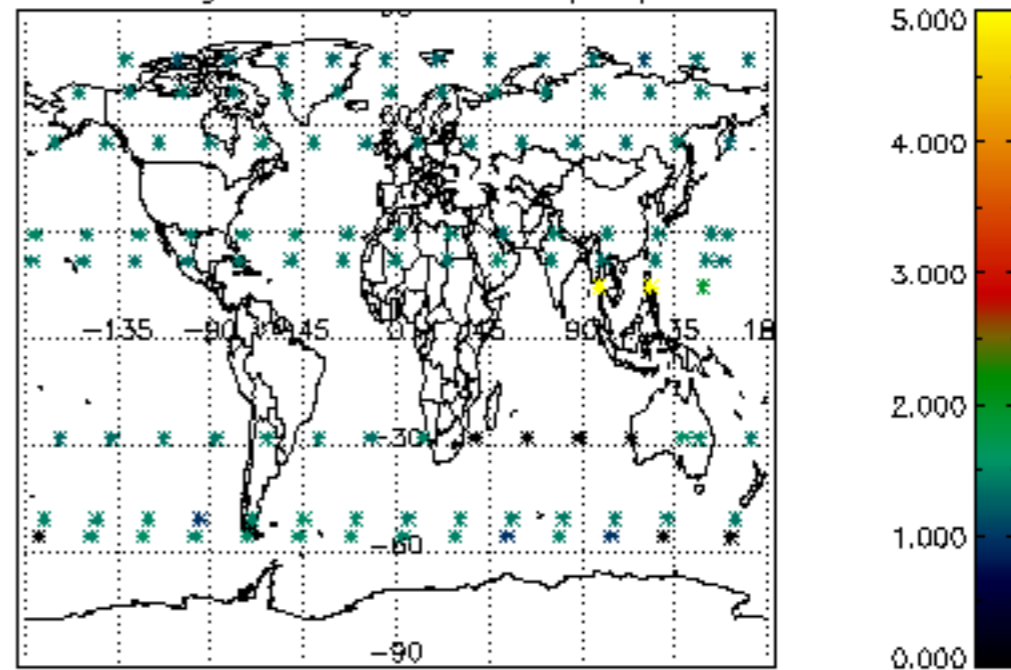
Percentage of saturation errors per profile



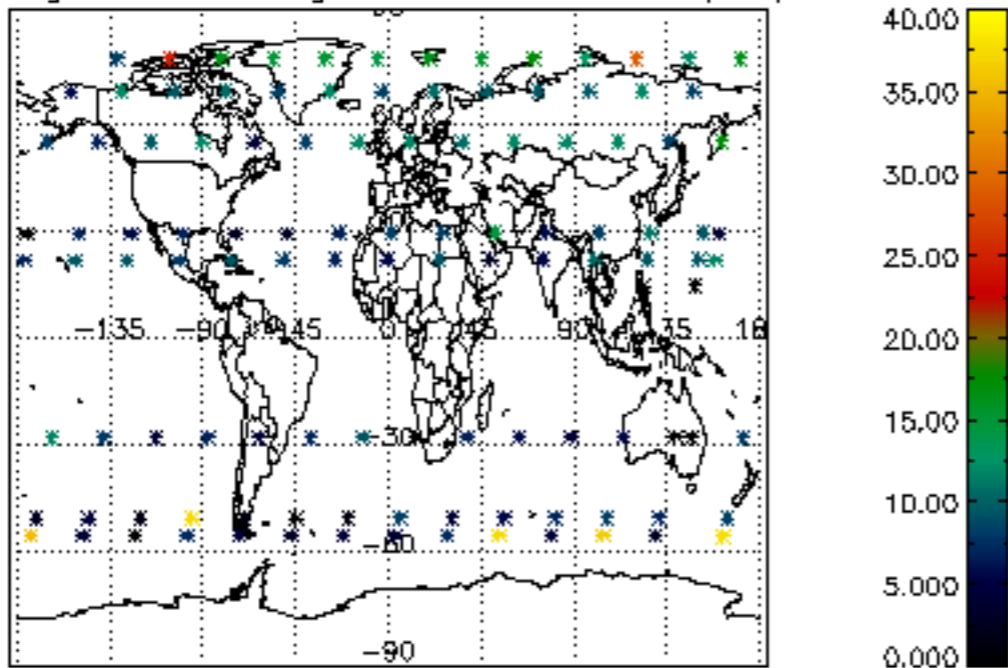
Percentage of cosmic ray hits per profile



Percentage of datation errors per profile



Percentage of star falling outside central band per profile



Percentage of saturation errors per profile

