

GOMOS Level 2 Daily Report

SUMMARY

[1. General Info](#)

[2. Summary of processed GOM_NL_2P products](#)

[3. Level 2 Quality information per product](#)

[3.1 Plot of level 2 quality information per product \(time dependant\)](#)

[3.2 Plot of level 2 quality information per product \(world map\)](#)

[4. Level 1 Quality information per product \(stored on level 2 products\)](#)

[4.1 Plot of level 1 quality information per product \(time dependant\)](#)

[4.1.1 Plot of level 1 quality information per product \(time dependant\): ASCENDING](#)

[4.1.2 Plot of level 1 quality information per product \(time dependant\): DESCENDING](#)

[4.2 Plot of level 1 quality information per product \(world map\)](#)

[4.2.1 Plot of level 1 quality information per product \(world map\): ASCENDING](#)

[4.2.2 Plot of level 1 quality information per product \(world map\): DESCENDING](#)

[5. Ozone profiles based on quality statistics and other trace gas profiles](#)

[5.1 Ozone statistics based on quality of products](#)

[5.2 Plot ozone profiles for all STD \(dark without errors\)](#)

[5.3 Plot ozone profiles where STD < 20% \(dark without errors\)](#)

[5.4. Plot ozone profiles where STD < 10% \(dark without errors\)](#)

[5.5. Plot ozone profiles where STD < 5% \(dark without errors\)](#)

[5.6 Plot NO2 profiles for all STD \(dark without errors\)](#)

[5.7 Plot NO3 profiles for all STD \(dark without errors\)](#)

[5.8 Plot H2O profiles \(only for occultations of stars 1,2,3,4,13,14,16,26,63 dark without errors\) for all STD](#)

[6. Auxiliary Data Files used for the production reported in section 2](#)

This report presents the daily analysis on parameters extracted from GOMOS level 2 data (GOM_NL__2P). It is intended to monitor some important parameters that will impact the quality of these products. A list of level 2 products (and content) that have arrived during the reporting day to the PCF is also given.

Item	Value
Time of report generation	18APR2013 10:53:52
Data source version	GOMOS/6.01
Start time of products	12-09-2005 (12SEP2005 00:00:00)
Stop time of products	13-09-2005 (13SEP2005 00:00:00)
Store outputs in DB	Yes
Nb of level 2 prods	191
Nb of prods with errors	0

2. Summary of processed GOM_NL__2P products.

Nr	Filename	UTC Start time	Limb	Duration	Star Id	Star Name	Star Mag	Star Temp	Nb Meas	Orbit	Prod. error
1	GOM_NL__2PRFIN20050912_022158_000000372040_00390_18480_6684.N1	12-SEP-2005 02:21:58	Dark	37.000	135	Bet Hyi	2.8200	5800.0	74	18480	No
2	GOM_NL__2PRFIN20050912_022732_000000392040_00390_18480_6685.N1	12-SEP-2005 02:27:32	Straylight	39.000	148	Alp Tuc	2.8780	4100.0	78	18480	No
3	GOM_NL__2PRFIN20050912_023115_000000422040_00390_18480_6686.N1	12-SEP-2005 02:31:15	Straylight	41.500	31	Alp Gru	1.7340	15200.	83	18480	No
4	GOM_NL__2PRFIN20050912_023402_000000372040_00390_18480_6687.N1	12-SEP-2005 02:34:02	Straylight	37.000	172	Gam Gru	3.0030	13100.	74	18480	No
5	GOM_NL__2PRFIN20050912_023959_000000432040_00390_18480_6688.N1	12-SEP-2005 02:39:59	Twilight_and_stray	43.000	142	49Del Cap	2.8500	8900.0	86	18480	No
6	GOM_NL__2PRFIN20050912_024303_000000362040_00390_18480_6689.N1	12-SEP-2005 02:43:03	Bright	36.000	154	22Bet Aqr	2.8990	5700.0	72	18480	No
7	GOM_NL__2PRFIN20050912_024715_000000382040_00390_18480_6690.N1	12-SEP-2005 02:47:15	Bright	38.000	61	8Eps Peg	2.1000	3900.0	76	18480	No
8	GOM_NL__2PRFIN20050912_025426_000000372040_00390_18480_6691.N1	12-SEP-2005 02:54:26	Bright	36.500	92	53Eps Cyg	2.5000	4500.0	73	18480	No
9	GOM_NL__2PRFIN20050912_025630_000000372040_00390_18480_6692.N1	12-SEP-2005 02:56:30	Bright	36.500	66	37Gam Cyg	2.2080	5900.0	73	18480	No
10	GOM_NL__2PRFIN20050912_025832_000000352040_00390_18480_6693.N1	12-SEP-2005 02:58:32	Bright	35.000	144	18Del Cyg	2.8600	11000.	70	18480	No
11	GOM_NL__2PRFIN20050912_031027_000000332040_00390_18480_6694.N1	12-SEP-2005 03:10:27	Bright	33.000	60	7Bet UMi	2.0810	3950.0	66	18480	No
12	GOM_NL__2PRFIN20050912_045732_000000342040_00391_18481_6685.N1	12-SEP-2005 04:57:32	Bright	33.500	36	50Alp UMa	1.8000	6300.0	67	18481	No
13	GOM_NL__2PRFIN20050912_045857_000000352040_00391_18481_6686.N1	12-SEP-2005 04:58:57	Bright	34.500	82	48Bet UMa	2.3650	10600.	69	18481	No
14	GOM_NL__2PRFIN20050912_052748_000000432040_00391_18481_6687.N1	12-SEP-2005 05:27:48	Dark	43.000	65	Lam Vel	2.2040	4400.0	86	18481	No
15	GOM_NL__2PRFIN20050912_053104_000000392040_00391_18481_6688.N1	12-SEP-2005 05:31:04	Dark	39.000	46	Del Vel	1.9540	10600.	78	18481	No
16	GOM_NL__2PRFIN20050912_053234_000000382040_00391_18481_6689.N1	12-SEP-2005 05:32:34	Dark	38.000	41	Eps Car	1.8600	4100.0	76	18481	No
17	GOM_NL__2PRFIN20050912_054310_000000382040_00392_18482_6685.N1	12-SEP-2005 05:43:10	Dark	37.500	135	Bet Hyi	2.8200	5800.0	75	18482	No
18	GOM_NL__2PRFIN20050912_054844_000000392040_00392_18482_6686.N1	12-SEP-2005 05:48:44	Straylight	38.500	148	Alp Tuc	2.8780	4100.0	77	18482	No
19	GOM_NL__2PRFIN20050912_055227_000000392040_00392_18482_6687.N1	12-SEP-2005 05:52:27	Straylight	39.000	31	Alp Gru	1.7340	15200.	78	18482	No
20	GOM_NL__2PRFIN20050912_055514_000000382040_00392_18482_6688.N1	12-SEP-2005 05:55:14	Straylight	37.500	172	Gam Gru	3.0030	13100.	75	18482	No
21	GOM_NL__2PRFIN20050912_060111_000000402040_00392_18482_6689.N1	12-SEP-2005 06:01:11	Twilight_and_stray	40.000	142	49Del Cap	2.8500	8900.0	80	18482	No
22	GOM_NL__2PRFIN20050912_060416_000000382040_00392_18482_6690.N1	12-SEP-2005 06:04:16	Bright	37.500	154	22Bet Aqr	2.8990	5700.0	75	18482	No
23	GOM_NL__2PRFIN20050912_060827_000000392040_00392_18482_6691.N1	12-SEP-2005 06:08:27	Bright	38.500	61	8Eps Peg	2.1000	3900.0	77	18482	No
24	GOM_NL__2PRFIN20050912_061539_000000362040_00392_18482_6692.N1	12-SEP-2005 06:15:39	Bright	35.500	92	53Eps Cyg	2.5000	4500.0	71	18482	No
25	GOM_NL__2PRFIN20050912_061742_000000372040_00392_18482_6693.N1	12-SEP-2005 06:17:42	Bright	37.000	66	37Gam Cyg	2.2080	5900.0	74	18482	No
26	GOM_NL__2PRFIN20050912_061945_000000362040_00392_18482_6694.N1	12-SEP-2005 06:19:45	Bright	35.500	144	18Del Cyg	2.8600	11000.	71	18482	No
27	GOM_NL__2PRFIN20050912_063140_000000362040_00392_18482_6695.N1	12-SEP-2005 06:31:40	Bright	35.500	60	7Bet UMi	2.0810	3950.0	71	18482	No
28	GOM_NL__2PRFIN20050912_063808_000000522040_00392_18482_6696.N1	12-SEP-2005 06:38:08	Bright	52.000	36	50Alp UMa	1.8000	6300.0	104	18482	No
29	GOM_NL__2PRFIN20050912_063934_000000352040_00392_18482_6697.N1	12-SEP-2005 06:39:34	Bright	35.000	82	48Bet UMa	2.3650	10600.	70	18482	No
30	GOM_NL__2PRFIN20050912_070824_000000422040_00392_18482_6698.N1	12-SEP-2005 07:08:24	Dark	41.500	65	Lam Vel	2.2040	4400.0	83	18482	No
31	GOM_NL__2PRFIN20050912_071140_000000422040_00392_18482_6699.N1	12-SEP-2005 07:11:40	Dark	42.000	46	Del Vel	1.9540	10600.	84	18482	No
32	GOM_NL__2PRFIN20050912_071310_000000472040_00392_18482_6700.N1	12-SEP-2005 07:13:10	Dark	47.000	41	Eps Car	1.8600	4100.0	94	18482	No
33	GOM_NL__2PRFIN20050912_072346_000000362040_00393_18483_6685.N1	12-SEP-2005 07:23:46	Dark	35.500	135	Bet Hyi	2.8200	5800.0	71	18483	No
34	GOM_NL__2PRFIN20050912_072920_000000442040_00393_18483_6686.N1	12-SEP-2005 07:29:20	Straylight	44.000	148	Alp Tuc	2.8780	4100.0	88	18483	No
35	GOM_NL__2PRFIN20050912_073303_000000392040_00393_18483_6687.N1	12-SEP-2005 07:33:03	Straylight	39.000	31	Alp Gru	1.7340	15200.	78	18483	No
36	GOM_NL__2PRFIN20050912_073550_000000372040_00393_18483_6688.N1	12-SEP-2005 07:35:50	Straylight	37.000	172	Gam Gru	3.0030	13100.	74	18483	No
37	GOM_NL__2PRFIN20050912_074147_000000372040_00393_18483_6689.N1	12-SEP-2005 07:41:47	Twilight_and_stray	36.500	142	49Del Cap	2.8500	8900.0	73	18483	No
38	GOM_NL__2PRFIN20050912_074452_000000372040_00393_18483_6690.N1	12-SEP-2005 07:44:52	Bright	36.500	154	22Bet Aqr	2.8990	5700.0	73	18483	No
39	GOM_NL__2PRFIN20050912_074904_000000382040_00393_18483_6691.N1	12-SEP-2005 07:49:04	Bright	37.500	61	8Eps Peg	2.1000	3900.0	75	18483	No
40	GOM_NL__2PRFIN20050912_075615_000000362040_00393_18483_6692.N1	12-SEP-2005 07:56:15	Bright	36.000	92	53Eps Cyg	2.5000	4500.0	72	18483	No
41	GOM_NL__2PRFIN20050912_075818_000000362040_00393_18483_6693.N1	12-SEP-2005 07:58:18	Bright	36.000	66	37Gam Cyg	2.2080	5900.0	72	18483	No
42	GOM_NL__2PRFIN20050912_080021_000000362040_00393_18483_6694.N1	12-SEP-2005 08:00:21	Bright	36.000	144	18Del Cyg	2.8600	11000.	72	18483	No

43	GOM_NL__2PRFIN20050912_081216_000000382040_00393_18483_6695.N1	12-SEP-2005 08:12:16	Bright	37.500	60	7Bet UMi	2.0810	3950.0	75	18483	No
44	GOM_NL__2PRFIN20050912_081844_000000372040_00393_18483_6696.N1	12-SEP-2005 08:18:44	Bright	36.500	36	50Alp UMa	1.8000	6300.0	73	18483	No
45	GOM_NL__2PRFIN20050912_082010_000000352040_00393_18483_6697.N1	12-SEP-2005 08:20:10	Bright	35.000	82	48Bet UMa	2.3650	10600.	70	18483	No
46	GOM_NL__2PRFIN20050912_084900_000000402040_00393_18483_6698.N1	12-SEP-2005 08:49:00	Dark	39.500	65	Lam Vel	2.2040	4400.0	79	18483	No
47	GOM_NL__2PRFIN20050912_085216_000000402040_00393_18483_6699.N1	12-SEP-2005 08:52:16	Dark	39.500	46	Del Vel	1.9540	10600.	79	18483	No
48	GOM_NL__2PRFIN20050912_085346_000000442040_00393_18483_6700.N1	12-SEP-2005 08:53:46	Dark	44.000	41	Eps Car	1.8600	4100.0	88	18483	No
49	GOM_NL__2PRFIN20050912_090423_000000372040_00394_18484_6685.N1	12-SEP-2005 09:04:23	Dark	37.000	135	Bet Hyi	2.8200	5800.0	74	18484	No
50	GOM_NL__2PRFIN20050912_090957_000000432040_00394_18484_6686.N1	12-SEP-2005 09:09:57	Straylight	43.000	148	Alp Tuc	2.8780	4100.0	86	18484	No
51	GOM_NL__2PRFIN20050912_091339_000000382040_00394_18484_6687.N1	12-SEP-2005 09:13:39	Straylight	38.000	31	Alp Gru	1.7340	15200.	76	18484	No
52	GOM_NL__2PRFIN20050912_092223_000000402040_00394_18484_6688.N1	12-SEP-2005 09:22:23	Tw_i_and_stray	39.500	142	49Del Cap	2.8500	8900.0	79	18484	No
53	GOM_NL__2PRFIN20050912_092528_000000372040_00394_18484_6689.N1	12-SEP-2005 09:25:28	Bright	37.000	154	22Bet Aqr	2.8990	5700.0	74	18484	No
54	GOM_NL__2PRFIN20050912_092940_000000372040_00394_18484_6690.N1	12-SEP-2005 09:29:40	Bright	36.500	61	8Eps Peg	2.1000	3900.0	73	18484	No
55	GOM_NL__2PRFIN20050912_093651_000000372040_00394_18484_6691.N1	12-SEP-2005 09:36:51	Bright	36.500	92	53Eps Cyg	2.5000	4500.0	73	18484	No
56	GOM_NL__2PRFIN20050912_093855_000000382040_00394_18484_6692.N1	12-SEP-2005 09:38:55	Bright	37.500	66	37Gam Cyg	2.2080	5900.0	75	18484	No
57	GOM_NL__2PRFIN20050912_094058_000000362040_00394_18484_6693.N1	12-SEP-2005 09:40:58	Bright	36.000	144	18Del Cyg	2.8600	11000.	72	18484	No
58	GOM_NL__2PRFIN20050912_095252_000000372040_00394_18484_6694.N1	12-SEP-2005 09:52:52	Bright	36.500	60	7Bet UMi	2.0810	3950.0	73	18484	No
59	GOM_NL__2PRFIN20050912_095921_000000372040_00394_18484_6695.N1	12-SEP-2005 09:59:21	Bright	36.500	36	50Alp UMa	1.8000	6300.0	73	18484	No
60	GOM_NL__2PRFIN20050912_100046_000000332040_00394_18484_6696.N1	12-SEP-2005 10:00:46	Bright	32.500	82	48Bet UMa	2.3650	10600.	65	18484	No
61	GOM_NL__2PRFIN20050912_102936_000000422040_00394_18484_6697.N1	12-SEP-2005 10:29:36	Dark	42.000	65	Lam Vel	2.2040	4400.0	84	18484	No
62	GOM_NL__2PRFIN20050912_103252_000000402040_00394_18484_6698.N1	12-SEP-2005 10:32:52	Dark	40.000	46	Del Vel	1.9540	10600.	80	18484	No
63	GOM_NL__2PRFIN20050912_103422_000000462040_00394_18484_6699.N1	12-SEP-2005 10:34:22	Dark	45.500	41	Eps Car	1.8600	4100.0	91	18484	No
64	GOM_NL__2PRFIN20050912_104459_000000382040_00395_18485_6685.N1	12-SEP-2005 10:44:59	Dark	37.500	135	Bet Hyi	2.8200	5800.0	75	18485	No
65	GOM_NL__2PRFIN20050912_105033_000000382040_00395_18485_6686.N1	12-SEP-2005 10:50:33	Straylight	38.000	148	Alp Tuc	2.8780	4100.0	76	18485	No
66	GOM_NL__2PRFIN20050912_105415_000000382040_00395_18485_6687.N1	12-SEP-2005 10:54:15	Straylight	37.500	31	Alp Gru	1.7340	15200.	75	18485	No
67	GOM_NL__2PRFIN20050912_105703_000000382040_00395_18485_6688.N1	12-SEP-2005 10:57:03	Straylight	37.500	172	Gam Gru	3.0030	13100.	75	18485	No
68	GOM_NL__2PRFIN20050912_110259_000000382040_00395_18485_6689.N1	12-SEP-2005 11:02:59	Tw_i_and_stray	38.000	142	49Del Cap	2.8500	8900.0	76	18485	No
69	GOM_NL__2PRFIN20050912_110604_000000372040_00395_18485_6690.N1	12-SEP-2005 11:06:04	Bright	37.000	154	22Bet Aqr	2.8990	5700.0	74	18485	No
70	GOM_NL__2PRFIN20050912_111015_000000382040_00395_18485_6691.N1	12-SEP-2005 11:10:15	Bright	37.500	61	8Eps Peg	2.1000	3900.0	75	18485	No
71	GOM_NL__2PRFIN20050912_111727_000000372040_00395_18485_6692.N1	12-SEP-2005 11:17:27	Bright	37.000	92	53Eps Cyg	2.5000	4500.0	74	18485	No
72	GOM_NL__2PRFIN20050912_111931_000000382040_00395_18485_6693.N1	12-SEP-2005 11:19:31	Bright	37.500	66	37Gam Cyg	2.2080	5900.0	75	18485	No
73	GOM_NL__2PRFIN20050912_112134_000000372040_00395_18485_6694.N1	12-SEP-2005 11:21:34	Bright	36.500	144	18Del Cyg	2.8600	11000.	73	18485	No
74	GOM_NL__2PRFIN20050912_113328_000000372040_00395_18485_6695.N1	12-SEP-2005 11:33:28	Bright	36.500	60	7Bet UMi	2.0810	3950.0	73	18485	No
75	GOM_NL__2PRFIN20050912_113957_000000342040_00395_18485_6696.N1	12-SEP-2005 11:39:57	Bright	33.500	36	50Alp UMa	1.8000	6300.0	67	18485	No
76	GOM_NL__2PRFIN20050912_114122_000000332040_00395_18485_6697.N1	12-SEP-2005 11:41:22	Bright	33.000	82	48Bet UMa	2.3650	10600.	66	18485	No
77	GOM_NL__2PRFIN20050912_121012_000000432040_00395_18485_6698.N1	12-SEP-2005 12:10:12	Dark	42.500	65	Lam Vel	2.2040	4400.0	85	18485	No
78	GOM_NL__2PRFIN20050912_121328_000000392040_00395_18485_6699.N1	12-SEP-2005 12:13:28	Dark	39.000	46	Del Vel	1.9540	10600.	78	18485	No
79	GOM_NL__2PRFIN20050912_121458_000000402040_00395_18485_6700.N1	12-SEP-2005 12:14:58	Dark	40.000	41	Eps Car	1.8600	4100.0	80	18485	No
80	GOM_NL__2PRFIN20050912_122535_000000382040_00396_18486_6685.N1	12-SEP-2005 12:25:35	Dark	38.000	135	Bet Hyi	2.8200	5800.0	76	18486	No
81	GOM_NL__2PRFIN20050912_123109_000000442040_00396_18486_6686.N1	12-SEP-2005 12:31:09	Straylight	44.000	148	Alp Tuc	2.8780	4100.0	88	18486	No
82	GOM_NL__2PRFIN20050912_123451_000000412040_00396_18486_6687.N1	12-SEP-2005 12:34:51	Straylight	40.500	31	Alp Gru	1.7340	15200.	81	18486	No
83	GOM_NL__2PRFIN20050912_123739_000000372040_00396_18486_6688.N1	12-SEP-2005 12:37:39	Straylight	36.500	172	Gam Gru	3.0030	13100.	73	18486	No
84	GOM_NL__2PRFIN20050912_124335_000000452040_00396_18486_6689.N1	12-SEP-2005 12:43:35	Tw_i_and_stray	45.000	142	49Del Cap	2.8500	8900.0	90	18486	No
85	GOM_NL__2PRFIN20050912_124640_000000372040_00396_18486_6690.N1	12-SEP-2005 12:46:40	Bright	36.500	154	22Bet Aqr	2.8990	5700.0	73	18486	No
86	GOM_NL__2PRFIN20050912_125051_000000372040_00396_18486_6691.N1	12-SEP-2005 12:50:51	Bright	37.000	61	8Eps Peg	2.1000	3900.0	74	18486	No
87	GOM_NL__2PRFIN20050912_125803_000000372040_00396_18486_6692.N1	12-SEP-2005 12:58:03	Bright	37.000	92	53Eps Cyg	2.5000	4500.0	74	18486	No
88	GOM_NL__2PRFIN20050912_130007_000000382040_00396_18486_6693.N1	12-SEP-2005 13:00:07	Bright	37.500	66	37Gam Cyg	2.2080	5900.0	75	18486	No
89	GOM_NL__2PRFIN20050912_130210_000000372040_00396_18486_6694.N1	12-SEP-2005 13:02:10	Bright	36.500	144	18Del Cyg	2.8600	11000.	73	18486	No
90	GOM_NL__2PRFIN20050912_131405_000000372040_00396_18486_6695.N1	12-SEP-2005 13:14:05	Bright	37.000	60	7Bet UMi	2.0810	3950.0	74	18486	No
91	GOM_NL__2PRFIN20050912_132033_000000332040_00396_18486_6696.N1	12-SEP-2005 13:20:33	Bright	32.500	36	50Alp UMa	1.8000	6300.0	65	18486	No
92	GOM_NL__2PRFIN20050912_132158_000000352040_00396_18486_6697.N1	12-SEP-2005 13:21:58	Bright	34.500	82	48Bet UMa	2.3650	10600.	69	18486	No
93	GOM_NL__2PRFIN20050912_135048_000000432040_00396_18486_6698.N1	12-SEP-2005 13:50:48	Dark	43.000	65	Lam Vel	2.2040	4400.0	86	18486	No
94	GOM_NL__2PRFIN20050912_135404_000000402040_00396_18486_6699.N1	12-SEP-2005 13:54:04	Dark	39.500	46	Del Vel	1.9540	10600.	79	18486	No
95	GOM_NL__2PRFIN20050912_135534_000000442040_00396_18486_6700.N1	12-SEP-2005 13:55:34	Dark	44.000	41	Eps Car	1.8600	4100.0	88	18486	No
96	GOM_NL__2PRFIN20050912_140611_000000372040_00397_18487_6685.N1	12-SEP-2005 14:06:11	Dark	37.000	135	Bet Hyi	2.8200	5800.0	74	18487	No
97	GOM_NL__2PRFIN20050912_141145_000000372040_00397_18487_6686.N1	12-SEP-2005 14:11:45	Straylight	37.000	148	Alp Tuc	2.8780	4100.0	74	18487	No
98	GOM_NL__2PRFIN20050912_141528_000000432040_00397_18487_6687.N1	12-SEP-2005 14:15:28	Straylight	42.500	31	Alp Gru	1.7340	15200.	85	18487	No
99	GOM_NL__2PRFIN20050912_141815_000000372040_00397_18487_6688.N1	12-SEP-2005 14:18:15	Straylight	36.500	172	Gam Gru	3.0030	13100.	73	18487	No
100	GOM_NL__2PRFIN20050912_142411_000000402040_00397_18487_6689.N1	12-SEP-2005 14:24:11	Tw_i_and_stray	39.500	142	49Del Cap	2.8500	8900.0	79	18487	No
101	GOM_NL__2PRFIN20050912_142716_000000362040_00397_18487_6690.N1	12-SEP-2005 14:27:16	Bright	36.000	154	22Bet Aqr	2.8990	5700.0	72	18487	No

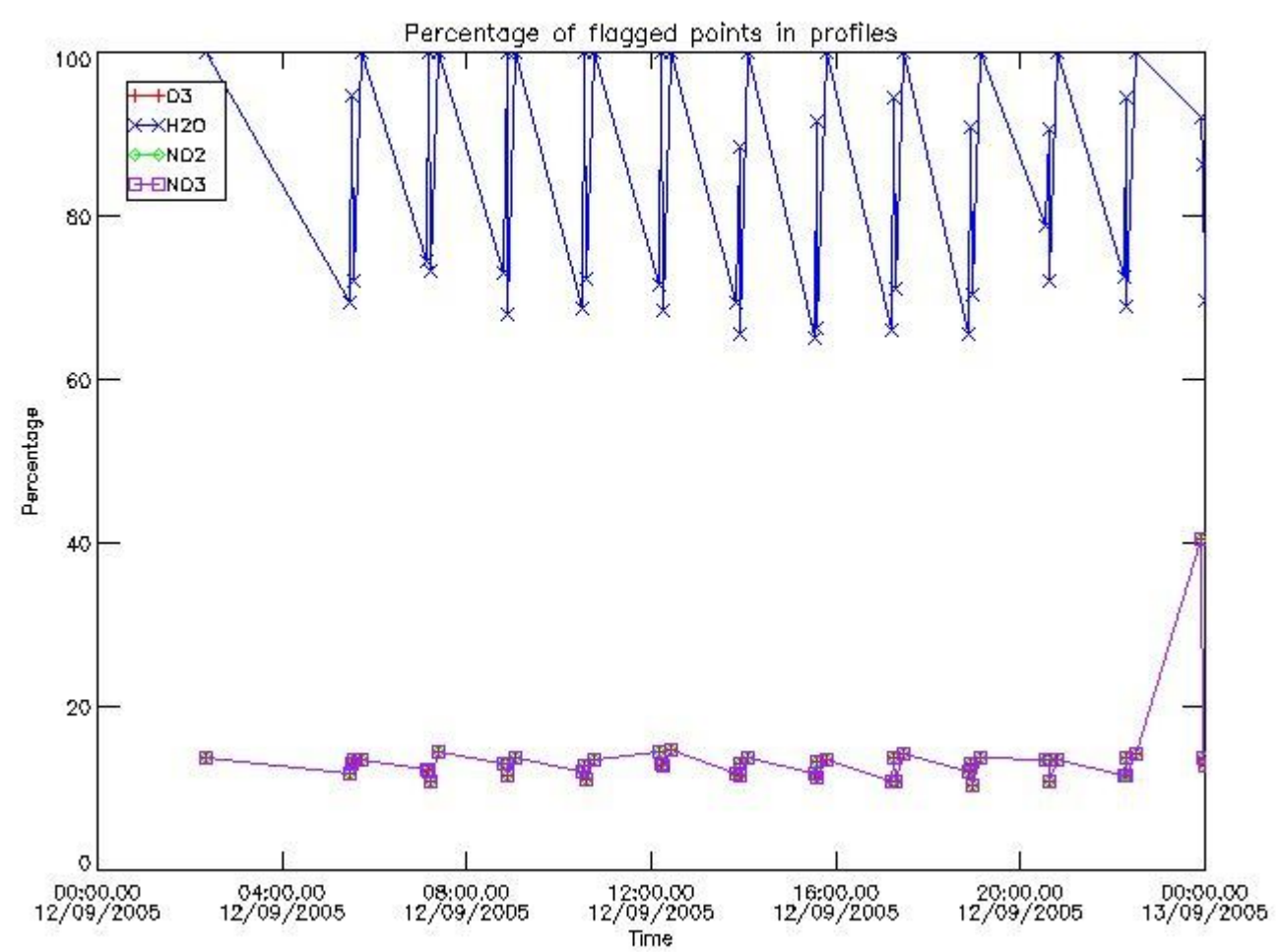
102	GOM_NL__2PRFIN20050912_143127_000000352040_00397_18487_6691.N1	12-SEP-2005 14:31:27	Bright	35.000	61	8Eps Peg	2.1000	3900.0	70	18487	No
103	GOM_NL__2PRFIN20050912_143839_000000362040_00397_18487_6692.N1	12-SEP-2005 14:38:39	Bright	36.000	92	53Eps Cyg	2.5000	4500.0	72	18487	No
104	GOM_NL__2PRFIN20050912_144043_000000342040_00397_18487_6693.N1	12-SEP-2005 14:40:43	Bright	33.500	66	37Gam Cyg	2.2080	5900.0	67	18487	No
105	GOM_NL__2PRFIN20050912_144246_000000362040_00397_18487_6694.N1	12-SEP-2005 14:42:46	Bright	35.500	144	18Del Cyg	2.8600	11000.	71	18487	No
106	GOM_NL__2PRFIN20050912_145441_000000362040_00397_18487_6695.N1	12-SEP-2005 14:54:41	Bright	36.000	60	7Bet UMi	2.0810	3950.0	72	18487	No
107	GOM_NL__2PRFIN20050912_150109_000000352040_00397_18487_6696.N1	12-SEP-2005 15:01:09	Bright	34.500	36	50Alp UMa	1.8000	6300.0	69	18487	No
108	GOM_NL__2PRFIN20050912_150234_000000372040_00397_18487_6697.N1	12-SEP-2005 15:02:34	Bright	36.500	82	48Bet UMa	2.3650	10600.	73	18487	No
109	GOM_NL__2PRFIN20050912_153124_000000442040_00397_18487_6698.N1	12-SEP-2005 15:31:24	Dark	43.500	65	Lam Vel	2.2040	4400.0	87	18487	No
110	GOM_NL__2PRFIN20050912_153440_000000422040_00397_18487_6699.N1	12-SEP-2005 15:34:40	Dark	42.000	46	Del Vel	1.9540	10600.	84	18487	No
111	GOM_NL__2PRFIN20050912_153610_000000452040_00397_18487_6700.N1	12-SEP-2005 15:36:10	Dark	45.000	41	Eps Car	1.8600	4100.0	90	18487	No
112	GOM_NL__2PRFIN20050912_154647_000000382040_00398_18488_6685.N1	12-SEP-2005 15:46:47	Dark	37.500	135	Bet Hyi	2.8200	5800.0	75	18488	No
113	GOM_NL__2PRFIN20050912_155221_000000432040_00398_18488_6686.N1	12-SEP-2005 15:52:21	Straylight	42.500	148	Alp Tuc	2.8780	4100.0	85	18488	No
114	GOM_NL__2PRFIN20050912_155604_000000372040_00398_18488_6687.N1	12-SEP-2005 15:56:04	Straylight	37.000	31	Alp Gru	1.7340	15200.	74	18488	No
115	GOM_NL__2PRFIN20050912_155851_000000382040_00398_18488_6688.N1	12-SEP-2005 15:58:51	Straylight	37.500	172	Gam Gru	3.0030	13100.	75	18488	No
116	GOM_NL__2PRFIN20050912_160448_000000372040_00398_18488_6689.N1	12-SEP-2005 16:04:48	Tw_i_and_stray	36.500	142	49Del Cap	2.8500	8900.0	73	18488	No
117	GOM_NL__2PRFIN20050912_160752_000000362040_00398_18488_6690.N1	12-SEP-2005 16:07:52	Bright	36.000	154	22Bet Aqr	2.8990	5700.0	72	18488	No
118	GOM_NL__2PRFIN20050912_161204_000000372040_00398_18488_6691.N1	12-SEP-2005 16:12:04	Bright	36.500	61	8Eps Peg	2.1000	3900.0	73	18488	No
119	GOM_NL__2PRFIN20050912_161916_000000342040_00398_18488_6692.N1	12-SEP-2005 16:19:16	Bright	33.500	92	53Eps Cyg	2.5000	4500.0	67	18488	No
120	GOM_NL__2PRFIN20050912_162120_000000382040_00398_18488_6693.N1	12-SEP-2005 16:21:20	Bright	37.500	66	37Gam Cyg	2.2080	5900.0	75	18488	No
121	GOM_NL__2PRFIN20050912_162323_000000372040_00398_18488_6694.N1	12-SEP-2005 16:23:23	Bright	36.500	144	18Del Cyg	2.8600	11000.	73	18488	No
122	GOM_NL__2PRFIN20050912_163517_000000382040_00398_18488_6695.N1	12-SEP-2005 16:35:17	Bright	38.000	60	7Bet UMi	2.0810	3950.0	76	18488	No
123	GOM_NL__2PRFIN20050912_164145_000000352040_00398_18488_6696.N1	12-SEP-2005 16:41:45	Bright	35.000	36	50Alp UMa	1.8000	6300.0	70	18488	No
124	GOM_NL__2PRFIN20050912_164311_000000332040_00398_18488_6697.N1	12-SEP-2005 16:43:11	Bright	33.000	82	48Bet UMa	2.3650	10600.	66	18488	No
125	GOM_NL__2PRFIN20050912_171200_000000482040_00398_18488_6698.N1	12-SEP-2005 17:12:00	Dark	47.500	65	Lam Vel	2.2040	4400.0	95	18488	No
126	GOM_NL__2PRFIN20050912_171516_000000372040_00398_18488_6699.N1	12-SEP-2005 17:15:16	Dark	37.000	46	Del Vel	1.9540	10600.	74	18488	No
127	GOM_NL__2PRFIN20050912_171646_000000472040_00398_18488_6700.N1	12-SEP-2005 17:16:46	Dark	47.000	41	Eps Car	1.8600	4100.0	94	18488	No
128	GOM_NL__2PRFIN20050912_172723_000000362040_00399_18489_6685.N1	12-SEP-2005 17:27:23	Dark	36.000	135	Bet Hyi	2.8200	5800.0	72	18489	No
129	GOM_NL__2PRFIN20050912_173257_000000412040_00399_18489_6686.N1	12-SEP-2005 17:32:57	Straylight	41.000	148	Alp Tuc	2.8780	4100.0	82	18489	No
130	GOM_NL__2PRFIN20050912_173640_000000422040_00399_18489_6687.N1	12-SEP-2005 17:36:40	Straylight	42.000	31	Alp Gru	1.7340	15200.	84	18489	No
131	GOM_NL__2PRFIN20050912_173927_000000362040_00399_18489_6688.N1	12-SEP-2005 17:39:27	Straylight	36.000	172	Gam Gru	3.0030	13100.	72	18489	No
132	GOM_NL__2PRFIN20050912_174524_000000402040_00399_18489_6689.N1	12-SEP-2005 17:45:24	Tw_i_and_stray	40.000	142	49Del Cap	2.8500	8900.0	80	18489	No
133	GOM_NL__2PRFIN20050912_174828_000000382040_00399_18489_6690.N1	12-SEP-2005 17:48:28	Bright	37.500	154	22Bet Aqr	2.8990	5700.0	75	18489	No
134	GOM_NL__2PRFIN20050912_175240_000000372040_00399_18489_6691.N1	12-SEP-2005 17:52:40	Bright	36.500	61	8Eps Peg	2.1000	3900.0	73	18489	No
135	GOM_NL__2PRFIN20050912_175952_000000372040_00399_18489_6692.N1	12-SEP-2005 17:59:52	Bright	37.000	92	53Eps Cyg	2.5000	4500.0	74	18489	No
136	GOM_NL__2PRFIN20050912_180156_000000362040_00399_18489_6693.N1	12-SEP-2005 18:01:56	Bright	35.500	66	37Gam Cyg	2.2080	5900.0	71	18489	No
137	GOM_NL__2PRFIN20050912_180359_000000362040_00399_18489_6694.N1	12-SEP-2005 18:03:59	Bright	36.000	144	18Del Cyg	2.8600	11000.	72	18489	No
138	GOM_NL__2PRFIN20050912_181554_000000372040_00399_18489_6695.N1	12-SEP-2005 18:15:54	Bright	37.000	60	7Bet UMi	2.0810	3950.0	74	18489	No
139	GOM_NL__2PRFIN20050912_182221_000000332040_00399_18489_6696.N1	12-SEP-2005 18:22:21	Bright	33.000	36	50Alp UMa	1.8000	6300.0	66	18489	No
140	GOM_NL__2PRFIN20050912_182347_000000342040_00399_18489_6697.N1	12-SEP-2005 18:23:47	Bright	34.000	82	48Bet UMa	2.3650	10600.	68	18489	No
141	GOM_NL__2PRFIN20050912_185236_000000432040_00399_18489_6698.N1	12-SEP-2005 18:52:36	Dark	42.500	65	Lam Vel	2.2040	4400.0	85	18489	No
142	GOM_NL__2PRFIN20050912_185552_000000392040_00399_18489_6699.N1	12-SEP-2005 18:55:52	Dark	39.000	46	Del Vel	1.9540	10600.	78	18489	No
143	GOM_NL__2PRFIN20050912_185723_000000502040_00399_18489_6700.N1	12-SEP-2005 18:57:23	Dark	49.500	41	Eps Car	1.8600	4100.0	99	18489	No
144	GOM_NL__2PRFIN20050912_190759_000000372040_00400_18490_6705.N1	12-SEP-2005 19:07:59	Dark	37.000	135	Bet Hyi	2.8200	5800.0	74	18490	No
145	GOM_NL__2PRFIN20050912_191333_000000412040_00400_18490_6706.N1	12-SEP-2005 19:13:33	Straylight	40.500	148	Alp Tuc	2.8780	4100.0	81	18490	No
146	GOM_NL__2PRFIN20050912_191716_000000392040_00400_18490_6707.N1	12-SEP-2005 19:17:16	Straylight	39.000	31	Alp Gru	1.7340	15200.	78	18490	No
147	GOM_NL__2PRFIN20050912_192003_000000362040_00400_18490_6708.N1	12-SEP-2005 19:20:03	Straylight	36.000	172	Gam Gru	3.0030	13100.	72	18490	No
148	GOM_NL__2PRFIN20050912_192600_000000382040_00400_18490_6709.N1	12-SEP-2005 19:26:00	Tw_i_and_stray	37.500	142	49Del Cap	2.8500	8900.0	75	18490	No
149	GOM_NL__2PRFIN20050912_192905_000000372040_00400_18490_6710.N1	12-SEP-2005 19:29:05	Bright	37.000	154	22Bet Aqr	2.8990	5700.0	74	18490	No
150	GOM_NL__2PRFIN20050912_193316_000000362040_00400_18490_6711.N1	12-SEP-2005 19:33:16	Bright	36.000	61	8Eps Peg	2.1000	3900.0	72	18490	No
151	GOM_NL__2PRFIN20050912_194028_000000372040_00400_18490_6712.N1	12-SEP-2005 19:40:28	Bright	36.500	92	53Eps Cyg	2.5000	4500.0	73	18490	No
152	GOM_NL__2PRFIN20050912_194232_000000382040_00400_18490_6713.N1	12-SEP-2005 19:42:32	Bright	37.500	66	37Gam Cyg	2.2080	5900.0	75	18490	No
153	GOM_NL__2PRFIN20050912_194436_000000372040_00400_18490_6714.N1	12-SEP-2005 19:44:36	Bright	36.500	144	18Del Cyg	2.8600	11000.	73	18490	No
154	GOM_NL__2PRFIN20050912_195630_000000362040_00400_18490_6715.N1	12-SEP-2005 19:56:30	Bright	35.500	60	7Bet UMi	2.0810	3950.0	71	18490	No
155	GOM_NL__2PRFIN20050912_200257_000000342040_00400_18490_6716.N1	12-SEP-2005 20:02:57	Bright	33.500	36	50Alp UMa	1.8000	6300.0	67	18490	No
156	GOM_NL__2PRFIN20050912_200423_000000332040_00400_18490_6717.N1	12-SEP-2005 20:04:23	Bright	33.000	82	48Bet UMa	2.3650	10600.	66	18490	No
157	GOM_NL__2PRFIN20050912_203312_000000382040_00400_18490_6718.N1	12-SEP-2005 20:33:12	Dark	38.000	65	Lam Vel	2.2040	4400.0	76	18490	No
158	GOM_NL__2PRFIN20050912_203628_000000382040_00400_18490_6719.N1	12-SEP-2005 20:36:28	Dark	37.500	46	Del Vel	1.9540	10600.	75	18490	No
159	GOM_NL__2PRFIN20050912_203759_000000472040_00400_18490_6720.N1	12-SEP-2005 20:37:59	Dark	47.000	41	Eps Car	1.8600	4100.0	94	18490	No
160	GOM_NL__2PRFIN20050912_204835_000000382040_00401_18491_6705.N1	12-SEP-2005 20:48:35	Dark	37.500	135	Bet Hyi	2.8200	5800.0	75	18491	No

161	GOM_NL__2PRFIN20050912_205409_000000452040_00401_18491_6706.N1	12-SEP-2005 20:54:09	Straylight	45.000	148	Alp Tuc	2.8780	4100.0	90	18491	No
162	GOM_NL__2PRFIN20050912_205752_000000372040_00401_18491_6707.N1	12-SEP-2005 20:57:52	Straylight	37.000	31	Alp Gru	1.7340	15200.	74	18491	No
163	GOM_NL__2PRFIN20050912_210039_000000372040_00401_18491_6708.N1	12-SEP-2005 21:00:39	Straylight	37.000	172	Gam Gru	3.0030	13100.	74	18491	No
164	GOM_NL__2PRFIN20050912_210636_000000382040_00401_18491_6709.N1	12-SEP-2005 21:06:36	Twl_and_stray	38.000	142	49Del Cap	2.8500	8900.0	76	18491	No
165	GOM_NL__2PRFIN20050912_210941_000000362040_00401_18491_6710.N1	12-SEP-2005 21:09:41	Bright	35.500	154	22Bet Aqr	2.8990	5700.0	71	18491	No
166	GOM_NL__2PRFIN20050912_211352_000000362040_00401_18491_6711.N1	12-SEP-2005 21:13:52	Bright	36.000	61	8Eps Peg	2.1000	3900.0	72	18491	No
167	GOM_NL__2PRFIN20050912_212104_000000372040_00401_18491_6712.N1	12-SEP-2005 21:21:04	Bright	37.000	92	53Eps Cyg	2.5000	4500.0	74	18491	No
168	GOM_NL__2PRFIN20050912_212308_000000382040_00401_18491_6713.N1	12-SEP-2005 21:23:08	Bright	37.500	66	37Gam Cyg	2.2080	5900.0	75	18491	No
169	GOM_NL__2PRFIN20050912_212512_000000372040_00401_18491_6714.N1	12-SEP-2005 21:25:12	Bright	36.500	144	18Del Cyg	2.8600	11000.	73	18491	No
170	GOM_NL__2PRFIN20050912_213706_000000372040_00401_18491_6715.N1	12-SEP-2005 21:37:06	Bright	36.500	60	7Bet UMi	2.0810	3950.0	73	18491	No
171	GOM_NL__2PRFIN20050912_214334_000000352040_00401_18491_6716.N1	12-SEP-2005 21:43:34	Bright	34.500	36	50Alp UMa	1.8000	6300.0	69	18491	No
172	GOM_NL__2PRFIN20050912_214459_000000332040_00401_18491_6717.N1	12-SEP-2005 21:44:59	Bright	33.000	82	48Bet UMa	2.3650	10600.	66	18491	No
173	GOM_NL__2PRFIN20050912_221348_000000442040_00401_18491_6718.N1	12-SEP-2005 22:13:48	Dark	44.000	65	Lam Vel	2.2040	4400.0	88	18491	No
174	GOM_NL__2PRFIN20050912_221704_000000372040_00401_18491_6719.N1	12-SEP-2005 22:17:04	Dark	37.000	46	Del Vel	1.9540	10600.	74	18491	No
175	GOM_NL__2PRFIN20050912_221835_000000442040_00401_18491_6720.N1	12-SEP-2005 22:18:35	Dark	44.000	41	Eps Car	1.8600	4100.0	88	18491	No
176	GOM_NL__2PRFIN20050912_222911_000000362040_00402_18492_6707.N1	12-SEP-2005 22:29:11	Dark	36.000	135	Bet Hyi	2.8200	5800.0	72	18492	No
177	GOM_NL__2PRFIN20050912_223445_000000382040_00402_18492_6708.N1	12-SEP-2005 22:34:45	Straylight	38.000	148	Alp Tuc	2.8780	4100.0	76	18492	No
178	GOM_NL__2PRFIN20050912_223828_000000402040_00402_18492_6709.N1	12-SEP-2005 22:38:28	Straylight	39.500	31	Alp Gru	1.7340	15200.	79	18492	No
179	GOM_NL__2PRFIN20050912_224115_000000372040_00402_18492_6710.N1	12-SEP-2005 22:41:15	Straylight	36.500	172	Gam Gru	3.0030	13100.	73	18492	No
180	GOM_NL__2PRFIN20050912_224712_000000402040_00402_18492_6711.N1	12-SEP-2005 22:47:12	Twl_and_stray	40.000	142	49Del Cap	2.8500	8900.0	80	18492	No
181	GOM_NL__2PRFIN20050912_225017_000000372040_00402_18492_6712.N1	12-SEP-2005 22:50:17	Bright	36.500	154	22Bet Aqr	2.8990	5700.0	73	18492	No
182	GOM_NL__2PRFIN20050912_225428_000000362040_00402_18492_6713.N1	12-SEP-2005 22:54:28	Bright	36.000	61	8Eps Peg	2.1000	3900.0	72	18492	No
183	GOM_NL__2PRFIN20050912_230140_000000342040_00402_18492_6714.N1	12-SEP-2005 23:01:40	Bright	34.000	92	53Eps Cyg	2.5000	4500.0	68	18492	No
184	GOM_NL__2PRFIN20050912_230345_000000362040_00402_18492_6715.N1	12-SEP-2005 23:03:45	Bright	35.500	66	37Gam Cyg	2.2080	5900.0	71	18492	No
185	GOM_NL__2PRFIN20050912_230548_000000372040_00402_18492_6716.N1	12-SEP-2005 23:05:48	Bright	36.500	144	18Del Cyg	2.8600	11000.	73	18492	No
186	GOM_NL__2PRFIN20050912_231742_000000352040_00402_18492_6717.N1	12-SEP-2005 23:17:42	Bright	34.500	60	7Bet UMi	2.0810	3950.0	69	18492	No
187	GOM_NL__2PRFIN20050912_232410_000000522040_00402_18492_6718.N1	12-SEP-2005 23:24:10	Bright	52.000	36	50Alp UMa	1.8000	6300.0	104	18492	No
188	GOM_NL__2PRFIN20050912_232535_000000522040_00402_18492_6719.N1	12-SEP-2005 23:25:35	Bright	51.500	82	48Bet UMa	2.3650	10600.	103	18492	No
189	GOM_NL__2PRFIN20050912_235424_000000452040_00402_18492_6720.N1	12-SEP-2005 23:54:24	Dark	45.000	65	Lam Vel	2.2040	4400.0	90	18492	No
190	GOM_NL__2PRFIN20050912_235740_000000372040_00402_18492_6721.N1	12-SEP-2005 23:57:40	Dark	37.000	46	Del Vel	1.9540	10600.	74	18492	No
191	GOM_NL__2PRFIN20050912_235911_000000402040_00402_18492_6722.N1	12-SEP-2005 23:59:11	Dark	40.000	41	Eps Car	1.8600	4100.0	80	18492	No

3. Quality information per product


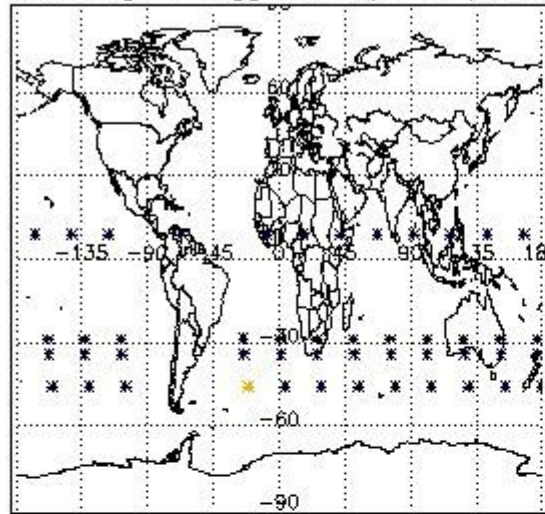
In this section it is plotted some information contained in the Quality Summary data set of the level 2 products. Only products in dark limb conditions and without errors (error flag in the MPH set to "0") are used.

3.1 Plot quality information per product (time dependant)

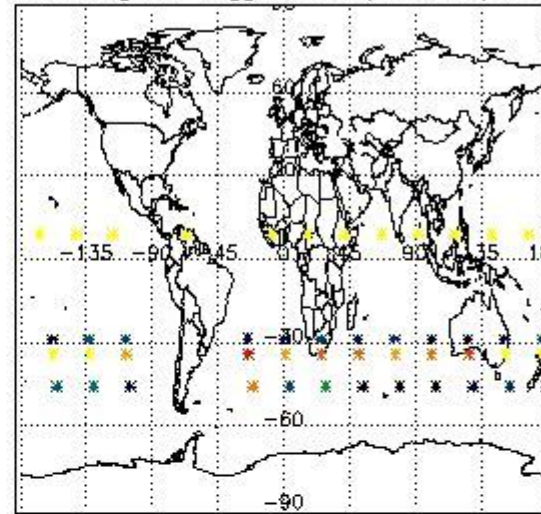


3.2 Plot quality information per product (world map)

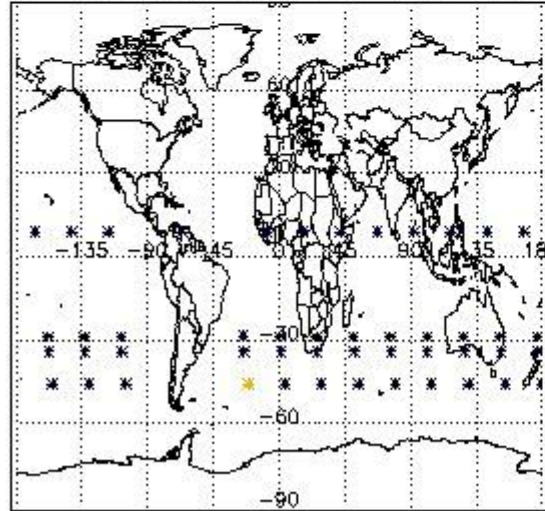
Percentage of flagged data per O3 profile



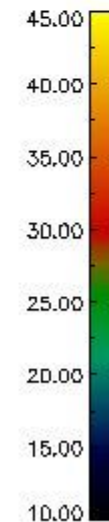
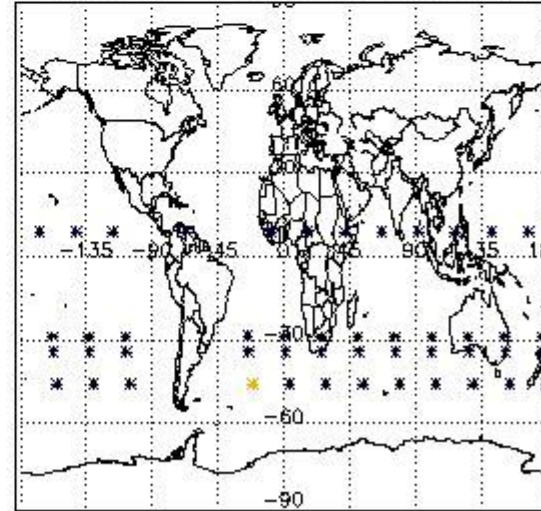
Percentage of flagged data per H2O profile



Percentage of flagged data per NO2 profile



Percentage of flagged data per NO3 profile

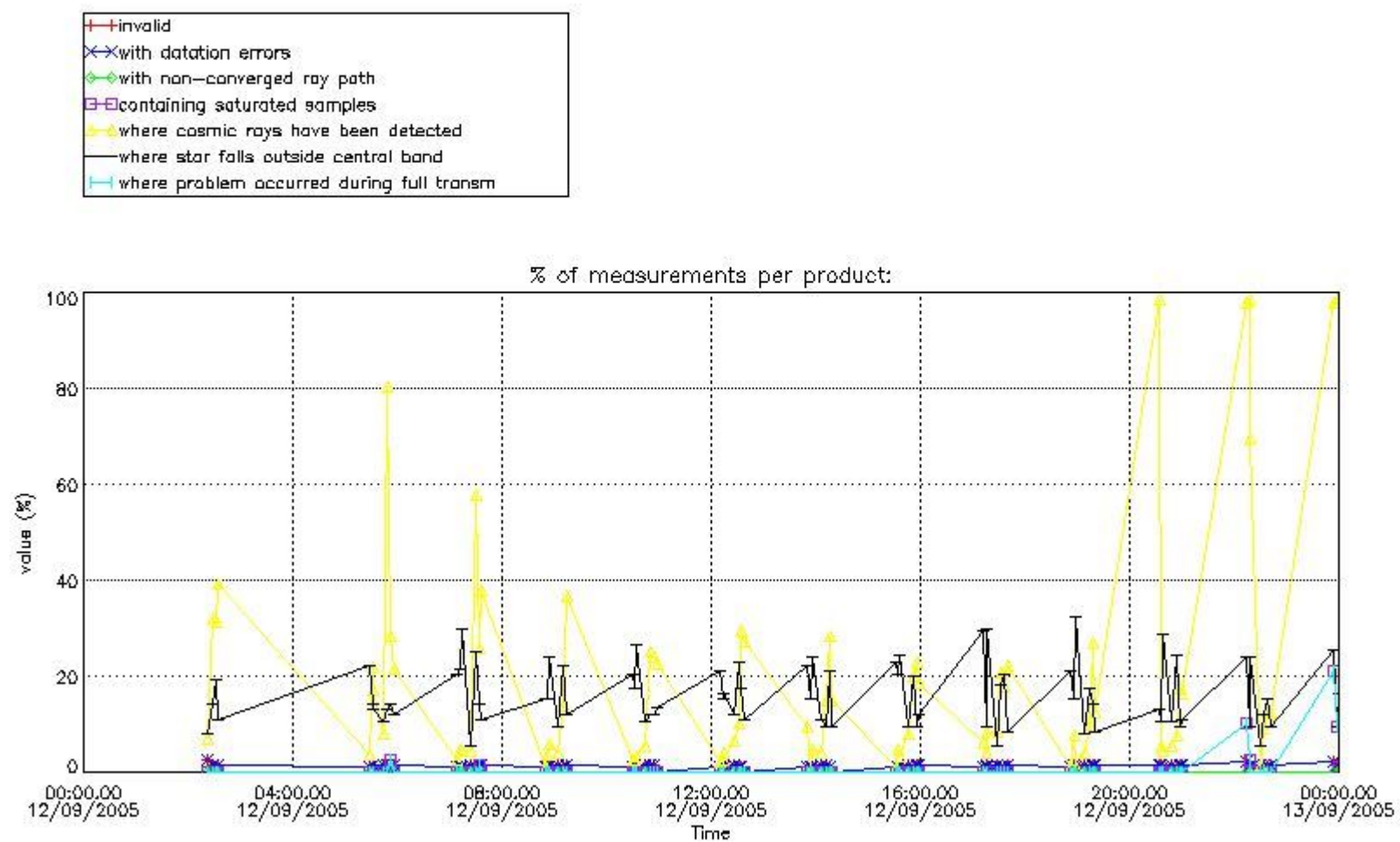


4. Level 1 quality information per product

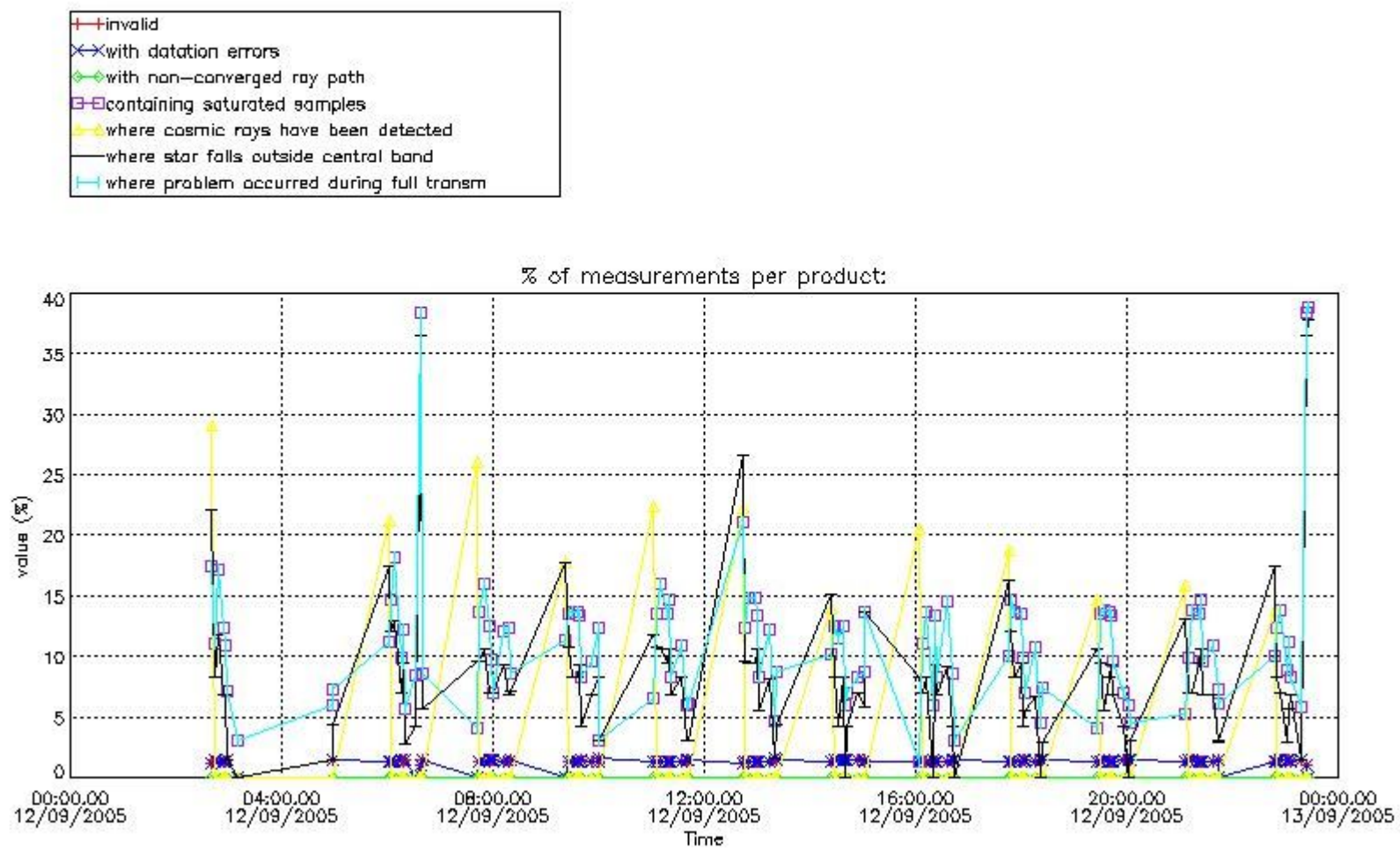
In this section it is plotted some information contained in the Quality Summary data set of the level 2 products that comes from the level 1b processing. Products without errors (error flag in the MPH set to "0") are used.

4.1 Plot quality information per product (time dependant) coming from level 1b processing

4.1.1 Plot level 1 quality information per product (time dependant): ENVISAT ASCENDING passes



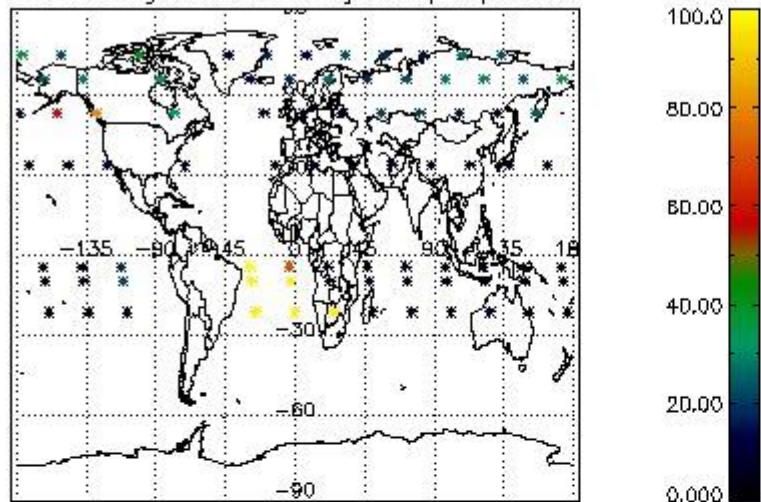
4.1.2 Plot level 1 quality information per product (time dependant): ENVI SAT DESCENDING passes



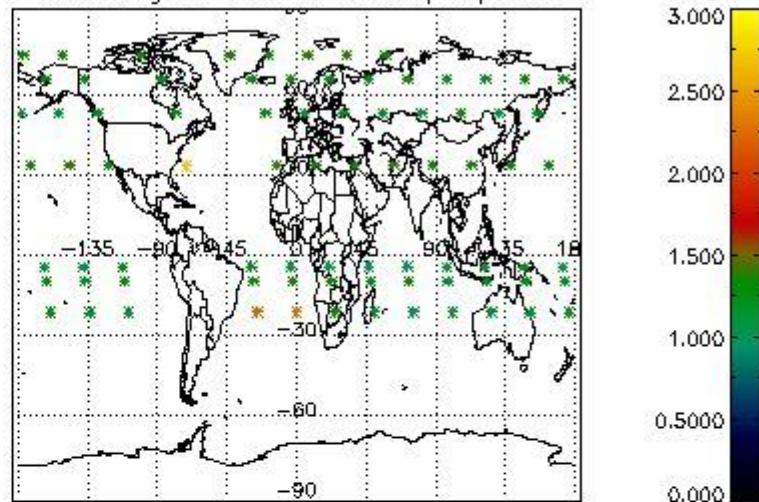
4.2 Plot quality information per product coming from level 1b processing (world map)

4.2.1 Plot level 1 quality information per product (world map): ENVISAT ASCENDING passes

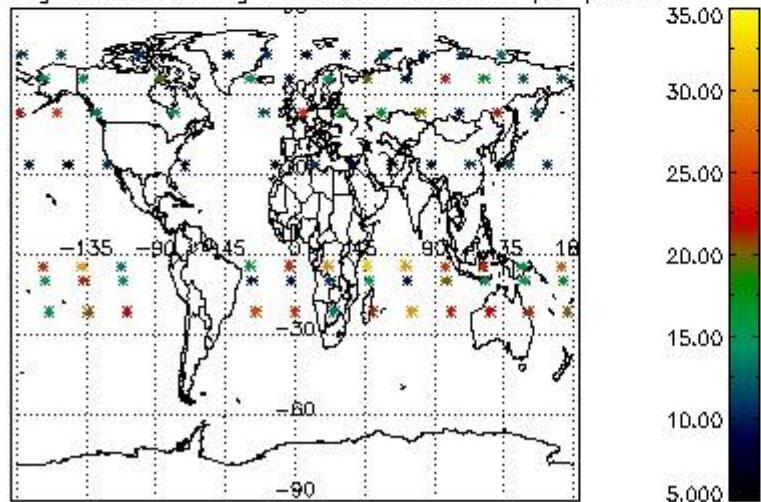
Percentage of cosmic ray hits per profile



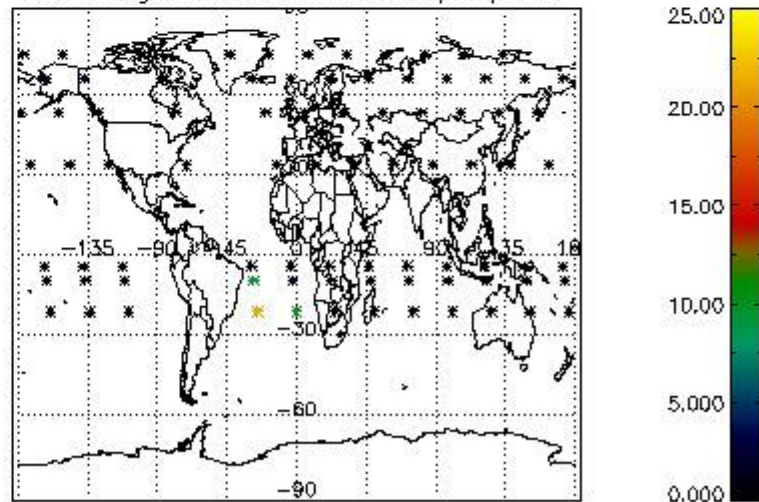
Percentage of datation errors per profile



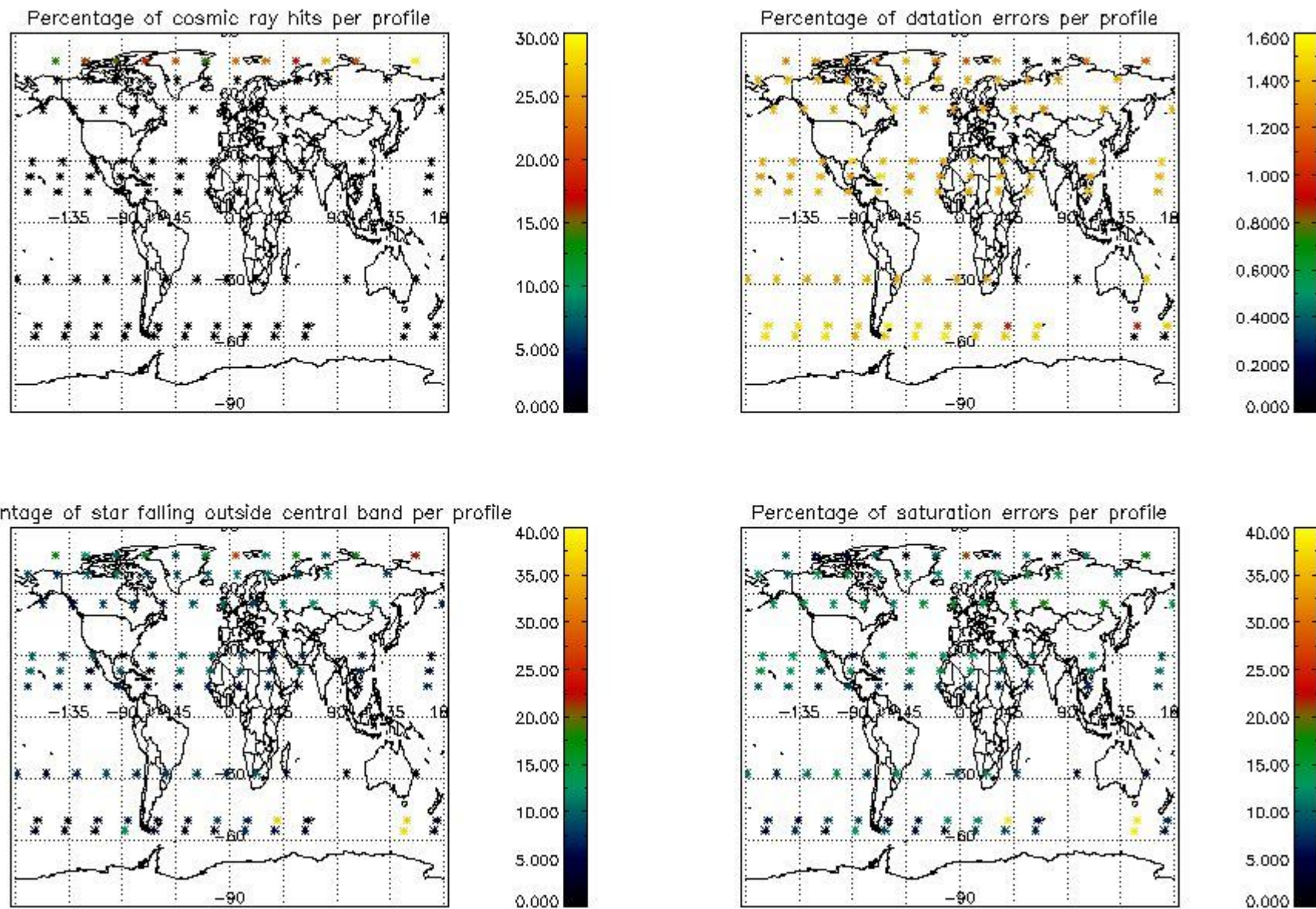
Percentage of star falling outside central band per profile



Percentage of saturation errors per profile



4.2.2 Plot level 1 quality information per product (world map): ENVISAT DESCENDING passes



5. Trace gas profiles

5.1 Ozone statistics based on quality of products

The final quality of the products can be "measured" using the STD (Standard Deviation) attached to every point profile. This information is written to the parameter GOM_NL__2P/NL_LOCAL_SPECIES_DENSITY/o3_std of the level 2 products. The table below shows the statistics for given STD ranges.

The statistics are given with respect to the overall valid production:

- Products without fatal errors: GOM_NL__2P/MPH/PRODUCT_ERR=0
- Valid point profile: GOM_NL__2P/NL_LOCAL_SPECIES_DENSITY/pcd(0)=0

The 'Criteria' is applied to valid points of dark limb products:

- Products in dark limb illumination condition: GOM_NL__2P/NL_SUMMARY_QUALITY/obs_ill_cond=0
- Products without fatal errors: GOM_NL__2P/MPH/PRODUCT_ERR=0
- Valid point profile: GOM_NL__2P/NL_LOCAL_SPECIES_DENSITY/pcd(0)=0

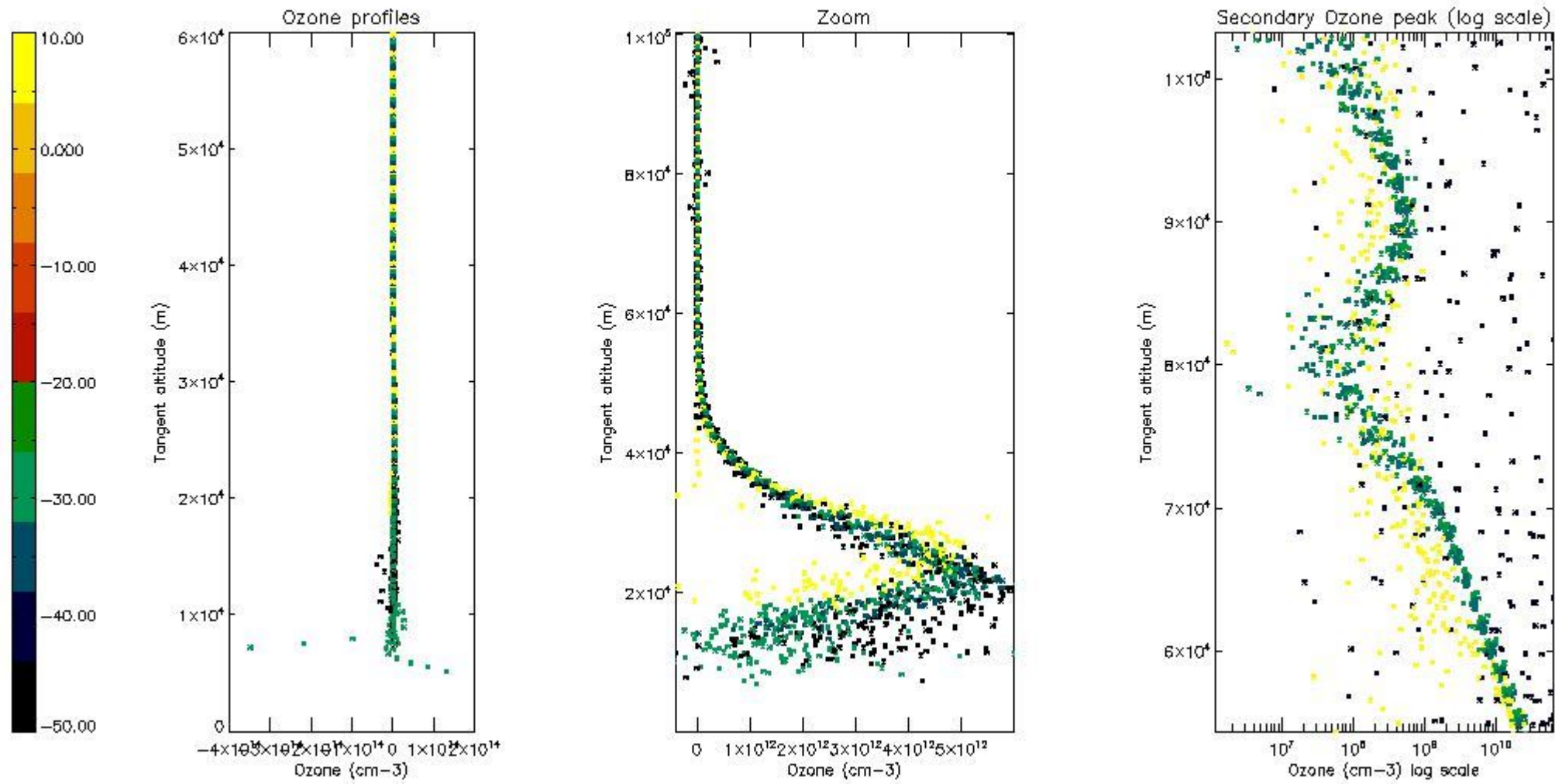
So, the table below shows the percentage of dark limb and valid observations for each criteria with respect to the overall valid daily observations.

Criteria	% of total production
All STD	28
STD < 20	13

STD < 10	9
STD < 5	3

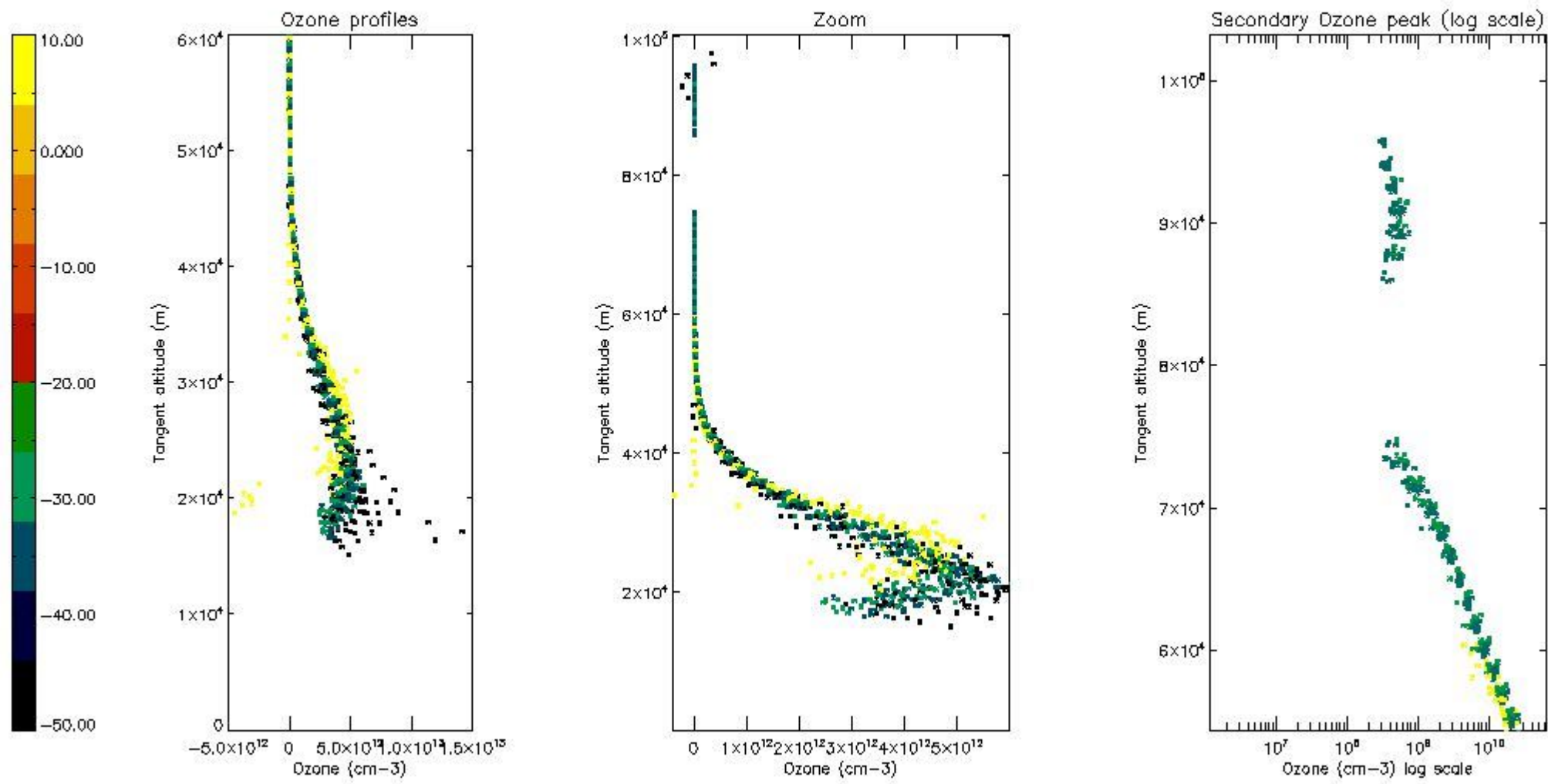
5.2 Plot ozone profiles for all STD (dark without errors)

The colorbar represents the latitude.



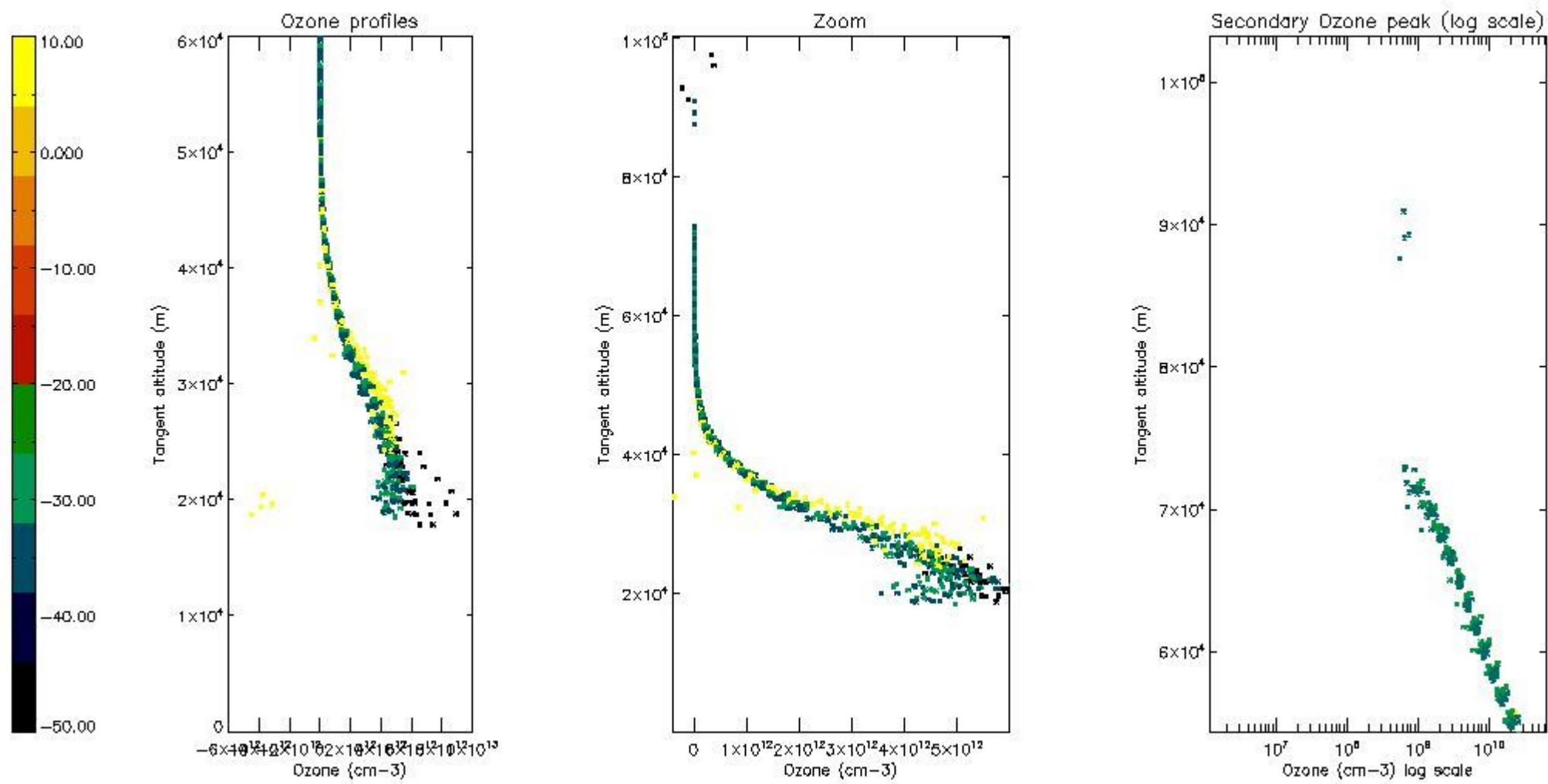
5.3 Plot ozone profiles where STD < 20% (dark without errors)

The colorbar represents the latitude.



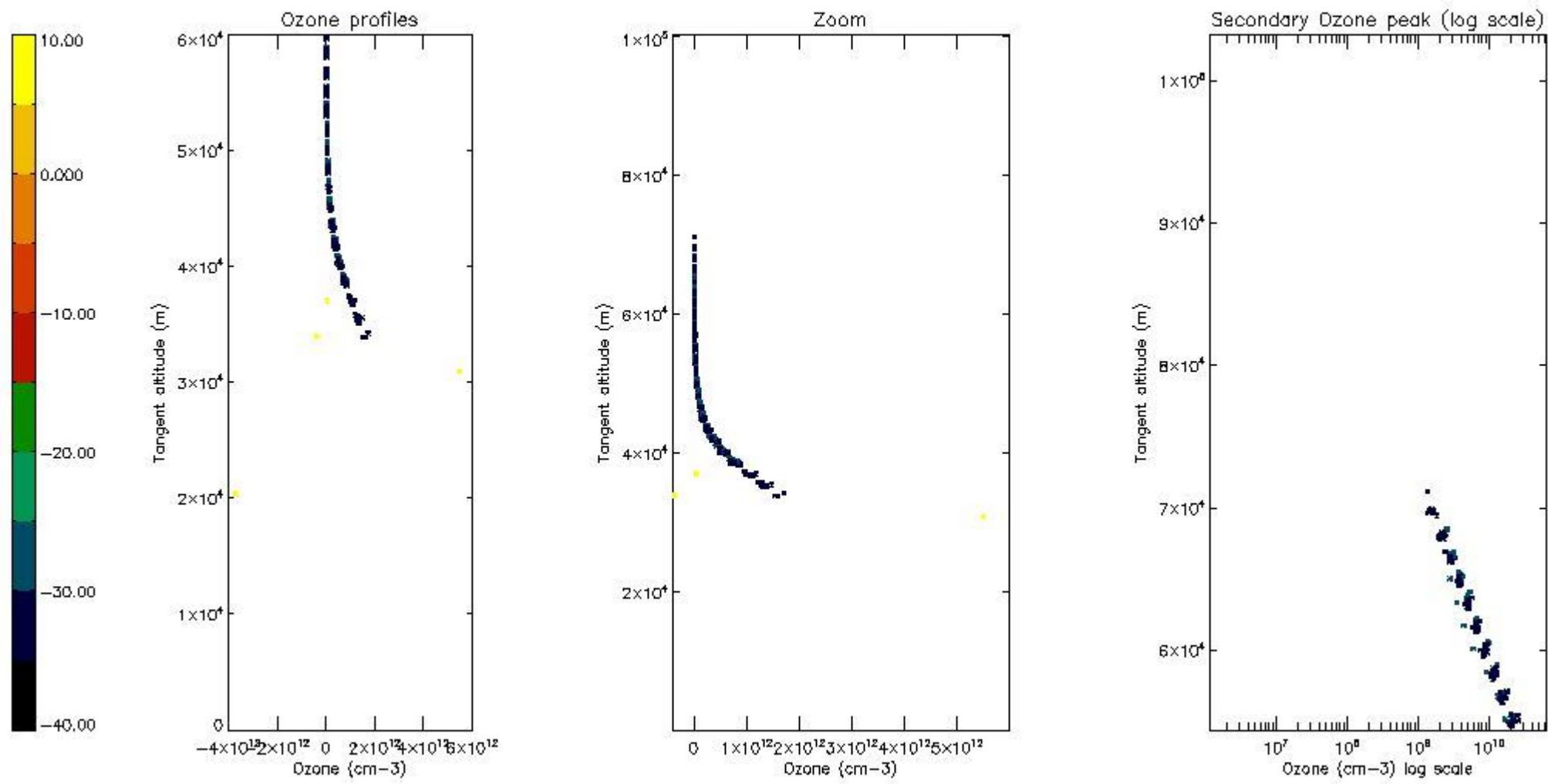
5.4 Plot ozone profiles where STD < 10% (dark without errors)

The colorbar represents the latitude.



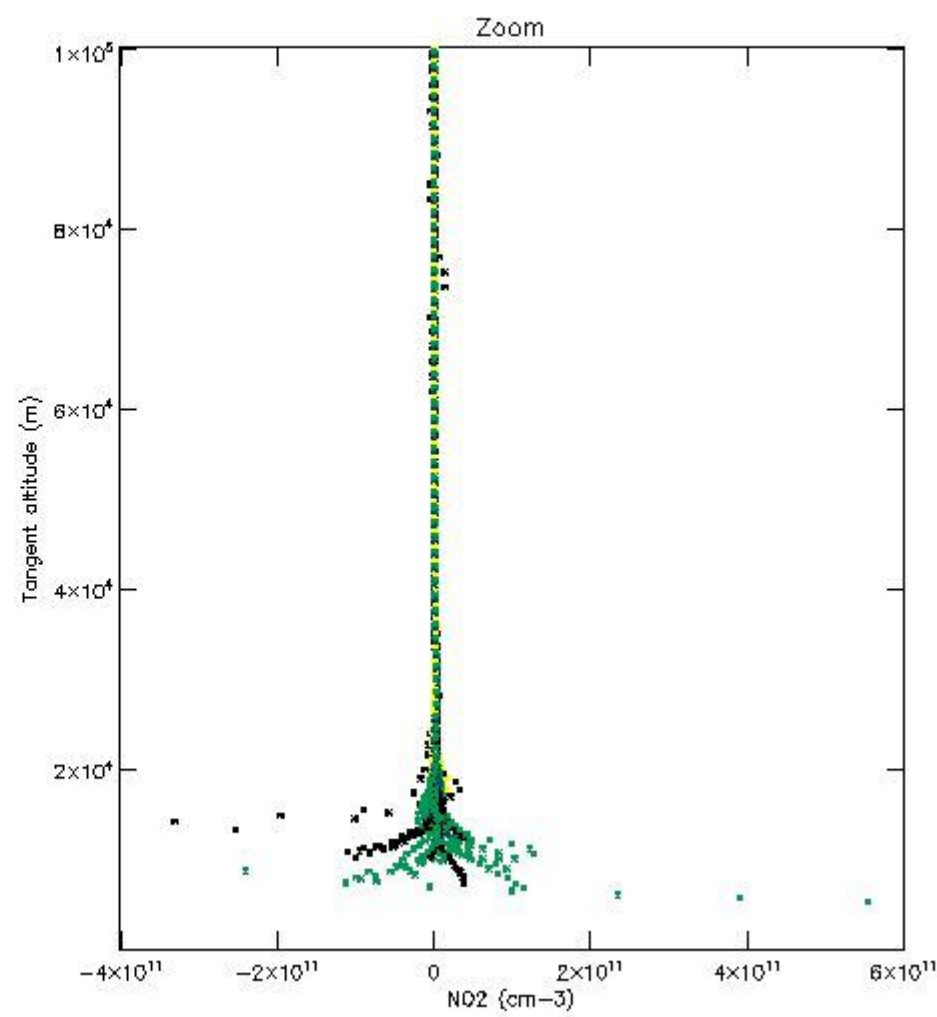
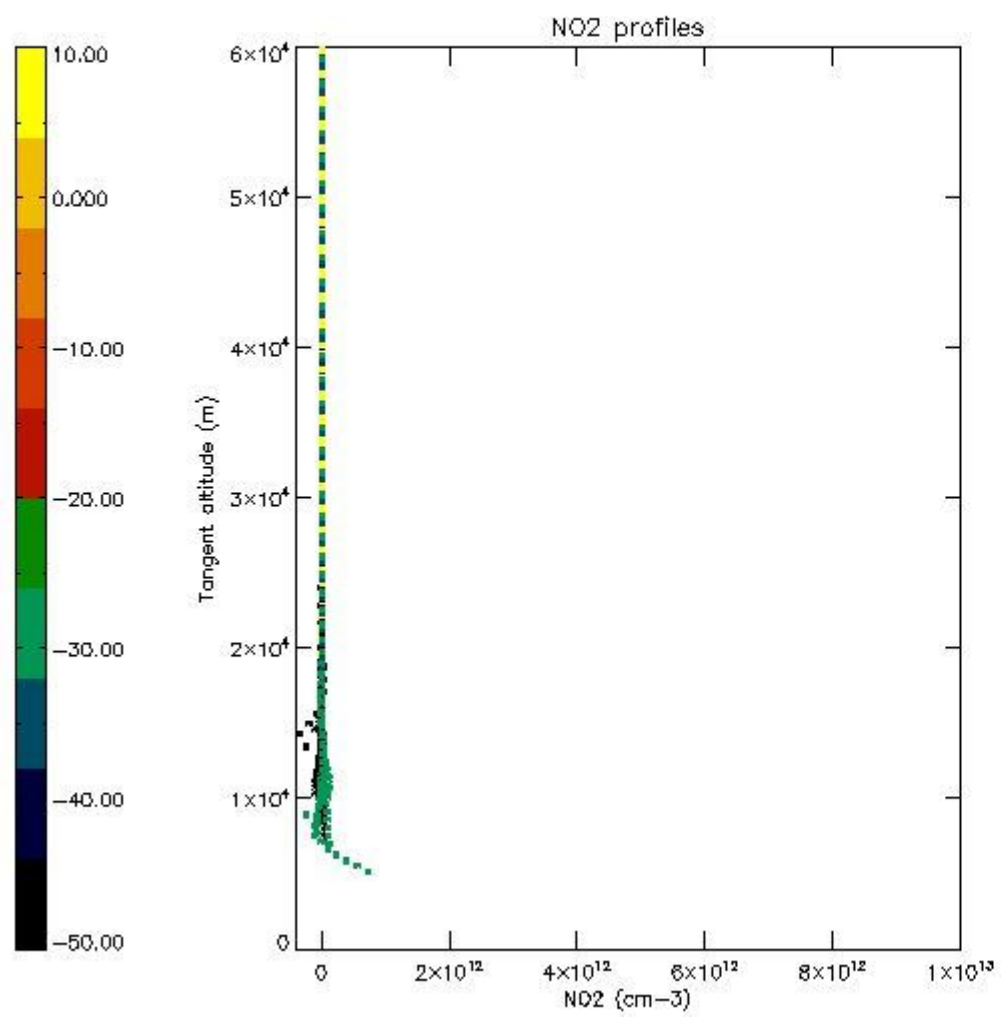
5.5 Plot ozone profiles where STD < 5% (dark without errors)

The colorbar represents the latitude.



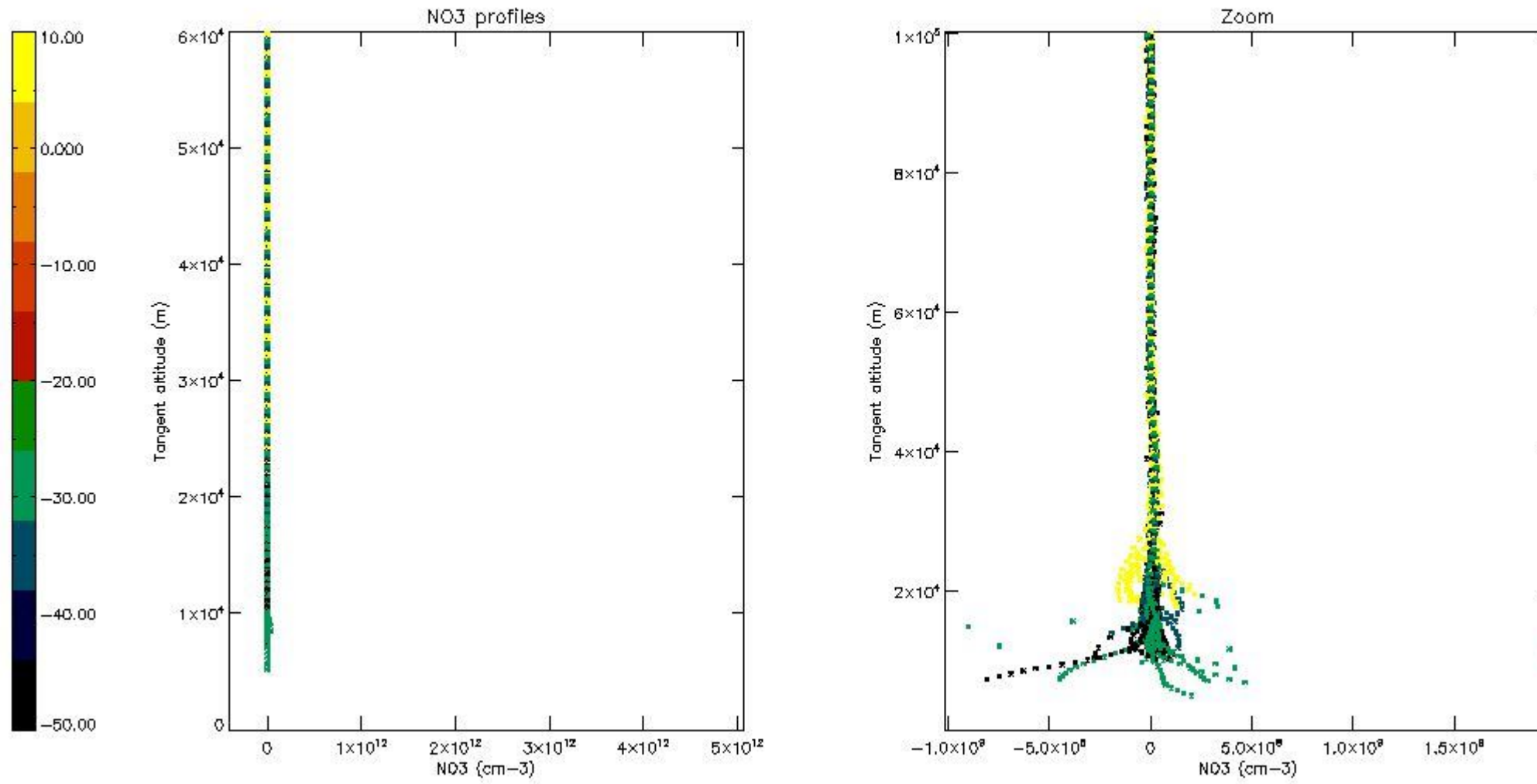
5.6 Plot NO₂ profiles for all STD (dark without errors)

The colorbar represents the latitude.



5.7 Plot NO3 profiles for all STD (dark without errors)

The colorbar represents the latitude.



6. Auxiliary Data Files used for the production reported in section 2

The number reported in the third column indicates since which file (see list in section 2) the corresponding auxiliary file has been used. The fourth column is the date of those product files.

Type	Auxiliary Filename	Used since product	Used since product date
INST_PHYS_CHARACTERISTICS	GOM_INS_AXVIEC20091111_143220_20030716_120000_20500101_000000	1	12-SEP-2005 02:21:58
LEVEL-2_PROC_CONFIG	GOM_PR2_AXVIEC20091111_152718_20020301_000000_20500101_000000	1	12-SEP-2005 02:21:58
CROSS_SECTIONS_FILE	GOM_CRS_AXVIEC20091111_154832_20020301_000000_20500101_000000	1	12-SEP-2005 02:21:58

GOMOS Level 2 Daily Report

SUMMARY

[1. General Info](#)

[2. Summary of processed GOM_NL_2P products](#)

[3. Level 2 Quality information per product](#)

[3.1 Plot of level 2 quality information per product \(time dependant\)](#)

[3.2 Plot of level 2 quality information per product \(world map\)](#)

[4. Level 1 Quality information per product \(stored on level 2 products\)](#)

[4.1 Plot of level 1 quality information per product \(time dependant\)](#)

[4.1.1 Plot of level 1 quality information per product \(time dependant\): ASCENDING](#)

[4.1.2 Plot of level 1 quality information per product \(time dependant\): DESCENDING](#)

[4.2 Plot of level 1 quality information per product \(world map\)](#)

[4.2.1 Plot of level 1 quality information per product \(world map\): ASCENDING](#)

[4.2.2 Plot of level 1 quality information per product \(world map\): DESCENDING](#)

[5. Ozone profiles based on quality statistics and other trace gas profiles](#)

[5.1 Ozone statistics based on quality of products](#)

[5.2 Plot ozone profiles for all STD \(dark without errors\)](#)

[5.3 Plot ozone profiles where STD < 20% \(dark without errors\)](#)

[5.4. Plot ozone profiles where STD < 10% \(dark without errors\)](#)

[5.5. Plot ozone profiles where STD < 5% \(dark without errors\)](#)

[5.6 Plot NO2 profiles for all STD \(dark without errors\)](#)

[5.7 Plot NO3 profiles for all STD \(dark without errors\)](#)

[5.8 Plot H2O profiles \(only for occultations of stars 1,2,3,4,13,14,16,26,63 dark without errors\) for all STD](#)

[6. Auxiliary Data Files used for the production reported in section 2](#)

This report presents the daily analysis on parameters extracted from GOMOS level 2 data (GOM_NL__2P). It is intended to monitor some important parameters that will impact the quality of these products. A list of level 2 products (and content) that have arrived during the reporting day to the PCF is also given.

Item	Value
Time of report generation	18APR2013 10:53:52
Data source version	GOMOS/6.01
Start time of products	12-09-2005 (12SEP2005 00:00:00)
Stop time of products	13-09-2005 (13SEP2005 00:00:00)
Store outputs in DB	Yes
Nb of level 2 prods	191
Nb of prods with errors	0

2. Summary of processed GOM_NL__2P products.

Nr	Filename	UTC Start time	Limb	Duration	Star Id	Star Name	Star Mag	Star Temp	Nb Meas	Orbit	Prod. error
1	GOM_NL__2PRFIN20050912_022158_000000372040_00390_18480_6684.N1	12-SEP-2005 02:21:58	Dark	37.000	135	Bet Hyi	2.8200	5800.0	74	18480	No
2	GOM_NL__2PRFIN20050912_022732_000000392040_00390_18480_6685.N1	12-SEP-2005 02:27:32	Straylight	39.000	148	Alp Tuc	2.8780	4100.0	78	18480	No
3	GOM_NL__2PRFIN20050912_023115_000000422040_00390_18480_6686.N1	12-SEP-2005 02:31:15	Straylight	41.500	31	Alp Gru	1.7340	15200.	83	18480	No
4	GOM_NL__2PRFIN20050912_023402_000000372040_00390_18480_6687.N1	12-SEP-2005 02:34:02	Straylight	37.000	172	Gam Gru	3.0030	13100.	74	18480	No
5	GOM_NL__2PRFIN20050912_023959_000000432040_00390_18480_6688.N1	12-SEP-2005 02:39:59	Twilight_and_stray	43.000	142	49Del Cap	2.8500	8900.0	86	18480	No
6	GOM_NL__2PRFIN20050912_024303_000000362040_00390_18480_6689.N1	12-SEP-2005 02:43:03	Bright	36.000	154	22Bet Aqr	2.8990	5700.0	72	18480	No
7	GOM_NL__2PRFIN20050912_024715_000000382040_00390_18480_6690.N1	12-SEP-2005 02:47:15	Bright	38.000	61	8Eps Peg	2.1000	3900.0	76	18480	No
8	GOM_NL__2PRFIN20050912_025426_000000372040_00390_18480_6691.N1	12-SEP-2005 02:54:26	Bright	36.500	92	53Eps Cyg	2.5000	4500.0	73	18480	No
9	GOM_NL__2PRFIN20050912_025630_000000372040_00390_18480_6692.N1	12-SEP-2005 02:56:30	Bright	36.500	66	37Gam Cyg	2.2080	5900.0	73	18480	No
10	GOM_NL__2PRFIN20050912_025832_000000352040_00390_18480_6693.N1	12-SEP-2005 02:58:32	Bright	35.000	144	18Del Cyg	2.8600	11000.	70	18480	No
11	GOM_NL__2PRFIN20050912_031027_000000332040_00390_18480_6694.N1	12-SEP-2005 03:10:27	Bright	33.000	60	7Bet UMi	2.0810	3950.0	66	18480	No
12	GOM_NL__2PRFIN20050912_045732_000000342040_00391_18481_6685.N1	12-SEP-2005 04:57:32	Bright	33.500	36	50Alp UMa	1.8000	6300.0	67	18481	No
13	GOM_NL__2PRFIN20050912_045857_000000352040_00391_18481_6686.N1	12-SEP-2005 04:58:57	Bright	34.500	82	48Bet UMa	2.3650	10600.	69	18481	No
14	GOM_NL__2PRFIN20050912_052748_000000432040_00391_18481_6687.N1	12-SEP-2005 05:27:48	Dark	43.000	65	Lam Vel	2.2040	4400.0	86	18481	No
15	GOM_NL__2PRFIN20050912_053104_000000392040_00391_18481_6688.N1	12-SEP-2005 05:31:04	Dark	39.000	46	Del Vel	1.9540	10600.	78	18481	No
16	GOM_NL__2PRFIN20050912_053234_000000382040_00391_18481_6689.N1	12-SEP-2005 05:32:34	Dark	38.000	41	Eps Car	1.8600	4100.0	76	18481	No
17	GOM_NL__2PRFIN20050912_054310_000000382040_00392_18482_6685.N1	12-SEP-2005 05:43:10	Dark	37.500	135	Bet Hyi	2.8200	5800.0	75	18482	No
18	GOM_NL__2PRFIN20050912_054844_000000392040_00392_18482_6686.N1	12-SEP-2005 05:48:44	Straylight	38.500	148	Alp Tuc	2.8780	4100.0	77	18482	No
19	GOM_NL__2PRFIN20050912_055227_000000392040_00392_18482_6687.N1	12-SEP-2005 05:52:27	Straylight	39.000	31	Alp Gru	1.7340	15200.	78	18482	No
20	GOM_NL__2PRFIN20050912_055514_000000382040_00392_18482_6688.N1	12-SEP-2005 05:55:14	Straylight	37.500	172	Gam Gru	3.0030	13100.	75	18482	No
21	GOM_NL__2PRFIN20050912_060111_000000402040_00392_18482_6689.N1	12-SEP-2005 06:01:11	Twilight_and_stray	40.000	142	49Del Cap	2.8500	8900.0	80	18482	No
22	GOM_NL__2PRFIN20050912_060416_000000382040_00392_18482_6690.N1	12-SEP-2005 06:04:16	Bright	37.500	154	22Bet Aqr	2.8990	5700.0	75	18482	No
23	GOM_NL__2PRFIN20050912_060827_000000392040_00392_18482_6691.N1	12-SEP-2005 06:08:27	Bright	38.500	61	8Eps Peg	2.1000	3900.0	77	18482	No
24	GOM_NL__2PRFIN20050912_061539_000000362040_00392_18482_6692.N1	12-SEP-2005 06:15:39	Bright	35.500	92	53Eps Cyg	2.5000	4500.0	71	18482	No
25	GOM_NL__2PRFIN20050912_061742_000000372040_00392_18482_6693.N1	12-SEP-2005 06:17:42	Bright	37.000	66	37Gam Cyg	2.2080	5900.0	74	18482	No
26	GOM_NL__2PRFIN20050912_061945_000000362040_00392_18482_6694.N1	12-SEP-2005 06:19:45	Bright	35.500	144	18Del Cyg	2.8600	11000.	71	18482	No
27	GOM_NL__2PRFIN20050912_063140_000000362040_00392_18482_6695.N1	12-SEP-2005 06:31:40	Bright	35.500	60	7Bet UMi	2.0810	3950.0	71	18482	No
28	GOM_NL__2PRFIN20050912_063808_000000522040_00392_18482_6696.N1	12-SEP-2005 06:38:08	Bright	52.000	36	50Alp UMa	1.8000	6300.0	104	18482	No
29	GOM_NL__2PRFIN20050912_063934_000000352040_00392_18482_6697.N1	12-SEP-2005 06:39:34	Bright	35.000	82	48Bet UMa	2.3650	10600.	70	18482	No
30	GOM_NL__2PRFIN20050912_070824_000000422040_00392_18482_6698.N1	12-SEP-2005 07:08:24	Dark	41.500	65	Lam Vel	2.2040	4400.0	83	18482	No
31	GOM_NL__2PRFIN20050912_071140_000000422040_00392_18482_6699.N1	12-SEP-2005 07:11:40	Dark	42.000	46	Del Vel	1.9540	10600.	84	18482	No
32	GOM_NL__2PRFIN20050912_071310_000000472040_00392_18482_6700.N1	12-SEP-2005 07:13:10	Dark	47.000	41	Eps Car	1.8600	4100.0	94	18482	No
33	GOM_NL__2PRFIN20050912_072346_000000362040_00393_18483_6685.N1	12-SEP-2005 07:23:46	Dark	35.500	135	Bet Hyi	2.8200	5800.0	71	18483	No
34	GOM_NL__2PRFIN20050912_072920_000000442040_00393_18483_6686.N1	12-SEP-2005 07:29:20	Straylight	44.000	148	Alp Tuc	2.8780	4100.0	88	18483	No
35	GOM_NL__2PRFIN20050912_073303_000000392040_00393_18483_6687.N1	12-SEP-2005 07:33:03	Straylight	39.000	31	Alp Gru	1.7340	15200.	78	18483	No
36	GOM_NL__2PRFIN20050912_073550_000000372040_00393_18483_6688.N1	12-SEP-2005 07:35:50	Straylight	37.000	172	Gam Gru	3.0030	13100.	74	18483	No
37	GOM_NL__2PRFIN20050912_074147_000000372040_00393_18483_6689.N1	12-SEP-2005 07:41:47	Twilight_and_stray	36.500	142	49Del Cap	2.8500	8900.0	73	18483	No
38	GOM_NL__2PRFIN20050912_074452_000000372040_00393_18483_6690.N1	12-SEP-2005 07:44:52	Bright	36.500	154	22Bet Aqr	2.8990	5700.0	73	18483	No
39	GOM_NL__2PRFIN20050912_074904_000000382040_00393_18483_6691.N1	12-SEP-2005 07:49:04	Bright	37.500	61	8Eps Peg	2.1000	3900.0	75	18483	No
40	GOM_NL__2PRFIN20050912_075615_000000362040_00393_18483_6692.N1	12-SEP-2005 07:56:15	Bright	36.000	92	53Eps Cyg	2.5000	4500.0	72	18483	No
41	GOM_NL__2PRFIN20050912_075818_000000362040_00393_18483_6693.N1	12-SEP-2005 07:58:18	Bright	36.000	66	37Gam Cyg	2.2080	5900.0	72	18483	No
42	GOM_NL__2PRFIN20050912_080021_000000362040_00393_18483_6694.N1	12-SEP-2005 08:00:21	Bright	36.000	144	18Del Cyg	2.8600	11000.	72	18483	No

43	GOM_NL__2PRFIN20050912_081216_000000382040_00393_18483_6695.N1	12-SEP-2005 08:12:16	Bright	37.500	60	7Bet UMi	2.0810	3950.0	75	18483	No
44	GOM_NL__2PRFIN20050912_081844_000000372040_00393_18483_6696.N1	12-SEP-2005 08:18:44	Bright	36.500	36	50Alp UMa	1.8000	6300.0	73	18483	No
45	GOM_NL__2PRFIN20050912_082010_000000352040_00393_18483_6697.N1	12-SEP-2005 08:20:10	Bright	35.000	82	48Bet UMa	2.3650	10600.	70	18483	No
46	GOM_NL__2PRFIN20050912_084900_000000402040_00393_18483_6698.N1	12-SEP-2005 08:49:00	Dark	39.500	65	Lam Vel	2.2040	4400.0	79	18483	No
47	GOM_NL__2PRFIN20050912_085216_000000402040_00393_18483_6699.N1	12-SEP-2005 08:52:16	Dark	39.500	46	Del Vel	1.9540	10600.	79	18483	No
48	GOM_NL__2PRFIN20050912_085346_000000442040_00393_18483_6700.N1	12-SEP-2005 08:53:46	Dark	44.000	41	Eps Car	1.8600	4100.0	88	18483	No
49	GOM_NL__2PRFIN20050912_090423_000000372040_00394_18484_6685.N1	12-SEP-2005 09:04:23	Dark	37.000	135	Bet Hyi	2.8200	5800.0	74	18484	No
50	GOM_NL__2PRFIN20050912_090957_000000432040_00394_18484_6686.N1	12-SEP-2005 09:09:57	Straylight	43.000	148	Alp Tuc	2.8780	4100.0	86	18484	No
51	GOM_NL__2PRFIN20050912_091339_000000382040_00394_18484_6687.N1	12-SEP-2005 09:13:39	Straylight	38.000	31	Alp Gru	1.7340	15200.	76	18484	No
52	GOM_NL__2PRFIN20050912_092223_000000402040_00394_18484_6688.N1	12-SEP-2005 09:22:23	Tw_i_and_stray	39.500	142	49Del Cap	2.8500	8900.0	79	18484	No
53	GOM_NL__2PRFIN20050912_092528_000000372040_00394_18484_6689.N1	12-SEP-2005 09:25:28	Bright	37.000	154	22Bet Aqr	2.8990	5700.0	74	18484	No
54	GOM_NL__2PRFIN20050912_092940_000000372040_00394_18484_6690.N1	12-SEP-2005 09:29:40	Bright	36.500	61	8Eps Peg	2.1000	3900.0	73	18484	No
55	GOM_NL__2PRFIN20050912_093651_000000372040_00394_18484_6691.N1	12-SEP-2005 09:36:51	Bright	36.500	92	53Eps Cyg	2.5000	4500.0	73	18484	No
56	GOM_NL__2PRFIN20050912_093855_000000382040_00394_18484_6692.N1	12-SEP-2005 09:38:55	Bright	37.500	66	37Gam Cyg	2.2080	5900.0	75	18484	No
57	GOM_NL__2PRFIN20050912_094058_000000362040_00394_18484_6693.N1	12-SEP-2005 09:40:58	Bright	36.000	144	18Del Cyg	2.8600	11000.	72	18484	No
58	GOM_NL__2PRFIN20050912_095252_000000372040_00394_18484_6694.N1	12-SEP-2005 09:52:52	Bright	36.500	60	7Bet UMi	2.0810	3950.0	73	18484	No
59	GOM_NL__2PRFIN20050912_095921_000000372040_00394_18484_6695.N1	12-SEP-2005 09:59:21	Bright	36.500	36	50Alp UMa	1.8000	6300.0	73	18484	No
60	GOM_NL__2PRFIN20050912_100046_000000332040_00394_18484_6696.N1	12-SEP-2005 10:00:46	Bright	32.500	82	48Bet UMa	2.3650	10600.	65	18484	No
61	GOM_NL__2PRFIN20050912_102936_000000422040_00394_18484_6697.N1	12-SEP-2005 10:29:36	Dark	42.000	65	Lam Vel	2.2040	4400.0	84	18484	No
62	GOM_NL__2PRFIN20050912_103252_000000402040_00394_18484_6698.N1	12-SEP-2005 10:32:52	Dark	40.000	46	Del Vel	1.9540	10600.	80	18484	No
63	GOM_NL__2PRFIN20050912_103422_000000462040_00394_18484_6699.N1	12-SEP-2005 10:34:22	Dark	45.500	41	Eps Car	1.8600	4100.0	91	18484	No
64	GOM_NL__2PRFIN20050912_104459_000000382040_00395_18485_6685.N1	12-SEP-2005 10:44:59	Dark	37.500	135	Bet Hyi	2.8200	5800.0	75	18485	No
65	GOM_NL__2PRFIN20050912_105033_000000382040_00395_18485_6686.N1	12-SEP-2005 10:50:33	Straylight	38.000	148	Alp Tuc	2.8780	4100.0	76	18485	No
66	GOM_NL__2PRFIN20050912_105415_000000382040_00395_18485_6687.N1	12-SEP-2005 10:54:15	Straylight	37.500	31	Alp Gru	1.7340	15200.	75	18485	No
67	GOM_NL__2PRFIN20050912_105703_000000382040_00395_18485_6688.N1	12-SEP-2005 10:57:03	Straylight	37.500	172	Gam Gru	3.0030	13100.	75	18485	No
68	GOM_NL__2PRFIN20050912_110259_000000382040_00395_18485_6689.N1	12-SEP-2005 11:02:59	Tw_i_and_stray	38.000	142	49Del Cap	2.8500	8900.0	76	18485	No
69	GOM_NL__2PRFIN20050912_110604_000000372040_00395_18485_6690.N1	12-SEP-2005 11:06:04	Bright	37.000	154	22Bet Aqr	2.8990	5700.0	74	18485	No
70	GOM_NL__2PRFIN20050912_111015_000000382040_00395_18485_6691.N1	12-SEP-2005 11:10:15	Bright	37.500	61	8Eps Peg	2.1000	3900.0	75	18485	No
71	GOM_NL__2PRFIN20050912_111727_000000372040_00395_18485_6692.N1	12-SEP-2005 11:17:27	Bright	37.000	92	53Eps Cyg	2.5000	4500.0	74	18485	No
72	GOM_NL__2PRFIN20050912_111931_000000382040_00395_18485_6693.N1	12-SEP-2005 11:19:31	Bright	37.500	66	37Gam Cyg	2.2080	5900.0	75	18485	No
73	GOM_NL__2PRFIN20050912_112134_000000372040_00395_18485_6694.N1	12-SEP-2005 11:21:34	Bright	36.500	144	18Del Cyg	2.8600	11000.	73	18485	No
74	GOM_NL__2PRFIN20050912_113328_000000372040_00395_18485_6695.N1	12-SEP-2005 11:33:28	Bright	36.500	60	7Bet UMi	2.0810	3950.0	73	18485	No
75	GOM_NL__2PRFIN20050912_113957_000000342040_00395_18485_6696.N1	12-SEP-2005 11:39:57	Bright	33.500	36	50Alp UMa	1.8000	6300.0	67	18485	No
76	GOM_NL__2PRFIN20050912_114122_000000332040_00395_18485_6697.N1	12-SEP-2005 11:41:22	Bright	33.000	82	48Bet UMa	2.3650	10600.	66	18485	No
77	GOM_NL__2PRFIN20050912_121012_000000432040_00395_18485_6698.N1	12-SEP-2005 12:10:12	Dark	42.500	65	Lam Vel	2.2040	4400.0	85	18485	No
78	GOM_NL__2PRFIN20050912_121328_000000392040_00395_18485_6699.N1	12-SEP-2005 12:13:28	Dark	39.000	46	Del Vel	1.9540	10600.	78	18485	No
79	GOM_NL__2PRFIN20050912_121458_000000402040_00395_18485_6700.N1	12-SEP-2005 12:14:58	Dark	40.000	41	Eps Car	1.8600	4100.0	80	18485	No
80	GOM_NL__2PRFIN20050912_122535_000000382040_00396_18486_6685.N1	12-SEP-2005 12:25:35	Dark	38.000	135	Bet Hyi	2.8200	5800.0	76	18486	No
81	GOM_NL__2PRFIN20050912_123109_000000442040_00396_18486_6686.N1	12-SEP-2005 12:31:09	Straylight	44.000	148	Alp Tuc	2.8780	4100.0	88	18486	No
82	GOM_NL__2PRFIN20050912_123451_000000412040_00396_18486_6687.N1	12-SEP-2005 12:34:51	Straylight	40.500	31	Alp Gru	1.7340	15200.	81	18486	No
83	GOM_NL__2PRFIN20050912_123739_000000372040_00396_18486_6688.N1	12-SEP-2005 12:37:39	Straylight	36.500	172	Gam Gru	3.0030	13100.	73	18486	No
84	GOM_NL__2PRFIN20050912_124335_000000452040_00396_18486_6689.N1	12-SEP-2005 12:43:35	Tw_i_and_stray	45.000	142	49Del Cap	2.8500	8900.0	90	18486	No
85	GOM_NL__2PRFIN20050912_124640_000000372040_00396_18486_6690.N1	12-SEP-2005 12:46:40	Bright	36.500	154	22Bet Aqr	2.8990	5700.0	73	18486	No
86	GOM_NL__2PRFIN20050912_125051_000000372040_00396_18486_6691.N1	12-SEP-2005 12:50:51	Bright	37.000	61	8Eps Peg	2.1000	3900.0	74	18486	No
87	GOM_NL__2PRFIN20050912_125803_000000372040_00396_18486_6692.N1	12-SEP-2005 12:58:03	Bright	37.000	92	53Eps Cyg	2.5000	4500.0	74	18486	No
88	GOM_NL__2PRFIN20050912_130007_000000382040_00396_18486_6693.N1	12-SEP-2005 13:00:07	Bright	37.500	66	37Gam Cyg	2.2080	5900.0	75	18486	No
89	GOM_NL__2PRFIN20050912_130210_000000372040_00396_18486_6694.N1	12-SEP-2005 13:02:10	Bright	36.500	144	18Del Cyg	2.8600	11000.	73	18486	No
90	GOM_NL__2PRFIN20050912_131405_000000372040_00396_18486_6695.N1	12-SEP-2005 13:14:05	Bright	37.000	60	7Bet UMi	2.0810	3950.0	74	18486	No
91	GOM_NL__2PRFIN20050912_132033_000000332040_00396_18486_6696.N1	12-SEP-2005 13:20:33	Bright	32.500	36	50Alp UMa	1.8000	6300.0	65	18486	No
92	GOM_NL__2PRFIN20050912_132158_000000352040_00396_18486_6697.N1	12-SEP-2005 13:21:58	Bright	34.500	82	48Bet UMa	2.3650	10600.	69	18486	No
93	GOM_NL__2PRFIN20050912_135048_000000432040_00396_18486_6698.N1	12-SEP-2005 13:50:48	Dark	43.000	65	Lam Vel	2.2040	4400.0	86	18486	No
94	GOM_NL__2PRFIN20050912_135404_000000402040_00396_18486_6699.N1	12-SEP-2005 13:54:04	Dark	39.500	46	Del Vel	1.9540	10600.	79	18486	No
95	GOM_NL__2PRFIN20050912_135534_000000442040_00396_18486_6700.N1	12-SEP-2005 13:55:34	Dark	44.000	41	Eps Car	1.8600	4100.0	88	18486	No
96	GOM_NL__2PRFIN20050912_140611_000000372040_00397_18487_6685.N1	12-SEP-2005 14:06:11	Dark	37.000	135	Bet Hyi	2.8200	5800.0	74	18487	No
97	GOM_NL__2PRFIN20050912_141145_000000372040_00397_18487_6686.N1	12-SEP-2005 14:11:45	Straylight	37.000	148	Alp Tuc	2.8780	4100.0	74	18487	No
98	GOM_NL__2PRFIN20050912_141528_000000432040_00397_18487_6687.N1	12-SEP-2005 14:15:28	Straylight	42.500	31	Alp Gru	1.7340	15200.	85	18487	No
99	GOM_NL__2PRFIN20050912_141815_000000372040_00397_18487_6688.N1	12-SEP-2005 14:18:15	Straylight	36.500	172	Gam Gru	3.0030	13100.	73	18487	No
100	GOM_NL__2PRFIN20050912_142411_000000402040_00397_18487_6689.N1	12-SEP-2005 14:24:11	Tw_i_and_stray	39.500	142	49Del Cap	2.8500	8900.0	79	18487	No
101	GOM_NL__2PRFIN20050912_142716_000000362040_00397_18487_6690.N1	12-SEP-2005 14:27:16	Bright	36.000	154	22Bet Aqr	2.8990	5700.0	72	18487	No

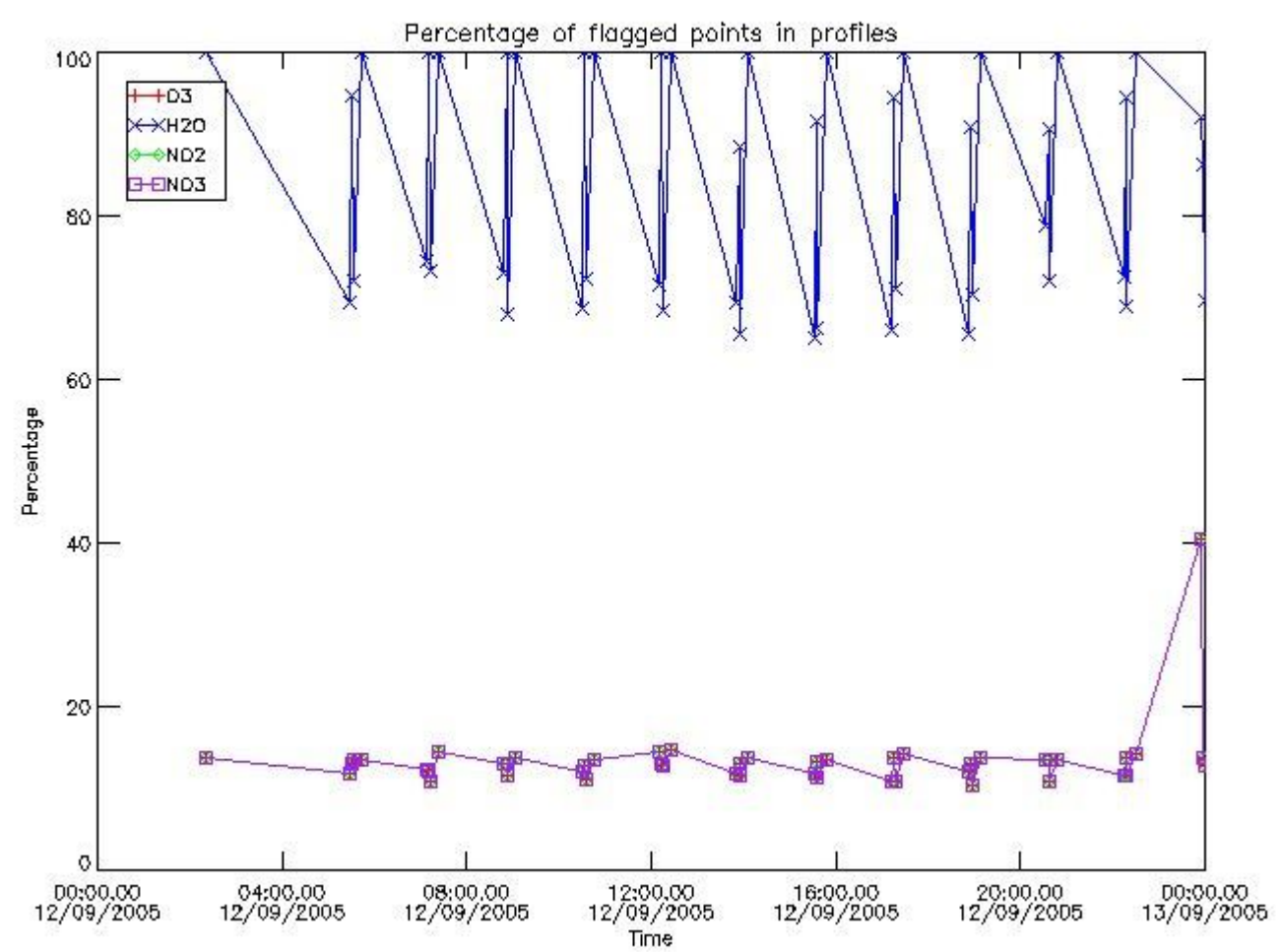
102	GOM_NL__2PRFIN20050912_143127_000000352040_00397_18487_6691.N1	12-SEP-2005 14:31:27	Bright	35.000	61	8Eps Peg	2.1000	3900.0	70	18487	No
103	GOM_NL__2PRFIN20050912_143839_000000362040_00397_18487_6692.N1	12-SEP-2005 14:38:39	Bright	36.000	92	53Eps Cyg	2.5000	4500.0	72	18487	No
104	GOM_NL__2PRFIN20050912_144043_000000342040_00397_18487_6693.N1	12-SEP-2005 14:40:43	Bright	33.500	66	37Gam Cyg	2.2080	5900.0	67	18487	No
105	GOM_NL__2PRFIN20050912_144246_000000362040_00397_18487_6694.N1	12-SEP-2005 14:42:46	Bright	35.500	144	18Del Cyg	2.8600	11000.	71	18487	No
106	GOM_NL__2PRFIN20050912_145441_000000362040_00397_18487_6695.N1	12-SEP-2005 14:54:41	Bright	36.000	60	7Bet UMi	2.0810	3950.0	72	18487	No
107	GOM_NL__2PRFIN20050912_150109_000000352040_00397_18487_6696.N1	12-SEP-2005 15:01:09	Bright	34.500	36	50Alp UMa	1.8000	6300.0	69	18487	No
108	GOM_NL__2PRFIN20050912_150234_000000372040_00397_18487_6697.N1	12-SEP-2005 15:02:34	Bright	36.500	82	48Bet UMa	2.3650	10600.	73	18487	No
109	GOM_NL__2PRFIN20050912_153124_000000442040_00397_18487_6698.N1	12-SEP-2005 15:31:24	Dark	43.500	65	Lam Vel	2.2040	4400.0	87	18487	No
110	GOM_NL__2PRFIN20050912_153440_000000422040_00397_18487_6699.N1	12-SEP-2005 15:34:40	Dark	42.000	46	Del Vel	1.9540	10600.	84	18487	No
111	GOM_NL__2PRFIN20050912_153610_000000452040_00397_18487_6700.N1	12-SEP-2005 15:36:10	Dark	45.000	41	Eps Car	1.8600	4100.0	90	18487	No
112	GOM_NL__2PRFIN20050912_154647_000000382040_00398_18488_6685.N1	12-SEP-2005 15:46:47	Dark	37.500	135	Bet Hyi	2.8200	5800.0	75	18488	No
113	GOM_NL__2PRFIN20050912_155221_000000432040_00398_18488_6686.N1	12-SEP-2005 15:52:21	Straylight	42.500	148	Alp Tuc	2.8780	4100.0	85	18488	No
114	GOM_NL__2PRFIN20050912_155604_000000372040_00398_18488_6687.N1	12-SEP-2005 15:56:04	Straylight	37.000	31	Alp Gru	1.7340	15200.	74	18488	No
115	GOM_NL__2PRFIN20050912_155851_000000382040_00398_18488_6688.N1	12-SEP-2005 15:58:51	Straylight	37.500	172	Gam Gru	3.0030	13100.	75	18488	No
116	GOM_NL__2PRFIN20050912_160448_000000372040_00398_18488_6689.N1	12-SEP-2005 16:04:48	Tw_i_and_stray	36.500	142	49Del Cap	2.8500	8900.0	73	18488	No
117	GOM_NL__2PRFIN20050912_160752_000000362040_00398_18488_6690.N1	12-SEP-2005 16:07:52	Bright	36.000	154	22Bet Aqr	2.8990	5700.0	72	18488	No
118	GOM_NL__2PRFIN20050912_161204_000000372040_00398_18488_6691.N1	12-SEP-2005 16:12:04	Bright	36.500	61	8Eps Peg	2.1000	3900.0	73	18488	No
119	GOM_NL__2PRFIN20050912_161916_000000342040_00398_18488_6692.N1	12-SEP-2005 16:19:16	Bright	33.500	92	53Eps Cyg	2.5000	4500.0	67	18488	No
120	GOM_NL__2PRFIN20050912_162120_000000382040_00398_18488_6693.N1	12-SEP-2005 16:21:20	Bright	37.500	66	37Gam Cyg	2.2080	5900.0	75	18488	No
121	GOM_NL__2PRFIN20050912_162323_000000372040_00398_18488_6694.N1	12-SEP-2005 16:23:23	Bright	36.500	144	18Del Cyg	2.8600	11000.	73	18488	No
122	GOM_NL__2PRFIN20050912_163517_000000382040_00398_18488_6695.N1	12-SEP-2005 16:35:17	Bright	38.000	60	7Bet UMi	2.0810	3950.0	76	18488	No
123	GOM_NL__2PRFIN20050912_164145_000000352040_00398_18488_6696.N1	12-SEP-2005 16:41:45	Bright	35.000	36	50Alp UMa	1.8000	6300.0	70	18488	No
124	GOM_NL__2PRFIN20050912_164311_000000332040_00398_18488_6697.N1	12-SEP-2005 16:43:11	Bright	33.000	82	48Bet UMa	2.3650	10600.	66	18488	No
125	GOM_NL__2PRFIN20050912_171200_000000482040_00398_18488_6698.N1	12-SEP-2005 17:12:00	Dark	47.500	65	Lam Vel	2.2040	4400.0	95	18488	No
126	GOM_NL__2PRFIN20050912_171516_000000372040_00398_18488_6699.N1	12-SEP-2005 17:15:16	Dark	37.000	46	Del Vel	1.9540	10600.	74	18488	No
127	GOM_NL__2PRFIN20050912_171646_000000472040_00398_18488_6700.N1	12-SEP-2005 17:16:46	Dark	47.000	41	Eps Car	1.8600	4100.0	94	18488	No
128	GOM_NL__2PRFIN20050912_172723_000000362040_00399_18489_6685.N1	12-SEP-2005 17:27:23	Dark	36.000	135	Bet Hyi	2.8200	5800.0	72	18489	No
129	GOM_NL__2PRFIN20050912_173257_000000412040_00399_18489_6686.N1	12-SEP-2005 17:32:57	Straylight	41.000	148	Alp Tuc	2.8780	4100.0	82	18489	No
130	GOM_NL__2PRFIN20050912_173640_000000422040_00399_18489_6687.N1	12-SEP-2005 17:36:40	Straylight	42.000	31	Alp Gru	1.7340	15200.	84	18489	No
131	GOM_NL__2PRFIN20050912_173927_000000362040_00399_18489_6688.N1	12-SEP-2005 17:39:27	Straylight	36.000	172	Gam Gru	3.0030	13100.	72	18489	No
132	GOM_NL__2PRFIN20050912_174524_000000402040_00399_18489_6689.N1	12-SEP-2005 17:45:24	Tw_i_and_stray	40.000	142	49Del Cap	2.8500	8900.0	80	18489	No
133	GOM_NL__2PRFIN20050912_174828_000000382040_00399_18489_6690.N1	12-SEP-2005 17:48:28	Bright	37.500	154	22Bet Aqr	2.8990	5700.0	75	18489	No
134	GOM_NL__2PRFIN20050912_175240_000000372040_00399_18489_6691.N1	12-SEP-2005 17:52:40	Bright	36.500	61	8Eps Peg	2.1000	3900.0	73	18489	No
135	GOM_NL__2PRFIN20050912_175952_000000372040_00399_18489_6692.N1	12-SEP-2005 17:59:52	Bright	37.000	92	53Eps Cyg	2.5000	4500.0	74	18489	No
136	GOM_NL__2PRFIN20050912_180156_000000362040_00399_18489_6693.N1	12-SEP-2005 18:01:56	Bright	35.500	66	37Gam Cyg	2.2080	5900.0	71	18489	No
137	GOM_NL__2PRFIN20050912_180359_000000362040_00399_18489_6694.N1	12-SEP-2005 18:03:59	Bright	36.000	144	18Del Cyg	2.8600	11000.	72	18489	No
138	GOM_NL__2PRFIN20050912_181554_000000372040_00399_18489_6695.N1	12-SEP-2005 18:15:54	Bright	37.000	60	7Bet UMi	2.0810	3950.0	74	18489	No
139	GOM_NL__2PRFIN20050912_182221_000000332040_00399_18489_6696.N1	12-SEP-2005 18:22:21	Bright	33.000	36	50Alp UMa	1.8000	6300.0	66	18489	No
140	GOM_NL__2PRFIN20050912_182347_000000342040_00399_18489_6697.N1	12-SEP-2005 18:23:47	Bright	34.000	82	48Bet UMa	2.3650	10600.	68	18489	No
141	GOM_NL__2PRFIN20050912_185236_000000432040_00399_18489_6698.N1	12-SEP-2005 18:52:36	Dark	42.500	65	Lam Vel	2.2040	4400.0	85	18489	No
142	GOM_NL__2PRFIN20050912_185552_000000392040_00399_18489_6699.N1	12-SEP-2005 18:55:52	Dark	39.000	46	Del Vel	1.9540	10600.	78	18489	No
143	GOM_NL__2PRFIN20050912_185723_000000502040_00399_18489_6700.N1	12-SEP-2005 18:57:23	Dark	49.500	41	Eps Car	1.8600	4100.0	99	18489	No
144	GOM_NL__2PRFIN20050912_190759_000000372040_00400_18490_6705.N1	12-SEP-2005 19:07:59	Dark	37.000	135	Bet Hyi	2.8200	5800.0	74	18490	No
145	GOM_NL__2PRFIN20050912_191333_000000412040_00400_18490_6706.N1	12-SEP-2005 19:13:33	Straylight	40.500	148	Alp Tuc	2.8780	4100.0	81	18490	No
146	GOM_NL__2PRFIN20050912_191716_000000392040_00400_18490_6707.N1	12-SEP-2005 19:17:16	Straylight	39.000	31	Alp Gru	1.7340	15200.	78	18490	No
147	GOM_NL__2PRFIN20050912_192003_000000362040_00400_18490_6708.N1	12-SEP-2005 19:20:03	Straylight	36.000	172	Gam Gru	3.0030	13100.	72	18490	No
148	GOM_NL__2PRFIN20050912_192600_000000382040_00400_18490_6709.N1	12-SEP-2005 19:26:00	Tw_i_and_stray	37.500	142	49Del Cap	2.8500	8900.0	75	18490	No
149	GOM_NL__2PRFIN20050912_192905_000000372040_00400_18490_6710.N1	12-SEP-2005 19:29:05	Bright	37.000	154	22Bet Aqr	2.8990	5700.0	74	18490	No
150	GOM_NL__2PRFIN20050912_193316_000000362040_00400_18490_6711.N1	12-SEP-2005 19:33:16	Bright	36.000	61	8Eps Peg	2.1000	3900.0	72	18490	No
151	GOM_NL__2PRFIN20050912_194028_000000372040_00400_18490_6712.N1	12-SEP-2005 19:40:28	Bright	36.500	92	53Eps Cyg	2.5000	4500.0	73	18490	No
152	GOM_NL__2PRFIN20050912_194232_000000382040_00400_18490_6713.N1	12-SEP-2005 19:42:32	Bright	37.500	66	37Gam Cyg	2.2080	5900.0	75	18490	No
153	GOM_NL__2PRFIN20050912_194436_000000372040_00400_18490_6714.N1	12-SEP-2005 19:44:36	Bright	36.500	144	18Del Cyg	2.8600	11000.	73	18490	No
154	GOM_NL__2PRFIN20050912_195630_000000362040_00400_18490_6715.N1	12-SEP-2005 19:56:30	Bright	35.500	60	7Bet UMi	2.0810	3950.0	71	18490	No
155	GOM_NL__2PRFIN20050912_200257_000000342040_00400_18490_6716.N1	12-SEP-2005 20:02:57	Bright	33.500	36	50Alp UMa	1.8000	6300.0	67	18490	No
156	GOM_NL__2PRFIN20050912_200423_000000332040_00400_18490_6717.N1	12-SEP-2005 20:04:23	Bright	33.000	82	48Bet UMa	2.3650	10600.	66	18490	No
157	GOM_NL__2PRFIN20050912_203312_000000382040_00400_18490_6718.N1	12-SEP-2005 20:33:12	Dark	38.000	65	Lam Vel	2.2040	4400.0	76	18490	No
158	GOM_NL__2PRFIN20050912_203628_000000382040_00400_18490_6719.N1	12-SEP-2005 20:36:28	Dark	37.500	46	Del Vel	1.9540	10600.	75	18490	No
159	GOM_NL__2PRFIN20050912_203759_000000472040_00400_18490_6720.N1	12-SEP-2005 20:37:59	Dark	47.000	41	Eps Car	1.8600	4100.0	94	18490	No
160	GOM_NL__2PRFIN20050912_204835_000000382040_00401_18491_6705.N1	12-SEP-2005 20:48:35	Dark	37.500	135	Bet Hyi	2.8200	5800.0	75	18491	No

161	GOM_NL__2PRFIN20050912_205409_000000452040_00401_18491_6706.N1	12-SEP-2005 20:54:09	Straylight	45.000	148	Alp Tuc	2.8780	4100.0	90	18491	No
162	GOM_NL__2PRFIN20050912_205752_000000372040_00401_18491_6707.N1	12-SEP-2005 20:57:52	Straylight	37.000	31	Alp Gru	1.7340	15200.	74	18491	No
163	GOM_NL__2PRFIN20050912_210039_000000372040_00401_18491_6708.N1	12-SEP-2005 21:00:39	Straylight	37.000	172	Gam Gru	3.0030	13100.	74	18491	No
164	GOM_NL__2PRFIN20050912_210636_000000382040_00401_18491_6709.N1	12-SEP-2005 21:06:36	Twl_and_stray	38.000	142	49Del Cap	2.8500	8900.0	76	18491	No
165	GOM_NL__2PRFIN20050912_210941_000000362040_00401_18491_6710.N1	12-SEP-2005 21:09:41	Bright	35.500	154	22Bet Aqr	2.8990	5700.0	71	18491	No
166	GOM_NL__2PRFIN20050912_211352_000000362040_00401_18491_6711.N1	12-SEP-2005 21:13:52	Bright	36.000	61	8Eps Peg	2.1000	3900.0	72	18491	No
167	GOM_NL__2PRFIN20050912_212104_000000372040_00401_18491_6712.N1	12-SEP-2005 21:21:04	Bright	37.000	92	53Eps Cyg	2.5000	4500.0	74	18491	No
168	GOM_NL__2PRFIN20050912_212308_000000382040_00401_18491_6713.N1	12-SEP-2005 21:23:08	Bright	37.500	66	37Gam Cyg	2.2080	5900.0	75	18491	No
169	GOM_NL__2PRFIN20050912_212512_000000372040_00401_18491_6714.N1	12-SEP-2005 21:25:12	Bright	36.500	144	18Del Cyg	2.8600	11000.	73	18491	No
170	GOM_NL__2PRFIN20050912_213706_000000372040_00401_18491_6715.N1	12-SEP-2005 21:37:06	Bright	36.500	60	7Bet UMi	2.0810	3950.0	73	18491	No
171	GOM_NL__2PRFIN20050912_214334_000000352040_00401_18491_6716.N1	12-SEP-2005 21:43:34	Bright	34.500	36	50Alp UMa	1.8000	6300.0	69	18491	No
172	GOM_NL__2PRFIN20050912_214459_000000332040_00401_18491_6717.N1	12-SEP-2005 21:44:59	Bright	33.000	82	48Bet UMa	2.3650	10600.	66	18491	No
173	GOM_NL__2PRFIN20050912_221348_000000442040_00401_18491_6718.N1	12-SEP-2005 22:13:48	Dark	44.000	65	Lam Vel	2.2040	4400.0	88	18491	No
174	GOM_NL__2PRFIN20050912_221704_000000372040_00401_18491_6719.N1	12-SEP-2005 22:17:04	Dark	37.000	46	Del Vel	1.9540	10600.	74	18491	No
175	GOM_NL__2PRFIN20050912_221835_000000442040_00401_18491_6720.N1	12-SEP-2005 22:18:35	Dark	44.000	41	Eps Car	1.8600	4100.0	88	18491	No
176	GOM_NL__2PRFIN20050912_222911_000000362040_00402_18492_6707.N1	12-SEP-2005 22:29:11	Dark	36.000	135	Bet Hyi	2.8200	5800.0	72	18492	No
177	GOM_NL__2PRFIN20050912_223445_000000382040_00402_18492_6708.N1	12-SEP-2005 22:34:45	Straylight	38.000	148	Alp Tuc	2.8780	4100.0	76	18492	No
178	GOM_NL__2PRFIN20050912_223828_000000402040_00402_18492_6709.N1	12-SEP-2005 22:38:28	Straylight	39.500	31	Alp Gru	1.7340	15200.	79	18492	No
179	GOM_NL__2PRFIN20050912_224115_000000372040_00402_18492_6710.N1	12-SEP-2005 22:41:15	Straylight	36.500	172	Gam Gru	3.0030	13100.	73	18492	No
180	GOM_NL__2PRFIN20050912_224712_000000402040_00402_18492_6711.N1	12-SEP-2005 22:47:12	Twl_and_stray	40.000	142	49Del Cap	2.8500	8900.0	80	18492	No
181	GOM_NL__2PRFIN20050912_225017_000000372040_00402_18492_6712.N1	12-SEP-2005 22:50:17	Bright	36.500	154	22Bet Aqr	2.8990	5700.0	73	18492	No
182	GOM_NL__2PRFIN20050912_225428_000000362040_00402_18492_6713.N1	12-SEP-2005 22:54:28	Bright	36.000	61	8Eps Peg	2.1000	3900.0	72	18492	No
183	GOM_NL__2PRFIN20050912_230140_000000342040_00402_18492_6714.N1	12-SEP-2005 23:01:40	Bright	34.000	92	53Eps Cyg	2.5000	4500.0	68	18492	No
184	GOM_NL__2PRFIN20050912_230345_000000362040_00402_18492_6715.N1	12-SEP-2005 23:03:45	Bright	35.500	66	37Gam Cyg	2.2080	5900.0	71	18492	No
185	GOM_NL__2PRFIN20050912_230548_000000372040_00402_18492_6716.N1	12-SEP-2005 23:05:48	Bright	36.500	144	18Del Cyg	2.8600	11000.	73	18492	No
186	GOM_NL__2PRFIN20050912_231742_000000352040_00402_18492_6717.N1	12-SEP-2005 23:17:42	Bright	34.500	60	7Bet UMi	2.0810	3950.0	69	18492	No
187	GOM_NL__2PRFIN20050912_232410_000000522040_00402_18492_6718.N1	12-SEP-2005 23:24:10	Bright	52.000	36	50Alp UMa	1.8000	6300.0	104	18492	No
188	GOM_NL__2PRFIN20050912_232535_000000522040_00402_18492_6719.N1	12-SEP-2005 23:25:35	Bright	51.500	82	48Bet UMa	2.3650	10600.	103	18492	No
189	GOM_NL__2PRFIN20050912_235424_000000452040_00402_18492_6720.N1	12-SEP-2005 23:54:24	Dark	45.000	65	Lam Vel	2.2040	4400.0	90	18492	No
190	GOM_NL__2PRFIN20050912_235740_000000372040_00402_18492_6721.N1	12-SEP-2005 23:57:40	Dark	37.000	46	Del Vel	1.9540	10600.	74	18492	No
191	GOM_NL__2PRFIN20050912_235911_000000402040_00402_18492_6722.N1	12-SEP-2005 23:59:11	Dark	40.000	41	Eps Car	1.8600	4100.0	80	18492	No

3. Quality information per product

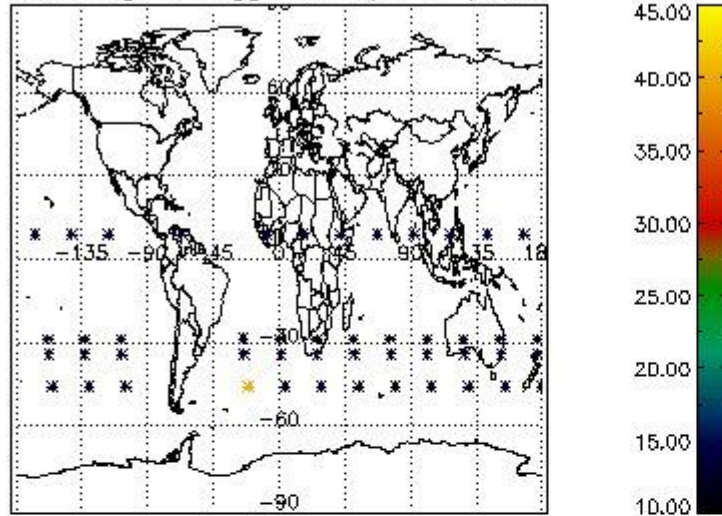
In this section it is plotted some information contained in the Quality Summary data set of the level 2 products. Only products in dark limb conditions and without errors (error flag in the MPH set to "0") are used.

3.1 Plot quality information per product (time dependant)

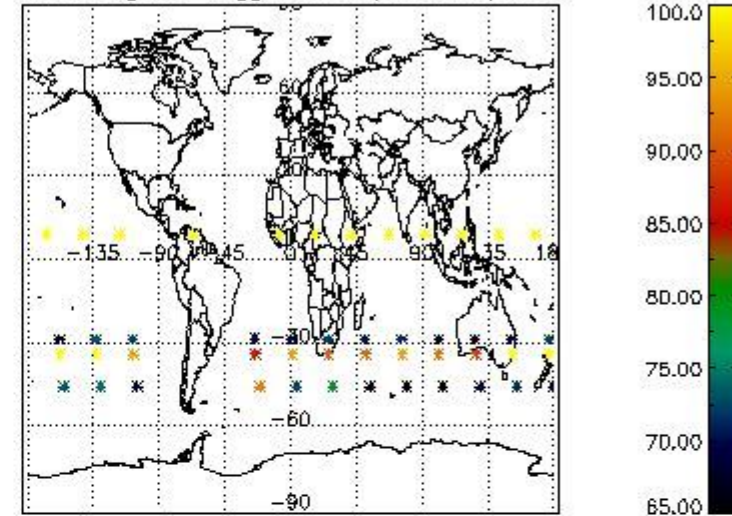


3.2 Plot quality information per product (world map)

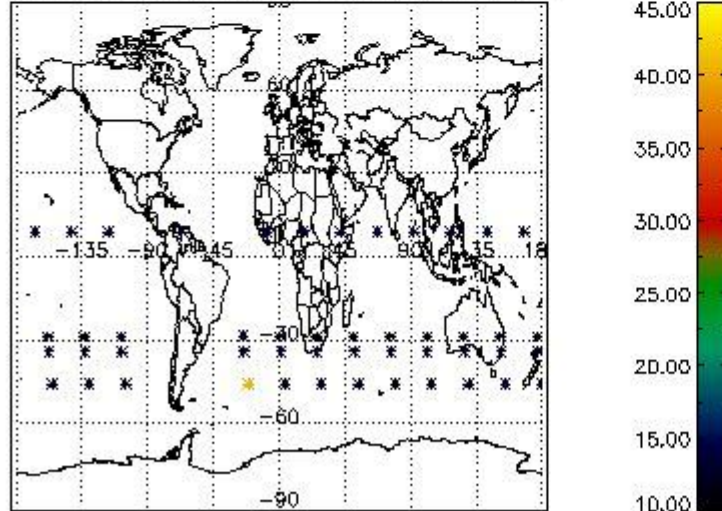
Percentage of flagged data per O3 profile



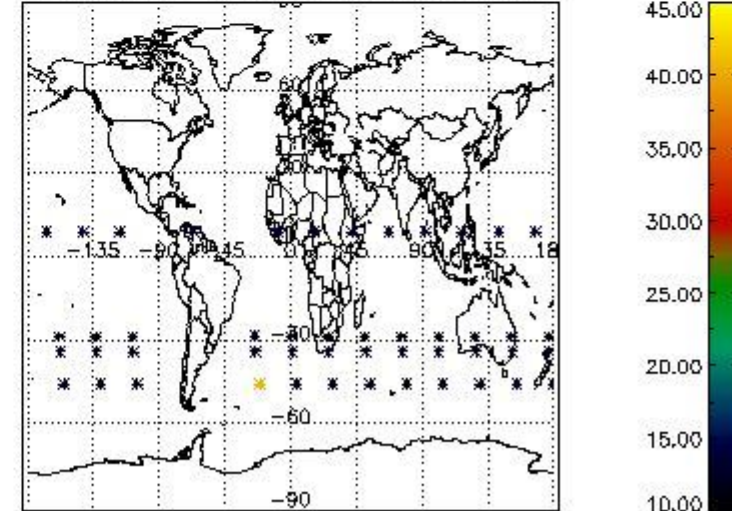
Percentage of flagged data per H2O profile



Percentage of flagged data per NO2 profile



Percentage of flagged data per NO3 profile

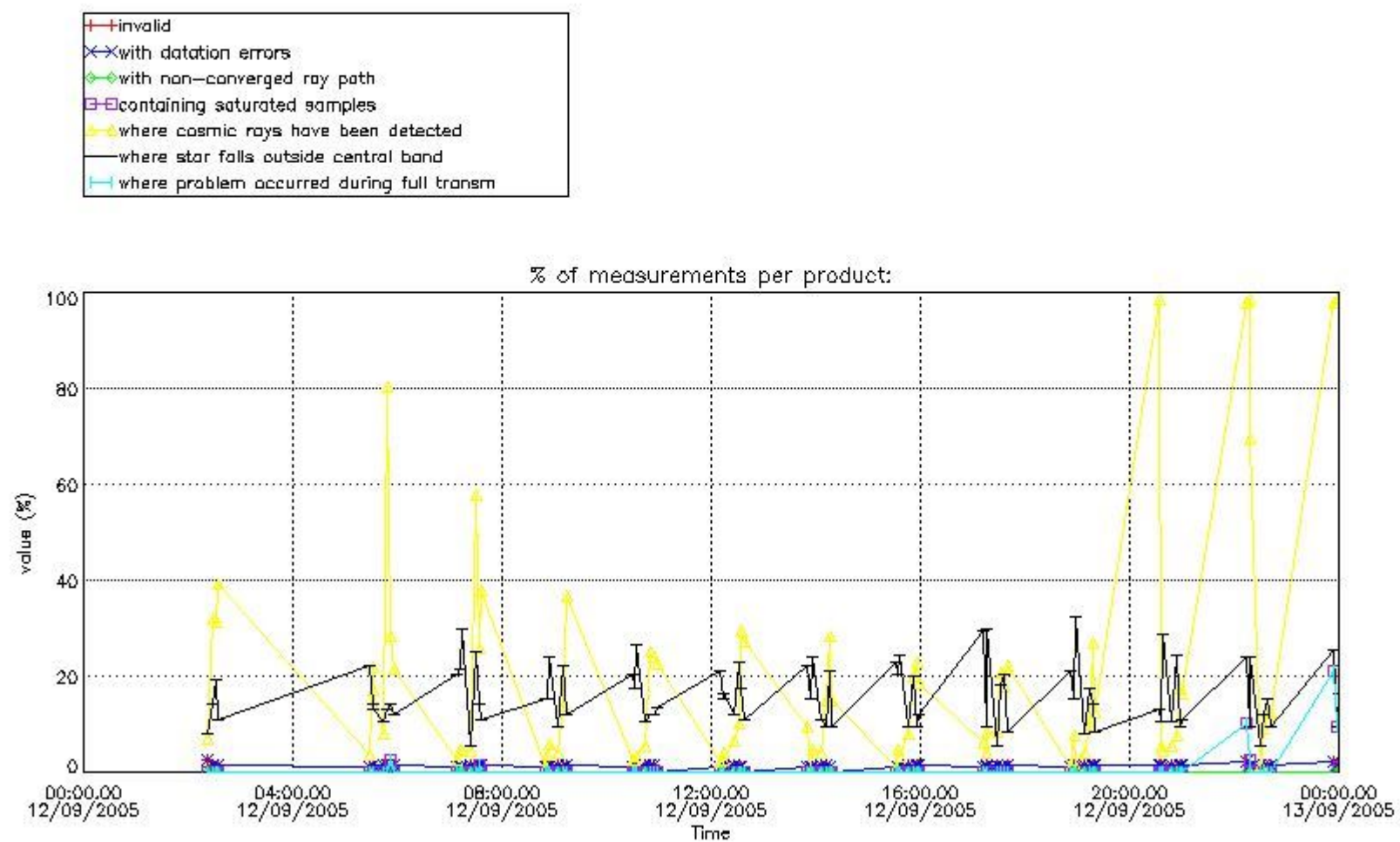


4. Level 1 quality information per product

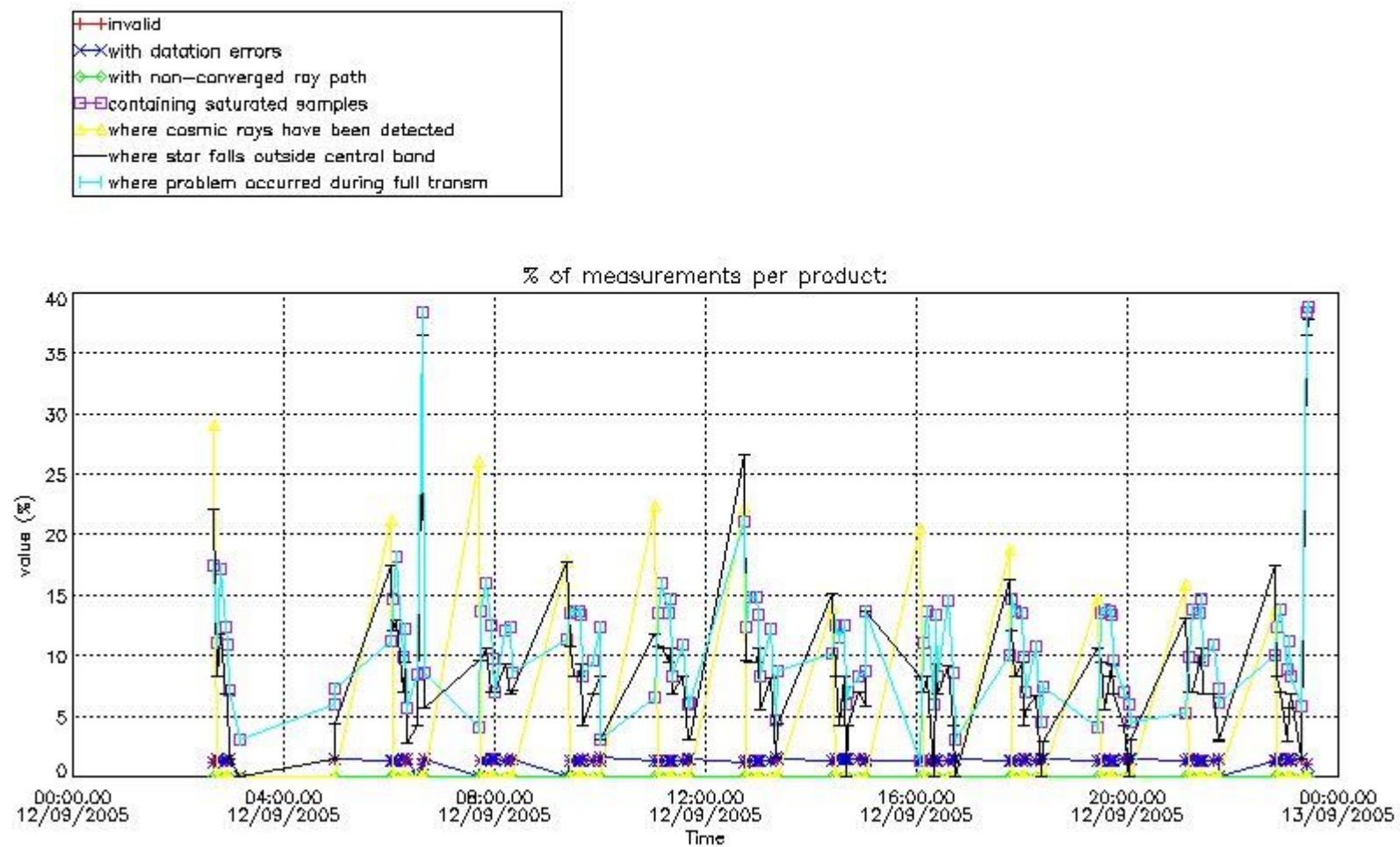
In this section it is plotted some information contained in the Quality Summary data set of the level 2 products that comes from the level 1b processing. Products without errors (error flag in the MPH set to "0") are used.

4.1 Plot quality information per product (time dependant) coming from level 1b processing

4.1.1 Plot level 1 quality information per product (time dependant): ENVISAT ASCENDING passes



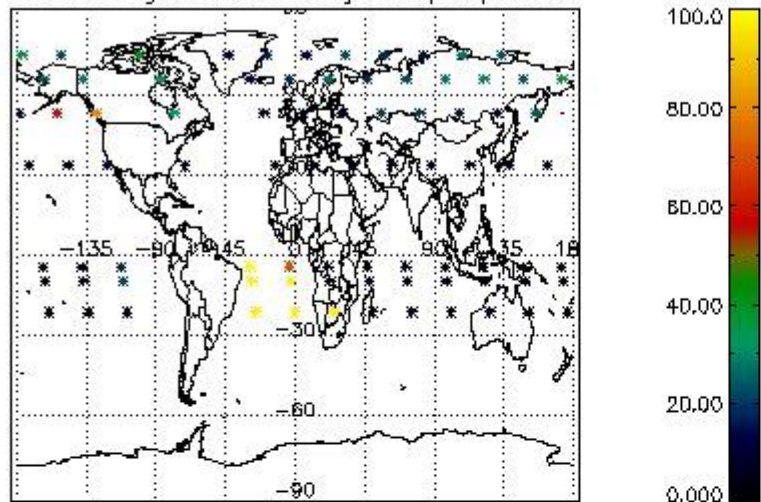
4.1.2 Plot level 1 quality information per product (time dependant): ENVI SAT DESCENDING passes



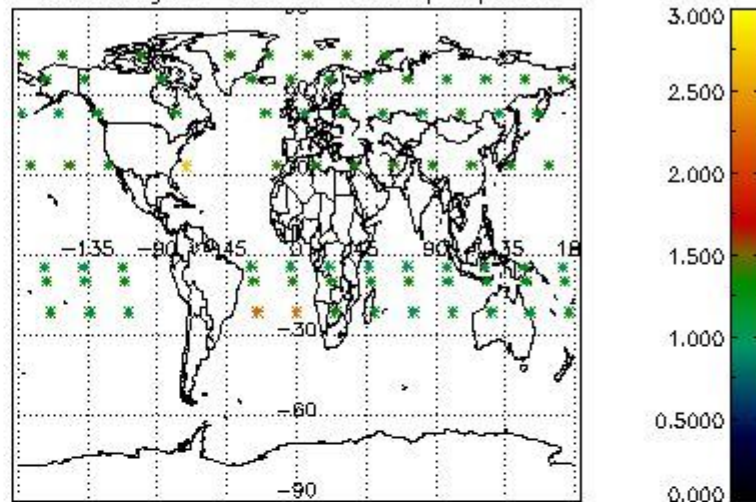
4.2 Plot quality information per product coming from level 1b processing (world map)

4.2.1 Plot level 1 quality information per product (world map): ENVISAT ASCENDING passes

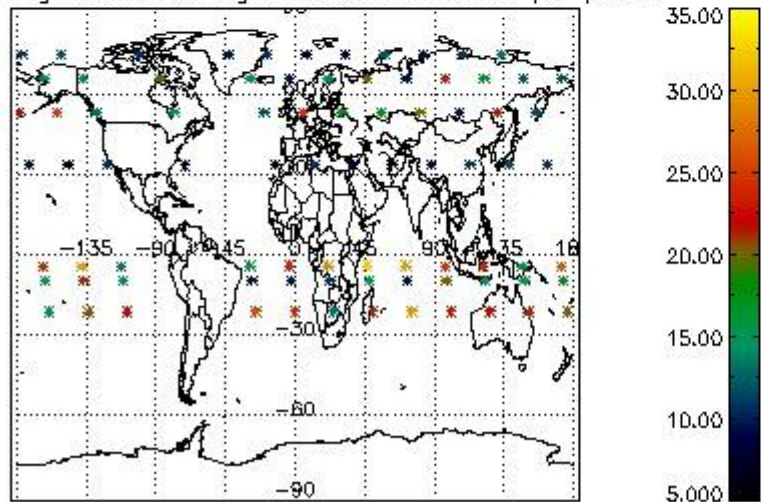
Percentage of cosmic ray hits per profile



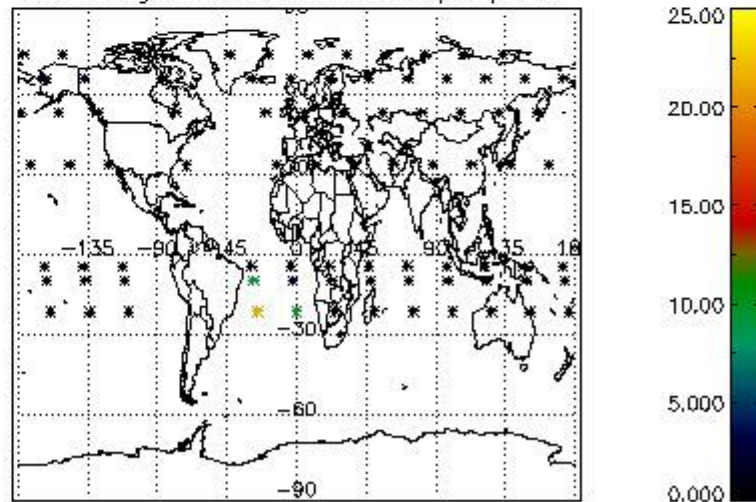
Percentage of datation errors per profile



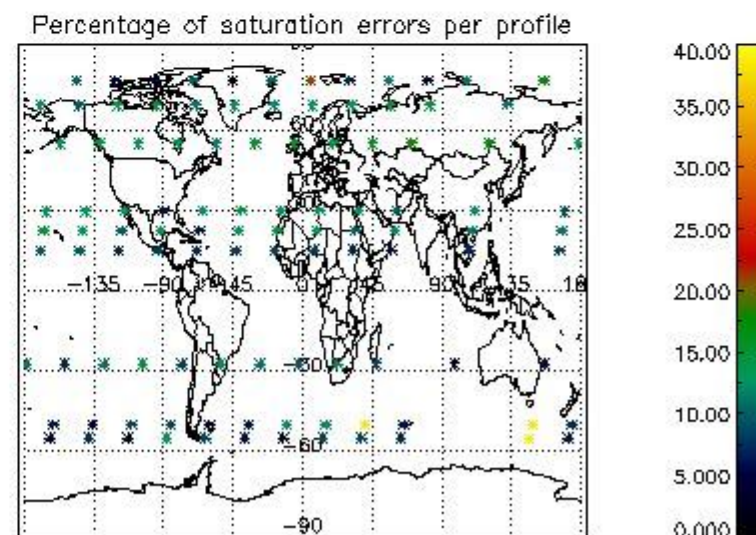
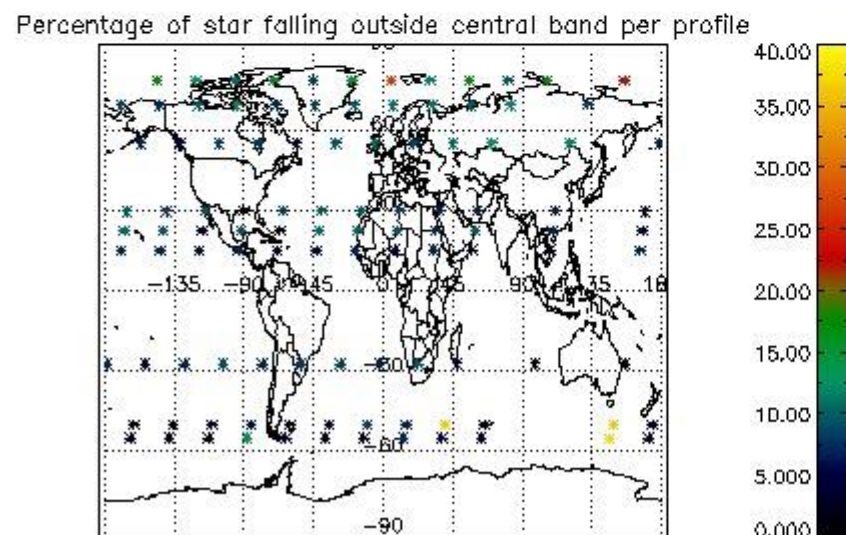
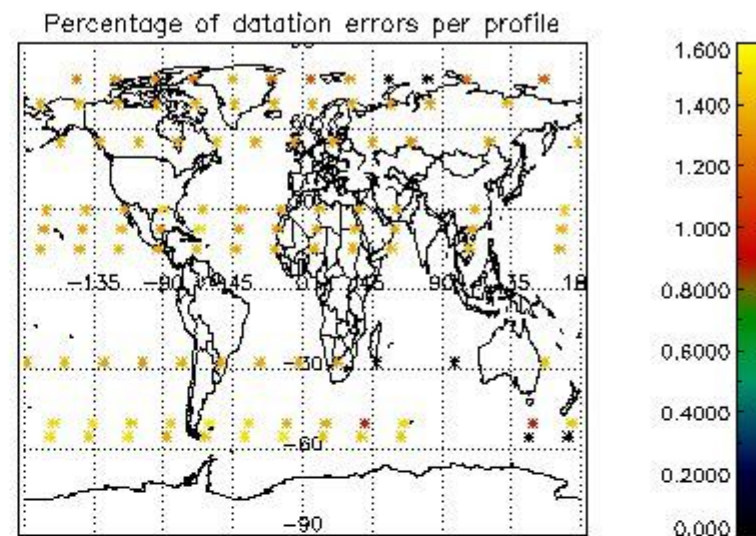
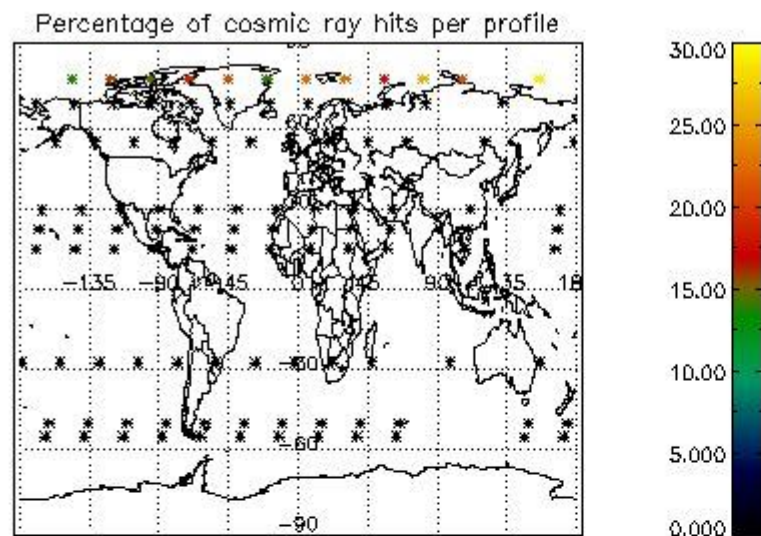
Percentage of star falling outside central band per profile



Percentage of saturation errors per profile



4.2.2 Plot level 1 quality information per product (world map): ENVISAT DESCENDING passes



5. Trace gas profiles

5.1 Ozone statistics based on quality of products

The final quality of the products can be "measured" using the STD (Standard Deviation) attached to every point profile. This information is written to the parameter GOM_NL__2P/NL_LOCAL_SPECIES_DENSITY/o3_std of the level 2 products. The table below shows the statistics for given STD ranges.

The statistics are given with respect to the overall valid production:

- Products without fatal errors: GOM_NL__2P/MPH/PRODUCT_ERR=0
- Valid point profile: GOM_NL__2P/NL_LOCAL_SPECIES_DENSITY/pcd(0)=0

The 'Criteria' is applied to valid points of dark limb products:

- Products in dark limb illumination condition: GOM_NL__2P/NL_SUMMARY_QUALITY/obs_ill_cond=0
- Products without fatal errors: GOM_NL__2P/MPH/PRODUCT_ERR=0
- Valid point profile: GOM_NL__2P/NL_LOCAL_SPECIES_DENSITY/pcd(0)=0

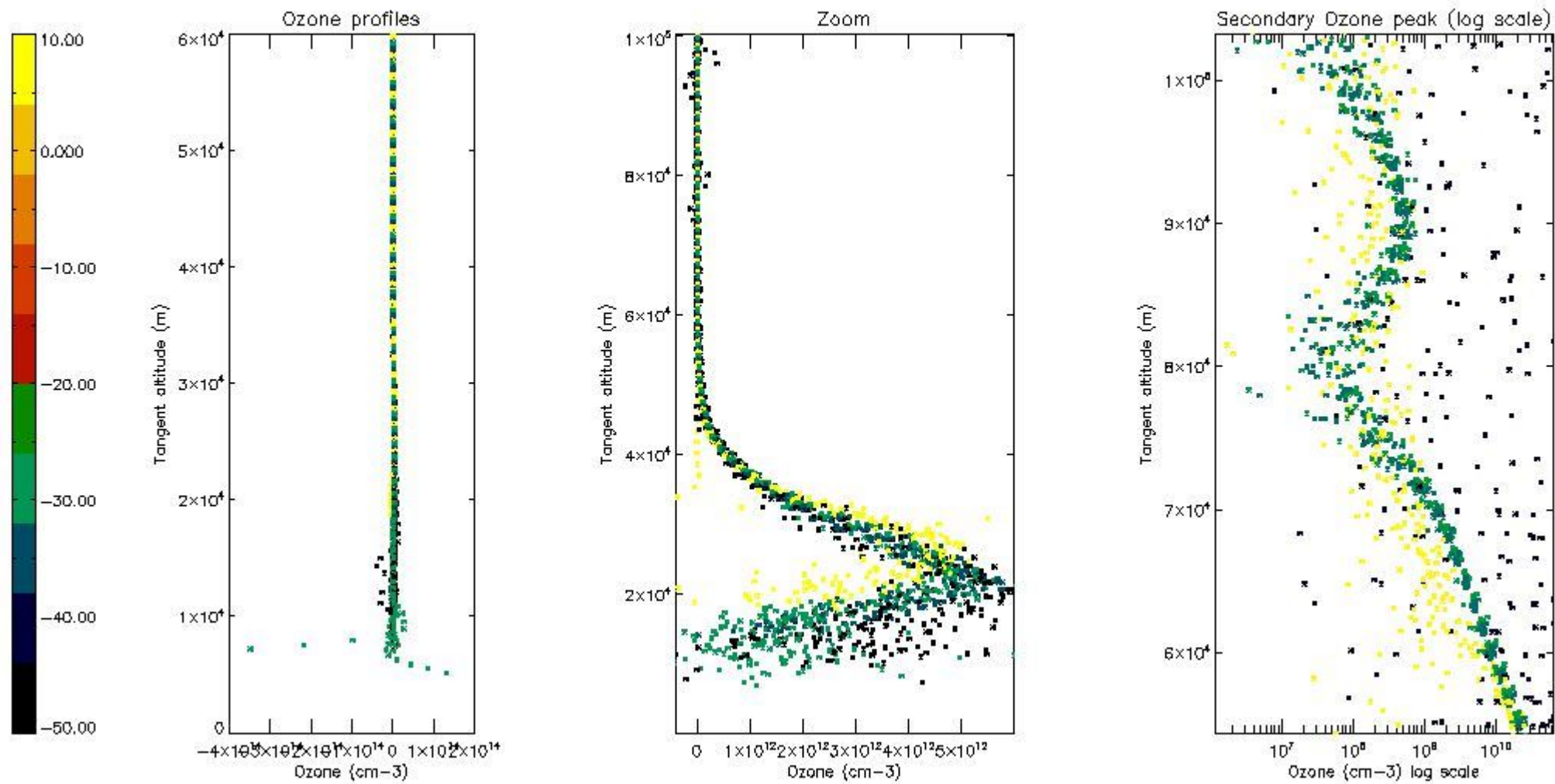
So, the table below shows the percentage of dark limb and valid observations for each criteria with respect to the overall valid daily observations.

Criteria	% of total production
All STD	28
STD < 20	13

STD < 10	9
STD < 5	3

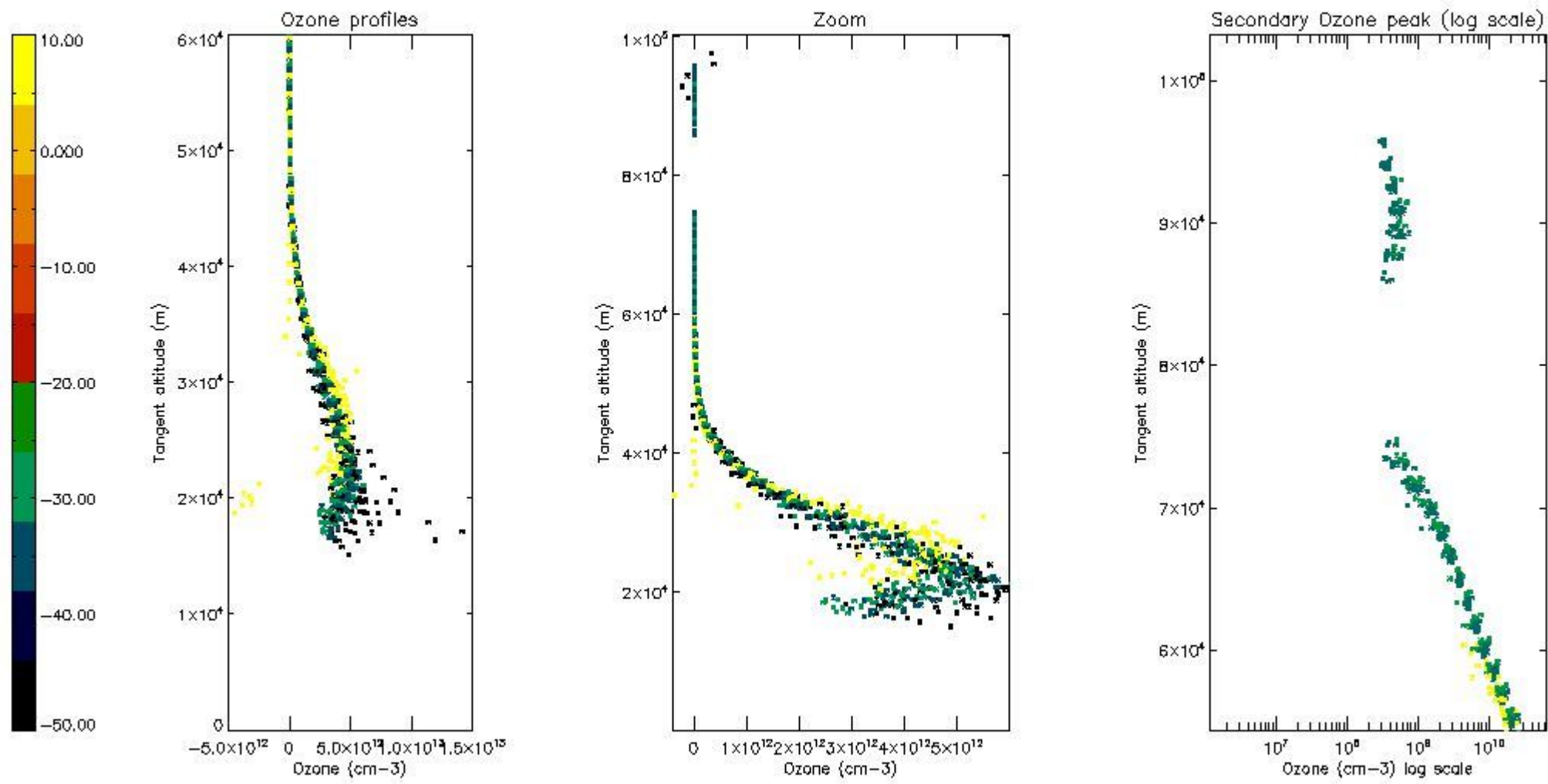
5.2 Plot ozone profiles for all STD (dark without errors)

The colorbar represents the latitude.



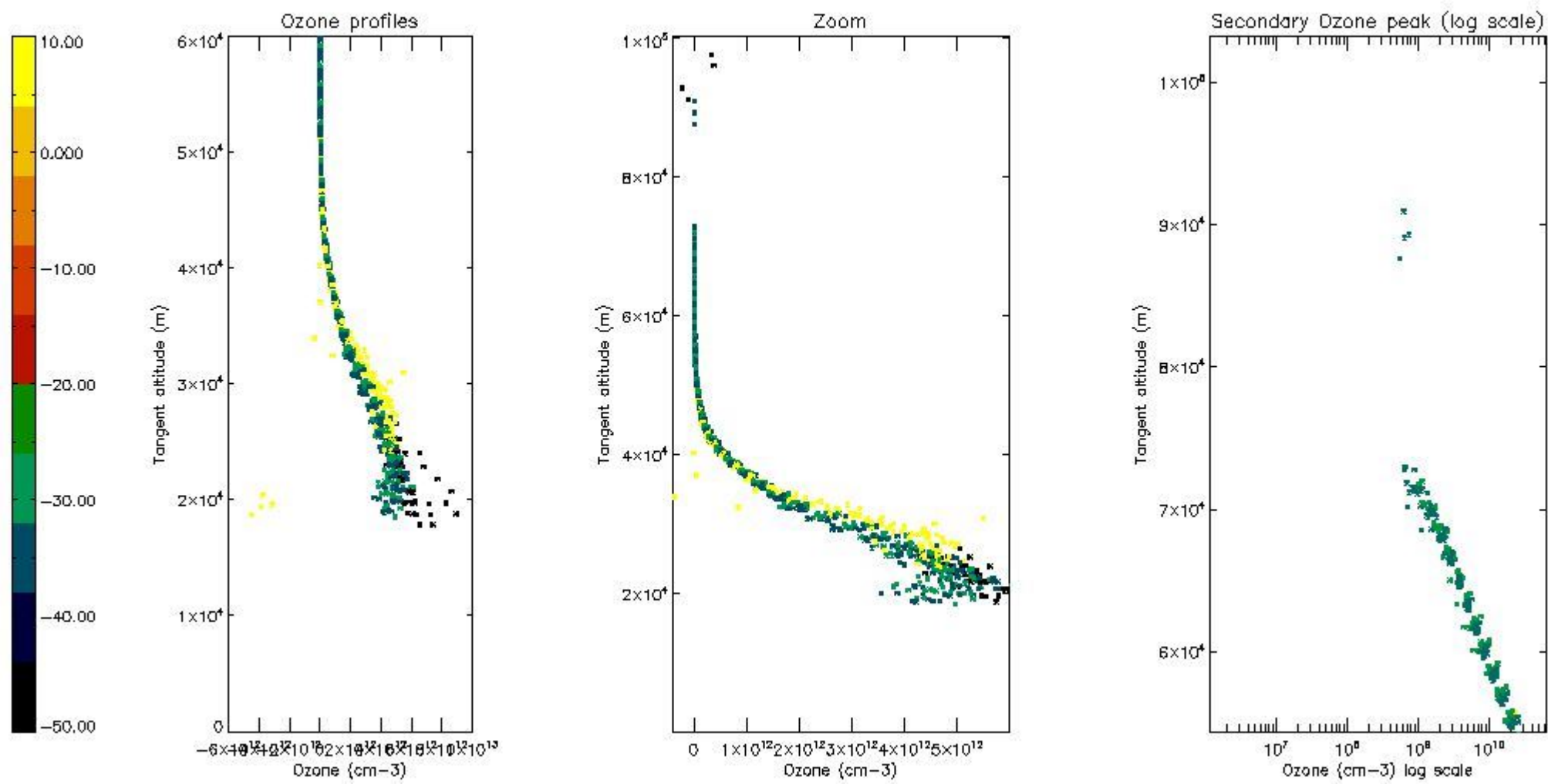
5.3 Plot ozone profiles where STD < 20% (dark without errors)

The colorbar represents the latitude.



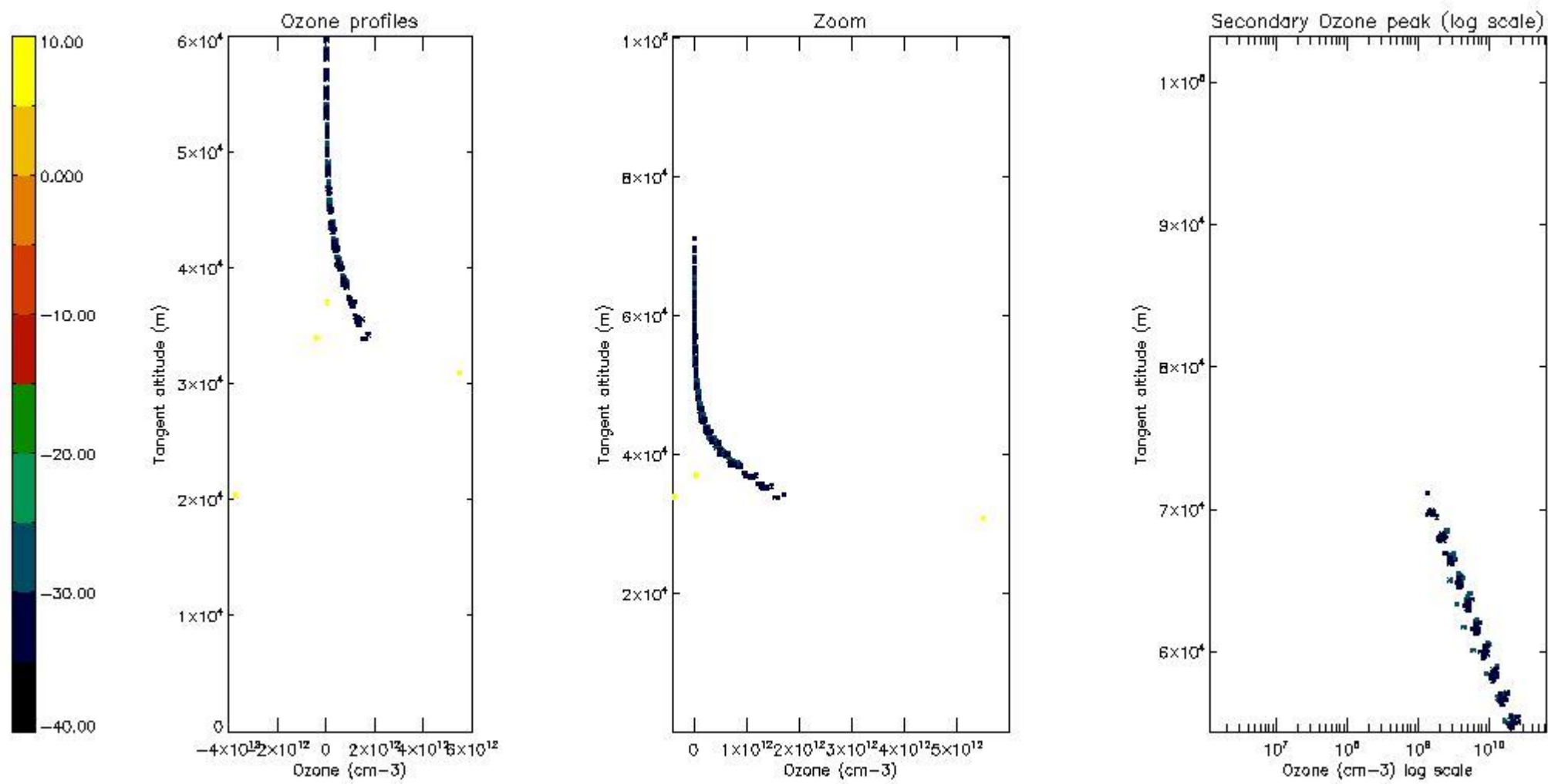
5.4 Plot ozone profiles where STD < 10% (dark without errors)

The colorbar represents the latitude.



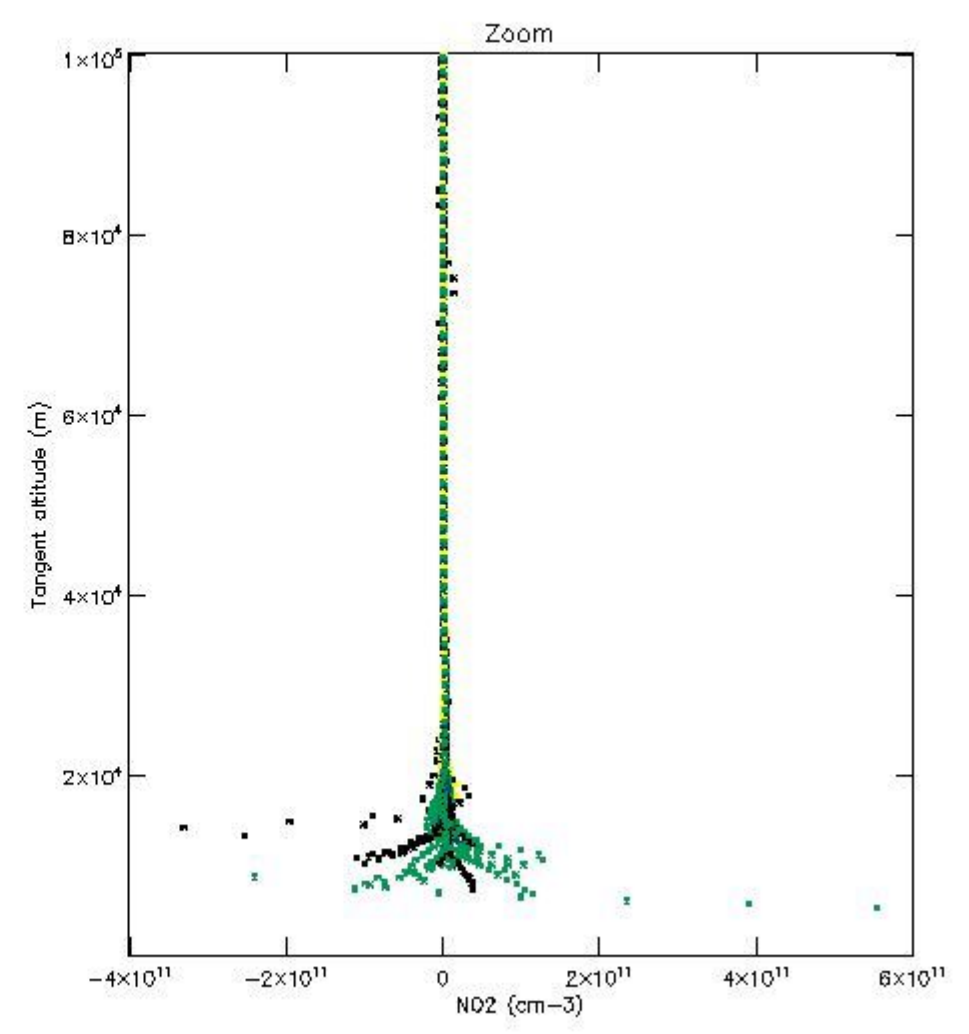
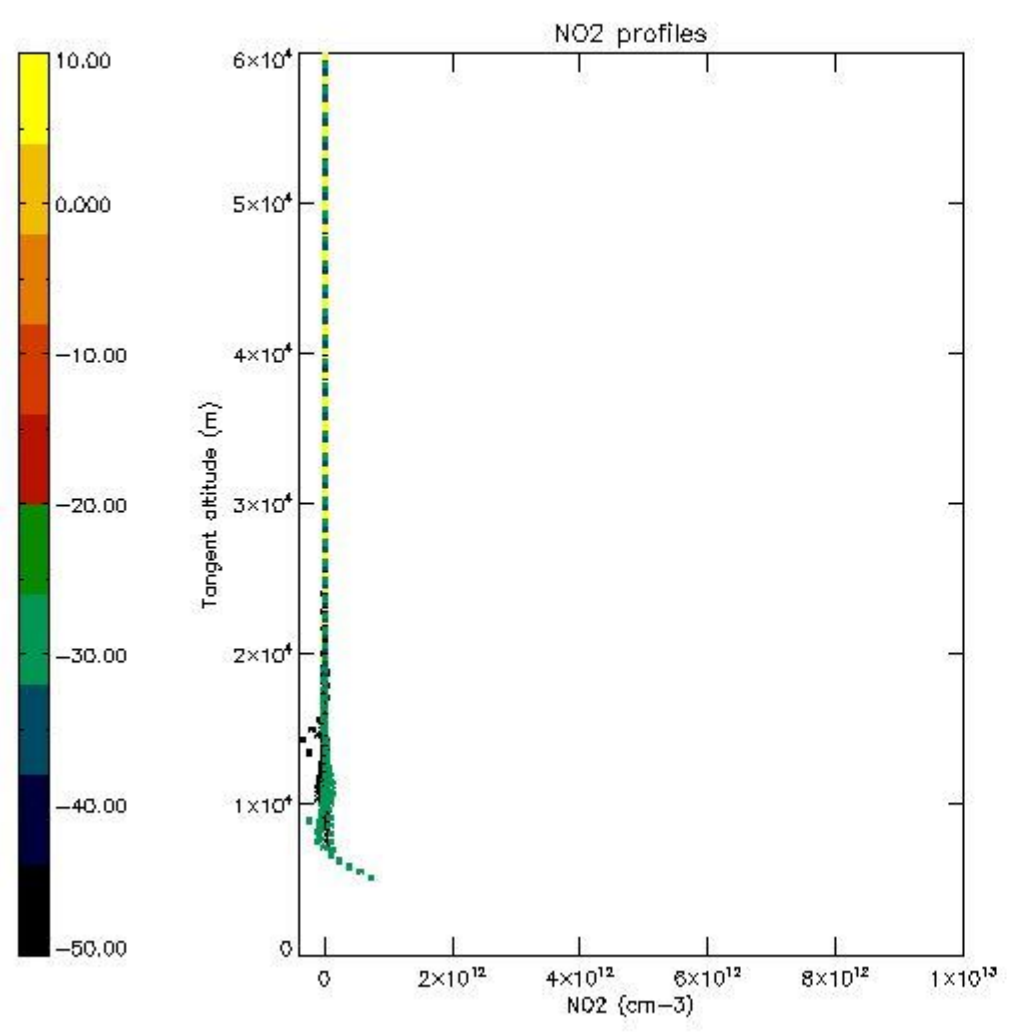
5.5 Plot ozone profiles where STD < 5% (dark without errors)

The colorbar represents the latitude.



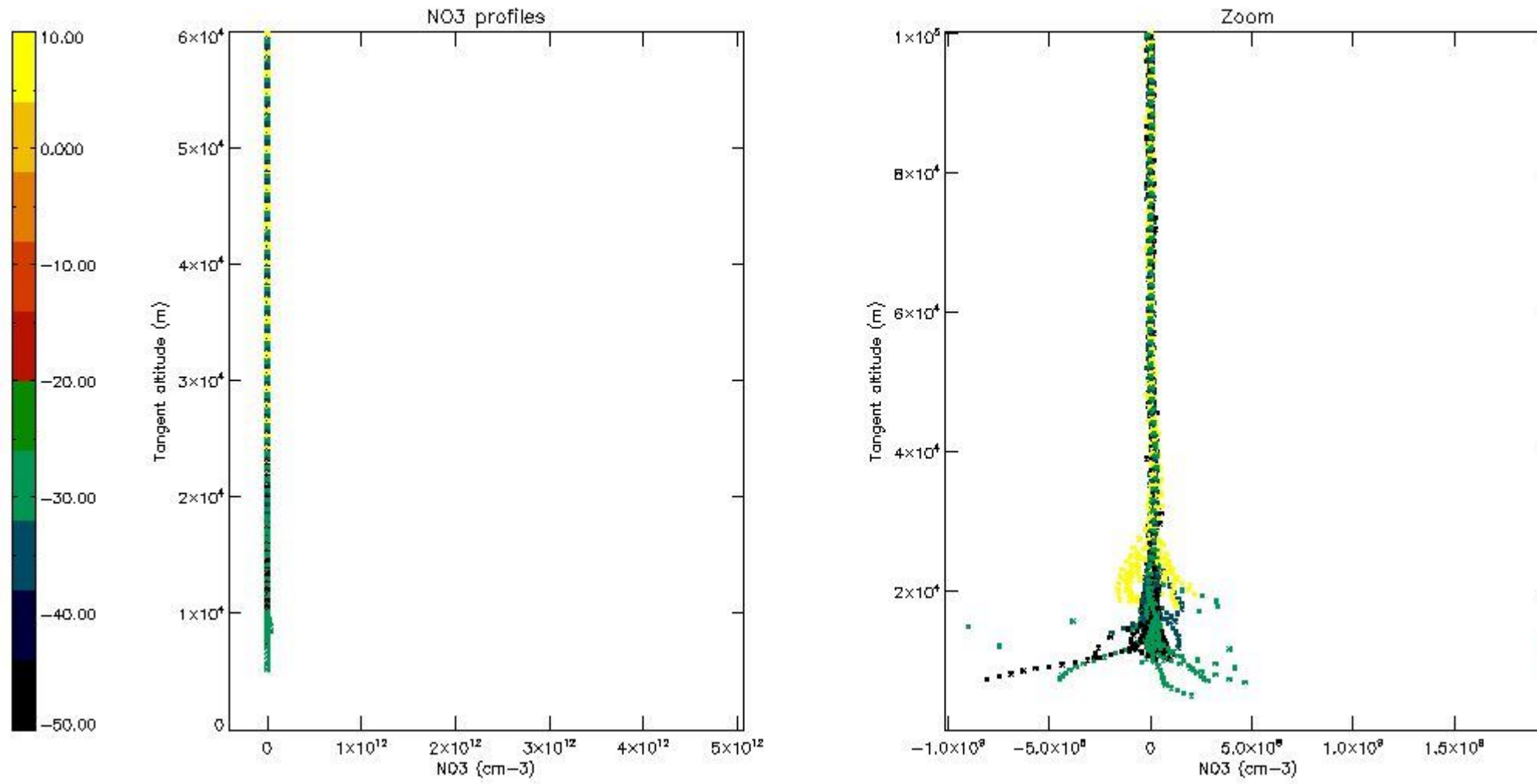
5.6 Plot NO₂ profiles for all STD (dark without errors)

The colorbar represents the latitude.



5.7 Plot NO3 profiles for all STD (dark without errors)

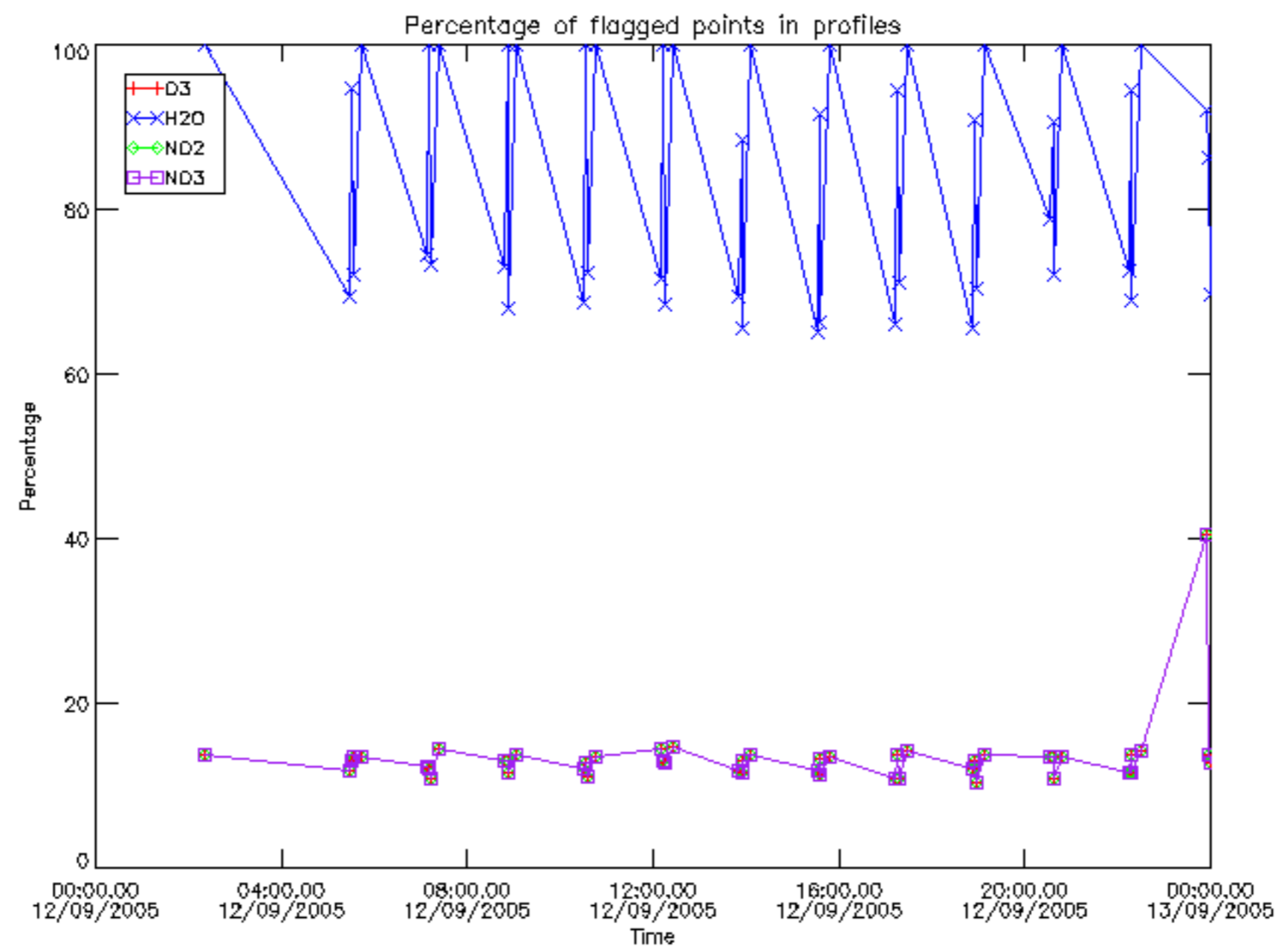
The colorbar represents the latitude.



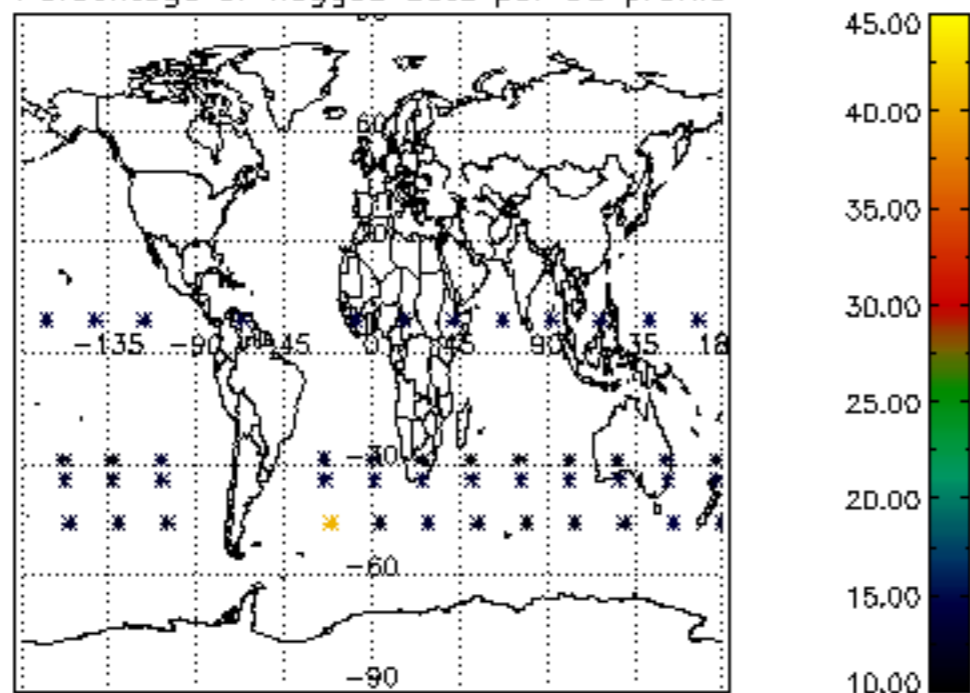
6. Auxiliary Data Files used for the production reported in section 2

The number reported in the third column indicates since which file (see list in section 2) the corresponding auxiliary file has been used. The fourth column is the date of those product files.

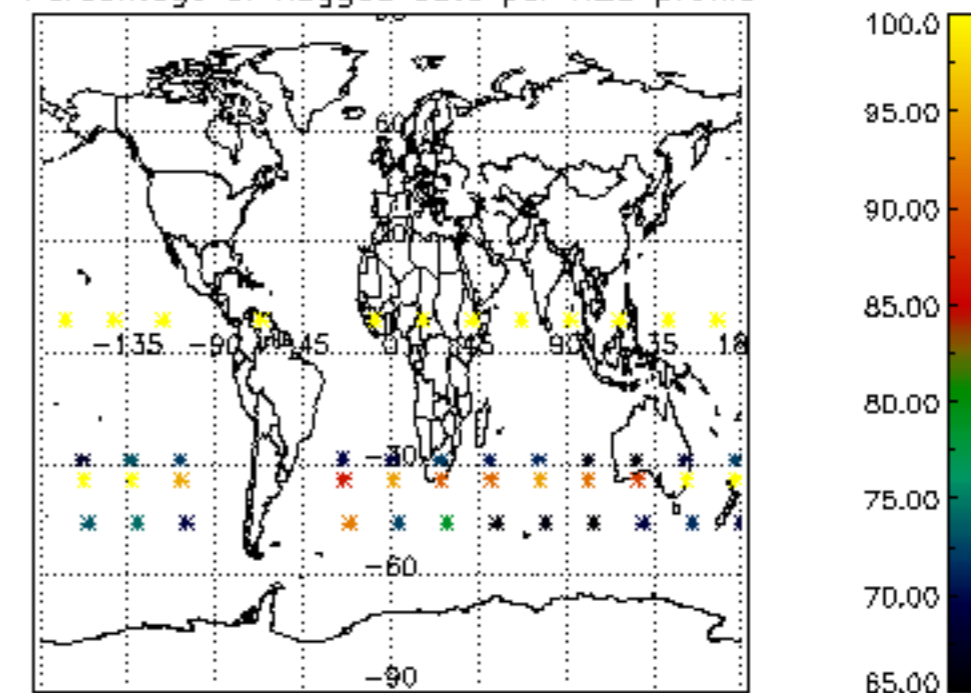
Type	Auxiliary Filename	Used since product	Used since product date
INST_PHYS_CHARACTERISTICS	GOM_INS_AXVIEC20091111_143220_20030716_120000_20500101_000000	1	12-SEP-2005 02:21:58
LEVEL-2_PROC_CONFIG	GOM_PR2_AXVIEC20091111_152718_20020301_000000_20500101_000000	1	12-SEP-2005 02:21:58
CROSS_SECTIONS_FILE	GOM_CRS_AXVIEC20091111_154832_20020301_000000_20500101_000000	1	12-SEP-2005 02:21:58



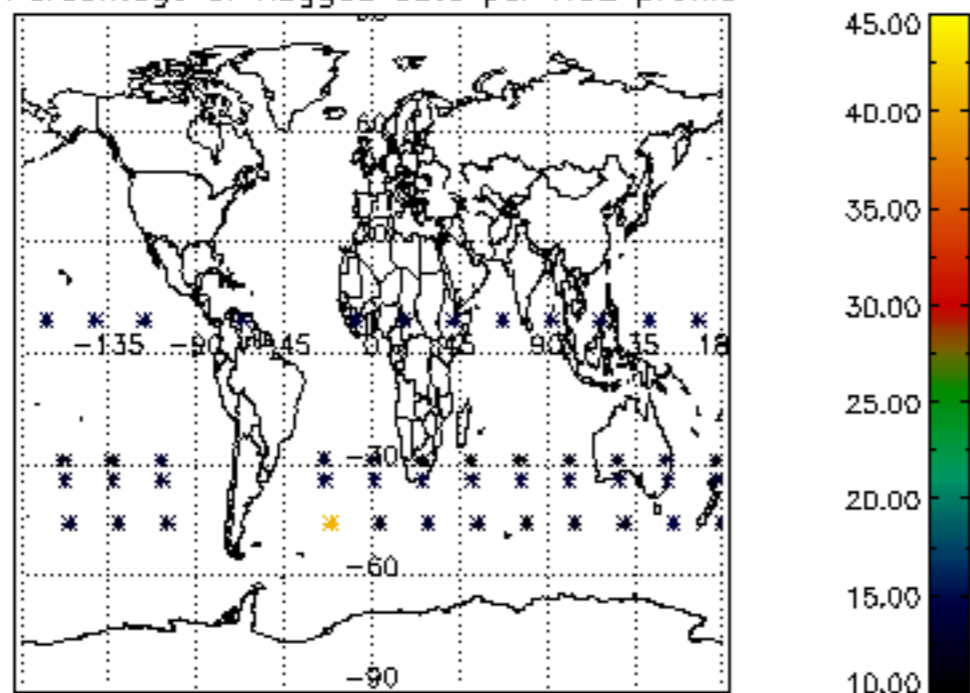
Percentage of flagged data per D3 profile



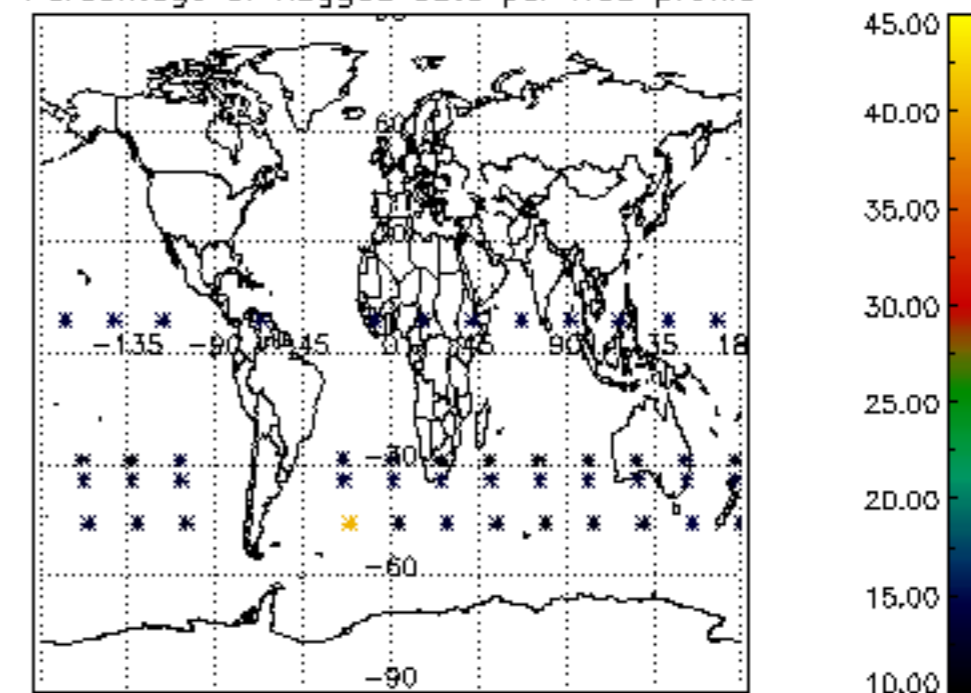
Percentage of flagged data per H2O profile

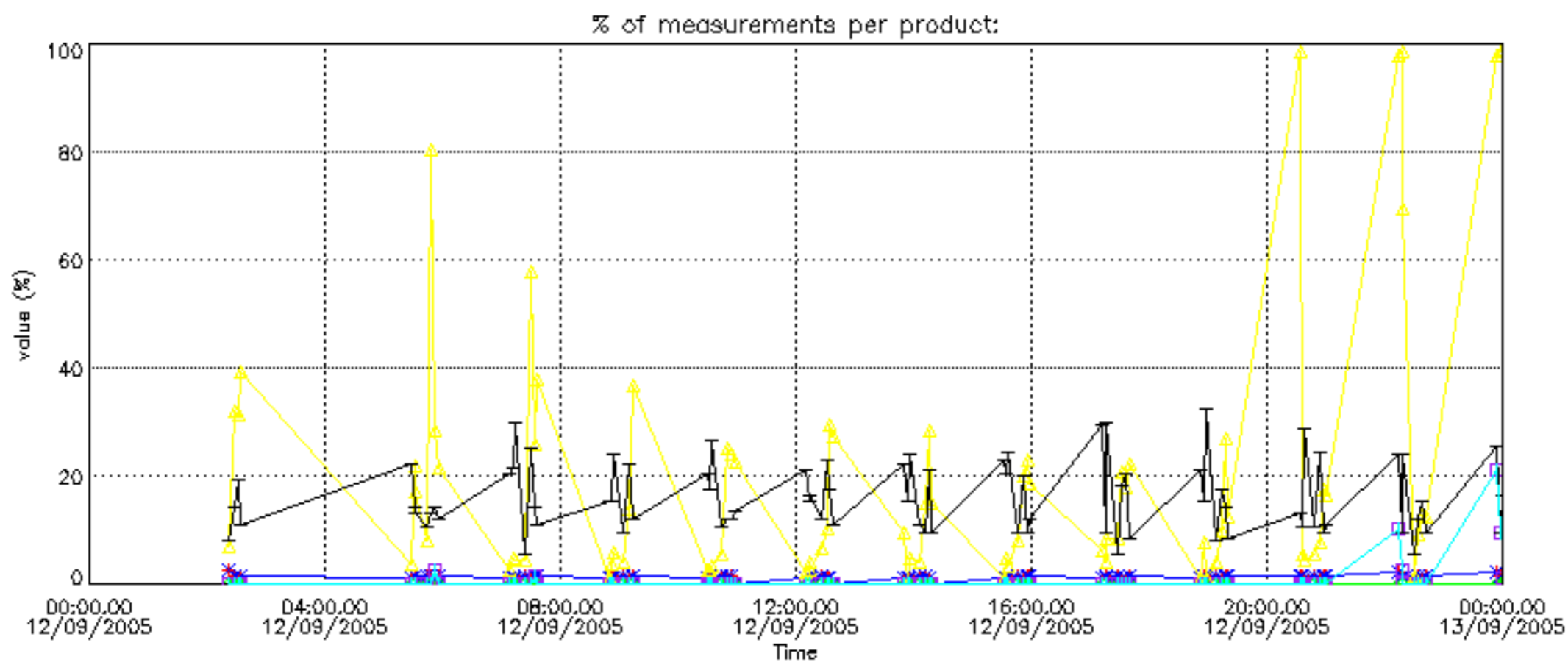


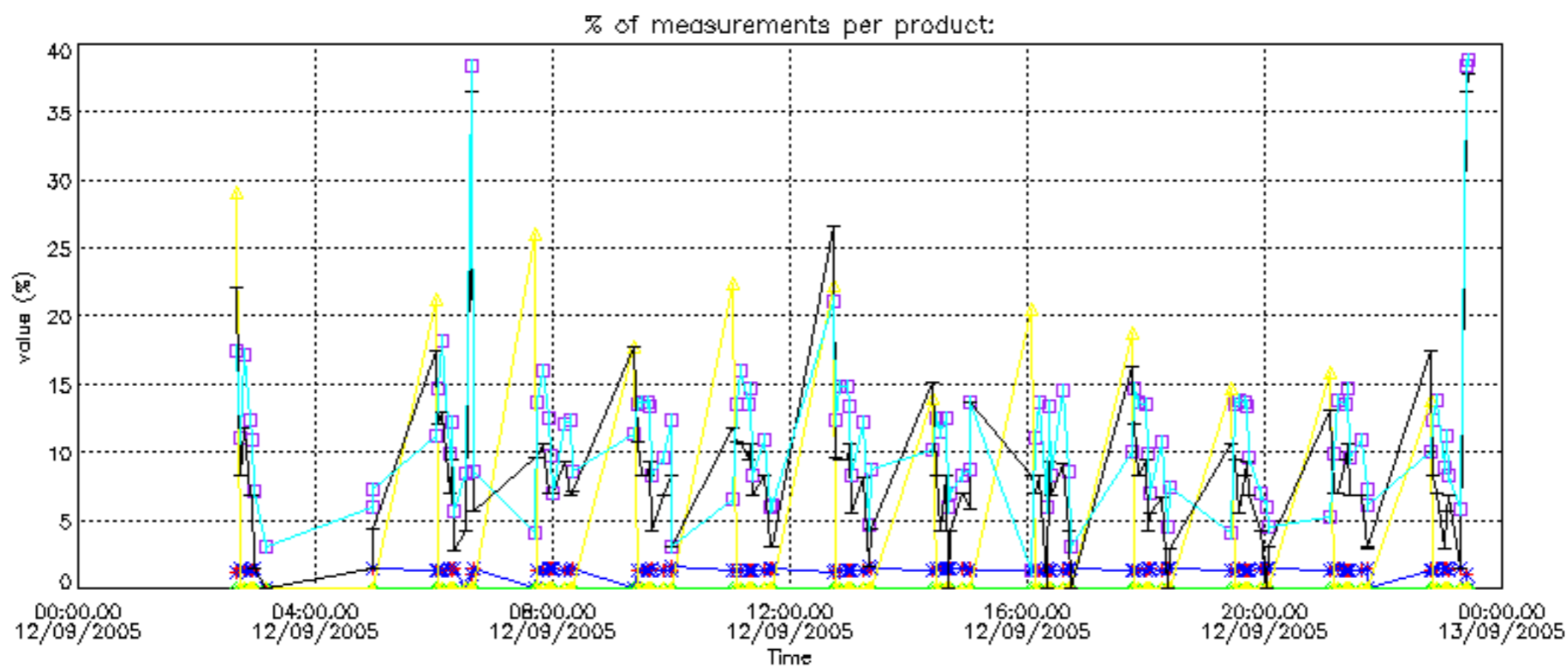
Percentage of flagged data per NO2 profile



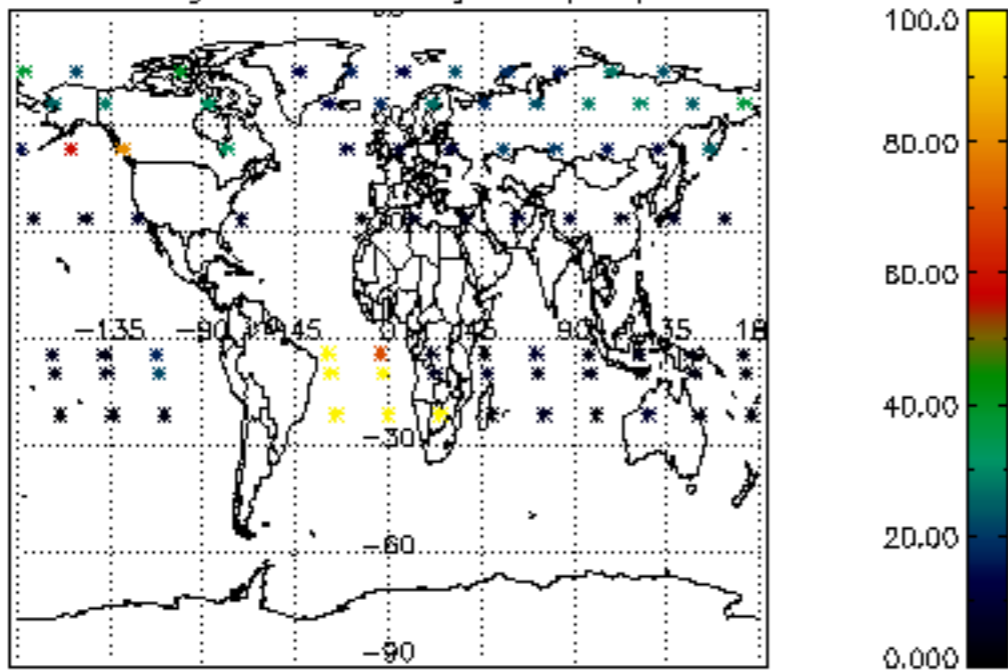
Percentage of flagged data per NO3 profile



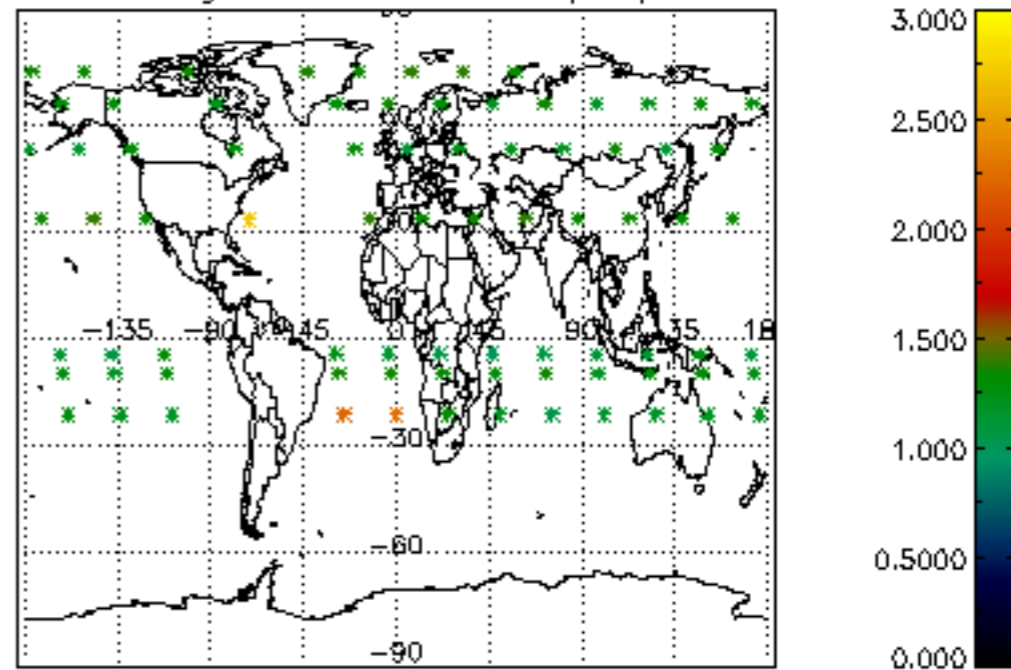




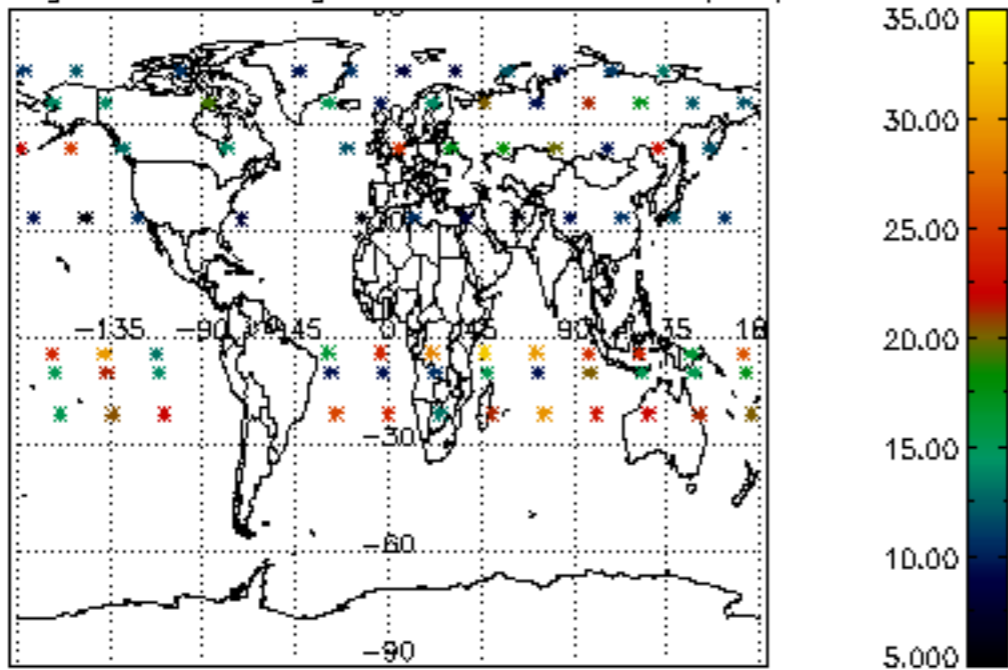
Percentage of cosmic ray hits per profile



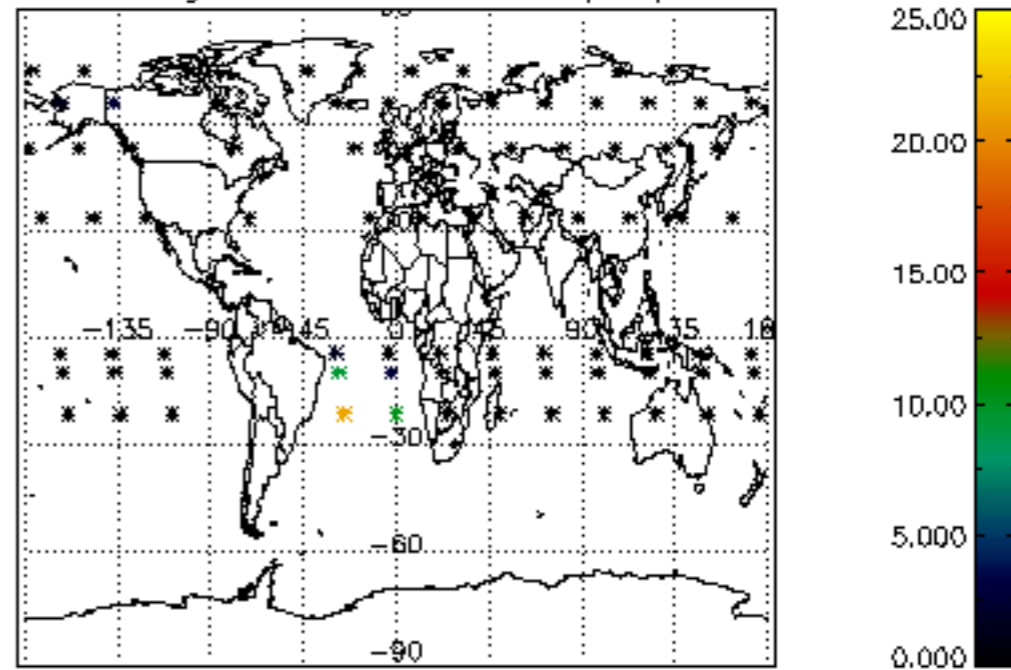
Percentage of datation errors per profile



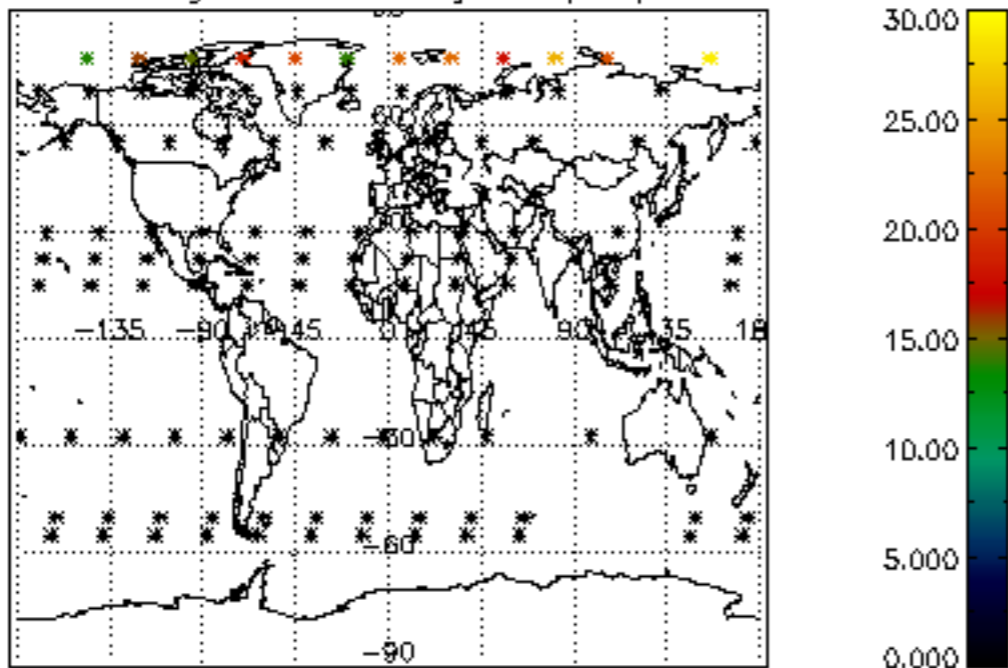
Percentage of star falling outside central band per profile



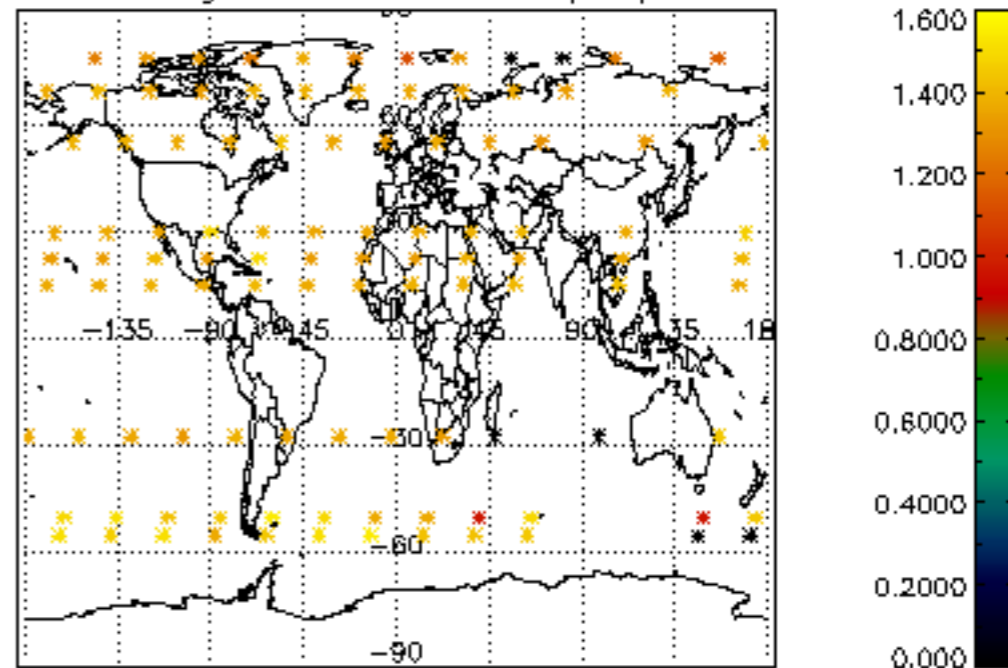
Percentage of saturation errors per profile



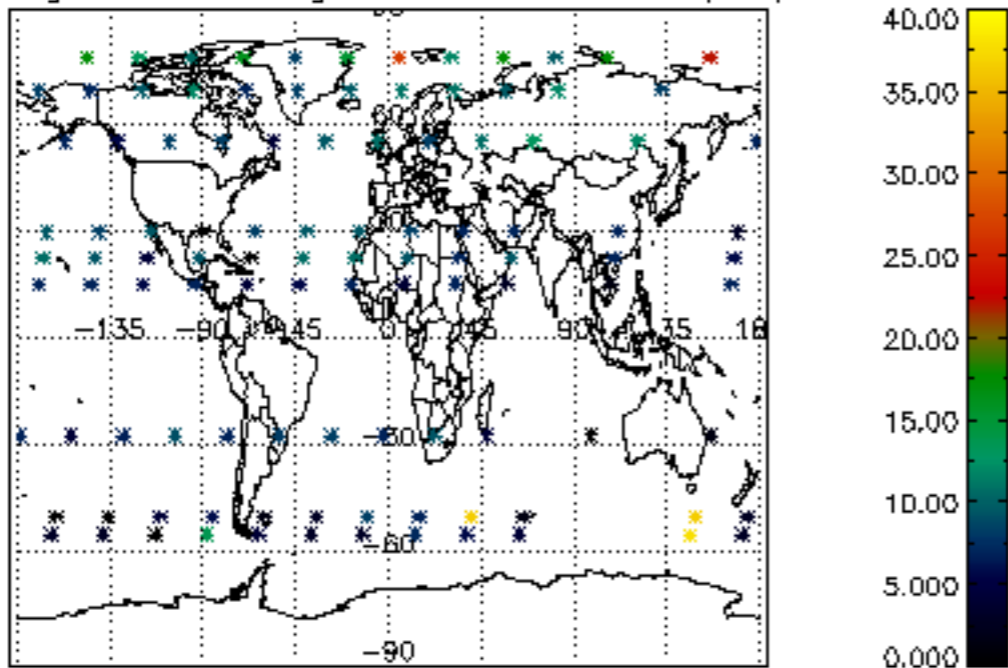
Percentage of cosmic ray hits per profile



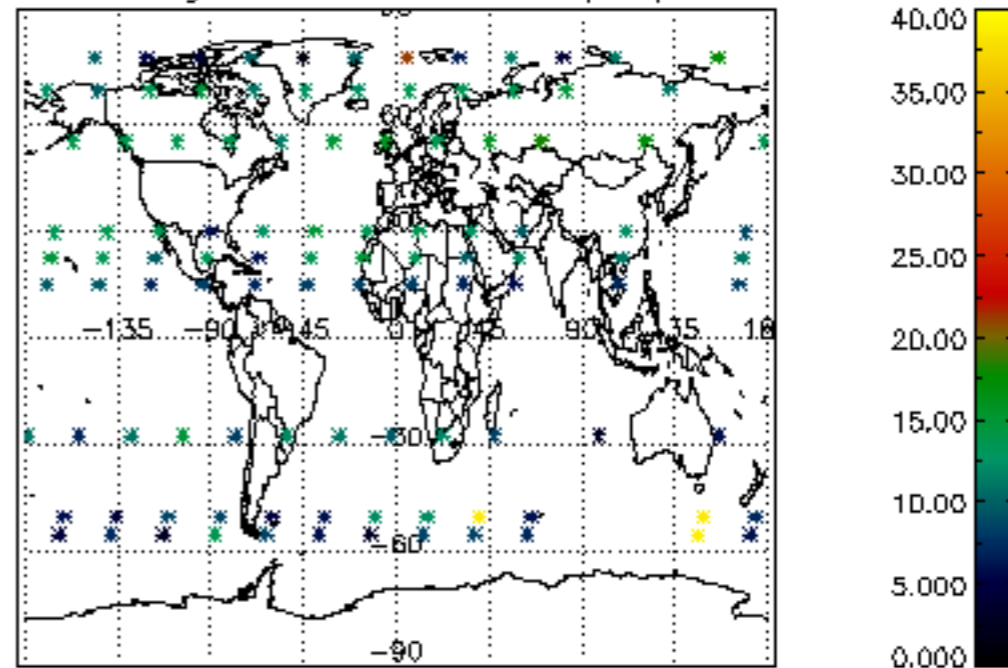
Percentage of datation errors per profile

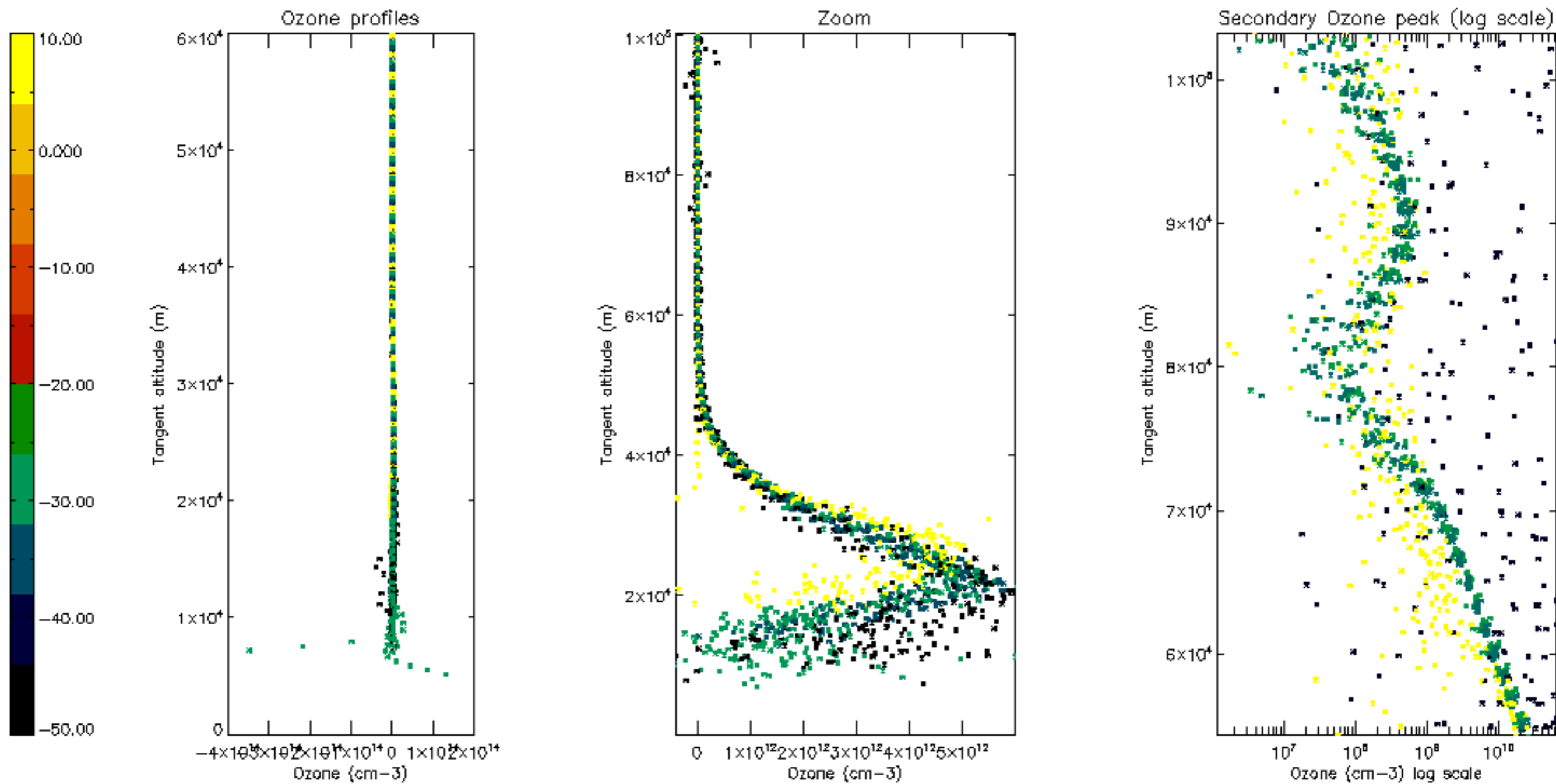


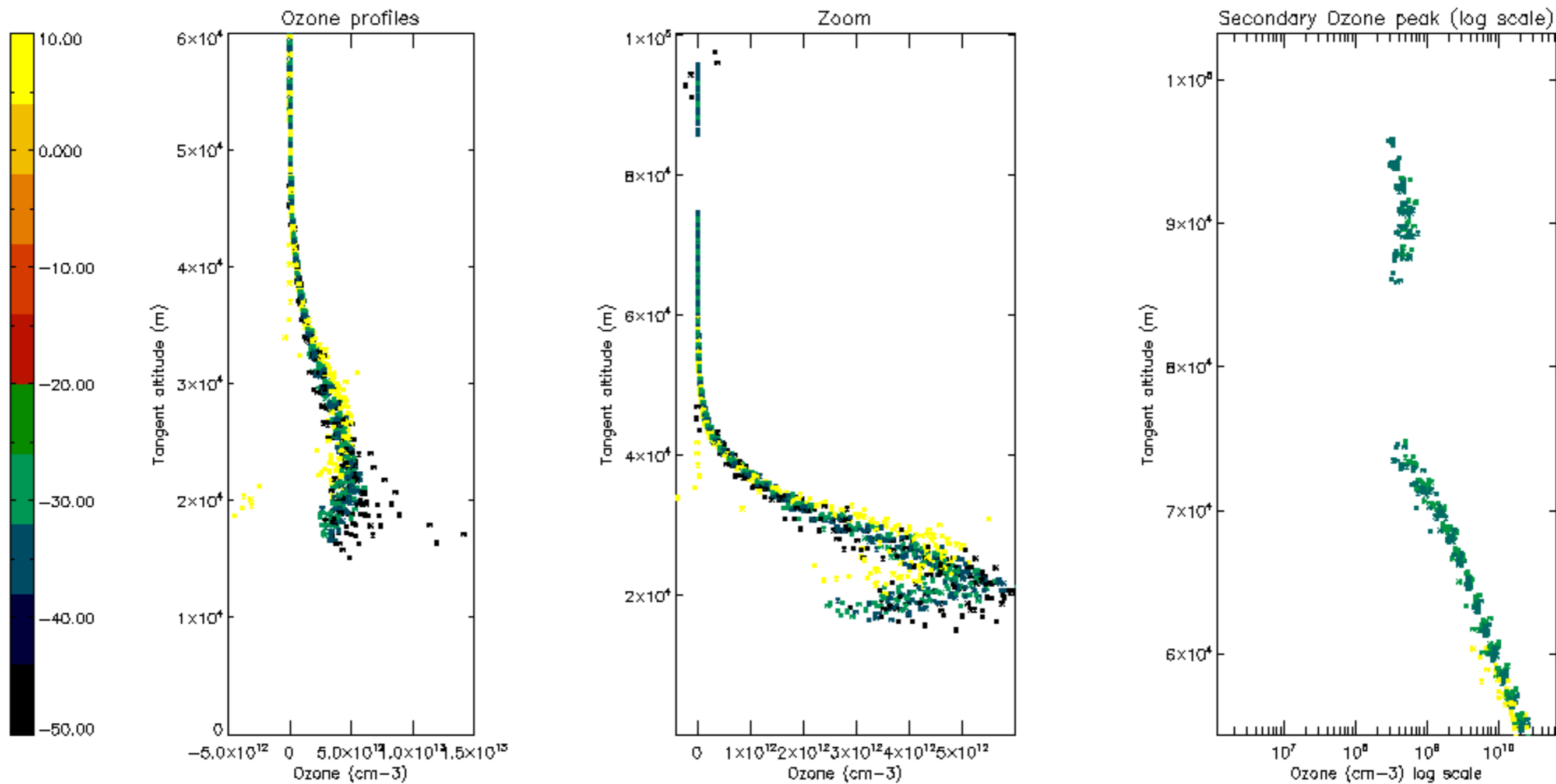
Percentage of star falling outside central band per profile

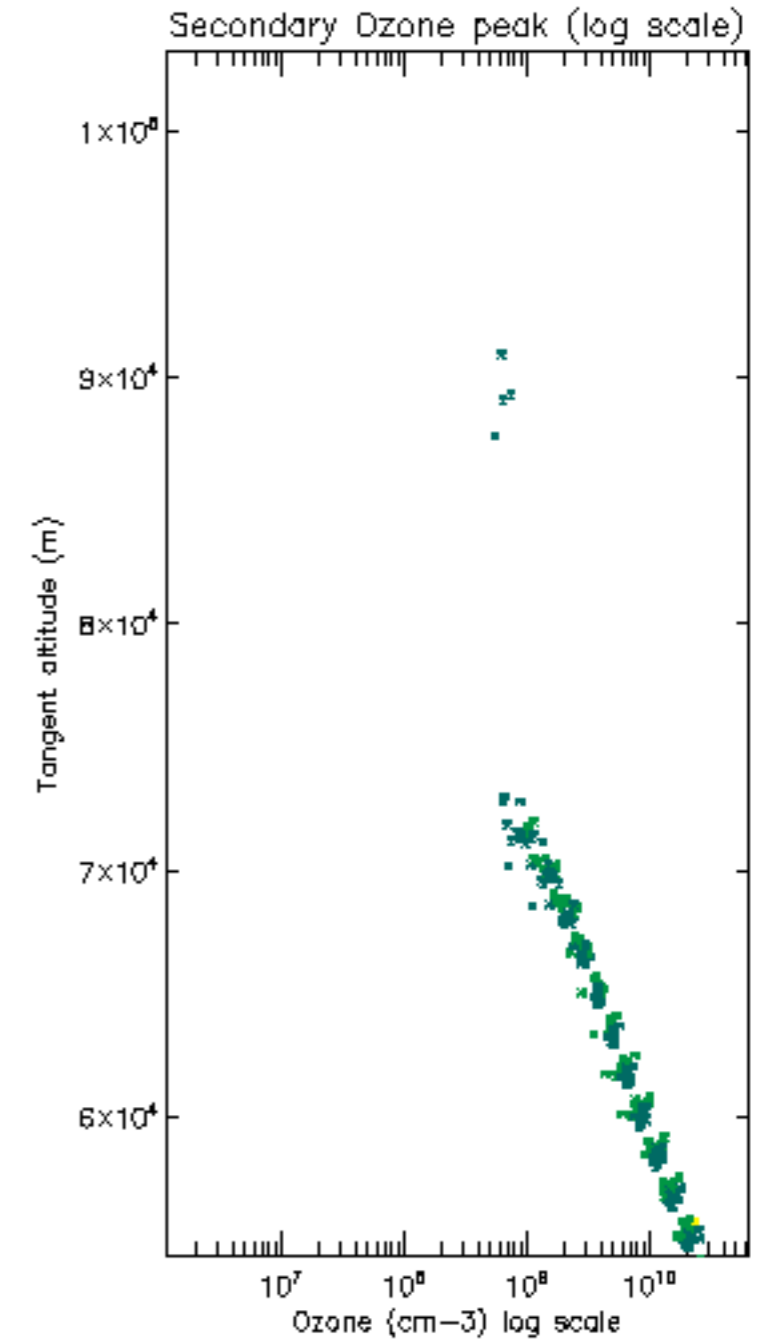
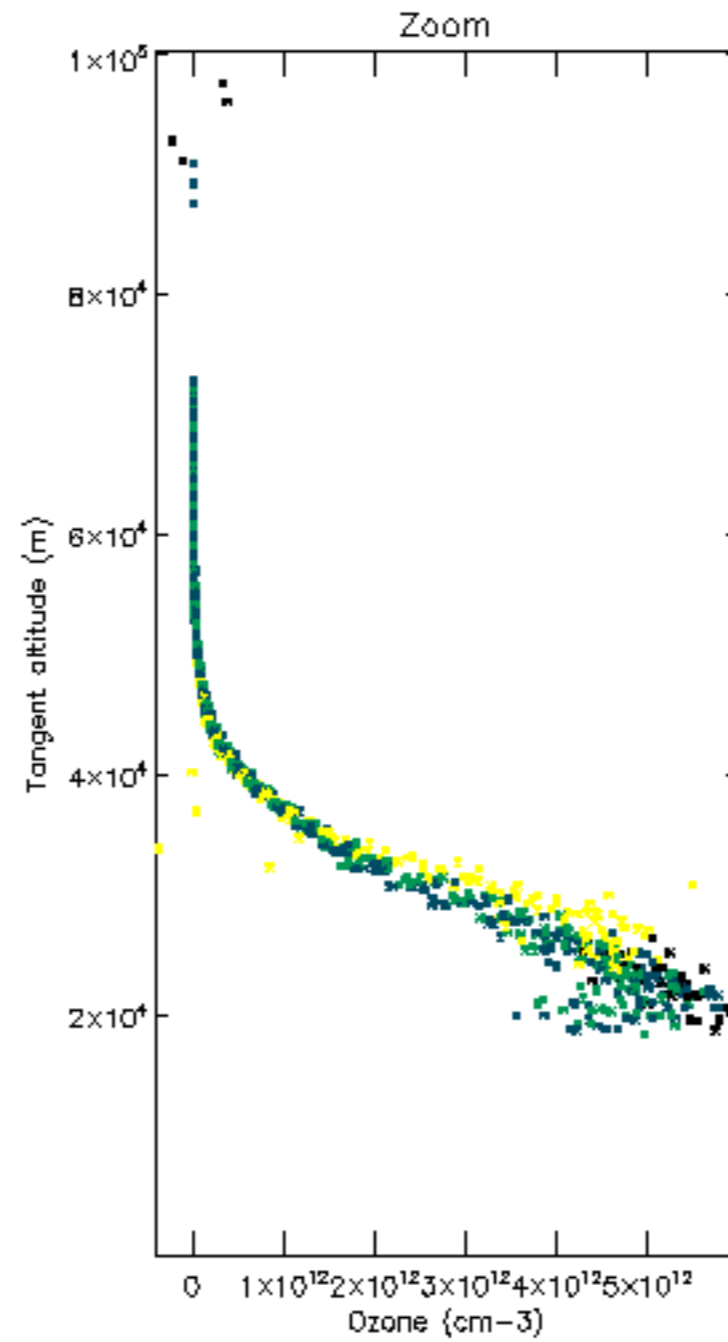
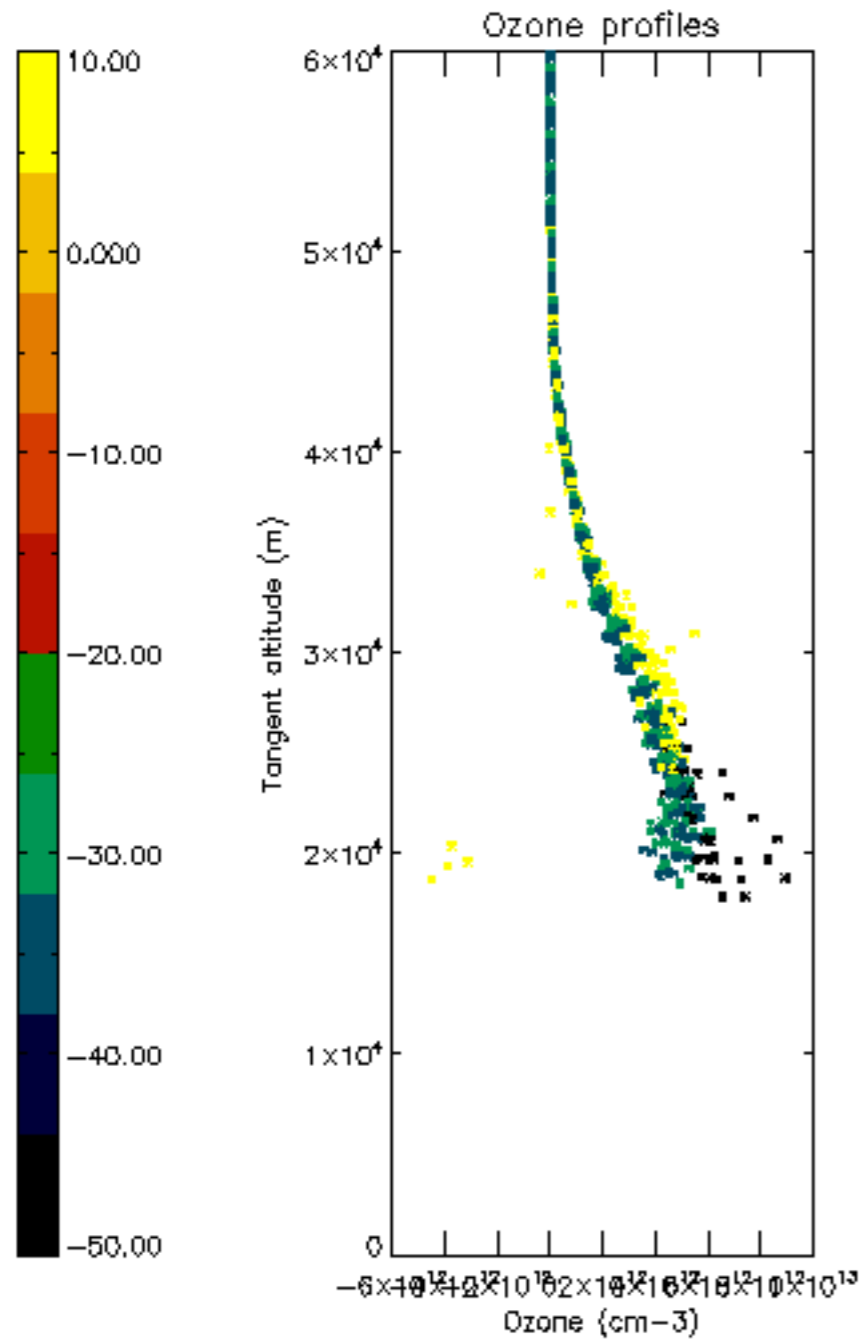


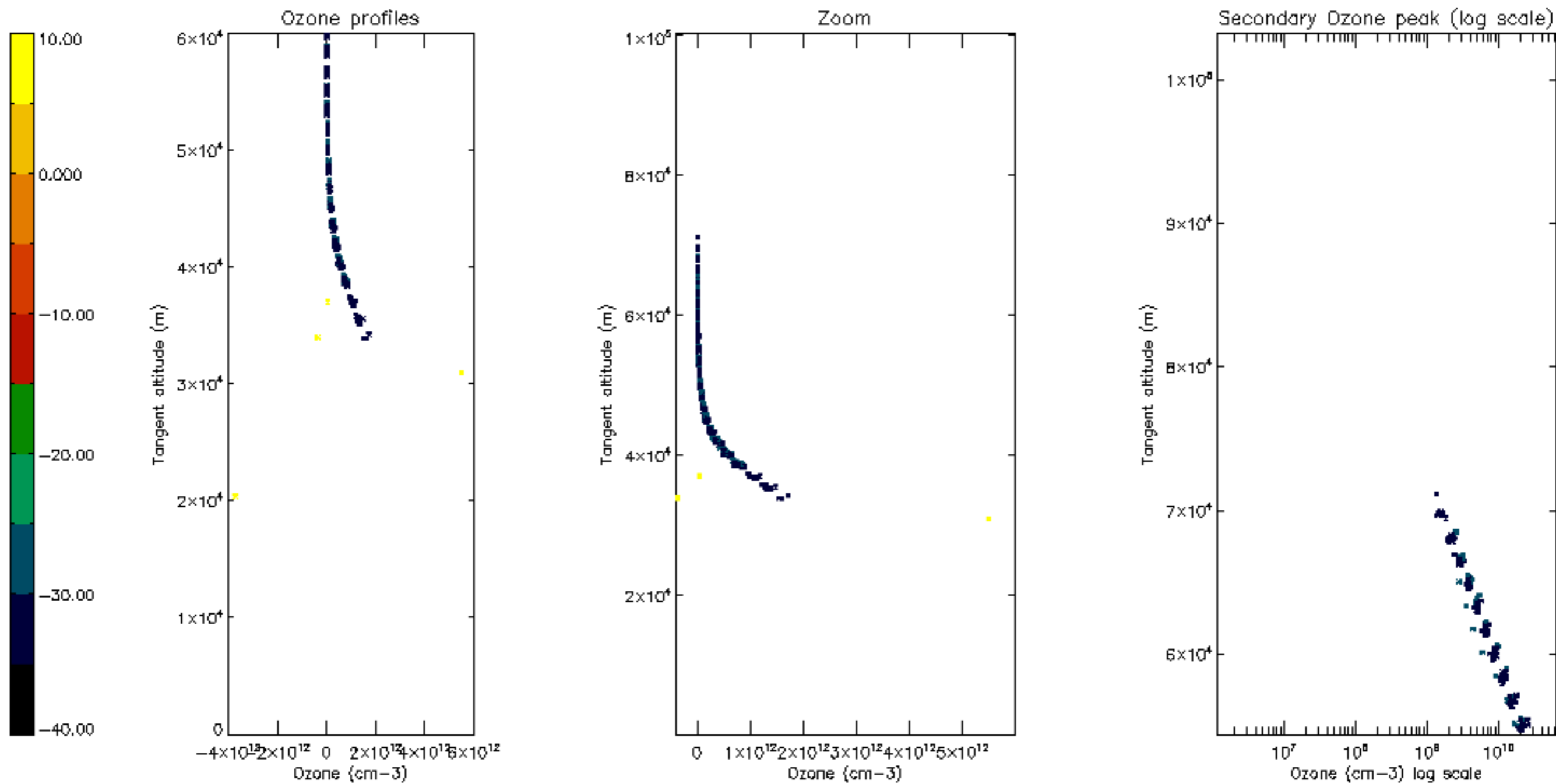
Percentage of saturation errors per profile

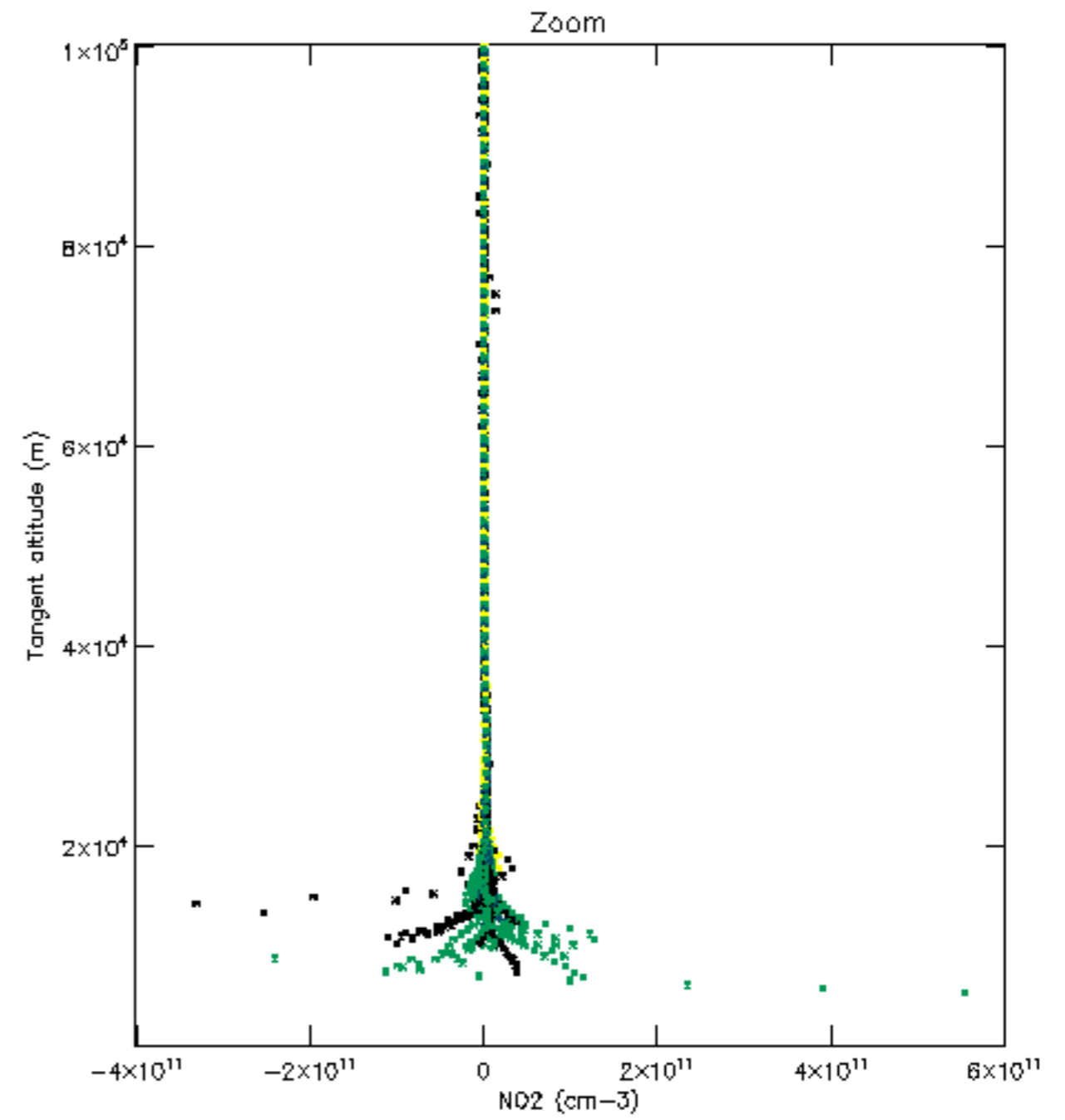
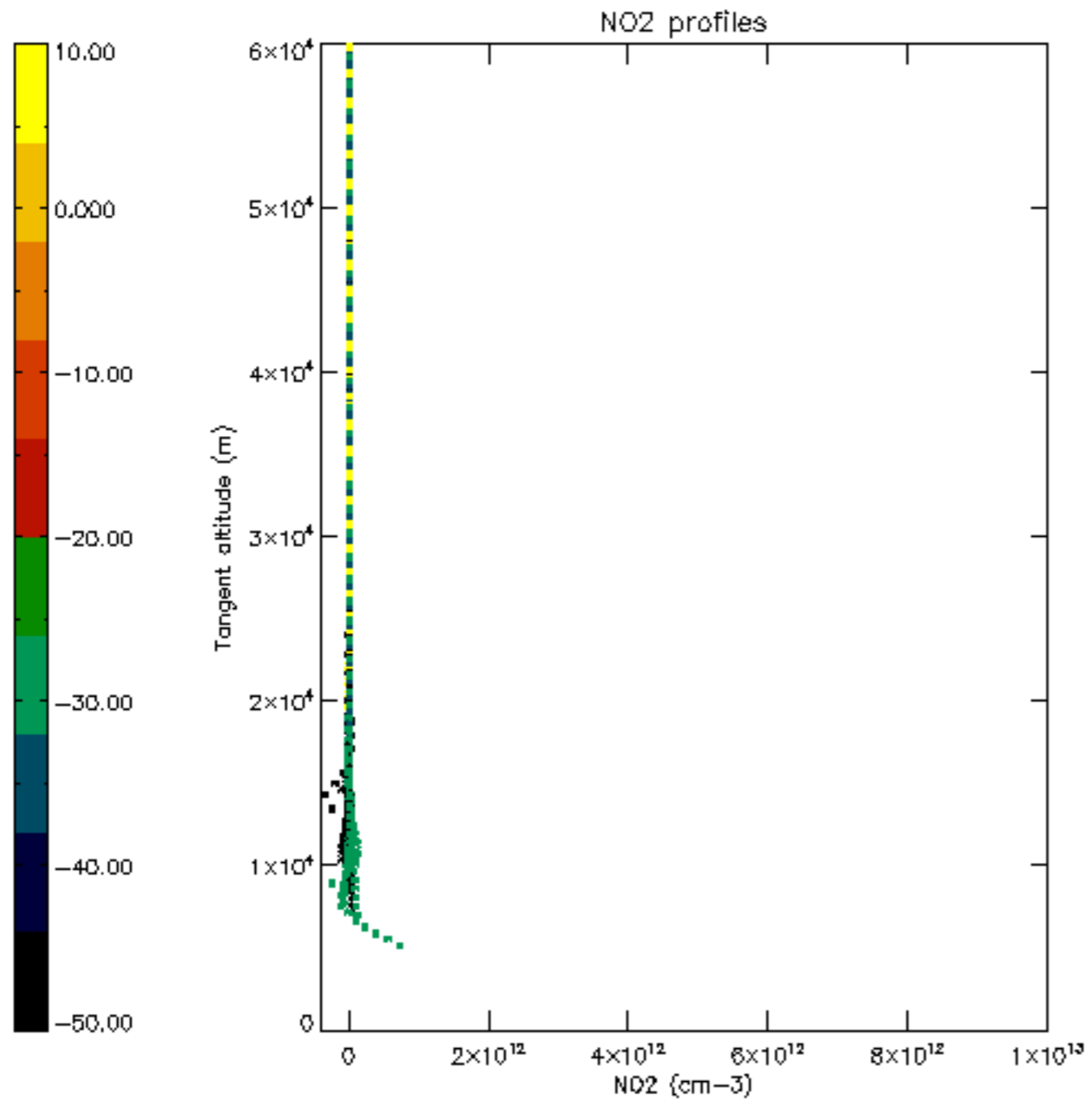


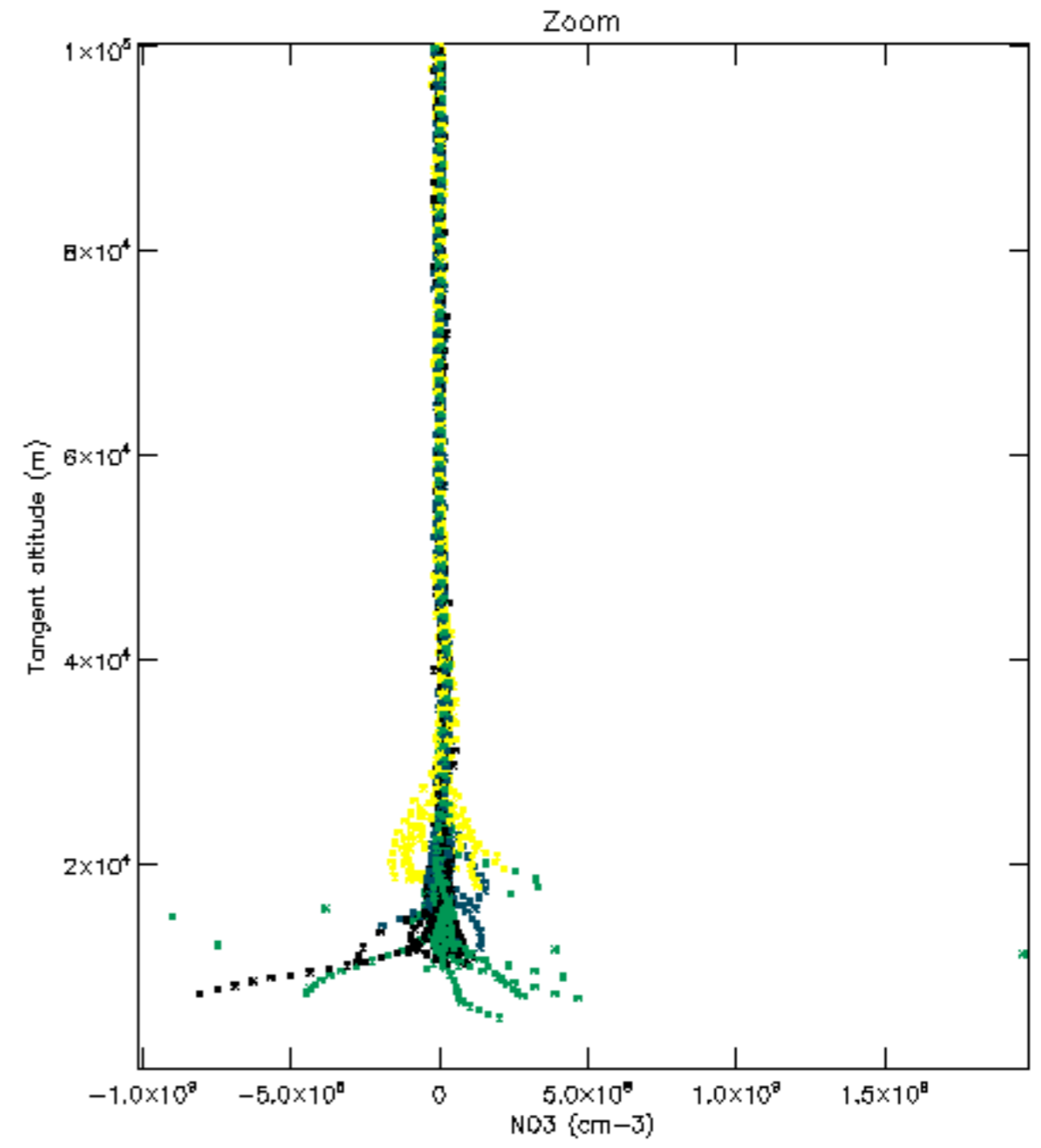
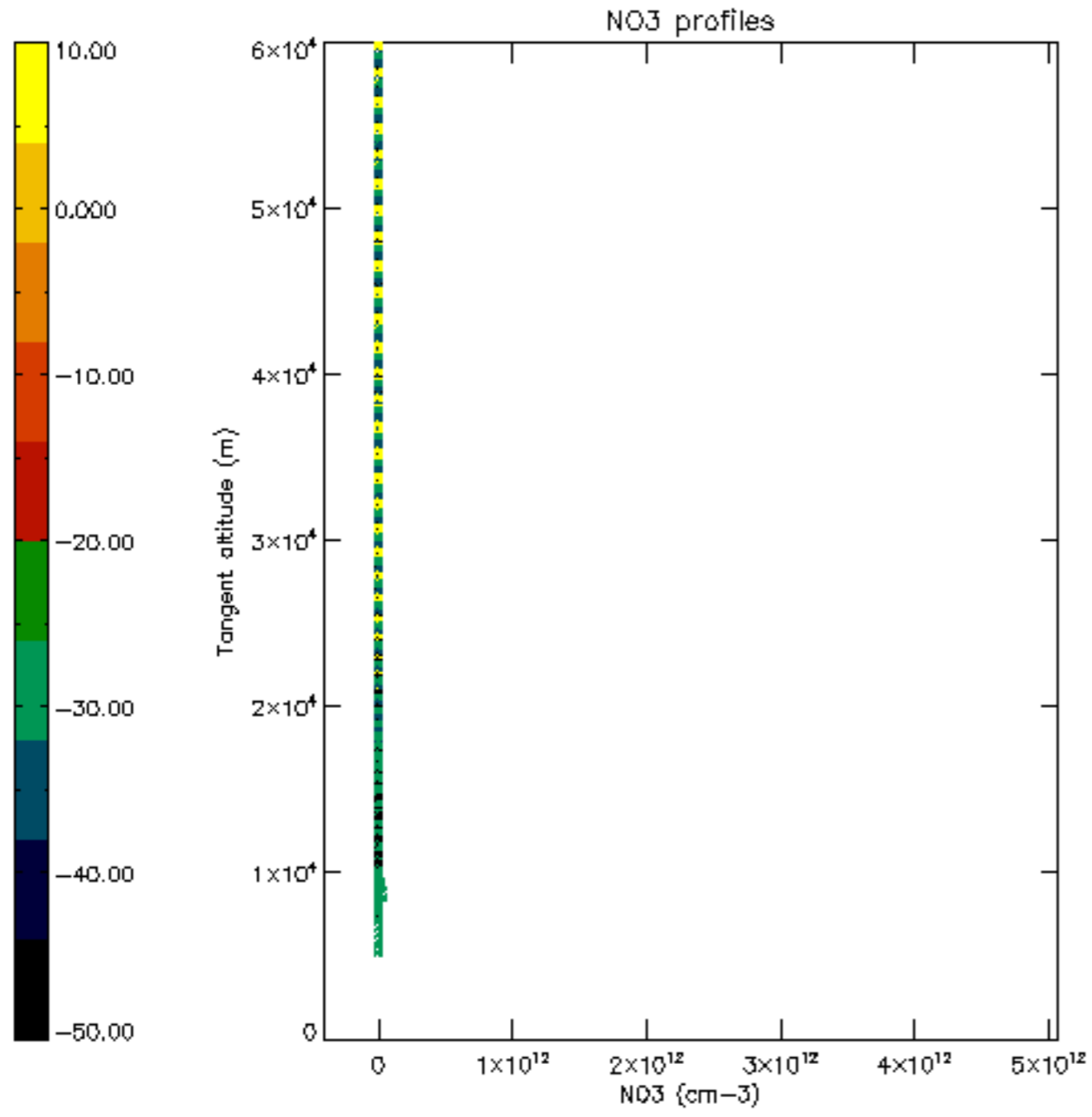


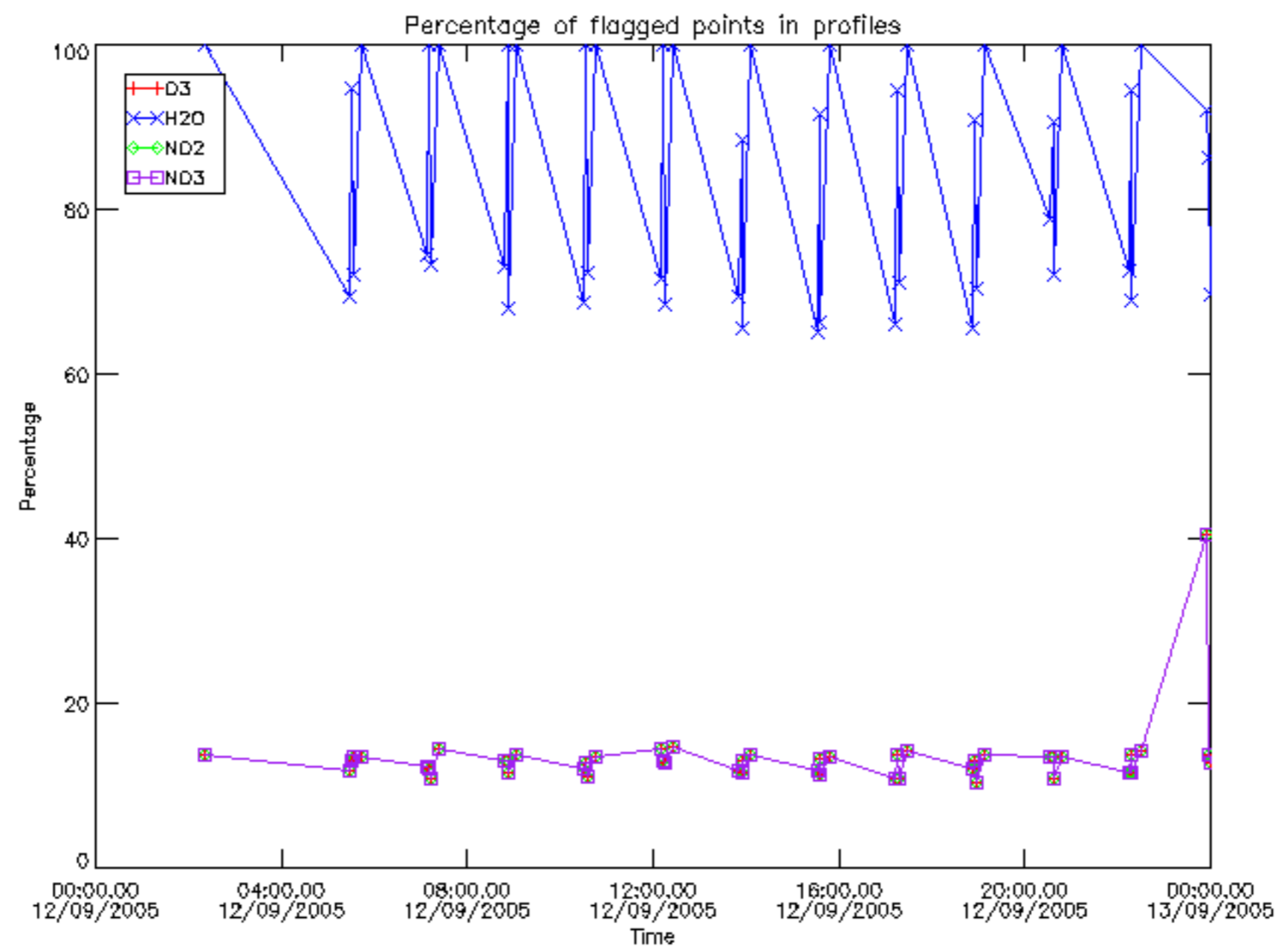




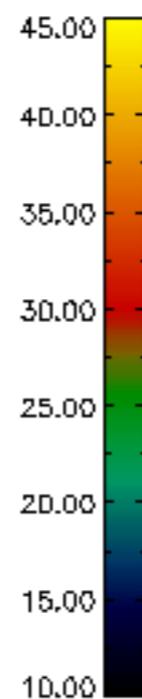
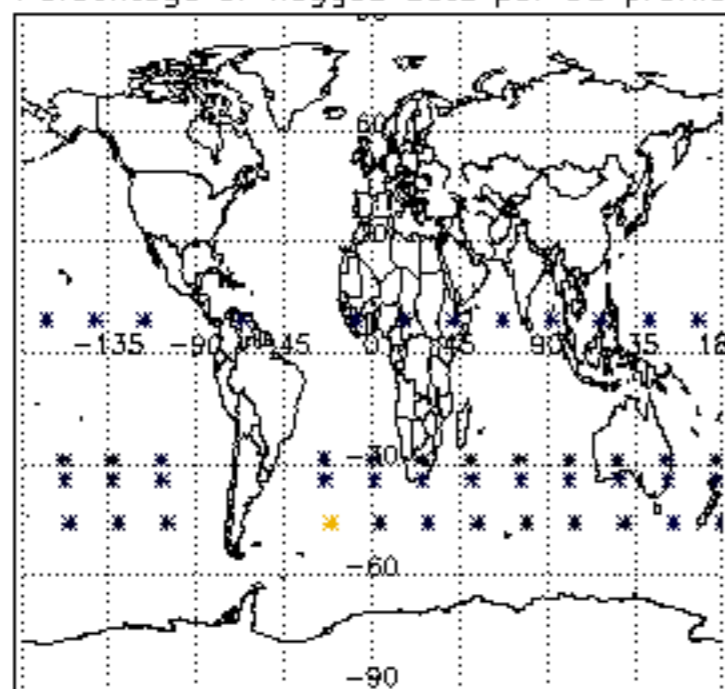




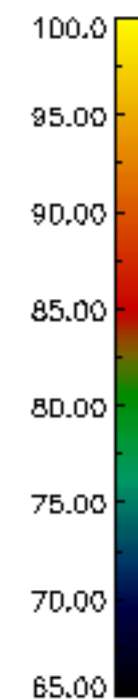
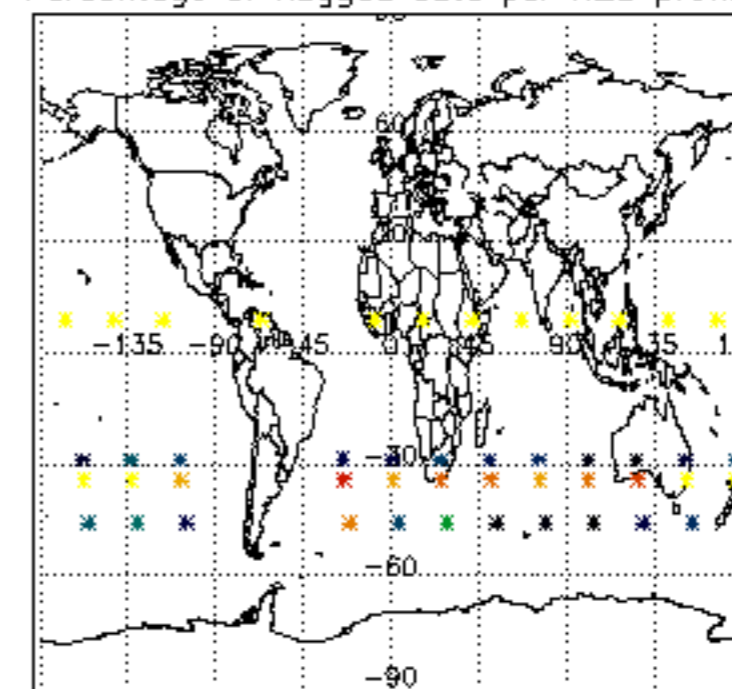




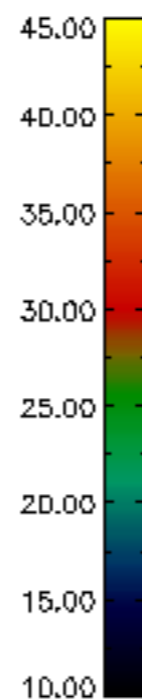
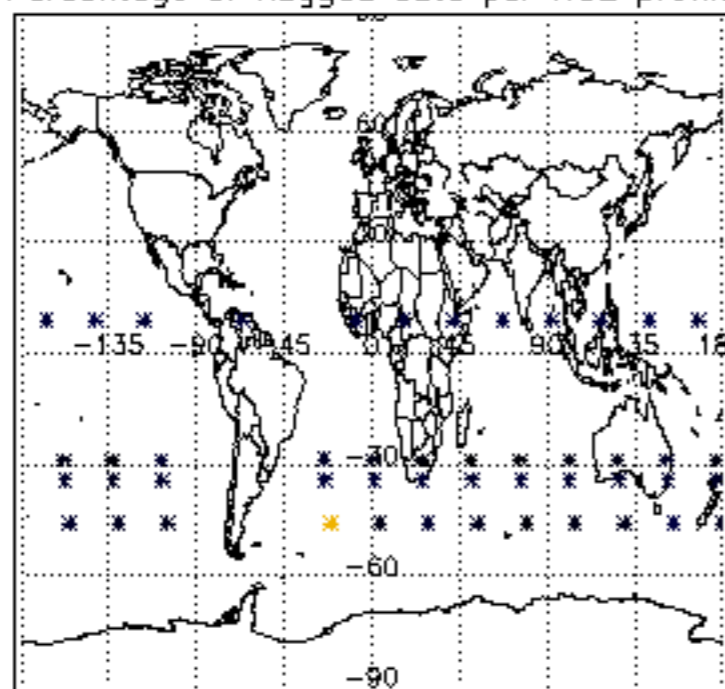
Percentage of flagged data per D3 profile



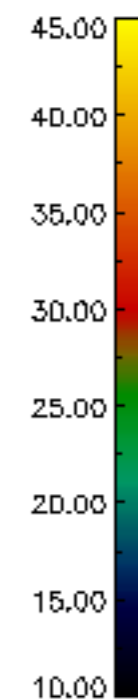
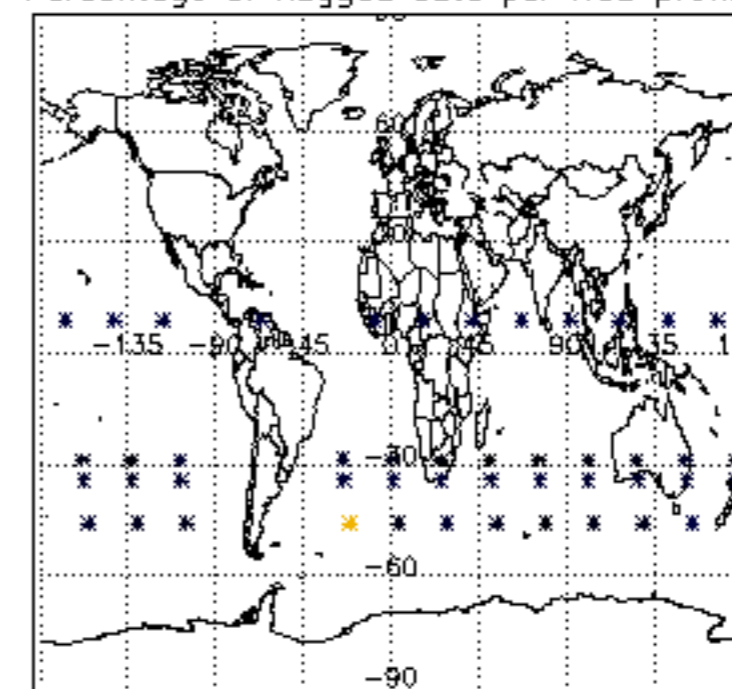
Percentage of flagged data per H2O profile

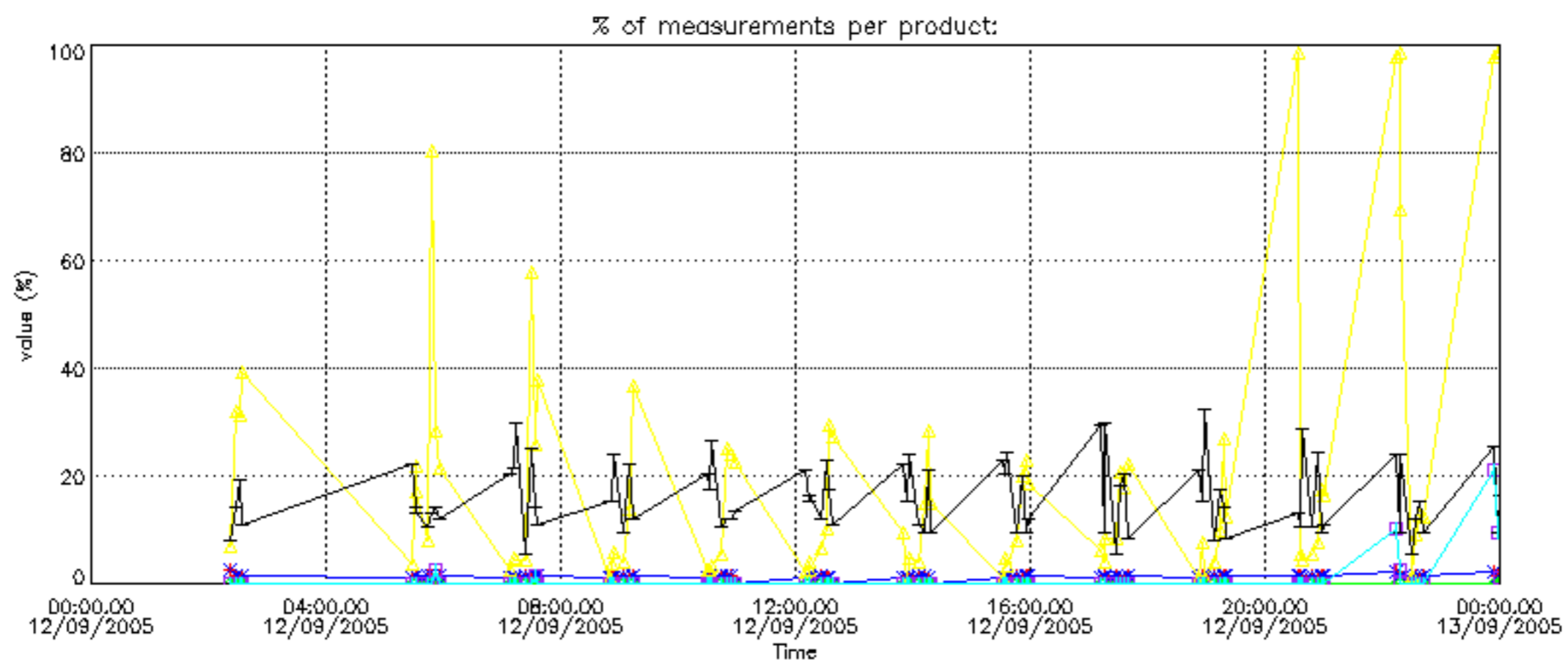


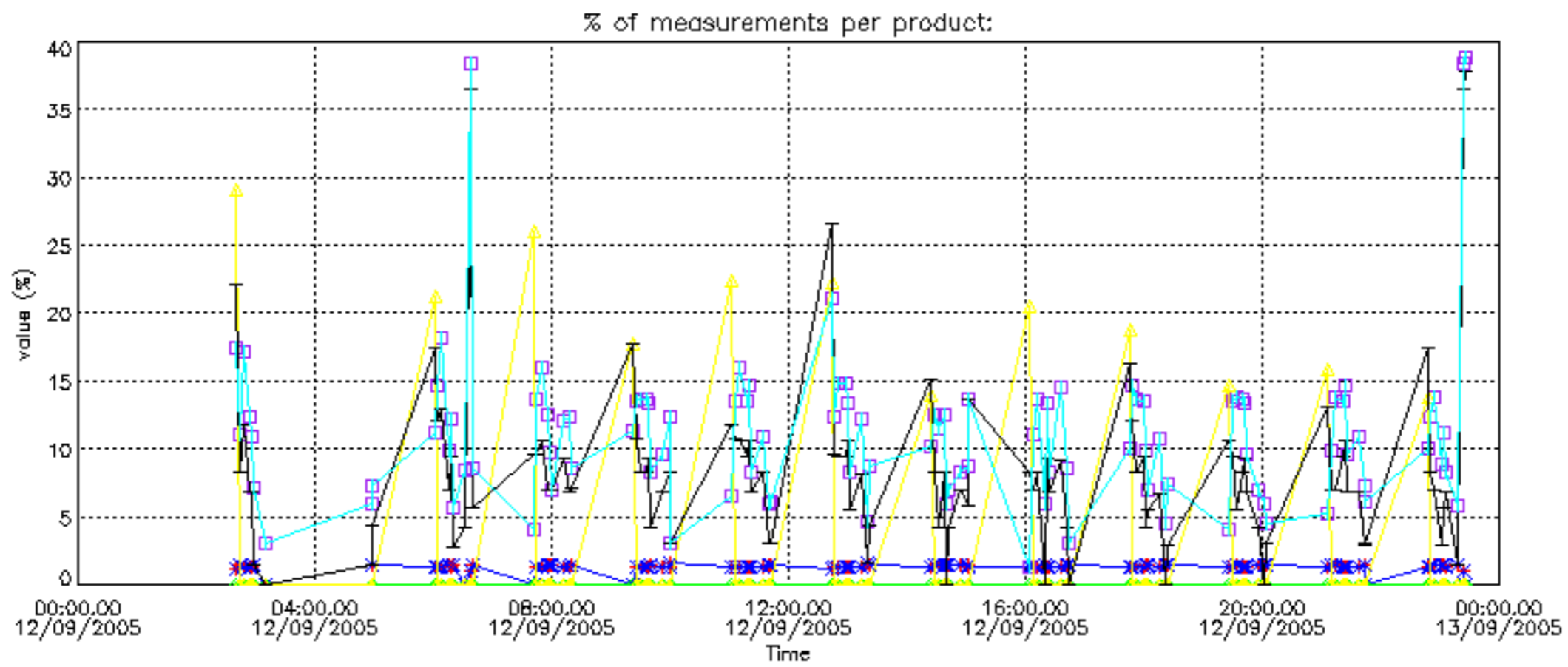
Percentage of flagged data per NO2 profile



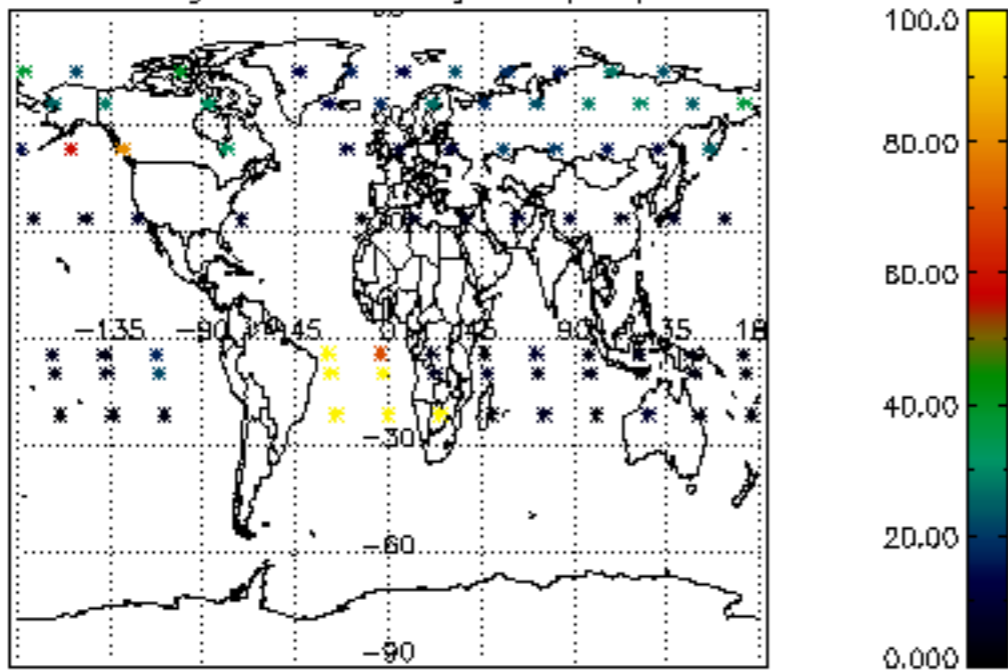
Percentage of flagged data per NO3 profile



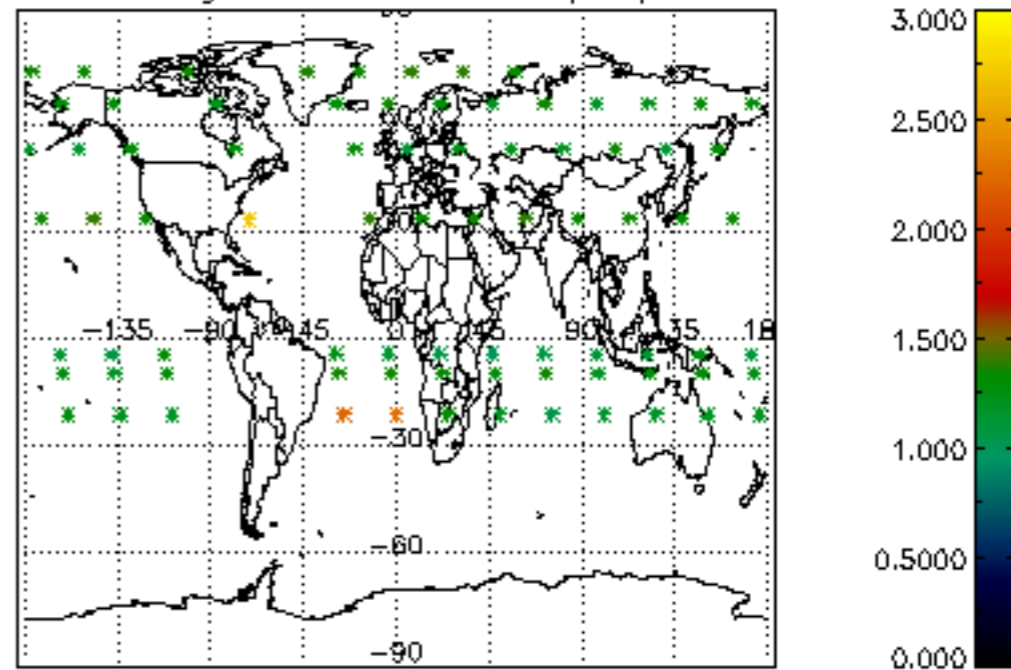




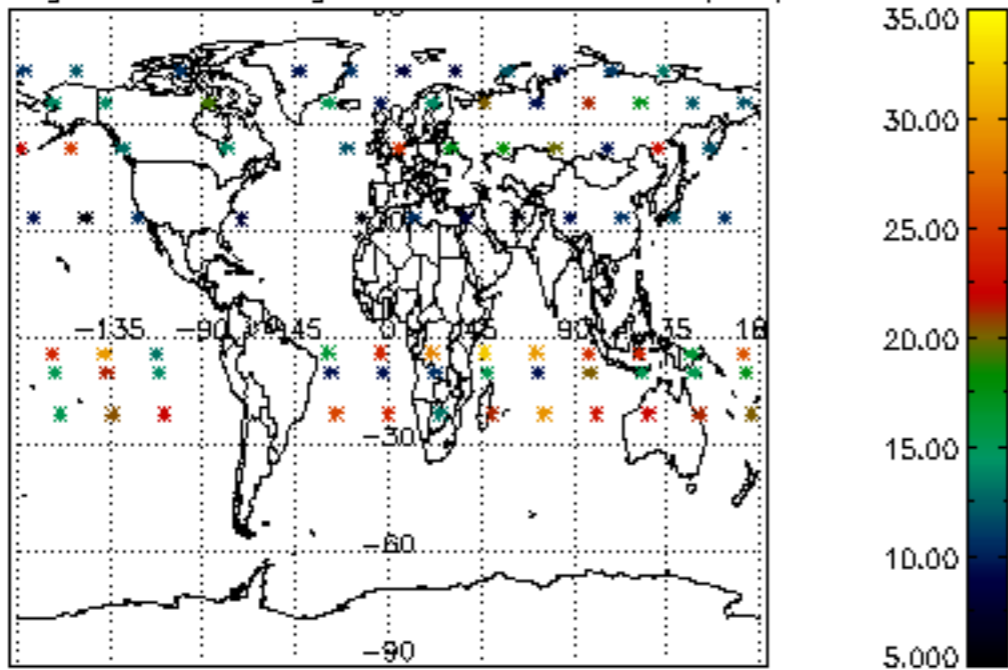
Percentage of cosmic ray hits per profile



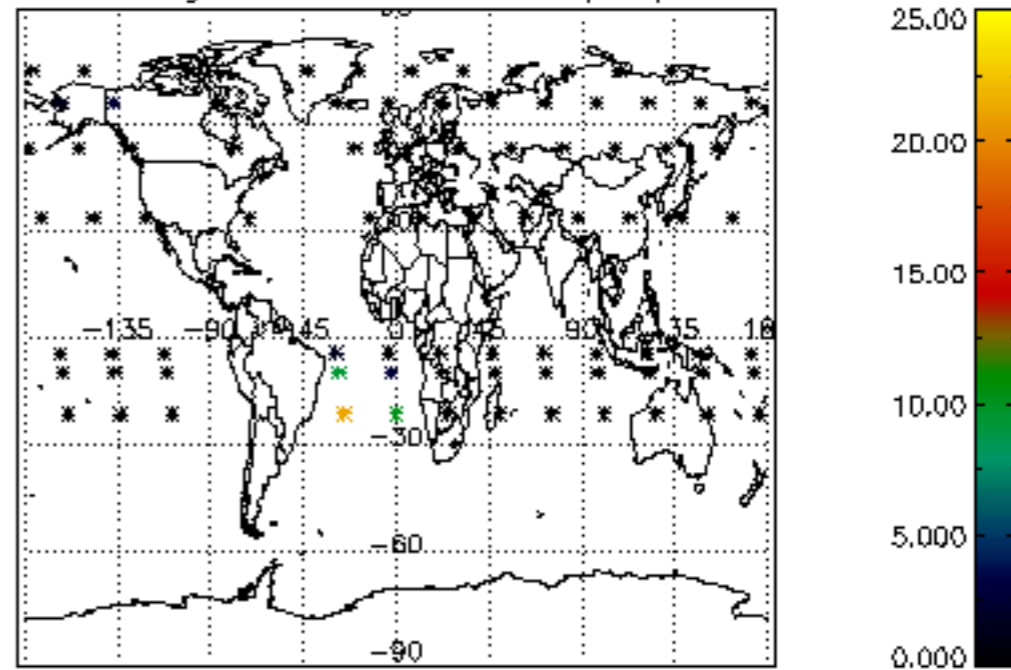
Percentage of datation errors per profile



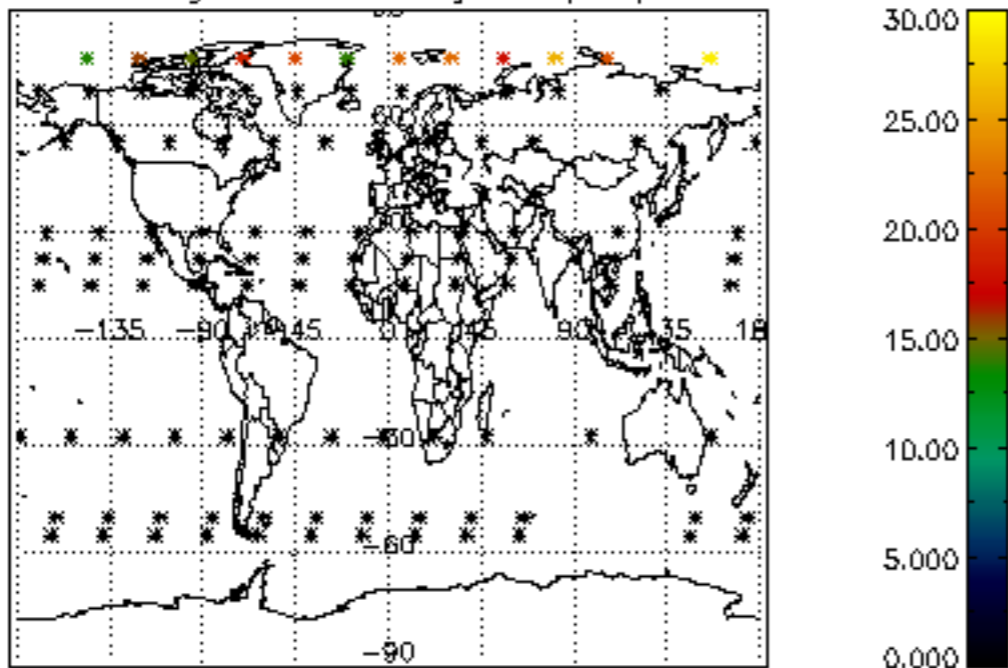
Percentage of star falling outside central band per profile



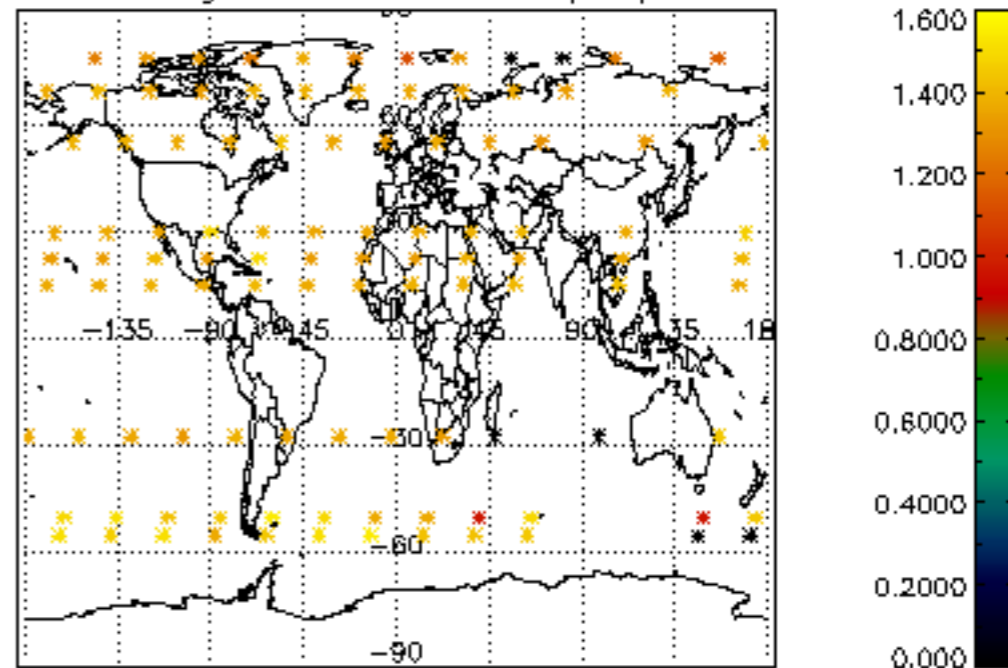
Percentage of saturation errors per profile



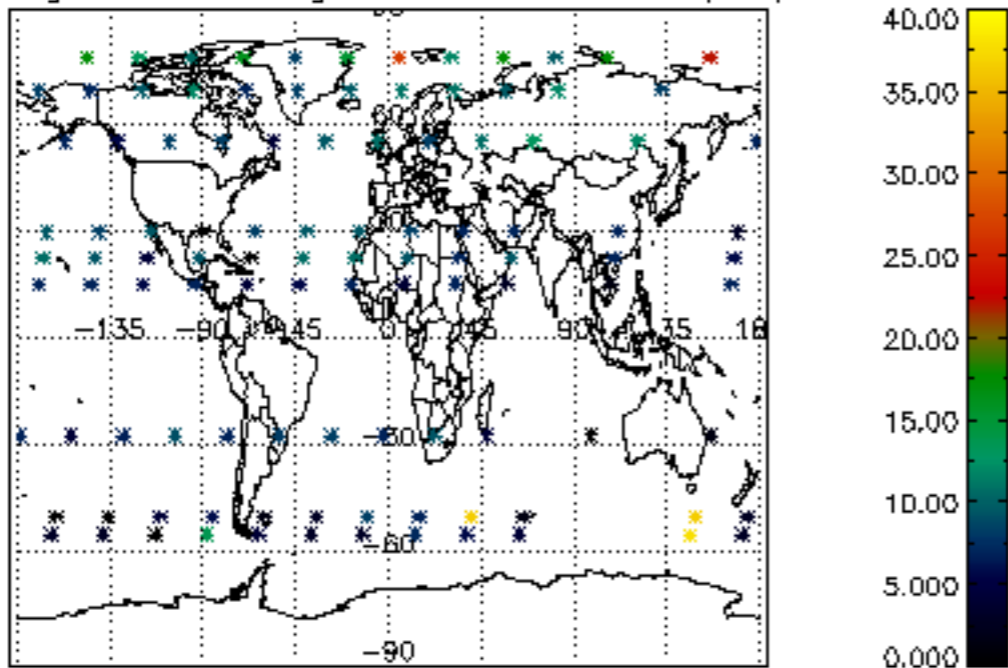
Percentage of cosmic ray hits per profile



Percentage of datation errors per profile



Percentage of star falling outside central band per profile



Percentage of saturation errors per profile

