

GOMOS Level 2 Daily Report

SUMMARY

[1. General Info](#)

[2. Summary of processed GOM_NL_2P products](#)

[3. Level 2 Quality information per product](#)

[3.1 Plot of level 2 quality information per product \(time dependant\)](#)

[3.2 Plot of level 2 quality information per product \(world map\)](#)

[4. Level 1 Quality information per product \(stored on level 2 products\)](#)

[4.1 Plot of level 1 quality information per product \(time dependant\)](#)

[4.1.1 Plot of level 1 quality information per product \(time dependant\): ASCENDING](#)

[4.1.2 Plot of level 1 quality information per product \(time dependant\): DESCENDING](#)

[4.2 Plot of level 1 quality information per product \(world map\)](#)

[4.2.1 Plot of level 1 quality information per product \(world map\): ASCENDING](#)

[4.2.2 Plot of level 1 quality information per product \(world map\): DESCENDING](#)

[5. Ozone profiles based on quality statistics and other trace gas profiles](#)

[5.1 Ozone statistics based on quality of products](#)

[5.2 Plot ozone profiles for all STD \(dark without errors\)](#)

[5.3 Plot ozone profiles where STD < 20% \(dark without errors\)](#)

[5.4. Plot ozone profiles where STD < 10% \(dark without errors\)](#)

[5.5. Plot ozone profiles where STD < 5% \(dark without errors\)](#)

[5.6 Plot NO2 profiles for all STD \(dark without errors\)](#)

[5.7 Plot NO3 profiles for all STD \(dark without errors\)](#)

[5.8 Plot H2O profiles \(only for occultations of stars 1,2,3,4,13,14,16,26,63 dark without errors\) for all STD](#)

[6. Auxiliary Data Files used for the production reported in section 2](#)

This report presents the daily analysis on parameters extracted from GOMOS level 2 data (GOM_NL__2P). It is intended to monitor some important parameters that will impact the quality of these products. A list of level 2 products (and content) that have arrived during the reporting day to the PCF is also given.

Item	Value
Time of report generation	18APR2013 10:50:23
Data source version	GOMOS/6.01
Start time of products	09-09-2005 (09SEP2005 00:00:00)
Stop time of products	10-09-2005 (10SEP2005 00:00:00)
Store outputs in DB	Yes
Nb of level 2 prods	210
Nb of prods with errors	0

2. Summary of processed GOM_NL__2P products.

Nr	Filename	UTC Start time	Limb	Duration	Star Id	Star Name	Star Mag	Star Temp	Nb Meas	Orbit	Prod. error
1	GOM_NL__2PRFIN20050909_001546_000000402040_00345_18435_6678.N1	09-SEP-2005 00:15:46	Dark	39.500	132	15Rho Pup	2.8030	6900.0	79	18435	No
2	GOM_NL__2PRFIN20050909_002010_000000492040_00345_18435_6679.N1	09-SEP-2005 00:20:10	Dark	49.000	65	Lam Vel	2.2040	4400.0	98	18435	No
3	GOM_NL__2PRFIN20050909_002325_000000372040_00345_18435_6680.N1	09-SEP-2005 00:23:25	Dark	37.000	46	Del Vel	1.9540	10600.	74	18435	No
4	GOM_NL__2PRFIN20050909_002453_000000502040_00345_18435_6681.N1	09-SEP-2005 00:24:53	Dark	49.500	41	Eps Car	1.8600	4100.0	99	18435	No
5	GOM_NL__2PRFIN20050909_003529_000000382040_00346_18436_6579.N1	09-SEP-2005 00:35:29	Dark	37.500	135	Bet Hyi	2.8200	5800.0	75	18436	No
6	GOM_NL__2PRFIN20050909_004103_000000392040_00346_18436_6580.N1	09-SEP-2005 00:41:03	Straylight	38.500	148	Alp Tuc	2.8780	4100.0	77	18436	No
7	GOM_NL__2PRFIN20050909_004445_000000402040_00346_18436_6581.N1	09-SEP-2005 00:44:45	Straylight	40.000	31	Alp Gru	1.7340	15200.	80	18436	No
8	GOM_NL__2PRFIN20050909_004733_000000382040_00346_18436_6582.N1	09-SEP-2005 00:47:33	Straylight	38.000	172	Gam Gru	3.0030	13100.	76	18436	No
9	GOM_NL__2PRFIN20050909_005330_000000382040_00346_18436_6583.N1	09-SEP-2005 00:53:30	Bright	37.500	142	49Del Cap	2.8500	8900.0	75	18436	No
10	GOM_NL__2PRFIN20050909_005635_000000382040_00346_18436_6584.N1	09-SEP-2005 00:56:35	Bright	38.000	154	22Bet Aqr	2.8990	5700.0	76	18436	No
11	GOM_NL__2PRFIN20050909_010756_000000352040_00346_18436_6585.N1	09-SEP-2005 01:07:56	Bright	34.500	92	53Eps Cyg	2.5000	4500.0	69	18436	No
12	GOM_NL__2PRFIN20050909_010956_000000352040_00346_18436_6586.N1	09-SEP-2005 01:09:56	Bright	35.000	66	37Gam Cyg	2.2080	5900.0	70	18436	No
13	GOM_NL__2PRFIN20050909_011154_000000372040_00346_18436_6587.N1	09-SEP-2005 01:11:54	Bright	36.500	144	18Del Cyg	2.8600	11000.	73	18436	No
14	GOM_NL__2PRFIN20050909_012352_000000362040_00346_18436_6588.N1	09-SEP-2005 01:23:52	Bright	35.500	60	7Bet UMi	2.0810	3950.0	71	18436	No
15	GOM_NL__2PRFIN20050909_013024_000000372040_00346_18436_6589.N1	09-SEP-2005 01:30:24	Bright	36.500	36	50Alp UMa	1.8000	6300.0	73	18436	No
16	GOM_NL__2PRFIN20050909_013149_000000342040_00346_18436_6590.N1	09-SEP-2005 01:31:49	Bright	34.000	82	48Bet UMa	2.3650	10600.	68	18436	No
17	GOM_NL__2PRFIN20050909_020046_000000452040_00346_18436_6591.N1	09-SEP-2005 02:00:46	Dark	44.500	65	Lam Vel	2.2040	4400.0	89	18436	No
18	GOM_NL__2PRFIN20050909_020401_000000382040_00346_18436_6592.N1	09-SEP-2005 02:04:01	Dark	38.000	46	Del Vel	1.9540	10600.	76	18436	No
19	GOM_NL__2PRFIN20050909_020529_000000442040_00346_18436_6593.N1	09-SEP-2005 02:05:29	Dark	44.000	41	Eps Car	1.8600	4100.0	88	18436	No
20	GOM_NL__2PRFIN20050909_021605_000000372040_00347_18437_6579.N1	09-SEP-2005 02:16:05	Dark	36.500	135	Bet Hyi	2.8200	5800.0	73	18437	No
21	GOM_NL__2PRFIN20050909_022139_000000382040_00347_18437_6580.N1	09-SEP-2005 02:21:39	Straylight	38.000	148	Alp Tuc	2.8780	4100.0	76	18437	No
22	GOM_NL__2PRFIN20050909_022521_000000392040_00347_18437_6581.N1	09-SEP-2005 02:25:21	Straylight	38.500	31	Alp Gru	1.7340	15200.	77	18437	No
23	GOM_NL__2PRFIN20050909_022809_000000382040_00347_18437_6582.N1	09-SEP-2005 02:28:09	Straylight	38.000	172	Gam Gru	3.0030	13100.	76	18437	No
24	GOM_NL__2PRFIN20050909_023407_000000432040_00347_18437_6583.N1	09-SEP-2005 02:34:07	Bright	43.000	142	49Del Cap	2.8500	8900.0	86	18437	No
25	GOM_NL__2PRFIN20050909_024832_000000342040_00347_18437_6584.N1	09-SEP-2005 02:48:32	Bright	33.500	92	53Eps Cyg	2.5000	4500.0	67	18437	No
26	GOM_NL__2PRFIN20050909_025033_000000372040_00347_18437_6585.N1	09-SEP-2005 02:50:33	Bright	36.500	66	37Gam Cyg	2.2080	5900.0	73	18437	No
27	GOM_NL__2PRFIN20050909_025230_000000362040_00347_18437_6586.N1	09-SEP-2005 02:52:30	Bright	36.000	144	18Del Cyg	2.8600	11000.	72	18437	No
28	GOM_NL__2PRFIN20050909_030428_000000372040_00347_18437_6587.N1	09-SEP-2005 03:04:28	Bright	36.500	60	7Bet UMi	2.0810	3950.0	73	18437	No
29	GOM_NL__2PRFIN20050909_031100_000000342040_00347_18437_6588.N1	09-SEP-2005 03:11:00	Bright	34.000	36	50Alp UMa	1.8000	6300.0	68	18437	No
30	GOM_NL__2PRFIN20050909_031225_000000352040_00347_18437_6589.N1	09-SEP-2005 03:12:25	Bright	34.500	82	48Bet UMa	2.3650	10600.	69	18437	No
31	GOM_NL__2PRFIN20050909_033658_000000392040_00347_18437_6590.N1	09-SEP-2005 03:36:58	Dark	39.000	132	15Rho Pup	2.8030	6900.0	78	18437	No
32	GOM_NL__2PRFIN20050909_034122_000000502040_00347_18437_6591.N1	09-SEP-2005 03:41:22	Dark	49.500	65	Lam Vel	2.2040	4400.0	99	18437	No
33	GOM_NL__2PRFIN20050909_034437_000000382040_00347_18437_6592.N1	09-SEP-2005 03:44:37	Dark	38.000	46	Del Vel	1.9540	10600.	76	18437	No
34	GOM_NL__2PRFIN20050909_034605_000000462040_00347_18437_6593.N1	09-SEP-2005 03:46:05	Dark	46.000	41	Eps Car	1.8600	4100.0	92	18437	No
35	GOM_NL__2PRFIN20050909_035641_000000382040_00348_18438_6599.N1	09-SEP-2005 03:56:41	Dark	38.000	135	Bet Hyi	2.8200	5800.0	76	18438	No
36	GOM_NL__2PRFIN20050909_040215_000000392040_00348_18438_6600.N1	09-SEP-2005 04:02:15	Straylight	39.000	148	Alp Tuc	2.8780	4100.0	78	18438	No
37	GOM_NL__2PRFIN20050909_040557_000000372040_00348_18438_6601.N1	09-SEP-2005 04:05:57	Straylight	36.500	31	Alp Gru	1.7340	15200.	73	18438	No
38	GOM_NL__2PRFIN20050909_040845_000000372040_00348_18438_6602.N1	09-SEP-2005 04:08:45	Straylight	36.500	172	Gam Gru	3.0030	13100.	73	18438	No
39	GOM_NL__2PRFIN20050909_041443_000000482040_00348_18438_6603.N1	09-SEP-2005 04:14:43	Bright	47.500	142	49Del Cap	2.8500	8900.0	95	18438	No
40	GOM_NL__2PRFIN20050909_041747_000000382040_00348_18438_6604.N1	09-SEP-2005 04:17:47	Bright	38.000	154	22Bet Aqr	2.8990	5700.0	76	18438	No
41	GOM_NL__2PRFIN20050909_042908_000000352040_00348_18438_6605.N1	09-SEP-2005 04:29:08	Bright	34.500	92	53Eps Cyg	2.5000	4500.0	69	18438	No
42	GOM_NL__2PRFIN20050909_043109_000000372040_00348_18438_6606.N1	09-SEP-2005 04:31:09	Bright	36.500	66	37Gam Cyg	2.2080	5900.0	73	18438	No

43	GOM_NL__2PRFIN20050909_043307_000000372040_00348_18438_6607.N1	09-SEP-2005 04:33:07	Bright	36.500	144	18Del Cyg	2.8600	11000.	73	18438	No
44	GOM_NL__2PRFIN20050909_044505_000000362040_00348_18438_6608.N1	09-SEP-2005 04:45:05	Bright	36.000	60	7Bet UMi	2.0810	3950.0	72	18438	No
45	GOM_NL__2PRFIN20050909_045137_000000362040_00348_18438_6609.N1	09-SEP-2005 04:51:37	Bright	36.000	36	50Alp UMa	1.8000	6300.0	72	18438	No
46	GOM_NL__2PRFIN20050909_045301_000000522040_00348_18438_6610.N1	09-SEP-2005 04:53:01	Bright	52.000	82	48Bet UMa	2.3650	10600.	104	18438	No
47	GOM_NL__2PRFIN20050909_051735_000000402040_00348_18438_6611.N1	09-SEP-2005 05:17:35	Dark	39.500	132	15Rho Pup	2.8030	6900.0	79	18438	No
48	GOM_NL__2PRFIN20050909_052159_000000412040_00348_18438_6612.N1	09-SEP-2005 05:21:59	Dark	41.000	65	Lam Vel	2.2040	4400.0	82	18438	No
49	GOM_NL__2PRFIN20050909_052513_000000382040_00348_18438_6613.N1	09-SEP-2005 05:25:13	Dark	37.500	46	Del Vel	1.9540	10600.	75	18438	No
50	GOM_NL__2PRFIN20050909_052641_000000422040_00348_18438_6614.N1	09-SEP-2005 05:26:41	Dark	42.000	41	Eps Car	1.8600	4100.0	84	18438	No
51	GOM_NL__2PRFIN20050909_053717_000000432040_00349_18439_6662.N1	09-SEP-2005 05:37:17	Dark	43.000	135	Bet Hyi	2.8200	5800.0	86	18439	No
52	GOM_NL__2PRFIN20050909_054252_000000382040_00349_18439_6663.N1	09-SEP-2005 05:42:52	Straylight	38.000	148	Alp Tuc	2.8780	4100.0	76	18439	No
53	GOM_NL__2PRFIN20050909_054633_000000382040_00349_18439_6664.N1	09-SEP-2005 05:46:33	Straylight	37.500	31	Alp Gru	1.7340	15200.	75	18439	No
54	GOM_NL__2PRFIN20050909_054921_000000372040_00349_18439_6665.N1	09-SEP-2005 05:49:21	Straylight	36.500	172	Gam Gru	3.0030	13100.	73	18439	No
55	GOM_NL__2PRFIN20050909_055519_000000402040_00349_18439_6666.N1	09-SEP-2005 05:55:19	Bright	39.500	142	49Del Cap	2.8500	8900.0	79	18439	No
56	GOM_NL__2PRFIN20050909_055824_000000382040_00349_18439_6667.N1	09-SEP-2005 05:58:24	Bright	37.500	154	22Bet Aqr	2.8990	5700.0	75	18439	No
57	GOM_NL__2PRFIN20050909_060944_000000372040_00349_18439_6668.N1	09-SEP-2005 06:09:44	Bright	37.000	92	53Eps Cyg	2.5000	4500.0	74	18439	No
58	GOM_NL__2PRFIN20050909_061145_000000382040_00349_18439_6669.N1	09-SEP-2005 06:11:45	Bright	37.500	66	37Gam Cyg	2.2080	5900.0	75	18439	No
59	GOM_NL__2PRFIN20050909_061343_000000362040_00349_18439_6670.N1	09-SEP-2005 06:13:43	Bright	35.500	144	18Del Cyg	2.8600	11000.	71	18439	No
60	GOM_NL__2PRFIN20050909_062541_000000372040_00349_18439_6671.N1	09-SEP-2005 06:25:41	Bright	36.500	60	7Bet UMi	2.0810	3950.0	73	18439	No
61	GOM_NL__2PRFIN20050909_063213_000000362040_00349_18439_6672.N1	09-SEP-2005 06:32:13	Bright	35.500	36	50Alp UMa	1.8000	6300.0	71	18439	No
62	GOM_NL__2PRFIN20050909_063337_000000352040_00349_18439_6673.N1	09-SEP-2005 06:33:37	Bright	34.500	82	48Bet UMa	2.3650	10600.	69	18439	No
63	GOM_NL__2PRFIN20050909_065811_000000382040_00349_18439_6674.N1	09-SEP-2005 06:58:11	Dark	38.000	132	15Rho Pup	2.8030	6900.0	76	18439	No
64	GOM_NL__2PRFIN20050909_070235_000000472040_00349_18439_6675.N1	09-SEP-2005 07:02:35	Dark	46.500	65	Lam Vel	2.2040	4400.0	93	18439	No
65	GOM_NL__2PRFIN20050909_070549_000000402040_00349_18439_6676.N1	09-SEP-2005 07:05:49	Dark	39.500	46	Del Vel	1.9540	10600.	79	18439	No
66	GOM_NL__2PRFIN20050909_070717_000000442040_00349_18439_6677.N1	09-SEP-2005 07:07:17	Dark	43.500	41	Eps Car	1.8600	4100.0	87	18439	No
67	GOM_NL__2PRFIN20050909_071753_000000372040_00350_18440_6598.N1	09-SEP-2005 07:17:53	Dark	36.500	135	Bet Hyi	2.8200	5800.0	73	18440	No
68	GOM_NL__2PRFIN20050909_072328_000000402040_00350_18440_6599.N1	09-SEP-2005 07:23:28	Straylight	40.000	148	Alp Tuc	2.8780	4100.0	80	18440	No
69	GOM_NL__2PRFIN20050909_072710_000000392040_00350_18440_6600.N1	09-SEP-2005 07:27:10	Straylight	39.000	31	Alp Gru	1.7340	15200.	78	18440	No
70	GOM_NL__2PRFIN20050909_072957_000000362040_00350_18440_6601.N1	09-SEP-2005 07:29:57	Straylight	36.000	172	Gam Gru	3.0030	13100.	72	18440	No
71	GOM_NL__2PRFIN20050909_073555_000000382040_00350_18440_6602.N1	09-SEP-2005 07:35:55	Bright	37.500	142	49Del Cap	2.8500	8900.0	75	18440	No
72	GOM_NL__2PRFIN20050909_073900_000000372040_00350_18440_6603.N1	09-SEP-2005 07:39:00	Bright	36.500	154	22Bet Aqr	2.8990	5700.0	73	18440	No
73	GOM_NL__2PRFIN20050909_075021_000000382040_00350_18440_6604.N1	09-SEP-2005 07:50:21	Bright	37.500	92	53Eps Cyg	2.5000	4500.0	75	18440	No
74	GOM_NL__2PRFIN20050909_075221_000000382040_00350_18440_6605.N1	09-SEP-2005 07:52:21	Bright	38.000	66	37Gam Cyg	2.2080	5900.0	76	18440	No
75	GOM_NL__2PRFIN20050909_075420_000000362040_00350_18440_6606.N1	09-SEP-2005 07:54:20	Bright	36.000	144	18Del Cyg	2.8600	11000.	72	18440	No
76	GOM_NL__2PRFIN20050909_080617_000000372040_00350_18440_6607.N1	09-SEP-2005 08:06:17	Bright	36.500	60	7Bet UMi	2.0810	3950.0	73	18440	No
77	GOM_NL__2PRFIN20050909_081249_000000362040_00350_18440_6608.N1	09-SEP-2005 08:12:49	Bright	36.000	36	50Alp UMa	1.8000	6300.0	72	18440	No
78	GOM_NL__2PRFIN20050909_081414_000000352040_00350_18440_6609.N1	09-SEP-2005 08:14:14	Bright	34.500	82	48Bet UMa	2.3650	10600.	69	18440	No
79	GOM_NL__2PRFIN20050909_083847_000000412040_00350_18440_6610.N1	09-SEP-2005 08:38:47	Dark	41.000	132	15Rho Pup	2.8030	6900.0	82	18440	No
80	GOM_NL__2PRFIN20050909_084311_000000402040_00350_18440_6611.N1	09-SEP-2005 08:43:11	Dark	40.000	65	Lam Vel	2.2040	4400.0	80	18440	No
81	GOM_NL__2PRFIN20050909_084625_000000412040_00350_18440_6612.N1	09-SEP-2005 08:46:25	Dark	40.500	46	Del Vel	1.9540	10600.	81	18440	No
82	GOM_NL__2PRFIN20050909_084753_000000452040_00350_18440_6613.N1	09-SEP-2005 08:47:53	Dark	44.500	41	Eps Car	1.8600	4100.0	89	18440	No
83	GOM_NL__2PRFIN20050909_085829_000000392040_00351_18441_6598.N1	09-SEP-2005 08:58:29	Dark	39.000	135	Bet Hyi	2.8200	5800.0	78	18441	No
84	GOM_NL__2PRFIN20050909_090404_000000402040_00351_18441_6599.N1	09-SEP-2005 09:04:04	Straylight	40.000	148	Alp Tuc	2.8780	4100.0	80	18441	No
85	GOM_NL__2PRFIN20050909_090746_000000422040_00351_18441_6600.N1	09-SEP-2005 09:07:46	Straylight	42.000	31	Alp Gru	1.7340	15200.	84	18441	No
86	GOM_NL__2PRFIN20050909_091034_000000372040_00351_18441_6601.N1	09-SEP-2005 09:10:34	Straylight	36.500	172	Gam Gru	3.0030	13100.	73	18441	No
87	GOM_NL__2PRFIN20050909_091631_000000382040_00351_18441_6602.N1	09-SEP-2005 09:16:31	Bright	38.000	142	49Del Cap	2.8500	8900.0	76	18441	No
88	GOM_NL__2PRFIN20050909_091936_000000362040_00351_18441_6603.N1	09-SEP-2005 09:19:36	Bright	36.000	154	22Bet Aqr	2.8990	5700.0	72	18441	No
89	GOM_NL__2PRFIN20050909_093057_000000382040_00351_18441_6604.N1	09-SEP-2005 09:30:57	Bright	37.500	92	53Eps Cyg	2.5000	4500.0	75	18441	No
90	GOM_NL__2PRFIN20050909_093258_000000382040_00351_18441_6605.N1	09-SEP-2005 09:32:58	Bright	37.500	66	37Gam Cyg	2.2080	5900.0	75	18441	No
91	GOM_NL__2PRFIN20050909_093456_000000362040_00351_18441_6606.N1	09-SEP-2005 09:34:56	Bright	36.000	144	18Del Cyg	2.8600	11000.	72	18441	No
92	GOM_NL__2PRFIN20050909_094653_000000372040_00351_18441_6607.N1	09-SEP-2005 09:46:53	Bright	36.500	60	7Bet UMi	2.0810	3950.0	73	18441	No
93	GOM_NL__2PRFIN20050909_095325_000000352040_00351_18441_6608.N1	09-SEP-2005 09:53:25	Bright	34.500	36	50Alp UMa	1.8000	6300.0	69	18441	No
94	GOM_NL__2PRFIN20050909_095450_000000522040_00351_18441_6609.N1	09-SEP-2005 09:54:50	Bright	52.000	82	48Bet UMa	2.3650	10600.	104	18441	No
95	GOM_NL__2PRFIN20050909_101924_000000412040_00351_18441_6610.N1	09-SEP-2005 10:19:24	Dark	41.000	132	15Rho Pup	2.8030	6900.0	82	18441	No
96	GOM_NL__2PRFIN20050909_102347_000000432040_00351_18441_6611.N1	09-SEP-2005 10:23:47	Dark	43.000	65	Lam Vel	2.2040	4400.0	86	18441	No
97	GOM_NL__2PRFIN20050909_102701_000000422040_00351_18441_6612.N1	09-SEP-2005 10:27:01	Dark	42.000	46	Del Vel	1.9540	10600.	84	18441	No
98	GOM_NL__2PRFIN20050909_102829_000000442040_00351_18441_6613.N1	09-SEP-2005 10:28:29	Dark	43.500	41	Eps Car	1.8600	4100.0	87	18441	No
99	GOM_NL__2PRFIN20050909_103905_000000382040_00352_18442_6598.N1	09-SEP-2005 10:39:05	Dark	38.000	135	Bet Hyi	2.8200	5800.0	76	18442	No
100	GOM_NL__2PRFIN20050909_104440_000000382040_00352_18442_6599.N1	09-SEP-2005 10:44:40	Straylight	37.500	148	Alp Tuc	2.8780	4100.0	75	18442	No
101	GOM_NL__2PRFIN20050909_104822_000000382040_00352_18442_6600.N1	09-SEP-2005 10:48:22	Straylight	37.500	31	Alp Gru	1.7340	15200.	75	18442	No

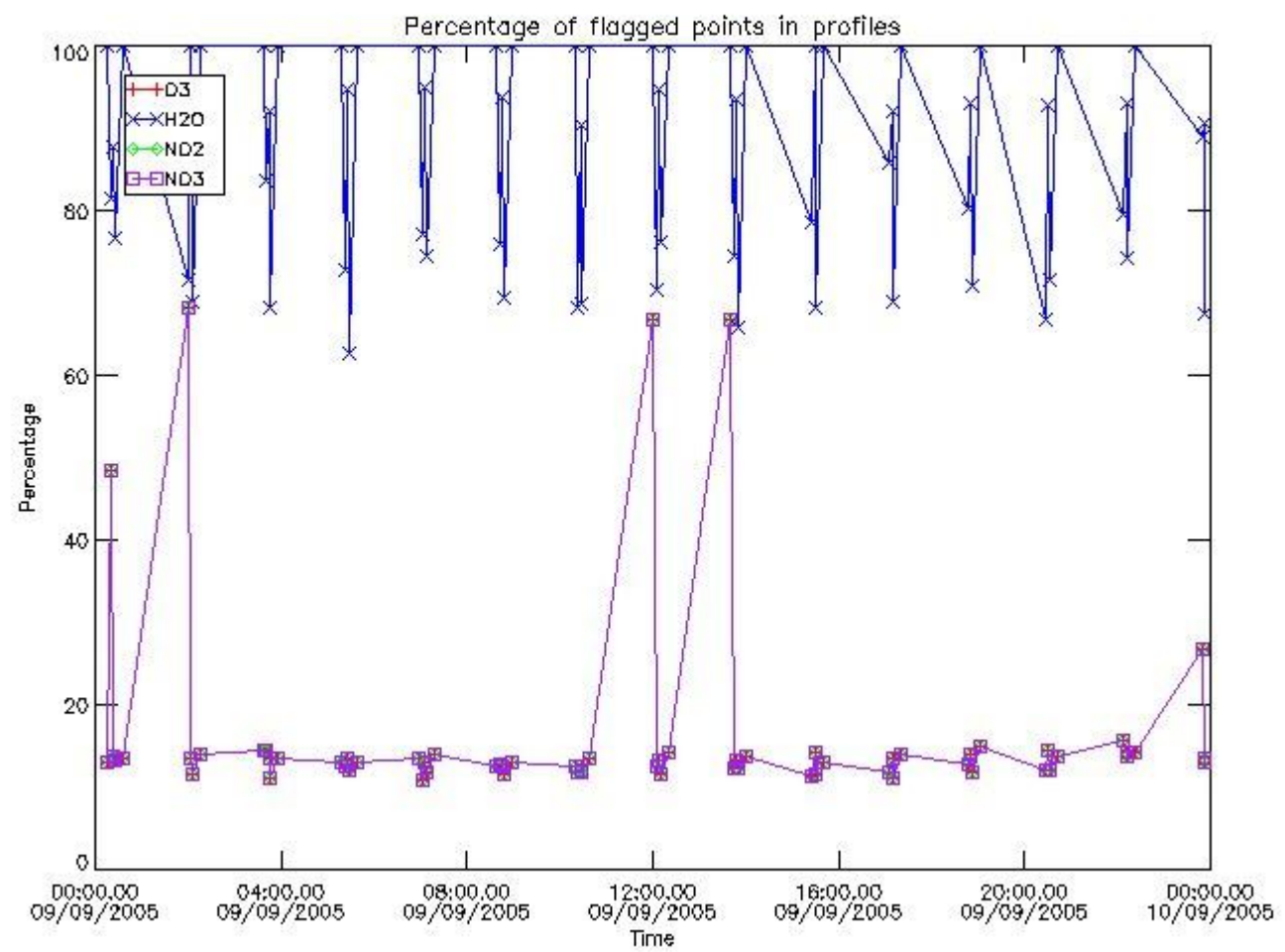
102	GOM_NL__2PRFIN20050909_105110_000000372040_00352_18442_6601.N1	09-SEP-2005 10:51:10	Straylight	36.500	172	Gam Gru	3.0030	13100.	73	18442	No
103	GOM_NL__2PRFIN20050909_105707_000000382040_00352_18442_6602.N1	09-SEP-2005 10:57:07	Bright	38.000	142	49Del Cap	2.8500	8900.0	76	18442	No
104	GOM_NL__2PRFIN20050909_110012_000000372040_00352_18442_6603.N1	09-SEP-2005 11:00:12	Bright	37.000	154	22Bet Aqr	2.8990	5700.0	74	18442	No
105	GOM_NL__2PRFIN20050909_111133_000000342040_00352_18442_6604.N1	09-SEP-2005 11:11:33	Bright	33.500	92	53Eps Cyg	2.5000	4500.0	67	18442	No
106	GOM_NL__2PRFIN20050909_111334_000000342040_00352_18442_6605.N1	09-SEP-2005 11:13:34	Bright	34.000	66	37Gam Cyg	2.2080	5900.0	68	18442	No
107	GOM_NL__2PRFIN20050909_111532_000000362040_00352_18442_6606.N1	09-SEP-2005 11:15:32	Bright	36.000	144	18Del Cyg	2.8600	11000.	72	18442	No
108	GOM_NL__2PRFIN20050909_112730_000000362040_00352_18442_6607.N1	09-SEP-2005 11:27:30	Bright	36.000	60	7Bet UMi	2.0810	3950.0	72	18442	No
109	GOM_NL__2PRFIN20050909_113401_000000442040_00352_18442_6608.N1	09-SEP-2005 11:34:01	Bright	43.500	36	50Alp UMa	1.8000	6300.0	87	18442	No
110	GOM_NL__2PRFIN20050909_113526_000000492040_00352_18442_6609.N1	09-SEP-2005 11:35:26	Bright	48.500	82	48Bet UMa	2.3650	10600.	97	18442	No
111	GOM_NL__2PRFIN20050909_120000_000000082040_00352_18442_6610.N1	09-SEP-2005 12:00:00	Dark	8.0000	132	15Rho Pup	2.8030	6900.0	16	18442	No
112	GOM_NL__2PRFIN20050909_120423_000000412040_00352_18442_6611.N1	09-SEP-2005 12:04:23	Dark	41.000	65	Lam Vel	2.2040	4400.0	82	18442	No
113	GOM_NL__2PRFIN20050909_120737_000000392040_00352_18442_6612.N1	09-SEP-2005 12:07:37	Dark	38.500	46	Del Vel	1.9540	10600.	77	18442	No
114	GOM_NL__2PRFIN20050909_120905_000000452040_00352_18442_6613.N1	09-SEP-2005 12:09:05	Dark	44.500	41	Eps Car	1.8600	4100.0	89	18442	No
115	GOM_NL__2PRFIN20050909_121941_000000362040_00353_18443_6598.N1	09-SEP-2005 12:19:41	Dark	36.000	135	Bet Hyi	2.8200	5800.0	72	18443	No
116	GOM_NL__2PRFIN20050909_122516_000000432040_00353_18443_6599.N1	09-SEP-2005 12:25:16	Straylight	43.000	148	Alp Tuc	2.8780	4100.0	86	18443	No
117	GOM_NL__2PRFIN20050909_122858_000000432040_00353_18443_6600.N1	09-SEP-2005 12:28:58	Straylight	43.000	31	Alp Gru	1.7340	15200.	86	18443	No
118	GOM_NL__2PRFIN20050909_123146_000000372040_00353_18443_6601.N1	09-SEP-2005 12:31:46	Straylight	36.500	172	Gam Gru	3.0030	13100.	73	18443	No
119	GOM_NL__2PRFIN20050909_123743_000000392040_00353_18443_6602.N1	09-SEP-2005 12:37:43	Bright	39.000	142	49Del Cap	2.8500	8900.0	78	18443	No
120	GOM_NL__2PRFIN20050909_124048_000000382040_00353_18443_6603.N1	09-SEP-2005 12:40:48	Bright	37.500	154	22Bet Aqr	2.8990	5700.0	75	18443	No
121	GOM_NL__2PRFIN20050909_125209_000000342040_00353_18443_6604.N1	09-SEP-2005 12:52:09	Bright	34.000	92	53Eps Cyg	2.5000	4500.0	68	18443	No
122	GOM_NL__2PRFIN20050909_125410_000000382040_00353_18443_6605.N1	09-SEP-2005 12:54:10	Bright	38.000	66	37Gam Cyg	2.2080	5900.0	76	18443	No
123	GOM_NL__2PRFIN20050909_125608_000000352040_00353_18443_6606.N1	09-SEP-2005 12:56:08	Bright	34.500	144	18Del Cyg	2.8600	11000.	69	18443	No
124	GOM_NL__2PRFIN20050909_130806_000000382040_00353_18443_6607.N1	09-SEP-2005 13:08:06	Bright	37.500	60	7Bet UMi	2.0810	3950.0	75	18443	No
125	GOM_NL__2PRFIN20050909_131437_000000352040_00353_18443_6608.N1	09-SEP-2005 13:14:37	Bright	35.000	36	50Alp UMa	1.8000	6300.0	70	18443	No
126	GOM_NL__2PRFIN20050909_131602_000000332040_00353_18443_6609.N1	09-SEP-2005 13:16:02	Bright	33.000	82	48Bet UMa	2.3650	10600.	66	18443	No
127	GOM_NL__2PRFIN20050909_134036_000000082040_00353_18443_6610.N1	09-SEP-2005 13:40:36	Dark	8.0000	132	15Rho Pup	2.8030	6900.0	16	18443	No
128	GOM_NL__2PRFIN20050909_134459_000000422040_00353_18443_6611.N1	09-SEP-2005 13:44:59	Dark	41.500	65	Lam Vel	2.2040	4400.0	83	18443	No
129	GOM_NL__2PRFIN20050909_134813_000000392040_00353_18443_6612.N1	09-SEP-2005 13:48:13	Dark	38.500	46	Del Vel	1.9540	10600.	77	18443	No
130	GOM_NL__2PRFIN20050909_134942_000000422040_00353_18443_6613.N1	09-SEP-2005 13:49:42	Dark	41.500	41	Eps Car	1.8600	4100.0	83	18443	No
131	GOM_NL__2PRFIN20050909_140018_000000372040_00354_18444_6598.N1	09-SEP-2005 14:00:18	Dark	37.000	135	Bet Hyi	2.8200	5800.0	74	18444	No
132	GOM_NL__2PRFIN20050909_140552_000000412040_00354_18444_6599.N1	09-SEP-2005 14:05:52	Straylight	41.000	148	Alp Tuc	2.8780	4100.0	82	18444	No
133	GOM_NL__2PRFIN20050909_140934_000000392040_00354_18444_6600.N1	09-SEP-2005 14:09:34	Straylight	38.500	31	Alp Gru	1.7340	15200.	77	18444	No
134	GOM_NL__2PRFIN20050909_141222_000000372040_00354_18444_6601.N1	09-SEP-2005 14:12:22	Straylight	36.500	172	Gam Gru	3.0030	13100.	73	18444	No
135	GOM_NL__2PRFIN20050909_141819_000000412040_00354_18444_6602.N1	09-SEP-2005 14:18:19	Bright	40.500	142	49Del Cap	2.8500	8900.0	81	18444	No
136	GOM_NL__2PRFIN20050909_142124_000000372040_00354_18444_6603.N1	09-SEP-2005 14:21:24	Bright	37.000	154	22Bet Aqr	2.8990	5700.0	74	18444	No
137	GOM_NL__2PRFIN20050909_143245_000000342040_00354_18444_6604.N1	09-SEP-2005 14:32:45	Bright	34.000	92	53Eps Cyg	2.5000	4500.0	68	18444	No
138	GOM_NL__2PRFIN20050909_143446_000000372040_00354_18444_6605.N1	09-SEP-2005 14:34:46	Bright	36.500	66	37Gam Cyg	2.2080	5900.0	73	18444	No
139	GOM_NL__2PRFIN20050909_143645_000000362040_00354_18444_6606.N1	09-SEP-2005 14:36:45	Bright	36.000	144	18Del Cyg	2.8600	11000.	72	18444	No
140	GOM_NL__2PRFIN20050909_144842_000000342040_00354_18444_6607.N1	09-SEP-2005 14:48:42	Bright	34.000	60	7Bet UMi	2.0810	3950.0	68	18444	No
141	GOM_NL__2PRFIN20050909_145514_000000362040_00354_18444_6608.N1	09-SEP-2005 14:55:14	Bright	35.500	36	50Alp UMa	1.8000	6300.0	71	18444	No
142	GOM_NL__2PRFIN20050909_145638_000000332040_00354_18444_6609.N1	09-SEP-2005 14:56:38	Bright	32.500	82	48Bet UMa	2.3650	10600.	65	18444	No
143	GOM_NL__2PRFIN20050909_152535_000000452040_00354_18444_6610.N1	09-SEP-2005 15:25:35	Dark	45.000	65	Lam Vel	2.2040	4400.0	90	18444	No
144	GOM_NL__2PRFIN20050909_152849_000000362040_00354_18444_6611.N1	09-SEP-2005 15:28:49	Dark	36.000	46	Del Vel	1.9540	10600.	72	18444	No
145	GOM_NL__2PRFIN20050909_153018_000000452040_00354_18444_6612.N1	09-SEP-2005 15:30:18	Dark	44.500	41	Eps Car	1.8600	4100.0	89	18444	No
146	GOM_NL__2PRFIN20050909_154054_000000402040_00355_18445_6598.N1	09-SEP-2005 15:40:54	Dark	39.500	135	Bet Hyi	2.8200	5800.0	79	18445	No
147	GOM_NL__2PRFIN20050909_154628_000000382040_00355_18445_6599.N1	09-SEP-2005 15:46:28	Straylight	37.500	148	Alp Tuc	2.8780	4100.0	75	18445	No
148	GOM_NL__2PRFIN20050909_155010_000000392040_00355_18445_6600.N1	09-SEP-2005 15:50:10	Straylight	38.500	31	Alp Gru	1.7340	15200.	77	18445	No
149	GOM_NL__2PRFIN20050909_155258_000000372040_00355_18445_6601.N1	09-SEP-2005 15:52:58	Straylight	36.500	172	Gam Gru	3.0030	13100.	73	18445	No
150	GOM_NL__2PRFIN20050909_155855_000000412040_00355_18445_6602.N1	09-SEP-2005 15:58:55	Bright	41.000	142	49Del Cap	2.8500	8900.0	82	18445	No
151	GOM_NL__2PRFIN20050909_160200_000000372040_00355_18445_6603.N1	09-SEP-2005 16:02:00	Bright	36.500	154	22Bet Aqr	2.8990	5700.0	73	18445	No
152	GOM_NL__2PRFIN20050909_161321_000000372040_00355_18445_6604.N1	09-SEP-2005 16:13:21	Bright	36.500	92	53Eps Cyg	2.5000	4500.0	73	18445	No
153	GOM_NL__2PRFIN20050909_161522_000000372040_00355_18445_6605.N1	09-SEP-2005 16:15:22	Bright	37.000	66	37Gam Cyg	2.2080	5900.0	74	18445	No
154	GOM_NL__2PRFIN20050909_161721_000000362040_00355_18445_6606.N1	09-SEP-2005 16:17:21	Bright	35.500	144	18Del Cyg	2.8600	11000.	71	18445	No
155	GOM_NL__2PRFIN20050909_162918_000000362040_00355_18445_6607.N1	09-SEP-2005 16:29:18	Bright	36.000	60	7Bet UMi	2.0810	3950.0	72	18445	No
156	GOM_NL__2PRFIN20050909_163550_000000352040_00355_18445_6608.N1	09-SEP-2005 16:35:50	Bright	34.500	36	50Alp UMa	1.8000	6300.0	69	18445	No
157	GOM_NL__2PRFIN20050909_163714_000000522040_00355_18445_6609.N1	09-SEP-2005 16:37:14	Bright	52.000	82	48Bet UMa	2.3650	10600.	104	18445	No
158	GOM_NL__2PRFIN20050909_170611_000000432040_00355_18445_6610.N1	09-SEP-2005 17:06:11	Dark	43.000	65	Lam Vel	2.2040	4400.0	86	18445	No
159	GOM_NL__2PRFIN20050909_170925_000000382040_00355_18445_6611.N1	09-SEP-2005 17:09:25	Dark	38.000	46	Del Vel	1.9540	10600.	76	18445	No
160	GOM_NL__2PRFIN20050909_171054_000000462040_00355_18445_6612.N1	09-SEP-2005 17:10:54	Dark	45.500	41	Eps Car	1.8600	4100.0	91	18445	No

161	GOM_NL__2PRFIN20050909_172130_000000372040_00356_18446_6598.N1	09-SEP-2005 17:21:30	Dark	36.500	135	Bet Hyi	2.8200	5800.0	73	18446	No
162	GOM_NL__2PRFIN20050909_172704_000000382040_00356_18446_6599.N1	09-SEP-2005 17:27:04	Straylight	38.000	148	Alp Tuc	2.8780	4100.0	76	18446	No
163	GOM_NL__2PRFIN20050909_173046_000000432040_00356_18446_6600.N1	09-SEP-2005 17:30:46	Straylight	42.500	31	Alp Gru	1.7340	15200.	85	18446	No
164	GOM_NL__2PRFIN20050909_173334_000000382040_00356_18446_6601.N1	09-SEP-2005 17:33:34	Straylight	38.000	172	Gam Gru	3.0030	13100.	76	18446	No
165	GOM_NL__2PRFIN20050909_173931_000000392040_00356_18446_6602.N1	09-SEP-2005 17:39:31	Bright	39.000	142	49Del Cap	2.8500	8900.0	78	18446	No
166	GOM_NL__2PRFIN20050909_174236_000000382040_00356_18446_6603.N1	09-SEP-2005 17:42:36	Bright	37.500	154	22Bet Aqr	2.8990	5700.0	75	18446	No
167	GOM_NL__2PRFIN20050909_175357_000000372040_00356_18446_6604.N1	09-SEP-2005 17:53:57	Bright	37.000	92	53Eps Cyg	2.5000	4500.0	74	18446	No
168	GOM_NL__2PRFIN20050909_175559_000000382040_00356_18446_6605.N1	09-SEP-2005 17:55:59	Bright	37.500	66	37Gam Cyg	2.2080	5900.0	75	18446	No
169	GOM_NL__2PRFIN20050909_175757_000000352040_00356_18446_6606.N1	09-SEP-2005 17:57:57	Bright	34.500	144	18Del Cyg	2.8600	11000.	69	18446	No
170	GOM_NL__2PRFIN20050909_180955_000000372040_00356_18446_6607.N1	09-SEP-2005 18:09:55	Bright	37.000	60	7Bet UMi	2.0810	3950.0	74	18446	No
171	GOM_NL__2PRFIN20050909_181626_000000332040_00356_18446_6608.N1	09-SEP-2005 18:16:26	Bright	33.000	36	50Alp UMa	1.8000	6300.0	66	18446	No
172	GOM_NL__2PRFIN20050909_181751_000000342040_00356_18446_6609.N1	09-SEP-2005 18:17:51	Bright	34.000	82	48Bet UMa	2.3650	10600.	68	18446	No
173	GOM_NL__2PRFIN20050909_184647_000000442040_00356_18446_6610.N1	09-SEP-2005 18:46:47	Dark	43.500	65	Lam Vel	2.2040	4400.0	87	18446	No
174	GOM_NL__2PRFIN20050909_185001_000000372040_00356_18446_6611.N1	09-SEP-2005 18:50:01	Dark	36.500	46	Del Vel	1.9540	10600.	73	18446	No
175	GOM_NL__2PRFIN20050909_185130_000000442040_00356_18446_6612.N1	09-SEP-2005 18:51:30	Dark	43.500	41	Eps Car	1.8600	4100.0	87	18446	No
176	GOM_NL__2PRFIN20050909_190206_000000372040_00357_18447_6598.N1	09-SEP-2005 19:02:06	Dark	37.000	135	Bet Hyi	2.8200	5800.0	74	18447	No
177	GOM_NL__2PRFIN20050909_190741_000000462040_00357_18447_6599.N1	09-SEP-2005 19:07:41	Straylight	45.500	148	Alp Tuc	2.8780	4100.0	91	18447	No
178	GOM_NL__2PRFIN20050909_191123_000000412040_00357_18447_6600.N1	09-SEP-2005 19:11:23	Straylight	40.500	31	Alp Gru	1.7340	15200.	81	18447	No
179	GOM_NL__2PRFIN20050909_191410_000000382040_00357_18447_6601.N1	09-SEP-2005 19:14:10	Straylight	37.500	172	Gam Gru	3.0030	13100.	75	18447	No
180	GOM_NL__2PRFIN20050909_192008_000000412040_00357_18447_6602.N1	09-SEP-2005 19:20:08	Bright	40.500	142	49Del Cap	2.8500	8900.0	81	18447	No
181	GOM_NL__2PRFIN20050909_192312_000000382040_00357_18447_6603.N1	09-SEP-2005 19:23:12	Bright	37.500	154	22Bet Aqr	2.8990	5700.0	75	18447	No
182	GOM_NL__2PRFIN20050909_193433_000000362040_00357_18447_6604.N1	09-SEP-2005 19:34:33	Bright	36.000	92	53Eps Cyg	2.5000	4500.0	72	18447	No
183	GOM_NL__2PRFIN20050909_193635_000000372040_00357_18447_6605.N1	09-SEP-2005 19:36:35	Bright	37.000	66	37Gam Cyg	2.2080	5900.0	74	18447	No
184	GOM_NL__2PRFIN20050909_193834_000000362040_00357_18447_6606.N1	09-SEP-2005 19:38:34	Bright	36.000	144	18Del Cyg	2.8600	11000.	72	18447	No
185	GOM_NL__2PRFIN20050909_195031_000000362040_00357_18447_6607.N1	09-SEP-2005 19:50:31	Bright	36.000	60	7Bet UMi	2.0810	3950.0	72	18447	No
186	GOM_NL__2PRFIN20050909_195702_000000352040_00357_18447_6608.N1	09-SEP-2005 19:57:02	Bright	35.000	36	50Alp UMa	1.8000	6300.0	70	18447	No
187	GOM_NL__2PRFIN20050909_195827_000000352040_00357_18447_6609.N1	09-SEP-2005 19:58:27	Bright	34.500	82	48Bet UMa	2.3650	10600.	69	18447	No
188	GOM_NL__2PRFIN20050909_202723_000000432040_00357_18447_6610.N1	09-SEP-2005 20:27:23	Dark	42.500	65	Lam Vel	2.2040	4400.0	85	18447	No
189	GOM_NL__2PRFIN20050909_203037_000000362040_00357_18447_6611.N1	09-SEP-2005 20:30:37	Dark	35.500	46	Del Vel	1.9540	10600.	71	18447	No
190	GOM_NL__2PRFIN20050909_203206_000000432040_00357_18447_6612.N1	09-SEP-2005 20:32:06	Dark	42.500	41	Eps Car	1.8600	4100.0	85	18447	No
191	GOM_NL__2PRFIN20050909_204242_000000372040_00358_18448_6618.N1	09-SEP-2005 20:42:42	Dark	37.000	135	Bet Hyi	2.8200	5800.0	74	18448	No
192	GOM_NL__2PRFIN20050909_204817_000000372040_00358_18448_6619.N1	09-SEP-2005 20:48:17	Straylight	36.500	148	Alp Tuc	2.8780	4100.0	73	18448	No
193	GOM_NL__2PRFIN20050909_220759_000000492040_00358_18448_6620.N1	09-SEP-2005 22:07:59	Dark	49.000	65	Lam Vel	2.2040	4400.0	98	18448	No
194	GOM_NL__2PRFIN20050909_221113_000000362040_00358_18448_6621.N1	09-SEP-2005 22:11:13	Dark	36.000	46	Del Vel	1.9540	10600.	72	18448	No
195	GOM_NL__2PRFIN20050909_221242_000000412040_00358_18448_6622.N1	09-SEP-2005 22:12:42	Dark	41.000	41	Eps Car	1.8600	4100.0	82	18448	No
196	GOM_NL__2PRFIN20050909_222318_000000362040_00359_18449_6618.N1	09-SEP-2005 22:23:18	Dark	36.000	135	Bet Hyi	2.8200	5800.0	72	18449	No
197	GOM_NL__2PRFIN20050909_222853_000000422040_00359_18449_6619.N1	09-SEP-2005 22:28:53	Straylight	42.000	148	Alp Tuc	2.8780	4100.0	84	18449	No
198	GOM_NL__2PRFIN20050909_223235_000000382040_00359_18449_6620.N1	09-SEP-2005 22:32:35	Straylight	38.000	31	Alp Gru	1.7340	15200.	76	18449	No
199	GOM_NL__2PRFIN20050909_223522_000000372040_00359_18449_6621.N1	09-SEP-2005 22:35:22	Straylight	36.500	172	Gam Gru	3.0030	13100.	73	18449	No
200	GOM_NL__2PRFIN20050909_224120_000000462040_00359_18449_6622.N1	09-SEP-2005 22:41:20	Bright	46.000	142	49Del Cap	2.8500	8900.0	92	18449	No
201	GOM_NL__2PRFIN20050909_224424_000000372040_00359_18449_6623.N1	09-SEP-2005 22:44:24	Bright	36.500	154	22Bet Aqr	2.8990	5700.0	73	18449	No
202	GOM_NL__2PRFIN20050909_225546_000000342040_00359_18449_6624.N1	09-SEP-2005 22:55:46	Bright	34.000	92	53Eps Cyg	2.5000	4500.0	68	18449	No
203	GOM_NL__2PRFIN20050909_225747_000000372040_00359_18449_6625.N1	09-SEP-2005 22:57:47	Bright	37.000	66	37Gam Cyg	2.2080	5900.0	74	18449	No
204	GOM_NL__2PRFIN20050909_225946_000000362040_00359_18449_6626.N1	09-SEP-2005 22:59:46	Bright	36.000	144	18Del Cyg	2.8600	11000.	72	18449	No
205	GOM_NL__2PRFIN20050909_231143_000000372040_00359_18449_6627.N1	09-SEP-2005 23:11:43	Bright	36.500	60	7Bet UMi	2.0810	3950.0	73	18449	No
206	GOM_NL__2PRFIN20050909_231815_000000362040_00359_18449_6628.N1	09-SEP-2005 23:18:15	Bright	35.500	36	50Alp UMa	1.8000	6300.0	71	18449	No
207	GOM_NL__2PRFIN20050909_231939_000000342040_00359_18449_6629.N1	09-SEP-2005 23:19:39	Bright	34.000	82	48Bet UMa	2.3650	10600.	68	18449	No
208	GOM_NL__2PRFIN20050909_234835_000000462040_00359_18449_6630.N1	09-SEP-2005 23:48:35	Dark	45.500	65	Lam Vel	2.2040	4400.0	91	18449	No
209	GOM_NL__2PRFIN20050909_235149_000000382040_00359_18449_6631.N1	09-SEP-2005 23:51:49	Dark	38.000	46	Del Vel	1.9540	10600.	76	18449	No
210	GOM_NL__2PRFIN20050909_235318_000000472040_00359_18449_6632.N1	09-SEP-2005 23:53:18	Dark	46.500	41	Eps Car	1.8600	4100.0	93	18449	No

3. Quality information per product

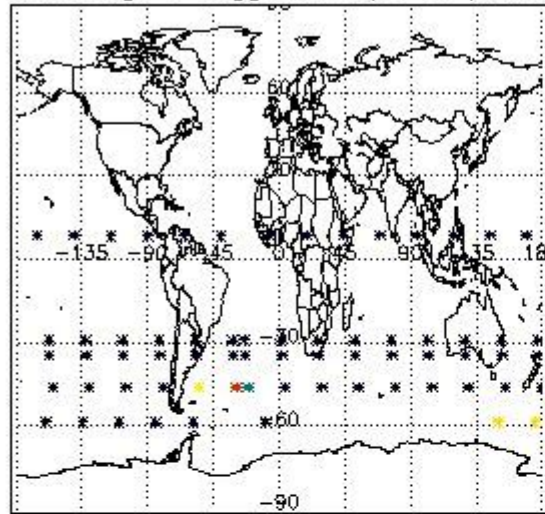
In this section it is plotted some information contained in the Quality Summary data set of the level 2 products. Only products in dark limb conditions and without errors (error flag in the MPH set to "0") are used.

3.1 Plot quality information per product (time dependant)

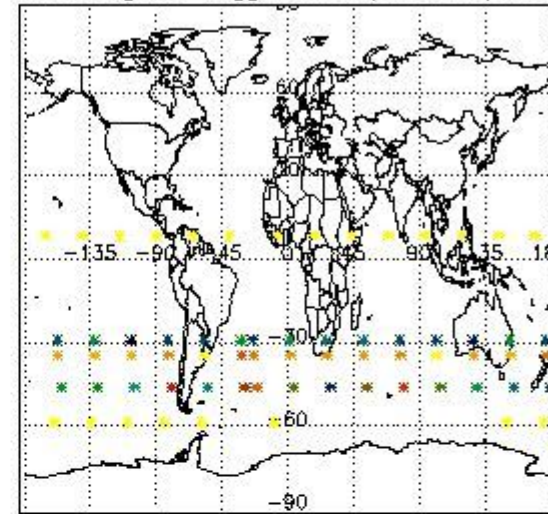


3.2 Plot quality information per product (world map)


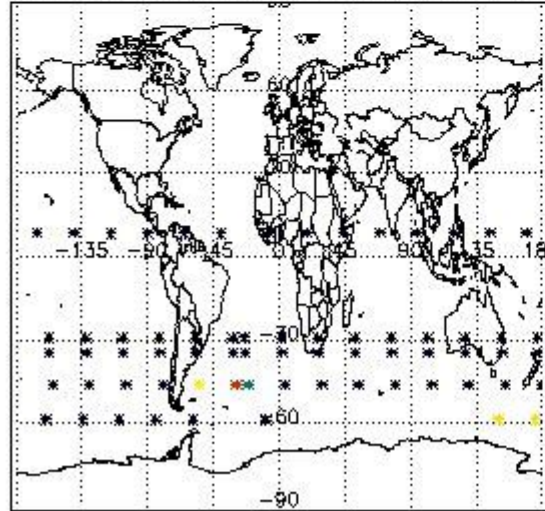
Percentage of flagged data per O3 profile



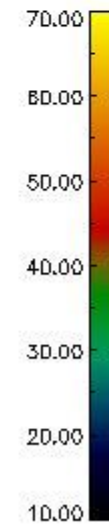
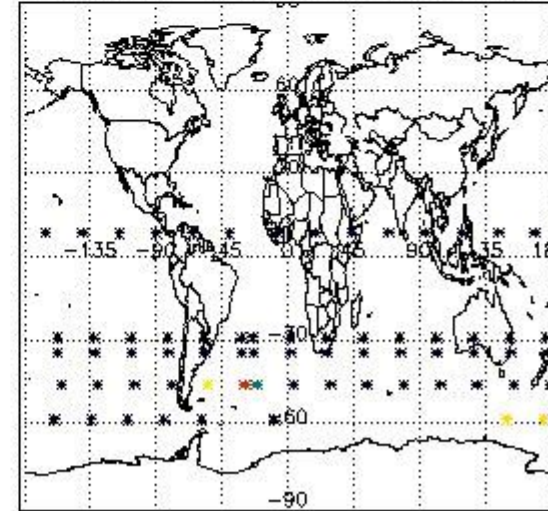
Percentage of flagged data per H2O profile



Percentage of flagged data per NO2 profile



Percentage of flagged data per NO3 profile

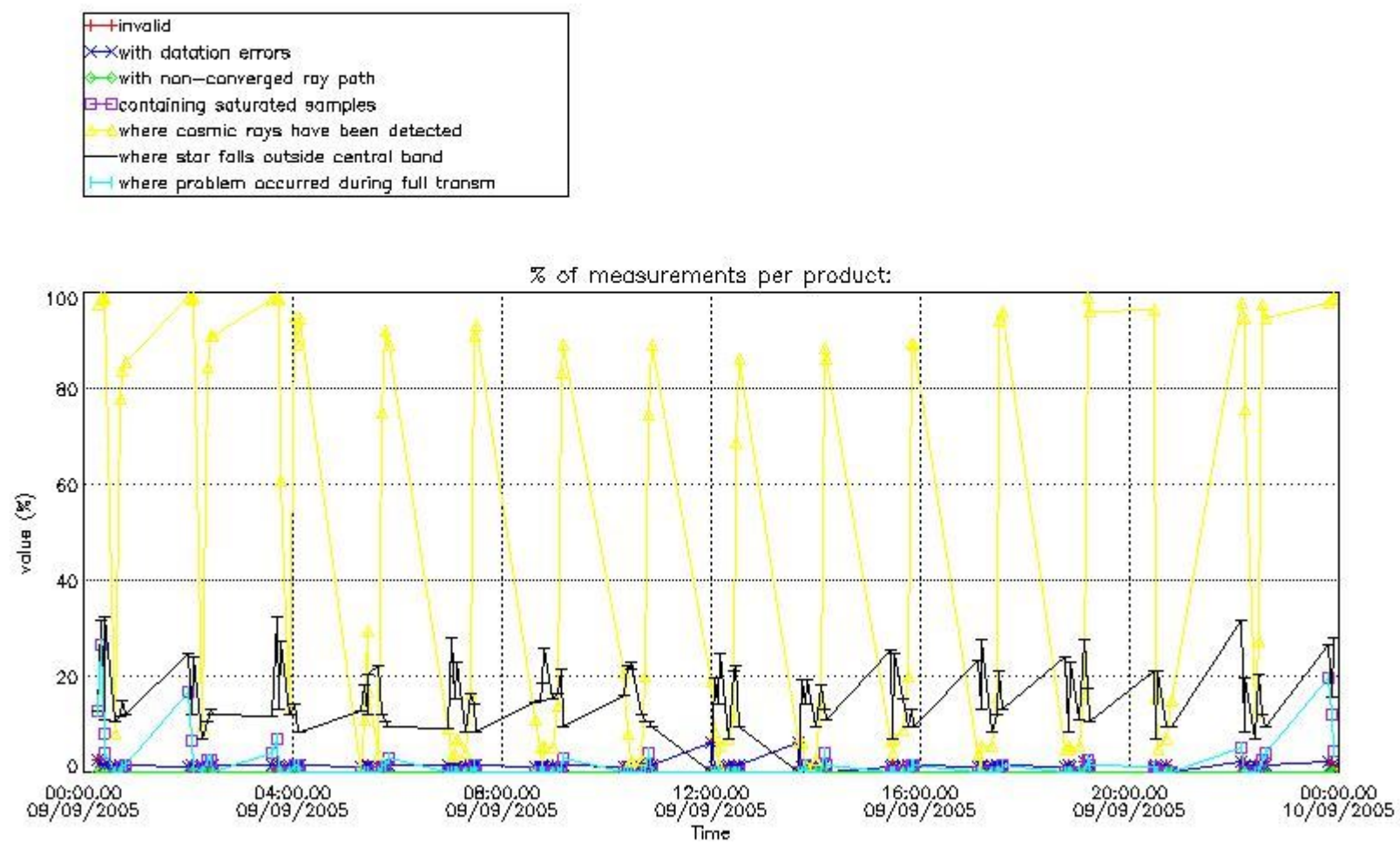


4. Level 1 quality information per product

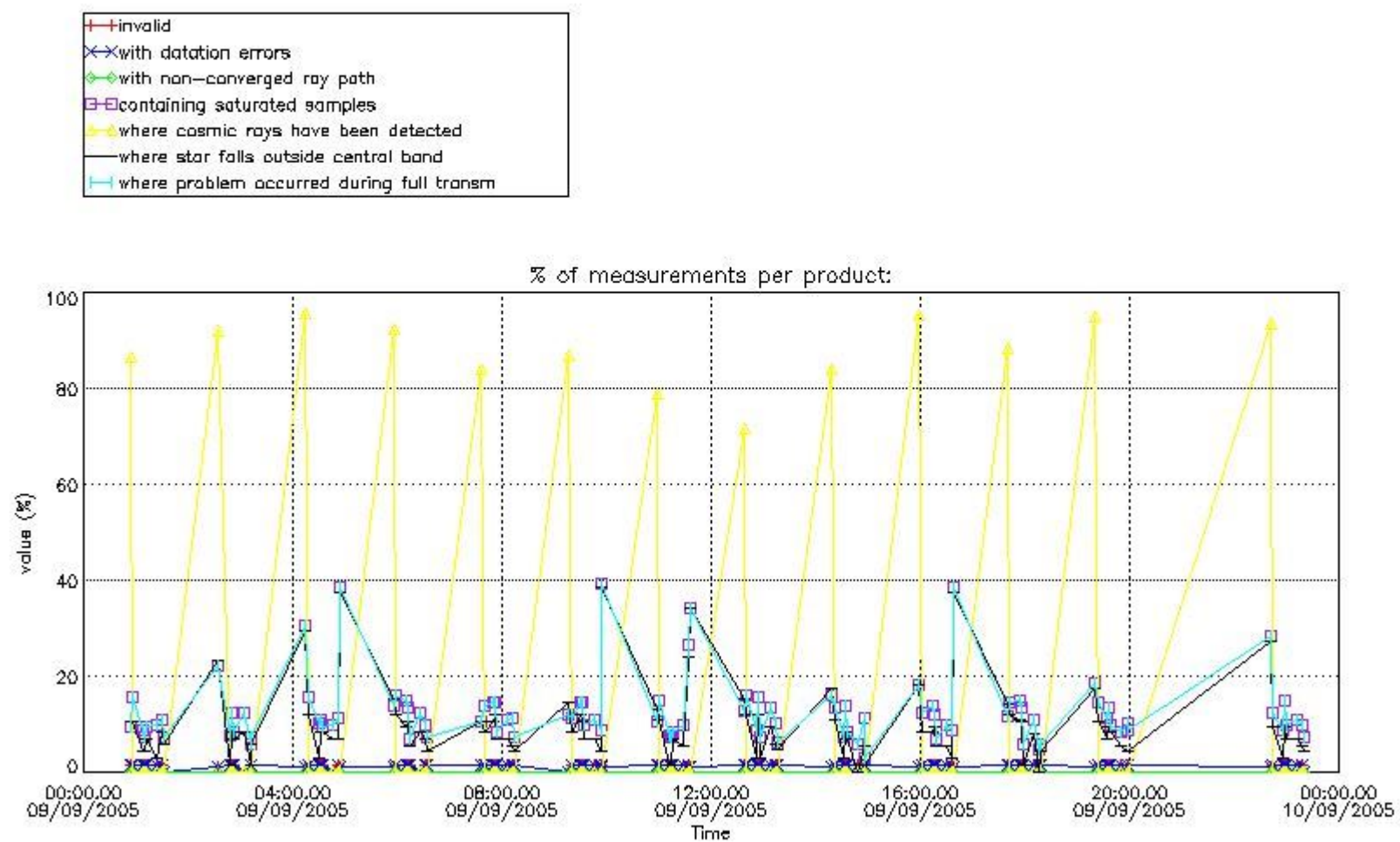
In this section it is plotted some information contained in the Quality Summary data set of the level 2 products that comes from the level 1b processing. Products without errors (error flag in the MPH set to "0") are used.

4.1 Plot quality information per product (time dependant) coming from level 1b processing

4.1.1 Plot level 1 quality information per product (time dependant): ENVISAT ASCENDING passes



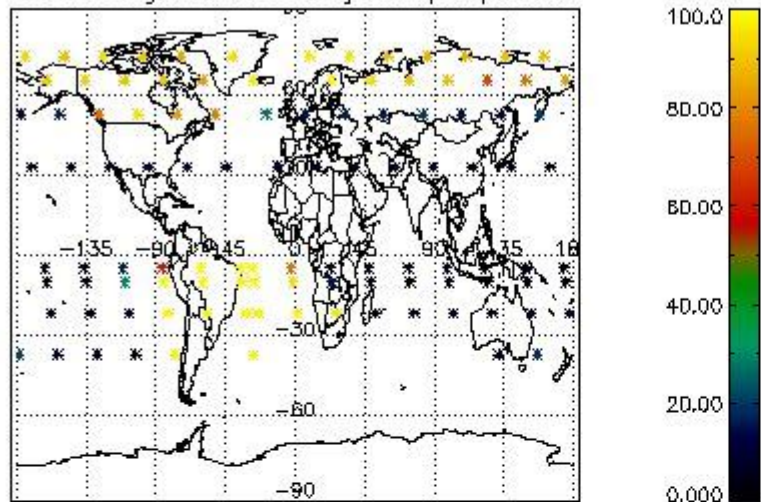
4.1.2 Plot level 1 quality information per product (time dependant): ENVI SAT DESCENDING passes



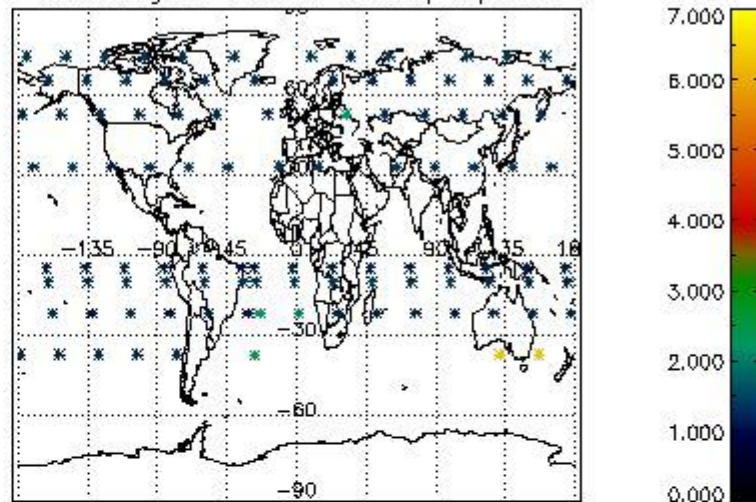
4.2 Plot quality information per product coming from level 1b processing (world map)

4.2.1 Plot level 1 quality information per product (world map): ENVISAT ASCENDING passes

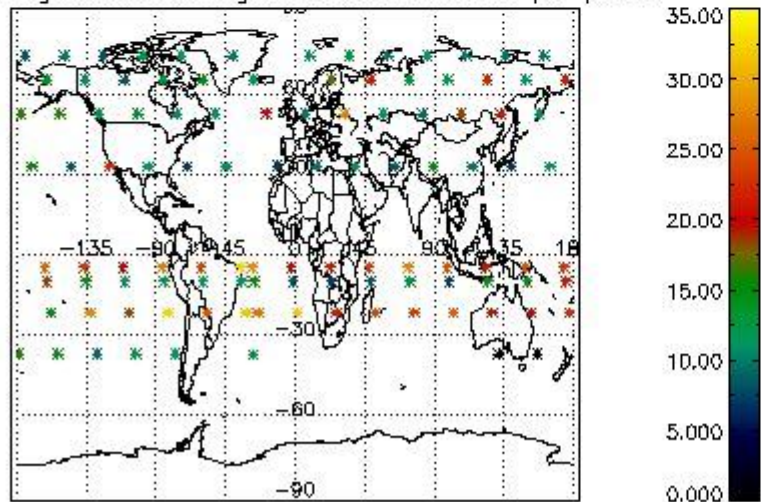
Percentage of cosmic ray hits per profile



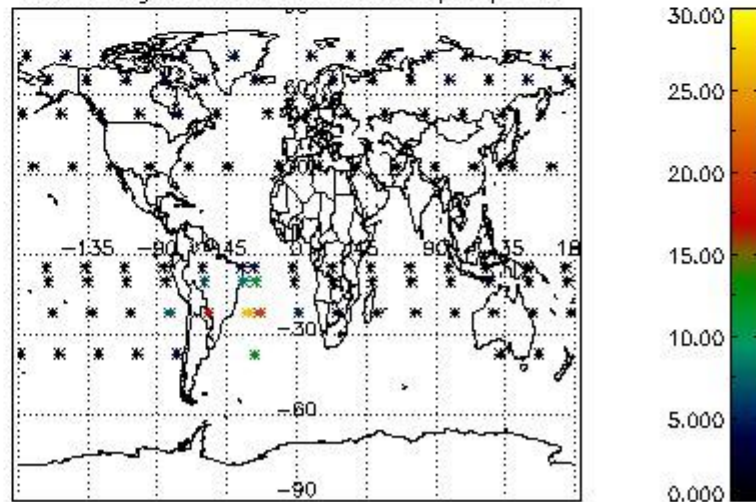
Percentage of datation errors per profile



Percentage of star falling outside central band per profile

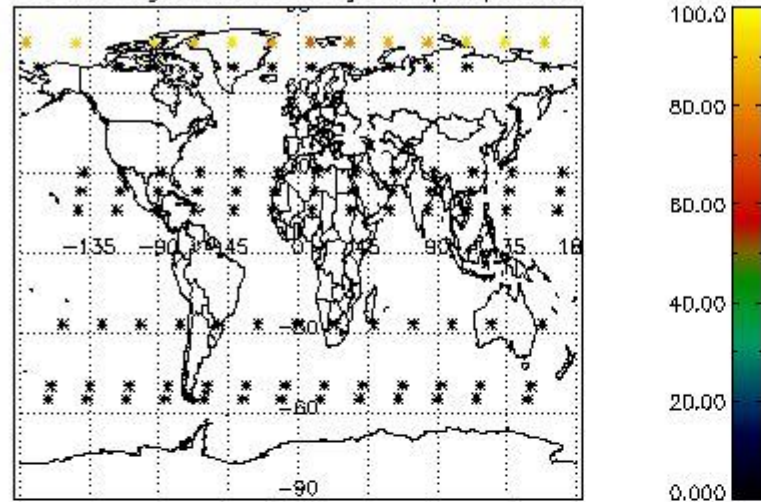


Percentage of saturation errors per profile

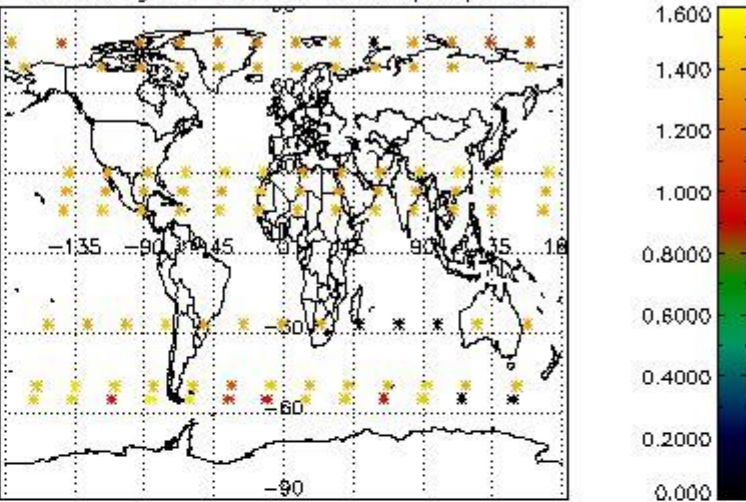


4.2.2 Plot level 1 quality information per product (world map): ENVISAT DESCENDING passes

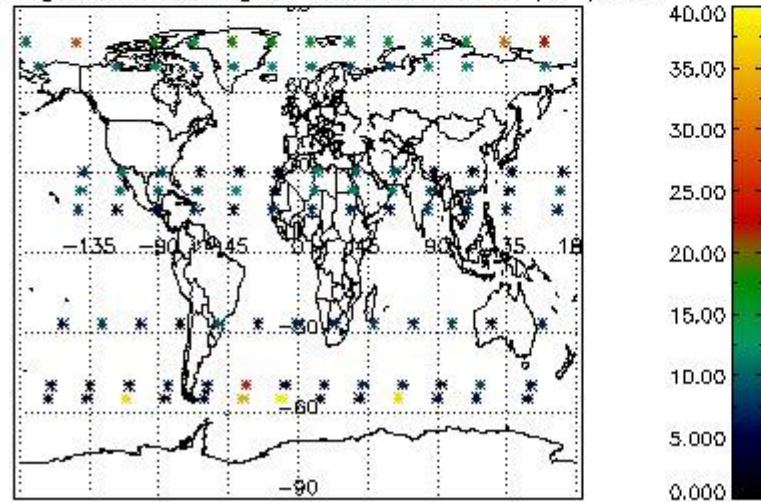
Percentage of cosmic ray hits per profile



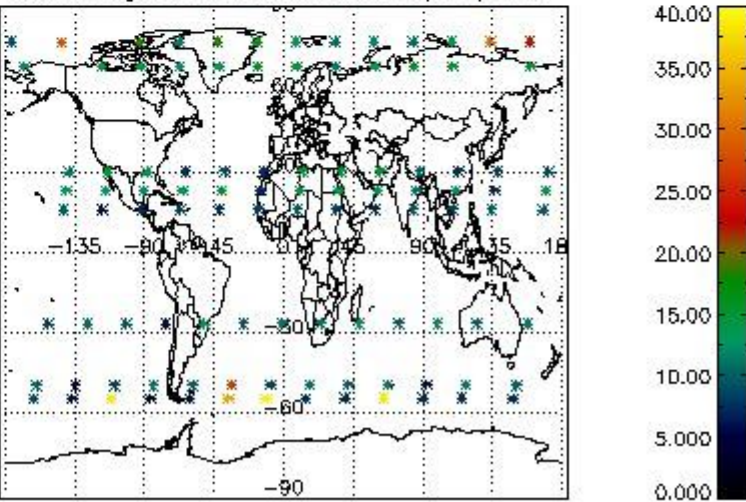
Percentage of datation errors per profile



Percentage of star falling outside central band per profile



Percentage of saturation errors per profile



5. Trace gas profiles

5.1 Ozone statistics based on quality of products

The final quality of the products can be "measured" using the STD (Standard Deviation) attached to every point profile. This information is written to the parameter GOM_NL__2P/NL_LOCAL_SPECIES_DENSITY/o3_std of the level 2 products. The table below shows the statistics for given STD ranges.

The statistics are given with respect to the overall valid production:

- Products without fatal errors: GOM_NL__2P/MPH/PRODUCT_ERR=0
- Valid point profile: GOM_NL__2P/NL_LOCAL_SPECIES_DENSITY/pcd(0)=0

The 'Criteria' is applied to valid points of dark limb products:

- Products in dark limb illumination condition: GOM_NL__2P/NL_SUMMARY_QUALITY/obs_ill_cond=0
- Products without fatal errors: GOM_NL__2P/MPH/PRODUCT_ERR=0
- Valid point profile: GOM_NL__2P/NL_LOCAL_SPECIES_DENSITY/pcd(0)=0

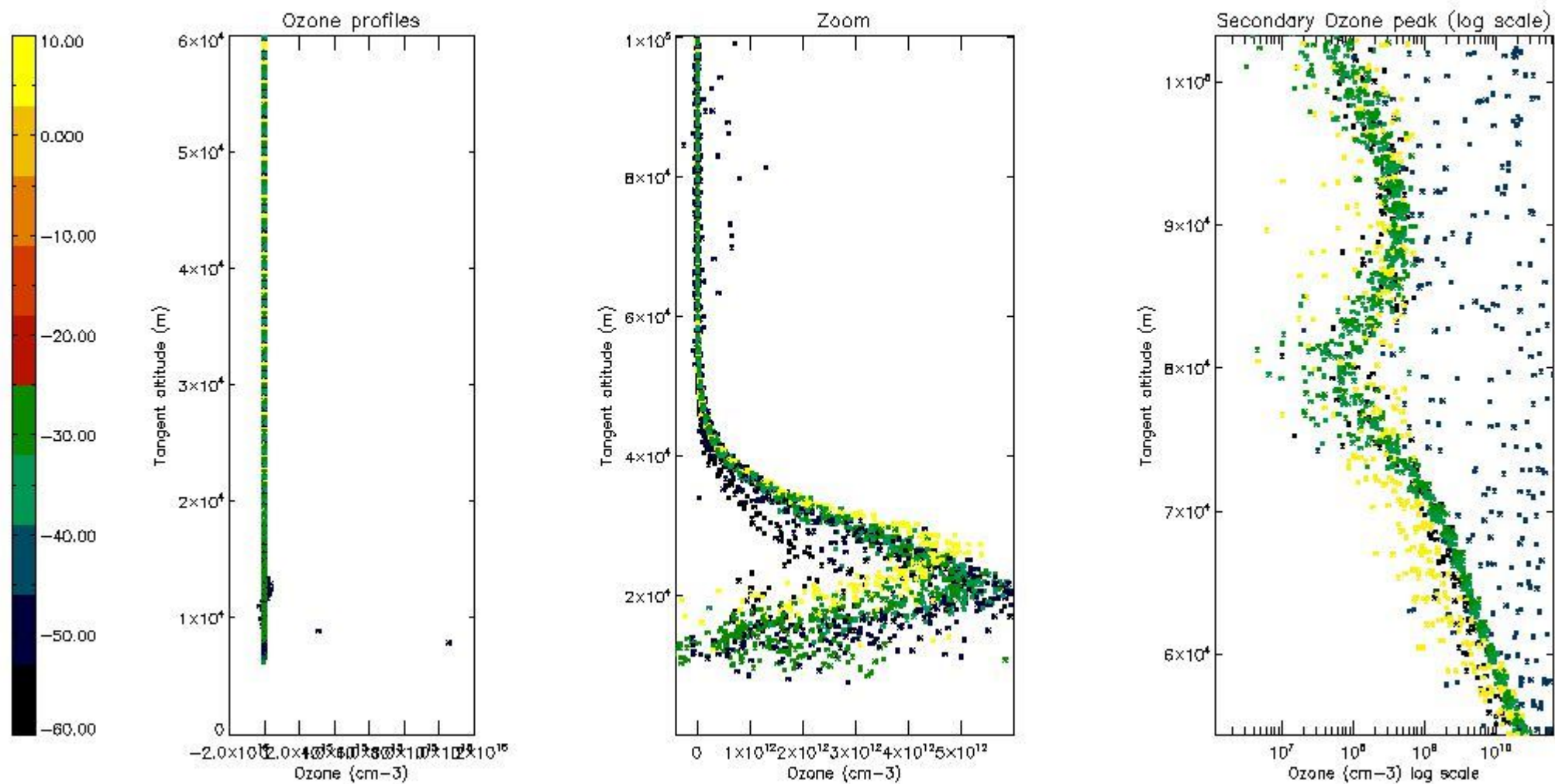
So, the table below shows the percentage of dark limb and valid observations for each criteria with respect to the overall valid daily observations.

Criteria	% of total production
All STD	34
STD < 20	15

STD < 10	10
STD < 5	3

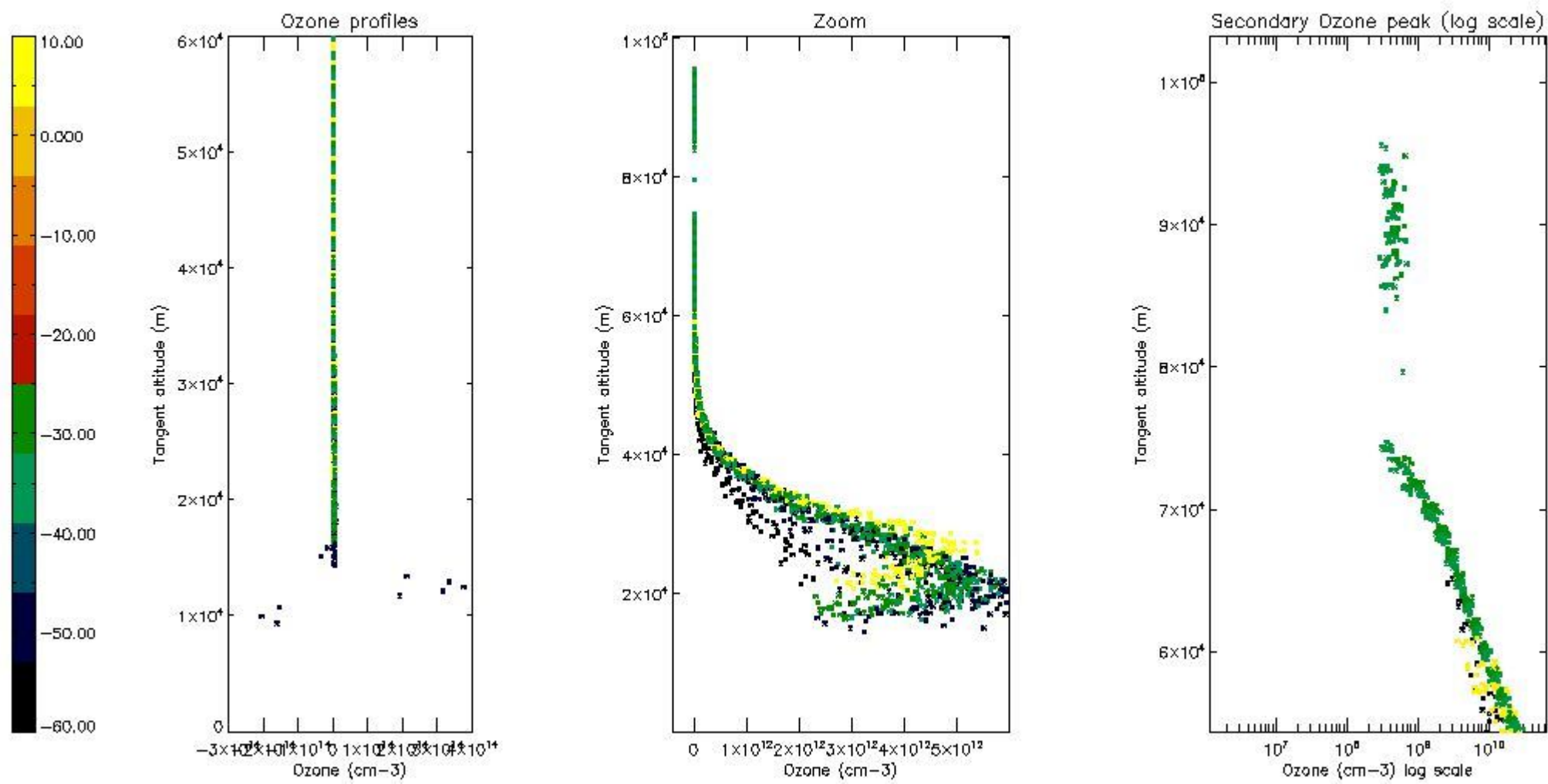
5.2 Plot ozone profiles for all STD (dark without errors)

The colorbar represents the latitude.



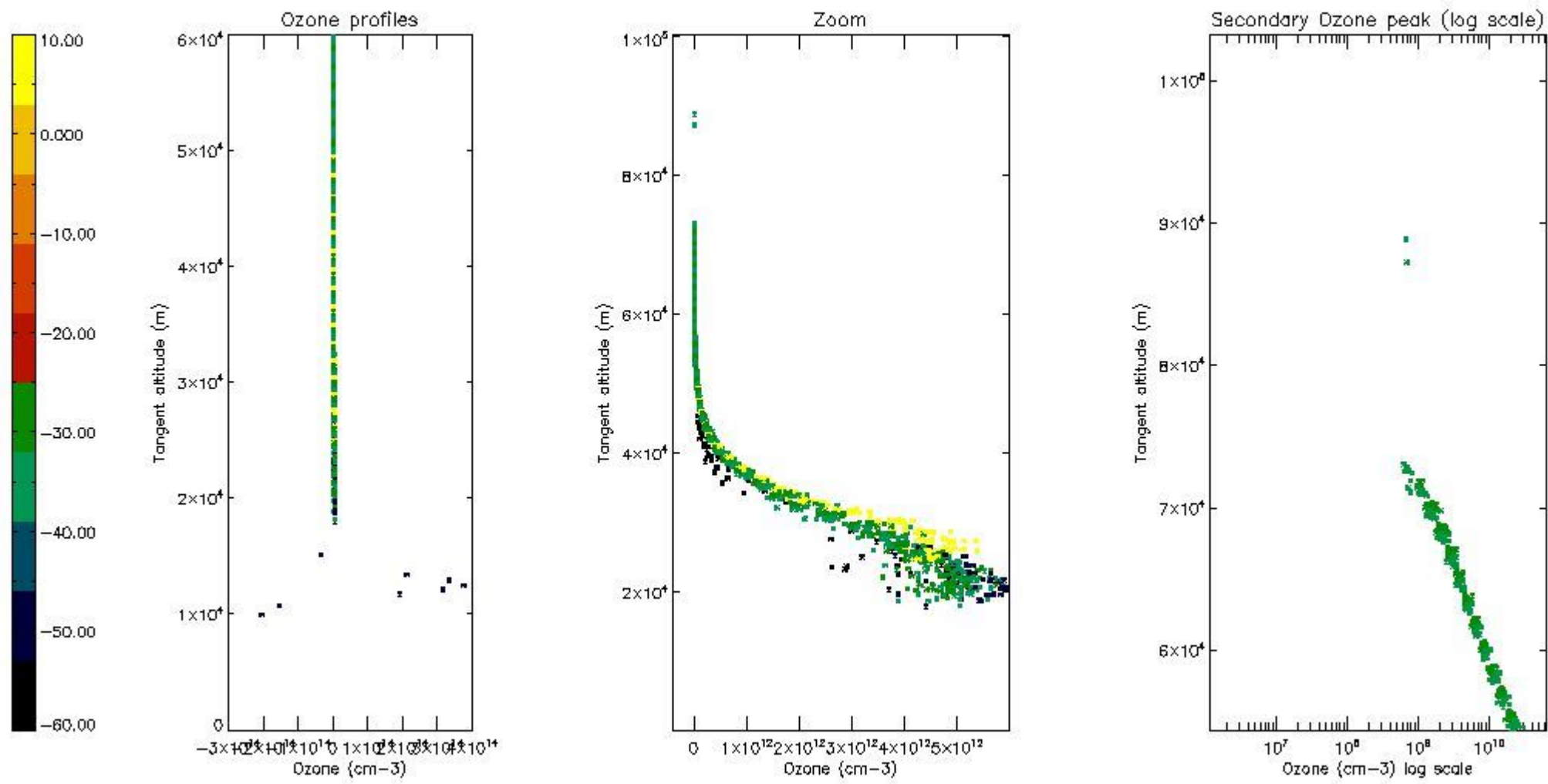
5.3 Plot ozone profiles where STD < 20% (dark without errors)

The colorbar represents the latitude.



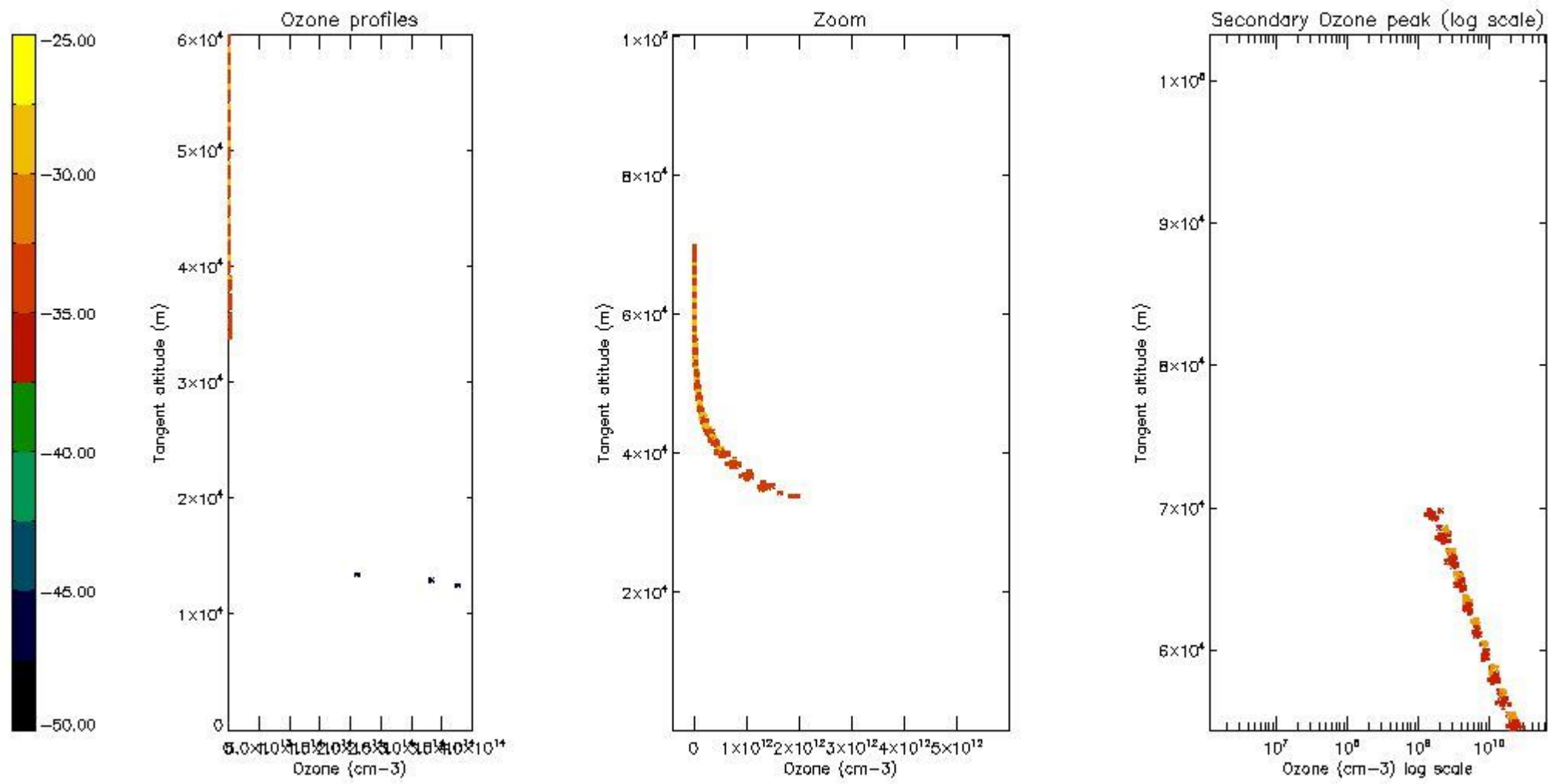
5.4 Plot ozone profiles where STD < 10% (dark without errors)

The colorbar represents the latitude.



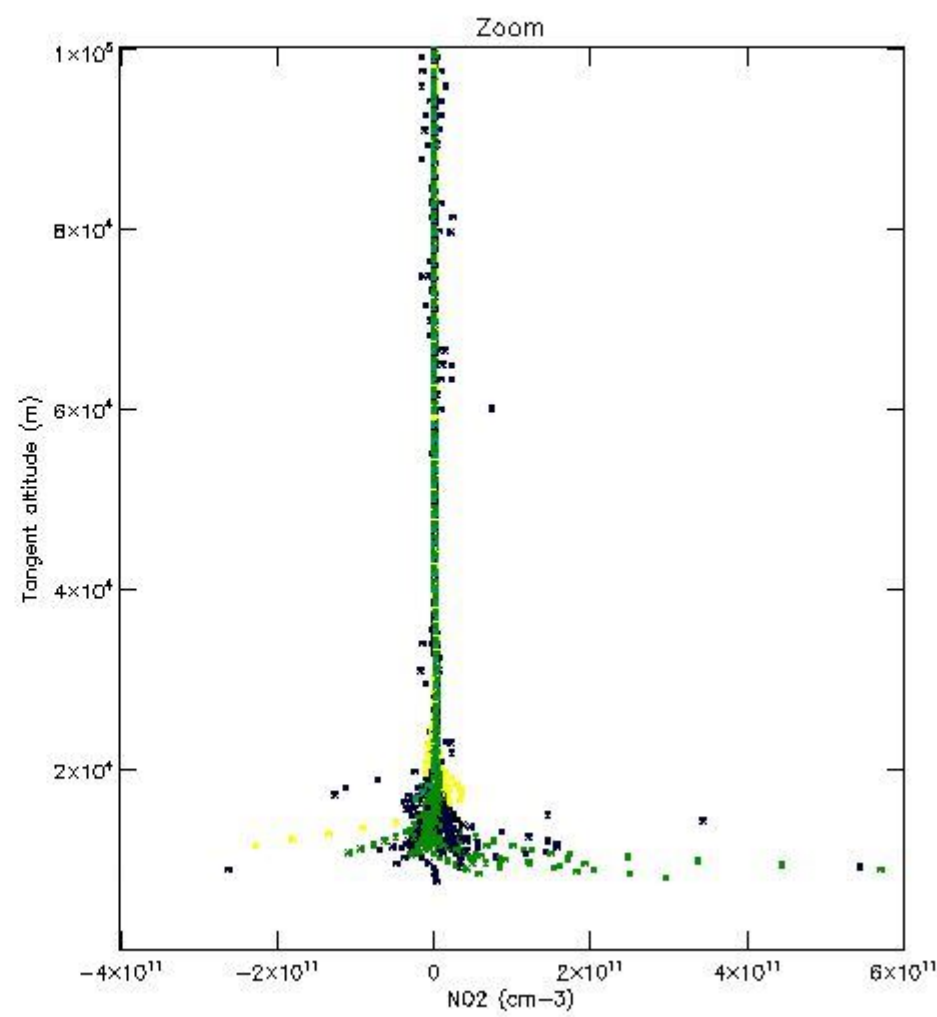
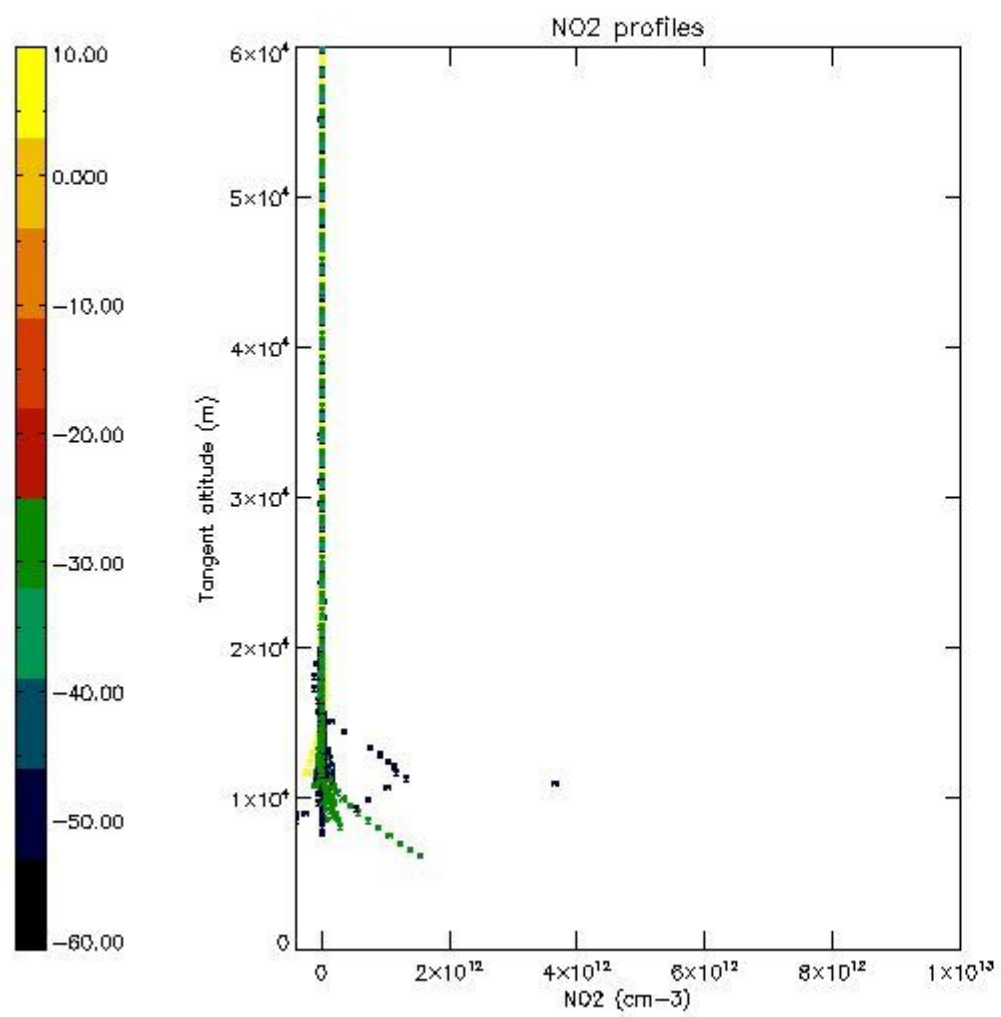
5.5 Plot ozone profiles where STD < 5% (dark without errors)

The colorbar represents the latitude.



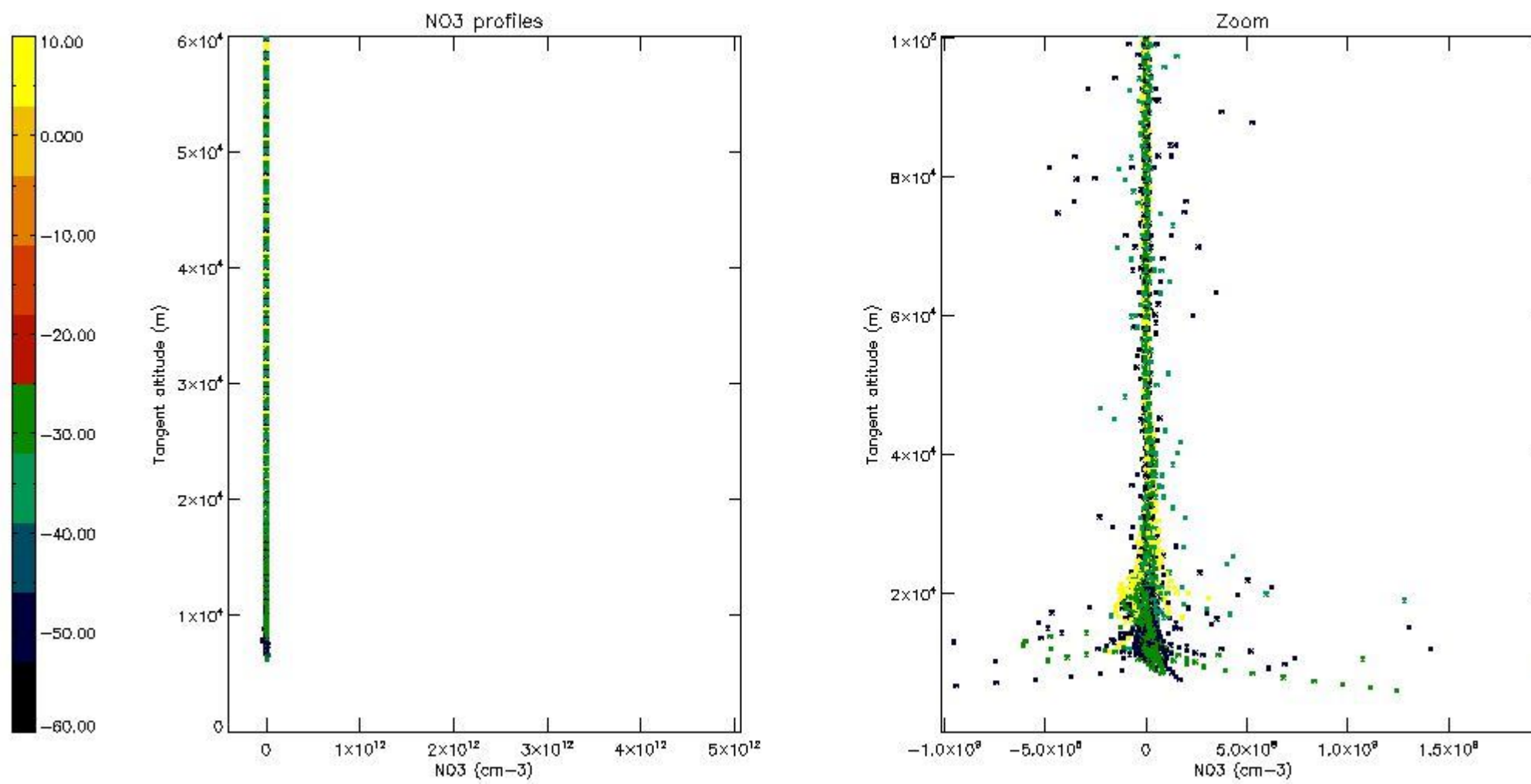
5.6 Plot NO₂ profiles for all STD (dark without errors)

The colorbar represents the latitude.



5.7 Plot NO3 profiles for all STD (dark without errors)

The colorbar represents the latitude.



6. Auxiliary Data Files used for the production reported in section 2

The number reported in the third column indicates since which file (see list in section 2) the corresponding auxiliary file has been used. The fourth column is the date of those product files.

Type	Auxiliary Filename	Used since product	Used since product date
INST_PHYS_CHARACTERISTICS	GOM_INS_AXVIEC20091111_143220_20030716_120000_20500101_000000	1	09-SEP-2005 00:15:46
LEVEL-2_PROC_CONFIG	GOM_PR2_AXVIEC20091111_152718_20020301_000000_20500101_000000	1	09-SEP-2005 00:15:46
CROSS_SECTIONS_FILE	GOM_CRS_AXVIEC20091111_154832_20020301_000000_20500101_000000	1	09-SEP-2005 00:15:46

GOMOS Level 2 Daily Report

SUMMARY

[1. General Info](#)

[2. Summary of processed GOM_NL_2P products](#)

[3. Level 2 Quality information per product](#)

[3.1 Plot of level 2 quality information per product \(time dependant\)](#)

[3.2 Plot of level 2 quality information per product \(world map\)](#)

[4. Level 1 Quality information per product \(stored on level 2 products\)](#)

[4.1 Plot of level 1 quality information per product \(time dependant\)](#)

[4.1.1 Plot of level 1 quality information per product \(time dependant\): ASCENDING](#)

[4.1.2 Plot of level 1 quality information per product \(time dependant\): DESCENDING](#)

[4.2 Plot of level 1 quality information per product \(world map\)](#)

[4.2.1 Plot of level 1 quality information per product \(world map\): ASCENDING](#)

[4.2.2 Plot of level 1 quality information per product \(world map\): DESCENDING](#)

[5. Ozone profiles based on quality statistics and other trace gas profiles](#)

[5.1 Ozone statistics based on quality of products](#)

[5.2 Plot ozone profiles for all STD \(dark without errors\)](#)

[5.3 Plot ozone profiles where STD < 20% \(dark without errors\)](#)

[5.4. Plot ozone profiles where STD < 10% \(dark without errors\)](#)

[5.5. Plot ozone profiles where STD < 5% \(dark without errors\)](#)

[5.6 Plot NO2 profiles for all STD \(dark without errors\)](#)

[5.7 Plot NO3 profiles for all STD \(dark without errors\)](#)

[5.8 Plot H2O profiles \(only for occultations of stars 1,2,3,4,13,14,16,26,63 dark without errors\) for all STD](#)

[6. Auxiliary Data Files used for the production reported in section 2](#)

This report presents the daily analysis on parameters extracted from GOMOS level 2 data (GOM_NL__2P). It is intended to monitor some important parameters that will impact the quality of these products. A list of level 2 products (and content) that have arrived during the reporting day to the PCF is also given.

Item	Value
Time of report generation	18APR2013 10:50:23
Data source version	GOMOS/6.01
Start time of products	09-09-2005 (09SEP2005 00:00:00)
Stop time of products	10-09-2005 (10SEP2005 00:00:00)
Store outputs in DB	Yes
Nb of level 2 prods	210
Nb of prods with errors	0

2. Summary of processed GOM_NL__2P products.

Nr	Filename	UTC Start time	Limb	Duration	Star Id	Star Name	Star Mag	Star Temp	Nb Meas	Orbit	Prod. error
1	GOM_NL__2PRFIN20050909_001546_000000402040_00345_18435_6678.N1	09-SEP-2005 00:15:46	Dark	39.500	132	15Rho Pup	2.8030	6900.0	79	18435	No
2	GOM_NL__2PRFIN20050909_002010_000000492040_00345_18435_6679.N1	09-SEP-2005 00:20:10	Dark	49.000	65	Lam Vel	2.2040	4400.0	98	18435	No
3	GOM_NL__2PRFIN20050909_002325_000000372040_00345_18435_6680.N1	09-SEP-2005 00:23:25	Dark	37.000	46	Del Vel	1.9540	10600.	74	18435	No
4	GOM_NL__2PRFIN20050909_002453_000000502040_00345_18435_6681.N1	09-SEP-2005 00:24:53	Dark	49.500	41	Eps Car	1.8600	4100.0	99	18435	No
5	GOM_NL__2PRFIN20050909_003529_000000382040_00346_18436_6579.N1	09-SEP-2005 00:35:29	Dark	37.500	135	Bet Hyi	2.8200	5800.0	75	18436	No
6	GOM_NL__2PRFIN20050909_004103_000000392040_00346_18436_6580.N1	09-SEP-2005 00:41:03	Straylight	38.500	148	Alp Tuc	2.8780	4100.0	77	18436	No
7	GOM_NL__2PRFIN20050909_004445_000000402040_00346_18436_6581.N1	09-SEP-2005 00:44:45	Straylight	40.000	31	Alp Gru	1.7340	15200.	80	18436	No
8	GOM_NL__2PRFIN20050909_004733_000000382040_00346_18436_6582.N1	09-SEP-2005 00:47:33	Straylight	38.000	172	Gam Gru	3.0030	13100.	76	18436	No
9	GOM_NL__2PRFIN20050909_005330_000000382040_00346_18436_6583.N1	09-SEP-2005 00:53:30	Bright	37.500	142	49Del Cap	2.8500	8900.0	75	18436	No
10	GOM_NL__2PRFIN20050909_005635_000000382040_00346_18436_6584.N1	09-SEP-2005 00:56:35	Bright	38.000	154	22Bet Aqr	2.8990	5700.0	76	18436	No
11	GOM_NL__2PRFIN20050909_010756_000000352040_00346_18436_6585.N1	09-SEP-2005 01:07:56	Bright	34.500	92	53Eps Cyg	2.5000	4500.0	69	18436	No
12	GOM_NL__2PRFIN20050909_010956_000000352040_00346_18436_6586.N1	09-SEP-2005 01:09:56	Bright	35.000	66	37Gam Cyg	2.2080	5900.0	70	18436	No
13	GOM_NL__2PRFIN20050909_011154_000000372040_00346_18436_6587.N1	09-SEP-2005 01:11:54	Bright	36.500	144	18Del Cyg	2.8600	11000.	73	18436	No
14	GOM_NL__2PRFIN20050909_012352_000000362040_00346_18436_6588.N1	09-SEP-2005 01:23:52	Bright	35.500	60	7Bet UMi	2.0810	3950.0	71	18436	No
15	GOM_NL__2PRFIN20050909_013024_000000372040_00346_18436_6589.N1	09-SEP-2005 01:30:24	Bright	36.500	36	50Alp UMa	1.8000	6300.0	73	18436	No
16	GOM_NL__2PRFIN20050909_013149_000000342040_00346_18436_6590.N1	09-SEP-2005 01:31:49	Bright	34.000	82	48Bet UMa	2.3650	10600.	68	18436	No
17	GOM_NL__2PRFIN20050909_020046_000000452040_00346_18436_6591.N1	09-SEP-2005 02:00:46	Dark	44.500	65	Lam Vel	2.2040	4400.0	89	18436	No
18	GOM_NL__2PRFIN20050909_020401_000000382040_00346_18436_6592.N1	09-SEP-2005 02:04:01	Dark	38.000	46	Del Vel	1.9540	10600.	76	18436	No
19	GOM_NL__2PRFIN20050909_020529_000000442040_00346_18436_6593.N1	09-SEP-2005 02:05:29	Dark	44.000	41	Eps Car	1.8600	4100.0	88	18436	No
20	GOM_NL__2PRFIN20050909_021605_000000372040_00347_18437_6579.N1	09-SEP-2005 02:16:05	Dark	36.500	135	Bet Hyi	2.8200	5800.0	73	18437	No
21	GOM_NL__2PRFIN20050909_022139_000000382040_00347_18437_6580.N1	09-SEP-2005 02:21:39	Straylight	38.000	148	Alp Tuc	2.8780	4100.0	76	18437	No
22	GOM_NL__2PRFIN20050909_022521_000000392040_00347_18437_6581.N1	09-SEP-2005 02:25:21	Straylight	38.500	31	Alp Gru	1.7340	15200.	77	18437	No
23	GOM_NL__2PRFIN20050909_022809_000000382040_00347_18437_6582.N1	09-SEP-2005 02:28:09	Straylight	38.000	172	Gam Gru	3.0030	13100.	76	18437	No
24	GOM_NL__2PRFIN20050909_023407_000000432040_00347_18437_6583.N1	09-SEP-2005 02:34:07	Bright	43.000	142	49Del Cap	2.8500	8900.0	86	18437	No
25	GOM_NL__2PRFIN20050909_024832_000000342040_00347_18437_6584.N1	09-SEP-2005 02:48:32	Bright	33.500	92	53Eps Cyg	2.5000	4500.0	67	18437	No
26	GOM_NL__2PRFIN20050909_025033_000000372040_00347_18437_6585.N1	09-SEP-2005 02:50:33	Bright	36.500	66	37Gam Cyg	2.2080	5900.0	73	18437	No
27	GOM_NL__2PRFIN20050909_025230_000000362040_00347_18437_6586.N1	09-SEP-2005 02:52:30	Bright	36.000	144	18Del Cyg	2.8600	11000.	72	18437	No
28	GOM_NL__2PRFIN20050909_030428_000000372040_00347_18437_6587.N1	09-SEP-2005 03:04:28	Bright	36.500	60	7Bet UMi	2.0810	3950.0	73	18437	No
29	GOM_NL__2PRFIN20050909_031100_000000342040_00347_18437_6588.N1	09-SEP-2005 03:11:00	Bright	34.000	36	50Alp UMa	1.8000	6300.0	68	18437	No
30	GOM_NL__2PRFIN20050909_031225_000000352040_00347_18437_6589.N1	09-SEP-2005 03:12:25	Bright	34.500	82	48Bet UMa	2.3650	10600.	69	18437	No
31	GOM_NL__2PRFIN20050909_033658_000000392040_00347_18437_6590.N1	09-SEP-2005 03:36:58	Dark	39.000	132	15Rho Pup	2.8030	6900.0	78	18437	No
32	GOM_NL__2PRFIN20050909_034122_000000502040_00347_18437_6591.N1	09-SEP-2005 03:41:22	Dark	49.500	65	Lam Vel	2.2040	4400.0	99	18437	No
33	GOM_NL__2PRFIN20050909_034437_000000382040_00347_18437_6592.N1	09-SEP-2005 03:44:37	Dark	38.000	46	Del Vel	1.9540	10600.	76	18437	No
34	GOM_NL__2PRFIN20050909_034605_000000462040_00347_18437_6593.N1	09-SEP-2005 03:46:05	Dark	46.000	41	Eps Car	1.8600	4100.0	92	18437	No
35	GOM_NL__2PRFIN20050909_035641_000000382040_00348_18438_6599.N1	09-SEP-2005 03:56:41	Dark	38.000	135	Bet Hyi	2.8200	5800.0	76	18438	No
36	GOM_NL__2PRFIN20050909_040215_000000392040_00348_18438_6600.N1	09-SEP-2005 04:02:15	Straylight	39.000	148	Alp Tuc	2.8780	4100.0	78	18438	No
37	GOM_NL__2PRFIN20050909_040557_000000372040_00348_18438_6601.N1	09-SEP-2005 04:05:57	Straylight	36.500	31	Alp Gru	1.7340	15200.	73	18438	No
38	GOM_NL__2PRFIN20050909_040845_000000372040_00348_18438_6602.N1	09-SEP-2005 04:08:45	Straylight	36.500	172	Gam Gru	3.0030	13100.	73	18438	No
39	GOM_NL__2PRFIN20050909_041443_000000482040_00348_18438_6603.N1	09-SEP-2005 04:14:43	Bright	47.500	142	49Del Cap	2.8500	8900.0	95	18438	No
40	GOM_NL__2PRFIN20050909_041747_000000382040_00348_18438_6604.N1	09-SEP-2005 04:17:47	Bright	38.000	154	22Bet Aqr	2.8990	5700.0	76	18438	No
41	GOM_NL__2PRFIN20050909_042908_000000352040_00348_18438_6605.N1	09-SEP-2005 04:29:08	Bright	34.500	92	53Eps Cyg	2.5000	4500.0	69	18438	No
42	GOM_NL__2PRFIN20050909_043109_000000372040_00348_18438_6606.N1	09-SEP-2005 04:31:09	Bright	36.500	66	37Gam Cyg	2.2080	5900.0	73	18438	No

43	GOM_NL__2PRFIN20050909_043307_000000372040_00348_18438_6607.N1	09-SEP-2005 04:33:07	Bright	36.500	144	18Del Cyg	2.8600	11000.	73	18438	No
44	GOM_NL__2PRFIN20050909_044505_000000362040_00348_18438_6608.N1	09-SEP-2005 04:45:05	Bright	36.000	60	7Bet UMi	2.0810	3950.0	72	18438	No
45	GOM_NL__2PRFIN20050909_045137_000000362040_00348_18438_6609.N1	09-SEP-2005 04:51:37	Bright	36.000	36	50Alp UMa	1.8000	6300.0	72	18438	No
46	GOM_NL__2PRFIN20050909_045301_000000522040_00348_18438_6610.N1	09-SEP-2005 04:53:01	Bright	52.000	82	48Bet UMa	2.3650	10600.	104	18438	No
47	GOM_NL__2PRFIN20050909_051735_000000402040_00348_18438_6611.N1	09-SEP-2005 05:17:35	Dark	39.500	132	15Rho Pup	2.8030	6900.0	79	18438	No
48	GOM_NL__2PRFIN20050909_052159_000000412040_00348_18438_6612.N1	09-SEP-2005 05:21:59	Dark	41.000	65	Lam Vel	2.2040	4400.0	82	18438	No
49	GOM_NL__2PRFIN20050909_052513_000000382040_00348_18438_6613.N1	09-SEP-2005 05:25:13	Dark	37.500	46	Del Vel	1.9540	10600.	75	18438	No
50	GOM_NL__2PRFIN20050909_052641_000000422040_00348_18438_6614.N1	09-SEP-2005 05:26:41	Dark	42.000	41	Eps Car	1.8600	4100.0	84	18438	No
51	GOM_NL__2PRFIN20050909_053717_000000432040_00349_18439_6662.N1	09-SEP-2005 05:37:17	Dark	43.000	135	Bet Hyi	2.8200	5800.0	86	18439	No
52	GOM_NL__2PRFIN20050909_054252_000000382040_00349_18439_6663.N1	09-SEP-2005 05:42:52	Straylight	38.000	148	Alp Tuc	2.8780	4100.0	76	18439	No
53	GOM_NL__2PRFIN20050909_054633_000000382040_00349_18439_6664.N1	09-SEP-2005 05:46:33	Straylight	37.500	31	Alp Gru	1.7340	15200.	75	18439	No
54	GOM_NL__2PRFIN20050909_054921_000000372040_00349_18439_6665.N1	09-SEP-2005 05:49:21	Straylight	36.500	172	Gam Gru	3.0030	13100.	73	18439	No
55	GOM_NL__2PRFIN20050909_055519_000000402040_00349_18439_6666.N1	09-SEP-2005 05:55:19	Bright	39.500	142	49Del Cap	2.8500	8900.0	79	18439	No
56	GOM_NL__2PRFIN20050909_055824_000000382040_00349_18439_6667.N1	09-SEP-2005 05:58:24	Bright	37.500	154	22Bet Aqr	2.8990	5700.0	75	18439	No
57	GOM_NL__2PRFIN20050909_060944_000000372040_00349_18439_6668.N1	09-SEP-2005 06:09:44	Bright	37.000	92	53Eps Cyg	2.5000	4500.0	74	18439	No
58	GOM_NL__2PRFIN20050909_061145_000000382040_00349_18439_6669.N1	09-SEP-2005 06:11:45	Bright	37.500	66	37Gam Cyg	2.2080	5900.0	75	18439	No
59	GOM_NL__2PRFIN20050909_061343_000000362040_00349_18439_6670.N1	09-SEP-2005 06:13:43	Bright	35.500	144	18Del Cyg	2.8600	11000.	71	18439	No
60	GOM_NL__2PRFIN20050909_062541_000000372040_00349_18439_6671.N1	09-SEP-2005 06:25:41	Bright	36.500	60	7Bet UMi	2.0810	3950.0	73	18439	No
61	GOM_NL__2PRFIN20050909_063213_000000362040_00349_18439_6672.N1	09-SEP-2005 06:32:13	Bright	35.500	36	50Alp UMa	1.8000	6300.0	71	18439	No
62	GOM_NL__2PRFIN20050909_063337_000000352040_00349_18439_6673.N1	09-SEP-2005 06:33:37	Bright	34.500	82	48Bet UMa	2.3650	10600.	69	18439	No
63	GOM_NL__2PRFIN20050909_065811_000000382040_00349_18439_6674.N1	09-SEP-2005 06:58:11	Dark	38.000	132	15Rho Pup	2.8030	6900.0	76	18439	No
64	GOM_NL__2PRFIN20050909_070235_000000472040_00349_18439_6675.N1	09-SEP-2005 07:02:35	Dark	46.500	65	Lam Vel	2.2040	4400.0	93	18439	No
65	GOM_NL__2PRFIN20050909_070549_000000402040_00349_18439_6676.N1	09-SEP-2005 07:05:49	Dark	39.500	46	Del Vel	1.9540	10600.	79	18439	No
66	GOM_NL__2PRFIN20050909_070717_000000442040_00349_18439_6677.N1	09-SEP-2005 07:07:17	Dark	43.500	41	Eps Car	1.8600	4100.0	87	18439	No
67	GOM_NL__2PRFIN20050909_071753_000000372040_00350_18440_6598.N1	09-SEP-2005 07:17:53	Dark	36.500	135	Bet Hyi	2.8200	5800.0	73	18440	No
68	GOM_NL__2PRFIN20050909_072328_000000402040_00350_18440_6599.N1	09-SEP-2005 07:23:28	Straylight	40.000	148	Alp Tuc	2.8780	4100.0	80	18440	No
69	GOM_NL__2PRFIN20050909_072710_000000392040_00350_18440_6600.N1	09-SEP-2005 07:27:10	Straylight	39.000	31	Alp Gru	1.7340	15200.	78	18440	No
70	GOM_NL__2PRFIN20050909_072957_000000362040_00350_18440_6601.N1	09-SEP-2005 07:29:57	Straylight	36.000	172	Gam Gru	3.0030	13100.	72	18440	No
71	GOM_NL__2PRFIN20050909_073555_000000382040_00350_18440_6602.N1	09-SEP-2005 07:35:55	Bright	37.500	142	49Del Cap	2.8500	8900.0	75	18440	No
72	GOM_NL__2PRFIN20050909_073900_000000372040_00350_18440_6603.N1	09-SEP-2005 07:39:00	Bright	36.500	154	22Bet Aqr	2.8990	5700.0	73	18440	No
73	GOM_NL__2PRFIN20050909_075021_000000382040_00350_18440_6604.N1	09-SEP-2005 07:50:21	Bright	37.500	92	53Eps Cyg	2.5000	4500.0	75	18440	No
74	GOM_NL__2PRFIN20050909_075221_000000382040_00350_18440_6605.N1	09-SEP-2005 07:52:21	Bright	38.000	66	37Gam Cyg	2.2080	5900.0	76	18440	No
75	GOM_NL__2PRFIN20050909_075420_000000362040_00350_18440_6606.N1	09-SEP-2005 07:54:20	Bright	36.000	144	18Del Cyg	2.8600	11000.	72	18440	No
76	GOM_NL__2PRFIN20050909_080617_000000372040_00350_18440_6607.N1	09-SEP-2005 08:06:17	Bright	36.500	60	7Bet UMi	2.0810	3950.0	73	18440	No
77	GOM_NL__2PRFIN20050909_081249_000000362040_00350_18440_6608.N1	09-SEP-2005 08:12:49	Bright	36.000	36	50Alp UMa	1.8000	6300.0	72	18440	No
78	GOM_NL__2PRFIN20050909_081414_000000352040_00350_18440_6609.N1	09-SEP-2005 08:14:14	Bright	34.500	82	48Bet UMa	2.3650	10600.	69	18440	No
79	GOM_NL__2PRFIN20050909_083847_000000412040_00350_18440_6610.N1	09-SEP-2005 08:38:47	Dark	41.000	132	15Rho Pup	2.8030	6900.0	82	18440	No
80	GOM_NL__2PRFIN20050909_084311_000000402040_00350_18440_6611.N1	09-SEP-2005 08:43:11	Dark	40.000	65	Lam Vel	2.2040	4400.0	80	18440	No
81	GOM_NL__2PRFIN20050909_084625_000000412040_00350_18440_6612.N1	09-SEP-2005 08:46:25	Dark	40.500	46	Del Vel	1.9540	10600.	81	18440	No
82	GOM_NL__2PRFIN20050909_084753_000000452040_00350_18440_6613.N1	09-SEP-2005 08:47:53	Dark	44.500	41	Eps Car	1.8600	4100.0	89	18440	No
83	GOM_NL__2PRFIN20050909_085829_000000392040_00351_18441_6598.N1	09-SEP-2005 08:58:29	Dark	39.000	135	Bet Hyi	2.8200	5800.0	78	18441	No
84	GOM_NL__2PRFIN20050909_090404_000000402040_00351_18441_6599.N1	09-SEP-2005 09:04:04	Straylight	40.000	148	Alp Tuc	2.8780	4100.0	80	18441	No
85	GOM_NL__2PRFIN20050909_090746_000000422040_00351_18441_6600.N1	09-SEP-2005 09:07:46	Straylight	42.000	31	Alp Gru	1.7340	15200.	84	18441	No
86	GOM_NL__2PRFIN20050909_091034_000000372040_00351_18441_6601.N1	09-SEP-2005 09:10:34	Straylight	36.500	172	Gam Gru	3.0030	13100.	73	18441	No
87	GOM_NL__2PRFIN20050909_091631_000000382040_00351_18441_6602.N1	09-SEP-2005 09:16:31	Bright	38.000	142	49Del Cap	2.8500	8900.0	76	18441	No
88	GOM_NL__2PRFIN20050909_091936_000000362040_00351_18441_6603.N1	09-SEP-2005 09:19:36	Bright	36.000	154	22Bet Aqr	2.8990	5700.0	72	18441	No
89	GOM_NL__2PRFIN20050909_093057_000000382040_00351_18441_6604.N1	09-SEP-2005 09:30:57	Bright	37.500	92	53Eps Cyg	2.5000	4500.0	75	18441	No
90	GOM_NL__2PRFIN20050909_093258_000000382040_00351_18441_6605.N1	09-SEP-2005 09:32:58	Bright	37.500	66	37Gam Cyg	2.2080	5900.0	75	18441	No
91	GOM_NL__2PRFIN20050909_093456_000000362040_00351_18441_6606.N1	09-SEP-2005 09:34:56	Bright	36.000	144	18Del Cyg	2.8600	11000.	72	18441	No
92	GOM_NL__2PRFIN20050909_094653_000000372040_00351_18441_6607.N1	09-SEP-2005 09:46:53	Bright	36.500	60	7Bet UMi	2.0810	3950.0	73	18441	No
93	GOM_NL__2PRFIN20050909_095325_000000352040_00351_18441_6608.N1	09-SEP-2005 09:53:25	Bright	34.500	36	50Alp UMa	1.8000	6300.0	69	18441	No
94	GOM_NL__2PRFIN20050909_095450_000000522040_00351_18441_6609.N1	09-SEP-2005 09:54:50	Bright	52.000	82	48Bet UMa	2.3650	10600.	104	18441	No
95	GOM_NL__2PRFIN20050909_101924_000000412040_00351_18441_6610.N1	09-SEP-2005 10:19:24	Dark	41.000	132	15Rho Pup	2.8030	6900.0	82	18441	No
96	GOM_NL__2PRFIN20050909_102347_000000432040_00351_18441_6611.N1	09-SEP-2005 10:23:47	Dark	43.000	65	Lam Vel	2.2040	4400.0	86	18441	No
97	GOM_NL__2PRFIN20050909_102701_000000422040_00351_18441_6612.N1	09-SEP-2005 10:27:01	Dark	42.000	46	Del Vel	1.9540	10600.	84	18441	No
98	GOM_NL__2PRFIN20050909_102829_000000442040_00351_18441_6613.N1	09-SEP-2005 10:28:29	Dark	43.500	41	Eps Car	1.8600	4100.0	87	18441	No
99	GOM_NL__2PRFIN20050909_103905_000000382040_00352_18442_6598.N1	09-SEP-2005 10:39:05	Dark	38.000	135	Bet Hyi	2.8200	5800.0	76	18442	No
100	GOM_NL__2PRFIN20050909_104440_000000382040_00352_18442_6599.N1	09-SEP-2005 10:44:40	Straylight	37.500	148	Alp Tuc	2.8780	4100.0	75	18442	No
101	GOM_NL__2PRFIN20050909_104822_000000382040_00352_18442_6600.N1	09-SEP-2005 10:48:22	Straylight	37.500	31	Alp Gru	1.7340	15200.	75	18442	No

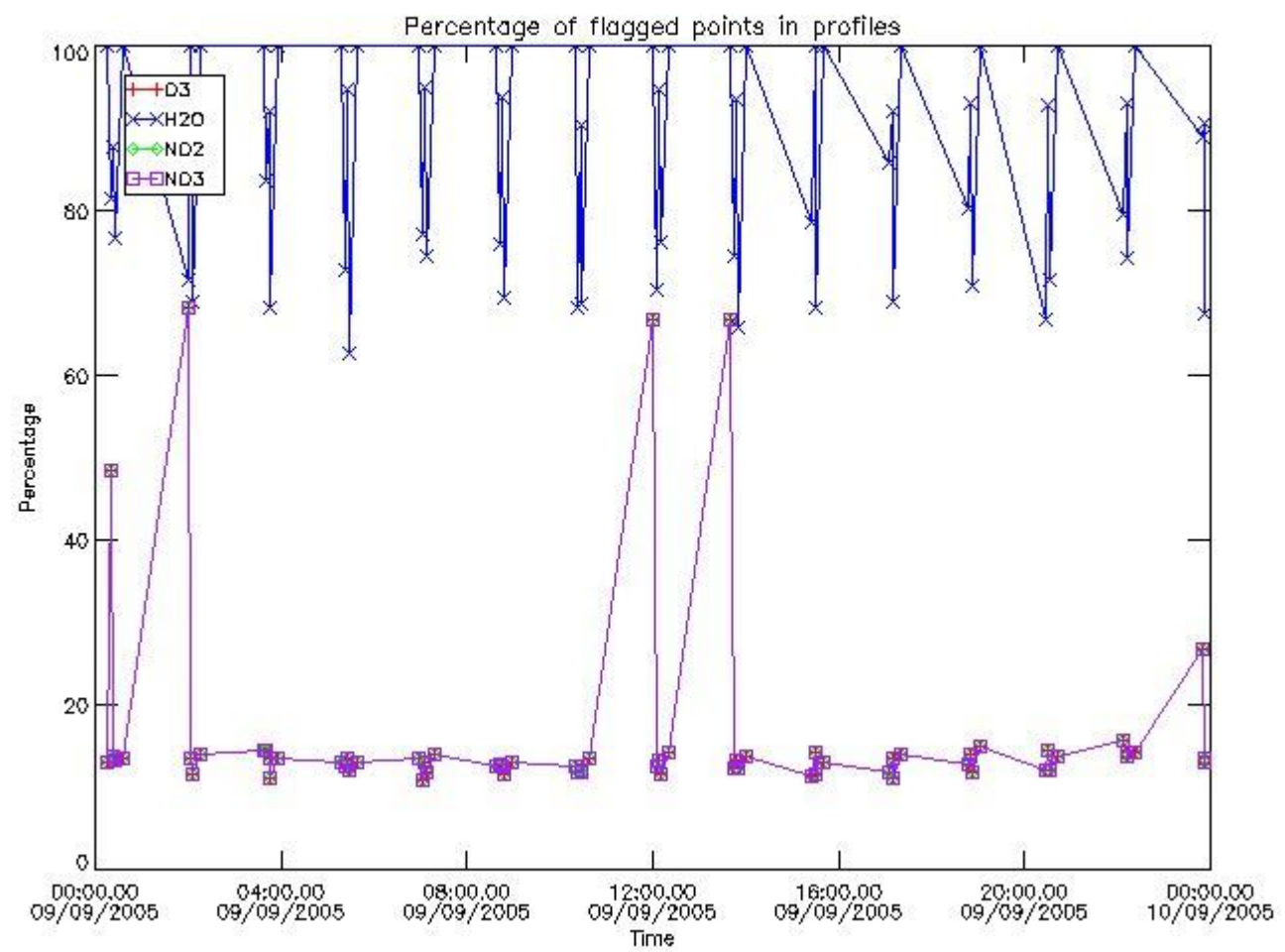
102	GOM_NL__2PRFIN20050909_105110_000000372040_00352_18442_6601.N1	09-SEP-2005 10:51:10	Straylight	36.500	172	Gam Gru	3.0030	13100.	73	18442	No
103	GOM_NL__2PRFIN20050909_105707_000000382040_00352_18442_6602.N1	09-SEP-2005 10:57:07	Bright	38.000	142	49Del Cap	2.8500	8900.0	76	18442	No
104	GOM_NL__2PRFIN20050909_110012_000000372040_00352_18442_6603.N1	09-SEP-2005 11:00:12	Bright	37.000	154	22Bet Aqr	2.8990	5700.0	74	18442	No
105	GOM_NL__2PRFIN20050909_111133_000000342040_00352_18442_6604.N1	09-SEP-2005 11:11:33	Bright	33.500	92	53Eps Cyg	2.5000	4500.0	67	18442	No
106	GOM_NL__2PRFIN20050909_111334_000000342040_00352_18442_6605.N1	09-SEP-2005 11:13:34	Bright	34.000	66	37Gam Cyg	2.2080	5900.0	68	18442	No
107	GOM_NL__2PRFIN20050909_111532_000000362040_00352_18442_6606.N1	09-SEP-2005 11:15:32	Bright	36.000	144	18Del Cyg	2.8600	11000.	72	18442	No
108	GOM_NL__2PRFIN20050909_112730_000000362040_00352_18442_6607.N1	09-SEP-2005 11:27:30	Bright	36.000	60	7Bet UMi	2.0810	3950.0	72	18442	No
109	GOM_NL__2PRFIN20050909_113401_000000442040_00352_18442_6608.N1	09-SEP-2005 11:34:01	Bright	43.500	36	50Alp UMa	1.8000	6300.0	87	18442	No
110	GOM_NL__2PRFIN20050909_113526_000000492040_00352_18442_6609.N1	09-SEP-2005 11:35:26	Bright	48.500	82	48Bet UMa	2.3650	10600.	97	18442	No
111	GOM_NL__2PRFIN20050909_120000_000000082040_00352_18442_6610.N1	09-SEP-2005 12:00:00	Dark	8.0000	132	15Rho Pup	2.8030	6900.0	16	18442	No
112	GOM_NL__2PRFIN20050909_120423_000000412040_00352_18442_6611.N1	09-SEP-2005 12:04:23	Dark	41.000	65	Lam Vel	2.2040	4400.0	82	18442	No
113	GOM_NL__2PRFIN20050909_120737_000000392040_00352_18442_6612.N1	09-SEP-2005 12:07:37	Dark	38.500	46	Del Vel	1.9540	10600.	77	18442	No
114	GOM_NL__2PRFIN20050909_120905_000000452040_00352_18442_6613.N1	09-SEP-2005 12:09:05	Dark	44.500	41	Eps Car	1.8600	4100.0	89	18442	No
115	GOM_NL__2PRFIN20050909_121941_000000362040_00353_18443_6598.N1	09-SEP-2005 12:19:41	Dark	36.000	135	Bet Hyi	2.8200	5800.0	72	18443	No
116	GOM_NL__2PRFIN20050909_122516_000000432040_00353_18443_6599.N1	09-SEP-2005 12:25:16	Straylight	43.000	148	Alp Tuc	2.8780	4100.0	86	18443	No
117	GOM_NL__2PRFIN20050909_122858_000000432040_00353_18443_6600.N1	09-SEP-2005 12:28:58	Straylight	43.000	31	Alp Gru	1.7340	15200.	86	18443	No
118	GOM_NL__2PRFIN20050909_123146_000000372040_00353_18443_6601.N1	09-SEP-2005 12:31:46	Straylight	36.500	172	Gam Gru	3.0030	13100.	73	18443	No
119	GOM_NL__2PRFIN20050909_123743_000000392040_00353_18443_6602.N1	09-SEP-2005 12:37:43	Bright	39.000	142	49Del Cap	2.8500	8900.0	78	18443	No
120	GOM_NL__2PRFIN20050909_124048_000000382040_00353_18443_6603.N1	09-SEP-2005 12:40:48	Bright	37.500	154	22Bet Aqr	2.8990	5700.0	75	18443	No
121	GOM_NL__2PRFIN20050909_125209_000000342040_00353_18443_6604.N1	09-SEP-2005 12:52:09	Bright	34.000	92	53Eps Cyg	2.5000	4500.0	68	18443	No
122	GOM_NL__2PRFIN20050909_125410_000000382040_00353_18443_6605.N1	09-SEP-2005 12:54:10	Bright	38.000	66	37Gam Cyg	2.2080	5900.0	76	18443	No
123	GOM_NL__2PRFIN20050909_125608_000000352040_00353_18443_6606.N1	09-SEP-2005 12:56:08	Bright	34.500	144	18Del Cyg	2.8600	11000.	69	18443	No
124	GOM_NL__2PRFIN20050909_130806_000000382040_00353_18443_6607.N1	09-SEP-2005 13:08:06	Bright	37.500	60	7Bet UMi	2.0810	3950.0	75	18443	No
125	GOM_NL__2PRFIN20050909_131437_000000352040_00353_18443_6608.N1	09-SEP-2005 13:14:37	Bright	35.000	36	50Alp UMa	1.8000	6300.0	70	18443	No
126	GOM_NL__2PRFIN20050909_131602_000000332040_00353_18443_6609.N1	09-SEP-2005 13:16:02	Bright	33.000	82	48Bet UMa	2.3650	10600.	66	18443	No
127	GOM_NL__2PRFIN20050909_134036_000000082040_00353_18443_6610.N1	09-SEP-2005 13:40:36	Dark	8.0000	132	15Rho Pup	2.8030	6900.0	16	18443	No
128	GOM_NL__2PRFIN20050909_134459_000000422040_00353_18443_6611.N1	09-SEP-2005 13:44:59	Dark	41.500	65	Lam Vel	2.2040	4400.0	83	18443	No
129	GOM_NL__2PRFIN20050909_134813_000000392040_00353_18443_6612.N1	09-SEP-2005 13:48:13	Dark	38.500	46	Del Vel	1.9540	10600.	77	18443	No
130	GOM_NL__2PRFIN20050909_134942_000000422040_00353_18443_6613.N1	09-SEP-2005 13:49:42	Dark	41.500	41	Eps Car	1.8600	4100.0	83	18443	No
131	GOM_NL__2PRFIN20050909_140018_000000372040_00354_18444_6598.N1	09-SEP-2005 14:00:18	Dark	37.000	135	Bet Hyi	2.8200	5800.0	74	18444	No
132	GOM_NL__2PRFIN20050909_140552_000000412040_00354_18444_6599.N1	09-SEP-2005 14:05:52	Straylight	41.000	148	Alp Tuc	2.8780	4100.0	82	18444	No
133	GOM_NL__2PRFIN20050909_140934_000000392040_00354_18444_6600.N1	09-SEP-2005 14:09:34	Straylight	38.500	31	Alp Gru	1.7340	15200.	77	18444	No
134	GOM_NL__2PRFIN20050909_141222_000000372040_00354_18444_6601.N1	09-SEP-2005 14:12:22	Straylight	36.500	172	Gam Gru	3.0030	13100.	73	18444	No
135	GOM_NL__2PRFIN20050909_141819_000000412040_00354_18444_6602.N1	09-SEP-2005 14:18:19	Bright	40.500	142	49Del Cap	2.8500	8900.0	81	18444	No
136	GOM_NL__2PRFIN20050909_142124_000000372040_00354_18444_6603.N1	09-SEP-2005 14:21:24	Bright	37.000	154	22Bet Aqr	2.8990	5700.0	74	18444	No
137	GOM_NL__2PRFIN20050909_143245_000000342040_00354_18444_6604.N1	09-SEP-2005 14:32:45	Bright	34.000	92	53Eps Cyg	2.5000	4500.0	68	18444	No
138	GOM_NL__2PRFIN20050909_143446_000000372040_00354_18444_6605.N1	09-SEP-2005 14:34:46	Bright	36.500	66	37Gam Cyg	2.2080	5900.0	73	18444	No
139	GOM_NL__2PRFIN20050909_143645_000000362040_00354_18444_6606.N1	09-SEP-2005 14:36:45	Bright	36.000	144	18Del Cyg	2.8600	11000.	72	18444	No
140	GOM_NL__2PRFIN20050909_144842_000000342040_00354_18444_6607.N1	09-SEP-2005 14:48:42	Bright	34.000	60	7Bet UMi	2.0810	3950.0	68	18444	No
141	GOM_NL__2PRFIN20050909_145514_000000362040_00354_18444_6608.N1	09-SEP-2005 14:55:14	Bright	35.500	36	50Alp UMa	1.8000	6300.0	71	18444	No
142	GOM_NL__2PRFIN20050909_145638_000000332040_00354_18444_6609.N1	09-SEP-2005 14:56:38	Bright	32.500	82	48Bet UMa	2.3650	10600.	65	18444	No
143	GOM_NL__2PRFIN20050909_152535_000000452040_00354_18444_6610.N1	09-SEP-2005 15:25:35	Dark	45.000	65	Lam Vel	2.2040	4400.0	90	18444	No
144	GOM_NL__2PRFIN20050909_152849_000000362040_00354_18444_6611.N1	09-SEP-2005 15:28:49	Dark	36.000	46	Del Vel	1.9540	10600.	72	18444	No
145	GOM_NL__2PRFIN20050909_153018_000000452040_00354_18444_6612.N1	09-SEP-2005 15:30:18	Dark	44.500	41	Eps Car	1.8600	4100.0	89	18444	No
146	GOM_NL__2PRFIN20050909_154054_000000402040_00355_18445_6598.N1	09-SEP-2005 15:40:54	Dark	39.500	135	Bet Hyi	2.8200	5800.0	79	18445	No
147	GOM_NL__2PRFIN20050909_154628_000000382040_00355_18445_6599.N1	09-SEP-2005 15:46:28	Straylight	37.500	148	Alp Tuc	2.8780	4100.0	75	18445	No
148	GOM_NL__2PRFIN20050909_155010_000000392040_00355_18445_6600.N1	09-SEP-2005 15:50:10	Straylight	38.500	31	Alp Gru	1.7340	15200.	77	18445	No
149	GOM_NL__2PRFIN20050909_155258_000000372040_00355_18445_6601.N1	09-SEP-2005 15:52:58	Straylight	36.500	172	Gam Gru	3.0030	13100.	73	18445	No
150	GOM_NL__2PRFIN20050909_155855_000000412040_00355_18445_6602.N1	09-SEP-2005 15:58:55	Bright	41.000	142	49Del Cap	2.8500	8900.0	82	18445	No
151	GOM_NL__2PRFIN20050909_160200_000000372040_00355_18445_6603.N1	09-SEP-2005 16:02:00	Bright	36.500	154	22Bet Aqr	2.8990	5700.0	73	18445	No
152	GOM_NL__2PRFIN20050909_161321_000000372040_00355_18445_6604.N1	09-SEP-2005 16:13:21	Bright	36.500	92	53Eps Cyg	2.5000	4500.0	73	18445	No
153	GOM_NL__2PRFIN20050909_161522_000000372040_00355_18445_6605.N1	09-SEP-2005 16:15:22	Bright	37.000	66	37Gam Cyg	2.2080	5900.0	74	18445	No
154	GOM_NL__2PRFIN20050909_161721_000000362040_00355_18445_6606.N1	09-SEP-2005 16:17:21	Bright	35.500	144	18Del Cyg	2.8600	11000.	71	18445	No
155	GOM_NL__2PRFIN20050909_162918_000000362040_00355_18445_6607.N1	09-SEP-2005 16:29:18	Bright	36.000	60	7Bet UMi	2.0810	3950.0	72	18445	No
156	GOM_NL__2PRFIN20050909_163550_000000352040_00355_18445_6608.N1	09-SEP-2005 16:35:50	Bright	34.500	36	50Alp UMa	1.8000	6300.0	69	18445	No
157	GOM_NL__2PRFIN20050909_163714_000000522040_00355_18445_6609.N1	09-SEP-2005 16:37:14	Bright	52.000	82	48Bet UMa	2.3650	10600.	104	18445	No
158	GOM_NL__2PRFIN20050909_170611_000000432040_00355_18445_6610.N1	09-SEP-2005 17:06:11	Dark	43.000	65	Lam Vel	2.2040	4400.0	86	18445	No
159	GOM_NL__2PRFIN20050909_170925_000000382040_00355_18445_6611.N1	09-SEP-2005 17:09:25	Dark	38.000	46	Del Vel	1.9540	10600.	76	18445	No
160	GOM_NL__2PRFIN20050909_171054_000000462040_00355_18445_6612.N1	09-SEP-2005 17:10:54	Dark	45.500	41	Eps Car	1.8600	4100.0	91	18445	No

161	GOM_NL__2PRFIN20050909_172130_000000372040_00356_18446_6598.N1	09-SEP-2005 17:21:30	Dark	36.500	135	Bet Hyi	2.8200	5800.0	73	18446	No
162	GOM_NL__2PRFIN20050909_172704_000000382040_00356_18446_6599.N1	09-SEP-2005 17:27:04	Straylight	38.000	148	Alp Tuc	2.8780	4100.0	76	18446	No
163	GOM_NL__2PRFIN20050909_173046_000000432040_00356_18446_6600.N1	09-SEP-2005 17:30:46	Straylight	42.500	31	Alp Gru	1.7340	15200.	85	18446	No
164	GOM_NL__2PRFIN20050909_173334_000000382040_00356_18446_6601.N1	09-SEP-2005 17:33:34	Straylight	38.000	172	Gam Gru	3.0030	13100.	76	18446	No
165	GOM_NL__2PRFIN20050909_173931_000000392040_00356_18446_6602.N1	09-SEP-2005 17:39:31	Bright	39.000	142	49Del Cap	2.8500	8900.0	78	18446	No
166	GOM_NL__2PRFIN20050909_174236_000000382040_00356_18446_6603.N1	09-SEP-2005 17:42:36	Bright	37.500	154	22Bet Aqr	2.8990	5700.0	75	18446	No
167	GOM_NL__2PRFIN20050909_175357_000000372040_00356_18446_6604.N1	09-SEP-2005 17:53:57	Bright	37.000	92	53Eps Cyg	2.5000	4500.0	74	18446	No
168	GOM_NL__2PRFIN20050909_175559_000000382040_00356_18446_6605.N1	09-SEP-2005 17:55:59	Bright	37.500	66	37Gam Cyg	2.2080	5900.0	75	18446	No
169	GOM_NL__2PRFIN20050909_175757_000000352040_00356_18446_6606.N1	09-SEP-2005 17:57:57	Bright	34.500	144	18Del Cyg	2.8600	11000.	69	18446	No
170	GOM_NL__2PRFIN20050909_180955_000000372040_00356_18446_6607.N1	09-SEP-2005 18:09:55	Bright	37.000	60	7Bet UMi	2.0810	3950.0	74	18446	No
171	GOM_NL__2PRFIN20050909_181626_000000332040_00356_18446_6608.N1	09-SEP-2005 18:16:26	Bright	33.000	36	50Alp UMa	1.8000	6300.0	66	18446	No
172	GOM_NL__2PRFIN20050909_181751_000000342040_00356_18446_6609.N1	09-SEP-2005 18:17:51	Bright	34.000	82	48Bet UMa	2.3650	10600.	68	18446	No
173	GOM_NL__2PRFIN20050909_184647_000000442040_00356_18446_6610.N1	09-SEP-2005 18:46:47	Dark	43.500	65	Lam Vel	2.2040	4400.0	87	18446	No
174	GOM_NL__2PRFIN20050909_185001_000000372040_00356_18446_6611.N1	09-SEP-2005 18:50:01	Dark	36.500	46	Del Vel	1.9540	10600.	73	18446	No
175	GOM_NL__2PRFIN20050909_185130_000000442040_00356_18446_6612.N1	09-SEP-2005 18:51:30	Dark	43.500	41	Eps Car	1.8600	4100.0	87	18446	No
176	GOM_NL__2PRFIN20050909_190206_000000372040_00357_18447_6598.N1	09-SEP-2005 19:02:06	Dark	37.000	135	Bet Hyi	2.8200	5800.0	74	18447	No
177	GOM_NL__2PRFIN20050909_190741_000000462040_00357_18447_6599.N1	09-SEP-2005 19:07:41	Straylight	45.500	148	Alp Tuc	2.8780	4100.0	91	18447	No
178	GOM_NL__2PRFIN20050909_191123_000000412040_00357_18447_6600.N1	09-SEP-2005 19:11:23	Straylight	40.500	31	Alp Gru	1.7340	15200.	81	18447	No
179	GOM_NL__2PRFIN20050909_191410_000000382040_00357_18447_6601.N1	09-SEP-2005 19:14:10	Straylight	37.500	172	Gam Gru	3.0030	13100.	75	18447	No
180	GOM_NL__2PRFIN20050909_192008_000000412040_00357_18447_6602.N1	09-SEP-2005 19:20:08	Bright	40.500	142	49Del Cap	2.8500	8900.0	81	18447	No
181	GOM_NL__2PRFIN20050909_192312_000000382040_00357_18447_6603.N1	09-SEP-2005 19:23:12	Bright	37.500	154	22Bet Aqr	2.8990	5700.0	75	18447	No
182	GOM_NL__2PRFIN20050909_193433_000000362040_00357_18447_6604.N1	09-SEP-2005 19:34:33	Bright	36.000	92	53Eps Cyg	2.5000	4500.0	72	18447	No
183	GOM_NL__2PRFIN20050909_193635_000000372040_00357_18447_6605.N1	09-SEP-2005 19:36:35	Bright	37.000	66	37Gam Cyg	2.2080	5900.0	74	18447	No
184	GOM_NL__2PRFIN20050909_193834_000000362040_00357_18447_6606.N1	09-SEP-2005 19:38:34	Bright	36.000	144	18Del Cyg	2.8600	11000.	72	18447	No
185	GOM_NL__2PRFIN20050909_195031_000000362040_00357_18447_6607.N1	09-SEP-2005 19:50:31	Bright	36.000	60	7Bet UMi	2.0810	3950.0	72	18447	No
186	GOM_NL__2PRFIN20050909_195702_000000352040_00357_18447_6608.N1	09-SEP-2005 19:57:02	Bright	35.000	36	50Alp UMa	1.8000	6300.0	70	18447	No
187	GOM_NL__2PRFIN20050909_195827_000000352040_00357_18447_6609.N1	09-SEP-2005 19:58:27	Bright	34.500	82	48Bet UMa	2.3650	10600.	69	18447	No
188	GOM_NL__2PRFIN20050909_202723_000000432040_00357_18447_6610.N1	09-SEP-2005 20:27:23	Dark	42.500	65	Lam Vel	2.2040	4400.0	85	18447	No
189	GOM_NL__2PRFIN20050909_203037_000000362040_00357_18447_6611.N1	09-SEP-2005 20:30:37	Dark	35.500	46	Del Vel	1.9540	10600.	71	18447	No
190	GOM_NL__2PRFIN20050909_203206_000000432040_00357_18447_6612.N1	09-SEP-2005 20:32:06	Dark	42.500	41	Eps Car	1.8600	4100.0	85	18447	No
191	GOM_NL__2PRFIN20050909_204242_000000372040_00358_18448_6618.N1	09-SEP-2005 20:42:42	Dark	37.000	135	Bet Hyi	2.8200	5800.0	74	18448	No
192	GOM_NL__2PRFIN20050909_204817_000000372040_00358_18448_6619.N1	09-SEP-2005 20:48:17	Straylight	36.500	148	Alp Tuc	2.8780	4100.0	73	18448	No
193	GOM_NL__2PRFIN20050909_220759_000000492040_00358_18448_6620.N1	09-SEP-2005 22:07:59	Dark	49.000	65	Lam Vel	2.2040	4400.0	98	18448	No
194	GOM_NL__2PRFIN20050909_221113_000000362040_00358_18448_6621.N1	09-SEP-2005 22:11:13	Dark	36.000	46	Del Vel	1.9540	10600.	72	18448	No
195	GOM_NL__2PRFIN20050909_221242_000000412040_00358_18448_6622.N1	09-SEP-2005 22:12:42	Dark	41.000	41	Eps Car	1.8600	4100.0	82	18448	No
196	GOM_NL__2PRFIN20050909_222318_000000362040_00359_18449_6618.N1	09-SEP-2005 22:23:18	Dark	36.000	135	Bet Hyi	2.8200	5800.0	72	18449	No
197	GOM_NL__2PRFIN20050909_222853_000000422040_00359_18449_6619.N1	09-SEP-2005 22:28:53	Straylight	42.000	148	Alp Tuc	2.8780	4100.0	84	18449	No
198	GOM_NL__2PRFIN20050909_223235_000000382040_00359_18449_6620.N1	09-SEP-2005 22:32:35	Straylight	38.000	31	Alp Gru	1.7340	15200.	76	18449	No
199	GOM_NL__2PRFIN20050909_223522_000000372040_00359_18449_6621.N1	09-SEP-2005 22:35:22	Straylight	36.500	172	Gam Gru	3.0030	13100.	73	18449	No
200	GOM_NL__2PRFIN20050909_224120_000000462040_00359_18449_6622.N1	09-SEP-2005 22:41:20	Bright	46.000	142	49Del Cap	2.8500	8900.0	92	18449	No
201	GOM_NL__2PRFIN20050909_224424_000000372040_00359_18449_6623.N1	09-SEP-2005 22:44:24	Bright	36.500	154	22Bet Aqr	2.8990	5700.0	73	18449	No
202	GOM_NL__2PRFIN20050909_225546_000000342040_00359_18449_6624.N1	09-SEP-2005 22:55:46	Bright	34.000	92	53Eps Cyg	2.5000	4500.0	68	18449	No
203	GOM_NL__2PRFIN20050909_225747_000000372040_00359_18449_6625.N1	09-SEP-2005 22:57:47	Bright	37.000	66	37Gam Cyg	2.2080	5900.0	74	18449	No
204	GOM_NL__2PRFIN20050909_225946_000000362040_00359_18449_6626.N1	09-SEP-2005 22:59:46	Bright	36.000	144	18Del Cyg	2.8600	11000.	72	18449	No
205	GOM_NL__2PRFIN20050909_231143_000000372040_00359_18449_6627.N1	09-SEP-2005 23:11:43	Bright	36.500	60	7Bet UMi	2.0810	3950.0	73	18449	No
206	GOM_NL__2PRFIN20050909_231815_000000362040_00359_18449_6628.N1	09-SEP-2005 23:18:15	Bright	35.500	36	50Alp UMa	1.8000	6300.0	71	18449	No
207	GOM_NL__2PRFIN20050909_231939_000000342040_00359_18449_6629.N1	09-SEP-2005 23:19:39	Bright	34.000	82	48Bet UMa	2.3650	10600.	68	18449	No
208	GOM_NL__2PRFIN20050909_234835_000000462040_00359_18449_6630.N1	09-SEP-2005 23:48:35	Dark	45.500	65	Lam Vel	2.2040	4400.0	91	18449	No
209	GOM_NL__2PRFIN20050909_235149_000000382040_00359_18449_6631.N1	09-SEP-2005 23:51:49	Dark	38.000	46	Del Vel	1.9540	10600.	76	18449	No
210	GOM_NL__2PRFIN20050909_235318_000000472040_00359_18449_6632.N1	09-SEP-2005 23:53:18	Dark	46.500	41	Eps Car	1.8600	4100.0	93	18449	No

3. Quality information per product

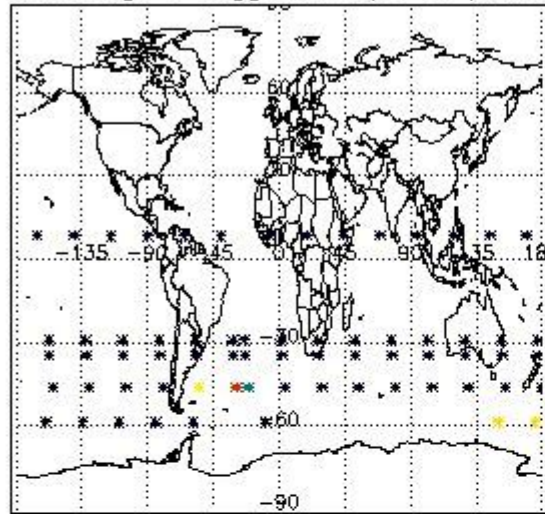
In this section it is plotted some information contained in the Quality Summary data set of the level 2 products. Only products in dark limb conditions and without errors (error flag in the MPH set to "0") are used.

3.1 Plot quality information per product (time dependant)

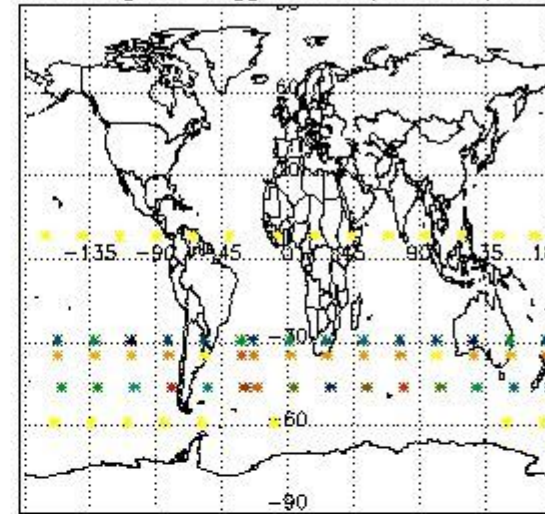


3.2 Plot quality information per product (world map)


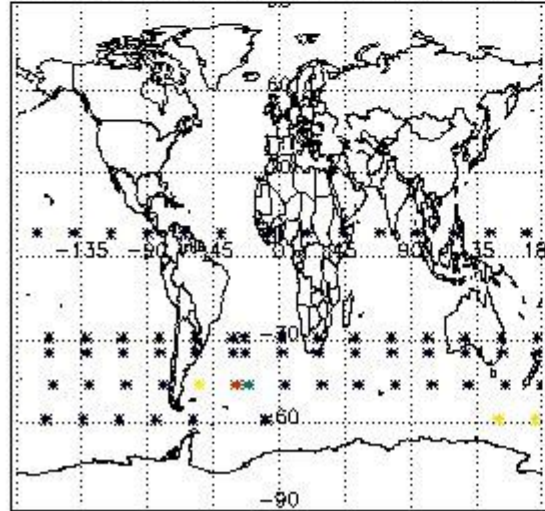
Percentage of flagged data per O3 profile



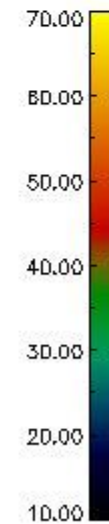
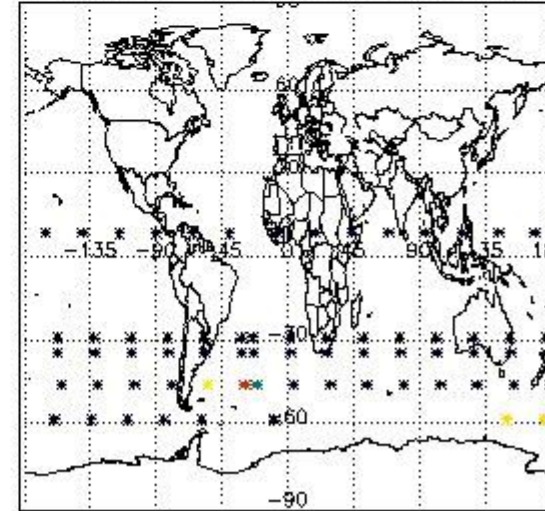
Percentage of flagged data per H2O profile



Percentage of flagged data per NO2 profile



Percentage of flagged data per NO3 profile

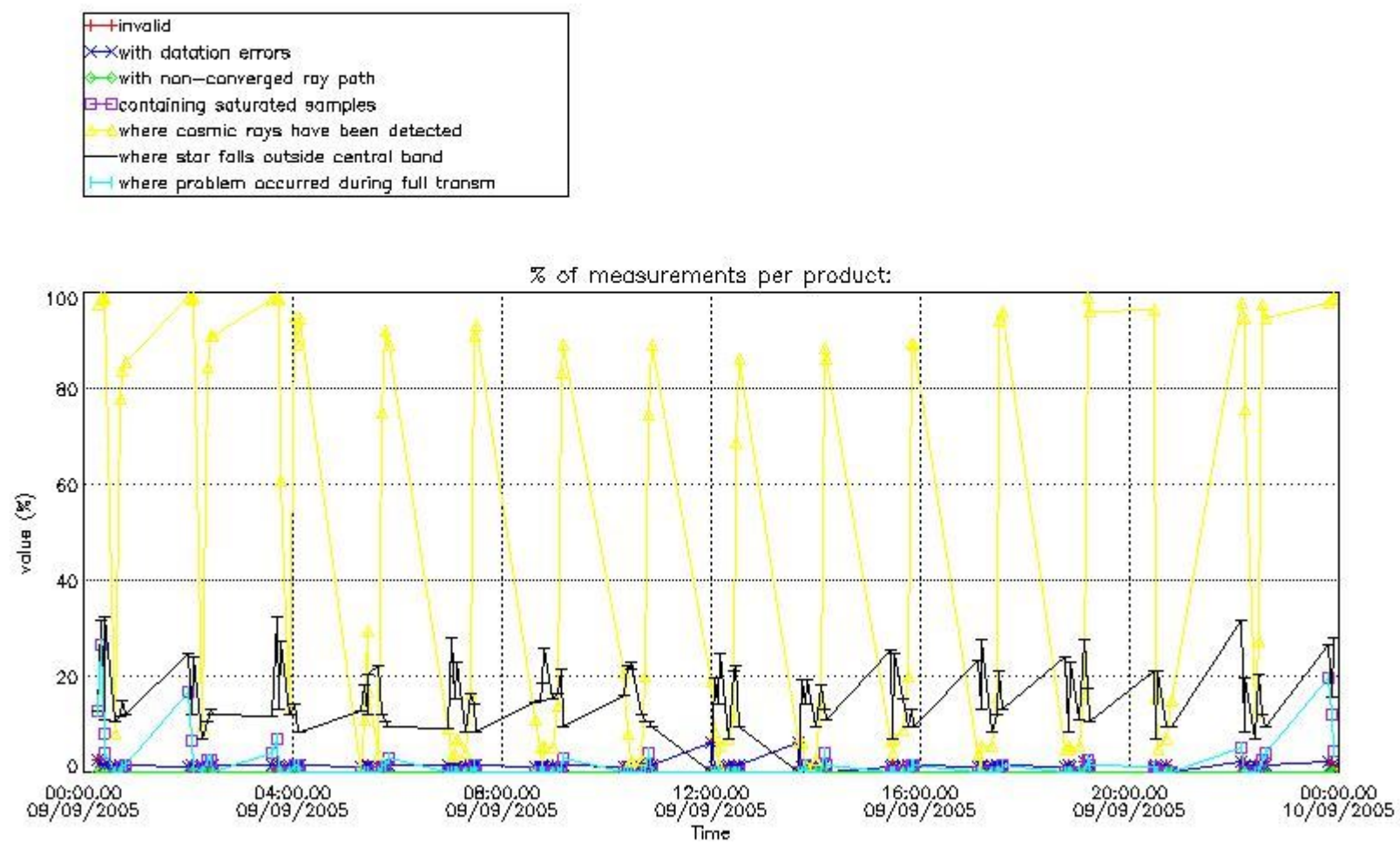


4. Level 1 quality information per product

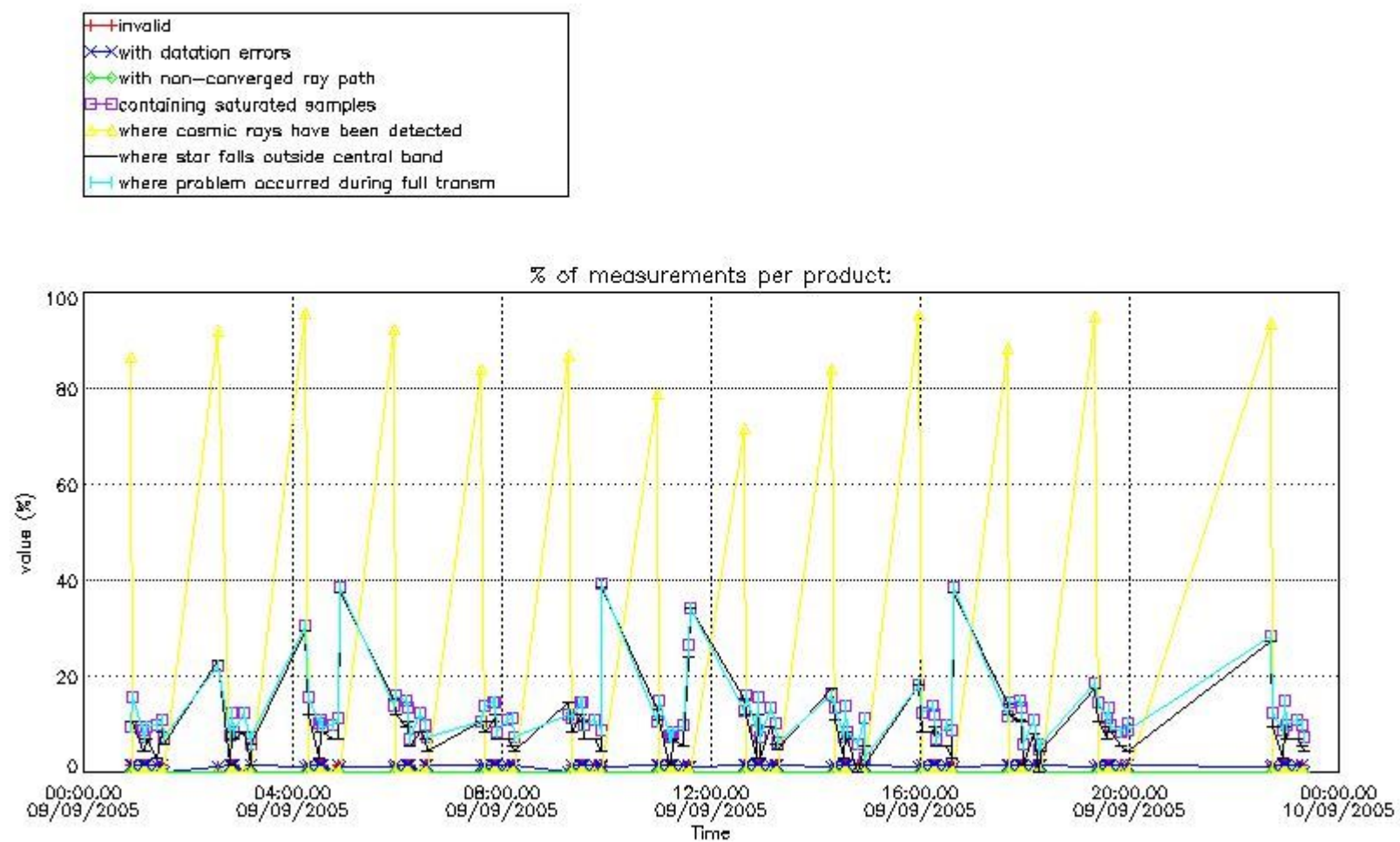
In this section it is plotted some information contained in the Quality Summary data set of the level 2 products that comes from the level 1b processing. Products without errors (error flag in the MPH set to "0") are used.

4.1 Plot quality information per product (time dependant) coming from level 1b processing

4.1.1 Plot level 1 quality information per product (time dependant): ENVISAT ASCENDING passes



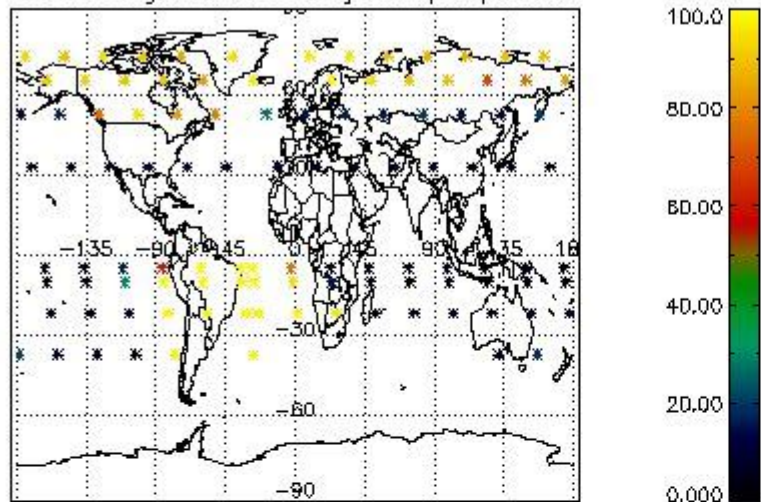
4.1.2 Plot level 1 quality information per product (time dependant): ENVI SAT DESCENDING passes



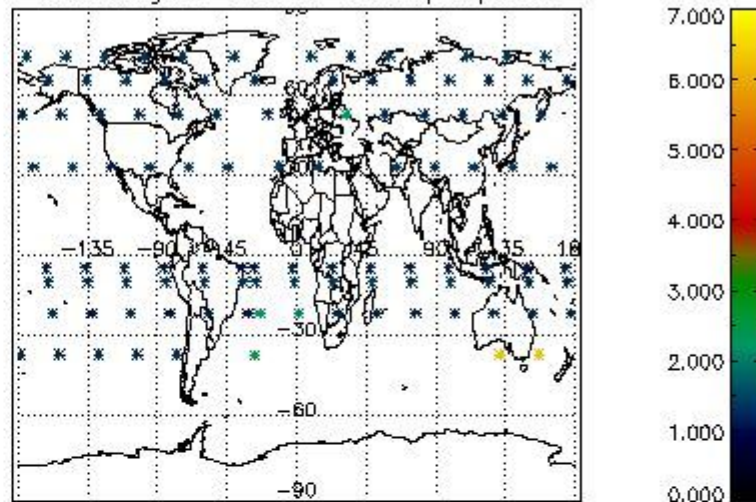
4.2 Plot quality information per product coming from level 1b processing (world map)

4.2.1 Plot level 1 quality information per product (world map): ENVISAT ASCENDING passes

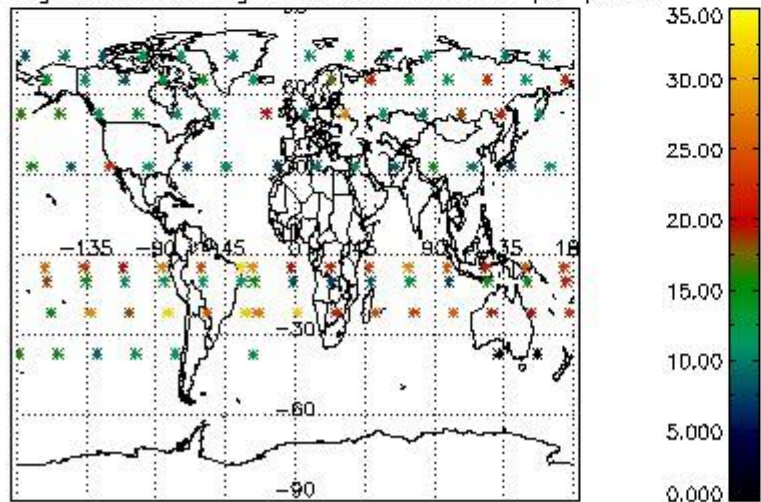
Percentage of cosmic ray hits per profile



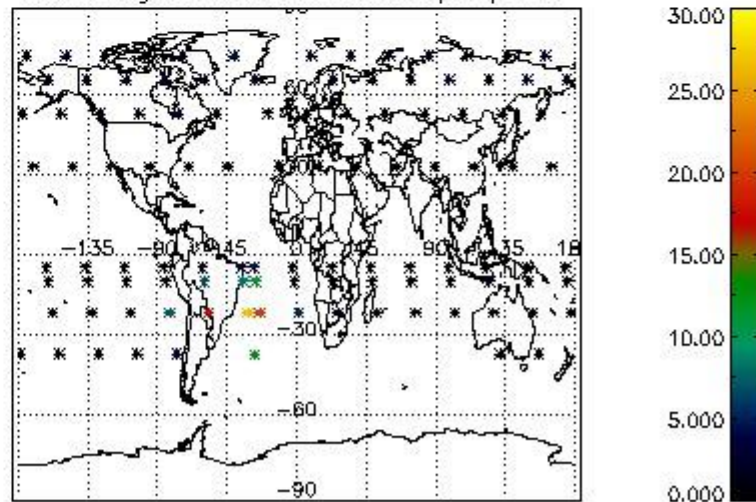
Percentage of datation errors per profile



Percentage of star falling outside central band per profile

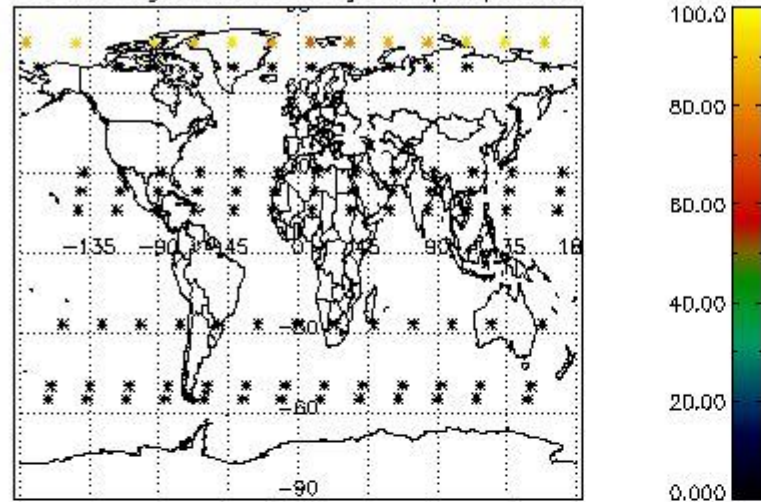


Percentage of saturation errors per profile

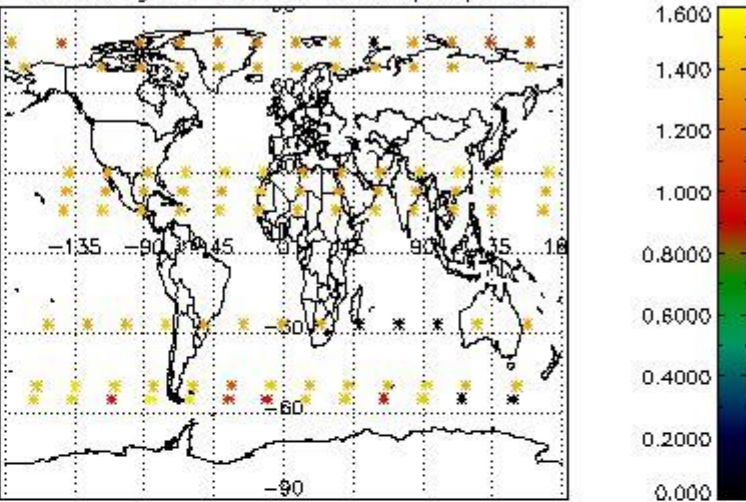


4.2.2 Plot level 1 quality information per product (world map): ENVISAT DESCENDING passes

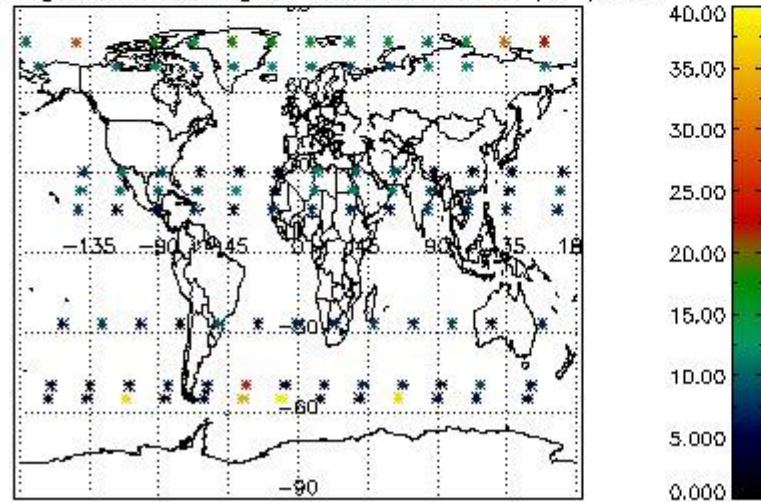
Percentage of cosmic ray hits per profile



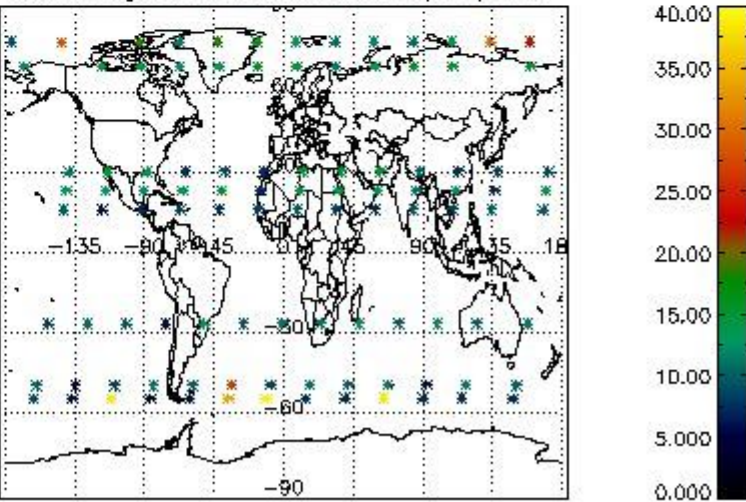
Percentage of datation errors per profile



Percentage of star falling outside central band per profile



Percentage of saturation errors per profile



5. Trace gas profiles

5.1 Ozone statistics based on quality of products

The final quality of the products can be "measured" using the STD (Standard Deviation) attached to every point profile. This information is written to the parameter GOM_NL__2P/NL_LOCAL_SPECIES_DENSITY/o3_std of the level 2 products. The table below shows the statistics for given STD ranges.

The statistics are given with respect to the overall valid production:

- Products without fatal errors: GOM_NL__2P/MPH/PRODUCT_ERR=0
- Valid point profile: GOM_NL__2P/NL_LOCAL_SPECIES_DENSITY/pcd(0)=0

The 'Criteria' is applied to valid points of dark limb products:

- Products in dark limb illumination condition: GOM_NL__2P/NL_SUMMARY_QUALITY/obs_ill_cond=0
- Products without fatal errors: GOM_NL__2P/MPH/PRODUCT_ERR=0
- Valid point profile: GOM_NL__2P/NL_LOCAL_SPECIES_DENSITY/pcd(0)=0

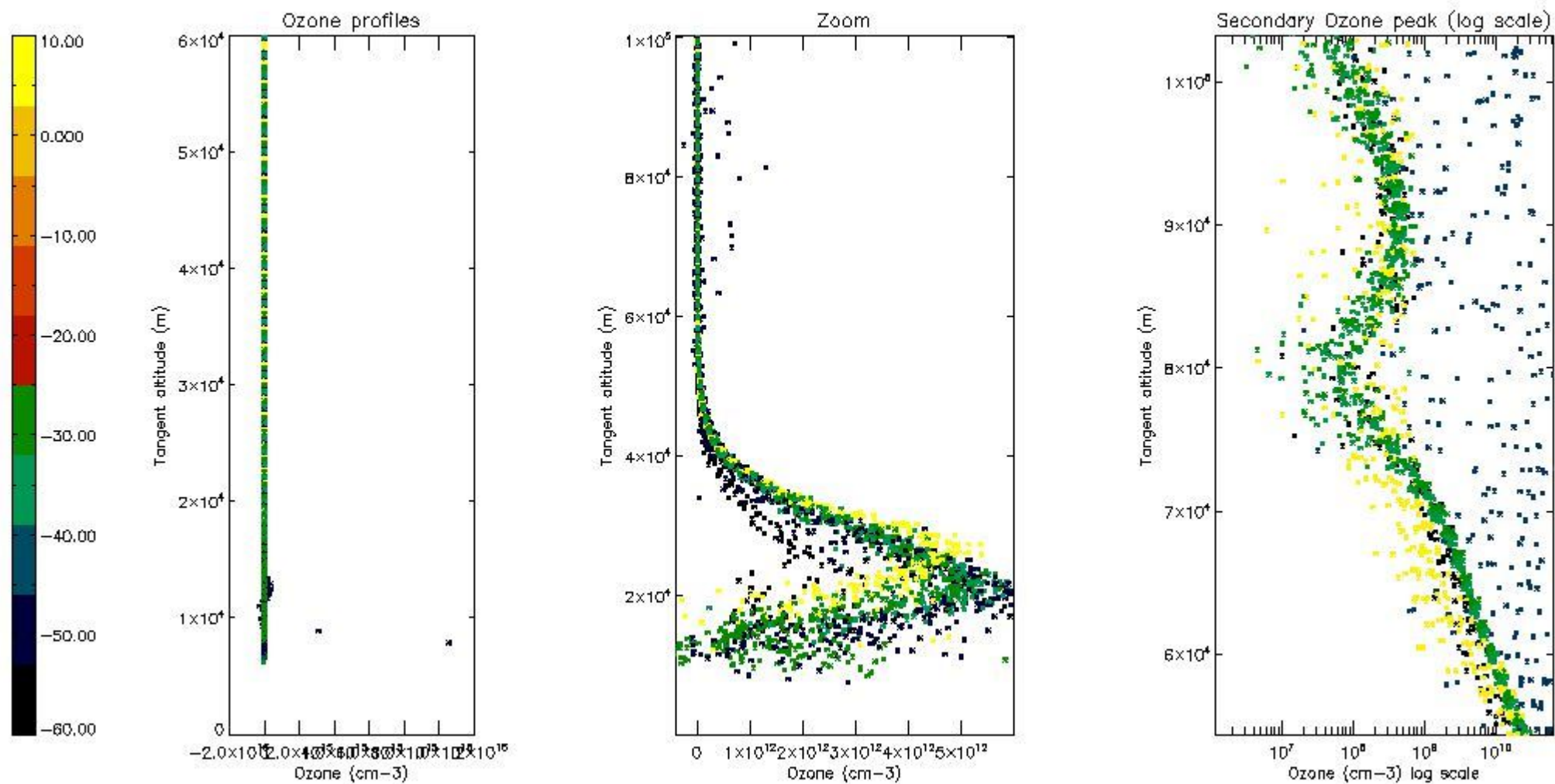
So, the table below shows the percentage of dark limb and valid observations for each criteria with respect to the overall valid daily observations.

Criteria	% of total production
All STD	34
STD < 20	15

STD < 10	10
STD < 5	3

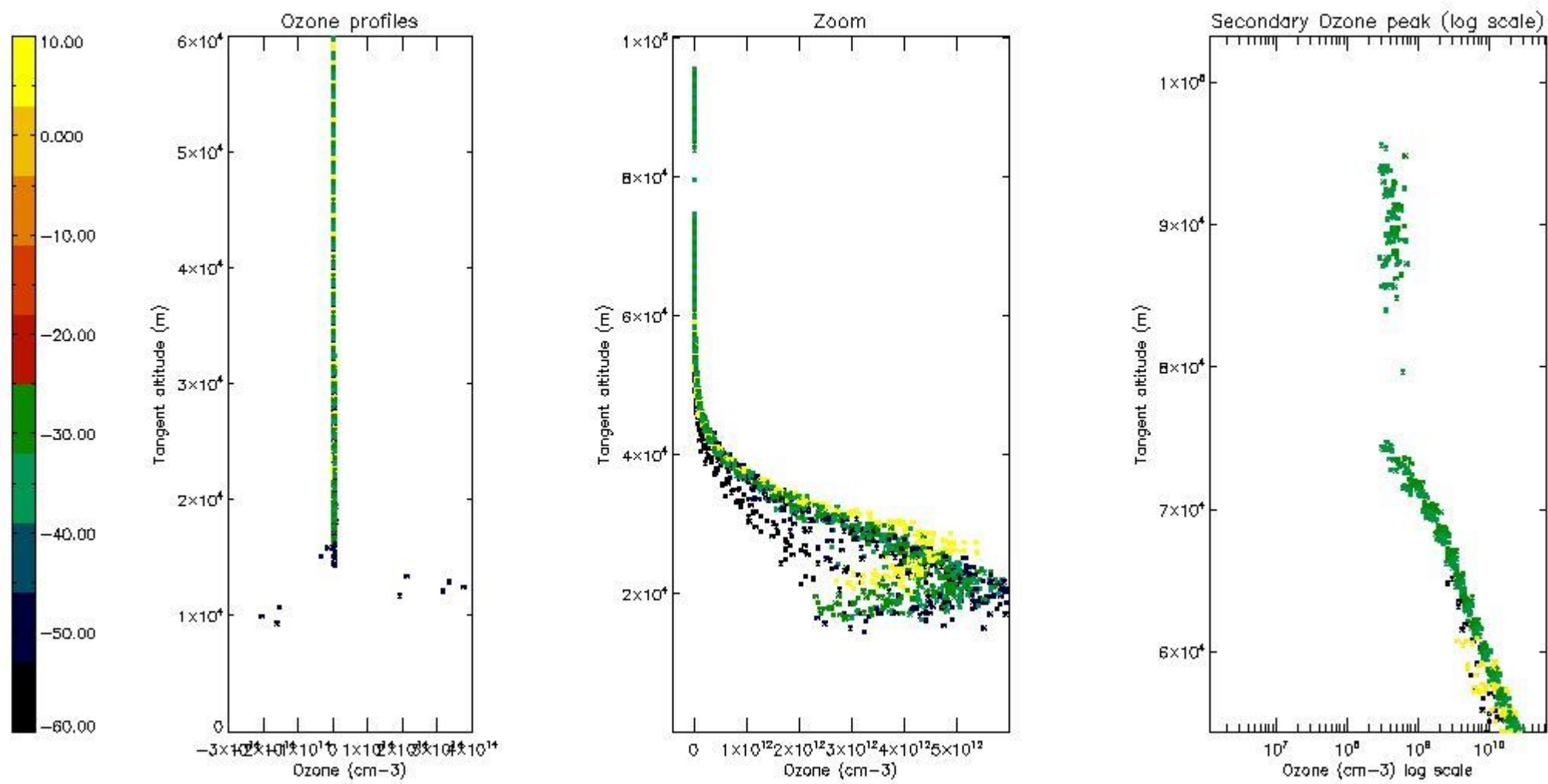
5.2 Plot ozone profiles for all STD (dark without errors)

The colorbar represents the latitude.



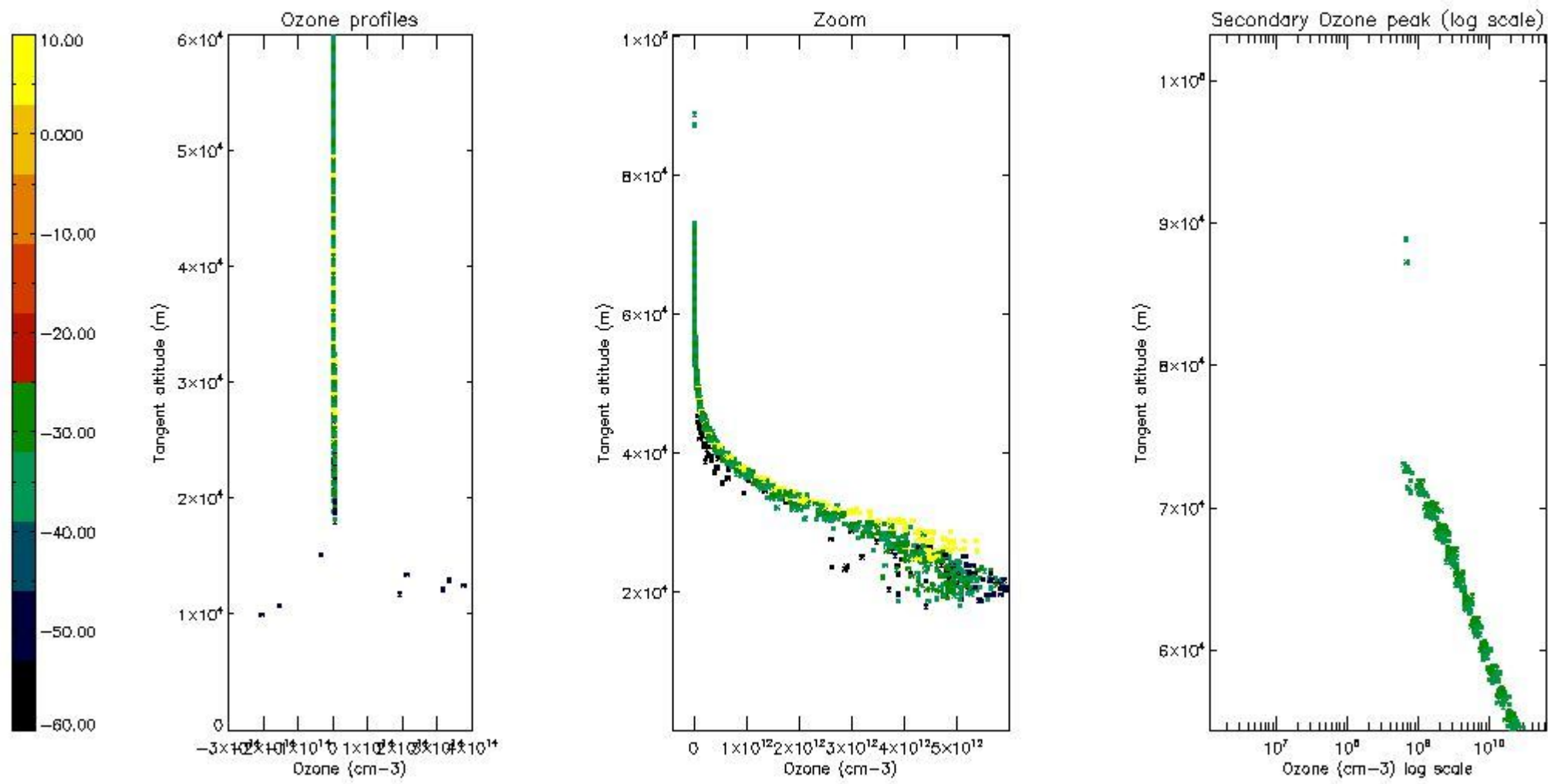
5.3 Plot ozone profiles where STD < 20% (dark without errors)

The colorbar represents the latitude.



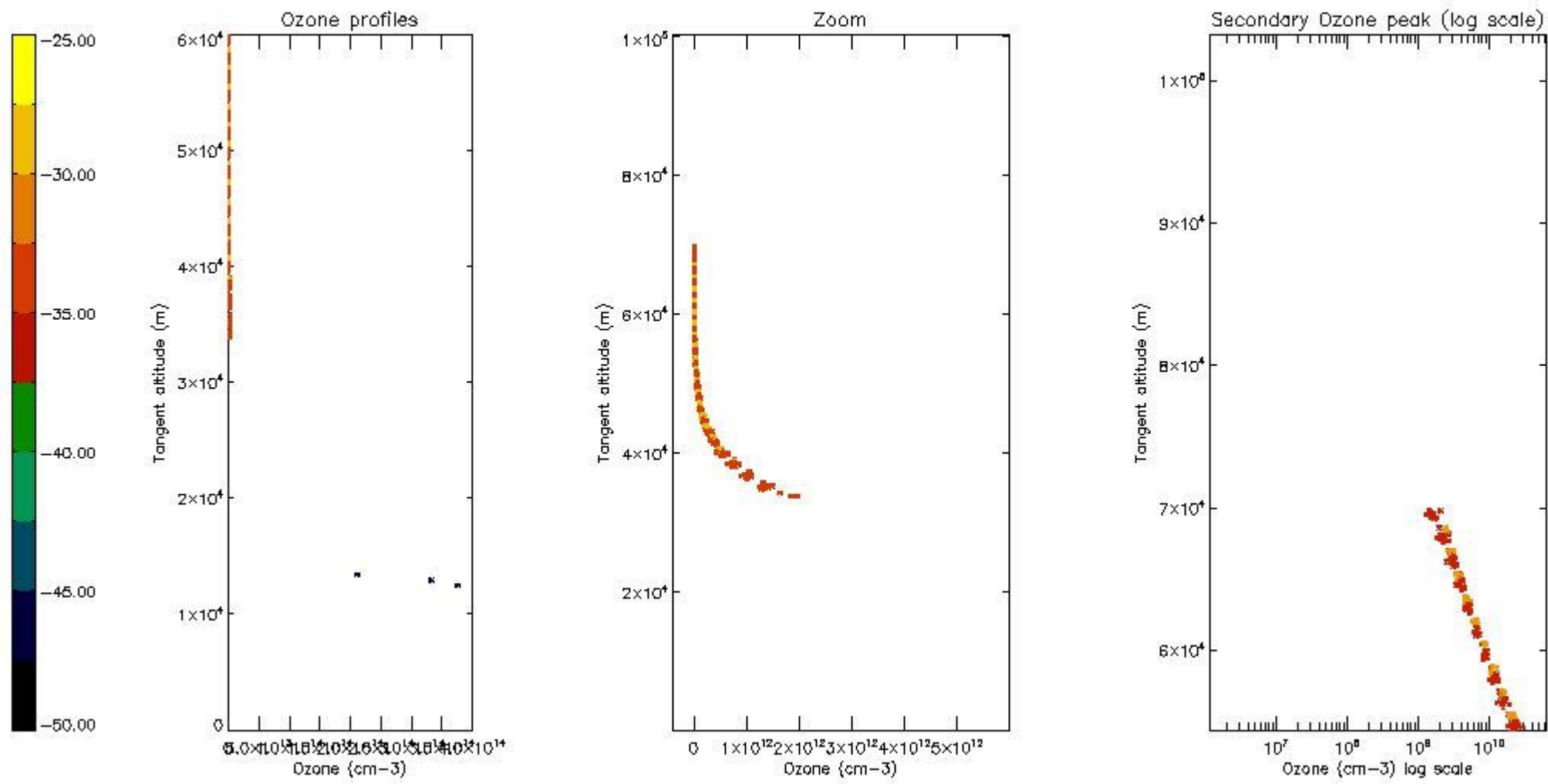
5.4 Plot ozone profiles where STD < 10% (dark without errors)

The colorbar represents the latitude.



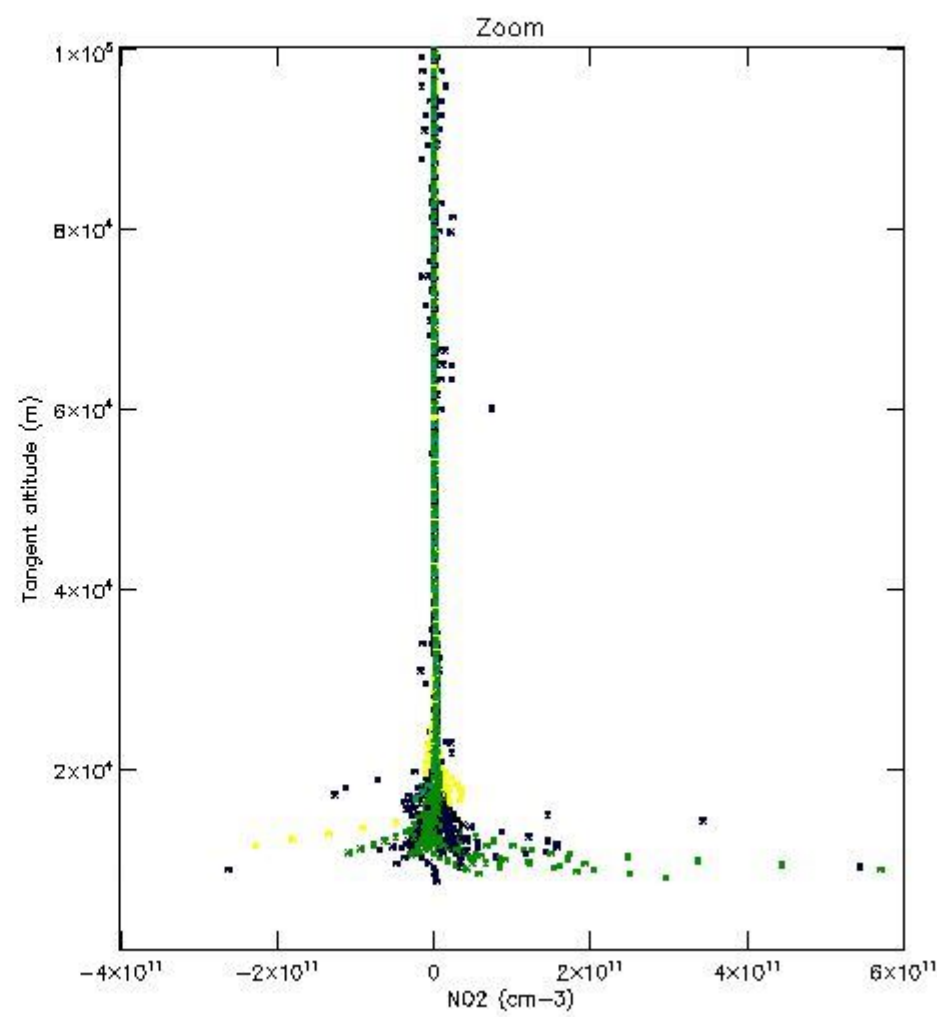
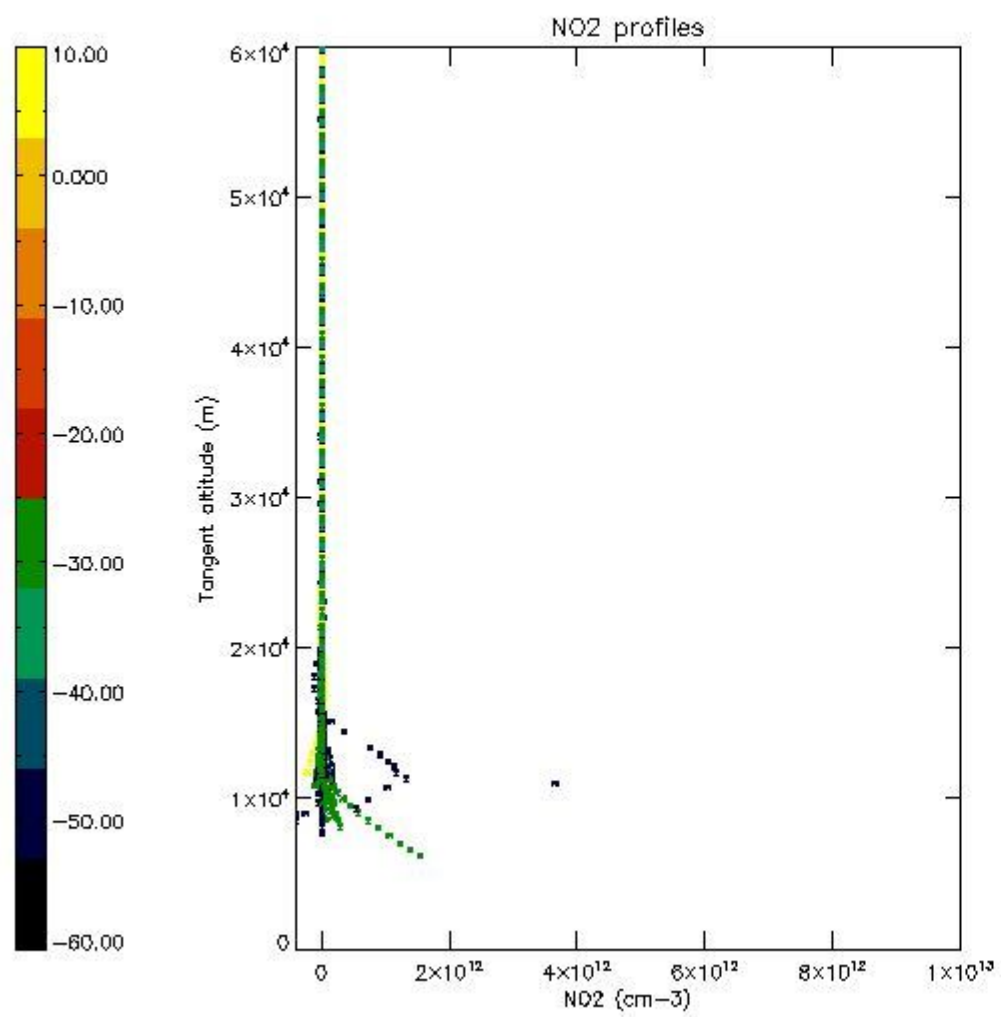
5.5 Plot ozone profiles where STD < 5% (dark without errors)

The colorbar represents the latitude.



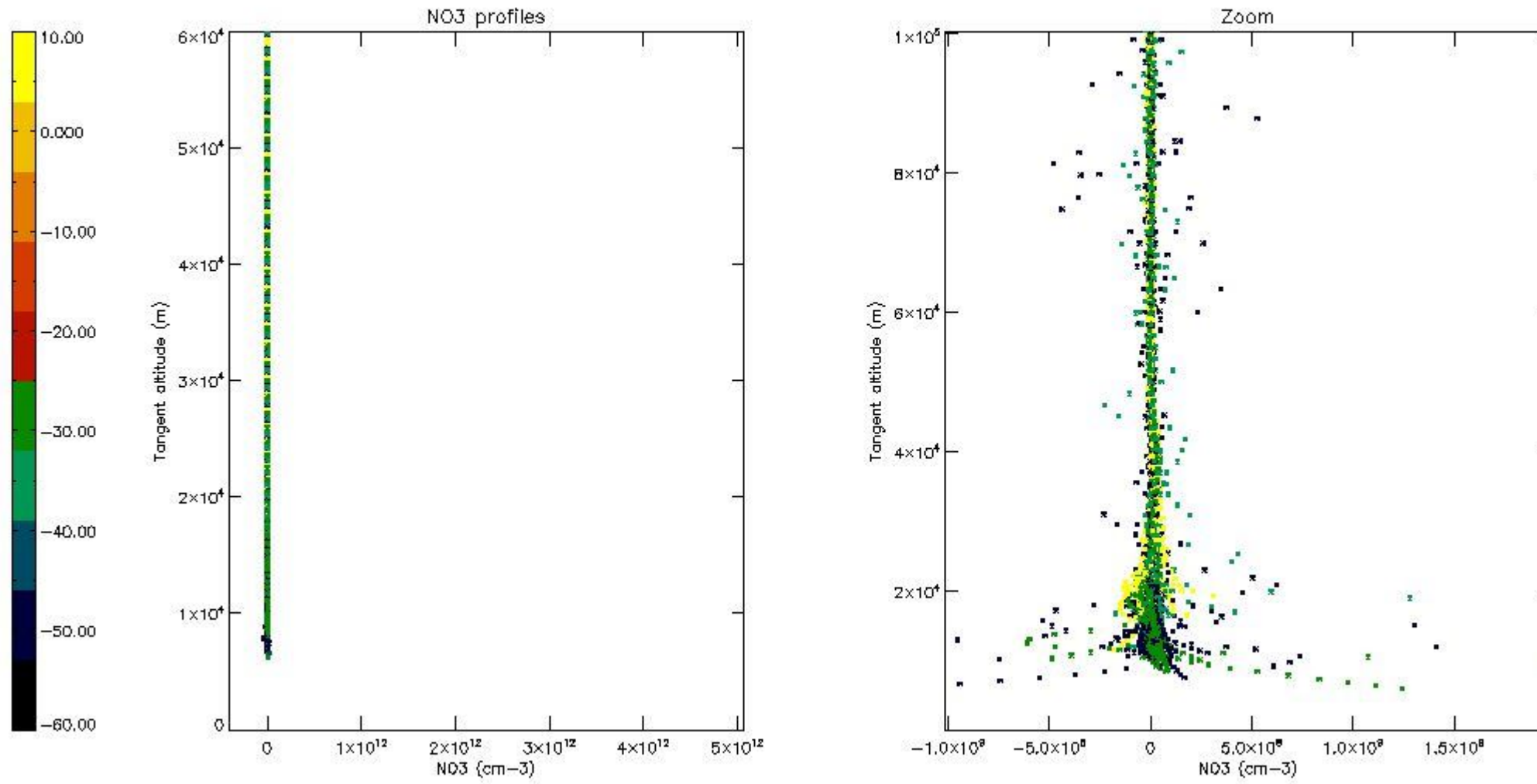
5.6 Plot NO₂ profiles for all STD (dark without errors)

The colorbar represents the latitude.



5.7 Plot NO3 profiles for all STD (dark without errors)

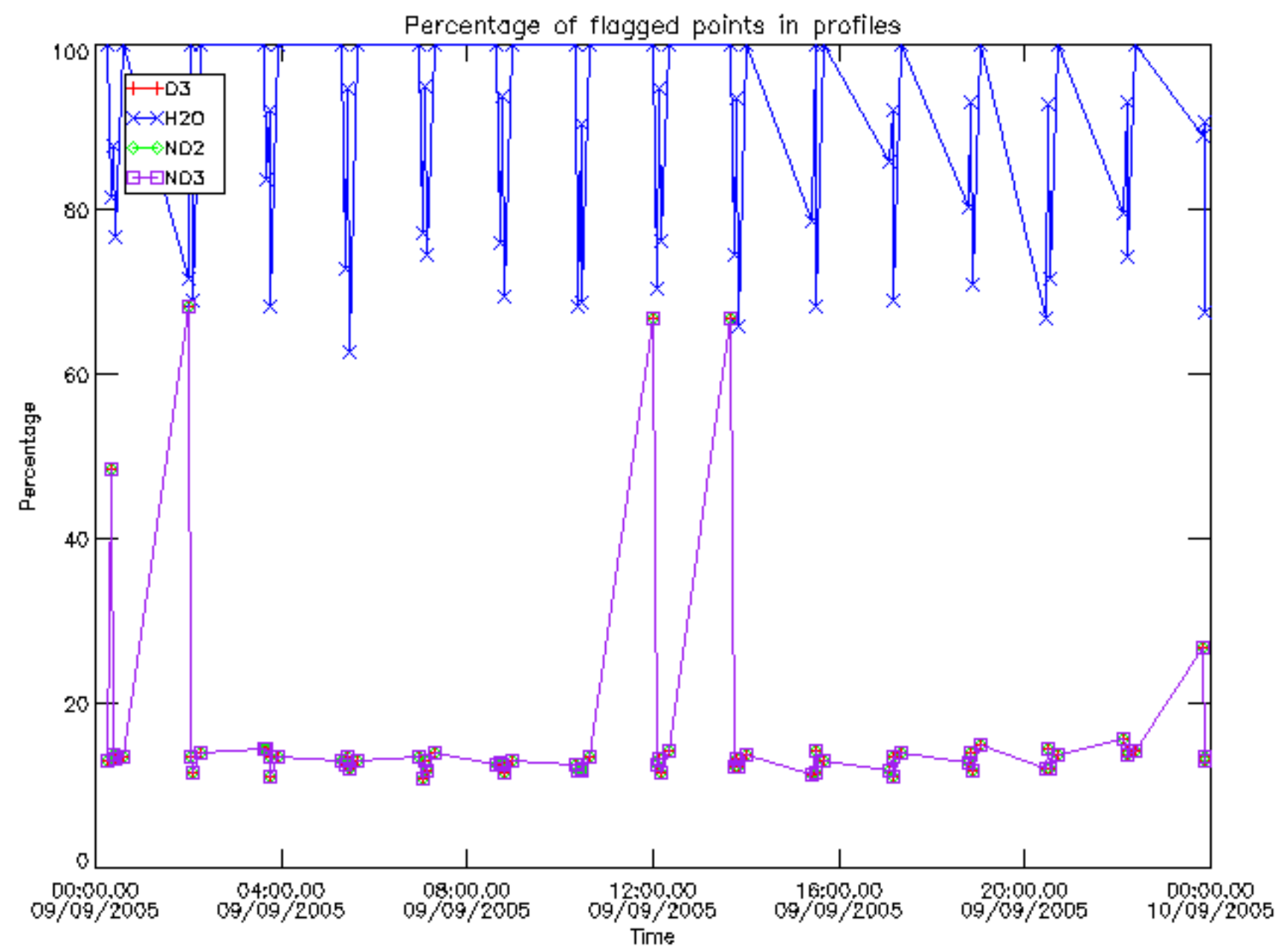
The colorbar represents the latitude.



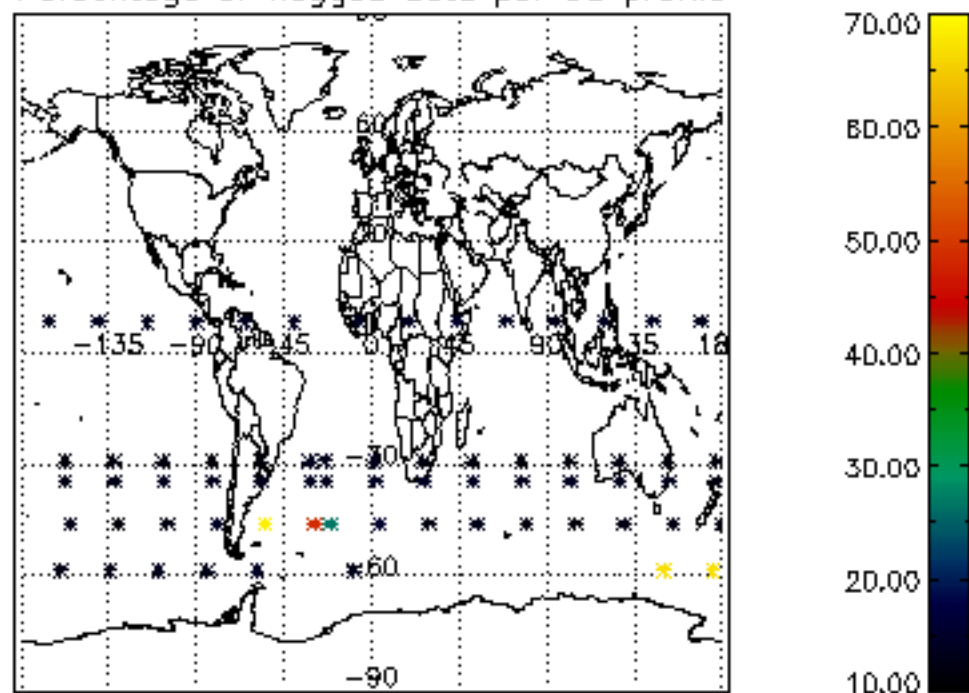
6. Auxiliary Data Files used for the production reported in section 2

The number reported in the third column indicates since which file (see list in section 2) the corresponding auxiliary file has been used. The fourth column is the date of those product files.

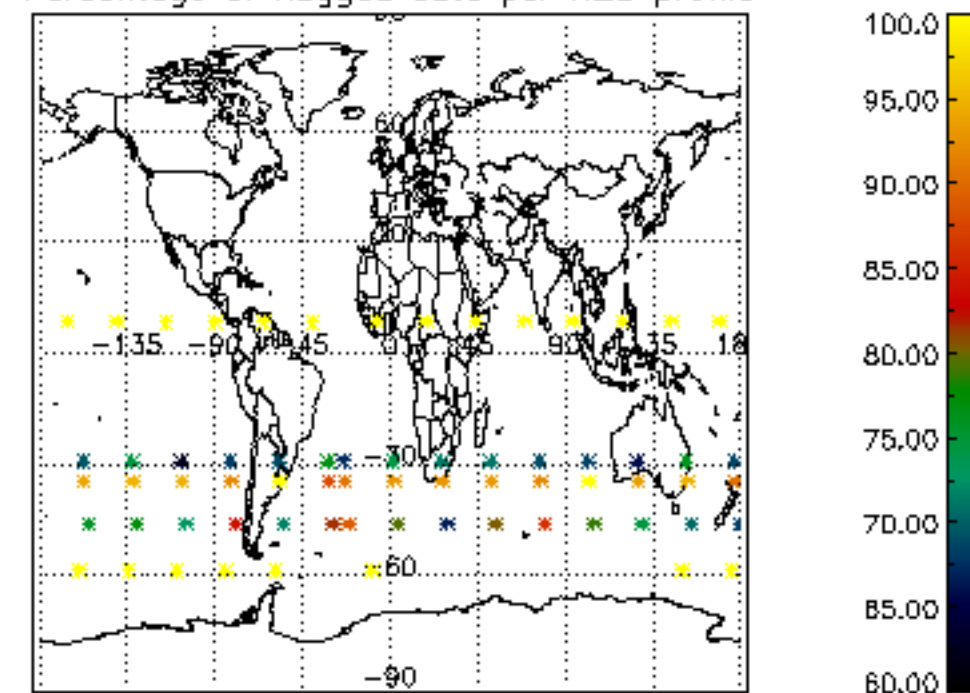
Type	Auxiliary Filename	Used since product	Used since product date
INST_PHYS_CHARACTERISTICS	GOM_INS_AXVIEC20091111_143220_20030716_120000_20500101_000000	1	09-SEP-2005 00:15:46
LEVEL-2_PROC_CONFIG	GOM_PR2_AXVIEC20091111_152718_20020301_000000_20500101_000000	1	09-SEP-2005 00:15:46
CROSS_SECTIONS_FILE	GOM_CRS_AXVIEC20091111_154832_20020301_000000_20500101_000000	1	09-SEP-2005 00:15:46



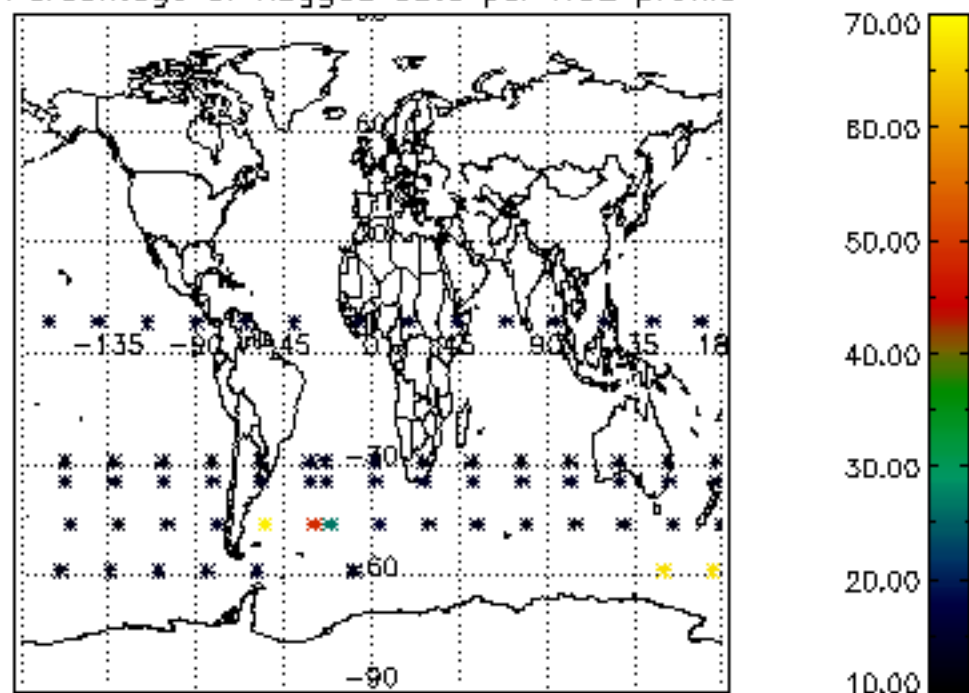
Percentage of flagged data per D3 profile



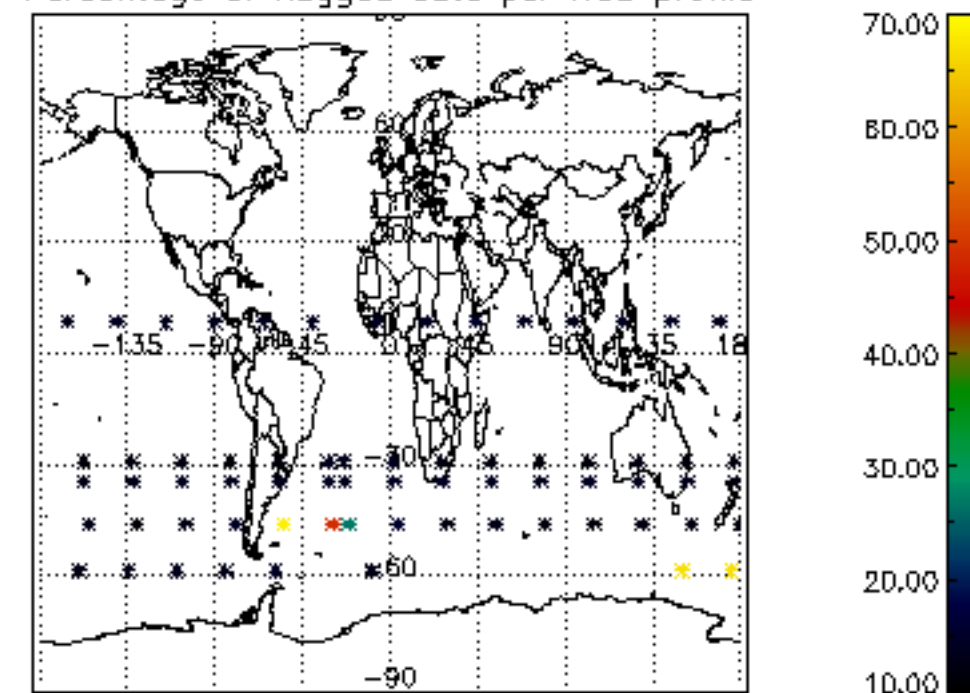
Percentage of flagged data per H2O profile

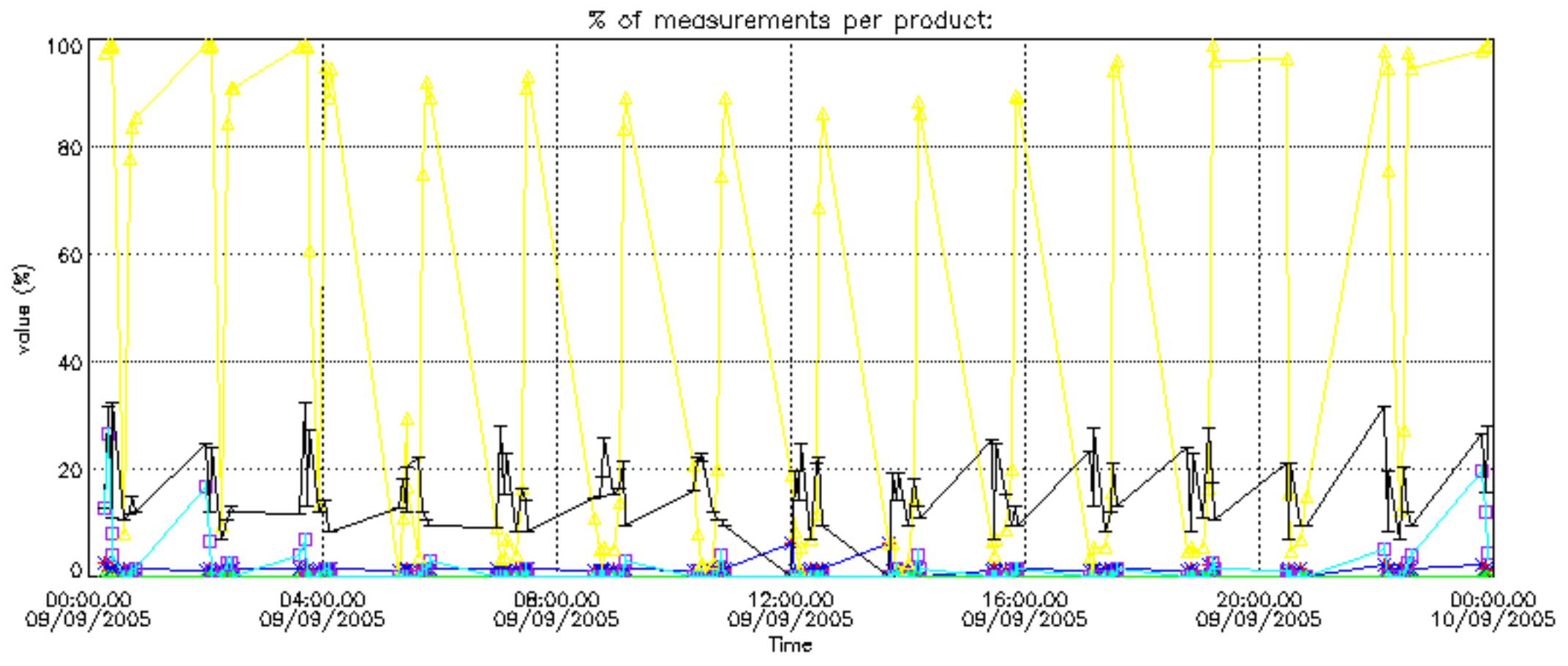


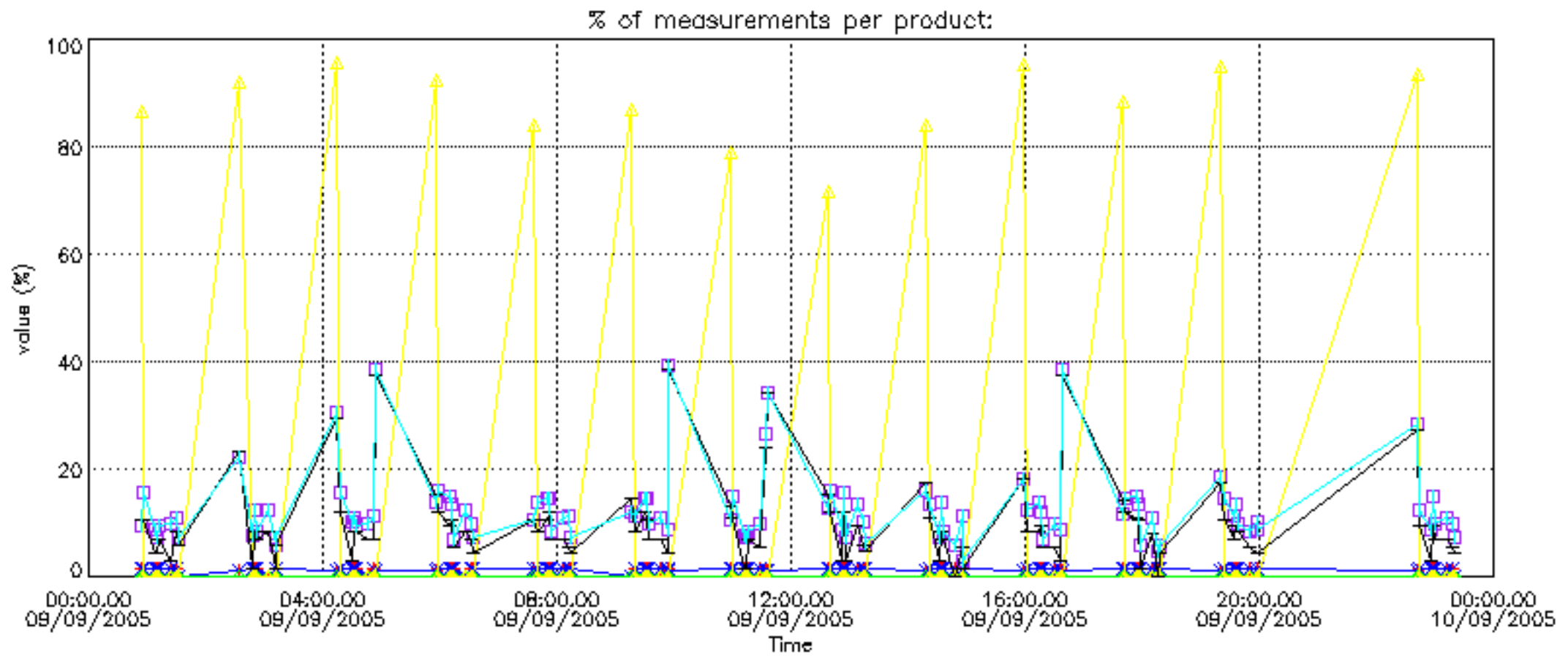
Percentage of flagged data per NO2 profile



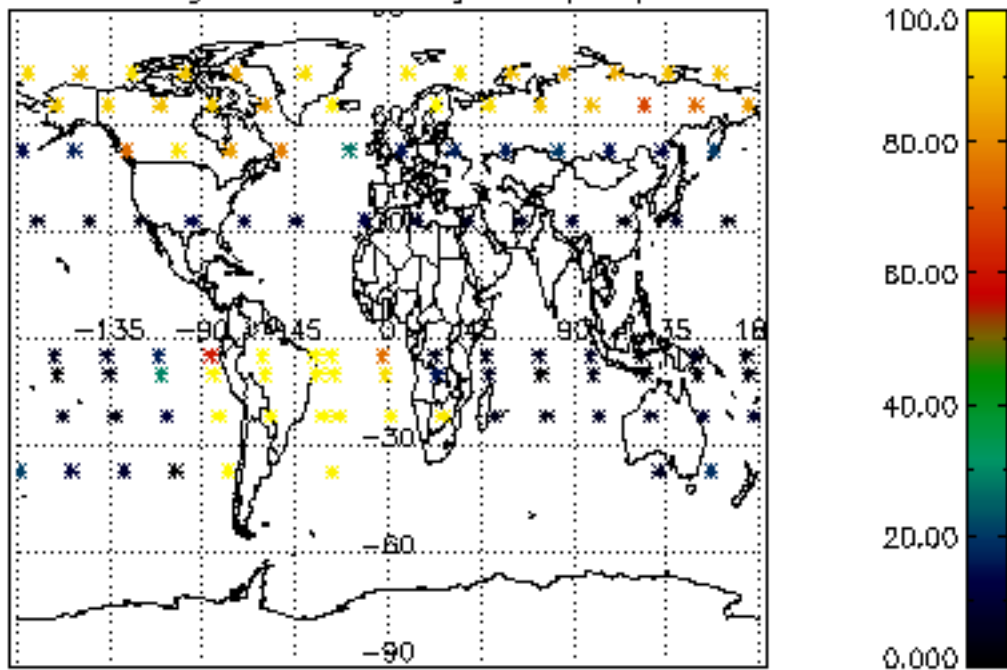
Percentage of flagged data per NO3 profile



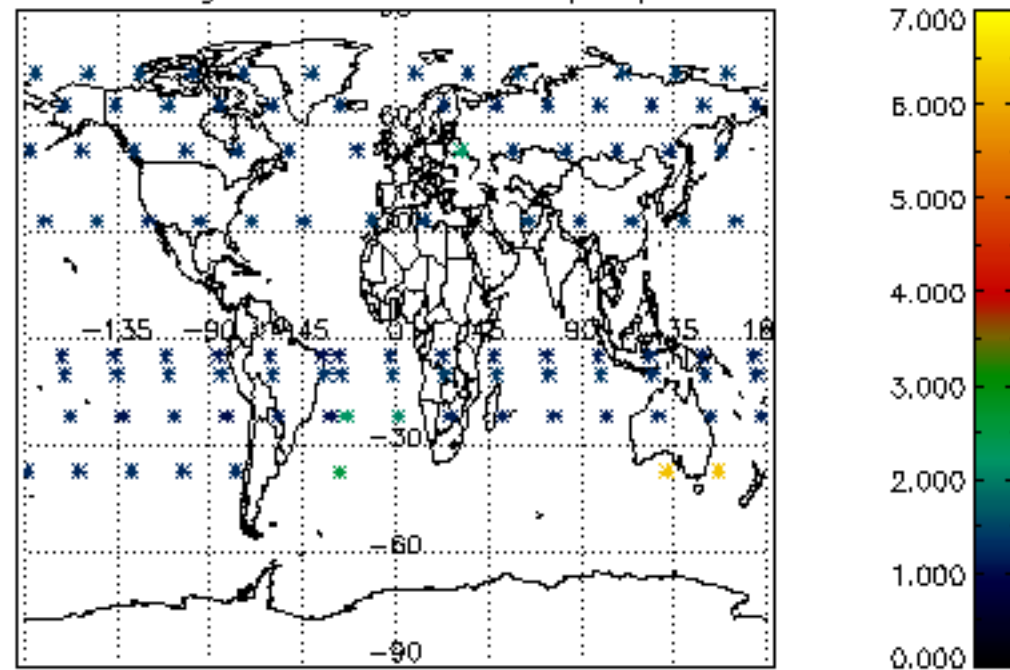




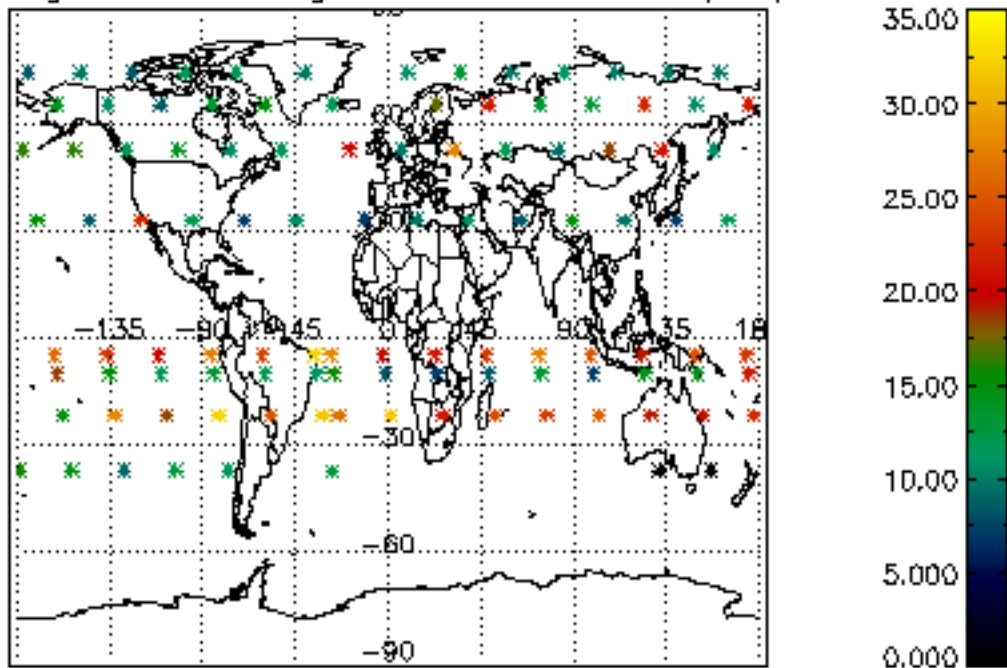
Percentage of cosmic ray hits per profile



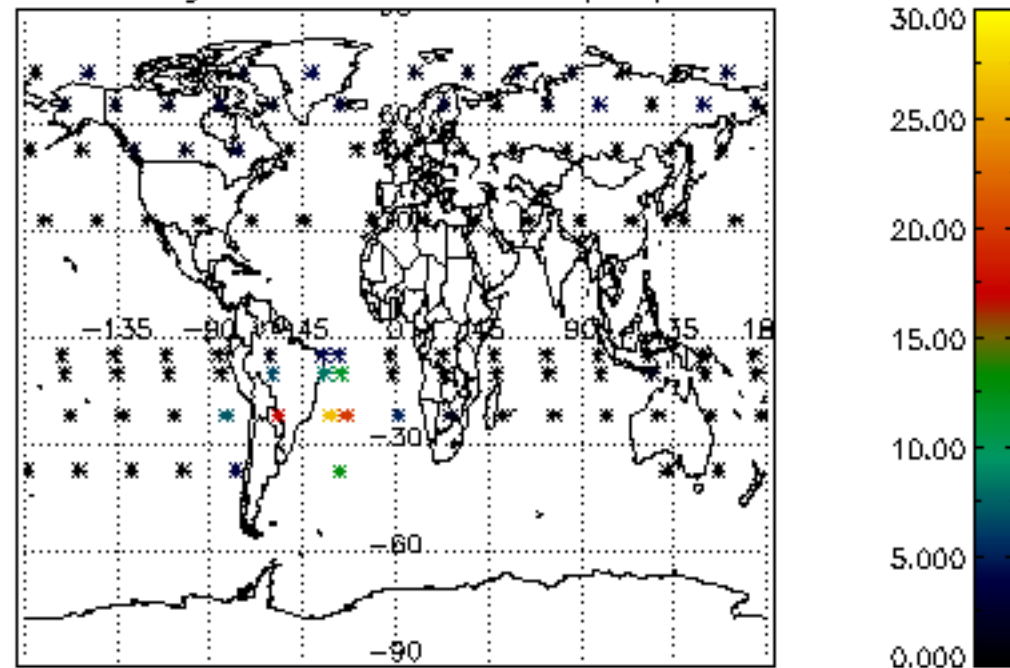
Percentage of datation errors per profile



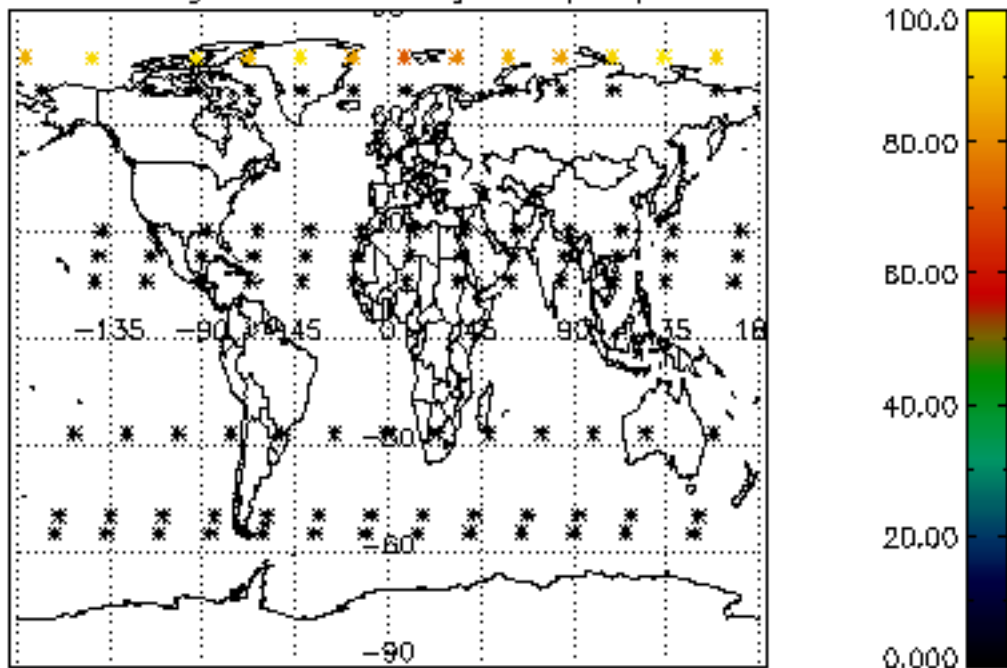
Percentage of star falling outside central band per profile



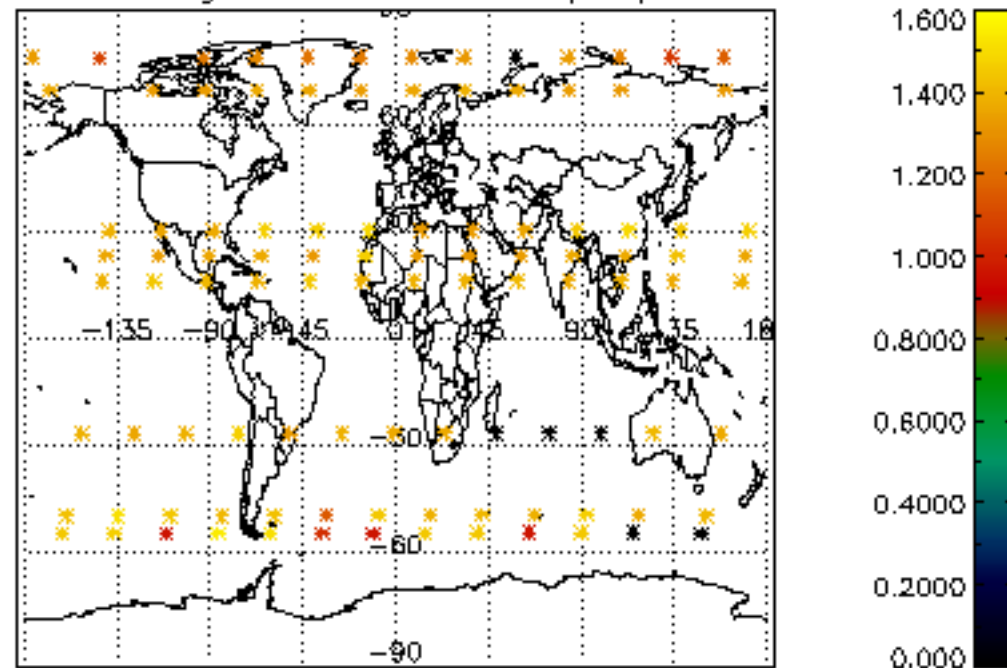
Percentage of saturation errors per profile



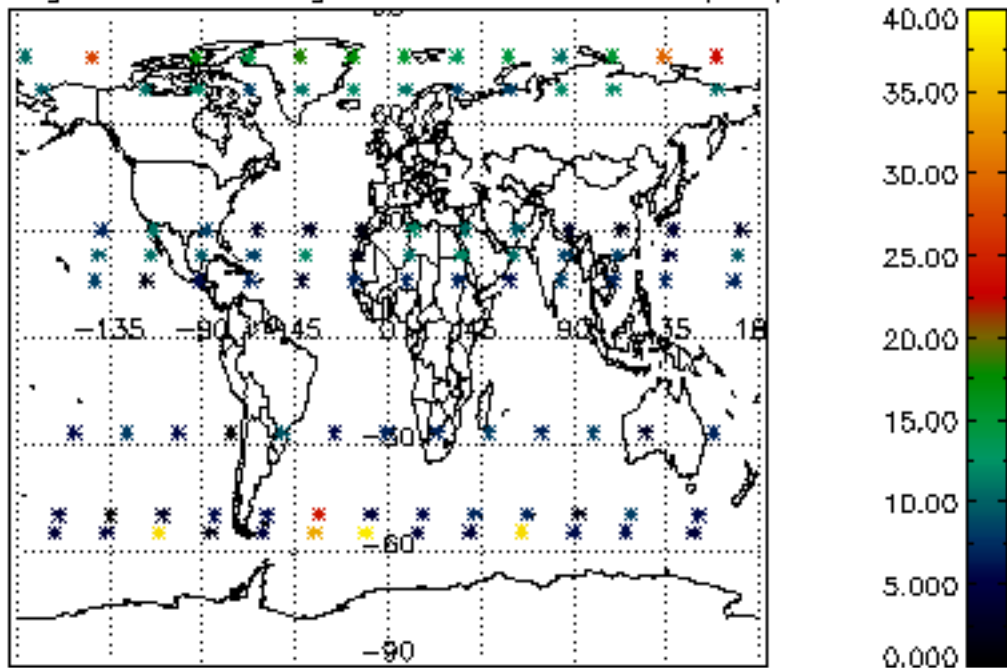
Percentage of cosmic ray hits per profile



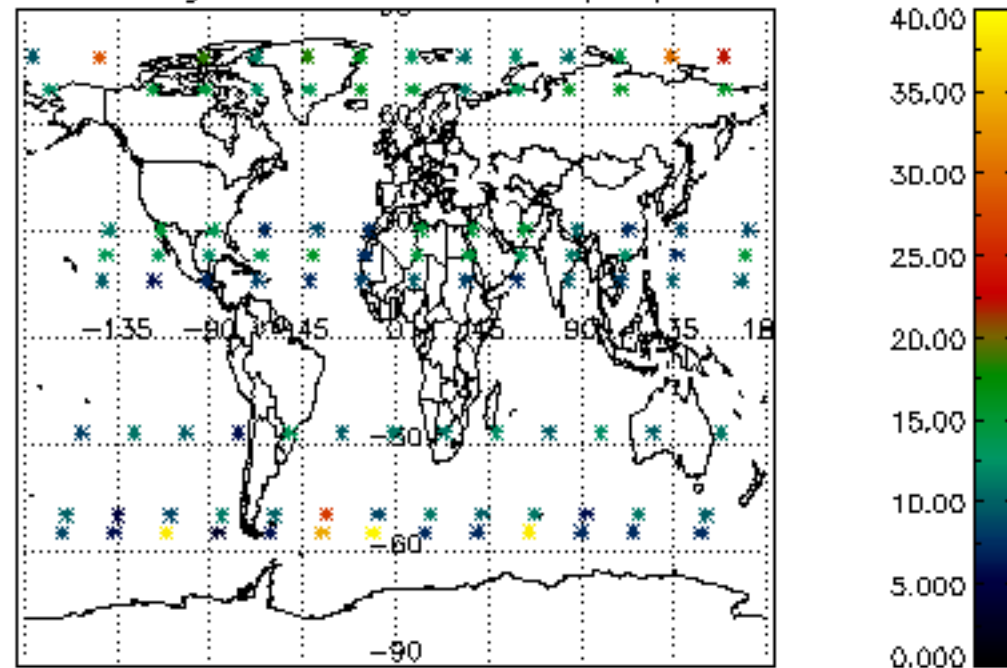
Percentage of datation errors per profile

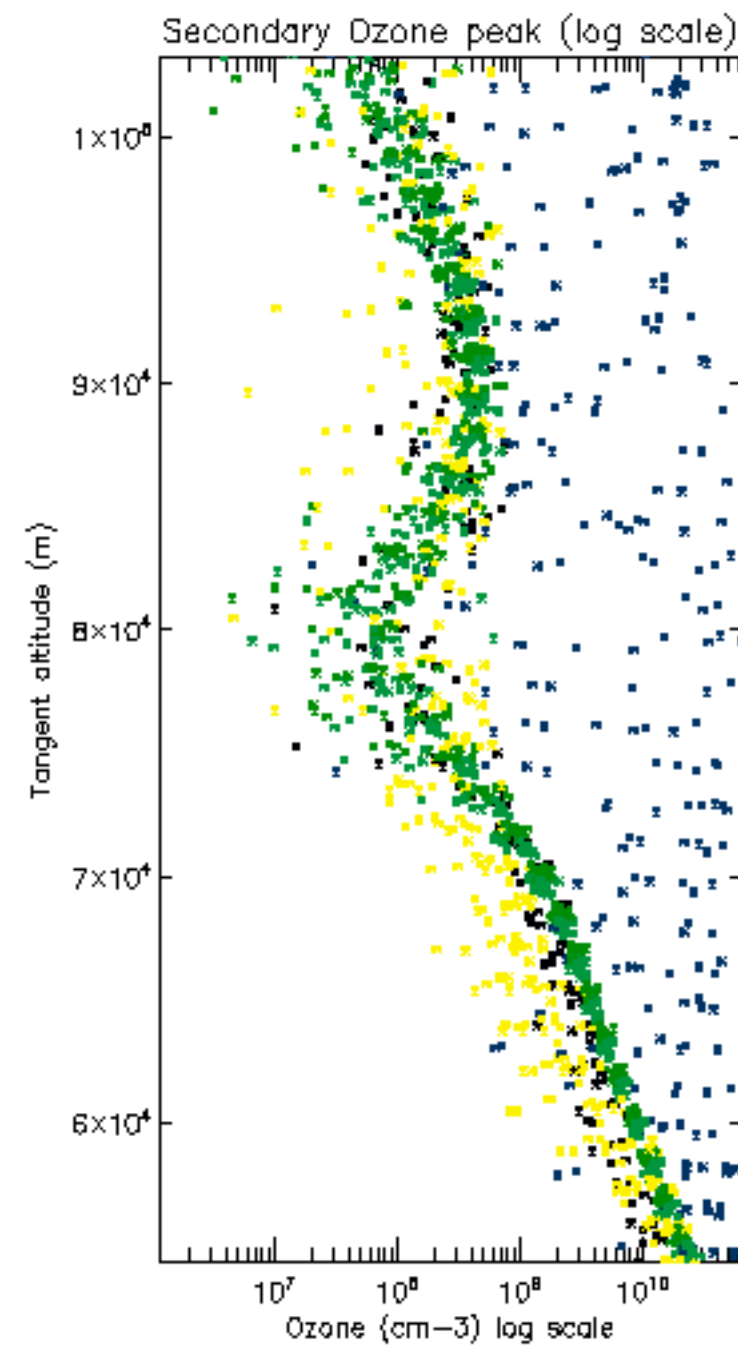
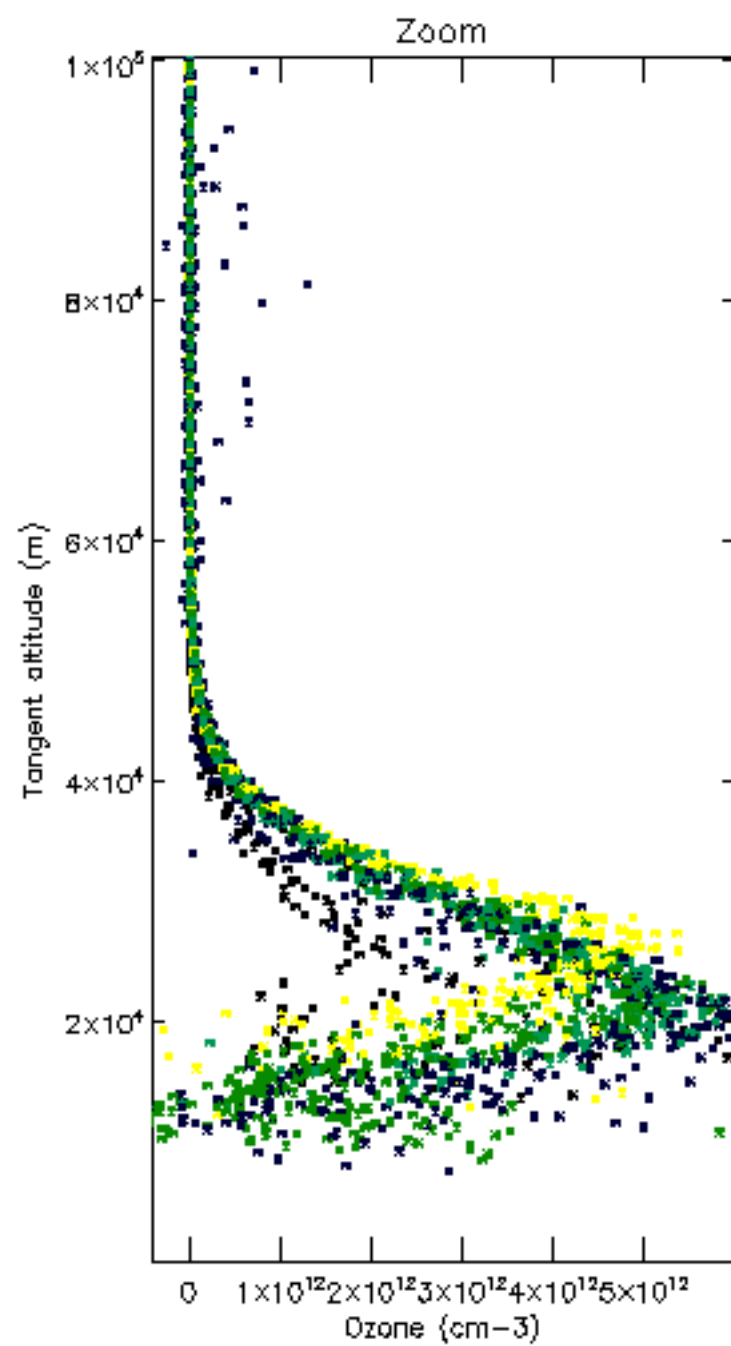
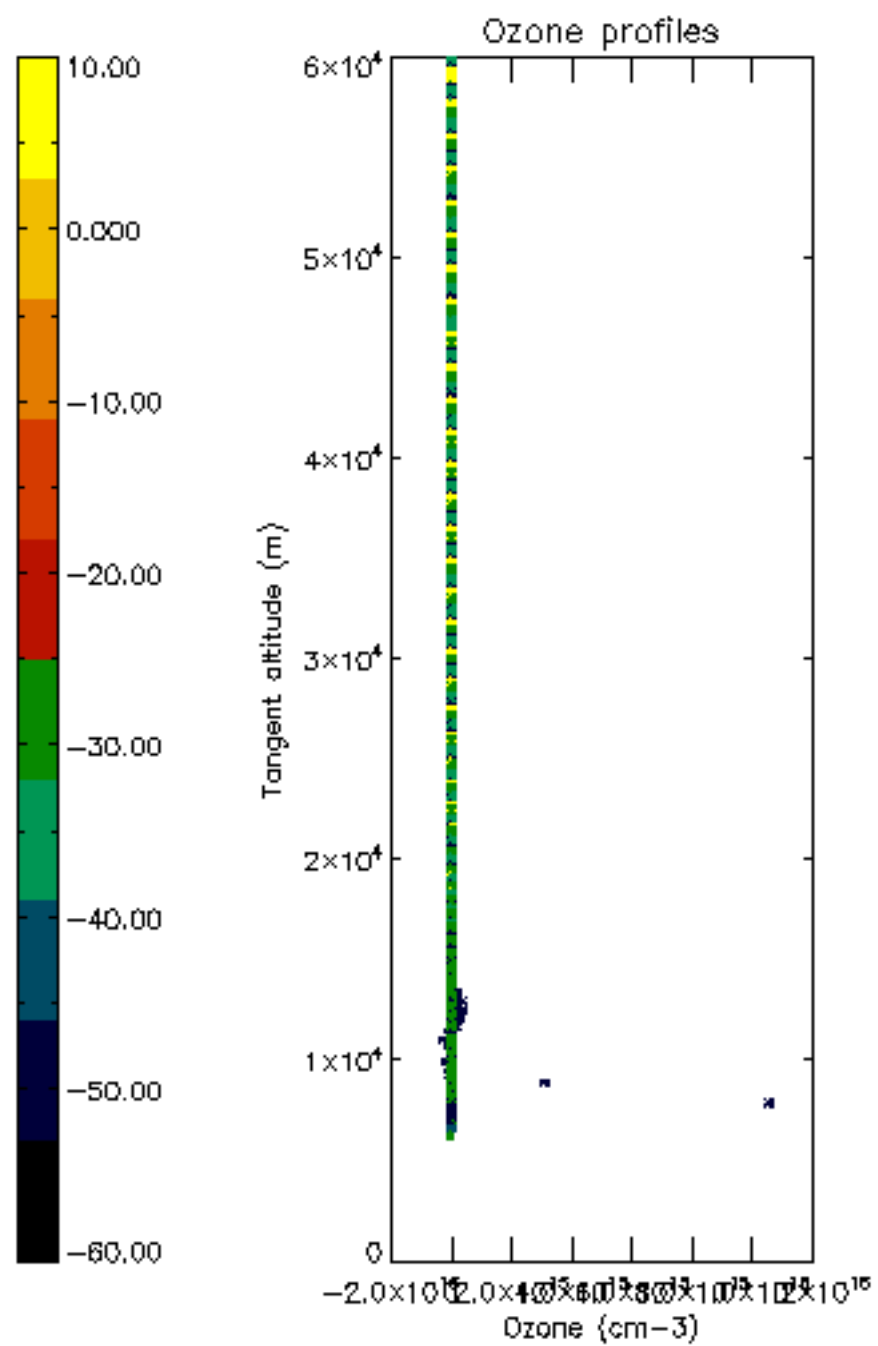


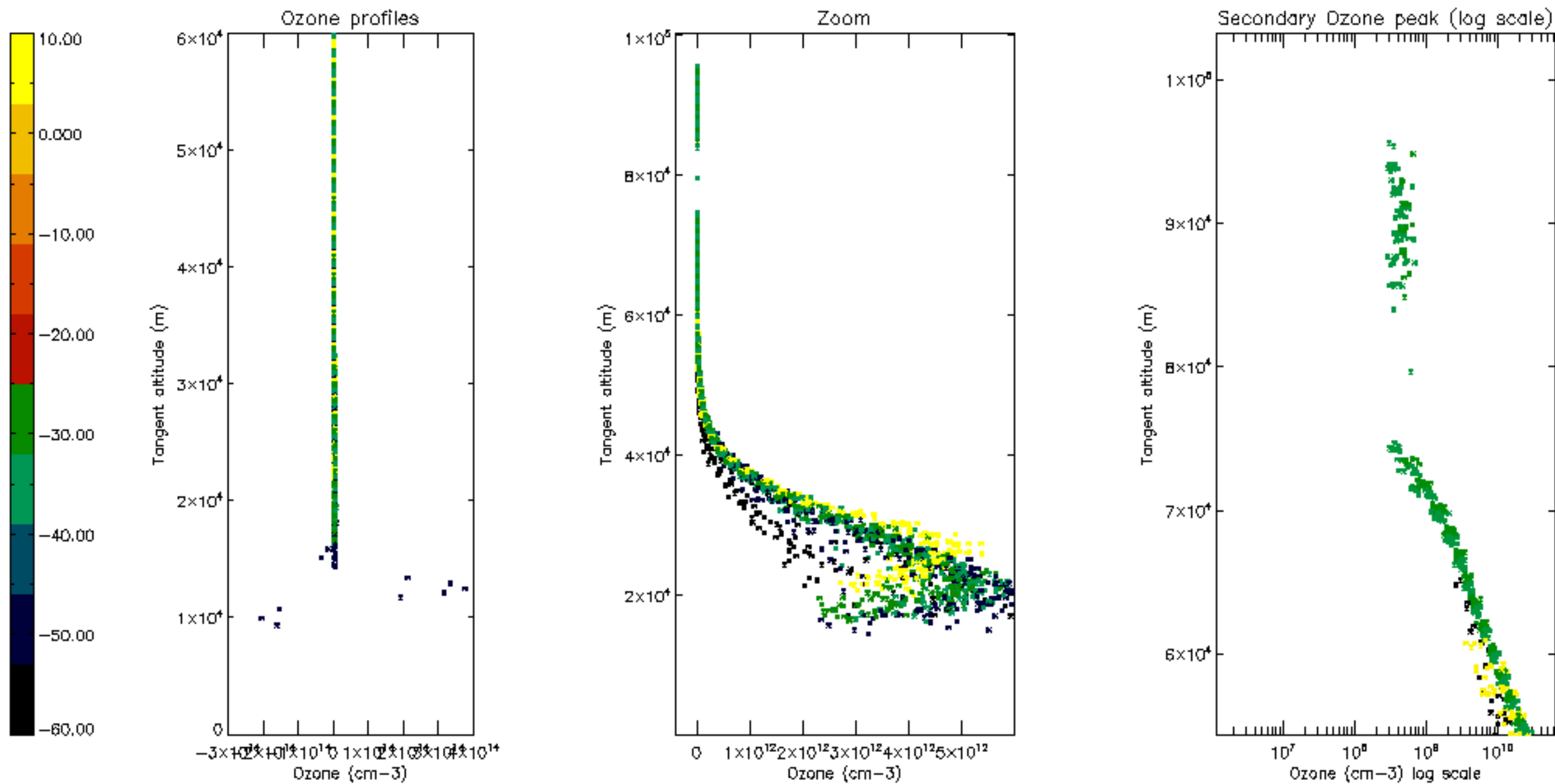
Percentage of star falling outside central band per profile

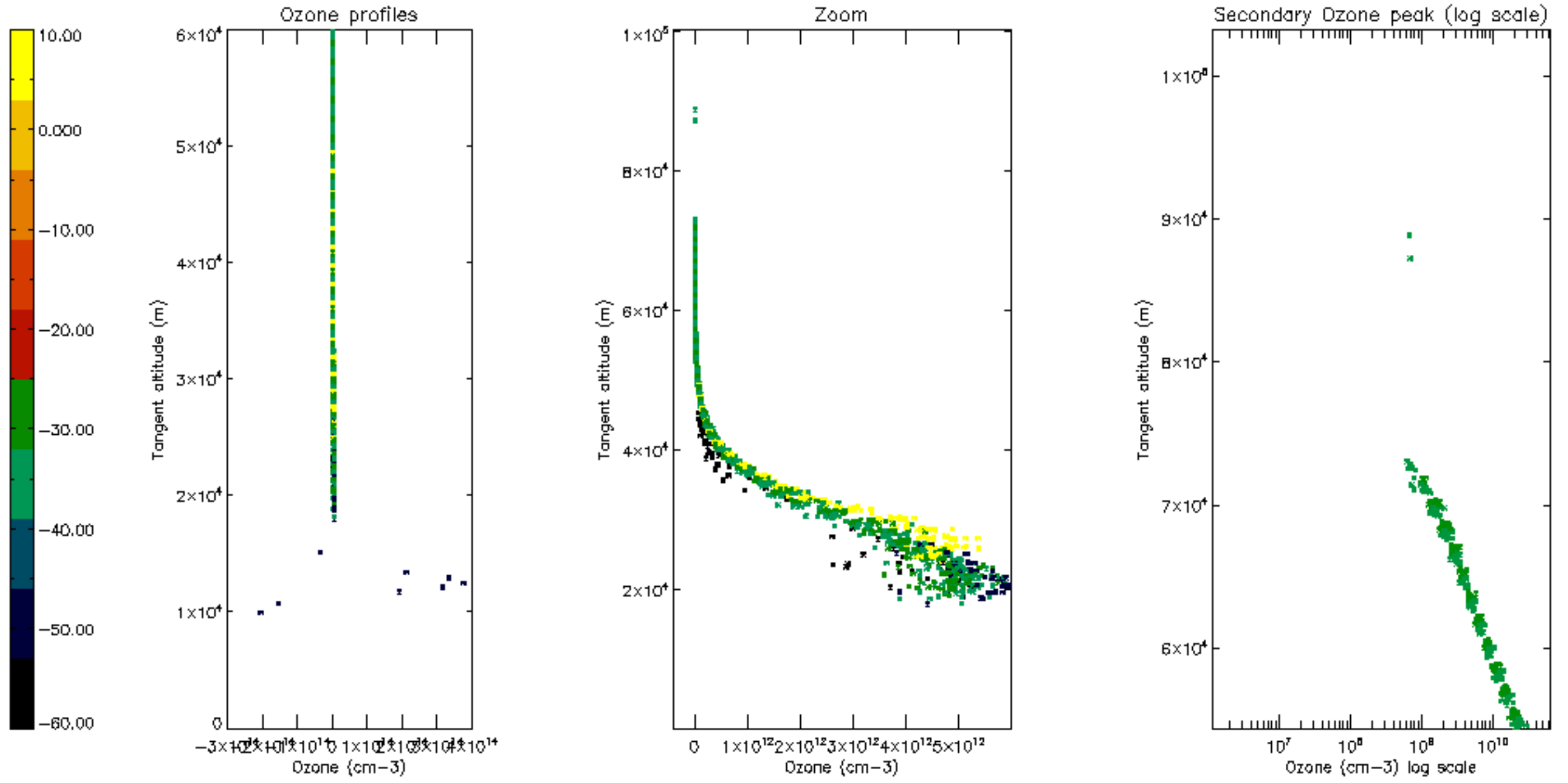


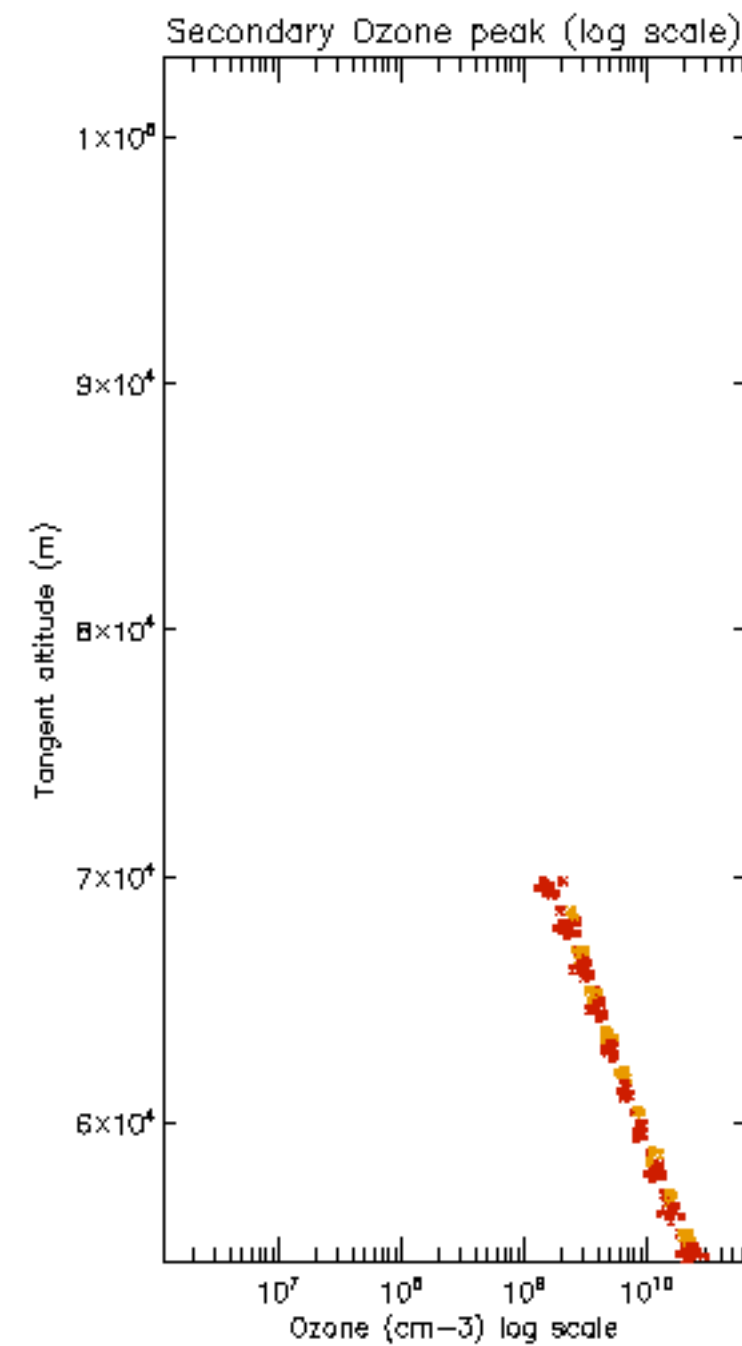
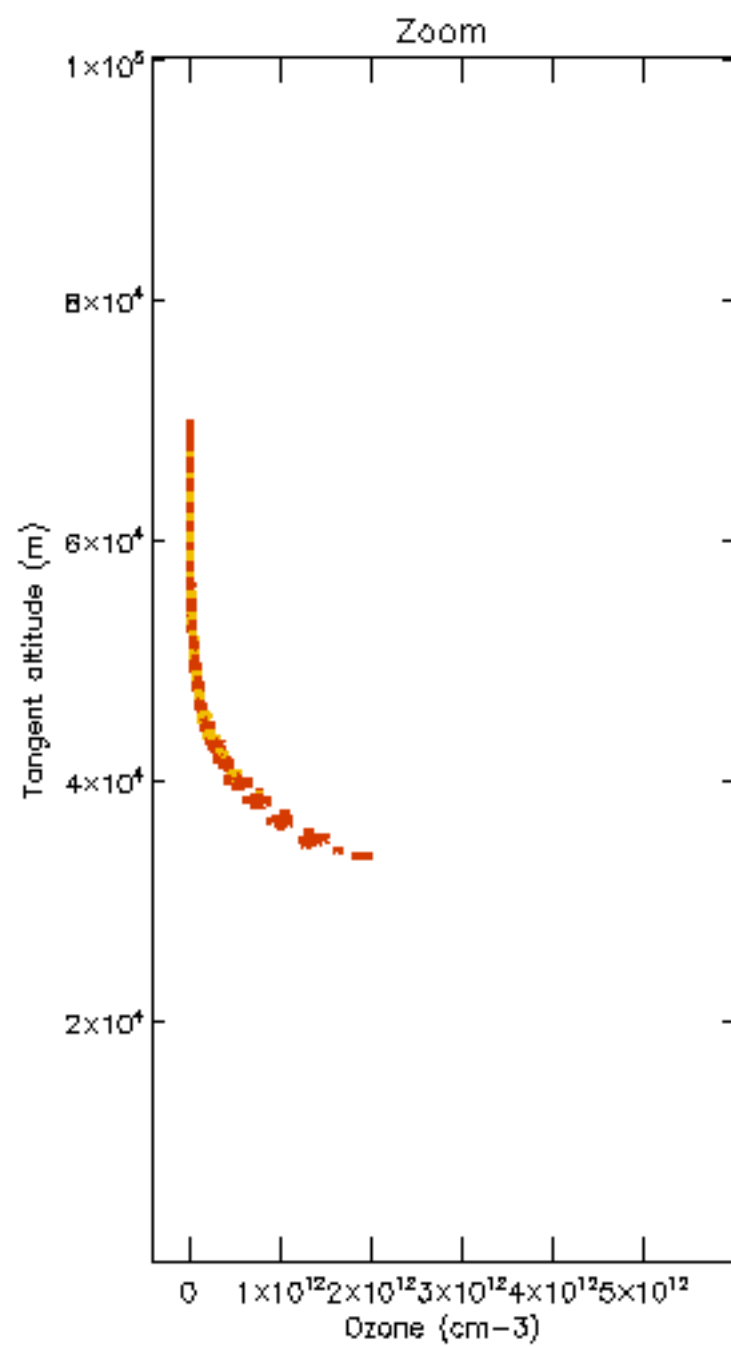
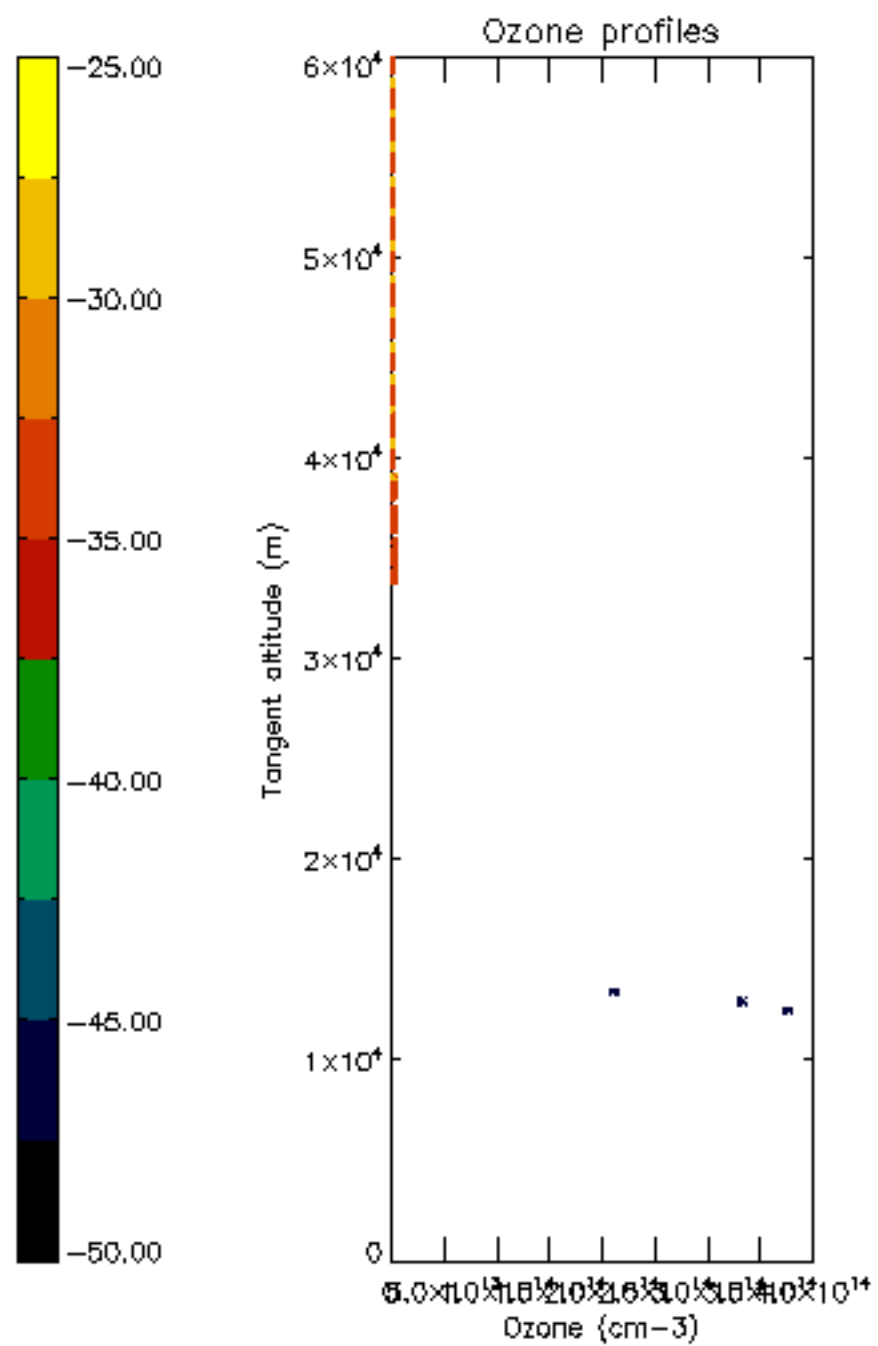
Percentage of saturation errors per profile

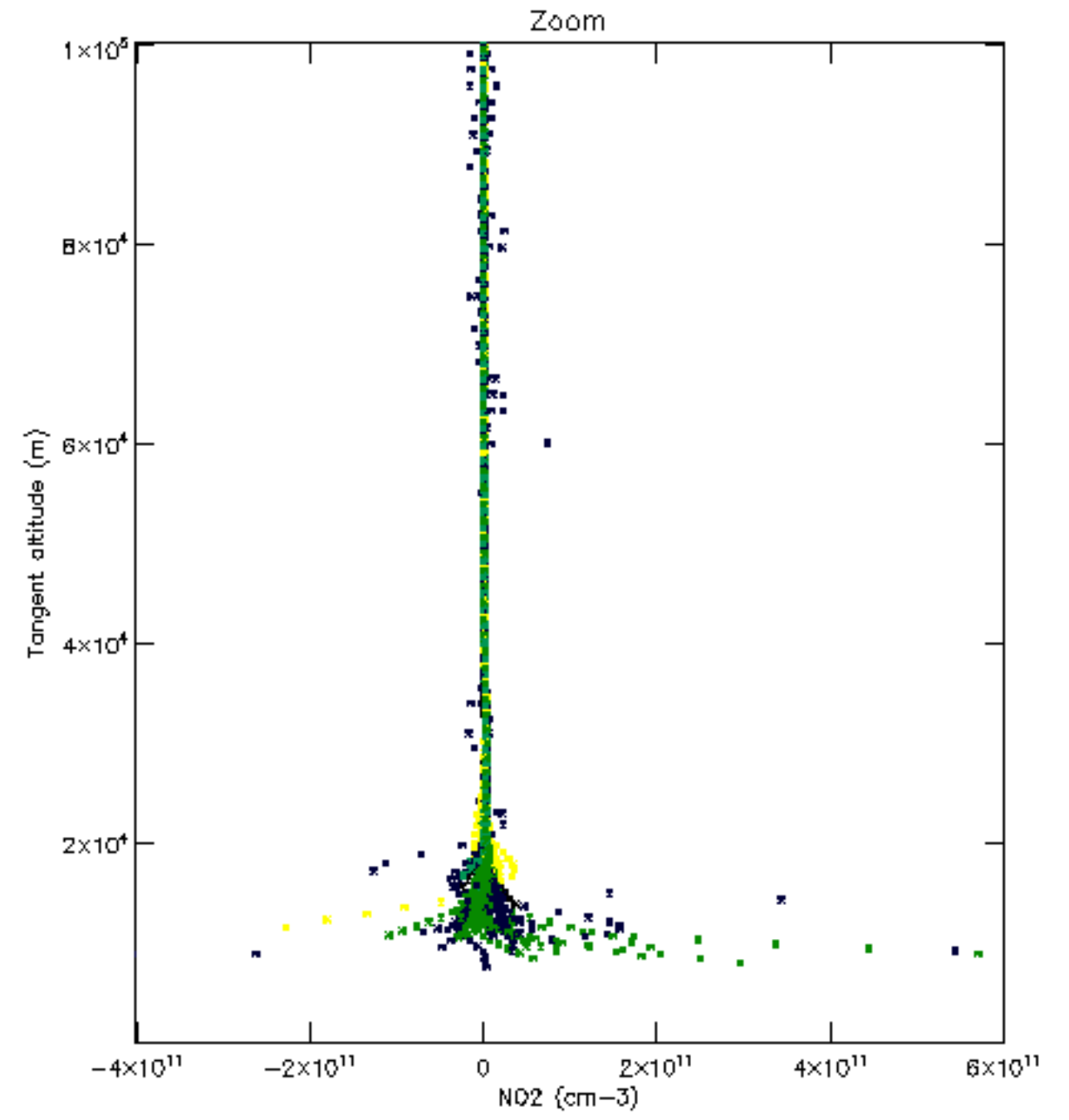
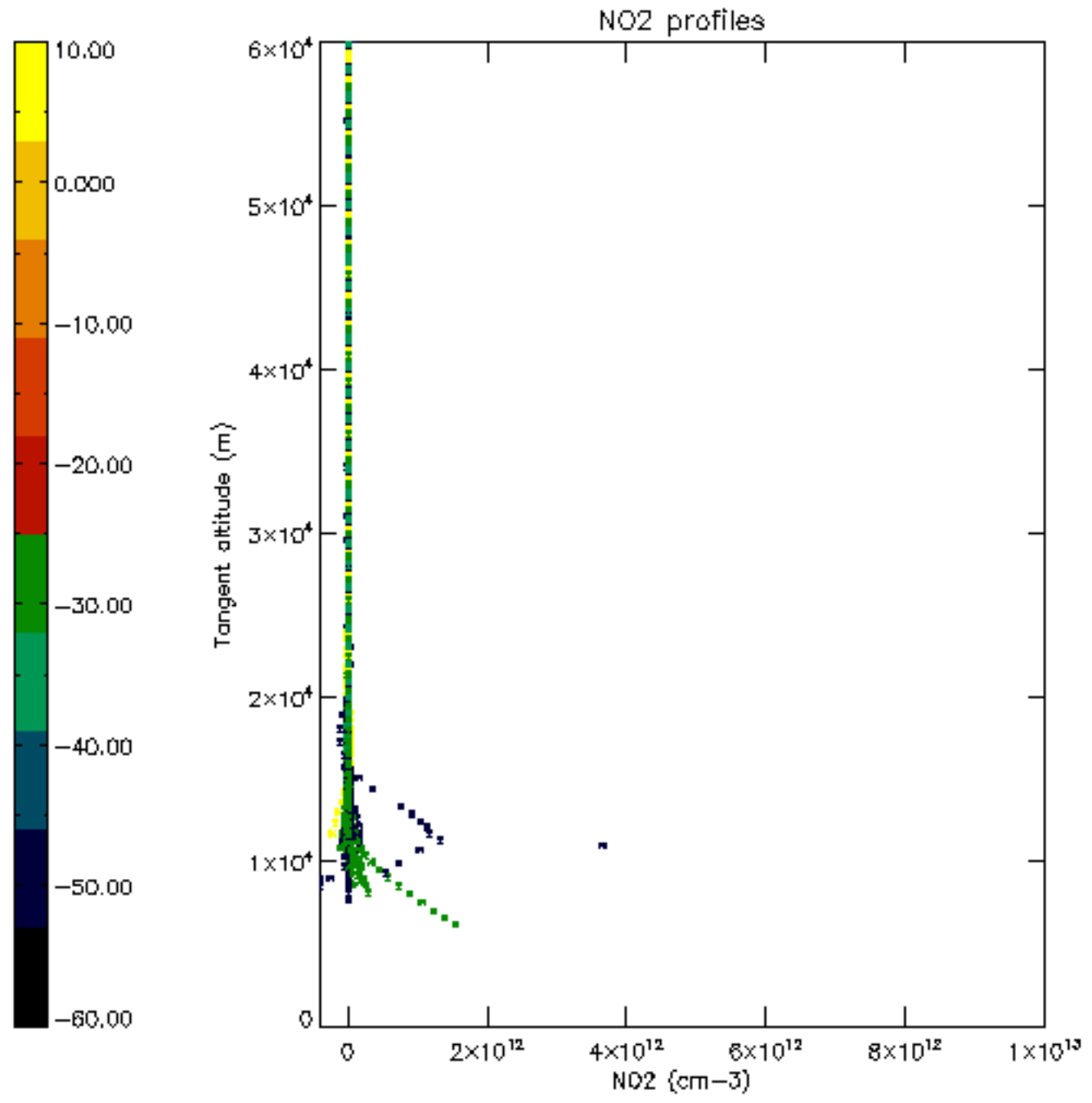


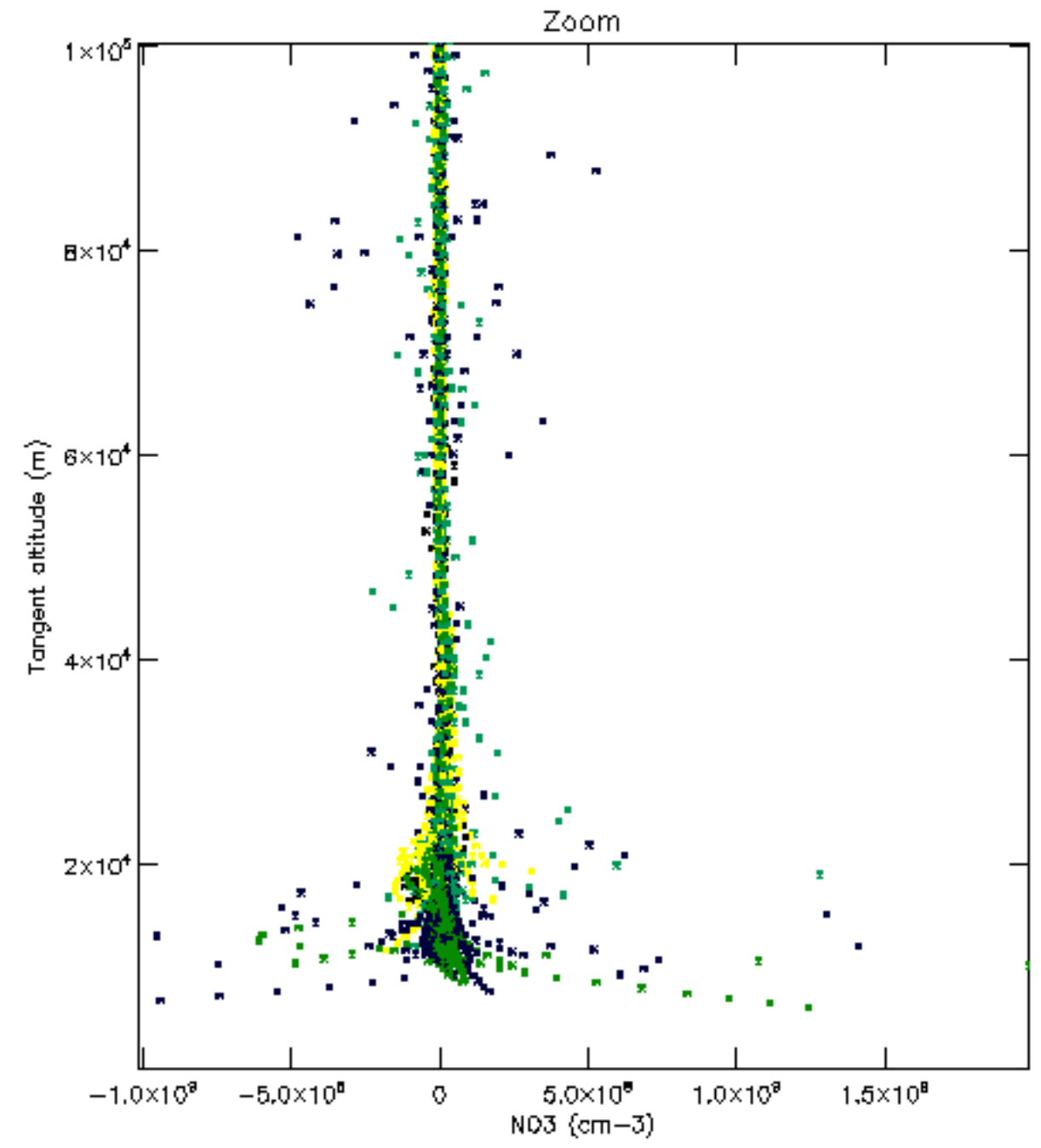
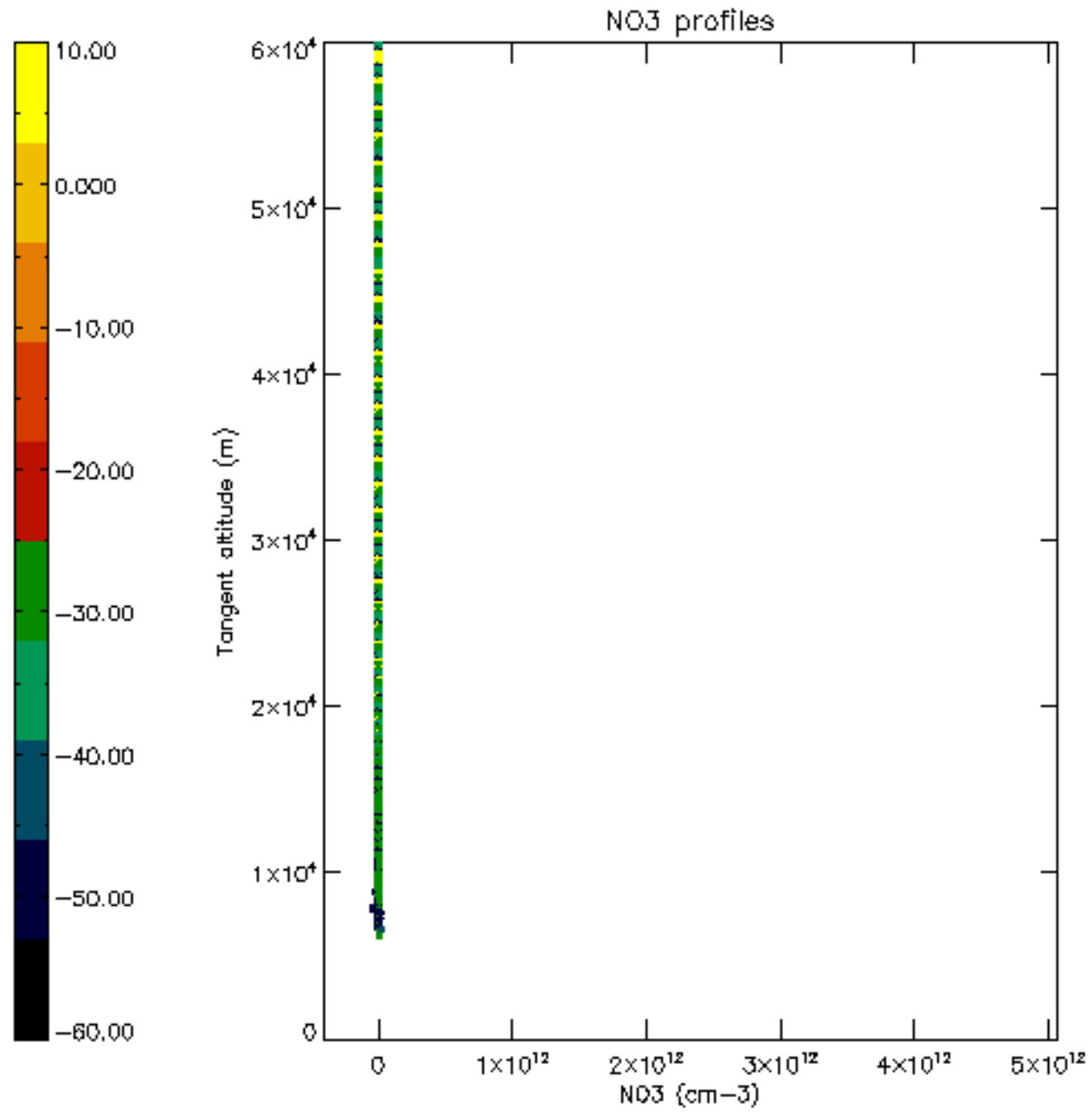


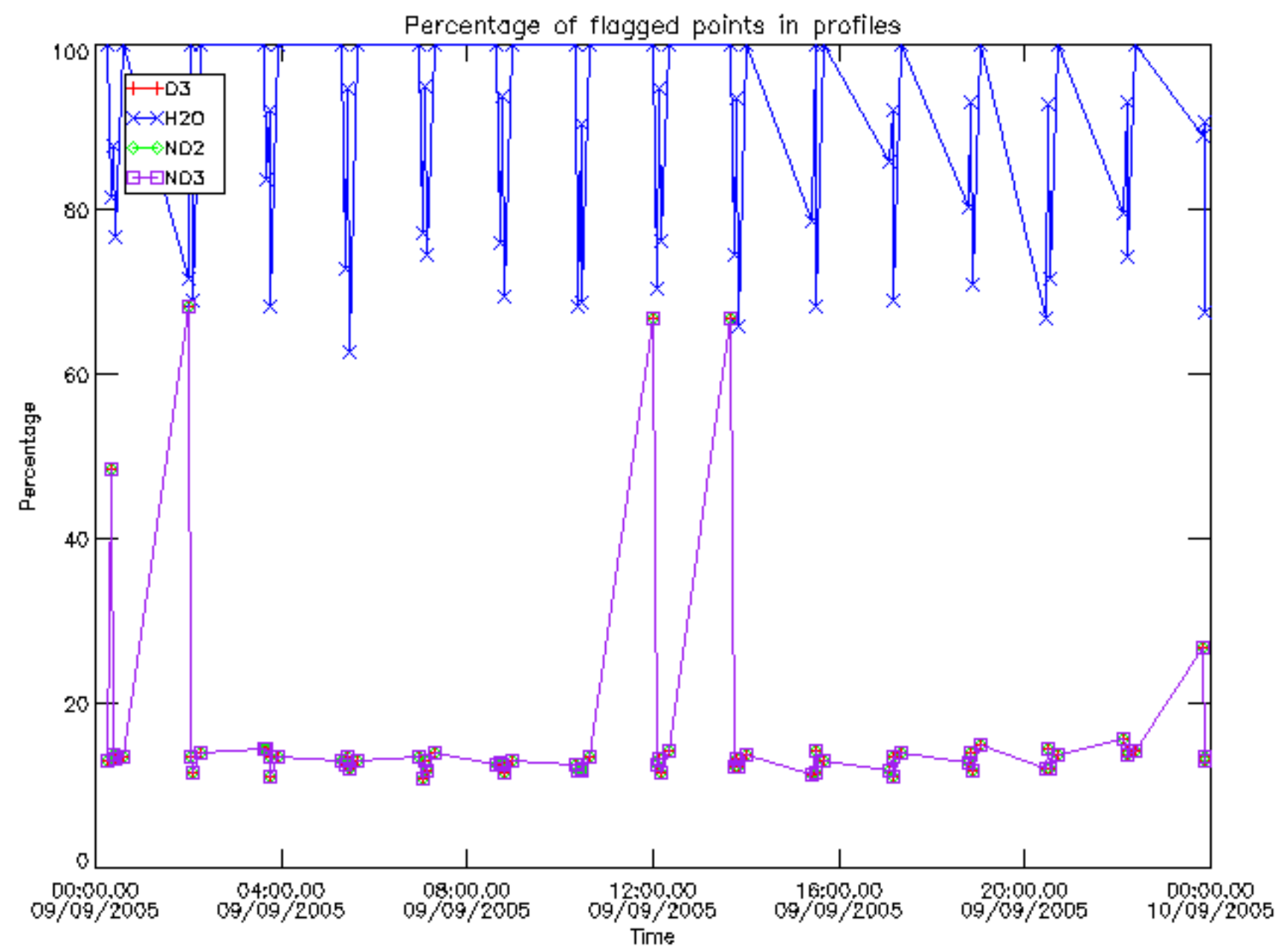




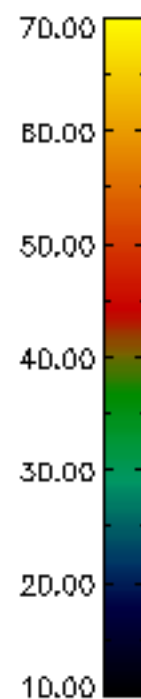
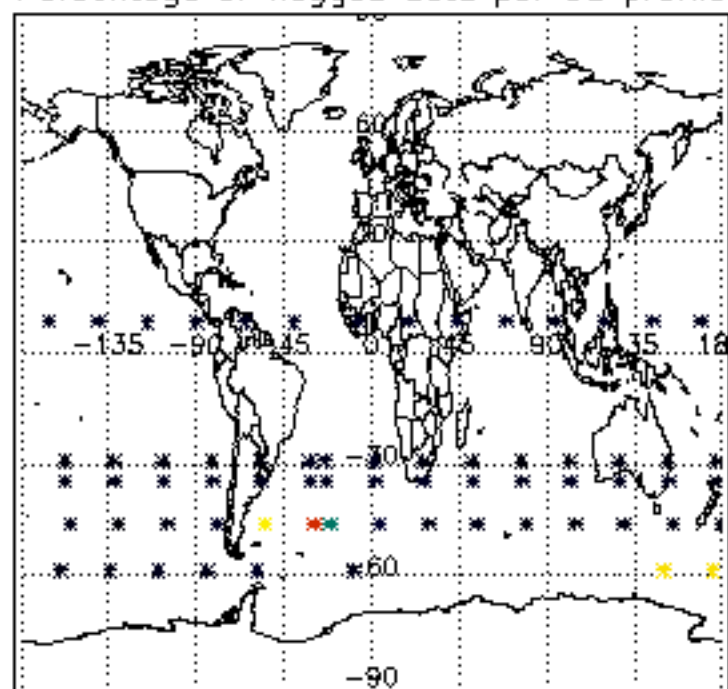




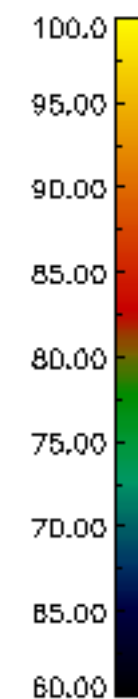
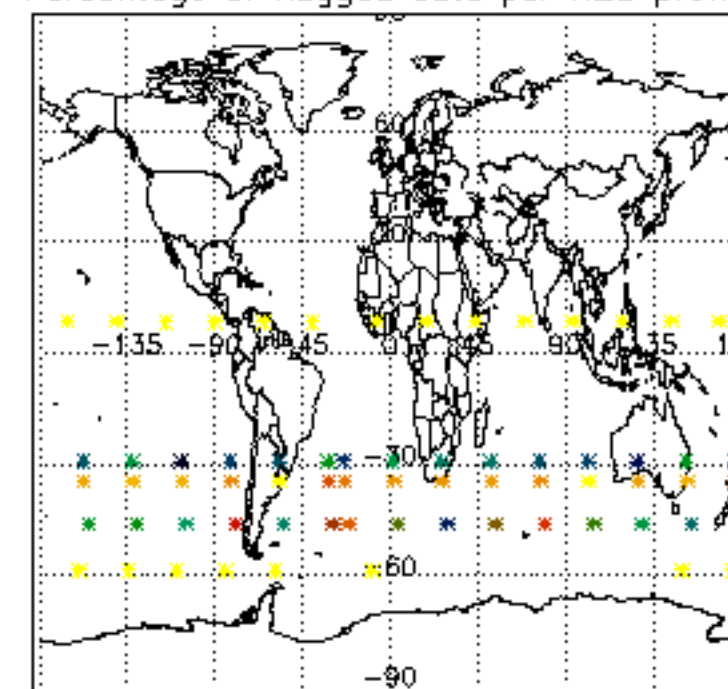




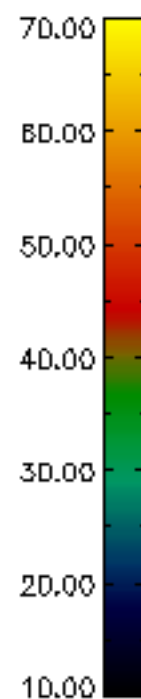
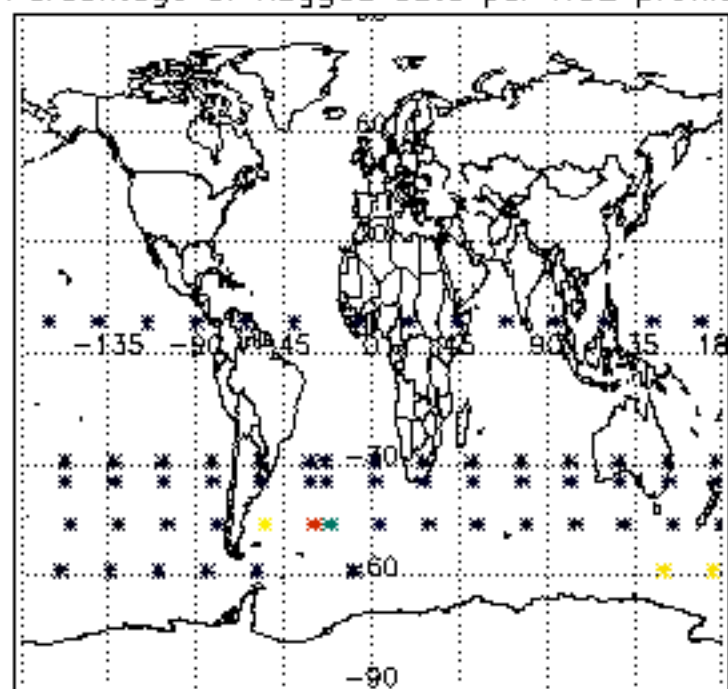
Percentage of flagged data per D3 profile



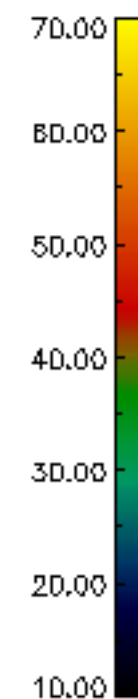
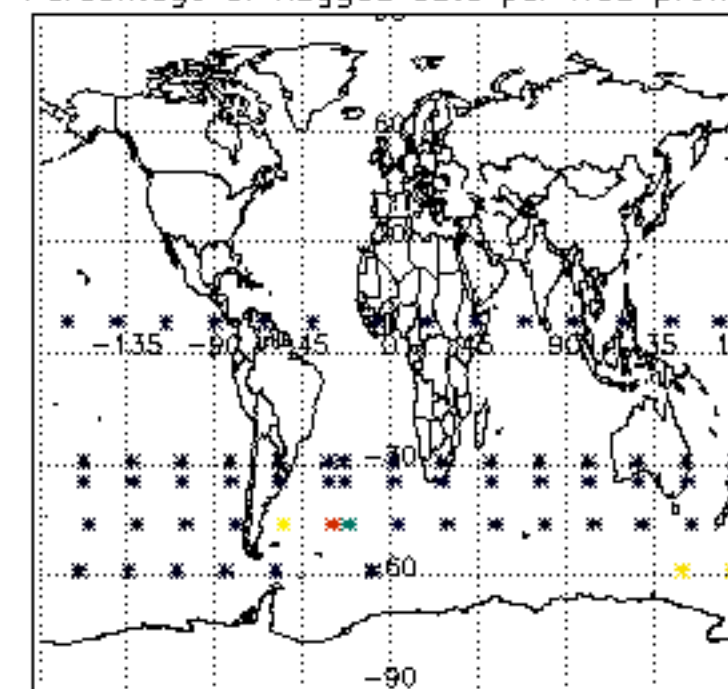
Percentage of flagged data per H2O profile

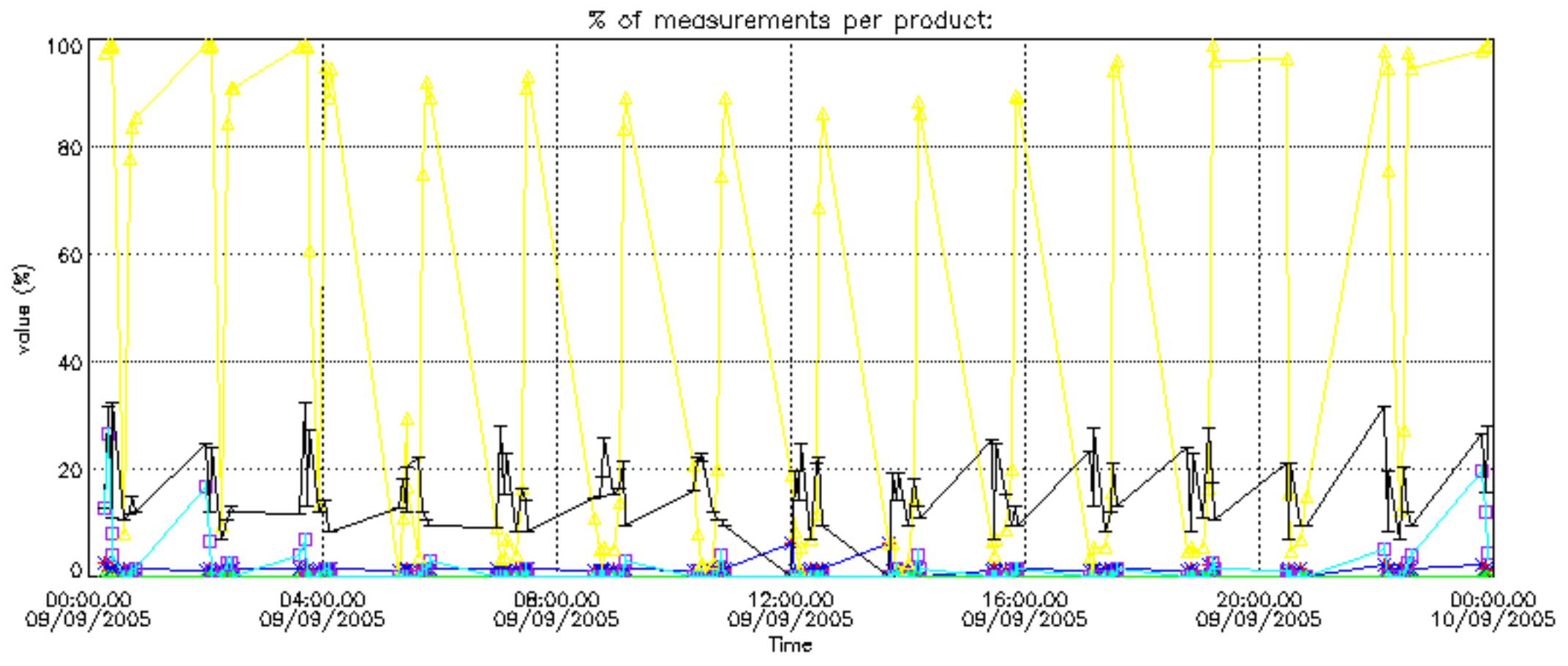


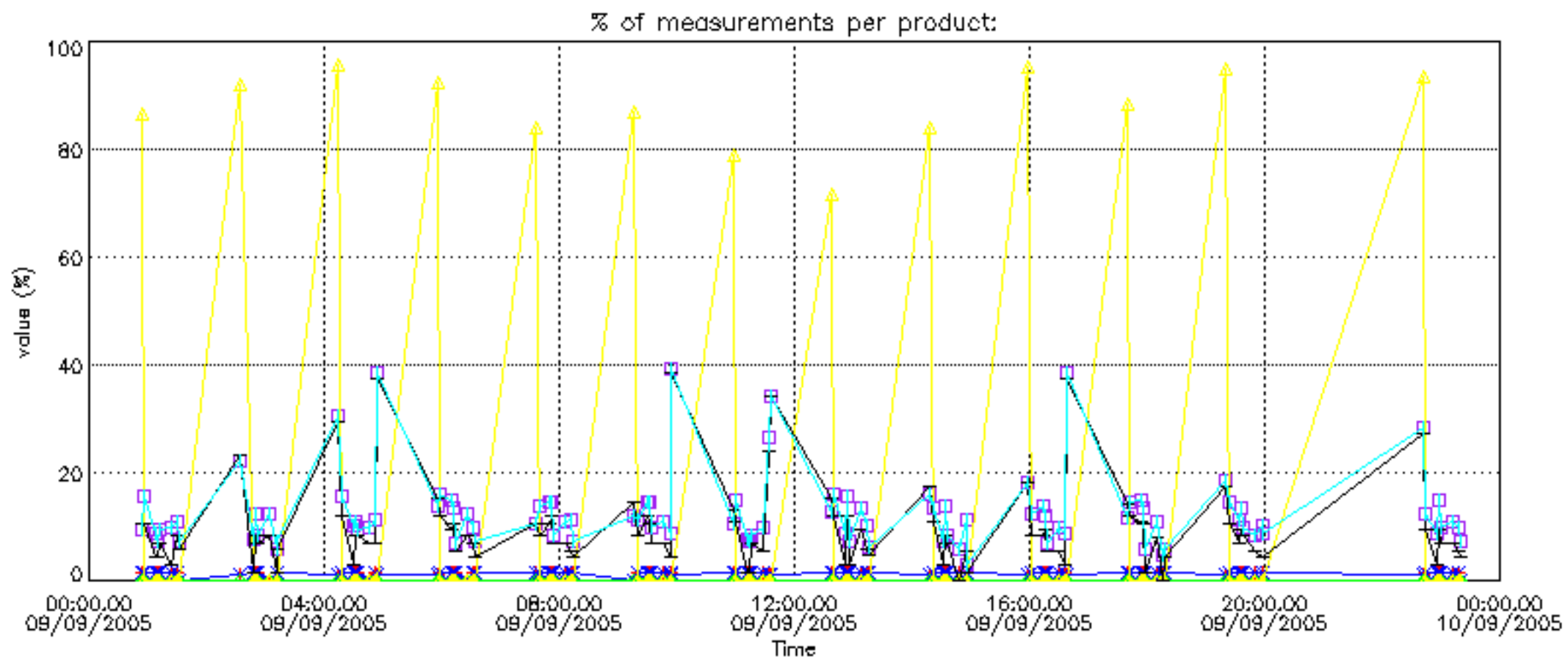
Percentage of flagged data per NO2 profile



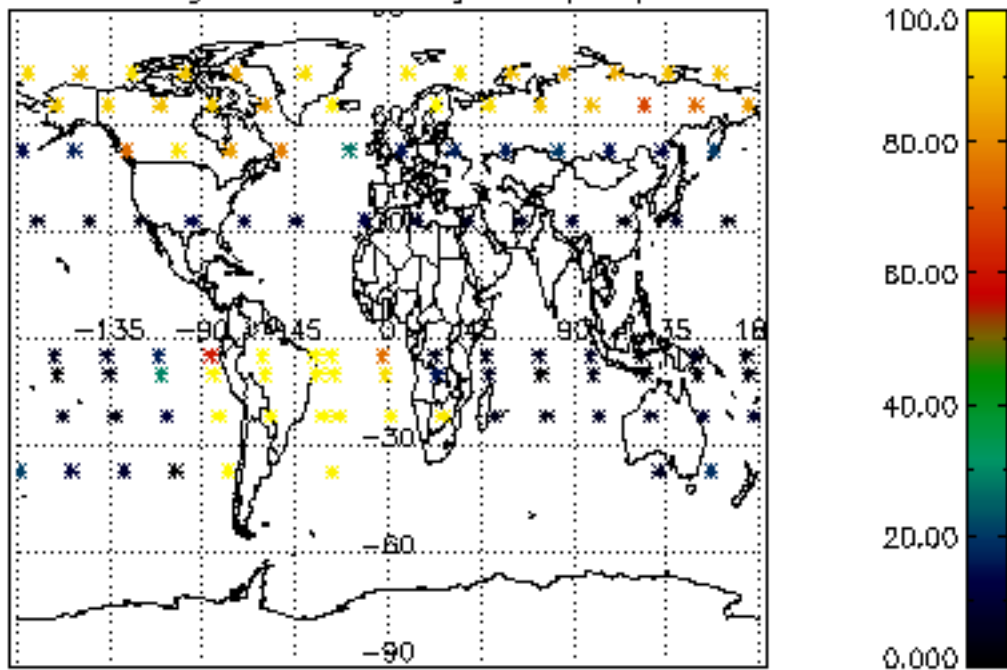
Percentage of flagged data per NO3 profile



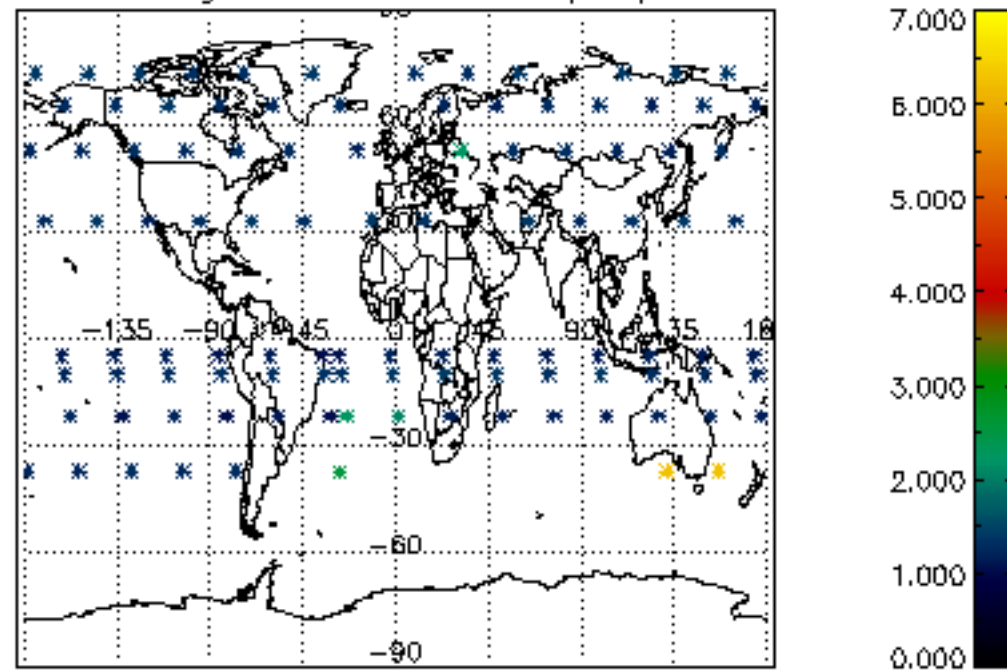




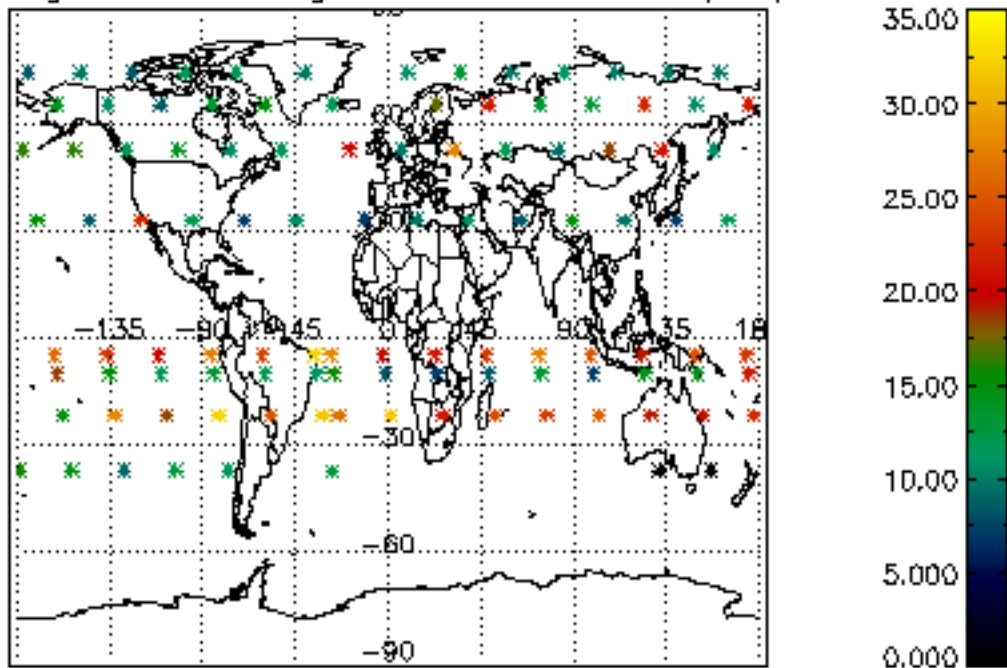
Percentage of cosmic ray hits per profile



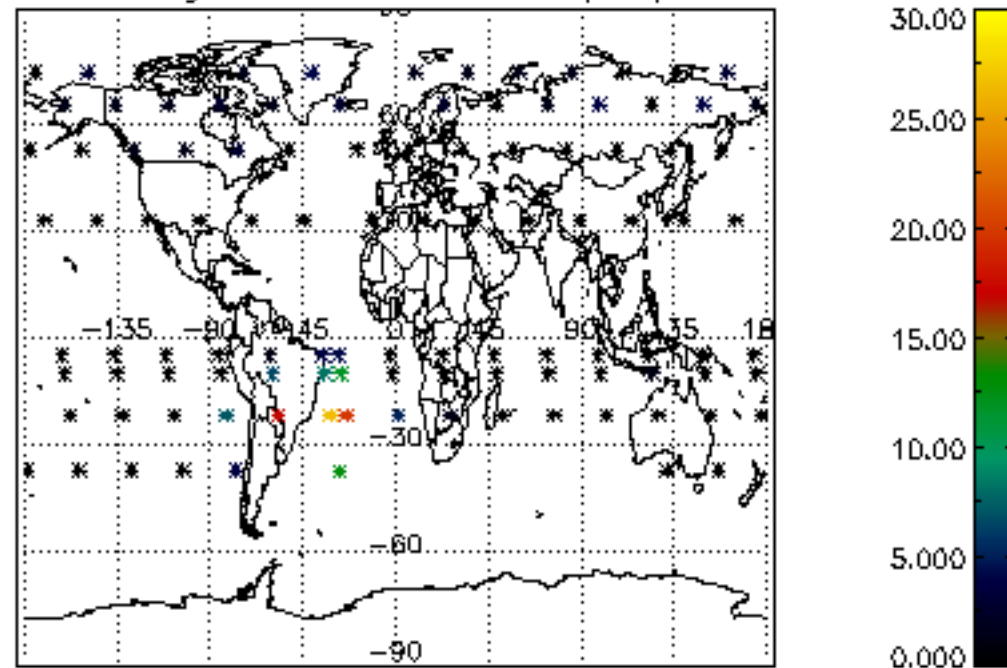
Percentage of datation errors per profile



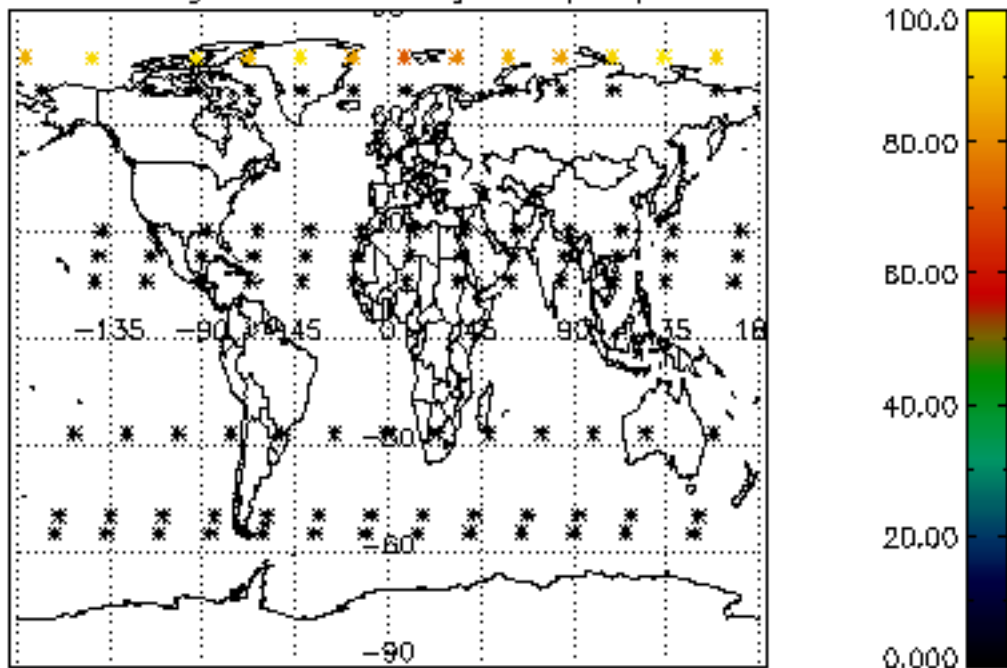
Percentage of star falling outside central band per profile



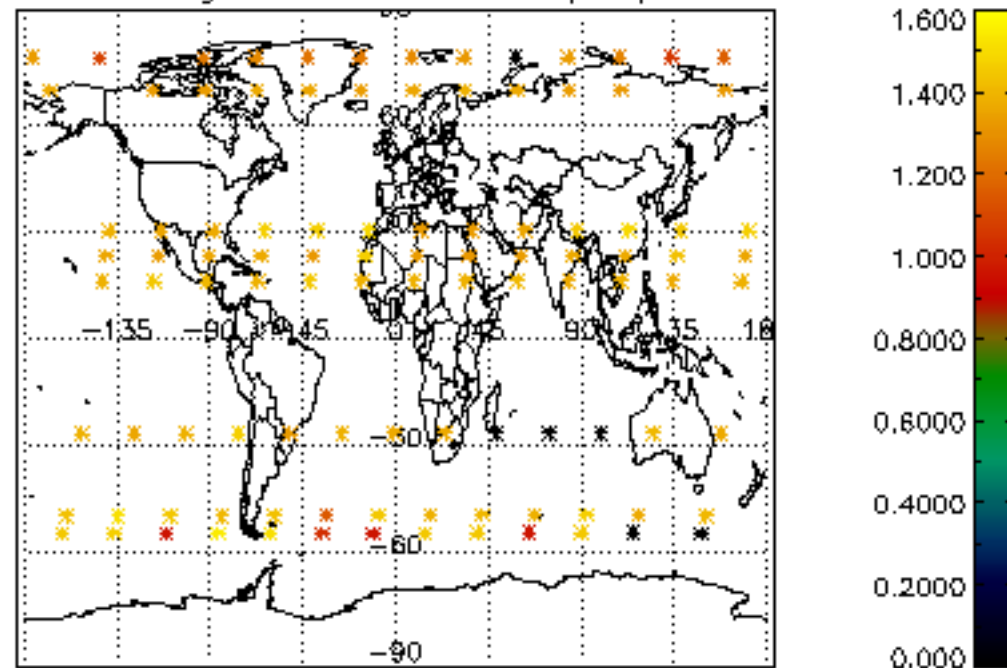
Percentage of saturation errors per profile



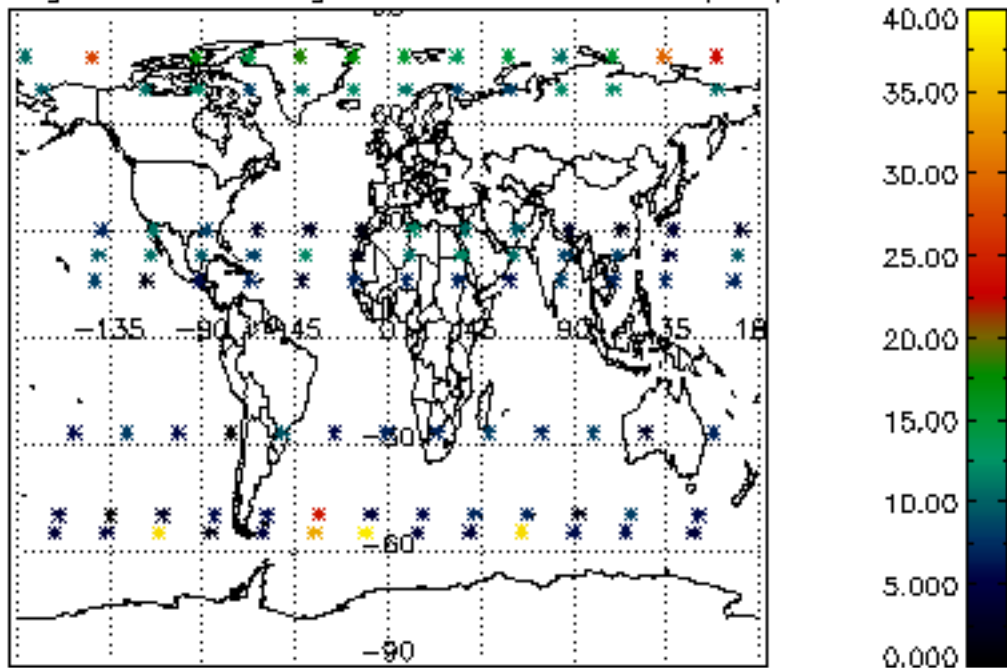
Percentage of cosmic ray hits per profile



Percentage of datation errors per profile



Percentage of star falling outside central band per profile



Percentage of saturation errors per profile

