

GOMOS Level 2 Daily Report

SUMMARY

[1. General Info](#)

[2. Summary of processed GOM_NL_2P products](#)

[3. Level 2 Quality information per product](#)

[3.1 Plot of level 2 quality information per product \(time dependant\)](#)

[3.2 Plot of level 2 quality information per product \(world map\)](#)

[4. Level 1 Quality information per product \(stored on level 2 products\)](#)

[4.1 Plot of level 1 quality information per product \(time dependant\)](#)

[4.1.1 Plot of level 1 quality information per product \(time dependant\): ASCENDING](#)

[4.1.2 Plot of level 1 quality information per product \(time dependant\): DESCENDING](#)

[4.2 Plot of level 1 quality information per product \(world map\)](#)

[4.2.1 Plot of level 1 quality information per product \(world map\): ASCENDING](#)

[4.2.2 Plot of level 1 quality information per product \(world map\): DESCENDING](#)

[5. Ozone profiles based on quality statistics and other trace gas profiles](#)

[5.1 Ozone statistics based on quality of products](#)

[5.2 Plot ozone profiles for all STD \(dark without errors\)](#)

[5.3 Plot ozone profiles where STD < 20% \(dark without errors\)](#)

[5.4. Plot ozone profiles where STD < 10% \(dark without errors\)](#)

[5.5. Plot ozone profiles where STD < 5% \(dark without errors\)](#)

[5.6 Plot NO2 profiles for all STD \(dark without errors\)](#)

[5.7 Plot NO3 profiles for all STD \(dark without errors\)](#)

[5.8 Plot H2O profiles \(only for occultations of stars 1,2,3,4,13,14,16,26,63 dark without errors\) for all STD](#)

[6. Auxiliary Data Files used for the production reported in section 2](#)

This report presents the daily analysis on parameters extracted from GOMOS level 2 data (GOM_NL__2P). It is intended to monitor some important parameters that will impact the quality of these products. A list of level 2 products (and content) that have arrived during the reporting day to the PCF is also given.

Item	Value
Time of report generation	18APR2013 10:47:05
Data source version	GOMOS/6.01
Start time of products	06-09-2005 (06SEP2005 00:00:00)
Stop time of products	07-09-2005 (07SEP2005 00:00:00)
Store outputs in DB	Yes
Nb of level 2 prods	211
Nb of prods with errors	2

2. Summary of processed GOM_NL__2P products.

Nr	Filename	UTC Start time	Limb	Duration	Star Id	Star Name	Star Mag	Star Temp	Nb Meas	Orbit	Prod. error
1	GOM_NL__2PRFIN20050906_000946_000000362040_00302_18392_6505.N1	06-SEP-2005 00:09:46	Dark	35.500	132	15Rho Pup	2.8030	6900.0	71	18392	No
2	GOM_NL__2PRFIN20050906_001402_000000372040_00302_18392_6506.N1	06-SEP-2005 00:14:02	Dark	37.000	70	Zet Pup	2.2460	39000.	74	18392	No
3	GOM_NL__2PRFIN20050906_001902_000000432040_00302_18392_6507.N1	06-SEP-2005 00:19:02	Dark	42.500	41	Eps Car	1.8600	4100.0	85	18392	No
4	GOM_NL__2PRFIN20050906_002935_000000372040_00303_18393_6570.N1	06-SEP-2005 00:29:35	Dark	37.000	135	Bet Hyi	2.8200	5800.0	74	18393	No
5	GOM_NL__2PRFIN20050906_003510_000000392040_00303_18393_6571.N1	06-SEP-2005 00:35:10	Straylight	39.000	148	Alp Tuc	2.8780	4100.0	78	18393	No
6	GOM_NL__2PRFIN20050906_003851_000000442040_00303_18393_6572.N1	06-SEP-2005 00:38:51	Straylight	43.500	31	Alp Gru	1.7340	15200.	87	18393	No
7	GOM_NL__2PRFIN20050906_004139_000000372040_00303_18393_6573.N1	06-SEP-2005 00:41:39	Straylight	37.000	172	Gam Gru	3.0030	13100.	74	18393	No
8	GOM_NL__2PRFIN20050906_005045_000000382040_00303_18393_6574.N1	06-SEP-2005 00:50:45	Bright	37.500	154	22Bet Aqr	2.8990	5700.0	75	18393	No
9	GOM_NL__2PRFIN20050906_010204_000000372040_00303_18393_6575.N1	06-SEP-2005 01:02:04	Bright	36.500	92	53Eps Cyg	2.5000	4500.0	73	18393	No
10	GOM_NL__2PRFIN20050906_010402_000000382040_00303_18393_6576.N1	06-SEP-2005 01:04:02	Bright	38.000	66	37Gam Cyg	2.2080	5900.0	76	18393	No
11	GOM_NL__2PRFIN20050906_010513_000000342040_00303_18393_6577.N1	06-SEP-2005 01:05:13	Bright	34.000	19	50Alp Cyg	1.2460	10500.	68	18393	No
12	GOM_NL__2PRFIN20050906_011753_000000342040_00303_18393_6578.N1	06-SEP-2005 01:17:53	Bright	33.500	60	7Bet UMi	2.0810	3950.0	67	18393	No
13	GOM_NL__2PRFIN20050906_012428_000000362040_00303_18393_6579.N1	06-SEP-2005 01:24:28	Bright	36.000	36	50Alp UMa	1.8000	6300.0	72	18393	No
14	GOM_NL__2PRFIN20050906_012552_000000342040_00303_18393_6580.N1	06-SEP-2005 01:25:52	Bright	34.000	82	48Bet UMa	2.3650	10600.	68	18393	No
15	GOM_NL__2PRFIN20050906_015022_000000402040_00303_18393_6581.N1	06-SEP-2005 01:50:22	Dark	39.500	132	15Rho Pup	2.8030	6900.0	79	18393	No
16	GOM_NL__2PRFIN20050906_015938_000000452040_00303_18393_6582.N1	06-SEP-2005 01:59:38	Dark	45.000	41	Eps Car	1.8600	4100.0	90	18393	No
17	GOM_NL__2PRFIN20050906_021011_000000382040_00304_18394_6515.N1	06-SEP-2005 02:10:11	Dark	37.500	135	Bet Hyi	2.8200	5800.0	75	18394	No
18	GOM_NL__2PRFIN20050906_021546_000000392040_00304_18394_6516.N1	06-SEP-2005 02:15:46	Straylight	38.500	148	Alp Tuc	2.8780	4100.0	77	18394	No
19	GOM_NL__2PRFIN20050906_021927_000000412040_00304_18394_6517.N1	06-SEP-2005 02:19:27	Straylight	41.000	31	Alp Gru	1.7340	15200.	82	18394	No
20	GOM_NL__2PRFIN20050906_022215_000000382040_00304_18394_6518.N1	06-SEP-2005 02:22:15	Straylight	37.500	172	Gam Gru	3.0030	13100.	75	18394	No
21	GOM_NL__2PRFIN20050906_023121_000000382040_00304_18394_6519.N1	06-SEP-2005 02:31:21	Bright	38.000	154	22Bet Aqr	2.8990	5700.0	76	18394	No
22	GOM_NL__2PRFIN20050906_024240_000000342040_00304_18394_6520.N1	06-SEP-2005 02:42:40	Bright	34.000	92	53Eps Cyg	2.5000	4500.0	68	18394	No
23	GOM_NL__2PRFIN20050906_025830_000000362040_00304_18394_6521.N1	06-SEP-2005 02:58:30	Bright	36.000	60	7Bet UMi	2.0810	3950.0	72	18394	No
24	GOM_NL__2PRFIN20050906_030504_000000362040_00304_18394_6522.N1	06-SEP-2005 03:05:04	Bright	35.500	36	50Alp UMa	1.8000	6300.0	71	18394	No
25	GOM_NL__2PRFIN20050906_030628_000000532040_00304_18394_6523.N1	06-SEP-2005 03:06:28	Bright	53.000	82	48Bet UMa	2.3650	10600.	106	18394	No
26	GOM_NL__2PRFIN20050906_033058_000000412040_00304_18394_6524.N1	06-SEP-2005 03:30:58	Dark	40.500	132	15Rho Pup	2.8030	6900.0	81	18394	No
27	GOM_NL__2PRFIN20050906_033514_000000412040_00304_18394_6525.N1	06-SEP-2005 03:35:14	Dark	40.500	70	Zet Pup	2.2460	39000.	81	18394	No
28	GOM_NL__2PRFIN20050906_034014_000000472040_00304_18394_6526.N1	06-SEP-2005 03:40:14	Dark	47.000	41	Eps Car	1.8600	4100.0	94	18394	No
29	GOM_NL__2PRFIN20050906_035047_000000372040_00305_18395_6515.N1	06-SEP-2005 03:50:47	Dark	37.000	135	Bet Hyi	2.8200	5800.0	74	18395	No
30	GOM_NL__2PRFIN20050906_035622_000000392040_00305_18395_6516.N1	06-SEP-2005 03:56:22	Straylight	38.500	148	Alp Tuc	2.8780	4100.0	77	18395	No
31	GOM_NL__2PRFIN20050906_040003_000000382040_00305_18395_6517.N1	06-SEP-2005 04:00:03	Straylight	38.000	31	Alp Gru	1.7340	15200.	76	18395	No
32	GOM_NL__2PRFIN20050906_040252_000000382040_00305_18395_6518.N1	06-SEP-2005 04:02:52	Straylight	38.000	172	Gam Gru	3.0030	13100.	76	18395	No
33	GOM_NL__2PRFIN20050906_041157_000000372040_00305_18395_6519.N1	06-SEP-2005 04:11:57	Bright	37.000	154	22Bet Aqr	2.8990	5700.0	74	18395	No
34	GOM_NL__2PRFIN20050906_042316_000000342040_00305_18395_6520.N1	06-SEP-2005 04:23:16	Bright	33.500	92	53Eps Cyg	2.5000	4500.0	67	18395	No
35	GOM_NL__2PRFIN20050906_043906_000000372040_00305_18395_6521.N1	06-SEP-2005 04:39:06	Bright	37.000	60	7Bet UMi	2.0810	3950.0	74	18395	No
36	GOM_NL__2PRFIN20050906_044541_000000352040_00305_18395_6522.N1	06-SEP-2005 04:45:41	Bright	34.500	36	50Alp UMa	1.8000	6300.0	69	18395	No
37	GOM_NL__2PRFIN20050906_044704_000000382040_00305_18395_6523.N1	06-SEP-2005 04:47:04	Bright	37.500	82	48Bet UMa	2.3650	10600.	75	18395	No
38	GOM_NL__2PRFIN20050906_051135_000000422040_00305_18395_6524.N1	06-SEP-2005 05:11:35	Dark	41.500	132	15Rho Pup	2.8030	6900.0	83	18395	No
39	GOM_NL__2PRFIN20050906_051550_000000402040_00305_18395_6525.N1	06-SEP-2005 05:15:50	Dark	40.000	70	Zet Pup	2.2460	39000.	80	18395	No
40	GOM_NL__2PRFIN20050906_052050_000000452040_00305_18395_6526.N1	06-SEP-2005 05:20:50	Dark	44.500	41	Eps Car	1.8600	4100.0	89	18395	No
41	GOM_NL__2PRFIN20050906_053123_000000372040_00306_18396_6516.N1	06-SEP-2005 05:31:23	Dark	36.500	135	Bet Hyi	2.8200	5800.0	73	18396	No
42	GOM_NL__2PRFIN20050906_053659_000000392040_00306_18396_6517.N1	06-SEP-2005 05:36:59	Straylight	39.000	148	Alp Tuc	2.8780	4100.0	78	18396	No

43	GOM_NL__2PRFIN20050906_054039_000000412040_00306_18396_6518.N1	06-SEP-2005 05:40:39	Straylight	40.500	31	Alp Gru	1.7340	15200.	81	18396	No
44	GOM_NL__2PRFIN20050906_054328_000000392040_00306_18396_6519.N1	06-SEP-2005 05:43:28	Straylight	39.000	172	Gam Gru	3.0030	13100.	78	18396	No
45	GOM_NL__2PRFIN20050906_055233_000000382040_00306_18396_6520.N1	06-SEP-2005 05:52:33	Bright	37.500	154	22Bet Aqr	2.8990	5700.0	75	18396	No
46	GOM_NL__2PRFIN20050906_060352_000000352040_00306_18396_6521.N1	06-SEP-2005 06:03:52	Bright	35.000	92	53Eps Cyg	2.5000	4500.0	70	18396	No
47	GOM_NL__2PRFIN20050906_060550_000000372040_00306_18396_6522.N1	06-SEP-2005 06:05:50	Bright	36.500	66	37Gam Cyg	2.2080	5900.0	73	18396	No
48	GOM_NL__2PRFIN20050906_060744_000000352040_00306_18396_6523.N1	06-SEP-2005 06:07:44	Bright	34.500	144	18Del Cyg	2.8600	11000.	69	18396	No
49	GOM_NL__2PRFIN20050906_061942_000000342040_00306_18396_6524.N1	06-SEP-2005 06:19:42	Bright	34.000	60	7Bet UMi	2.0810	3950.0	68	18396	No
50	GOM_NL__2PRFIN20050906_062617_000000522040_00306_18396_6525.N1	06-SEP-2005 06:26:17	Bright	52.000	36	50Alp UMa	1.8000	6300.0	104	18396	No
51	GOM_NL__2PRFIN20050906_062740_000000352040_00306_18396_6526.N1	06-SEP-2005 06:27:40	Bright	35.000	82	48Bet UMa	2.3650	10600.	70	18396	No
52	GOM_NL__2PRFIN20050906_065211_000000432040_00306_18396_6527.N1	06-SEP-2005 06:52:11	Dark	43.000	132	15Rho Pup	2.8030	6900.0	86	18396	No
53	GOM_NL__2PRFIN20050906_065627_000000412040_00306_18396_6528.N1	06-SEP-2005 06:56:27	Dark	41.000	70	Zet Pup	2.2460	39000.	82	18396	No
54	GOM_NL__2PRFIN20050906_070126_000000432040_00306_18396_6529.N1	06-SEP-2005 07:01:26	Dark	43.000	41	Eps Car	1.8600	4100.0	86	18396	No
55	GOM_NL__2PRFIN20050906_071200_000000372040_00307_18397_6517.N1	06-SEP-2005 07:12:00	Dark	37.000	135	Bet Hyi	2.8200	5800.0	74	18397	No
56	GOM_NL__2PRFIN20050906_071735_000000372040_00307_18397_6518.N1	06-SEP-2005 07:17:35	Straylight	36.500	148	Alp Tuc	2.8780	4100.0	73	18397	No
57	GOM_NL__2PRFIN20050906_072116_000000392040_00307_18397_6519.N1	06-SEP-2005 07:21:16	Straylight	39.000	31	Alp Gru	1.7340	15200.	78	18397	No
58	GOM_NL__2PRFIN20050906_072404_000000382040_00307_18397_6520.N1	06-SEP-2005 07:24:04	Straylight	37.500	172	Gam Gru	3.0030	13100.	75	18397	No
59	GOM_NL__2PRFIN20050906_073309_000000372040_00307_18397_6521.N1	06-SEP-2005 07:33:09	Bright	37.000	154	22Bet Aqr	2.8990	5700.0	74	18397	No
60	GOM_NL__2PRFIN20050906_074428_000000382040_00307_18397_6522.N1	06-SEP-2005 07:44:28	Bright	37.500	92	53Eps Cyg	2.5000	4500.0	75	18397	No
61	GOM_NL__2PRFIN20050906_074627_000000372040_00307_18397_6523.N1	06-SEP-2005 07:46:27	Bright	36.500	66	37Gam Cyg	2.2080	5900.0	73	18397	No
62	GOM_NL__2PRFIN20050906_074820_000000352040_00307_18397_6524.N1	06-SEP-2005 07:48:20	Bright	35.000	144	18Del Cyg	2.8600	11000.	70	18397	No
63	GOM_NL__2PRFIN20050906_080019_000000332040_00307_18397_6525.N1	06-SEP-2005 08:00:19	Bright	33.000	60	7Bet UMi	2.0810	3950.0	66	18397	No
64	GOM_NL__2PRFIN20050906_080653_000000352040_00307_18397_6526.N1	06-SEP-2005 08:06:53	Bright	35.000	36	50Alp UMa	1.8000	6300.0	70	18397	No
65	GOM_NL__2PRFIN20050906_080816_000000362040_00307_18397_6527.N1	06-SEP-2005 08:08:16	Bright	35.500	82	48Bet UMa	2.3650	10600.	71	18397	No
66	GOM_NL__2PRFIN20050906_083247_000000422040_00307_18397_6528.N1	06-SEP-2005 08:32:47	Dark	41.500	132	15Rho Pup	2.8030	6900.0	83	18397	No
67	GOM_NL__2PRFIN20050906_083703_000000422040_00307_18397_6529.N1	06-SEP-2005 08:37:03	Dark	42.000	70	Zet Pup	2.2460	39000.	84	18397	No
68	GOM_NL__2PRFIN20050906_084202_000000442040_00307_18397_6530.N1	06-SEP-2005 08:42:02	Dark	44.000	41	Eps Car	1.8600	4100.0	88	18397	No
69	GOM_NL__2PRFIN20050906_085236_000000362040_00308_18398_6518.N1	06-SEP-2005 08:52:36	Dark	36.000	135	Bet Hyi	2.8200	5800.0	72	18398	No
70	GOM_NL__2PRFIN20050906_085811_000000392040_00308_18398_6519.N1	06-SEP-2005 08:58:11	Straylight	39.000	148	Alp Tuc	2.8780	4100.0	78	18398	No
71	GOM_NL__2PRFIN20050906_090152_000000382040_00308_18398_6520.N1	06-SEP-2005 09:01:52	Straylight	37.500	31	Alp Gru	1.7340	15200.	75	18398	No
72	GOM_NL__2PRFIN20050906_090440_000000392040_00308_18398_6521.N1	06-SEP-2005 09:04:40	Straylight	38.500	172	Gam Gru	3.0030	13100.	77	18398	No
73	GOM_NL__2PRFIN20050906_091345_000000382040_00308_18398_6522.N1	06-SEP-2005 09:13:45	Bright	38.000	154	22Bet Aqr	2.8990	5700.0	76	18398	No
74	GOM_NL__2PRFIN20050906_092505_000000382040_00308_18398_6523.N1	06-SEP-2005 09:25:05	Bright	37.500	92	53Eps Cyg	2.5000	4500.0	75	18398	No
75	GOM_NL__2PRFIN20050906_092703_000000372040_00308_18398_6524.N1	06-SEP-2005 09:27:03	Bright	37.000	66	37Gam Cyg	2.2080	5900.0	74	18398	No
76	GOM_NL__2PRFIN20050906_092856_000000352040_00308_18398_6525.N1	06-SEP-2005 09:28:56	Bright	35.000	144	18Del Cyg	2.8600	11000.	70	18398	No
77	GOM_NL__2PRFIN20050906_094055_000000372040_00308_18398_6526.N1	06-SEP-2005 09:40:55	Bright	36.500	60	7Bet UMi	2.0810	3950.0	73	18398	No
78	GOM_NL__2PRFIN20050906_094729_000000362040_00308_18398_6527.N1	06-SEP-2005 09:47:29	Bright	35.500	36	50Alp UMa	1.8000	6300.0	71	18398	No
79	GOM_NL__2PRFIN20050906_094853_000000342040_00308_18398_6528.N1	06-SEP-2005 09:48:53	Bright	34.000	82	48Bet UMa	2.3650	10600.	68	18398	No
80	GOM_NL__2PRFIN20050906_101324_000000412040_00308_18398_6529.N1	06-SEP-2005 10:13:24	Dark	40.500	132	15Rho Pup	2.8030	6900.0	81	18398	No
81	GOM_NL__2PRFIN20050906_101739_000000402040_00308_18398_6530.N1	06-SEP-2005 10:17:39	Dark	40.000	70	Zet Pup	2.2460	39000.	80	18398	No
82	GOM_NL__2PRFIN20050906_102238_000000452040_00308_18398_6531.N1	06-SEP-2005 10:22:38	Dark	45.000	41	Eps Car	1.8600	4100.0	90	18398	No
83	GOM_NL__2PRFIN20050906_103312_000000382040_00309_18399_6519.N1	06-SEP-2005 10:33:12	Dark	38.000	135	Bet Hyi	2.8200	5800.0	76	18399	No
84	GOM_NL__2PRFIN20050906_103847_000000452040_00309_18399_6520.N1	06-SEP-2005 10:38:47	Straylight	45.000	148	Alp Tuc	2.8780	4100.0	90	18399	No
85	GOM_NL__2PRFIN20050906_104228_000000382040_00309_18399_6521.N1	06-SEP-2005 10:42:28	Straylight	38.000	31	Alp Gru	1.7340	15200.	76	18399	No
86	GOM_NL__2PRFIN20050906_104516_000000372040_00309_18399_6522.N1	06-SEP-2005 10:45:16	Straylight	36.500	172	Gam Gru	3.0030	13100.	73	18399	No
87	GOM_NL__2PRFIN20050906_105421_000000362040_00309_18399_6523.N1	06-SEP-2005 10:54:21	Bright	36.000	154	22Bet Aqr	2.8990	5700.0	72	18399	No
88	GOM_NL__2PRFIN20050906_110541_000000372040_00309_18399_6524.N1	06-SEP-2005 11:05:41	Bright	37.000	92	53Eps Cyg	2.5000	4500.0	74	18399	No
89	GOM_NL__2PRFIN20050906_110739_000000372040_00309_18399_6525.N1	06-SEP-2005 11:07:39	Bright	37.000	66	37Gam Cyg	2.2080	5900.0	74	18399	No
90	GOM_NL__2PRFIN20050906_110932_000000352040_00309_18399_6526.N1	06-SEP-2005 11:09:32	Bright	35.000	144	18Del Cyg	2.8600	11000.	70	18399	No
91	GOM_NL__2PRFIN20050906_112131_000000372040_00309_18399_6527.N1	06-SEP-2005 11:21:31	Bright	36.500	60	7Bet UMi	2.0810	3950.0	73	18399	No
92	GOM_NL__2PRFIN20050906_112805_000000362040_00309_18399_6528.N1	06-SEP-2005 11:28:05	Bright	36.000	36	50Alp UMa	1.8000	6300.0	72	18399	No
93	GOM_NL__2PRFIN20050906_112929_000000342040_00309_18399_6529.N1	06-SEP-2005 11:29:29	Bright	33.500	82	48Bet UMa	2.3650	10600.	67	18399	No
94	GOM_NL__2PRFIN20050906_115400_000000412040_00309_18399_6530.N1	06-SEP-2005 11:54:00	Dark	40.500	132	15Rho Pup	2.8030	6900.0	81	18399	No
95	GOM_NL__2PRFIN20050906_115815_000000382040_00309_18399_6531.N1	06-SEP-2005 11:58:15	Dark	37.500	70	Zet Pup	2.2460	39000.	75	18399	No
96	GOM_NL__2PRFIN20050906_120314_000000462040_00309_18399_6532.N1	06-SEP-2005 12:03:14	Dark	45.500	41	Eps Car	1.8600	4100.0	91	18399	No
97	GOM_NL__2PRFIN20050906_121348_000000362040_00310_18400_6519.N1	06-SEP-2005 12:13:48	Dark	36.000	135	Bet Hyi	2.8200	5800.0	72	18400	No
98	GOM_NL__2PRFIN20050906_121923_000000422040_00310_18400_6520.N1	06-SEP-2005 12:19:23	Straylight	42.000	148	Alp Tuc	2.8780	4100.0	84	18400	No
99	GOM_NL__2PRFIN20050906_122304_000000412040_00310_18400_6521.N1	06-SEP-2005 12:23:04	Straylight	41.000	31	Alp Gru	1.7340	15200.	82	18400	No
100	GOM_NL__2PRFIN20050906_122552_000000372040_00310_18400_6522.N1	06-SEP-2005 12:25:52	Straylight	36.500	172	Gam Gru	3.0030	13100.	73	18400	No
101	GOM_NL__2PRFIN20050906_123152_00000012040_00310_18400_6523.N1	06-SEP-2005 12:31:52	Dark	1.0000	142	49Del Cap	2.8500	8900.0	2	18400	Yes

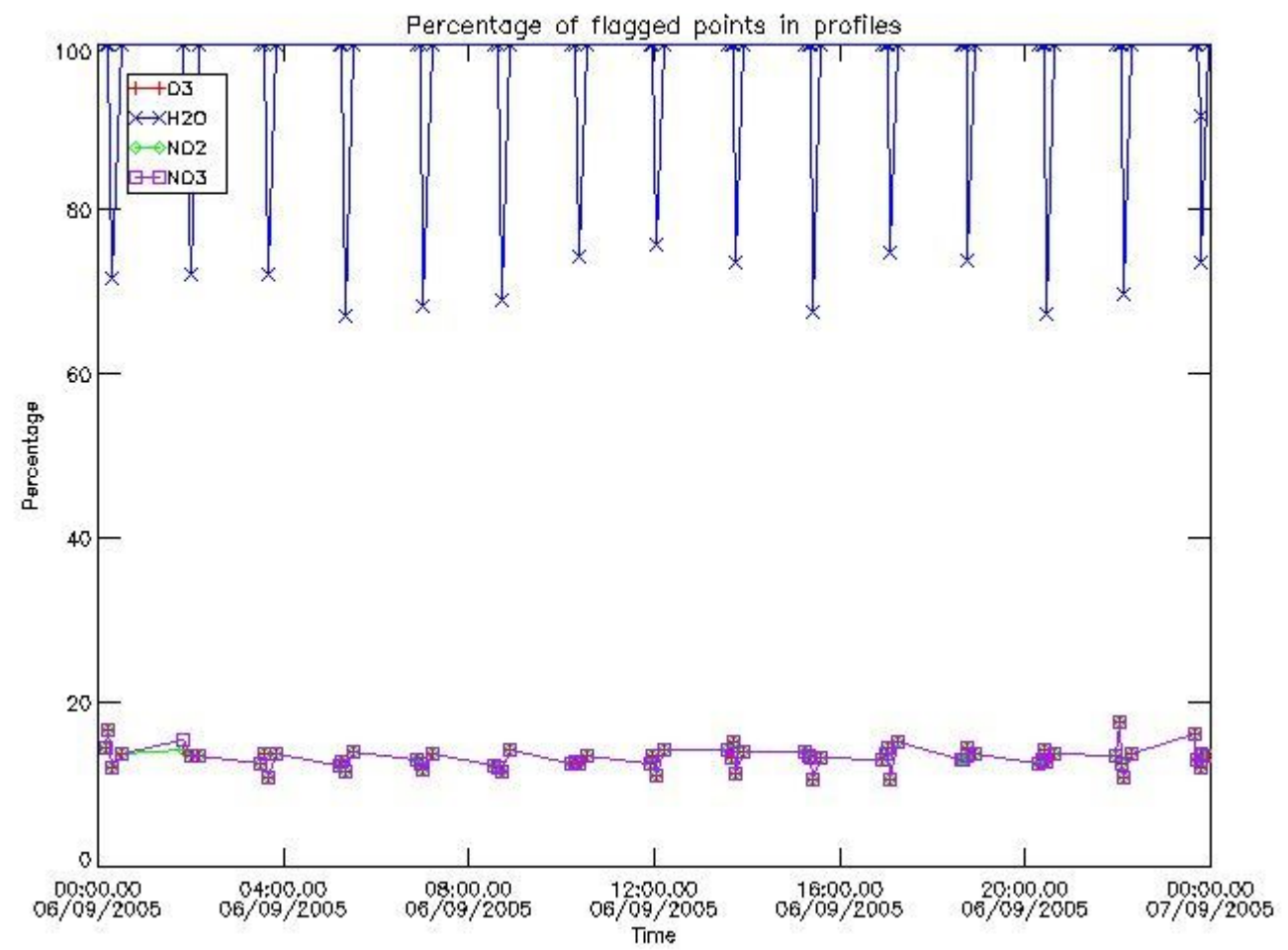
102	GOM_NL_2PRFIN20050906_123457_000000372040_00310_18400_6524.N1	06-SEP-2005 12:34:57	Bright	37.000	154	22Bet Aqr	2.8990	5700.0	74	18400	No
103	GOM_NL_2PRFIN20050906_124617_000000342040_00310_18400_6525.N1	06-SEP-2005 12:46:17	Bright	34.000	92	53Eps Cyg	2.5000	4500.0	68	18400	No
104	GOM_NL_2PRFIN20050906_124815_000000362040_00310_18400_6526.N1	06-SEP-2005 12:48:15	Bright	36.000	66	37Gam Cyg	2.2080	5900.0	72	18400	No
105	GOM_NL_2PRFIN20050906_125008_000000362040_00310_18400_6527.N1	06-SEP-2005 12:50:08	Bright	35.500	144	18Del Cyg	2.8600	11000.	71	18400	No
106	GOM_NL_2PRFIN20050906_130207_000000372040_00310_18400_6528.N1	06-SEP-2005 13:02:07	Bright	36.500	60	7Bet UMi	2.0810	3950.0	73	18400	No
107	GOM_NL_2PRFIN20050906_130841_000000332040_00310_18400_6529.N1	06-SEP-2005 13:08:41	Bright	33.000	36	50Alp UMa	1.8000	6300.0	66	18400	No
108	GOM_NL_2PRFIN20050906_131005_000000342040_00310_18400_6530.N1	06-SEP-2005 13:10:05	Bright	34.000	82	48Bet UMa	2.3650	10600.	68	18400	No
109	GOM_NL_2PRFIN20050906_133436_000000402040_00310_18400_6531.N1	06-SEP-2005 13:34:36	Dark	39.500	132	15Rho Pup	2.8030	6900.0	79	18400	No
110	GOM_NL_2PRFIN20050906_133851_000000392040_00310_18400_6532.N1	06-SEP-2005 13:38:51	Dark	38.500	70	Zet Pup	2.2460	39000.	77	18400	No
111	GOM_NL_2PRFIN20050906_134224_000000372040_00310_18400_6533.N1	06-SEP-2005 13:42:24	Dark	37.000	46	Del Vel	1.9540	10600.	74	18400	No
112	GOM_NL_2PRFIN20050906_134350_000000502040_00310_18400_6534.N1	06-SEP-2005 13:43:50	Dark	49.500	41	Eps Car	1.8600	4100.0	99	18400	No
113	GOM_NL_2PRFIN20050906_135424_000000372040_00311_18401_6519.N1	06-SEP-2005 13:54:24	Dark	36.500	135	Bet Hyi	2.8200	5800.0	73	18401	No
114	GOM_NL_2PRFIN20050906_135959_000000452040_00311_18401_6520.N1	06-SEP-2005 13:59:59	Straylight	44.500	148	Alp Tuc	2.8780	4100.0	89	18401	No
115	GOM_NL_2PRFIN20050906_140340_000000402040_00311_18401_6521.N1	06-SEP-2005 14:03:40	Straylight	39.500	31	Alp Gru	1.7340	15200.	79	18401	No
116	GOM_NL_2PRFIN20050906_140628_000000372040_00311_18401_6522.N1	06-SEP-2005 14:06:28	Straylight	37.000	172	Gam Gru	3.0030	13100.	74	18401	No
117	GOM_NL_2PRFIN20050906_141228_000000012040_00311_18401_6523.N1	06-SEP-2005 14:12:28	Dark	1.0000	142	49Del Cap	2.8500	8900.0	2	18401	Yes
118	GOM_NL_2PRFIN20050906_141533_000000382040_00311_18401_6524.N1	06-SEP-2005 14:15:33	Bright	37.500	154	22Bet Aqr	2.8990	5700.0	75	18401	No
119	GOM_NL_2PRFIN20050906_142653_000000382040_00311_18401_6525.N1	06-SEP-2005 14:26:53	Bright	37.500	92	53Eps Cyg	2.5000	4500.0	75	18401	No
120	GOM_NL_2PRFIN20050906_142851_000000382040_00311_18401_6526.N1	06-SEP-2005 14:28:51	Bright	37.500	66	37Gam Cyg	2.2080	5900.0	75	18401	No
121	GOM_NL_2PRFIN20050906_143045_000000352040_00311_18401_6527.N1	06-SEP-2005 14:30:45	Bright	35.000	144	18Del Cyg	2.8600	11000.	70	18401	No
122	GOM_NL_2PRFIN20050906_144243_000000342040_00311_18401_6528.N1	06-SEP-2005 14:42:43	Bright	33.500	60	7Bet UMi	2.0810	3950.0	67	18401	No
123	GOM_NL_2PRFIN20050906_144918_000000522040_00311_18401_6529.N1	06-SEP-2005 14:49:18	Bright	52.000	36	50Alp UMa	1.8000	6300.0	104	18401	No
124	GOM_NL_2PRFIN20050906_145041_000000392040_00311_18401_6530.N1	06-SEP-2005 14:50:41	Bright	39.000	82	48Bet UMa	2.3650	10600.	78	18401	No
125	GOM_NL_2PRFIN20050906_151512_000000372040_00311_18401_6531.N1	06-SEP-2005 15:15:12	Dark	36.500	132	15Rho Pup	2.8030	6900.0	73	18401	No
126	GOM_NL_2PRFIN20050906_151928_000000382040_00311_18401_6532.N1	06-SEP-2005 15:19:28	Dark	37.500	70	Zet Pup	2.2460	39000.	75	18401	No
127	GOM_NL_2PRFIN20050906_152300_000000392040_00311_18401_6533.N1	06-SEP-2005 15:23:00	Dark	38.500	46	Del Vel	1.9540	10600.	77	18401	No
128	GOM_NL_2PRFIN20050906_152426_000000482040_00311_18401_6534.N1	06-SEP-2005 15:24:26	Dark	48.000	41	Eps Car	1.8600	4100.0	96	18401	No
129	GOM_NL_2PRFIN20050906_153500_000000392040_00312_18402_6519.N1	06-SEP-2005 15:35:00	Dark	38.500	135	Bet Hyi	2.8200	5800.0	77	18402	No
130	GOM_NL_2PRFIN20050906_154035_000000442040_00312_18402_6520.N1	06-SEP-2005 15:40:35	Straylight	43.500	148	Alp Tuc	2.8780	4100.0	87	18402	No
131	GOM_NL_2PRFIN20050906_154347_000000062040_00312_18402_6521.N1	06-SEP-2005 15:43:47	Straylight	6.0000	63	Bet Gru	2.1500	2800.0	12	18402	No
132	GOM_NL_2PRFIN20050906_154416_000000402040_00312_18402_6522.N1	06-SEP-2005 15:44:16	Straylight	40.000	31	Alp Gru	1.7340	15200.	80	18402	No
133	GOM_NL_2PRFIN20050906_154704_000000372040_00312_18402_6523.N1	06-SEP-2005 15:47:04	Straylight	36.500	172	Gam Gru	3.0030	13100.	73	18402	No
134	GOM_NL_2PRFIN20050906_155304_000000182040_00312_18402_6524.N1	06-SEP-2005 15:53:04	Tw_i_and_stray	18.000	142	49Del Cap	2.8500	8900.0	36	18402	No
135	GOM_NL_2PRFIN20050906_155609_000000372040_00312_18402_6525.N1	06-SEP-2005 15:56:09	Bright	37.000	154	22Bet Aqr	2.8990	5700.0	74	18402	No
136	GOM_NL_2PRFIN20050906_160729_000000362040_00312_18402_6526.N1	06-SEP-2005 16:07:29	Bright	36.000	92	53Eps Cyg	2.5000	4500.0	72	18402	No
137	GOM_NL_2PRFIN20050906_160927_000000372040_00312_18402_6527.N1	06-SEP-2005 16:09:27	Bright	37.000	66	37Gam Cyg	2.2080	5900.0	74	18402	No
138	GOM_NL_2PRFIN20050906_161121_000000372040_00312_18402_6528.N1	06-SEP-2005 16:11:21	Bright	36.500	144	18Del Cyg	2.8600	11000.	73	18402	No
139	GOM_NL_2PRFIN20050906_162320_000000362040_00312_18402_6529.N1	06-SEP-2005 16:23:20	Bright	36.000	60	7Bet UMi	2.0810	3950.0	72	18402	No
140	GOM_NL_2PRFIN20050906_162954_000000352040_00312_18402_6530.N1	06-SEP-2005 16:29:54	Bright	34.500	36	50Alp UMa	1.8000	6300.0	69	18402	No
141	GOM_NL_2PRFIN20050906_163118_000000402040_00312_18402_6531.N1	06-SEP-2005 16:31:18	Bright	40.000	82	48Bet UMa	2.3650	10600.	80	18402	No
142	GOM_NL_2PRFIN20050906_165549_000000402040_00312_18402_6532.N1	06-SEP-2005 16:55:49	Dark	39.500	132	15Rho Pup	2.8030	6900.0	79	18402	No
143	GOM_NL_2PRFIN20050906_170004_000000372040_00312_18402_6533.N1	06-SEP-2005 17:00:04	Dark	37.000	70	Zet Pup	2.2460	39000.	74	18402	No
144	GOM_NL_2PRFIN20050906_170336_000000392040_00312_18402_6534.N1	06-SEP-2005 17:03:36	Dark	38.500	46	Del Vel	1.9540	10600.	77	18402	No
145	GOM_NL_2PRFIN20050906_170503_000000482040_00312_18402_6535.N1	06-SEP-2005 17:05:03	Dark	48.000	41	Eps Car	1.8600	4100.0	96	18402	No
146	GOM_NL_2PRFIN20050906_171536_000000372040_00313_18403_6519.N1	06-SEP-2005 17:15:36	Dark	37.000	135	Bet Hyi	2.8200	5800.0	74	18403	No
147	GOM_NL_2PRFIN20050906_172111_000000382040_00313_18403_6520.N1	06-SEP-2005 17:21:11	Straylight	37.500	148	Alp Tuc	2.8780	4100.0	75	18403	No
148	GOM_NL_2PRFIN20050906_172424_000000062040_00313_18403_6521.N1	06-SEP-2005 17:24:24	Straylight	6.0000	63	Bet Gru	2.1500	2800.0	12	18403	No
149	GOM_NL_2PRFIN20050906_172452_000000382040_00313_18403_6522.N1	06-SEP-2005 17:24:52	Straylight	37.500	31	Alp Gru	1.7340	15200.	75	18403	No
150	GOM_NL_2PRFIN20050906_172741_000000382040_00313_18403_6523.N1	06-SEP-2005 17:27:41	Straylight	38.000	172	Gam Gru	3.0030	13100.	76	18403	No
151	GOM_NL_2PRFIN20050906_173340_000000182040_00313_18403_6524.N1	06-SEP-2005 17:33:40	Tw_i_and_stray	18.000	142	49Del Cap	2.8500	8900.0	36	18403	No
152	GOM_NL_2PRFIN20050906_173645_000000372040_00313_18403_6525.N1	06-SEP-2005 17:36:45	Bright	37.000	154	22Bet Aqr	2.8990	5700.0	74	18403	No
153	GOM_NL_2PRFIN20050906_174805_000000372040_00313_18403_6526.N1	06-SEP-2005 17:48:05	Bright	37.000	92	53Eps Cyg	2.5000	4500.0	74	18403	No
154	GOM_NL_2PRFIN20050906_175003_000000362040_00313_18403_6527.N1	06-SEP-2005 17:50:03	Bright	36.000	66	37Gam Cyg	2.2080	5900.0	72	18403	No
155	GOM_NL_2PRFIN20050906_175157_000000362040_00313_18403_6528.N1	06-SEP-2005 17:51:57	Bright	36.000	144	18Del Cyg	2.8600	11000.	72	18403	No
156	GOM_NL_2PRFIN20050906_180356_000000372040_00313_18403_6529.N1	06-SEP-2005 18:03:56	Bright	37.000	60	7Bet UMi	2.0810	3950.0	74	18403	No
157	GOM_NL_2PRFIN20050906_181030_000000412040_00313_18403_6530.N1	06-SEP-2005 18:10:30	Bright	40.500	36	50Alp UMa	1.8000	6300.0	81	18403	No
158	GOM_NL_2PRFIN20050906_181154_000000342040_00313_18403_6531.N1	06-SEP-2005 18:11:54	Bright	34.000	82	48Bet UMa	2.3650	10600.	68	18403	No
159	GOM_NL_2PRFIN20050906_183625_000000392040_00313_18403_6532.N1	06-SEP-2005 18:36:25	Dark	39.000	132	15Rho Pup	2.8030	6900.0	78	18403	No
160	GOM_NL_2PRFIN20050906_184040_000000392040_00313_18403_6533.N1	06-SEP-2005 18:40:40	Dark	39.000	70	Zet Pup	2.2460	39000.	78	18403	No

161	GOM_NL__2PRFIN20050906_184412_000000382040_00313_18403_6534.N1	06-SEP-2005 18:44:12	Dark	37.500	46	Del Vel	1.9540	10600.	75	18403	No
162	GOM_NL__2PRFIN20050906_184539_000000392040_00313_18403_6535.N1	06-SEP-2005 18:45:39	Dark	38.500	41	Eps Car	1.8600	4100.0	77	18403	No
163	GOM_NL__2PRFIN20050906_185612_000000372040_00314_18404_6539.N1	06-SEP-2005 18:56:12	Dark	37.000	135	Bet Hyi	2.8200	5800.0	74	18404	No
164	GOM_NL__2PRFIN20050906_190147_000000462040_00314_18404_6540.N1	06-SEP-2005 19:01:47	Straylight	45.500	148	Alp Tuc	2.8780	4100.0	91	18404	No
165	GOM_NL__2PRFIN20050906_190529_000000392040_00314_18404_6541.N1	06-SEP-2005 19:05:29	Straylight	38.500	31	Alp Gru	1.7340	15200.	77	18404	No
166	GOM_NL__2PRFIN20050906_190817_000000392040_00314_18404_6542.N1	06-SEP-2005 19:08:17	Straylight	38.500	172	Gam Gru	3.0030	13100.	77	18404	No
167	GOM_NL__2PRFIN20050906_191416_000000352040_00314_18404_6543.N1	06-SEP-2005 19:14:16	Bright	35.000	142	49Del Cap	2.8500	8900.0	70	18404	No
168	GOM_NL__2PRFIN20050906_191721_000000362040_00314_18404_6544.N1	06-SEP-2005 19:17:21	Bright	36.000	154	22Bet Aqr	2.8990	5700.0	72	18404	No
169	GOM_NL__2PRFIN20050906_192841_000000332040_00314_18404_6545.N1	06-SEP-2005 19:28:41	Bright	33.000	92	53Eps Cyg	2.5000	4500.0	66	18404	No
170	GOM_NL__2PRFIN20050906_193040_000000382040_00314_18404_6546.N1	06-SEP-2005 19:30:40	Bright	37.500	66	37Gam Cyg	2.2080	5900.0	75	18404	No
171	GOM_NL__2PRFIN20050906_193233_000000362040_00314_18404_6547.N1	06-SEP-2005 19:32:33	Bright	36.000	144	18Del Cyg	2.8600	11000.	72	18404	No
172	GOM_NL__2PRFIN20050906_194432_000000382040_00314_18404_6548.N1	06-SEP-2005 19:44:32	Bright	38.000	60	7Bet UMi	2.0810	3950.0	76	18404	No
173	GOM_NL__2PRFIN20050906_195106_000000352040_00314_18404_6549.N1	06-SEP-2005 19:51:06	Bright	34.500	36	50Alp UMa	1.8000	6300.0	69	18404	No
174	GOM_NL__2PRFIN20050906_195230_000000342040_00314_18404_6550.N1	06-SEP-2005 19:52:30	Bright	34.000	82	48Bet UMa	2.3650	10600.	68	18404	No
175	GOM_NL__2PRFIN20050906_201701_000000412040_00314_18404_6551.N1	06-SEP-2005 20:17:01	Dark	40.500	132	15Rho Pup	2.8030	6900.0	81	18404	No
176	GOM_NL__2PRFIN20050906_202116_000000392040_00314_18404_6552.N1	06-SEP-2005 20:21:16	Dark	39.000	70	Zet Pup	2.2460	39000.	78	18404	No
177	GOM_NL__2PRFIN20050906_202448_000000362040_00314_18404_6553.N1	06-SEP-2005 20:24:48	Dark	36.000	46	Del Vel	1.9540	10600.	72	18404	No
178	GOM_NL__2PRFIN20050906_202615_000000402040_00314_18404_6554.N1	06-SEP-2005 20:26:15	Dark	40.000	41	Eps Car	1.8600	4100.0	80	18404	No
179	GOM_NL__2PRFIN20050906_203649_000000372040_00315_18405_6539.N1	06-SEP-2005 20:36:49	Dark	37.000	135	Bet Hyi	2.8200	5800.0	74	18405	No
180	GOM_NL__2PRFIN20050906_204224_000000402040_00315_18405_6540.N1	06-SEP-2005 20:42:24	Straylight	40.000	148	Alp Tuc	2.8780	4100.0	80	18405	No
181	GOM_NL__2PRFIN20050906_204605_000000392040_00315_18405_6541.N1	06-SEP-2005 20:46:05	Straylight	39.000	31	Alp Gru	1.7340	15200.	78	18405	No
182	GOM_NL__2PRFIN20050906_204853_000000372040_00315_18405_6542.N1	06-SEP-2005 20:48:53	Straylight	37.000	172	Gam Gru	3.0030	13100.	74	18405	No
183	GOM_NL__2PRFIN20050906_205452_000000352040_00315_18405_6543.N1	06-SEP-2005 20:54:52	Bright	35.000	142	49Del Cap	2.8500	8900.0	70	18405	No
184	GOM_NL__2PRFIN20050906_205757_000000372040_00315_18405_6544.N1	06-SEP-2005 20:57:57	Bright	36.500	154	22Bet Aqr	2.8990	5700.0	73	18405	No
185	GOM_NL__2PRFIN20050906_210917_000000342040_00315_18405_6545.N1	06-SEP-2005 21:09:17	Bright	34.000	92	53Eps Cyg	2.5000	4500.0	68	18405	No
186	GOM_NL__2PRFIN20050906_211116_000000342040_00315_18405_6546.N1	06-SEP-2005 21:11:16	Bright	34.000	66	37Gam Cyg	2.2080	5900.0	68	18405	No
187	GOM_NL__2PRFIN20050906_211310_000000362040_00315_18405_6547.N1	06-SEP-2005 21:13:10	Bright	36.000	144	18Del Cyg	2.8600	11000.	72	18405	No
188	GOM_NL__2PRFIN20050906_212508_000000342040_00315_18405_6548.N1	06-SEP-2005 21:25:08	Bright	34.000	60	7Bet UMi	2.0810	3950.0	68	18405	No
189	GOM_NL__2PRFIN20050906_213142_000000372040_00315_18405_6549.N1	06-SEP-2005 21:31:42	Bright	37.000	36	50Alp UMa	1.8000	6300.0	74	18405	No
190	GOM_NL__2PRFIN20050906_213306_000000412040_00315_18405_6550.N1	06-SEP-2005 21:33:06	Bright	40.500	82	48Bet UMa	2.3650	10600.	81	18405	No
191	GOM_NL__2PRFIN20050906_215737_000000382040_00315_18405_6551.N1	06-SEP-2005 21:57:37	Dark	38.000	132	15Rho Pup	2.8030	6900.0	76	18405	No
192	GOM_NL__2PRFIN20050906_220152_000000412040_00315_18405_6552.N1	06-SEP-2005 22:01:52	Dark	40.500	70	Zet Pup	2.2460	39000.	81	18405	No
193	GOM_NL__2PRFIN20050906_220524_000000412040_00315_18405_6553.N1	06-SEP-2005 22:05:24	Dark	40.500	46	Del Vel	1.9540	10600.	81	18405	No
194	GOM_NL__2PRFIN20050906_220651_000000472040_00315_18405_6554.N1	06-SEP-2005 22:06:51	Dark	46.500	41	Eps Car	1.8600	4100.0	93	18405	No
195	GOM_NL__2PRFIN20050906_221725_000000372040_00316_18406_6539.N1	06-SEP-2005 22:17:25	Dark	37.000	135	Bet Hyi	2.8200	5800.0	74	18406	No
196	GOM_NL__2PRFIN20050906_222300_000000432040_00316_18406_6540.N1	06-SEP-2005 22:23:00	Straylight	42.500	148	Alp Tuc	2.8780	4100.0	85	18406	No
197	GOM_NL__2PRFIN20050906_222641_000000402040_00316_18406_6541.N1	06-SEP-2005 22:26:41	Straylight	39.500	31	Alp Gru	1.7340	15200.	79	18406	No
198	GOM_NL__2PRFIN20050906_222929_000000382040_00316_18406_6542.N1	06-SEP-2005 22:29:29	Straylight	37.500	172	Gam Gru	3.0030	13100.	75	18406	No
199	GOM_NL__2PRFIN20050906_223528_000000392040_00316_18406_6543.N1	06-SEP-2005 22:35:28	Bright	38.500	142	49Del Cap	2.8500	8900.0	77	18406	No
200	GOM_NL__2PRFIN20050906_223833_000000362040_00316_18406_6544.N1	06-SEP-2005 22:38:33	Bright	36.000	154	22Bet Aqr	2.8990	5700.0	72	18406	No
201	GOM_NL__2PRFIN20050906_224953_000000382040_00316_18406_6545.N1	06-SEP-2005 22:49:53	Bright	37.500	92	53Eps Cyg	2.5000	4500.0	75	18406	No
202	GOM_NL__2PRFIN20050906_225152_000000342040_00316_18406_6546.N1	06-SEP-2005 22:51:52	Bright	34.000	66	37Gam Cyg	2.2080	5900.0	68	18406	No
203	GOM_NL__2PRFIN20050906_225346_000000372040_00316_18406_6547.N1	06-SEP-2005 22:53:46	Bright	36.500	144	18Del Cyg	2.8600	11000.	73	18406	No
204	GOM_NL__2PRFIN20050906_230545_000000352040_00316_18406_6548.N1	06-SEP-2005 23:05:45	Bright	34.500	60	7Bet UMi	2.0810	3950.0	69	18406	No
205	GOM_NL__2PRFIN20050906_231218_000000372040_00316_18406_6549.N1	06-SEP-2005 23:12:18	Bright	37.000	36	50Alp UMa	1.8000	6300.0	74	18406	No
206	GOM_NL__2PRFIN20050906_231342_000000512040_00316_18406_6550.N1	06-SEP-2005 23:13:42	Bright	51.000	82	48Bet UMa	2.3650	10600.	102	18406	No
207	GOM_NL__2PRFIN20050906_233813_000000382040_00316_18406_6551.N1	06-SEP-2005 23:38:13	Dark	38.000	132	15Rho Pup	2.8030	6900.0	76	18406	No
208	GOM_NL__2PRFIN20050906_234229_000000392040_00316_18406_6552.N1	06-SEP-2005 23:42:29	Dark	39.000	70	Zet Pup	2.2460	39000.	78	18406	No
209	GOM_NL__2PRFIN20050906_234600_000000412040_00316_18406_6553.N1	06-SEP-2005 23:46:00	Dark	41.000	46	Del Vel	1.9540	10600.	82	18406	No
210	GOM_NL__2PRFIN20050906_234727_000000422040_00316_18406_6554.N1	06-SEP-2005 23:47:27	Dark	42.000	41	Eps Car	1.8600	4100.0	84	18406	No
211	GOM_NL__2PRFIN20050906_235801_000000382040_00317_18407_6539.N1	06-SEP-2005 23:58:01	Dark	38.000	135	Bet Hyi	2.8200	5800.0	76	18407	No

3. Quality information per product

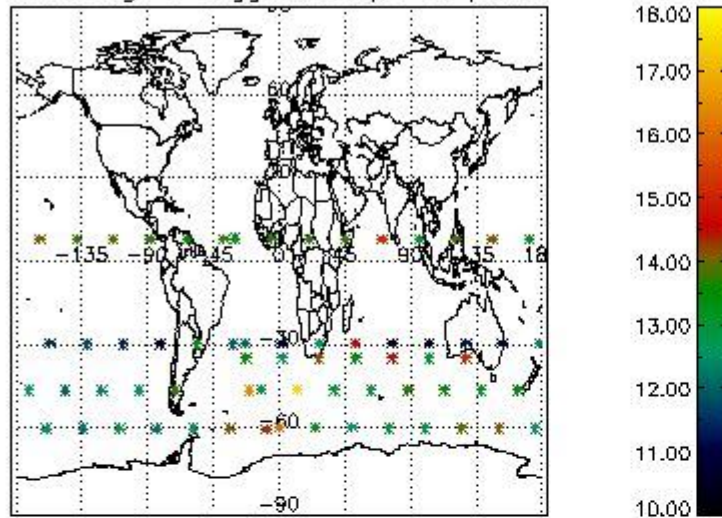
In this section it is plotted some information contained in the Quality Summary data set of the level 2 products. Only products in dark limb conditions and without errors (error flag in the MPH set to "0") are used.

3.1 Plot quality information per product (time dependant)

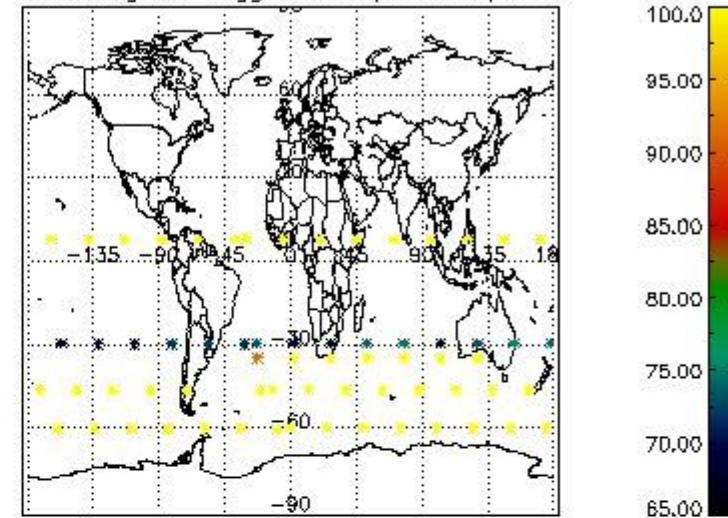


3.2 Plot quality information per product (world map)

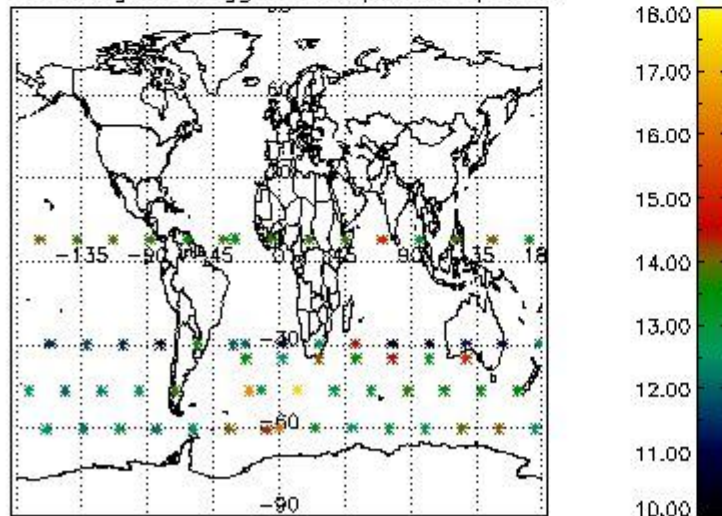
Percentage of flagged data per O3 profile



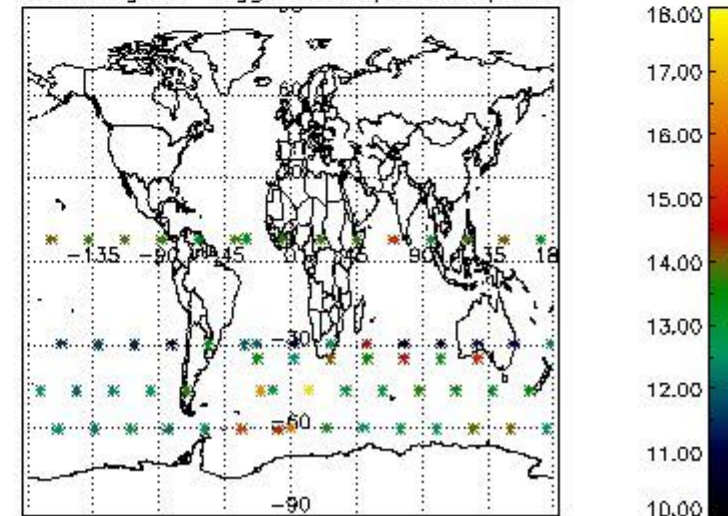
Percentage of flagged data per H2O profile



Percentage of flagged data per NO2 profile



Percentage of flagged data per NO3 profile

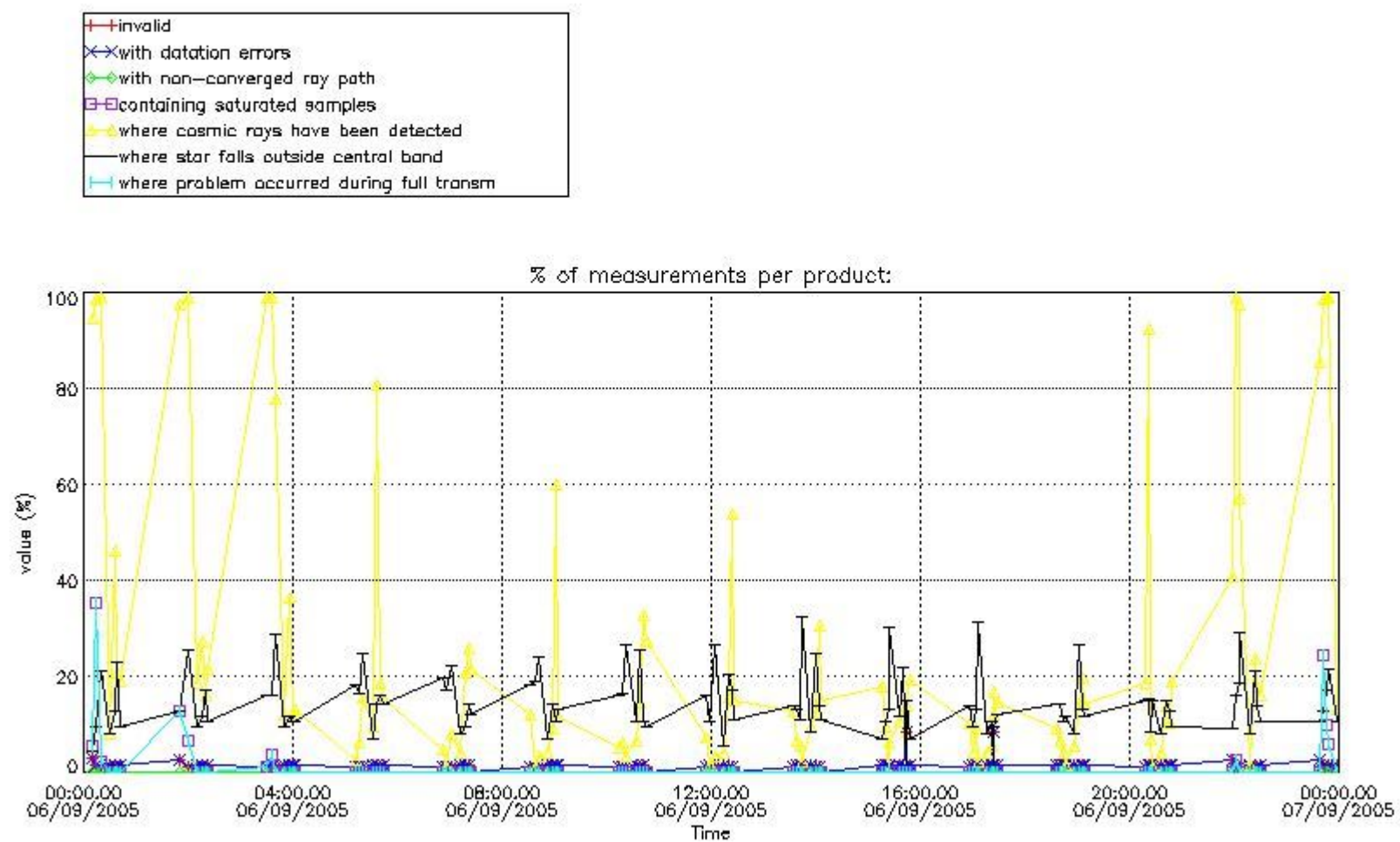


4. Level 1 quality information per product

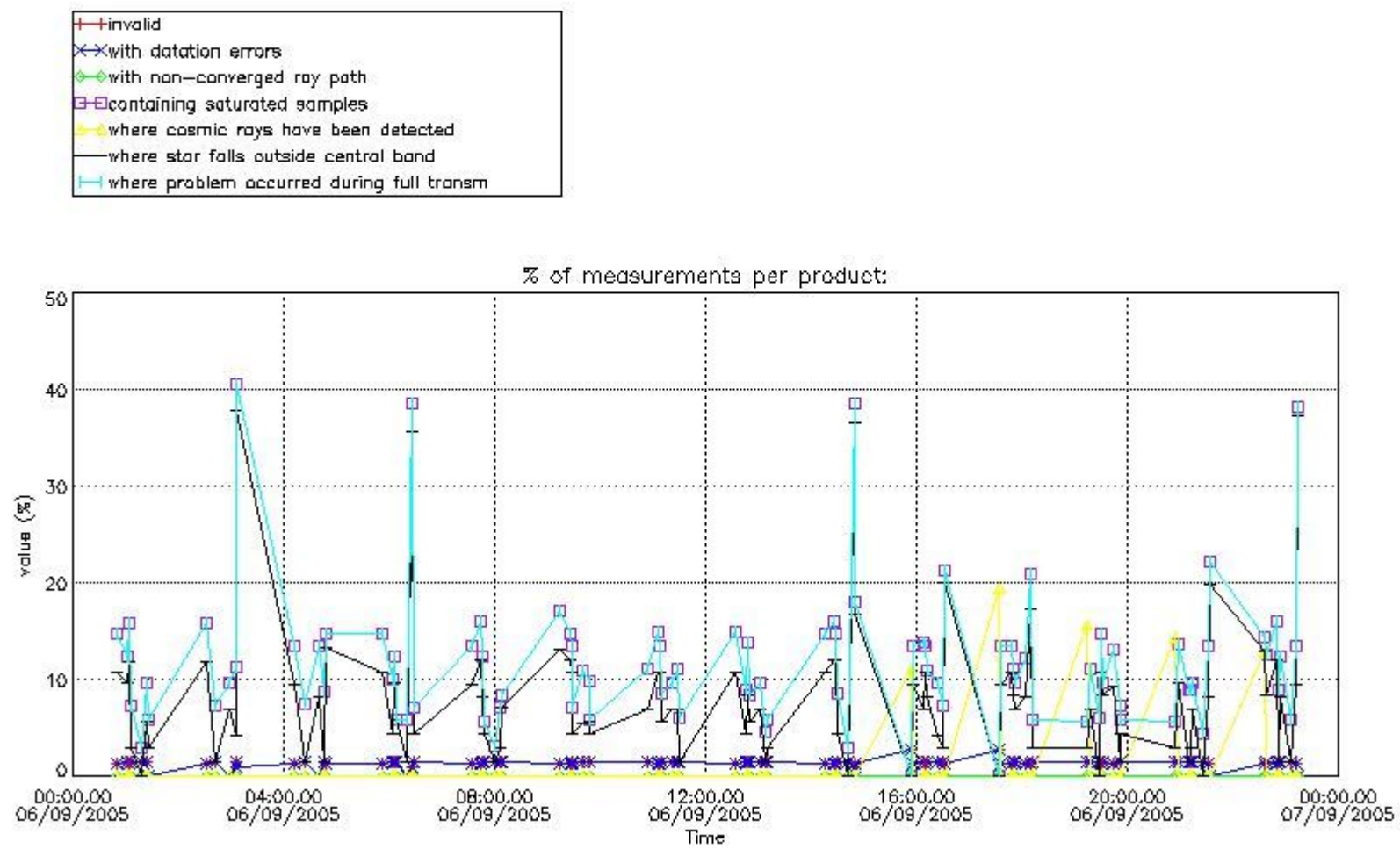
In this section it is plotted some information contained in the Quality Summary data set of the level 2 products that comes from the level 1b processing. Products without errors (error flag in the MPH set to "0") are used.

4.1 Plot quality information per product (time dependant) coming from level 1b processing

4.1.1 Plot level 1 quality information per product (time dependant): ENVISAT ASCENDING passes



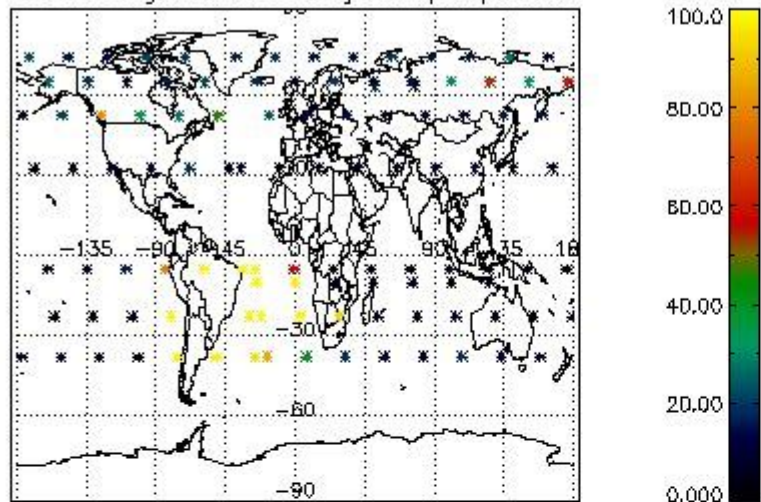
4.1.2 Plot level 1 quality information per product (time dependant): ENVI SAT DESCENDING passes



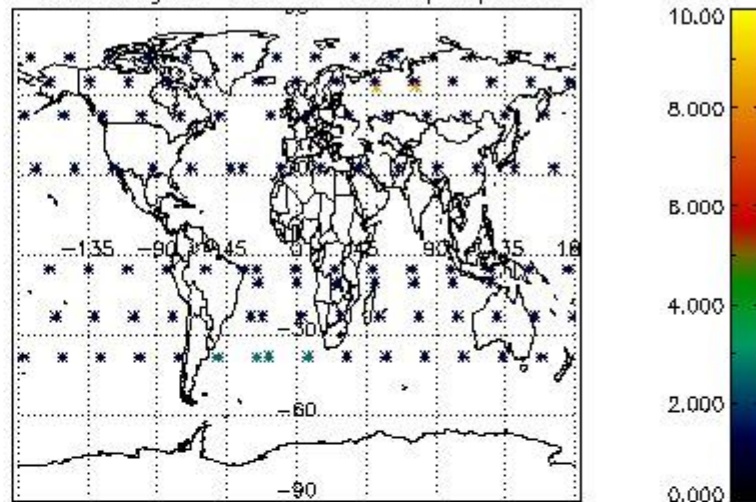
4.2 Plot quality information per product coming from level 1b processing (world map)

4.2.1 Plot level 1 quality information per product (world map): ENVISAT ASCENDING passes

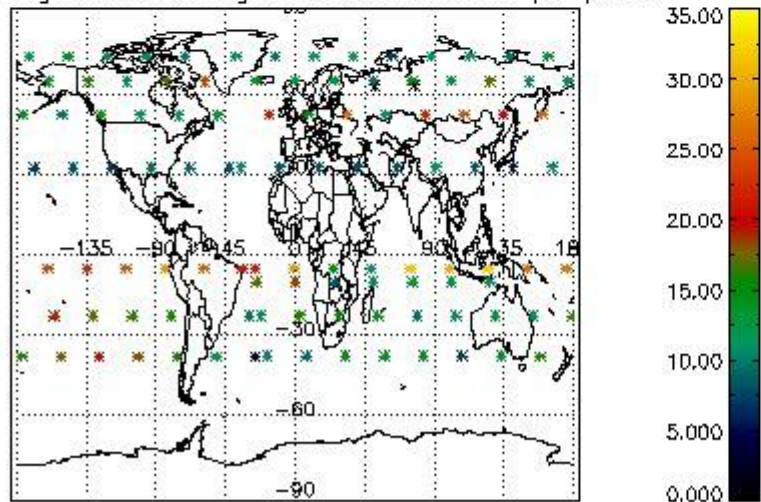
Percentage of cosmic ray hits per profile



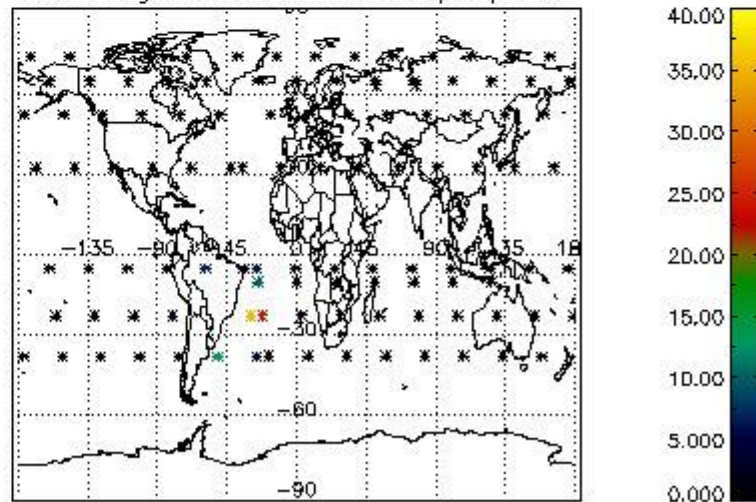
Percentage of datation errors per profile



Percentage of star falling outside central band per profile

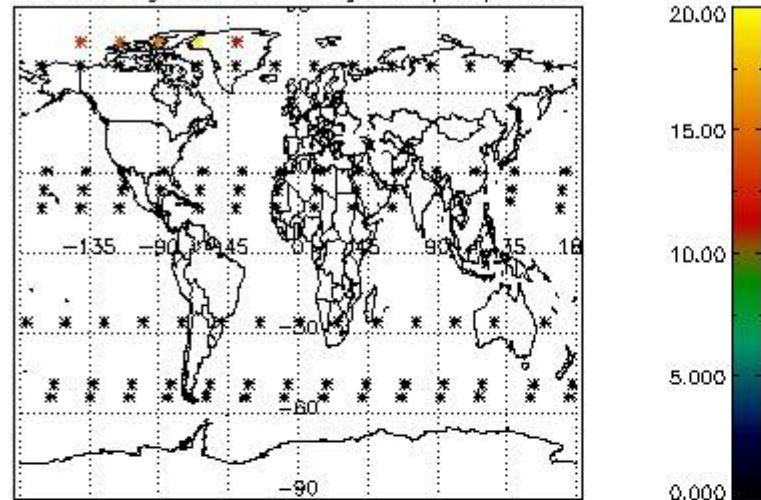


Percentage of saturation errors per profile

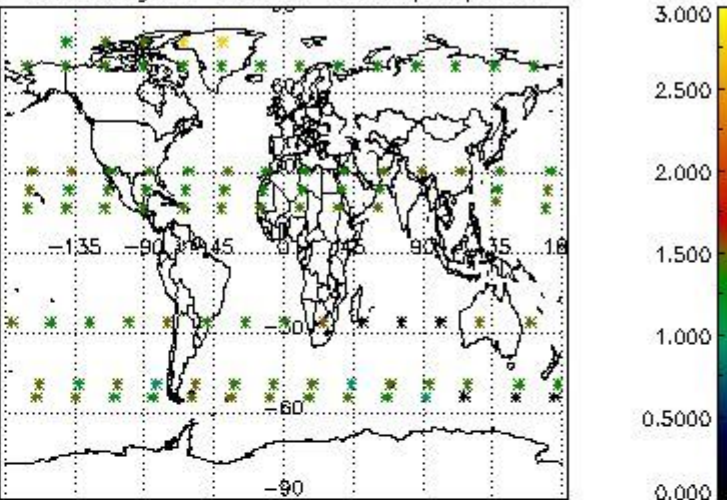


4.2.2 Plot level 1 quality information per product (world map): ENVISAT DESCENDING passes

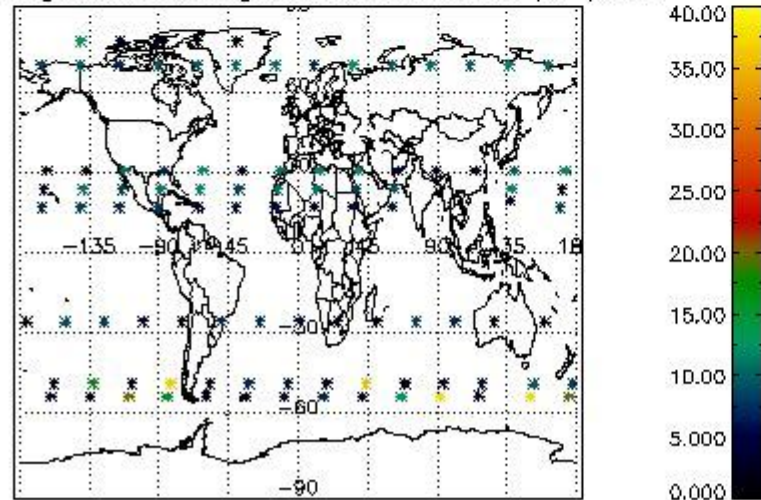
Percentage of cosmic ray hits per profile



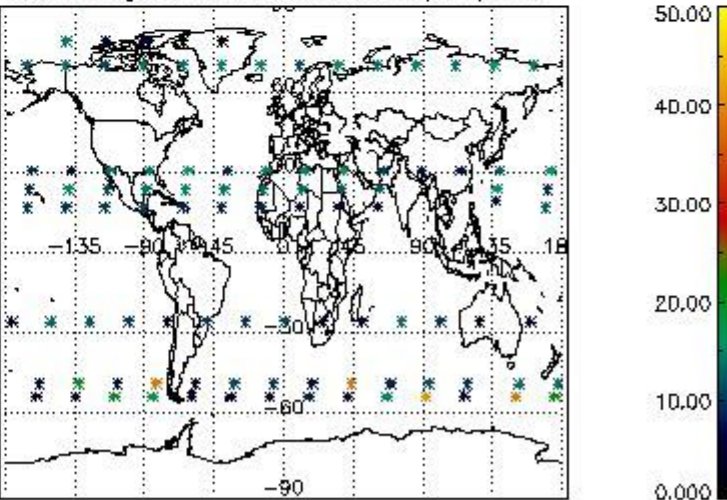
Percentage of datation errors per profile



Percentage of star falling outside central band per profile



Percentage of saturation errors per profile



5. Trace gas profiles

5.1 Ozone statistics based on quality of products

The final quality of the products can be "measured" using the STD (Standard Deviation) attached to every point profile. This information is written to the parameter GOM_NL__2P/NL_LOCAL_SPECIES_DENSITY/o3_std of the level 2 products. The table below shows the statistics for given STD ranges.

The statistics are given with respect to the overall valid production:

- Products without fatal errors: GOM_NL__2P/MPH/PRODUCT_ERR=0
- Valid point profile: GOM_NL__2P/NL_LOCAL_SPECIES_DENSITY/pcd(0)=0

The 'Criteria' is applied to valid points of dark limb products:

- Products in dark limb illumination condition: GOM_NL__2P/NL_SUMMARY_QUALITY/obs_ill_cond=0
- Products without fatal errors: GOM_NL__2P/MPH/PRODUCT_ERR=0
- Valid point profile: GOM_NL__2P/NL_LOCAL_SPECIES_DENSITY/pcd(0)=0

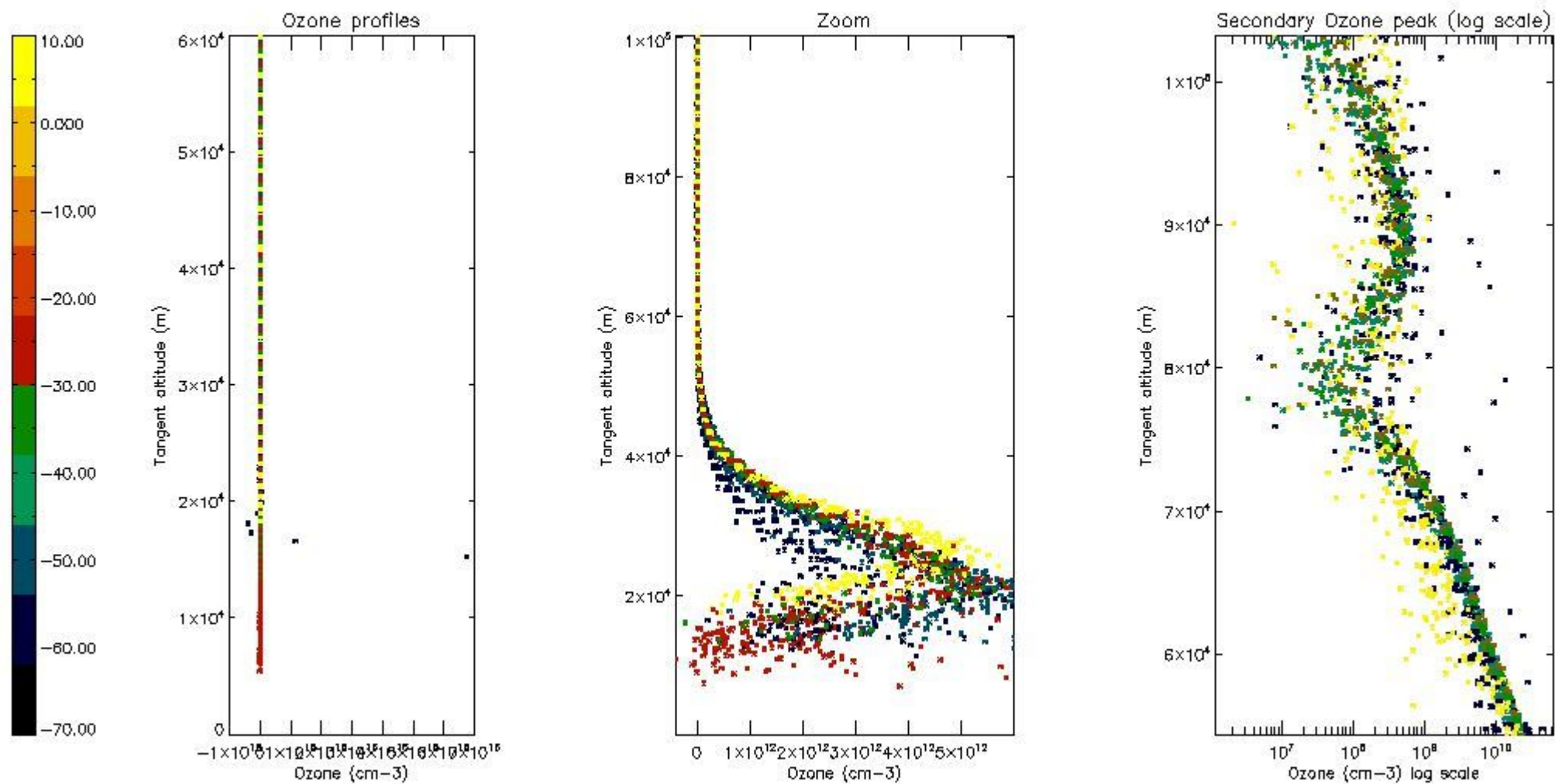
So, the table below shows the percentage of dark limb and valid observations for each criteria with respect to the overall valid daily observations.

Criteria	% of total production
All STD	34
STD < 20	18

STD < 10	13
STD < 5	5

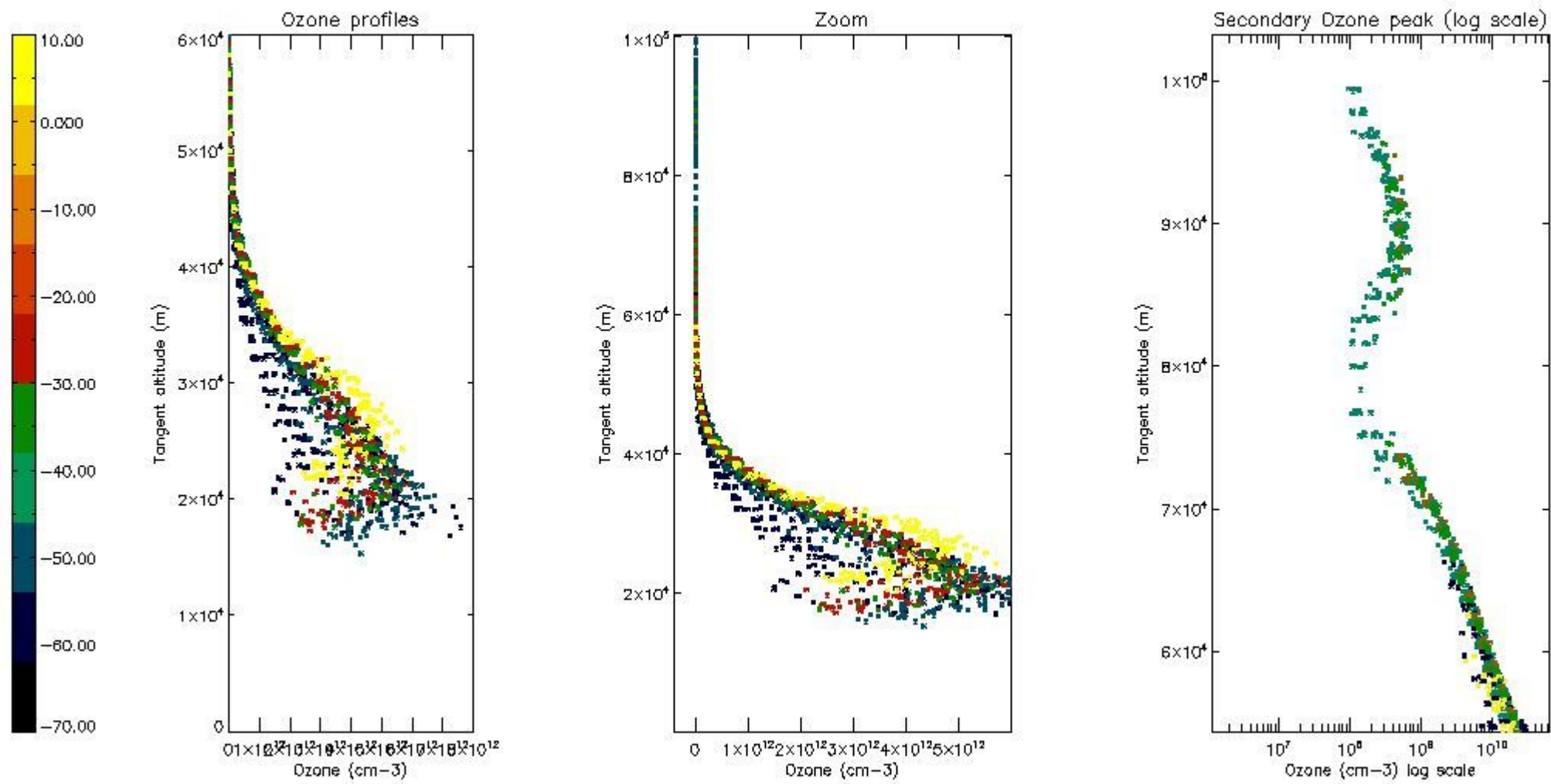
5.2 Plot ozone profiles for all STD (dark without errors)

The colorbar represents the latitude.



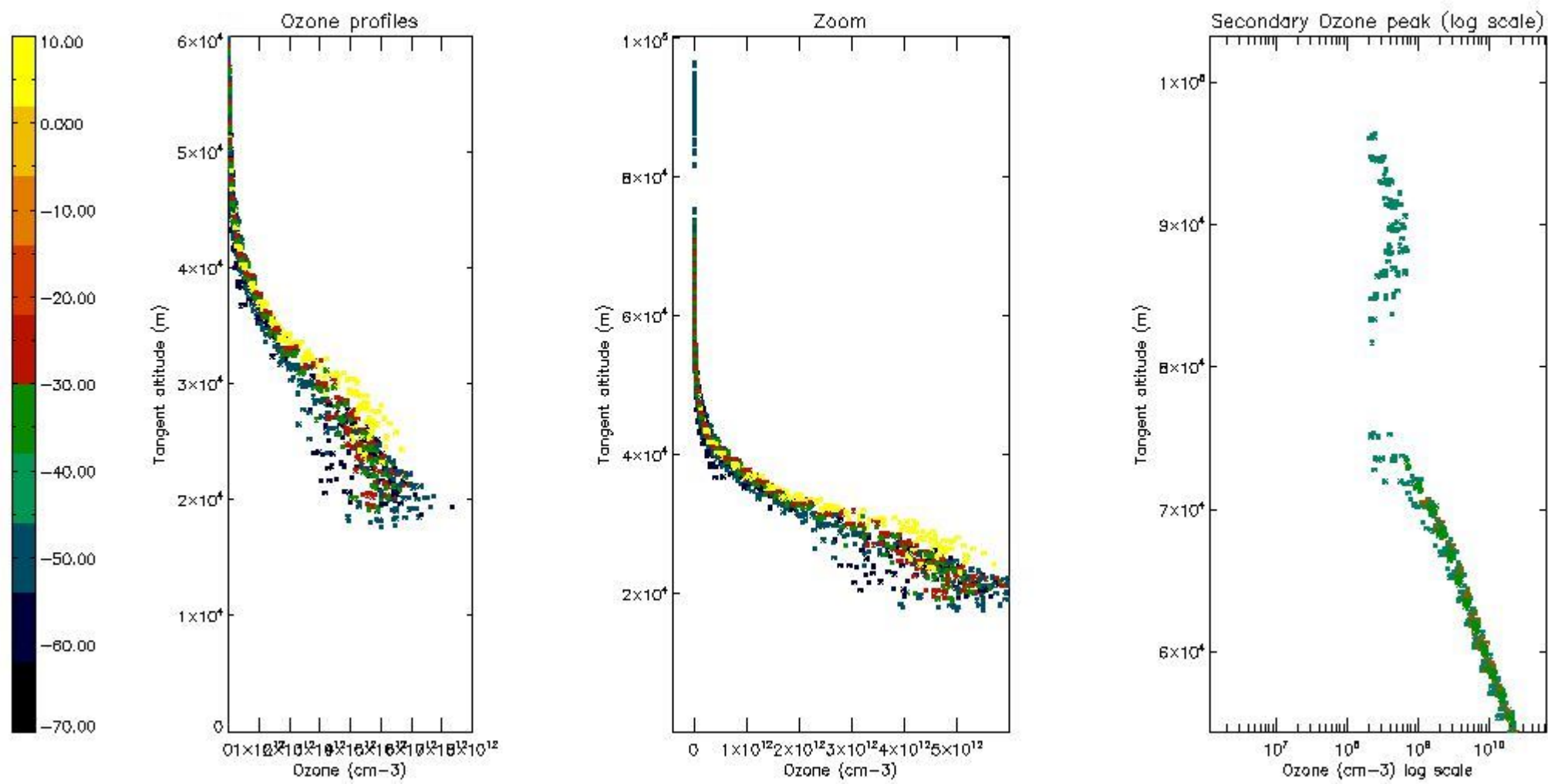
5.3 Plot ozone profiles where STD < 20% (dark without errors)

The colorbar represents the latitude.



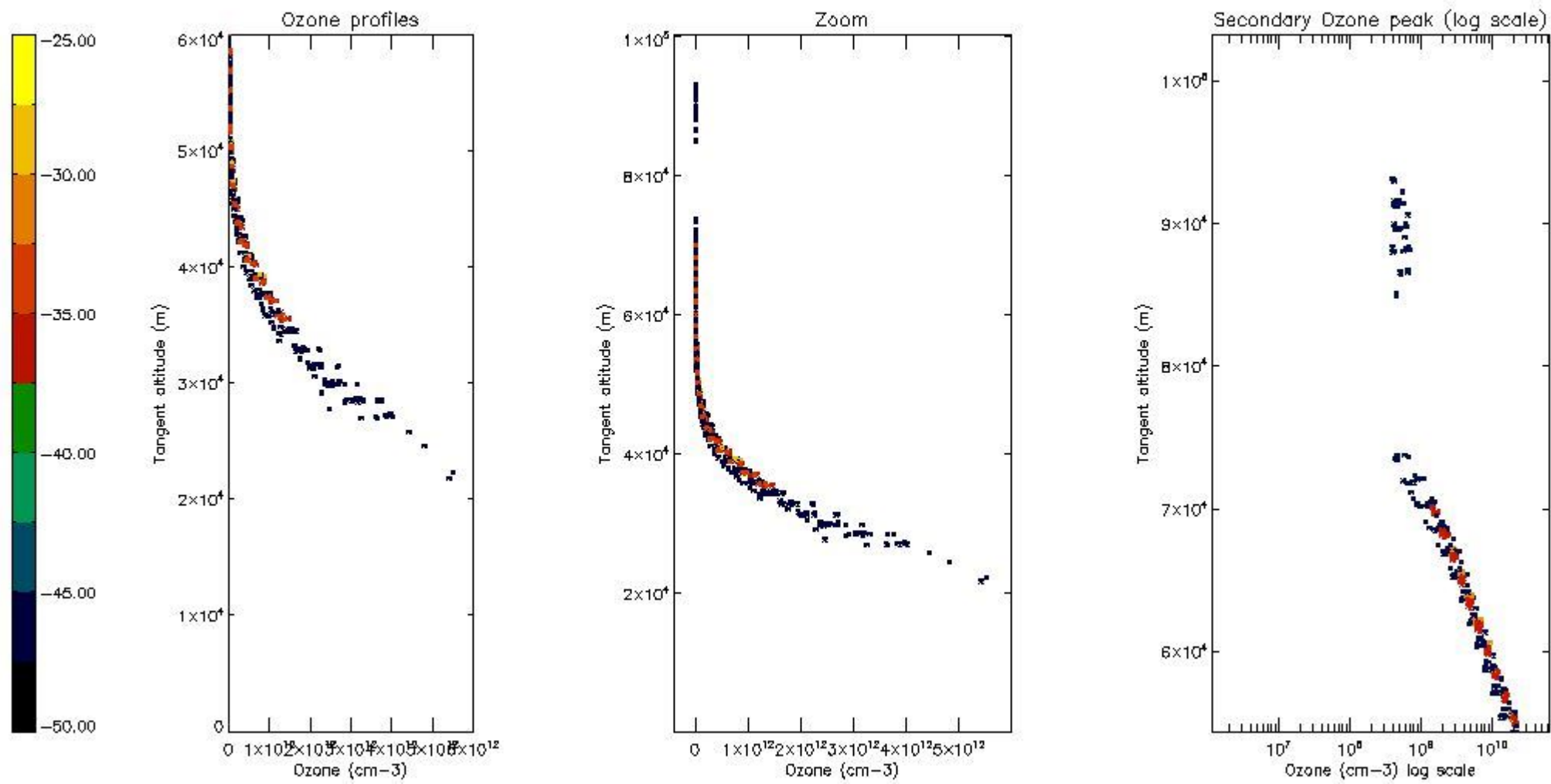
5.4 Plot ozone profiles where $STD < 10\%$ (dark without errors)

The colorbar represents the latitude.



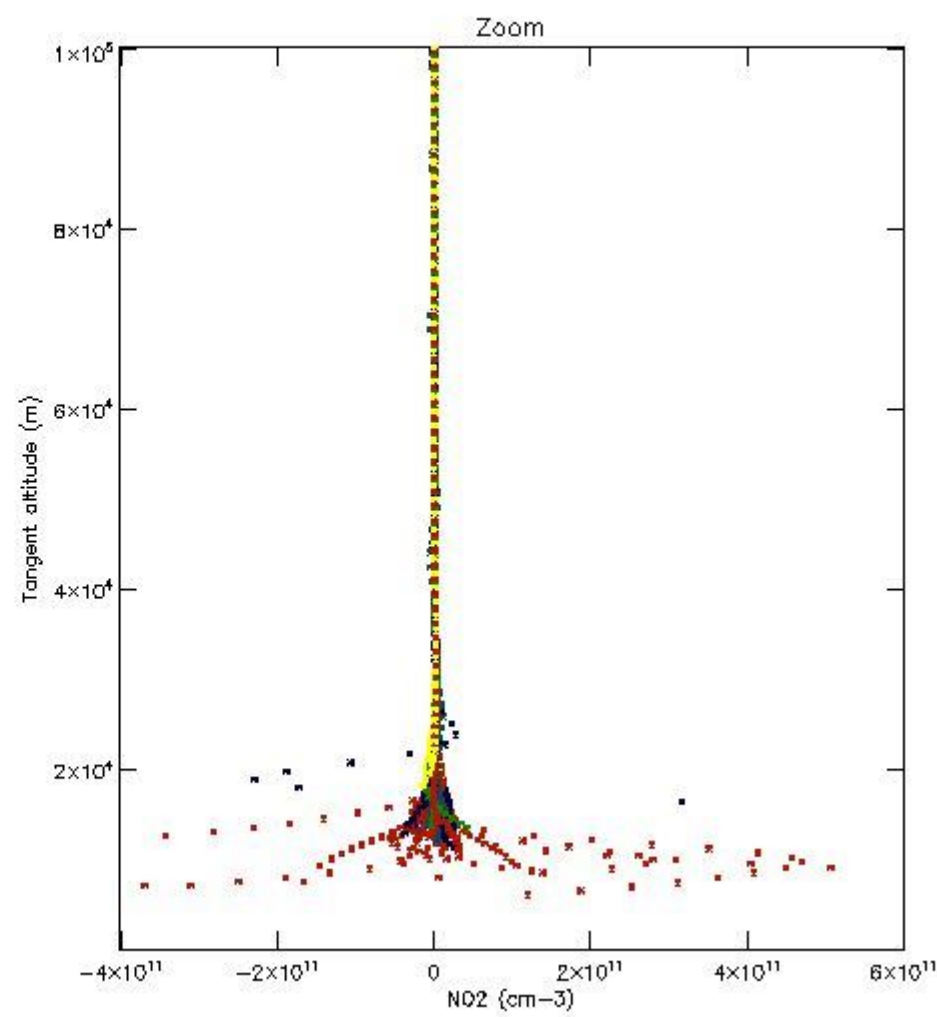
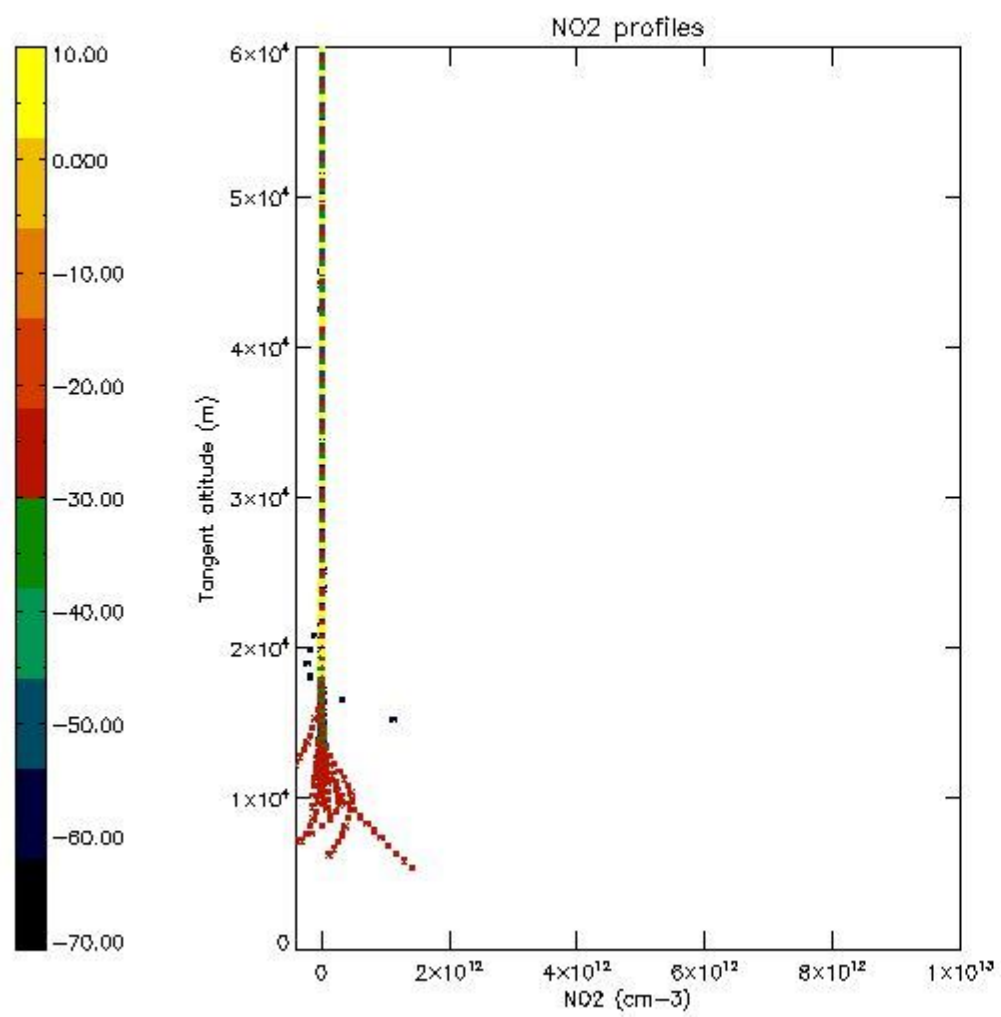
5.5 Plot ozone profiles where STD < 5% (dark without errors)

The colorbar represents the latitude.



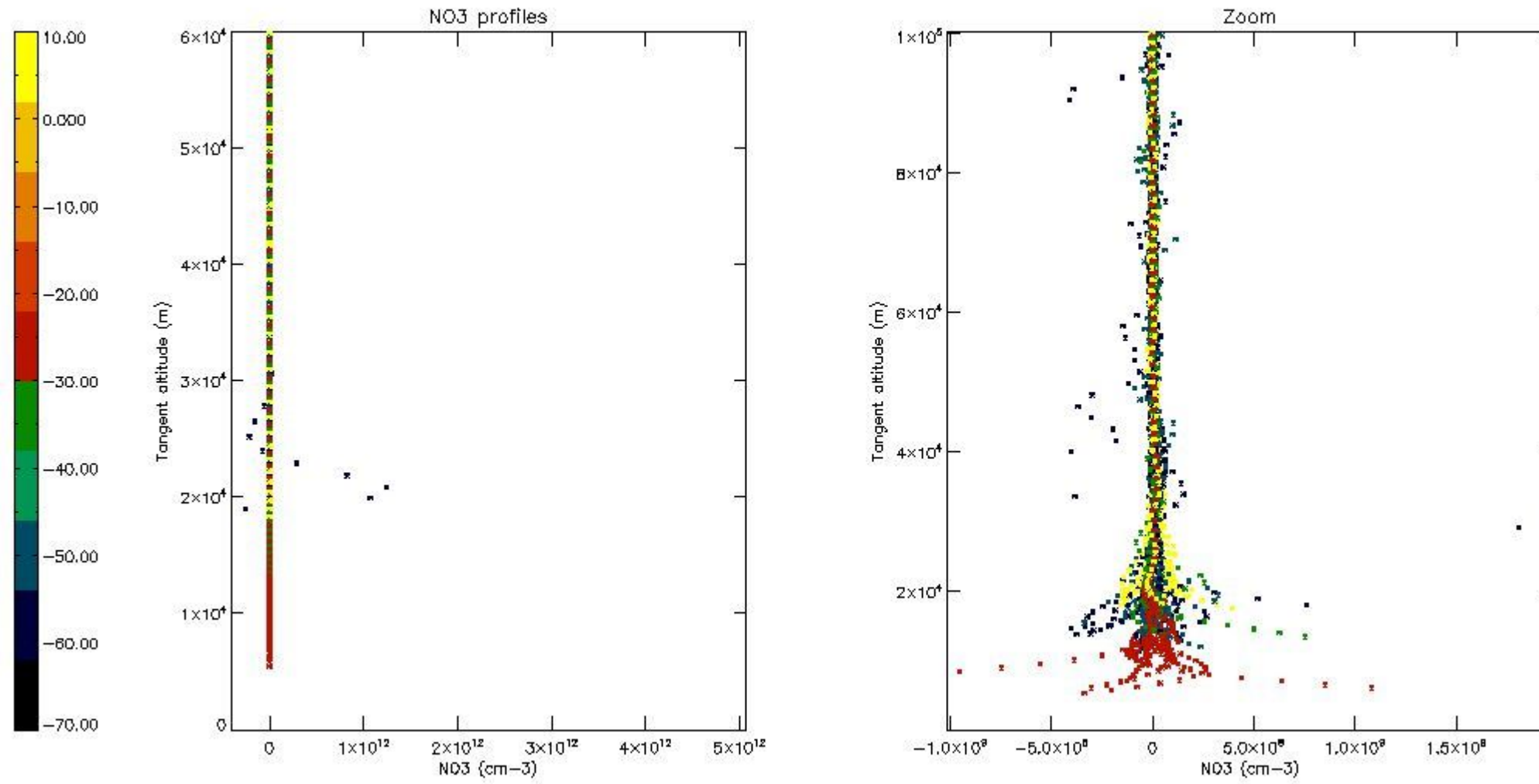
5.6 Plot NO₂ profiles for all STD (dark without errors)

The colorbar represents the latitude.



5.7 Plot NO3 profiles for all STD (dark without errors)

The colorbar represents the latitude.



6. Auxiliary Data Files used for the production reported in section 2

The number reported in the third column indicates since which file (see list in section 2) the corresponding auxiliary file has been used. The fourth column is the date of those product files.

Type	Auxiliary Filename	Used since product	Used since product date
INST_PHYS_CHARACTERISTICS	GOM_INS_AXVIEC20091111_143220_20030716_120000_20500101_000000	1	06-SEP-2005 00:09:46
LEVEL-2_PROC_CONFIG	GOM_PR2_AXVIEC20091111_152718_20020301_000000_20500101_000000	1	06-SEP-2005 00:09:46
CROSS_SECTIONS_FILE	GOM_CRS_AXVIEC20091111_154832_20020301_000000_20500101_000000	1	06-SEP-2005 00:09:46

GOMOS Level 2 Daily Report

SUMMARY

[1. General Info](#)

[2. Summary of processed GOM_NL_2P products](#)

[3. Level 2 Quality information per product](#)

[3.1 Plot of level 2 quality information per product \(time dependant\)](#)

[3.2 Plot of level 2 quality information per product \(world map\)](#)

[4. Level 1 Quality information per product \(stored on level 2 products\)](#)

[4.1 Plot of level 1 quality information per product \(time dependant\)](#)

[4.1.1 Plot of level 1 quality information per product \(time dependant\): ASCENDING](#)

[4.1.2 Plot of level 1 quality information per product \(time dependant\): DESCENDING](#)

[4.2 Plot of level 1 quality information per product \(world map\)](#)

[4.2.1 Plot of level 1 quality information per product \(world map\): ASCENDING](#)

[4.2.2 Plot of level 1 quality information per product \(world map\): DESCENDING](#)

[5. Ozone profiles based on quality statistics and other trace gas profiles](#)

[5.1 Ozone statistics based on quality of products](#)

[5.2 Plot ozone profiles for all STD \(dark without errors\)](#)

[5.3 Plot ozone profiles where STD < 20% \(dark without errors\)](#)

[5.4. Plot ozone profiles where STD < 10% \(dark without errors\)](#)

[5.5. Plot ozone profiles where STD < 5% \(dark without errors\)](#)

[5.6 Plot NO2 profiles for all STD \(dark without errors\)](#)

[5.7 Plot NO3 profiles for all STD \(dark without errors\)](#)

[5.8 Plot H2O profiles \(only for occultations of stars 1,2,3,4,13,14,16,26,63 dark without errors\) for all STD](#)

[6. Auxiliary Data Files used for the production reported in section 2](#)

This report presents the daily analysis on parameters extracted from GOMOS level 2 data (GOM_NL__2P). It is intended to monitor some important parameters that will impact the quality of these products. A list of level 2 products (and content) that have arrived during the reporting day to the PCF is also given.

Item	Value
Time of report generation	18APR2013 10:47:05
Data source version	GOMOS/6.01
Start time of products	06-09-2005 (06SEP2005 00:00:00)
Stop time of products	07-09-2005 (07SEP2005 00:00:00)
Store outputs in DB	Yes
Nb of level 2 prods	211
Nb of prods with errors	2

2. Summary of processed GOM_NL__2P products.

Nr	Filename	UTC Start time	Limb	Duration	Star Id	Star Name	Star Mag	Star Temp	Nb Meas	Orbit	Prod. error
1	GOM_NL__2PRFIN20050906_000946_000000362040_00302_18392_6505.N1	06-SEP-2005 00:09:46	Dark	35.500	132	15Rho Pup	2.8030	6900.0	71	18392	No
2	GOM_NL__2PRFIN20050906_001402_000000372040_00302_18392_6506.N1	06-SEP-2005 00:14:02	Dark	37.000	70	Zet Pup	2.2460	39000.	74	18392	No
3	GOM_NL__2PRFIN20050906_001902_000000432040_00302_18392_6507.N1	06-SEP-2005 00:19:02	Dark	42.500	41	Eps Car	1.8600	4100.0	85	18392	No
4	GOM_NL__2PRFIN20050906_002935_000000372040_00303_18393_6570.N1	06-SEP-2005 00:29:35	Dark	37.000	135	Bet Hyi	2.8200	5800.0	74	18393	No
5	GOM_NL__2PRFIN20050906_003510_000000392040_00303_18393_6571.N1	06-SEP-2005 00:35:10	Straylight	39.000	148	Alp Tuc	2.8780	4100.0	78	18393	No
6	GOM_NL__2PRFIN20050906_003851_000000442040_00303_18393_6572.N1	06-SEP-2005 00:38:51	Straylight	43.500	31	Alp Gru	1.7340	15200.	87	18393	No
7	GOM_NL__2PRFIN20050906_004139_000000372040_00303_18393_6573.N1	06-SEP-2005 00:41:39	Straylight	37.000	172	Gam Gru	3.0030	13100.	74	18393	No
8	GOM_NL__2PRFIN20050906_005045_000000382040_00303_18393_6574.N1	06-SEP-2005 00:50:45	Bright	37.500	154	22Bet Aqr	2.8990	5700.0	75	18393	No
9	GOM_NL__2PRFIN20050906_010204_000000372040_00303_18393_6575.N1	06-SEP-2005 01:02:04	Bright	36.500	92	53Eps Cyg	2.5000	4500.0	73	18393	No
10	GOM_NL__2PRFIN20050906_010402_000000382040_00303_18393_6576.N1	06-SEP-2005 01:04:02	Bright	38.000	66	37Gam Cyg	2.2080	5900.0	76	18393	No
11	GOM_NL__2PRFIN20050906_010513_000000342040_00303_18393_6577.N1	06-SEP-2005 01:05:13	Bright	34.000	19	50Alp Cyg	1.2460	10500.	68	18393	No
12	GOM_NL__2PRFIN20050906_011753_000000342040_00303_18393_6578.N1	06-SEP-2005 01:17:53	Bright	33.500	60	7Bet UMi	2.0810	3950.0	67	18393	No
13	GOM_NL__2PRFIN20050906_012428_000000362040_00303_18393_6579.N1	06-SEP-2005 01:24:28	Bright	36.000	36	50Alp UMa	1.8000	6300.0	72	18393	No
14	GOM_NL__2PRFIN20050906_012552_000000342040_00303_18393_6580.N1	06-SEP-2005 01:25:52	Bright	34.000	82	48Bet UMa	2.3650	10600.	68	18393	No
15	GOM_NL__2PRFIN20050906_015022_000000402040_00303_18393_6581.N1	06-SEP-2005 01:50:22	Dark	39.500	132	15Rho Pup	2.8030	6900.0	79	18393	No
16	GOM_NL__2PRFIN20050906_015938_000000452040_00303_18393_6582.N1	06-SEP-2005 01:59:38	Dark	45.000	41	Eps Car	1.8600	4100.0	90	18393	No
17	GOM_NL__2PRFIN20050906_021011_000000382040_00304_18394_6515.N1	06-SEP-2005 02:10:11	Dark	37.500	135	Bet Hyi	2.8200	5800.0	75	18394	No
18	GOM_NL__2PRFIN20050906_021546_000000392040_00304_18394_6516.N1	06-SEP-2005 02:15:46	Straylight	38.500	148	Alp Tuc	2.8780	4100.0	77	18394	No
19	GOM_NL__2PRFIN20050906_021927_000000412040_00304_18394_6517.N1	06-SEP-2005 02:19:27	Straylight	41.000	31	Alp Gru	1.7340	15200.	82	18394	No
20	GOM_NL__2PRFIN20050906_022215_000000382040_00304_18394_6518.N1	06-SEP-2005 02:22:15	Straylight	37.500	172	Gam Gru	3.0030	13100.	75	18394	No
21	GOM_NL__2PRFIN20050906_023121_000000382040_00304_18394_6519.N1	06-SEP-2005 02:31:21	Bright	38.000	154	22Bet Aqr	2.8990	5700.0	76	18394	No
22	GOM_NL__2PRFIN20050906_024240_000000342040_00304_18394_6520.N1	06-SEP-2005 02:42:40	Bright	34.000	92	53Eps Cyg	2.5000	4500.0	68	18394	No
23	GOM_NL__2PRFIN20050906_025830_000000362040_00304_18394_6521.N1	06-SEP-2005 02:58:30	Bright	36.000	60	7Bet UMi	2.0810	3950.0	72	18394	No
24	GOM_NL__2PRFIN20050906_030504_000000362040_00304_18394_6522.N1	06-SEP-2005 03:05:04	Bright	35.500	36	50Alp UMa	1.8000	6300.0	71	18394	No
25	GOM_NL__2PRFIN20050906_030628_000000532040_00304_18394_6523.N1	06-SEP-2005 03:06:28	Bright	53.000	82	48Bet UMa	2.3650	10600.	106	18394	No
26	GOM_NL__2PRFIN20050906_033058_000000412040_00304_18394_6524.N1	06-SEP-2005 03:30:58	Dark	40.500	132	15Rho Pup	2.8030	6900.0	81	18394	No
27	GOM_NL__2PRFIN20050906_033514_000000412040_00304_18394_6525.N1	06-SEP-2005 03:35:14	Dark	40.500	70	Zet Pup	2.2460	39000.	81	18394	No
28	GOM_NL__2PRFIN20050906_034014_000000472040_00304_18394_6526.N1	06-SEP-2005 03:40:14	Dark	47.000	41	Eps Car	1.8600	4100.0	94	18394	No
29	GOM_NL__2PRFIN20050906_035047_000000372040_00305_18395_6515.N1	06-SEP-2005 03:50:47	Dark	37.000	135	Bet Hyi	2.8200	5800.0	74	18395	No
30	GOM_NL__2PRFIN20050906_035622_000000392040_00305_18395_6516.N1	06-SEP-2005 03:56:22	Straylight	38.500	148	Alp Tuc	2.8780	4100.0	77	18395	No
31	GOM_NL__2PRFIN20050906_040003_000000382040_00305_18395_6517.N1	06-SEP-2005 04:00:03	Straylight	38.000	31	Alp Gru	1.7340	15200.	76	18395	No
32	GOM_NL__2PRFIN20050906_040252_000000382040_00305_18395_6518.N1	06-SEP-2005 04:02:52	Straylight	38.000	172	Gam Gru	3.0030	13100.	76	18395	No
33	GOM_NL__2PRFIN20050906_041157_000000372040_00305_18395_6519.N1	06-SEP-2005 04:11:57	Bright	37.000	154	22Bet Aqr	2.8990	5700.0	74	18395	No
34	GOM_NL__2PRFIN20050906_042316_000000342040_00305_18395_6520.N1	06-SEP-2005 04:23:16	Bright	33.500	92	53Eps Cyg	2.5000	4500.0	67	18395	No
35	GOM_NL__2PRFIN20050906_043906_000000372040_00305_18395_6521.N1	06-SEP-2005 04:39:06	Bright	37.000	60	7Bet UMi	2.0810	3950.0	74	18395	No
36	GOM_NL__2PRFIN20050906_044541_000000352040_00305_18395_6522.N1	06-SEP-2005 04:45:41	Bright	34.500	36	50Alp UMa	1.8000	6300.0	69	18395	No
37	GOM_NL__2PRFIN20050906_044704_000000382040_00305_18395_6523.N1	06-SEP-2005 04:47:04	Bright	37.500	82	48Bet UMa	2.3650	10600.	75	18395	No
38	GOM_NL__2PRFIN20050906_051135_000000422040_00305_18395_6524.N1	06-SEP-2005 05:11:35	Dark	41.500	132	15Rho Pup	2.8030	6900.0	83	18395	No
39	GOM_NL__2PRFIN20050906_051550_000000402040_00305_18395_6525.N1	06-SEP-2005 05:15:50	Dark	40.000	70	Zet Pup	2.2460	39000.	80	18395	No
40	GOM_NL__2PRFIN20050906_052050_000000452040_00305_18395_6526.N1	06-SEP-2005 05:20:50	Dark	44.500	41	Eps Car	1.8600	4100.0	89	18395	No
41	GOM_NL__2PRFIN20050906_053123_000000372040_00306_18396_6516.N1	06-SEP-2005 05:31:23	Dark	36.500	135	Bet Hyi	2.8200	5800.0	73	18396	No
42	GOM_NL__2PRFIN20050906_053659_000000392040_00306_18396_6517.N1	06-SEP-2005 05:36:59	Straylight	39.000	148	Alp Tuc	2.8780	4100.0	78	18396	No

43	GOM_NL__2PRFIN20050906_054039_000000412040_00306_18396_6518.N1	06-SEP-2005 05:40:39	Straylight	40.500	31	Alp Gru	1.7340	15200.	81	18396	No
44	GOM_NL__2PRFIN20050906_054328_000000392040_00306_18396_6519.N1	06-SEP-2005 05:43:28	Straylight	39.000	172	Gam Gru	3.0030	13100.	78	18396	No
45	GOM_NL__2PRFIN20050906_055233_000000382040_00306_18396_6520.N1	06-SEP-2005 05:52:33	Bright	37.500	154	22Bet Aqr	2.8990	5700.0	75	18396	No
46	GOM_NL__2PRFIN20050906_060352_000000352040_00306_18396_6521.N1	06-SEP-2005 06:03:52	Bright	35.000	92	53Eps Cyg	2.5000	4500.0	70	18396	No
47	GOM_NL__2PRFIN20050906_060550_000000372040_00306_18396_6522.N1	06-SEP-2005 06:05:50	Bright	36.500	66	37Gam Cyg	2.2080	5900.0	73	18396	No
48	GOM_NL__2PRFIN20050906_060744_000000352040_00306_18396_6523.N1	06-SEP-2005 06:07:44	Bright	34.500	144	18Del Cyg	2.8600	11000.	69	18396	No
49	GOM_NL__2PRFIN20050906_061942_000000342040_00306_18396_6524.N1	06-SEP-2005 06:19:42	Bright	34.000	60	7Bet UMi	2.0810	3950.0	68	18396	No
50	GOM_NL__2PRFIN20050906_062617_000000522040_00306_18396_6525.N1	06-SEP-2005 06:26:17	Bright	52.000	36	50Alp UMa	1.8000	6300.0	104	18396	No
51	GOM_NL__2PRFIN20050906_062740_000000352040_00306_18396_6526.N1	06-SEP-2005 06:27:40	Bright	35.000	82	48Bet UMa	2.3650	10600.	70	18396	No
52	GOM_NL__2PRFIN20050906_065211_000000432040_00306_18396_6527.N1	06-SEP-2005 06:52:11	Dark	43.000	132	15Rho Pup	2.8030	6900.0	86	18396	No
53	GOM_NL__2PRFIN20050906_065627_000000412040_00306_18396_6528.N1	06-SEP-2005 06:56:27	Dark	41.000	70	Zet Pup	2.2460	39000.	82	18396	No
54	GOM_NL__2PRFIN20050906_070126_000000432040_00306_18396_6529.N1	06-SEP-2005 07:01:26	Dark	43.000	41	Eps Car	1.8600	4100.0	86	18396	No
55	GOM_NL__2PRFIN20050906_071200_000000372040_00307_18397_6517.N1	06-SEP-2005 07:12:00	Dark	37.000	135	Bet Hyi	2.8200	5800.0	74	18397	No
56	GOM_NL__2PRFIN20050906_071735_000000372040_00307_18397_6518.N1	06-SEP-2005 07:17:35	Straylight	36.500	148	Alp Tuc	2.8780	4100.0	73	18397	No
57	GOM_NL__2PRFIN20050906_072116_000000392040_00307_18397_6519.N1	06-SEP-2005 07:21:16	Straylight	39.000	31	Alp Gru	1.7340	15200.	78	18397	No
58	GOM_NL__2PRFIN20050906_072404_000000382040_00307_18397_6520.N1	06-SEP-2005 07:24:04	Straylight	37.500	172	Gam Gru	3.0030	13100.	75	18397	No
59	GOM_NL__2PRFIN20050906_073309_000000372040_00307_18397_6521.N1	06-SEP-2005 07:33:09	Bright	37.000	154	22Bet Aqr	2.8990	5700.0	74	18397	No
60	GOM_NL__2PRFIN20050906_074428_000000382040_00307_18397_6522.N1	06-SEP-2005 07:44:28	Bright	37.500	92	53Eps Cyg	2.5000	4500.0	75	18397	No
61	GOM_NL__2PRFIN20050906_074627_000000372040_00307_18397_6523.N1	06-SEP-2005 07:46:27	Bright	36.500	66	37Gam Cyg	2.2080	5900.0	73	18397	No
62	GOM_NL__2PRFIN20050906_074820_000000352040_00307_18397_6524.N1	06-SEP-2005 07:48:20	Bright	35.000	144	18Del Cyg	2.8600	11000.	70	18397	No
63	GOM_NL__2PRFIN20050906_080019_000000332040_00307_18397_6525.N1	06-SEP-2005 08:00:19	Bright	33.000	60	7Bet UMi	2.0810	3950.0	66	18397	No
64	GOM_NL__2PRFIN20050906_080653_000000352040_00307_18397_6526.N1	06-SEP-2005 08:06:53	Bright	35.000	36	50Alp UMa	1.8000	6300.0	70	18397	No
65	GOM_NL__2PRFIN20050906_080816_000000362040_00307_18397_6527.N1	06-SEP-2005 08:08:16	Bright	35.500	82	48Bet UMa	2.3650	10600.	71	18397	No
66	GOM_NL__2PRFIN20050906_083247_000000422040_00307_18397_6528.N1	06-SEP-2005 08:32:47	Dark	41.500	132	15Rho Pup	2.8030	6900.0	83	18397	No
67	GOM_NL__2PRFIN20050906_083703_000000422040_00307_18397_6529.N1	06-SEP-2005 08:37:03	Dark	42.000	70	Zet Pup	2.2460	39000.	84	18397	No
68	GOM_NL__2PRFIN20050906_084202_000000442040_00307_18397_6530.N1	06-SEP-2005 08:42:02	Dark	44.000	41	Eps Car	1.8600	4100.0	88	18397	No
69	GOM_NL__2PRFIN20050906_085236_000000362040_00308_18398_6518.N1	06-SEP-2005 08:52:36	Dark	36.000	135	Bet Hyi	2.8200	5800.0	72	18398	No
70	GOM_NL__2PRFIN20050906_085811_000000392040_00308_18398_6519.N1	06-SEP-2005 08:58:11	Straylight	39.000	148	Alp Tuc	2.8780	4100.0	78	18398	No
71	GOM_NL__2PRFIN20050906_090152_000000382040_00308_18398_6520.N1	06-SEP-2005 09:01:52	Straylight	37.500	31	Alp Gru	1.7340	15200.	75	18398	No
72	GOM_NL__2PRFIN20050906_090440_000000392040_00308_18398_6521.N1	06-SEP-2005 09:04:40	Straylight	38.500	172	Gam Gru	3.0030	13100.	77	18398	No
73	GOM_NL__2PRFIN20050906_091345_000000382040_00308_18398_6522.N1	06-SEP-2005 09:13:45	Bright	38.000	154	22Bet Aqr	2.8990	5700.0	76	18398	No
74	GOM_NL__2PRFIN20050906_092505_000000382040_00308_18398_6523.N1	06-SEP-2005 09:25:05	Bright	37.500	92	53Eps Cyg	2.5000	4500.0	75	18398	No
75	GOM_NL__2PRFIN20050906_092703_000000372040_00308_18398_6524.N1	06-SEP-2005 09:27:03	Bright	37.000	66	37Gam Cyg	2.2080	5900.0	74	18398	No
76	GOM_NL__2PRFIN20050906_092856_000000352040_00308_18398_6525.N1	06-SEP-2005 09:28:56	Bright	35.000	144	18Del Cyg	2.8600	11000.	70	18398	No
77	GOM_NL__2PRFIN20050906_094055_000000372040_00308_18398_6526.N1	06-SEP-2005 09:40:55	Bright	36.500	60	7Bet UMi	2.0810	3950.0	73	18398	No
78	GOM_NL__2PRFIN20050906_094729_000000362040_00308_18398_6527.N1	06-SEP-2005 09:47:29	Bright	35.500	36	50Alp UMa	1.8000	6300.0	71	18398	No
79	GOM_NL__2PRFIN20050906_094853_000000342040_00308_18398_6528.N1	06-SEP-2005 09:48:53	Bright	34.000	82	48Bet UMa	2.3650	10600.	68	18398	No
80	GOM_NL__2PRFIN20050906_101324_000000412040_00308_18398_6529.N1	06-SEP-2005 10:13:24	Dark	40.500	132	15Rho Pup	2.8030	6900.0	81	18398	No
81	GOM_NL__2PRFIN20050906_101739_000000402040_00308_18398_6530.N1	06-SEP-2005 10:17:39	Dark	40.000	70	Zet Pup	2.2460	39000.	80	18398	No
82	GOM_NL__2PRFIN20050906_102238_000000452040_00308_18398_6531.N1	06-SEP-2005 10:22:38	Dark	45.000	41	Eps Car	1.8600	4100.0	90	18398	No
83	GOM_NL__2PRFIN20050906_103312_000000382040_00309_18399_6519.N1	06-SEP-2005 10:33:12	Dark	38.000	135	Bet Hyi	2.8200	5800.0	76	18399	No
84	GOM_NL__2PRFIN20050906_103847_000000452040_00309_18399_6520.N1	06-SEP-2005 10:38:47	Straylight	45.000	148	Alp Tuc	2.8780	4100.0	90	18399	No
85	GOM_NL__2PRFIN20050906_104228_000000382040_00309_18399_6521.N1	06-SEP-2005 10:42:28	Straylight	38.000	31	Alp Gru	1.7340	15200.	76	18399	No
86	GOM_NL__2PRFIN20050906_104516_000000372040_00309_18399_6522.N1	06-SEP-2005 10:45:16	Straylight	36.500	172	Gam Gru	3.0030	13100.	73	18399	No
87	GOM_NL__2PRFIN20050906_105421_000000362040_00309_18399_6523.N1	06-SEP-2005 10:54:21	Bright	36.000	154	22Bet Aqr	2.8990	5700.0	72	18399	No
88	GOM_NL__2PRFIN20050906_110541_000000372040_00309_18399_6524.N1	06-SEP-2005 11:05:41	Bright	37.000	92	53Eps Cyg	2.5000	4500.0	74	18399	No
89	GOM_NL__2PRFIN20050906_110739_000000372040_00309_18399_6525.N1	06-SEP-2005 11:07:39	Bright	37.000	66	37Gam Cyg	2.2080	5900.0	74	18399	No
90	GOM_NL__2PRFIN20050906_110932_000000352040_00309_18399_6526.N1	06-SEP-2005 11:09:32	Bright	35.000	144	18Del Cyg	2.8600	11000.	70	18399	No
91	GOM_NL__2PRFIN20050906_112131_000000372040_00309_18399_6527.N1	06-SEP-2005 11:21:31	Bright	36.500	60	7Bet UMi	2.0810	3950.0	73	18399	No
92	GOM_NL__2PRFIN20050906_112805_000000362040_00309_18399_6528.N1	06-SEP-2005 11:28:05	Bright	36.000	36	50Alp UMa	1.8000	6300.0	72	18399	No
93	GOM_NL__2PRFIN20050906_112929_000000342040_00309_18399_6529.N1	06-SEP-2005 11:29:29	Bright	33.500	82	48Bet UMa	2.3650	10600.	67	18399	No
94	GOM_NL__2PRFIN20050906_115400_000000412040_00309_18399_6530.N1	06-SEP-2005 11:54:00	Dark	40.500	132	15Rho Pup	2.8030	6900.0	81	18399	No
95	GOM_NL__2PRFIN20050906_115815_000000382040_00309_18399_6531.N1	06-SEP-2005 11:58:15	Dark	37.500	70	Zet Pup	2.2460	39000.	75	18399	No
96	GOM_NL__2PRFIN20050906_120314_000000462040_00309_18399_6532.N1	06-SEP-2005 12:03:14	Dark	45.500	41	Eps Car	1.8600	4100.0	91	18399	No
97	GOM_NL__2PRFIN20050906_121348_000000362040_00310_18400_6519.N1	06-SEP-2005 12:13:48	Dark	36.000	135	Bet Hyi	2.8200	5800.0	72	18400	No
98	GOM_NL__2PRFIN20050906_121923_000000422040_00310_18400_6520.N1	06-SEP-2005 12:19:23	Straylight	42.000	148	Alp Tuc	2.8780	4100.0	84	18400	No
99	GOM_NL__2PRFIN20050906_122304_000000412040_00310_18400_6521.N1	06-SEP-2005 12:23:04	Straylight	41.000	31	Alp Gru	1.7340	15200.	82	18400	No
100	GOM_NL__2PRFIN20050906_122552_000000372040_00310_18400_6522.N1	06-SEP-2005 12:25:52	Straylight	36.500	172	Gam Gru	3.0030	13100.	73	18400	No
101	GOM_NL__2PRFIN20050906_123152_00000012040_00310_18400_6523.N1	06-SEP-2005 12:31:52	Dark	1.0000	142	49Del Cap	2.8500	8900.0	2	18400	Yes

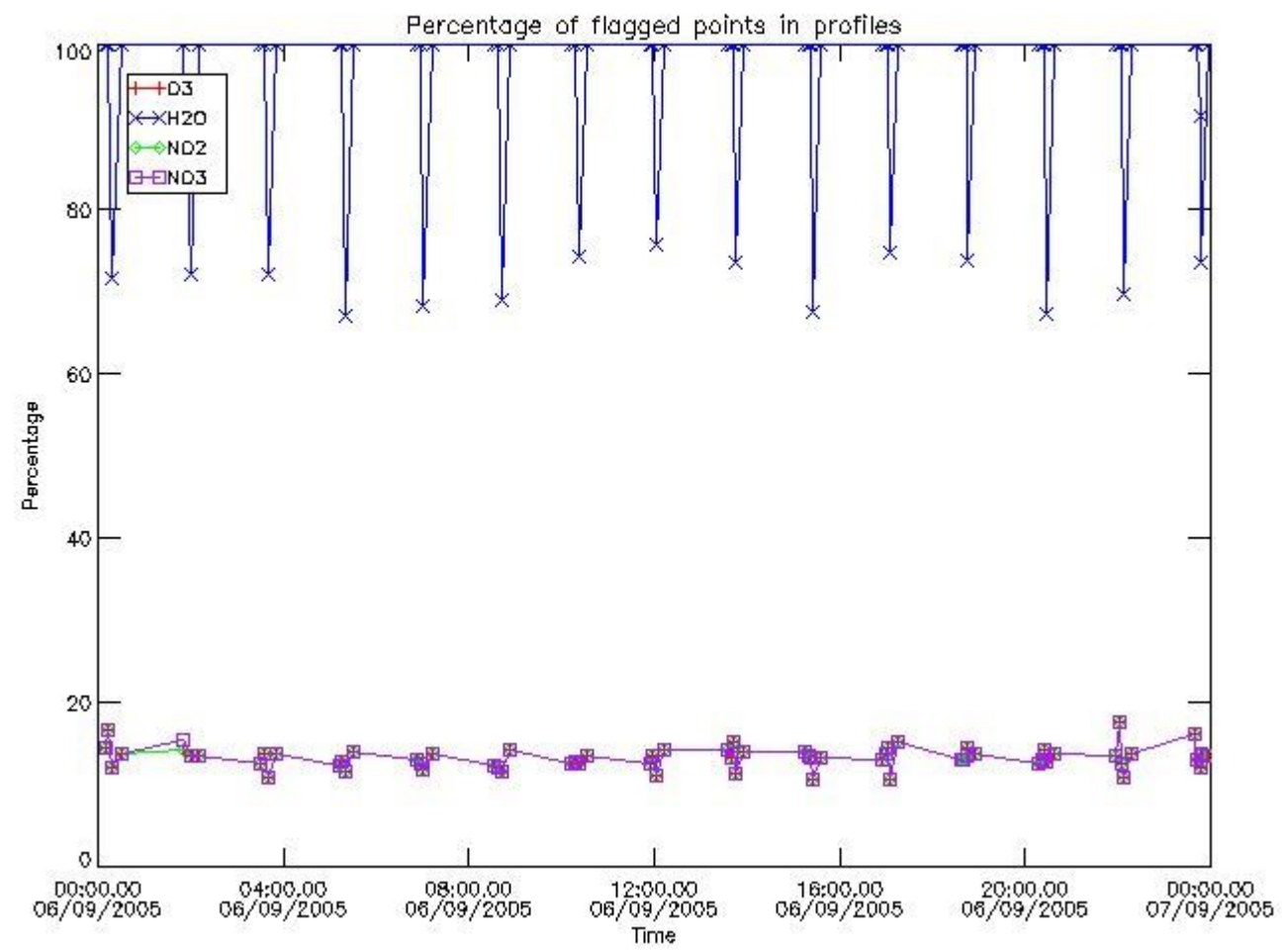
102	GOM_NL__2PRFIN20050906_123457_000000372040_00310_18400_6524.N1	06-SEP-2005 12:34:57	Bright	37.000	154	22Bet Aqr	2.8990	5700.0	74	18400	No
103	GOM_NL__2PRFIN20050906_124617_000000342040_00310_18400_6525.N1	06-SEP-2005 12:46:17	Bright	34.000	92	53Eps Cyg	2.5000	4500.0	68	18400	No
104	GOM_NL__2PRFIN20050906_124815_000000362040_00310_18400_6526.N1	06-SEP-2005 12:48:15	Bright	36.000	66	37Gam Cyg	2.2080	5900.0	72	18400	No
105	GOM_NL__2PRFIN20050906_125008_000000362040_00310_18400_6527.N1	06-SEP-2005 12:50:08	Bright	35.500	144	18Del Cyg	2.8600	11000.	71	18400	No
106	GOM_NL__2PRFIN20050906_130207_000000372040_00310_18400_6528.N1	06-SEP-2005 13:02:07	Bright	36.500	60	7Bet UMi	2.0810	3950.0	73	18400	No
107	GOM_NL__2PRFIN20050906_130841_000000332040_00310_18400_6529.N1	06-SEP-2005 13:08:41	Bright	33.000	36	50Alp UMa	1.8000	6300.0	66	18400	No
108	GOM_NL__2PRFIN20050906_131005_000000342040_00310_18400_6530.N1	06-SEP-2005 13:10:05	Bright	34.000	82	48Bet UMa	2.3650	10600.	68	18400	No
109	GOM_NL__2PRFIN20050906_133436_000000402040_00310_18400_6531.N1	06-SEP-2005 13:34:36	Dark	39.500	132	15Rho Pup	2.8030	6900.0	79	18400	No
110	GOM_NL__2PRFIN20050906_133851_000000392040_00310_18400_6532.N1	06-SEP-2005 13:38:51	Dark	38.500	70	Zet Pup	2.2460	39000.	77	18400	No
111	GOM_NL__2PRFIN20050906_134224_000000372040_00310_18400_6533.N1	06-SEP-2005 13:42:24	Dark	37.000	46	Del Vel	1.9540	10600.	74	18400	No
112	GOM_NL__2PRFIN20050906_134350_000000502040_00310_18400_6534.N1	06-SEP-2005 13:43:50	Dark	49.500	41	Eps Car	1.8600	4100.0	99	18400	No
113	GOM_NL__2PRFIN20050906_135424_000000372040_00311_18401_6519.N1	06-SEP-2005 13:54:24	Dark	36.500	135	Bet Hyi	2.8200	5800.0	73	18401	No
114	GOM_NL__2PRFIN20050906_135959_000000452040_00311_18401_6520.N1	06-SEP-2005 13:59:59	Straylight	44.500	148	Alp Tuc	2.8780	4100.0	89	18401	No
115	GOM_NL__2PRFIN20050906_140340_000000402040_00311_18401_6521.N1	06-SEP-2005 14:03:40	Straylight	39.500	31	Alp Gru	1.7340	15200.	79	18401	No
116	GOM_NL__2PRFIN20050906_140628_000000372040_00311_18401_6522.N1	06-SEP-2005 14:06:28	Straylight	37.000	172	Gam Gru	3.0030	13100.	74	18401	No
117	GOM_NL__2PRFIN20050906_141228_000000012040_00311_18401_6523.N1	06-SEP-2005 14:12:28	Dark	1.0000	142	49Del Cap	2.8500	8900.0	2	18401	Yes
118	GOM_NL__2PRFIN20050906_141533_000000382040_00311_18401_6524.N1	06-SEP-2005 14:15:33	Bright	37.500	154	22Bet Aqr	2.8990	5700.0	75	18401	No
119	GOM_NL__2PRFIN20050906_142653_000000382040_00311_18401_6525.N1	06-SEP-2005 14:26:53	Bright	37.500	92	53Eps Cyg	2.5000	4500.0	75	18401	No
120	GOM_NL__2PRFIN20050906_142851_000000382040_00311_18401_6526.N1	06-SEP-2005 14:28:51	Bright	37.500	66	37Gam Cyg	2.2080	5900.0	75	18401	No
121	GOM_NL__2PRFIN20050906_143045_000000352040_00311_18401_6527.N1	06-SEP-2005 14:30:45	Bright	35.000	144	18Del Cyg	2.8600	11000.	70	18401	No
122	GOM_NL__2PRFIN20050906_144243_000000342040_00311_18401_6528.N1	06-SEP-2005 14:42:43	Bright	33.500	60	7Bet UMi	2.0810	3950.0	67	18401	No
123	GOM_NL__2PRFIN20050906_144918_000000522040_00311_18401_6529.N1	06-SEP-2005 14:49:18	Bright	52.000	36	50Alp UMa	1.8000	6300.0	104	18401	No
124	GOM_NL__2PRFIN20050906_145041_000000392040_00311_18401_6530.N1	06-SEP-2005 14:50:41	Bright	39.000	82	48Bet UMa	2.3650	10600.	78	18401	No
125	GOM_NL__2PRFIN20050906_151512_000000372040_00311_18401_6531.N1	06-SEP-2005 15:15:12	Dark	36.500	132	15Rho Pup	2.8030	6900.0	73	18401	No
126	GOM_NL__2PRFIN20050906_151928_000000382040_00311_18401_6532.N1	06-SEP-2005 15:19:28	Dark	37.500	70	Zet Pup	2.2460	39000.	75	18401	No
127	GOM_NL__2PRFIN20050906_152300_000000392040_00311_18401_6533.N1	06-SEP-2005 15:23:00	Dark	38.500	46	Del Vel	1.9540	10600.	77	18401	No
128	GOM_NL__2PRFIN20050906_152426_000000482040_00311_18401_6534.N1	06-SEP-2005 15:24:26	Dark	48.000	41	Eps Car	1.8600	4100.0	96	18401	No
129	GOM_NL__2PRFIN20050906_153500_000000392040_00312_18402_6519.N1	06-SEP-2005 15:35:00	Dark	38.500	135	Bet Hyi	2.8200	5800.0	77	18402	No
130	GOM_NL__2PRFIN20050906_154035_000000442040_00312_18402_6520.N1	06-SEP-2005 15:40:35	Straylight	43.500	148	Alp Tuc	2.8780	4100.0	87	18402	No
131	GOM_NL__2PRFIN20050906_154347_000000062040_00312_18402_6521.N1	06-SEP-2005 15:43:47	Straylight	6.0000	63	Bet Gru	2.1500	2800.0	12	18402	No
132	GOM_NL__2PRFIN20050906_154416_000000402040_00312_18402_6522.N1	06-SEP-2005 15:44:16	Straylight	40.000	31	Alp Gru	1.7340	15200.	80	18402	No
133	GOM_NL__2PRFIN20050906_154704_000000372040_00312_18402_6523.N1	06-SEP-2005 15:47:04	Straylight	36.500	172	Gam Gru	3.0030	13100.	73	18402	No
134	GOM_NL__2PRFIN20050906_155304_000000182040_00312_18402_6524.N1	06-SEP-2005 15:53:04	Tw_i_and_stray	18.000	142	49Del Cap	2.8500	8900.0	36	18402	No
135	GOM_NL__2PRFIN20050906_155609_000000372040_00312_18402_6525.N1	06-SEP-2005 15:56:09	Bright	37.000	154	22Bet Aqr	2.8990	5700.0	74	18402	No
136	GOM_NL__2PRFIN20050906_160729_000000362040_00312_18402_6526.N1	06-SEP-2005 16:07:29	Bright	36.000	92	53Eps Cyg	2.5000	4500.0	72	18402	No
137	GOM_NL__2PRFIN20050906_160927_000000372040_00312_18402_6527.N1	06-SEP-2005 16:09:27	Bright	37.000	66	37Gam Cyg	2.2080	5900.0	74	18402	No
138	GOM_NL__2PRFIN20050906_161121_000000372040_00312_18402_6528.N1	06-SEP-2005 16:11:21	Bright	36.500	144	18Del Cyg	2.8600	11000.	73	18402	No
139	GOM_NL__2PRFIN20050906_162320_000000362040_00312_18402_6529.N1	06-SEP-2005 16:23:20	Bright	36.000	60	7Bet UMi	2.0810	3950.0	72	18402	No
140	GOM_NL__2PRFIN20050906_162954_000000352040_00312_18402_6530.N1	06-SEP-2005 16:29:54	Bright	34.500	36	50Alp UMa	1.8000	6300.0	69	18402	No
141	GOM_NL__2PRFIN20050906_163118_000000402040_00312_18402_6531.N1	06-SEP-2005 16:31:18	Bright	40.000	82	48Bet UMa	2.3650	10600.	80	18402	No
142	GOM_NL__2PRFIN20050906_165549_000000402040_00312_18402_6532.N1	06-SEP-2005 16:55:49	Dark	39.500	132	15Rho Pup	2.8030	6900.0	79	18402	No
143	GOM_NL__2PRFIN20050906_170004_000000372040_00312_18402_6533.N1	06-SEP-2005 17:00:04	Dark	37.000	70	Zet Pup	2.2460	39000.	74	18402	No
144	GOM_NL__2PRFIN20050906_170336_000000392040_00312_18402_6534.N1	06-SEP-2005 17:03:36	Dark	38.500	46	Del Vel	1.9540	10600.	77	18402	No
145	GOM_NL__2PRFIN20050906_170503_000000482040_00312_18402_6535.N1	06-SEP-2005 17:05:03	Dark	48.000	41	Eps Car	1.8600	4100.0	96	18402	No
146	GOM_NL__2PRFIN20050906_171536_000000372040_00313_18403_6519.N1	06-SEP-2005 17:15:36	Dark	37.000	135	Bet Hyi	2.8200	5800.0	74	18403	No
147	GOM_NL__2PRFIN20050906_172111_000000382040_00313_18403_6520.N1	06-SEP-2005 17:21:11	Straylight	37.500	148	Alp Tuc	2.8780	4100.0	75	18403	No
148	GOM_NL__2PRFIN20050906_172424_000000062040_00313_18403_6521.N1	06-SEP-2005 17:24:24	Straylight	6.0000	63	Bet Gru	2.1500	2800.0	12	18403	No
149	GOM_NL__2PRFIN20050906_172452_000000382040_00313_18403_6522.N1	06-SEP-2005 17:24:52	Straylight	37.500	31	Alp Gru	1.7340	15200.	75	18403	No
150	GOM_NL__2PRFIN20050906_172741_000000382040_00313_18403_6523.N1	06-SEP-2005 17:27:41	Straylight	38.000	172	Gam Gru	3.0030	13100.	76	18403	No
151	GOM_NL__2PRFIN20050906_173340_000000182040_00313_18403_6524.N1	06-SEP-2005 17:33:40	Tw_i_and_stray	18.000	142	49Del Cap	2.8500	8900.0	36	18403	No
152	GOM_NL__2PRFIN20050906_173645_000000372040_00313_18403_6525.N1	06-SEP-2005 17:36:45	Bright	37.000	154	22Bet Aqr	2.8990	5700.0	74	18403	No
153	GOM_NL__2PRFIN20050906_174805_000000372040_00313_18403_6526.N1	06-SEP-2005 17:48:05	Bright	37.000	92	53Eps Cyg	2.5000	4500.0	74	18403	No
154	GOM_NL__2PRFIN20050906_175003_000000362040_00313_18403_6527.N1	06-SEP-2005 17:50:03	Bright	36.000	66	37Gam Cyg	2.2080	5900.0	72	18403	No
155	GOM_NL__2PRFIN20050906_175157_000000362040_00313_18403_6528.N1	06-SEP-2005 17:51:57	Bright	36.000	144	18Del Cyg	2.8600	11000.	72	18403	No
156	GOM_NL__2PRFIN20050906_180356_000000372040_00313_18403_6529.N1	06-SEP-2005 18:03:56	Bright	37.000	60	7Bet UMi	2.0810	3950.0	74	18403	No
157	GOM_NL__2PRFIN20050906_181030_000000412040_00313_18403_6530.N1	06-SEP-2005 18:10:30	Bright	40.500	36	50Alp UMa	1.8000	6300.0	81	18403	No
158	GOM_NL__2PRFIN20050906_181154_000000342040_00313_18403_6531.N1	06-SEP-2005 18:11:54	Bright	34.000	82	48Bet UMa	2.3650	10600.	68	18403	No
159	GOM_NL__2PRFIN20050906_183625_000000392040_00313_18403_6532.N1	06-SEP-2005 18:36:25	Dark	39.000	132	15Rho Pup	2.8030	6900.0	78	18403	No
160	GOM_NL__2PRFIN20050906_184040_000000392040_00313_18403_6533.N1	06-SEP-2005 18:40:40	Dark	39.000	70	Zet Pup	2.2460	39000.	78	18403	No

161	GOM_NL__2PRFIN20050906_184412_000000382040_00313_18403_6534.N1	06-SEP-2005 18:44:12	Dark	37.500	46	Del Vel	1.9540	10600.	75	18403	No
162	GOM_NL__2PRFIN20050906_184539_000000392040_00313_18403_6535.N1	06-SEP-2005 18:45:39	Dark	38.500	41	Eps Car	1.8600	4100.0	77	18403	No
163	GOM_NL__2PRFIN20050906_185612_000000372040_00314_18404_6539.N1	06-SEP-2005 18:56:12	Dark	37.000	135	Bet Hyi	2.8200	5800.0	74	18404	No
164	GOM_NL__2PRFIN20050906_190147_000000462040_00314_18404_6540.N1	06-SEP-2005 19:01:47	Straylight	45.500	148	Alp Tuc	2.8780	4100.0	91	18404	No
165	GOM_NL__2PRFIN20050906_190529_000000392040_00314_18404_6541.N1	06-SEP-2005 19:05:29	Straylight	38.500	31	Alp Gru	1.7340	15200.	77	18404	No
166	GOM_NL__2PRFIN20050906_190817_000000392040_00314_18404_6542.N1	06-SEP-2005 19:08:17	Straylight	38.500	172	Gam Gru	3.0030	13100.	77	18404	No
167	GOM_NL__2PRFIN20050906_191416_000000352040_00314_18404_6543.N1	06-SEP-2005 19:14:16	Bright	35.000	142	49Del Cap	2.8500	8900.0	70	18404	No
168	GOM_NL__2PRFIN20050906_191721_000000362040_00314_18404_6544.N1	06-SEP-2005 19:17:21	Bright	36.000	154	22Bet Aqr	2.8990	5700.0	72	18404	No
169	GOM_NL__2PRFIN20050906_192841_000000332040_00314_18404_6545.N1	06-SEP-2005 19:28:41	Bright	33.000	92	53Eps Cyg	2.5000	4500.0	66	18404	No
170	GOM_NL__2PRFIN20050906_193040_000000382040_00314_18404_6546.N1	06-SEP-2005 19:30:40	Bright	37.500	66	37Gam Cyg	2.2080	5900.0	75	18404	No
171	GOM_NL__2PRFIN20050906_193233_000000362040_00314_18404_6547.N1	06-SEP-2005 19:32:33	Bright	36.000	144	18Del Cyg	2.8600	11000.	72	18404	No
172	GOM_NL__2PRFIN20050906_194432_000000382040_00314_18404_6548.N1	06-SEP-2005 19:44:32	Bright	38.000	60	7Bet UMi	2.0810	3950.0	76	18404	No
173	GOM_NL__2PRFIN20050906_195106_000000352040_00314_18404_6549.N1	06-SEP-2005 19:51:06	Bright	34.500	36	50Alp UMa	1.8000	6300.0	69	18404	No
174	GOM_NL__2PRFIN20050906_195230_000000342040_00314_18404_6550.N1	06-SEP-2005 19:52:30	Bright	34.000	82	48Bet UMa	2.3650	10600.	68	18404	No
175	GOM_NL__2PRFIN20050906_201701_000000412040_00314_18404_6551.N1	06-SEP-2005 20:17:01	Dark	40.500	132	15Rho Pup	2.8030	6900.0	81	18404	No
176	GOM_NL__2PRFIN20050906_202116_000000392040_00314_18404_6552.N1	06-SEP-2005 20:21:16	Dark	39.000	70	Zet Pup	2.2460	39000.	78	18404	No
177	GOM_NL__2PRFIN20050906_202448_000000362040_00314_18404_6553.N1	06-SEP-2005 20:24:48	Dark	36.000	46	Del Vel	1.9540	10600.	72	18404	No
178	GOM_NL__2PRFIN20050906_202615_000000402040_00314_18404_6554.N1	06-SEP-2005 20:26:15	Dark	40.000	41	Eps Car	1.8600	4100.0	80	18404	No
179	GOM_NL__2PRFIN20050906_203649_000000372040_00315_18405_6539.N1	06-SEP-2005 20:36:49	Dark	37.000	135	Bet Hyi	2.8200	5800.0	74	18405	No
180	GOM_NL__2PRFIN20050906_204224_000000402040_00315_18405_6540.N1	06-SEP-2005 20:42:24	Straylight	40.000	148	Alp Tuc	2.8780	4100.0	80	18405	No
181	GOM_NL__2PRFIN20050906_204605_000000392040_00315_18405_6541.N1	06-SEP-2005 20:46:05	Straylight	39.000	31	Alp Gru	1.7340	15200.	78	18405	No
182	GOM_NL__2PRFIN20050906_204853_000000372040_00315_18405_6542.N1	06-SEP-2005 20:48:53	Straylight	37.000	172	Gam Gru	3.0030	13100.	74	18405	No
183	GOM_NL__2PRFIN20050906_205452_000000352040_00315_18405_6543.N1	06-SEP-2005 20:54:52	Bright	35.000	142	49Del Cap	2.8500	8900.0	70	18405	No
184	GOM_NL__2PRFIN20050906_205757_000000372040_00315_18405_6544.N1	06-SEP-2005 20:57:57	Bright	36.500	154	22Bet Aqr	2.8990	5700.0	73	18405	No
185	GOM_NL__2PRFIN20050906_210917_000000342040_00315_18405_6545.N1	06-SEP-2005 21:09:17	Bright	34.000	92	53Eps Cyg	2.5000	4500.0	68	18405	No
186	GOM_NL__2PRFIN20050906_211116_000000342040_00315_18405_6546.N1	06-SEP-2005 21:11:16	Bright	34.000	66	37Gam Cyg	2.2080	5900.0	68	18405	No
187	GOM_NL__2PRFIN20050906_211310_000000362040_00315_18405_6547.N1	06-SEP-2005 21:13:10	Bright	36.000	144	18Del Cyg	2.8600	11000.	72	18405	No
188	GOM_NL__2PRFIN20050906_212508_000000342040_00315_18405_6548.N1	06-SEP-2005 21:25:08	Bright	34.000	60	7Bet UMi	2.0810	3950.0	68	18405	No
189	GOM_NL__2PRFIN20050906_213142_000000372040_00315_18405_6549.N1	06-SEP-2005 21:31:42	Bright	37.000	36	50Alp UMa	1.8000	6300.0	74	18405	No
190	GOM_NL__2PRFIN20050906_213306_000000412040_00315_18405_6550.N1	06-SEP-2005 21:33:06	Bright	40.500	82	48Bet UMa	2.3650	10600.	81	18405	No
191	GOM_NL__2PRFIN20050906_215737_000000382040_00315_18405_6551.N1	06-SEP-2005 21:57:37	Dark	38.000	132	15Rho Pup	2.8030	6900.0	76	18405	No
192	GOM_NL__2PRFIN20050906_220152_000000412040_00315_18405_6552.N1	06-SEP-2005 22:01:52	Dark	40.500	70	Zet Pup	2.2460	39000.	81	18405	No
193	GOM_NL__2PRFIN20050906_220524_000000412040_00315_18405_6553.N1	06-SEP-2005 22:05:24	Dark	40.500	46	Del Vel	1.9540	10600.	81	18405	No
194	GOM_NL__2PRFIN20050906_220651_000000472040_00315_18405_6554.N1	06-SEP-2005 22:06:51	Dark	46.500	41	Eps Car	1.8600	4100.0	93	18405	No
195	GOM_NL__2PRFIN20050906_221725_000000372040_00316_18406_6539.N1	06-SEP-2005 22:17:25	Dark	37.000	135	Bet Hyi	2.8200	5800.0	74	18406	No
196	GOM_NL__2PRFIN20050906_222300_000000432040_00316_18406_6540.N1	06-SEP-2005 22:23:00	Straylight	42.500	148	Alp Tuc	2.8780	4100.0	85	18406	No
197	GOM_NL__2PRFIN20050906_222641_000000402040_00316_18406_6541.N1	06-SEP-2005 22:26:41	Straylight	39.500	31	Alp Gru	1.7340	15200.	79	18406	No
198	GOM_NL__2PRFIN20050906_222929_000000382040_00316_18406_6542.N1	06-SEP-2005 22:29:29	Straylight	37.500	172	Gam Gru	3.0030	13100.	75	18406	No
199	GOM_NL__2PRFIN20050906_223528_000000392040_00316_18406_6543.N1	06-SEP-2005 22:35:28	Bright	38.500	142	49Del Cap	2.8500	8900.0	77	18406	No
200	GOM_NL__2PRFIN20050906_223833_000000362040_00316_18406_6544.N1	06-SEP-2005 22:38:33	Bright	36.000	154	22Bet Aqr	2.8990	5700.0	72	18406	No
201	GOM_NL__2PRFIN20050906_224953_000000382040_00316_18406_6545.N1	06-SEP-2005 22:49:53	Bright	37.500	92	53Eps Cyg	2.5000	4500.0	75	18406	No
202	GOM_NL__2PRFIN20050906_225152_000000342040_00316_18406_6546.N1	06-SEP-2005 22:51:52	Bright	34.000	66	37Gam Cyg	2.2080	5900.0	68	18406	No
203	GOM_NL__2PRFIN20050906_225346_000000372040_00316_18406_6547.N1	06-SEP-2005 22:53:46	Bright	36.500	144	18Del Cyg	2.8600	11000.	73	18406	No
204	GOM_NL__2PRFIN20050906_230545_000000352040_00316_18406_6548.N1	06-SEP-2005 23:05:45	Bright	34.500	60	7Bet UMi	2.0810	3950.0	69	18406	No
205	GOM_NL__2PRFIN20050906_231218_000000372040_00316_18406_6549.N1	06-SEP-2005 23:12:18	Bright	37.000	36	50Alp UMa	1.8000	6300.0	74	18406	No
206	GOM_NL__2PRFIN20050906_231342_000000512040_00316_18406_6550.N1	06-SEP-2005 23:13:42	Bright	51.000	82	48Bet UMa	2.3650	10600.	102	18406	No
207	GOM_NL__2PRFIN20050906_233813_000000382040_00316_18406_6551.N1	06-SEP-2005 23:38:13	Dark	38.000	132	15Rho Pup	2.8030	6900.0	76	18406	No
208	GOM_NL__2PRFIN20050906_234229_000000392040_00316_18406_6552.N1	06-SEP-2005 23:42:29	Dark	39.000	70	Zet Pup	2.2460	39000.	78	18406	No
209	GOM_NL__2PRFIN20050906_234600_000000412040_00316_18406_6553.N1	06-SEP-2005 23:46:00	Dark	41.000	46	Del Vel	1.9540	10600.	82	18406	No
210	GOM_NL__2PRFIN20050906_234727_000000422040_00316_18406_6554.N1	06-SEP-2005 23:47:27	Dark	42.000	41	Eps Car	1.8600	4100.0	84	18406	No
211	GOM_NL__2PRFIN20050906_235801_000000382040_00317_18407_6539.N1	06-SEP-2005 23:58:01	Dark	38.000	135	Bet Hyi	2.8200	5800.0	76	18407	No

3. Quality information per product

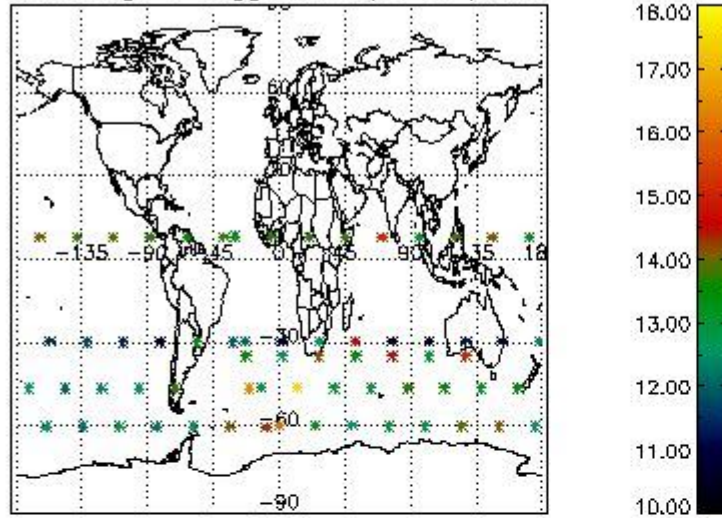
In this section it is plotted some information contained in the Quality Summary data set of the level 2 products. Only products in dark limb conditions and without errors (error flag in the MPH set to "0") are used.

3.1 Plot quality information per product (time dependant)

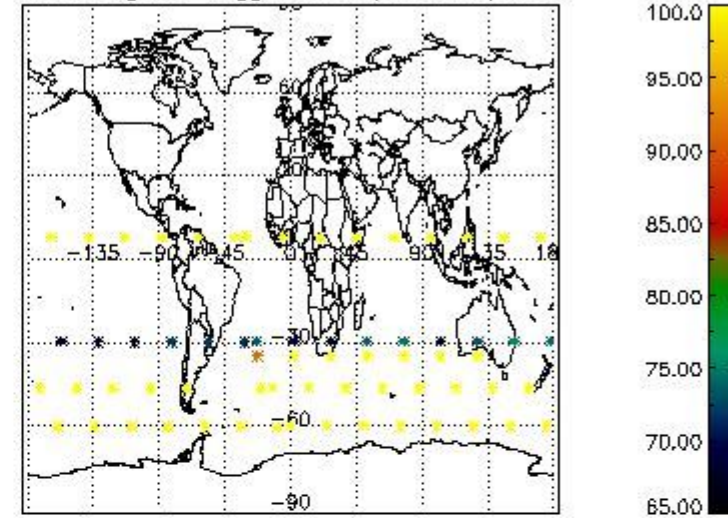


3.2 Plot quality information per product (world map)

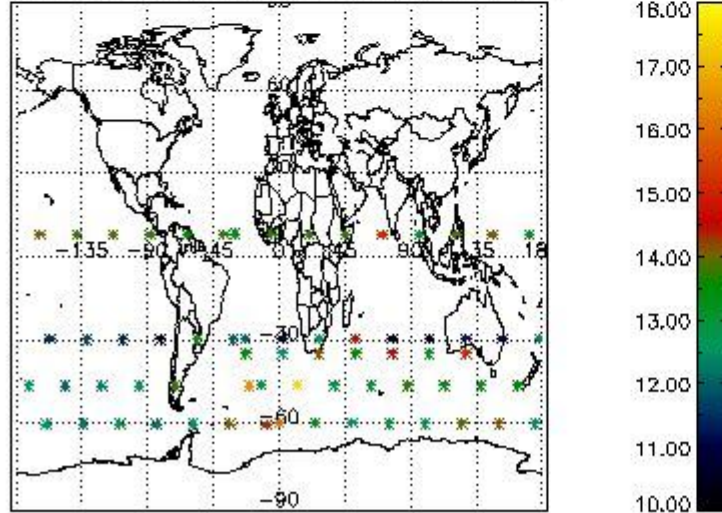
Percentage of flagged data per O3 profile



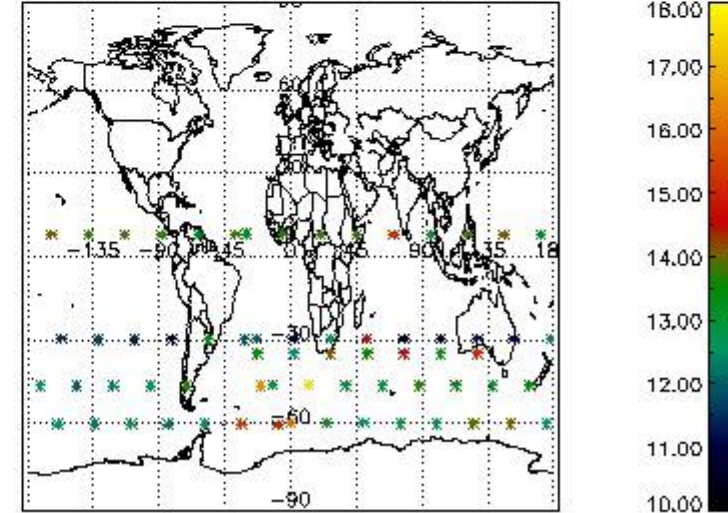
Percentage of flagged data per H2O profile



Percentage of flagged data per NO2 profile



Percentage of flagged data per NO3 profile

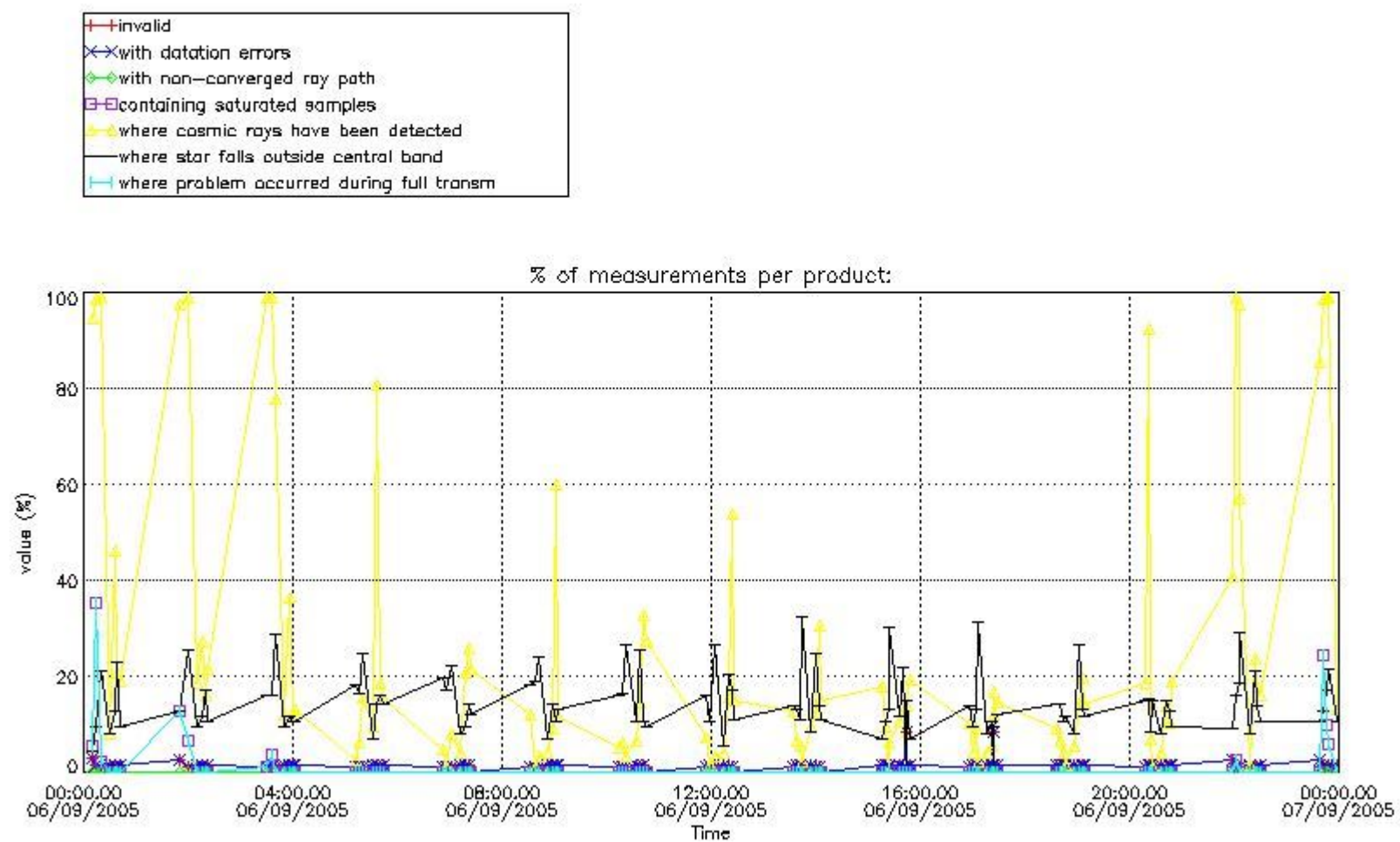


4. Level 1 quality information per product

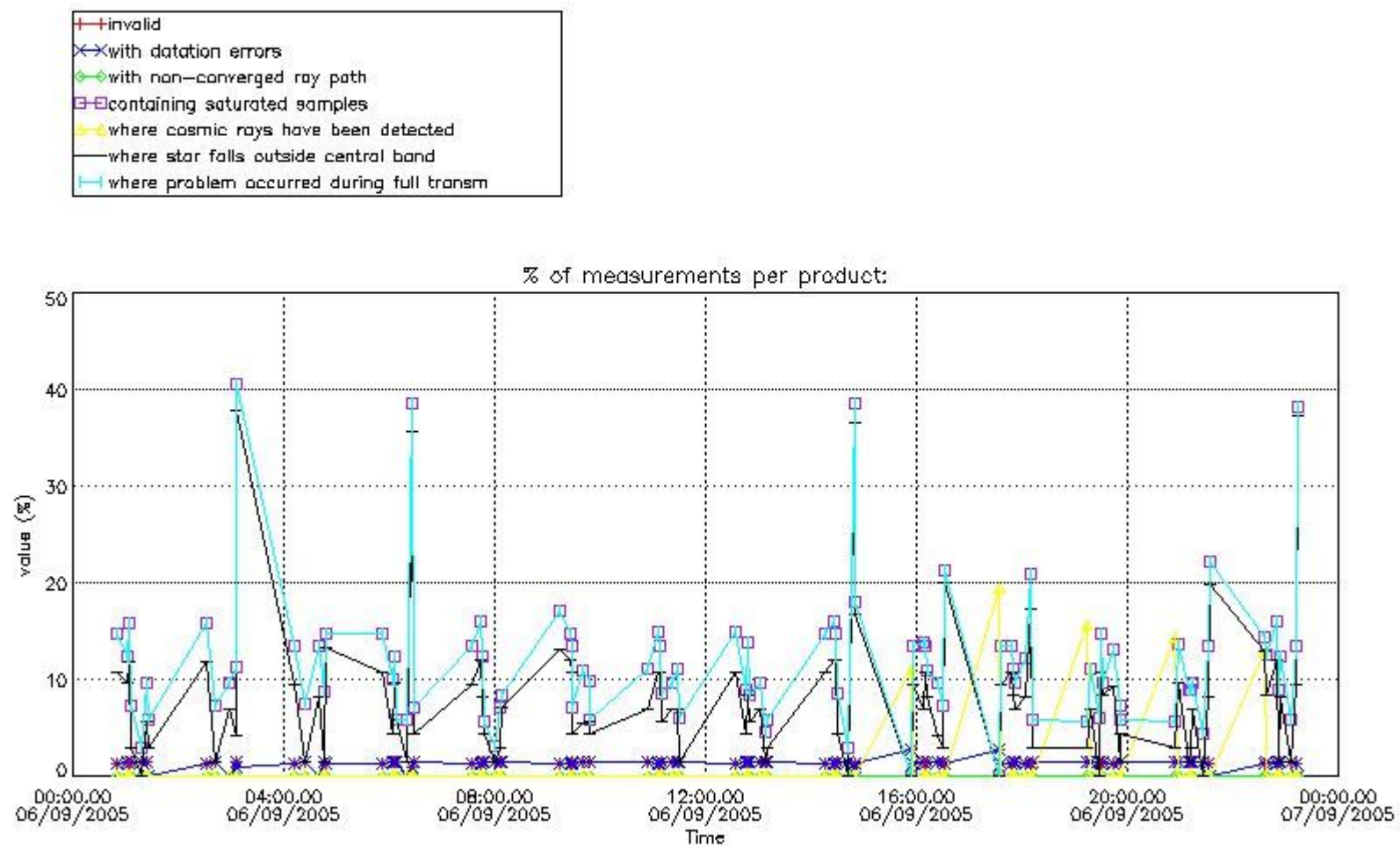
In this section it is plotted some information contained in the Quality Summary data set of the level 2 products that comes from the level 1b processing. Products without errors (error flag in the MPH set to "0") are used.

4.1 Plot quality information per product (time dependant) coming from level 1b processing

4.1.1 Plot level 1 quality information per product (time dependant): ENVISAT ASCENDING passes



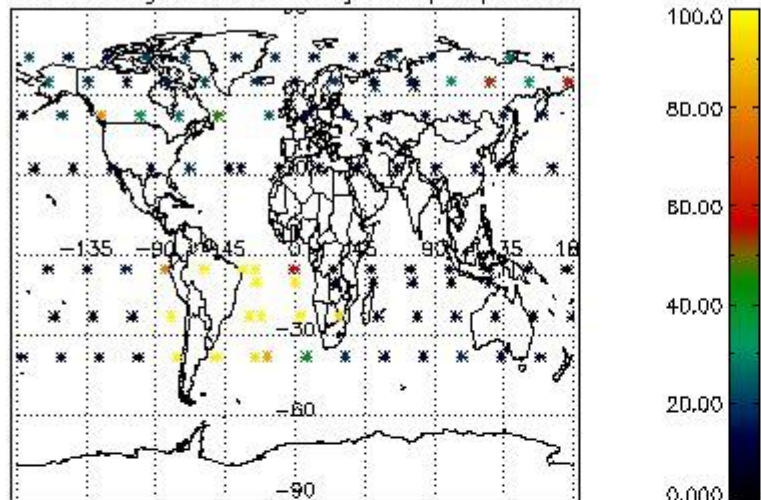
4.1.2 Plot level 1 quality information per product (time dependant): ENVI SAT DESCENDING passes



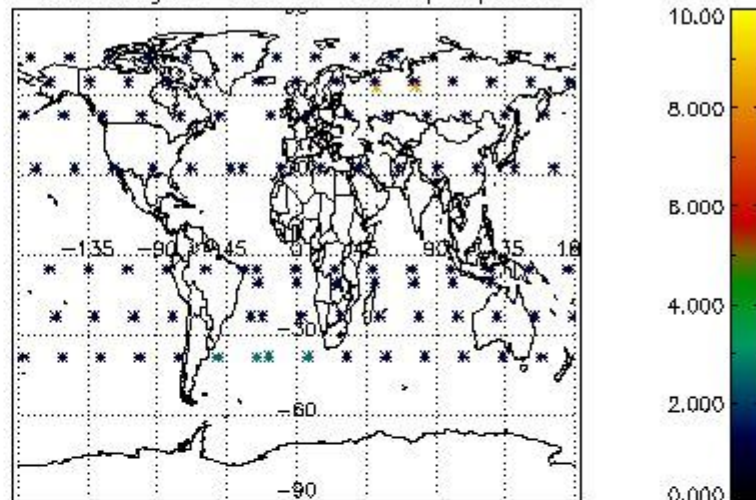
4.2 Plot quality information per product coming from level 1b processing (world map)

4.2.1 Plot level 1 quality information per product (world map): ENVISAT ASCENDING passes

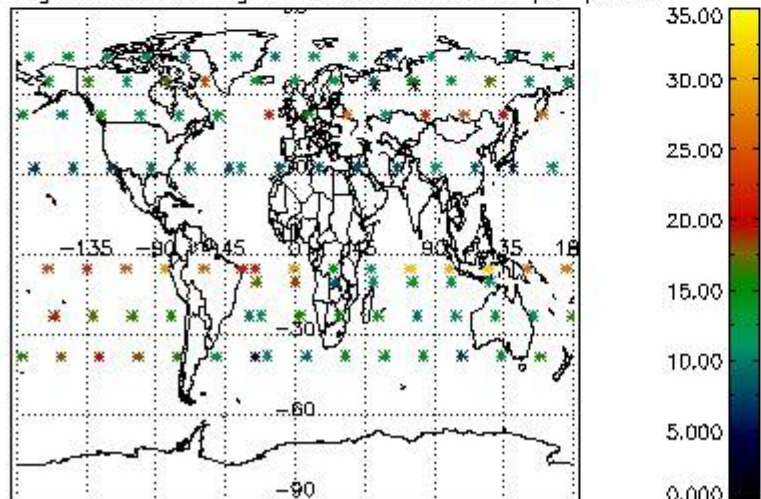
Percentage of cosmic ray hits per profile



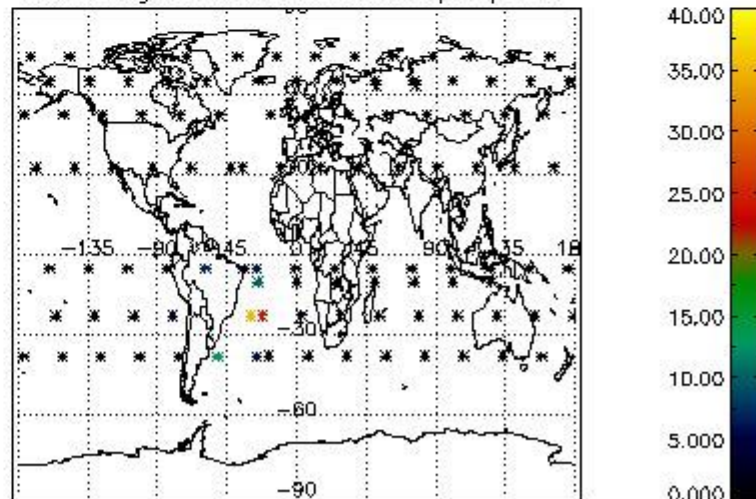
Percentage of datation errors per profile



Percentage of star falling outside central band per profile

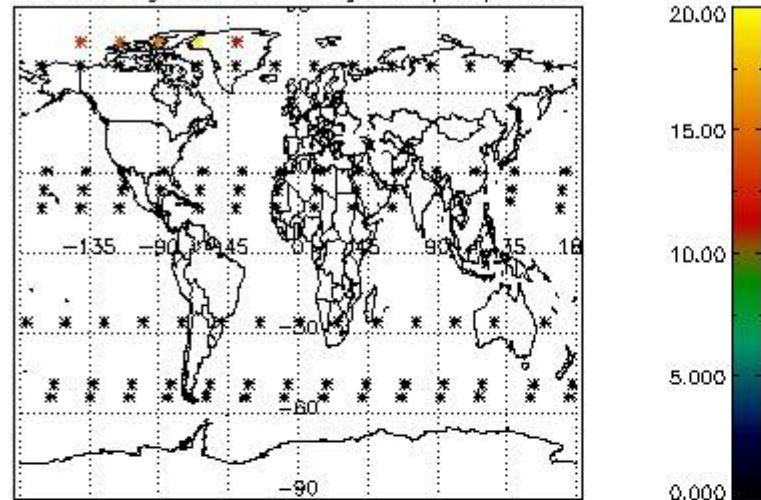


Percentage of saturation errors per profile

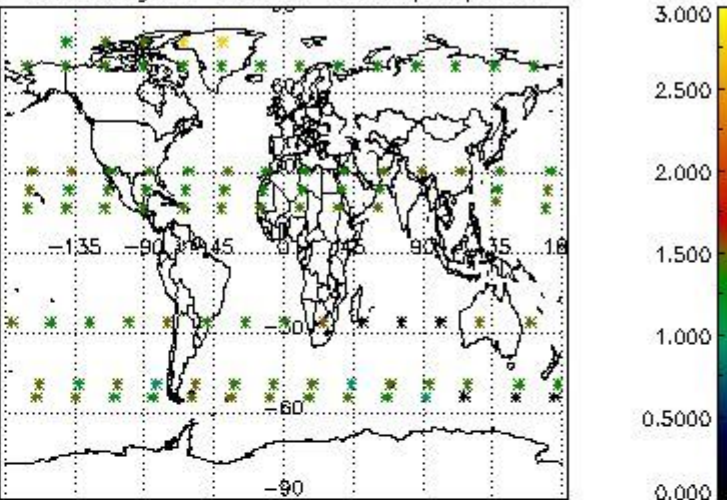


4.2.2 Plot level 1 quality information per product (world map): ENVISAT DESCENDING passes

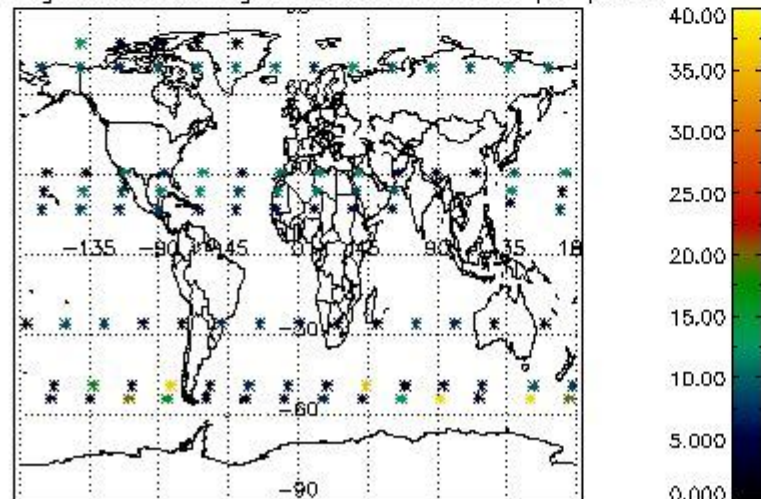
Percentage of cosmic ray hits per profile



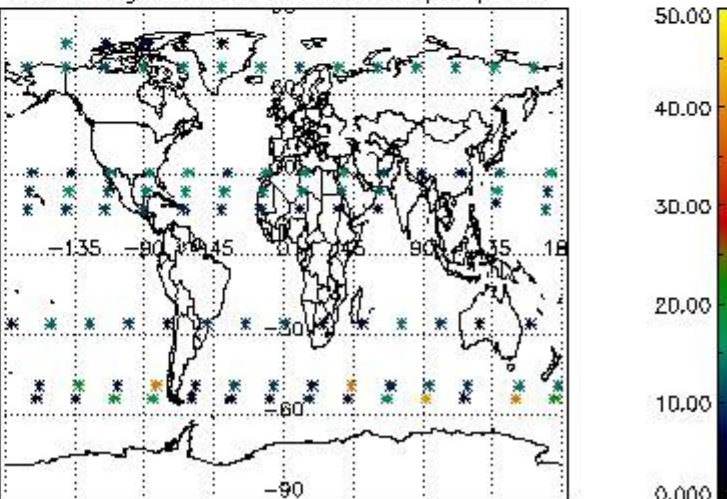
Percentage of datation errors per profile



Percentage of star falling outside central band per profile



Percentage of saturation errors per profile



5. Trace gas profiles

5.1 Ozone statistics based on quality of products

The final quality of the products can be "measured" using the STD (Standard Deviation) attached to every point profile. This information is written to the parameter GOM_NL__2P/NL_LOCAL_SPECIES_DENSITY/o3_std of the level 2 products. The table below shows the statistics for given STD ranges.

The statistics are given with respect to the overall valid production:

- Products without fatal errors: GOM_NL__2P/MPH/PRODUCT_ERR=0
- Valid point profile: GOM_NL__2P/NL_LOCAL_SPECIES_DENSITY/pcd(0)=0

The 'Criteria' is applied to valid points of dark limb products:

- Products in dark limb illumination condition: GOM_NL__2P/NL_SUMMARY_QUALITY/obs_ill_cond=0
- Products without fatal errors: GOM_NL__2P/MPH/PRODUCT_ERR=0
- Valid point profile: GOM_NL__2P/NL_LOCAL_SPECIES_DENSITY/pcd(0)=0

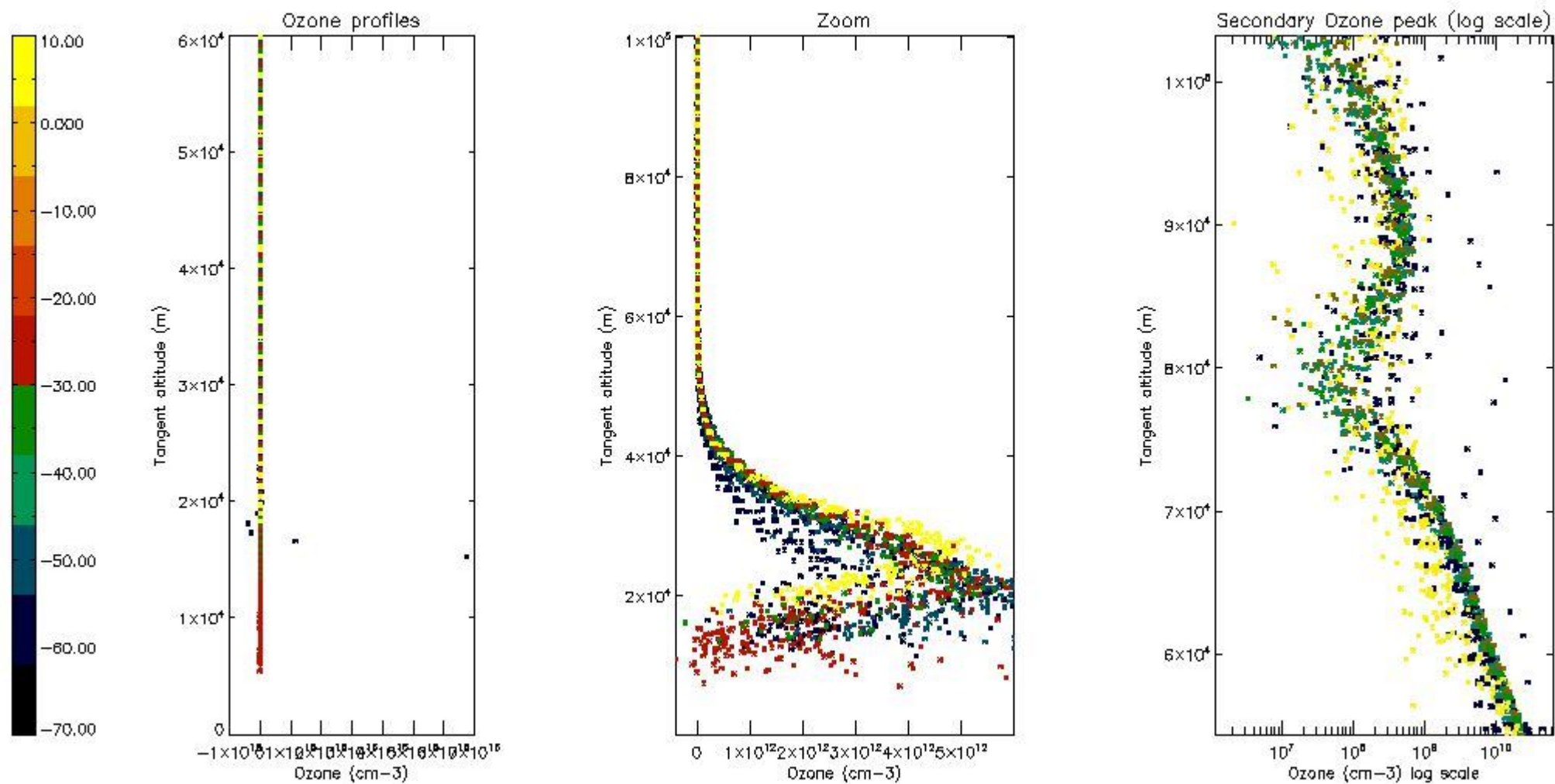
So, the table below shows the percentage of dark limb and valid observations for each criteria with respect to the overall valid daily observations.

Criteria	% of total production
All STD	34
STD < 20	18

STD < 10	13
STD < 5	5

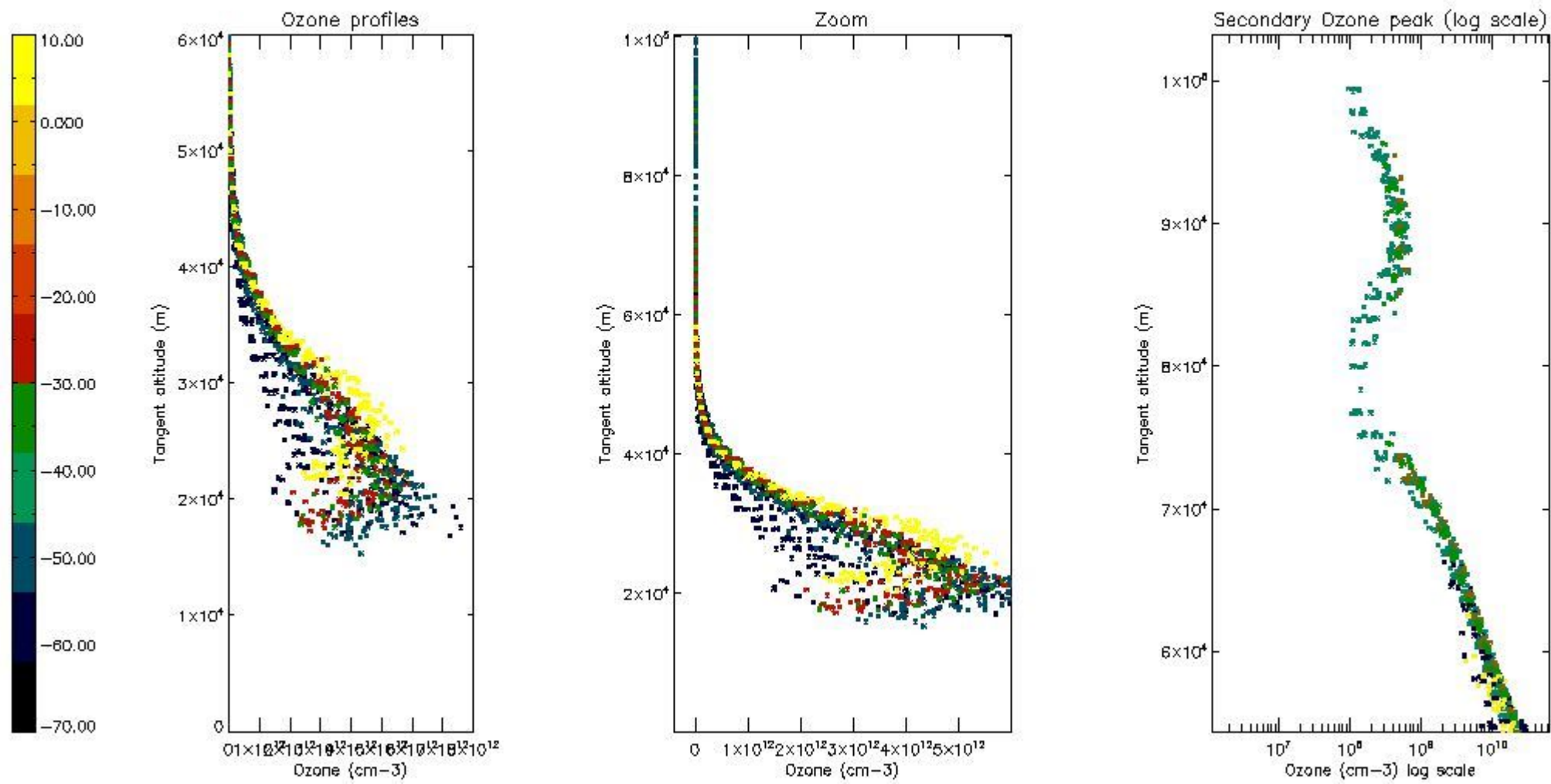
5.2 Plot ozone profiles for all STD (dark without errors)

The colorbar represents the latitude.



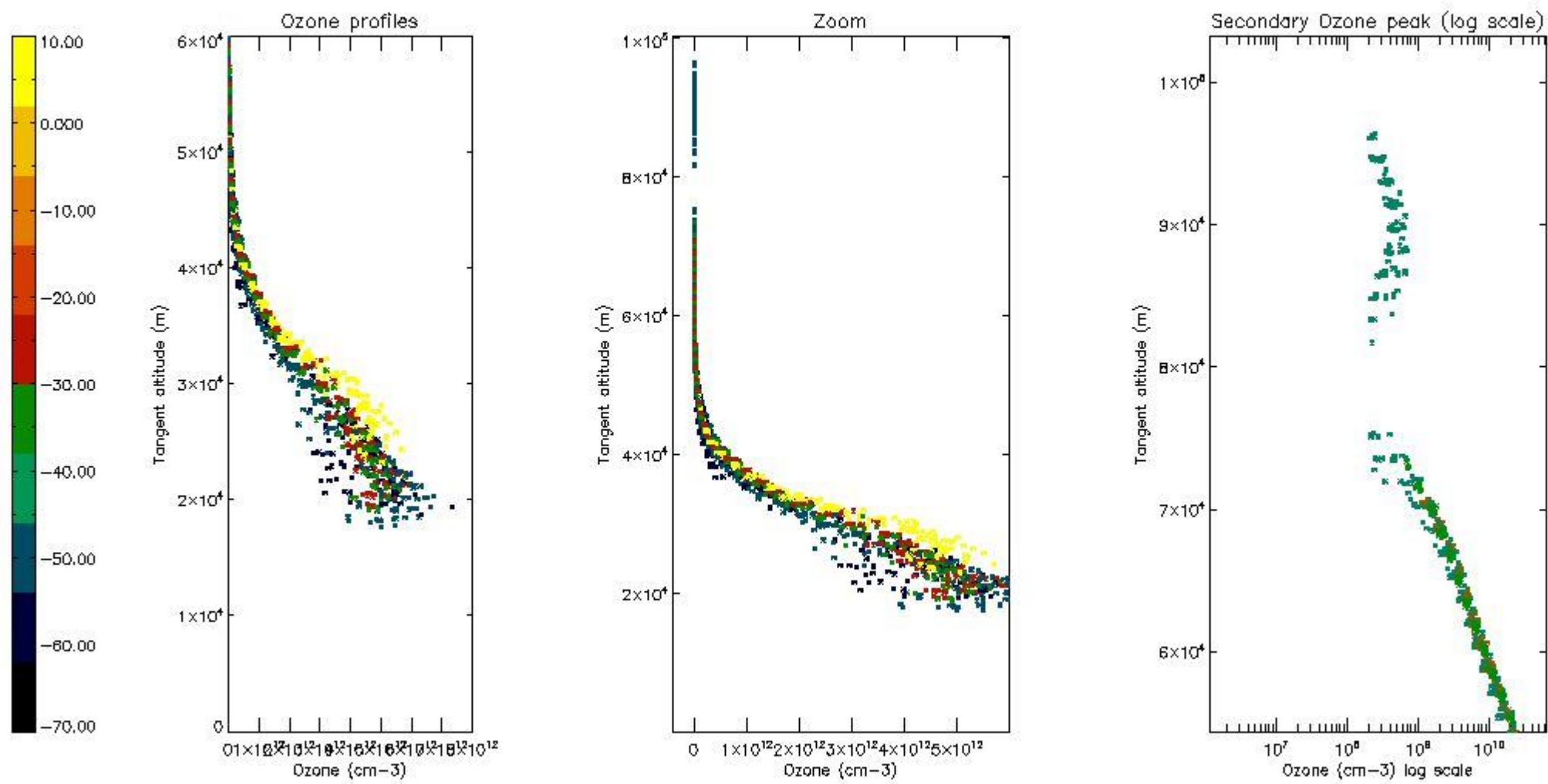
5.3 Plot ozone profiles where STD < 20% (dark without errors)

The colorbar represents the latitude.



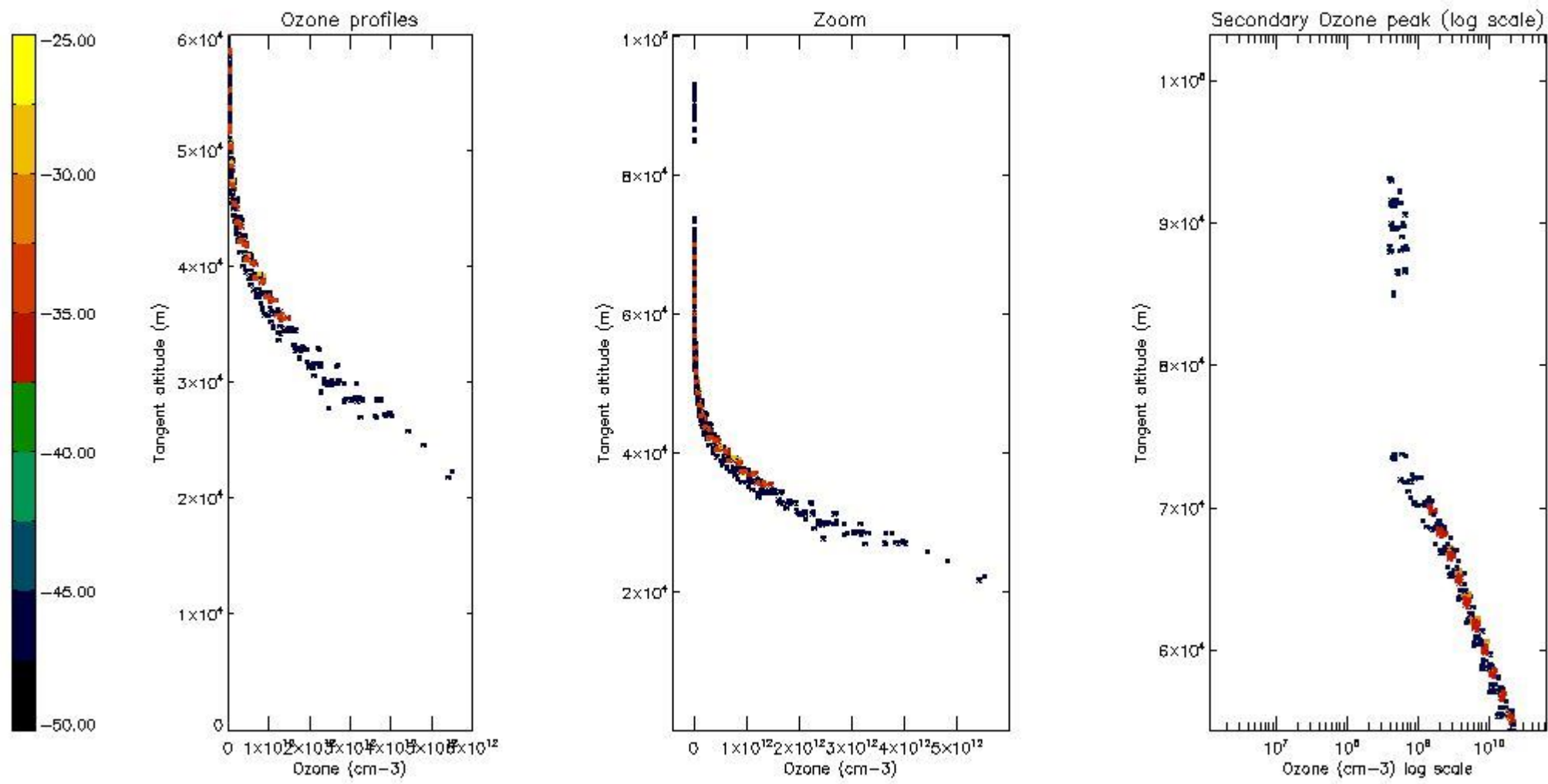
5.4 Plot ozone profiles where STD < 10% (dark without errors)

The colorbar represents the latitude.



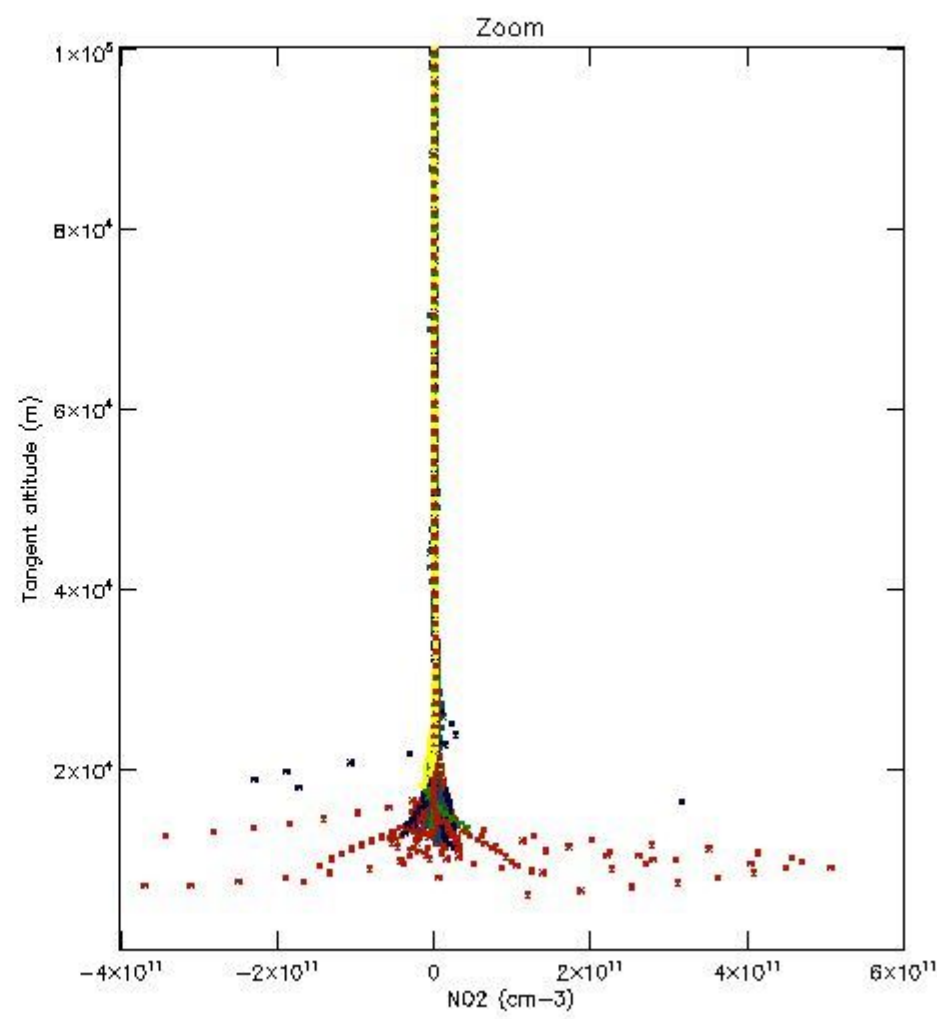
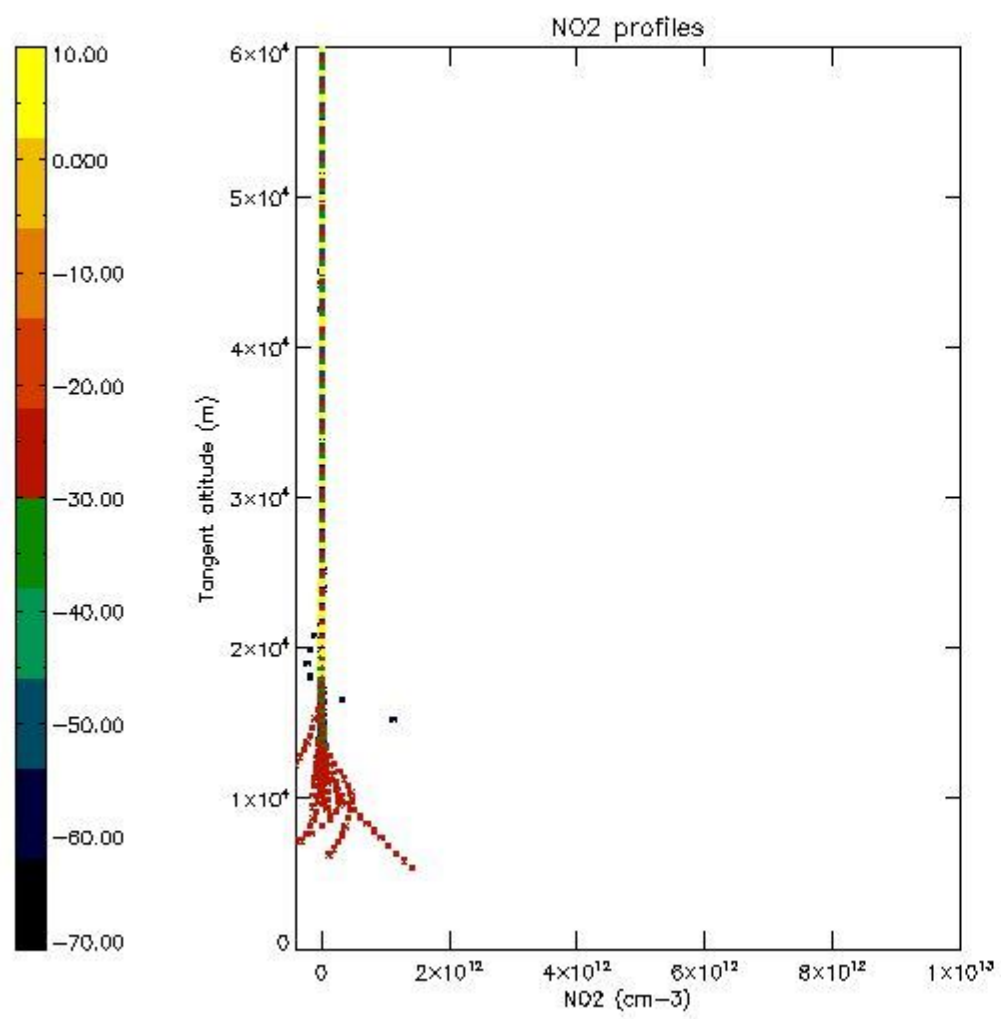
5.5 Plot ozone profiles where STD < 5% (dark without errors)

The colorbar represents the latitude.



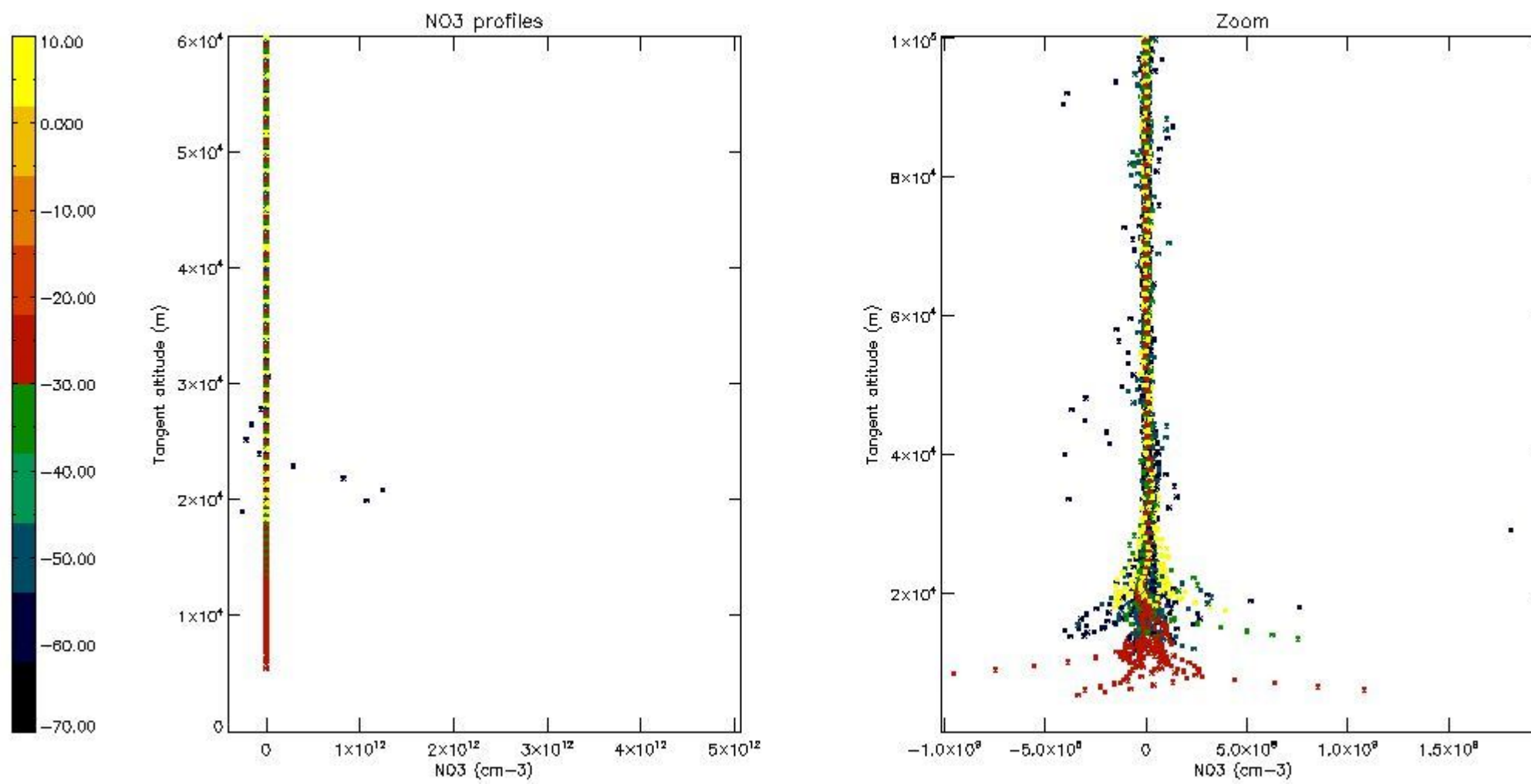
5.6 Plot NO₂ profiles for all STD (dark without errors)

The colorbar represents the latitude.



5.7 Plot NO3 profiles for all STD (dark without errors)

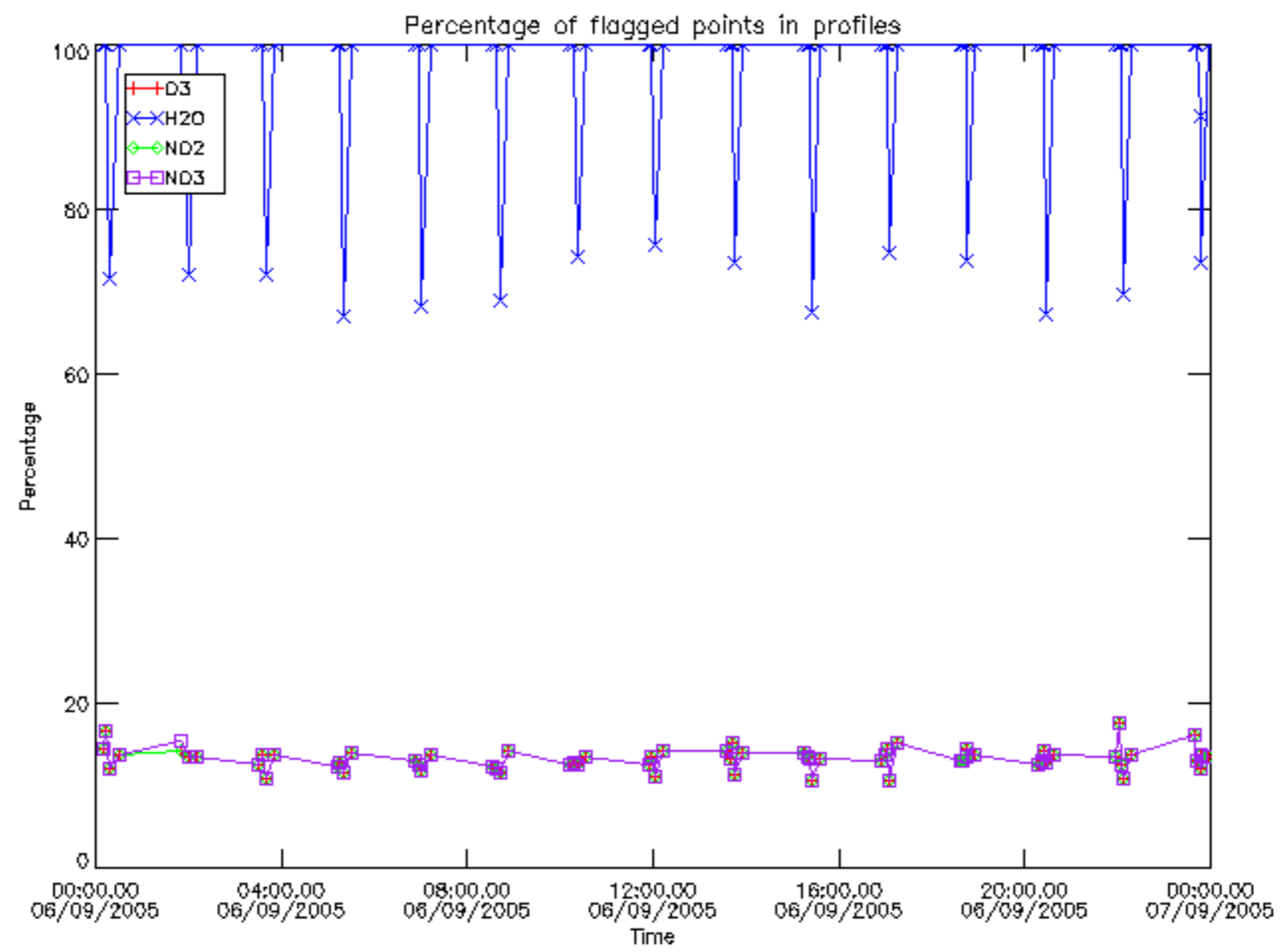
The colorbar represents the latitude.



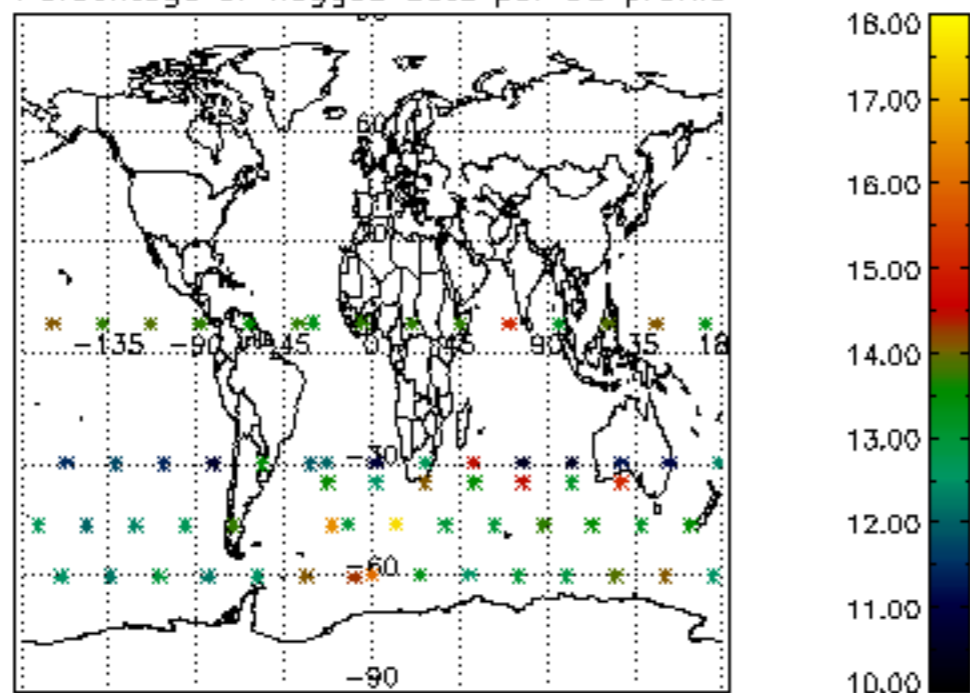
6. Auxiliary Data Files used for the production reported in section 2

The number reported in the third column indicates since which file (see list in section 2) the corresponding auxiliary file has been used. The fourth column is the date of those product files.

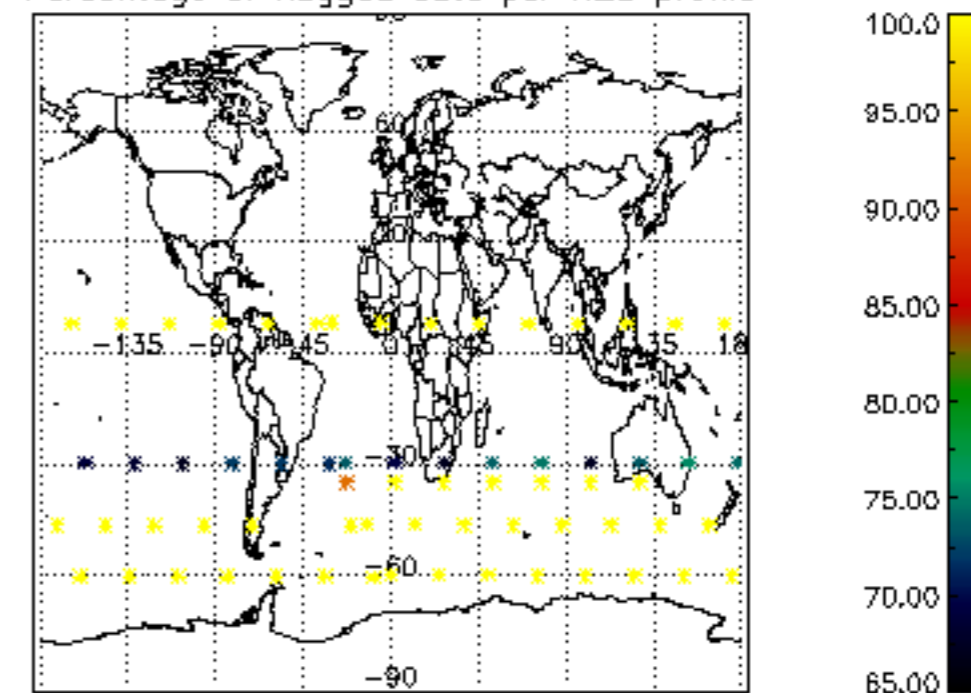
Type	Auxiliary Filename	Used since product	Used since product date
INST_PHYS_CHARACTERISTICS	GOM_INS_AXVIEC20091111_143220_20030716_120000_20500101_000000	1	06-SEP-2005 00:09:46
LEVEL-2_PROC_CONFIG	GOM_PR2_AXVIEC20091111_152718_20020301_000000_20500101_000000	1	06-SEP-2005 00:09:46
CROSS_SECTIONS_FILE	GOM_CRS_AXVIEC20091111_154832_20020301_000000_20500101_000000	1	06-SEP-2005 00:09:46



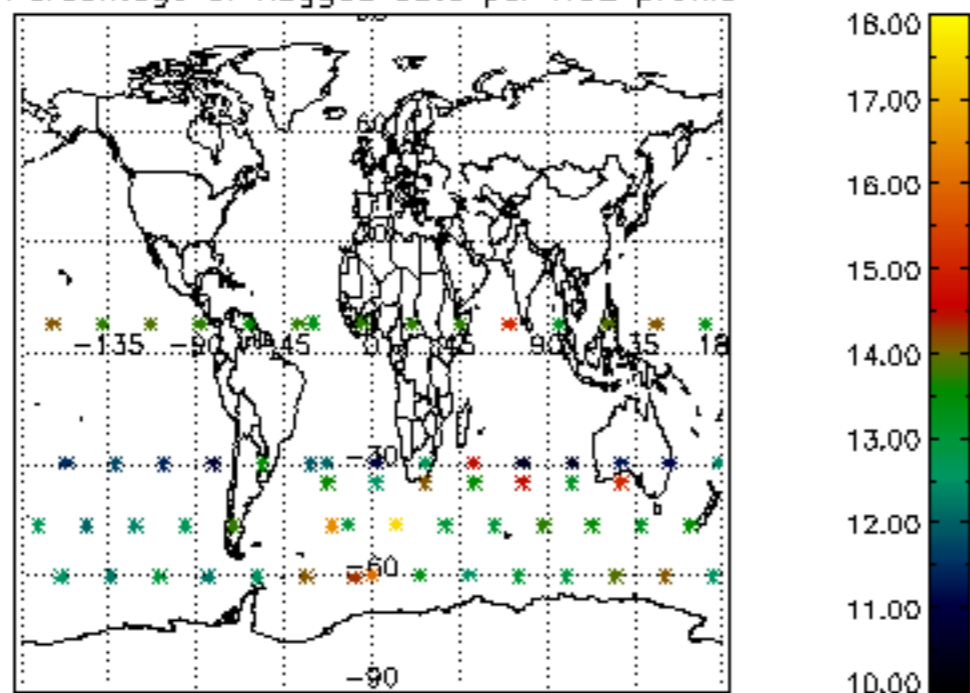
Percentage of flagged data per D3 profile



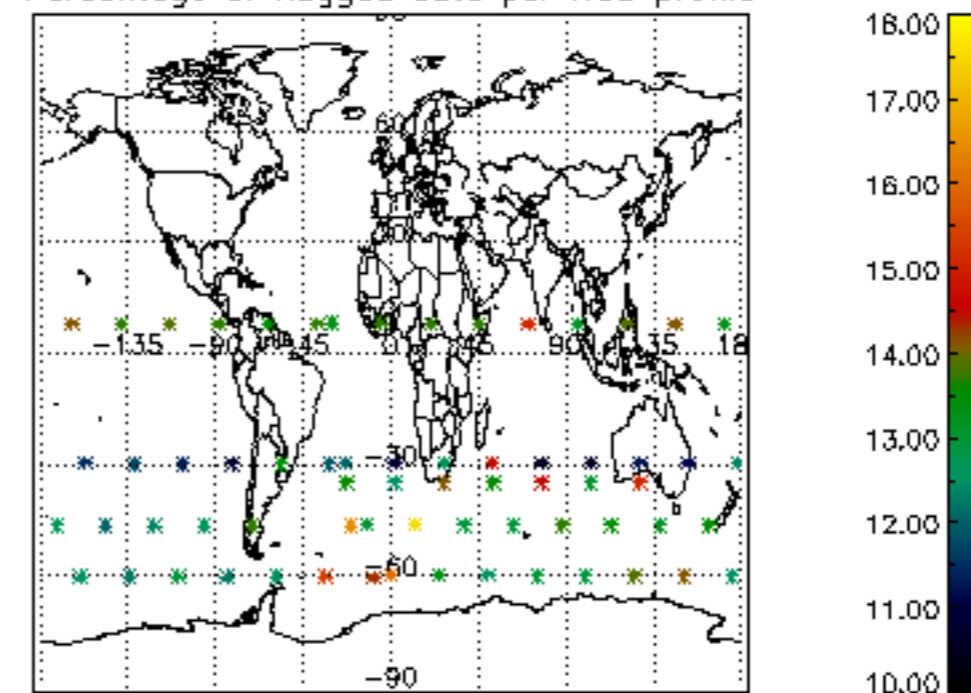
Percentage of flagged data per H2O profile

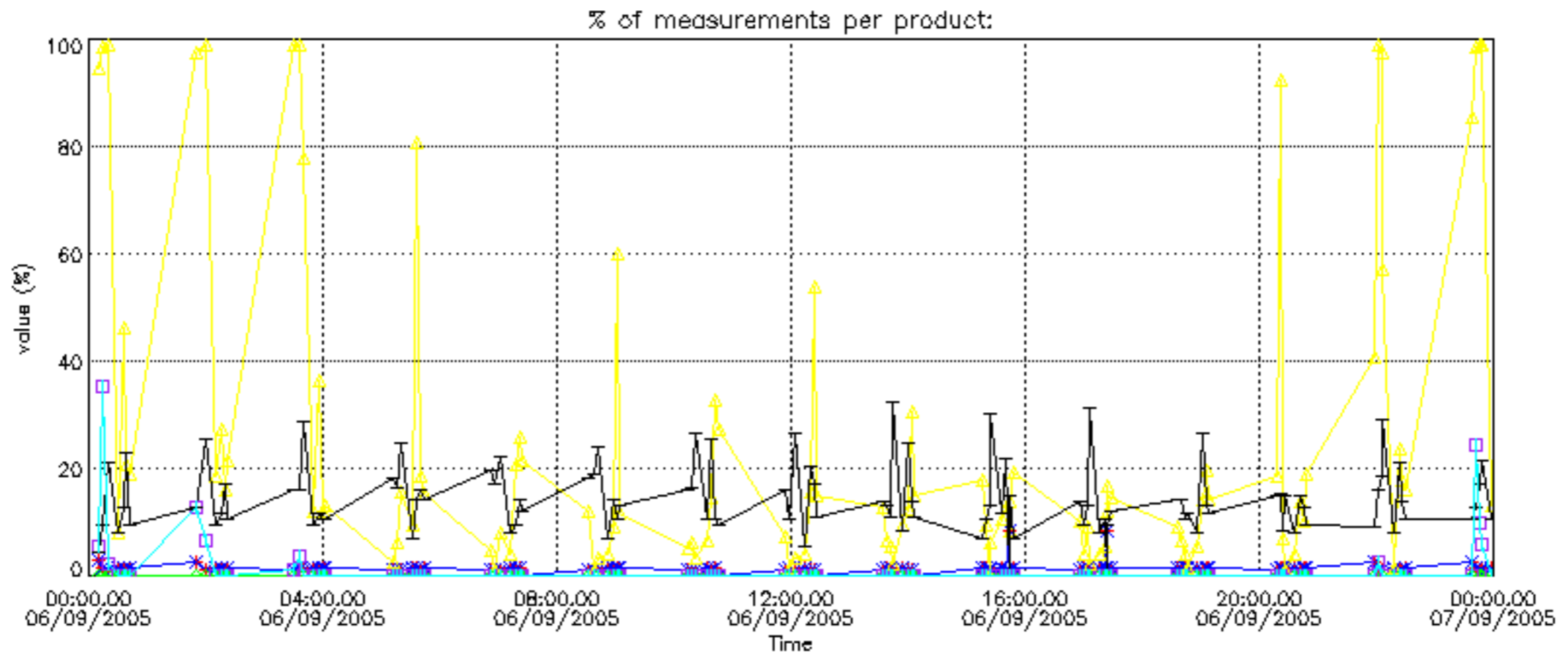


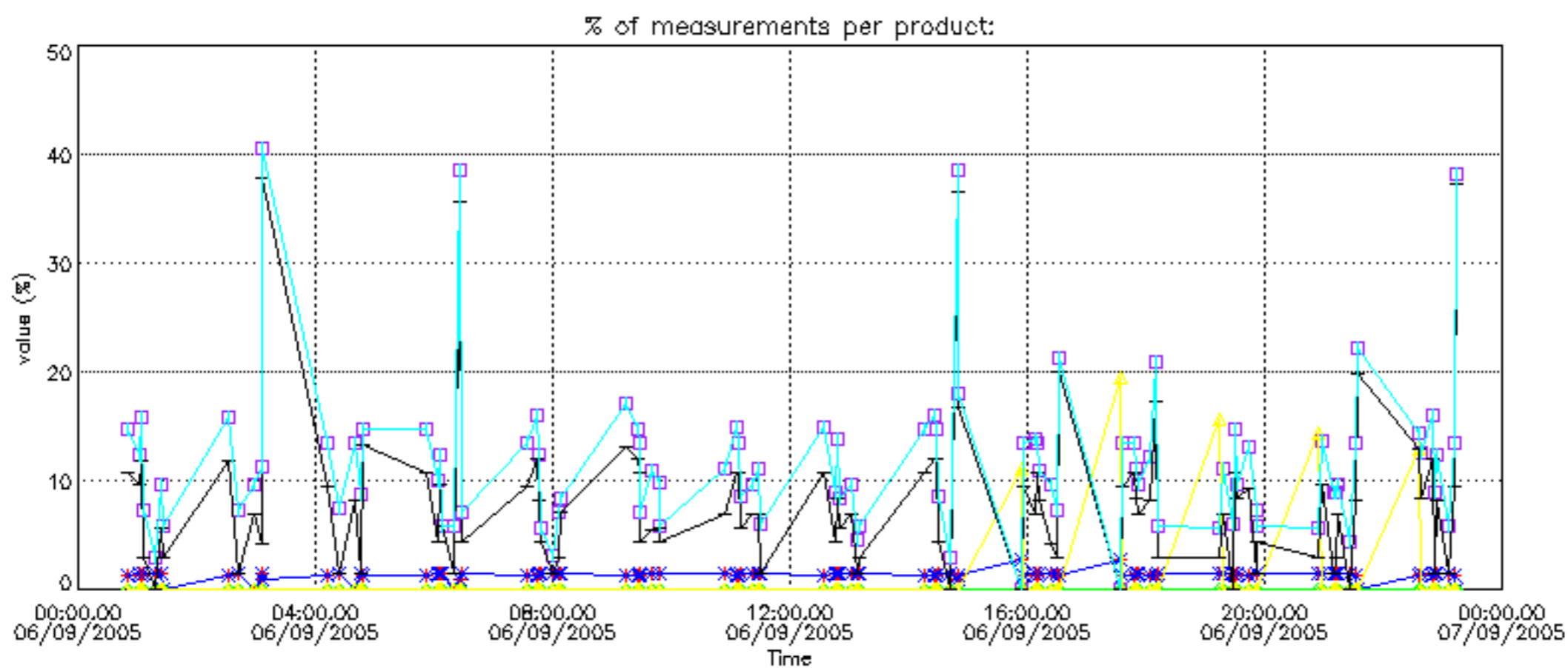
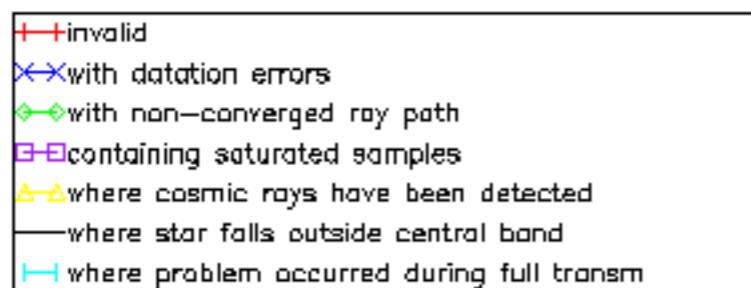
Percentage of flagged data per NO2 profile



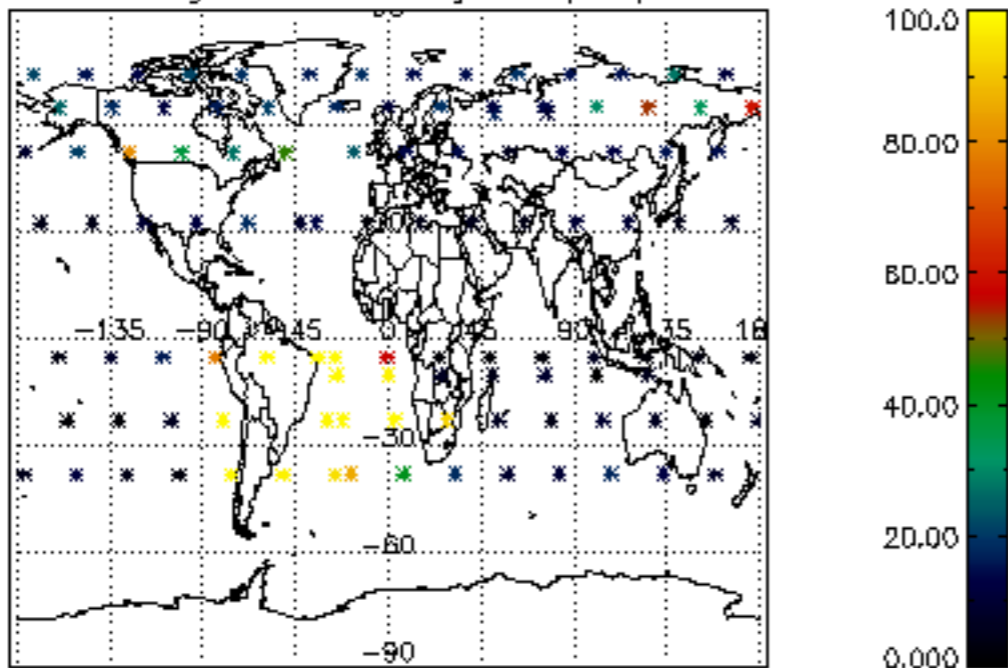
Percentage of flagged data per NO3 profile



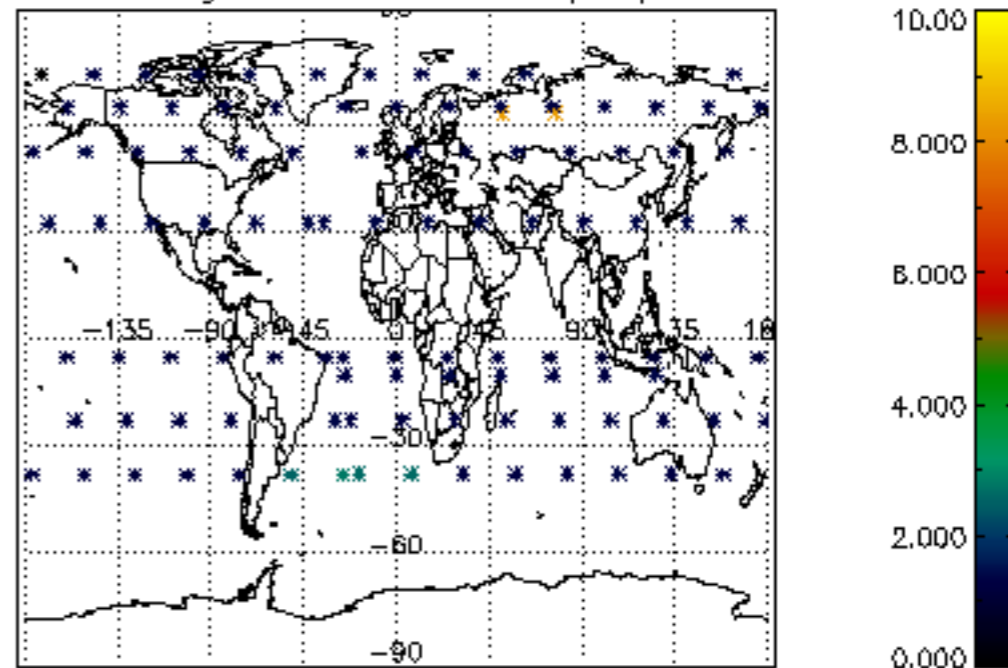




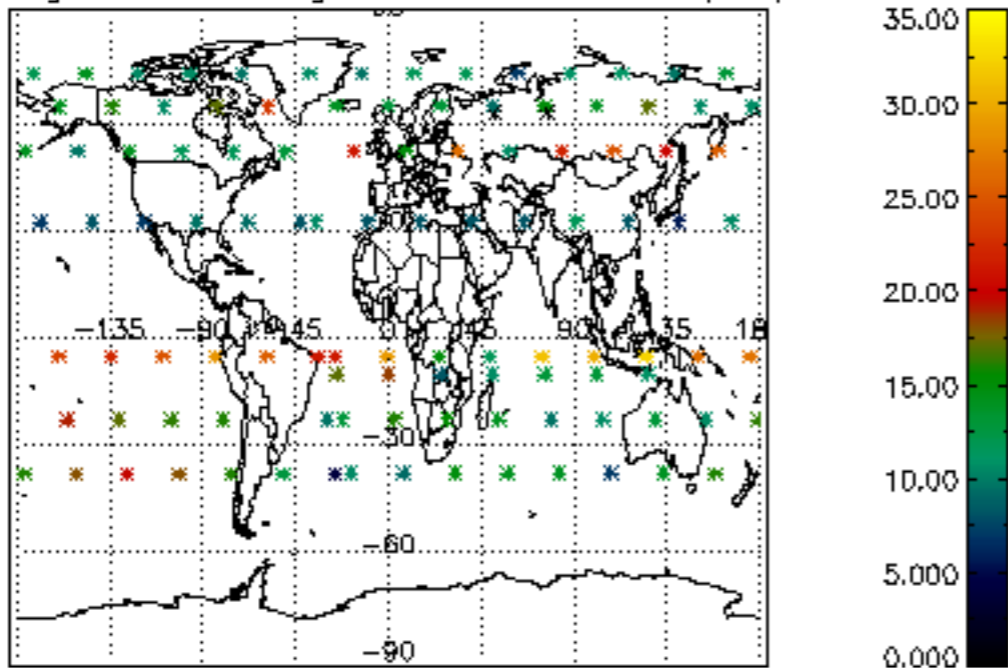
Percentage of cosmic ray hits per profile



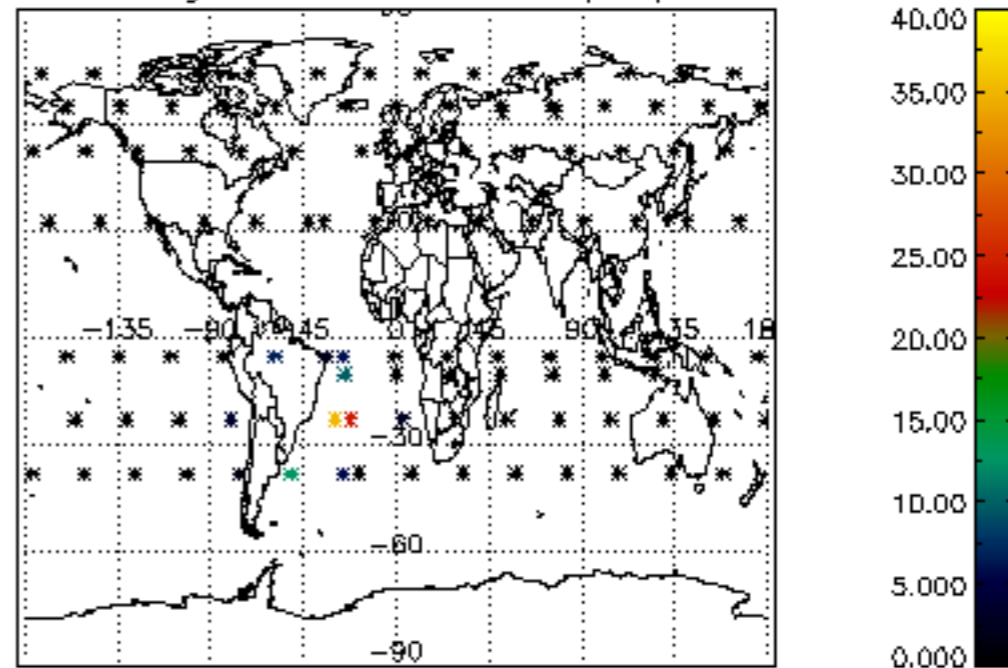
Percentage of datation errors per profile



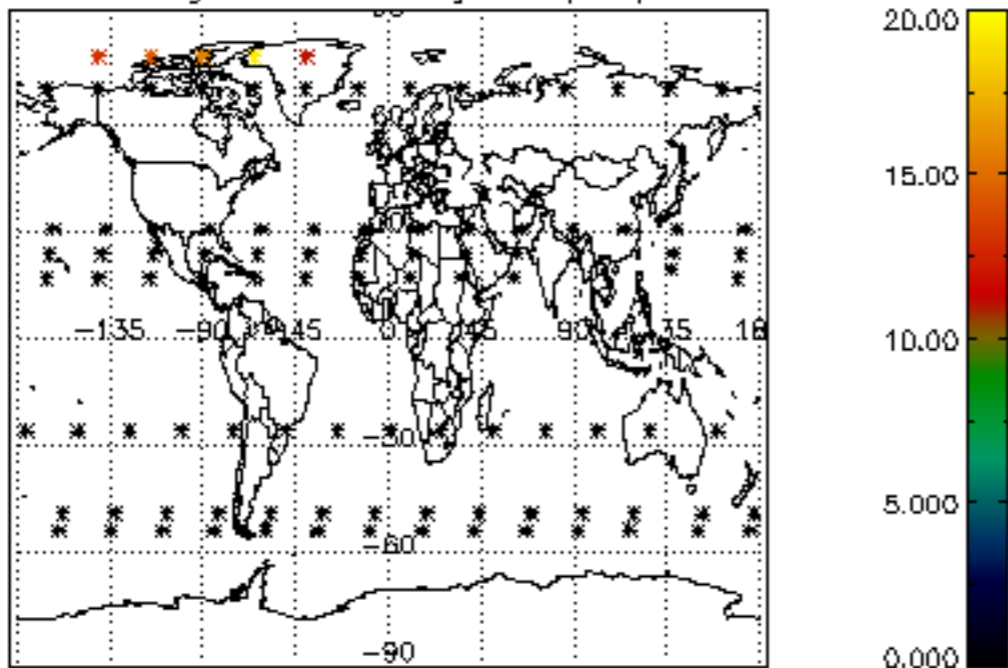
Percentage of star falling outside central band per profile



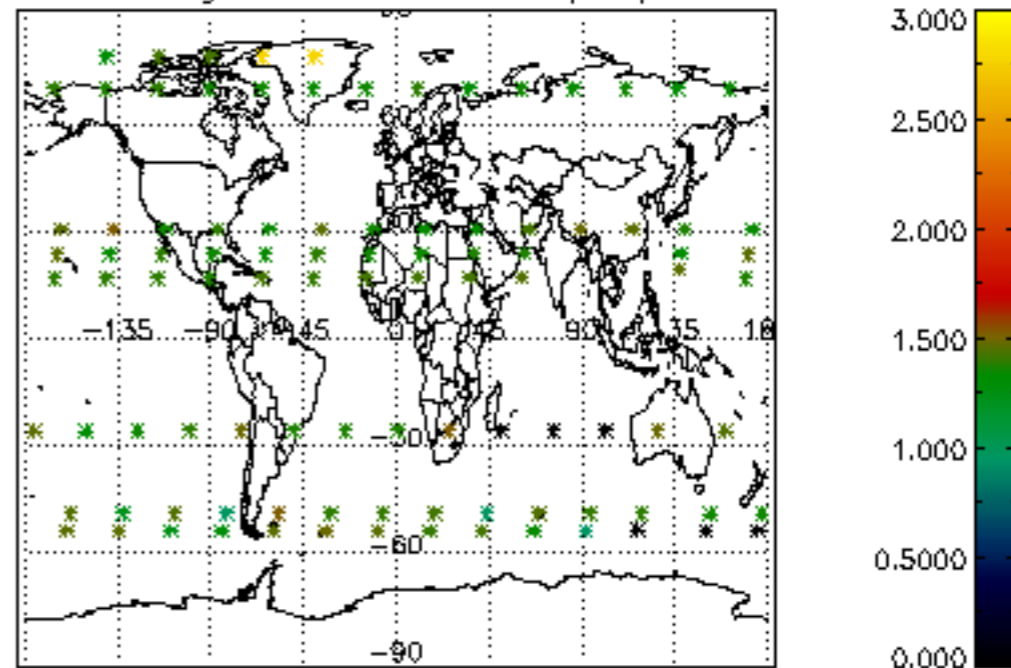
Percentage of saturation errors per profile



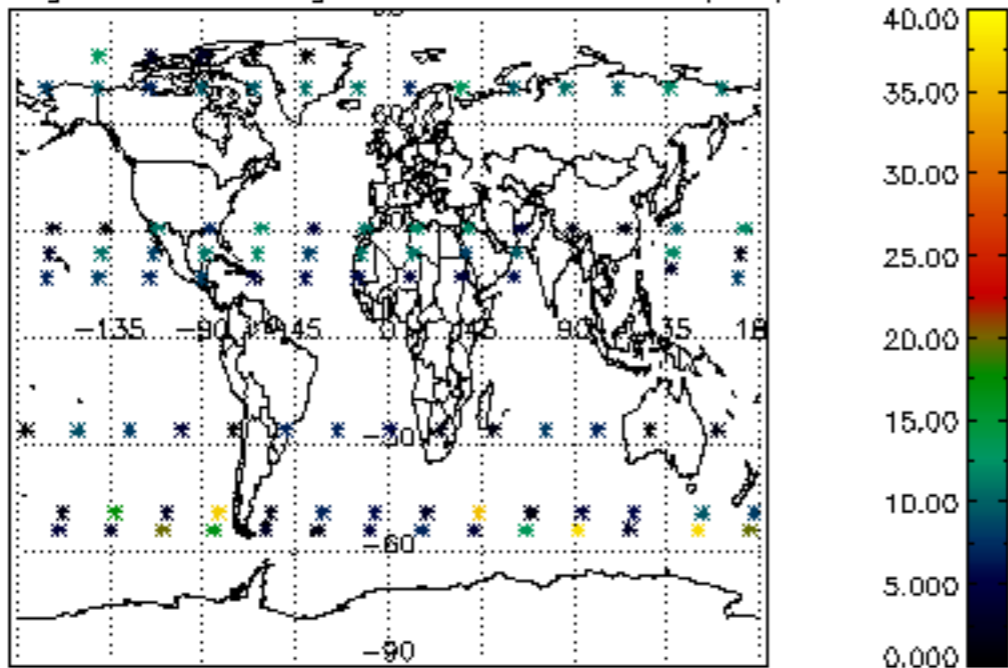
Percentage of cosmic ray hits per profile



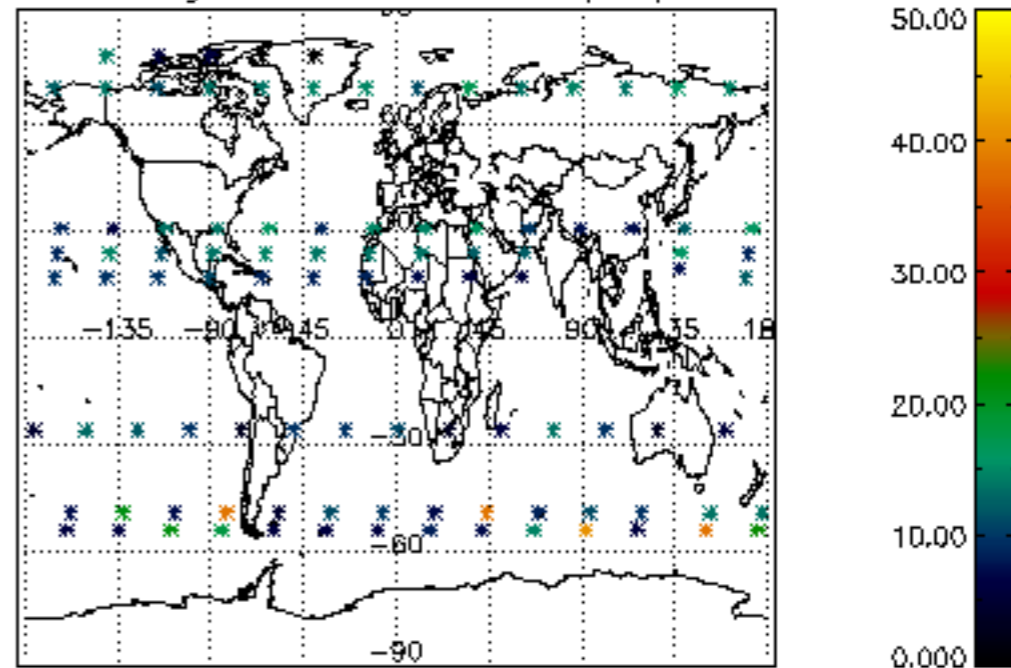
Percentage of datation errors per profile

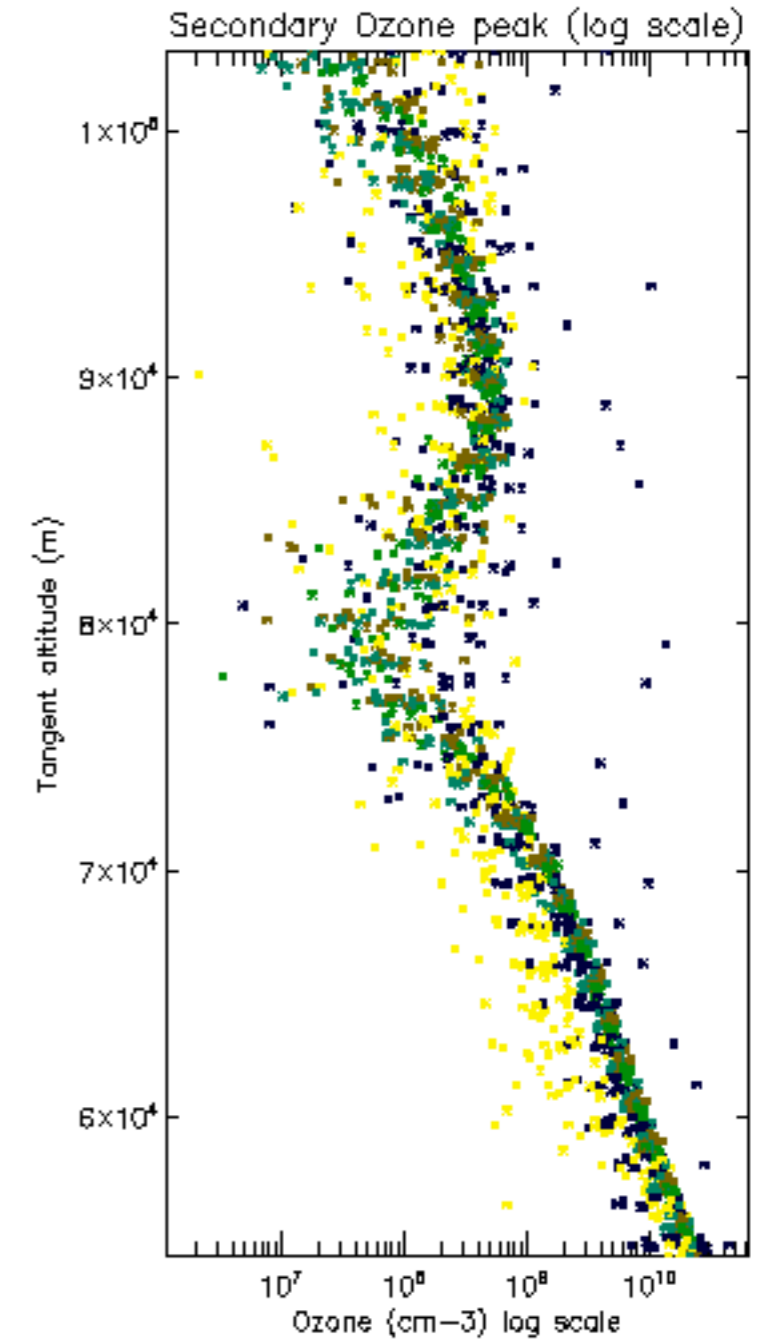
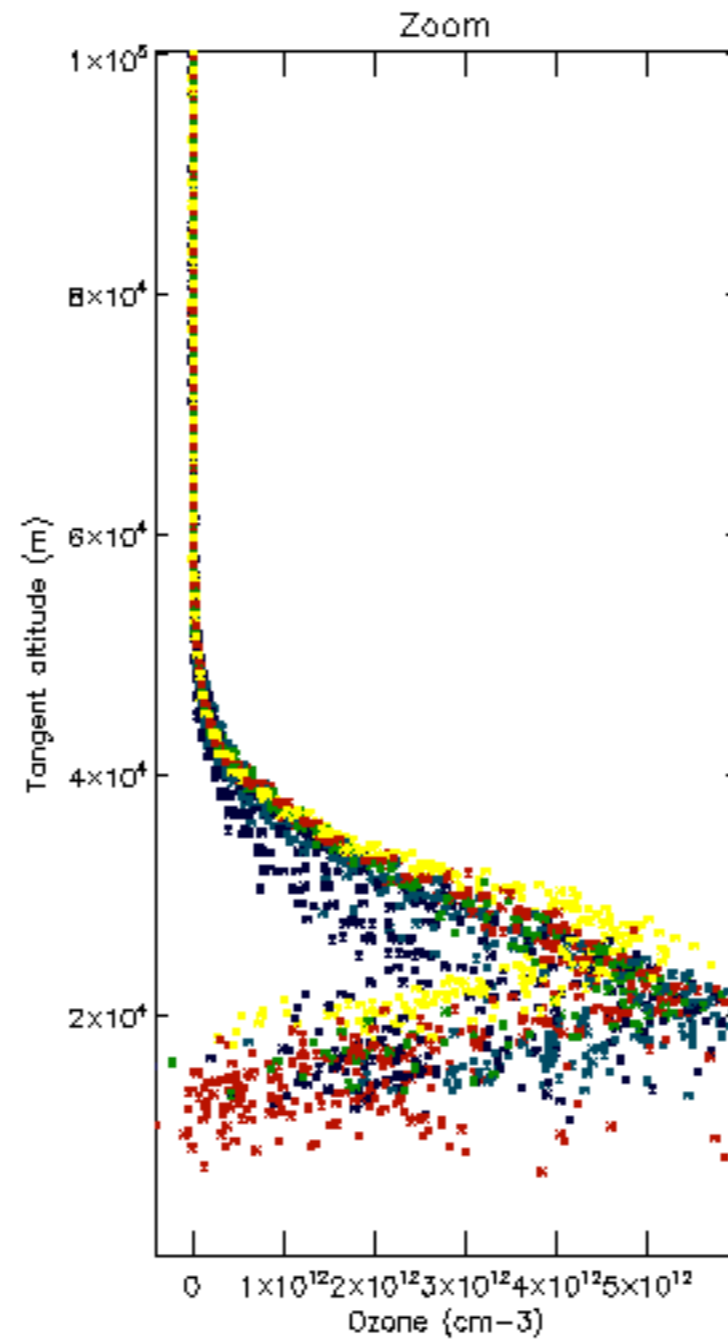
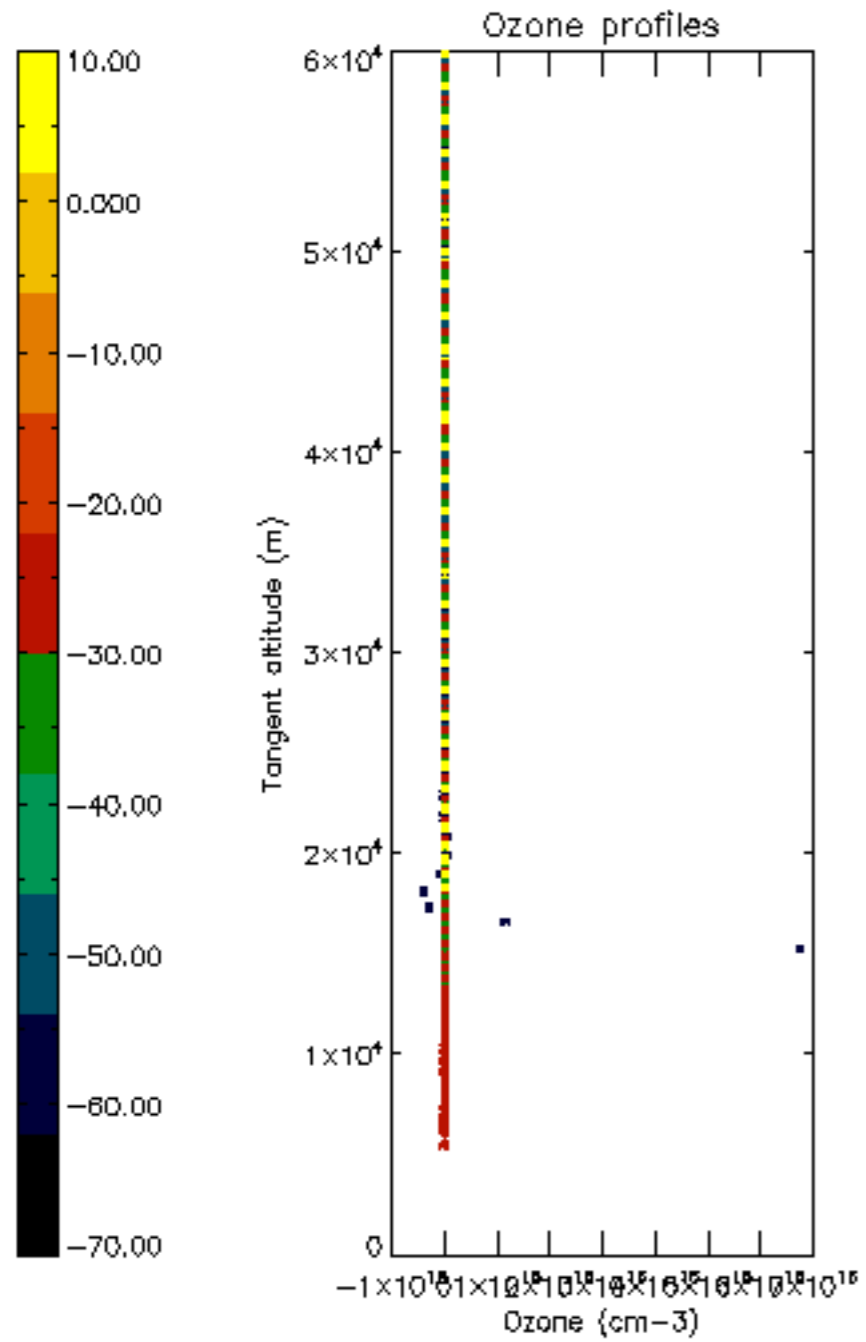


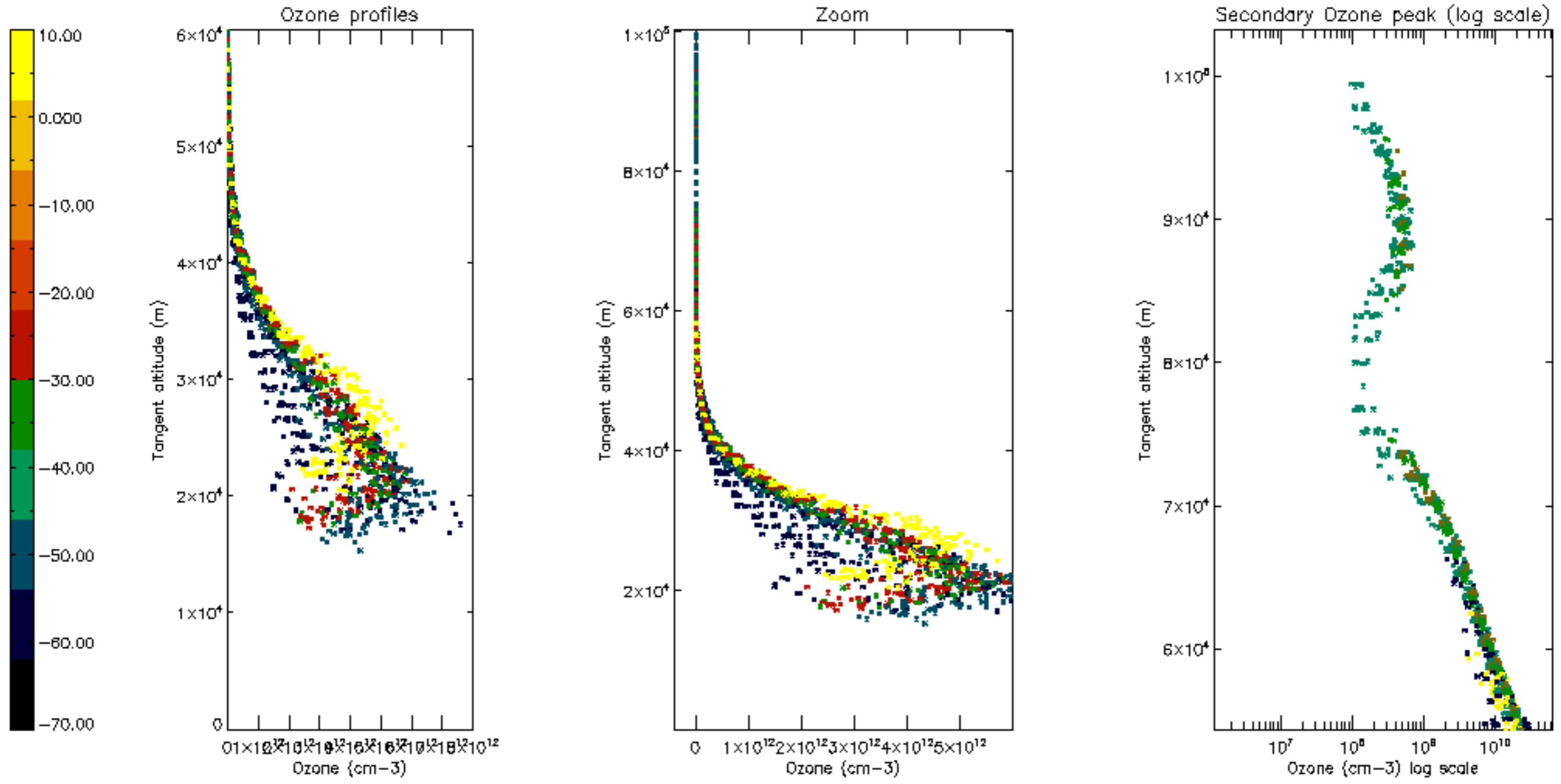
Percentage of star falling outside central band per profile

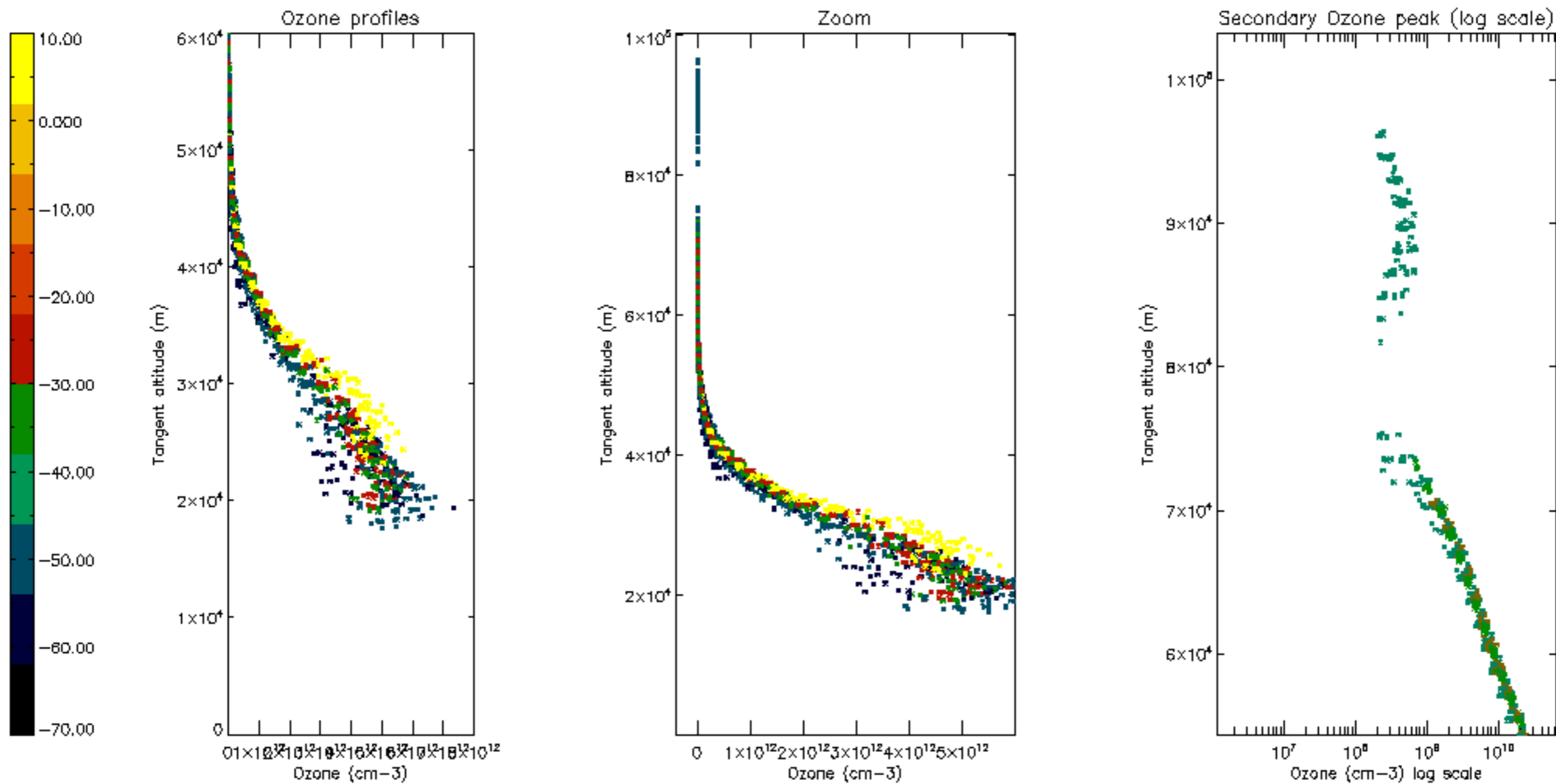


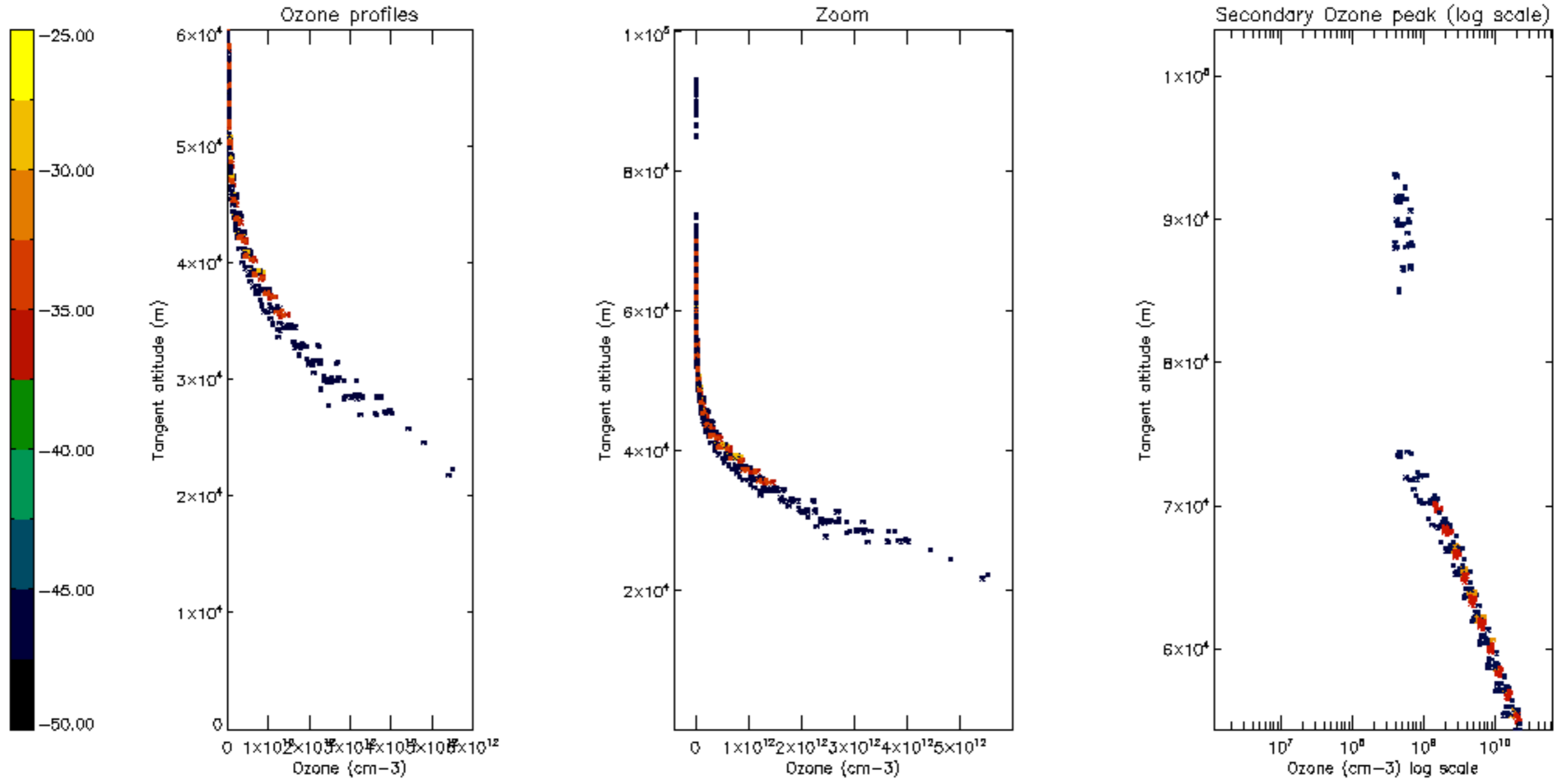
Percentage of saturation errors per profile

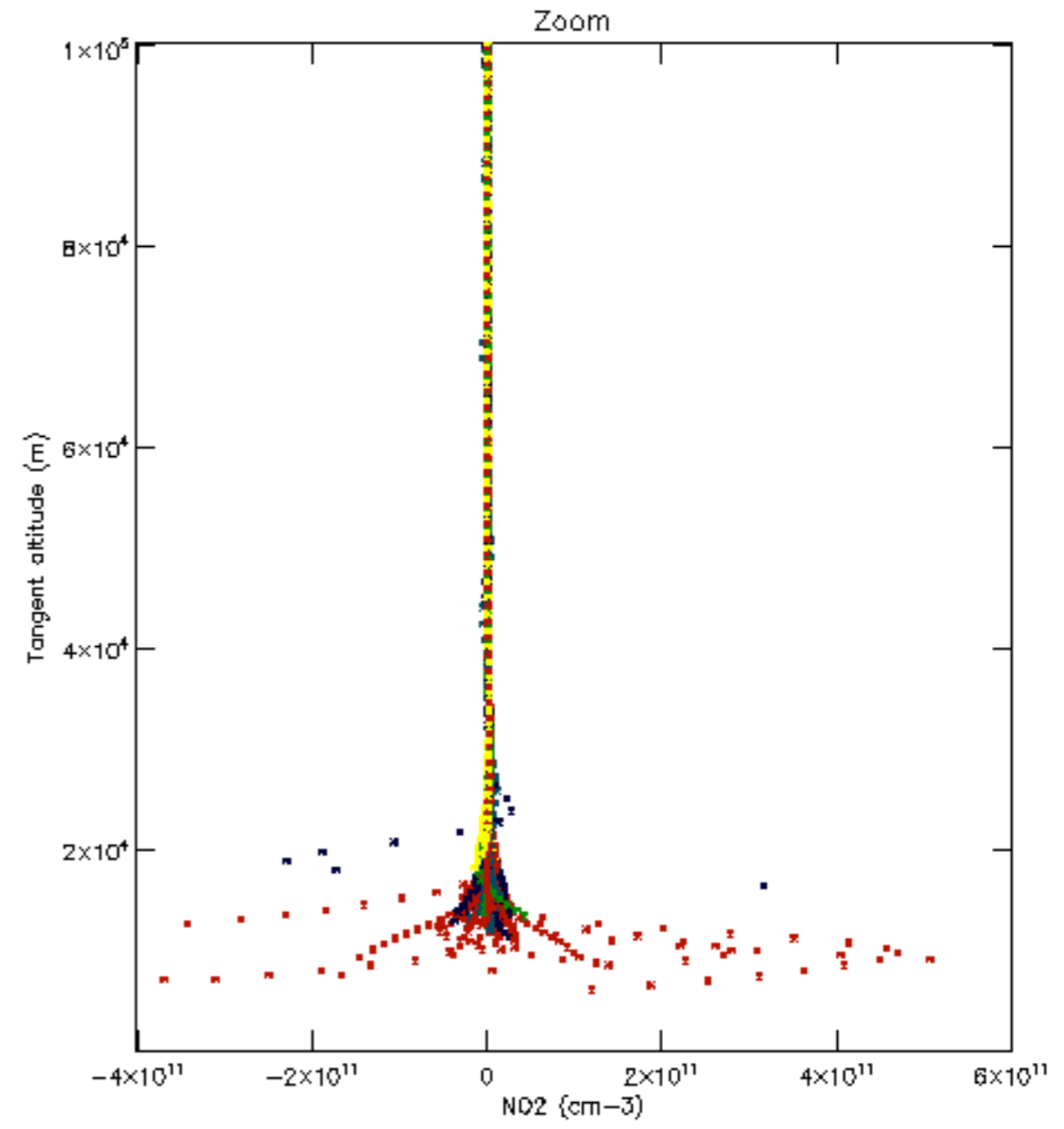
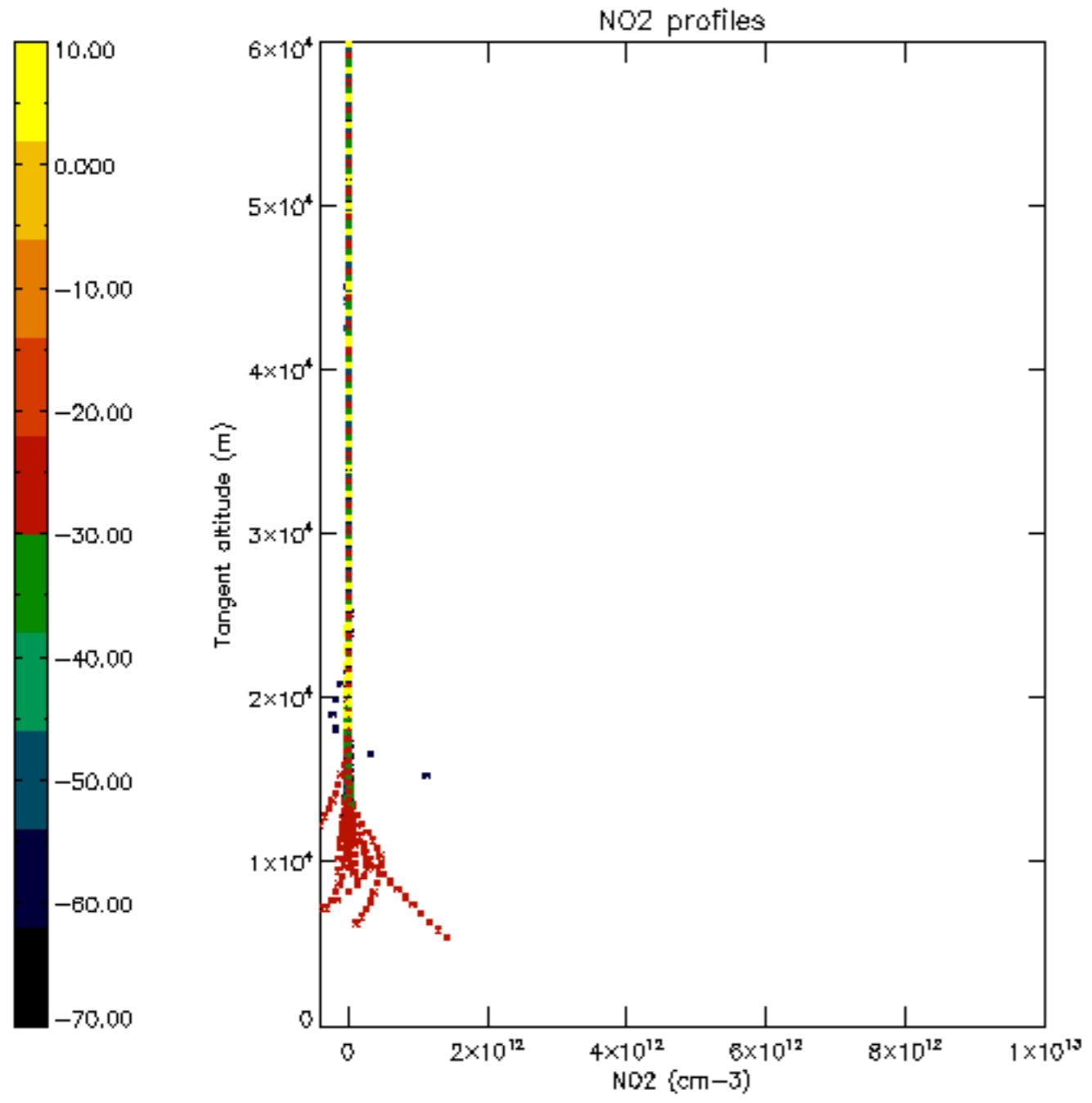


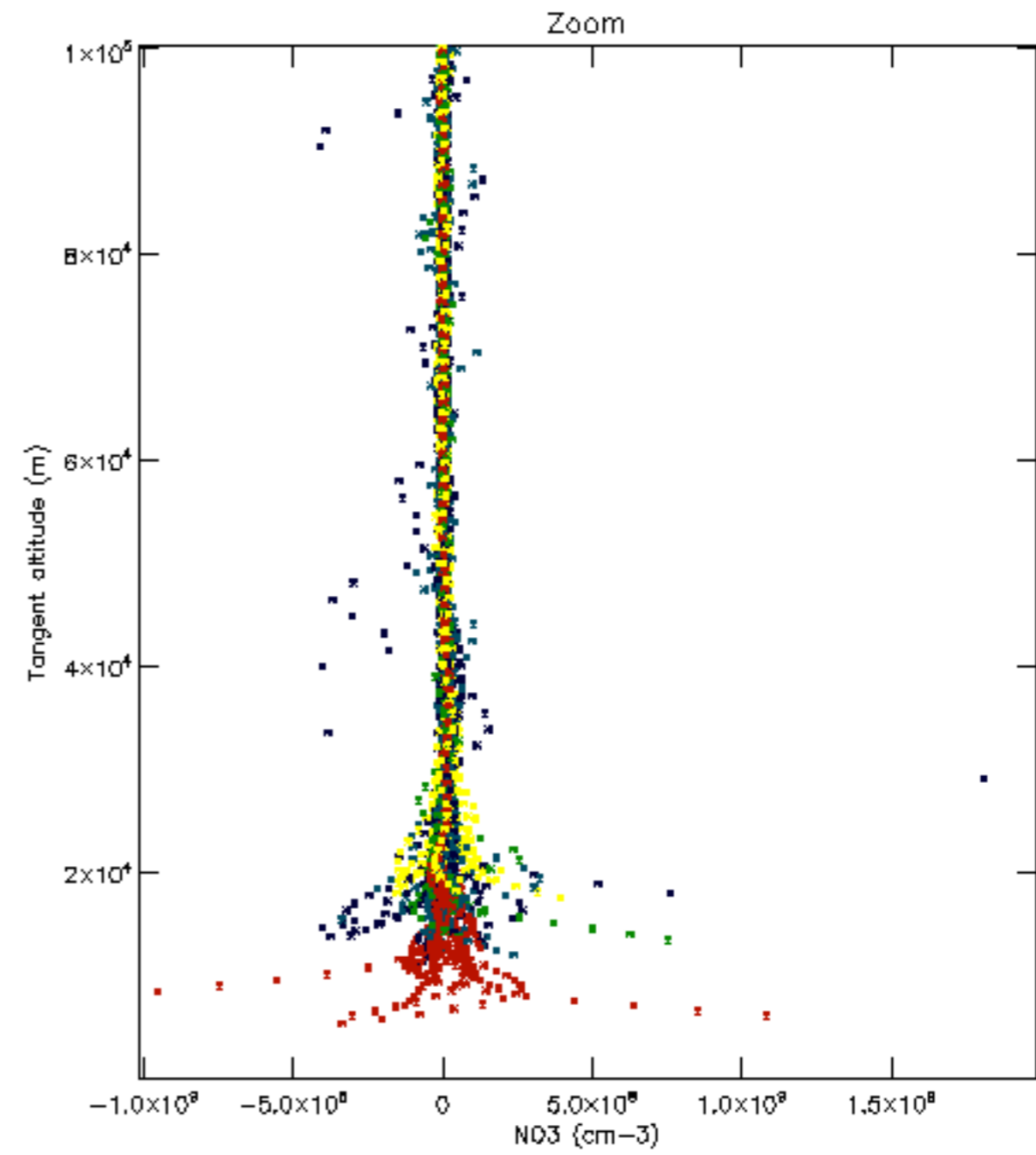
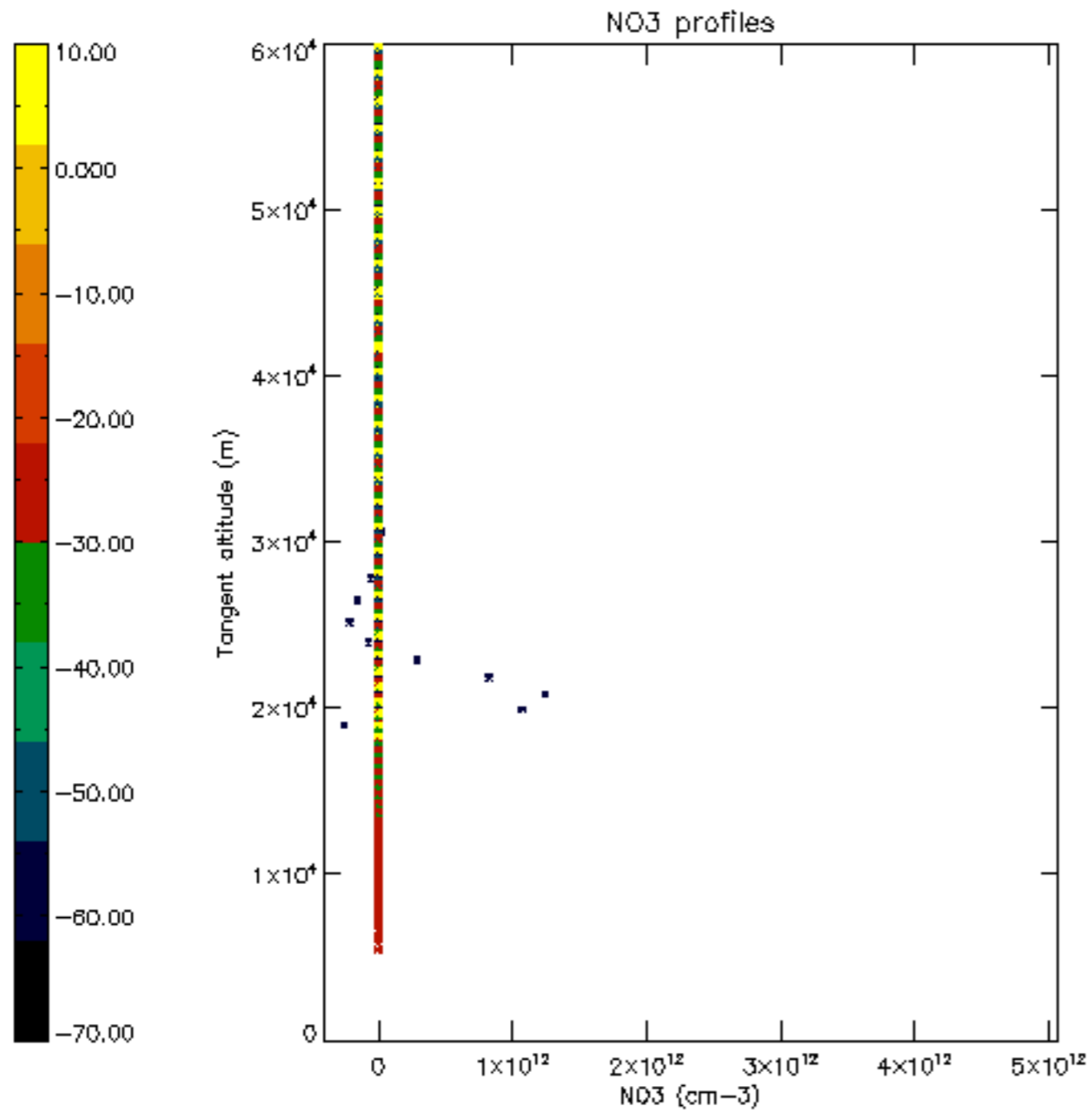


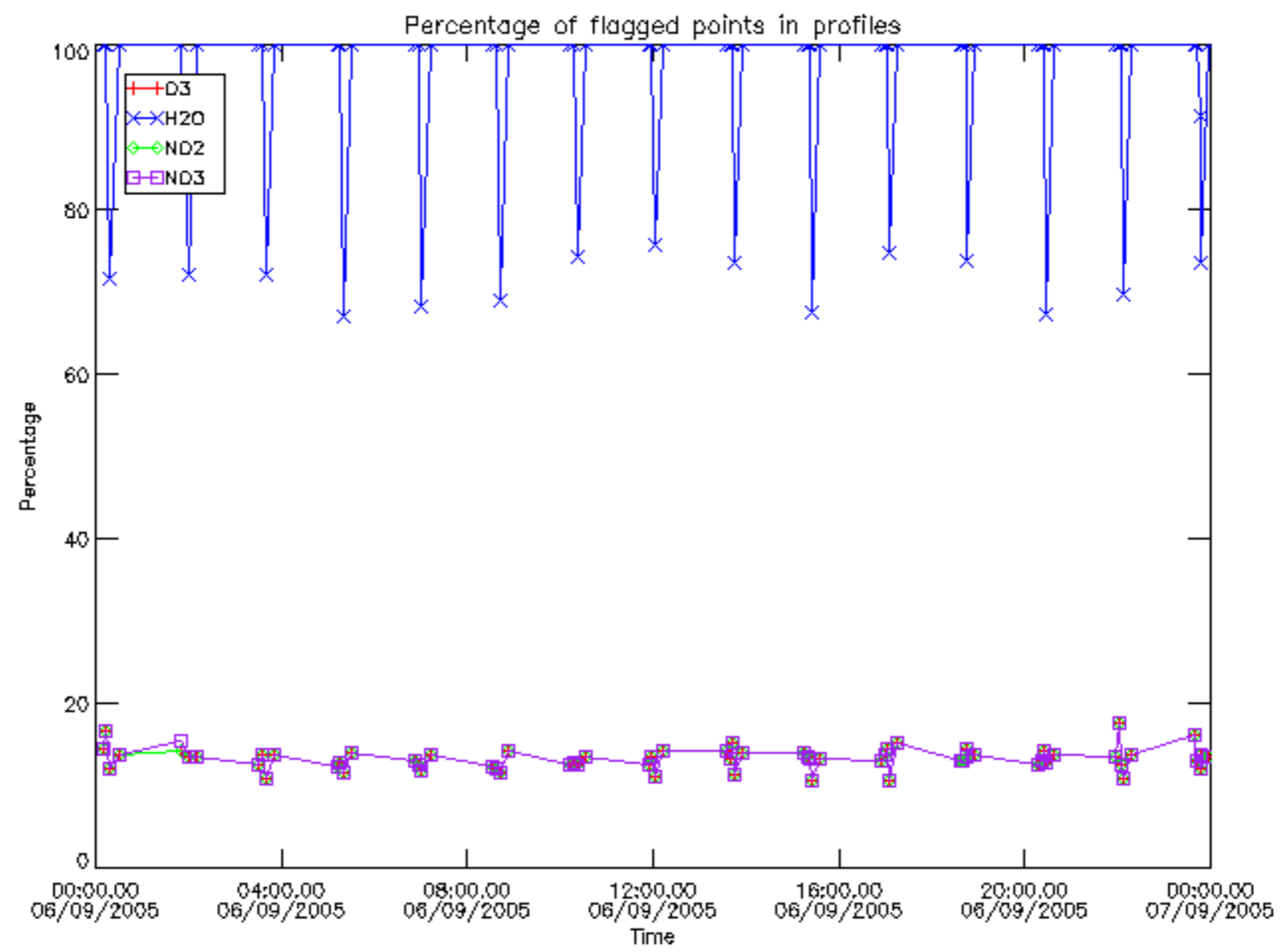




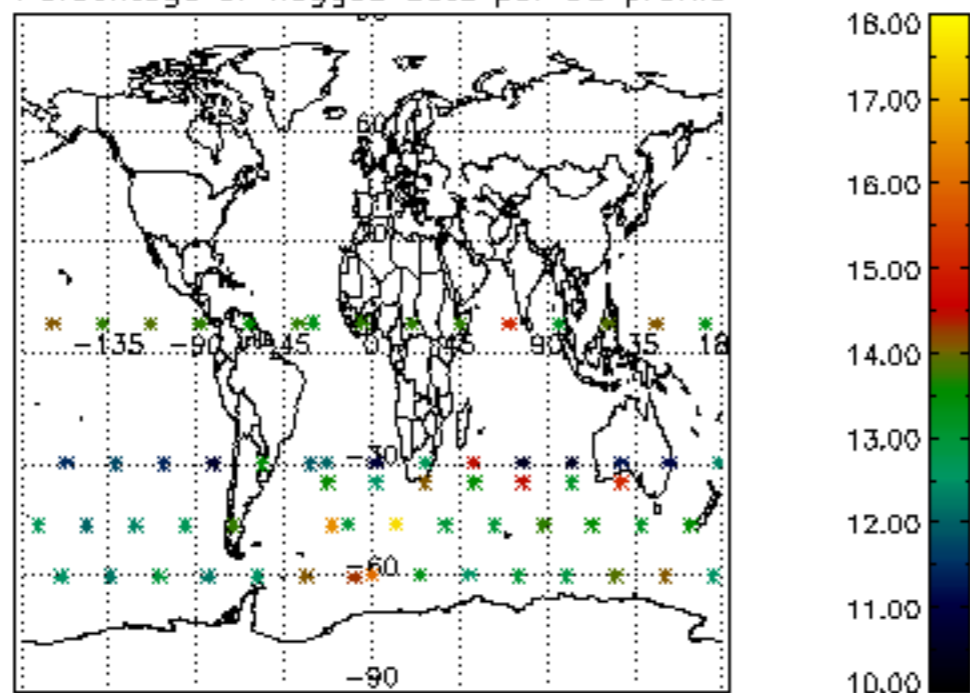




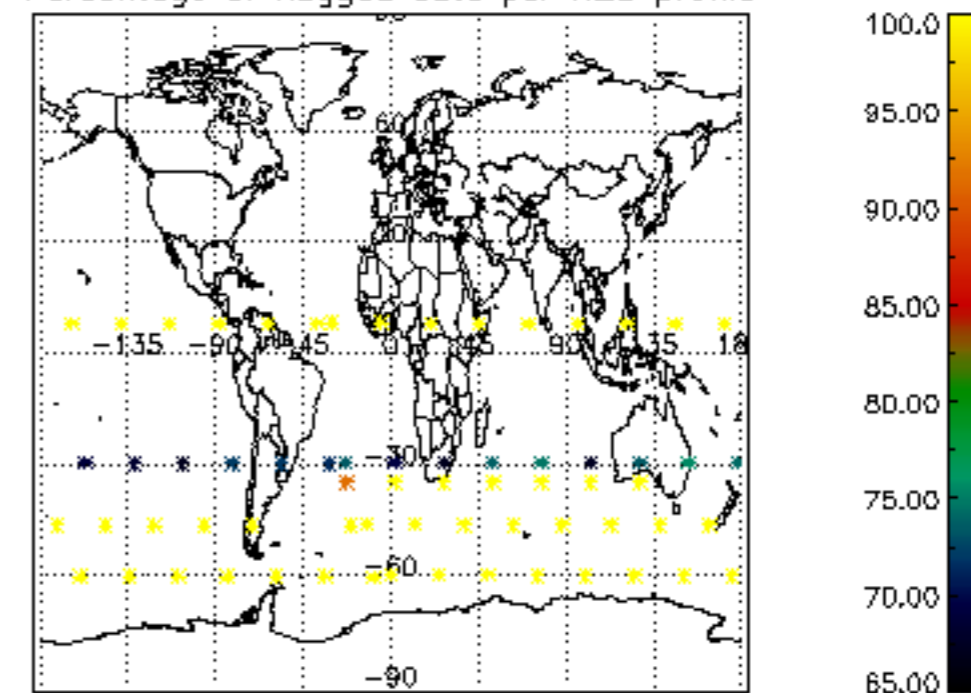




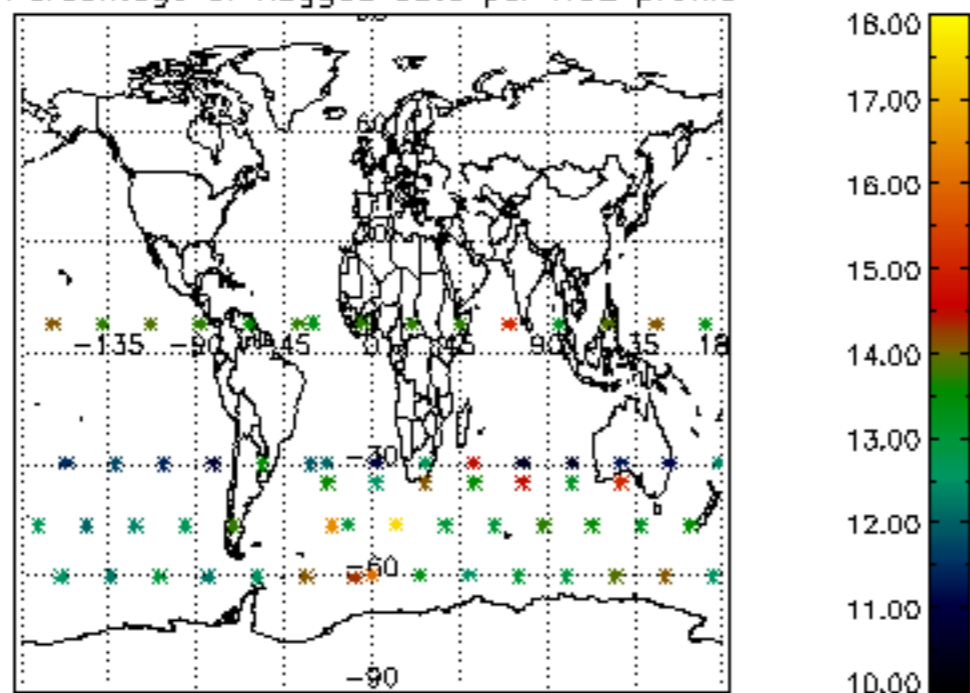
Percentage of flagged data per D3 profile



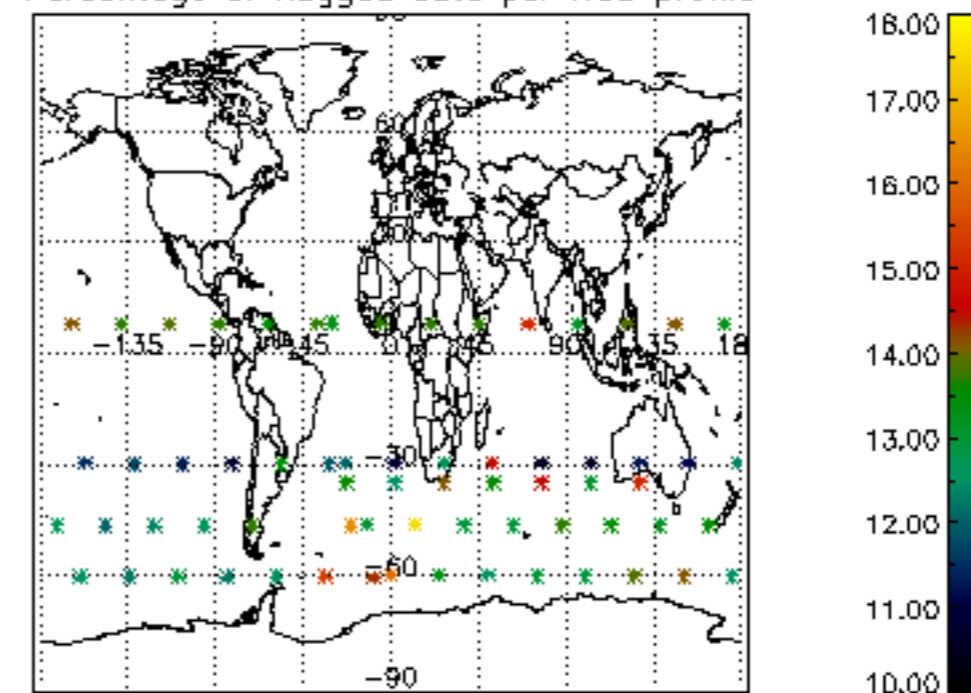
Percentage of flagged data per H2O profile

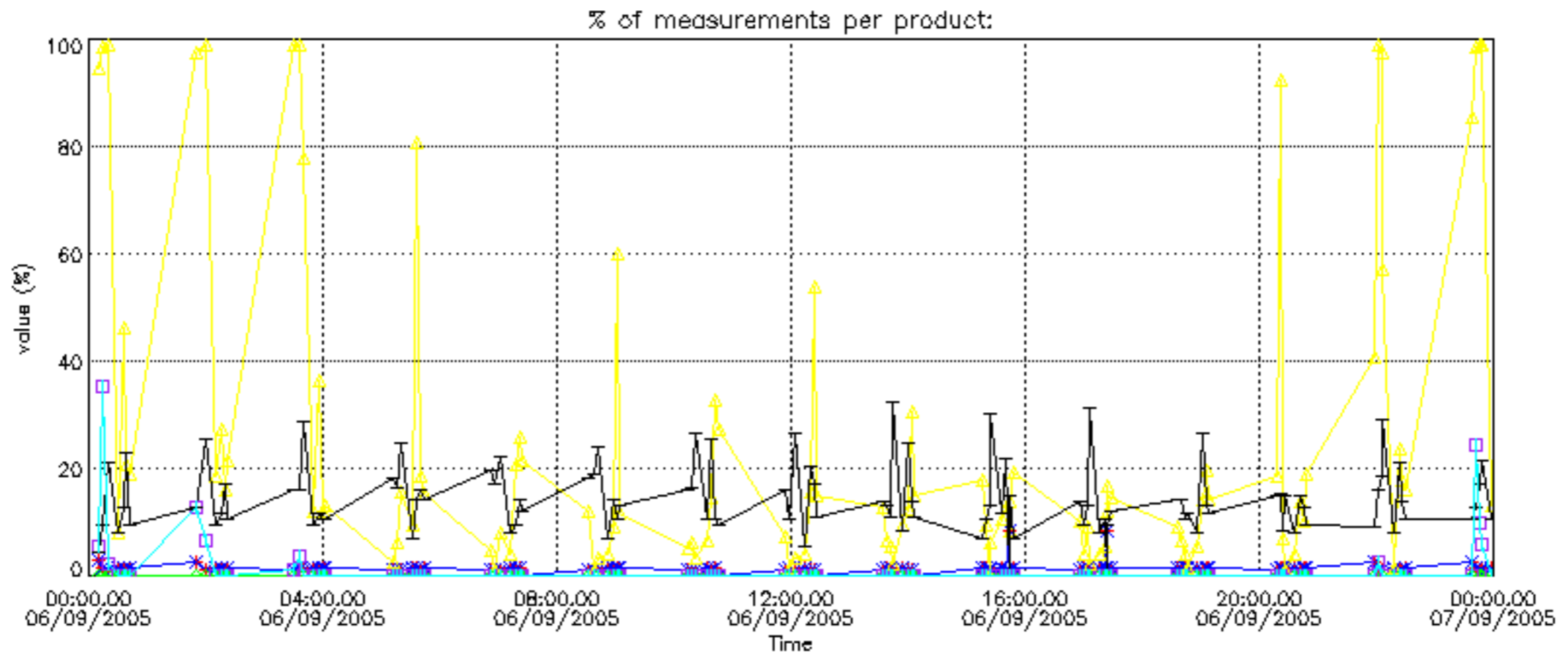


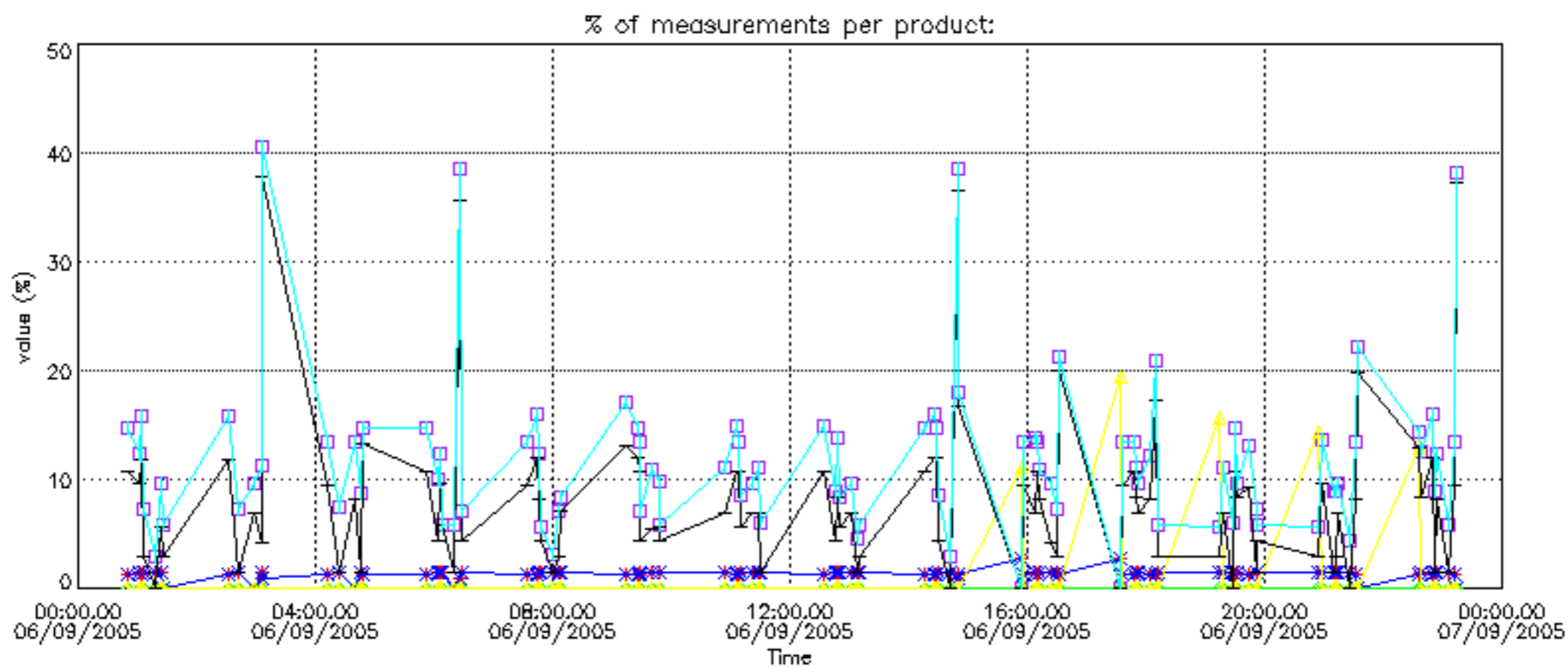
Percentage of flagged data per NO2 profile



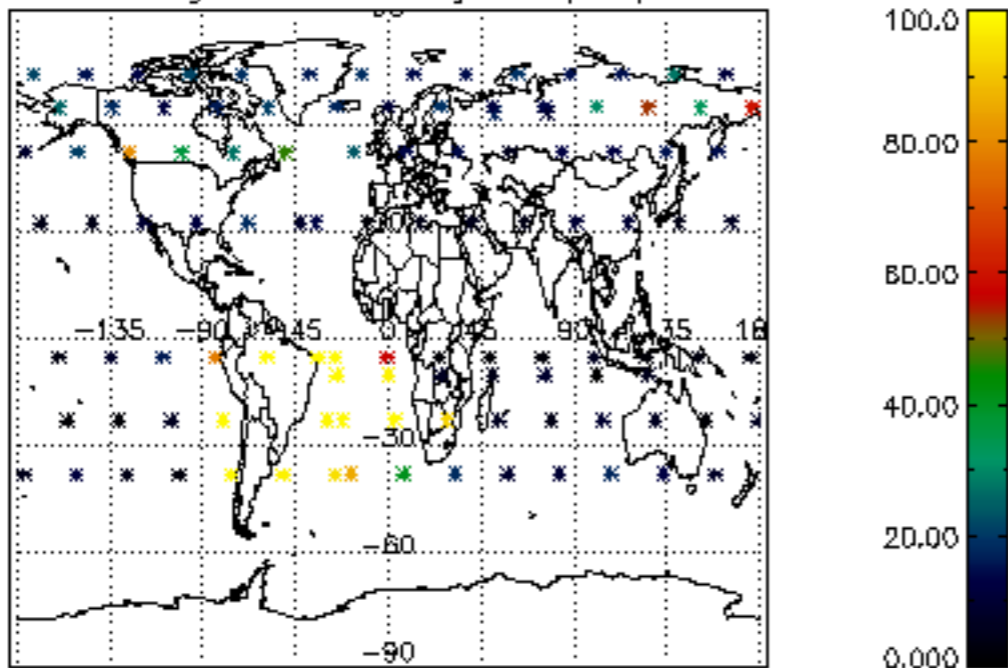
Percentage of flagged data per NO3 profile



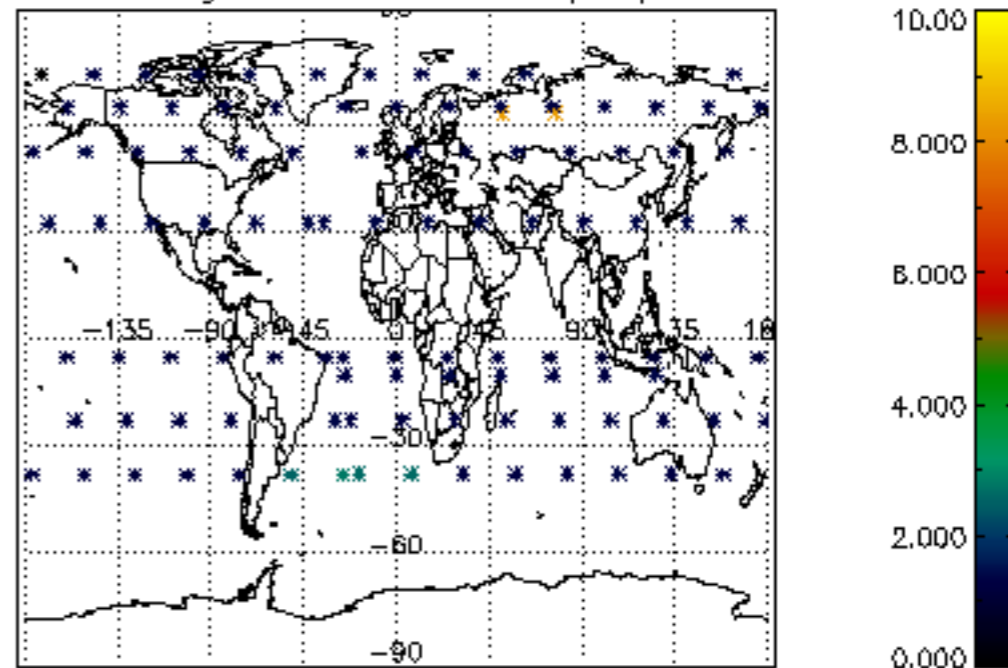




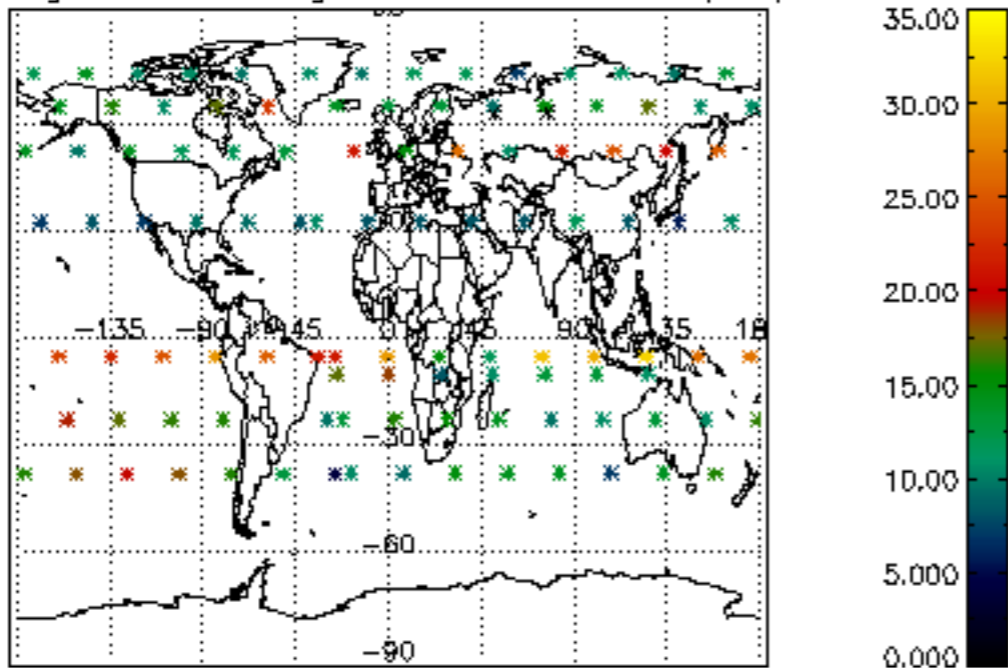
Percentage of cosmic ray hits per profile



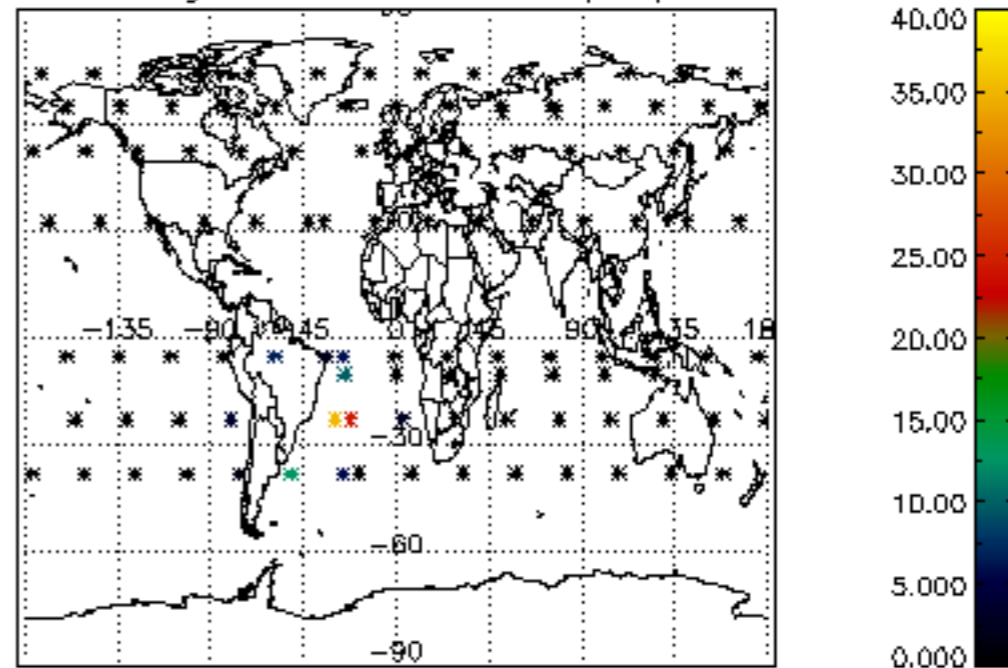
Percentage of datation errors per profile



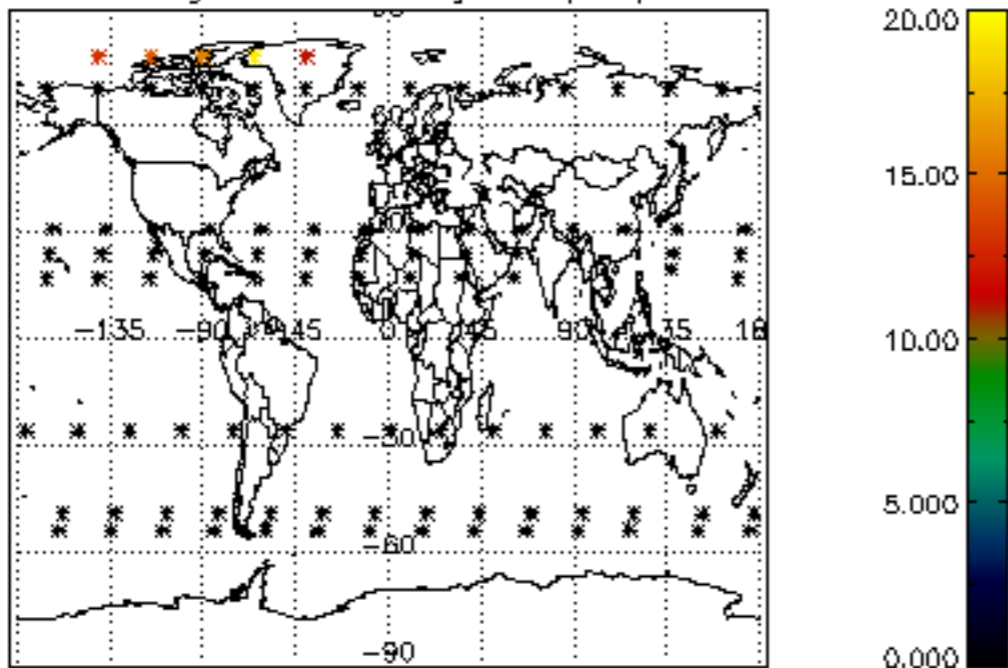
Percentage of star falling outside central band per profile



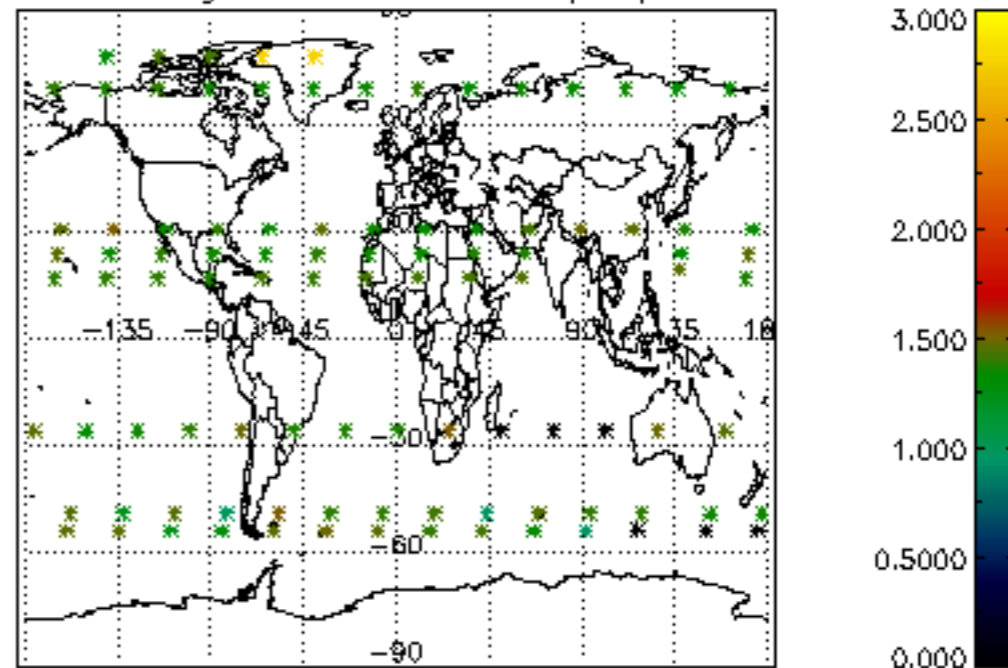
Percentage of saturation errors per profile



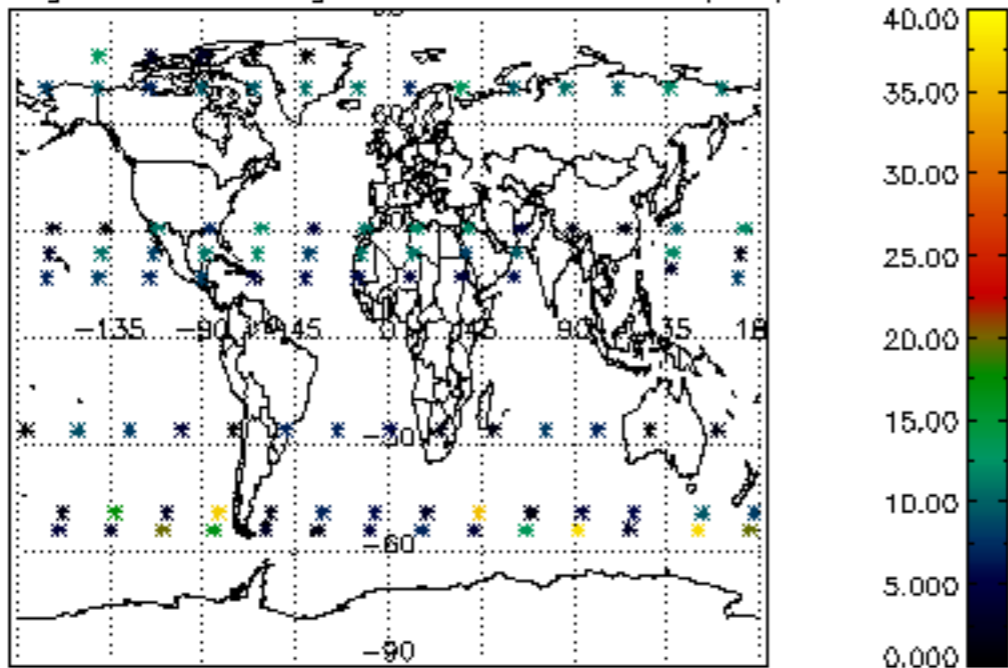
Percentage of cosmic ray hits per profile



Percentage of datation errors per profile



Percentage of star falling outside central band per profile



Percentage of saturation errors per profile

