

GOMOS Level 2 Daily Report

SUMMARY

[1. General Info](#)

[2. Summary of processed GOM_NL_2P products](#)

[3. Level 2 Quality information per product](#)

[3.1 Plot of level 2 quality information per product \(time dependant\)](#)

[3.2 Plot of level 2 quality information per product \(world map\)](#)

[4. Level 1 Quality information per product \(stored on level 2 products\)](#)

[4.1 Plot of level 1 quality information per product \(time dependant\)](#)

[4.1.1 Plot of level 1 quality information per product \(time dependant\): ASCENDING](#)

[4.1.2 Plot of level 1 quality information per product \(time dependant\): DESCENDING](#)

[4.2 Plot of level 1 quality information per product \(world map\)](#)

[4.2.1 Plot of level 1 quality information per product \(world map\): ASCENDING](#)

[4.2.2 Plot of level 1 quality information per product \(world map\): DESCENDING](#)

[5. Ozone profiles based on quality statistics and other trace gas profiles](#)

[5.1 Ozone statistics based on quality of products](#)

[5.2 Plot ozone profiles for all STD \(dark without errors\)](#)

[5.3 Plot ozone profiles where STD < 20% \(dark without errors\)](#)

[5.4. Plot ozone profiles where STD < 10% \(dark without errors\)](#)

[5.5. Plot ozone profiles where STD < 5% \(dark without errors\)](#)

[5.6 Plot NO2 profiles for all STD \(dark without errors\)](#)

[5.7 Plot NO3 profiles for all STD \(dark without errors\)](#)

[5.8 Plot H2O profiles \(only for occultations of stars 1,2,3,4,13,14,16,26,63 dark without errors\) for all STD](#)

[6. Auxiliary Data Files used for the production reported in section 2](#)

This report presents the daily analysis on parameters extracted from GOMOS level 2 data (GOM_NL__2P). It is intended to monitor some important parameters that will impact the quality of these products. A list of level 2 products (and content) that have arrived during the reporting day to the PCF is also given.

Item	Value
Time of report generation	18APR2013 10:42:43
Data source version	GOMOS/6.01
Start time of products	02-09-2005 (02SEP2005 00:00:00)
Stop time of products	03-09-2005 (03SEP2005 00:00:00)
Store outputs in DB	Yes
Nb of level 2 prods	185
Nb of prods with errors	0

2. Summary of processed GOM_NL__2P products.

Nr	Filename	UTC Start time	Limb	Duration	Star Id	Star Name	Star Mag	Star Temp	Nb Meas	Orbit	Prod. error
1	GOM_NL__2PRFIN20050902_000252_000000342040_00245_18335_6396.N1	02-SEP-2005 00:02:52	Bright	34.000	60	7Bet UMi	2.0810	3950.0	68	18335	No
2	GOM_NL__2PRFIN20050902_000929_000000532040_00245_18335_6397.N1	02-SEP-2005 00:09:29	Bright	53.000	36	50Alp UMa	1.8000	6300.0	106	18335	No
3	GOM_NL__2PRFIN20050902_001051_000000222040_00245_18335_6398.N1	02-SEP-2005 00:10:51	Twilight	21.500	82	48Bet UMa	2.3650	10600.	43	18335	No
4	GOM_NL__2PRFIN20050902_003523_000000372040_00245_18335_6399.N1	02-SEP-2005 00:35:23	Dark	37.000	132	15Rho Pup	2.8030	6900.0	74	18335	No
5	GOM_NL__2PRFIN20050902_004450_000000412040_00245_18335_6400.N1	02-SEP-2005 00:44:50	Dark	40.500	41	Eps Car	1.8600	4100.0	81	18335	No
6	GOM_NL__2PRFIN20050902_005516_000000382040_00246_18336_6389.N1	02-SEP-2005 00:55:16	Dark	37.500	135	Bet Hyi	2.8200	5800.0	75	18336	No
7	GOM_NL__2PRFIN20050902_010051_000000402040_00246_18336_6390.N1	02-SEP-2005 01:00:51	Straylight	40.000	148	Alp Tuc	2.8780	4100.0	80	18336	No
8	GOM_NL__2PRFIN20050902_010431_000000392040_00246_18336_6391.N1	02-SEP-2005 01:04:31	Straylight	38.500	31	Alp Gru	1.7340	15200.	77	18336	No
9	GOM_NL__2PRFIN20050902_010720_000000382040_00246_18336_6392.N1	02-SEP-2005 01:07:20	Straylight	37.500	172	Gam Gru	3.0030	13100.	75	18336	No
10	GOM_NL__2PRFIN20050902_012751_000000352040_00246_18336_6393.N1	02-SEP-2005 01:27:51	Bright	34.500	92	53Eps Cyg	2.5000	4500.0	69	18336	No
11	GOM_NL__2PRFIN20050902_012944_000000362040_00246_18336_6394.N1	02-SEP-2005 01:29:44	Bright	35.500	66	37Gam Cyg	2.2080	5900.0	71	18336	No
12	GOM_NL__2PRFIN20050902_013131_000000352040_00246_18336_6395.N1	02-SEP-2005 01:31:31	Bright	35.000	144	18Del Cyg	2.8600	11000.	70	18336	No
13	GOM_NL__2PRFIN20050902_014328_000000382040_00246_18336_6396.N1	02-SEP-2005 01:43:28	Bright	38.000	60	7Bet UMi	2.0810	3950.0	76	18336	No
14	GOM_NL__2PRFIN20050902_015005_000000372040_00246_18336_6397.N1	02-SEP-2005 01:50:05	Bright	37.000	36	50Alp UMa	1.8000	6300.0	74	18336	No
15	GOM_NL__2PRFIN20050902_015127_000000292040_00246_18336_6398.N1	02-SEP-2005 01:51:27	Bright	28.500	82	48Bet UMa	2.3650	10600.	57	18336	No
16	GOM_NL__2PRFIN20050902_021559_000000362040_00246_18336_6399.N1	02-SEP-2005 02:15:59	Dark	35.500	132	15Rho Pup	2.8030	6900.0	71	18336	No
17	GOM_NL__2PRFIN20050902_022526_000000442040_00246_18336_6400.N1	02-SEP-2005 02:25:26	Dark	44.000	41	Eps Car	1.8600	4100.0	88	18336	No
18	GOM_NL__2PRFIN20050902_023552_000000372040_00247_18337_6389.N1	02-SEP-2005 02:35:52	Dark	37.000	135	Bet Hyi	2.8200	5800.0	74	18337	No
19	GOM_NL__2PRFIN20050902_024127_000000392040_00247_18337_6390.N1	02-SEP-2005 02:41:27	Straylight	39.000	148	Alp Tuc	2.8780	4100.0	78	18337	No
20	GOM_NL__2PRFIN20050902_024507_000000442040_00247_18337_6391.N1	02-SEP-2005 02:45:07	Straylight	43.500	31	Alp Gru	1.7340	15200.	87	18337	No
21	GOM_NL__2PRFIN20050902_024756_000000382040_00247_18337_6392.N1	02-SEP-2005 02:47:56	Straylight	38.000	172	Gam Gru	3.0030	13100.	76	18337	No
22	GOM_NL__2PRFIN20050902_030827_000000382040_00247_18337_6393.N1	02-SEP-2005 03:08:27	Bright	38.000	92	53Eps Cyg	2.5000	4500.0	76	18337	No
23	GOM_NL__2PRFIN20050902_031021_000000382040_00247_18337_6394.N1	02-SEP-2005 03:10:21	Bright	38.000	66	37Gam Cyg	2.2080	5900.0	76	18337	No
24	GOM_NL__2PRFIN20050902_031207_000000352040_00247_18337_6395.N1	02-SEP-2005 03:12:07	Bright	34.500	144	18Del Cyg	2.8600	11000.	69	18337	No
25	GOM_NL__2PRFIN20050902_032404_000000332040_00247_18337_6396.N1	02-SEP-2005 03:24:04	Bright	33.000	60	7Bet UMi	2.0810	3950.0	66	18337	No
26	GOM_NL__2PRFIN20050902_033041_000000362040_00247_18337_6397.N1	02-SEP-2005 03:30:41	Bright	36.000	36	50Alp UMa	1.8000	6300.0	72	18337	No
27	GOM_NL__2PRFIN20050902_033203_000000292040_00247_18337_6398.N1	02-SEP-2005 03:32:03	Bright	29.000	82	48Bet UMa	2.3650	10600.	58	18337	No
28	GOM_NL__2PRFIN20050902_035635_000000362040_00247_18337_6399.N1	02-SEP-2005 03:56:35	Dark	35.500	132	15Rho Pup	2.8030	6900.0	71	18337	No
29	GOM_NL__2PRFIN20050902_040053_000000412040_00247_18337_6400.N1	02-SEP-2005 04:00:53	Dark	40.500	70	Zet Pup	2.2460	39000.	81	18337	No
30	GOM_NL__2PRFIN20050902_040602_000000412040_00247_18337_6401.N1	02-SEP-2005 04:06:02	Dark	40.500	41	Eps Car	1.8600	4100.0	81	18337	No
31	GOM_NL__2PRFIN20050902_041629_000000382040_00248_18338_6389.N1	02-SEP-2005 04:16:29	Dark	38.000	135	Bet Hyi	2.8200	5800.0	76	18338	No
32	GOM_NL__2PRFIN20050902_042203_000000402040_00248_18338_6390.N1	02-SEP-2005 04:22:03	Straylight	40.000	148	Alp Tuc	2.8780	4100.0	80	18338	No
33	GOM_NL__2PRFIN20050902_042543_000000422040_00248_18338_6391.N1	02-SEP-2005 04:25:43	Straylight	41.500	31	Alp Gru	1.7340	15200.	83	18338	No
34	GOM_NL__2PRFIN20050902_042833_000000362040_00248_18338_6392.N1	02-SEP-2005 04:28:33	Straylight	36.000	172	Gam Gru	3.0030	13100.	72	18338	No
35	GOM_NL__2PRFIN20050902_044903_000000372040_00248_18338_6393.N1	02-SEP-2005 04:49:03	Bright	36.500	92	53Eps Cyg	2.5000	4500.0	73	18338	No
36	GOM_NL__2PRFIN20050902_045057_000000372040_00248_18338_6394.N1	02-SEP-2005 04:50:57	Bright	37.000	66	37Gam Cyg	2.2080	5900.0	74	18338	No
37	GOM_NL__2PRFIN20050902_045213_000000062040_00248_18338_6395.N1	02-SEP-2005 04:52:13	Straylight	6.0000	19	50Alp Cyg	1.2460	10500.	12	18338	No
38	GOM_NL__2PRFIN20050902_045243_000000362040_00248_18338_6396.N1	02-SEP-2005 04:52:43	Bright	36.000	144	18Del Cyg	2.8600	11000.	72	18338	No
39	GOM_NL__2PRFIN20050902_050441_000000332040_00248_18338_6397.N1	02-SEP-2005 05:04:41	Bright	33.000	60	7Bet UMi	2.0810	3950.0	66	18338	No
40	GOM_NL__2PRFIN20050902_051118_000000352040_00248_18338_6398.N1	02-SEP-2005 05:11:18	Bright	35.000	36	50Alp UMa	1.8000	6300.0	70	18338	No
41	GOM_NL__2PRFIN20050902_051240_000000362040_00248_18338_6399.N1	02-SEP-2005 05:12:40	Bright	36.000	82	48Bet UMa	2.3650	10600.	72	18338	No
42	GOM_NL__2PRFIN20050902_053711_000000362040_00248_18338_6400.N1	02-SEP-2005 05:37:11	Dark	35.500	132	15Rho Pup	2.8030	6900.0	71	18338	No

43	GOM_NL__2PRFIN20050902_054129_000000402040_00248_18338_6401.N1	02-SEP-2005 05:41:29	Dark	39.500	70	Zet Pup	2.2460	39000.	79	18338	No
44	GOM_NL__2PRFIN20050902_054638_000000422040_00248_18338_6402.N1	02-SEP-2005 05:46:38	Dark	42.000	41	Eps Car	1.8600	4100.0	84	18338	No
45	GOM_NL__2PRFIN20050902_055705_000000372040_00249_18339_6389.N1	02-SEP-2005 05:57:05	Dark	36.500	135	Bet Hyi	2.8200	5800.0	73	18339	No
46	GOM_NL__2PRFIN20050902_060239_000000392040_00249_18339_6390.N1	02-SEP-2005 06:02:39	Straylight	38.500	148	Alp Tuc	2.8780	4100.0	77	18339	No
47	GOM_NL__2PRFIN20050902_060619_000000382040_00249_18339_6391.N1	02-SEP-2005 06:06:19	Straylight	37.500	31	Alp Gru	1.7340	15200.	75	18339	No
48	GOM_NL__2PRFIN20050902_060909_000000382040_00249_18339_6392.N1	02-SEP-2005 06:09:09	Straylight	38.000	172	Gam Gru	3.0030	13100.	76	18339	No
49	GOM_NL__2PRFIN20050902_062939_000000342040_00249_18339_6393.N1	02-SEP-2005 06:29:39	Bright	33.500	92	53Eps Cyg	2.5000	4500.0	67	18339	No
50	GOM_NL__2PRFIN20050902_063133_000000372040_00249_18339_6394.N1	02-SEP-2005 06:31:33	Bright	37.000	66	37Gam Cyg	2.2080	5900.0	74	18339	No
51	GOM_NL__2PRFIN20050902_063249_000000062040_00249_18339_6395.N1	02-SEP-2005 06:32:49	Straylight	6.0000	19	50Alp Cyg	1.2460	10500.	12	18339	No
52	GOM_NL__2PRFIN20050902_063320_000000352040_00249_18339_6396.N1	02-SEP-2005 06:33:20	Bright	35.000	144	18Del Cyg	2.8600	11000.	70	18339	No
53	GOM_NL__2PRFIN20050902_064517_000000342040_00249_18339_6397.N1	02-SEP-2005 06:45:17	Bright	34.000	60	7Bet UMi	2.0810	3950.0	68	18339	No
54	GOM_NL__2PRFIN20050902_065154_000000372040_00249_18339_6398.N1	02-SEP-2005 06:51:54	Bright	36.500	36	50Alp UMa	1.8000	6300.0	73	18339	No
55	GOM_NL__2PRFIN20050902_065316_000000362040_00249_18339_6399.N1	02-SEP-2005 06:53:16	Bright	36.000	82	48Bet UMa	2.3650	10600.	72	18339	No
56	GOM_NL__2PRFIN20050902_071748_000000362040_00249_18339_6400.N1	02-SEP-2005 07:17:48	Dark	36.000	132	15Rho Pup	2.8030	6900.0	72	18339	No
57	GOM_NL__2PRFIN20050902_072205_000000392040_00249_18339_6401.N1	02-SEP-2005 07:22:05	Dark	39.000	70	Zet Pup	2.2460	39000.	78	18339	No
58	GOM_NL__2PRFIN20050902_072714_000000452040_00249_18339_6402.N1	02-SEP-2005 07:27:14	Dark	45.000	41	Eps Car	1.8600	4100.0	90	18339	No
59	GOM_NL__2PRFIN20050902_073741_000000372040_00250_18340_6390.N1	02-SEP-2005 07:37:41	Dark	36.500	135	Bet Hyi	2.8200	5800.0	73	18340	No
60	GOM_NL__2PRFIN20050902_074316_000000472040_00250_18340_6391.N1	02-SEP-2005 07:43:16	Straylight	46.500	148	Alp Tuc	2.8780	4100.0	93	18340	No
61	GOM_NL__2PRFIN20050902_074655_000000412040_00250_18340_6392.N1	02-SEP-2005 07:46:55	Straylight	41.000	31	Alp Gru	1.7340	15200.	82	18340	No
62	GOM_NL__2PRFIN20050902_074945_000000362040_00250_18340_6393.N1	02-SEP-2005 07:49:45	Straylight	36.000	172	Gam Gru	3.0030	13100.	72	18340	No
63	GOM_NL__2PRFIN20050902_081015_000000362040_00250_18340_6394.N1	02-SEP-2005 08:10:15	Bright	35.500	92	53Eps Cyg	2.5000	4500.0	71	18340	No
64	GOM_NL__2PRFIN20050902_081209_000000372040_00250_18340_6395.N1	02-SEP-2005 08:12:09	Bright	37.000	66	37Gam Cyg	2.2080	5900.0	74	18340	No
65	GOM_NL__2PRFIN20050902_081325_000000312040_00250_18340_6396.N1	02-SEP-2005 08:13:25	Bright	31.000	19	50Alp Cyg	1.2460	10500.	62	18340	No
66	GOM_NL__2PRFIN20050902_082553_000000382040_00250_18340_6397.N1	02-SEP-2005 08:25:53	Bright	38.000	60	7Bet UMi	2.0810	3950.0	76	18340	No
67	GOM_NL__2PRFIN20050902_083230_000000352040_00250_18340_6398.N1	02-SEP-2005 08:32:30	Bright	34.500	36	50Alp UMa	1.8000	6300.0	69	18340	No
68	GOM_NL__2PRFIN20050902_083352_000000352040_00250_18340_6399.N1	02-SEP-2005 08:33:52	Bright	34.500	82	48Bet UMa	2.3650	10600.	69	18340	No
69	GOM_NL__2PRFIN20050902_085824_000000402040_00250_18340_6400.N1	02-SEP-2005 08:58:24	Dark	40.000	132	15Rho Pup	2.8030	6900.0	80	18340	No
70	GOM_NL__2PRFIN20050902_090241_000000382040_00250_18340_6401.N1	02-SEP-2005 09:02:41	Dark	38.000	70	Zet Pup	2.2460	39000.	76	18340	No
71	GOM_NL__2PRFIN20050902_090750_000000462040_00250_18340_6402.N1	02-SEP-2005 09:07:50	Dark	46.000	41	Eps Car	1.8600	4100.0	92	18340	No
72	GOM_NL__2PRFIN20050902_091817_000000392040_00251_18341_6390.N1	02-SEP-2005 09:18:17	Dark	38.500	135	Bet Hyi	2.8200	5800.0	77	18341	No
73	GOM_NL__2PRFIN20050902_092352_000000462040_00251_18341_6391.N1	02-SEP-2005 09:23:52	Straylight	46.000	148	Alp Tuc	2.8780	4100.0	92	18341	No
74	GOM_NL__2PRFIN20050902_092732_000000382040_00251_18341_6392.N1	02-SEP-2005 09:27:32	Straylight	38.000	31	Alp Gru	1.7340	15200.	76	18341	No
75	GOM_NL__2PRFIN20050902_093021_000000382040_00251_18341_6393.N1	02-SEP-2005 09:30:21	Straylight	37.500	172	Gam Gru	3.0030	13100.	75	18341	No
76	GOM_NL__2PRFIN20050902_095051_000000342040_00251_18341_6394.N1	02-SEP-2005 09:50:51	Bright	34.000	92	53Eps Cyg	2.5000	4500.0	68	18341	No
77	GOM_NL__2PRFIN20050902_095245_000000352040_00251_18341_6395.N1	02-SEP-2005 09:52:45	Bright	35.000	66	37Gam Cyg	2.2080	5900.0	70	18341	No
78	GOM_NL__2PRFIN20050902_095401_000000312040_00251_18341_6396.N1	02-SEP-2005 09:54:01	Bright	31.000	19	50Alp Cyg	1.2460	10500.	62	18341	No
79	GOM_NL__2PRFIN20050902_100629_000000372040_00251_18341_6397.N1	02-SEP-2005 10:06:29	Bright	36.500	60	7Bet UMi	2.0810	3950.0	73	18341	No
80	GOM_NL__2PRFIN20050902_101306_000000352040_00251_18341_6398.N1	02-SEP-2005 10:13:06	Bright	35.000	36	50Alp UMa	1.8000	6300.0	70	18341	No
81	GOM_NL__2PRFIN20050902_101428_000000342040_00251_18341_6399.N1	02-SEP-2005 10:14:28	Bright	33.500	82	48Bet UMa	2.3650	10600.	67	18341	No
82	GOM_NL__2PRFIN20050902_103900_000000402040_00251_18341_6400.N1	02-SEP-2005 10:39:00	Dark	40.000	132	15Rho Pup	2.8030	6900.0	80	18341	No
83	GOM_NL__2PRFIN20050902_104317_000000372040_00251_18341_6401.N1	02-SEP-2005 10:43:17	Dark	37.000	70	Zet Pup	2.2460	39000.	74	18341	No
84	GOM_NL__2PRFIN20050902_104826_000000502040_00251_18341_6402.N1	02-SEP-2005 10:48:26	Dark	50.000	41	Eps Car	1.8600	4100.0	100	18341	No
85	GOM_NL__2PRFIN20050902_105853_000000362040_00252_18342_6410.N1	02-SEP-2005 10:58:53	Dark	36.000	135	Bet Hyi	2.8200	5800.0	72	18342	No
86	GOM_NL__2PRFIN20050902_110428_000000402040_00252_18342_6411.N1	02-SEP-2005 11:04:28	Straylight	39.500	148	Alp Tuc	2.8780	4100.0	79	18342	No
87	GOM_NL__2PRFIN20050902_110808_000000392040_00252_18342_6412.N1	02-SEP-2005 11:08:08	Straylight	39.000	31	Alp Gru	1.7340	15200.	78	18342	No
88	GOM_NL__2PRFIN20050902_111057_000000372040_00252_18342_6413.N1	02-SEP-2005 11:10:57	Straylight	37.000	172	Gam Gru	3.0030	13100.	74	18342	No
89	GOM_NL__2PRFIN20050902_113127_000000372040_00252_18342_6414.N1	02-SEP-2005 11:31:27	Bright	37.000	92	53Eps Cyg	2.5000	4500.0	74	18342	No
90	GOM_NL__2PRFIN20050902_113321_000000362040_00252_18342_6415.N1	02-SEP-2005 11:33:21	Bright	36.000	66	37Gam Cyg	2.2080	5900.0	72	18342	No
91	GOM_NL__2PRFIN20050902_113437_000000372040_00252_18342_6416.N1	02-SEP-2005 11:34:37	Bright	37.000	19	50Alp Cyg	1.2460	10500.	74	18342	No
92	GOM_NL__2PRFIN20050902_114705_000000372040_00252_18342_6417.N1	02-SEP-2005 11:47:05	Bright	36.500	60	7Bet UMi	2.0810	3950.0	73	18342	No
93	GOM_NL__2PRFIN20050902_115342_000000352040_00252_18342_6418.N1	02-SEP-2005 11:53:42	Bright	35.000	36	50Alp UMa	1.8000	6300.0	70	18342	No
94	GOM_NL__2PRFIN20050902_115504_000000502040_00252_18342_6419.N1	02-SEP-2005 11:55:04	Bright	50.000	82	48Bet UMa	2.3650	10600.	100	18342	No
95	GOM_NL__2PRFIN20050902_121936_000000392040_00252_18342_6420.N1	02-SEP-2005 12:19:36	Dark	38.500	132	15Rho Pup	2.8030	6900.0	77	18342	No
96	GOM_NL__2PRFIN20050902_122353_000000382040_00252_18342_6421.N1	02-SEP-2005 12:23:53	Dark	38.000	70	Zet Pup	2.2460	39000.	76	18342	No
97	GOM_NL__2PRFIN20050902_122902_000000462040_00252_18342_6422.N1	02-SEP-2005 12:29:02	Dark	45.500	41	Eps Car	1.8600	4100.0	91	18342	No
98	GOM_NL__2PRFIN20050902_123929_000000392040_00253_18343_6410.N1	02-SEP-2005 12:39:29	Dark	38.500	135	Bet Hyi	2.8200	5800.0	77	18343	No
99	GOM_NL__2PRFIN20050902_124504_000000372040_00253_18343_6411.N1	02-SEP-2005 12:45:04	Straylight	37.000	148	Alp Tuc	2.8780	4100.0	74	18343	No
100	GOM_NL__2PRFIN20050902_124844_000000442040_00253_18343_6412.N1	02-SEP-2005 12:48:44	Straylight	43.500	31	Alp Gru	1.7340	15200.	87	18343	No
101	GOM_NL__2PRFIN20050902_125133_000000362040_00253_18343_6413.N1	02-SEP-2005 12:51:33	Straylight	36.000	172	Gam Gru	3.0030	13100.	72	18343	No

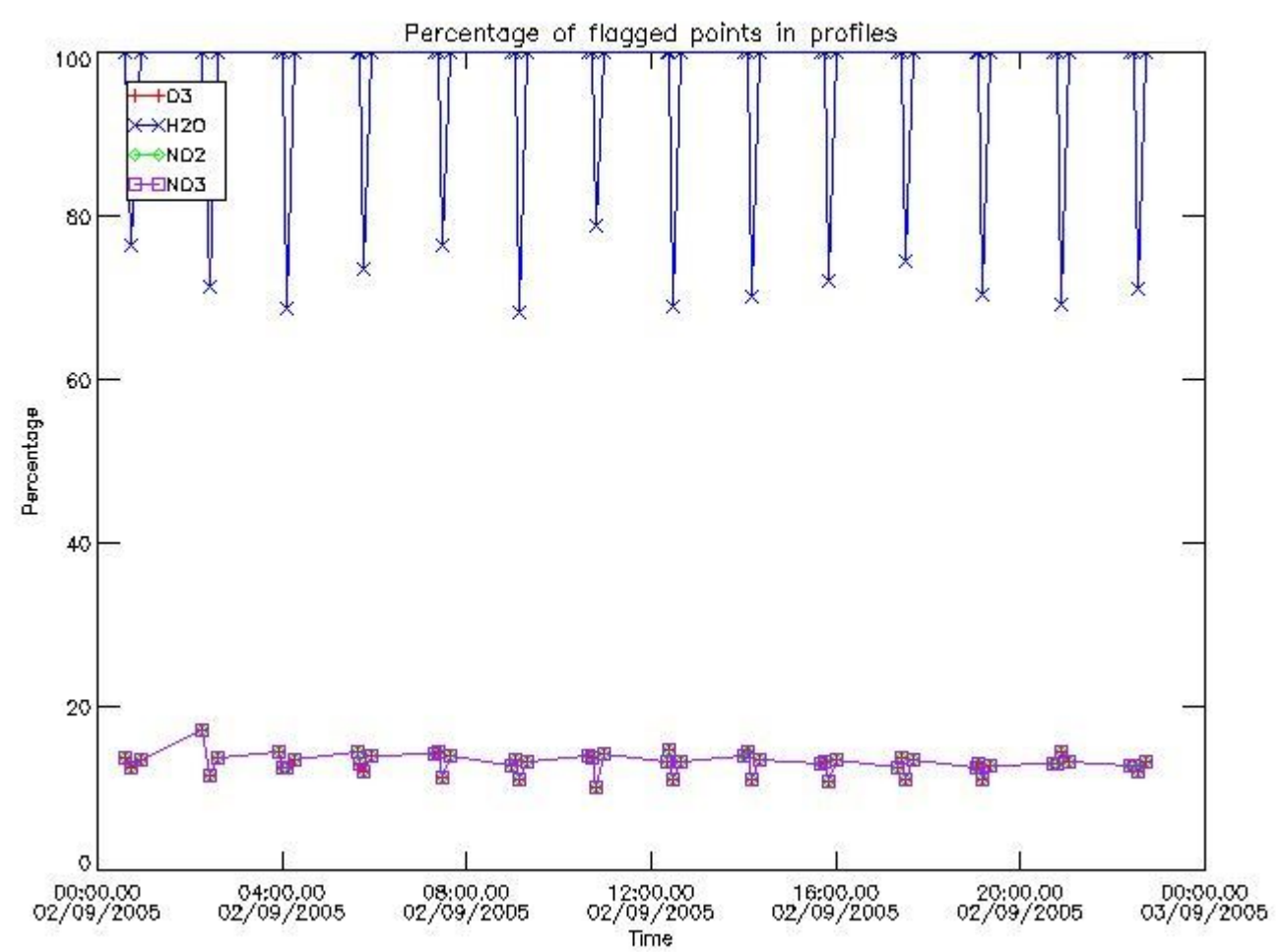
102	GOM_NL__2PRFIN20050902_131203_000000352040_00253_18343_6414.N1	02-SEP-2005 13:12:03	Bright	35.000	92	53Eps Cyg	2.5000	4500.0	70	18343	No
103	GOM_NL__2PRFIN20050902_131357_000000372040_00253_18343_6415.N1	02-SEP-2005 13:13:57	Bright	37.000	66	37Gam Cyg	2.2080	5900.0	74	18343	No
104	GOM_NL__2PRFIN20050902_131513_000000382040_00253_18343_6416.N1	02-SEP-2005 13:15:13	Bright	38.000	19	50Alp Cyg	1.2460	10500.	76	18343	No
105	GOM_NL__2PRFIN20050902_132742_000000372040_00253_18343_6417.N1	02-SEP-2005 13:27:42	Bright	37.000	60	7Bet UMi	2.0810	3950.0	74	18343	No
106	GOM_NL__2PRFIN20050902_133419_000000372040_00253_18343_6418.N1	02-SEP-2005 13:34:19	Bright	37.000	36	50Alp UMa	1.8000	6300.0	74	18343	No
107	GOM_NL__2PRFIN20050902_133541_000000342040_00253_18343_6419.N1	02-SEP-2005 13:35:41	Bright	33.500	82	48Bet UMa	2.3650	10600.	67	18343	No
108	GOM_NL__2PRFIN20050902_140012_000000402040_00253_18343_6420.N1	02-SEP-2005 14:00:12	Dark	40.000	132	15Rho Pup	2.8030	6900.0	80	18343	No
109	GOM_NL__2PRFIN20050902_140430_000000392040_00253_18343_6421.N1	02-SEP-2005 14:04:30	Dark	38.500	70	Zet Pup	2.2460	39000.	77	18343	No
110	GOM_NL__2PRFIN20050902_140938_000000462040_00253_18343_6422.N1	02-SEP-2005 14:09:38	Dark	45.500	41	Eps Car	1.8600	4100.0	91	18343	No
111	GOM_NL__2PRFIN20050902_142005_000000382040_00254_18344_6410.N1	02-SEP-2005 14:20:05	Dark	37.500	135	Bet Hyi	2.8200	5800.0	75	18344	No
112	GOM_NL__2PRFIN20050902_142540_000000412040_00254_18344_6411.N1	02-SEP-2005 14:25:40	Straylight	41.000	148	Alp Tuc	2.8780	4100.0	82	18344	No
113	GOM_NL__2PRFIN20050902_142920_000000402040_00254_18344_6412.N1	02-SEP-2005 14:29:20	Straylight	39.500	31	Alp Gru	1.7340	15200.	79	18344	No
114	GOM_NL__2PRFIN20050902_143209_000000372040_00254_18344_6413.N1	02-SEP-2005 14:32:09	Straylight	36.500	172	Gam Gru	3.0030	13100.	73	18344	No
115	GOM_NL__2PRFIN20050902_145239_000000352040_00254_18344_6414.N1	02-SEP-2005 14:52:39	Bright	35.000	92	53Eps Cyg	2.5000	4500.0	70	18344	No
116	GOM_NL__2PRFIN20050902_145433_000000372040_00254_18344_6415.N1	02-SEP-2005 14:54:33	Bright	36.500	66	37Gam Cyg	2.2080	5900.0	73	18344	No
117	GOM_NL__2PRFIN20050902_145549_000000372040_00254_18344_6416.N1	02-SEP-2005 14:55:49	Bright	37.000	19	50Alp Cyg	1.2460	10500.	74	18344	No
118	GOM_NL__2PRFIN20050902_150818_000000332040_00254_18344_6417.N1	02-SEP-2005 15:08:18	Bright	33.000	60	7Bet UMi	2.0810	3950.0	66	18344	No
119	GOM_NL__2PRFIN20050902_151455_000000372040_00254_18344_6418.N1	02-SEP-2005 15:14:55	Bright	36.500	36	50Alp UMa	1.8000	6300.0	73	18344	No
120	GOM_NL__2PRFIN20050902_151617_000000352040_00254_18344_6419.N1	02-SEP-2005 15:16:17	Bright	35.000	82	48Bet UMa	2.3650	10600.	70	18344	No
121	GOM_NL__2PRFIN20050902_154049_000000402040_00254_18344_6420.N1	02-SEP-2005 15:40:49	Dark	39.500	132	15Rho Pup	2.8030	6900.0	79	18344	No
122	GOM_NL__2PRFIN20050902_154506_000000392040_00254_18344_6421.N1	02-SEP-2005 15:45:06	Dark	38.500	70	Zet Pup	2.2460	39000.	77	18344	No
123	GOM_NL__2PRFIN20050902_155014_000000472040_00254_18344_6422.N1	02-SEP-2005 15:50:14	Dark	47.000	41	Eps Car	1.8600	4100.0	94	18344	No
124	GOM_NL__2PRFIN20050902_160041_000000382040_00255_18345_6410.N1	02-SEP-2005 16:00:41	Dark	37.500	135	Bet Hyi	2.8200	5800.0	75	18345	No
125	GOM_NL__2PRFIN20050902_160616_000000402040_00255_18345_6411.N1	02-SEP-2005 16:06:16	Straylight	39.500	148	Alp Tuc	2.8780	4100.0	79	18345	No
126	GOM_NL__2PRFIN20050902_160956_000000432040_00255_18345_6412.N1	02-SEP-2005 16:09:56	Straylight	43.000	31	Alp Gru	1.7340	15200.	86	18345	No
127	GOM_NL__2PRFIN20050902_161245_000000372040_00255_18345_6413.N1	02-SEP-2005 16:12:45	Straylight	37.000	172	Gam Gru	3.0030	13100.	74	18345	No
128	GOM_NL__2PRFIN20050902_163315_000000342040_00255_18345_6414.N1	02-SEP-2005 16:33:15	Bright	34.000	92	53Eps Cyg	2.5000	4500.0	68	18345	No
129	GOM_NL__2PRFIN20050902_163509_000000372040_00255_18345_6415.N1	02-SEP-2005 16:35:09	Bright	37.000	66	37Gam Cyg	2.2080	5900.0	74	18345	No
130	GOM_NL__2PRFIN20050902_163625_000000372040_00255_18345_6416.N1	02-SEP-2005 16:36:25	Bright	37.000	19	50Alp Cyg	1.2460	10500.	74	18345	No
131	GOM_NL__2PRFIN20050902_164854_000000372040_00255_18345_6417.N1	02-SEP-2005 16:48:54	Bright	36.500	60	7Bet UMi	2.0810	3950.0	73	18345	No
132	GOM_NL__2PRFIN20050902_165531_000000452040_00255_18345_6418.N1	02-SEP-2005 16:55:31	Bright	44.500	36	50Alp UMa	1.8000	6300.0	89	18345	No
133	GOM_NL__2PRFIN20050902_165653_000000432040_00255_18345_6419.N1	02-SEP-2005 16:56:53	Bright	42.500	82	48Bet UMa	2.3650	10600.	85	18345	No
134	GOM_NL__2PRFIN20050902_172125_000000412040_00255_18345_6420.N1	02-SEP-2005 17:21:25	Dark	40.500	132	15Rho Pup	2.8030	6900.0	81	18345	No
135	GOM_NL__2PRFIN20050902_172542_000000372040_00255_18345_6421.N1	02-SEP-2005 17:25:42	Dark	37.000	70	Zet Pup	2.2460	39000.	74	18345	No
136	GOM_NL__2PRFIN20050902_173050_000000462040_00255_18345_6422.N1	02-SEP-2005 17:30:50	Dark	45.500	41	Eps Car	1.8600	4100.0	91	18345	No
137	GOM_NL__2PRFIN20050902_174118_000000382040_00256_18346_6487.N1	02-SEP-2005 17:41:18	Dark	38.000	135	Bet Hyi	2.8200	5800.0	76	18346	No
138	GOM_NL__2PRFIN20050902_174652_000000412040_00256_18346_6488.N1	02-SEP-2005 17:46:52	Straylight	41.000	148	Alp Tuc	2.8780	4100.0	82	18346	No
139	GOM_NL__2PRFIN20050902_175032_000000392040_00256_18346_6489.N1	02-SEP-2005 17:50:32	Straylight	39.000	31	Alp Gru	1.7340	15200.	78	18346	No
140	GOM_NL__2PRFIN20050902_175322_000000382040_00256_18346_6490.N1	02-SEP-2005 17:53:22	Straylight	37.500	172	Gam Gru	3.0030	13100.	75	18346	No
141	GOM_NL__2PRFIN20050902_181351_000000352040_00256_18346_6491.N1	02-SEP-2005 18:13:51	Bright	34.500	92	53Eps Cyg	2.5000	4500.0	69	18346	No
142	GOM_NL__2PRFIN20050902_181545_000000382040_00256_18346_6492.N1	02-SEP-2005 18:15:45	Bright	37.500	66	37Gam Cyg	2.2080	5900.0	75	18346	No
143	GOM_NL__2PRFIN20050902_181701_000000372040_00256_18346_6493.N1	02-SEP-2005 18:17:01	Bright	37.000	19	50Alp Cyg	1.2460	10500.	74	18346	No
144	GOM_NL__2PRFIN20050902_182930_000000362040_00256_18346_6494.N1	02-SEP-2005 18:29:30	Bright	36.000	60	7Bet UMi	2.0810	3950.0	72	18346	No
145	GOM_NL__2PRFIN20050902_183607_000000342040_00256_18346_6495.N1	02-SEP-2005 18:36:07	Bright	34.000	36	50Alp UMa	1.8000	6300.0	68	18346	No
146	GOM_NL__2PRFIN20050902_183730_000000392040_00256_18346_6496.N1	02-SEP-2005 18:37:30	Bright	38.500	82	48Bet UMa	2.3650	10600.	77	18346	No
147	GOM_NL__2PRFIN20050902_190201_000000412040_00256_18346_6497.N1	02-SEP-2005 19:02:01	Dark	41.000	132	15Rho Pup	2.8030	6900.0	82	18346	No
148	GOM_NL__2PRFIN20050902_190618_000000402040_00256_18346_6498.N1	02-SEP-2005 19:06:18	Dark	39.500	70	Zet Pup	2.2460	39000.	79	18346	No
149	GOM_NL__2PRFIN20050902_191126_000000462040_00256_18346_6499.N1	02-SEP-2005 19:11:26	Dark	46.000	41	Eps Car	1.8600	4100.0	92	18346	No
150	GOM_NL__2PRFIN20050902_192154_000000402040_00257_18347_6488.N1	02-SEP-2005 19:21:54	Dark	40.000	135	Bet Hyi	2.8200	5800.0	80	18347	No
151	GOM_NL__2PRFIN20050902_192728_000000392040_00257_18347_6489.N1	02-SEP-2005 19:27:28	Straylight	39.000	148	Alp Tuc	2.8780	4100.0	78	18347	No
152	GOM_NL__2PRFIN20050902_193108_000000422040_00257_18347_6490.N1	02-SEP-2005 19:31:08	Straylight	42.000	31	Alp Gru	1.7340	15200.	84	18347	No
153	GOM_NL__2PRFIN20050902_193358_000000382040_00257_18347_6491.N1	02-SEP-2005 19:33:58	Straylight	38.000	172	Gam Gru	3.0030	13100.	76	18347	No
154	GOM_NL__2PRFIN20050902_195427_000000382040_00257_18347_6492.N1	02-SEP-2005 19:54:27	Bright	38.000	92	53Eps Cyg	2.5000	4500.0	76	18347	No
155	GOM_NL__2PRFIN20050902_195622_000000372040_00257_18347_6493.N1	02-SEP-2005 19:56:22	Bright	37.000	66	37Gam Cyg	2.2080	5900.0	74	18347	No
156	GOM_NL__2PRFIN20050902_195737_000000382040_00257_18347_6494.N1	02-SEP-2005 19:57:37	Bright	37.500	19	50Alp Cyg	1.2460	10500.	75	18347	No
157	GOM_NL__2PRFIN20050902_201007_000000382040_00257_18347_6495.N1	02-SEP-2005 20:10:07	Bright	37.500	60	7Bet UMi	2.0810	3950.0	75	18347	No
158	GOM_NL__2PRFIN20050902_201643_000000352040_00257_18347_6496.N1	02-SEP-2005 20:16:43	Bright	35.000	36	50Alp UMa	1.8000	6300.0	70	18347	No
159	GOM_NL__2PRFIN20050902_201806_000000382040_00257_18347_6497.N1	02-SEP-2005 20:18:06	Bright	38.000	82	48Bet UMa	2.3650	10600.	76	18347	No
160	GOM_NL__2PRFIN20050902_204237_000000392040_00257_18347_6498.N1	02-SEP-2005 20:42:37	Dark	39.000	132	15Rho Pup	2.8030	6900.0	78	18347	No

161	GOM_NL__2PRFIN20050902_204654_000000402040_00257_18347_6499.N1	02-SEP-2005 20:46:54	Dark	39.500	70	Zet Pup	2.2460	39000.	79	18347	No
162	GOM_NL__2PRFIN20050902_205202_000000462040_00257_18347_6500.N1	02-SEP-2005 20:52:02	Dark	46.000	41	Eps Car	1.8600	4100.0	92	18347	No
163	GOM_NL__2PRFIN20050902_210230_000000392040_00258_18348_6489.N1	02-SEP-2005 21:02:30	Dark	38.500	135	Bet Hyi	2.8200	5800.0	77	18348	No
164	GOM_NL__2PRFIN20050902_210805_000000372040_00258_18348_6490.N1	02-SEP-2005 21:08:05	Straylight	37.000	148	Alp Tuc	2.8780	4100.0	74	18348	No
165	GOM_NL__2PRFIN20050902_211145_000000402040_00258_18348_6491.N1	02-SEP-2005 21:11:45	Straylight	40.000	31	Alp Gru	1.7340	15200.	80	18348	No
166	GOM_NL__2PRFIN20050902_211434_000000382040_00258_18348_6492.N1	02-SEP-2005 21:14:34	Straylight	37.500	172	Gam Gru	3.0030	13100.	75	18348	No
167	GOM_NL__2PRFIN20050902_213503_000000372040_00258_18348_6493.N1	02-SEP-2005 21:35:03	Bright	36.500	92	53Eps Cyg	2.5000	4500.0	73	18348	No
168	GOM_NL__2PRFIN20050902_213658_000000342040_00258_18348_6494.N1	02-SEP-2005 21:36:58	Bright	34.000	66	37Gam Cyg	2.2080	5900.0	68	18348	No
169	GOM_NL__2PRFIN20050902_213813_000000352040_00258_18348_6495.N1	02-SEP-2005 21:38:13	Bright	35.000	19	50Alp Cyg	1.2460	10500.	70	18348	No
170	GOM_NL__2PRFIN20050902_215043_000000362040_00258_18348_6496.N1	02-SEP-2005 21:50:43	Bright	35.500	60	7Bet UMi	2.0810	3950.0	71	18348	No
171	GOM_NL__2PRFIN20050902_215720_000000342040_00258_18348_6497.N1	02-SEP-2005 21:57:20	Bright	34.000	36	50Alp UMa	1.8000	6300.0	68	18348	No
172	GOM_NL__2PRFIN20050902_215842_000000532040_00258_18348_6498.N1	02-SEP-2005 21:58:42	Bright	52.500	82	48Bet UMa	2.3650	10600.	105	18348	No
173	GOM_NL__2PRFIN20050902_222313_000000402040_00258_18348_6499.N1	02-SEP-2005 22:23:13	Dark	40.000	132	15Rho Pup	2.8030	6900.0	80	18348	No
174	GOM_NL__2PRFIN20050902_222730_000000402040_00258_18348_6500.N1	02-SEP-2005 22:27:30	Dark	40.000	70	Zet Pup	2.2460	39000.	80	18348	No
175	GOM_NL__2PRFIN20050902_223238_000000422040_00258_18348_6501.N1	02-SEP-2005 22:32:38	Dark	42.000	41	Eps Car	1.8600	4100.0	84	18348	No
176	GOM_NL__2PRFIN20050902_224306_000000392040_00259_18349_6490.N1	02-SEP-2005 22:43:06	Dark	38.500	135	Bet Hyi	2.8200	5800.0	77	18349	No
177	GOM_NL__2PRFIN20050902_224841_000000422040_00259_18349_6491.N1	02-SEP-2005 22:48:41	Straylight	41.500	148	Alp Tuc	2.8780	4100.0	83	18349	No
178	GOM_NL__2PRFIN20050902_225221_000000412040_00259_18349_6492.N1	02-SEP-2005 22:52:21	Straylight	40.500	31	Alp Gru	1.7340	15200.	81	18349	No
179	GOM_NL__2PRFIN20050902_225510_000000402040_00259_18349_6493.N1	02-SEP-2005 22:55:10	Straylight	39.500	172	Gam Gru	3.0030	13100.	79	18349	No
180	GOM_NL__2PRFIN20050902_231539_000000352040_00259_18349_6494.N1	02-SEP-2005 23:15:39	Bright	35.000	92	53Eps Cyg	2.5000	4500.0	70	18349	No
181	GOM_NL__2PRFIN20050902_231734_000000372040_00259_18349_6495.N1	02-SEP-2005 23:17:34	Bright	36.500	66	37Gam Cyg	2.2080	5900.0	73	18349	No
182	GOM_NL__2PRFIN20050902_231849_000000372040_00259_18349_6496.N1	02-SEP-2005 23:18:49	Bright	37.000	19	50Alp Cyg	1.2460	10500.	74	18349	No
183	GOM_NL__2PRFIN20050902_233119_000000332040_00259_18349_6497.N1	02-SEP-2005 23:31:19	Bright	32.500	60	7Bet UMi	2.0810	3950.0	65	18349	No
184	GOM_NL__2PRFIN20050902_233756_000000382040_00259_18349_6498.N1	02-SEP-2005 23:37:56	Bright	37.500	36	50Alp UMa	1.8000	6300.0	75	18349	No
185	GOM_NL__2PRFIN20050902_233918_000000462040_00259_18349_6499.N1	02-SEP-2005 23:39:18	Bright	46.000	82	48Bet UMa	2.3650	10600.	92	18349	No

3. Quality information per product


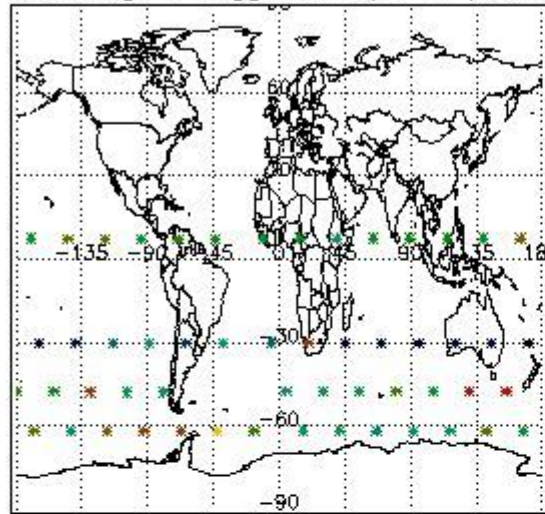
In this section it is plotted some information contained in the Quality Summary data set of the level 2 products. Only products in dark limb conditions and without errors (error flag in the MPH set to "0") are used.

3.1 Plot quality information per product (time dependant)

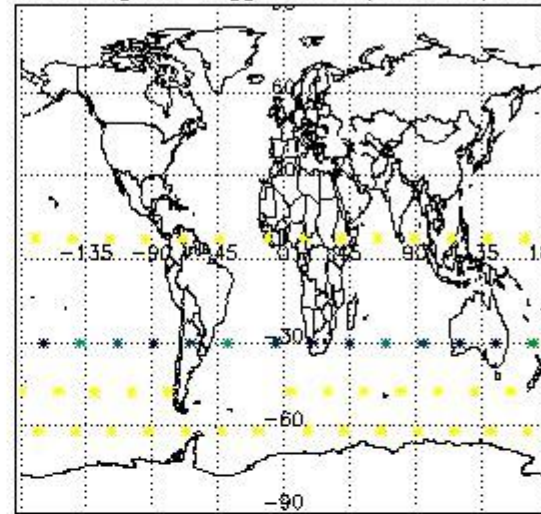


3.2 Plot quality information per product (world map)


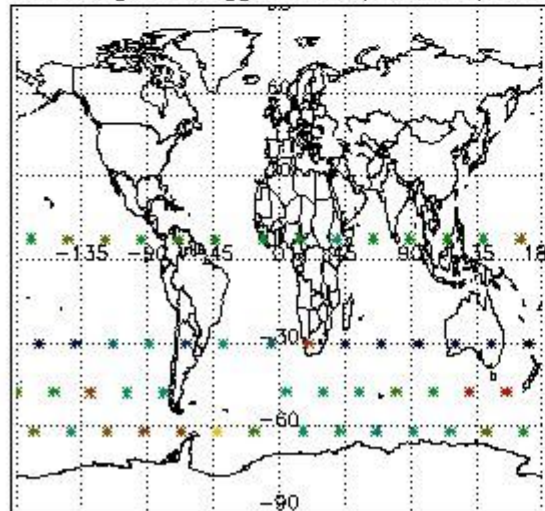
Percentage of flagged data per O3 profile



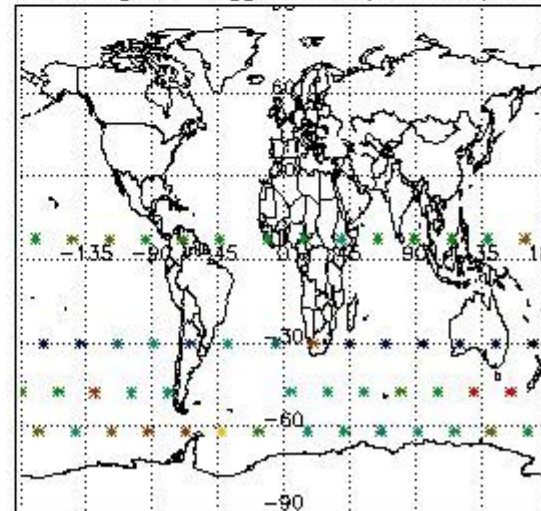
Percentage of flagged data per H2O profile



Percentage of flagged data per NO2 profile



Percentage of flagged data per NO3 profile

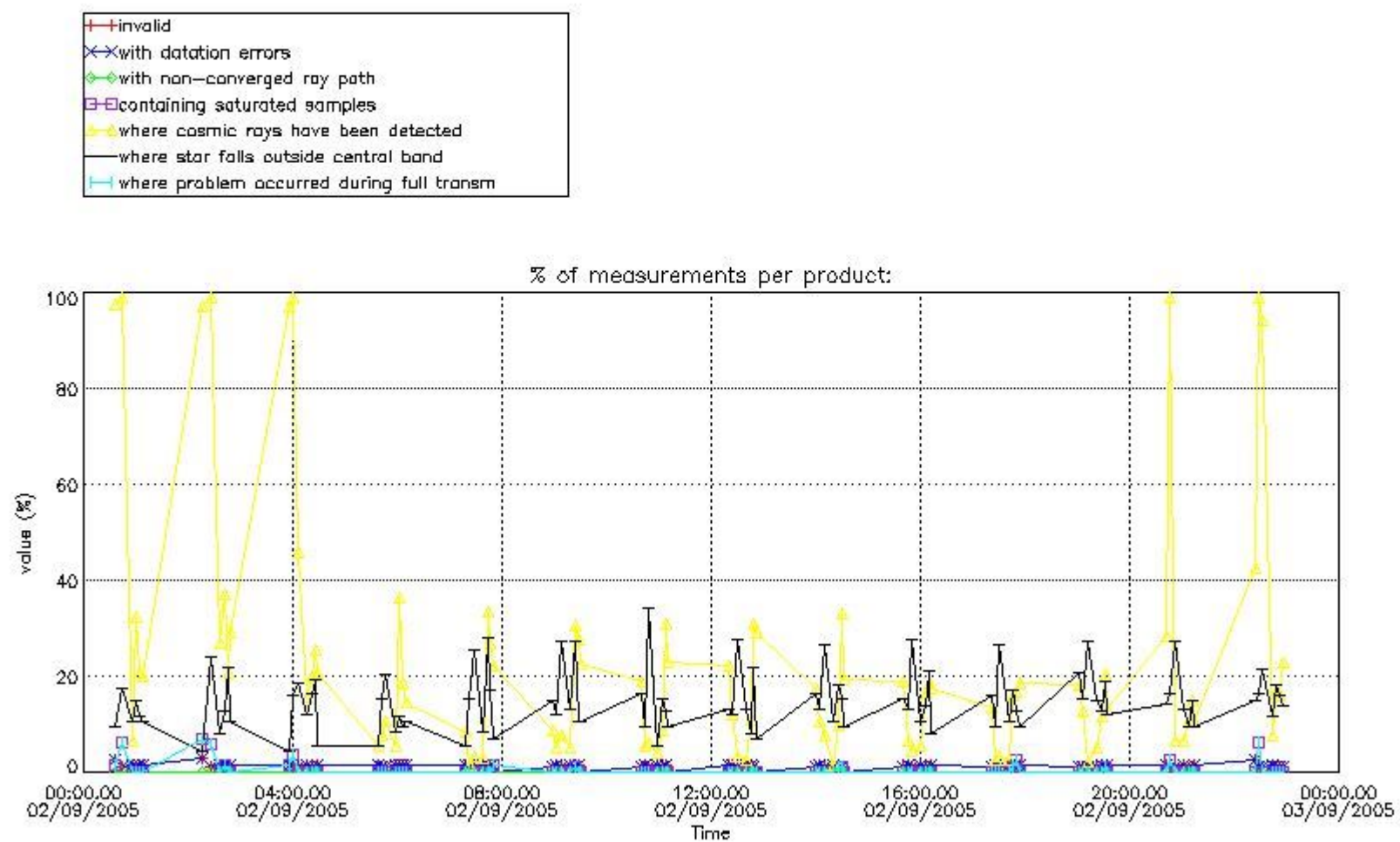


4. Level 1 quality information per product

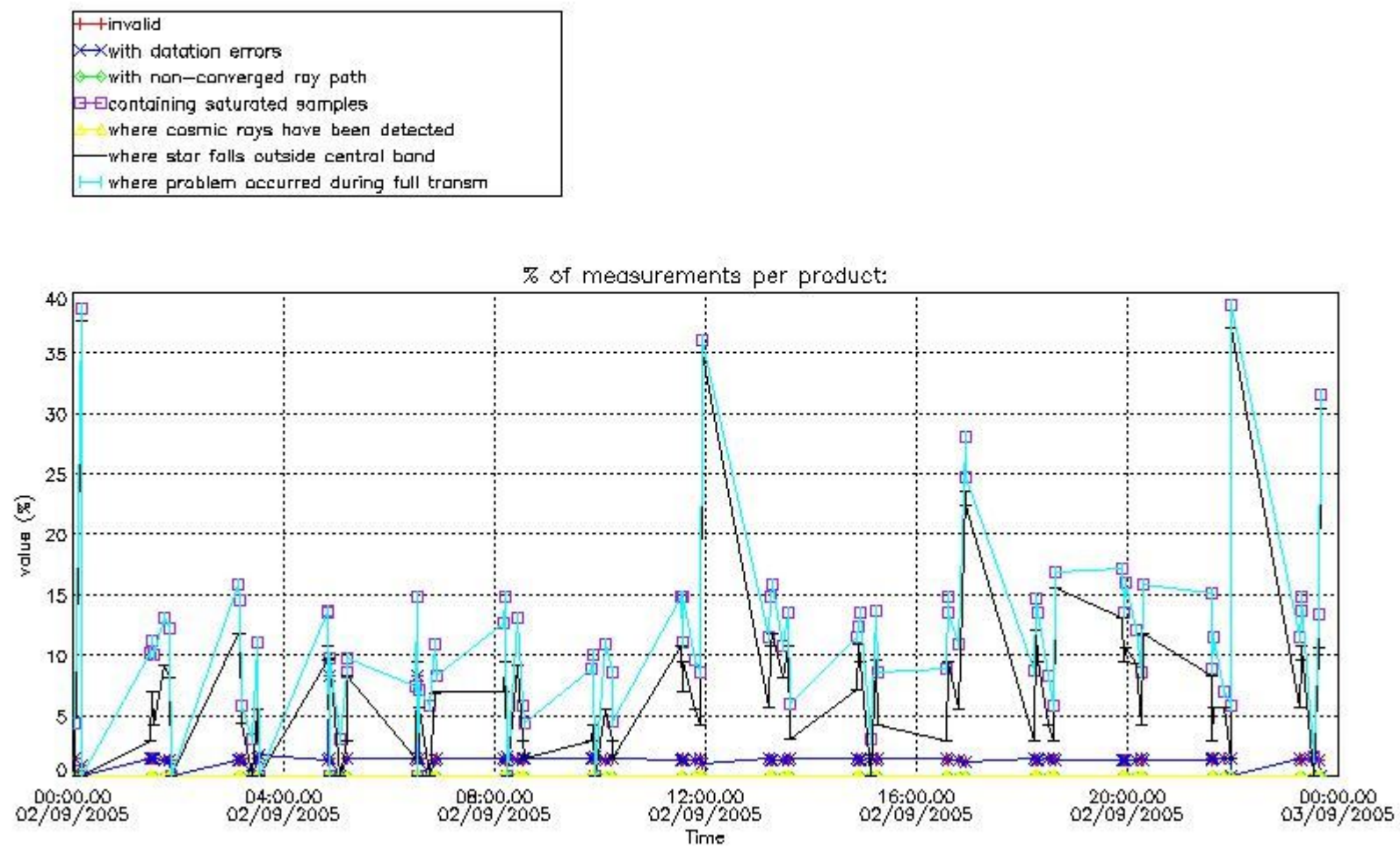
In this section it is plotted some information contained in the Quality Summary data set of the level 2 products that comes from the level 1b processing. Products without errors (error flag in the MPH set to "0") are used.

4.1 Plot quality information per product (time dependant) coming from level 1b processing

4.1.1 Plot level 1 quality information per product (time dependant): ENVISAT ASCENDING passes



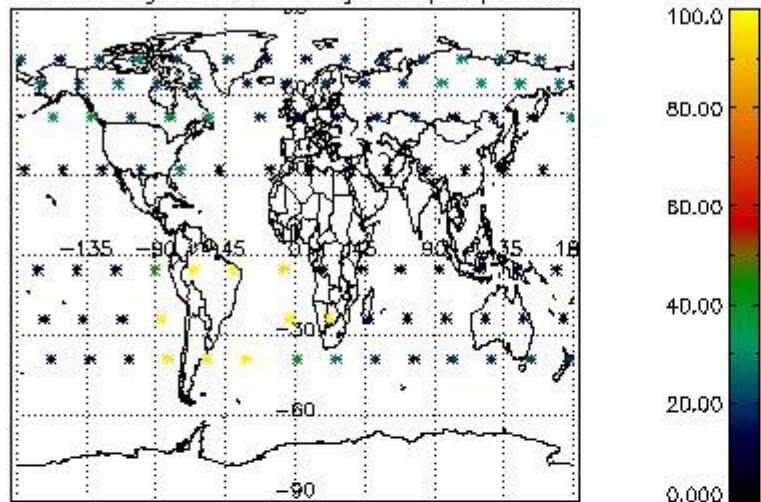
4.1.2 Plot level 1 quality information per product (time dependant): ENVI SAT DESCENDING passes



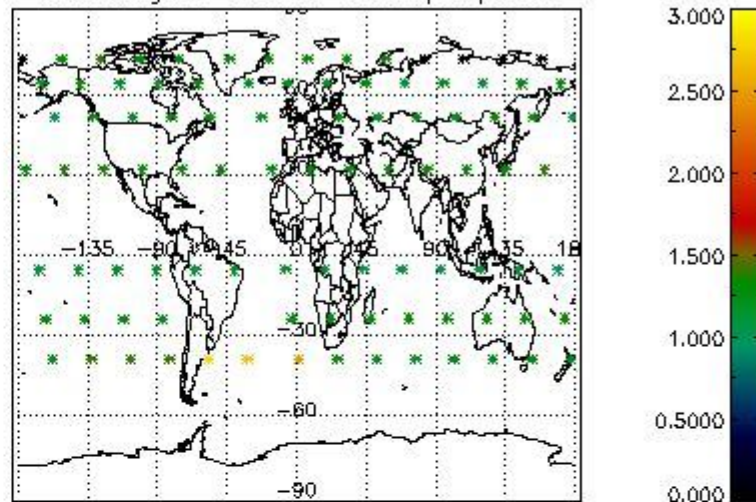
4.2 Plot quality information per product coming from level 1b processing (world map)

4.2.1 Plot level 1 quality information per product (world map): ENVISAT ASCENDING passes

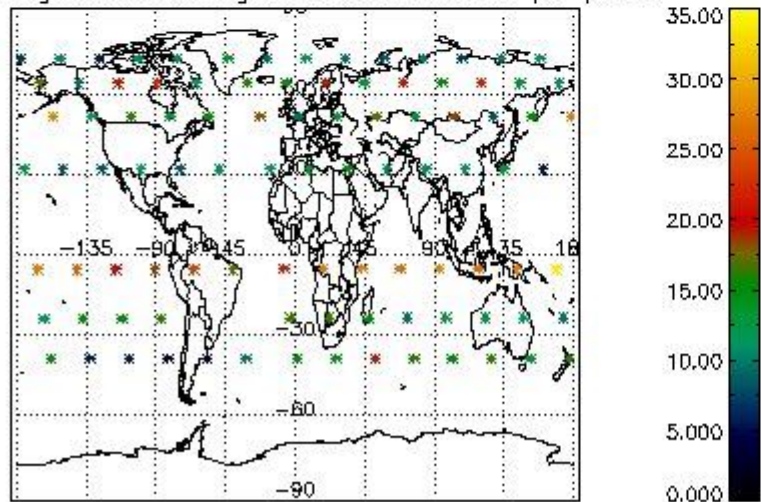
Percentage of cosmic ray hits per profile



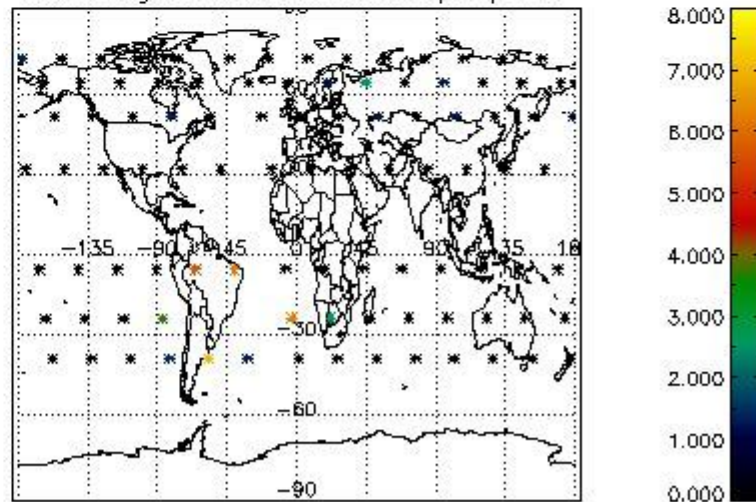
Percentage of datation errors per profile



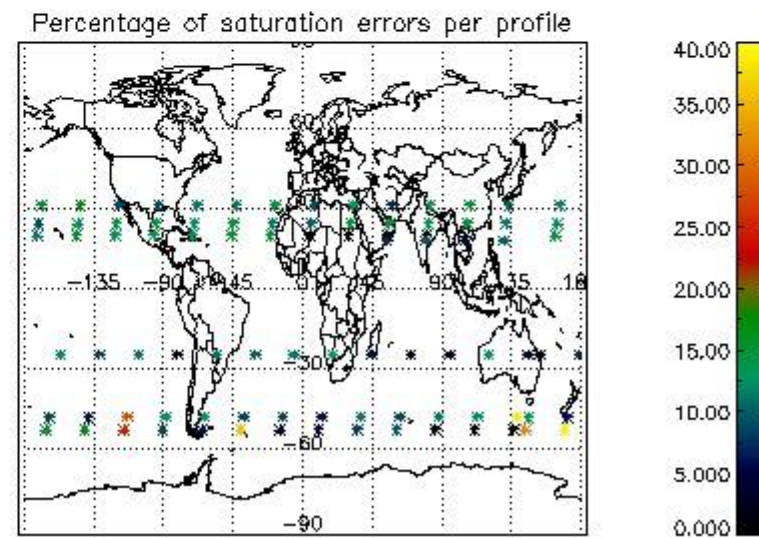
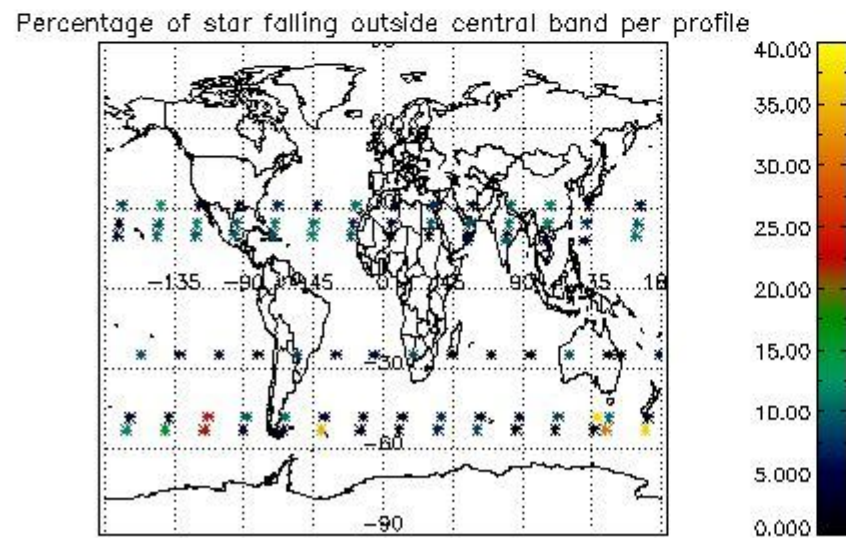
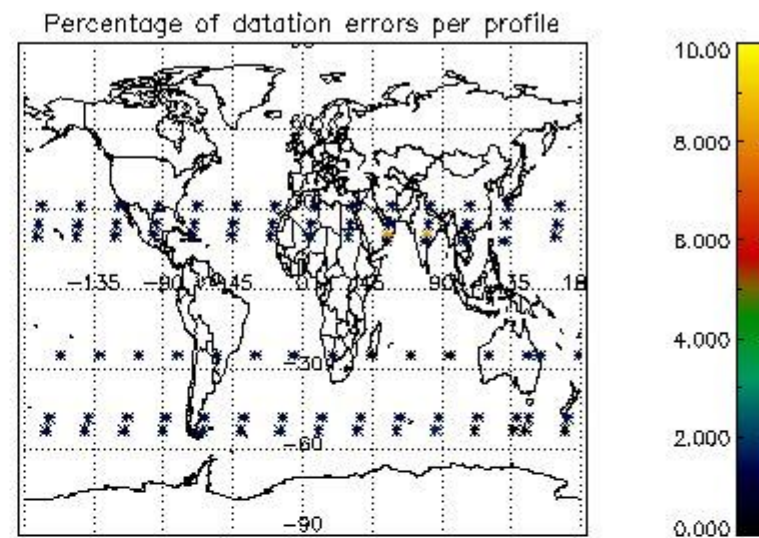
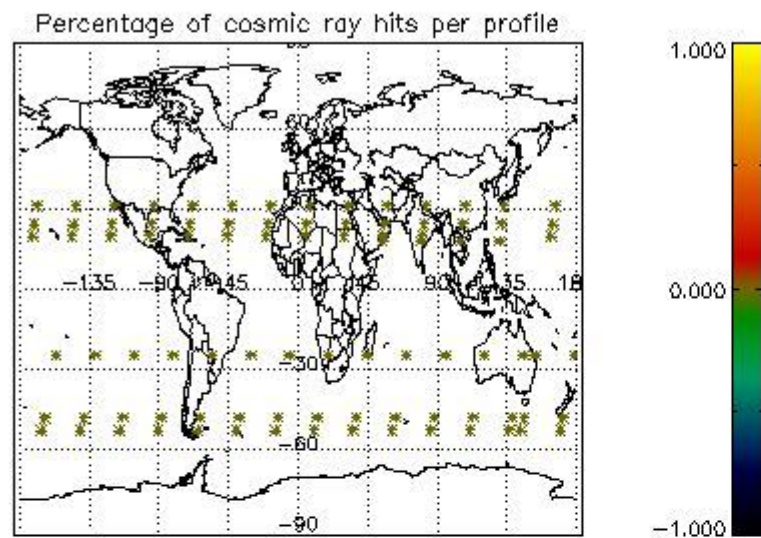
Percentage of star falling outside central band per profile



Percentage of saturation errors per profile



4.2.2 Plot level 1 quality information per product (world map): ENVISAT DESCENDING passes



5. Trace gas profiles

5.1 Ozone statistics based on quality of products

The final quality of the products can be "measured" using the STD (Standard Deviation) attached to every point profile. This information is written to the parameter GOM_NL__2P/NL_LOCAL_SPECIES_DENSITY/o3_std of the level 2 products. The table below shows the statistics for given STD ranges.

The statistics are given with respect to the overall valid production:

- Products without fatal errors: GOM_NL__2P/MPH/PRODUCT_ERR=0
- Valid point profile: GOM_NL__2P/NL_LOCAL_SPECIES_DENSITY/pcd(0)=0

The 'Criteria' is applied to valid points of dark limb products:

- Products in dark limb illumination condition: GOM_NL__2P/NL_SUMMARY_QUALITY/obs_ill_cond=0
- Products without fatal errors: GOM_NL__2P/MPH/PRODUCT_ERR=0
- Valid point profile: GOM_NL__2P/NL_LOCAL_SPECIES_DENSITY/pcd(0)=0

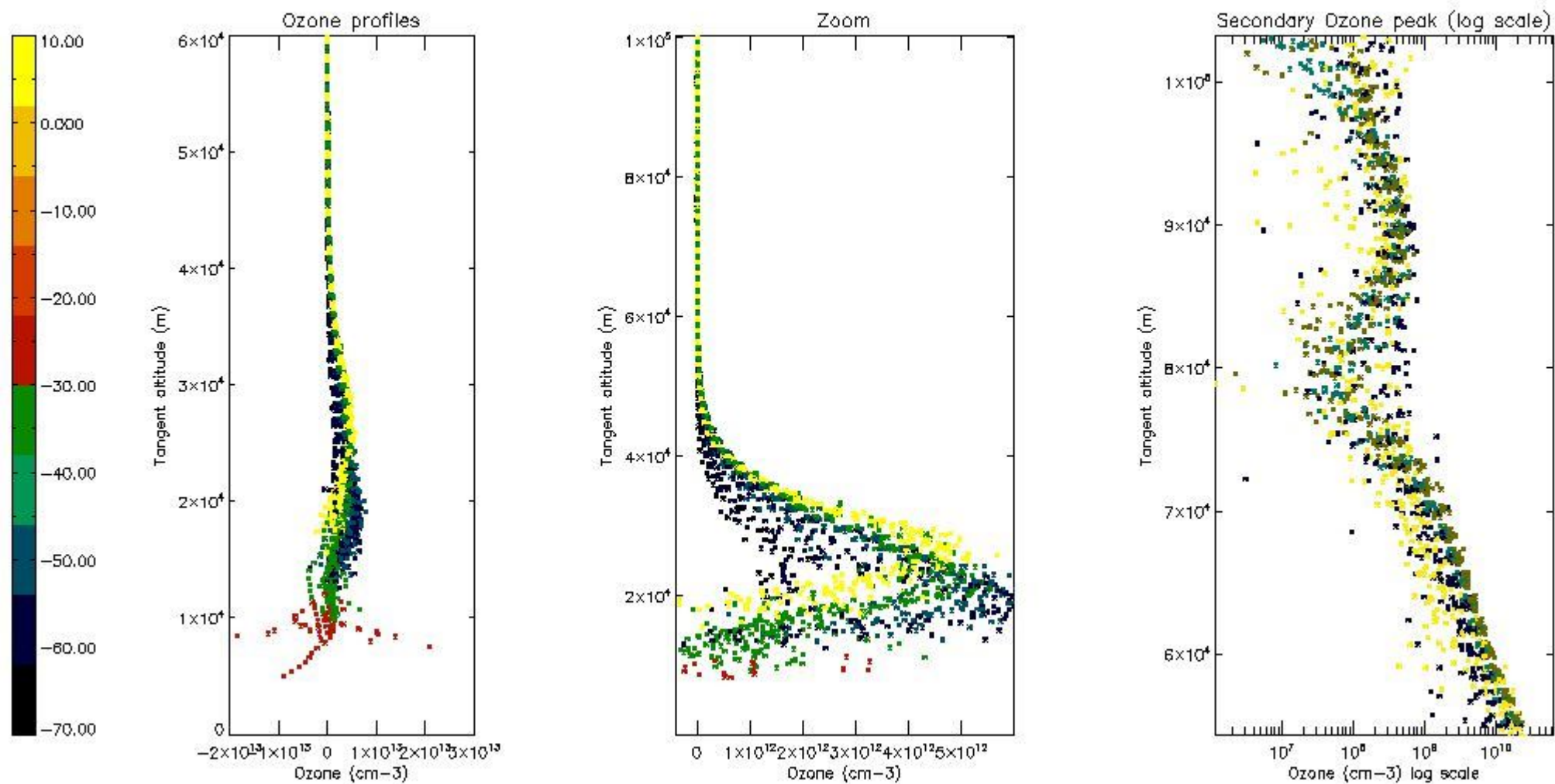
So, the table below shows the percentage of dark limb and valid observations for each criteria with respect to the overall valid daily observations.

Criteria	% of total production
All STD	32
STD < 20	16

STD < 10	12
STD < 5	5

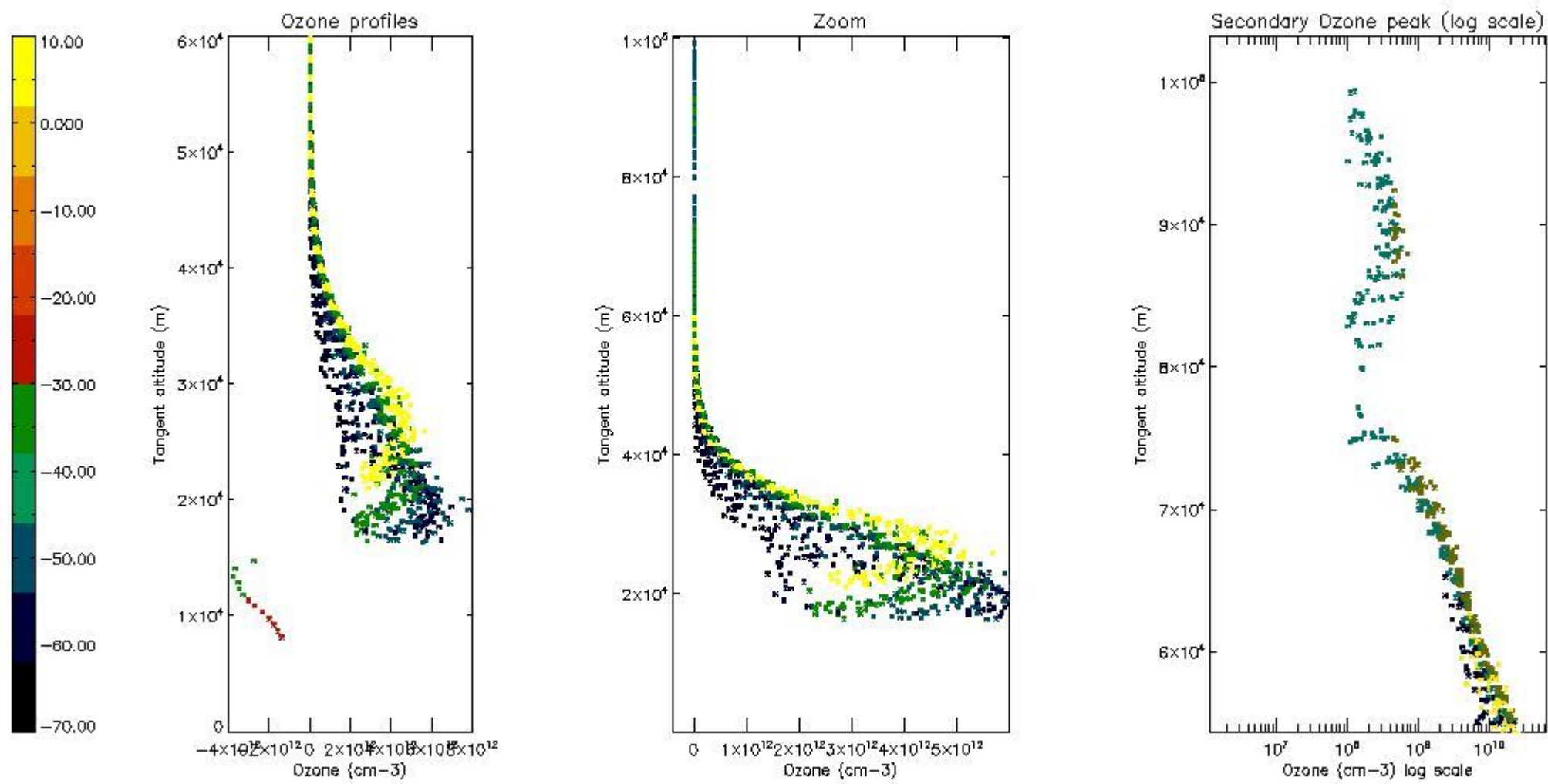
5.2 Plot ozone profiles for all STD (dark without errors)

The colorbar represents the latitude.



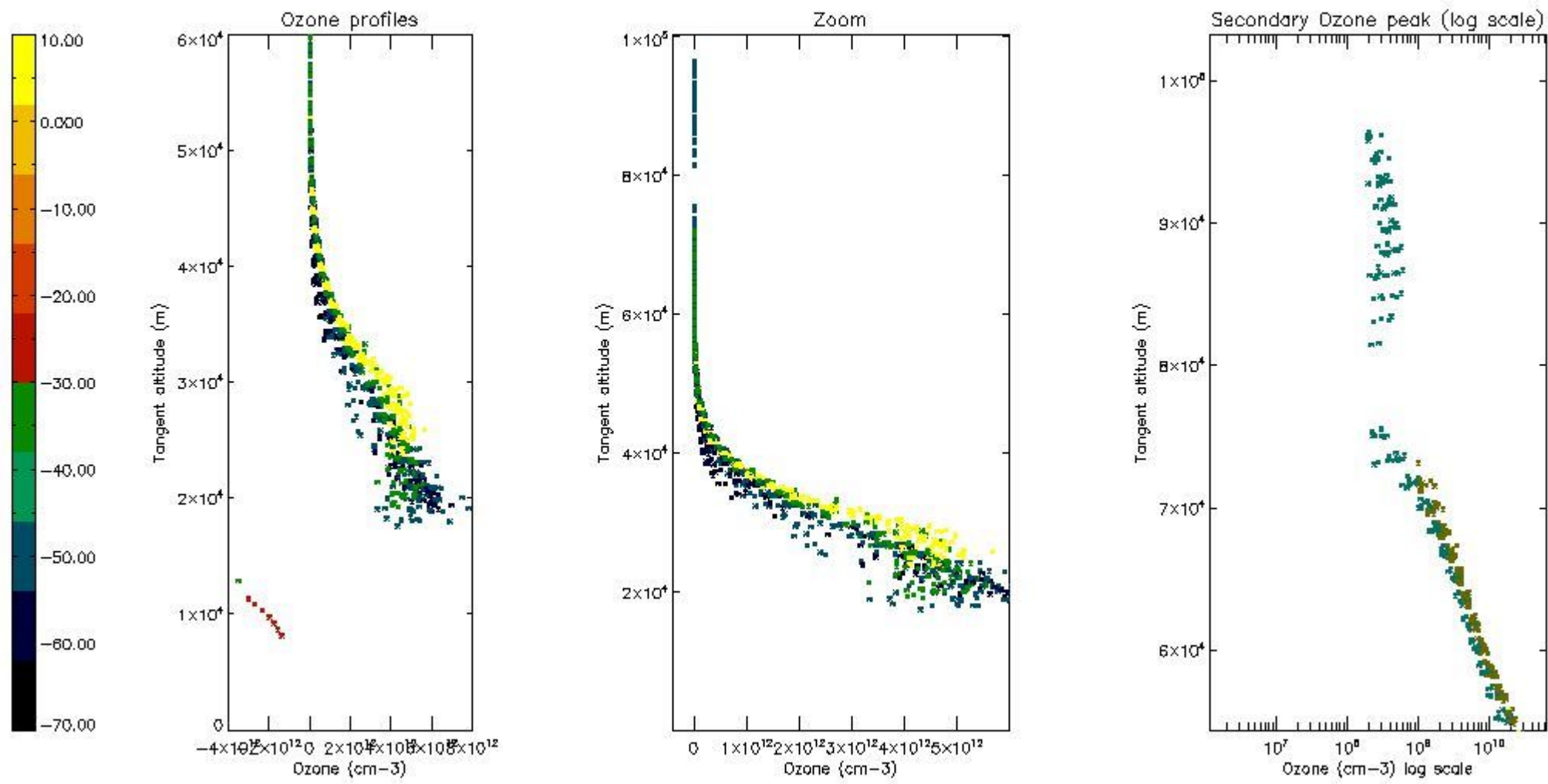
5.3 Plot ozone profiles where STD < 20% (dark without errors)

The colorbar represents the latitude.



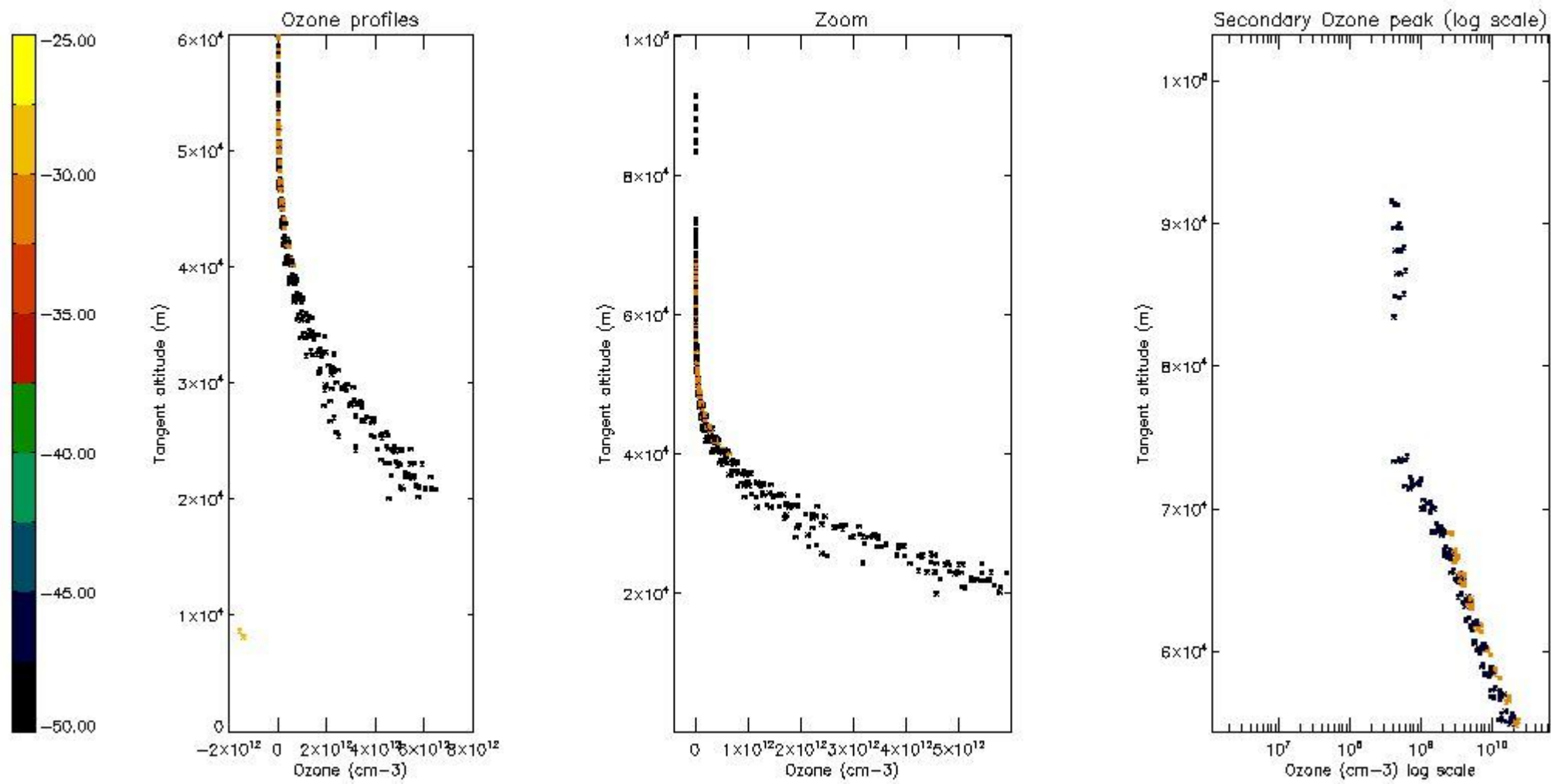
5.4 Plot ozone profiles where STD < 10% (dark without errors)

The colorbar represents the latitude.



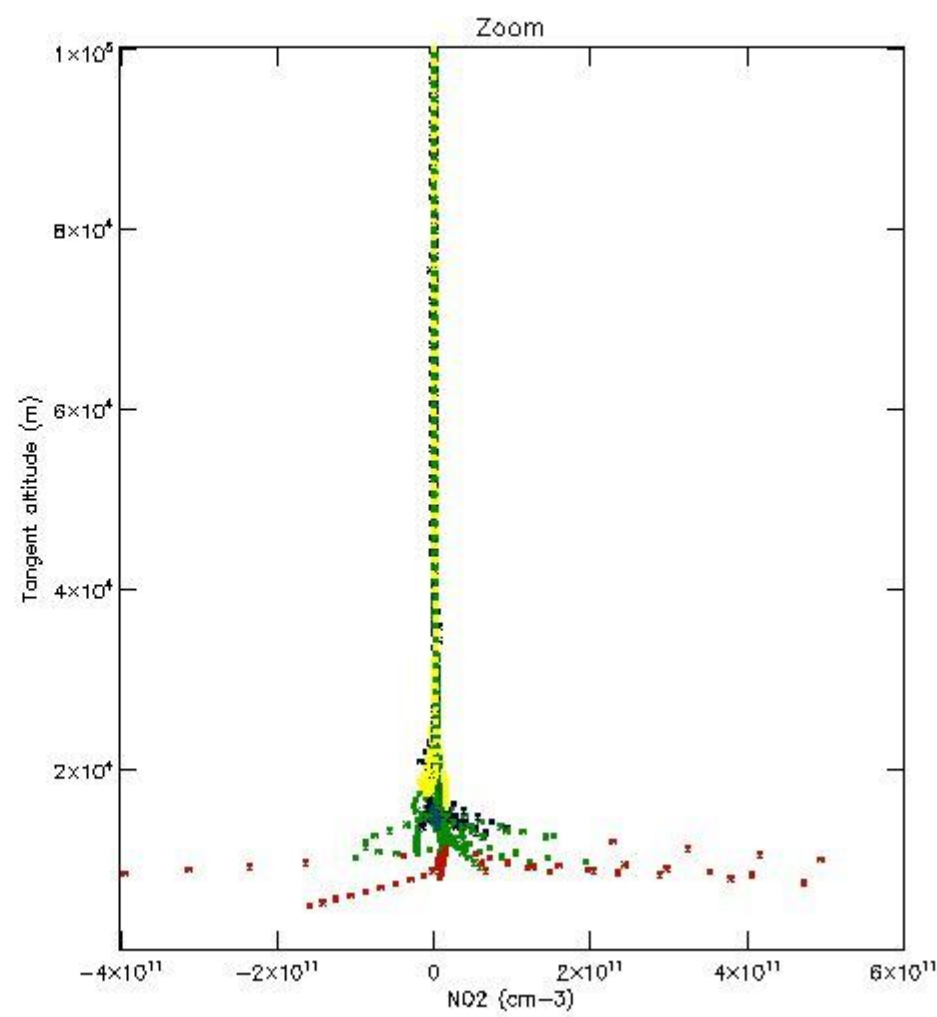
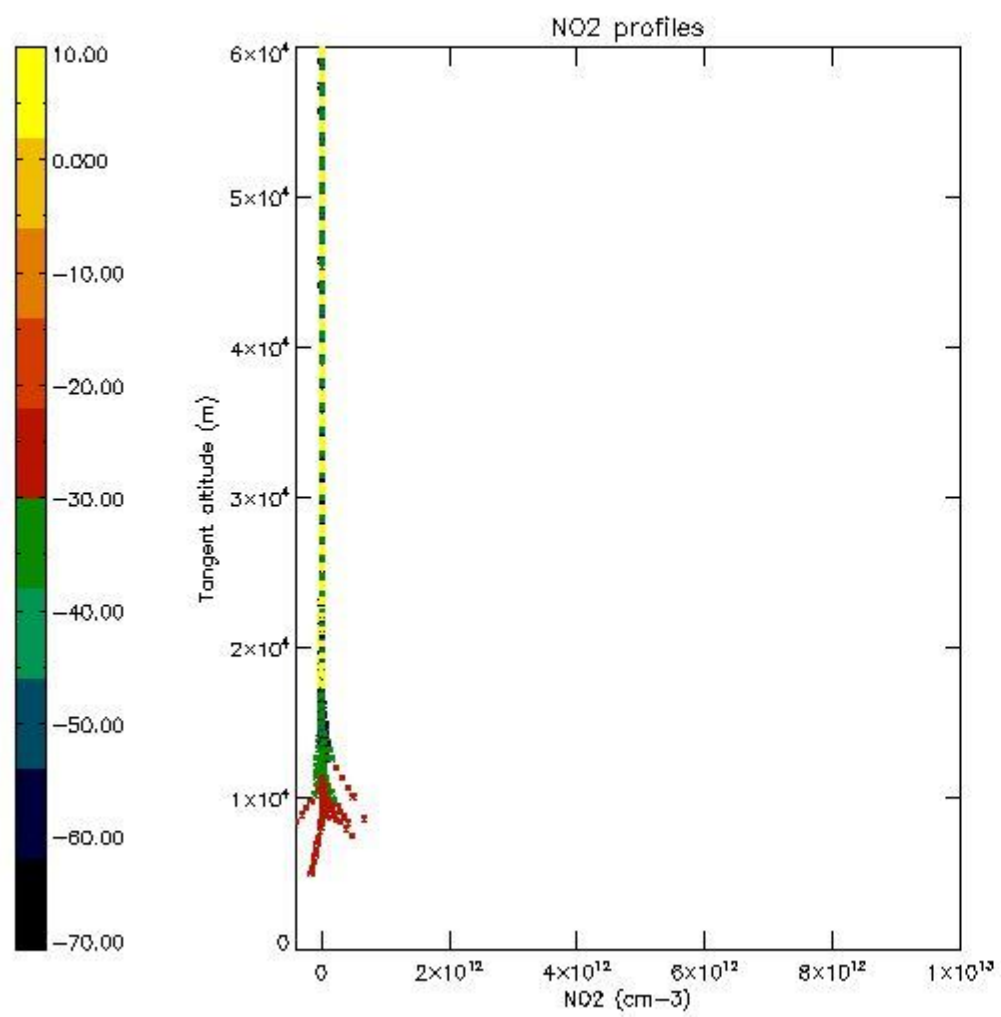
5.5 Plot ozone profiles where STD < 5% (dark without errors)

The colorbar represents the latitude.



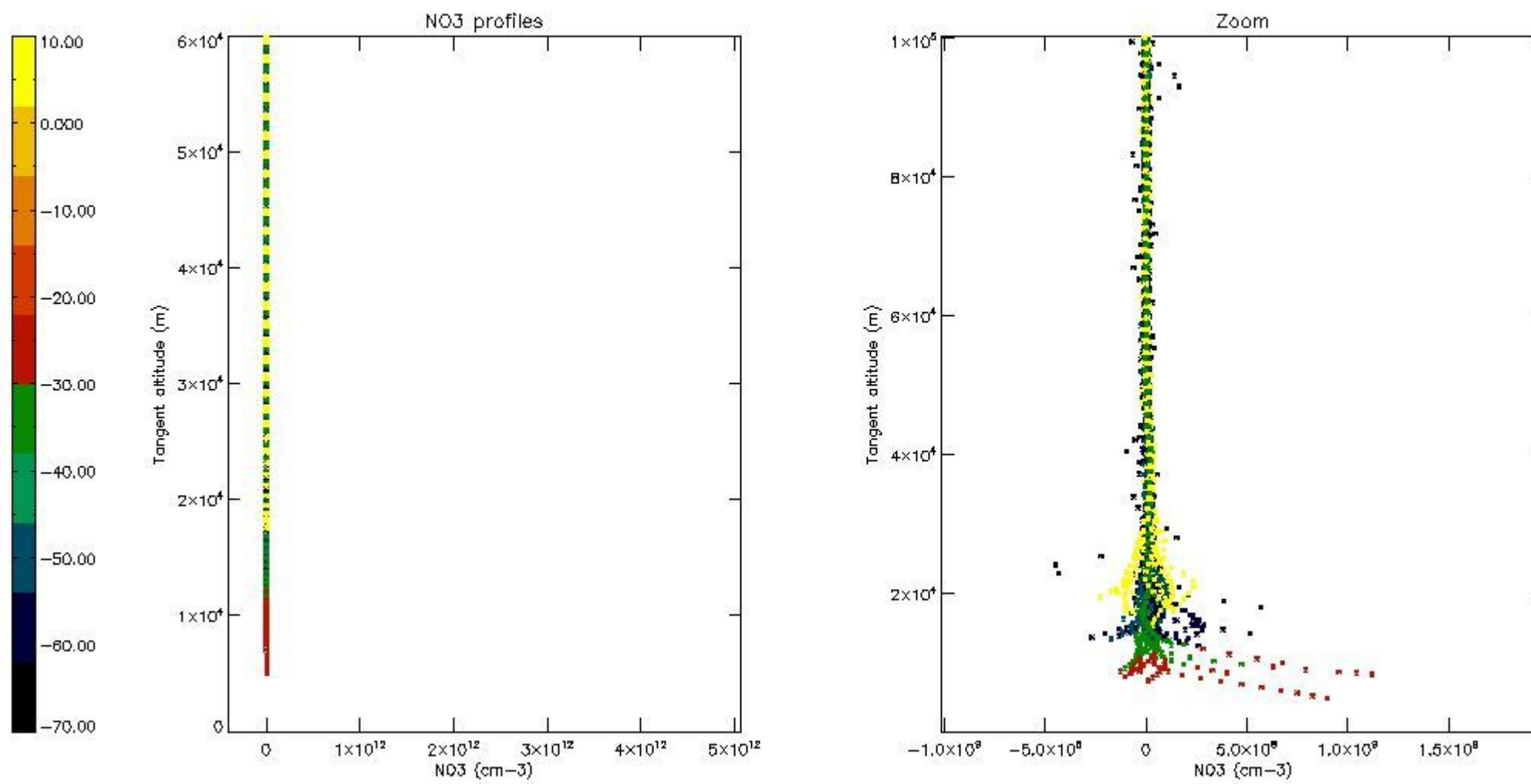
5.6 Plot NO₂ profiles for all STD (dark without errors)

The colorbar represents the latitude.



5.7 Plot NO3 profiles for all STD (dark without errors)

The colorbar represents the latitude.



6. Auxiliary Data Files used for the production reported in section 2

The number reported in the third column indicates since which file (see list in section 2) the corresponding auxiliary file has been used. The fourth column is the date of those product files.

Type	Auxiliary Filename	Used since product	Used since product date
INST_PHYS_CHARACTERISTICS	GOM_INS_AXVIEC20091111_143220_20030716_120000_20500101_000000	1	02-SEP-2005 00:02:52
LEVEL-2_PROC_CONFIG	GOM_PR2_AXVIEC20091111_152718_20020301_000000_20500101_000000	1	02-SEP-2005 00:02:52
CROSS_SECTIONS_FILE	GOM_CRS_AXVIEC20091111_154832_20020301_000000_20500101_000000	1	02-SEP-2005 00:02:52

GOMOS Level 2 Daily Report

SUMMARY

[1. General Info](#)

[2. Summary of processed GOM_NL_2P products](#)

[3. Level 2 Quality information per product](#)

[3.1 Plot of level 2 quality information per product \(time dependant\)](#)

[3.2 Plot of level 2 quality information per product \(world map\)](#)

[4. Level 1 Quality information per product \(stored on level 2 products\)](#)

[4.1 Plot of level 1 quality information per product \(time dependant\)](#)

[4.1.1 Plot of level 1 quality information per product \(time dependant\): ASCENDING](#)

[4.1.2 Plot of level 1 quality information per product \(time dependant\): DESCENDING](#)

[4.2 Plot of level 1 quality information per product \(world map\)](#)

[4.2.1 Plot of level 1 quality information per product \(world map\): ASCENDING](#)

[4.2.2 Plot of level 1 quality information per product \(world map\): DESCENDING](#)

[5. Ozone profiles based on quality statistics and other trace gas profiles](#)

[5.1 Ozone statistics based on quality of products](#)

[5.2 Plot ozone profiles for all STD \(dark without errors\)](#)

[5.3 Plot ozone profiles where STD < 20% \(dark without errors\)](#)

[5.4. Plot ozone profiles where STD < 10% \(dark without errors\)](#)

[5.5. Plot ozone profiles where STD < 5% \(dark without errors\)](#)

[5.6 Plot NO2 profiles for all STD \(dark without errors\)](#)

[5.7 Plot NO3 profiles for all STD \(dark without errors\)](#)

[5.8 Plot H2O profiles \(only for occultations of stars 1,2,3,4,13,14,16,26,63 dark without errors\) for all STD](#)

[6. Auxiliary Data Files used for the production reported in section 2](#)

This report presents the daily analysis on parameters extracted from GOMOS level 2 data (GOM_NL__2P). It is intended to monitor some important parameters that will impact the quality of these products. A list of level 2 products (and content) that have arrived during the reporting day to the PCF is also given.

Item	Value
Time of report generation	18APR2013 10:42:43
Data source version	GOMOS/6.01
Start time of products	02-09-2005 (02SEP2005 00:00:00)
Stop time of products	03-09-2005 (03SEP2005 00:00:00)
Store outputs in DB	Yes
Nb of level 2 prods	185
Nb of prods with errors	0

2. Summary of processed GOM_NL__2P products.

Nr	Filename	UTC Start time	Limb	Duration	Star Id	Star Name	Star Mag	Star Temp	Nb Meas	Orbit	Prod. error
1	GOM_NL__2PRFIN20050902_000252_000000342040_00245_18335_6396.N1	02-SEP-2005 00:02:52	Bright	34.000	60	7Bet UMi	2.0810	3950.0	68	18335	No
2	GOM_NL__2PRFIN20050902_000929_000000532040_00245_18335_6397.N1	02-SEP-2005 00:09:29	Bright	53.000	36	50Alp UMa	1.8000	6300.0	106	18335	No
3	GOM_NL__2PRFIN20050902_001051_000000222040_00245_18335_6398.N1	02-SEP-2005 00:10:51	Twilight	21.500	82	48Bet UMa	2.3650	10600.	43	18335	No
4	GOM_NL__2PRFIN20050902_003523_000000372040_00245_18335_6399.N1	02-SEP-2005 00:35:23	Dark	37.000	132	15Rho Pup	2.8030	6900.0	74	18335	No
5	GOM_NL__2PRFIN20050902_004450_000000412040_00245_18335_6400.N1	02-SEP-2005 00:44:50	Dark	40.500	41	Eps Car	1.8600	4100.0	81	18335	No
6	GOM_NL__2PRFIN20050902_005516_000000382040_00246_18336_6389.N1	02-SEP-2005 00:55:16	Dark	37.500	135	Bet Hyi	2.8200	5800.0	75	18336	No
7	GOM_NL__2PRFIN20050902_010051_000000402040_00246_18336_6390.N1	02-SEP-2005 01:00:51	Straylight	40.000	148	Alp Tuc	2.8780	4100.0	80	18336	No
8	GOM_NL__2PRFIN20050902_010431_000000392040_00246_18336_6391.N1	02-SEP-2005 01:04:31	Straylight	38.500	31	Alp Gru	1.7340	15200.	77	18336	No
9	GOM_NL__2PRFIN20050902_010720_000000382040_00246_18336_6392.N1	02-SEP-2005 01:07:20	Straylight	37.500	172	Gam Gru	3.0030	13100.	75	18336	No
10	GOM_NL__2PRFIN20050902_012751_000000352040_00246_18336_6393.N1	02-SEP-2005 01:27:51	Bright	34.500	92	53Eps Cyg	2.5000	4500.0	69	18336	No
11	GOM_NL__2PRFIN20050902_012944_000000362040_00246_18336_6394.N1	02-SEP-2005 01:29:44	Bright	35.500	66	37Gam Cyg	2.2080	5900.0	71	18336	No
12	GOM_NL__2PRFIN20050902_013131_000000352040_00246_18336_6395.N1	02-SEP-2005 01:31:31	Bright	35.000	144	18Del Cyg	2.8600	11000.	70	18336	No
13	GOM_NL__2PRFIN20050902_014328_000000382040_00246_18336_6396.N1	02-SEP-2005 01:43:28	Bright	38.000	60	7Bet UMi	2.0810	3950.0	76	18336	No
14	GOM_NL__2PRFIN20050902_015005_000000372040_00246_18336_6397.N1	02-SEP-2005 01:50:05	Bright	37.000	36	50Alp UMa	1.8000	6300.0	74	18336	No
15	GOM_NL__2PRFIN20050902_015127_000000292040_00246_18336_6398.N1	02-SEP-2005 01:51:27	Bright	28.500	82	48Bet UMa	2.3650	10600.	57	18336	No
16	GOM_NL__2PRFIN20050902_021559_000000362040_00246_18336_6399.N1	02-SEP-2005 02:15:59	Dark	35.500	132	15Rho Pup	2.8030	6900.0	71	18336	No
17	GOM_NL__2PRFIN20050902_022526_000000442040_00246_18336_6400.N1	02-SEP-2005 02:25:26	Dark	44.000	41	Eps Car	1.8600	4100.0	88	18336	No
18	GOM_NL__2PRFIN20050902_023552_000000372040_00247_18337_6389.N1	02-SEP-2005 02:35:52	Dark	37.000	135	Bet Hyi	2.8200	5800.0	74	18337	No
19	GOM_NL__2PRFIN20050902_024127_000000392040_00247_18337_6390.N1	02-SEP-2005 02:41:27	Straylight	39.000	148	Alp Tuc	2.8780	4100.0	78	18337	No
20	GOM_NL__2PRFIN20050902_024507_000000442040_00247_18337_6391.N1	02-SEP-2005 02:45:07	Straylight	43.500	31	Alp Gru	1.7340	15200.	87	18337	No
21	GOM_NL__2PRFIN20050902_024756_000000382040_00247_18337_6392.N1	02-SEP-2005 02:47:56	Straylight	38.000	172	Gam Gru	3.0030	13100.	76	18337	No
22	GOM_NL__2PRFIN20050902_030827_000000382040_00247_18337_6393.N1	02-SEP-2005 03:08:27	Bright	38.000	92	53Eps Cyg	2.5000	4500.0	76	18337	No
23	GOM_NL__2PRFIN20050902_031021_000000382040_00247_18337_6394.N1	02-SEP-2005 03:10:21	Bright	38.000	66	37Gam Cyg	2.2080	5900.0	76	18337	No
24	GOM_NL__2PRFIN20050902_031207_000000352040_00247_18337_6395.N1	02-SEP-2005 03:12:07	Bright	34.500	144	18Del Cyg	2.8600	11000.	69	18337	No
25	GOM_NL__2PRFIN20050902_032404_000000332040_00247_18337_6396.N1	02-SEP-2005 03:24:04	Bright	33.000	60	7Bet UMi	2.0810	3950.0	66	18337	No
26	GOM_NL__2PRFIN20050902_033041_000000362040_00247_18337_6397.N1	02-SEP-2005 03:30:41	Bright	36.000	36	50Alp UMa	1.8000	6300.0	72	18337	No
27	GOM_NL__2PRFIN20050902_033203_000000292040_00247_18337_6398.N1	02-SEP-2005 03:32:03	Bright	29.000	82	48Bet UMa	2.3650	10600.	58	18337	No
28	GOM_NL__2PRFIN20050902_035635_000000362040_00247_18337_6399.N1	02-SEP-2005 03:56:35	Dark	35.500	132	15Rho Pup	2.8030	6900.0	71	18337	No
29	GOM_NL__2PRFIN20050902_040053_000000412040_00247_18337_6400.N1	02-SEP-2005 04:00:53	Dark	40.500	70	Zet Pup	2.2460	39000.	81	18337	No
30	GOM_NL__2PRFIN20050902_040602_000000412040_00247_18337_6401.N1	02-SEP-2005 04:06:02	Dark	40.500	41	Eps Car	1.8600	4100.0	81	18337	No
31	GOM_NL__2PRFIN20050902_041629_000000382040_00248_18338_6389.N1	02-SEP-2005 04:16:29	Dark	38.000	135	Bet Hyi	2.8200	5800.0	76	18338	No
32	GOM_NL__2PRFIN20050902_042203_000000402040_00248_18338_6390.N1	02-SEP-2005 04:22:03	Straylight	40.000	148	Alp Tuc	2.8780	4100.0	80	18338	No
33	GOM_NL__2PRFIN20050902_042543_000000422040_00248_18338_6391.N1	02-SEP-2005 04:25:43	Straylight	41.500	31	Alp Gru	1.7340	15200.	83	18338	No
34	GOM_NL__2PRFIN20050902_042833_000000362040_00248_18338_6392.N1	02-SEP-2005 04:28:33	Straylight	36.000	172	Gam Gru	3.0030	13100.	72	18338	No
35	GOM_NL__2PRFIN20050902_044903_000000372040_00248_18338_6393.N1	02-SEP-2005 04:49:03	Bright	36.500	92	53Eps Cyg	2.5000	4500.0	73	18338	No
36	GOM_NL__2PRFIN20050902_045057_000000372040_00248_18338_6394.N1	02-SEP-2005 04:50:57	Bright	37.000	66	37Gam Cyg	2.2080	5900.0	74	18338	No
37	GOM_NL__2PRFIN20050902_045213_000000062040_00248_18338_6395.N1	02-SEP-2005 04:52:13	Straylight	6.0000	19	50Alp Cyg	1.2460	10500.	12	18338	No
38	GOM_NL__2PRFIN20050902_045243_000000362040_00248_18338_6396.N1	02-SEP-2005 04:52:43	Bright	36.000	144	18Del Cyg	2.8600	11000.	72	18338	No
39	GOM_NL__2PRFIN20050902_050441_000000332040_00248_18338_6397.N1	02-SEP-2005 05:04:41	Bright	33.000	60	7Bet UMi	2.0810	3950.0	66	18338	No
40	GOM_NL__2PRFIN20050902_051118_000000352040_00248_18338_6398.N1	02-SEP-2005 05:11:18	Bright	35.000	36	50Alp UMa	1.8000	6300.0	70	18338	No
41	GOM_NL__2PRFIN20050902_051240_000000362040_00248_18338_6399.N1	02-SEP-2005 05:12:40	Bright	36.000	82	48Bet UMa	2.3650	10600.	72	18338	No
42	GOM_NL__2PRFIN20050902_053711_000000362040_00248_18338_6400.N1	02-SEP-2005 05:37:11	Dark	35.500	132	15Rho Pup	2.8030	6900.0	71	18338	No

43	GOM_NL__2PRFIN20050902_054129_000000402040_00248_18338_6401.N1	02-SEP-2005 05:41:29	Dark	39.500	70	Zet Pup	2.2460	39000.	79	18338	No
44	GOM_NL__2PRFIN20050902_054638_000000422040_00248_18338_6402.N1	02-SEP-2005 05:46:38	Dark	42.000	41	Eps Car	1.8600	4100.0	84	18338	No
45	GOM_NL__2PRFIN20050902_055705_000000372040_00249_18339_6389.N1	02-SEP-2005 05:57:05	Dark	36.500	135	Bet Hyi	2.8200	5800.0	73	18339	No
46	GOM_NL__2PRFIN20050902_060239_000000392040_00249_18339_6390.N1	02-SEP-2005 06:02:39	Straylight	38.500	148	Alp Tuc	2.8780	4100.0	77	18339	No
47	GOM_NL__2PRFIN20050902_060619_000000382040_00249_18339_6391.N1	02-SEP-2005 06:06:19	Straylight	37.500	31	Alp Gru	1.7340	15200.	75	18339	No
48	GOM_NL__2PRFIN20050902_060909_000000382040_00249_18339_6392.N1	02-SEP-2005 06:09:09	Straylight	38.000	172	Gam Gru	3.0030	13100.	76	18339	No
49	GOM_NL__2PRFIN20050902_062939_000000342040_00249_18339_6393.N1	02-SEP-2005 06:29:39	Bright	33.500	92	53Eps Cyg	2.5000	4500.0	67	18339	No
50	GOM_NL__2PRFIN20050902_063133_000000372040_00249_18339_6394.N1	02-SEP-2005 06:31:33	Bright	37.000	66	37Gam Cyg	2.2080	5900.0	74	18339	No
51	GOM_NL__2PRFIN20050902_063249_000000062040_00249_18339_6395.N1	02-SEP-2005 06:32:49	Straylight	6.0000	19	50Alp Cyg	1.2460	10500.	12	18339	No
52	GOM_NL__2PRFIN20050902_063320_000000352040_00249_18339_6396.N1	02-SEP-2005 06:33:20	Bright	35.000	144	18Del Cyg	2.8600	11000.	70	18339	No
53	GOM_NL__2PRFIN20050902_064517_000000342040_00249_18339_6397.N1	02-SEP-2005 06:45:17	Bright	34.000	60	7Bet UMi	2.0810	3950.0	68	18339	No
54	GOM_NL__2PRFIN20050902_065154_000000372040_00249_18339_6398.N1	02-SEP-2005 06:51:54	Bright	36.500	36	50Alp UMa	1.8000	6300.0	73	18339	No
55	GOM_NL__2PRFIN20050902_065316_000000362040_00249_18339_6399.N1	02-SEP-2005 06:53:16	Bright	36.000	82	48Bet UMa	2.3650	10600.	72	18339	No
56	GOM_NL__2PRFIN20050902_071748_000000362040_00249_18339_6400.N1	02-SEP-2005 07:17:48	Dark	36.000	132	15Rho Pup	2.8030	6900.0	72	18339	No
57	GOM_NL__2PRFIN20050902_072205_000000392040_00249_18339_6401.N1	02-SEP-2005 07:22:05	Dark	39.000	70	Zet Pup	2.2460	39000.	78	18339	No
58	GOM_NL__2PRFIN20050902_072714_000000452040_00249_18339_6402.N1	02-SEP-2005 07:27:14	Dark	45.000	41	Eps Car	1.8600	4100.0	90	18339	No
59	GOM_NL__2PRFIN20050902_073741_000000372040_00250_18340_6390.N1	02-SEP-2005 07:37:41	Dark	36.500	135	Bet Hyi	2.8200	5800.0	73	18340	No
60	GOM_NL__2PRFIN20050902_074316_000000472040_00250_18340_6391.N1	02-SEP-2005 07:43:16	Straylight	46.500	148	Alp Tuc	2.8780	4100.0	93	18340	No
61	GOM_NL__2PRFIN20050902_074655_000000412040_00250_18340_6392.N1	02-SEP-2005 07:46:55	Straylight	41.000	31	Alp Gru	1.7340	15200.	82	18340	No
62	GOM_NL__2PRFIN20050902_074945_000000362040_00250_18340_6393.N1	02-SEP-2005 07:49:45	Straylight	36.000	172	Gam Gru	3.0030	13100.	72	18340	No
63	GOM_NL__2PRFIN20050902_081015_000000362040_00250_18340_6394.N1	02-SEP-2005 08:10:15	Bright	35.500	92	53Eps Cyg	2.5000	4500.0	71	18340	No
64	GOM_NL__2PRFIN20050902_081209_000000372040_00250_18340_6395.N1	02-SEP-2005 08:12:09	Bright	37.000	66	37Gam Cyg	2.2080	5900.0	74	18340	No
65	GOM_NL__2PRFIN20050902_081325_000000312040_00250_18340_6396.N1	02-SEP-2005 08:13:25	Bright	31.000	19	50Alp Cyg	1.2460	10500.	62	18340	No
66	GOM_NL__2PRFIN20050902_082553_000000382040_00250_18340_6397.N1	02-SEP-2005 08:25:53	Bright	38.000	60	7Bet UMi	2.0810	3950.0	76	18340	No
67	GOM_NL__2PRFIN20050902_083230_000000352040_00250_18340_6398.N1	02-SEP-2005 08:32:30	Bright	34.500	36	50Alp UMa	1.8000	6300.0	69	18340	No
68	GOM_NL__2PRFIN20050902_083352_000000352040_00250_18340_6399.N1	02-SEP-2005 08:33:52	Bright	34.500	82	48Bet UMa	2.3650	10600.	69	18340	No
69	GOM_NL__2PRFIN20050902_085824_000000402040_00250_18340_6400.N1	02-SEP-2005 08:58:24	Dark	40.000	132	15Rho Pup	2.8030	6900.0	80	18340	No
70	GOM_NL__2PRFIN20050902_090241_000000382040_00250_18340_6401.N1	02-SEP-2005 09:02:41	Dark	38.000	70	Zet Pup	2.2460	39000.	76	18340	No
71	GOM_NL__2PRFIN20050902_090750_000000462040_00250_18340_6402.N1	02-SEP-2005 09:07:50	Dark	46.000	41	Eps Car	1.8600	4100.0	92	18340	No
72	GOM_NL__2PRFIN20050902_091817_000000392040_00251_18341_6390.N1	02-SEP-2005 09:18:17	Dark	38.500	135	Bet Hyi	2.8200	5800.0	77	18341	No
73	GOM_NL__2PRFIN20050902_092352_000000462040_00251_18341_6391.N1	02-SEP-2005 09:23:52	Straylight	46.000	148	Alp Tuc	2.8780	4100.0	92	18341	No
74	GOM_NL__2PRFIN20050902_092732_000000382040_00251_18341_6392.N1	02-SEP-2005 09:27:32	Straylight	38.000	31	Alp Gru	1.7340	15200.	76	18341	No
75	GOM_NL__2PRFIN20050902_093021_000000382040_00251_18341_6393.N1	02-SEP-2005 09:30:21	Straylight	37.500	172	Gam Gru	3.0030	13100.	75	18341	No
76	GOM_NL__2PRFIN20050902_095051_000000342040_00251_18341_6394.N1	02-SEP-2005 09:50:51	Bright	34.000	92	53Eps Cyg	2.5000	4500.0	68	18341	No
77	GOM_NL__2PRFIN20050902_095245_000000352040_00251_18341_6395.N1	02-SEP-2005 09:52:45	Bright	35.000	66	37Gam Cyg	2.2080	5900.0	70	18341	No
78	GOM_NL__2PRFIN20050902_095401_000000312040_00251_18341_6396.N1	02-SEP-2005 09:54:01	Bright	31.000	19	50Alp Cyg	1.2460	10500.	62	18341	No
79	GOM_NL__2PRFIN20050902_100629_000000372040_00251_18341_6397.N1	02-SEP-2005 10:06:29	Bright	36.500	60	7Bet UMi	2.0810	3950.0	73	18341	No
80	GOM_NL__2PRFIN20050902_101306_000000352040_00251_18341_6398.N1	02-SEP-2005 10:13:06	Bright	35.000	36	50Alp UMa	1.8000	6300.0	70	18341	No
81	GOM_NL__2PRFIN20050902_101428_000000342040_00251_18341_6399.N1	02-SEP-2005 10:14:28	Bright	33.500	82	48Bet UMa	2.3650	10600.	67	18341	No
82	GOM_NL__2PRFIN20050902_103900_000000402040_00251_18341_6400.N1	02-SEP-2005 10:39:00	Dark	40.000	132	15Rho Pup	2.8030	6900.0	80	18341	No
83	GOM_NL__2PRFIN20050902_104317_000000372040_00251_18341_6401.N1	02-SEP-2005 10:43:17	Dark	37.000	70	Zet Pup	2.2460	39000.	74	18341	No
84	GOM_NL__2PRFIN20050902_104826_000000502040_00251_18341_6402.N1	02-SEP-2005 10:48:26	Dark	50.000	41	Eps Car	1.8600	4100.0	100	18341	No
85	GOM_NL__2PRFIN20050902_105853_000000362040_00252_18342_6410.N1	02-SEP-2005 10:58:53	Dark	36.000	135	Bet Hyi	2.8200	5800.0	72	18342	No
86	GOM_NL__2PRFIN20050902_110428_000000402040_00252_18342_6411.N1	02-SEP-2005 11:04:28	Straylight	39.500	148	Alp Tuc	2.8780	4100.0	79	18342	No
87	GOM_NL__2PRFIN20050902_110808_000000392040_00252_18342_6412.N1	02-SEP-2005 11:08:08	Straylight	39.000	31	Alp Gru	1.7340	15200.	78	18342	No
88	GOM_NL__2PRFIN20050902_111057_000000372040_00252_18342_6413.N1	02-SEP-2005 11:10:57	Straylight	37.000	172	Gam Gru	3.0030	13100.	74	18342	No
89	GOM_NL__2PRFIN20050902_113127_000000372040_00252_18342_6414.N1	02-SEP-2005 11:31:27	Bright	37.000	92	53Eps Cyg	2.5000	4500.0	74	18342	No
90	GOM_NL__2PRFIN20050902_113321_000000362040_00252_18342_6415.N1	02-SEP-2005 11:33:21	Bright	36.000	66	37Gam Cyg	2.2080	5900.0	72	18342	No
91	GOM_NL__2PRFIN20050902_113437_000000372040_00252_18342_6416.N1	02-SEP-2005 11:34:37	Bright	37.000	19	50Alp Cyg	1.2460	10500.	74	18342	No
92	GOM_NL__2PRFIN20050902_114705_000000372040_00252_18342_6417.N1	02-SEP-2005 11:47:05	Bright	36.500	60	7Bet UMi	2.0810	3950.0	73	18342	No
93	GOM_NL__2PRFIN20050902_115342_000000352040_00252_18342_6418.N1	02-SEP-2005 11:53:42	Bright	35.000	36	50Alp UMa	1.8000	6300.0	70	18342	No
94	GOM_NL__2PRFIN20050902_115504_000000502040_00252_18342_6419.N1	02-SEP-2005 11:55:04	Bright	50.000	82	48Bet UMa	2.3650	10600.	100	18342	No
95	GOM_NL__2PRFIN20050902_121936_000000392040_00252_18342_6420.N1	02-SEP-2005 12:19:36	Dark	38.500	132	15Rho Pup	2.8030	6900.0	77	18342	No
96	GOM_NL__2PRFIN20050902_122353_000000382040_00252_18342_6421.N1	02-SEP-2005 12:23:53	Dark	38.000	70	Zet Pup	2.2460	39000.	76	18342	No
97	GOM_NL__2PRFIN20050902_122902_000000462040_00252_18342_6422.N1	02-SEP-2005 12:29:02	Dark	45.500	41	Eps Car	1.8600	4100.0	91	18342	No
98	GOM_NL__2PRFIN20050902_123929_000000392040_00253_18343_6410.N1	02-SEP-2005 12:39:29	Dark	38.500	135	Bet Hyi	2.8200	5800.0	77	18343	No
99	GOM_NL__2PRFIN20050902_124504_000000372040_00253_18343_6411.N1	02-SEP-2005 12:45:04	Straylight	37.000	148	Alp Tuc	2.8780	4100.0	74	18343	No
100	GOM_NL__2PRFIN20050902_124844_000000442040_00253_18343_6412.N1	02-SEP-2005 12:48:44	Straylight	43.500	31	Alp Gru	1.7340	15200.	87	18343	No
101	GOM_NL__2PRFIN20050902_125133_000000362040_00253_18343_6413.N1	02-SEP-2005 12:51:33	Straylight	36.000	172	Gam Gru	3.0030	13100.	72	18343	No

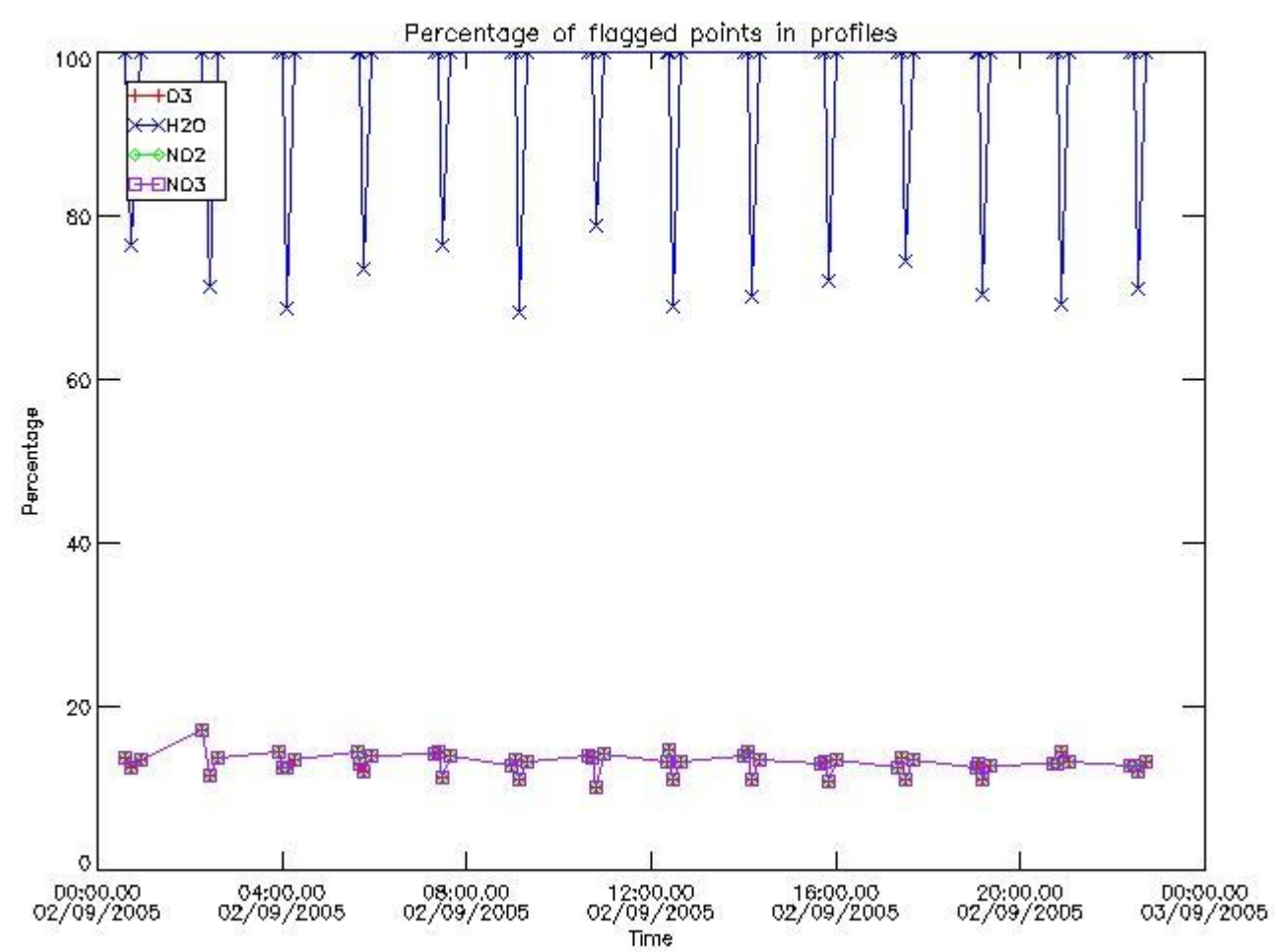
102	GOM_NL__2PRFIN20050902_131203_000000352040_00253_18343_6414.N1	02-SEP-2005 13:12:03	Bright	35.000	92	53Eps Cyg	2.5000	4500.0	70	18343	No
103	GOM_NL__2PRFIN20050902_131357_000000372040_00253_18343_6415.N1	02-SEP-2005 13:13:57	Bright	37.000	66	37Gam Cyg	2.2080	5900.0	74	18343	No
104	GOM_NL__2PRFIN20050902_131513_000000382040_00253_18343_6416.N1	02-SEP-2005 13:15:13	Bright	38.000	19	50Alp Cyg	1.2460	10500.	76	18343	No
105	GOM_NL__2PRFIN20050902_132742_000000372040_00253_18343_6417.N1	02-SEP-2005 13:27:42	Bright	37.000	60	7Bet UMi	2.0810	3950.0	74	18343	No
106	GOM_NL__2PRFIN20050902_133419_000000372040_00253_18343_6418.N1	02-SEP-2005 13:34:19	Bright	37.000	36	50Alp UMa	1.8000	6300.0	74	18343	No
107	GOM_NL__2PRFIN20050902_133541_000000342040_00253_18343_6419.N1	02-SEP-2005 13:35:41	Bright	33.500	82	48Bet UMa	2.3650	10600.	67	18343	No
108	GOM_NL__2PRFIN20050902_140012_000000402040_00253_18343_6420.N1	02-SEP-2005 14:00:12	Dark	40.000	132	15Rho Pup	2.8030	6900.0	80	18343	No
109	GOM_NL__2PRFIN20050902_140430_000000392040_00253_18343_6421.N1	02-SEP-2005 14:04:30	Dark	38.500	70	Zet Pup	2.2460	39000.	77	18343	No
110	GOM_NL__2PRFIN20050902_140938_000000462040_00253_18343_6422.N1	02-SEP-2005 14:09:38	Dark	45.500	41	Eps Car	1.8600	4100.0	91	18343	No
111	GOM_NL__2PRFIN20050902_142005_000000382040_00254_18344_6410.N1	02-SEP-2005 14:20:05	Dark	37.500	135	Bet Hyi	2.8200	5800.0	75	18344	No
112	GOM_NL__2PRFIN20050902_142540_000000412040_00254_18344_6411.N1	02-SEP-2005 14:25:40	Straylight	41.000	148	Alp Tuc	2.8780	4100.0	82	18344	No
113	GOM_NL__2PRFIN20050902_142920_000000402040_00254_18344_6412.N1	02-SEP-2005 14:29:20	Straylight	39.500	31	Alp Gru	1.7340	15200.	79	18344	No
114	GOM_NL__2PRFIN20050902_143209_000000372040_00254_18344_6413.N1	02-SEP-2005 14:32:09	Straylight	36.500	172	Gam Gru	3.0030	13100.	73	18344	No
115	GOM_NL__2PRFIN20050902_145239_000000352040_00254_18344_6414.N1	02-SEP-2005 14:52:39	Bright	35.000	92	53Eps Cyg	2.5000	4500.0	70	18344	No
116	GOM_NL__2PRFIN20050902_145433_000000372040_00254_18344_6415.N1	02-SEP-2005 14:54:33	Bright	36.500	66	37Gam Cyg	2.2080	5900.0	73	18344	No
117	GOM_NL__2PRFIN20050902_145549_000000372040_00254_18344_6416.N1	02-SEP-2005 14:55:49	Bright	37.000	19	50Alp Cyg	1.2460	10500.	74	18344	No
118	GOM_NL__2PRFIN20050902_150818_000000332040_00254_18344_6417.N1	02-SEP-2005 15:08:18	Bright	33.000	60	7Bet UMi	2.0810	3950.0	66	18344	No
119	GOM_NL__2PRFIN20050902_151455_000000372040_00254_18344_6418.N1	02-SEP-2005 15:14:55	Bright	36.500	36	50Alp UMa	1.8000	6300.0	73	18344	No
120	GOM_NL__2PRFIN20050902_151617_000000352040_00254_18344_6419.N1	02-SEP-2005 15:16:17	Bright	35.000	82	48Bet UMa	2.3650	10600.	70	18344	No
121	GOM_NL__2PRFIN20050902_154049_000000402040_00254_18344_6420.N1	02-SEP-2005 15:40:49	Dark	39.500	132	15Rho Pup	2.8030	6900.0	79	18344	No
122	GOM_NL__2PRFIN20050902_154506_000000392040_00254_18344_6421.N1	02-SEP-2005 15:45:06	Dark	38.500	70	Zet Pup	2.2460	39000.	77	18344	No
123	GOM_NL__2PRFIN20050902_155014_000000472040_00254_18344_6422.N1	02-SEP-2005 15:50:14	Dark	47.000	41	Eps Car	1.8600	4100.0	94	18344	No
124	GOM_NL__2PRFIN20050902_160041_000000382040_00255_18345_6410.N1	02-SEP-2005 16:00:41	Dark	37.500	135	Bet Hyi	2.8200	5800.0	75	18345	No
125	GOM_NL__2PRFIN20050902_160616_000000402040_00255_18345_6411.N1	02-SEP-2005 16:06:16	Straylight	39.500	148	Alp Tuc	2.8780	4100.0	79	18345	No
126	GOM_NL__2PRFIN20050902_160956_000000432040_00255_18345_6412.N1	02-SEP-2005 16:09:56	Straylight	43.000	31	Alp Gru	1.7340	15200.	86	18345	No
127	GOM_NL__2PRFIN20050902_161245_000000372040_00255_18345_6413.N1	02-SEP-2005 16:12:45	Straylight	37.000	172	Gam Gru	3.0030	13100.	74	18345	No
128	GOM_NL__2PRFIN20050902_163315_000000342040_00255_18345_6414.N1	02-SEP-2005 16:33:15	Bright	34.000	92	53Eps Cyg	2.5000	4500.0	68	18345	No
129	GOM_NL__2PRFIN20050902_163509_000000372040_00255_18345_6415.N1	02-SEP-2005 16:35:09	Bright	37.000	66	37Gam Cyg	2.2080	5900.0	74	18345	No
130	GOM_NL__2PRFIN20050902_163625_000000372040_00255_18345_6416.N1	02-SEP-2005 16:36:25	Bright	37.000	19	50Alp Cyg	1.2460	10500.	74	18345	No
131	GOM_NL__2PRFIN20050902_164854_000000372040_00255_18345_6417.N1	02-SEP-2005 16:48:54	Bright	36.500	60	7Bet UMi	2.0810	3950.0	73	18345	No
132	GOM_NL__2PRFIN20050902_165531_000000452040_00255_18345_6418.N1	02-SEP-2005 16:55:31	Bright	44.500	36	50Alp UMa	1.8000	6300.0	89	18345	No
133	GOM_NL__2PRFIN20050902_165653_000000432040_00255_18345_6419.N1	02-SEP-2005 16:56:53	Bright	42.500	82	48Bet UMa	2.3650	10600.	85	18345	No
134	GOM_NL__2PRFIN20050902_172125_000000412040_00255_18345_6420.N1	02-SEP-2005 17:21:25	Dark	40.500	132	15Rho Pup	2.8030	6900.0	81	18345	No
135	GOM_NL__2PRFIN20050902_172542_000000372040_00255_18345_6421.N1	02-SEP-2005 17:25:42	Dark	37.000	70	Zet Pup	2.2460	39000.	74	18345	No
136	GOM_NL__2PRFIN20050902_173050_000000462040_00255_18345_6422.N1	02-SEP-2005 17:30:50	Dark	45.500	41	Eps Car	1.8600	4100.0	91	18345	No
137	GOM_NL__2PRFIN20050902_174118_000000382040_00256_18346_6487.N1	02-SEP-2005 17:41:18	Dark	38.000	135	Bet Hyi	2.8200	5800.0	76	18346	No
138	GOM_NL__2PRFIN20050902_174652_000000412040_00256_18346_6488.N1	02-SEP-2005 17:46:52	Straylight	41.000	148	Alp Tuc	2.8780	4100.0	82	18346	No
139	GOM_NL__2PRFIN20050902_175032_000000392040_00256_18346_6489.N1	02-SEP-2005 17:50:32	Straylight	39.000	31	Alp Gru	1.7340	15200.	78	18346	No
140	GOM_NL__2PRFIN20050902_175322_000000382040_00256_18346_6490.N1	02-SEP-2005 17:53:22	Straylight	37.500	172	Gam Gru	3.0030	13100.	75	18346	No
141	GOM_NL__2PRFIN20050902_181351_000000352040_00256_18346_6491.N1	02-SEP-2005 18:13:51	Bright	34.500	92	53Eps Cyg	2.5000	4500.0	69	18346	No
142	GOM_NL__2PRFIN20050902_181545_000000382040_00256_18346_6492.N1	02-SEP-2005 18:15:45	Bright	37.500	66	37Gam Cyg	2.2080	5900.0	75	18346	No
143	GOM_NL__2PRFIN20050902_181701_000000372040_00256_18346_6493.N1	02-SEP-2005 18:17:01	Bright	37.000	19	50Alp Cyg	1.2460	10500.	74	18346	No
144	GOM_NL__2PRFIN20050902_182930_000000362040_00256_18346_6494.N1	02-SEP-2005 18:29:30	Bright	36.000	60	7Bet UMi	2.0810	3950.0	72	18346	No
145	GOM_NL__2PRFIN20050902_183607_000000342040_00256_18346_6495.N1	02-SEP-2005 18:36:07	Bright	34.000	36	50Alp UMa	1.8000	6300.0	68	18346	No
146	GOM_NL__2PRFIN20050902_183730_000000392040_00256_18346_6496.N1	02-SEP-2005 18:37:30	Bright	38.500	82	48Bet UMa	2.3650	10600.	77	18346	No
147	GOM_NL__2PRFIN20050902_190201_000000412040_00256_18346_6497.N1	02-SEP-2005 19:02:01	Dark	41.000	132	15Rho Pup	2.8030	6900.0	82	18346	No
148	GOM_NL__2PRFIN20050902_190618_000000402040_00256_18346_6498.N1	02-SEP-2005 19:06:18	Dark	39.500	70	Zet Pup	2.2460	39000.	79	18346	No
149	GOM_NL__2PRFIN20050902_191126_000000462040_00256_18346_6499.N1	02-SEP-2005 19:11:26	Dark	46.000	41	Eps Car	1.8600	4100.0	92	18346	No
150	GOM_NL__2PRFIN20050902_192154_000000402040_00257_18347_6488.N1	02-SEP-2005 19:21:54	Dark	40.000	135	Bet Hyi	2.8200	5800.0	80	18347	No
151	GOM_NL__2PRFIN20050902_192728_000000392040_00257_18347_6489.N1	02-SEP-2005 19:27:28	Straylight	39.000	148	Alp Tuc	2.8780	4100.0	78	18347	No
152	GOM_NL__2PRFIN20050902_193108_000000422040_00257_18347_6490.N1	02-SEP-2005 19:31:08	Straylight	42.000	31	Alp Gru	1.7340	15200.	84	18347	No
153	GOM_NL__2PRFIN20050902_193358_000000382040_00257_18347_6491.N1	02-SEP-2005 19:33:58	Straylight	38.000	172	Gam Gru	3.0030	13100.	76	18347	No
154	GOM_NL__2PRFIN20050902_195427_000000382040_00257_18347_6492.N1	02-SEP-2005 19:54:27	Bright	38.000	92	53Eps Cyg	2.5000	4500.0	76	18347	No
155	GOM_NL__2PRFIN20050902_195622_000000372040_00257_18347_6493.N1	02-SEP-2005 19:56:22	Bright	37.000	66	37Gam Cyg	2.2080	5900.0	74	18347	No
156	GOM_NL__2PRFIN20050902_195737_000000382040_00257_18347_6494.N1	02-SEP-2005 19:57:37	Bright	37.500	19	50Alp Cyg	1.2460	10500.	75	18347	No
157	GOM_NL__2PRFIN20050902_201007_000000382040_00257_18347_6495.N1	02-SEP-2005 20:10:07	Bright	37.500	60	7Bet UMi	2.0810	3950.0	75	18347	No
158	GOM_NL__2PRFIN20050902_201643_000000352040_00257_18347_6496.N1	02-SEP-2005 20:16:43	Bright	35.000	36	50Alp UMa	1.8000	6300.0	70	18347	No
159	GOM_NL__2PRFIN20050902_201806_000000382040_00257_18347_6497.N1	02-SEP-2005 20:18:06	Bright	38.000	82	48Bet UMa	2.3650	10600.	76	18347	No
160	GOM_NL__2PRFIN20050902_204237_000000392040_00257_18347_6498.N1	02-SEP-2005 20:42:37	Dark	39.000	132	15Rho Pup	2.8030	6900.0	78	18347	No

161	GOM_NL__2PRFIN20050902_204654_000000402040_00257_18347_6499.N1	02-SEP-2005 20:46:54	Dark	39.500	70	Zet Pup	2.2460	39000.	79	18347	No
162	GOM_NL__2PRFIN20050902_205202_000000462040_00257_18347_6500.N1	02-SEP-2005 20:52:02	Dark	46.000	41	Eps Car	1.8600	4100.0	92	18347	No
163	GOM_NL__2PRFIN20050902_210230_000000392040_00258_18348_6489.N1	02-SEP-2005 21:02:30	Dark	38.500	135	Bet Hyi	2.8200	5800.0	77	18348	No
164	GOM_NL__2PRFIN20050902_210805_000000372040_00258_18348_6490.N1	02-SEP-2005 21:08:05	Straylight	37.000	148	Alp Tuc	2.8780	4100.0	74	18348	No
165	GOM_NL__2PRFIN20050902_211145_000000402040_00258_18348_6491.N1	02-SEP-2005 21:11:45	Straylight	40.000	31	Alp Gru	1.7340	15200.	80	18348	No
166	GOM_NL__2PRFIN20050902_211434_000000382040_00258_18348_6492.N1	02-SEP-2005 21:14:34	Straylight	37.500	172	Gam Gru	3.0030	13100.	75	18348	No
167	GOM_NL__2PRFIN20050902_213503_000000372040_00258_18348_6493.N1	02-SEP-2005 21:35:03	Bright	36.500	92	53Eps Cyg	2.5000	4500.0	73	18348	No
168	GOM_NL__2PRFIN20050902_213658_000000342040_00258_18348_6494.N1	02-SEP-2005 21:36:58	Bright	34.000	66	37Gam Cyg	2.2080	5900.0	68	18348	No
169	GOM_NL__2PRFIN20050902_213813_000000352040_00258_18348_6495.N1	02-SEP-2005 21:38:13	Bright	35.000	19	50Alp Cyg	1.2460	10500.	70	18348	No
170	GOM_NL__2PRFIN20050902_215043_000000362040_00258_18348_6496.N1	02-SEP-2005 21:50:43	Bright	35.500	60	7Bet UMi	2.0810	3950.0	71	18348	No
171	GOM_NL__2PRFIN20050902_215720_000000342040_00258_18348_6497.N1	02-SEP-2005 21:57:20	Bright	34.000	36	50Alp UMa	1.8000	6300.0	68	18348	No
172	GOM_NL__2PRFIN20050902_215842_000000532040_00258_18348_6498.N1	02-SEP-2005 21:58:42	Bright	52.500	82	48Bet UMa	2.3650	10600.	105	18348	No
173	GOM_NL__2PRFIN20050902_222313_000000402040_00258_18348_6499.N1	02-SEP-2005 22:23:13	Dark	40.000	132	15Rho Pup	2.8030	6900.0	80	18348	No
174	GOM_NL__2PRFIN20050902_222730_000000402040_00258_18348_6500.N1	02-SEP-2005 22:27:30	Dark	40.000	70	Zet Pup	2.2460	39000.	80	18348	No
175	GOM_NL__2PRFIN20050902_223238_000000422040_00258_18348_6501.N1	02-SEP-2005 22:32:38	Dark	42.000	41	Eps Car	1.8600	4100.0	84	18348	No
176	GOM_NL__2PRFIN20050902_224306_000000392040_00259_18349_6490.N1	02-SEP-2005 22:43:06	Dark	38.500	135	Bet Hyi	2.8200	5800.0	77	18349	No
177	GOM_NL__2PRFIN20050902_224841_000000422040_00259_18349_6491.N1	02-SEP-2005 22:48:41	Straylight	41.500	148	Alp Tuc	2.8780	4100.0	83	18349	No
178	GOM_NL__2PRFIN20050902_225221_000000412040_00259_18349_6492.N1	02-SEP-2005 22:52:21	Straylight	40.500	31	Alp Gru	1.7340	15200.	81	18349	No
179	GOM_NL__2PRFIN20050902_225510_000000402040_00259_18349_6493.N1	02-SEP-2005 22:55:10	Straylight	39.500	172	Gam Gru	3.0030	13100.	79	18349	No
180	GOM_NL__2PRFIN20050902_231539_000000352040_00259_18349_6494.N1	02-SEP-2005 23:15:39	Bright	35.000	92	53Eps Cyg	2.5000	4500.0	70	18349	No
181	GOM_NL__2PRFIN20050902_231734_000000372040_00259_18349_6495.N1	02-SEP-2005 23:17:34	Bright	36.500	66	37Gam Cyg	2.2080	5900.0	73	18349	No
182	GOM_NL__2PRFIN20050902_231849_000000372040_00259_18349_6496.N1	02-SEP-2005 23:18:49	Bright	37.000	19	50Alp Cyg	1.2460	10500.	74	18349	No
183	GOM_NL__2PRFIN20050902_233119_000000332040_00259_18349_6497.N1	02-SEP-2005 23:31:19	Bright	32.500	60	7Bet UMi	2.0810	3950.0	65	18349	No
184	GOM_NL__2PRFIN20050902_233756_000000382040_00259_18349_6498.N1	02-SEP-2005 23:37:56	Bright	37.500	36	50Alp UMa	1.8000	6300.0	75	18349	No
185	GOM_NL__2PRFIN20050902_233918_000000462040_00259_18349_6499.N1	02-SEP-2005 23:39:18	Bright	46.000	82	48Bet UMa	2.3650	10600.	92	18349	No

3. Quality information per product


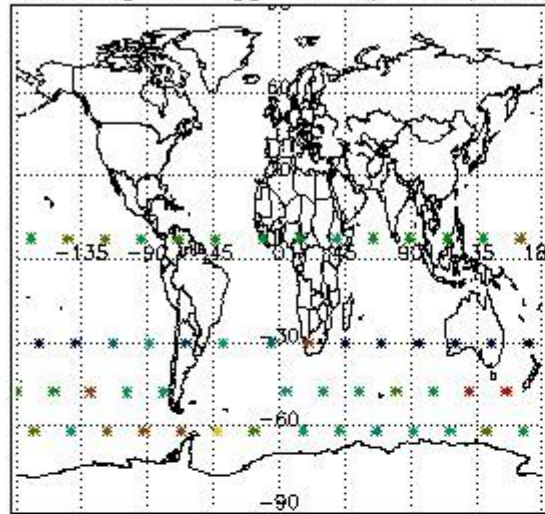
In this section it is plotted some information contained in the Quality Summary data set of the level 2 products. Only products in dark limb conditions and without errors (error flag in the MPH set to "0") are used.

3.1 Plot quality information per product (time dependant)

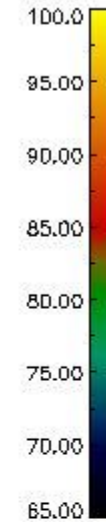
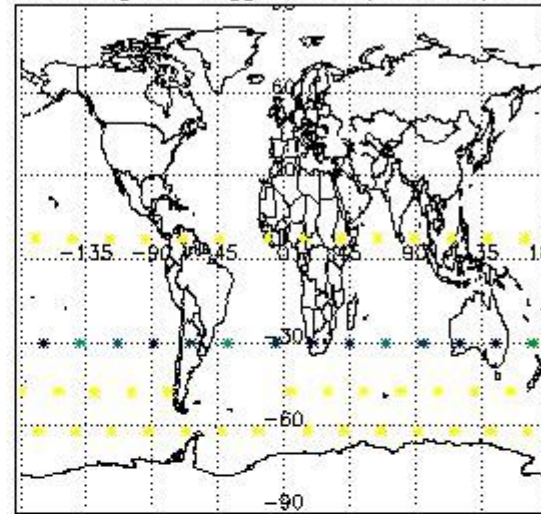


3.2 Plot quality information per product (world map)


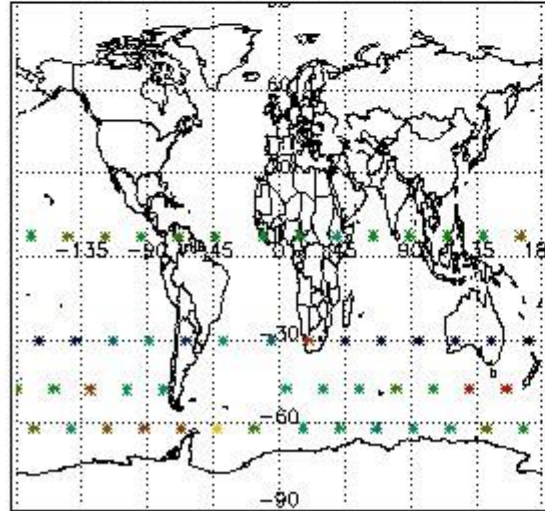
Percentage of flagged data per O3 profile



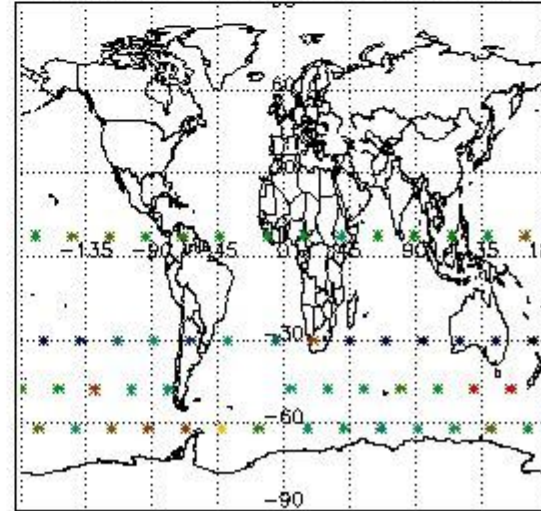
Percentage of flagged data per H2O profile



Percentage of flagged data per NO2 profile



Percentage of flagged data per NO3 profile

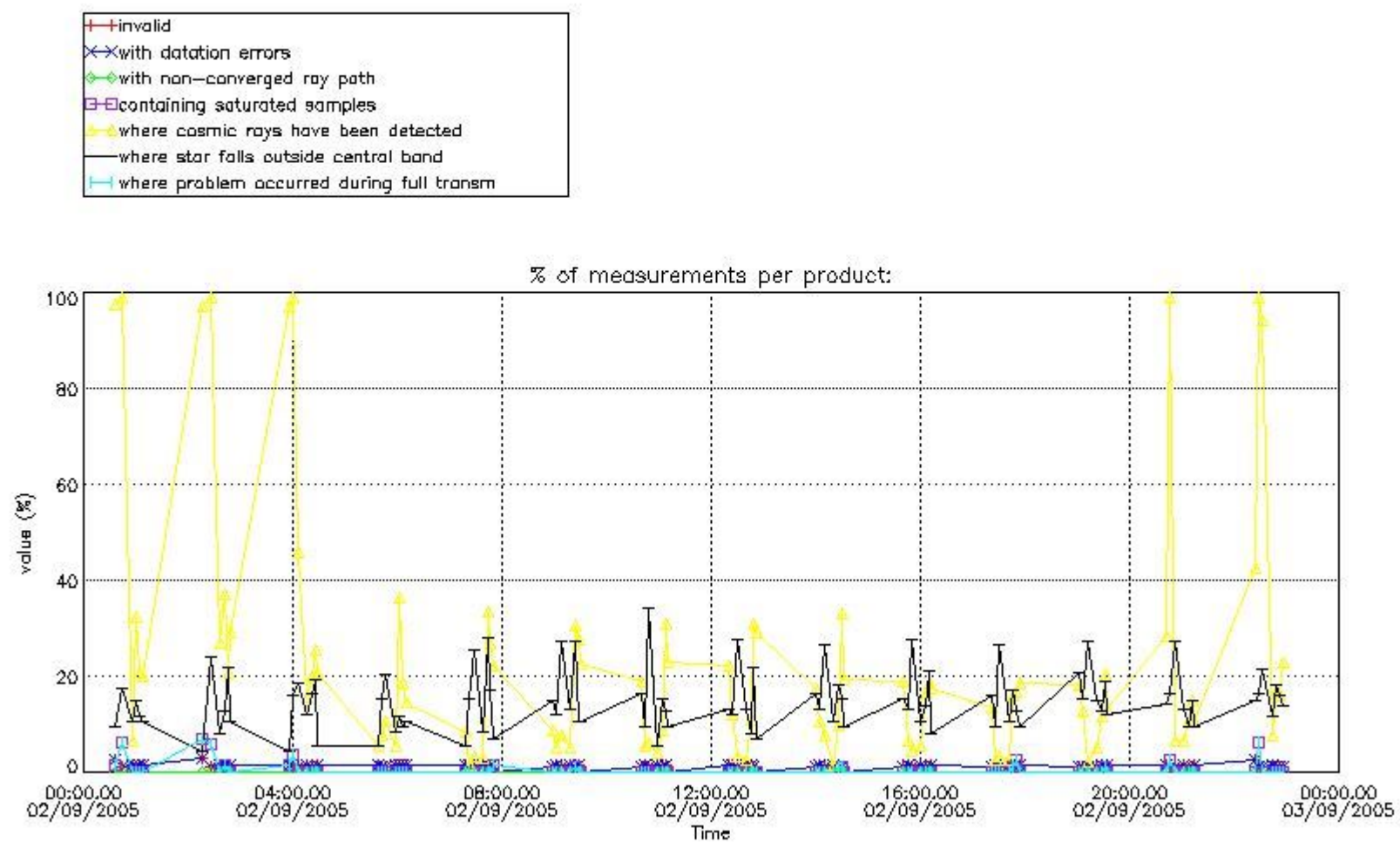


4. Level 1 quality information per product

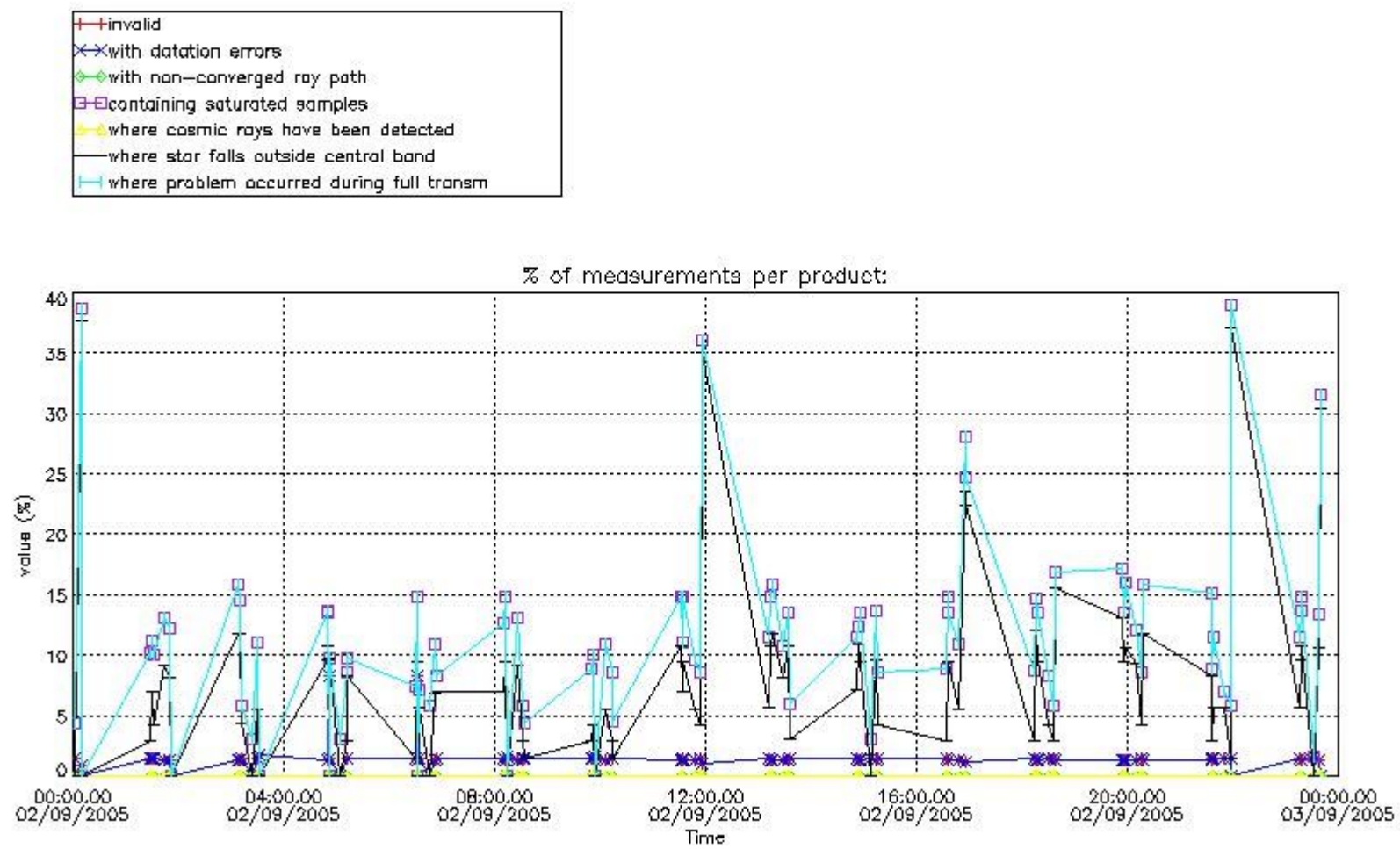
In this section it is plotted some information contained in the Quality Summary data set of the level 2 products that comes from the level 1b processing. Products without errors (error flag in the MPH set to "0") are used.

4.1 Plot quality information per product (time dependant) coming from level 1b processing

4.1.1 Plot level 1 quality information per product (time dependant): ENVISAT ASCENDING passes



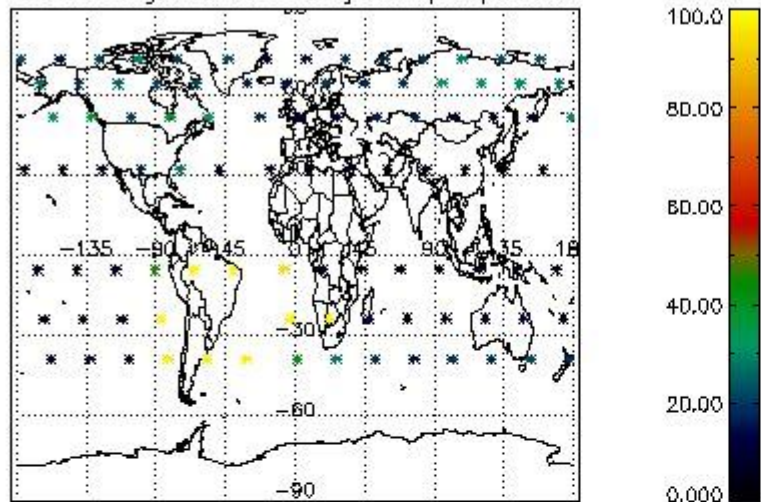
4.1.2 Plot level 1 quality information per product (time dependant): ENVI SAT DESCENDING passes



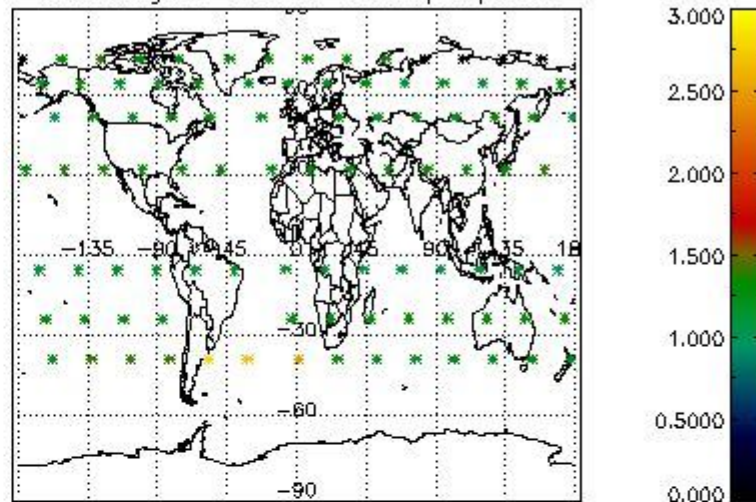
4.2 Plot quality information per product coming from level 1b processing (world map)

4.2.1 Plot level 1 quality information per product (world map): ENVISAT ASCENDING passes

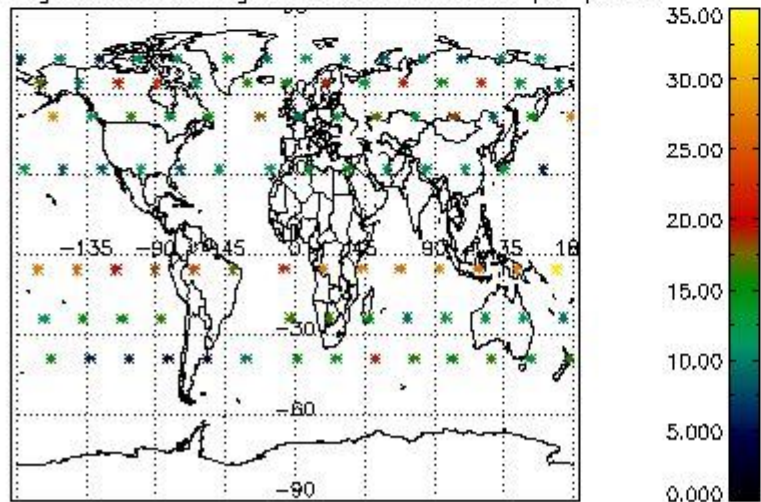
Percentage of cosmic ray hits per profile



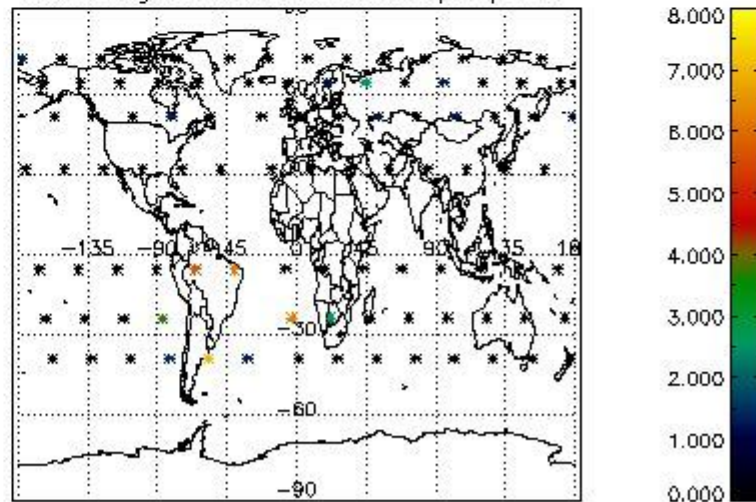
Percentage of datation errors per profile



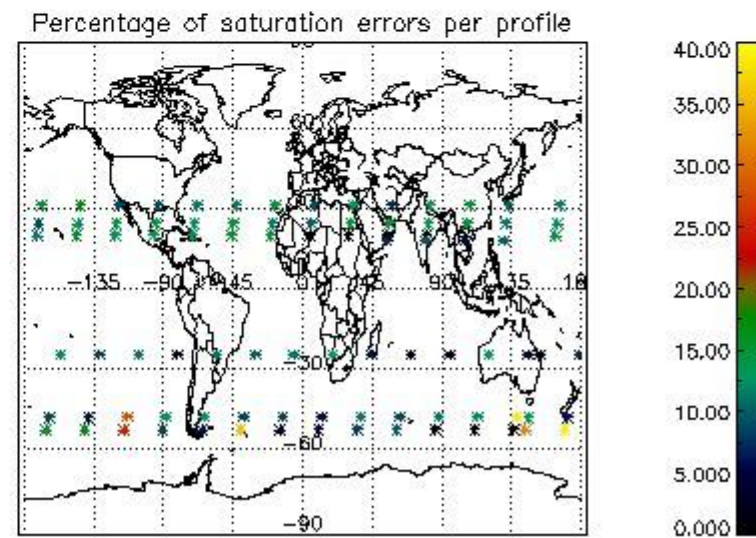
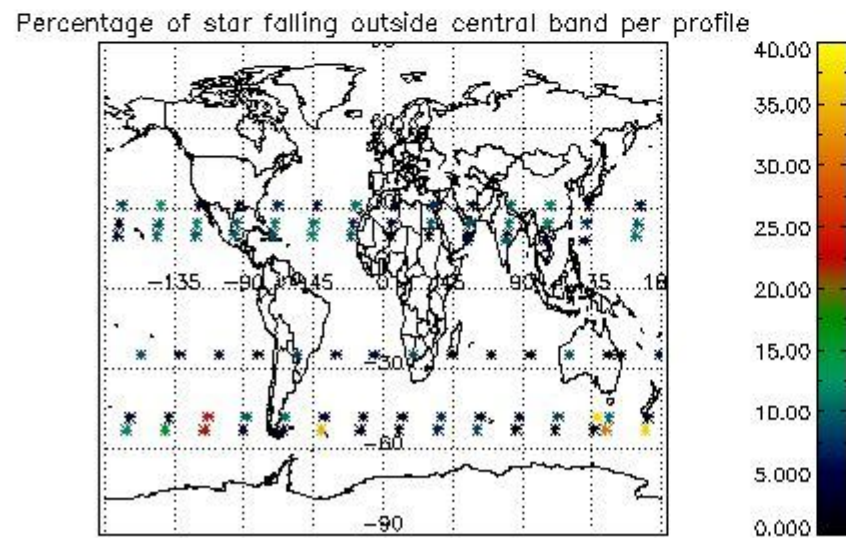
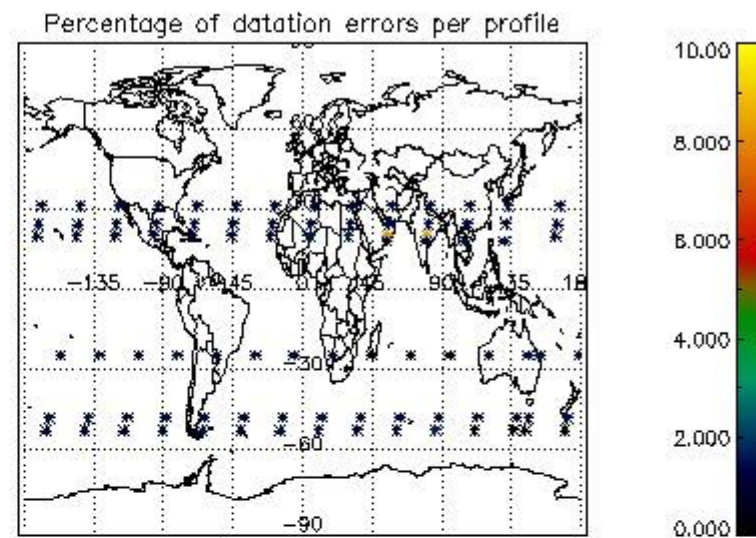
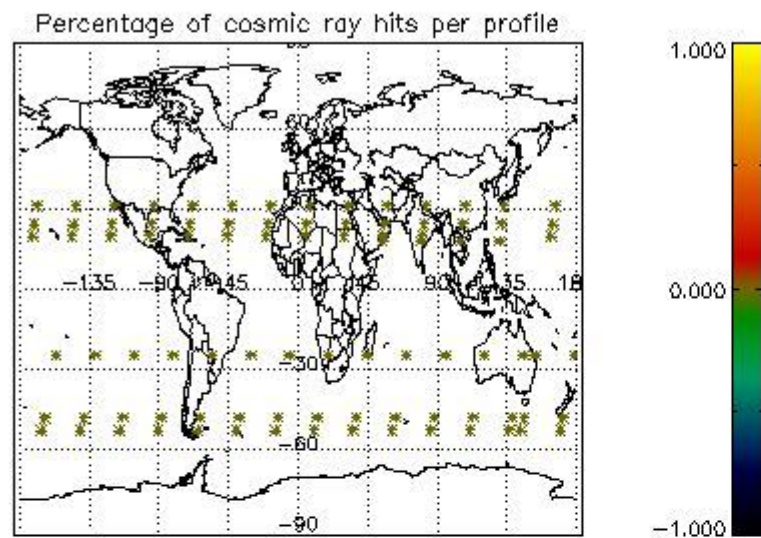
Percentage of star falling outside central band per profile



Percentage of saturation errors per profile



4.2.2 Plot level 1 quality information per product (world map): ENVISAT DESCENDING passes



5. Trace gas profiles

5.1 Ozone statistics based on quality of products

The final quality of the products can be "measured" using the STD (Standard Deviation) attached to every point profile. This information is written to the parameter GOM_NL__2P/NL_LOCAL_SPECIES_DENSITY/o3_std of the level 2 products. The table below shows the statistics for given STD ranges.

The statistics are given with respect to the overall valid production:

- Products without fatal errors: GOM_NL__2P/MPH/PRODUCT_ERR=0
- Valid point profile: GOM_NL__2P/NL_LOCAL_SPECIES_DENSITY/pcd(0)=0

The 'Criteria' is applied to valid points of dark limb products:

- Products in dark limb illumination condition: GOM_NL__2P/NL_SUMMARY_QUALITY/obs_ill_cond=0
- Products without fatal errors: GOM_NL__2P/MPH/PRODUCT_ERR=0
- Valid point profile: GOM_NL__2P/NL_LOCAL_SPECIES_DENSITY/pcd(0)=0

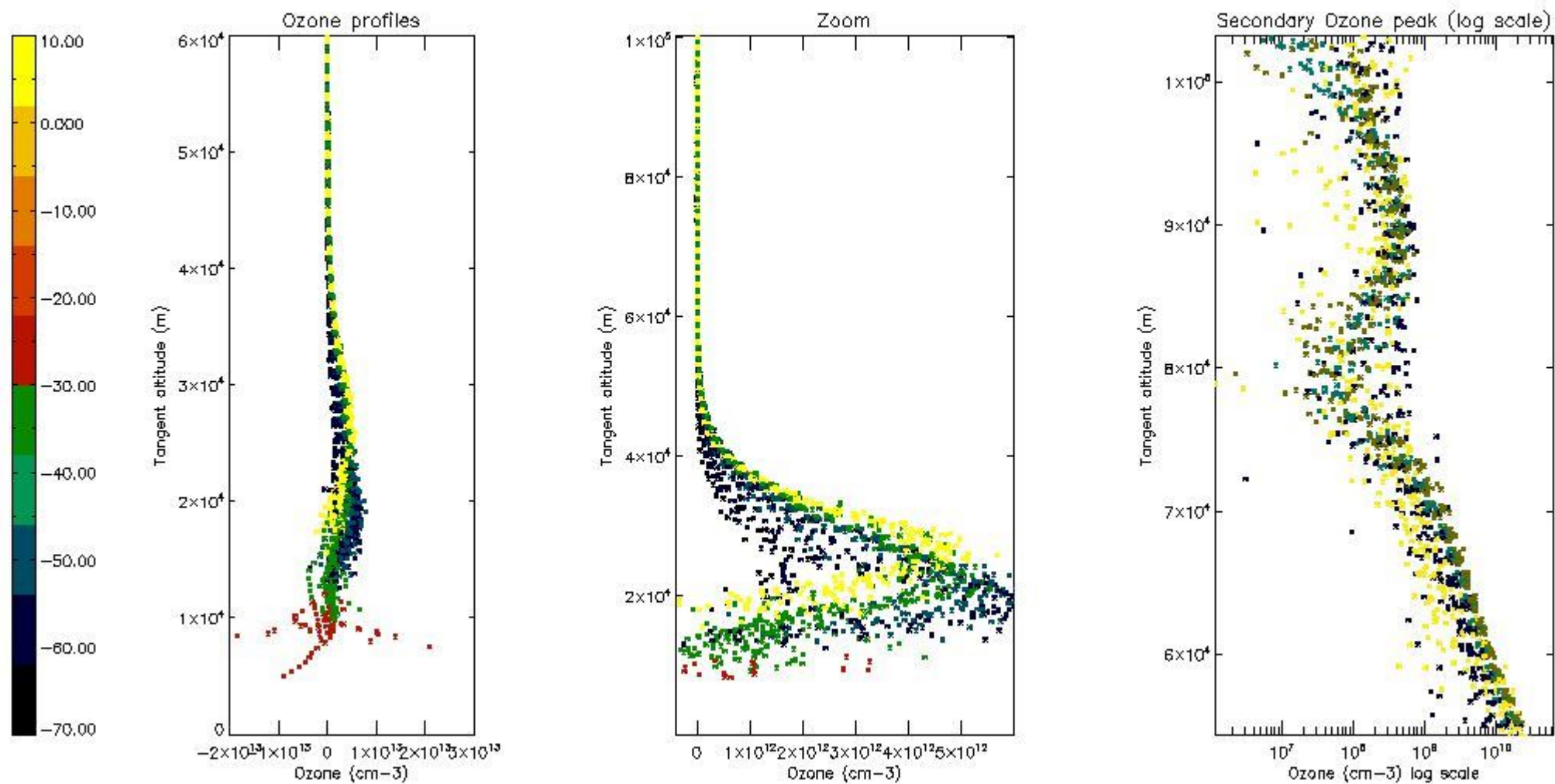
So, the table below shows the percentage of dark limb and valid observations for each criteria with respect to the overall valid daily observations.

Criteria	% of total production
All STD	32
STD < 20	16

STD < 10	12
STD < 5	5

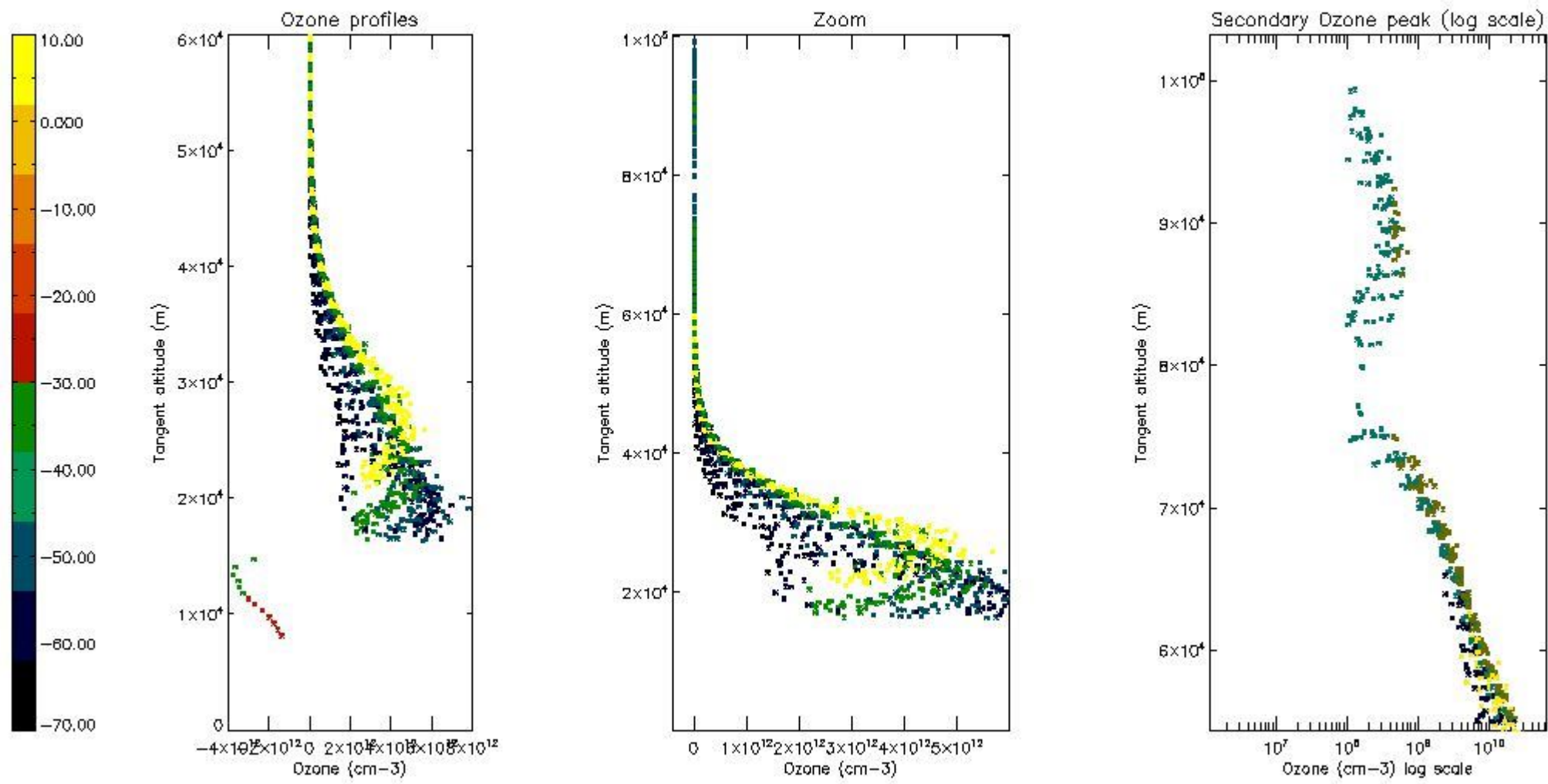
5.2 Plot ozone profiles for all STD (dark without errors)

The colorbar represents the latitude.



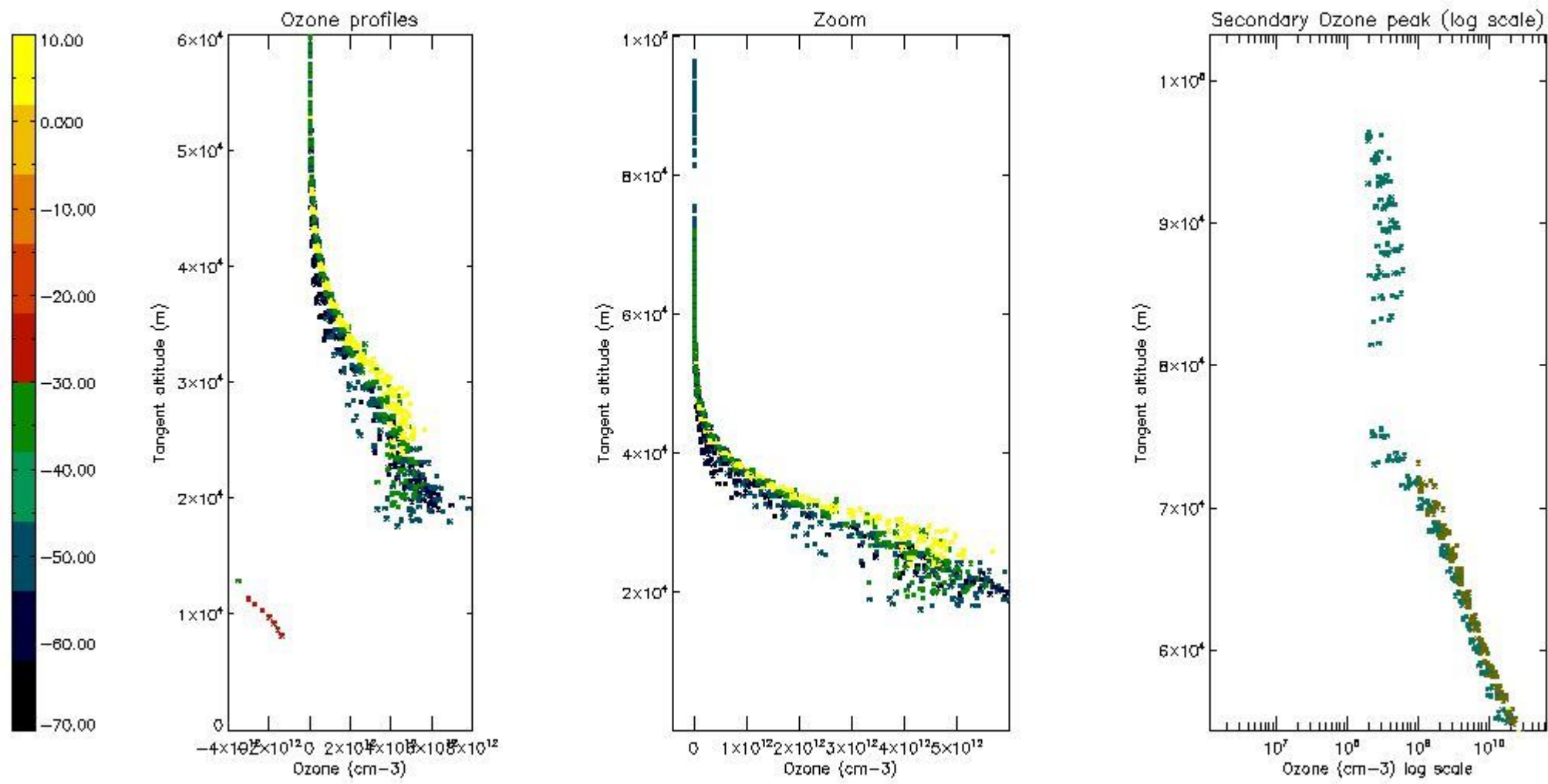
5.3 Plot ozone profiles where STD < 20% (dark without errors)

The colorbar represents the latitude.



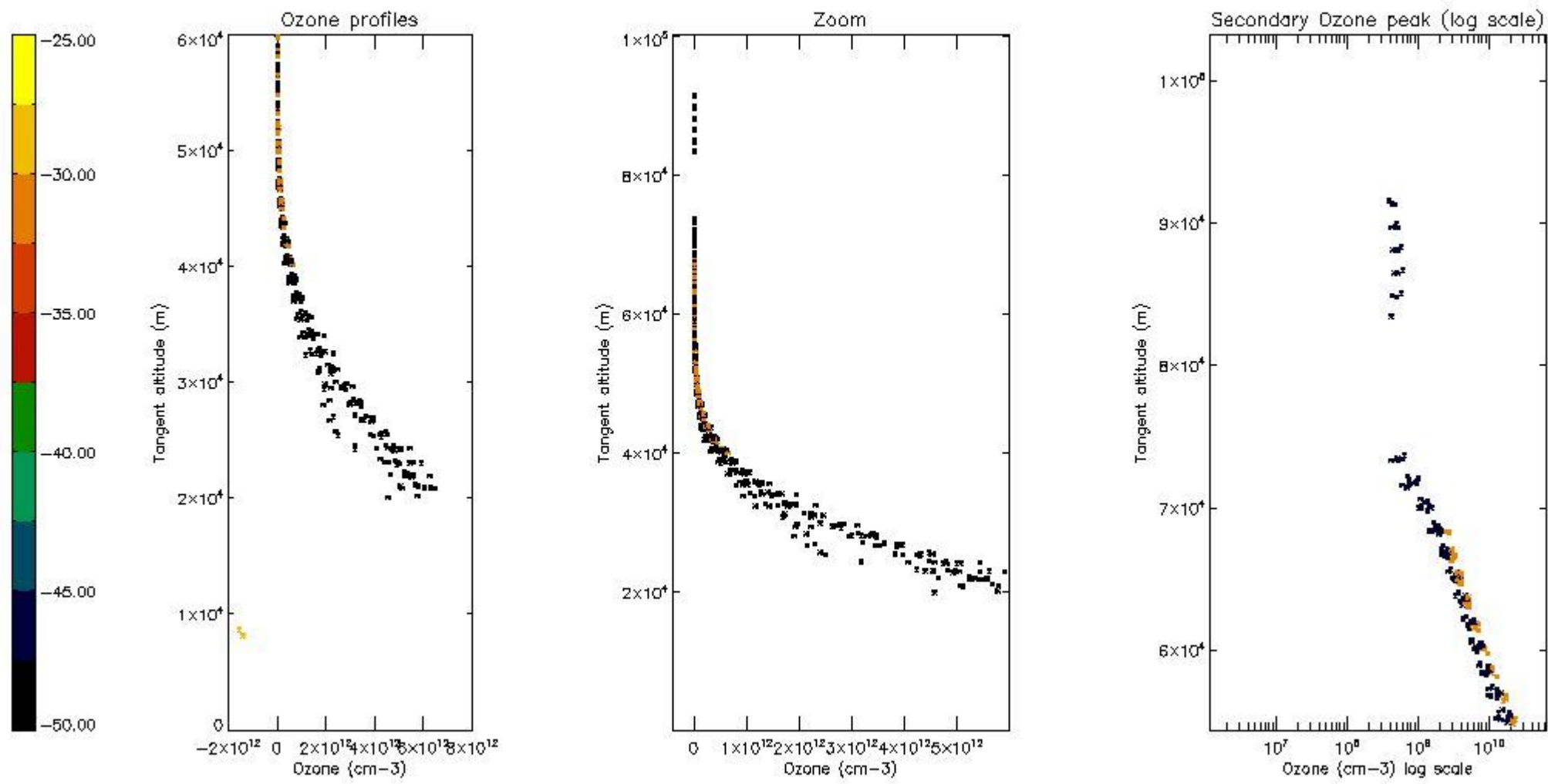
5.4 Plot ozone profiles where STD < 10% (dark without errors)

The colorbar represents the latitude.



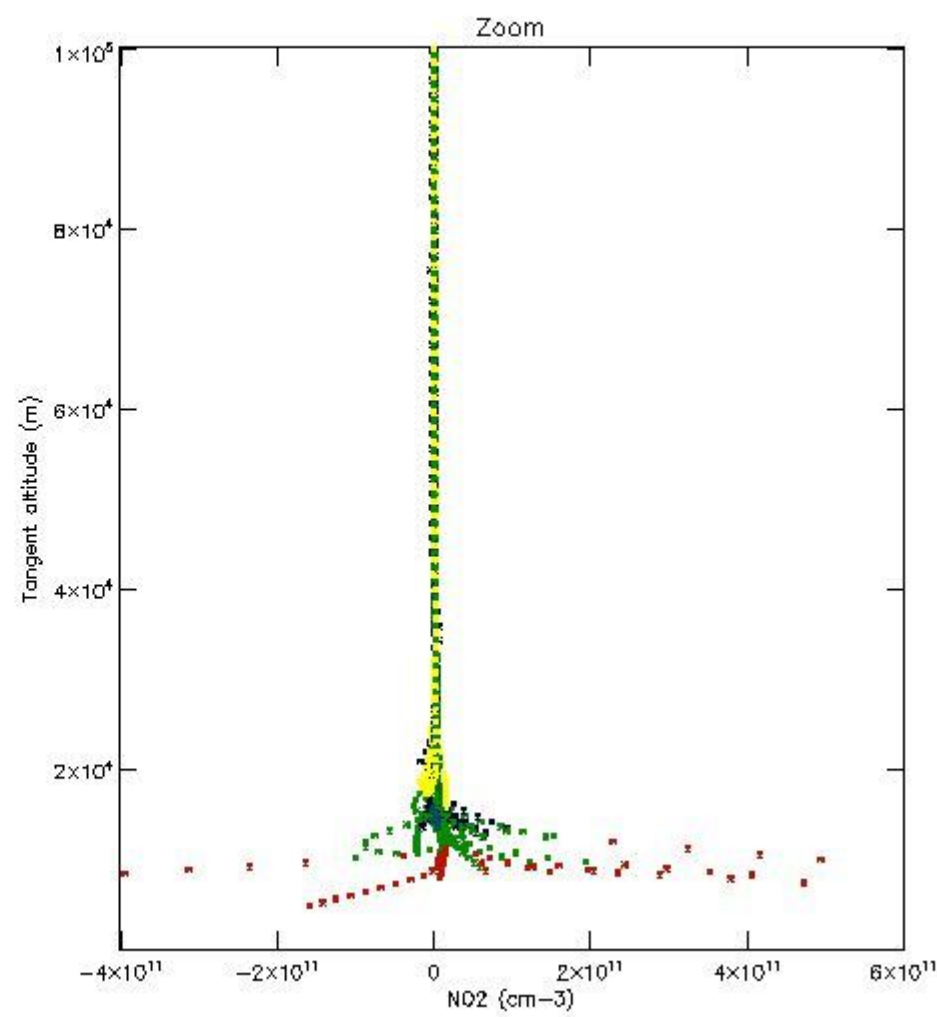
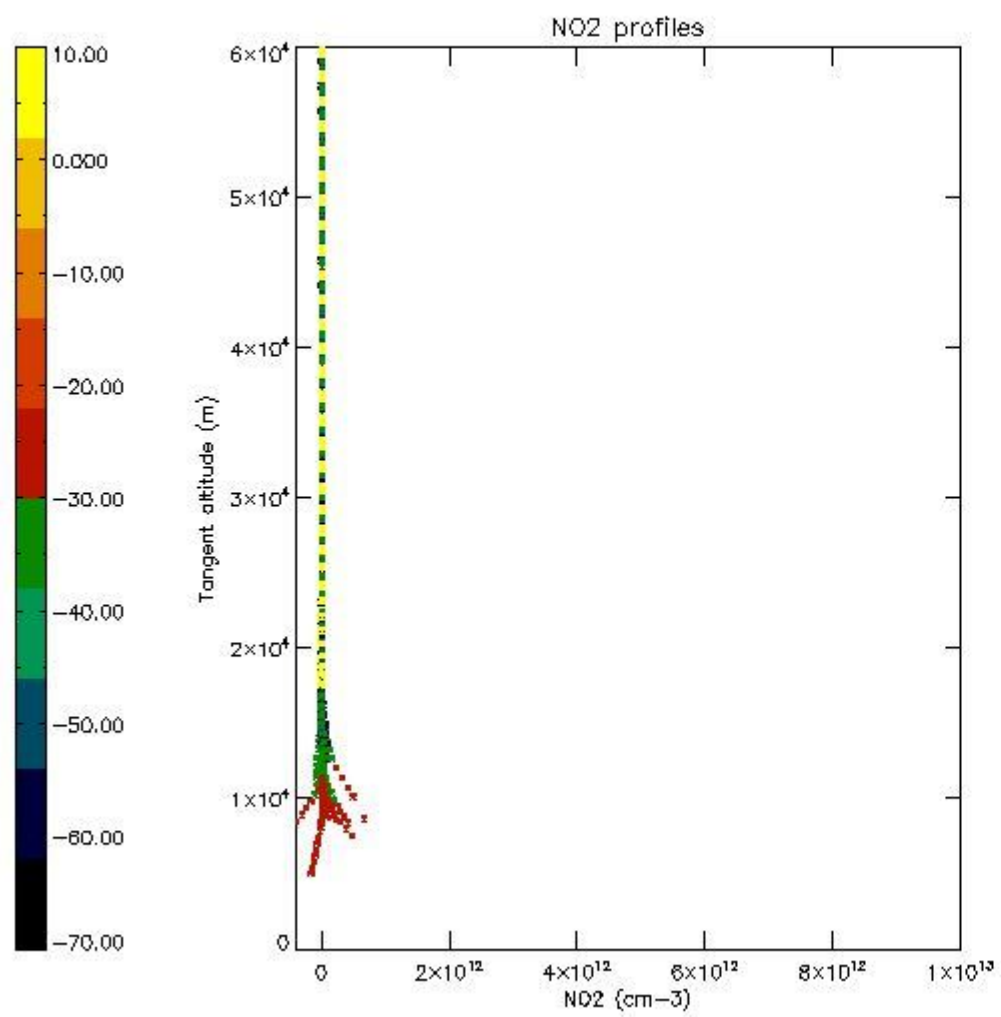
5.5 Plot ozone profiles where STD < 5% (dark without errors)

The colorbar represents the latitude.



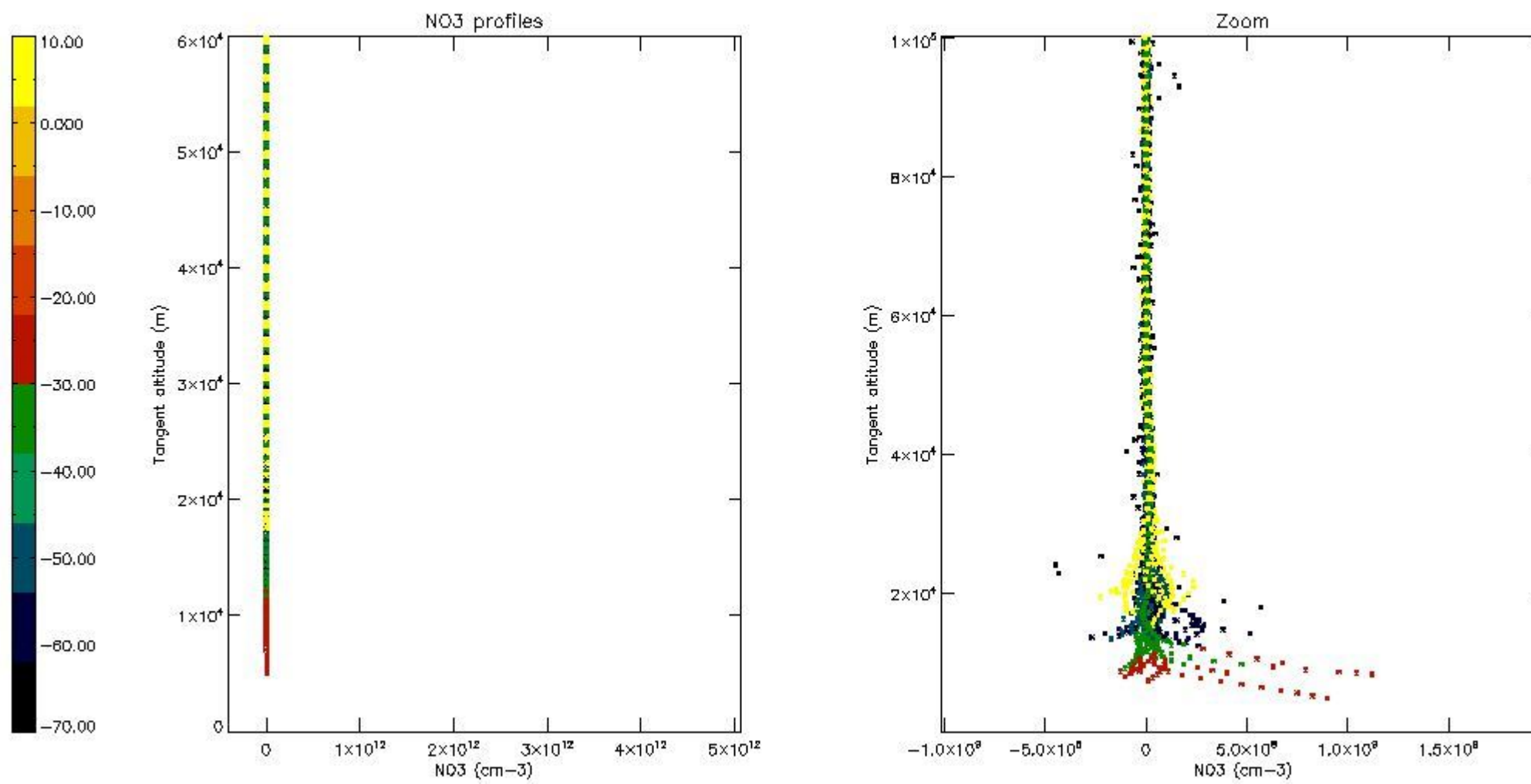
5.6 Plot NO₂ profiles for all STD (dark without errors)

The colorbar represents the latitude.



5.7 Plot NO₃ profiles for all STD (dark without errors)

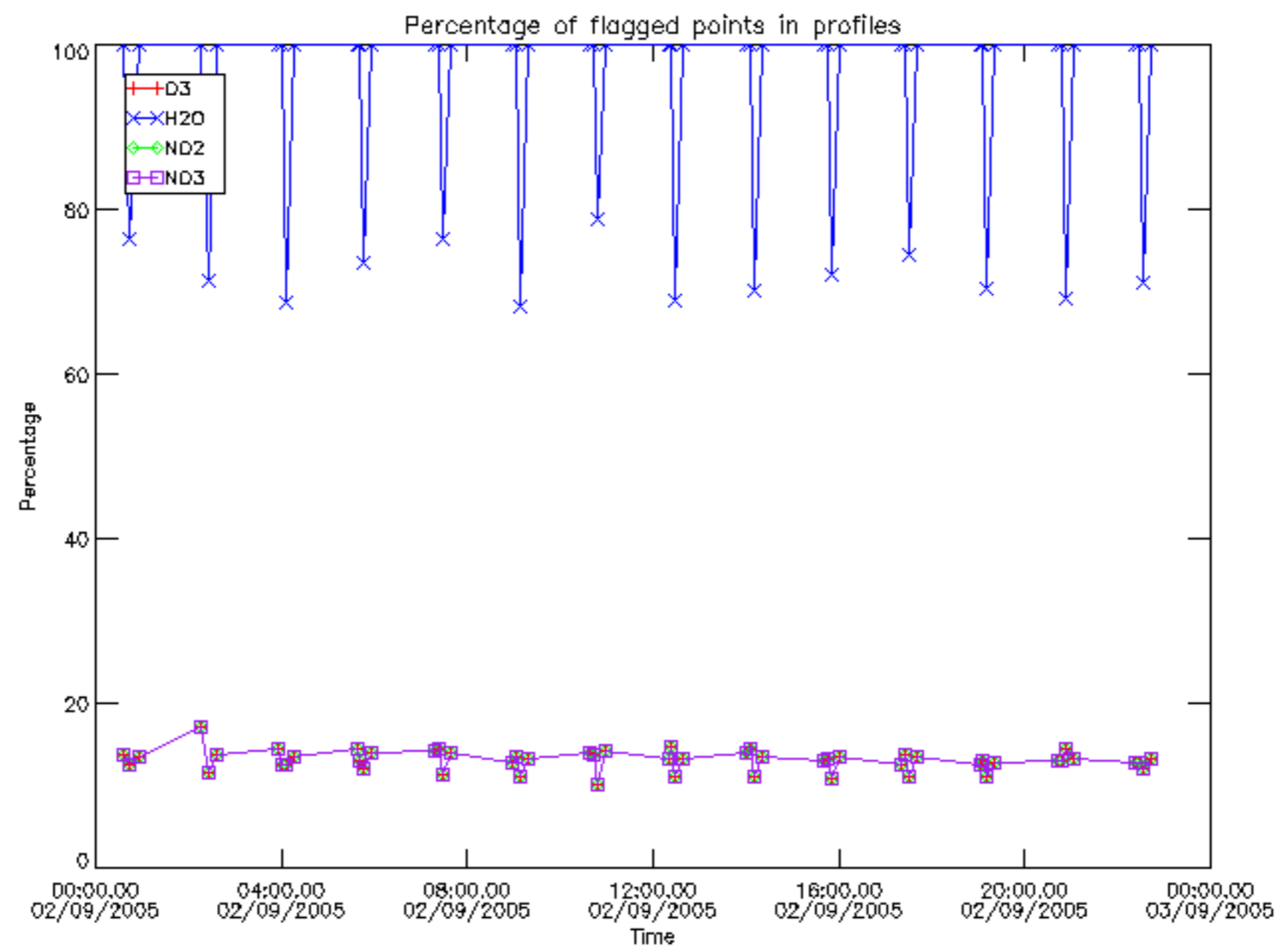
The colorbar represents the latitude.



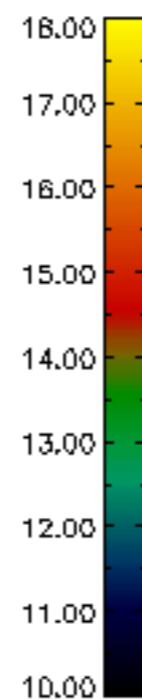
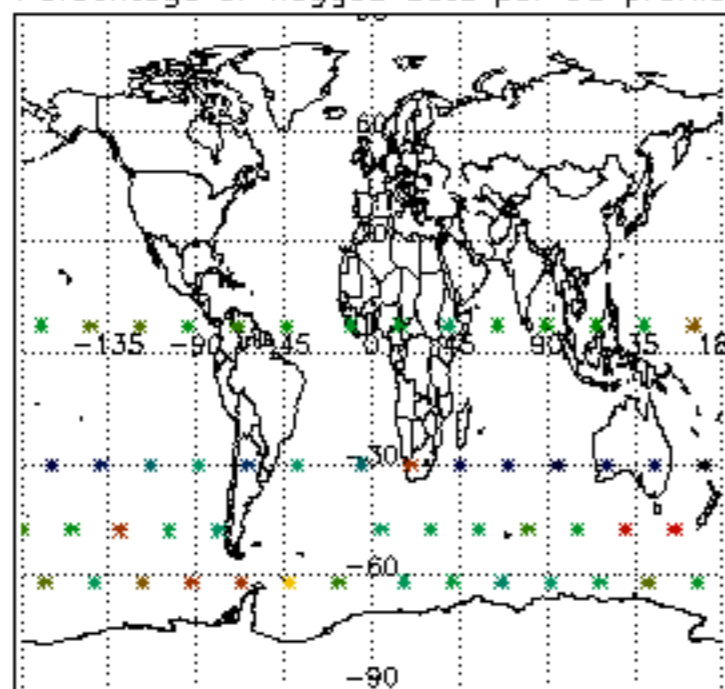
6. Auxiliary Data Files used for the production reported in section 2

The number reported in the third column indicates since which file (see list in section 2) the corresponding auxiliary file has been used. The fourth column is the date of those product files.

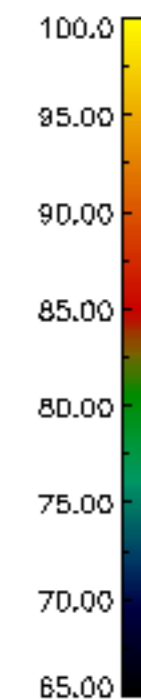
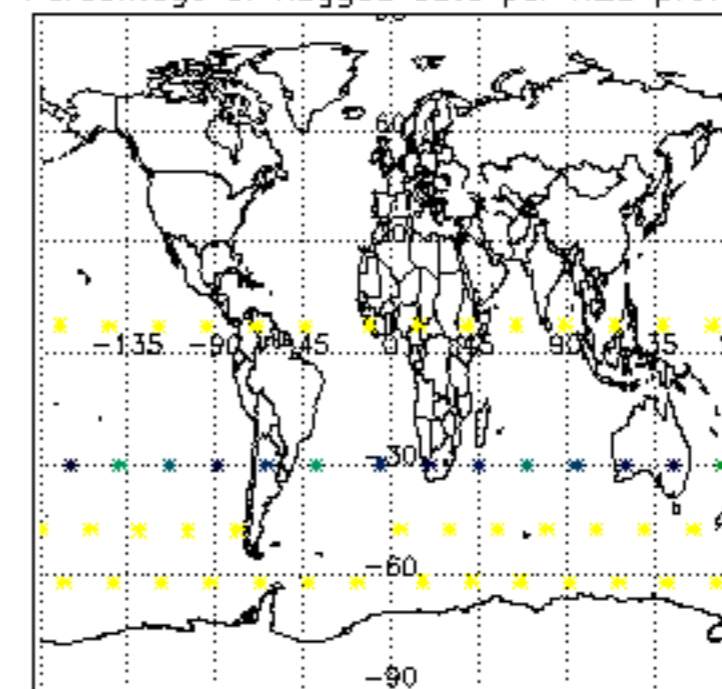
Type	Auxiliary Filename	Used since product	Used since product date
INST_PHYS_CHARACTERISTICS	GOM_INS_AXVIEC20091111_143220_20030716_120000_20500101_000000	1	02-SEP-2005 00:02:52
LEVEL-2_PROC_CONFIG	GOM_PR2_AXVIEC20091111_152718_20020301_000000_20500101_000000	1	02-SEP-2005 00:02:52
CROSS_SECTIONS_FILE	GOM_CRS_AXVIEC20091111_154832_20020301_000000_20500101_000000	1	02-SEP-2005 00:02:52



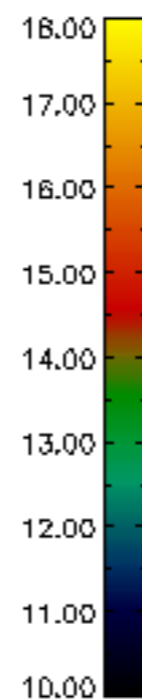
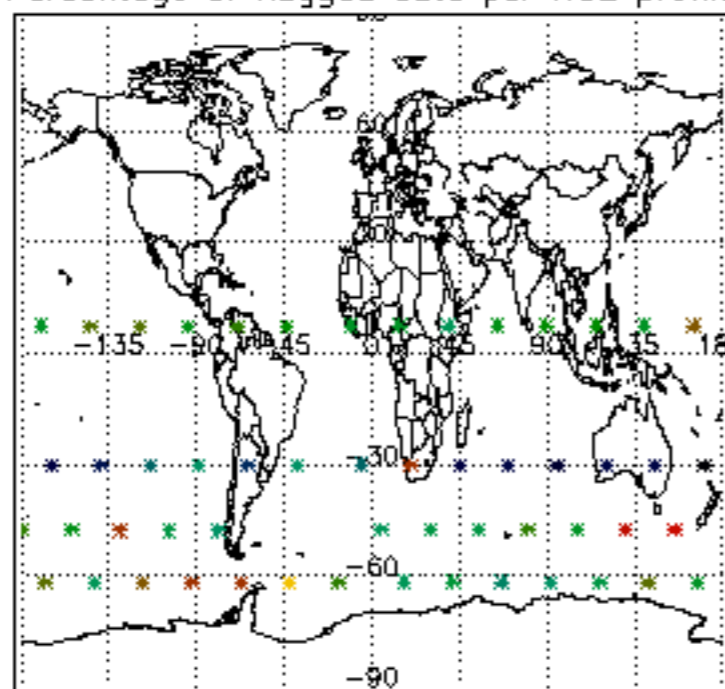
Percentage of flagged data per D3 profile



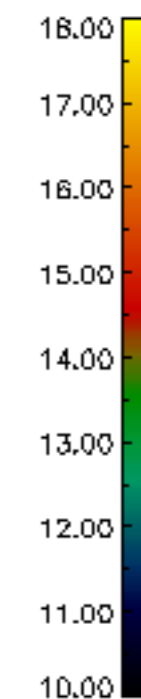
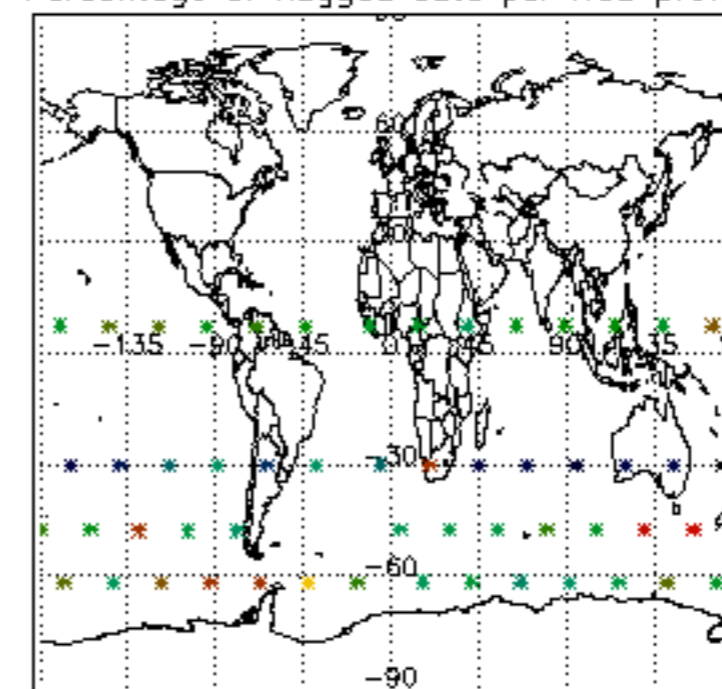
Percentage of flagged data per H2O profile

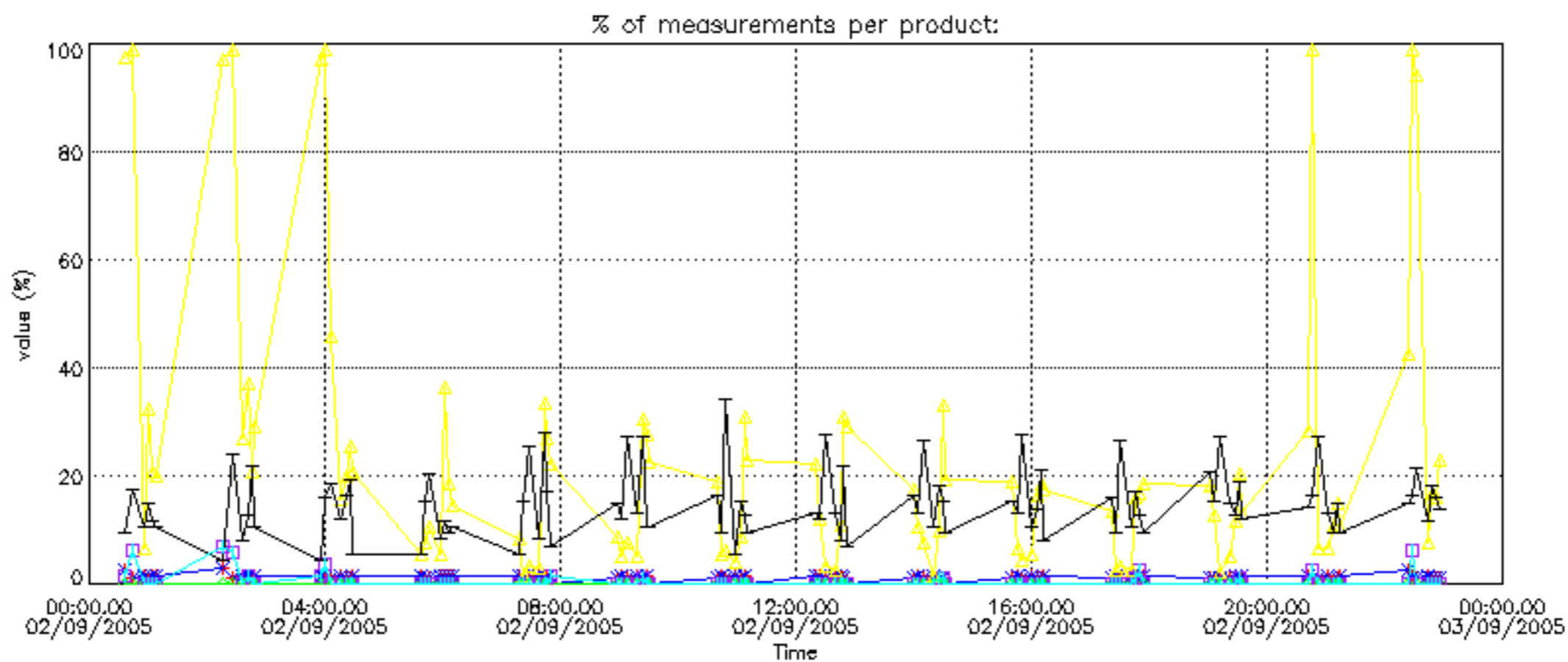


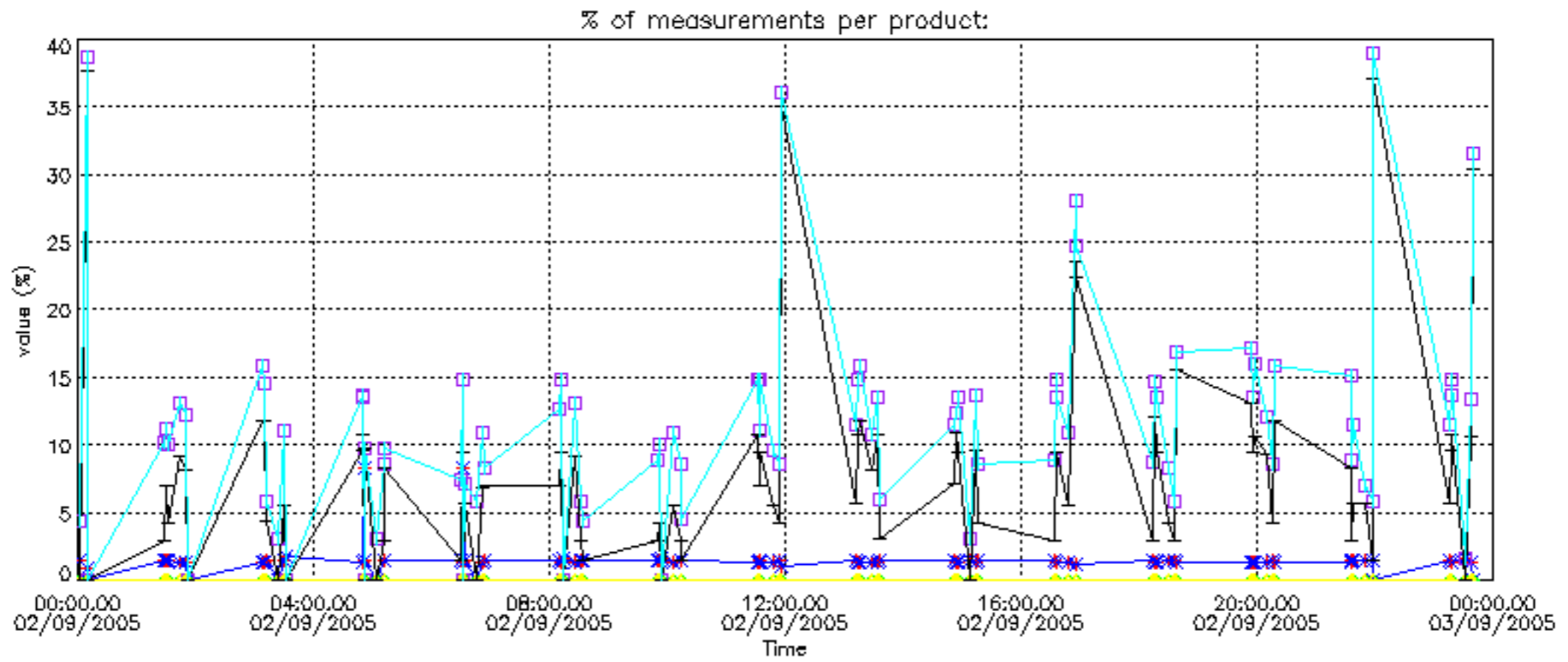
Percentage of flagged data per NO2 profile



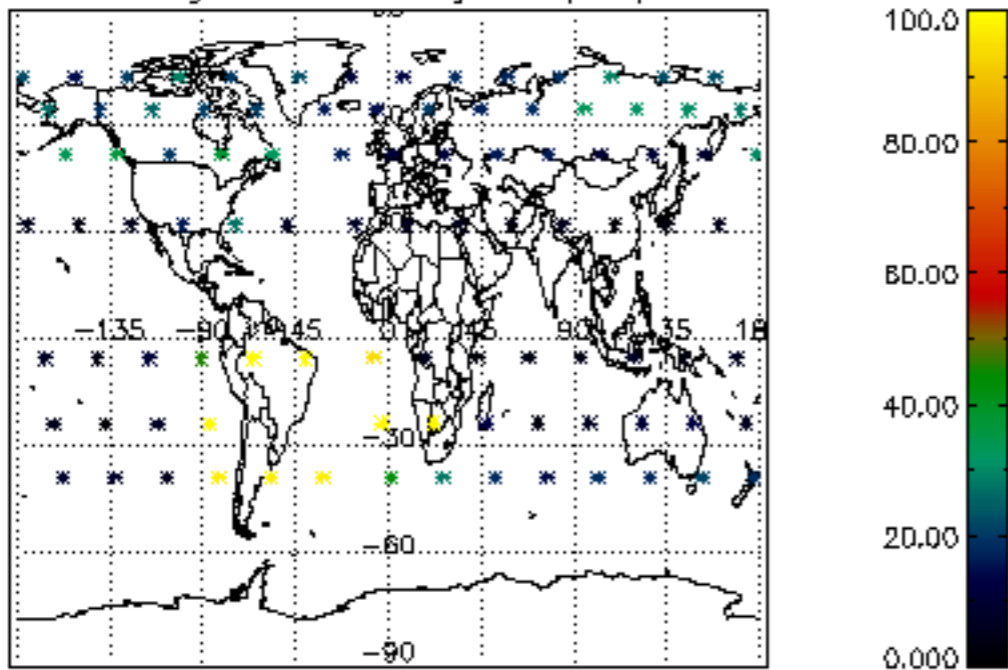
Percentage of flagged data per NO3 profile



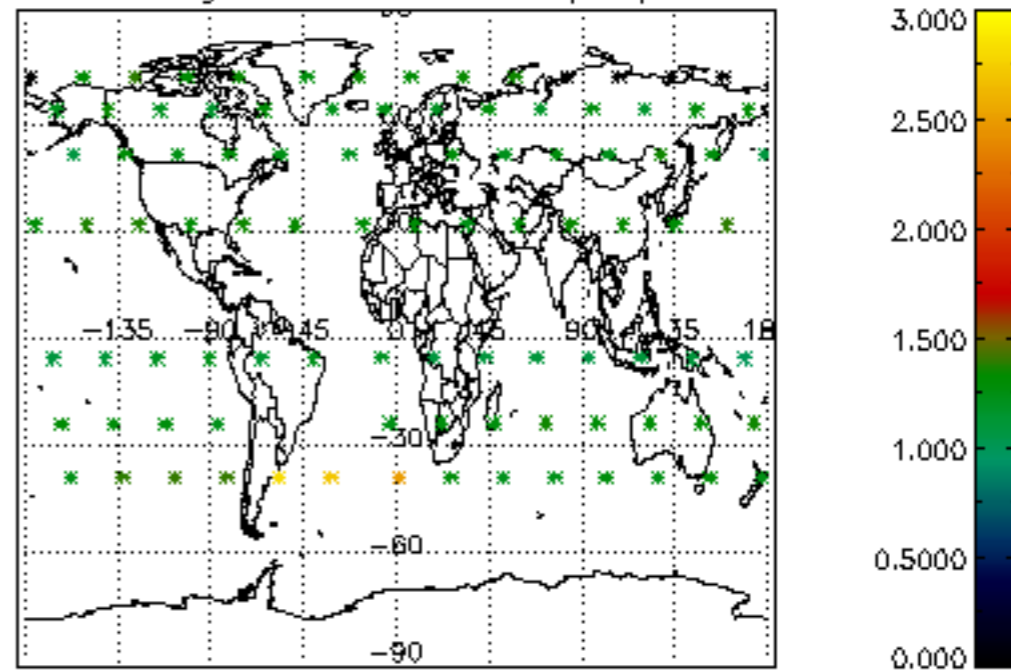




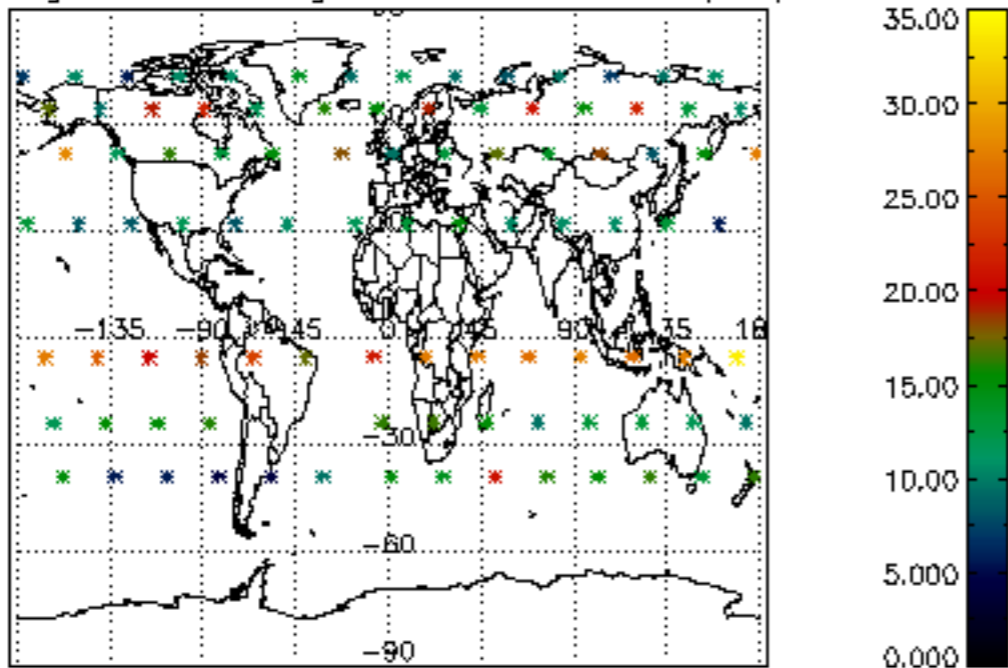
Percentage of cosmic ray hits per profile



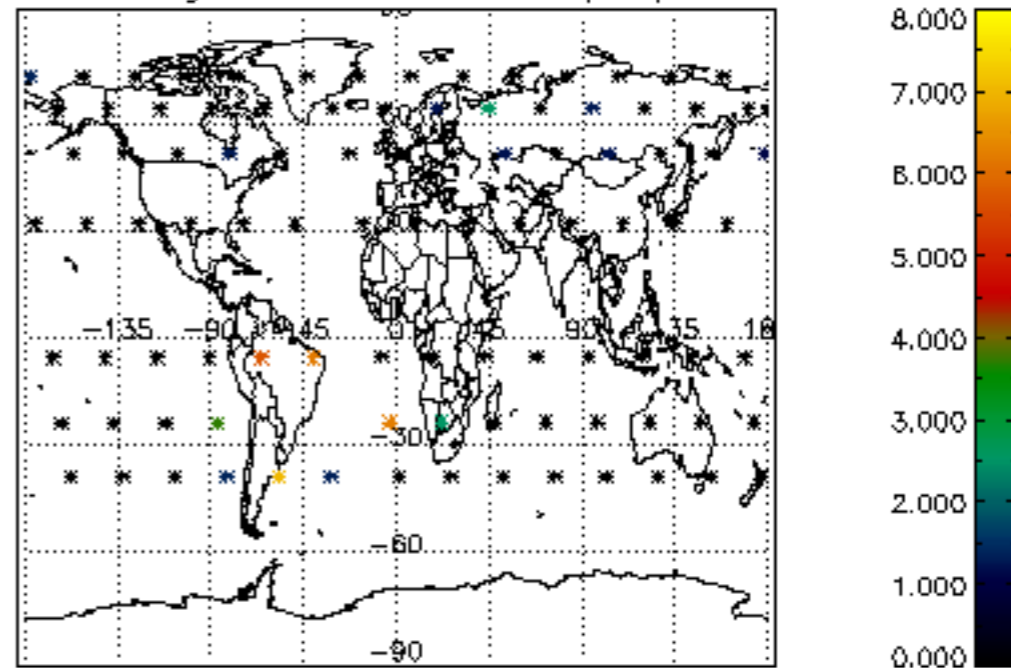
Percentage of datation errors per profile



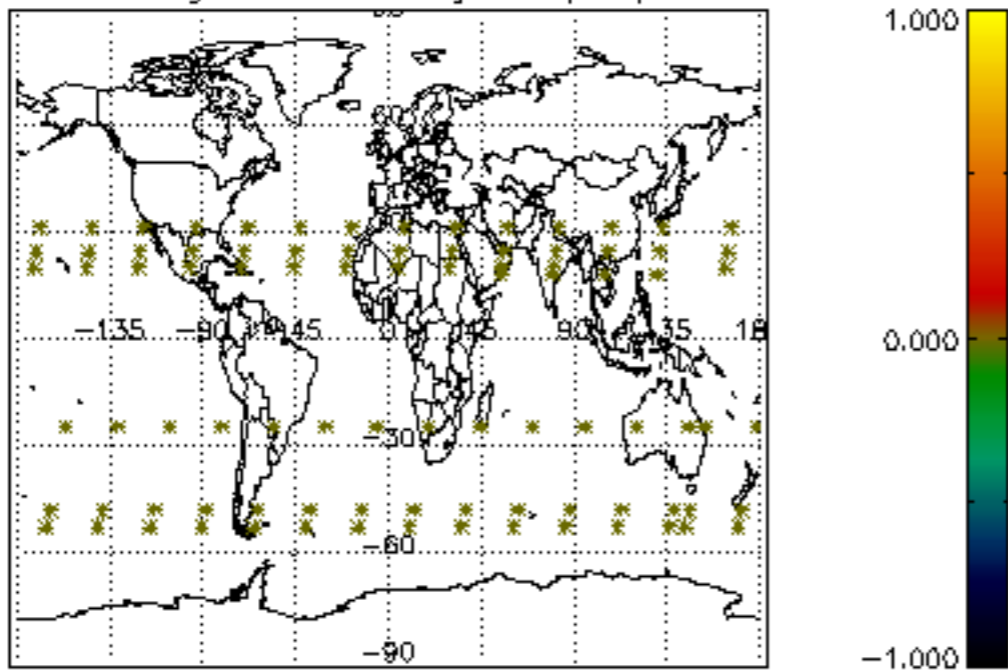
Percentage of star falling outside central band per profile



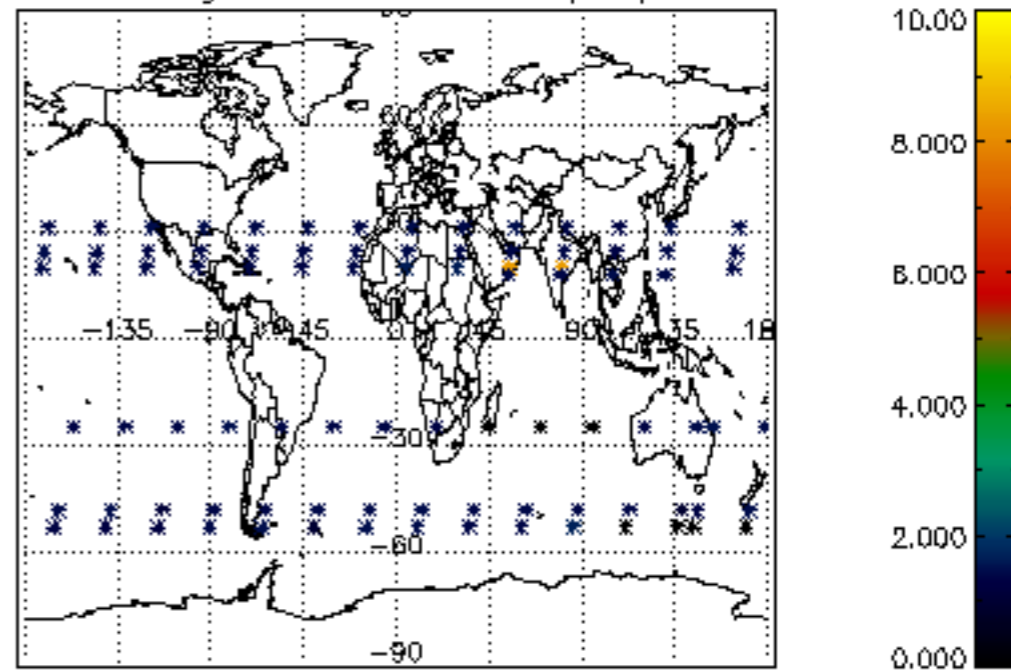
Percentage of saturation errors per profile



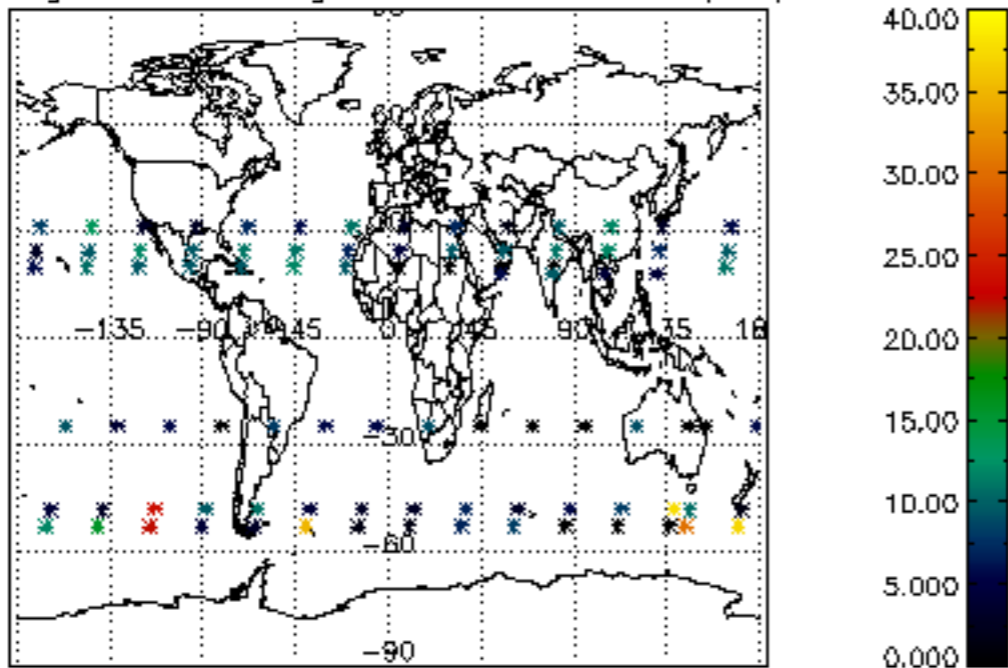
Percentage of cosmic ray hits per profile



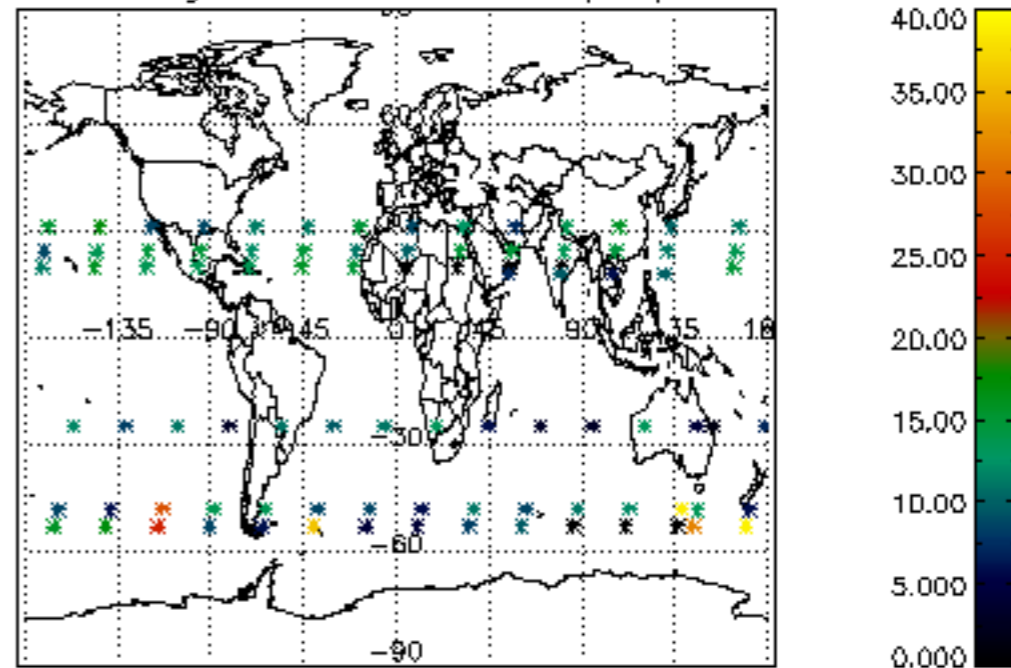
Percentage of datation errors per profile

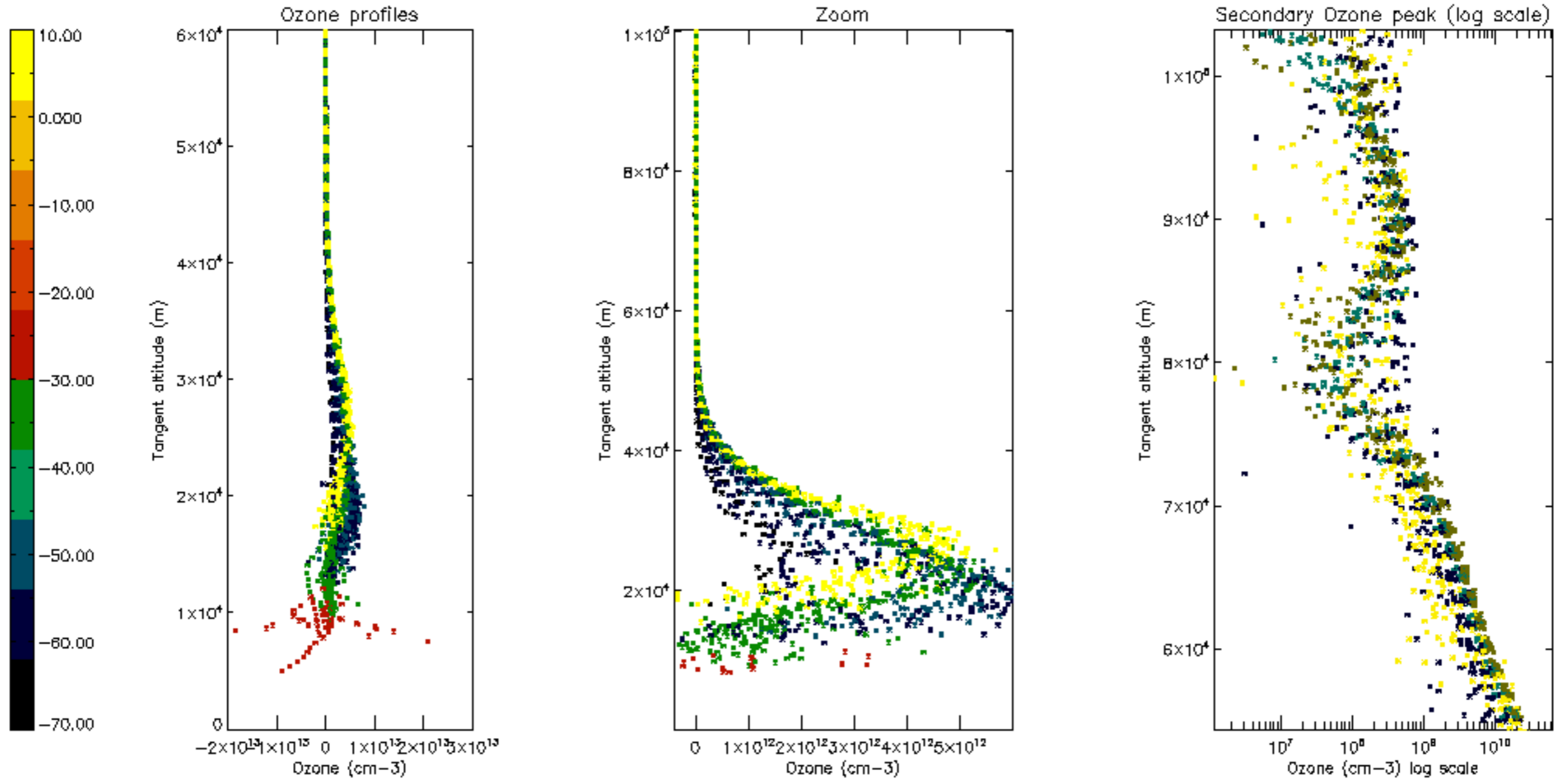


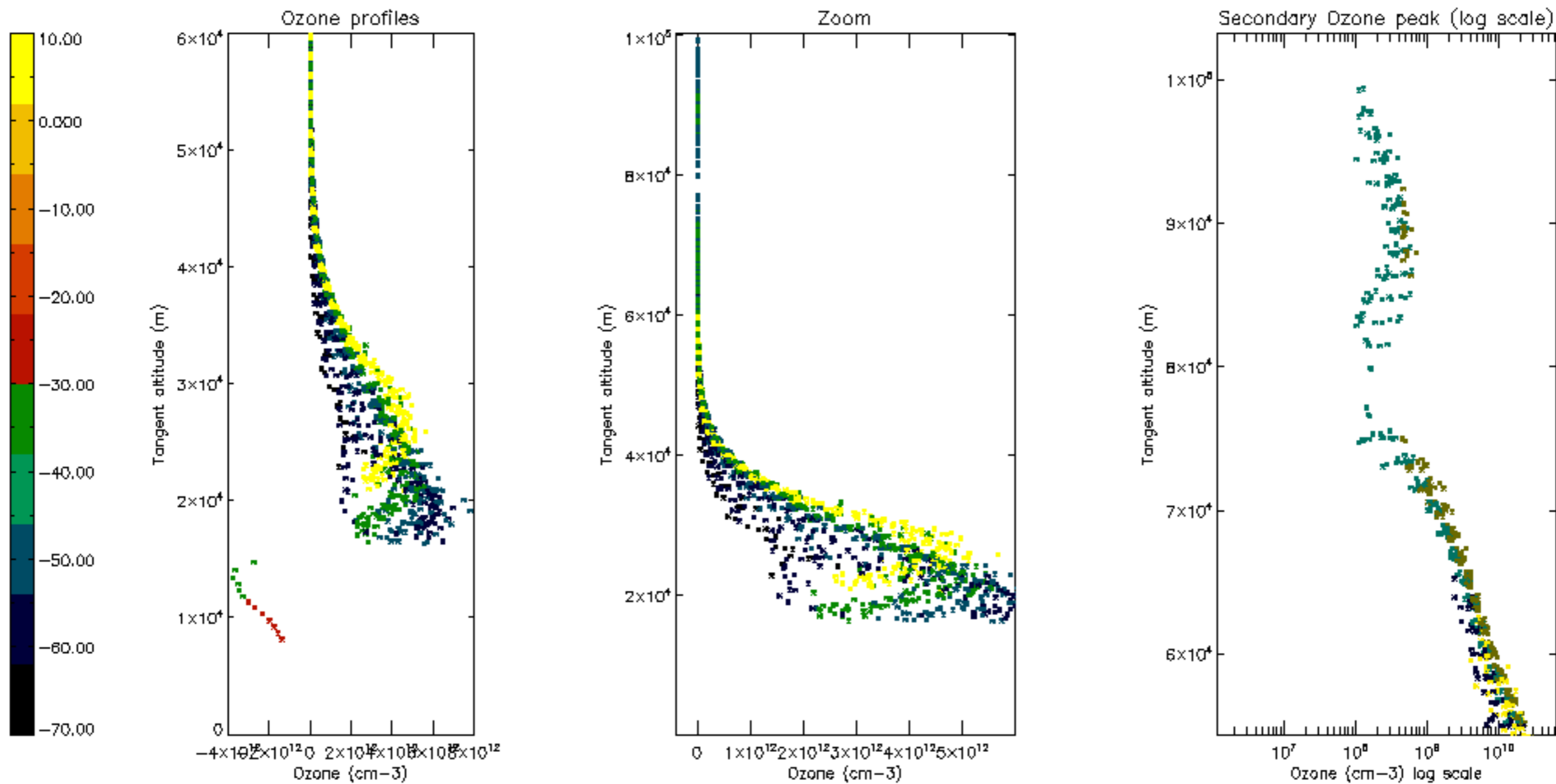
Percentage of star falling outside central band per profile

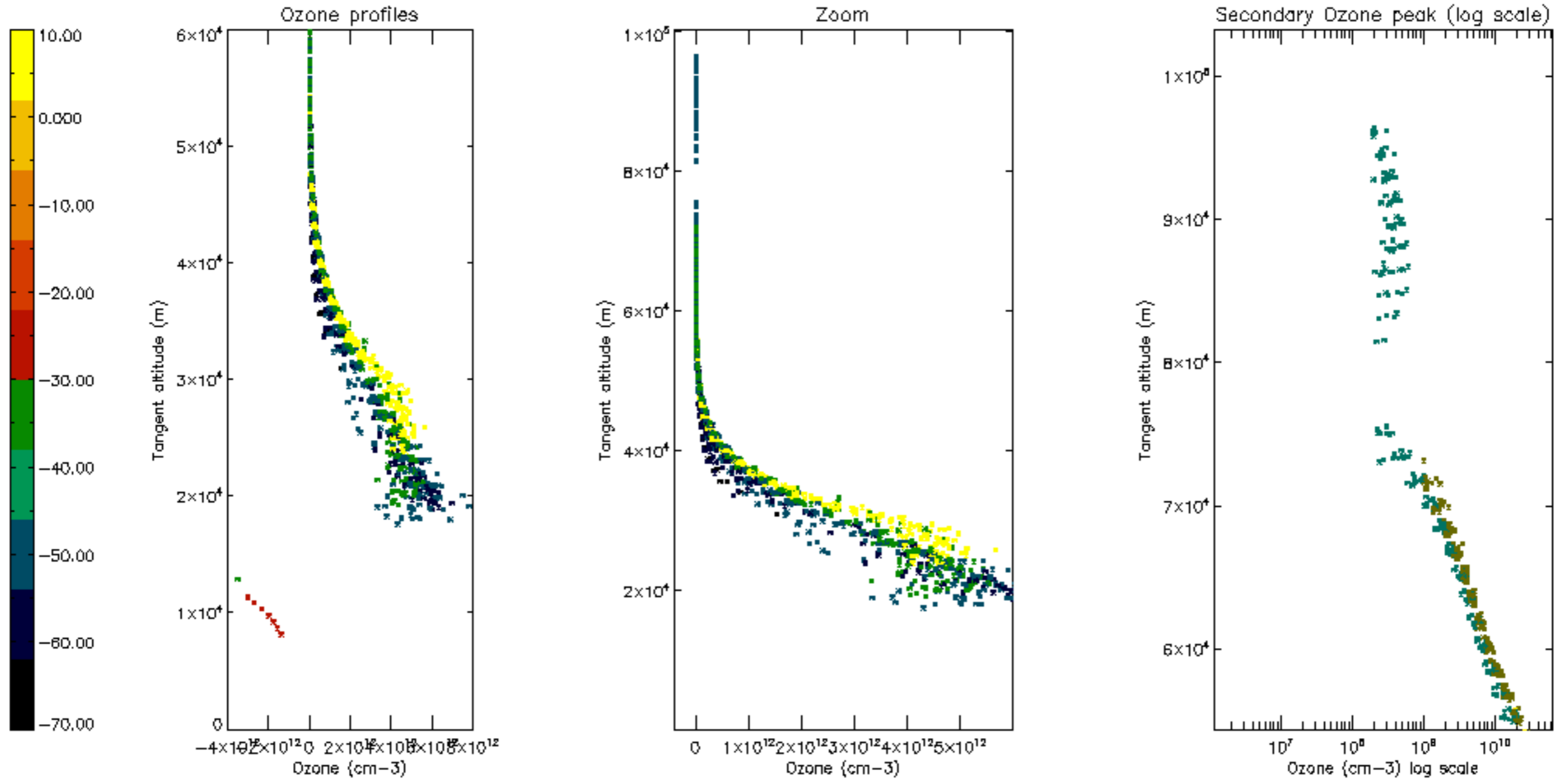


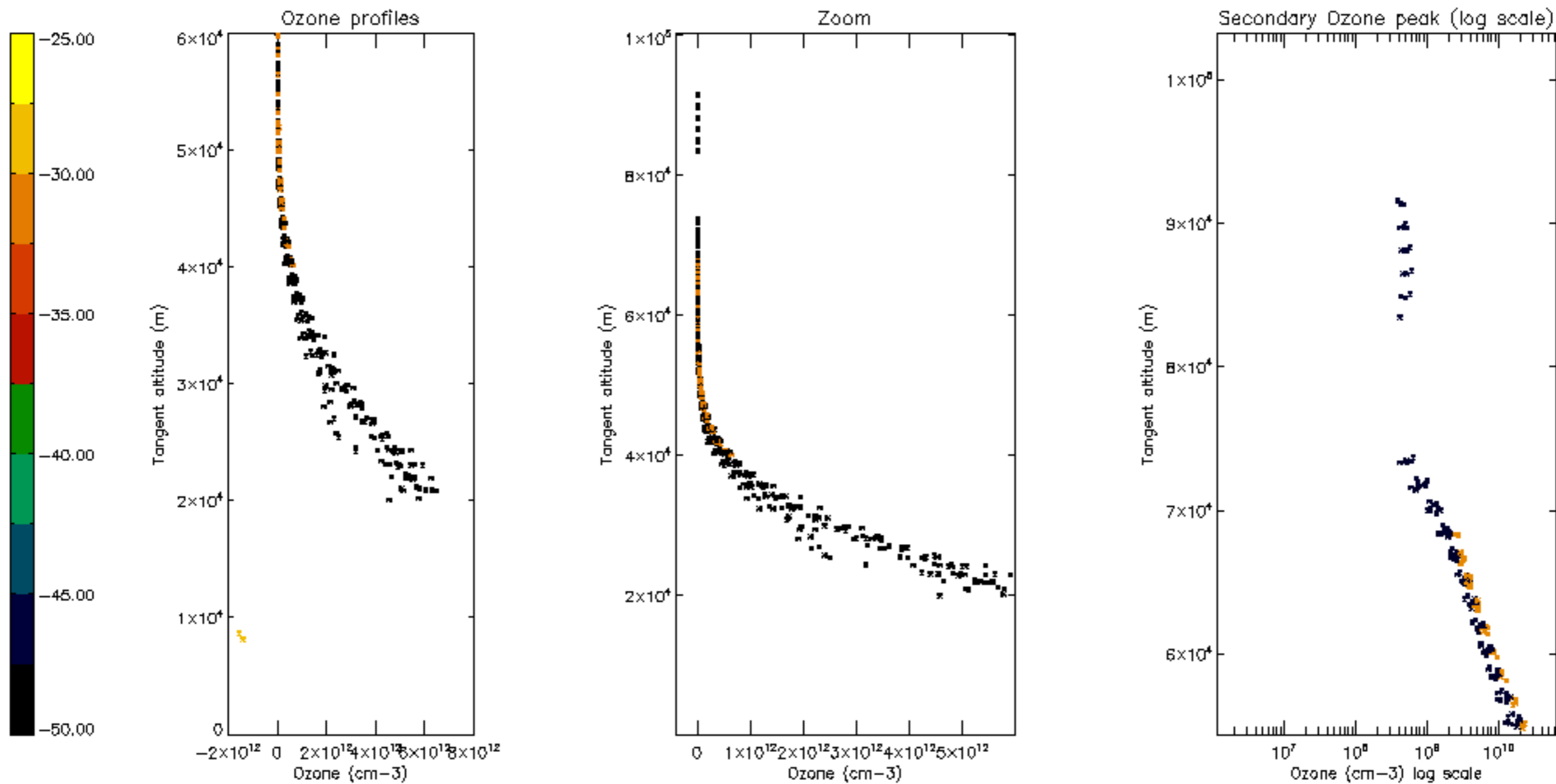
Percentage of saturation errors per profile

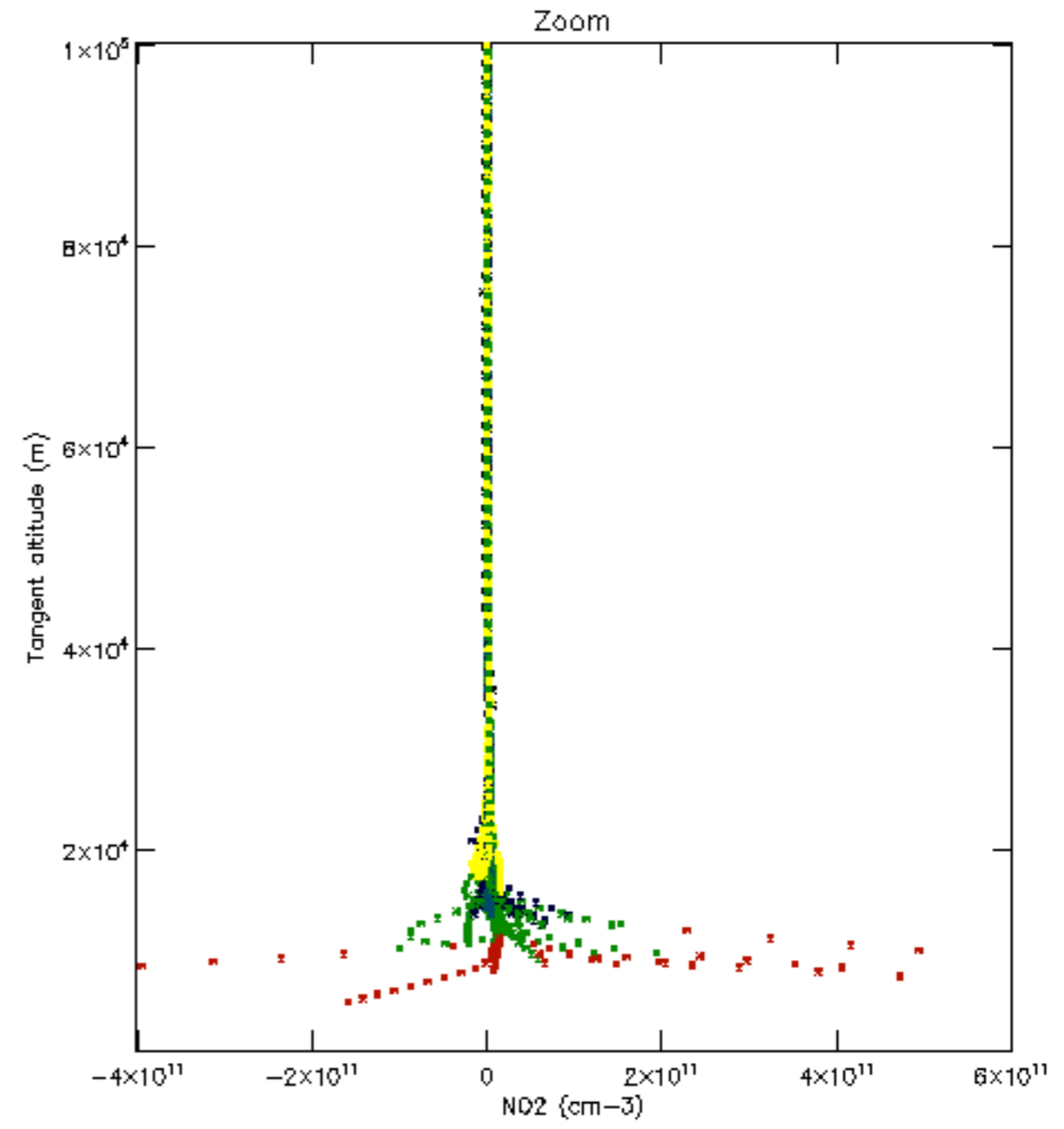
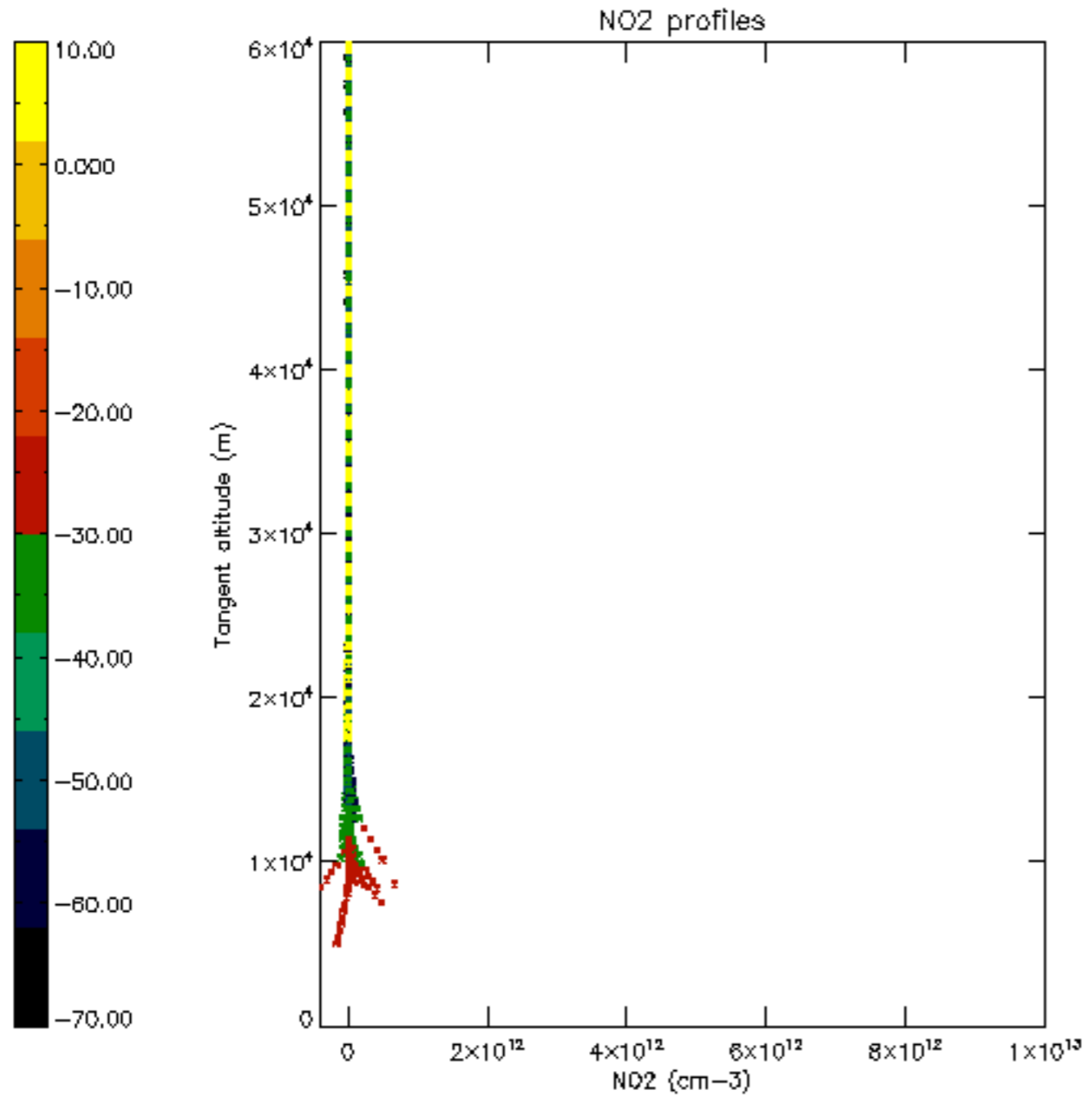


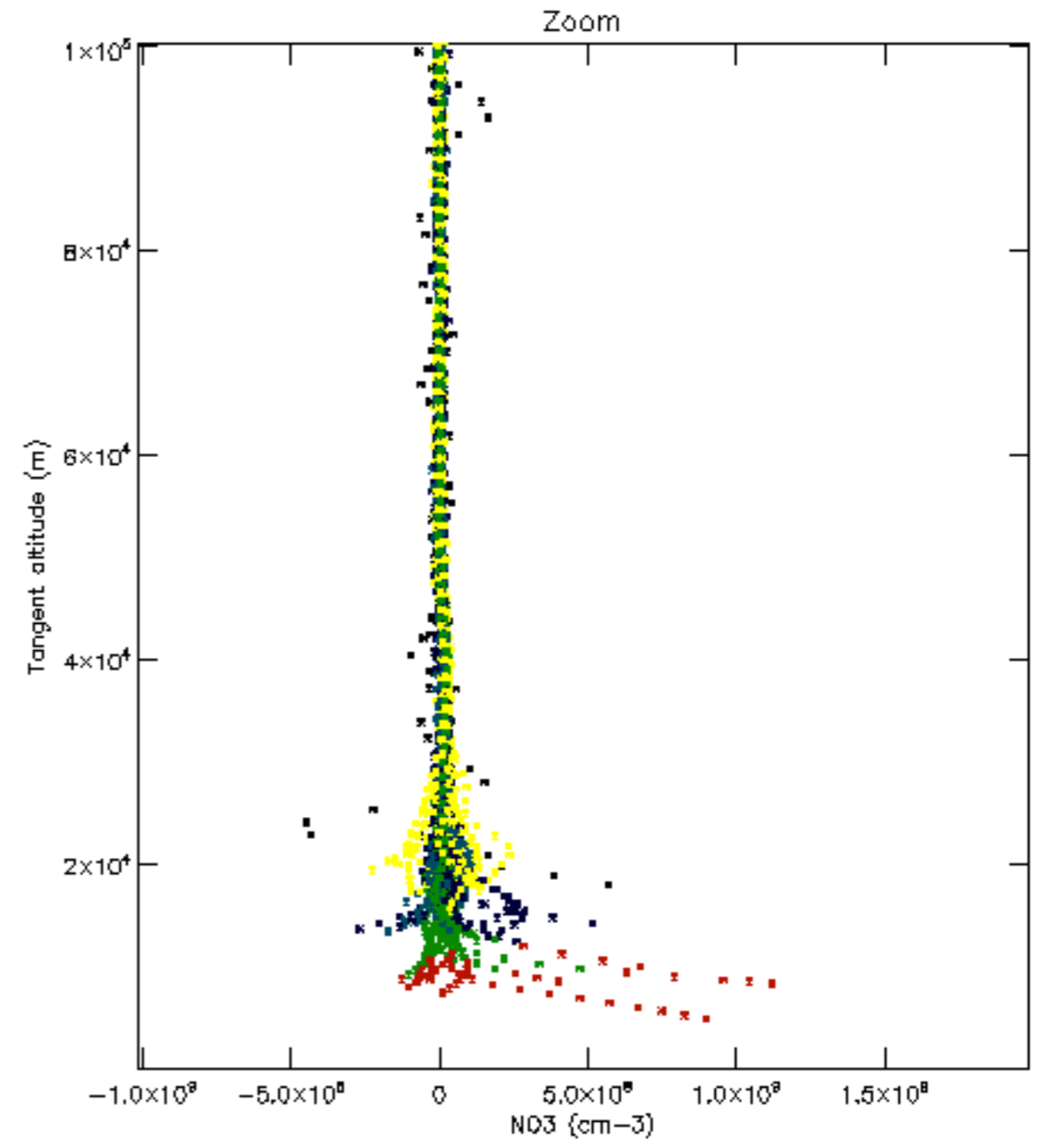
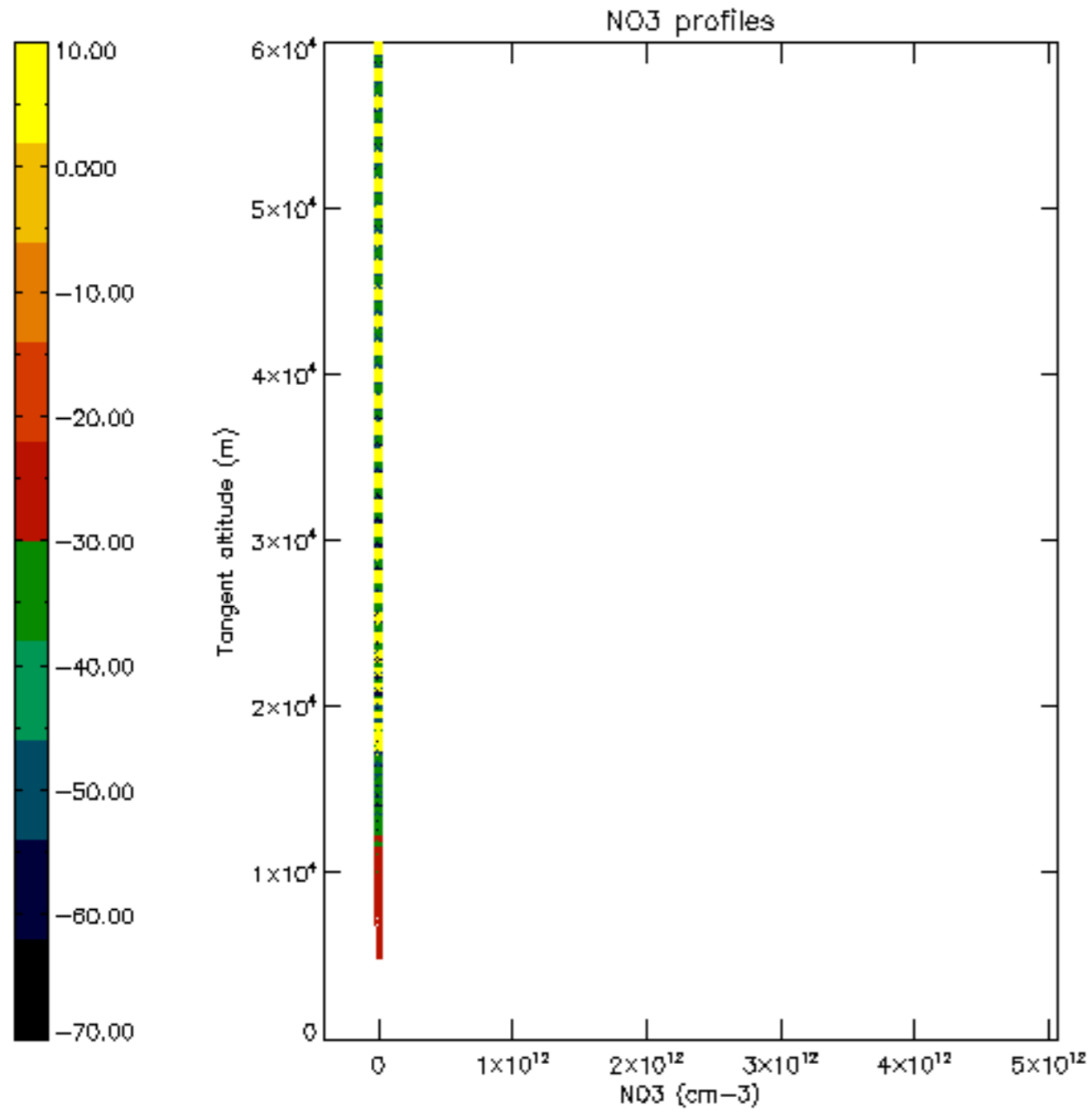


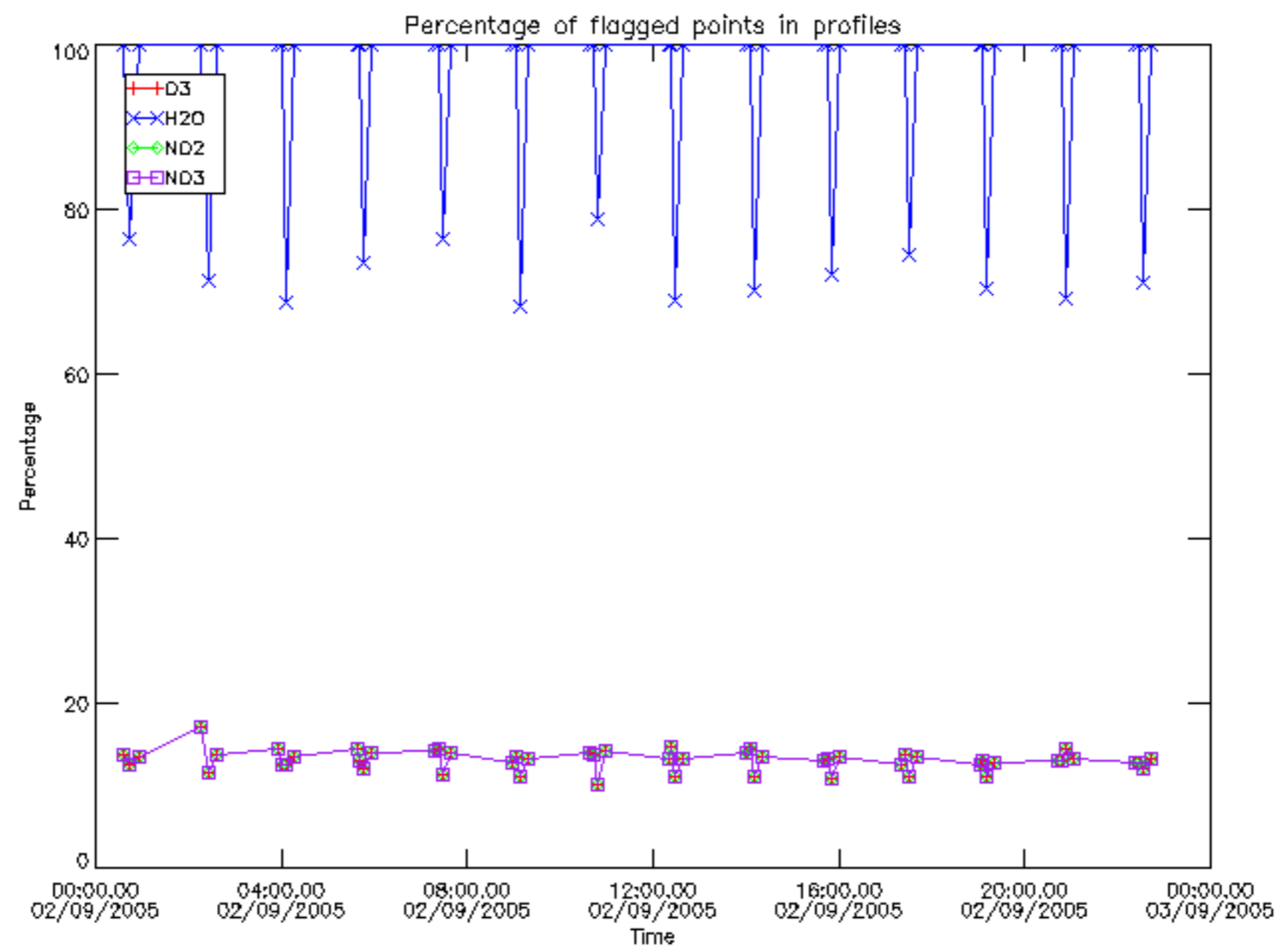




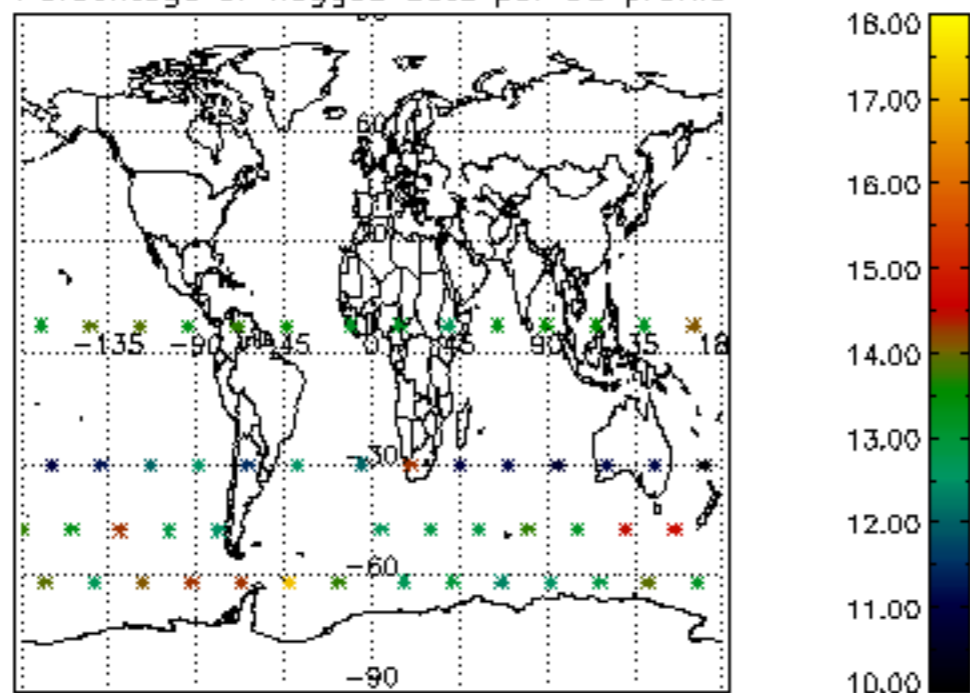




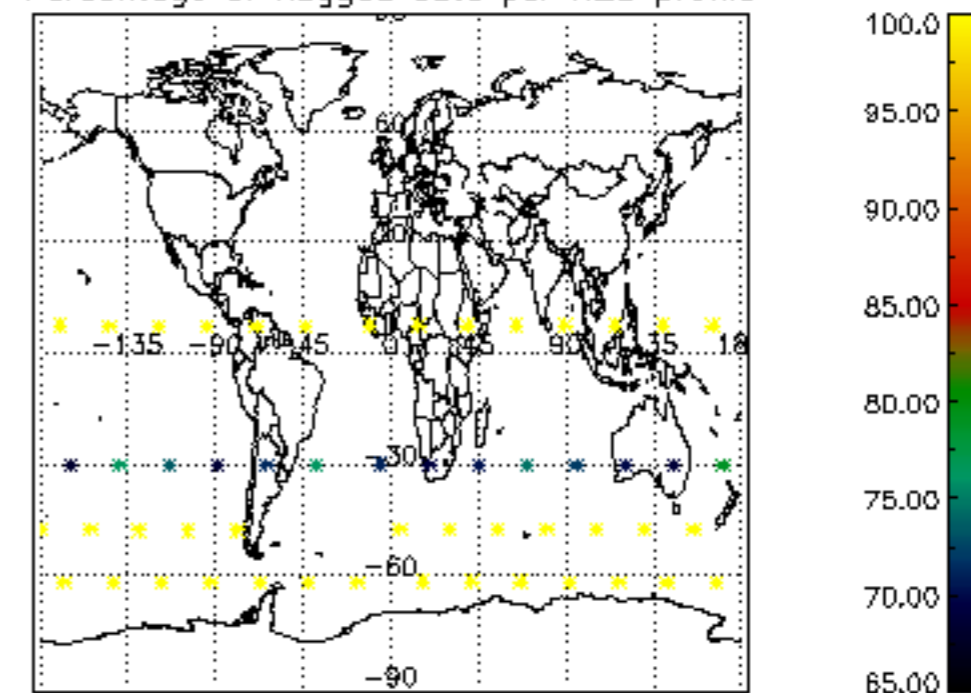




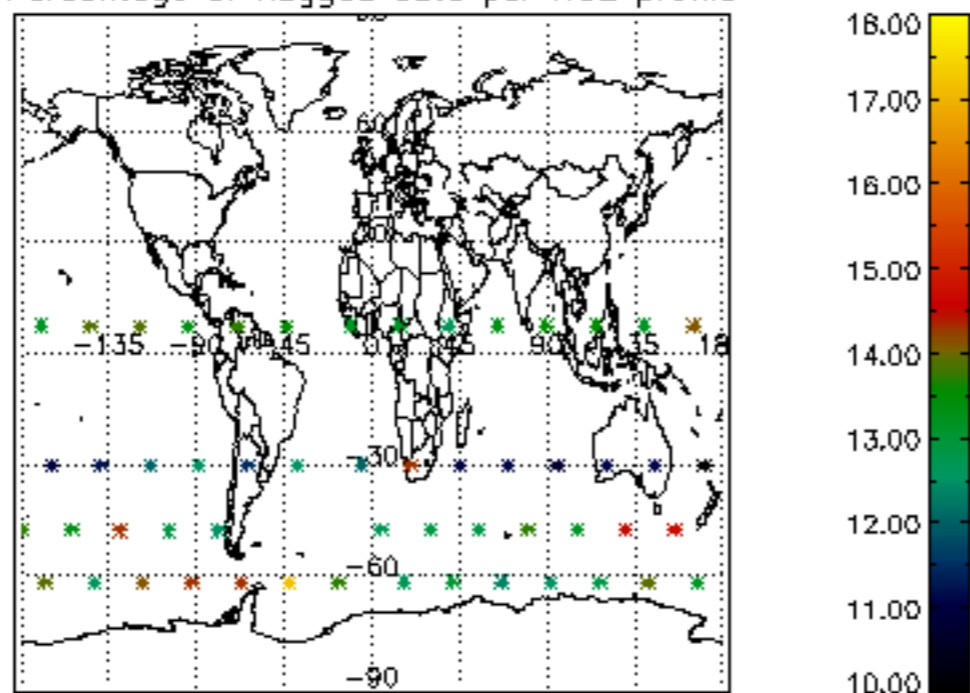
Percentage of flagged data per D3 profile



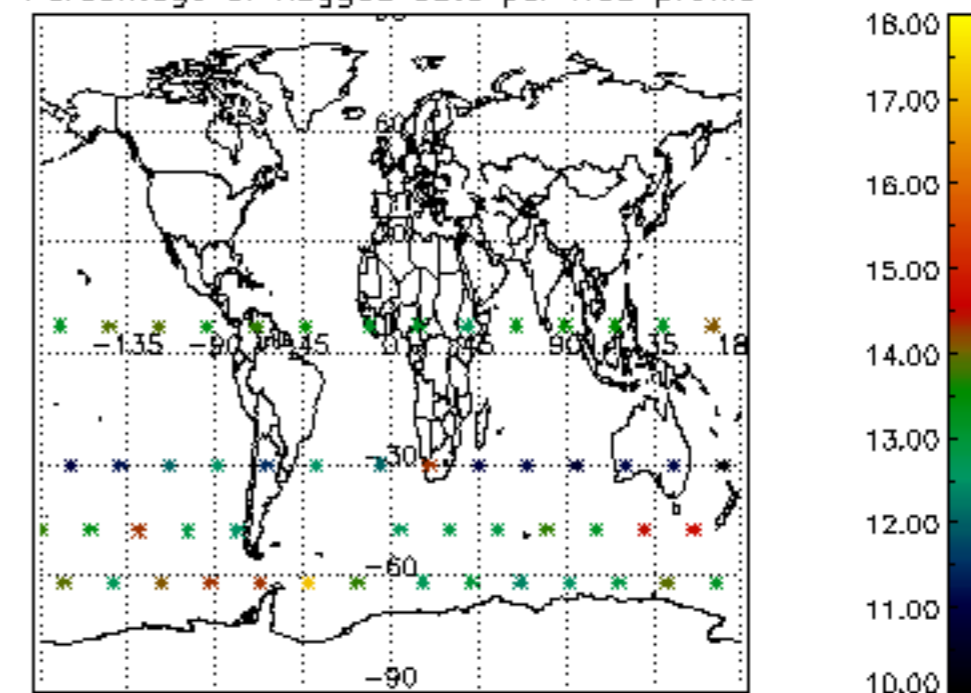
Percentage of flagged data per H2O profile

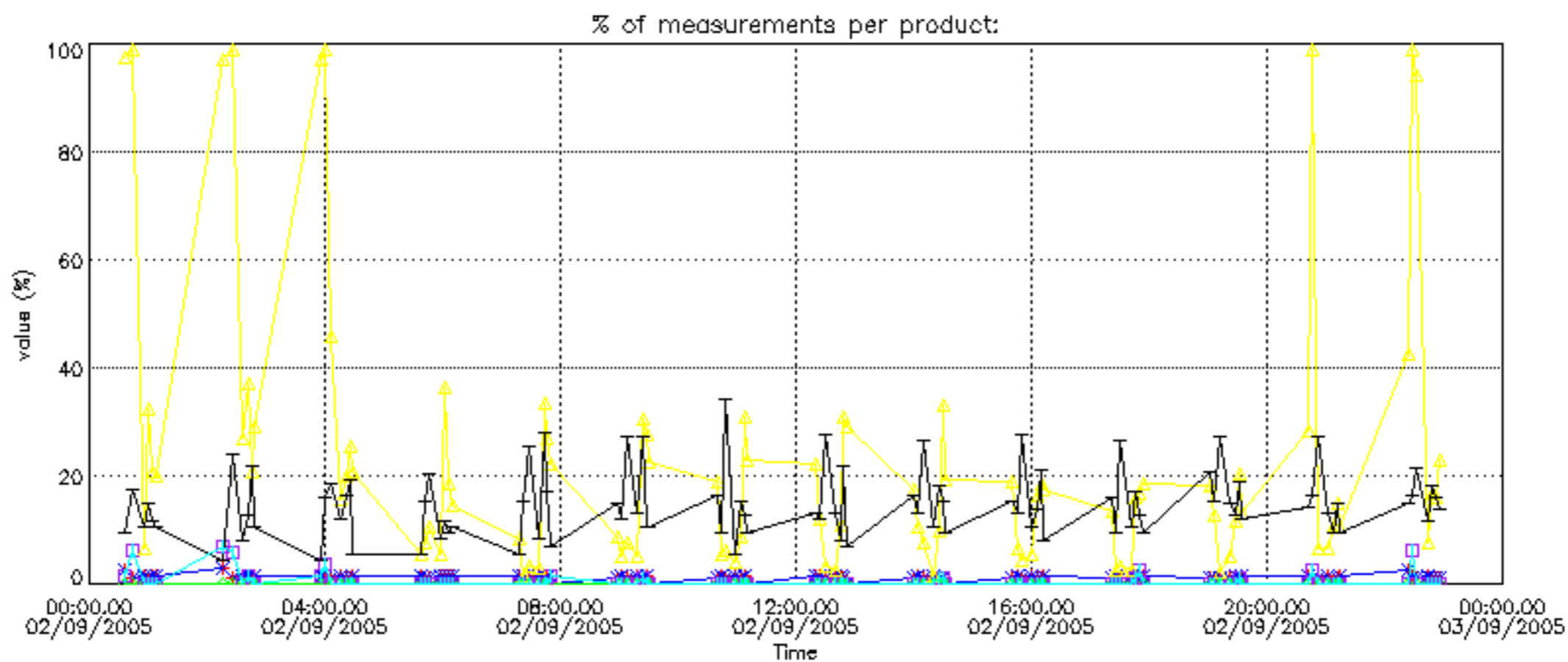


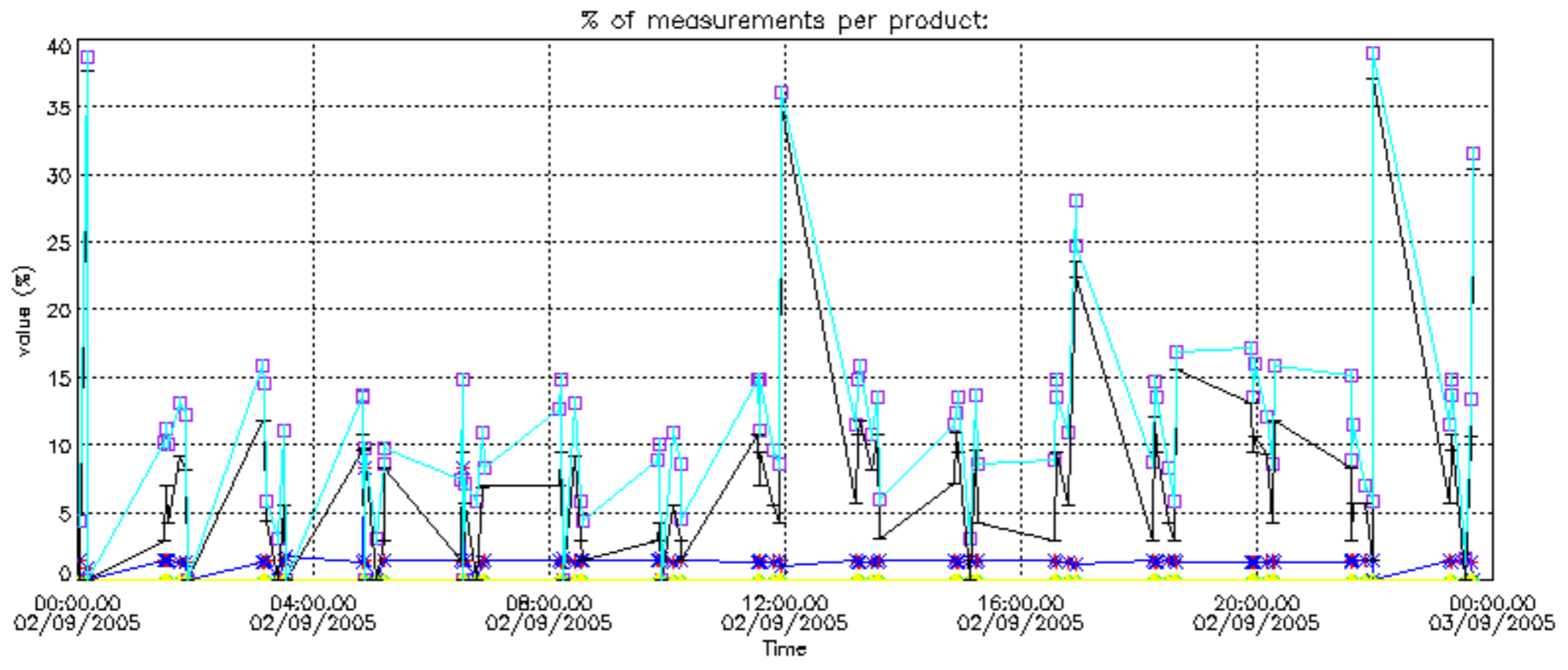
Percentage of flagged data per NO2 profile



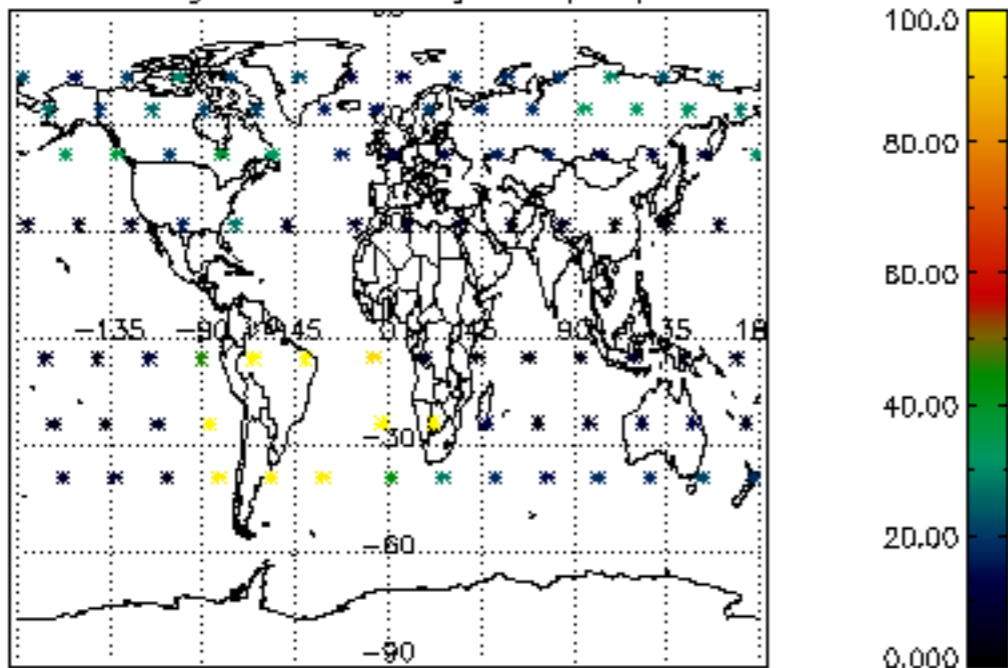
Percentage of flagged data per NO3 profile



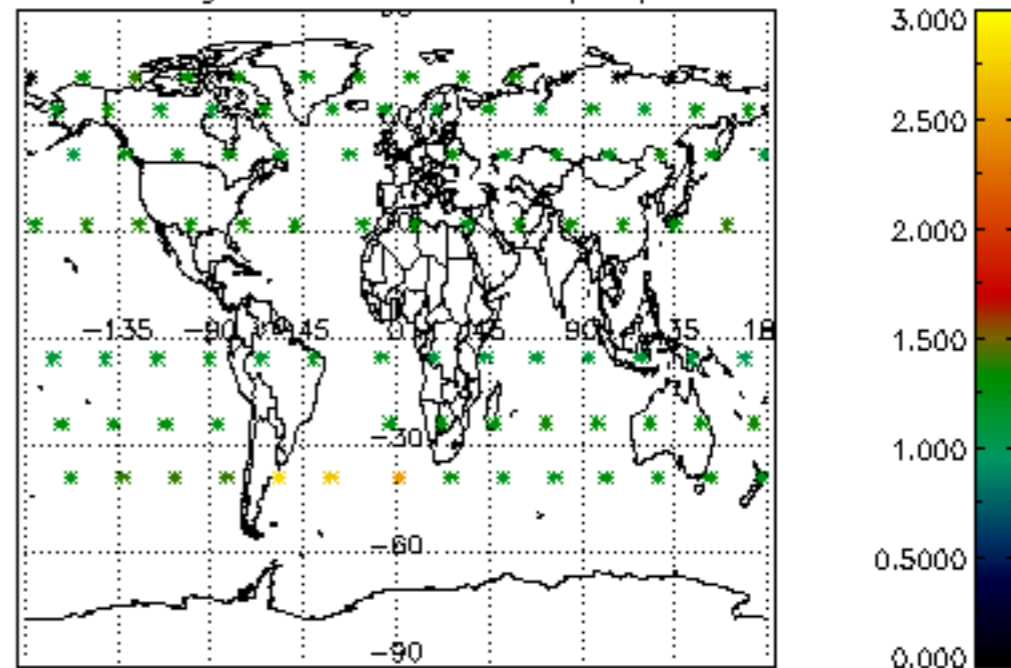




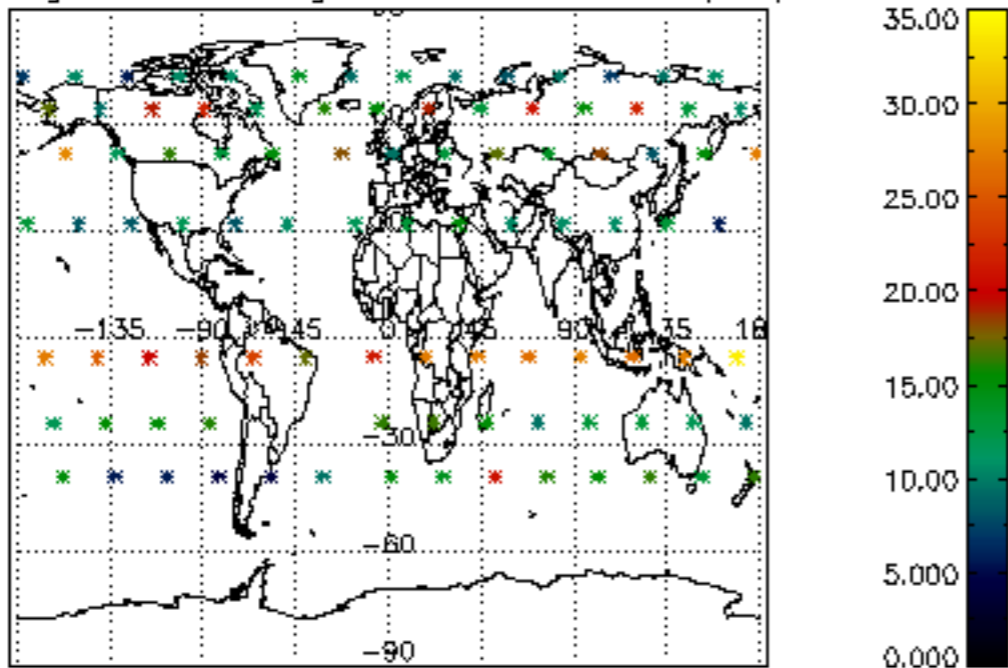
Percentage of cosmic ray hits per profile



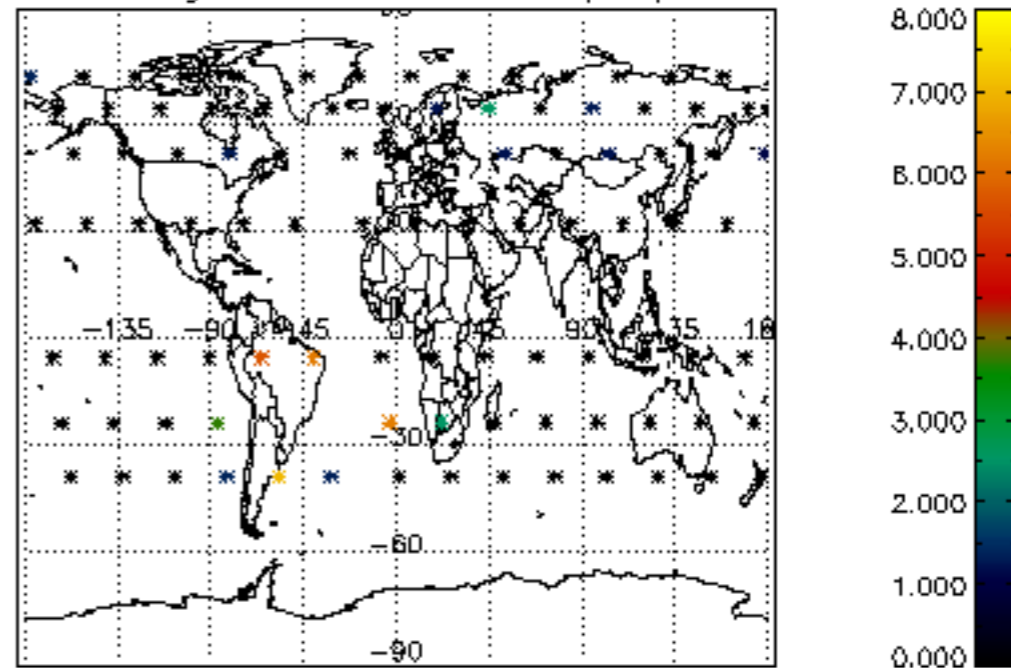
Percentage of datation errors per profile



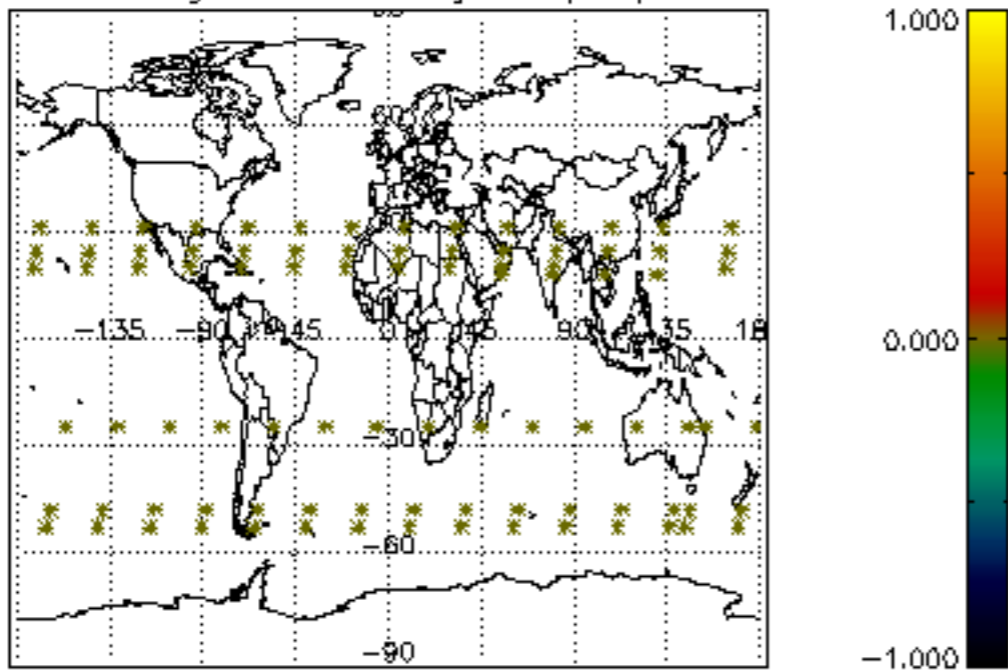
Percentage of star falling outside central band per profile



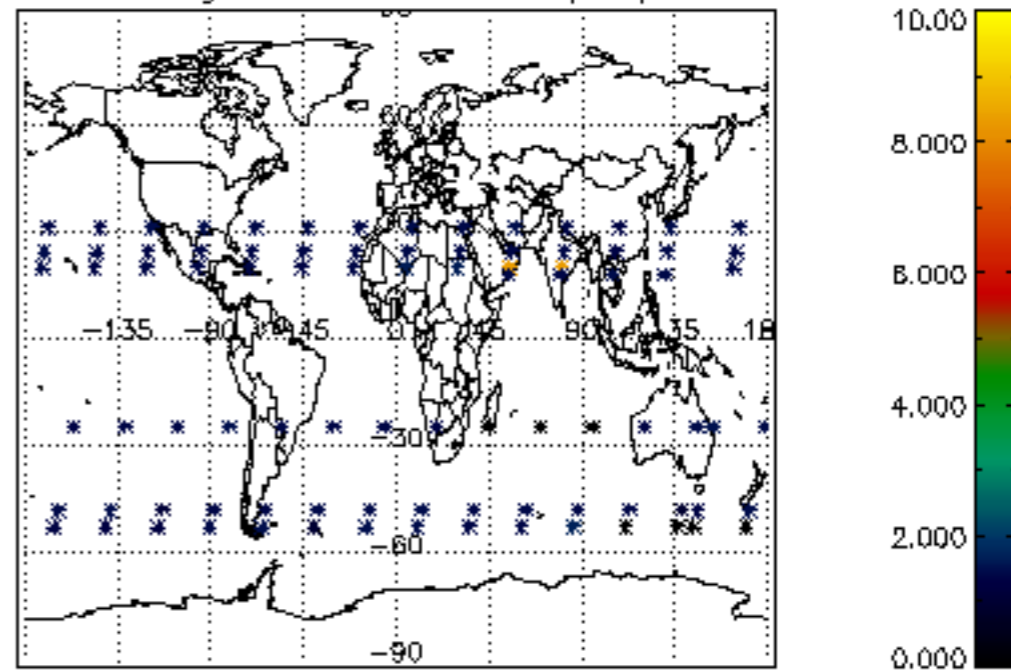
Percentage of saturation errors per profile



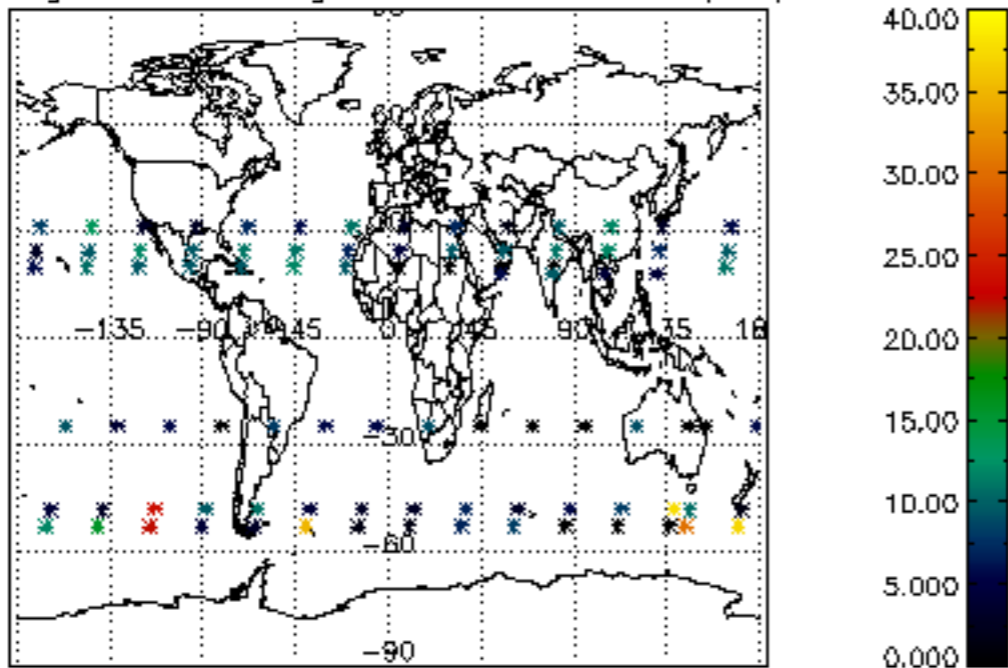
Percentage of cosmic ray hits per profile



Percentage of datation errors per profile



Percentage of star falling outside central band per profile



Percentage of saturation errors per profile

