

GOMOS Level 2 Daily Report

SUMMARY

[1. General Info](#)

[2. Summary of processed GOM_NL_2P products](#)

[3. Level 2 Quality information per product](#)

[3.1 Plot of level 2 quality information per product \(time dependant\)](#)

[3.2 Plot of level 2 quality information per product \(world map\)](#)

[4. Level 1 Quality information per product \(stored on level 2 products\)](#)

[4.1 Plot of level 1 quality information per product \(time dependant\)](#)

[4.1.1 Plot of level 1 quality information per product \(time dependant\): ASCENDING](#)

[4.1.2 Plot of level 1 quality information per product \(time dependant\): DESCENDING](#)

[4.2 Plot of level 1 quality information per product \(world map\)](#)

[4.2.1 Plot of level 1 quality information per product \(world map\): ASCENDING](#)

[4.2.2 Plot of level 1 quality information per product \(world map\): DESCENDING](#)

[5. Ozone profiles based on quality statistics and other trace gas profiles](#)

[5.1 Ozone statistics based on quality of products](#)

[5.2 Plot ozone profiles for all STD \(dark without errors\)](#)

[5.3 Plot ozone profiles where STD < 20% \(dark without errors\)](#)

[5.4. Plot ozone profiles where STD < 10% \(dark without errors\)](#)

[5.5. Plot ozone profiles where STD < 5% \(dark without errors\)](#)

[5.6 Plot NO2 profiles for all STD \(dark without errors\)](#)

[5.7 Plot NO3 profiles for all STD \(dark without errors\)](#)

[5.8 Plot H2O profiles \(only for occultations of stars 1,2,3,4,13,14,16,26,63 dark without errors\) for all STD](#)

[6. Auxiliary Data Files used for the production reported in section 2](#)

This report presents the daily analysis on parameters extracted from GOMOS level 2 data (GOM_NL__2P). It is intended to monitor some important parameters that will impact the quality of these products. A list of level 2 products (and content) that have arrived during the reporting day to the PCF is also given.

Item	Value
Time of report generation	18APR2013 10:41:38
Data source version	GOMOS/6.01
Start time of products	01-09-2005 (01SEP2005 00:00:00)
Stop time of products	02-09-2005 (02SEP2005 00:00:00)
Store outputs in DB	Yes
Nb of level 2 prods	171
Nb of prods with errors	0

2. Summary of processed GOM_NL__2P products.

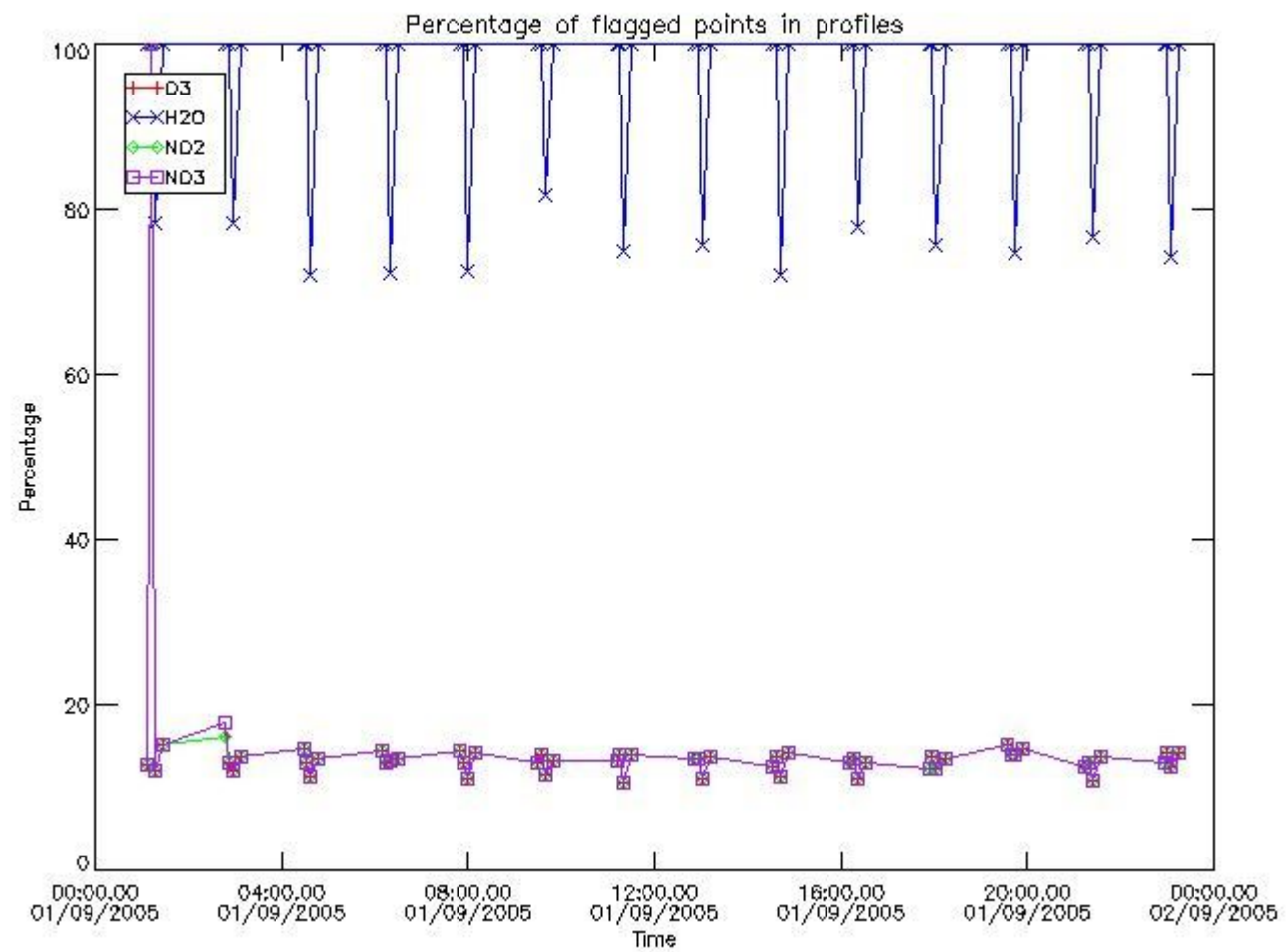
Nr	Filename	UTC Start time	Limb	Duration	Star Id	Star Name	Star Mag	Star Temp	Nb Meas	Orbit	Prod. error
1	GOM_NL__2PRFIN20050901_002044_000000342040_00231_18321_6306.N1	01-SEP-2005 00:20:44	Bright	34.000	66	37Gam Cyg	2.2080	5900.0	68	18321	No
2	GOM_NL__2PRFIN20050901_002229_000000352040_00231_18321_6307.N1	01-SEP-2005 00:22:29	Bright	35.000	144	18Del Cyg	2.8600	11000.	70	18321	No
3	GOM_NL__2PRFIN20050901_003424_000000332040_00231_18321_6308.N1	01-SEP-2005 00:34:24	Bright	32.500	60	7Bet UMi	2.0810	3950.0	65	18321	No
4	GOM_NL__2PRFIN20050901_004102_000000362040_00231_18321_6309.N1	01-SEP-2005 00:41:02	Bright	35.500	36	50Alp UMa	1.8000	6300.0	71	18321	No
5	GOM_NL__2PRFIN20050901_010657_000000402040_00231_18321_6310.N1	01-SEP-2005 01:06:57	Dark	40.000	132	15Rho Pup	2.8030	6900.0	80	18321	No
6	GOM_NL__2PRFIN20050901_011115_000000392040_00231_18321_6311.N1	01-SEP-2005 01:11:15	Dark	39.000	70	Zet Pup	2.2460	39000.	78	18321	No
7	GOM_NL__2PRFIN20050901_011626_000000422040_00231_18321_6312.N1	01-SEP-2005 01:16:26	Dark	42.000	41	Eps Car	1.8600	4100.0	84	18321	No
8	GOM_NL__2PRFIN20050901_012650_000000372040_00232_18322_6302.N1	01-SEP-2005 01:26:50	Dark	37.000	135	Bet Hyi	2.8200	5800.0	74	18322	No
9	GOM_NL__2PRFIN20050901_013225_000000392040_00232_18322_6303.N1	01-SEP-2005 01:32:25	Straylight	39.000	148	Alp Tuc	2.8780	4100.0	78	18322	No
10	GOM_NL__2PRFIN20050901_013604_000000372040_00232_18322_6304.N1	01-SEP-2005 01:36:04	Straylight	37.000	31	Alp Gru	1.7340	15200.	74	18322	No
11	GOM_NL__2PRFIN20050901_013854_000000392040_00232_18322_6305.N1	01-SEP-2005 01:38:54	Straylight	38.500	172	Gam Gru	3.0030	13100.	77	18322	No
12	GOM_NL__2PRFIN20050901_020120_000000362040_00232_18322_6306.N1	01-SEP-2005 02:01:20	Bright	35.500	66	37Gam Cyg	2.2080	5900.0	71	18322	No
13	GOM_NL__2PRFIN20050901_020305_000000352040_00232_18322_6307.N1	01-SEP-2005 02:03:05	Bright	34.500	144	18Del Cyg	2.8600	11000.	69	18322	No
14	GOM_NL__2PRFIN20050901_021501_000000352040_00232_18322_6308.N1	01-SEP-2005 02:15:01	Bright	34.500	60	7Bet UMi	2.0810	3950.0	69	18322	No
15	GOM_NL__2PRFIN20050901_022138_000000362040_00232_18322_6309.N1	01-SEP-2005 02:21:38	Bright	36.000	36	50Alp UMa	1.8000	6300.0	72	18322	No
16	GOM_NL__2PRFIN20050901_024733_000000352040_00232_18322_6310.N1	01-SEP-2005 02:47:33	Dark	34.500	132	15Rho Pup	2.8030	6900.0	69	18322	No
17	GOM_NL__2PRFIN20050901_025151_000000392040_00232_18322_6311.N1	01-SEP-2005 02:51:51	Dark	39.000	70	Zet Pup	2.2460	39000.	78	18322	No
18	GOM_NL__2PRFIN20050901_025702_000000512040_00232_18322_6312.N1	01-SEP-2005 02:57:02	Dark	51.000	41	Eps Car	1.8600	4100.0	102	18322	No
19	GOM_NL__2PRFIN20050901_030727_000000372040_00233_18323_6302.N1	01-SEP-2005 03:07:27	Dark	37.000	135	Bet Hyi	2.8200	5800.0	74	18323	No
20	GOM_NL__2PRFIN20050901_031301_000000402040_00233_18323_6303.N1	01-SEP-2005 03:13:01	Straylight	40.000	148	Alp Tuc	2.8780	4100.0	80	18323	No
21	GOM_NL__2PRFIN20050901_031640_000000392040_00233_18323_6304.N1	01-SEP-2005 03:16:40	Straylight	39.000	31	Alp Gru	1.7340	15200.	78	18323	No
22	GOM_NL__2PRFIN20050901_031930_000000372040_00233_18323_6305.N1	01-SEP-2005 03:19:30	Straylight	36.500	172	Gam Gru	3.0030	13100.	73	18323	No
23	GOM_NL__2PRFIN20050901_034156_000000372040_00233_18323_6306.N1	01-SEP-2005 03:41:56	Bright	36.500	66	37Gam Cyg	2.2080	5900.0	73	18323	No
24	GOM_NL__2PRFIN20050901_034341_000000352040_00233_18323_6307.N1	01-SEP-2005 03:43:41	Bright	34.500	144	18Del Cyg	2.8600	11000.	69	18323	No
25	GOM_NL__2PRFIN20050901_035537_000000322040_00233_18323_6308.N1	01-SEP-2005 03:55:37	Bright	31.500	60	7Bet UMi	2.0810	3950.0	63	18323	No
26	GOM_NL__2PRFIN20050901_040214_000000352040_00233_18323_6309.N1	01-SEP-2005 04:02:14	Bright	34.500	36	50Alp UMa	1.8000	6300.0	69	18323	No
27	GOM_NL__2PRFIN20050901_042809_000000352040_00233_18323_6310.N1	01-SEP-2005 04:28:09	Dark	34.500	132	15Rho Pup	2.8030	6900.0	69	18323	No
28	GOM_NL__2PRFIN20050901_043227_000000392040_00233_18323_6311.N1	01-SEP-2005 04:32:27	Dark	39.000	70	Zet Pup	2.2460	39000.	78	18323	No
29	GOM_NL__2PRFIN20050901_043738_000000452040_00233_18323_6312.N1	01-SEP-2005 04:37:38	Dark	45.000	41	Eps Car	1.8600	4100.0	90	18323	No
30	GOM_NL__2PRFIN20050901_044803_000000382040_00234_18324_6302.N1	01-SEP-2005 04:48:03	Dark	37.500	135	Bet Hyi	2.8200	5800.0	75	18324	No
31	GOM_NL__2PRFIN20050901_045337_000000382040_00234_18324_6303.N1	01-SEP-2005 04:53:37	Straylight	38.000	148	Alp Tuc	2.8780	4100.0	76	18324	No
32	GOM_NL__2PRFIN20050901_045717_000000392040_00234_18324_6304.N1	01-SEP-2005 04:57:17	Straylight	38.500	31	Alp Gru	1.7340	15200.	77	18324	No
33	GOM_NL__2PRFIN20050901_050007_000000372040_00234_18324_6305.N1	01-SEP-2005 05:00:07	Straylight	36.500	172	Gam Gru	3.0030	13100.	73	18324	No
34	GOM_NL__2PRFIN20050901_052232_000000352040_00234_18324_6306.N1	01-SEP-2005 05:22:32	Bright	35.000	66	37Gam Cyg	2.2080	5900.0	70	18324	No
35	GOM_NL__2PRFIN20050901_052417_000000362040_00234_18324_6307.N1	01-SEP-2005 05:24:17	Bright	35.500	144	18Del Cyg	2.8600	11000.	71	18324	No
36	GOM_NL__2PRFIN20050901_053613_000000342040_00234_18324_6308.N1	01-SEP-2005 05:36:13	Bright	33.500	60	7Bet UMi	2.0810	3950.0	67	18324	No
37	GOM_NL__2PRFIN20050901_054251_000000372040_00234_18324_6309.N1	01-SEP-2005 05:42:51	Bright	36.500	36	50Alp UMa	1.8000	6300.0	73	18324	No
38	GOM_NL__2PRFIN20050901_060845_000000362040_00234_18324_6310.N1	01-SEP-2005 06:08:45	Dark	35.500	132	15Rho Pup	2.8030	6900.0	71	18324	No
39	GOM_NL__2PRFIN20050901_061303_000000392040_00234_18324_6311.N1	01-SEP-2005 06:13:03	Dark	39.000	70	Zet Pup	2.2460	39000.	78	18324	No
40	GOM_NL__2PRFIN20050901_061814_000000392040_00234_18324_6312.N1	01-SEP-2005 06:18:14	Dark	38.500	41	Eps Car	1.8600	4100.0	77	18324	No
41	GOM_NL__2PRFIN20050901_062839_000000382040_00235_18325_6302.N1	01-SEP-2005 06:28:39	Dark	37.500	135	Bet Hyi	2.8200	5800.0	75	18325	No
42	GOM_NL__2PRFIN20050901_063413_000000472040_00235_18325_6303.N1	01-SEP-2005 06:34:13	Straylight	47.000	148	Alp Tuc	2.8780	4100.0	94	18325	No

161	GOM_NL__2PRFIN20050901_223015_000000222040_00244_18334_6398.N1	01-SEP-2005 22:30:15	Twilight	22.000	82	48Bet UMa	2.3650	10600.	44	18334	No
162	GOM_NL__2PRFIN20050901_225447_000000392040_00244_18334_6399.N1	01-SEP-2005 22:54:47	Dark	39.000	132	15Rho Pup	2.8030	6900.0	78	18334	No
163	GOM_NL__2PRFIN20050901_225904_000000402040_00244_18334_6400.N1	01-SEP-2005 22:59:04	Dark	39.500	70	Zet Pup	2.2460	39000.	79	18334	No
164	GOM_NL__2PRFIN20050901_230414_000000412040_00244_18334_6401.N1	01-SEP-2005 23:04:14	Dark	41.000	41	Eps Car	1.8600	4100.0	82	18334	No
165	GOM_NL__2PRFIN20050901_231440_000000362040_00245_18335_6389.N1	01-SEP-2005 23:14:40	Dark	36.000	135	Bet Hyi	2.8200	5800.0	72	18335	No
166	GOM_NL__2PRFIN20050901_232014_000000382040_00245_18335_6390.N1	01-SEP-2005 23:20:14	Straylight	37.500	148	Alp Tuc	2.8780	4100.0	75	18335	No
167	GOM_NL__2PRFIN20050901_232354_000000402040_00245_18335_6391.N1	01-SEP-2005 23:23:54	Straylight	40.000	31	Alp Gru	1.7340	15200.	80	18335	No
168	GOM_NL__2PRFIN20050901_232644_000000382040_00245_18335_6392.N1	01-SEP-2005 23:26:44	Straylight	37.500	172	Gam Gru	3.0030	13100.	75	18335	No
169	GOM_NL__2PRFIN20050901_234715_000000382040_00245_18335_6393.N1	01-SEP-2005 23:47:15	Bright	37.500	92	53Eps Cyg	2.5000	4500.0	75	18335	No
170	GOM_NL__2PRFIN20050901_234909_000000342040_00245_18335_6394.N1	01-SEP-2005 23:49:09	Bright	34.000	66	37Gam Cyg	2.2080	5900.0	68	18335	No
171	GOM_NL__2PRFIN20050901_235055_000000352040_00245_18335_6395.N1	01-SEP-2005 23:50:55	Bright	35.000	144	18Del Cyg	2.8600	11000.	70	18335	No

3. Quality information per product

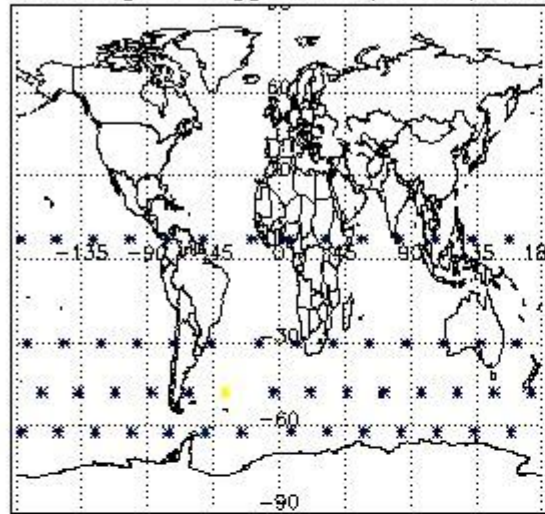
In this section it is plotted some information contained in the Quality Summary data set of the level 2 products. Only products in dark limb conditions and without errors (error flag in the MPH set to "0") are used.

3.1 Plot quality information per product (time dependant)

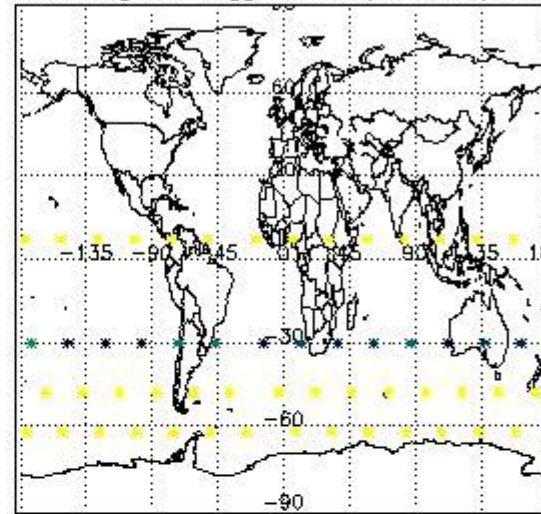


3.2 Plot quality information per product (world map)

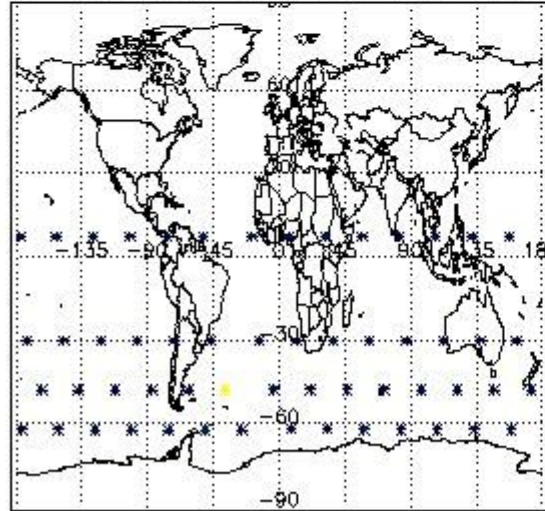
Percentage of flagged data per O3 profile



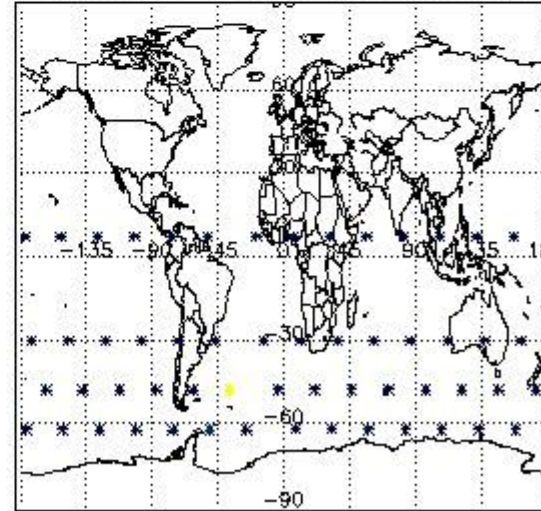
Percentage of flagged data per H2O profile



Percentage of flagged data per NO2 profile



Percentage of flagged data per NO3 profile

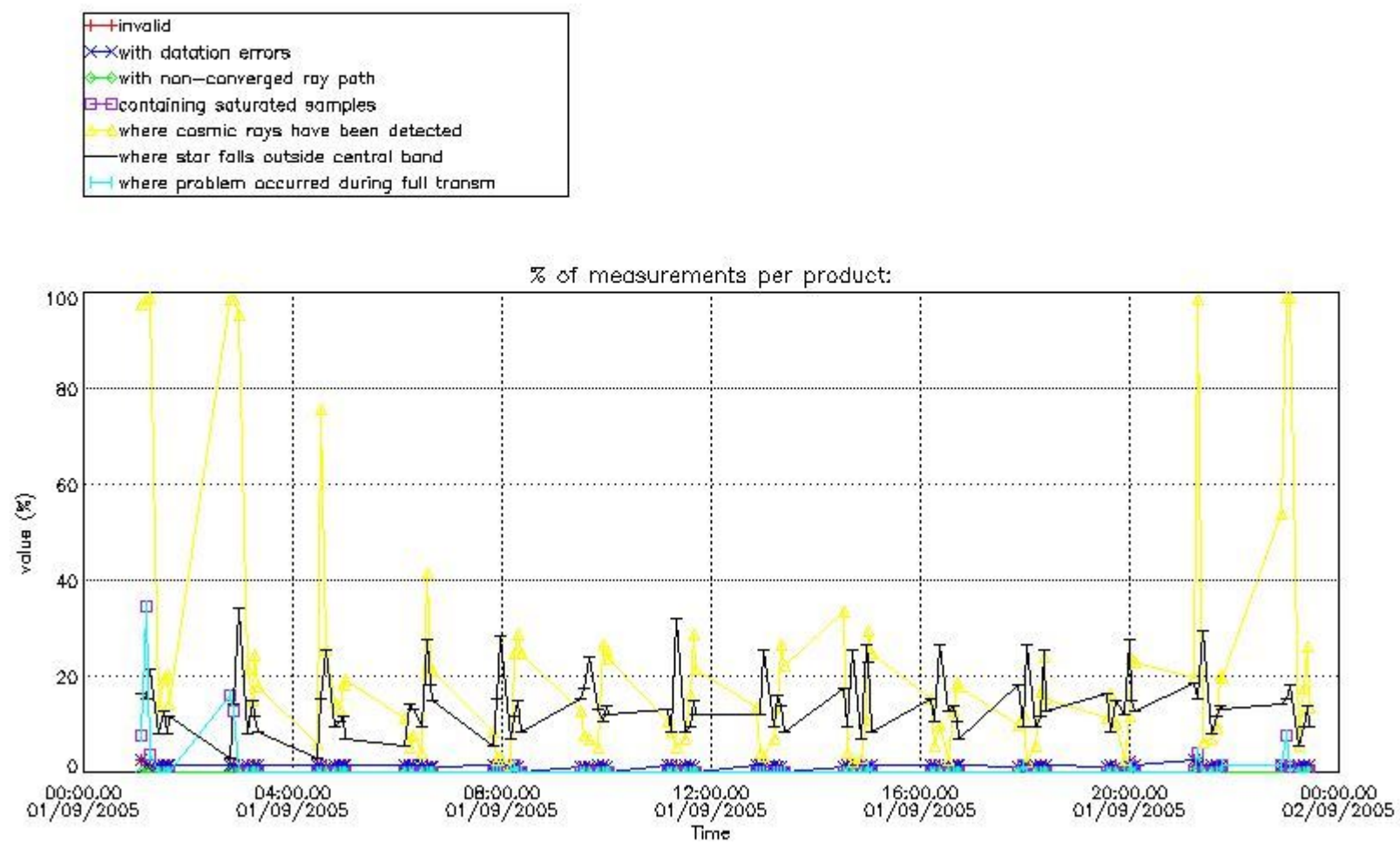


4. Level 1 quality information per product

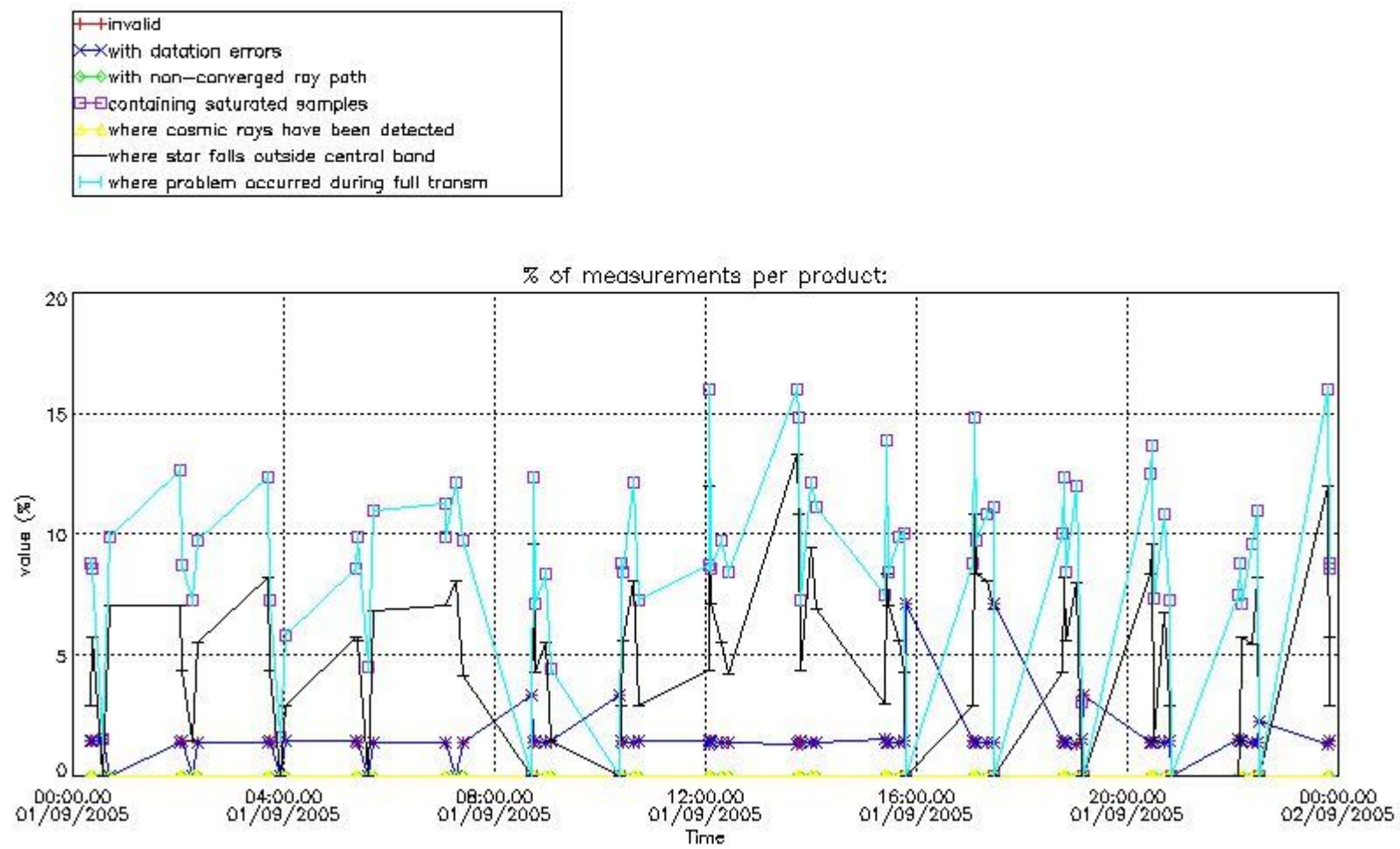
In this section it is plotted some information contained in the Quality Summary data set of the level 2 products that comes from the level 1b processing. Products without errors (error flag in the MPH set to "0") are used.

4.1 Plot quality information per product (time dependant) coming from level 1b processing

4.1.1 Plot level 1 quality information per product (time dependant): ENVISAT ASCENDING passes



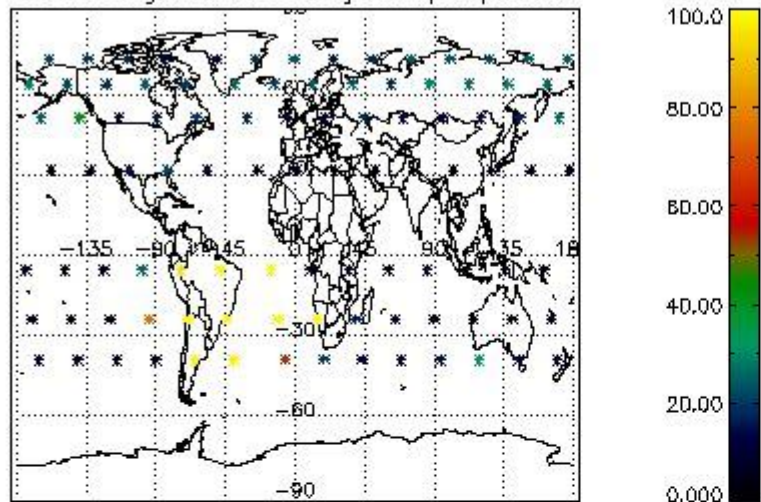
4.1.2 Plot level 1 quality information per product (time dependant): ENVI SAT DESCENDING passes



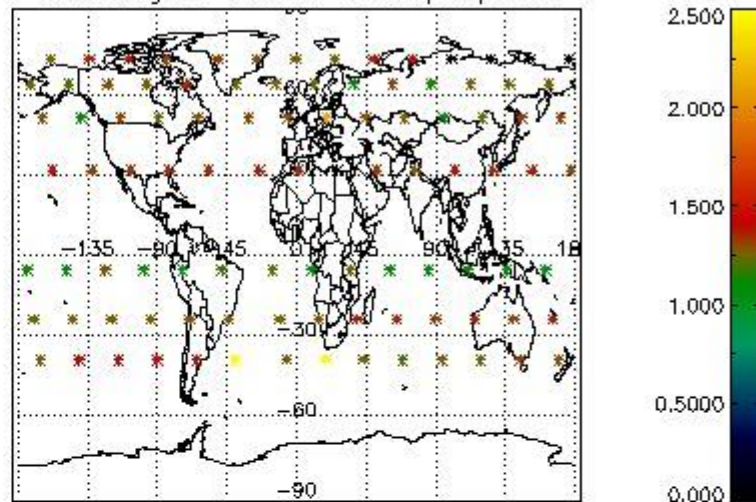
4.2 Plot quality information per product coming from level 1b processing (world map)

4.2.1 Plot level 1 quality information per product (world map): ENVISAT ASCENDING passes

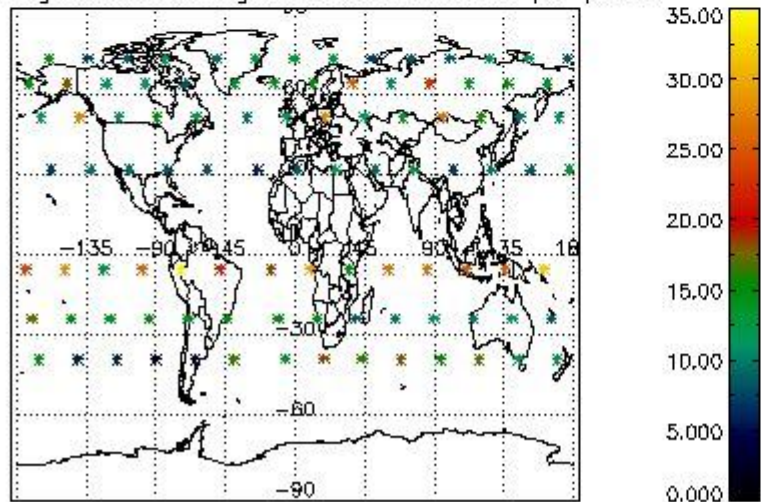
Percentage of cosmic ray hits per profile



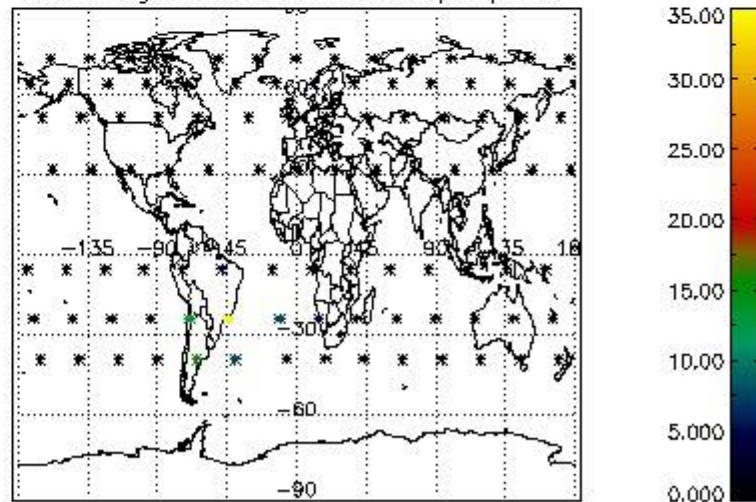
Percentage of datation errors per profile



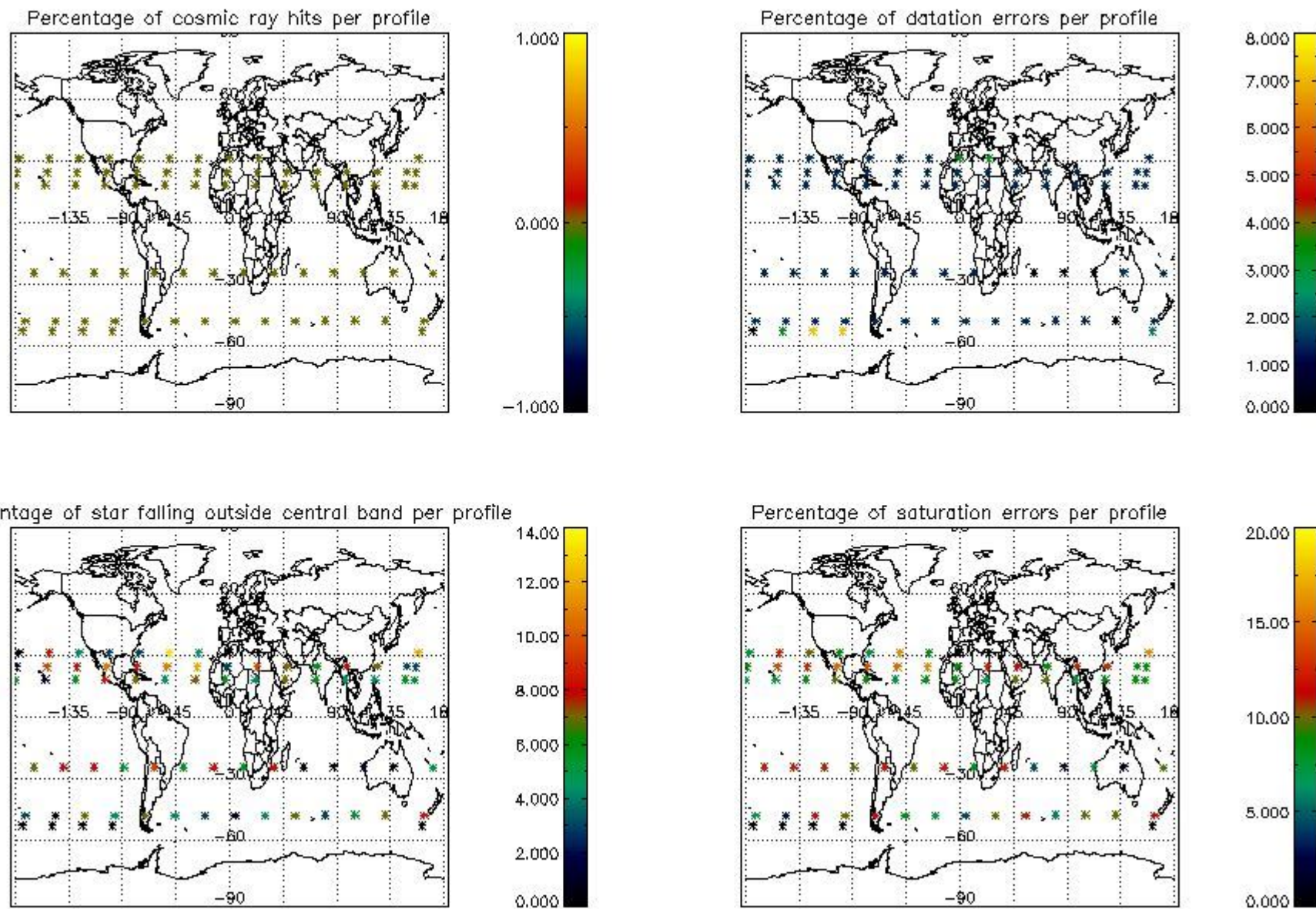
Percentage of star falling outside central band per profile



Percentage of saturation errors per profile



4.2.2 Plot level 1 quality information per product (world map): ENVISAT DESCENDING passes



5. Trace gas profiles

5.1 Ozone statistics based on quality of products

The final quality of the products can be "measured" using the STD (Standard Deviation) attached to every point profile. This information is written to the parameter GOM_NL__2P/NL_LOCAL_SPECIES_DENSITY/o3_std of the level 2 products. The table below shows the statistics for given STD ranges.

The statistics are given with respect to the overall valid production:

- Products without fatal errors: GOM_NL__2P/MPH/PRODUCT_ERR=0
- Valid point profile: GOM_NL__2P/NL_LOCAL_SPECIES_DENSITY/pcd(0)=0

The 'Criteria' is applied to valid points of dark limb products:

- Products in dark limb illumination condition: GOM_NL__2P/NL_SUMMARY_QUALITY/obs_ill_cond=0
- Products without fatal errors: GOM_NL__2P/MPH/PRODUCT_ERR=0
- Valid point profile: GOM_NL__2P/NL_LOCAL_SPECIES_DENSITY/pcd(0)=0

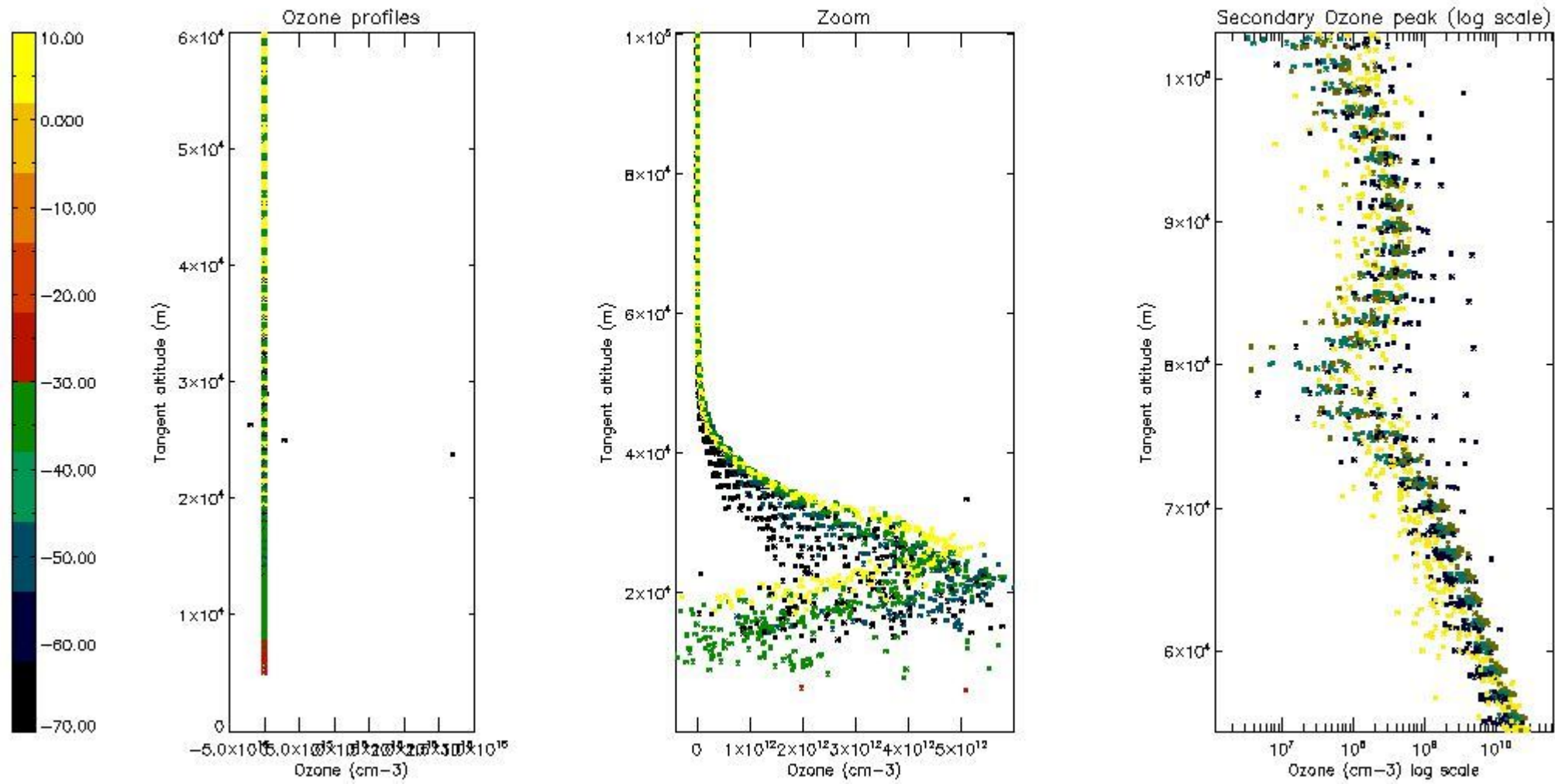
So, the table below shows the percentage of dark limb and valid observations for each criteria with respect to the overall valid daily observations.

Criteria	% of total production
All STD	36
STD < 20	19

STD < 10	14
STD < 5	6

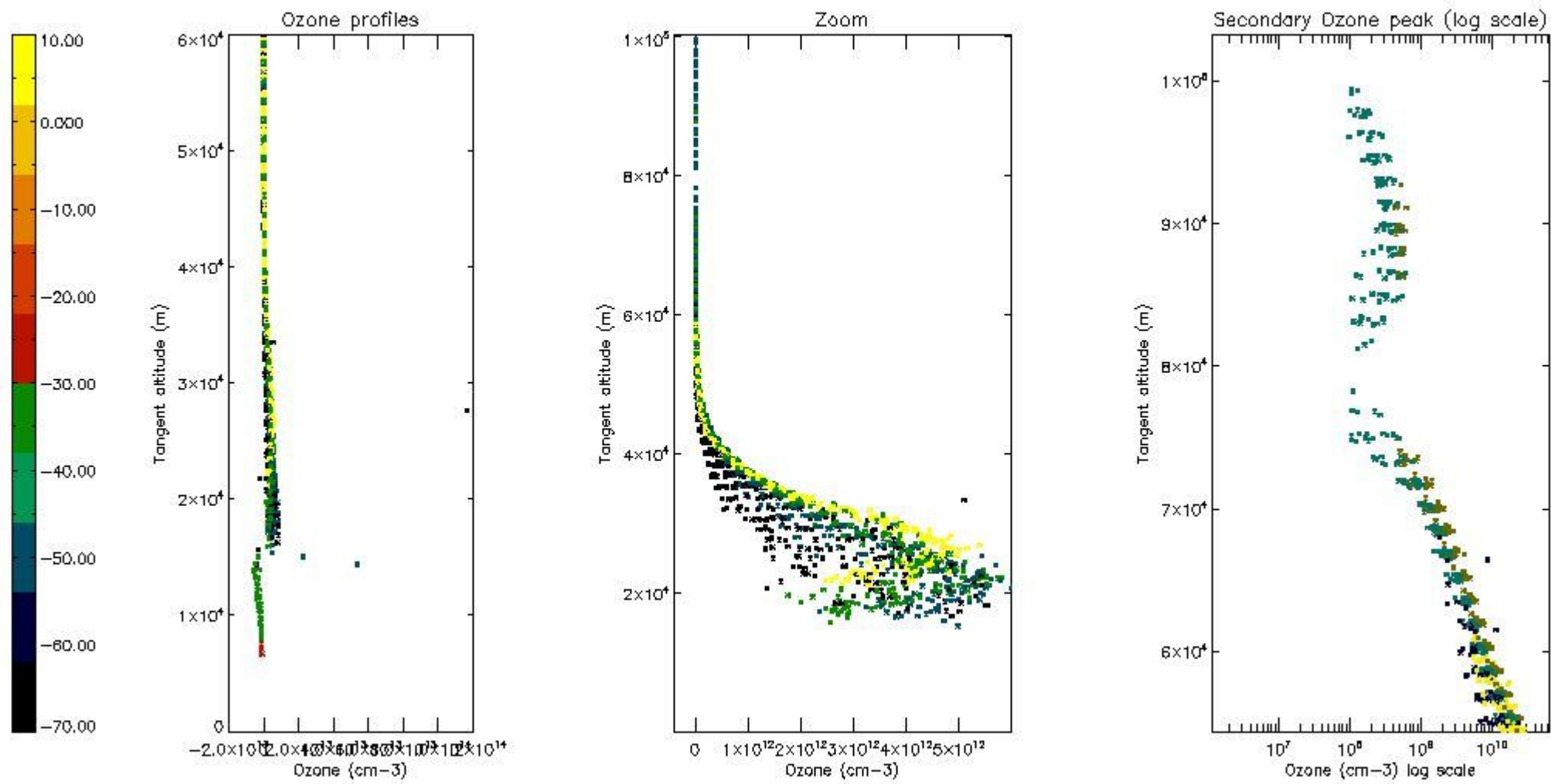
5.2 Plot ozone profiles for all STD (dark without errors)

The colorbar represents the latitude.



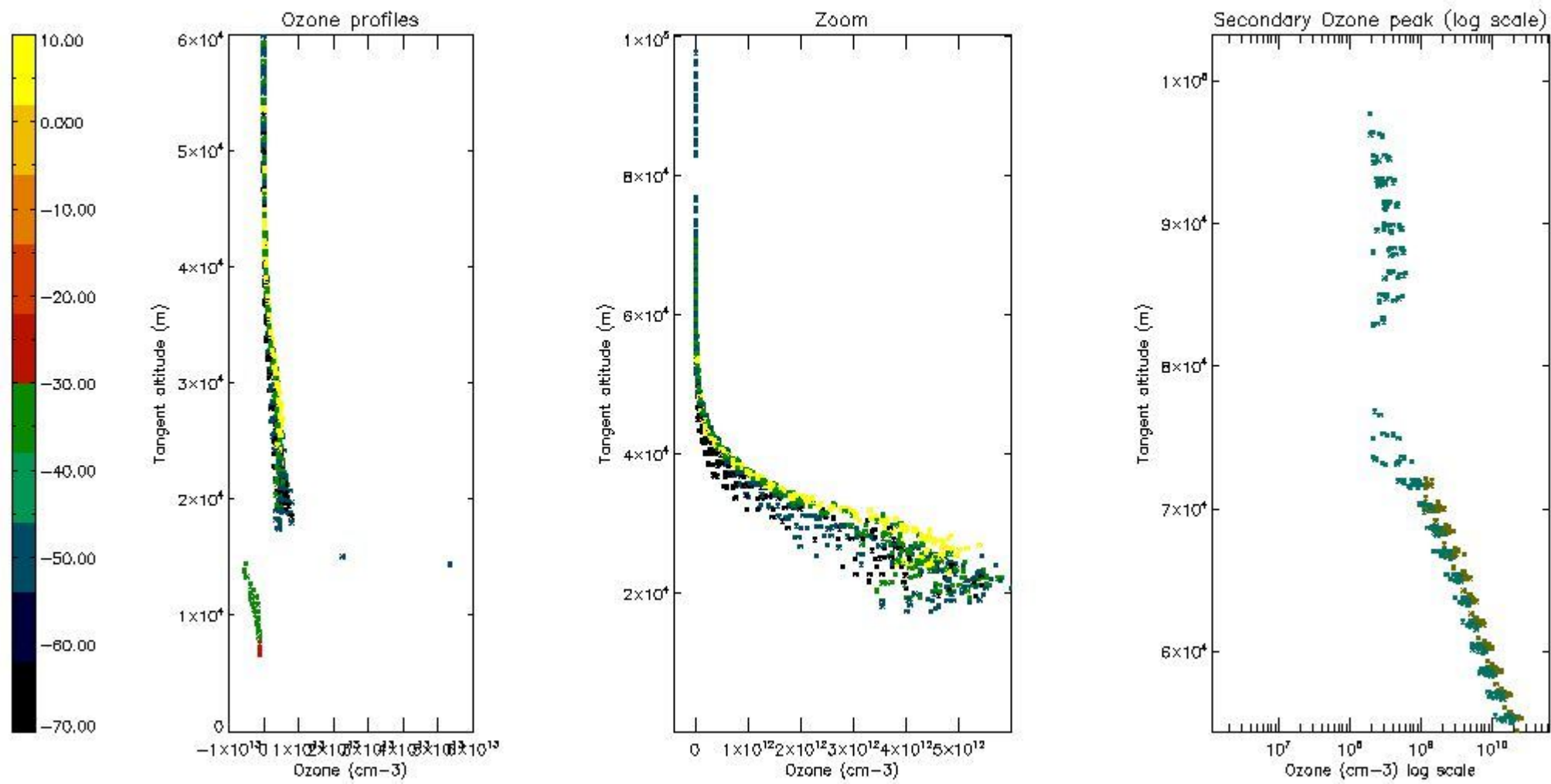
5.3 Plot ozone profiles where STD < 20% (dark without errors)

The colorbar represents the latitude.



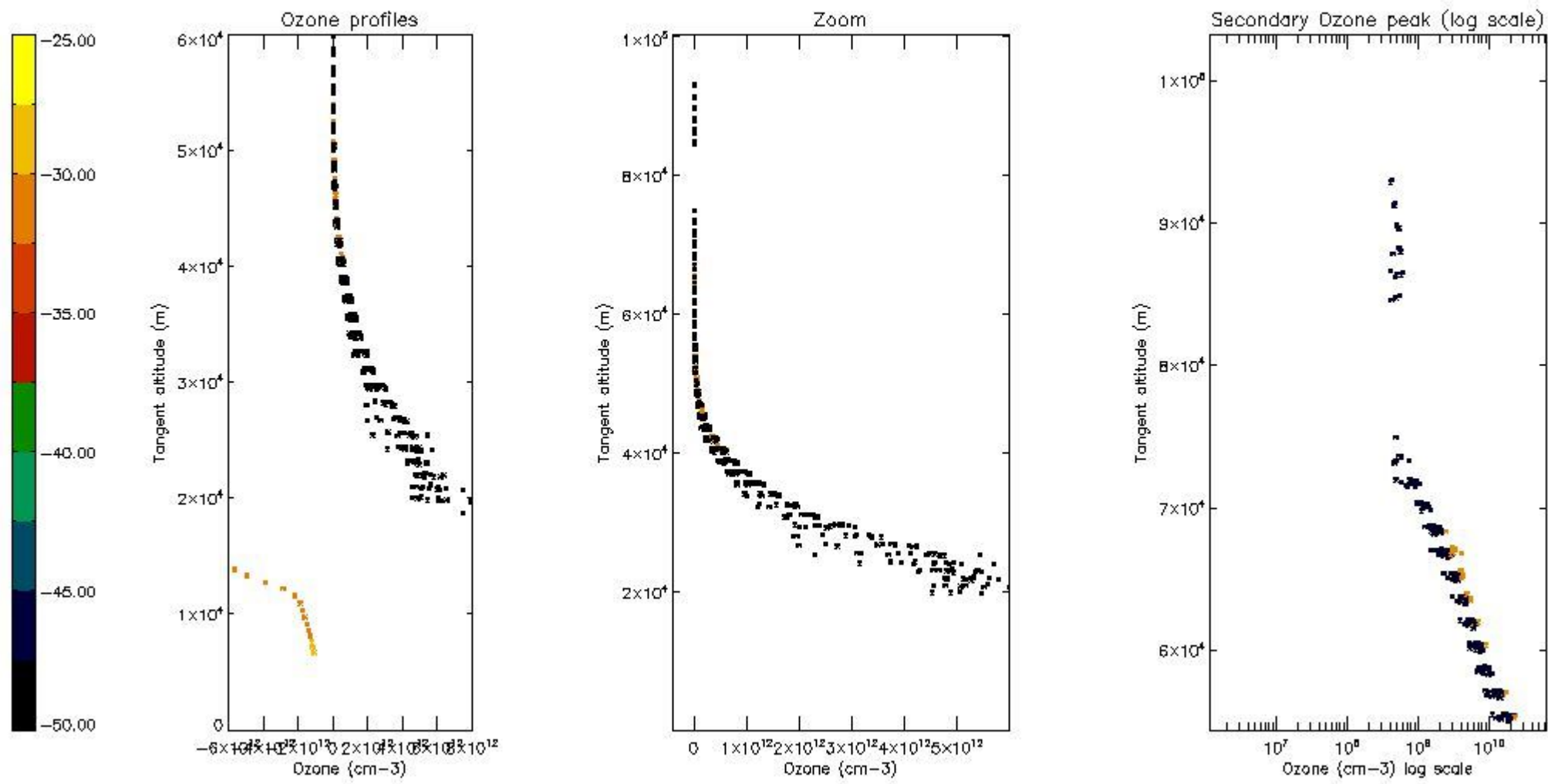
5.4 Plot ozone profiles where $STD < 10\%$ (dark without errors)

The colorbar represents the latitude.



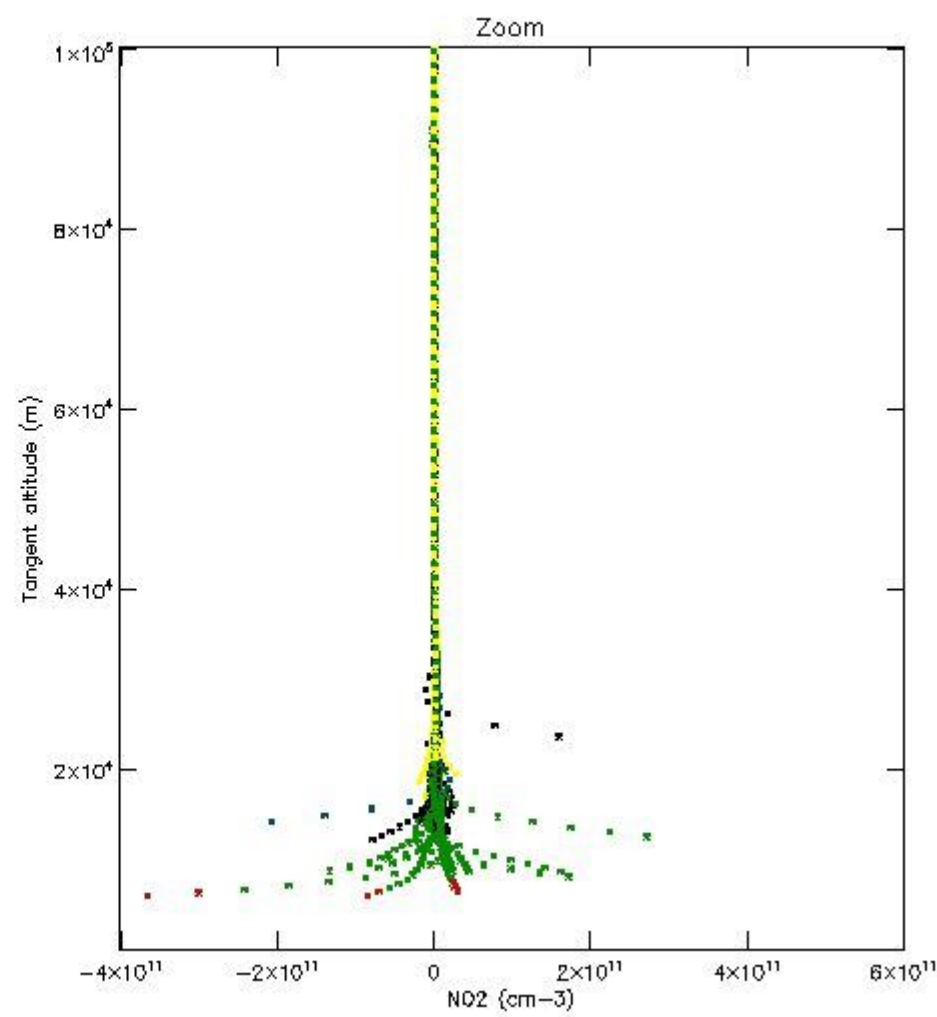
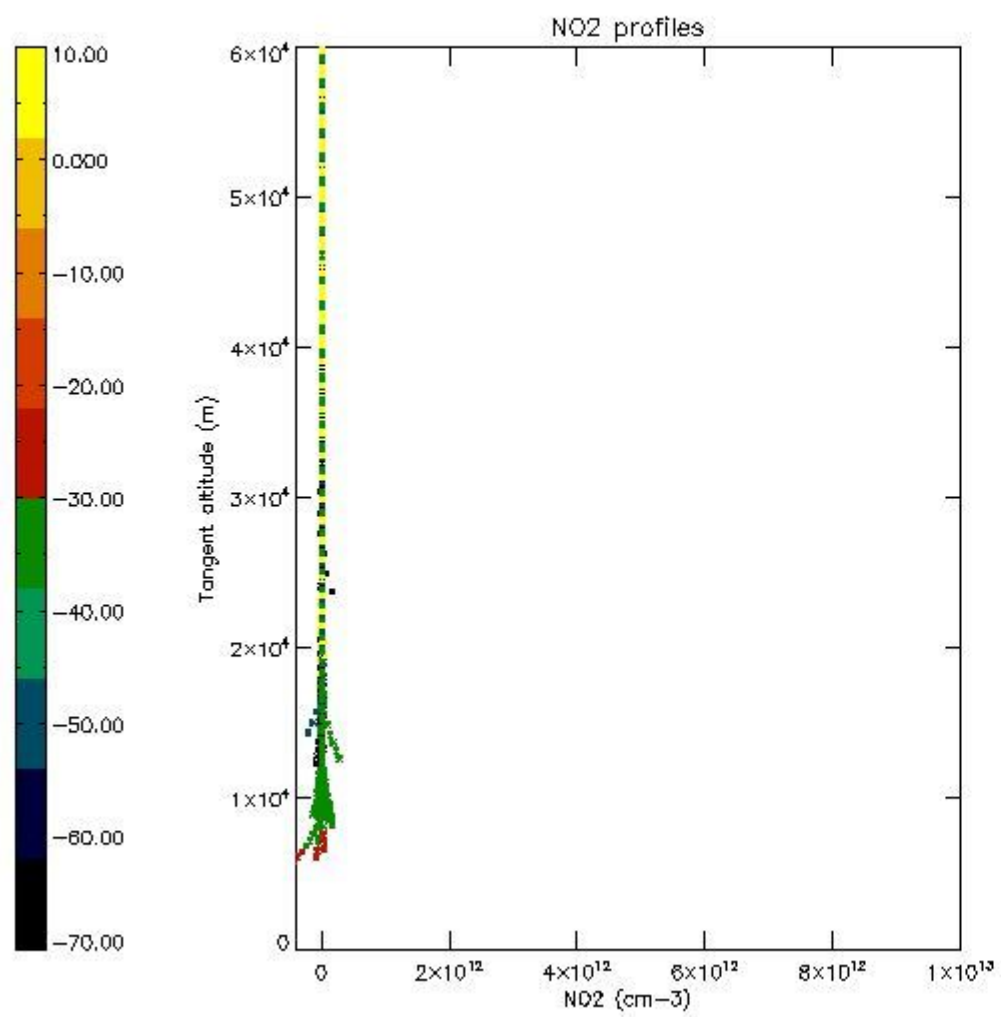
5.5 Plot ozone profiles where STD < 5% (dark without errors)

The colorbar represents the latitude.



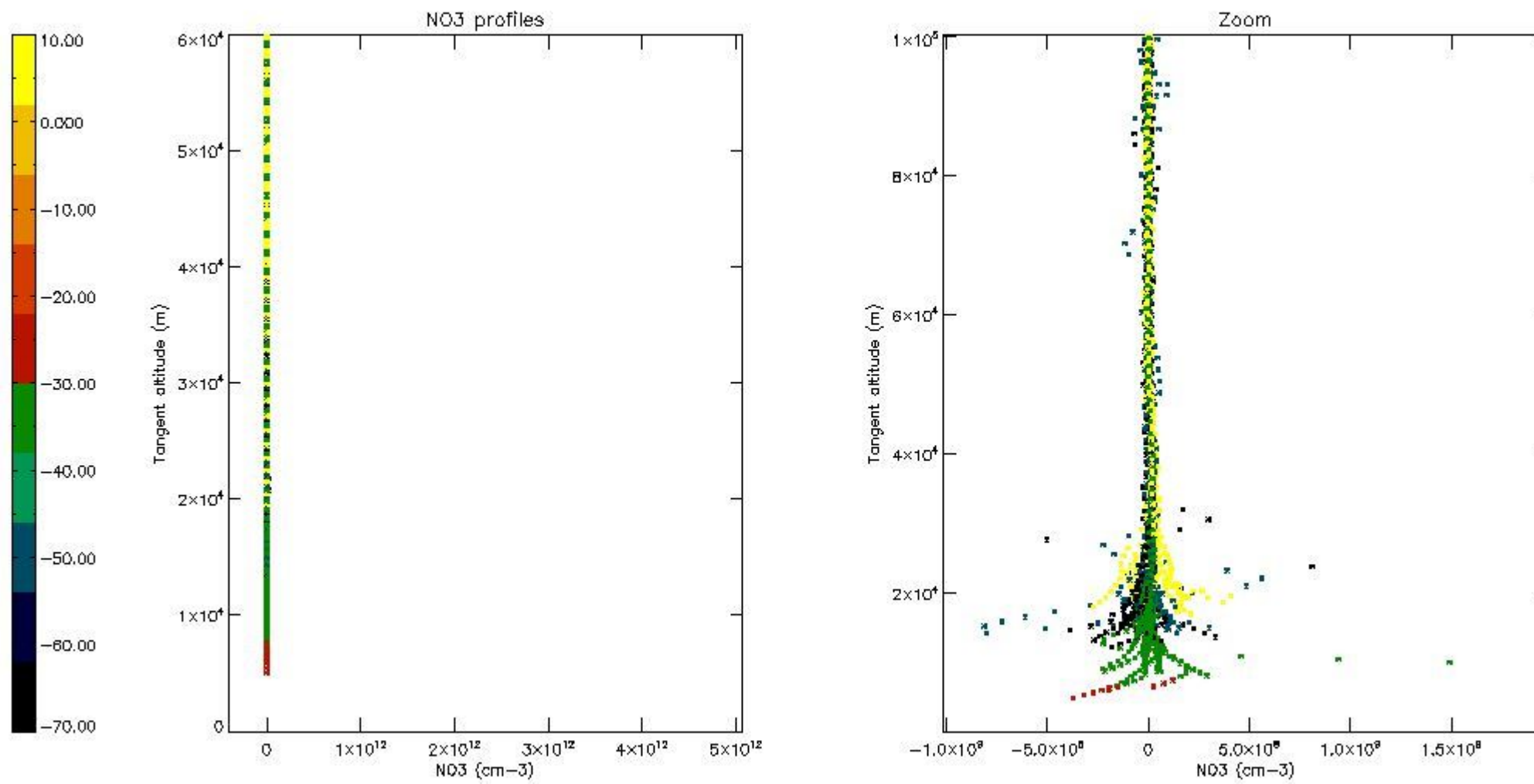
5.6 Plot NO₂ profiles for all STD (dark without errors)

The colorbar represents the latitude.



5.7 Plot NO3 profiles for all STD (dark without errors)

The colorbar represents the latitude.



6. Auxiliary Data Files used for the production reported in section 2

The number reported in the third column indicates since which file (see list in section 2) the corresponding auxiliary file has been used. The fourth column is the date of those product files.

Type	Auxiliary Filename	Used since product	Used since product date
INST_PHYS_CHARACTERISTICS	GOM_INS_AXVIEC20091111_143220_20030716_120000_20500101_000000	1	01-SEP-2005 00:20:44
LEVEL-2_PROC_CONFIG	GOM_PR2_AXVIEC20091111_152718_20020301_000000_20500101_000000	1	01-SEP-2005 00:20:44
CROSS_SECTIONS_FILE	GOM_CRS_AXVIEC20091111_154832_20020301_000000_20500101_000000	1	01-SEP-2005 00:20:44

GOMOS Level 2 Daily Report

SUMMARY

[1. General Info](#)

[2. Summary of processed GOM_NL_2P products](#)

[3. Level 2 Quality information per product](#)

[3.1 Plot of level 2 quality information per product \(time dependant\)](#)

[3.2 Plot of level 2 quality information per product \(world map\)](#)

[4. Level 1 Quality information per product \(stored on level 2 products\)](#)

[4.1 Plot of level 1 quality information per product \(time dependant\)](#)

[4.1.1 Plot of level 1 quality information per product \(time dependant\): ASCENDING](#)

[4.1.2 Plot of level 1 quality information per product \(time dependant\): DESCENDING](#)

[4.2 Plot of level 1 quality information per product \(world map\)](#)

[4.2.1 Plot of level 1 quality information per product \(world map\): ASCENDING](#)

[4.2.2 Plot of level 1 quality information per product \(world map\): DESCENDING](#)

[5. Ozone profiles based on quality statistics and other trace gas profiles](#)

[5.1 Ozone statistics based on quality of products](#)

[5.2 Plot ozone profiles for all STD \(dark without errors\)](#)

[5.3 Plot ozone profiles where STD < 20% \(dark without errors\)](#)

[5.4. Plot ozone profiles where STD < 10% \(dark without errors\)](#)

[5.5. Plot ozone profiles where STD < 5% \(dark without errors\)](#)

[5.6 Plot NO2 profiles for all STD \(dark without errors\)](#)

[5.7 Plot NO3 profiles for all STD \(dark without errors\)](#)

[5.8 Plot H2O profiles \(only for occultations of stars 1,2,3,4,13,14,16,26,63 dark without errors\) for all STD](#)

[6. Auxiliary Data Files used for the production reported in section 2](#)

This report presents the daily analysis on parameters extracted from GOMOS level 2 data (GOM_NL__2P). It is intended to monitor some important parameters that will impact the quality of these products. A list of level 2 products (and content) that have arrived during the reporting day to the PCF is also given.

Item	Value
Time of report generation	18APR2013 10:41:38
Data source version	GOMOS/6.01
Start time of products	01-09-2005 (01SEP2005 00:00:00)
Stop time of products	02-09-2005 (02SEP2005 00:00:00)
Store outputs in DB	Yes
Nb of level 2 prods	171
Nb of prods with errors	0

2. Summary of processed GOM_NL__2P products.

Nr	Filename	UTC Start time	Limb	Duration	Star Id	Star Name	Star Mag	Star Temp	Nb Meas	Orbit	Prod. error
1	GOM_NL__2PRFIN20050901_002044_000000342040_00231_18321_6306.N1	01-SEP-2005 00:20:44	Bright	34.000	66	37Gam Cyg	2.2080	5900.0	68	18321	No
2	GOM_NL__2PRFIN20050901_002229_000000352040_00231_18321_6307.N1	01-SEP-2005 00:22:29	Bright	35.000	144	18Del Cyg	2.8600	11000.	70	18321	No
3	GOM_NL__2PRFIN20050901_003424_000000332040_00231_18321_6308.N1	01-SEP-2005 00:34:24	Bright	32.500	60	7Bet UMi	2.0810	3950.0	65	18321	No
4	GOM_NL__2PRFIN20050901_004102_000000362040_00231_18321_6309.N1	01-SEP-2005 00:41:02	Bright	35.500	36	50Alp UMa	1.8000	6300.0	71	18321	No
5	GOM_NL__2PRFIN20050901_010657_000000402040_00231_18321_6310.N1	01-SEP-2005 01:06:57	Dark	40.000	132	15Rho Pup	2.8030	6900.0	80	18321	No
6	GOM_NL__2PRFIN20050901_011115_000000392040_00231_18321_6311.N1	01-SEP-2005 01:11:15	Dark	39.000	70	Zet Pup	2.2460	39000.	78	18321	No
7	GOM_NL__2PRFIN20050901_011626_000000422040_00231_18321_6312.N1	01-SEP-2005 01:16:26	Dark	42.000	41	Eps Car	1.8600	4100.0	84	18321	No
8	GOM_NL__2PRFIN20050901_012650_000000372040_00232_18322_6302.N1	01-SEP-2005 01:26:50	Dark	37.000	135	Bet Hyi	2.8200	5800.0	74	18322	No
9	GOM_NL__2PRFIN20050901_013225_000000392040_00232_18322_6303.N1	01-SEP-2005 01:32:25	Straylight	39.000	148	Alp Tuc	2.8780	4100.0	78	18322	No
10	GOM_NL__2PRFIN20050901_013604_000000372040_00232_18322_6304.N1	01-SEP-2005 01:36:04	Straylight	37.000	31	Alp Gru	1.7340	15200.	74	18322	No
11	GOM_NL__2PRFIN20050901_013854_000000392040_00232_18322_6305.N1	01-SEP-2005 01:38:54	Straylight	38.500	172	Gam Gru	3.0030	13100.	77	18322	No
12	GOM_NL__2PRFIN20050901_020120_000000362040_00232_18322_6306.N1	01-SEP-2005 02:01:20	Bright	35.500	66	37Gam Cyg	2.2080	5900.0	71	18322	No
13	GOM_NL__2PRFIN20050901_020305_000000352040_00232_18322_6307.N1	01-SEP-2005 02:03:05	Bright	34.500	144	18Del Cyg	2.8600	11000.	69	18322	No
14	GOM_NL__2PRFIN20050901_021501_000000352040_00232_18322_6308.N1	01-SEP-2005 02:15:01	Bright	34.500	60	7Bet UMi	2.0810	3950.0	69	18322	No
15	GOM_NL__2PRFIN20050901_022138_000000362040_00232_18322_6309.N1	01-SEP-2005 02:21:38	Bright	36.000	36	50Alp UMa	1.8000	6300.0	72	18322	No
16	GOM_NL__2PRFIN20050901_024733_000000352040_00232_18322_6310.N1	01-SEP-2005 02:47:33	Dark	34.500	132	15Rho Pup	2.8030	6900.0	69	18322	No
17	GOM_NL__2PRFIN20050901_025151_000000392040_00232_18322_6311.N1	01-SEP-2005 02:51:51	Dark	39.000	70	Zet Pup	2.2460	39000.	78	18322	No
18	GOM_NL__2PRFIN20050901_025702_000000512040_00232_18322_6312.N1	01-SEP-2005 02:57:02	Dark	51.000	41	Eps Car	1.8600	4100.0	102	18322	No
19	GOM_NL__2PRFIN20050901_030727_000000372040_00233_18323_6302.N1	01-SEP-2005 03:07:27	Dark	37.000	135	Bet Hyi	2.8200	5800.0	74	18323	No
20	GOM_NL__2PRFIN20050901_031301_000000402040_00233_18323_6303.N1	01-SEP-2005 03:13:01	Straylight	40.000	148	Alp Tuc	2.8780	4100.0	80	18323	No
21	GOM_NL__2PRFIN20050901_031640_000000392040_00233_18323_6304.N1	01-SEP-2005 03:16:40	Straylight	39.000	31	Alp Gru	1.7340	15200.	78	18323	No
22	GOM_NL__2PRFIN20050901_031930_000000372040_00233_18323_6305.N1	01-SEP-2005 03:19:30	Straylight	36.500	172	Gam Gru	3.0030	13100.	73	18323	No
23	GOM_NL__2PRFIN20050901_034156_000000372040_00233_18323_6306.N1	01-SEP-2005 03:41:56	Bright	36.500	66	37Gam Cyg	2.2080	5900.0	73	18323	No
24	GOM_NL__2PRFIN20050901_034341_000000352040_00233_18323_6307.N1	01-SEP-2005 03:43:41	Bright	34.500	144	18Del Cyg	2.8600	11000.	69	18323	No
25	GOM_NL__2PRFIN20050901_035537_000000322040_00233_18323_6308.N1	01-SEP-2005 03:55:37	Bright	31.500	60	7Bet UMi	2.0810	3950.0	63	18323	No
26	GOM_NL__2PRFIN20050901_040214_000000352040_00233_18323_6309.N1	01-SEP-2005 04:02:14	Bright	34.500	36	50Alp UMa	1.8000	6300.0	69	18323	No
27	GOM_NL__2PRFIN20050901_042809_000000352040_00233_18323_6310.N1	01-SEP-2005 04:28:09	Dark	34.500	132	15Rho Pup	2.8030	6900.0	69	18323	No
28	GOM_NL__2PRFIN20050901_043227_000000392040_00233_18323_6311.N1	01-SEP-2005 04:32:27	Dark	39.000	70	Zet Pup	2.2460	39000.	78	18323	No
29	GOM_NL__2PRFIN20050901_043738_000000452040_00233_18323_6312.N1	01-SEP-2005 04:37:38	Dark	45.000	41	Eps Car	1.8600	4100.0	90	18323	No
30	GOM_NL__2PRFIN20050901_044803_000000382040_00234_18324_6302.N1	01-SEP-2005 04:48:03	Dark	37.500	135	Bet Hyi	2.8200	5800.0	75	18324	No
31	GOM_NL__2PRFIN20050901_045337_000000382040_00234_18324_6303.N1	01-SEP-2005 04:53:37	Straylight	38.000	148	Alp Tuc	2.8780	4100.0	76	18324	No
32	GOM_NL__2PRFIN20050901_045717_000000392040_00234_18324_6304.N1	01-SEP-2005 04:57:17	Straylight	38.500	31	Alp Gru	1.7340	15200.	77	18324	No
33	GOM_NL__2PRFIN20050901_050007_000000372040_00234_18324_6305.N1	01-SEP-2005 05:00:07	Straylight	36.500	172	Gam Gru	3.0030	13100.	73	18324	No
34	GOM_NL__2PRFIN20050901_052232_000000352040_00234_18324_6306.N1	01-SEP-2005 05:22:32	Bright	35.000	66	37Gam Cyg	2.2080	5900.0	70	18324	No
35	GOM_NL__2PRFIN20050901_052417_000000362040_00234_18324_6307.N1	01-SEP-2005 05:24:17	Bright	35.500	144	18Del Cyg	2.8600	11000.	71	18324	No
36	GOM_NL__2PRFIN20050901_053613_000000342040_00234_18324_6308.N1	01-SEP-2005 05:36:13	Bright	33.500	60	7Bet UMi	2.0810	3950.0	67	18324	No
37	GOM_NL__2PRFIN20050901_054251_000000372040_00234_18324_6309.N1	01-SEP-2005 05:42:51	Bright	36.500	36	50Alp UMa	1.8000	6300.0	73	18324	No
38	GOM_NL__2PRFIN20050901_060845_000000362040_00234_18324_6310.N1	01-SEP-2005 06:08:45	Dark	35.500	132	15Rho Pup	2.8030	6900.0	71	18324	No
39	GOM_NL__2PRFIN20050901_061303_000000392040_00234_18324_6311.N1	01-SEP-2005 06:13:03	Dark	39.000	70	Zet Pup	2.2460	39000.	78	18324	No
40	GOM_NL__2PRFIN20050901_061814_000000392040_00234_18324_6312.N1	01-SEP-2005 06:18:14	Dark	38.500	41	Eps Car	1.8600	4100.0	77	18324	No
41	GOM_NL__2PRFIN20050901_062839_000000382040_00235_18325_6302.N1	01-SEP-2005 06:28:39	Dark	37.500	135	Bet Hyi	2.8200	5800.0	75	18325	No
42	GOM_NL__2PRFIN20050901_063413_000000472040_00235_18325_6303.N1	01-SEP-2005 06:34:13	Straylight	47.000	148	Alp Tuc	2.8780	4100.0	94	18325	No

43	GOM_NL__2PRFIN20050901_063753_000000422040_00235_18325_6304.N1	01-SEP-2005 06:37:53	Straylight	41.500	31	Alp Gru	1.7340	15200.	83	18325	No
44	GOM_NL__2PRFIN20050901_064043_000000402040_00235_18325_6305.N1	01-SEP-2005 06:40:43	Straylight	40.000	172	Gam Gru	3.0030	13100.	80	18325	No
45	GOM_NL__2PRFIN20050901_070308_000000362040_00235_18325_6306.N1	01-SEP-2005 07:03:08	Bright	35.500	66	37Gam Cyg	2.2080	5900.0	71	18325	No
46	GOM_NL__2PRFIN20050901_070453_000000362040_00235_18325_6307.N1	01-SEP-2005 07:04:53	Bright	35.500	144	18Del Cyg	2.8600	11000.	71	18325	No
47	GOM_NL__2PRFIN20050901_071650_000000372040_00235_18325_6308.N1	01-SEP-2005 07:16:50	Bright	37.000	60	7Bet UMi	2.0810	3950.0	74	18325	No
48	GOM_NL__2PRFIN20050901_072327_000000362040_00235_18325_6309.N1	01-SEP-2005 07:23:27	Bright	36.000	36	50Alp UMa	1.8000	6300.0	72	18325	No
49	GOM_NL__2PRFIN20050901_074921_000000362040_00235_18325_6310.N1	01-SEP-2005 07:49:21	Dark	35.500	132	15Rho Pup	2.8030	6900.0	71	18325	No
50	GOM_NL__2PRFIN20050901_075339_000000402040_00235_18325_6311.N1	01-SEP-2005 07:53:39	Dark	39.500	70	Zet Pup	2.2460	39000.	79	18325	No
51	GOM_NL__2PRFIN20050901_075850_000000462040_00235_18325_6312.N1	01-SEP-2005 07:58:50	Dark	46.000	41	Eps Car	1.8600	4100.0	92	18325	No
52	GOM_NL__2PRFIN20050901_080915_000000362040_00236_18326_6302.N1	01-SEP-2005 08:09:15	Dark	36.000	135	Bet Hyi	2.8200	5800.0	72	18326	No
53	GOM_NL__2PRFIN20050901_081449_000000392040_00236_18326_6303.N1	01-SEP-2005 08:14:49	Straylight	38.500	148	Alp Tuc	2.8780	4100.0	77	18326	No
54	GOM_NL__2PRFIN20050901_081829_000000402040_00236_18326_6304.N1	01-SEP-2005 08:18:29	Straylight	40.000	31	Alp Gru	1.7340	15200.	80	18326	No
55	GOM_NL__2PRFIN20050901_082119_000000372040_00236_18326_6305.N1	01-SEP-2005 08:21:19	Straylight	36.500	172	Gam Gru	3.0030	13100.	73	18326	No
56	GOM_NL__2PRFIN20050901_084151_000000152040_00236_18326_6306.N1	01-SEP-2005 08:41:51	Tw_i_and_stray	15.000	92	53Eps Cyg	2.5000	4500.0	30	18326	No
57	GOM_NL__2PRFIN20050901_084344_000000372040_00236_18326_6307.N1	01-SEP-2005 08:43:44	Bright	36.500	66	37Gam Cyg	2.2080	5900.0	73	18326	No
58	GOM_NL__2PRFIN20050901_084529_000000352040_00236_18326_6308.N1	01-SEP-2005 08:45:29	Bright	35.000	144	18Del Cyg	2.8600	11000.	70	18326	No
59	GOM_NL__2PRFIN20050901_085726_000000362040_00236_18326_6309.N1	01-SEP-2005 08:57:26	Bright	36.000	60	7Bet UMi	2.0810	3950.0	72	18326	No
60	GOM_NL__2PRFIN20050901_090403_000000342040_00236_18326_6310.N1	01-SEP-2005 09:04:03	Bright	34.000	36	50Alp UMa	1.8000	6300.0	68	18326	No
61	GOM_NL__2PRFIN20050901_092957_000000402040_00236_18326_6311.N1	01-SEP-2005 09:29:57	Dark	39.500	132	15Rho Pup	2.8030	6900.0	79	18326	No
62	GOM_NL__2PRFIN20050901_093415_000000402040_00236_18326_6312.N1	01-SEP-2005 09:34:15	Dark	40.000	70	Zet Pup	2.2460	39000.	80	18326	No
63	GOM_NL__2PRFIN20050901_093926_000000442040_00236_18326_6313.N1	01-SEP-2005 09:39:26	Dark	44.000	41	Eps Car	1.8600	4100.0	88	18326	No
64	GOM_NL__2PRFIN20050901_094951_000000392040_00237_18327_6302.N1	01-SEP-2005 09:49:51	Dark	38.500	135	Bet Hyi	2.8200	5800.0	77	18327	No
65	GOM_NL__2PRFIN20050901_095526_000000382040_00237_18327_6303.N1	01-SEP-2005 09:55:26	Straylight	37.500	148	Alp Tuc	2.8780	4100.0	75	18327	No
66	GOM_NL__2PRFIN20050901_095905_000000402040_00237_18327_6304.N1	01-SEP-2005 09:59:05	Straylight	39.500	31	Alp Gru	1.7340	15200.	79	18327	No
67	GOM_NL__2PRFIN20050901_100155_000000382040_00237_18327_6305.N1	01-SEP-2005 10:01:55	Straylight	38.000	172	Gam Gru	3.0030	13100.	76	18327	No
68	GOM_NL__2PRFIN20050901_102227_000000152040_00237_18327_6306.N1	01-SEP-2005 10:22:27	Tw_i_and_stray	15.000	92	53Eps Cyg	2.5000	4500.0	30	18327	No
69	GOM_NL__2PRFIN20050901_102420_000000342040_00237_18327_6307.N1	01-SEP-2005 10:24:20	Bright	34.000	66	37Gam Cyg	2.2080	5900.0	68	18327	No
70	GOM_NL__2PRFIN20050901_102606_000000362040_00237_18327_6308.N1	01-SEP-2005 10:26:06	Bright	35.500	144	18Del Cyg	2.8600	11000.	71	18327	No
71	GOM_NL__2PRFIN20050901_103802_000000372040_00237_18327_6309.N1	01-SEP-2005 10:38:02	Bright	37.000	60	7Bet UMi	2.0810	3950.0	74	18327	No
72	GOM_NL__2PRFIN20050901_104439_000000352040_00237_18327_6310.N1	01-SEP-2005 10:44:39	Bright	34.500	36	50Alp UMa	1.8000	6300.0	69	18327	No
73	GOM_NL__2PRFIN20050901_111034_000000392040_00237_18327_6311.N1	01-SEP-2005 11:10:34	Dark	38.500	132	15Rho Pup	2.8030	6900.0	77	18327	No
74	GOM_NL__2PRFIN20050901_111452_000000372040_00237_18327_6312.N1	01-SEP-2005 11:14:52	Dark	36.500	70	Zet Pup	2.2460	39000.	73	18327	No
75	GOM_NL__2PRFIN20050901_112002_000000492040_00237_18327_6313.N1	01-SEP-2005 11:20:02	Dark	48.500	41	Eps Car	1.8600	4100.0	97	18327	No
76	GOM_NL__2PRFIN20050901_113027_000000372040_00238_18328_6302.N1	01-SEP-2005 11:30:27	Dark	36.500	135	Bet Hyi	2.8200	5800.0	73	18328	No
77	GOM_NL__2PRFIN20050901_113602_000000382040_00238_18328_6303.N1	01-SEP-2005 11:36:02	Straylight	37.500	148	Alp Tuc	2.8780	4100.0	75	18328	No
78	GOM_NL__2PRFIN20050901_113941_000000402040_00238_18328_6304.N1	01-SEP-2005 11:39:41	Straylight	40.000	31	Alp Gru	1.7340	15200.	80	18328	No
79	GOM_NL__2PRFIN20050901_114231_000000382040_00238_18328_6305.N1	01-SEP-2005 11:42:31	Straylight	37.500	172	Gam Gru	3.0030	13100.	75	18328	No
80	GOM_NL__2PRFIN20050901_120303_000000352040_00238_18328_6306.N1	01-SEP-2005 12:03:03	Bright	34.500	92	53Eps Cyg	2.5000	4500.0	69	18328	No
81	GOM_NL__2PRFIN20050901_120456_000000382040_00238_18328_6307.N1	01-SEP-2005 12:04:56	Bright	37.500	66	37Gam Cyg	2.2080	5900.0	75	18328	No
82	GOM_NL__2PRFIN20050901_120642_000000352040_00238_18328_6308.N1	01-SEP-2005 12:06:42	Bright	35.000	144	18Del Cyg	2.8600	11000.	70	18328	No
83	GOM_NL__2PRFIN20050901_121838_000000362040_00238_18328_6309.N1	01-SEP-2005 12:18:38	Bright	36.000	60	7Bet UMi	2.0810	3950.0	72	18328	No
84	GOM_NL__2PRFIN20050901_122515_000000362040_00238_18328_6310.N1	01-SEP-2005 12:25:15	Bright	35.500	36	50Alp UMa	1.8000	6300.0	71	18328	No
85	GOM_NL__2PRFIN20050901_125110_000000382040_00238_18328_6311.N1	01-SEP-2005 12:51:10	Dark	37.500	132	15Rho Pup	2.8030	6900.0	75	18328	No
86	GOM_NL__2PRFIN20050901_125528_000000382040_00238_18328_6312.N1	01-SEP-2005 12:55:28	Dark	37.500	70	Zet Pup	2.2460	39000.	75	18328	No
87	GOM_NL__2PRFIN20050901_130038_000000462040_00238_18328_6313.N1	01-SEP-2005 13:00:38	Dark	45.500	41	Eps Car	1.8600	4100.0	91	18328	No
88	GOM_NL__2PRFIN20050901_131103_000000372040_00239_18329_6302.N1	01-SEP-2005 13:11:03	Dark	37.000	135	Bet Hyi	2.8200	5800.0	74	18329	No
89	GOM_NL__2PRFIN20050901_131638_000000412040_00239_18329_6303.N1	01-SEP-2005 13:16:38	Straylight	40.500	148	Alp Tuc	2.8780	4100.0	81	18329	No
90	GOM_NL__2PRFIN20050901_132017_000000402040_00239_18329_6304.N1	01-SEP-2005 13:20:17	Straylight	39.500	31	Alp Gru	1.7340	15200.	79	18329	No
91	GOM_NL__2PRFIN20050901_132307_000000362040_00239_18329_6305.N1	01-SEP-2005 13:23:07	Straylight	36.000	172	Gam Gru	3.0030	13100.	72	18329	No
92	GOM_NL__2PRFIN20050901_134339_000000382040_00239_18329_6306.N1	01-SEP-2005 13:43:39	Bright	37.500	92	53Eps Cyg	2.5000	4500.0	75	18329	No
93	GOM_NL__2PRFIN20050901_134532_000000372040_00239_18329_6307.N1	01-SEP-2005 13:45:32	Bright	37.000	66	37Gam Cyg	2.2080	5900.0	74	18329	No
94	GOM_NL__2PRFIN20050901_134718_000000352040_00239_18329_6308.N1	01-SEP-2005 13:47:18	Bright	34.500	144	18Del Cyg	2.8600	11000.	69	18329	No
95	GOM_NL__2PRFIN20050901_135914_000000372040_00239_18329_6309.N1	01-SEP-2005 13:59:14	Bright	37.000	60	7Bet UMi	2.0810	3950.0	74	18329	No
96	GOM_NL__2PRFIN20050901_140552_000000362040_00239_18329_6310.N1	01-SEP-2005 14:05:52	Bright	36.000	36	50Alp UMa	1.8000	6300.0	72	18329	No
97	GOM_NL__2PRFIN20050901_143146_000000412040_00239_18329_6311.N1	01-SEP-2005 14:31:46	Dark	40.500	132	15Rho Pup	2.8030	6900.0	81	18329	No
98	GOM_NL__2PRFIN20050901_143604_000000372040_00239_18329_6312.N1	01-SEP-2005 14:36:04	Dark	37.000	70	Zet Pup	2.2460	39000.	74	18329	No
99	GOM_NL__2PRFIN20050901_144114_000000452040_00239_18329_6313.N1	01-SEP-2005 14:41:14	Dark	45.000	41	Eps Car	1.8600	4100.0	90	18329	No
100	GOM_NL__2PRFIN20050901_145140_000000362040_00240_18330_6302.N1	01-SEP-2005 14:51:40	Dark	36.000	135	Bet Hyi	2.8200	5800.0	72	18330	No
101	GOM_NL__2PRFIN20050901_145714_000000462040_00240_18330_6303.N1	01-SEP-2005 14:57:14	Straylight	45.500	148	Alp Tuc	2.8780	4100.0	91	18330	No

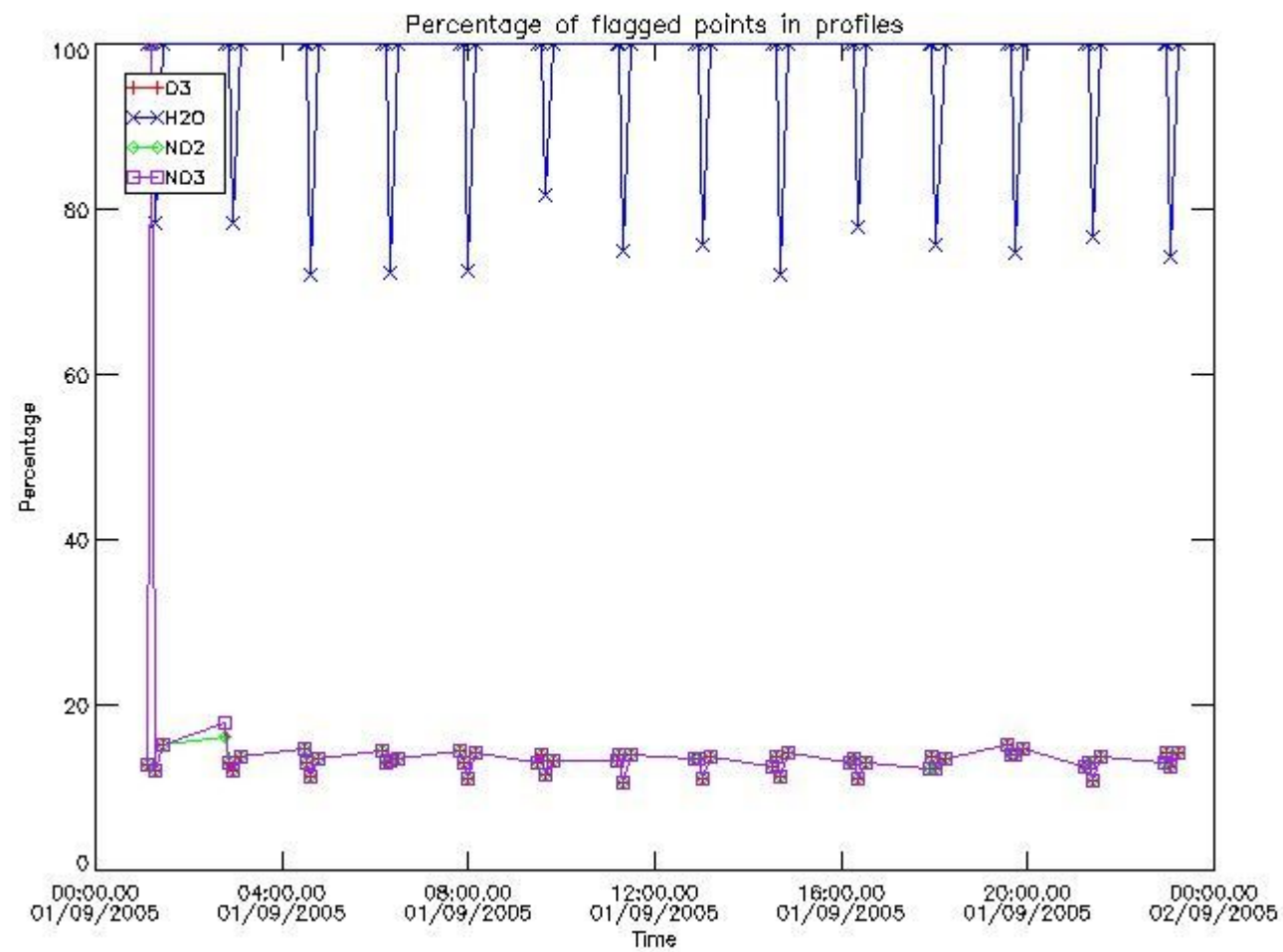
102	GOM_NL__2PRFIN20050901_150054_000000442040_00240_18330_6304.N1	01-SEP-2005 15:00:54	Straylight	44.000	31	Alp Gru	1.7340	15200.	88	18330	No
103	GOM_NL__2PRFIN20050901_150343_000000372040_00240_18330_6305.N1	01-SEP-2005 15:03:43	Straylight	36.500	172	Gam Gru	3.0030	13100.	73	18330	No
104	GOM_NL__2PRFIN20050901_152415_000000342040_00240_18330_6306.N1	01-SEP-2005 15:24:15	Bright	33.500	92	53Eps Cyg	2.5000	4500.0	67	18330	No
105	GOM_NL__2PRFIN20050901_152608_000000362040_00240_18330_6307.N1	01-SEP-2005 15:26:08	Bright	36.000	66	37Gam Cyg	2.2080	5900.0	72	18330	No
106	GOM_NL__2PRFIN20050901_152754_000000362040_00240_18330_6308.N1	01-SEP-2005 15:27:54	Bright	35.500	144	18Del Cyg	2.8600	11000.	71	18330	No
107	GOM_NL__2PRFIN20050901_153951_000000362040_00240_18330_6309.N1	01-SEP-2005 15:39:51	Bright	35.500	60	7Bet UMi	2.0810	3950.0	71	18330	No
108	GOM_NL__2PRFIN20050901_154628_000000352040_00240_18330_6310.N1	01-SEP-2005 15:46:28	Bright	35.000	36	50Alp UMa	1.8000	6300.0	70	18330	No
109	GOM_NL__2PRFIN20050901_154750_000000072040_00240_18330_6311.N1	01-SEP-2005 15:47:50	Straylight	7.0000	82	48Bet UMa	2.3650	10600.	14	18330	No
110	GOM_NL__2PRFIN20050901_161222_000000392040_00240_18330_6312.N1	01-SEP-2005 16:12:22	Dark	39.000	132	15Rho Pup	2.8030	6900.0	78	18330	No
111	GOM_NL__2PRFIN20050901_161640_000000382040_00240_18330_6313.N1	01-SEP-2005 16:16:40	Dark	37.500	70	Zet Pup	2.2460	39000.	75	18330	No
112	GOM_NL__2PRFIN20050901_162150_000000462040_00240_18330_6314.N1	01-SEP-2005 16:21:50	Dark	45.500	41	Eps Car	1.8600	4100.0	91	18330	No
113	GOM_NL__2PRFIN20050901_163216_000000392040_00241_18331_6302.N1	01-SEP-2005 16:32:16	Dark	39.000	135	Bet Hyi	2.8200	5800.0	78	18331	No
114	GOM_NL__2PRFIN20050901_163750_000000402040_00241_18331_6303.N1	01-SEP-2005 16:37:50	Straylight	39.500	148	Alp Tuc	2.8780	4100.0	79	18331	No
115	GOM_NL__2PRFIN20050901_164130_000000382040_00241_18331_6304.N1	01-SEP-2005 16:41:30	Straylight	38.000	31	Alp Gru	1.7340	15200.	76	18331	No
116	GOM_NL__2PRFIN20050901_164420_000000372040_00241_18331_6305.N1	01-SEP-2005 16:44:20	Straylight	36.500	172	Gam Gru	3.0030	13100.	73	18331	No
117	GOM_NL__2PRFIN20050901_170451_000000342040_00241_18331_6306.N1	01-SEP-2005 17:04:51	Bright	34.000	92	53Eps Cyg	2.5000	4500.0	68	18331	No
118	GOM_NL__2PRFIN20050901_170645_000000372040_00241_18331_6307.N1	01-SEP-2005 17:06:45	Bright	37.000	66	37Gam Cyg	2.2080	5900.0	74	18331	No
119	GOM_NL__2PRFIN20050901_170830_000000362040_00241_18331_6308.N1	01-SEP-2005 17:08:30	Bright	36.000	144	18Del Cyg	2.8600	11000.	72	18331	No
120	GOM_NL__2PRFIN20050901_172027_000000372040_00241_18331_6309.N1	01-SEP-2005 17:20:27	Bright	37.000	60	7Bet UMi	2.0810	3950.0	74	18331	No
121	GOM_NL__2PRFIN20050901_172704_000000362040_00241_18331_6310.N1	01-SEP-2005 17:27:04	Bright	36.000	36	50Alp UMa	1.8000	6300.0	72	18331	No
122	GOM_NL__2PRFIN20050901_172826_000000072040_00241_18331_6311.N1	01-SEP-2005 17:28:26	Straylight	7.0000	82	48Bet UMa	2.3650	10600.	14	18331	No
123	GOM_NL__2PRFIN20050901_175258_000000422040_00241_18331_6312.N1	01-SEP-2005 17:52:58	Dark	41.500	132	15Rho Pup	2.8030	6900.0	83	18331	No
124	GOM_NL__2PRFIN20050901_175716_000000372040_00241_18331_6313.N1	01-SEP-2005 17:57:16	Dark	37.000	70	Zet Pup	2.2460	39000.	74	18331	No
125	GOM_NL__2PRFIN20050901_180226_000000462040_00241_18331_6314.N1	01-SEP-2005 18:02:26	Dark	45.500	41	Eps Car	1.8600	4100.0	91	18331	No
126	GOM_NL__2PRFIN20050901_181252_000000382040_00242_18332_6389.N1	01-SEP-2005 18:12:52	Dark	37.500	135	Bet Hyi	2.8200	5800.0	75	18332	No
127	GOM_NL__2PRFIN20050901_181826_000000392040_00242_18332_6390.N1	01-SEP-2005 18:18:26	Straylight	38.500	148	Alp Tuc	2.8780	4100.0	77	18332	No
128	GOM_NL__2PRFIN20050901_182206_000000462040_00242_18332_6391.N1	01-SEP-2005 18:22:06	Straylight	45.500	31	Alp Gru	1.7340	15200.	91	18332	No
129	GOM_NL__2PRFIN20050901_182456_000000392040_00242_18332_6392.N1	01-SEP-2005 18:24:56	Straylight	39.000	172	Gam Gru	3.0030	13100.	78	18332	No
130	GOM_NL__2PRFIN20050901_184527_000000352040_00242_18332_6393.N1	01-SEP-2005 18:45:27	Bright	35.000	92	53Eps Cyg	2.5000	4500.0	70	18332	No
131	GOM_NL__2PRFIN20050901_184721_000000372040_00242_18332_6394.N1	01-SEP-2005 18:47:21	Bright	36.500	66	37Gam Cyg	2.2080	5900.0	73	18332	No
132	GOM_NL__2PRFIN20050901_184906_000000362040_00242_18332_6395.N1	01-SEP-2005 18:49:06	Bright	35.500	144	18Del Cyg	2.8600	11000.	71	18332	No
133	GOM_NL__2PRFIN20050901_190103_000000382040_00242_18332_6396.N1	01-SEP-2005 19:01:03	Bright	37.500	60	7Bet UMi	2.0810	3950.0	75	18332	No
134	GOM_NL__2PRFIN20050901_190740_000000332040_00242_18332_6397.N1	01-SEP-2005 19:07:40	Bright	33.000	36	50Alp UMa	1.8000	6300.0	66	18332	No
135	GOM_NL__2PRFIN20050901_190902_000000152040_00242_18332_6398.N1	01-SEP-2005 19:09:02	Tw_i_and_stray	15.000	82	48Bet UMa	2.3650	10600.	30	18332	No
136	GOM_NL__2PRFIN20050901_193334_000000402040_00242_18332_6399.N1	01-SEP-2005 19:33:34	Dark	40.000	132	15Rho Pup	2.8030	6900.0	80	18332	No
137	GOM_NL__2PRFIN20050901_193752_000000372040_00242_18332_6400.N1	01-SEP-2005 19:37:52	Dark	36.500	70	Zet Pup	2.2460	39000.	73	18332	No
138	GOM_NL__2PRFIN20050901_194302_000000402040_00242_18332_6401.N1	01-SEP-2005 19:43:02	Dark	40.000	41	Eps Car	1.8600	4100.0	80	18332	No
139	GOM_NL__2PRFIN20050901_195328_000000382040_00243_18333_6389.N1	01-SEP-2005 19:53:28	Dark	37.500	135	Bet Hyi	2.8200	5800.0	75	18333	No
140	GOM_NL__2PRFIN20050901_195902_000000472040_00243_18333_6390.N1	01-SEP-2005 19:59:02	Straylight	47.000	148	Alp Tuc	2.8780	4100.0	94	18333	No
141	GOM_NL__2PRFIN20050901_200242_000000402040_00243_18333_6391.N1	01-SEP-2005 20:02:42	Straylight	40.000	31	Alp Gru	1.7340	15200.	80	18333	No
142	GOM_NL__2PRFIN20050901_200532_000000392040_00243_18333_6392.N1	01-SEP-2005 20:05:32	Straylight	39.000	172	Gam Gru	3.0030	13100.	78	18333	No
143	GOM_NL__2PRFIN20050901_202603_000000362040_00243_18333_6393.N1	01-SEP-2005 20:26:03	Bright	36.000	92	53Eps Cyg	2.5000	4500.0	72	18333	No
144	GOM_NL__2PRFIN20050901_202757_000000372040_00243_18333_6394.N1	01-SEP-2005 20:27:57	Bright	36.500	66	37Gam Cyg	2.2080	5900.0	73	18333	No
145	GOM_NL__2PRFIN20050901_202943_000000342040_00243_18333_6395.N1	01-SEP-2005 20:29:43	Bright	34.000	144	18Del Cyg	2.8600	11000.	68	18333	No
146	GOM_NL__2PRFIN20050901_204139_000000372040_00243_18333_6396.N1	01-SEP-2005 20:41:39	Bright	37.000	60	7Bet UMi	2.0810	3950.0	74	18333	No
147	GOM_NL__2PRFIN20050901_204817_000000352040_00243_18333_6397.N1	01-SEP-2005 20:48:17	Bright	34.500	36	50Alp UMa	1.8000	6300.0	69	18333	No
148	GOM_NL__2PRFIN20050901_204938_000000152040_00243_18333_6398.N1	01-SEP-2005 20:49:38	Tw_i_and_stray	14.500	82	48Bet UMa	2.3650	10600.	29	18333	No
149	GOM_NL__2PRFIN20050901_211411_000000412040_00243_18333_6399.N1	01-SEP-2005 21:14:11	Dark	40.500	132	15Rho Pup	2.8030	6900.0	81	18333	No
150	GOM_NL__2PRFIN20050901_211828_000000392040_00243_18333_6400.N1	01-SEP-2005 21:18:28	Dark	39.000	70	Zet Pup	2.2460	39000.	78	18333	No
151	GOM_NL__2PRFIN20050901_212338_000000482040_00243_18333_6401.N1	01-SEP-2005 21:23:38	Dark	47.500	41	Eps Car	1.8600	4100.0	95	18333	No
152	GOM_NL__2PRFIN20050901_213404_000000372040_00244_18334_6389.N1	01-SEP-2005 21:34:04	Dark	37.000	135	Bet Hyi	2.8200	5800.0	74	18334	No
153	GOM_NL__2PRFIN20050901_213939_000000392040_00244_18334_6390.N1	01-SEP-2005 21:39:39	Straylight	38.500	148	Alp Tuc	2.8780	4100.0	77	18334	No
154	GOM_NL__2PRFIN20050901_214318_000000402040_00244_18334_6391.N1	01-SEP-2005 21:43:18	Straylight	39.500	31	Alp Gru	1.7340	15200.	79	18334	No
155	GOM_NL__2PRFIN20050901_214608_000000392040_00244_18334_6392.N1	01-SEP-2005 21:46:08	Straylight	38.500	172	Gam Gru	3.0030	13100.	77	18334	No
156	GOM_NL__2PRFIN20050901_220639_000000342040_00244_18334_6393.N1	01-SEP-2005 22:06:39	Bright	33.500	92	53Eps Cyg	2.5000	4500.0	67	18334	No
157	GOM_NL__2PRFIN20050901_220833_000000342040_00244_18334_6394.N1	01-SEP-2005 22:08:33	Bright	34.000	66	37Gam Cyg	2.2080	5900.0	68	18334	No
158	GOM_NL__2PRFIN20050901_221019_000000352040_00244_18334_6395.N1	01-SEP-2005 22:10:19	Bright	35.000	144	18Del Cyg	2.8600	11000.	70	18334	No
159	GOM_NL__2PRFIN20050901_222216_000000372040_00244_18334_6396.N1	01-SEP-2005 22:22:16	Bright	36.500	60	7Bet UMi	2.0810	3950.0	73	18334	No
160	GOM_NL__2PRFIN20050901_222853_000000372040_00244_18334_6397.N1	01-SEP-2005 22:28:53	Bright	36.500	36	50Alp UMa	1.8000	6300.0	73	18334	No

161	GOM_NL__2PRFIN20050901_223015_000000222040_00244_18334_6398.N1	01-SEP-2005 22:30:15	Twilight_stray	22.000	82	48Bet UMa	2.3650	10600.	44	18334	No
162	GOM_NL__2PRFIN20050901_225447_000000392040_00244_18334_6399.N1	01-SEP-2005 22:54:47	Dark	39.000	132	15Rho Pup	2.8030	6900.0	78	18334	No
163	GOM_NL__2PRFIN20050901_225904_000000402040_00244_18334_6400.N1	01-SEP-2005 22:59:04	Dark	39.500	70	Zet Pup	2.2460	39000.	79	18334	No
164	GOM_NL__2PRFIN20050901_230414_000000412040_00244_18334_6401.N1	01-SEP-2005 23:04:14	Dark	41.000	41	Eps Car	1.8600	4100.0	82	18334	No
165	GOM_NL__2PRFIN20050901_231440_000000362040_00245_18335_6389.N1	01-SEP-2005 23:14:40	Dark	36.000	135	Bet Hyi	2.8200	5800.0	72	18335	No
166	GOM_NL__2PRFIN20050901_232014_000000382040_00245_18335_6390.N1	01-SEP-2005 23:20:14	Straylight	37.500	148	Alp Tuc	2.8780	4100.0	75	18335	No
167	GOM_NL__2PRFIN20050901_232354_000000402040_00245_18335_6391.N1	01-SEP-2005 23:23:54	Straylight	40.000	31	Alp Gru	1.7340	15200.	80	18335	No
168	GOM_NL__2PRFIN20050901_232644_000000382040_00245_18335_6392.N1	01-SEP-2005 23:26:44	Straylight	37.500	172	Gam Gru	3.0030	13100.	75	18335	No
169	GOM_NL__2PRFIN20050901_234715_000000382040_00245_18335_6393.N1	01-SEP-2005 23:47:15	Bright	37.500	92	53Eps Cyg	2.5000	4500.0	75	18335	No
170	GOM_NL__2PRFIN20050901_234909_000000342040_00245_18335_6394.N1	01-SEP-2005 23:49:09	Bright	34.000	66	37Gam Cyg	2.2080	5900.0	68	18335	No
171	GOM_NL__2PRFIN20050901_235055_000000352040_00245_18335_6395.N1	01-SEP-2005 23:50:55	Bright	35.000	144	18Del Cyg	2.8600	11000.	70	18335	No

3. Quality information per product

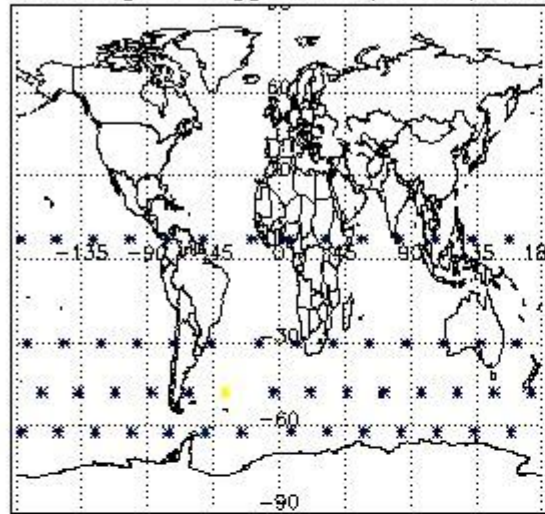
In this section it is plotted some information contained in the Quality Summary data set of the level 2 products. Only products in dark limb conditions and without errors (error flag in the MPH set to "0") are used.

3.1 Plot quality information per product (time dependant)

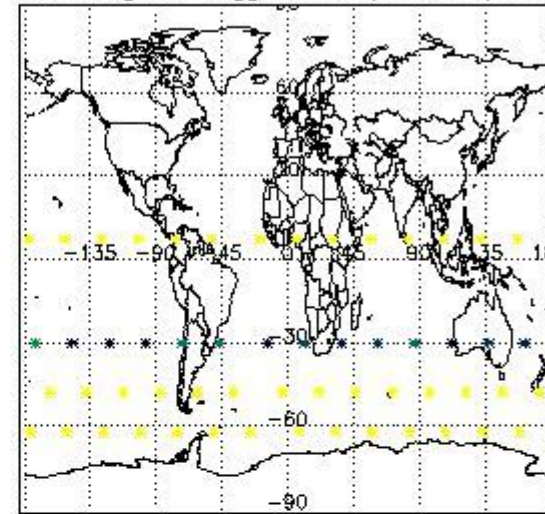


3.2 Plot quality information per product (world map)

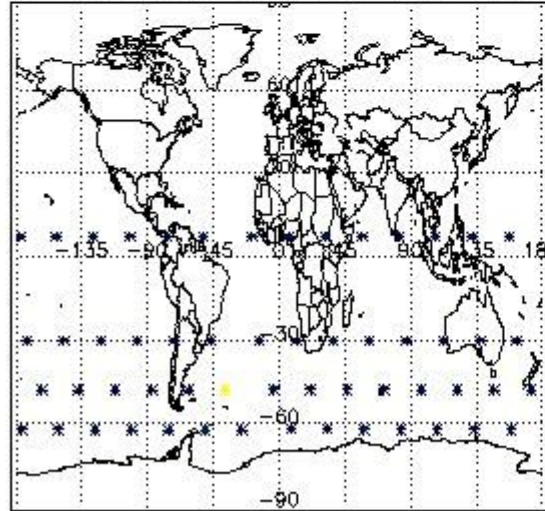
Percentage of flagged data per O3 profile



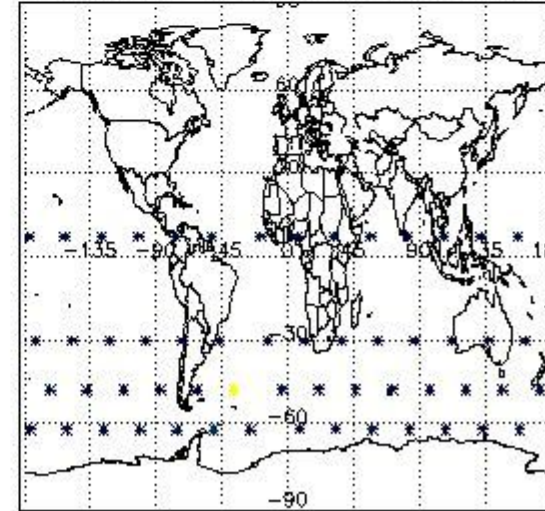
Percentage of flagged data per H2O profile



Percentage of flagged data per NO2 profile



Percentage of flagged data per NO3 profile

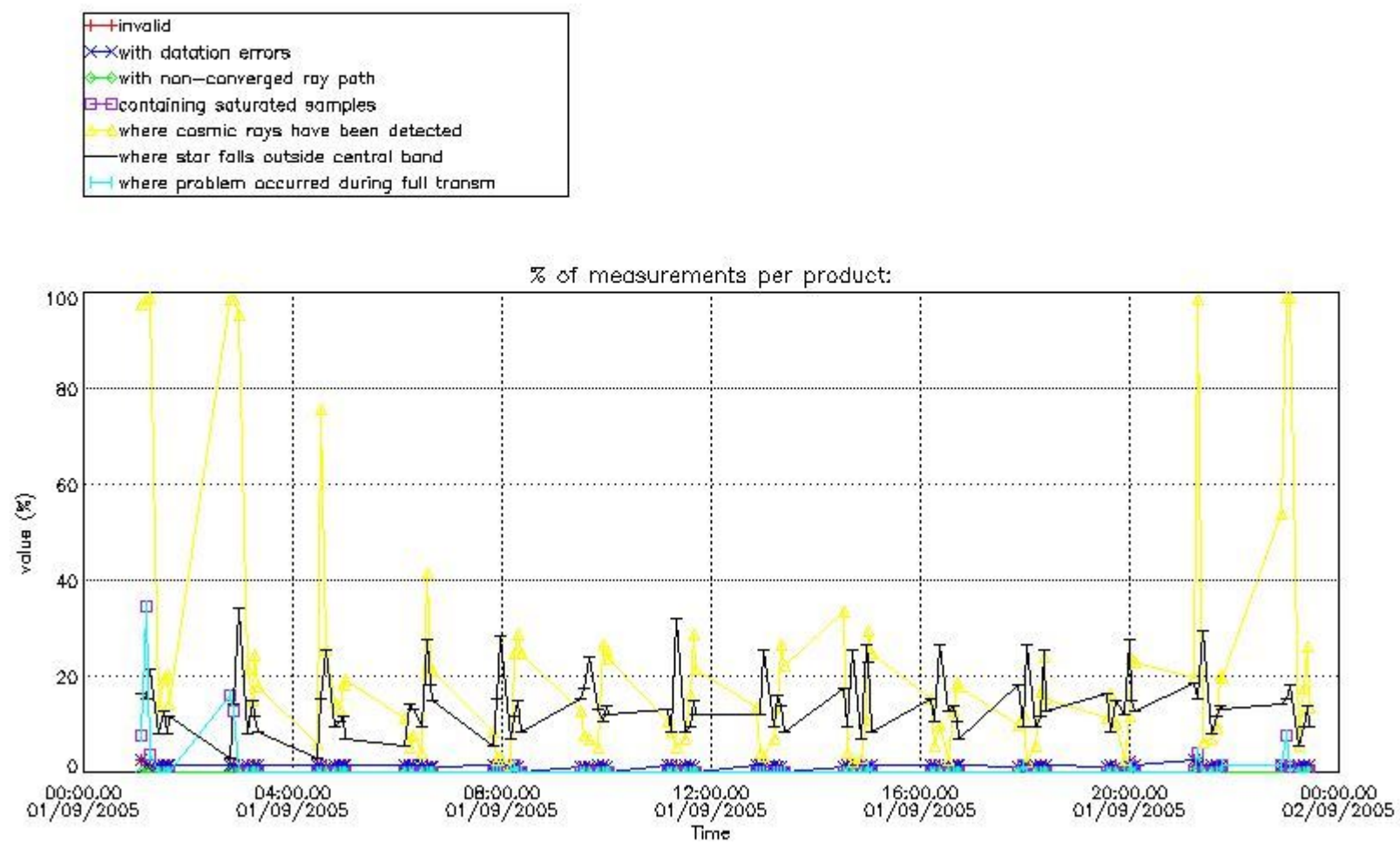


4. Level 1 quality information per product

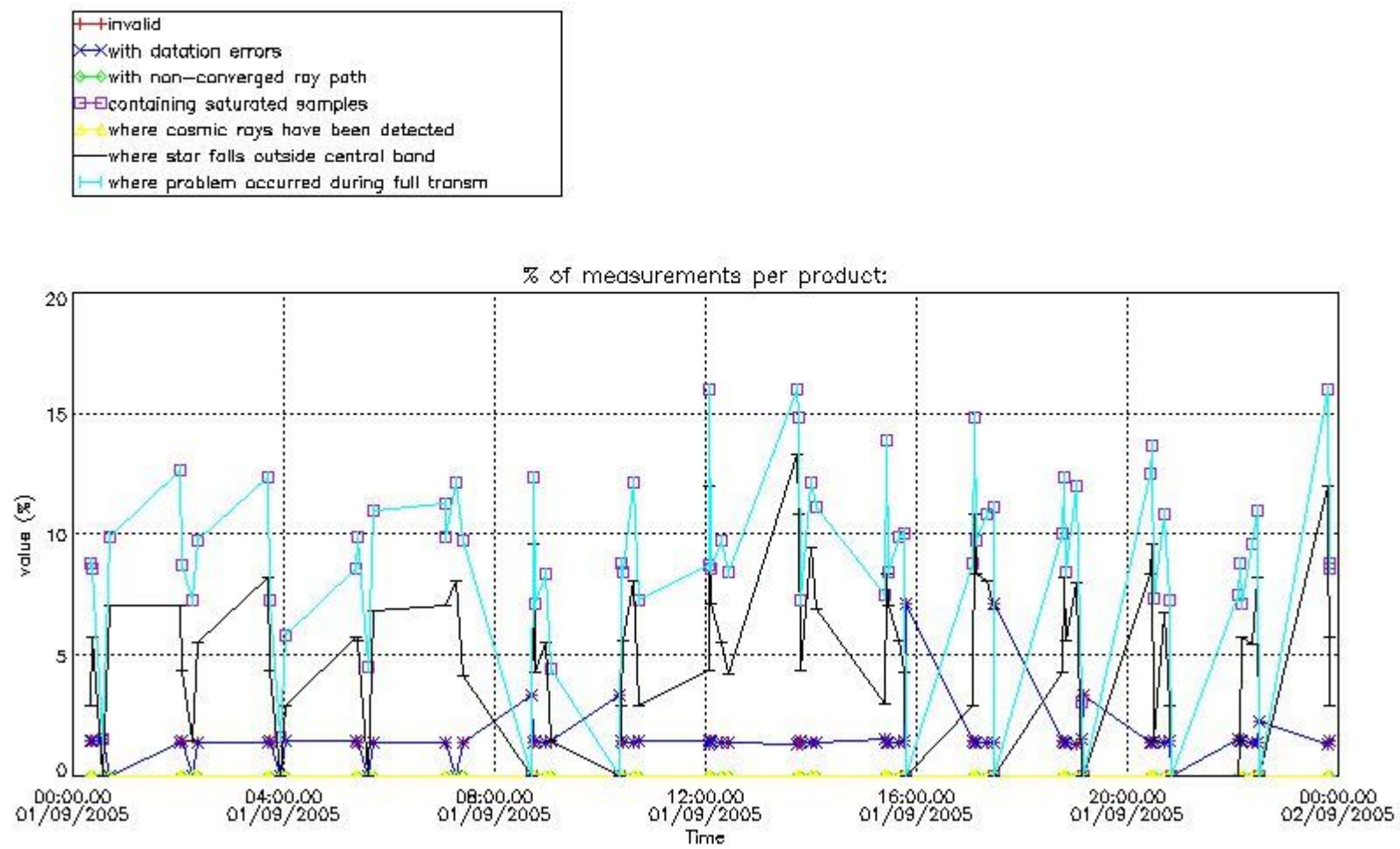
In this section it is plotted some information contained in the Quality Summary data set of the level 2 products that comes from the level 1b processing. Products without errors (error flag in the MPH set to "0") are used.

4.1 Plot quality information per product (time dependant) coming from level 1b processing

4.1.1 Plot level 1 quality information per product (time dependant): ENVISAT ASCENDING passes



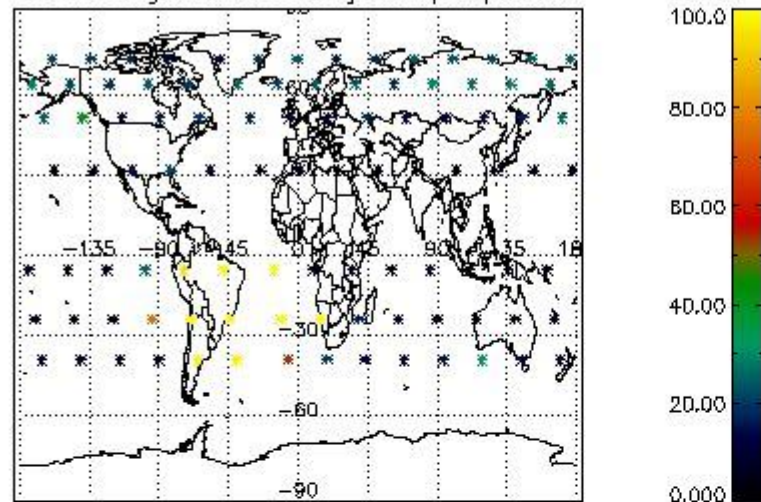
4.1.2 Plot level 1 quality information per product (time dependant): ENVI SAT DESCENDING passes



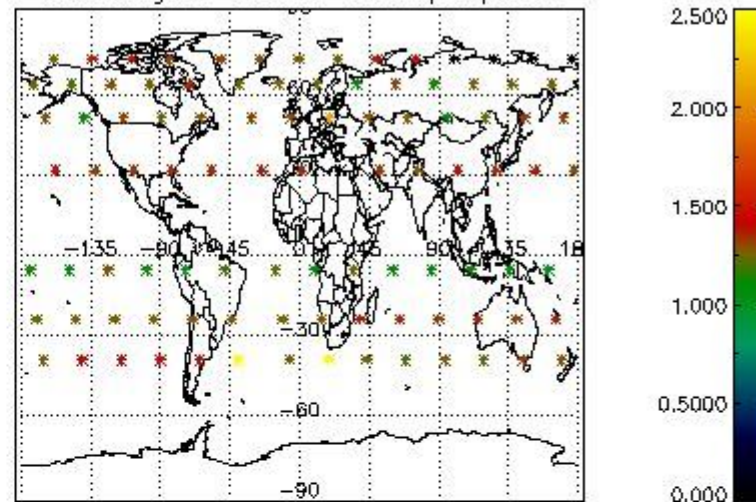
4.2 Plot quality information per product coming from level 1b processing (world map)

4.2.1 Plot level 1 quality information per product (world map): ENVISAT ASCENDING passes

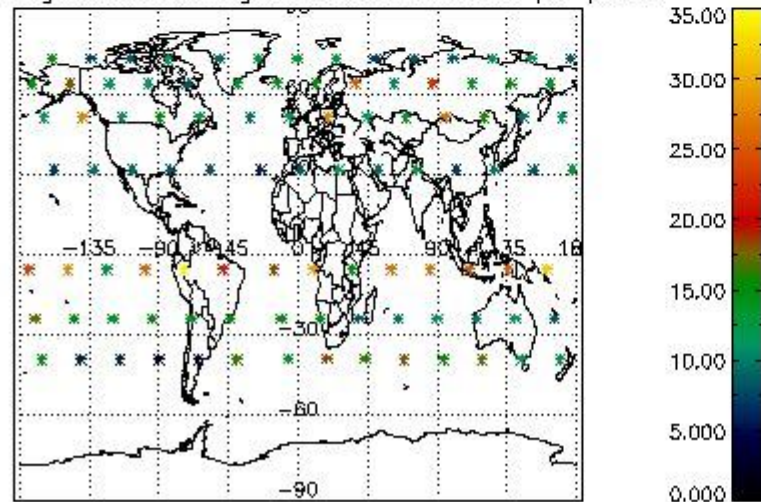
Percentage of cosmic ray hits per profile



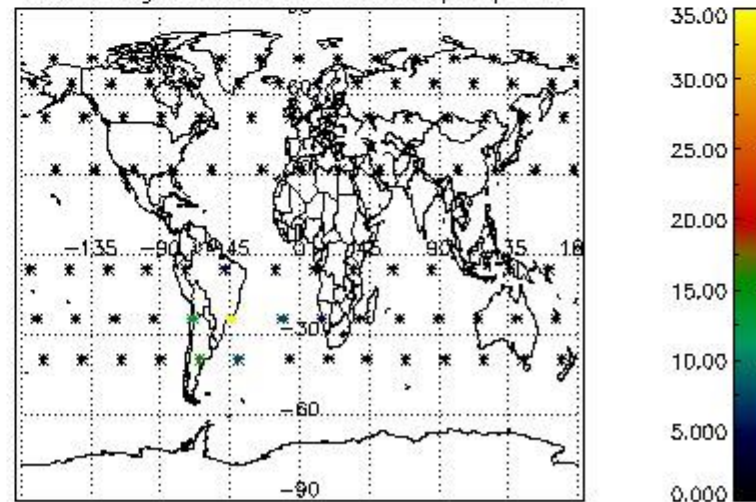
Percentage of datation errors per profile



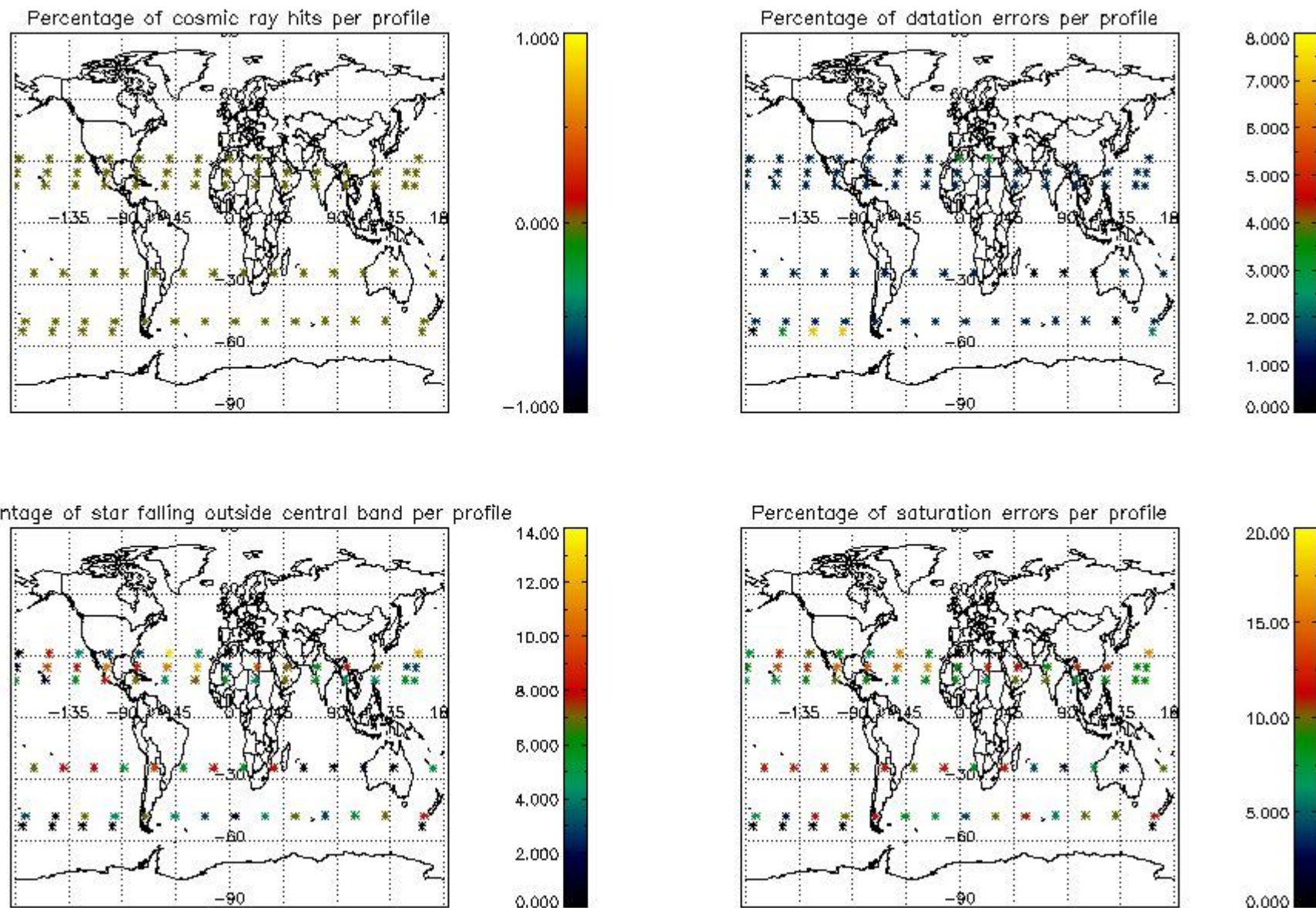
Percentage of star falling outside central band per profile



Percentage of saturation errors per profile



4.2.2 Plot level 1 quality information per product (world map): ENVISAT DESCENDING passes



5. Trace gas profiles

5.1 Ozone statistics based on quality of products

The final quality of the products can be "measured" using the STD (Standard Deviation) attached to every point profile. This information is written to the parameter GOM_NL__2P/NL_LOCAL_SPECIES_DENSITY/o3_std of the level 2 products. The table below shows the statistics for given STD ranges.

The statistics are given with respect to the overall valid production:

- Products without fatal errors: GOM_NL__2P/MPH/PRODUCT_ERR=0
- Valid point profile: GOM_NL__2P/NL_LOCAL_SPECIES_DENSITY/pcd(0)=0

The 'Criteria' is applied to valid points of dark limb products:

- Products in dark limb illumination condition: GOM_NL__2P/NL_SUMMARY_QUALITY/obs_ill_cond=0
- Products without fatal errors: GOM_NL__2P/MPH/PRODUCT_ERR=0
- Valid point profile: GOM_NL__2P/NL_LOCAL_SPECIES_DENSITY/pcd(0)=0

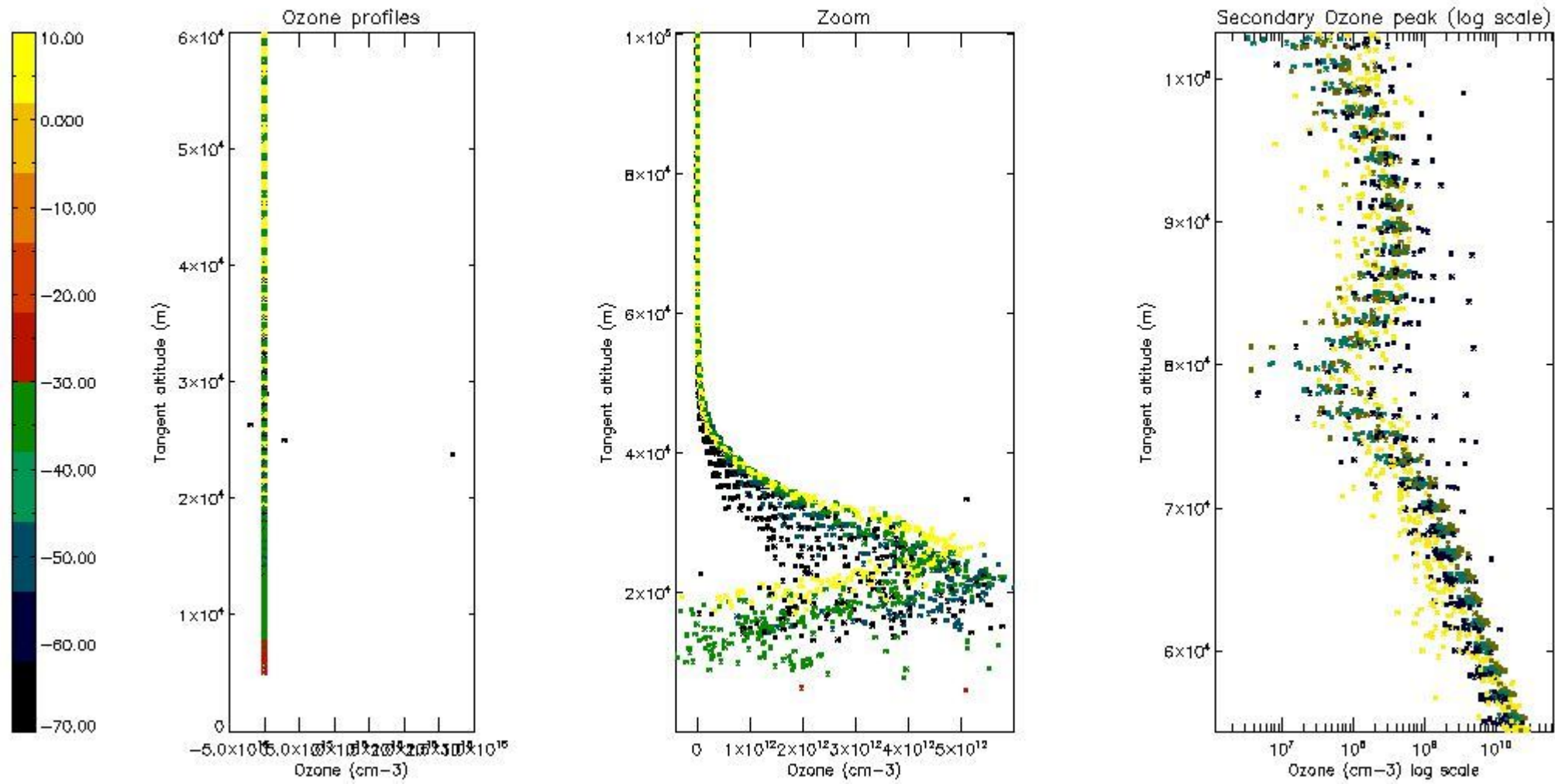
So, the table below shows the percentage of dark limb and valid observations for each criteria with respect to the overall valid daily observations.

Criteria	% of total production
All STD	36
STD < 20	19

STD < 10	14
STD < 5	6

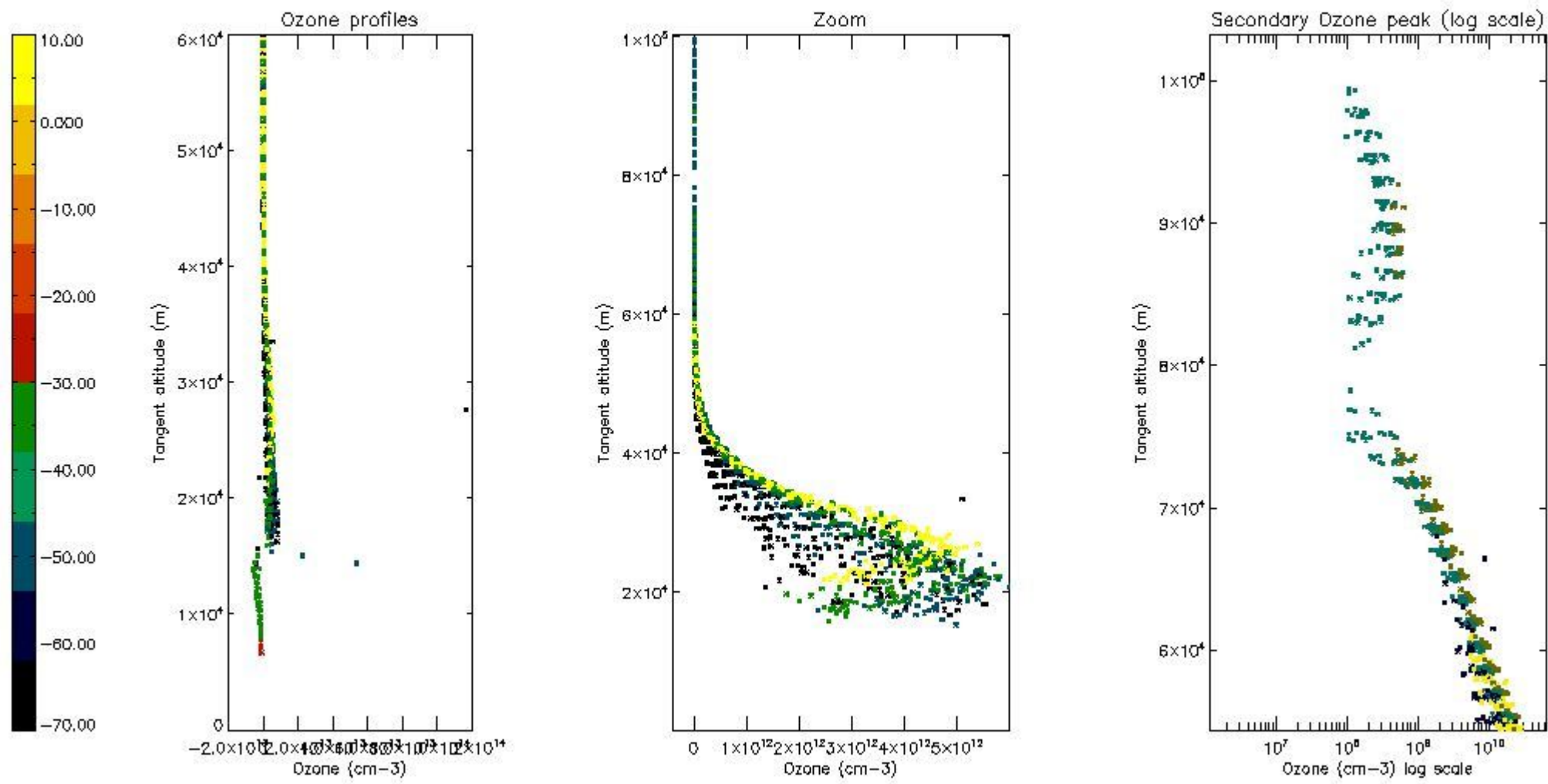
5.2 Plot ozone profiles for all STD (dark without errors)

The colorbar represents the latitude.



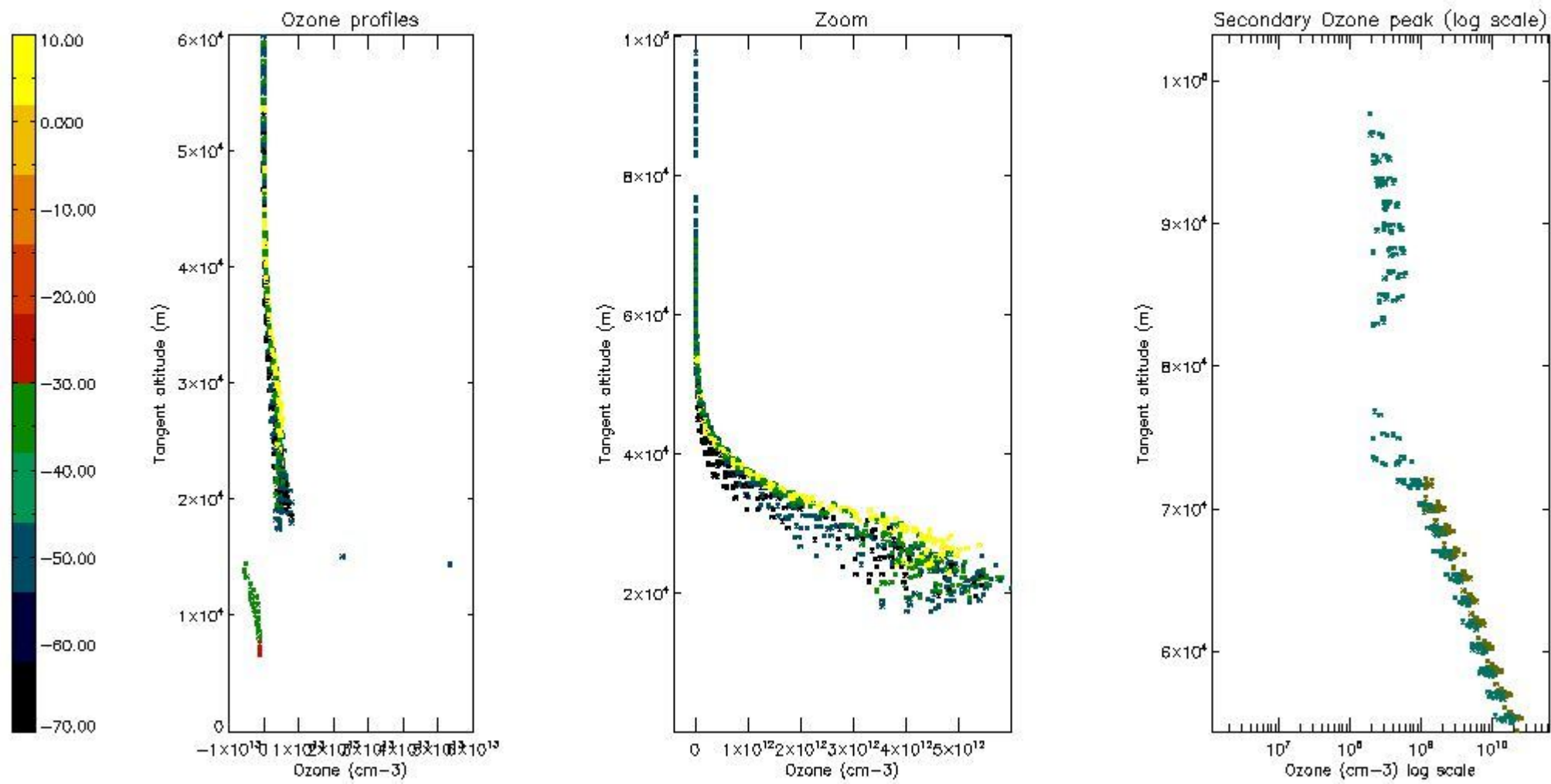
5.3 Plot ozone profiles where STD < 20% (dark without errors)

The colorbar represents the latitude.



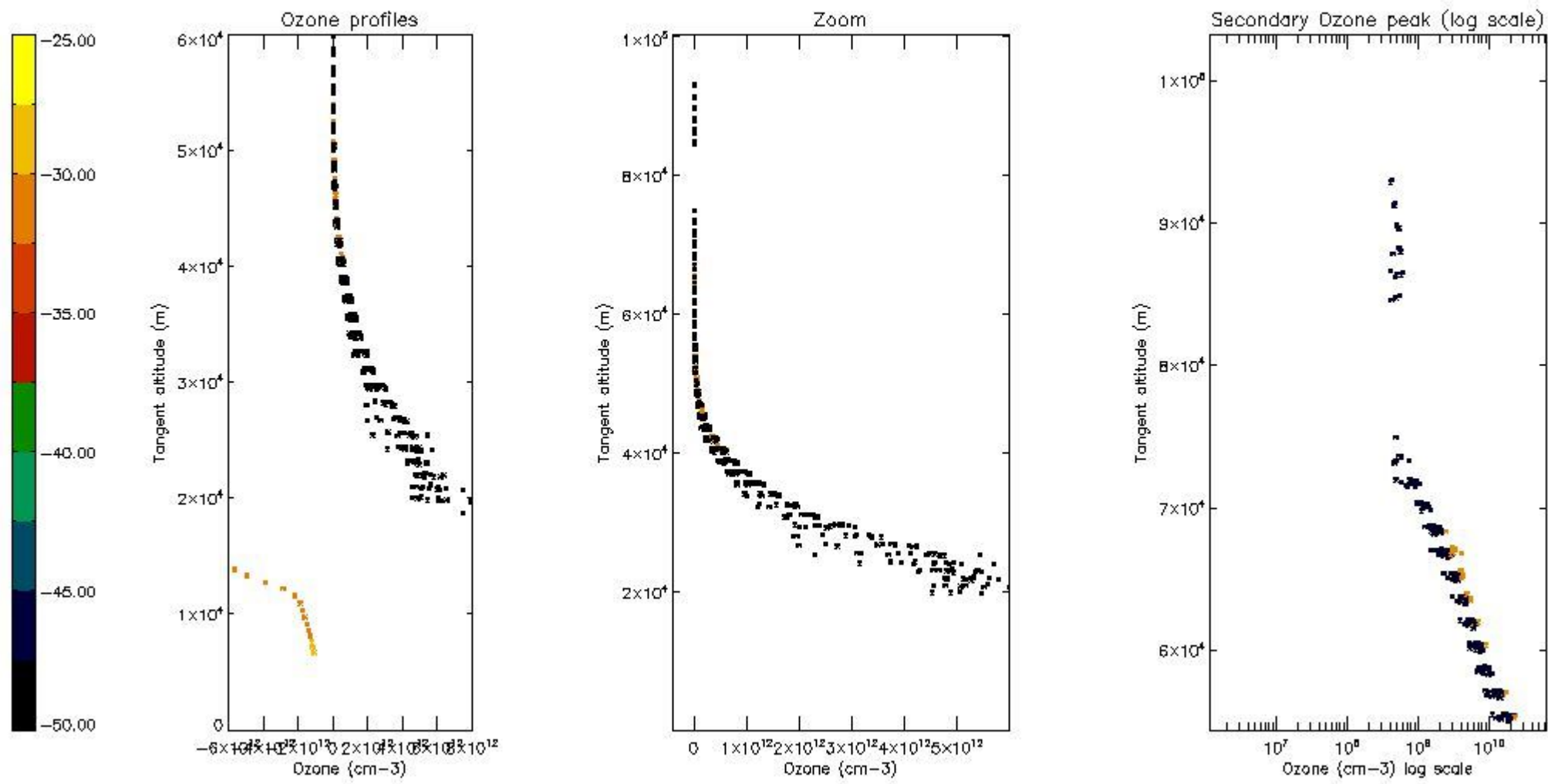
5.4 Plot ozone profiles where STD < 10% (dark without errors)

The colorbar represents the latitude.



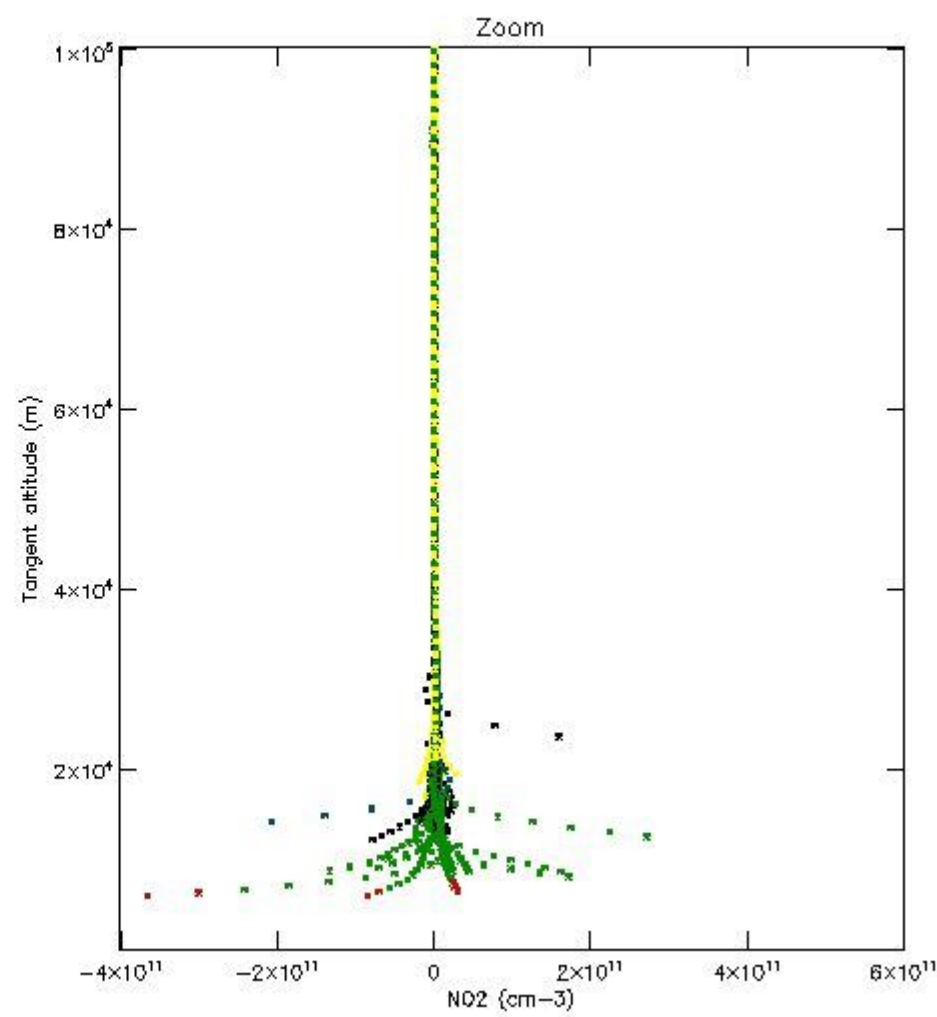
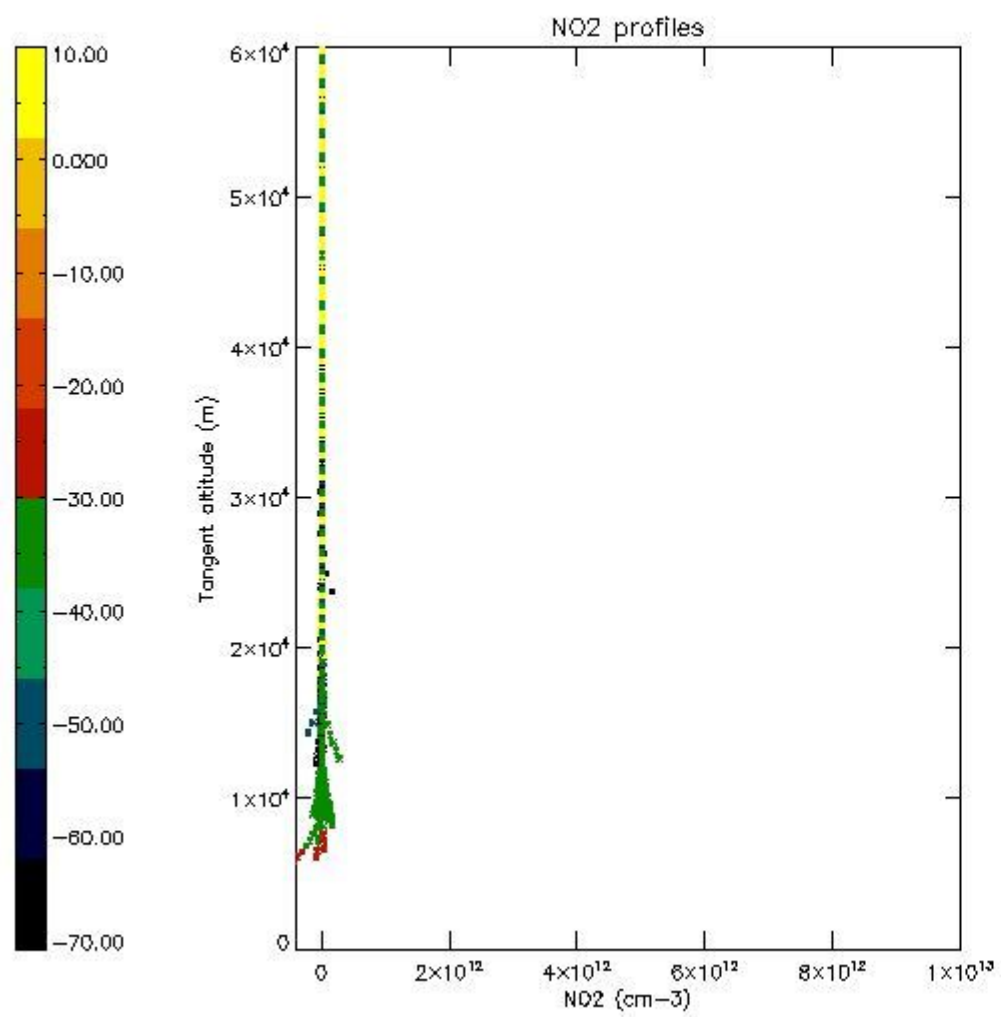
5.5 Plot ozone profiles where STD < 5% (dark without errors)

The colorbar represents the latitude.



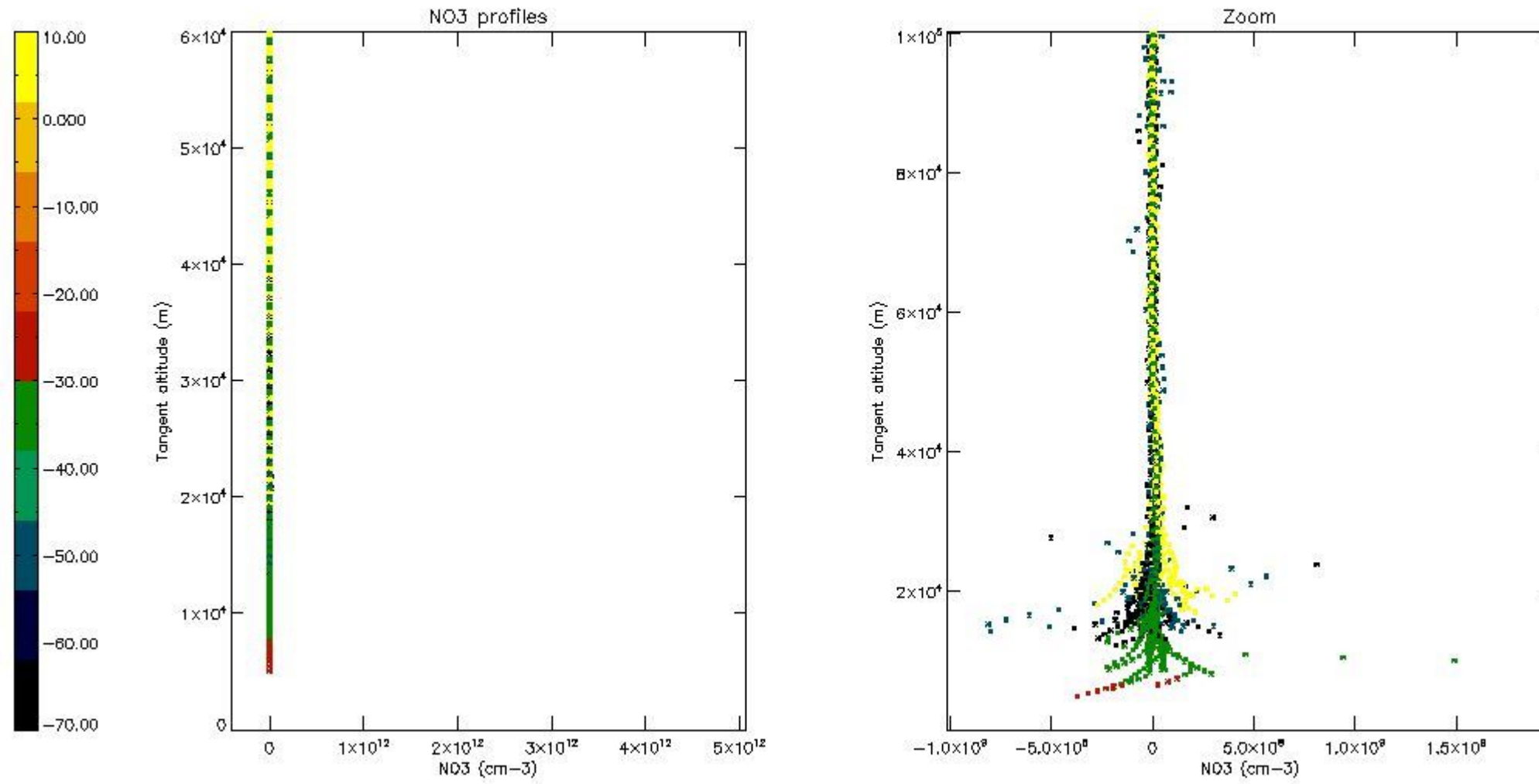
5.6 Plot NO₂ profiles for all STD (dark without errors)

The colorbar represents the latitude.



5.7 Plot NO3 profiles for all STD (dark without errors)

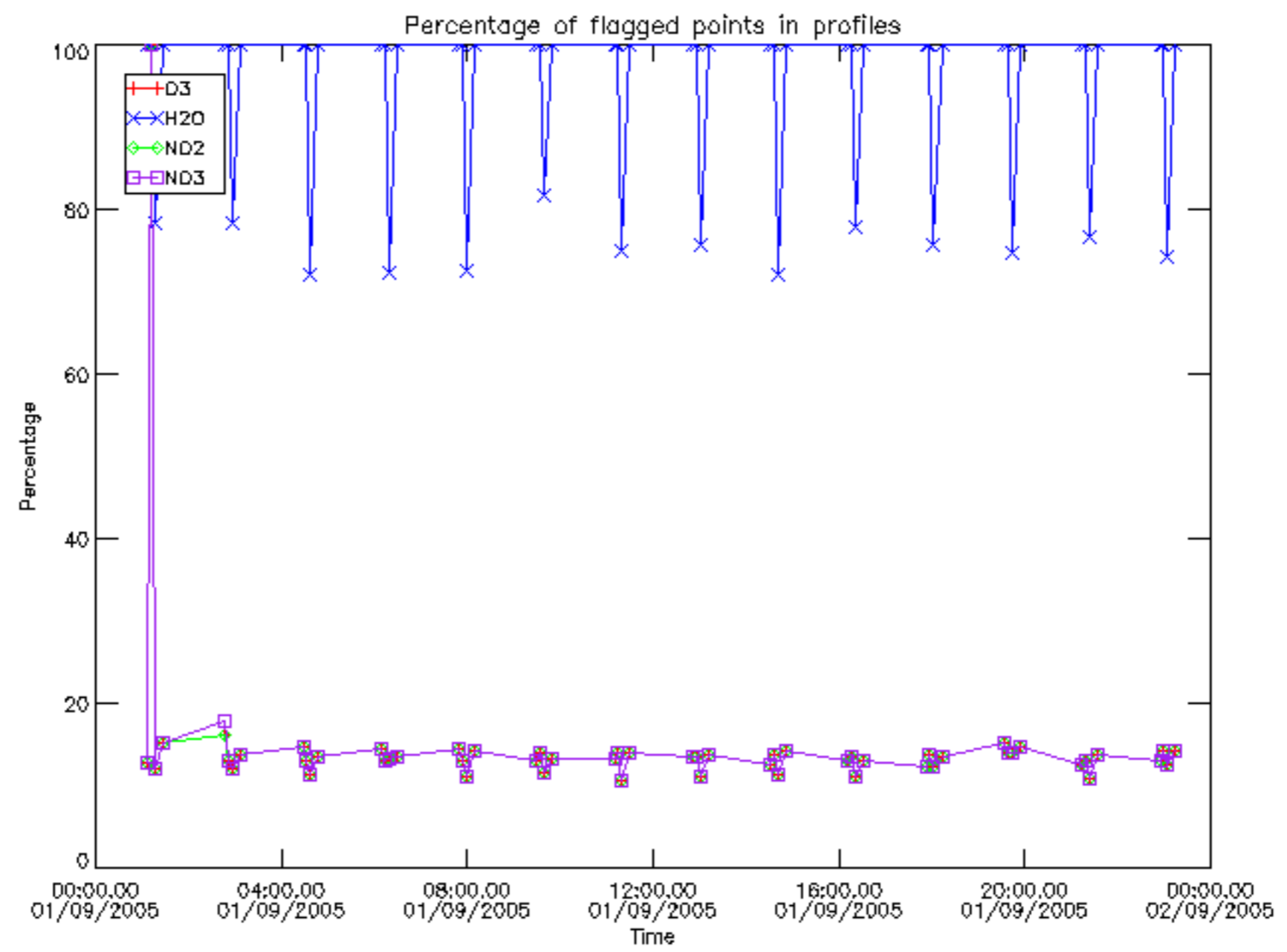
The colorbar represents the latitude.



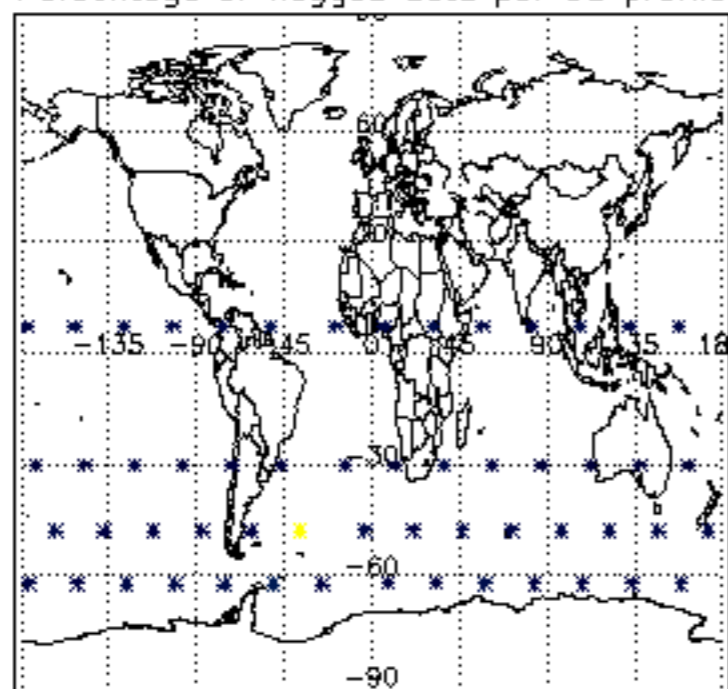
6. Auxiliary Data Files used for the production reported in section 2

The number reported in the third column indicates since which file (see list in section 2) the corresponding auxiliary file has been used. The fourth column is the date of those product files.

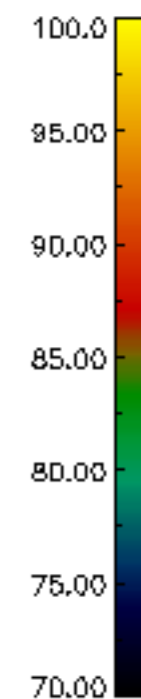
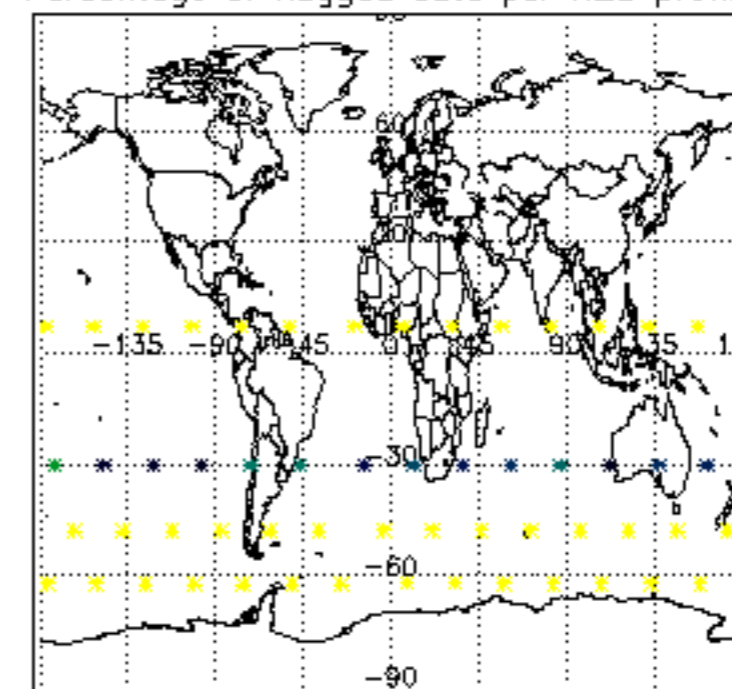
Type	Auxiliary Filename	Used since product	Used since product date
INST_PHYS_CHARACTERISTICS	GOM_INS_AXVIEC20091111_143220_20030716_120000_20500101_000000	1	01-SEP-2005 00:20:44
LEVEL-2_PROC_CONFIG	GOM_PR2_AXVIEC20091111_152718_20020301_000000_20500101_000000	1	01-SEP-2005 00:20:44
CROSS_SECTIONS_FILE	GOM_CRS_AXVIEC20091111_154832_20020301_000000_20500101_000000	1	01-SEP-2005 00:20:44



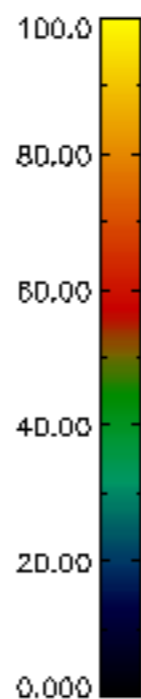
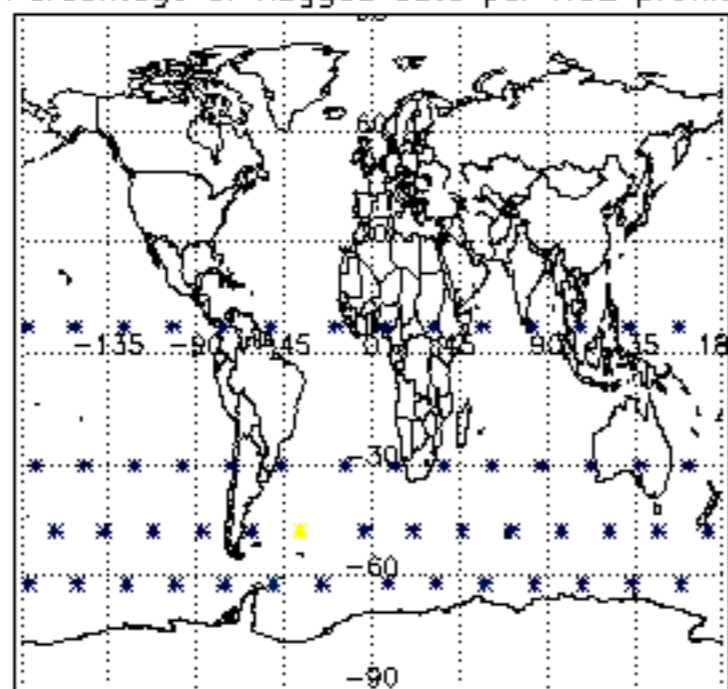
Percentage of flagged data per D3 profile



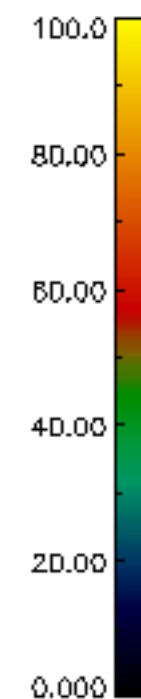
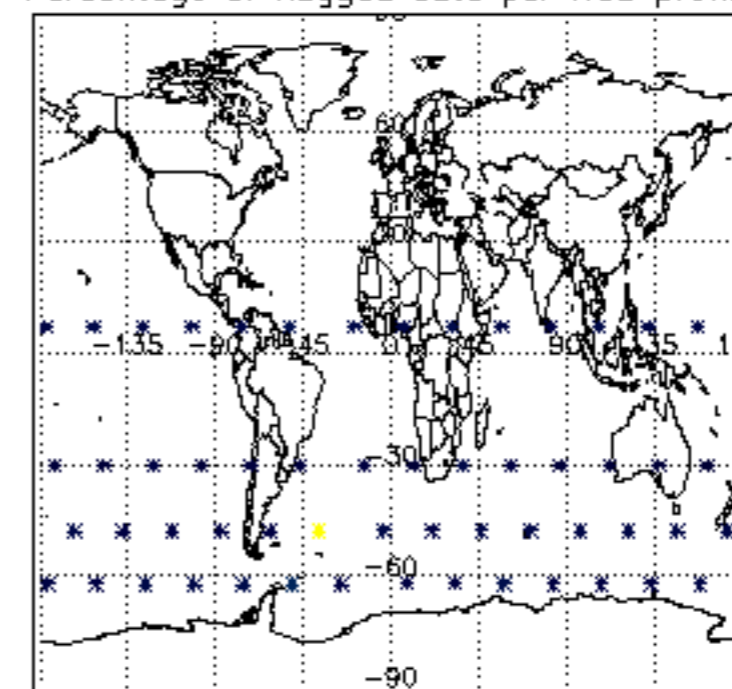
Percentage of flagged data per H2O profile

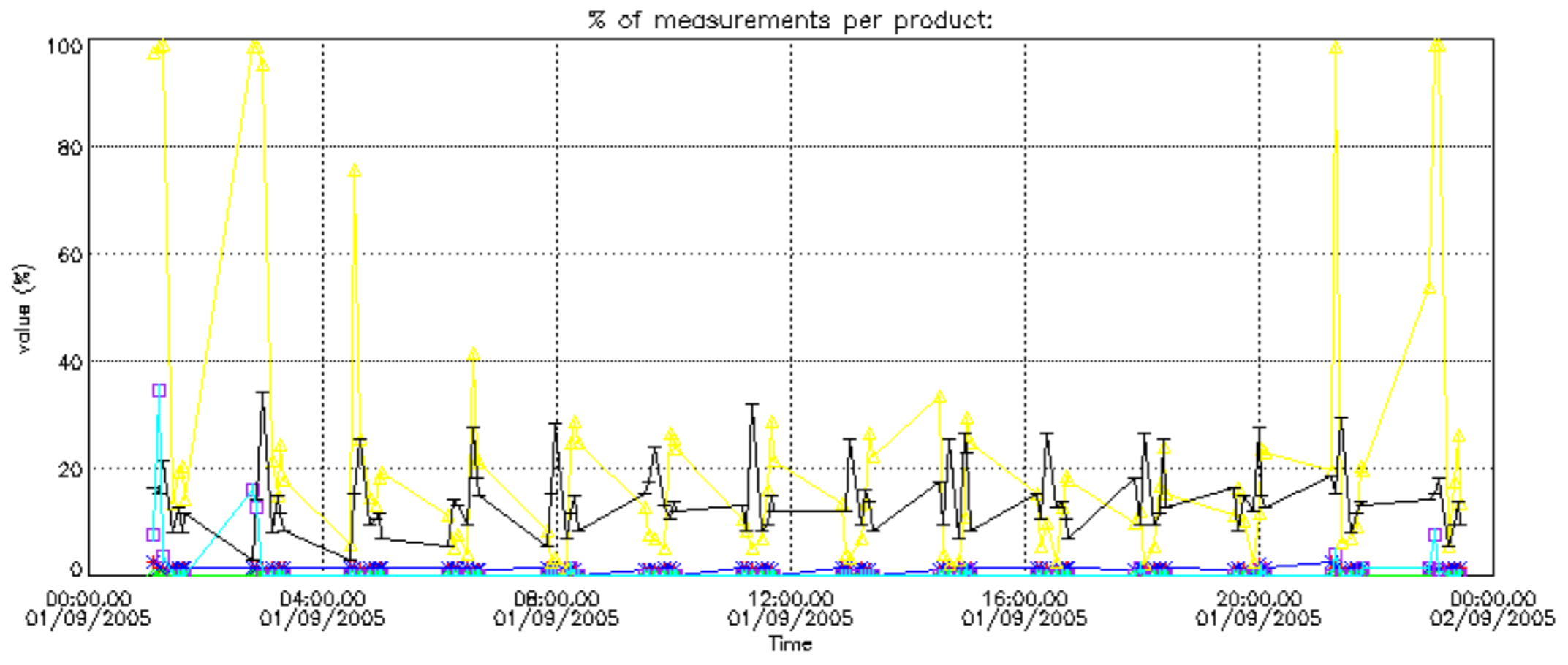


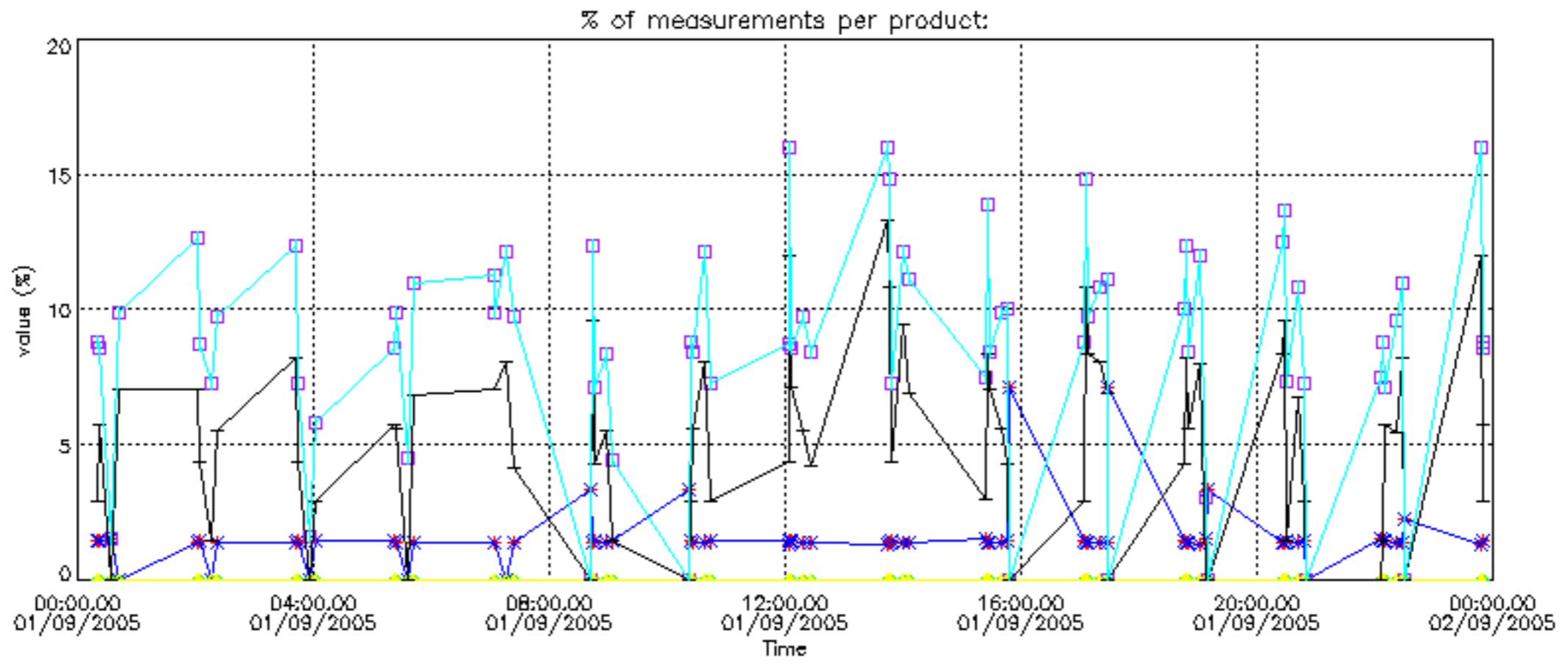
Percentage of flagged data per NO2 profile



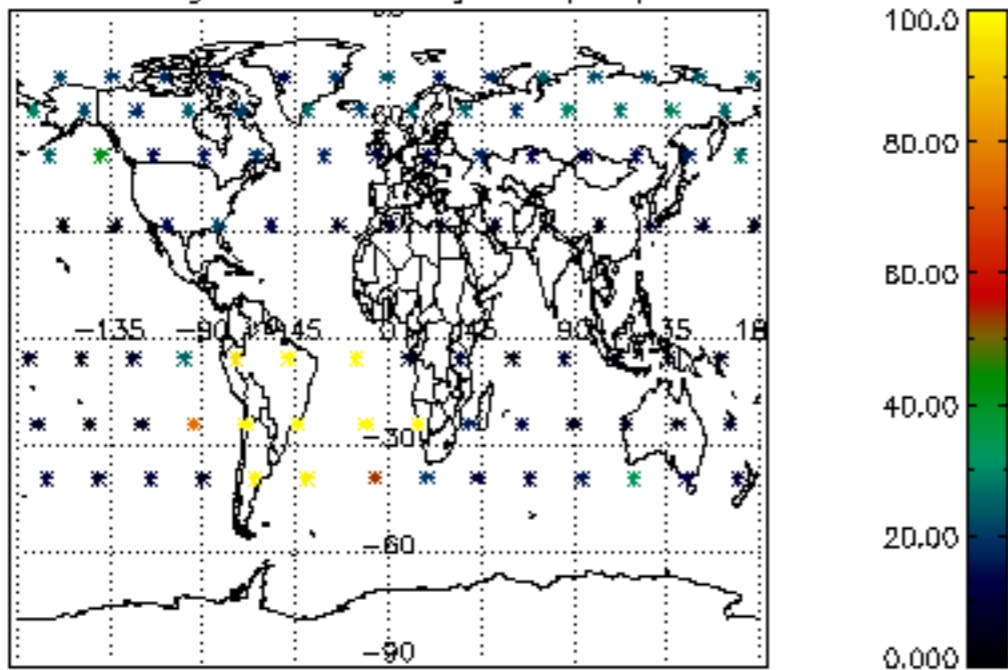
Percentage of flagged data per NO3 profile



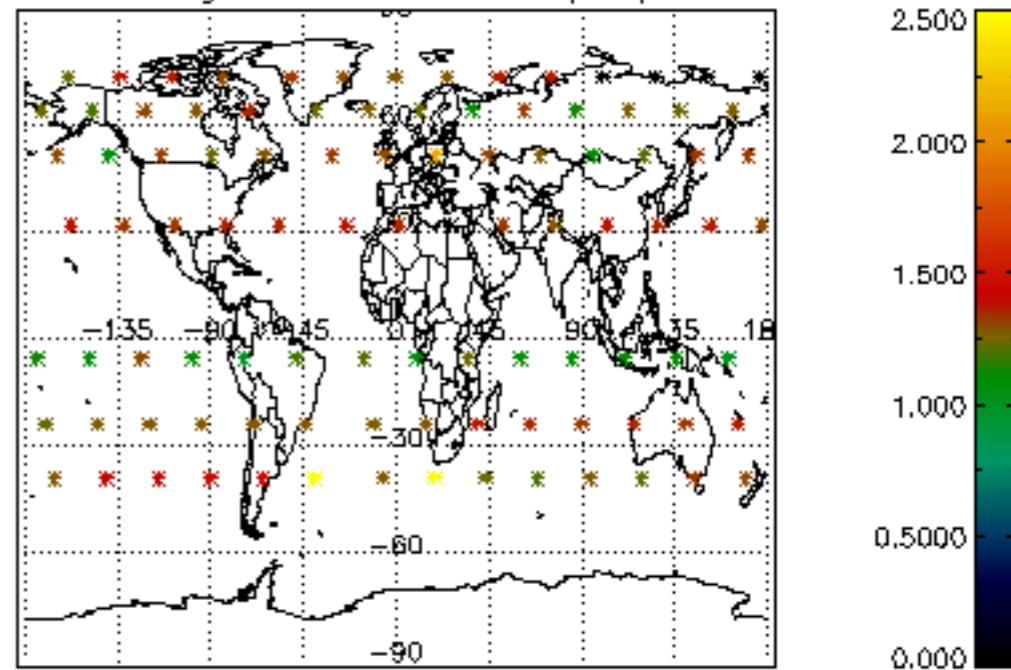




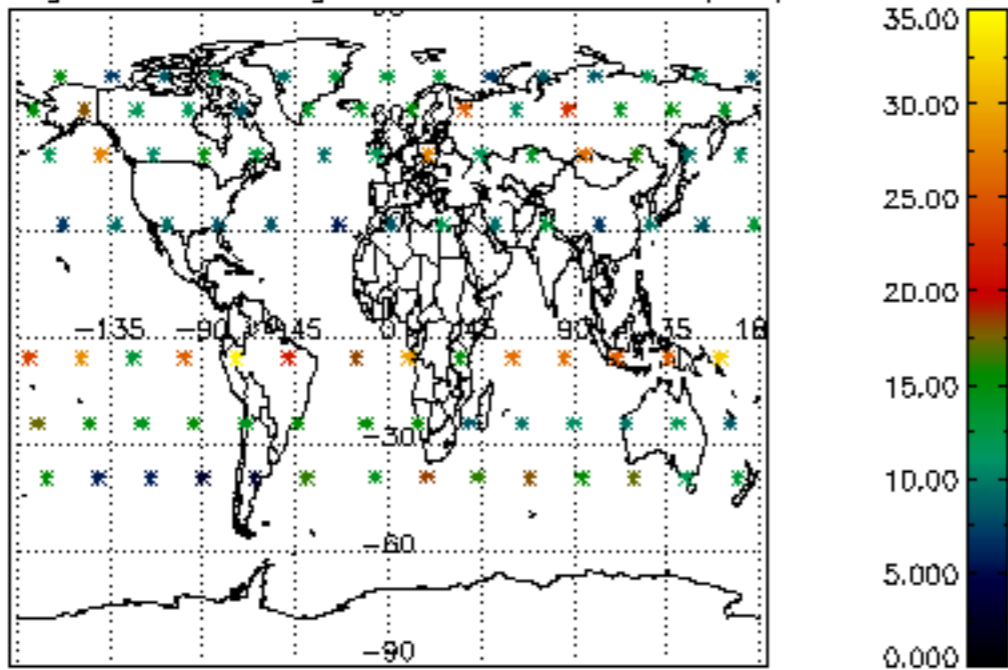
Percentage of cosmic ray hits per profile



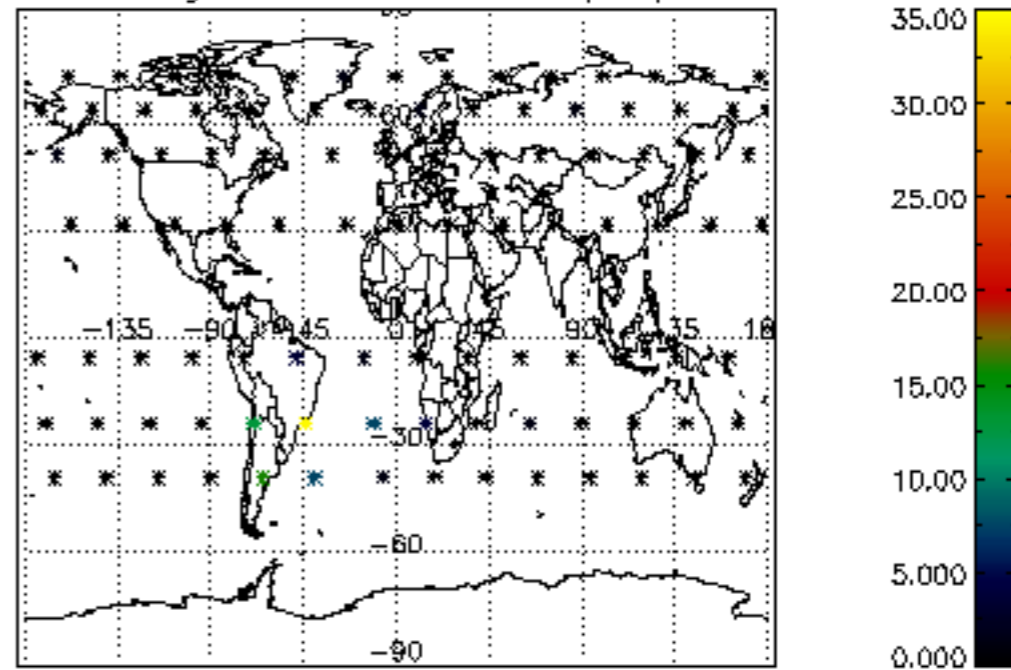
Percentage of datation errors per profile



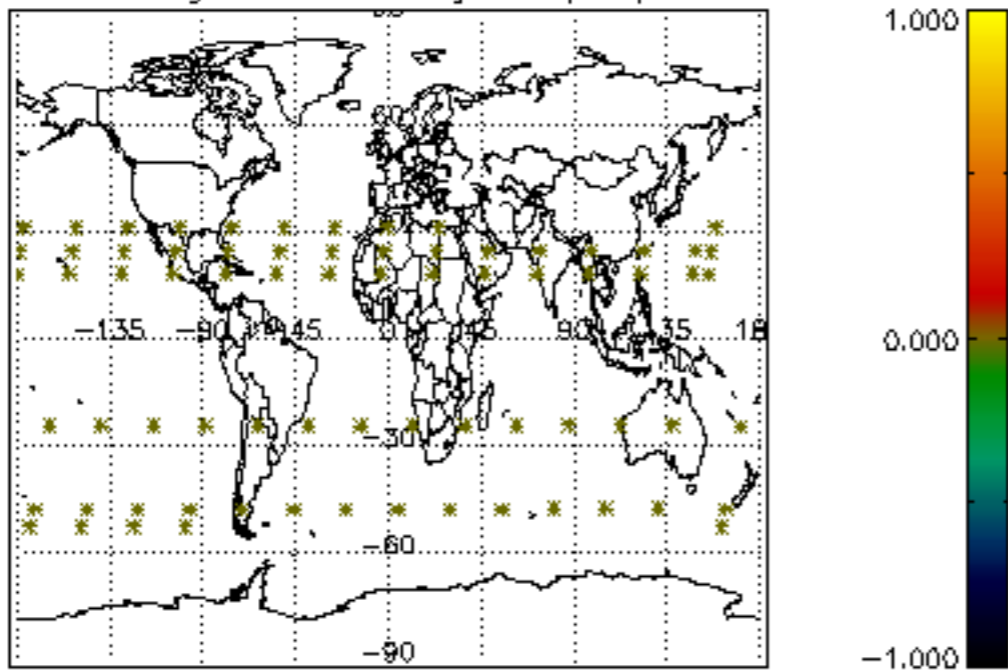
Percentage of star falling outside central band per profile



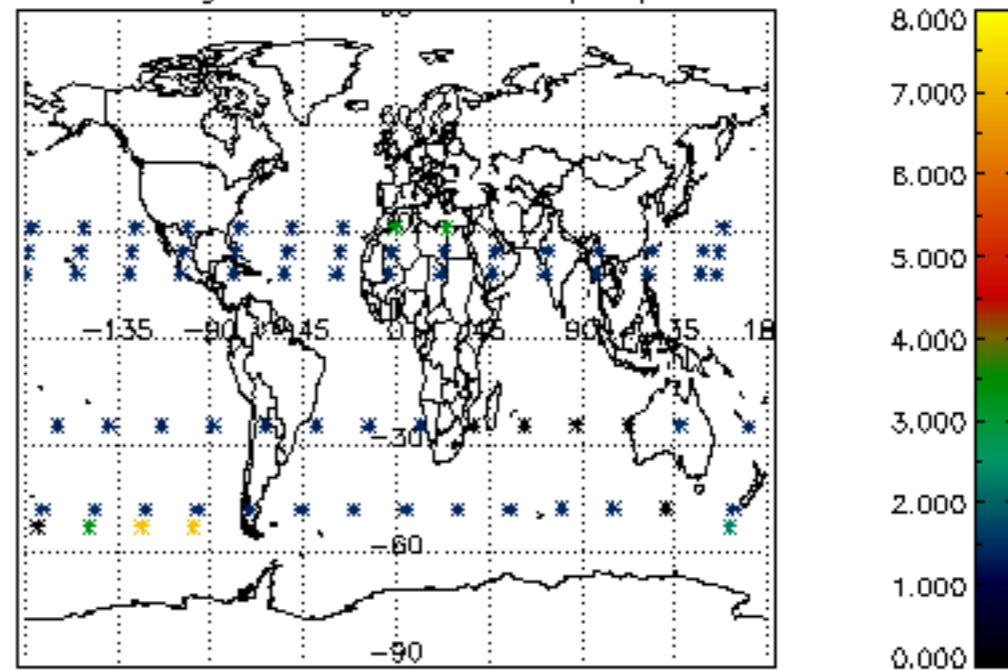
Percentage of saturation errors per profile



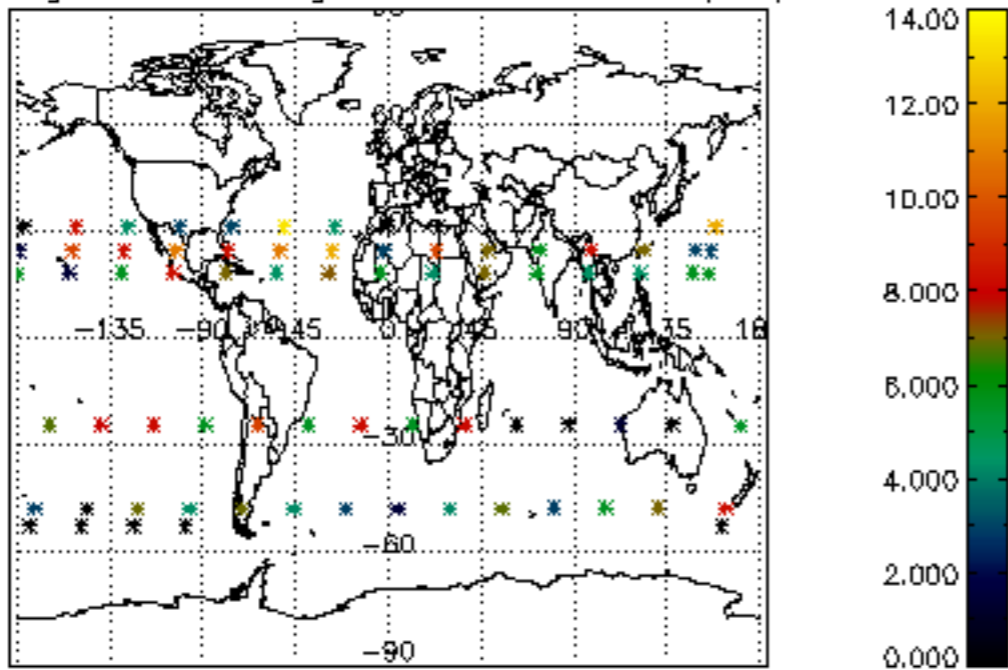
Percentage of cosmic ray hits per profile



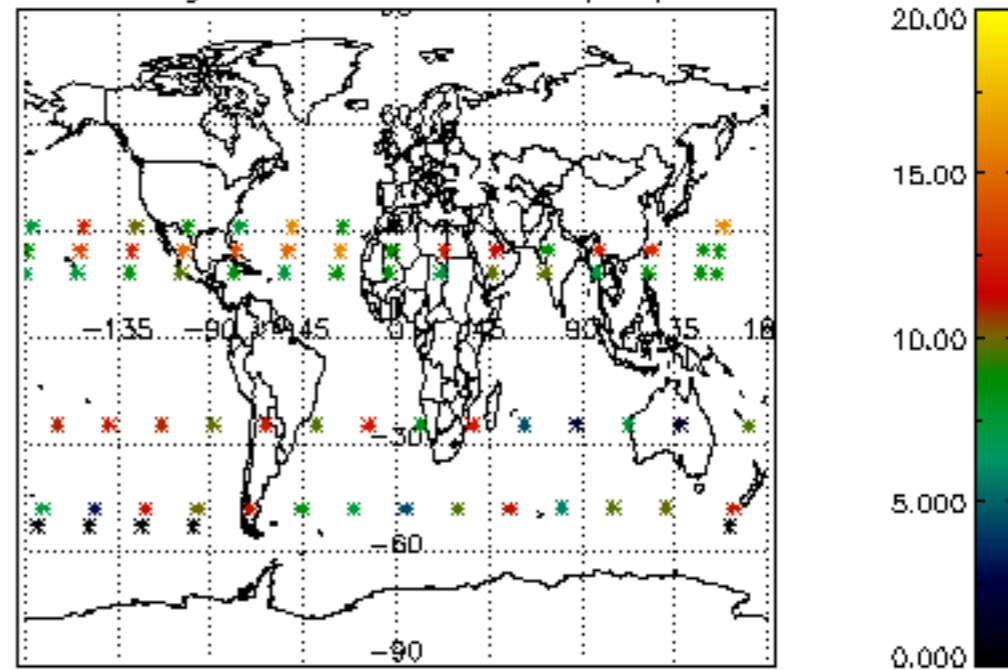
Percentage of datation errors per profile

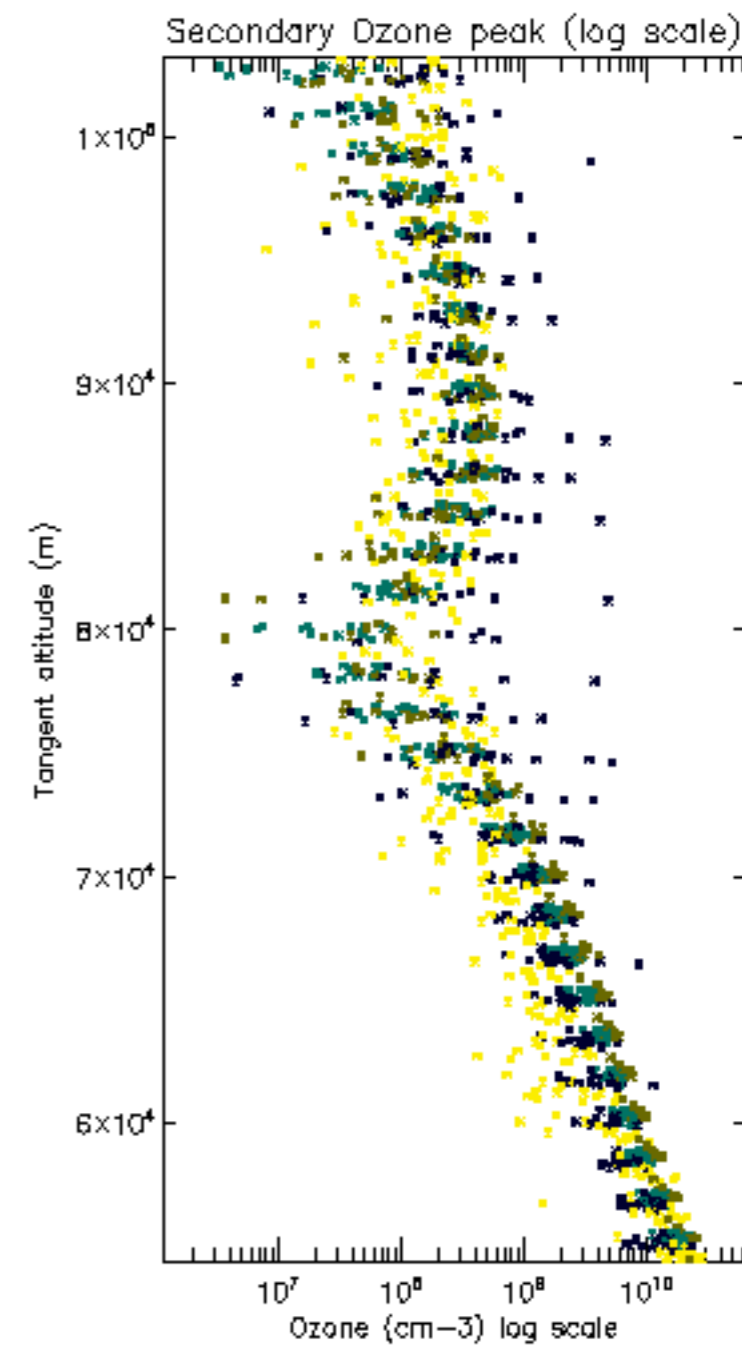
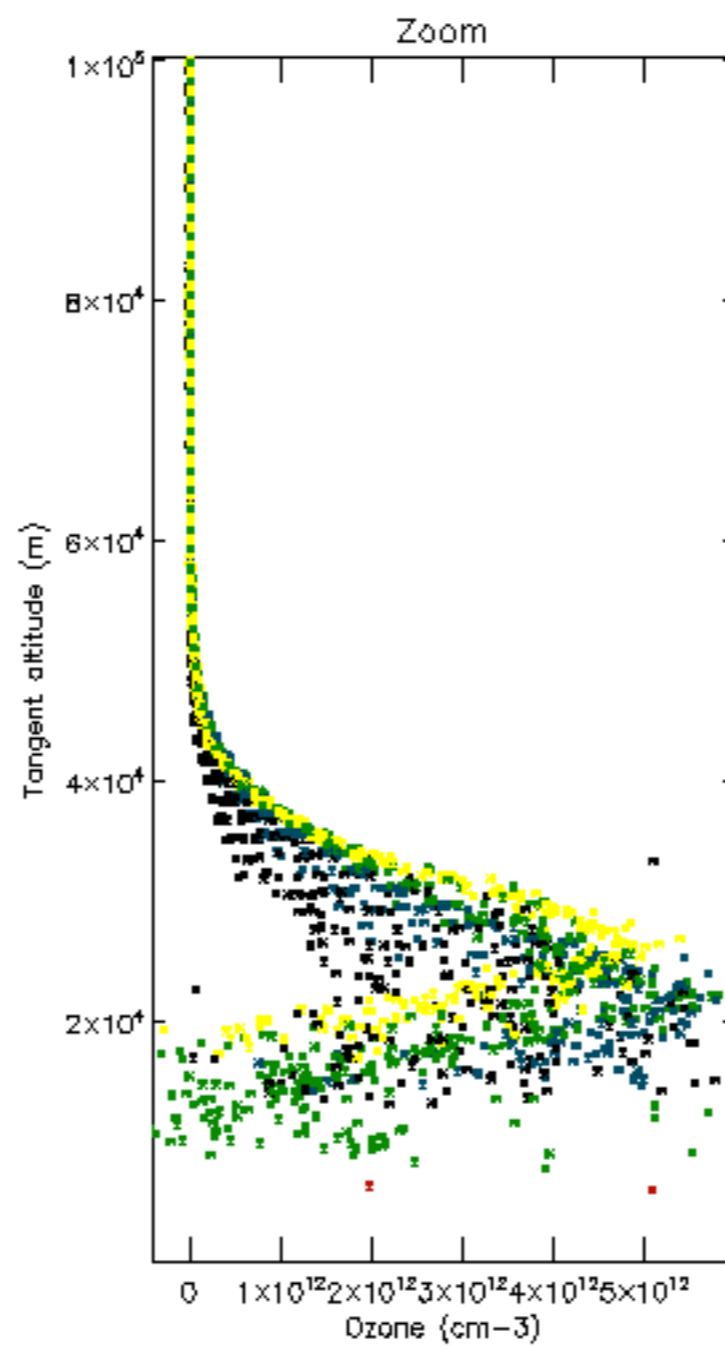
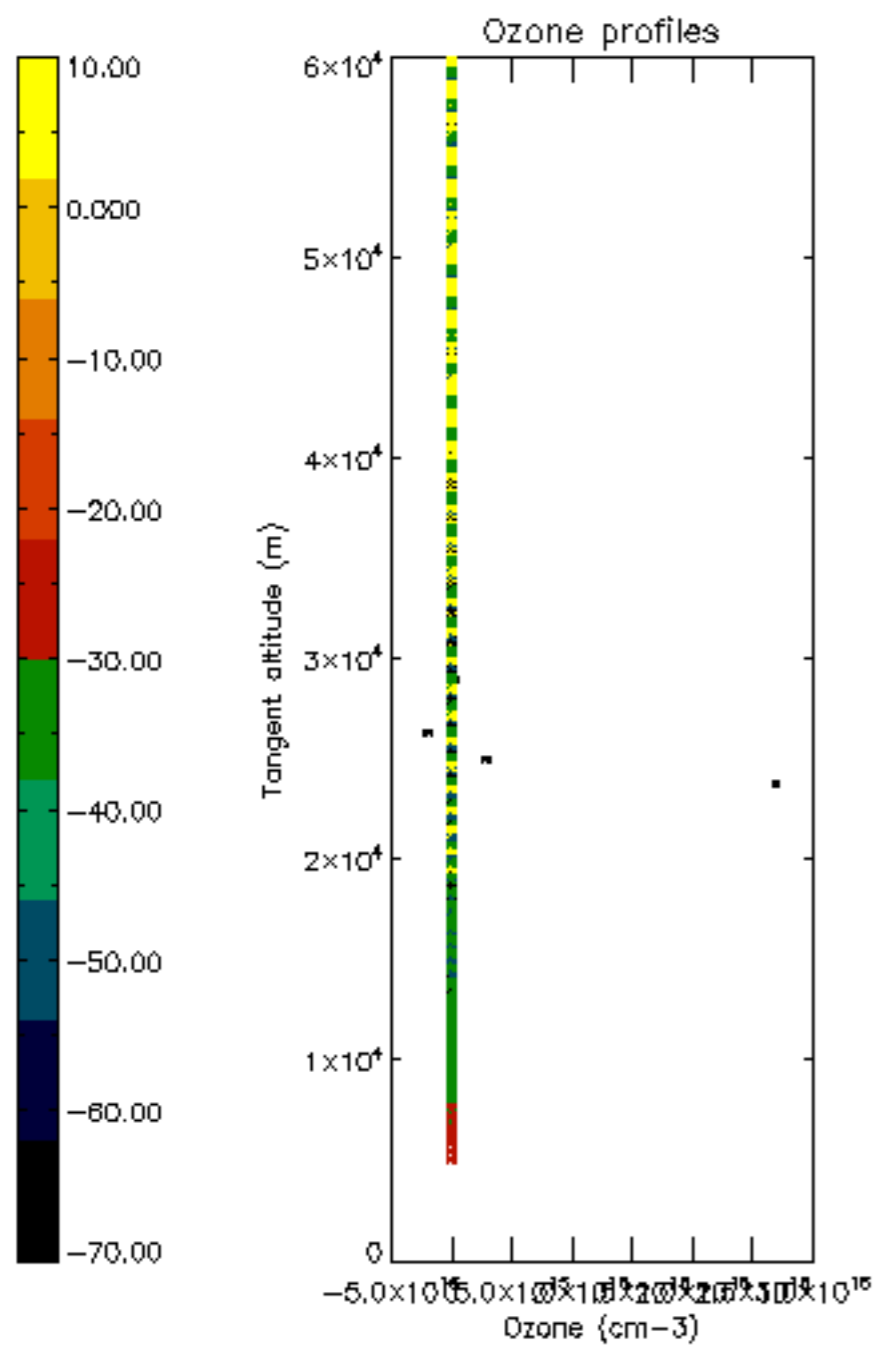


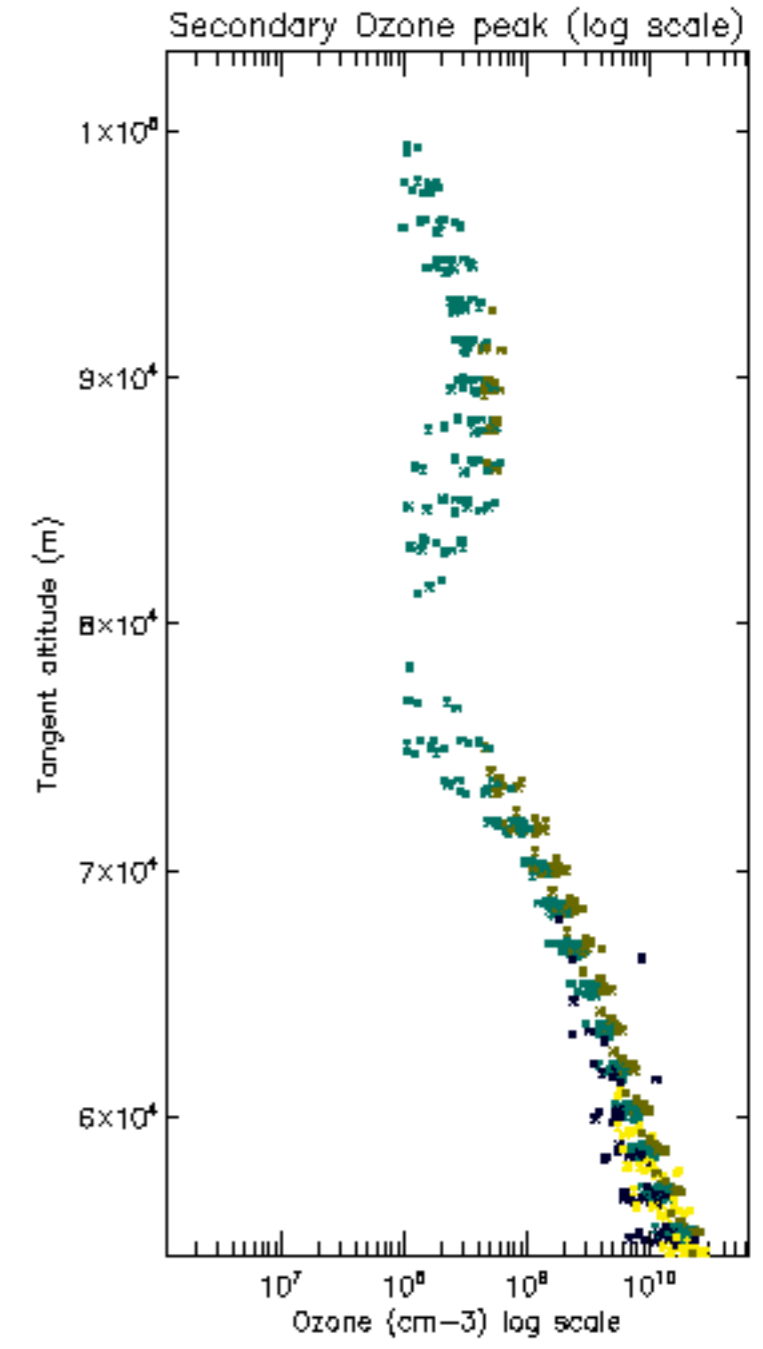
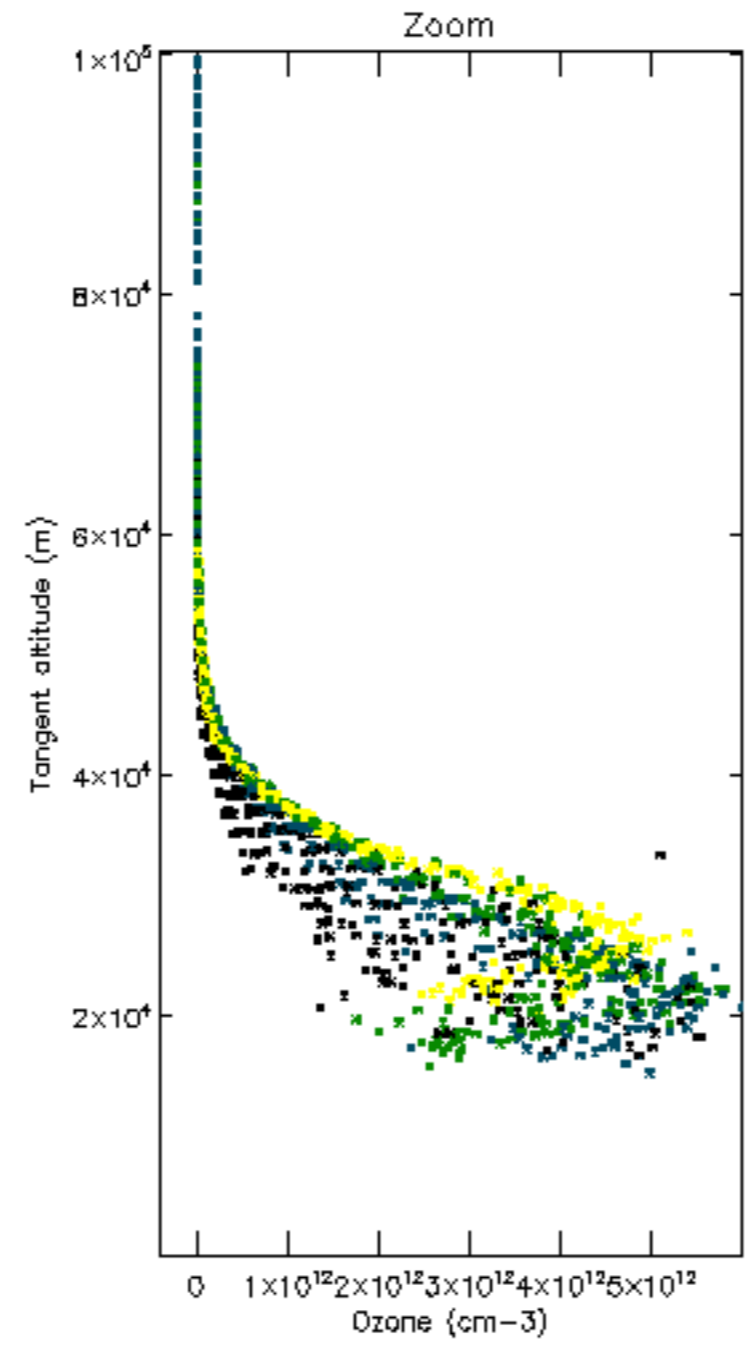
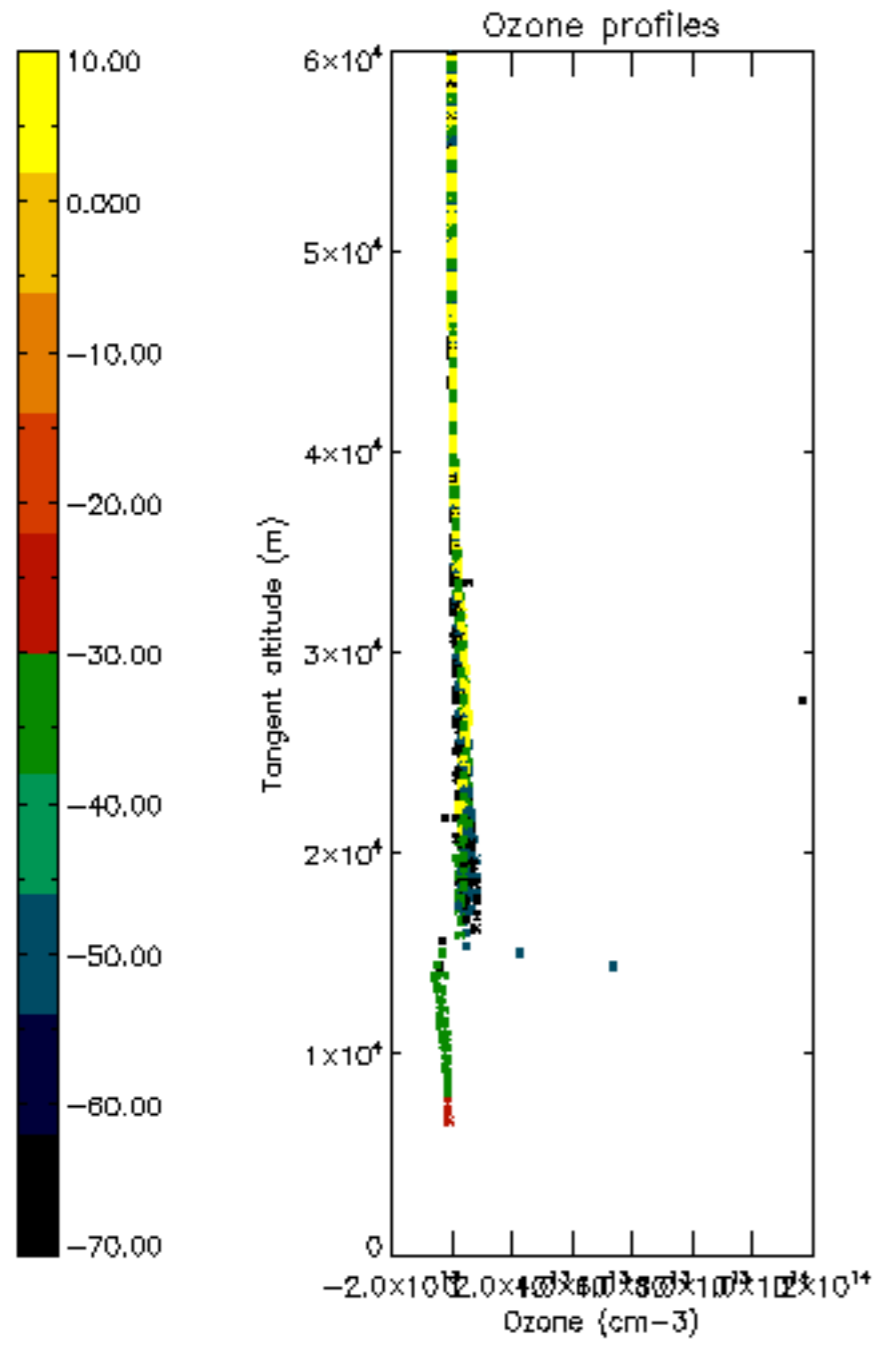
Percentage of star falling outside central band per profile

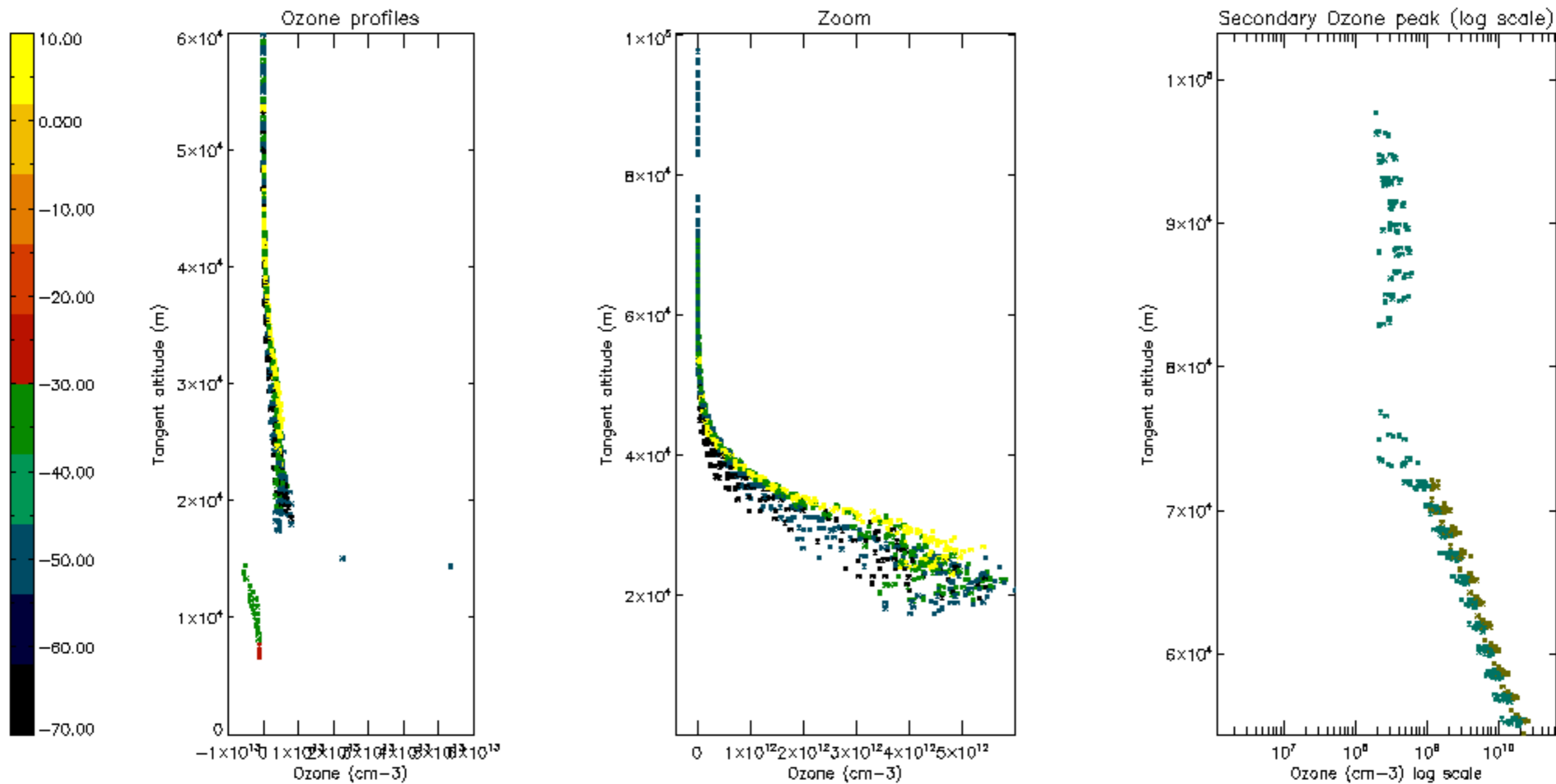


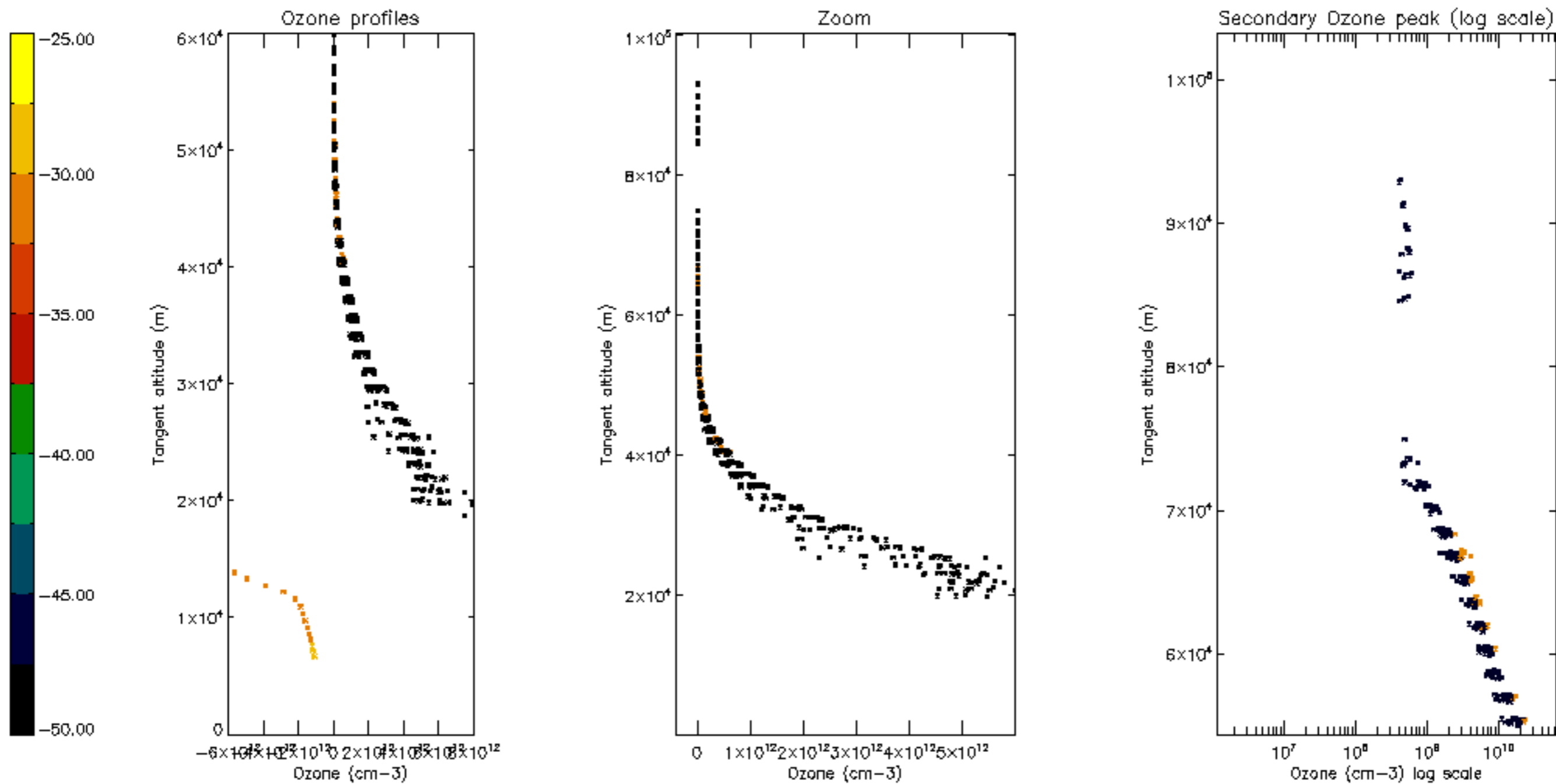
Percentage of saturation errors per profile

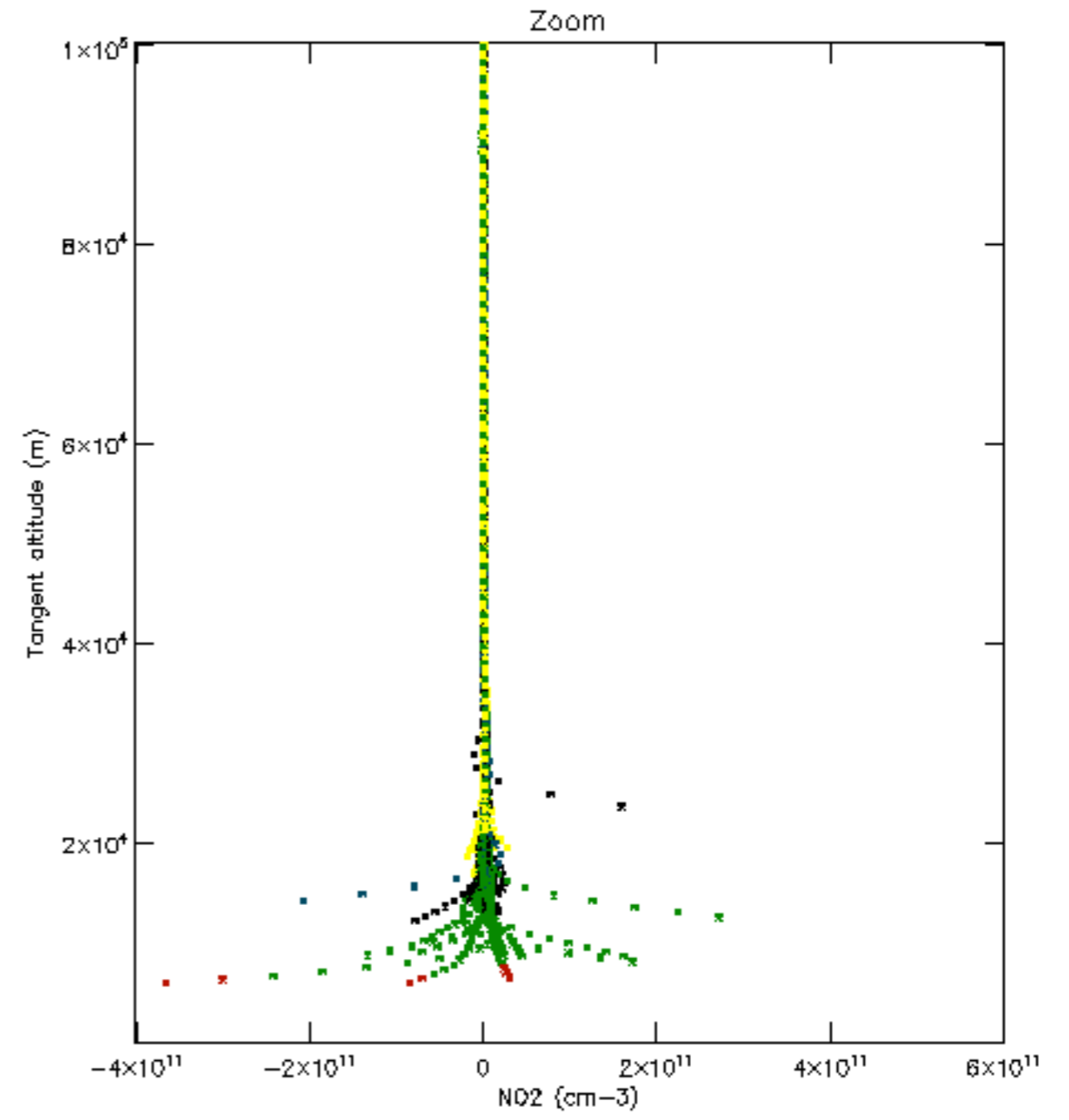
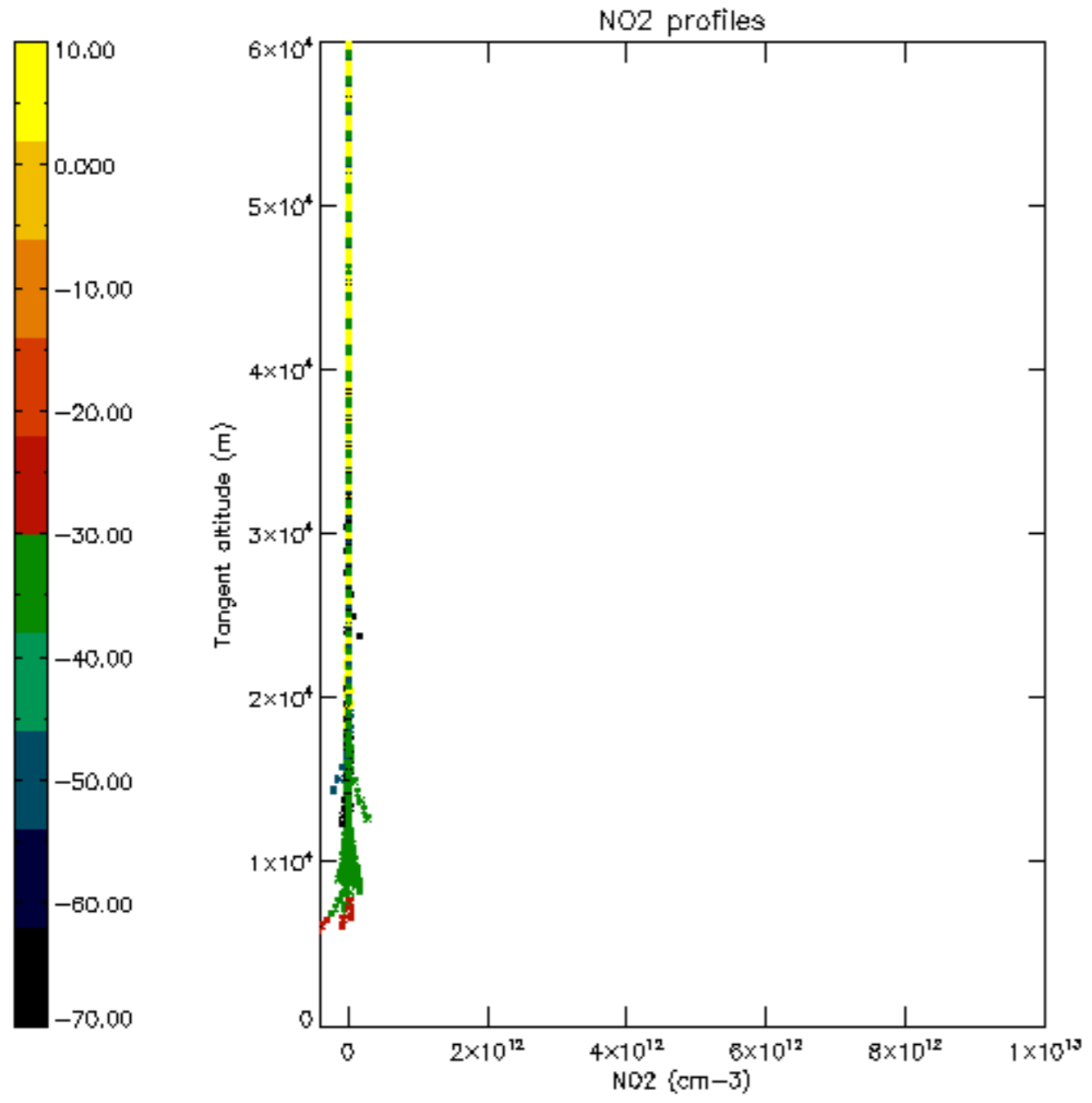


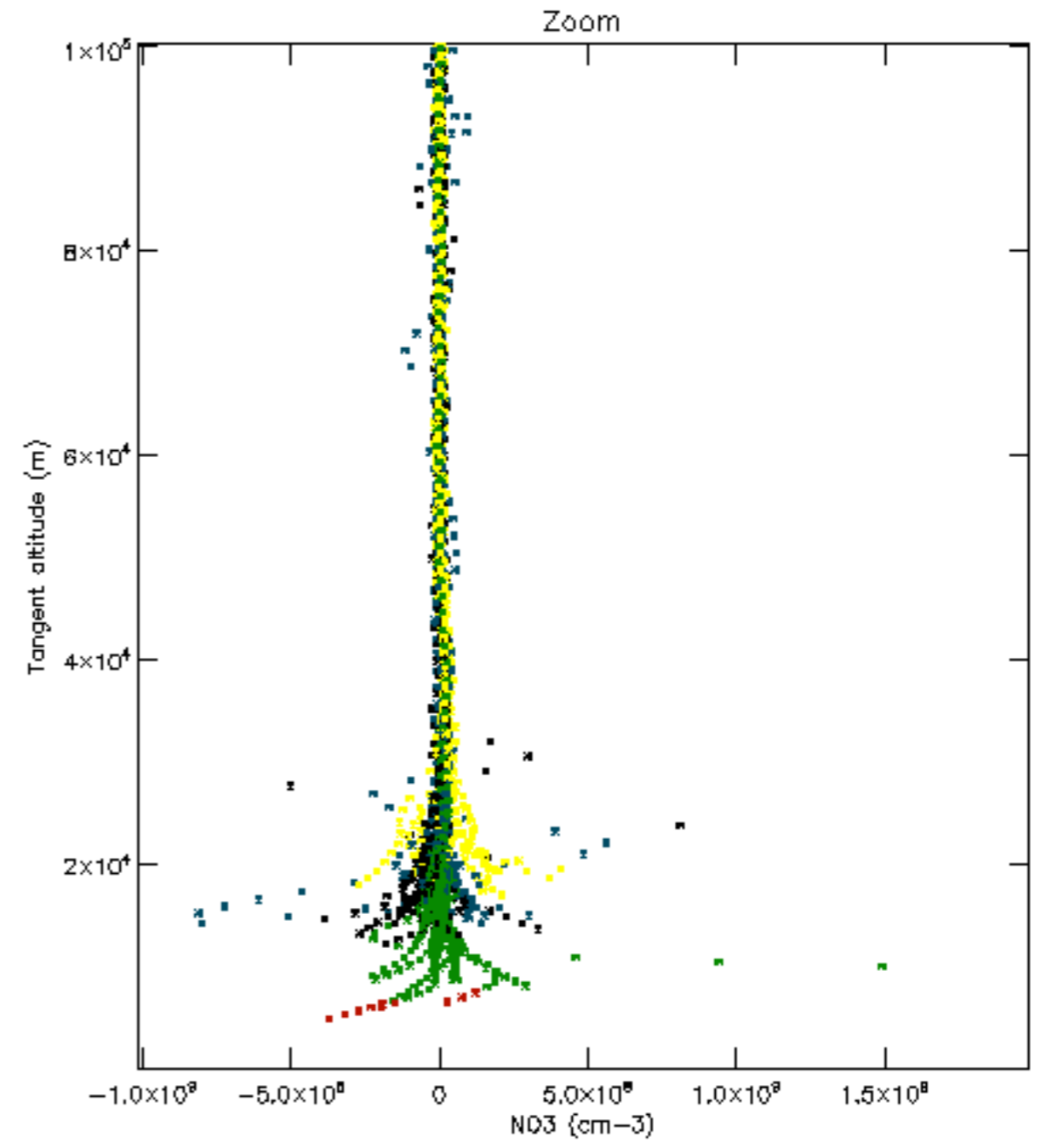
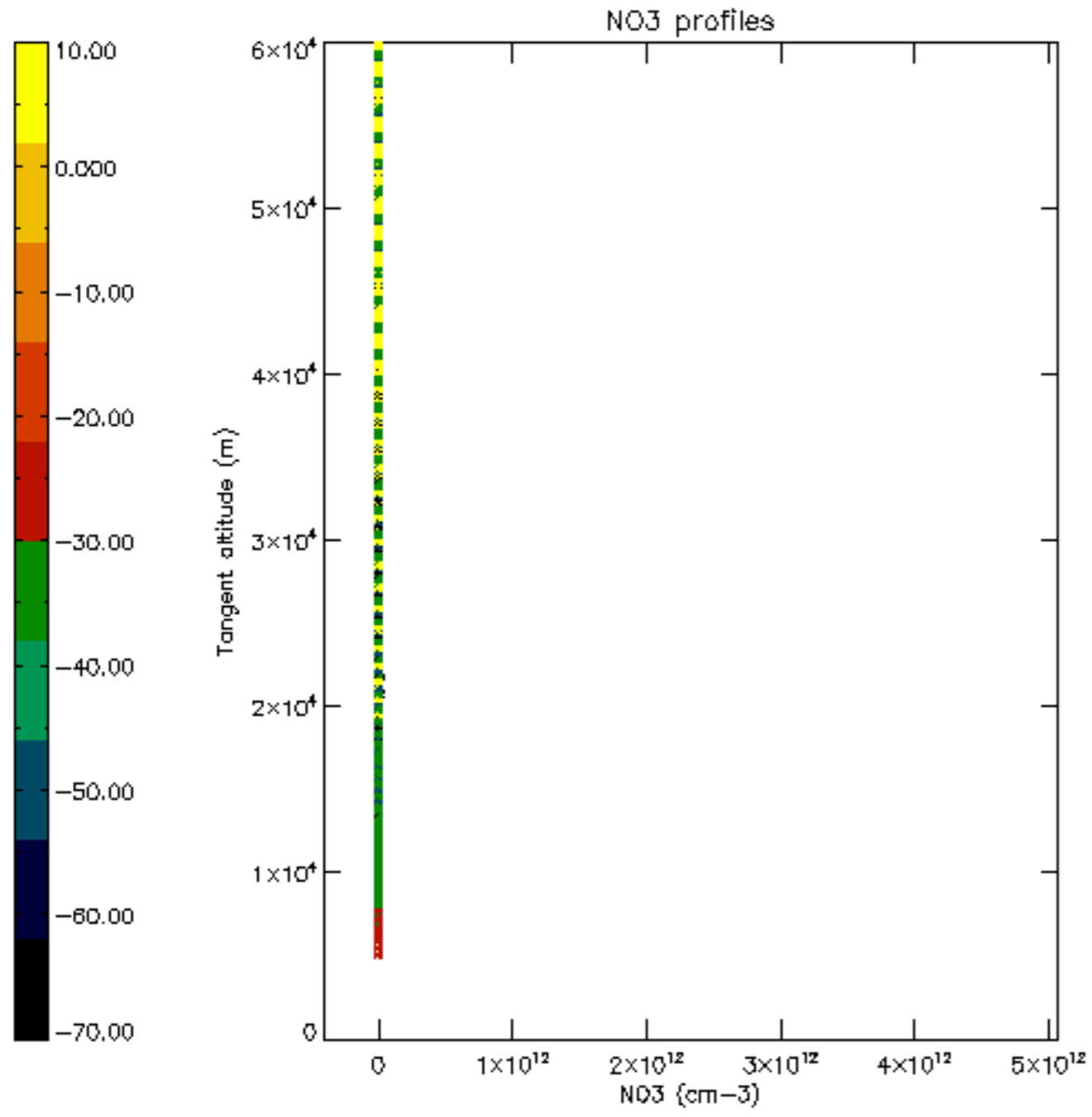


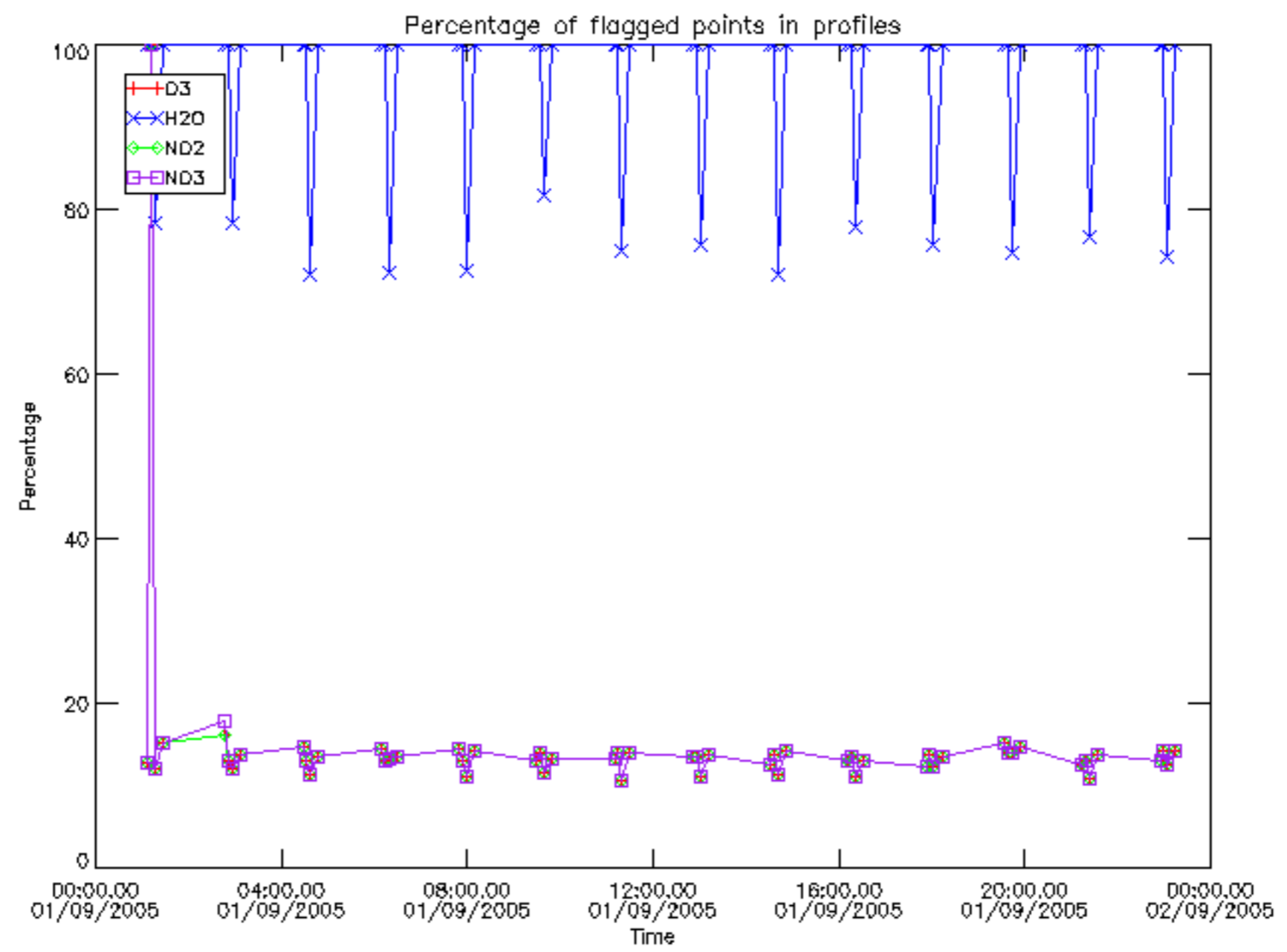




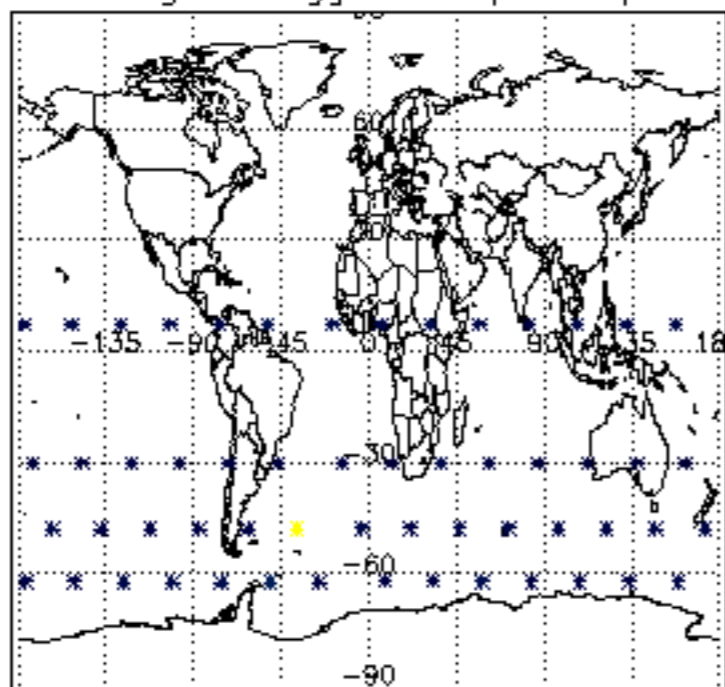




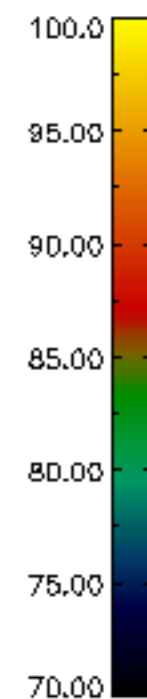
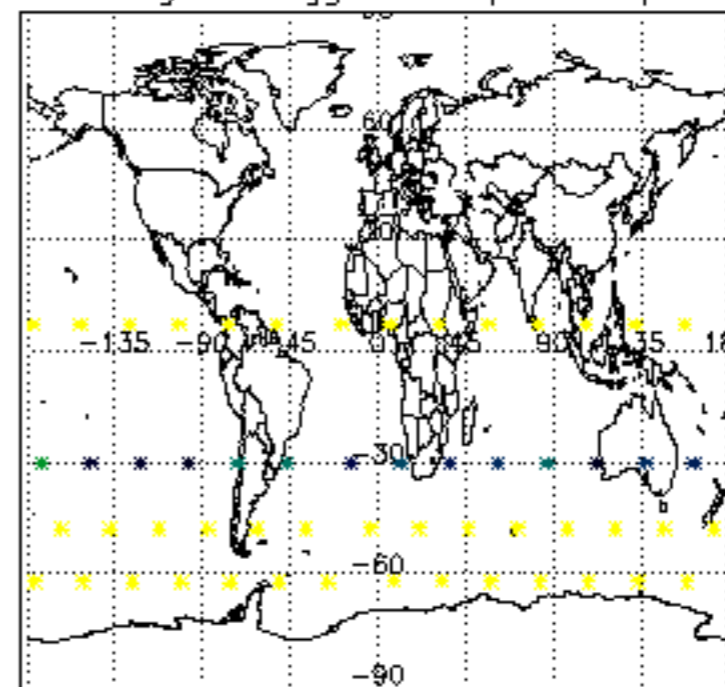




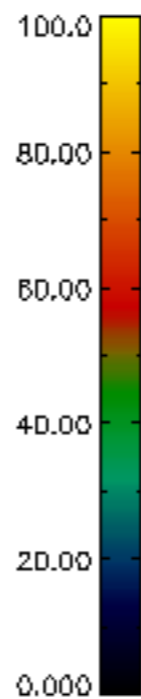
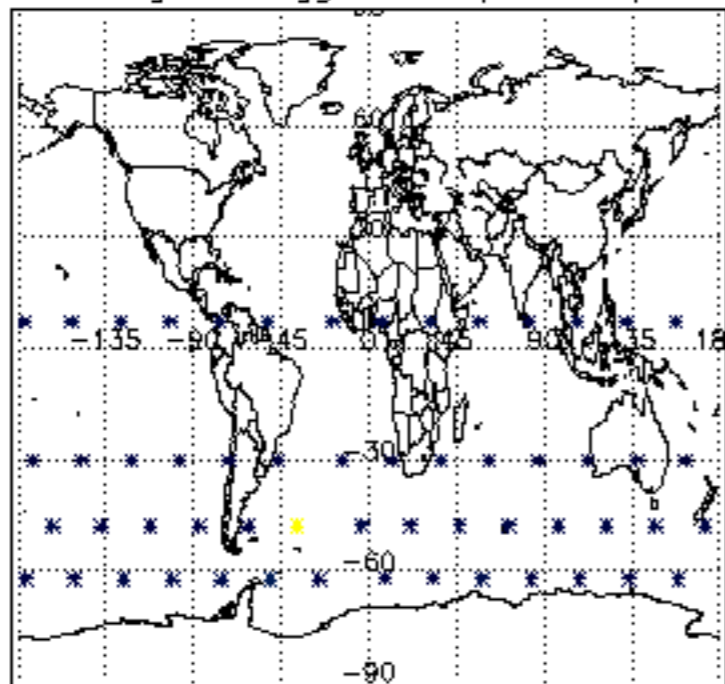
Percentage of flagged data per D3 profile



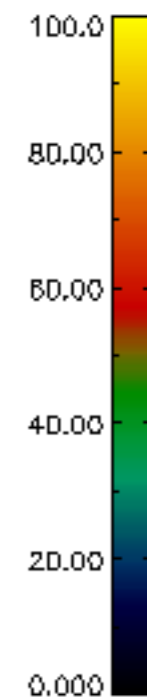
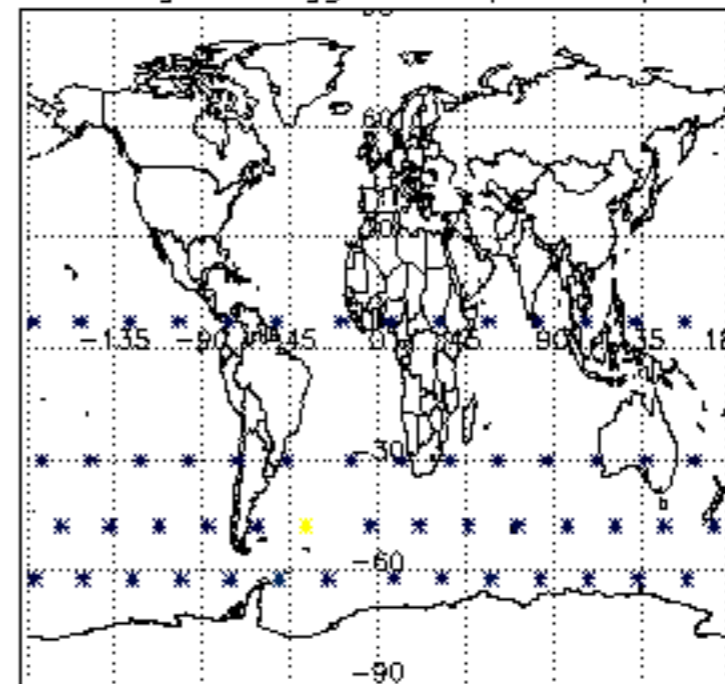
Percentage of flagged data per H2O profile

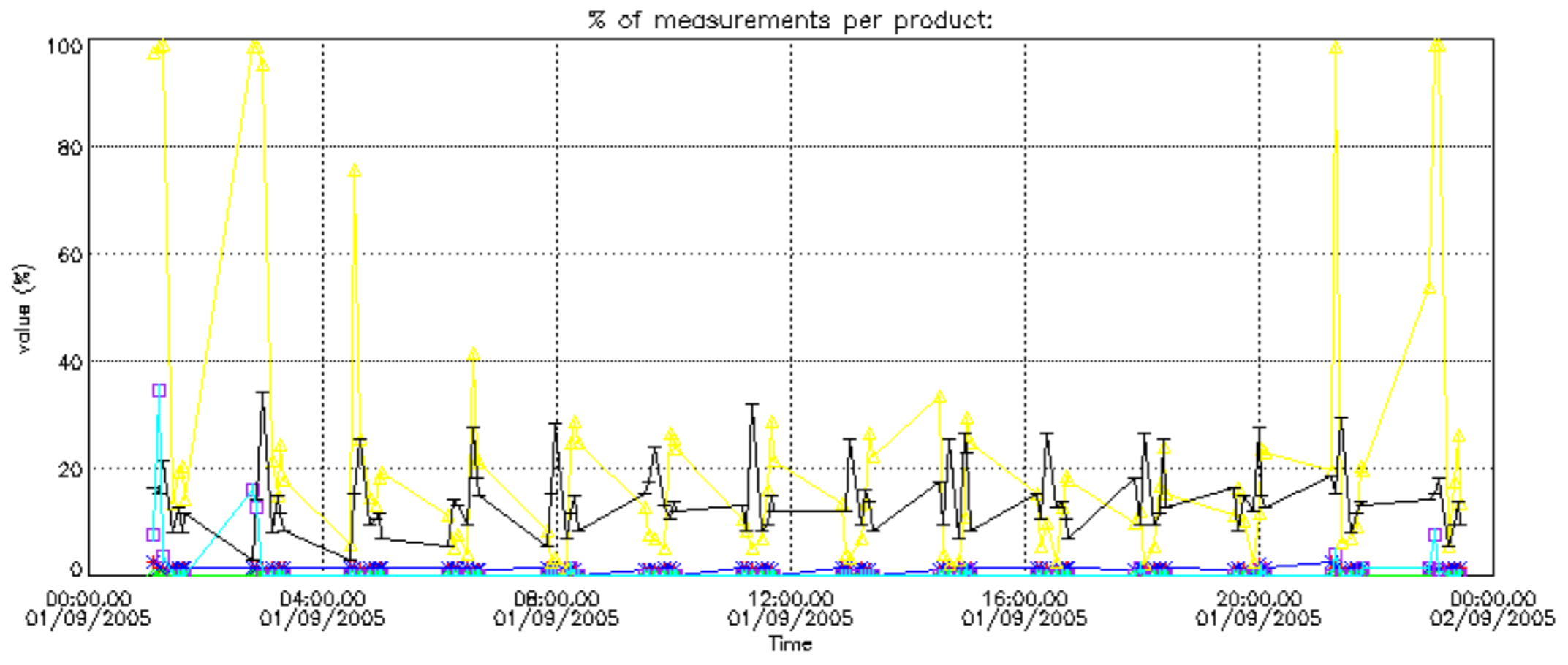


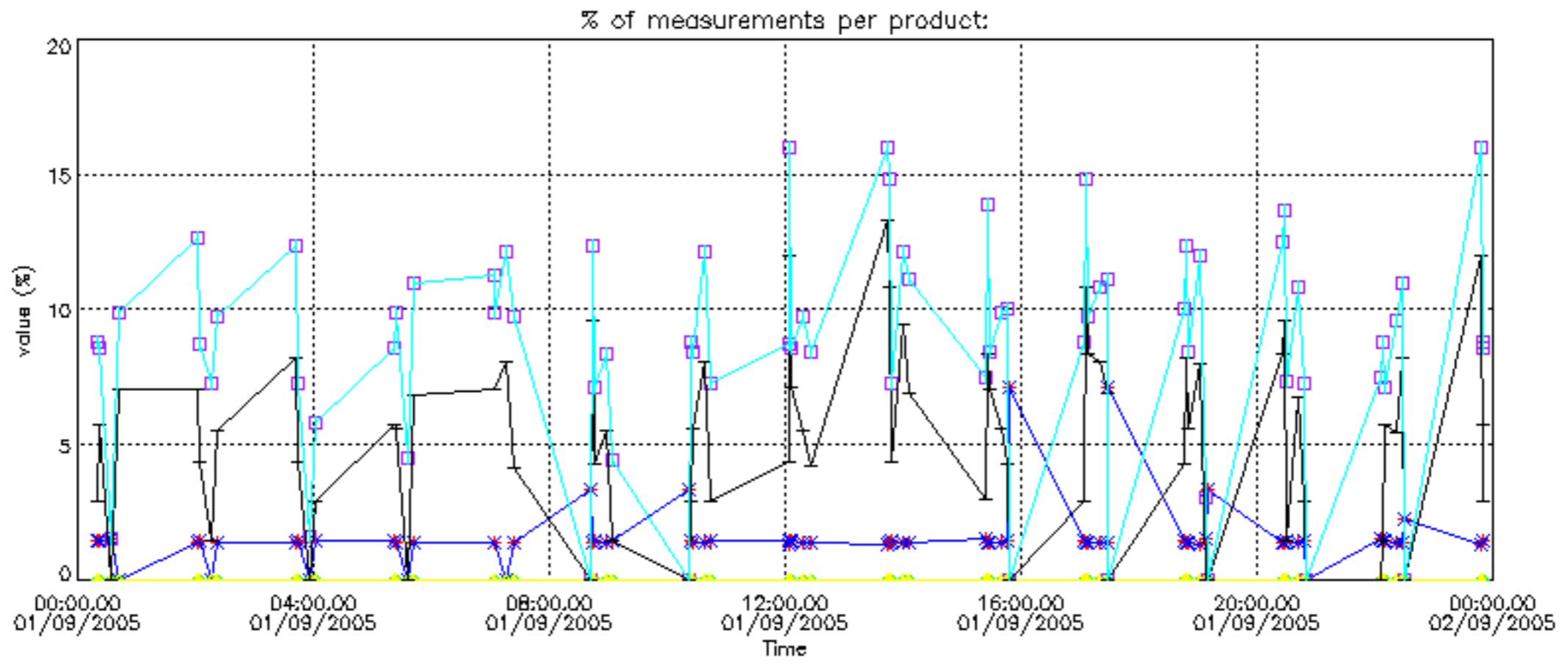
Percentage of flagged data per NO2 profile



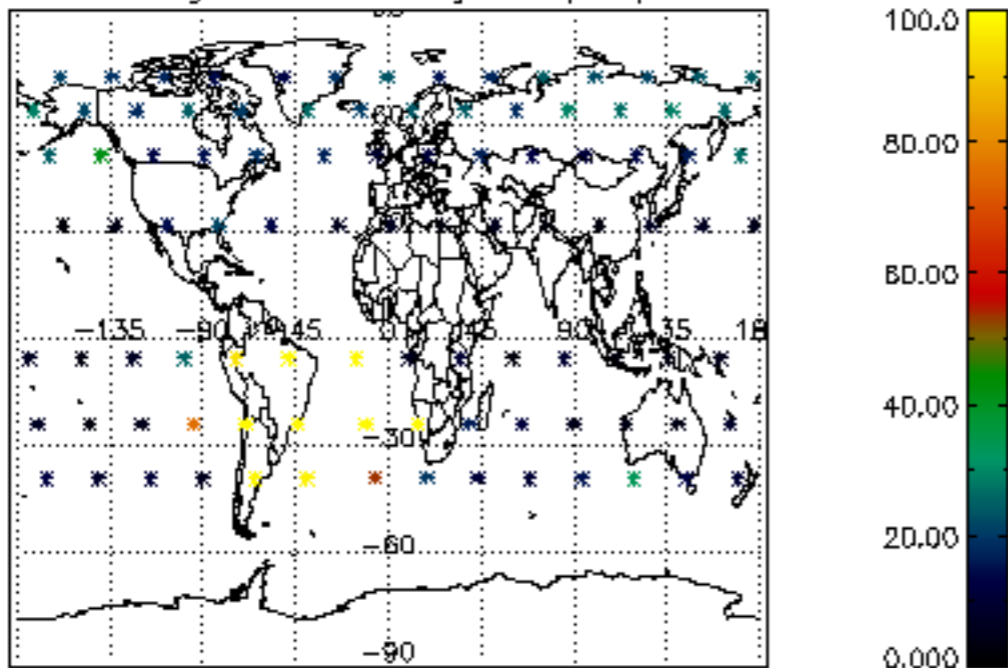
Percentage of flagged data per NO3 profile



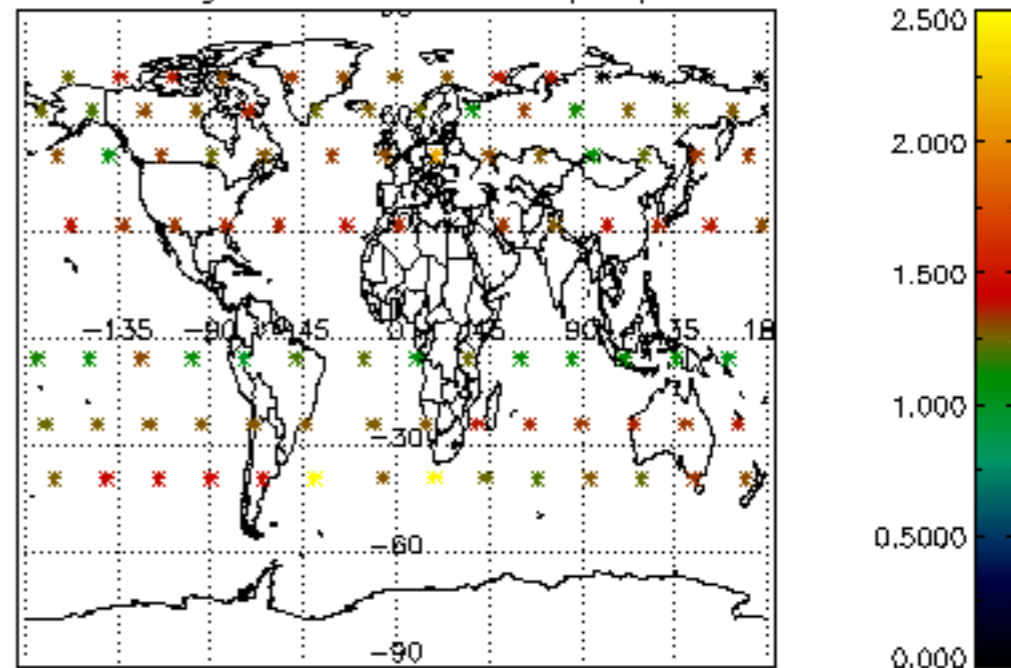




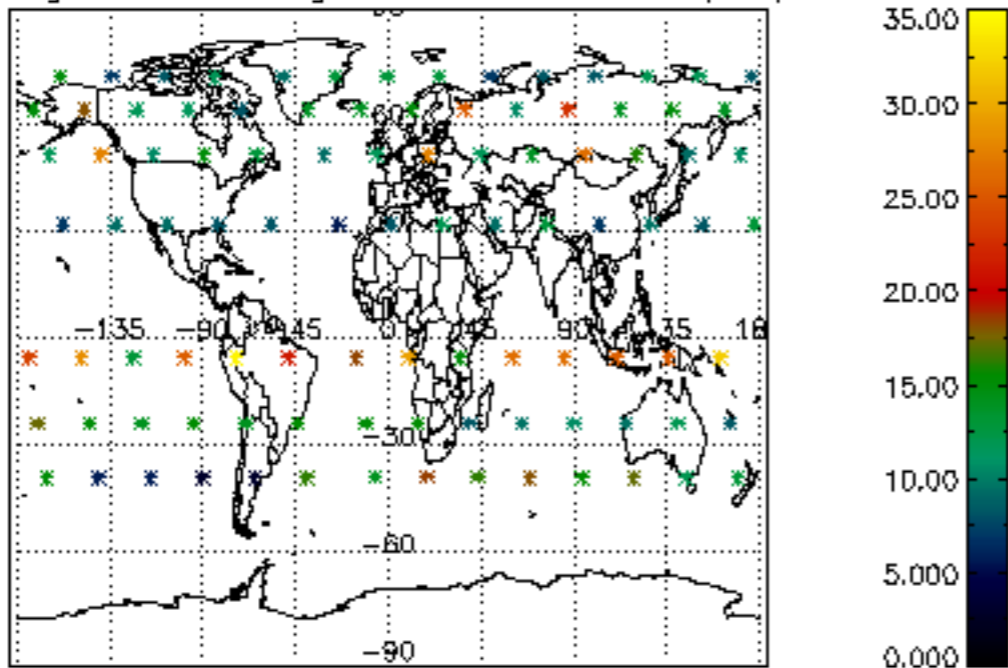
Percentage of cosmic ray hits per profile



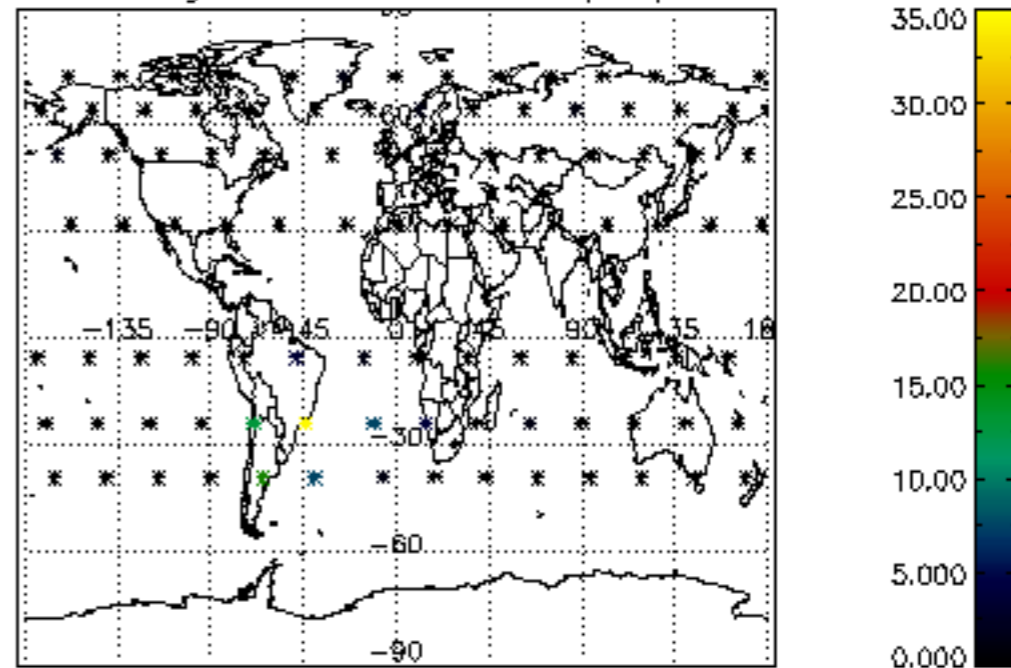
Percentage of datation errors per profile



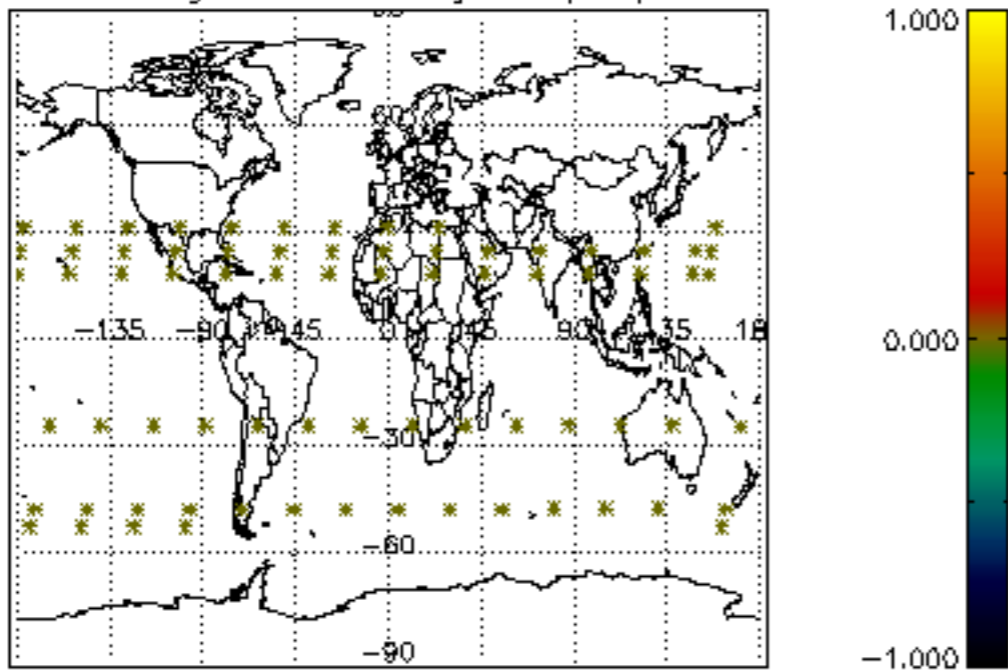
Percentage of star falling outside central band per profile



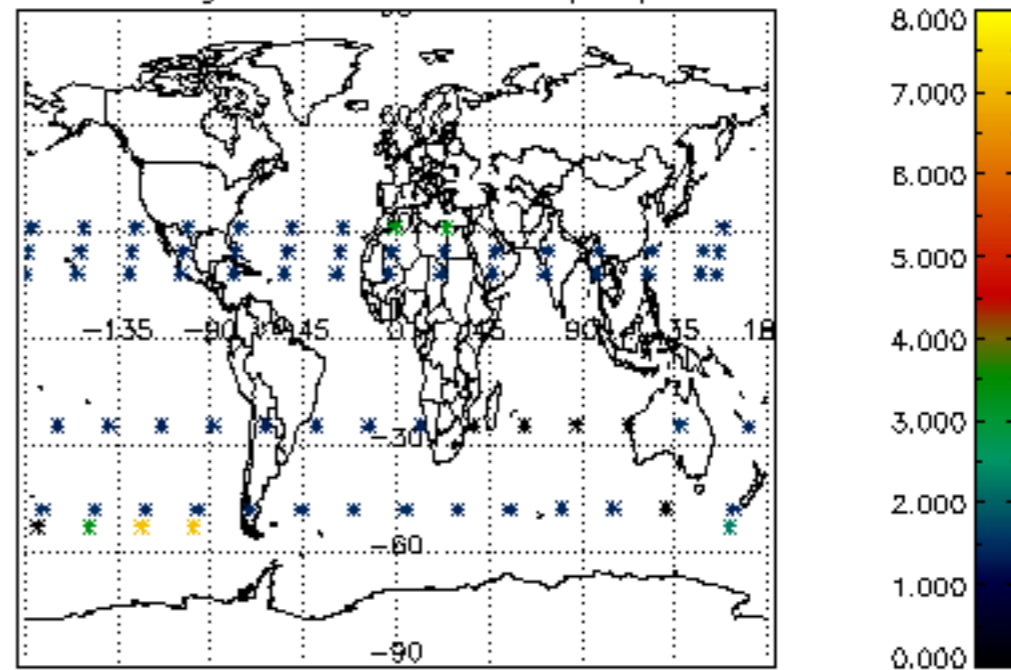
Percentage of saturation errors per profile



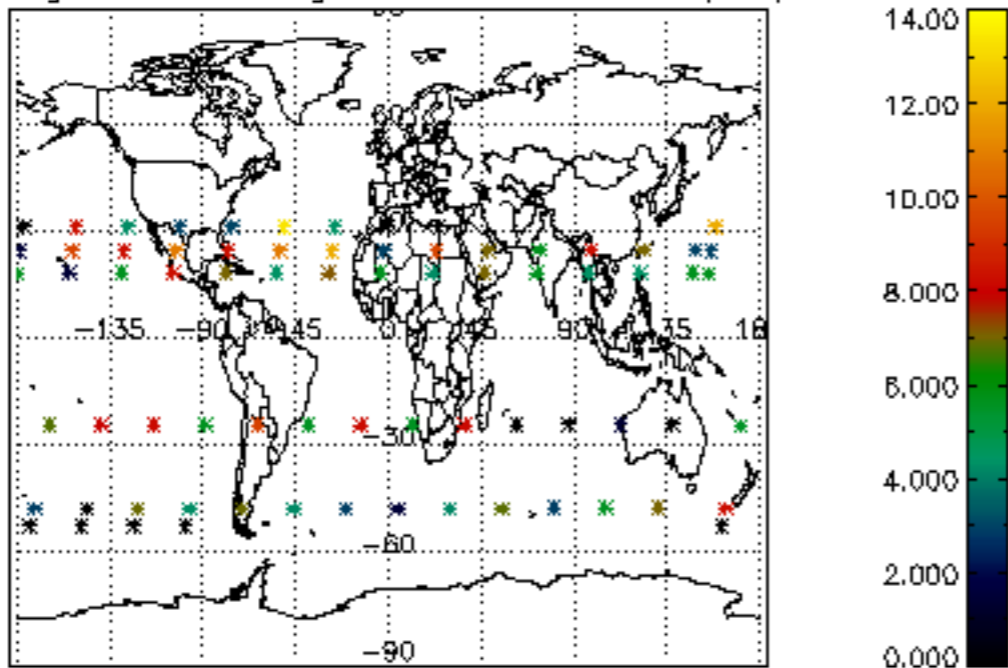
Percentage of cosmic ray hits per profile



Percentage of datation errors per profile



Percentage of star falling outside central band per profile



Percentage of saturation errors per profile

