

# GOMOS Level 2 Daily Report

## SUMMARY

### [1. General Info](#)

### [2. Summary of processed GOM\\_NL\\_2P products](#)

### [3. Level 2 Quality information per product](#)

#### [3.1 Plot of level 2 quality information per product \(time dependant\)](#)

#### [3.2 Plot of level 2 quality information per product \(world map\)](#)

### [4. Level 1 Quality information per product \(stored on level 2 products\)](#)

#### [4.1 Plot of level 1 quality information per product \(time dependant\)](#)

##### [4.1.1 Plot of level 1 quality information per product \(time dependant\): ASCENDING](#)

##### [4.1.2 Plot of level 1 quality information per product \(time dependant\): DESCENDING](#)

#### [4.2 Plot of level 1 quality information per product \(world map\)](#)

##### [4.2.1 Plot of level 1 quality information per product \(world map\): ASCENDING](#)

##### [4.2.2 Plot of level 1 quality information per product \(world map\): DESCENDING](#)

### [5. Ozone profiles based on quality statistics and other trace gas profiles](#)

#### [5.1 Ozone statistics based on quality of products](#)

#### [5.2 Plot ozone profiles for all STD \(dark without errors\)](#)

#### [5.3 Plot ozone profiles where STD < 20% \(dark without errors\)](#)

#### [5.4. Plot ozone profiles where STD < 10% \(dark without errors\)](#)

#### [5.5. Plot ozone profiles where STD < 5% \(dark without errors\)](#)

#### [5.6 Plot NO2 profiles for all STD \(dark without errors\)](#)

#### [5.7 Plot NO3 profiles for all STD \(dark without errors\)](#)

#### [5.8 Plot H2O profiles \(only for occultations of stars 1,2,3,4,13,14,16,26,63 dark without errors\) for all STD](#)

### [6. Auxiliary Data Files used for the production reported in section 2](#)

This report presents the daily analysis on parameters extracted from GOMOS level 2 data (GOM\_NL\_\_2P). It is intended to monitor some important parameters that will impact the quality of these products. A list of level 2 products (and content) that have arrived during the reporting day to the PCF is also given.

Item	Value
Time of report generation	18APR2013 10:38:34
Data source version	GOMOS/6.01
Start time of products	29-08-2005 (29AUG2005 00:00:00)
Stop time of products	30-08-2005 (30AUG2005 00:00:00)
Store outputs in DB	Yes
Nb of level 2 prods	139
Nb of prods with errors	0

## 2. Summary of processed GOM\_NL\_\_2P products.

Nr	Filename	UTC Start time	Limb	Duration	Star Id	Star Name	Star Mag	Star Temp	Nb Meas	Orbit	Prod. error
1	GOM_NL__2PRFIN20050829_030133_000000372040_00190_18280_6281.N1	29-AUG-2005 03:01:33	Dark	37.000	135	Bet Hyi	2.8200	5800.0	74	18280	No
2	GOM_NL__2PRFIN20050829_030706_000000402040_00190_18280_6282.N1	29-AUG-2005 03:07:06	Straylight	39.500	148	Alp Tuc	2.8780	4100.0	79	18280	No
3	GOM_NL__2PRFIN20050829_031045_000000252040_00190_18280_6283.N1	29-AUG-2005 03:10:45	Straylight	25.000	31	Alp Gru	1.7340	15200.	50	18280	No
4	GOM_NL__2PRFIN20050829_032752_000000392040_00190_18280_6284.N1	29-AUG-2005 03:27:52	Bright	39.000	11	53Alp Aql	0.76500	8000.0	78	18280	No
5	GOM_NL__2PRFIN20050829_033607_000000362040_00190_18280_6285.N1	29-AUG-2005 03:36:07	Bright	35.500	66	37Gam Cyg	2.2080	5900.0	71	18280	No
6	GOM_NL__2PRFIN20050829_033747_000000352040_00190_18280_6286.N1	29-AUG-2005 03:37:47	Bright	34.500	144	18Del Cyg	2.8600	11000.	69	18280	No
7	GOM_NL__2PRFIN20050829_034939_000000362040_00190_18280_6287.N1	29-AUG-2005 03:49:39	Bright	35.500	60	7Bet UMi	2.0810	3950.0	71	18280	No
8	GOM_NL__2PRFIN20050829_035617_000000372040_00190_18280_6288.N1	29-AUG-2005 03:56:17	Bright	37.000	36	50Alp UMa	1.8000	6300.0	74	18280	No
9	GOM_NL__2PRFIN20050829_042215_000000362040_00190_18280_6289.N1	29-AUG-2005 04:22:15	Dark	36.000	132	15Rho Pup	2.8030	6900.0	72	18280	No
10	GOM_NL__2PRFIN20050829_042419_000000402040_00190_18280_6290.N1	29-AUG-2005 04:24:19	Dark	39.500	88	31Eta CMa	2.4480	20000.	79	18280	No
11	GOM_NL__2PRFIN20050829_042635_000000392040_00190_18280_6291.N1	29-AUG-2005 04:26:35	Dark	38.500	70	Zet Pup	2.2460	39000.	77	18280	No
12	GOM_NL__2PRFIN20050829_043138_000000532040_00190_18280_6292.N1	29-AUG-2005 04:31:38	Dark	53.000	2	Alp Car	-0.73600	7000.0	106	18280	No
13	GOM_NL__2PRFIN20050829_044209_000000382040_00191_18281_6281.N1	29-AUG-2005 04:42:09	Dark	37.500	135	Bet Hyi	2.8200	5800.0	75	18281	No
14	GOM_NL__2PRFIN20050829_044742_000000382040_00191_18281_6282.N1	29-AUG-2005 04:47:42	Straylight	37.500	148	Alp Tuc	2.8780	4100.0	75	18281	No
15	GOM_NL__2PRFIN20050829_045121_000000252040_00191_18281_6283.N1	29-AUG-2005 04:51:21	Straylight	25.000	31	Alp Gru	1.7340	15200.	50	18281	No
16	GOM_NL__2PRFIN20050829_050828_000000382040_00191_18281_6284.N1	29-AUG-2005 05:08:28	Bright	37.500	11	53Alp Aql	0.76500	8000.0	75	18281	No
17	GOM_NL__2PRFIN20050829_051643_000000352040_00191_18281_6285.N1	29-AUG-2005 05:16:43	Bright	34.500	66	37Gam Cyg	2.2080	5900.0	69	18281	No
18	GOM_NL__2PRFIN20050829_051823_000000352040_00191_18281_6286.N1	29-AUG-2005 05:18:23	Bright	34.500	144	18Del Cyg	2.8600	11000.	69	18281	No
19	GOM_NL__2PRFIN20050829_053015_000000332040_00191_18281_6287.N1	29-AUG-2005 05:30:15	Bright	32.500	60	7Bet UMi	2.0810	3950.0	65	18281	No
20	GOM_NL__2PRFIN20050829_071729_000000372040_00192_18282_6281.N1	29-AUG-2005 07:17:29	Bright	36.500	36	50Alp UMa	1.8000	6300.0	73	18282	No
21	GOM_NL__2PRFIN20050829_074327_000000342040_00192_18282_6282.N1	29-AUG-2005 07:43:27	Dark	34.000	132	15Rho Pup	2.8030	6900.0	68	18282	No
22	GOM_NL__2PRFIN20050829_074531_000000412040_00192_18282_6283.N1	29-AUG-2005 07:45:31	Dark	40.500	88	31Eta CMa	2.4480	20000.	81	18282	No
23	GOM_NL__2PRFIN20050829_074747_000000392040_00192_18282_6284.N1	29-AUG-2005 07:47:47	Dark	39.000	70	Zet Pup	2.2460	39000.	78	18282	No
24	GOM_NL__2PRFIN20050829_075251_000000452040_00192_18282_6285.N1	29-AUG-2005 07:52:51	Dark	45.000	2	Alp Car	-0.73600	7000.0	90	18282	No
25	GOM_NL__2PRFIN20050829_080321_000000372040_00193_18283_6281.N1	29-AUG-2005 08:03:21	Dark	37.000	135	Bet Hyi	2.8200	5800.0	74	18283	No
26	GOM_NL__2PRFIN20050829_080855_000000412040_00193_18283_6282.N1	29-AUG-2005 08:08:55	Straylight	41.000	148	Alp Tuc	2.8780	4100.0	82	18283	No
27	GOM_NL__2PRFIN20050829_081233_000000352040_00193_18283_6283.N1	29-AUG-2005 08:12:33	Straylight	34.500	31	Alp Gru	1.7340	15200.	69	18283	No
28	GOM_NL__2PRFIN20050829_082940_000000382040_00193_18283_6284.N1	29-AUG-2005 08:29:40	Bright	38.000	11	53Alp Aql	0.76500	8000.0	76	18283	No
29	GOM_NL__2PRFIN20050829_083755_000000372040_00193_18283_6285.N1	29-AUG-2005 08:37:55	Bright	36.500	66	37Gam Cyg	2.2080	5900.0	73	18283	No
30	GOM_NL__2PRFIN20050829_083935_000000352040_00193_18283_6286.N1	29-AUG-2005 08:39:35	Bright	35.000	144	18Del Cyg	2.8600	11000.	70	18283	No
31	GOM_NL__2PRFIN20050829_085127_000000332040_00193_18283_6287.N1	29-AUG-2005 08:51:27	Bright	33.000	60	7Bet UMi	2.0810	3950.0	66	18283	No
32	GOM_NL__2PRFIN20050829_085805_000000362040_00193_18283_6288.N1	29-AUG-2005 08:58:05	Bright	35.500	36	50Alp UMa	1.8000	6300.0	71	18283	No
33	GOM_NL__2PRFIN20050829_092403_000000402040_00193_18283_6289.N1	29-AUG-2005 09:24:03	Dark	39.500	132	15Rho Pup	2.8030	6900.0	79	18283	No
34	GOM_NL__2PRFIN20050829_092608_000000412040_00193_18283_6290.N1	29-AUG-2005 09:26:08	Dark	40.500	88	31Eta CMa	2.4480	20000.	81	18283	No
35	GOM_NL__2PRFIN20050829_092823_000000392040_00193_18283_6291.N1	29-AUG-2005 09:28:23	Dark	39.000	70	Zet Pup	2.2460	39000.	78	18283	No
36	GOM_NL__2PRFIN20050829_093327_000000432040_00193_18283_6292.N1	29-AUG-2005 09:33:27	Dark	42.500	2	Alp Car	-0.73600	7000.0	85	18283	No
37	GOM_NL__2PRFIN20050829_094358_000000392040_00194_18284_6282.N1	29-AUG-2005 09:43:58	Dark	38.500	135	Bet Hyi	2.8200	5800.0	77	18284	No
38	GOM_NL__2PRFIN20050829_094931_000000402040_00194_18284_6283.N1	29-AUG-2005 09:49:31	Straylight	39.500	148	Alp Tuc	2.8780	4100.0	79	18284	No
39	GOM_NL__2PRFIN20050829_095310_000000412040_00194_18284_6284.N1	29-AUG-2005 09:53:10	Straylight	41.000	31	Alp Gru	1.7340	15200.	82	18284	No
40	GOM_NL__2PRFIN20050829_101016_000000382040_00194_18284_6285.N1	29-AUG-2005 10:10:16	Bright	37.500	11	53Alp Aql	0.76500	8000.0	75	18284	No
41	GOM_NL__2PRFIN20050829_101831_000000382040_00194_18284_6286.N1	29-AUG-2005 10:18:31	Bright	37.500	66	37Gam Cyg	2.2080	5900.0	75	18284	No
42	GOM_NL__2PRFIN20050829_102011_000000362040_00194_18284_6287.N1	29-AUG-2005 10:20:11	Bright	35.500	144	18Del Cyg	2.8600	11000.	71	18284	No

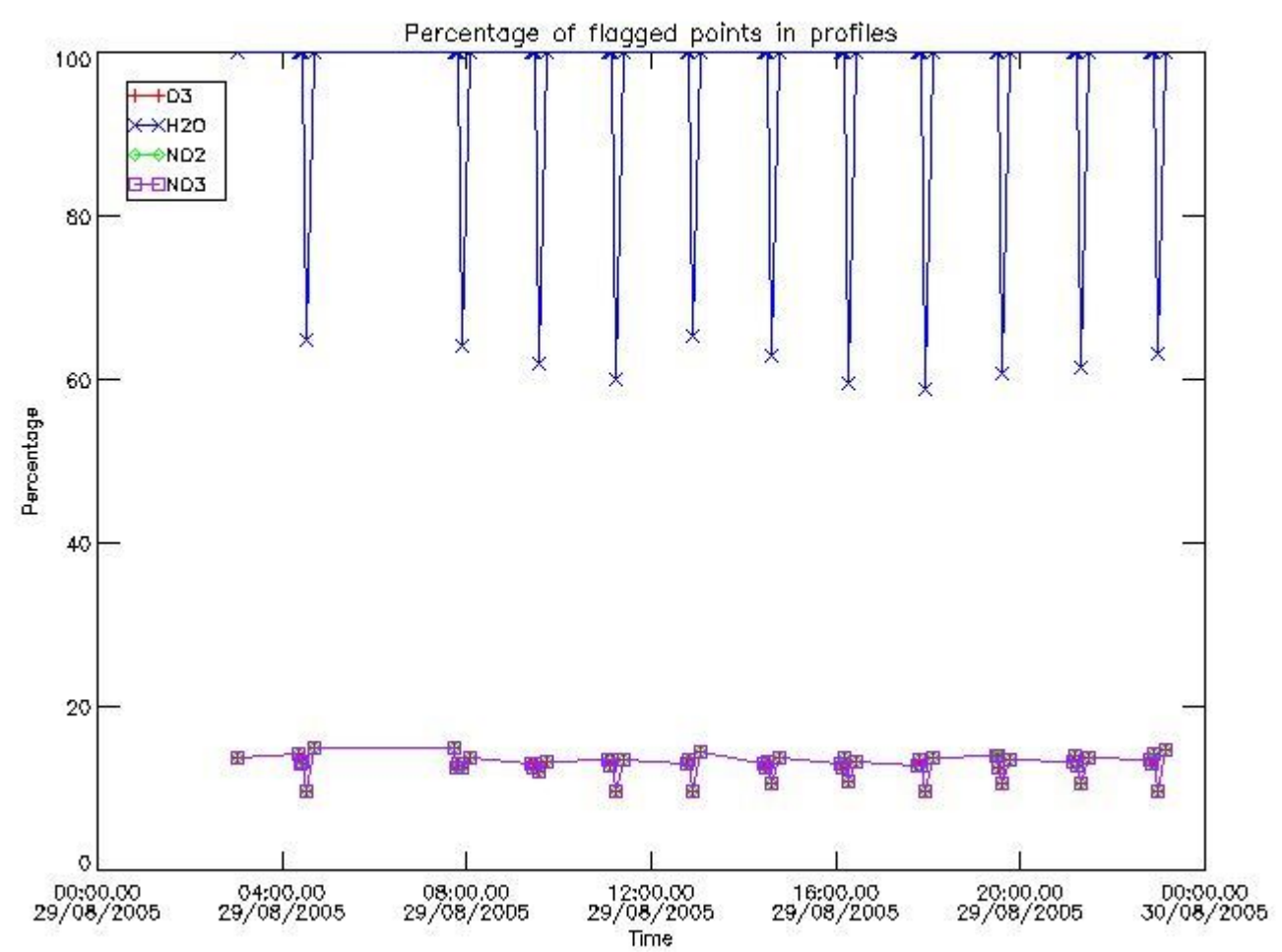
43	GOM_NL__2PRFIN20050829_103204_000000362040_00194_18284_6288.N1	29-AUG-2005 10:32:04	Bright	36.000	60	7Bet UMi	2.0810	3950.0	72	18284	No
44	GOM_NL__2PRFIN20050829_103842_000000402040_00194_18284_6289.N1	29-AUG-2005 10:38:42	Bright	39.500	36	50Alp UMa	1.8000	6300.0	79	18284	No
45	GOM_NL__2PRFIN20050829_110440_000000382040_00194_18284_6290.N1	29-AUG-2005 11:04:40	Dark	37.500	132	15Rho Pup	2.8030	6900.0	75	18284	No
46	GOM_NL__2PRFIN20050829_110644_000000402040_00194_18284_6291.N1	29-AUG-2005 11:06:44	Dark	40.000	88	31Eta CMa	2.4480	20000.	80	18284	No
47	GOM_NL__2PRFIN20050829_110859_000000382040_00194_18284_6292.N1	29-AUG-2005 11:08:59	Dark	37.500	70	Zet Pup	2.2460	39000.	75	18284	No
48	GOM_NL__2PRFIN20050829_111403_000000532040_00194_18284_6293.N1	29-AUG-2005 11:14:03	Dark	53.000	2	Alp Car	-0.73600	7000.0	106	18284	No
49	GOM_NL__2PRFIN20050829_112434_000000382040_00195_18285_6283.N1	29-AUG-2005 11:24:34	Dark	38.000	135	Bet Hyi	2.8200	5800.0	76	18285	No
50	GOM_NL__2PRFIN20050829_113007_000000382040_00195_18285_6284.N1	29-AUG-2005 11:30:07	Straylight	38.000	148	Alp Tuc	2.8780	4100.0	76	18285	No
51	GOM_NL__2PRFIN20050829_113346_000000402040_00195_18285_6285.N1	29-AUG-2005 11:33:46	Straylight	39.500	31	Alp Gru	1.7340	15200.	79	18285	No
52	GOM_NL__2PRFIN20050829_115053_000000372040_00195_18285_6286.N1	29-AUG-2005 11:50:53	Bright	37.000	11	53Alp Aql	0.76500	8000.0	74	18285	No
53	GOM_NL__2PRFIN20050829_115907_000000362040_00195_18285_6287.N1	29-AUG-2005 11:59:07	Bright	36.000	66	37Gam Cyg	2.2080	5900.0	72	18285	No
54	GOM_NL__2PRFIN20050829_120047_000000352040_00195_18285_6288.N1	29-AUG-2005 12:00:47	Bright	35.000	144	18Del Cyg	2.8600	11000.	70	18285	No
55	GOM_NL__2PRFIN20050829_121240_000000362040_00195_18285_6289.N1	29-AUG-2005 12:12:40	Bright	36.000	60	7Bet UMi	2.0810	3950.0	72	18285	No
56	GOM_NL__2PRFIN20050829_121918_000000452040_00195_18285_6290.N1	29-AUG-2005 12:19:18	Bright	45.000	36	50Alp UMa	1.8000	6300.0	90	18285	No
57	GOM_NL__2PRFIN20050829_124516_000000392040_00195_18285_6291.N1	29-AUG-2005 12:45:16	Dark	39.000	132	15Rho Pup	2.8030	6900.0	78	18285	No
58	GOM_NL__2PRFIN20050829_124720_000000392040_00195_18285_6292.N1	29-AUG-2005 12:47:20	Dark	39.000	88	31Eta CMa	2.4480	20000.	78	18285	No
59	GOM_NL__2PRFIN20050829_124935_000000382040_00195_18285_6293.N1	29-AUG-2005 12:49:35	Dark	37.500	70	Zet Pup	2.2460	39000.	75	18285	No
60	GOM_NL__2PRFIN20050829_125440_000000532040_00195_18285_6294.N1	29-AUG-2005 12:54:40	Dark	52.500	2	Alp Car	-0.73600	7000.0	105	18285	No
61	GOM_NL__2PRFIN20050829_130510_000000362040_00196_18286_6284.N1	29-AUG-2005 13:05:10	Dark	35.500	135	Bet Hyi	2.8200	5800.0	71	18286	No
62	GOM_NL__2PRFIN20050829_131043_000000382040_00196_18286_6285.N1	29-AUG-2005 13:10:43	Straylight	38.000	148	Alp Tuc	2.8780	4100.0	76	18286	No
63	GOM_NL__2PRFIN20050829_131422_000000402040_00196_18286_6286.N1	29-AUG-2005 13:14:22	Straylight	39.500	31	Alp Gru	1.7340	15200.	79	18286	No
64	GOM_NL__2PRFIN20050829_133129_000000382040_00196_18286_6287.N1	29-AUG-2005 13:31:29	Bright	37.500	11	53Alp Aql	0.76500	8000.0	75	18286	No
65	GOM_NL__2PRFIN20050829_133943_000000372040_00196_18286_6288.N1	29-AUG-2005 13:39:43	Bright	36.500	66	37Gam Cyg	2.2080	5900.0	73	18286	No
66	GOM_NL__2PRFIN20050829_134123_000000352040_00196_18286_6289.N1	29-AUG-2005 13:41:23	Bright	35.000	144	18Del Cyg	2.8600	11000.	70	18286	No
67	GOM_NL__2PRFIN20050829_135316_000000382040_00196_18286_6290.N1	29-AUG-2005 13:53:16	Bright	37.500	60	7Bet UMi	2.0810	3950.0	75	18286	No
68	GOM_NL__2PRFIN20050829_135954_000000362040_00196_18286_6291.N1	29-AUG-2005 13:59:54	Bright	35.500	36	50Alp UMa	1.8000	6300.0	71	18286	No
69	GOM_NL__2PRFIN20050829_142552_000000402040_00196_18286_6292.N1	29-AUG-2005 14:25:52	Dark	39.500	132	15Rho Pup	2.8030	6900.0	79	18286	No
70	GOM_NL__2PRFIN20050829_142756_000000412040_00196_18286_6293.N1	29-AUG-2005 14:27:56	Dark	40.500	88	31Eta CMa	2.4480	20000.	81	18286	No
71	GOM_NL__2PRFIN20050829_143011_000000392040_00196_18286_6294.N1	29-AUG-2005 14:30:11	Dark	38.500	70	Zet Pup	2.2460	39000.	77	18286	No
72	GOM_NL__2PRFIN20050829_143516_000000532040_00196_18286_6295.N1	29-AUG-2005 14:35:16	Dark	53.000	2	Alp Car	-0.73600	7000.0	106	18286	No
73	GOM_NL__2PRFIN20050829_144546_000000372040_00197_18287_6284.N1	29-AUG-2005 14:45:46	Dark	37.000	135	Bet Hyi	2.8200	5800.0	74	18287	No
74	GOM_NL__2PRFIN20050829_145119_000000382040_00197_18287_6285.N1	29-AUG-2005 14:51:19	Straylight	37.500	148	Alp Tuc	2.8780	4100.0	75	18287	No
75	GOM_NL__2PRFIN20050829_145458_000000382040_00197_18287_6286.N1	29-AUG-2005 14:54:58	Straylight	37.500	31	Alp Gru	1.7340	15200.	75	18287	No
76	GOM_NL__2PRFIN20050829_151205_000000372040_00197_18287_6287.N1	29-AUG-2005 15:12:05	Bright	37.000	11	53Alp Aql	0.76500	8000.0	74	18287	No
77	GOM_NL__2PRFIN20050829_152019_000000362040_00197_18287_6288.N1	29-AUG-2005 15:20:19	Bright	35.500	66	37Gam Cyg	2.2080	5900.0	71	18287	No
78	GOM_NL__2PRFIN20050829_152200_000000352040_00197_18287_6289.N1	29-AUG-2005 15:22:00	Bright	34.500	144	18Del Cyg	2.8600	11000.	69	18287	No
79	GOM_NL__2PRFIN20050829_153352_000000352040_00197_18287_6290.N1	29-AUG-2005 15:33:52	Bright	34.500	60	7Bet UMi	2.0810	3950.0	69	18287	No
80	GOM_NL__2PRFIN20050829_154030_000000362040_00197_18287_6291.N1	29-AUG-2005 15:40:30	Bright	36.000	36	50Alp UMa	1.8000	6300.0	72	18287	No
81	GOM_NL__2PRFIN20050829_160628_000000402040_00197_18287_6292.N1	29-AUG-2005 16:06:28	Dark	39.500	132	15Rho Pup	2.8030	6900.0	79	18287	No
82	GOM_NL__2PRFIN20050829_160833_000000412040_00197_18287_6293.N1	29-AUG-2005 16:08:33	Dark	40.500	88	31Eta CMa	2.4480	20000.	81	18287	No
83	GOM_NL__2PRFIN20050829_161047_000000372040_00197_18287_6294.N1	29-AUG-2005 16:10:47	Dark	37.000	70	Zet Pup	2.2460	39000.	74	18287	No
84	GOM_NL__2PRFIN20050829_161552_000000482040_00197_18287_6295.N1	29-AUG-2005 16:15:52	Dark	47.500	2	Alp Car	-0.73600	7000.0	95	18287	No
85	GOM_NL__2PRFIN20050829_162622_000000392040_00198_18288_6466.N1	29-AUG-2005 16:26:22	Dark	38.500	135	Bet Hyi	2.8200	5800.0	77	18288	No
86	GOM_NL__2PRFIN20050829_163155_000000392040_00198_18288_6467.N1	29-AUG-2005 16:31:55	Straylight	38.500	148	Alp Tuc	2.8780	4100.0	77	18288	No
87	GOM_NL__2PRFIN20050829_163534_000000422040_00198_18288_6468.N1	29-AUG-2005 16:35:34	Straylight	41.500	31	Alp Gru	1.7340	15200.	83	18288	No
88	GOM_NL__2PRFIN20050829_165241_000000382040_00198_18288_6469.N1	29-AUG-2005 16:52:41	Bright	37.500	11	53Alp Aql	0.76500	8000.0	75	18288	No
89	GOM_NL__2PRFIN20050829_170055_000000382040_00198_18288_6470.N1	29-AUG-2005 17:00:55	Bright	37.500	66	37Gam Cyg	2.2080	5900.0	75	18288	No
90	GOM_NL__2PRFIN20050829_170236_000000352040_00198_18288_6471.N1	29-AUG-2005 17:02:36	Bright	34.500	144	18Del Cyg	2.8600	11000.	69	18288	No
91	GOM_NL__2PRFIN20050829_171429_000000372040_00198_18288_6472.N1	29-AUG-2005 17:14:29	Bright	36.500	60	7Bet UMi	2.0810	3950.0	73	18288	No
92	GOM_NL__2PRFIN20050829_172107_000000372040_00198_18288_6473.N1	29-AUG-2005 17:21:07	Bright	36.500	36	50Alp UMa	1.8000	6300.0	73	18288	No
93	GOM_NL__2PRFIN20050829_174704_000000402040_00198_18288_6474.N1	29-AUG-2005 17:47:04	Dark	40.000	132	15Rho Pup	2.8030	6900.0	80	18288	No
94	GOM_NL__2PRFIN20050829_174909_000000422040_00198_18288_6475.N1	29-AUG-2005 17:49:09	Dark	41.500	88	31Eta CMa	2.4480	20000.	83	18288	No
95	GOM_NL__2PRFIN20050829_175123_000000402040_00198_18288_6476.N1	29-AUG-2005 17:51:23	Dark	40.000	70	Zet Pup	2.2460	39000.	80	18288	No
96	GOM_NL__2PRFIN20050829_175629_000000532040_00198_18288_6477.N1	29-AUG-2005 17:56:29	Dark	52.500	2	Alp Car	-0.73600	7000.0	105	18288	No
97	GOM_NL__2PRFIN20050829_180658_000000372040_00199_18289_6283.N1	29-AUG-2005 18:06:58	Dark	37.000	135	Bet Hyi	2.8200	5800.0	74	18289	No
98	GOM_NL__2PRFIN20050829_181232_000000372040_00199_18289_6284.N1	29-AUG-2005 18:12:32	Straylight	37.000	148	Alp Tuc	2.8780	4100.0	74	18289	No
99	GOM_NL__2PRFIN20050829_181611_000000402040_00199_18289_6285.N1	29-AUG-2005 18:16:11	Straylight	40.000	31	Alp Gru	1.7340	15200.	80	18289	No
100	GOM_NL__2PRFIN20050829_183317_000000372040_00199_18289_6286.N1	29-AUG-2005 18:33:17	Bright	36.500	11	53Alp Aql	0.76500	8000.0	73	18289	No
101	GOM_NL__2PRFIN20050829_184131_000000362040_00199_18289_6287.N1	29-AUG-2005 18:41:31	Bright	35.500	66	37Gam Cyg	2.2080	5900.0	71	18289	No

102	GOM_NL__2PRFIN20050829_184312_000000352040_00199_18289_6288.N1	29-AUG-2005 18:43:12	Bright	34.500	144	18Del Cyg	2.8600	11000.	69	18289	No
103	GOM_NL__2PRFIN20050829_185505_000000372040_00199_18289_6289.N1	29-AUG-2005 18:55:05	Bright	36.500	60	7Bet UMi	2.0810	3950.0	73	18289	No
104	GOM_NL__2PRFIN20050829_190143_000000342040_00199_18289_6290.N1	29-AUG-2005 19:01:43	Bright	34.000	36	50Alp UMa	1.8000	6300.0	68	18289	No
105	GOM_NL__2PRFIN20050829_192740_000000402040_00199_18289_6291.N1	29-AUG-2005 19:27:40	Dark	40.000	132	15Rho Pup	2.8030	6900.0	80	18289	No
106	GOM_NL__2PRFIN20050829_192945_000000412040_00199_18289_6292.N1	29-AUG-2005 19:29:45	Dark	41.000	88	31Eta CMa	2.4480	20000.	82	18289	No
107	GOM_NL__2PRFIN20050829_193159_000000372040_00199_18289_6293.N1	29-AUG-2005 19:31:59	Dark	36.500	70	Zet Pup	2.2460	39000.	73	18289	No
108	GOM_NL__2PRFIN20050829_193705_000000532040_00199_18289_6294.N1	29-AUG-2005 19:37:05	Dark	52.500	2	Alp Car	-0.73600	7000.0	105	18289	No
109	GOM_NL__2PRFIN20050829_194734_000000382040_00200_18290_6283.N1	29-AUG-2005 19:47:34	Dark	37.500	135	Bet Hyi	2.8200	5800.0	75	18290	No
110	GOM_NL__2PRFIN20050829_195308_000000382040_00200_18290_6284.N1	29-AUG-2005 19:53:08	Straylight	38.000	148	Alp Tuc	2.8780	4100.0	76	18290	No
111	GOM_NL__2PRFIN20050829_195647_000000422040_00200_18290_6285.N1	29-AUG-2005 19:56:47	Straylight	42.000	31	Alp Gru	1.7340	15200.	84	18290	No
112	GOM_NL__2PRFIN20050829_201354_000000372040_00200_18290_6286.N1	29-AUG-2005 20:13:54	Bright	37.000	11	53Alp Aql	0.76500	8000.0	74	18290	No
113	GOM_NL__2PRFIN20050829_202207_000000352040_00200_18290_6287.N1	29-AUG-2005 20:22:07	Bright	34.500	66	37Gam Cyg	2.2080	5900.0	69	18290	No
114	GOM_NL__2PRFIN20050829_202348_000000362040_00200_18290_6288.N1	29-AUG-2005 20:23:48	Bright	36.000	144	18Del Cyg	2.8600	11000.	72	18290	No
115	GOM_NL__2PRFIN20050829_203541_000000362040_00200_18290_6289.N1	29-AUG-2005 20:35:41	Bright	36.000	60	7Bet UMi	2.0810	3950.0	72	18290	No
116	GOM_NL__2PRFIN20050829_204219_000000362040_00200_18290_6290.N1	29-AUG-2005 20:42:19	Bright	35.500	36	50Alp UMa	1.8000	6300.0	71	18290	No
117	GOM_NL__2PRFIN20050829_210816_000000392040_00200_18290_6291.N1	29-AUG-2005 21:08:16	Dark	38.500	132	15Rho Pup	2.8030	6900.0	77	18290	No
118	GOM_NL__2PRFIN20050829_211021_000000402040_00200_18290_6292.N1	29-AUG-2005 21:10:21	Dark	40.000	88	31Eta CMa	2.4480	20000.	80	18290	No
119	GOM_NL__2PRFIN20050829_211236_000000402040_00200_18290_6293.N1	29-AUG-2005 21:12:36	Dark	40.000	70	Zet Pup	2.2460	39000.	80	18290	No
120	GOM_NL__2PRFIN20050829_211741_000000492040_00200_18290_6294.N1	29-AUG-2005 21:17:41	Dark	48.500	2	Alp Car	-0.73600	7000.0	97	18290	No
121	GOM_NL__2PRFIN20050829_212810_000000372040_00201_18291_6283.N1	29-AUG-2005 21:28:10	Dark	37.000	135	Bet Hyi	2.8200	5800.0	74	18291	No
122	GOM_NL__2PRFIN20050829_213344_000000402040_00201_18291_6284.N1	29-AUG-2005 21:33:44	Straylight	39.500	148	Alp Tuc	2.8780	4100.0	79	18291	No
123	GOM_NL__2PRFIN20050829_213723_000000382040_00201_18291_6285.N1	29-AUG-2005 21:37:23	Straylight	38.000	31	Alp Gru	1.7340	15200.	76	18291	No
124	GOM_NL__2PRFIN20050829_215430_000000392040_00201_18291_6286.N1	29-AUG-2005 21:54:30	Bright	38.500	11	53Alp Aql	0.76500	8000.0	77	18291	No
125	GOM_NL__2PRFIN20050829_220243_000000342040_00201_18291_6287.N1	29-AUG-2005 22:02:43	Bright	33.500	66	37Gam Cyg	2.2080	5900.0	67	18291	No
126	GOM_NL__2PRFIN20050829_220424_000000362040_00201_18291_6288.N1	29-AUG-2005 22:04:24	Bright	35.500	144	18Del Cyg	2.8600	11000.	71	18291	No
127	GOM_NL__2PRFIN20050829_221617_000000362040_00201_18291_6289.N1	29-AUG-2005 22:16:17	Bright	36.000	60	7Bet UMi	2.0810	3950.0	72	18291	No
128	GOM_NL__2PRFIN20050829_222255_000000372040_00201_18291_6290.N1	29-AUG-2005 22:22:55	Bright	37.000	36	50Alp UMa	1.8000	6300.0	74	18291	No
129	GOM_NL__2PRFIN20050829_224852_000000382040_00201_18291_6291.N1	29-AUG-2005 22:48:52	Dark	38.000	132	15Rho Pup	2.8030	6900.0	76	18291	No
130	GOM_NL__2PRFIN20050829_225058_000000402040_00201_18291_6292.N1	29-AUG-2005 22:50:58	Dark	39.500	88	31Eta CMa	2.4480	20000.	79	18291	No
131	GOM_NL__2PRFIN20050829_225312_000000362040_00201_18291_6293.N1	29-AUG-2005 22:53:12	Dark	36.000	70	Zet Pup	2.2460	39000.	72	18291	No
132	GOM_NL__2PRFIN20050829_225818_000000542040_00201_18291_6294.N1	29-AUG-2005 22:58:18	Dark	53.500	2	Alp Car	-0.73600	7000.0	107	18291	No
133	GOM_NL__2PRFIN20050829_230847_000000382040_00202_18292_6283.N1	29-AUG-2005 23:08:47	Dark	38.000	135	Bet Hyi	2.8200	5800.0	76	18292	No
134	GOM_NL__2PRFIN20050829_231420_000000402040_00202_18292_6284.N1	29-AUG-2005 23:14:20	Straylight	39.500	148	Alp Tuc	2.8780	4100.0	79	18292	No
135	GOM_NL__2PRFIN20050829_231759_000000422040_00202_18292_6285.N1	29-AUG-2005 23:17:59	Straylight	41.500	31	Alp Gru	1.7340	15200.	83	18292	No
136	GOM_NL__2PRFIN20050829_233506_000000382040_00202_18292_6286.N1	29-AUG-2005 23:35:06	Bright	38.000	11	53Alp Aql	0.76500	8000.0	76	18292	No
137	GOM_NL__2PRFIN20050829_234319_000000332040_00202_18292_6287.N1	29-AUG-2005 23:43:19	Bright	32.500	66	37Gam Cyg	2.2080	5900.0	65	18292	No
138	GOM_NL__2PRFIN20050829_234500_000000352040_00202_18292_6288.N1	29-AUG-2005 23:45:00	Bright	34.500	144	18Del Cyg	2.8600	11000.	69	18292	No
139	GOM_NL__2PRFIN20050829_235653_000000342040_00202_18292_6289.N1	29-AUG-2005 23:56:53	Bright	34.000	60	7Bet UMi	2.0810	3950.0	68	18292	No

### 3. Quality information per product

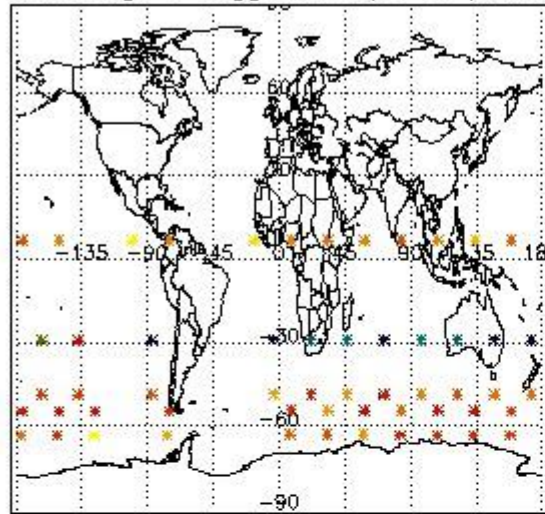
In this section it is plotted some information contained in the Quality Summary data set of the level 2 products. Only products in dark limb conditions and without errors (error flag in the MPH set to "0") are used.

#### 3.1 Plot quality information per product (time dependant)

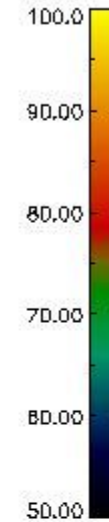
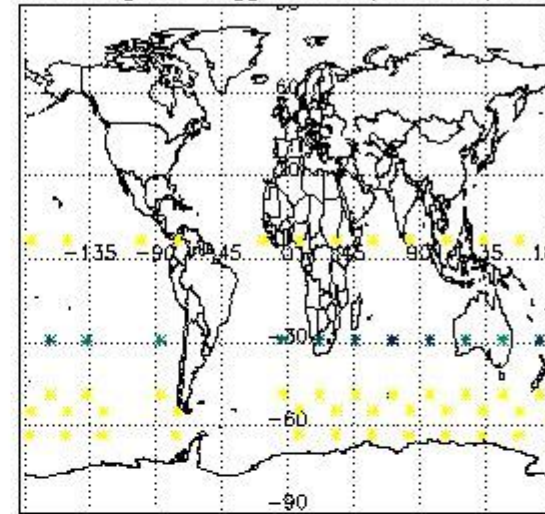


3.2 Plot quality information per product (world map)


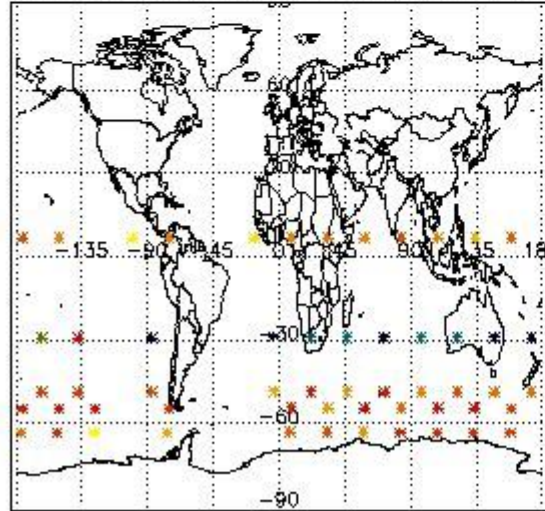
Percentage of flagged data per O3 profile




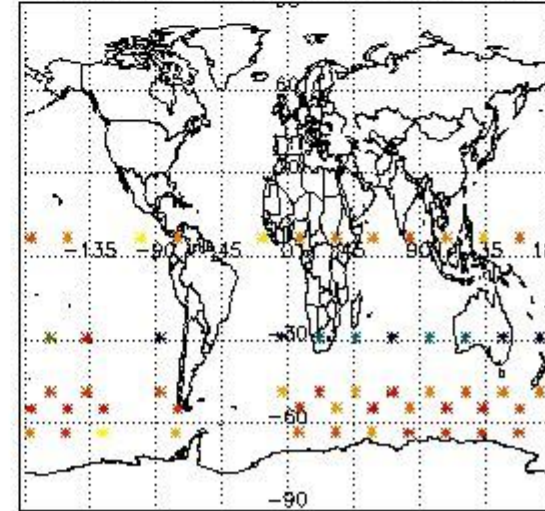
Percentage of flagged data per H2O profile



Percentage of flagged data per NO2 profile



Percentage of flagged data per NO3 profile

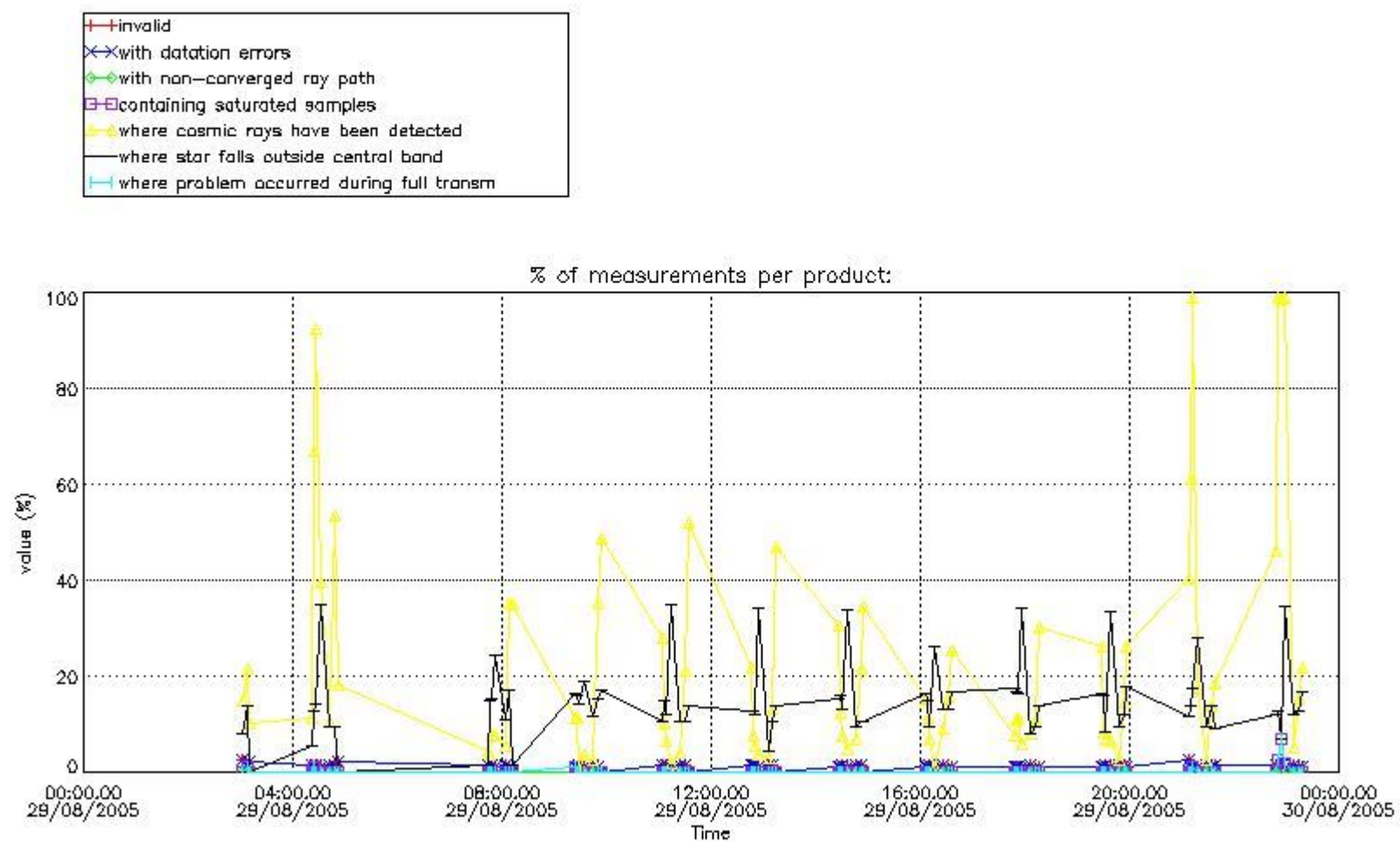


#### 4. Level 1 quality information per product

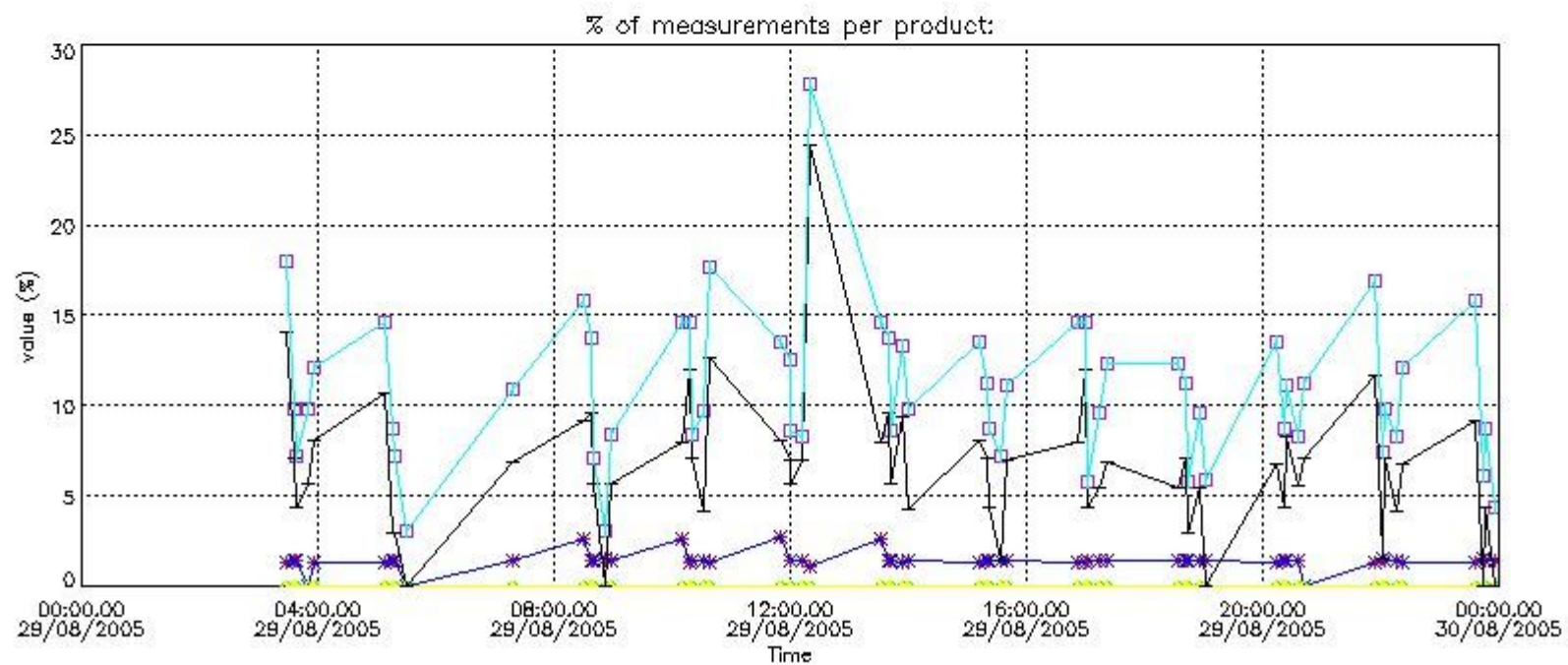
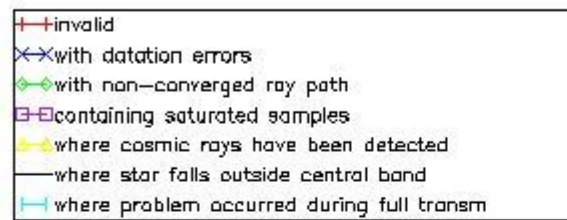
In this section it is plotted some information contained in the Quality Summary data set of the level 2 products that comes from the level 1b processing. Products without errors (error flag in the MPH set to "0") are used.

##### 4.1 Plot quality information per product (time dependant) coming from level 1b processing

###### 4.1.1 Plot level 1 quality information per product (time dependant): ENVISAT ASCENDING passes



4.1.2 Plot level 1 quality information per product (time dependant): ENVI SAT DESCENDING passes

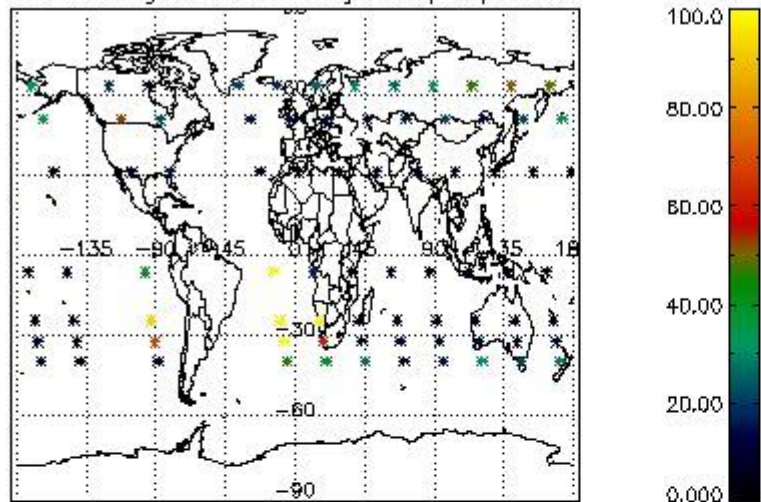


4.2 Plot quality information per product coming from level 1b processing (world map)

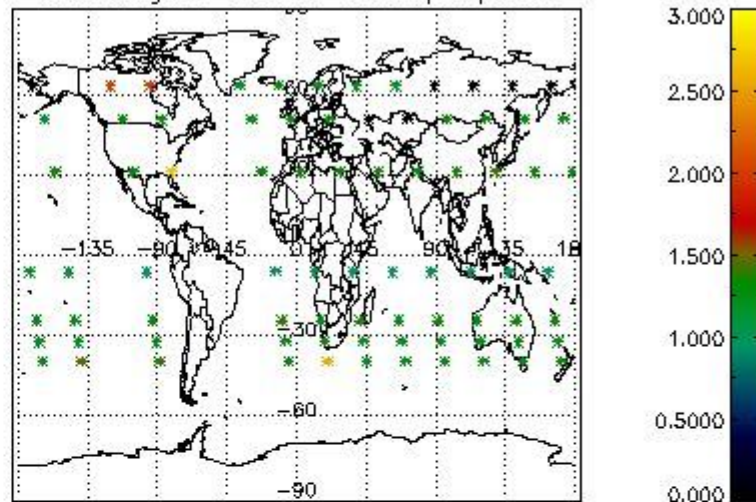
4.2.1 Plot level 1 quality information per product (world map): ENVISAT ASCENDING passes



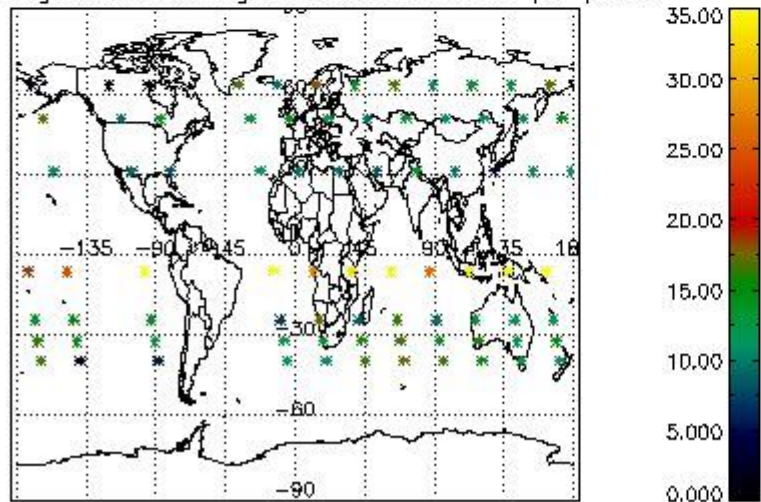
Percentage of cosmic ray hits per profile



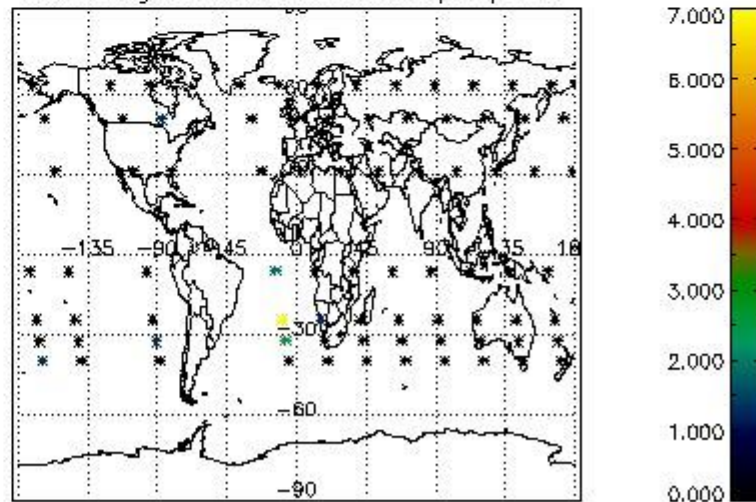
Percentage of datation errors per profile



Percentage of star falling outside central band per profile

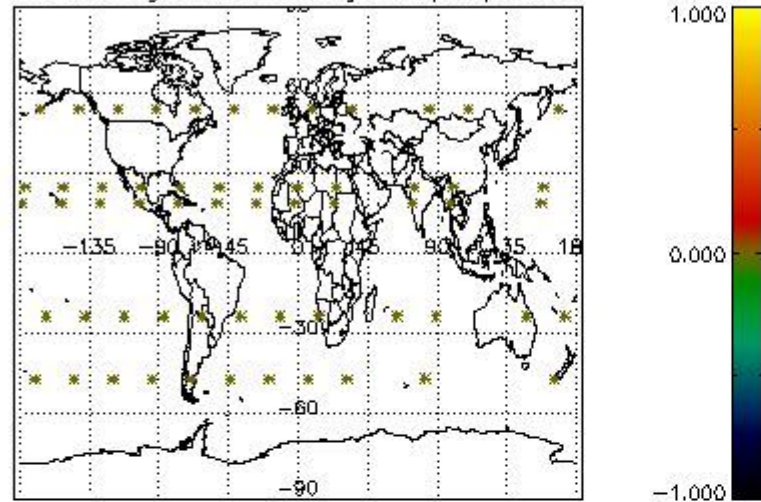


Percentage of saturation errors per profile

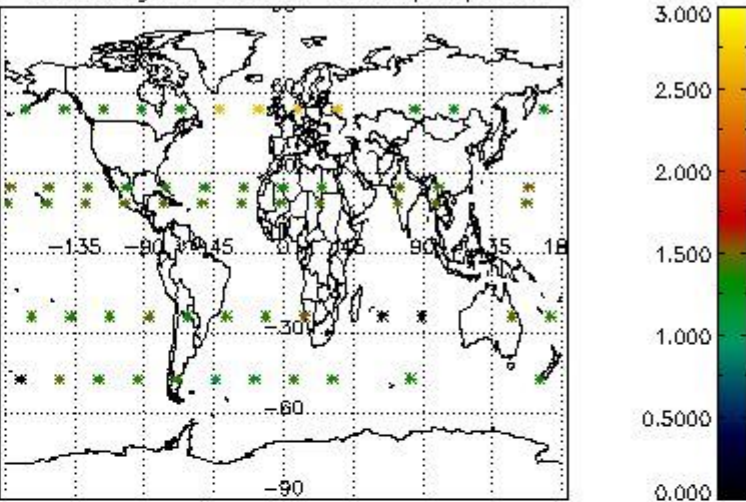


4.2.2 Plot level 1 quality information per product (world map): ENVISAT DESCENDING passes

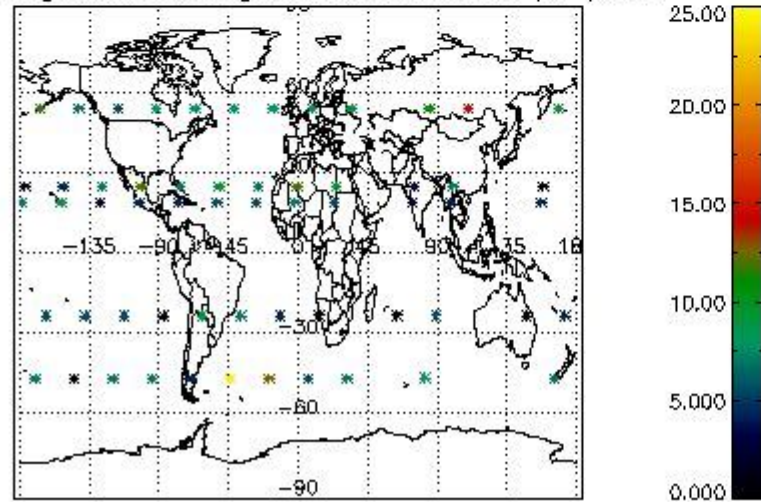
Percentage of cosmic ray hits per profile



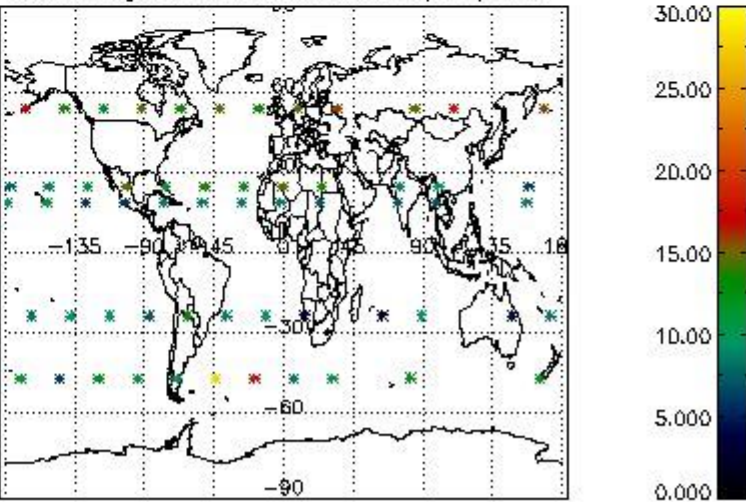
Percentage of datation errors per profile



Percentage of star falling outside central band per profile



Percentage of saturation errors per profile



## 5. Trace gas profiles

### 5.1 Ozone statistics based on quality of products

The final quality of the products can be "measured" using the STD (Standard Deviation) attached to every point profile. This information is written to the parameter GOM\_NL\_\_2P/NL\_LOCAL\_SPECIES\_DENSITY/o3\_std of the level 2 products. The table below shows the statistics for given STD ranges.

The statistics are given with respect to the overall valid production:

- Products without fatal errors: GOM\_NL\_\_2P/MPH/PRODUCT\_ERR=0
- Valid point profile: GOM\_NL\_\_2P/NL\_LOCAL\_SPECIES\_DENSITY/pcd(0)=0

The 'Criteria' is applied to valid points of dark limb products:

- Products in dark limb illumination condition: GOM\_NL\_\_2P/NL\_SUMMARY\_QUALITY/obs\_ill\_cond=0
- Products without fatal errors: GOM\_NL\_\_2P/MPH/PRODUCT\_ERR=0
- Valid point profile: GOM\_NL\_\_2P/NL\_LOCAL\_SPECIES\_DENSITY/pcd(0)=0

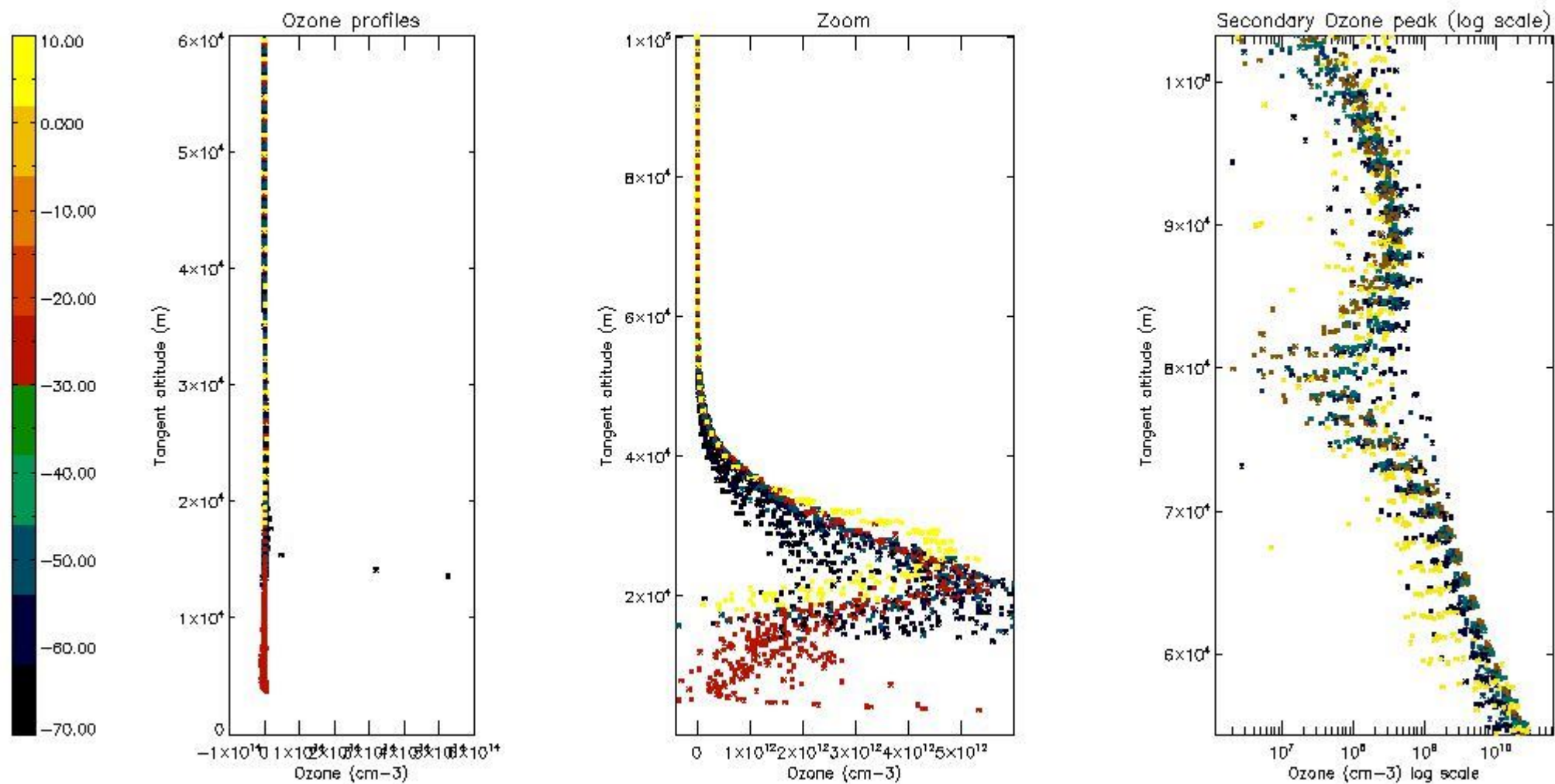
So, the table below shows the percentage of dark limb and valid observations for each criteria with respect to the overall valid daily observations.

Criteria	% of total production
All STD	44
STD < 20	26

STD < 10	21
STD < 5	12

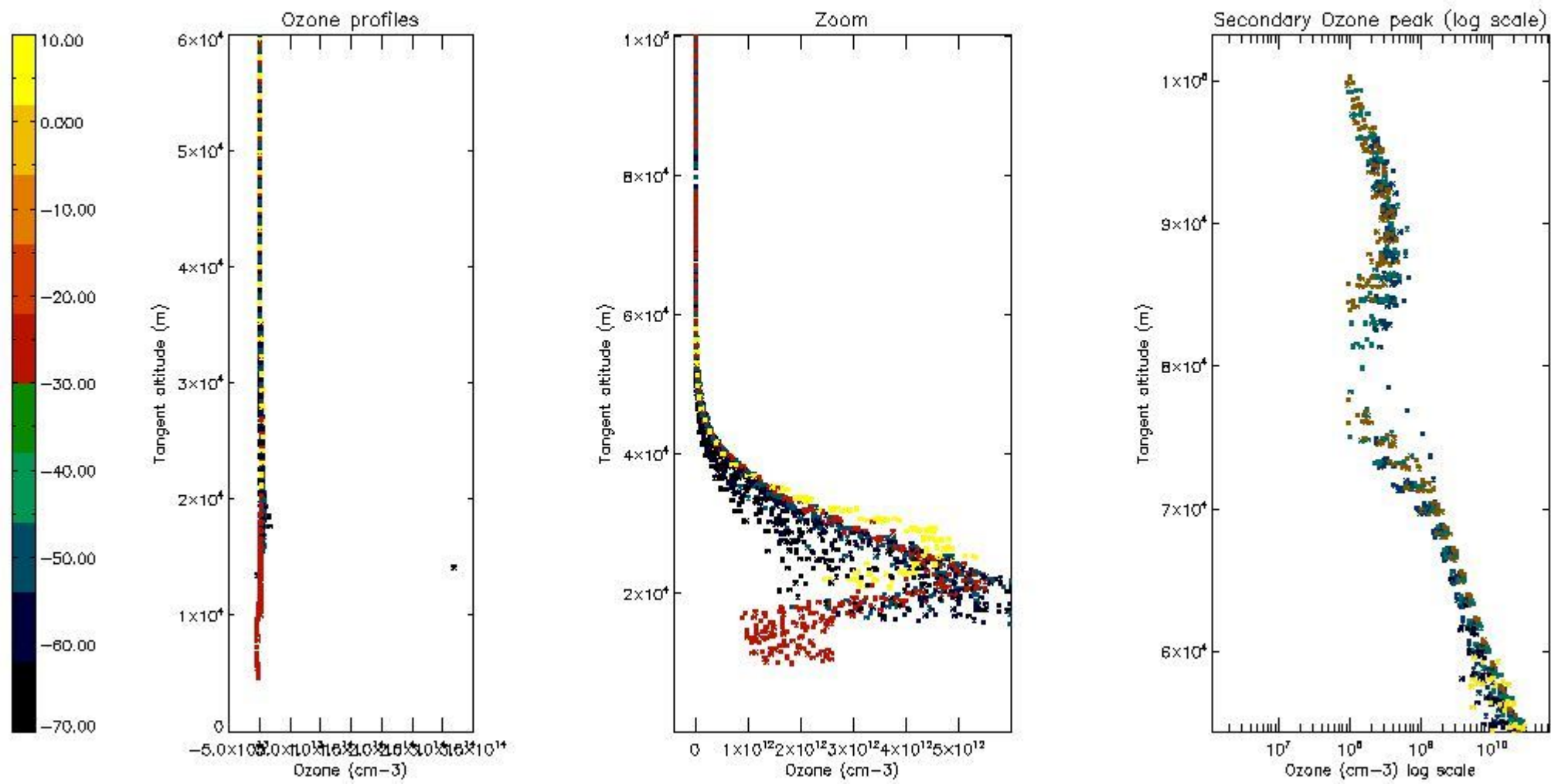
5.2 Plot ozone profiles for all STD (dark without errors)

The colorbar represents the latitude.



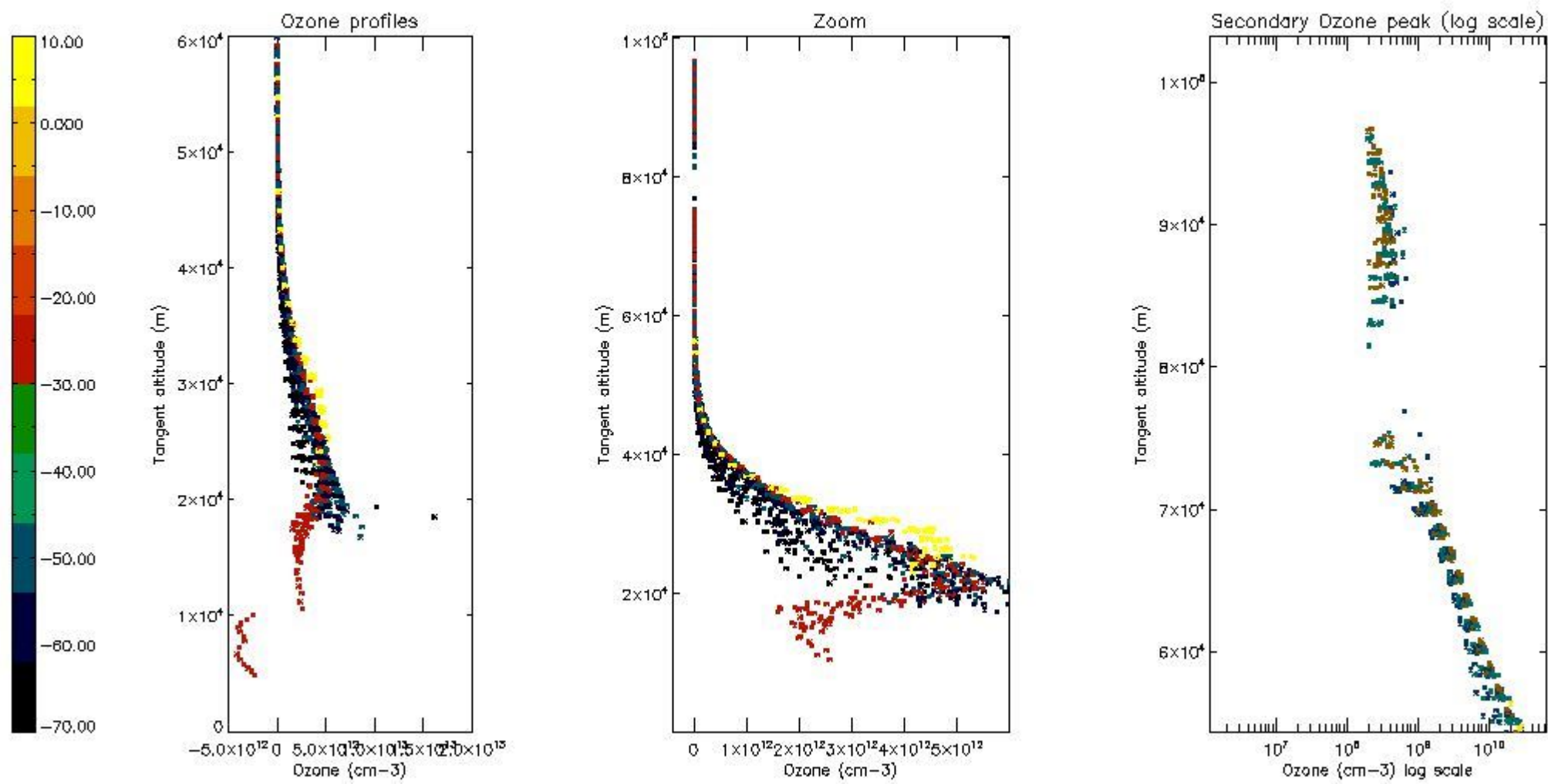
5.3 Plot ozone profiles where STD < 20% (dark without errors)

The colorbar represents the latitude.



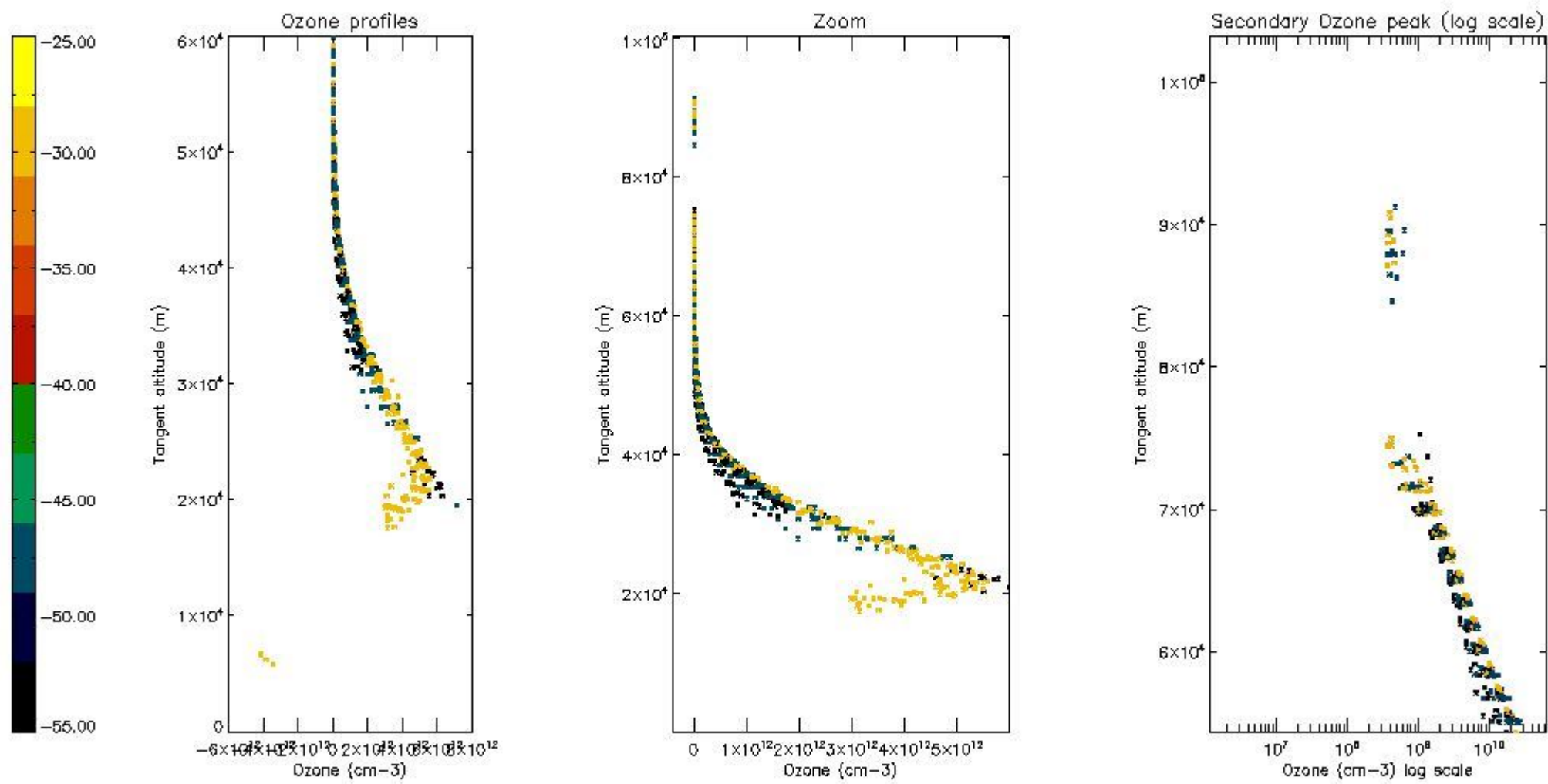
*5.4 Plot ozone profiles where STD < 10% (dark without errors)*

The colorbar represents the latitude.



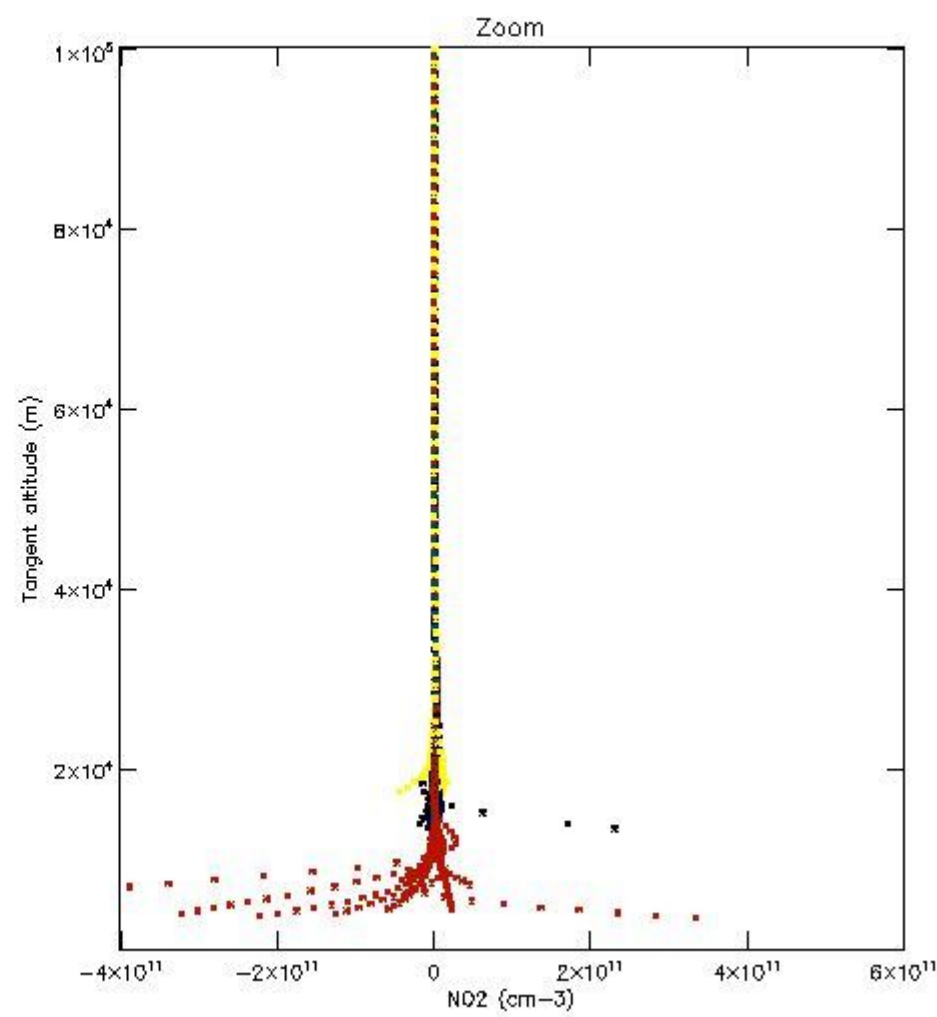
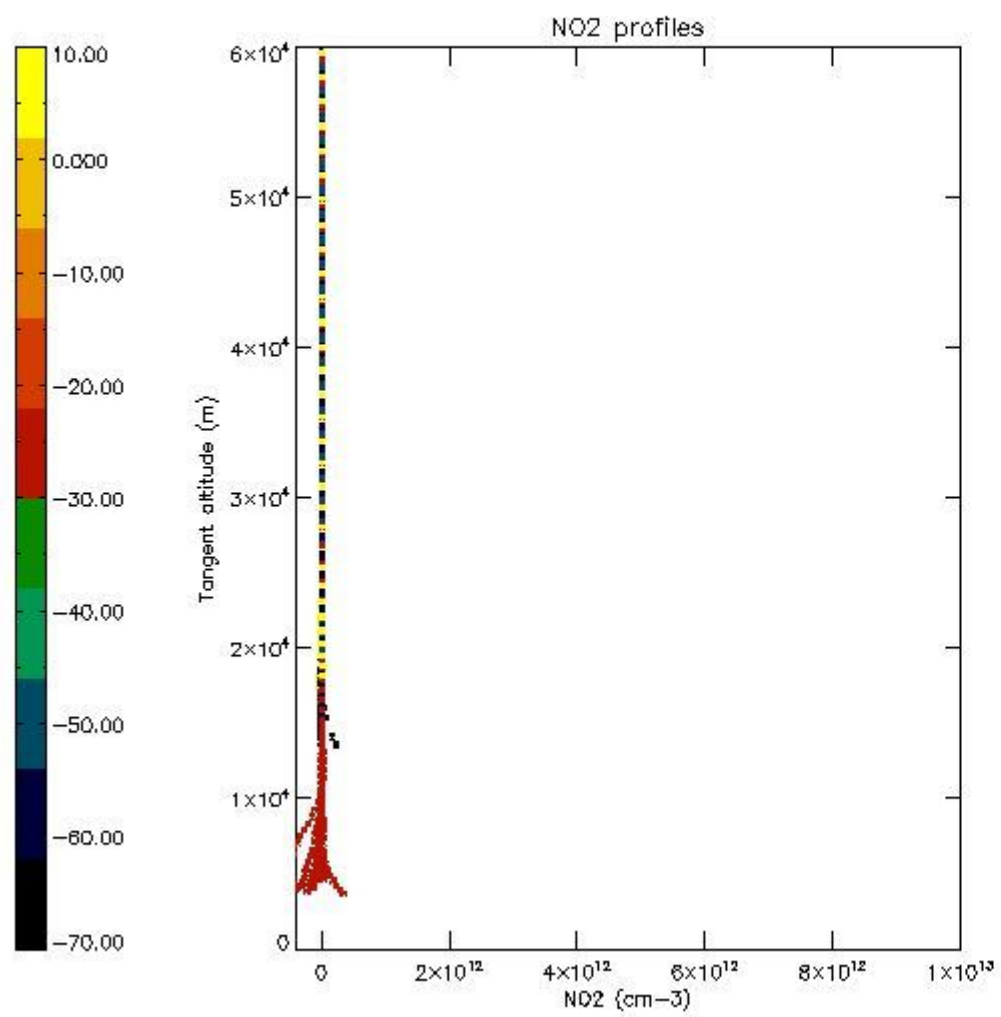
*5.5 Plot ozone profiles where STD < 5% (dark without errors)*

The colorbar represents the latitude.



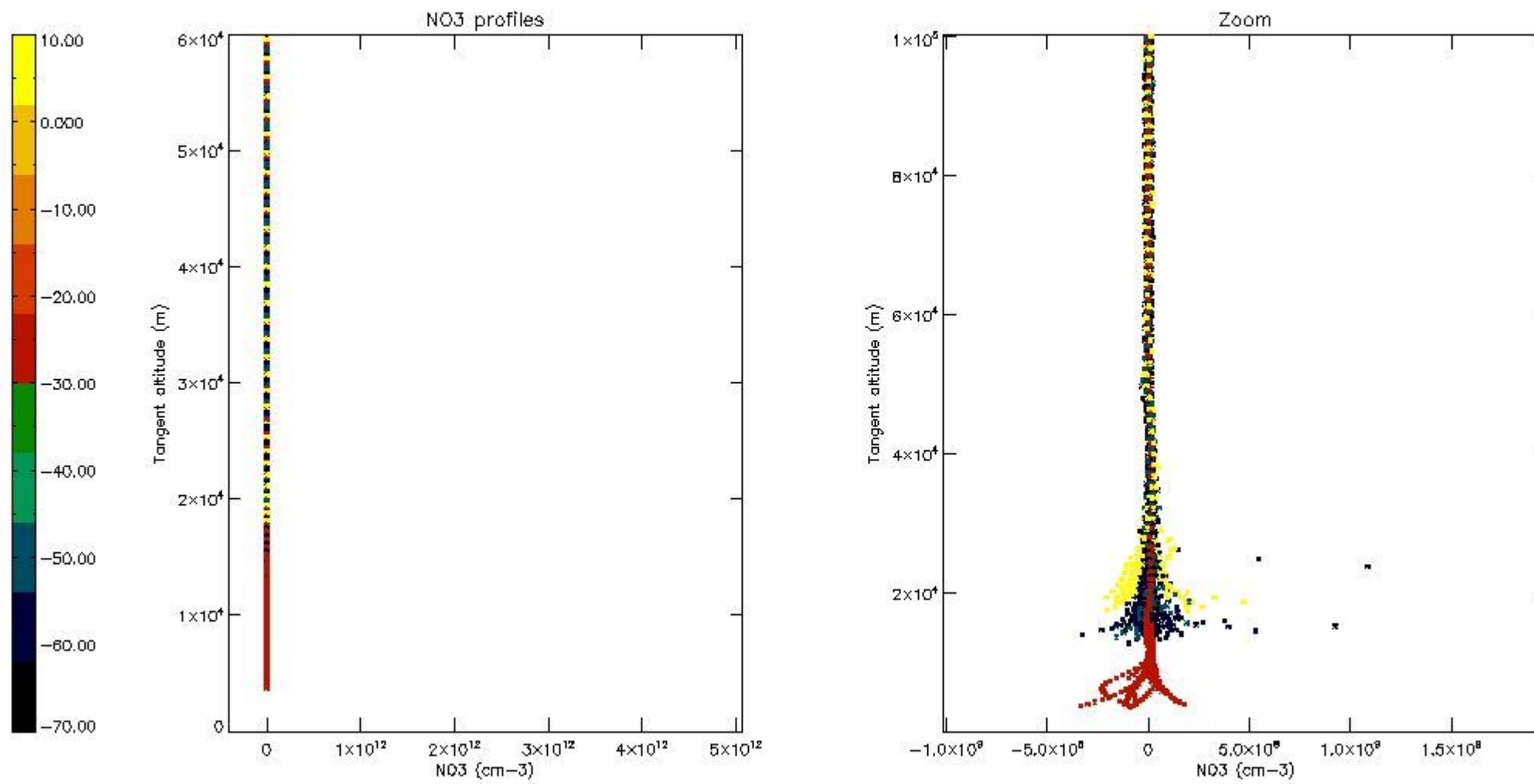
*5.6 Plot NO<sub>2</sub> profiles for all STD (dark without errors)*

The colorbar represents the latitude.



*5.7 Plot NO3 profiles for all STD (dark without errors)*

The colorbar represents the latitude.



## 6. Auxiliary Data Files used for the production reported in section 2

The number reported in the third column indicates since which file (see list in section 2) the corresponding auxiliary file has been used. The fourth column is the date of those product files.

Type	Auxiliary Filename	Used since product	Used since product date
INST_PHYS_CHARACTERISTICS	GOM_INS_AXVIEC20091111_143220_20030716_120000_20500101_000000	1	29-AUG-2005 03:01:33
LEVEL-2_PROC_CONFIG	GOM_PR2_AXVIEC20091111_152718_20020301_000000_20500101_000000	1	29-AUG-2005 03:01:33
CROSS_SECTIONS_FILE	GOM_CRS_AXVIEC20091111_154832_20020301_000000_20500101_000000	1	29-AUG-2005 03:01:33



# GOMOS Level 2 Daily Report

## SUMMARY

### [1. General Info](#)

### [2. Summary of processed GOM\\_NL\\_2P products](#)

### [3. Level 2 Quality information per product](#)

#### [3.1 Plot of level 2 quality information per product \(time dependant\)](#)

#### [3.2 Plot of level 2 quality information per product \(world map\)](#)

### [4. Level 1 Quality information per product \(stored on level 2 products\)](#)

#### [4.1 Plot of level 1 quality information per product \(time dependant\)](#)

##### [4.1.1 Plot of level 1 quality information per product \(time dependant\): ASCENDING](#)

##### [4.1.2 Plot of level 1 quality information per product \(time dependant\): DESCENDING](#)

#### [4.2 Plot of level 1 quality information per product \(world map\)](#)

##### [4.2.1 Plot of level 1 quality information per product \(world map\): ASCENDING](#)

##### [4.2.2 Plot of level 1 quality information per product \(world map\): DESCENDING](#)

### [5. Ozone profiles based on quality statistics and other trace gas profiles](#)

#### [5.1 Ozone statistics based on quality of products](#)

#### [5.2 Plot ozone profiles for all STD \(dark without errors\)](#)

#### [5.3 Plot ozone profiles where STD < 20% \(dark without errors\)](#)

#### [5.4. Plot ozone profiles where STD < 10% \(dark without errors\)](#)

#### [5.5. Plot ozone profiles where STD < 5% \(dark without errors\)](#)

#### [5.6 Plot NO2 profiles for all STD \(dark without errors\)](#)

#### [5.7 Plot NO3 profiles for all STD \(dark without errors\)](#)

#### [5.8 Plot H2O profiles \(only for occultations of stars 1,2,3,4,13,14,16,26,63 dark without errors\) for all STD](#)

### [6. Auxiliary Data Files used for the production reported in section 2](#)

This report presents the daily analysis on parameters extracted from GOMOS level 2 data (GOM\_NL\_\_2P). It is intended to monitor some important parameters that will impact the quality of these products. A list of level 2 products (and content) that have arrived during the reporting day to the PCF is also given.

Item	Value
Time of report generation	18APR2013 10:38:34
Data source version	GOMOS/6.01
Start time of products	29-08-2005 (29AUG2005 00:00:00)
Stop time of products	30-08-2005 (30AUG2005 00:00:00)
Store outputs in DB	Yes
Nb of level 2 prods	139
Nb of prods with errors	0

## 2. Summary of processed GOM\_NL\_\_2P products.

Nr	Filename	UTC Start time	Limb	Duration	Star Id	Star Name	Star Mag	Star Temp	Nb Meas	Orbit	Prod. error
1	GOM_NL__2PRFIN20050829_030133_000000372040_00190_18280_6281.N1	29-AUG-2005 03:01:33	Dark	37.000	135	Bet Hyi	2.8200	5800.0	74	18280	No
2	GOM_NL__2PRFIN20050829_030706_000000402040_00190_18280_6282.N1	29-AUG-2005 03:07:06	Straylight	39.500	148	Alp Tuc	2.8780	4100.0	79	18280	No
3	GOM_NL__2PRFIN20050829_031045_000000252040_00190_18280_6283.N1	29-AUG-2005 03:10:45	Straylight	25.000	31	Alp Gru	1.7340	15200.	50	18280	No
4	GOM_NL__2PRFIN20050829_032752_000000392040_00190_18280_6284.N1	29-AUG-2005 03:27:52	Bright	39.000	11	53Alp Aql	0.76500	8000.0	78	18280	No
5	GOM_NL__2PRFIN20050829_033607_000000362040_00190_18280_6285.N1	29-AUG-2005 03:36:07	Bright	35.500	66	37Gam Cyg	2.2080	5900.0	71	18280	No
6	GOM_NL__2PRFIN20050829_033747_000000352040_00190_18280_6286.N1	29-AUG-2005 03:37:47	Bright	34.500	144	18Del Cyg	2.8600	11000.	69	18280	No
7	GOM_NL__2PRFIN20050829_034939_000000362040_00190_18280_6287.N1	29-AUG-2005 03:49:39	Bright	35.500	60	7Bet UMi	2.0810	3950.0	71	18280	No
8	GOM_NL__2PRFIN20050829_035617_000000372040_00190_18280_6288.N1	29-AUG-2005 03:56:17	Bright	37.000	36	50Alp UMa	1.8000	6300.0	74	18280	No
9	GOM_NL__2PRFIN20050829_042215_000000362040_00190_18280_6289.N1	29-AUG-2005 04:22:15	Dark	36.000	132	15Rho Pup	2.8030	6900.0	72	18280	No
10	GOM_NL__2PRFIN20050829_042419_000000402040_00190_18280_6290.N1	29-AUG-2005 04:24:19	Dark	39.500	88	31Eta CMa	2.4480	20000.	79	18280	No
11	GOM_NL__2PRFIN20050829_042635_000000392040_00190_18280_6291.N1	29-AUG-2005 04:26:35	Dark	38.500	70	Zet Pup	2.2460	39000.	77	18280	No
12	GOM_NL__2PRFIN20050829_043138_000000532040_00190_18280_6292.N1	29-AUG-2005 04:31:38	Dark	53.000	2	Alp Car	-0.73600	7000.0	106	18280	No
13	GOM_NL__2PRFIN20050829_044209_000000382040_00191_18281_6281.N1	29-AUG-2005 04:42:09	Dark	37.500	135	Bet Hyi	2.8200	5800.0	75	18281	No
14	GOM_NL__2PRFIN20050829_044742_000000382040_00191_18281_6282.N1	29-AUG-2005 04:47:42	Straylight	37.500	148	Alp Tuc	2.8780	4100.0	75	18281	No
15	GOM_NL__2PRFIN20050829_045121_000000252040_00191_18281_6283.N1	29-AUG-2005 04:51:21	Straylight	25.000	31	Alp Gru	1.7340	15200.	50	18281	No
16	GOM_NL__2PRFIN20050829_050828_000000382040_00191_18281_6284.N1	29-AUG-2005 05:08:28	Bright	37.500	11	53Alp Aql	0.76500	8000.0	75	18281	No
17	GOM_NL__2PRFIN20050829_051643_000000352040_00191_18281_6285.N1	29-AUG-2005 05:16:43	Bright	34.500	66	37Gam Cyg	2.2080	5900.0	69	18281	No
18	GOM_NL__2PRFIN20050829_051823_000000352040_00191_18281_6286.N1	29-AUG-2005 05:18:23	Bright	34.500	144	18Del Cyg	2.8600	11000.	69	18281	No
19	GOM_NL__2PRFIN20050829_053015_000000332040_00191_18281_6287.N1	29-AUG-2005 05:30:15	Bright	32.500	60	7Bet UMi	2.0810	3950.0	65	18281	No
20	GOM_NL__2PRFIN20050829_071729_000000372040_00192_18282_6281.N1	29-AUG-2005 07:17:29	Bright	36.500	36	50Alp UMa	1.8000	6300.0	73	18282	No
21	GOM_NL__2PRFIN20050829_074327_000000342040_00192_18282_6282.N1	29-AUG-2005 07:43:27	Dark	34.000	132	15Rho Pup	2.8030	6900.0	68	18282	No
22	GOM_NL__2PRFIN20050829_074531_000000412040_00192_18282_6283.N1	29-AUG-2005 07:45:31	Dark	40.500	88	31Eta CMa	2.4480	20000.	81	18282	No
23	GOM_NL__2PRFIN20050829_074747_000000392040_00192_18282_6284.N1	29-AUG-2005 07:47:47	Dark	39.000	70	Zet Pup	2.2460	39000.	78	18282	No
24	GOM_NL__2PRFIN20050829_075251_000000452040_00192_18282_6285.N1	29-AUG-2005 07:52:51	Dark	45.000	2	Alp Car	-0.73600	7000.0	90	18282	No
25	GOM_NL__2PRFIN20050829_080321_000000372040_00193_18283_6281.N1	29-AUG-2005 08:03:21	Dark	37.000	135	Bet Hyi	2.8200	5800.0	74	18283	No
26	GOM_NL__2PRFIN20050829_080855_000000412040_00193_18283_6282.N1	29-AUG-2005 08:08:55	Straylight	41.000	148	Alp Tuc	2.8780	4100.0	82	18283	No
27	GOM_NL__2PRFIN20050829_081233_000000352040_00193_18283_6283.N1	29-AUG-2005 08:12:33	Straylight	34.500	31	Alp Gru	1.7340	15200.	69	18283	No
28	GOM_NL__2PRFIN20050829_082940_000000382040_00193_18283_6284.N1	29-AUG-2005 08:29:40	Bright	38.000	11	53Alp Aql	0.76500	8000.0	76	18283	No
29	GOM_NL__2PRFIN20050829_083755_000000372040_00193_18283_6285.N1	29-AUG-2005 08:37:55	Bright	36.500	66	37Gam Cyg	2.2080	5900.0	73	18283	No
30	GOM_NL__2PRFIN20050829_083935_000000352040_00193_18283_6286.N1	29-AUG-2005 08:39:35	Bright	35.000	144	18Del Cyg	2.8600	11000.	70	18283	No
31	GOM_NL__2PRFIN20050829_085127_000000332040_00193_18283_6287.N1	29-AUG-2005 08:51:27	Bright	33.000	60	7Bet UMi	2.0810	3950.0	66	18283	No
32	GOM_NL__2PRFIN20050829_085805_000000362040_00193_18283_6288.N1	29-AUG-2005 08:58:05	Bright	35.500	36	50Alp UMa	1.8000	6300.0	71	18283	No
33	GOM_NL__2PRFIN20050829_092403_000000402040_00193_18283_6289.N1	29-AUG-2005 09:24:03	Dark	39.500	132	15Rho Pup	2.8030	6900.0	79	18283	No
34	GOM_NL__2PRFIN20050829_092608_000000412040_00193_18283_6290.N1	29-AUG-2005 09:26:08	Dark	40.500	88	31Eta CMa	2.4480	20000.	81	18283	No
35	GOM_NL__2PRFIN20050829_092823_000000392040_00193_18283_6291.N1	29-AUG-2005 09:28:23	Dark	39.000	70	Zet Pup	2.2460	39000.	78	18283	No
36	GOM_NL__2PRFIN20050829_093327_000000432040_00193_18283_6292.N1	29-AUG-2005 09:33:27	Dark	42.500	2	Alp Car	-0.73600	7000.0	85	18283	No
37	GOM_NL__2PRFIN20050829_094358_000000392040_00194_18284_6282.N1	29-AUG-2005 09:43:58	Dark	38.500	135	Bet Hyi	2.8200	5800.0	77	18284	No
38	GOM_NL__2PRFIN20050829_094931_000000402040_00194_18284_6283.N1	29-AUG-2005 09:49:31	Straylight	39.500	148	Alp Tuc	2.8780	4100.0	79	18284	No
39	GOM_NL__2PRFIN20050829_095310_000000412040_00194_18284_6284.N1	29-AUG-2005 09:53:10	Straylight	41.000	31	Alp Gru	1.7340	15200.	82	18284	No
40	GOM_NL__2PRFIN20050829_101016_000000382040_00194_18284_6285.N1	29-AUG-2005 10:10:16	Bright	37.500	11	53Alp Aql	0.76500	8000.0	75	18284	No
41	GOM_NL__2PRFIN20050829_101831_000000382040_00194_18284_6286.N1	29-AUG-2005 10:18:31	Bright	37.500	66	37Gam Cyg	2.2080	5900.0	75	18284	No
42	GOM_NL__2PRFIN20050829_102011_000000362040_00194_18284_6287.N1	29-AUG-2005 10:20:11	Bright	35.500	144	18Del Cyg	2.8600	11000.	71	18284	No

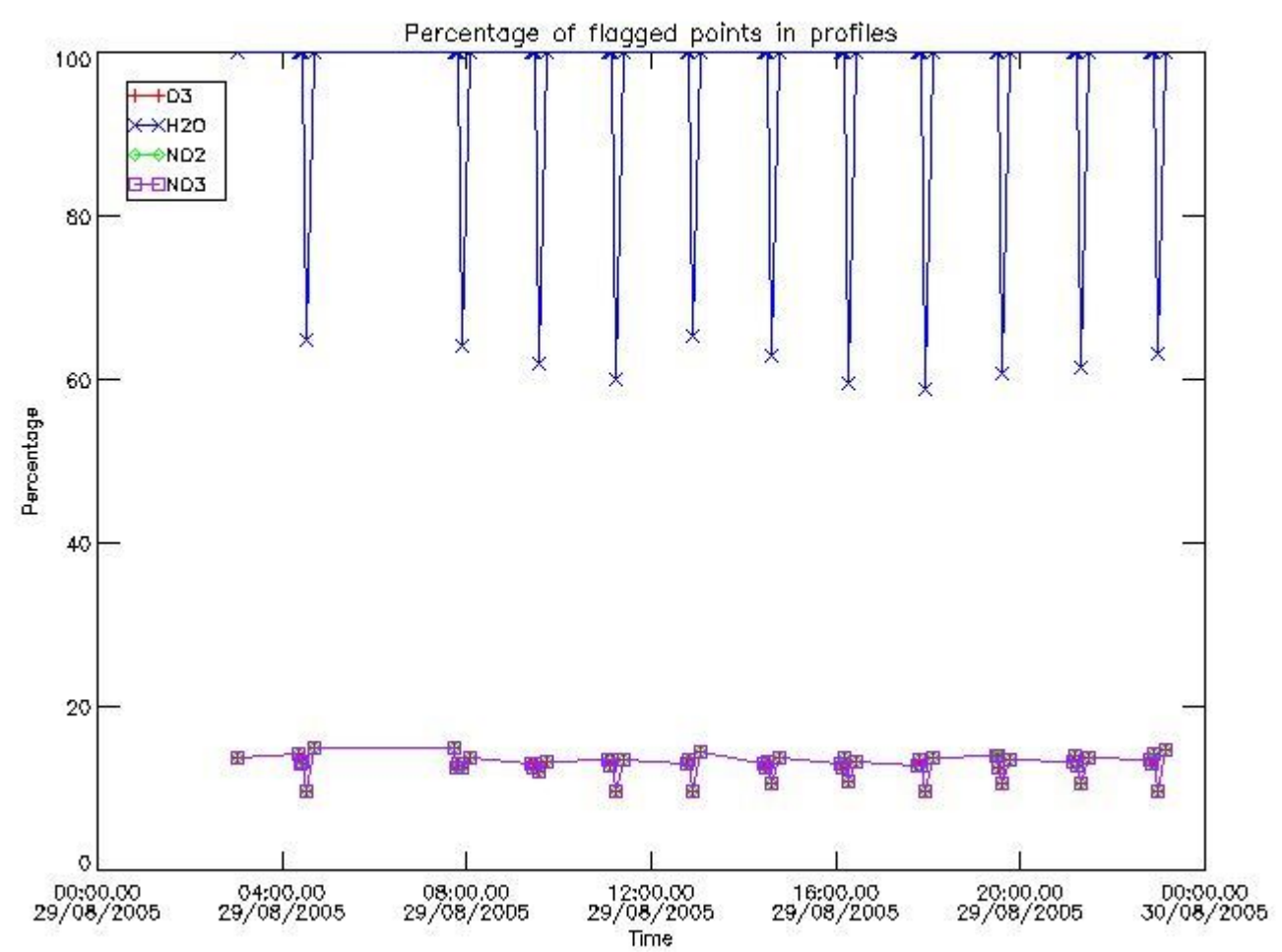
43	GOM_NL__2PRFIN20050829_103204_000000362040_00194_18284_6288.N1	29-AUG-2005 10:32:04	Bright	36.000	60	7Bet UMi	2.0810	3950.0	72	18284	No
44	GOM_NL__2PRFIN20050829_103842_000000402040_00194_18284_6289.N1	29-AUG-2005 10:38:42	Bright	39.500	36	50Alp UMa	1.8000	6300.0	79	18284	No
45	GOM_NL__2PRFIN20050829_110440_000000382040_00194_18284_6290.N1	29-AUG-2005 11:04:40	Dark	37.500	132	15Rho Pup	2.8030	6900.0	75	18284	No
46	GOM_NL__2PRFIN20050829_110644_000000402040_00194_18284_6291.N1	29-AUG-2005 11:06:44	Dark	40.000	88	31Eta CMa	2.4480	20000.	80	18284	No
47	GOM_NL__2PRFIN20050829_110859_000000382040_00194_18284_6292.N1	29-AUG-2005 11:08:59	Dark	37.500	70	Zet Pup	2.2460	39000.	75	18284	No
48	GOM_NL__2PRFIN20050829_111403_000000532040_00194_18284_6293.N1	29-AUG-2005 11:14:03	Dark	53.000	2	Alp Car	-0.73600	7000.0	106	18284	No
49	GOM_NL__2PRFIN20050829_112434_000000382040_00195_18285_6283.N1	29-AUG-2005 11:24:34	Dark	38.000	135	Bet Hyi	2.8200	5800.0	76	18285	No
50	GOM_NL__2PRFIN20050829_113007_000000382040_00195_18285_6284.N1	29-AUG-2005 11:30:07	Straylight	38.000	148	Alp Tuc	2.8780	4100.0	76	18285	No
51	GOM_NL__2PRFIN20050829_113346_000000402040_00195_18285_6285.N1	29-AUG-2005 11:33:46	Straylight	39.500	31	Alp Gru	1.7340	15200.	79	18285	No
52	GOM_NL__2PRFIN20050829_115053_000000372040_00195_18285_6286.N1	29-AUG-2005 11:50:53	Bright	37.000	11	53Alp Aql	0.76500	8000.0	74	18285	No
53	GOM_NL__2PRFIN20050829_115907_000000362040_00195_18285_6287.N1	29-AUG-2005 11:59:07	Bright	36.000	66	37Gam Cyg	2.2080	5900.0	72	18285	No
54	GOM_NL__2PRFIN20050829_120047_000000352040_00195_18285_6288.N1	29-AUG-2005 12:00:47	Bright	35.000	144	18Del Cyg	2.8600	11000.	70	18285	No
55	GOM_NL__2PRFIN20050829_121240_000000362040_00195_18285_6289.N1	29-AUG-2005 12:12:40	Bright	36.000	60	7Bet UMi	2.0810	3950.0	72	18285	No
56	GOM_NL__2PRFIN20050829_121918_000000452040_00195_18285_6290.N1	29-AUG-2005 12:19:18	Bright	45.000	36	50Alp UMa	1.8000	6300.0	90	18285	No
57	GOM_NL__2PRFIN20050829_124516_000000392040_00195_18285_6291.N1	29-AUG-2005 12:45:16	Dark	39.000	132	15Rho Pup	2.8030	6900.0	78	18285	No
58	GOM_NL__2PRFIN20050829_124720_000000392040_00195_18285_6292.N1	29-AUG-2005 12:47:20	Dark	39.000	88	31Eta CMa	2.4480	20000.	78	18285	No
59	GOM_NL__2PRFIN20050829_124935_000000382040_00195_18285_6293.N1	29-AUG-2005 12:49:35	Dark	37.500	70	Zet Pup	2.2460	39000.	75	18285	No
60	GOM_NL__2PRFIN20050829_125440_000000532040_00195_18285_6294.N1	29-AUG-2005 12:54:40	Dark	52.500	2	Alp Car	-0.73600	7000.0	105	18285	No
61	GOM_NL__2PRFIN20050829_130510_000000362040_00196_18286_6284.N1	29-AUG-2005 13:05:10	Dark	35.500	135	Bet Hyi	2.8200	5800.0	71	18286	No
62	GOM_NL__2PRFIN20050829_131043_000000382040_00196_18286_6285.N1	29-AUG-2005 13:10:43	Straylight	38.000	148	Alp Tuc	2.8780	4100.0	76	18286	No
63	GOM_NL__2PRFIN20050829_131422_000000402040_00196_18286_6286.N1	29-AUG-2005 13:14:22	Straylight	39.500	31	Alp Gru	1.7340	15200.	79	18286	No
64	GOM_NL__2PRFIN20050829_133129_000000382040_00196_18286_6287.N1	29-AUG-2005 13:31:29	Bright	37.500	11	53Alp Aql	0.76500	8000.0	75	18286	No
65	GOM_NL__2PRFIN20050829_133943_000000372040_00196_18286_6288.N1	29-AUG-2005 13:39:43	Bright	36.500	66	37Gam Cyg	2.2080	5900.0	73	18286	No
66	GOM_NL__2PRFIN20050829_134123_000000352040_00196_18286_6289.N1	29-AUG-2005 13:41:23	Bright	35.000	144	18Del Cyg	2.8600	11000.	70	18286	No
67	GOM_NL__2PRFIN20050829_135316_000000382040_00196_18286_6290.N1	29-AUG-2005 13:53:16	Bright	37.500	60	7Bet UMi	2.0810	3950.0	75	18286	No
68	GOM_NL__2PRFIN20050829_135954_000000362040_00196_18286_6291.N1	29-AUG-2005 13:59:54	Bright	35.500	36	50Alp UMa	1.8000	6300.0	71	18286	No
69	GOM_NL__2PRFIN20050829_142552_000000402040_00196_18286_6292.N1	29-AUG-2005 14:25:52	Dark	39.500	132	15Rho Pup	2.8030	6900.0	79	18286	No
70	GOM_NL__2PRFIN20050829_142756_000000412040_00196_18286_6293.N1	29-AUG-2005 14:27:56	Dark	40.500	88	31Eta CMa	2.4480	20000.	81	18286	No
71	GOM_NL__2PRFIN20050829_143011_000000392040_00196_18286_6294.N1	29-AUG-2005 14:30:11	Dark	38.500	70	Zet Pup	2.2460	39000.	77	18286	No
72	GOM_NL__2PRFIN20050829_143516_000000532040_00196_18286_6295.N1	29-AUG-2005 14:35:16	Dark	53.000	2	Alp Car	-0.73600	7000.0	106	18286	No
73	GOM_NL__2PRFIN20050829_144546_000000372040_00197_18287_6284.N1	29-AUG-2005 14:45:46	Dark	37.000	135	Bet Hyi	2.8200	5800.0	74	18287	No
74	GOM_NL__2PRFIN20050829_145119_000000382040_00197_18287_6285.N1	29-AUG-2005 14:51:19	Straylight	37.500	148	Alp Tuc	2.8780	4100.0	75	18287	No
75	GOM_NL__2PRFIN20050829_145458_000000382040_00197_18287_6286.N1	29-AUG-2005 14:54:58	Straylight	37.500	31	Alp Gru	1.7340	15200.	75	18287	No
76	GOM_NL__2PRFIN20050829_151205_000000372040_00197_18287_6287.N1	29-AUG-2005 15:12:05	Bright	37.000	11	53Alp Aql	0.76500	8000.0	74	18287	No
77	GOM_NL__2PRFIN20050829_152019_000000362040_00197_18287_6288.N1	29-AUG-2005 15:20:19	Bright	35.500	66	37Gam Cyg	2.2080	5900.0	71	18287	No
78	GOM_NL__2PRFIN20050829_152200_000000352040_00197_18287_6289.N1	29-AUG-2005 15:22:00	Bright	34.500	144	18Del Cyg	2.8600	11000.	69	18287	No
79	GOM_NL__2PRFIN20050829_153352_000000352040_00197_18287_6290.N1	29-AUG-2005 15:33:52	Bright	34.500	60	7Bet UMi	2.0810	3950.0	69	18287	No
80	GOM_NL__2PRFIN20050829_154030_000000362040_00197_18287_6291.N1	29-AUG-2005 15:40:30	Bright	36.000	36	50Alp UMa	1.8000	6300.0	72	18287	No
81	GOM_NL__2PRFIN20050829_160628_000000402040_00197_18287_6292.N1	29-AUG-2005 16:06:28	Dark	39.500	132	15Rho Pup	2.8030	6900.0	79	18287	No
82	GOM_NL__2PRFIN20050829_160833_000000412040_00197_18287_6293.N1	29-AUG-2005 16:08:33	Dark	40.500	88	31Eta CMa	2.4480	20000.	81	18287	No
83	GOM_NL__2PRFIN20050829_161047_000000372040_00197_18287_6294.N1	29-AUG-2005 16:10:47	Dark	37.000	70	Zet Pup	2.2460	39000.	74	18287	No
84	GOM_NL__2PRFIN20050829_161552_000000482040_00197_18287_6295.N1	29-AUG-2005 16:15:52	Dark	47.500	2	Alp Car	-0.73600	7000.0	95	18287	No
85	GOM_NL__2PRFIN20050829_162622_000000392040_00198_18288_6466.N1	29-AUG-2005 16:26:22	Dark	38.500	135	Bet Hyi	2.8200	5800.0	77	18288	No
86	GOM_NL__2PRFIN20050829_163155_000000392040_00198_18288_6467.N1	29-AUG-2005 16:31:55	Straylight	38.500	148	Alp Tuc	2.8780	4100.0	77	18288	No
87	GOM_NL__2PRFIN20050829_163534_000000422040_00198_18288_6468.N1	29-AUG-2005 16:35:34	Straylight	41.500	31	Alp Gru	1.7340	15200.	83	18288	No
88	GOM_NL__2PRFIN20050829_165241_000000382040_00198_18288_6469.N1	29-AUG-2005 16:52:41	Bright	37.500	11	53Alp Aql	0.76500	8000.0	75	18288	No
89	GOM_NL__2PRFIN20050829_170055_000000382040_00198_18288_6470.N1	29-AUG-2005 17:00:55	Bright	37.500	66	37Gam Cyg	2.2080	5900.0	75	18288	No
90	GOM_NL__2PRFIN20050829_170236_000000352040_00198_18288_6471.N1	29-AUG-2005 17:02:36	Bright	34.500	144	18Del Cyg	2.8600	11000.	69	18288	No
91	GOM_NL__2PRFIN20050829_171429_000000372040_00198_18288_6472.N1	29-AUG-2005 17:14:29	Bright	36.500	60	7Bet UMi	2.0810	3950.0	73	18288	No
92	GOM_NL__2PRFIN20050829_172107_000000372040_00198_18288_6473.N1	29-AUG-2005 17:21:07	Bright	36.500	36	50Alp UMa	1.8000	6300.0	73	18288	No
93	GOM_NL__2PRFIN20050829_174704_000000402040_00198_18288_6474.N1	29-AUG-2005 17:47:04	Dark	40.000	132	15Rho Pup	2.8030	6900.0	80	18288	No
94	GOM_NL__2PRFIN20050829_174909_000000422040_00198_18288_6475.N1	29-AUG-2005 17:49:09	Dark	41.500	88	31Eta CMa	2.4480	20000.	83	18288	No
95	GOM_NL__2PRFIN20050829_175123_000000402040_00198_18288_6476.N1	29-AUG-2005 17:51:23	Dark	40.000	70	Zet Pup	2.2460	39000.	80	18288	No
96	GOM_NL__2PRFIN20050829_175629_000000532040_00198_18288_6477.N1	29-AUG-2005 17:56:29	Dark	52.500	2	Alp Car	-0.73600	7000.0	105	18288	No
97	GOM_NL__2PRFIN20050829_180658_000000372040_00199_18289_6283.N1	29-AUG-2005 18:06:58	Dark	37.000	135	Bet Hyi	2.8200	5800.0	74	18289	No
98	GOM_NL__2PRFIN20050829_181232_000000372040_00199_18289_6284.N1	29-AUG-2005 18:12:32	Straylight	37.000	148	Alp Tuc	2.8780	4100.0	74	18289	No
99	GOM_NL__2PRFIN20050829_181611_000000402040_00199_18289_6285.N1	29-AUG-2005 18:16:11	Straylight	40.000	31	Alp Gru	1.7340	15200.	80	18289	No
100	GOM_NL__2PRFIN20050829_183317_000000372040_00199_18289_6286.N1	29-AUG-2005 18:33:17	Bright	36.500	11	53Alp Aql	0.76500	8000.0	73	18289	No
101	GOM_NL__2PRFIN20050829_184131_000000362040_00199_18289_6287.N1	29-AUG-2005 18:41:31	Bright	35.500	66	37Gam Cyg	2.2080	5900.0	71	18289	No

102	GOM_NL__2PRFIN20050829_184312_000000352040_00199_18289_6288.N1	29-AUG-2005 18:43:12	Bright	34.500	144	18Del Cyg	2.8600	11000.	69	18289	No
103	GOM_NL__2PRFIN20050829_185505_000000372040_00199_18289_6289.N1	29-AUG-2005 18:55:05	Bright	36.500	60	7Bet UMi	2.0810	3950.0	73	18289	No
104	GOM_NL__2PRFIN20050829_190143_000000342040_00199_18289_6290.N1	29-AUG-2005 19:01:43	Bright	34.000	36	50Alp UMa	1.8000	6300.0	68	18289	No
105	GOM_NL__2PRFIN20050829_192740_000000402040_00199_18289_6291.N1	29-AUG-2005 19:27:40	Dark	40.000	132	15Rho Pup	2.8030	6900.0	80	18289	No
106	GOM_NL__2PRFIN20050829_192945_000000412040_00199_18289_6292.N1	29-AUG-2005 19:29:45	Dark	41.000	88	31Eta CMa	2.4480	20000.	82	18289	No
107	GOM_NL__2PRFIN20050829_193159_000000372040_00199_18289_6293.N1	29-AUG-2005 19:31:59	Dark	36.500	70	Zet Pup	2.2460	39000.	73	18289	No
108	GOM_NL__2PRFIN20050829_193705_000000532040_00199_18289_6294.N1	29-AUG-2005 19:37:05	Dark	52.500	2	Alp Car	-0.73600	7000.0	105	18289	No
109	GOM_NL__2PRFIN20050829_194734_000000382040_00200_18290_6283.N1	29-AUG-2005 19:47:34	Dark	37.500	135	Bet Hyi	2.8200	5800.0	75	18290	No
110	GOM_NL__2PRFIN20050829_195308_000000382040_00200_18290_6284.N1	29-AUG-2005 19:53:08	Straylight	38.000	148	Alp Tuc	2.8780	4100.0	76	18290	No
111	GOM_NL__2PRFIN20050829_195647_000000422040_00200_18290_6285.N1	29-AUG-2005 19:56:47	Straylight	42.000	31	Alp Gru	1.7340	15200.	84	18290	No
112	GOM_NL__2PRFIN20050829_201354_000000372040_00200_18290_6286.N1	29-AUG-2005 20:13:54	Bright	37.000	11	53Alp Aql	0.76500	8000.0	74	18290	No
113	GOM_NL__2PRFIN20050829_202207_000000352040_00200_18290_6287.N1	29-AUG-2005 20:22:07	Bright	34.500	66	37Gam Cyg	2.2080	5900.0	69	18290	No
114	GOM_NL__2PRFIN20050829_202348_000000362040_00200_18290_6288.N1	29-AUG-2005 20:23:48	Bright	36.000	144	18Del Cyg	2.8600	11000.	72	18290	No
115	GOM_NL__2PRFIN20050829_203541_000000362040_00200_18290_6289.N1	29-AUG-2005 20:35:41	Bright	36.000	60	7Bet UMi	2.0810	3950.0	72	18290	No
116	GOM_NL__2PRFIN20050829_204219_000000362040_00200_18290_6290.N1	29-AUG-2005 20:42:19	Bright	35.500	36	50Alp UMa	1.8000	6300.0	71	18290	No
117	GOM_NL__2PRFIN20050829_210816_000000392040_00200_18290_6291.N1	29-AUG-2005 21:08:16	Dark	38.500	132	15Rho Pup	2.8030	6900.0	77	18290	No
118	GOM_NL__2PRFIN20050829_211021_000000402040_00200_18290_6292.N1	29-AUG-2005 21:10:21	Dark	40.000	88	31Eta CMa	2.4480	20000.	80	18290	No
119	GOM_NL__2PRFIN20050829_211236_000000402040_00200_18290_6293.N1	29-AUG-2005 21:12:36	Dark	40.000	70	Zet Pup	2.2460	39000.	80	18290	No
120	GOM_NL__2PRFIN20050829_211741_000000492040_00200_18290_6294.N1	29-AUG-2005 21:17:41	Dark	48.500	2	Alp Car	-0.73600	7000.0	97	18290	No
121	GOM_NL__2PRFIN20050829_212810_000000372040_00201_18291_6283.N1	29-AUG-2005 21:28:10	Dark	37.000	135	Bet Hyi	2.8200	5800.0	74	18291	No
122	GOM_NL__2PRFIN20050829_213344_000000402040_00201_18291_6284.N1	29-AUG-2005 21:33:44	Straylight	39.500	148	Alp Tuc	2.8780	4100.0	79	18291	No
123	GOM_NL__2PRFIN20050829_213723_000000382040_00201_18291_6285.N1	29-AUG-2005 21:37:23	Straylight	38.000	31	Alp Gru	1.7340	15200.	76	18291	No
124	GOM_NL__2PRFIN20050829_215430_000000392040_00201_18291_6286.N1	29-AUG-2005 21:54:30	Bright	38.500	11	53Alp Aql	0.76500	8000.0	77	18291	No
125	GOM_NL__2PRFIN20050829_220243_000000342040_00201_18291_6287.N1	29-AUG-2005 22:02:43	Bright	33.500	66	37Gam Cyg	2.2080	5900.0	67	18291	No
126	GOM_NL__2PRFIN20050829_220424_000000362040_00201_18291_6288.N1	29-AUG-2005 22:04:24	Bright	35.500	144	18Del Cyg	2.8600	11000.	71	18291	No
127	GOM_NL__2PRFIN20050829_221617_000000362040_00201_18291_6289.N1	29-AUG-2005 22:16:17	Bright	36.000	60	7Bet UMi	2.0810	3950.0	72	18291	No
128	GOM_NL__2PRFIN20050829_222255_000000372040_00201_18291_6290.N1	29-AUG-2005 22:22:55	Bright	37.000	36	50Alp UMa	1.8000	6300.0	74	18291	No
129	GOM_NL__2PRFIN20050829_224852_000000382040_00201_18291_6291.N1	29-AUG-2005 22:48:52	Dark	38.000	132	15Rho Pup	2.8030	6900.0	76	18291	No
130	GOM_NL__2PRFIN20050829_225058_000000402040_00201_18291_6292.N1	29-AUG-2005 22:50:58	Dark	39.500	88	31Eta CMa	2.4480	20000.	79	18291	No
131	GOM_NL__2PRFIN20050829_225312_000000362040_00201_18291_6293.N1	29-AUG-2005 22:53:12	Dark	36.000	70	Zet Pup	2.2460	39000.	72	18291	No
132	GOM_NL__2PRFIN20050829_225818_000000542040_00201_18291_6294.N1	29-AUG-2005 22:58:18	Dark	53.500	2	Alp Car	-0.73600	7000.0	107	18291	No
133	GOM_NL__2PRFIN20050829_230847_000000382040_00202_18292_6283.N1	29-AUG-2005 23:08:47	Dark	38.000	135	Bet Hyi	2.8200	5800.0	76	18292	No
134	GOM_NL__2PRFIN20050829_231420_000000402040_00202_18292_6284.N1	29-AUG-2005 23:14:20	Straylight	39.500	148	Alp Tuc	2.8780	4100.0	79	18292	No
135	GOM_NL__2PRFIN20050829_231759_000000422040_00202_18292_6285.N1	29-AUG-2005 23:17:59	Straylight	41.500	31	Alp Gru	1.7340	15200.	83	18292	No
136	GOM_NL__2PRFIN20050829_233506_000000382040_00202_18292_6286.N1	29-AUG-2005 23:35:06	Bright	38.000	11	53Alp Aql	0.76500	8000.0	76	18292	No
137	GOM_NL__2PRFIN20050829_234319_000000332040_00202_18292_6287.N1	29-AUG-2005 23:43:19	Bright	32.500	66	37Gam Cyg	2.2080	5900.0	65	18292	No
138	GOM_NL__2PRFIN20050829_234500_000000352040_00202_18292_6288.N1	29-AUG-2005 23:45:00	Bright	34.500	144	18Del Cyg	2.8600	11000.	69	18292	No
139	GOM_NL__2PRFIN20050829_235653_000000342040_00202_18292_6289.N1	29-AUG-2005 23:56:53	Bright	34.000	60	7Bet UMi	2.0810	3950.0	68	18292	No

### 3. Quality information per product

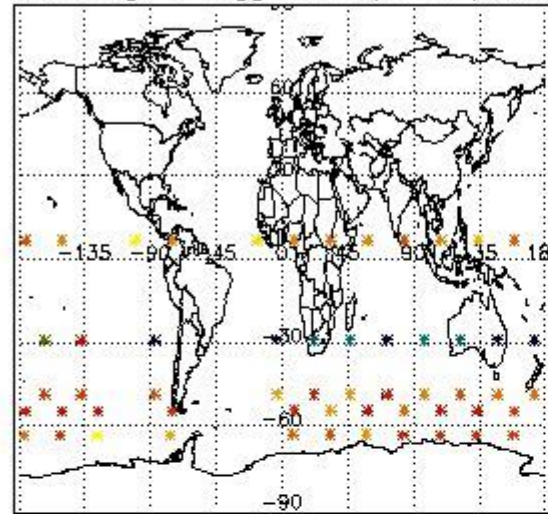
In this section it is plotted some information contained in the Quality Summary data set of the level 2 products. Only products in dark limb conditions and without errors (error flag in the MPH set to "0") are used.

#### 3.1 Plot quality information per product (time dependant)

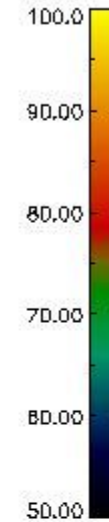
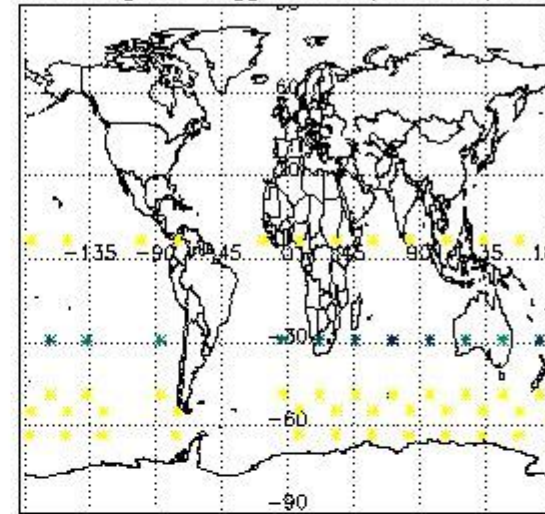


3.2 Plot quality information per product (world map)


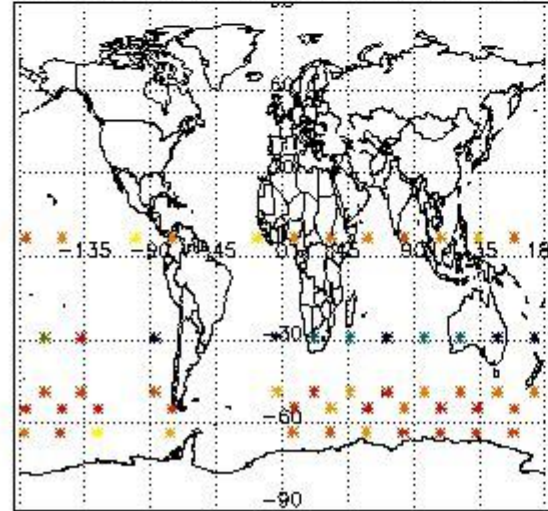
Percentage of flagged data per O3 profile



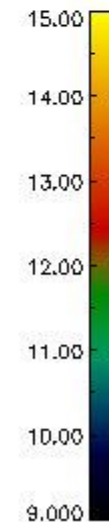
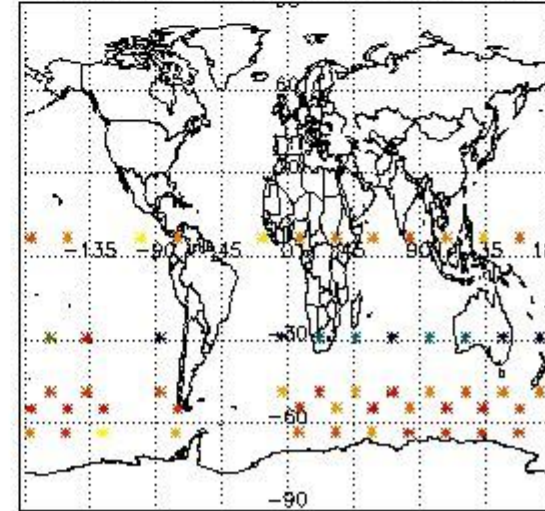
Percentage of flagged data per H2O profile



Percentage of flagged data per NO2 profile



Percentage of flagged data per NO3 profile

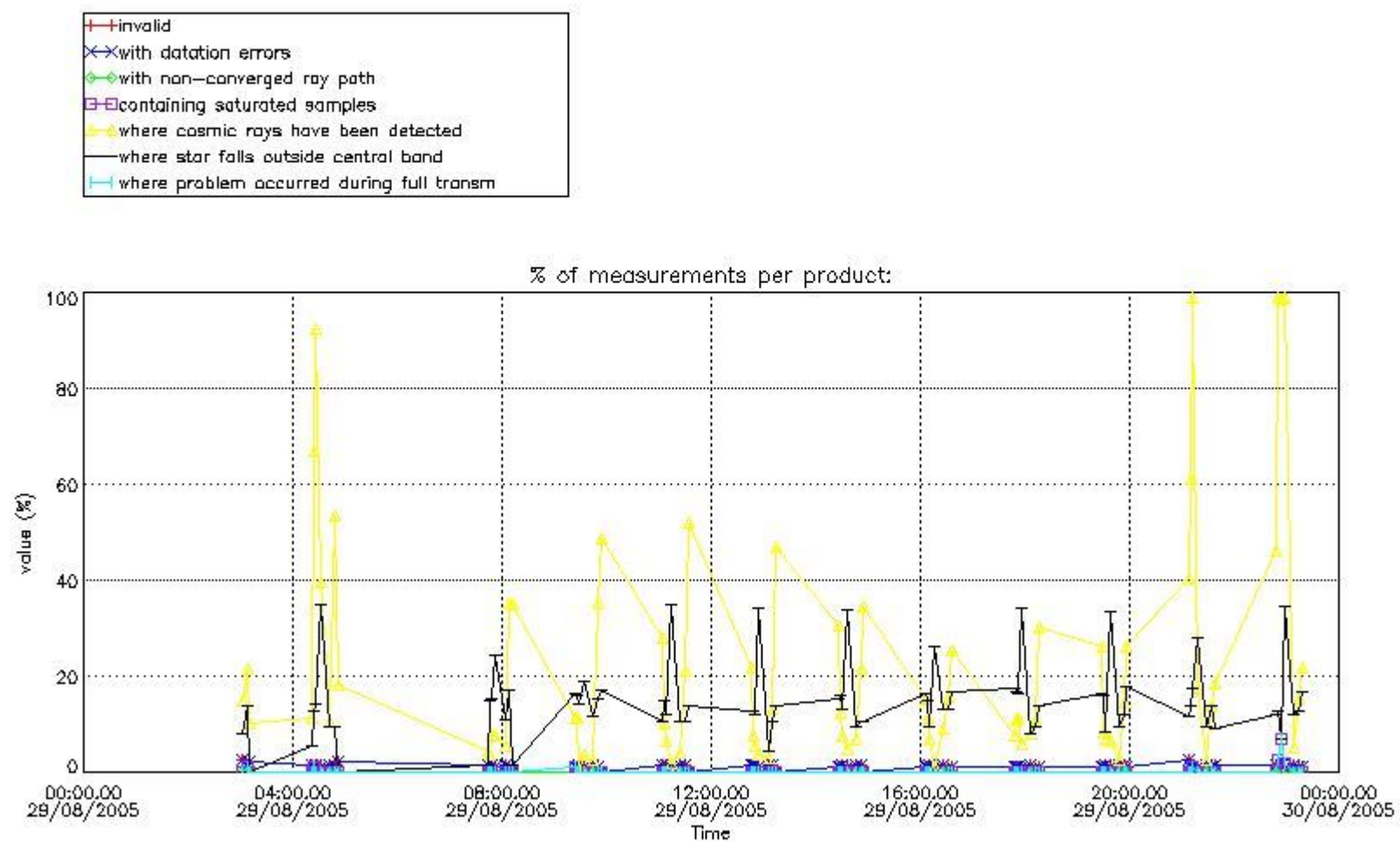


#### 4. Level 1 quality information per product

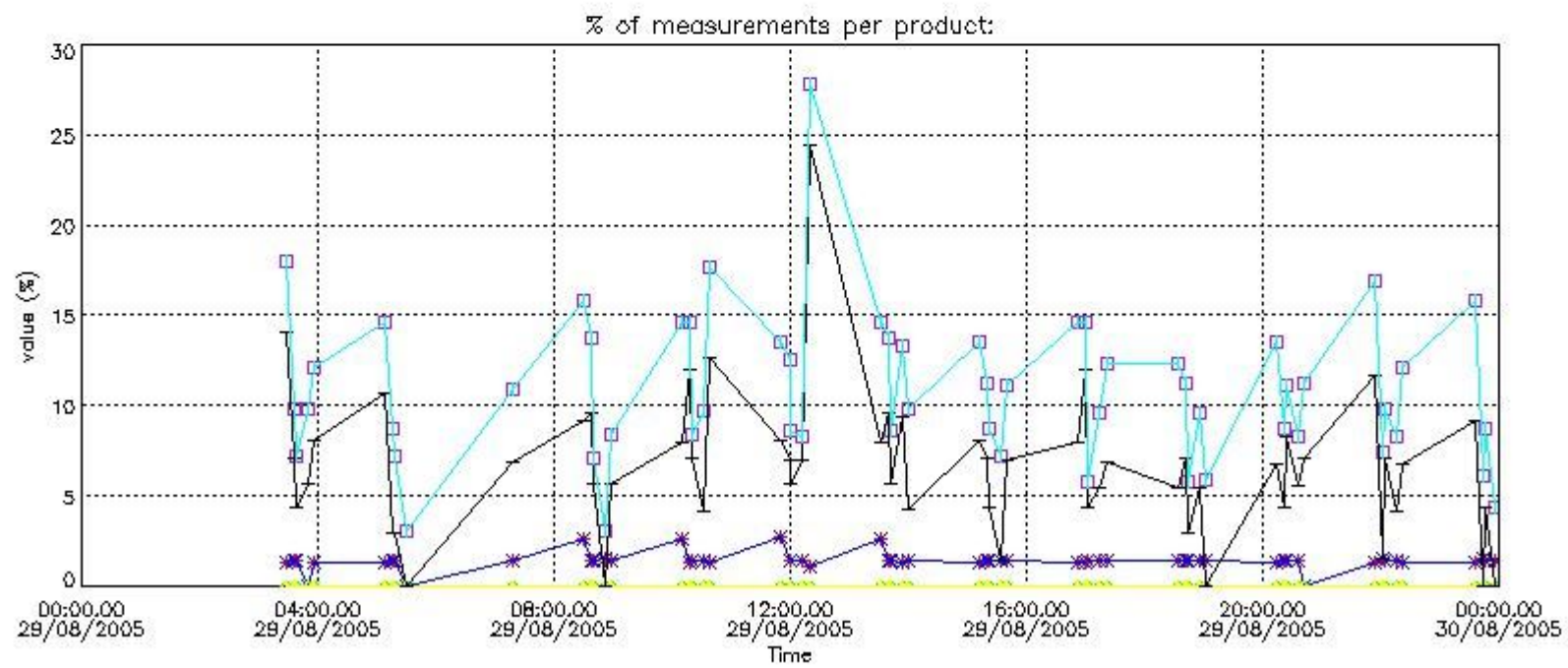
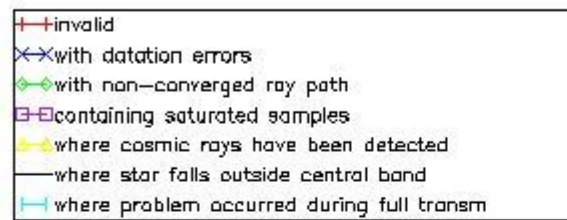
In this section it is plotted some information contained in the Quality Summary data set of the level 2 products that comes from the level 1b processing. Products without errors (error flag in the MPH set to "0") are used.

##### 4.1 Plot quality information per product (time dependant) coming from level 1b processing

###### 4.1.1 Plot level 1 quality information per product (time dependant): ENVISAT ASCENDING passes



4.1.2 Plot level 1 quality information per product (time dependant): ENVI SAT DESCENDING passes

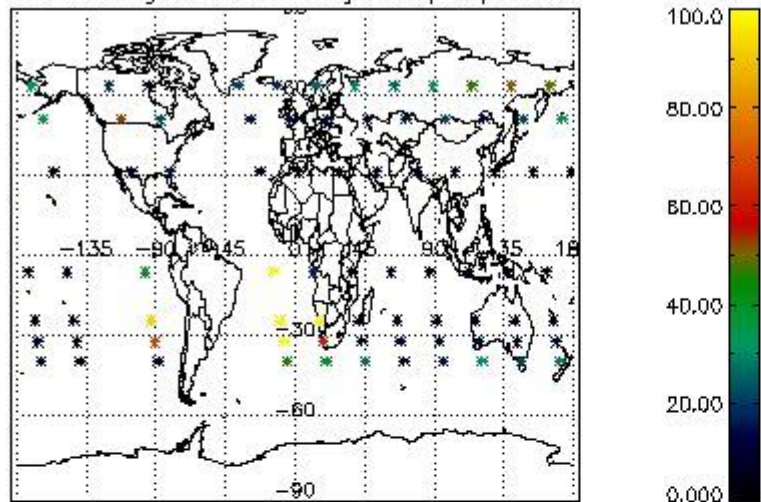


*4.2 Plot quality information per product coming from level 1b processing (world map)*

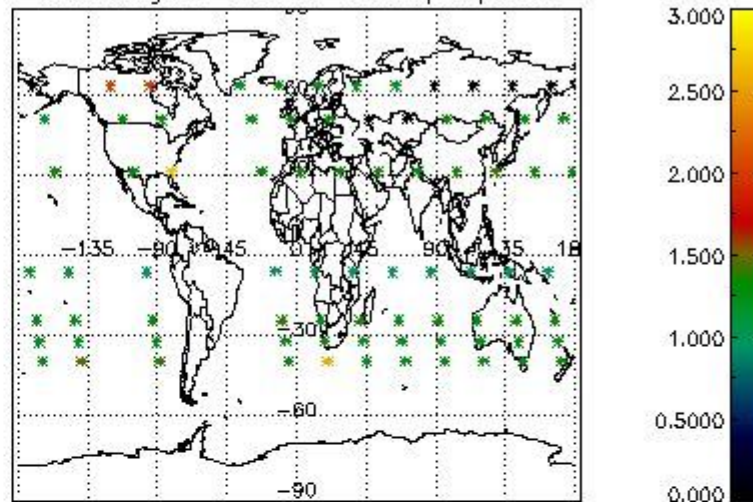
*4.2.1 Plot level 1 quality information per product (world map): ENVISAT ASCENDING passes*



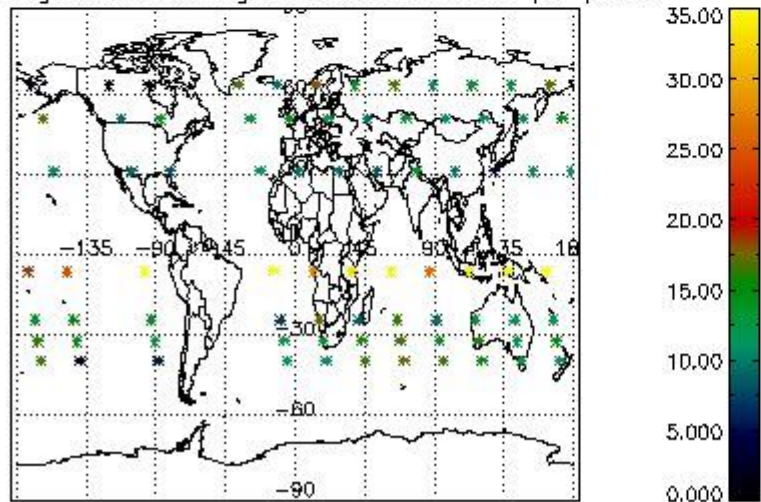
Percentage of cosmic ray hits per profile



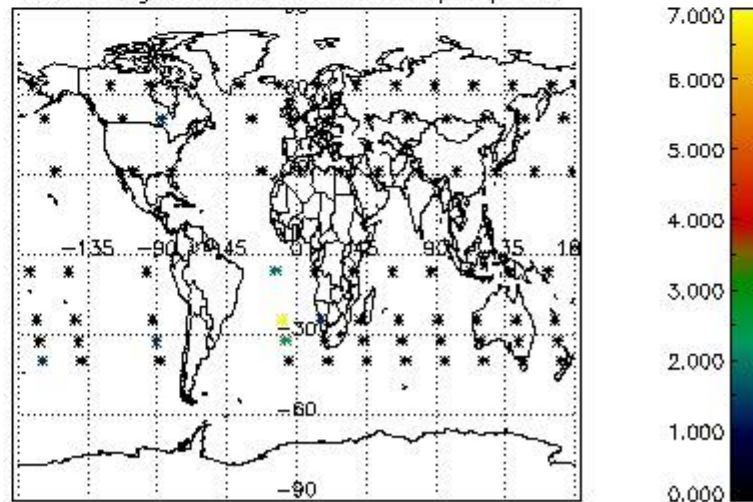
Percentage of datation errors per profile



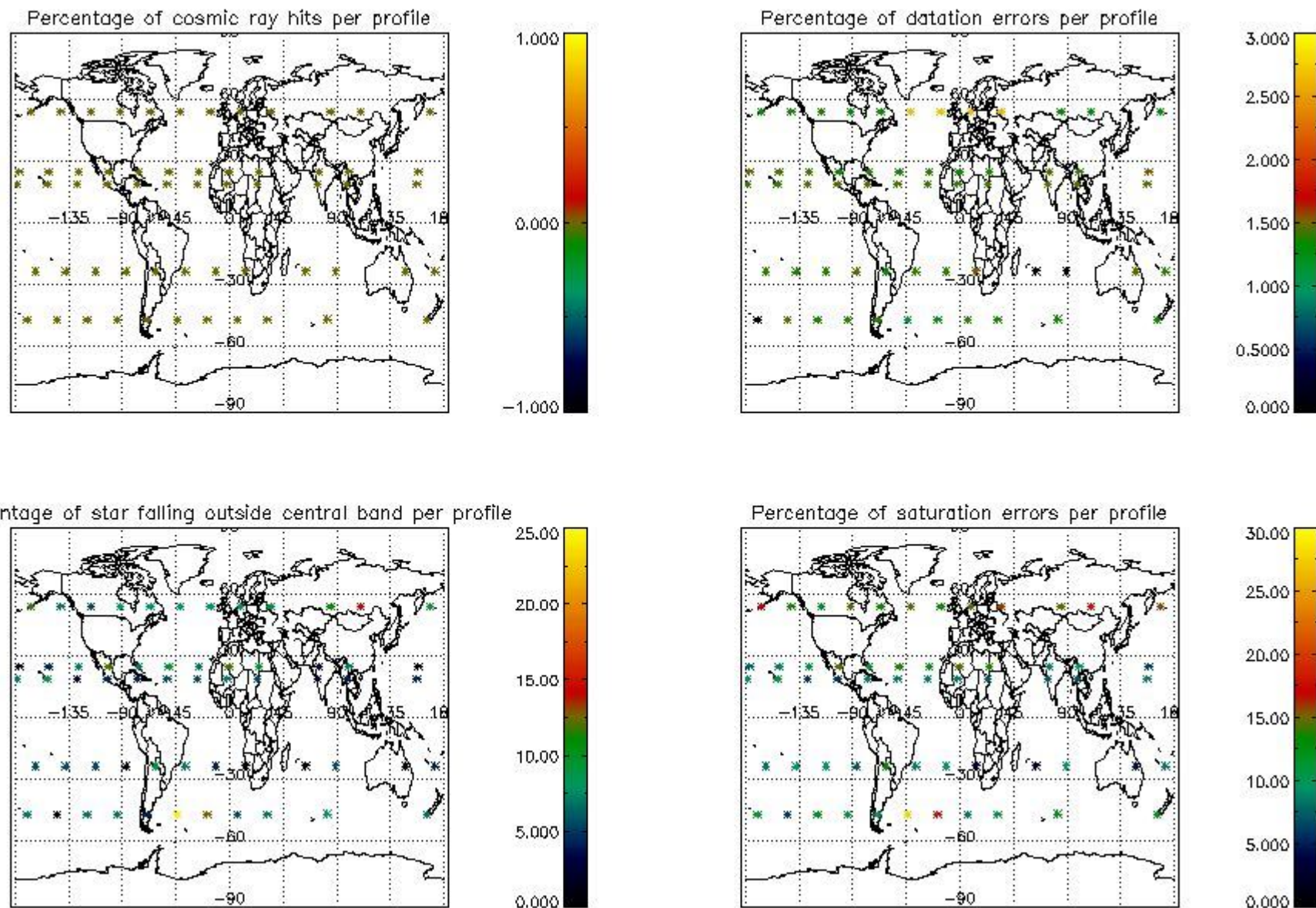
Percentage of star falling outside central band per profile



Percentage of saturation errors per profile



4.2.2 Plot level 1 quality information per product (world map): ENVISAT DESCENDING passes



## 5. Trace gas profiles

### 5.1 Ozone statistics based on quality of products

The final quality of the products can be "measured" using the STD (Standard Deviation) attached to every point profile. This information is written to the parameter GOM\_NL\_\_2P/NL\_LOCAL\_SPECIES\_DENSITY/o3\_std of the level 2 products. The table below shows the statistics for given STD ranges.

The statistics are given with respect to the overall valid production:

- Products without fatal errors: GOM\_NL\_\_2P/MPH/PRODUCT\_ERR=0
- Valid point profile: GOM\_NL\_\_2P/NL\_LOCAL\_SPECIES\_DENSITY/pcd(0)=0

The 'Criteria' is applied to valid points of dark limb products:

- Products in dark limb illumination condition: GOM\_NL\_\_2P/NL\_SUMMARY\_QUALITY/obs\_ill\_cond=0
- Products without fatal errors: GOM\_NL\_\_2P/MPH/PRODUCT\_ERR=0
- Valid point profile: GOM\_NL\_\_2P/NL\_LOCAL\_SPECIES\_DENSITY/pcd(0)=0

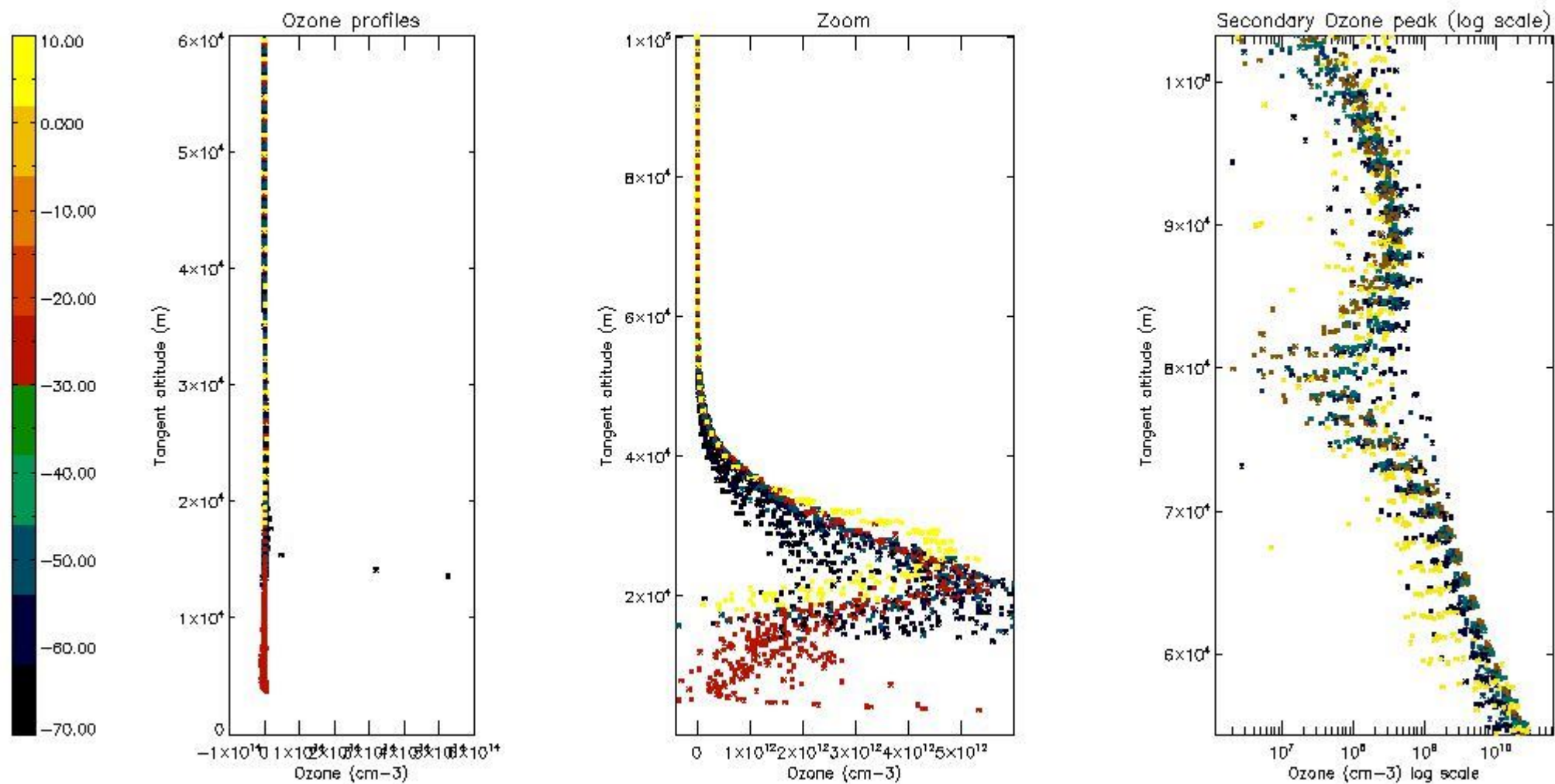
So, the table below shows the percentage of dark limb and valid observations for each criteria with respect to the overall valid daily observations.

Criteria	% of total production
All STD	44
STD < 20	26

STD < 10	21
STD < 5	12

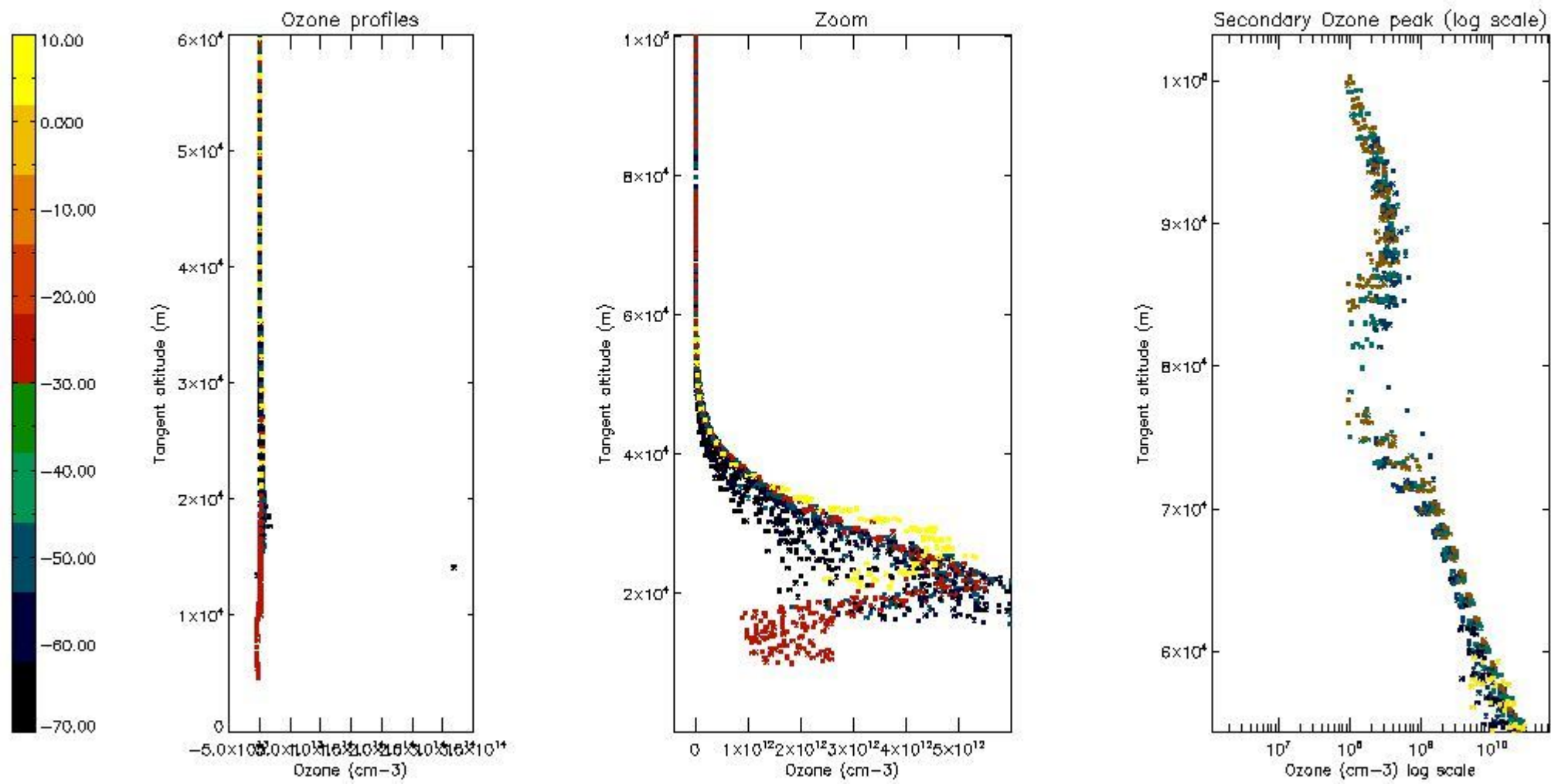
5.2 Plot ozone profiles for all STD (dark without errors)

The colorbar represents the latitude.



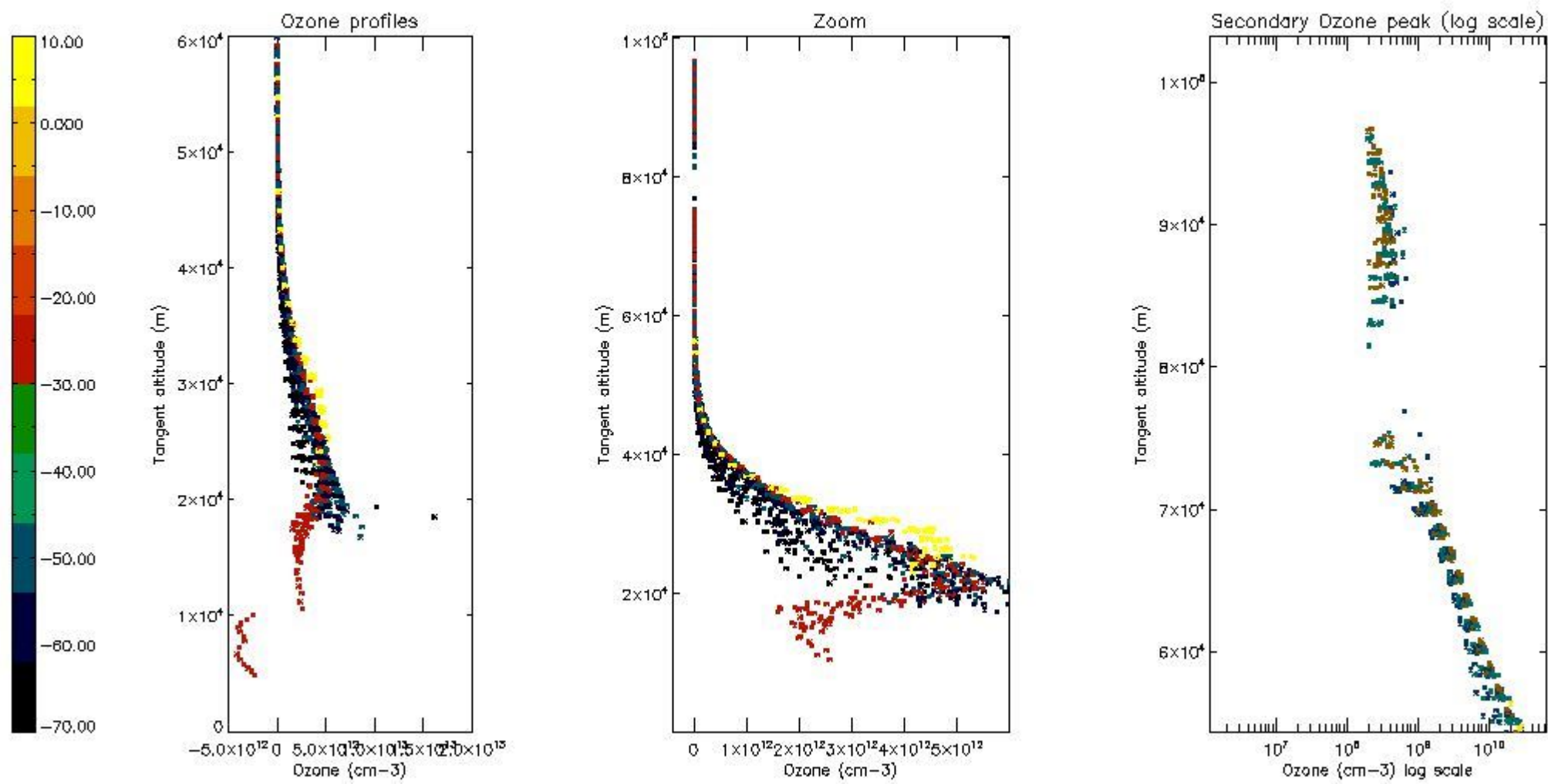
5.3 Plot ozone profiles where STD < 20% (dark without errors)

The colorbar represents the latitude.



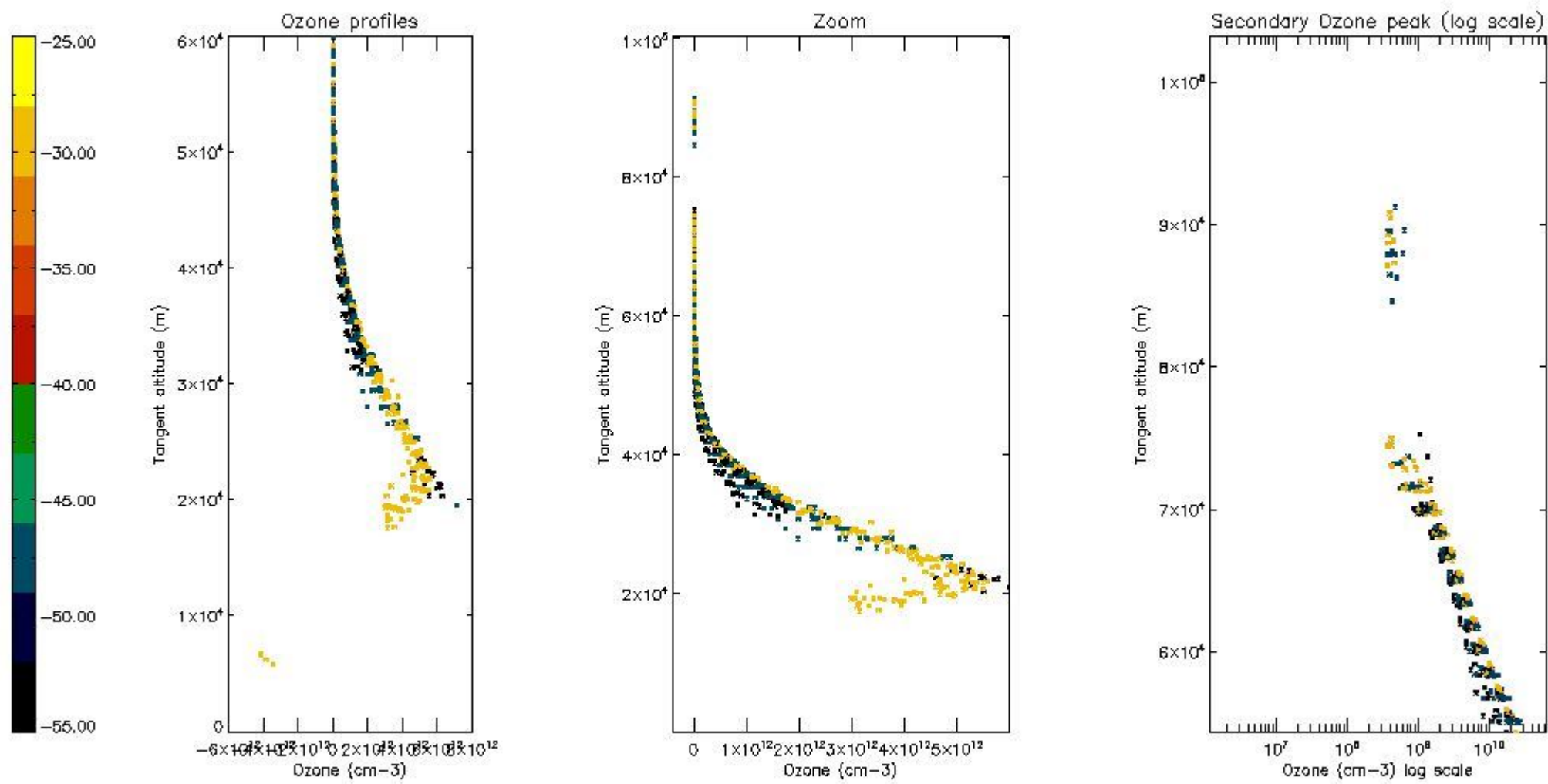
5.4 Plot ozone profiles where  $STD < 10\%$  (dark without errors)

The colorbar represents the latitude.



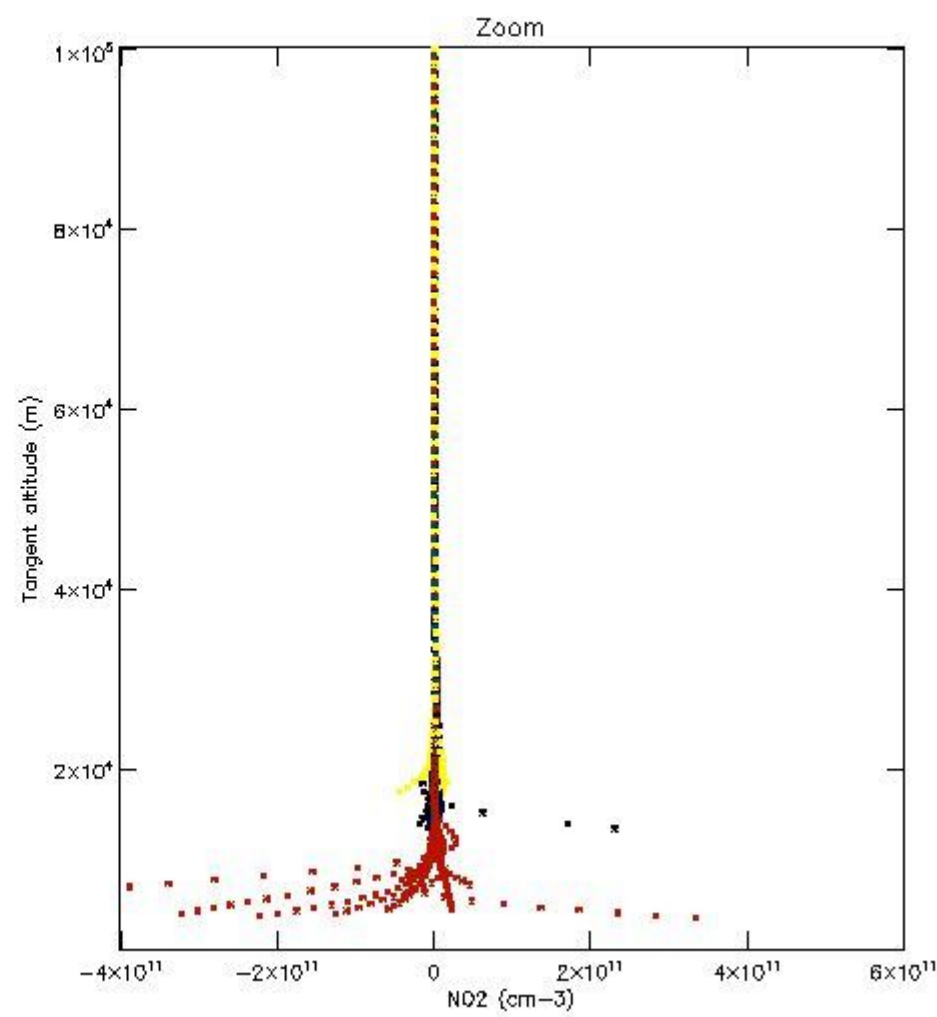
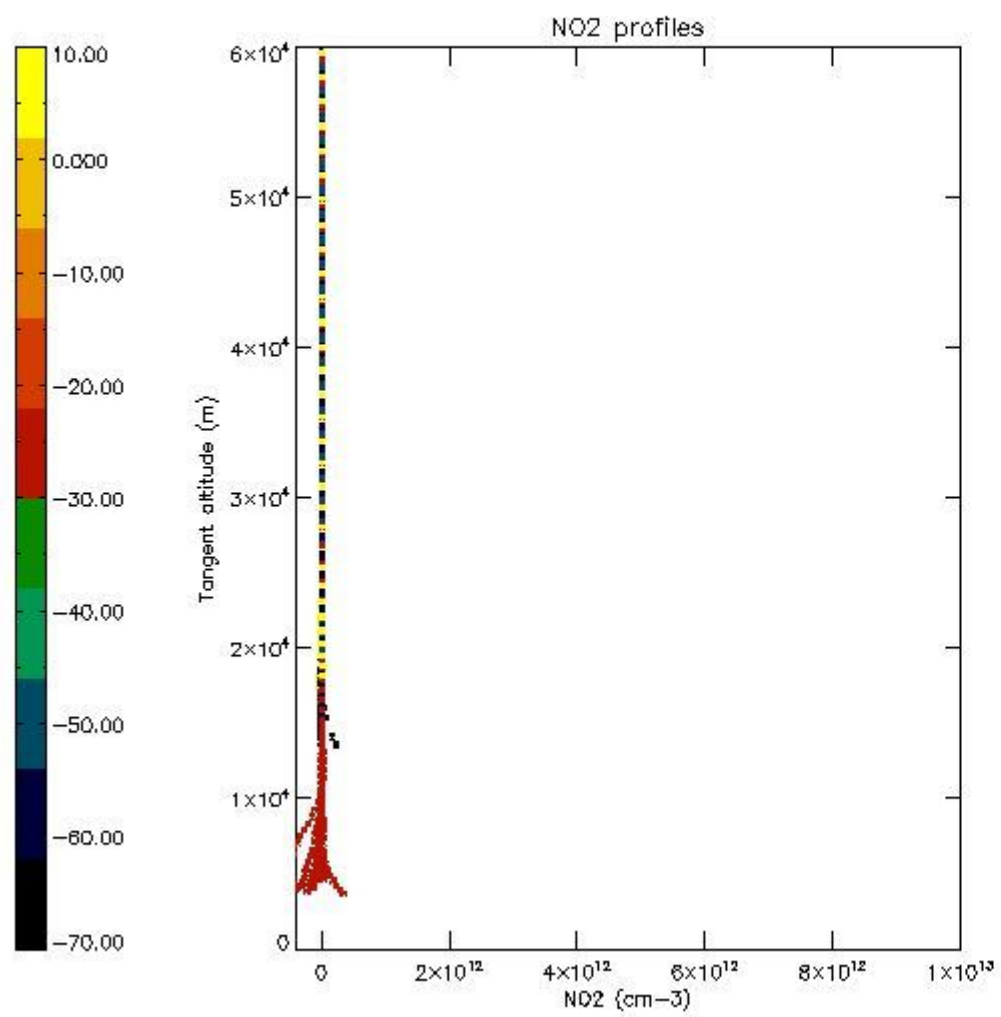
*5.5 Plot ozone profiles where STD < 5% (dark without errors)*

The colorbar represents the latitude.



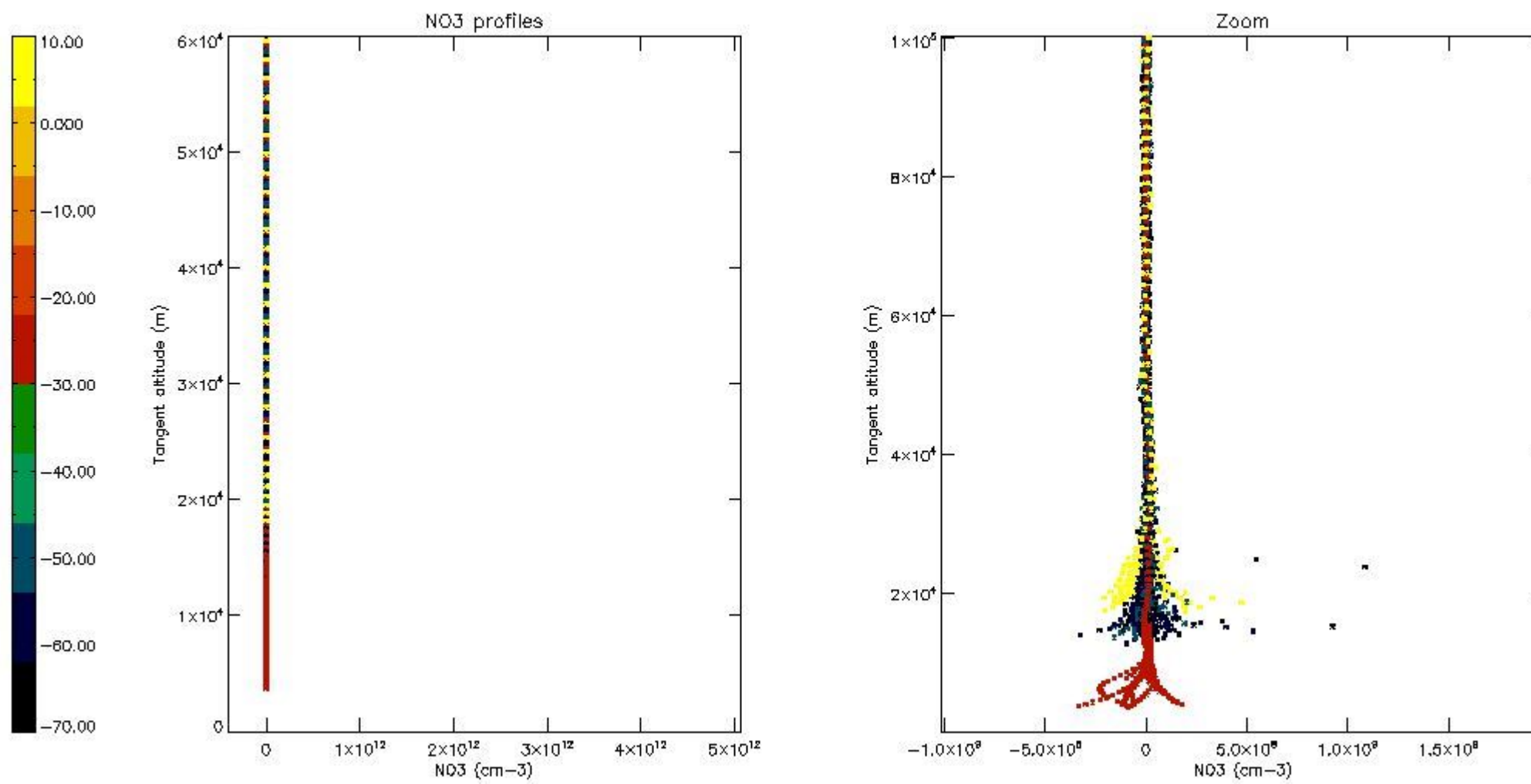
*5.6 Plot NO<sub>2</sub> profiles for all STD (dark without errors)*

The colorbar represents the latitude.



*5.7 Plot NO3 profiles for all STD (dark without errors)*

The colorbar represents the latitude.

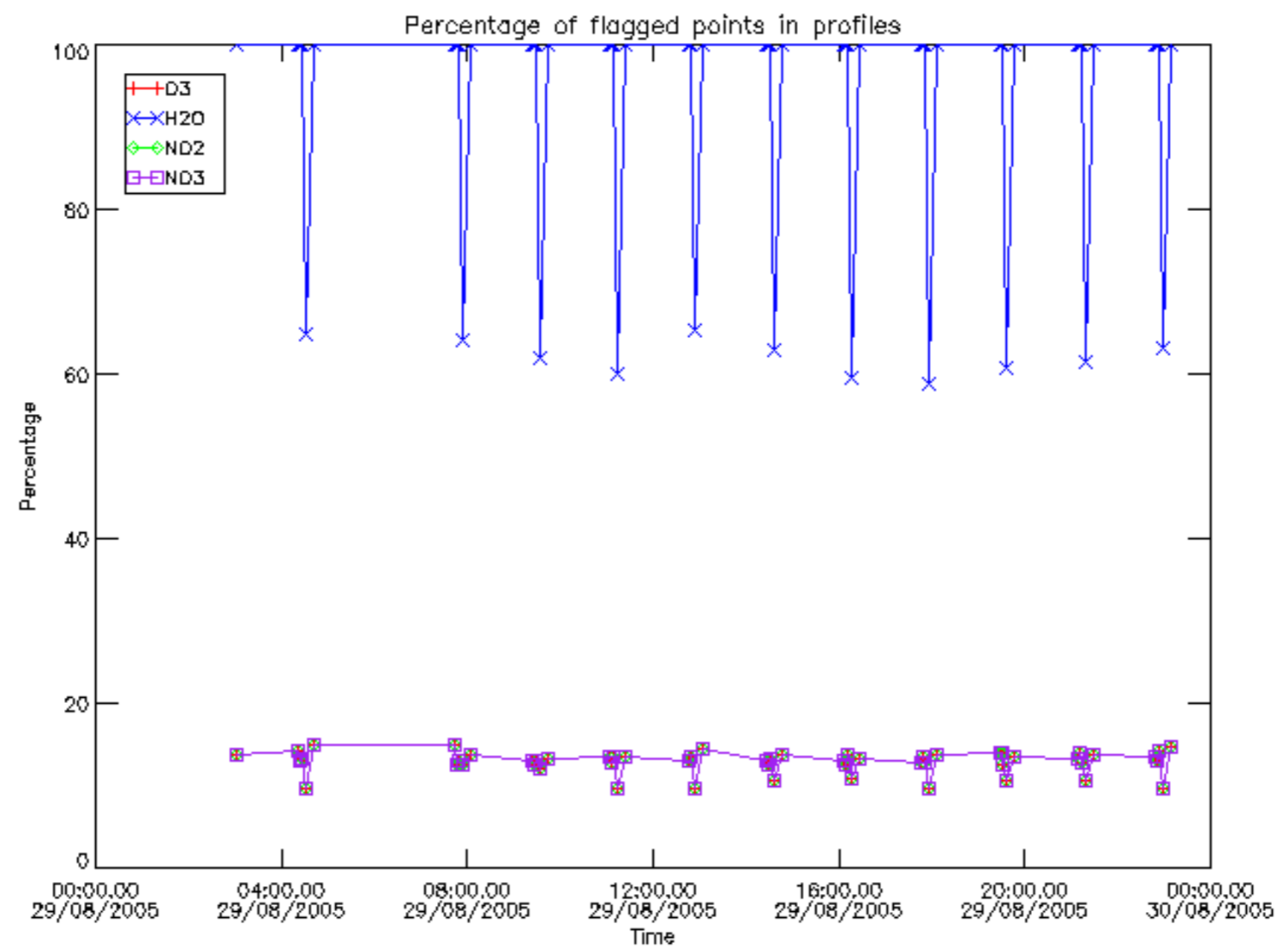


## 6. Auxiliary Data Files used for the production reported in section 2

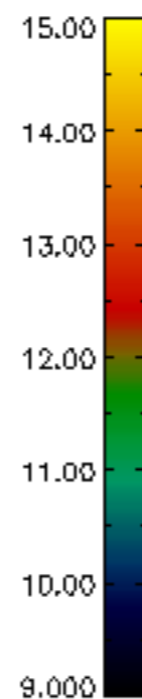
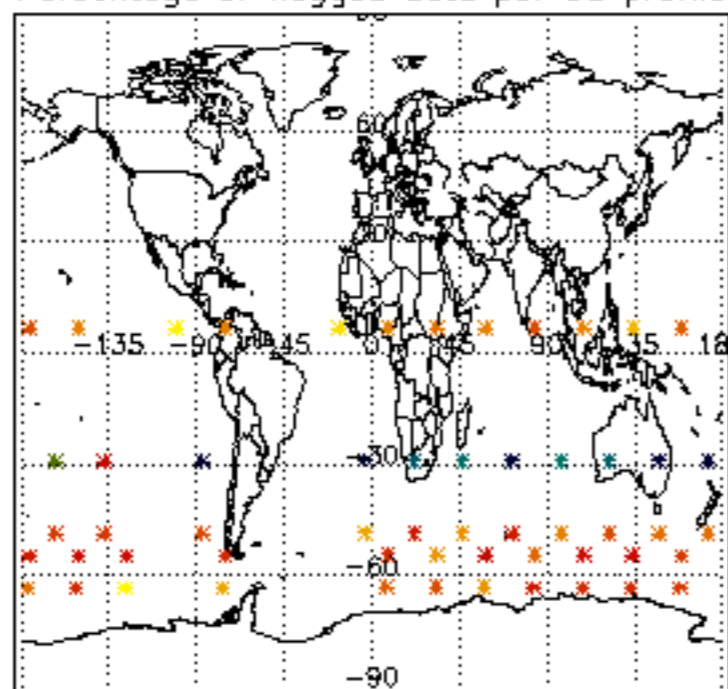
The number reported in the third column indicates since which file (see list in section 2) the corresponding auxiliary file has been used. The fourth column is the date of those product files.

Type	Auxiliary Filename	Used since product	Used since product date
INST_PHYS_CHARACTERISTICS	GOM_INS_AXVIEC20091111_143220_20030716_120000_20500101_000000	1	29-AUG-2005 03:01:33
LEVEL-2_PROC_CONFIG	GOM_PR2_AXVIEC20091111_152718_20020301_000000_20500101_000000	1	29-AUG-2005 03:01:33
CROSS_SECTIONS_FILE	GOM_CRS_AXVIEC20091111_154832_20020301_000000_20500101_000000	1	29-AUG-2005 03:01:33

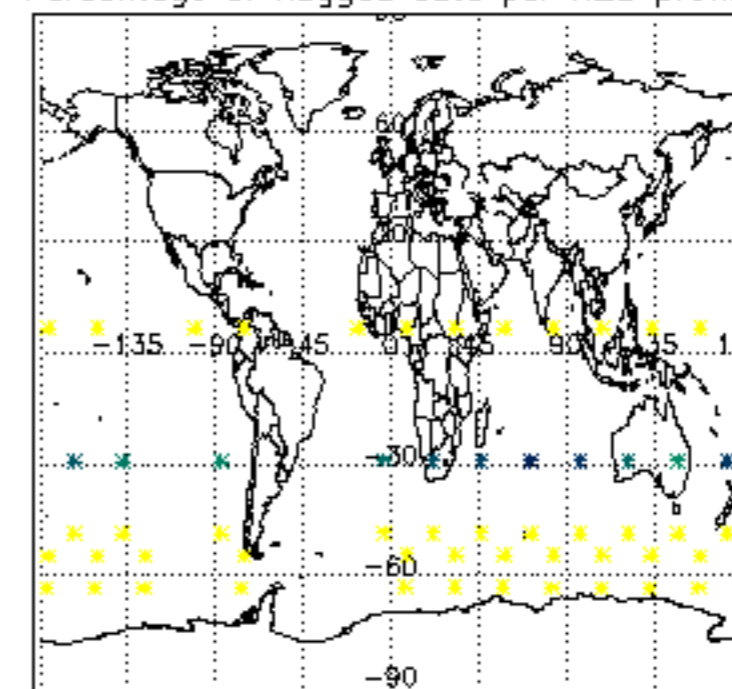




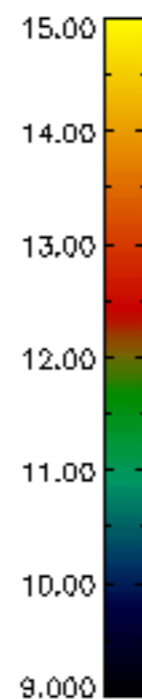
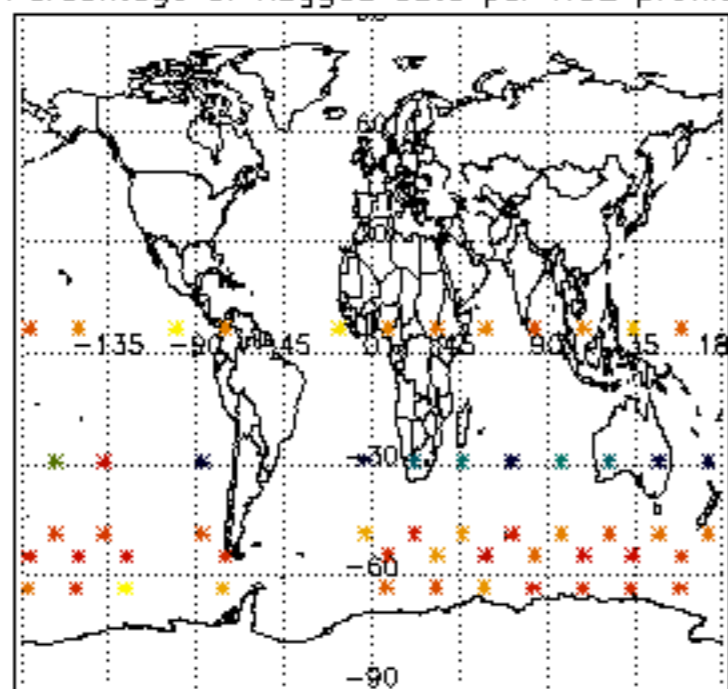
Percentage of flagged data per D3 profile



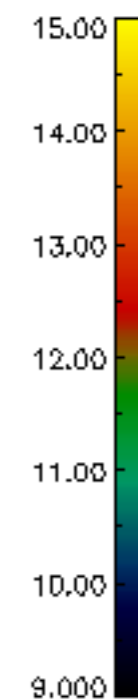
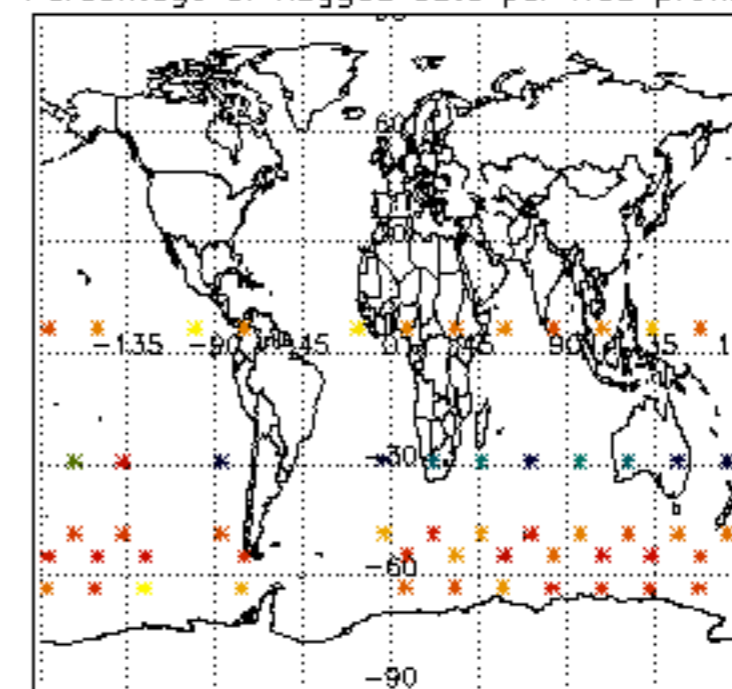
Percentage of flagged data per H2O profile

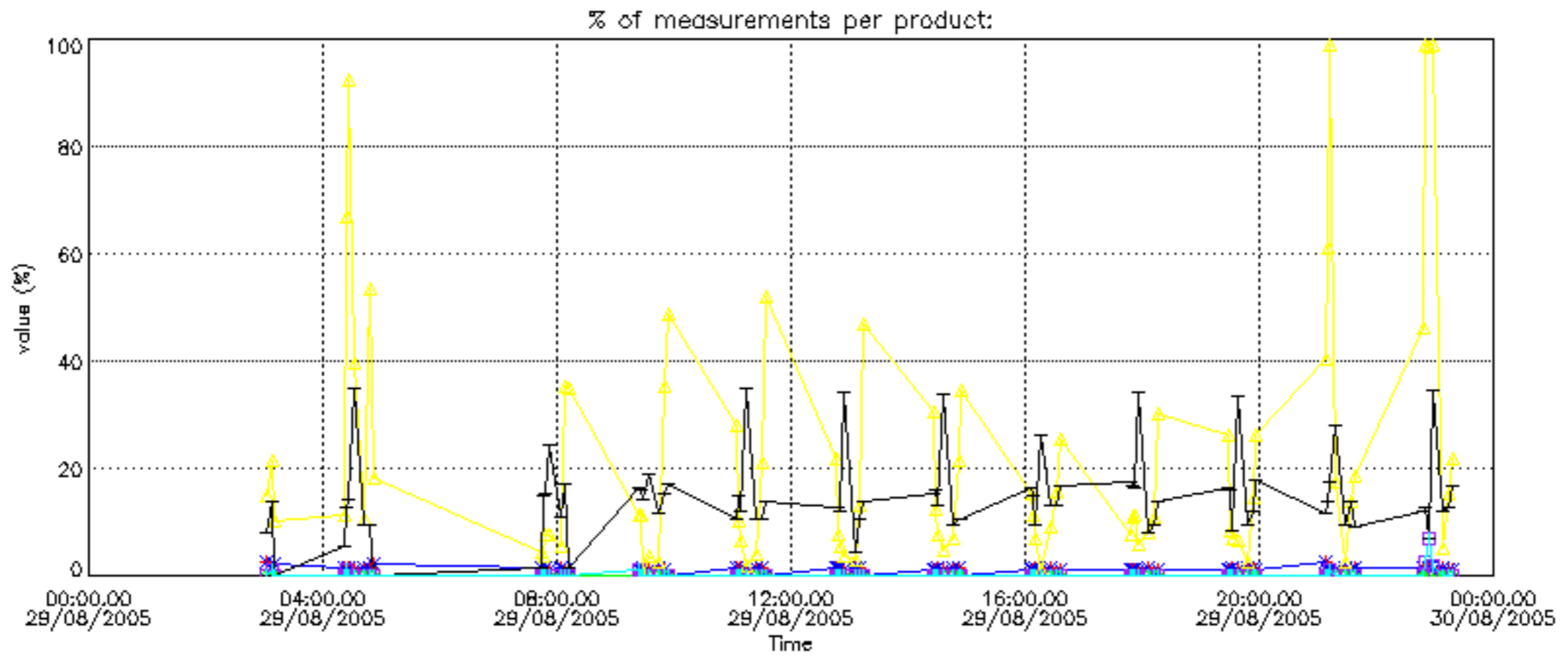


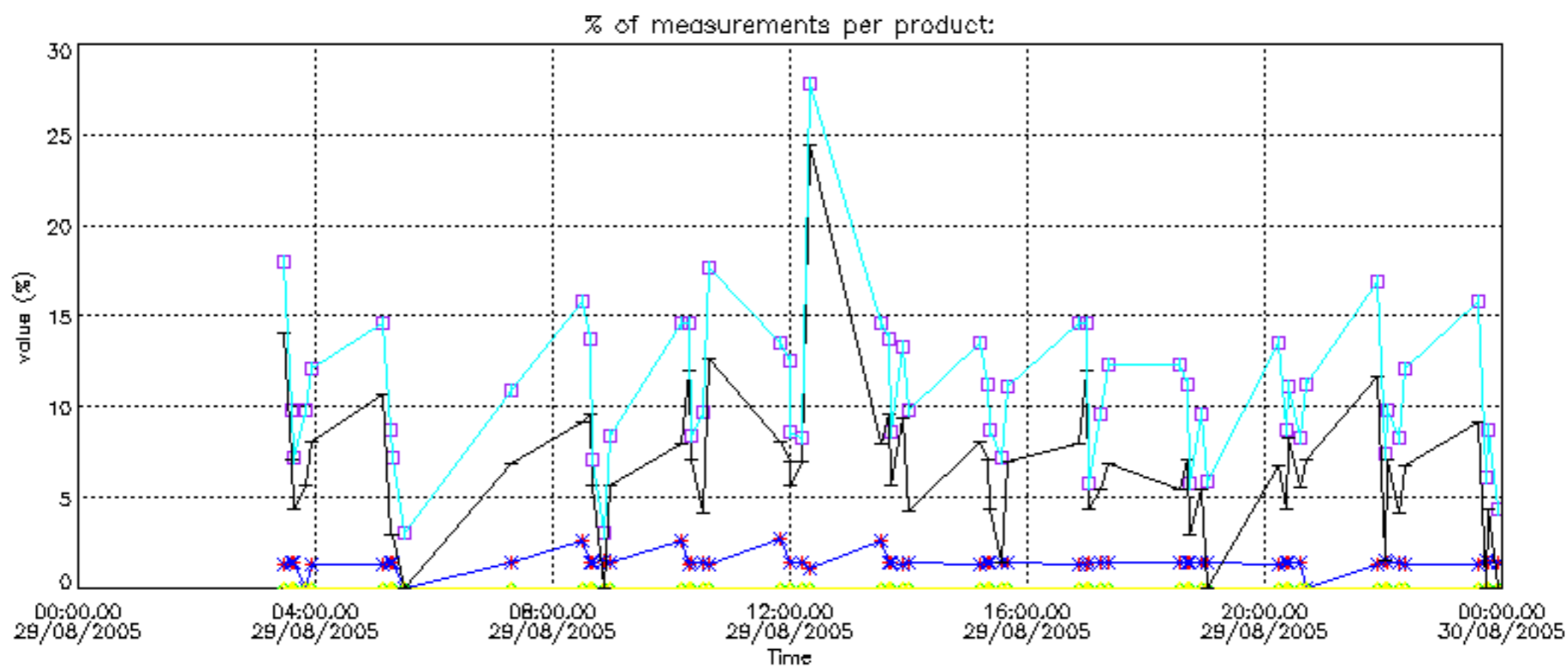
Percentage of flagged data per NO2 profile



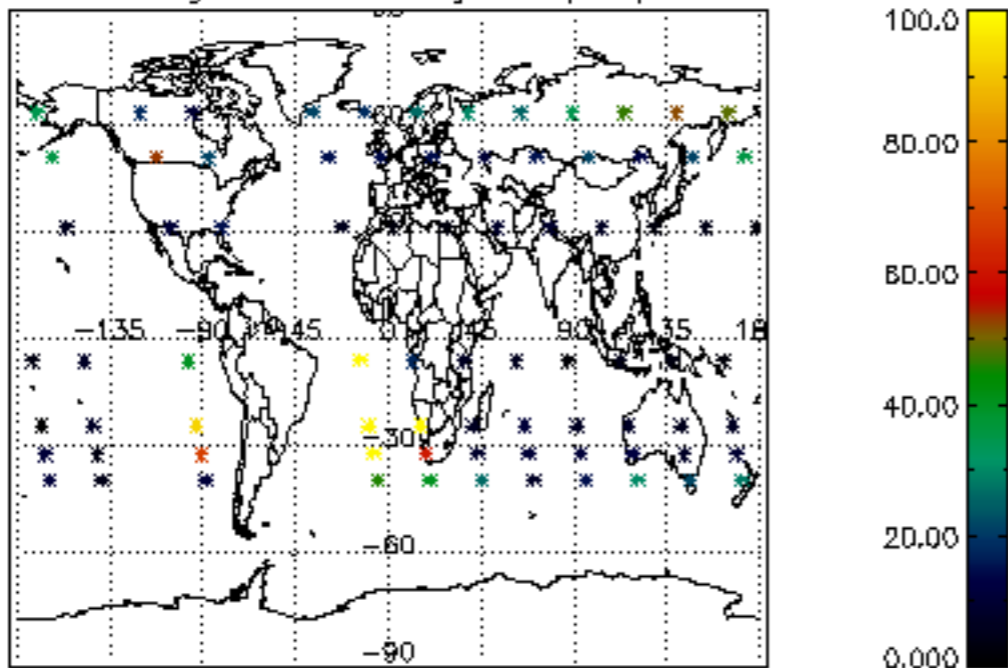
Percentage of flagged data per NO3 profile



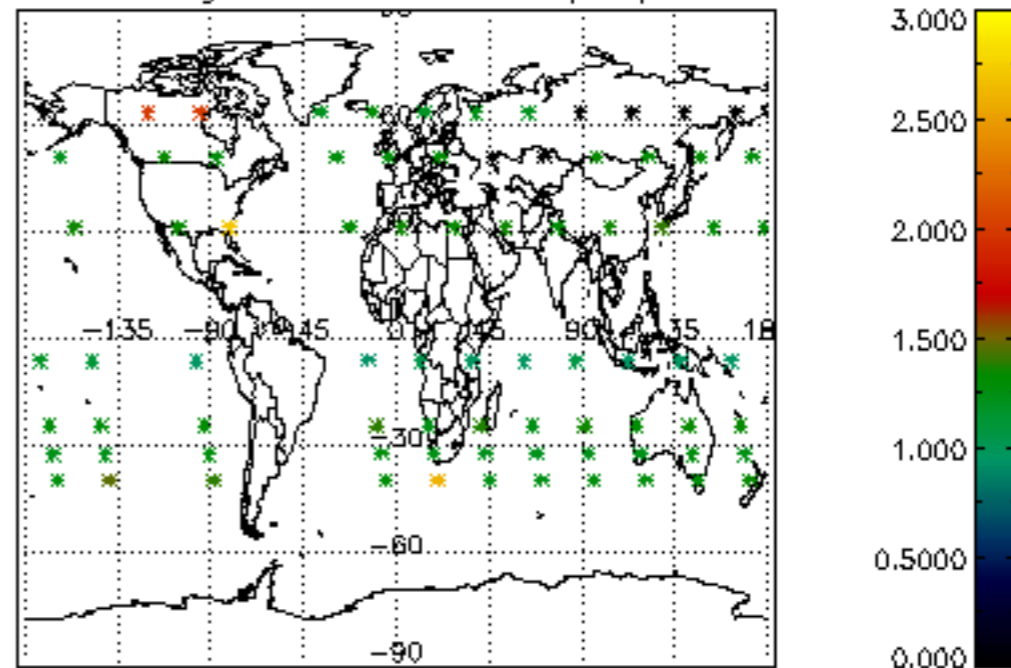




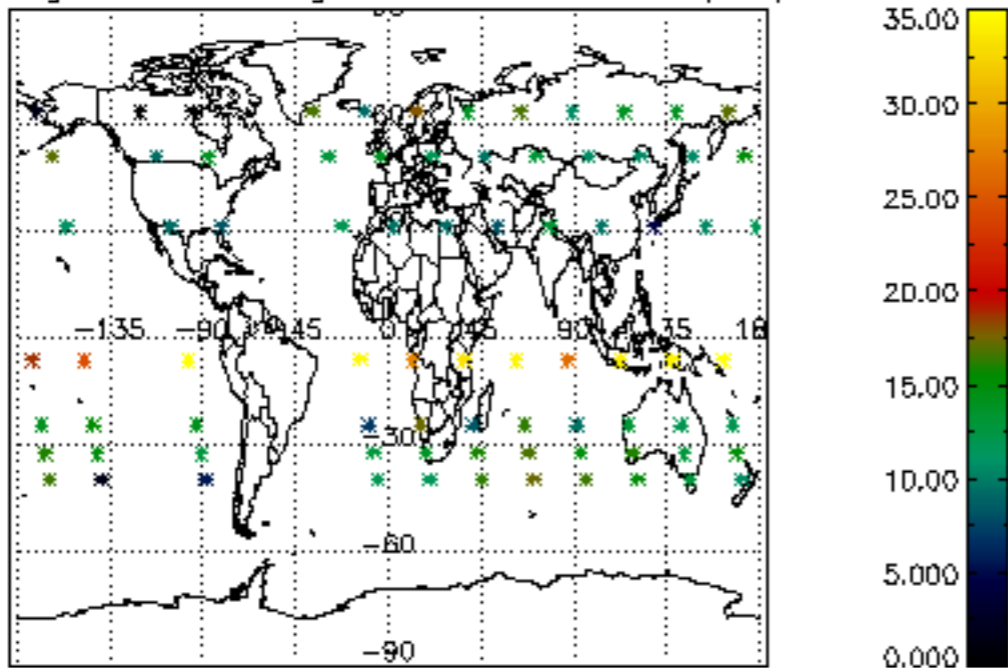
Percentage of cosmic ray hits per profile



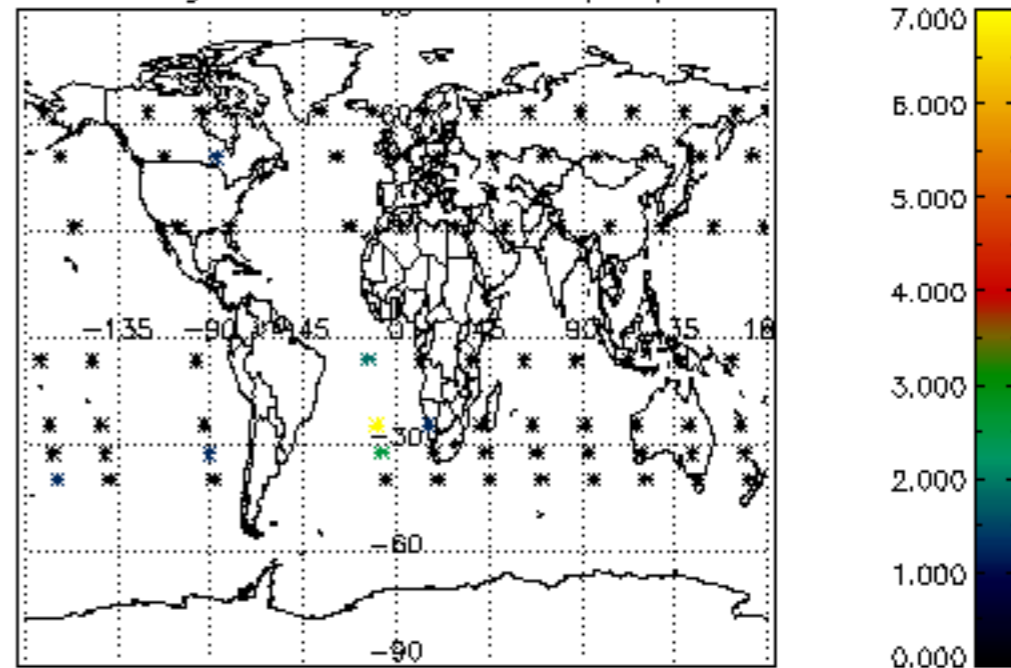
Percentage of datation errors per profile



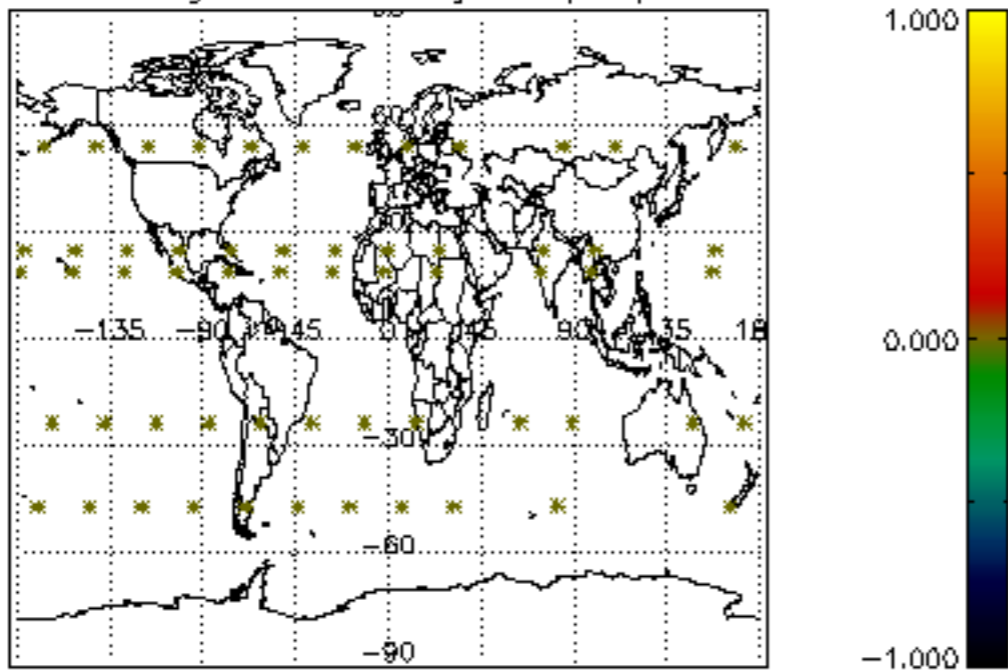
Percentage of star falling outside central band per profile



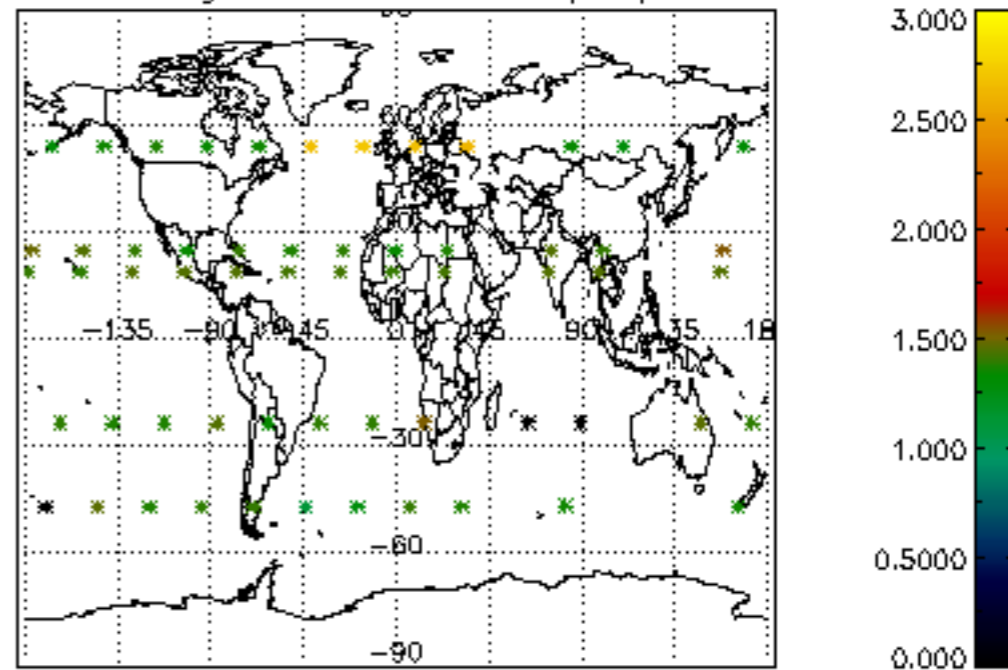
Percentage of saturation errors per profile



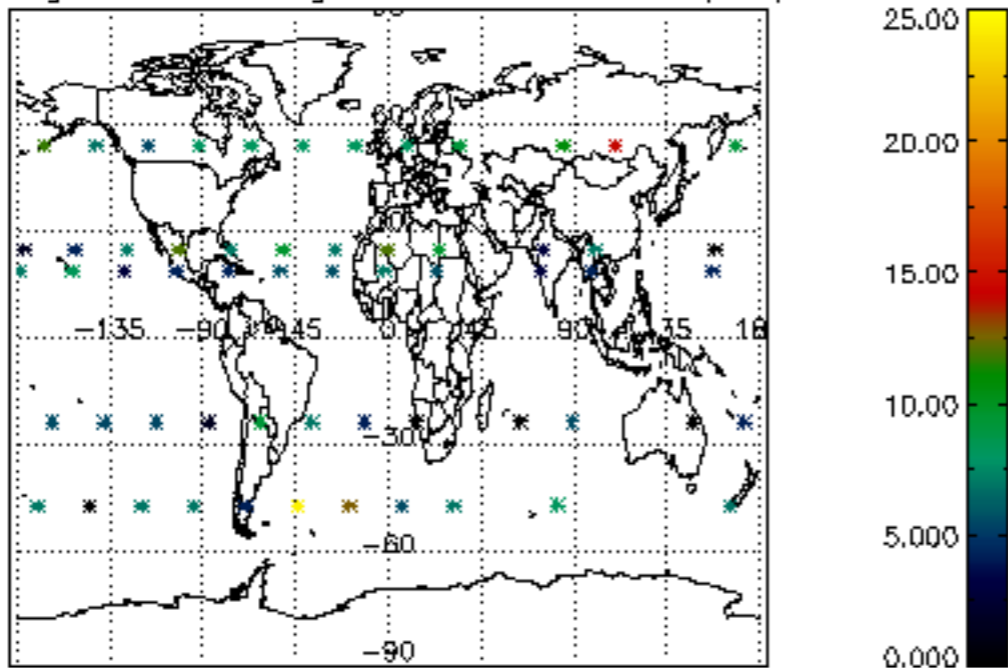
Percentage of cosmic ray hits per profile



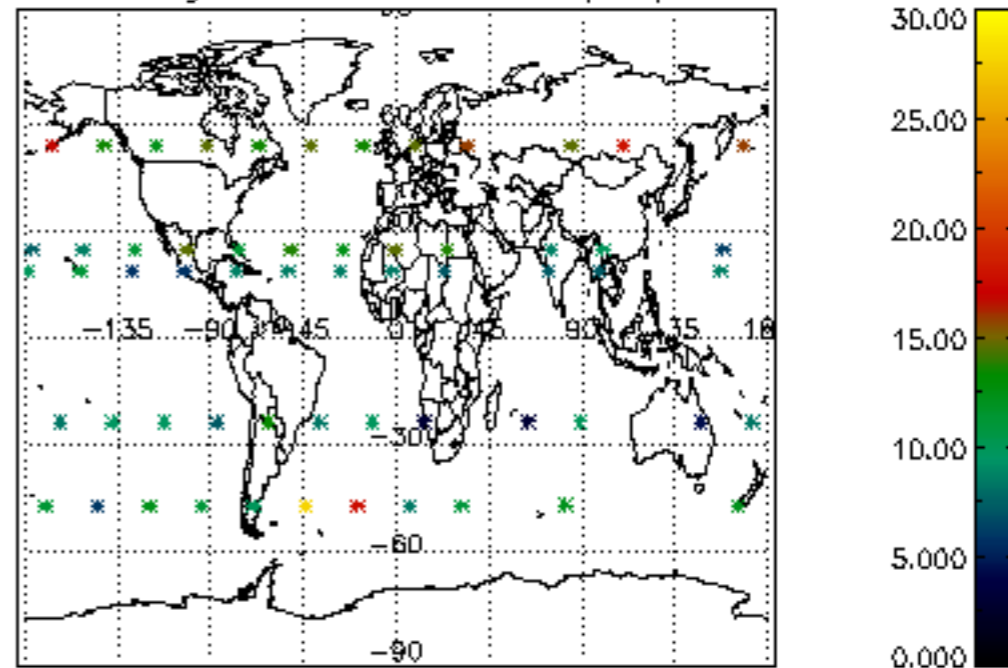
Percentage of datation errors per profile

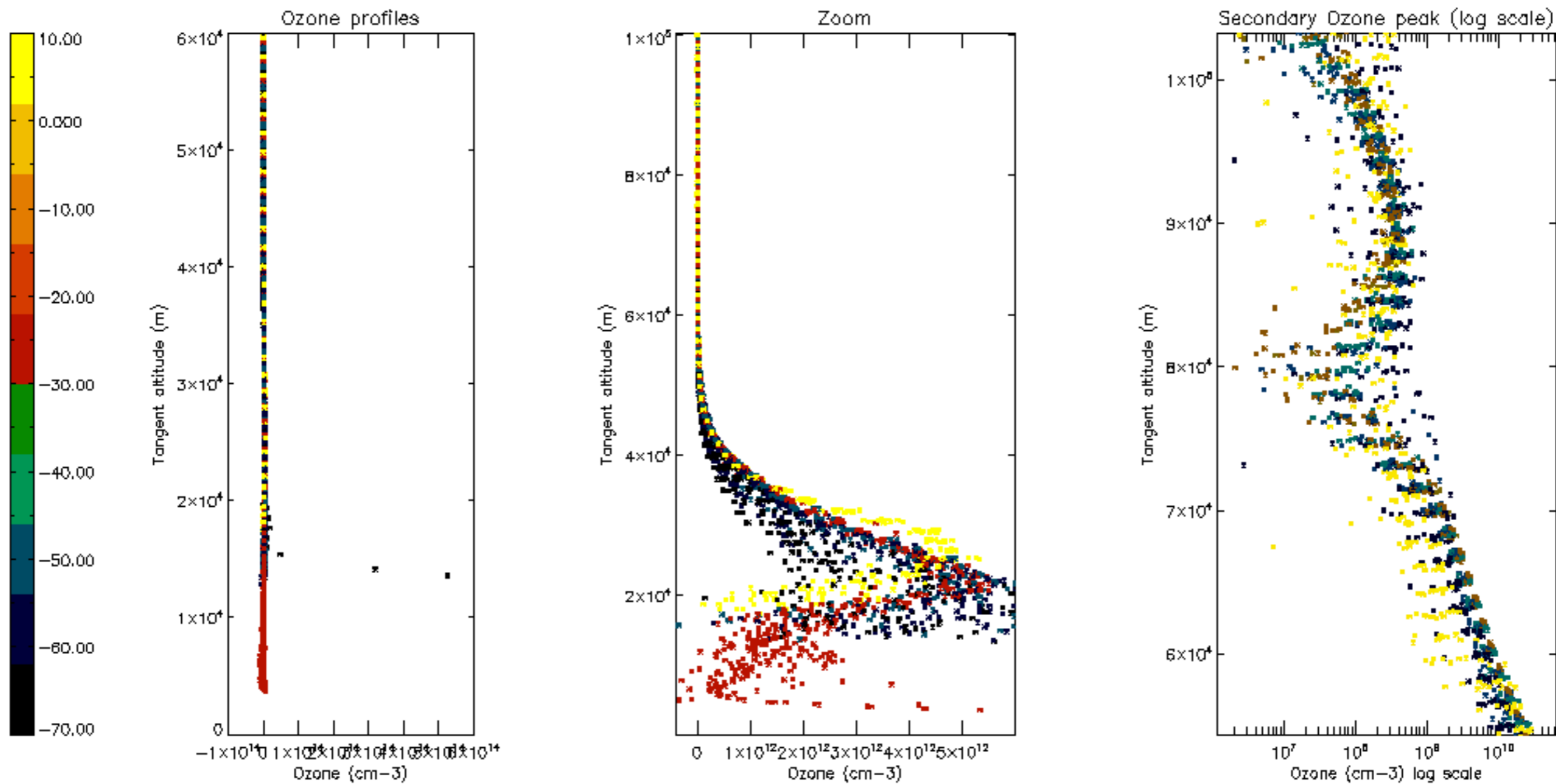


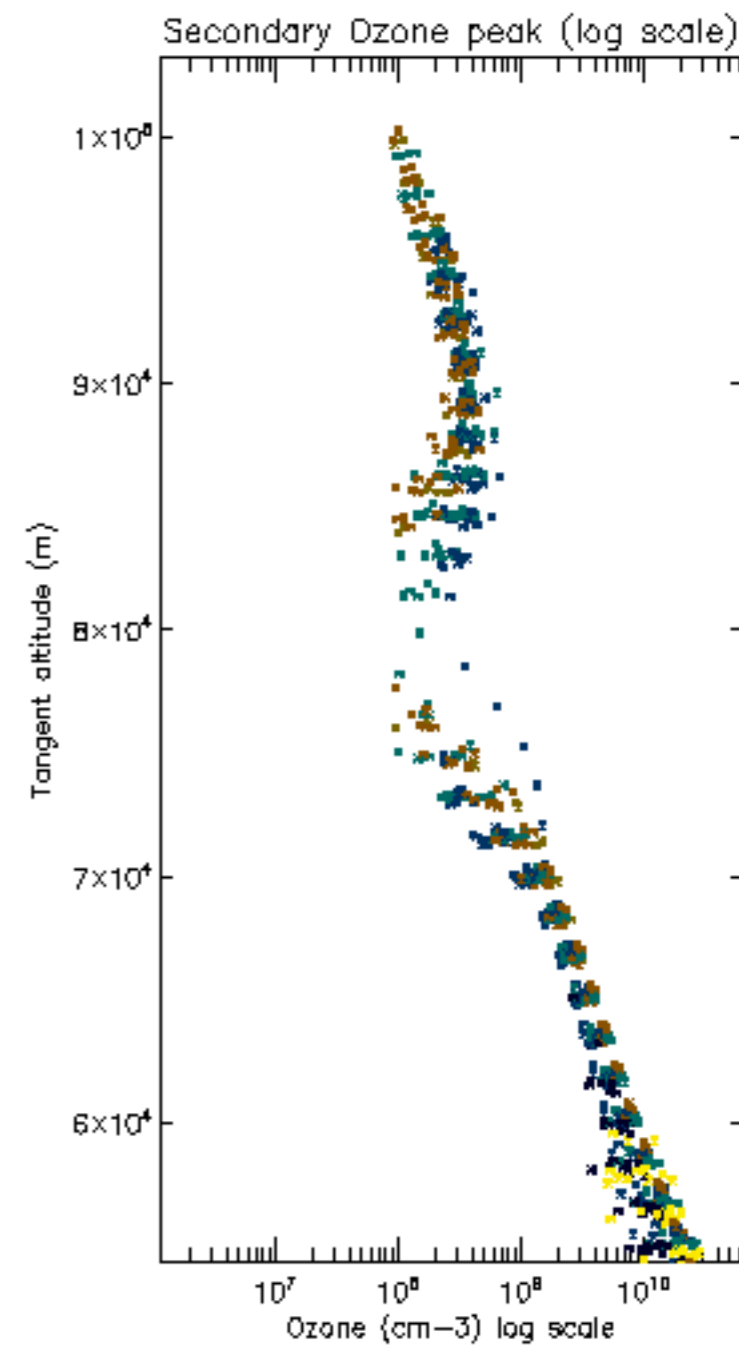
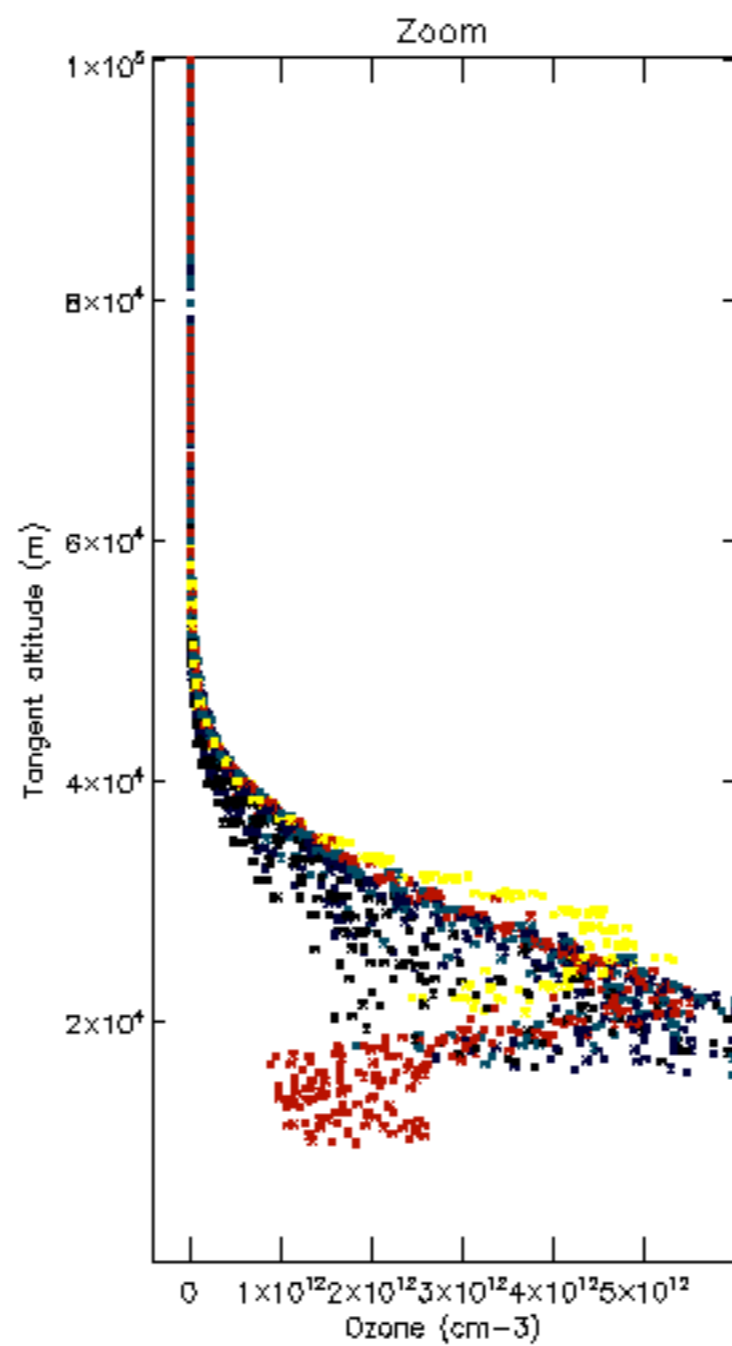
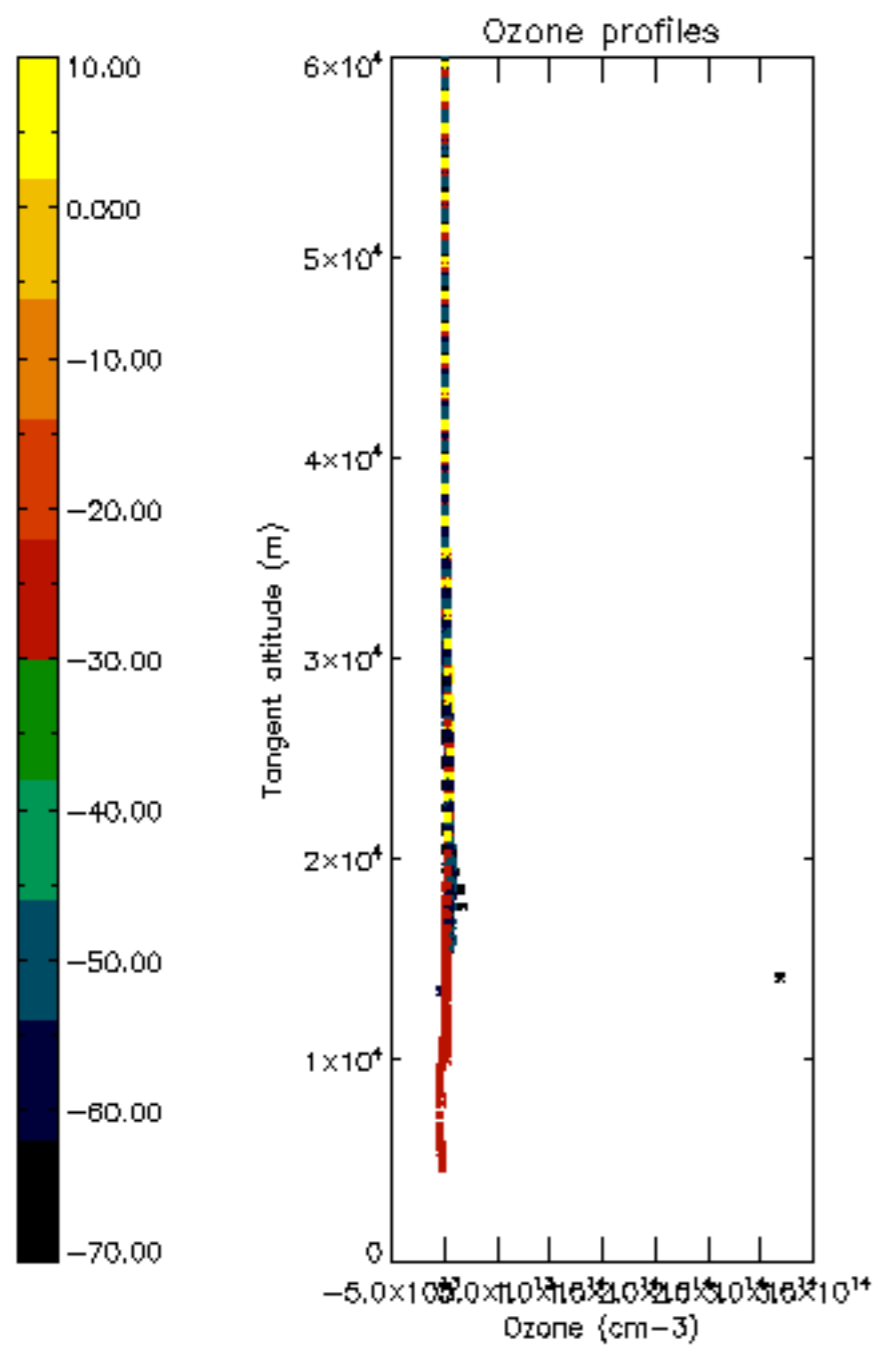
Percentage of star falling outside central band per profile



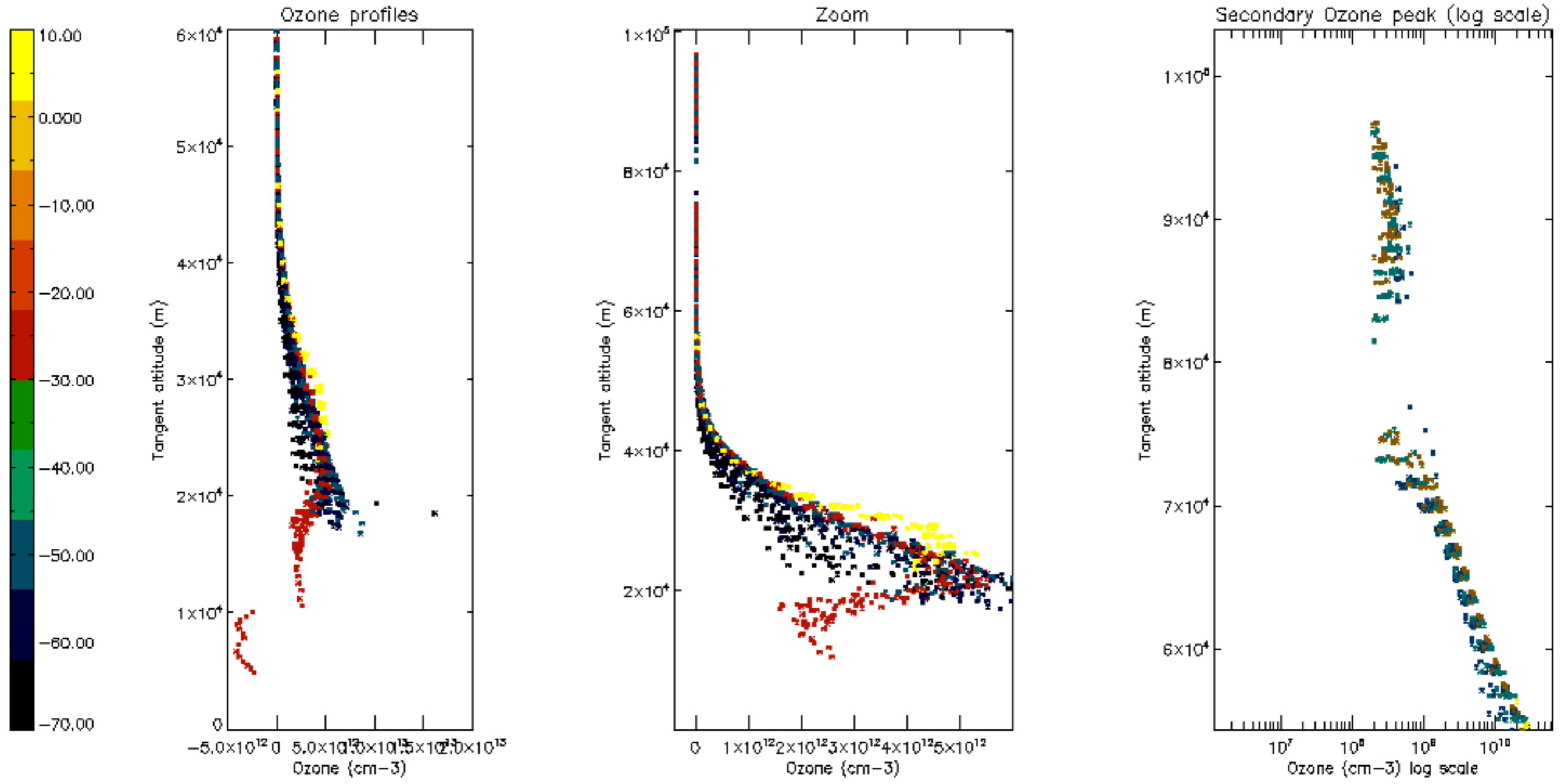
Percentage of saturation errors per profile

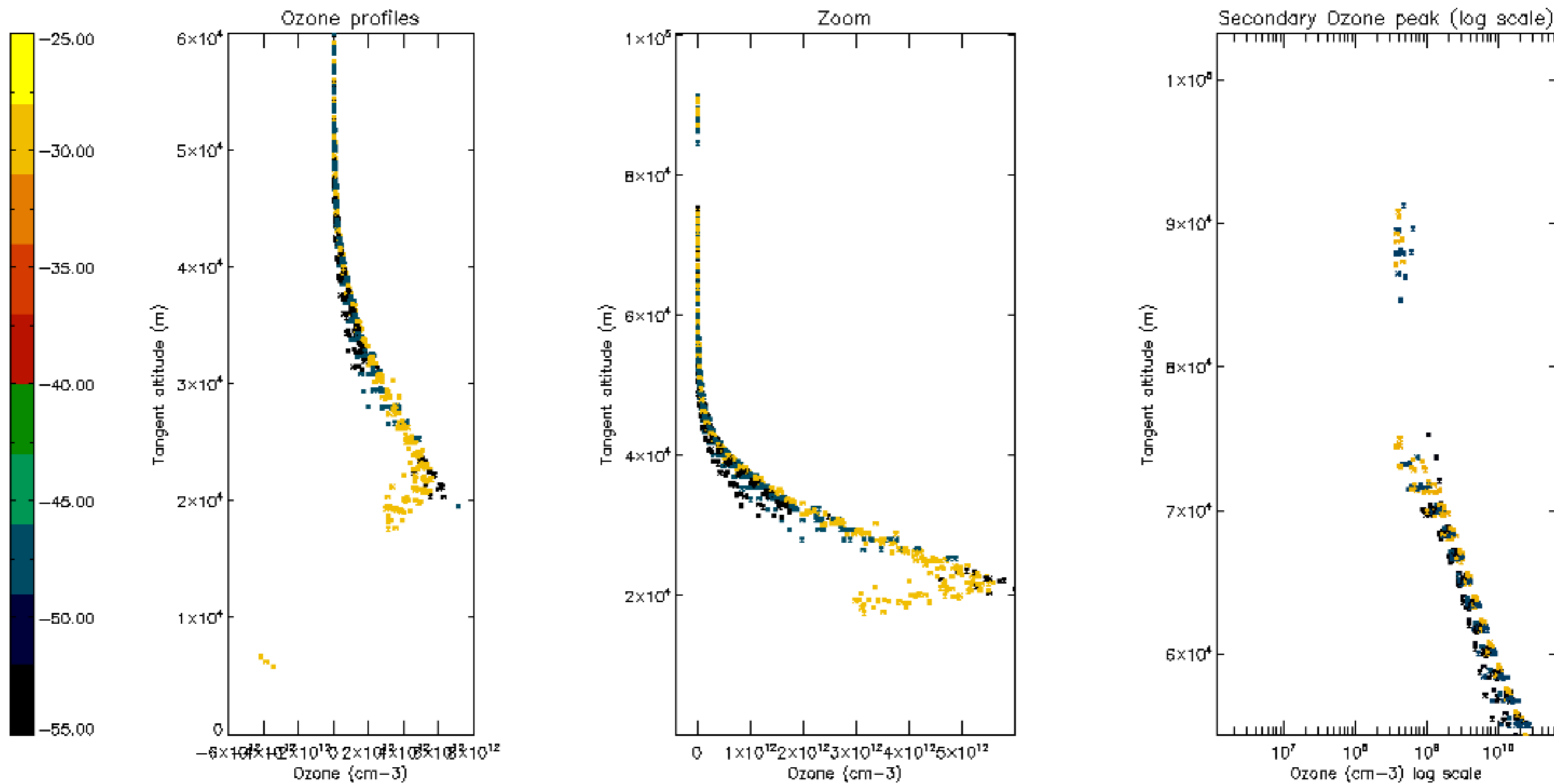


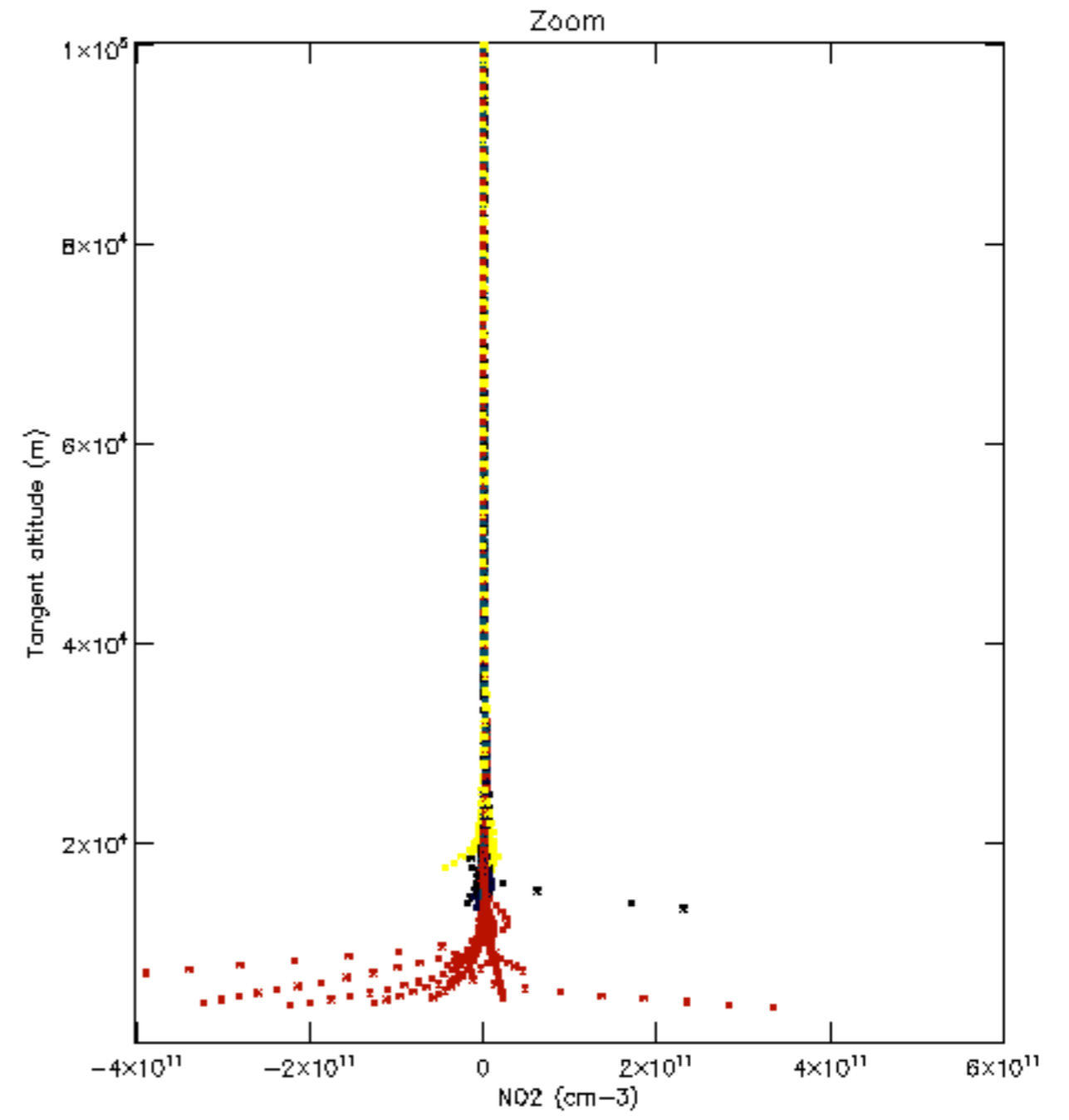
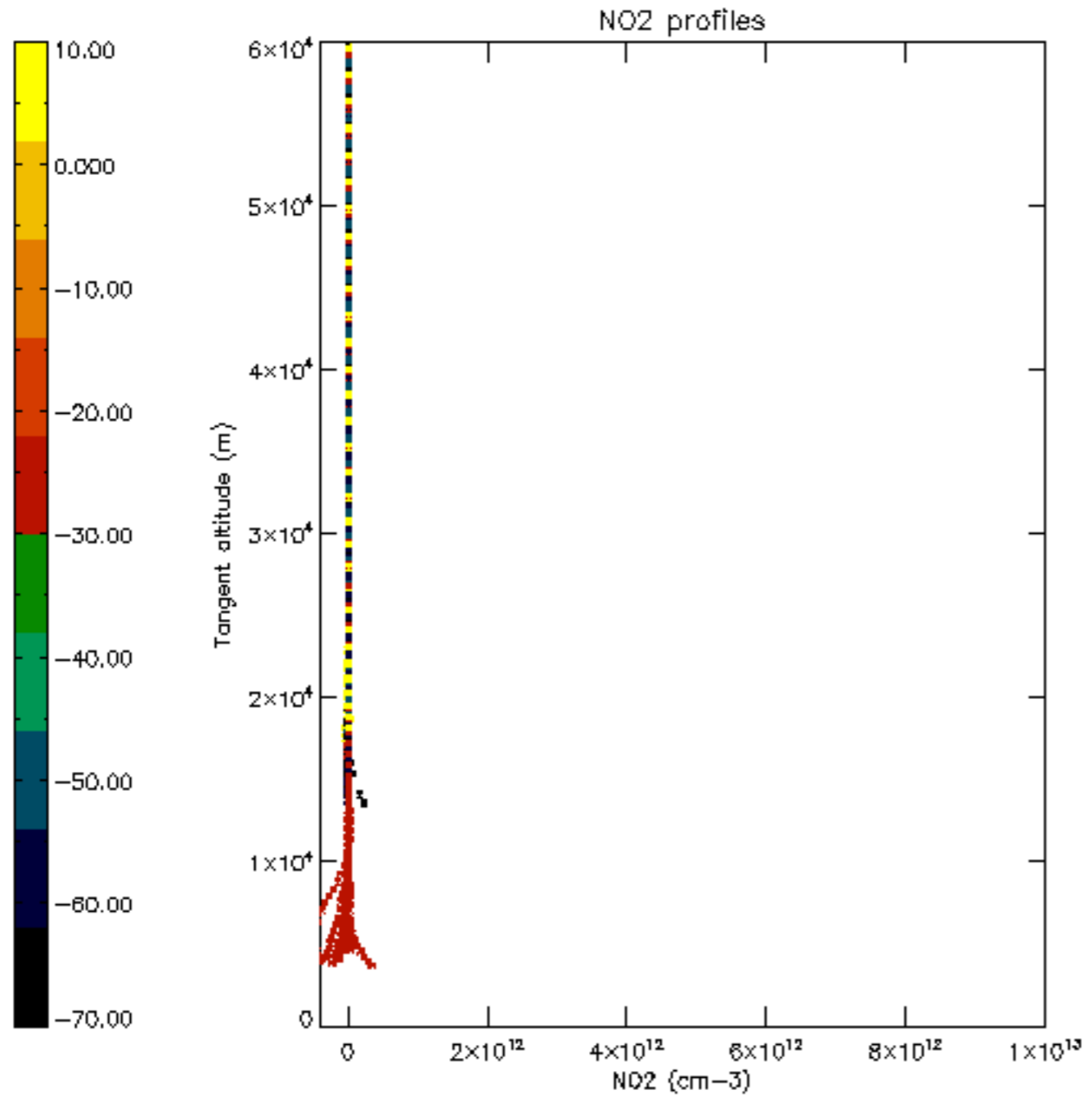


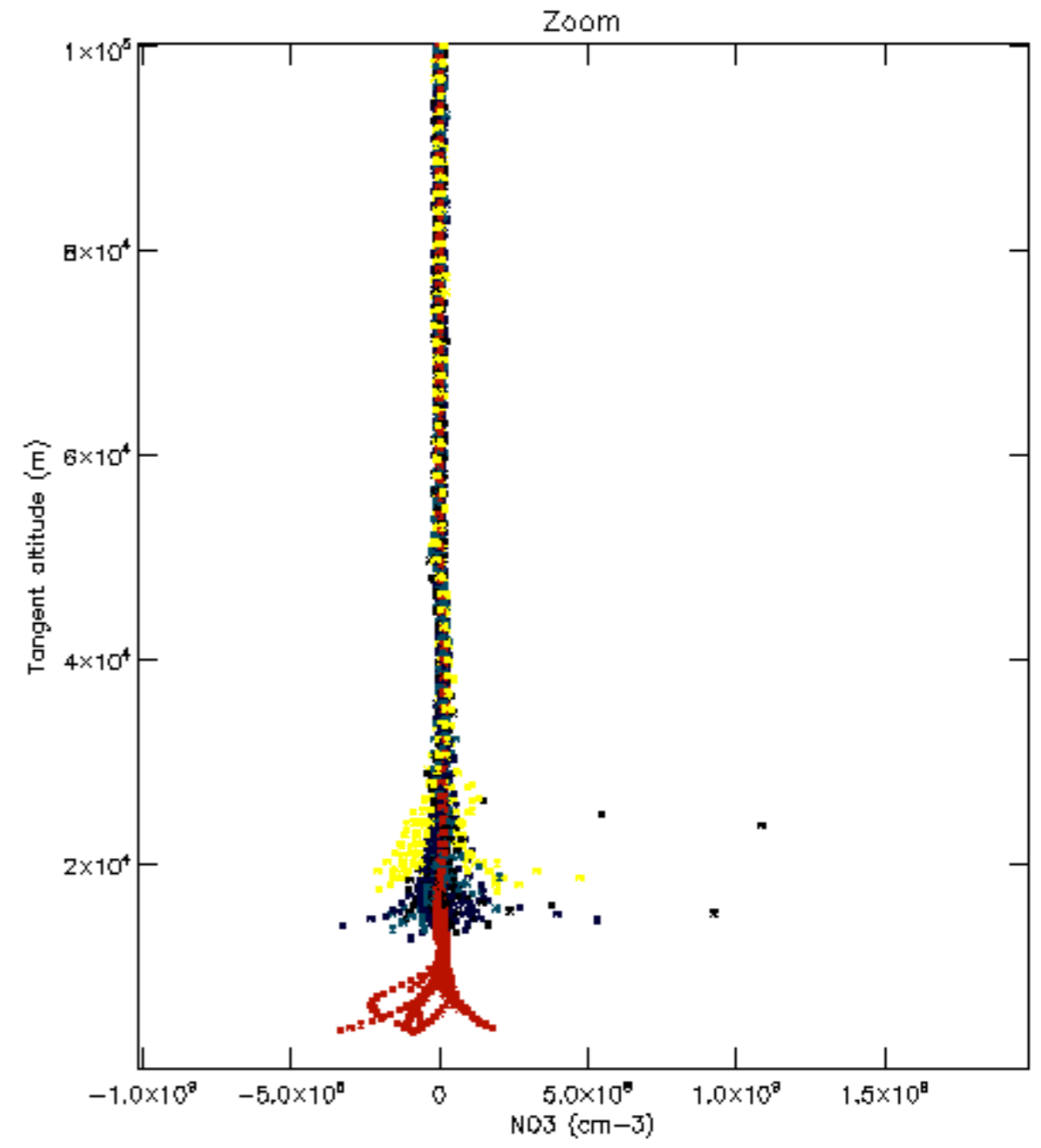
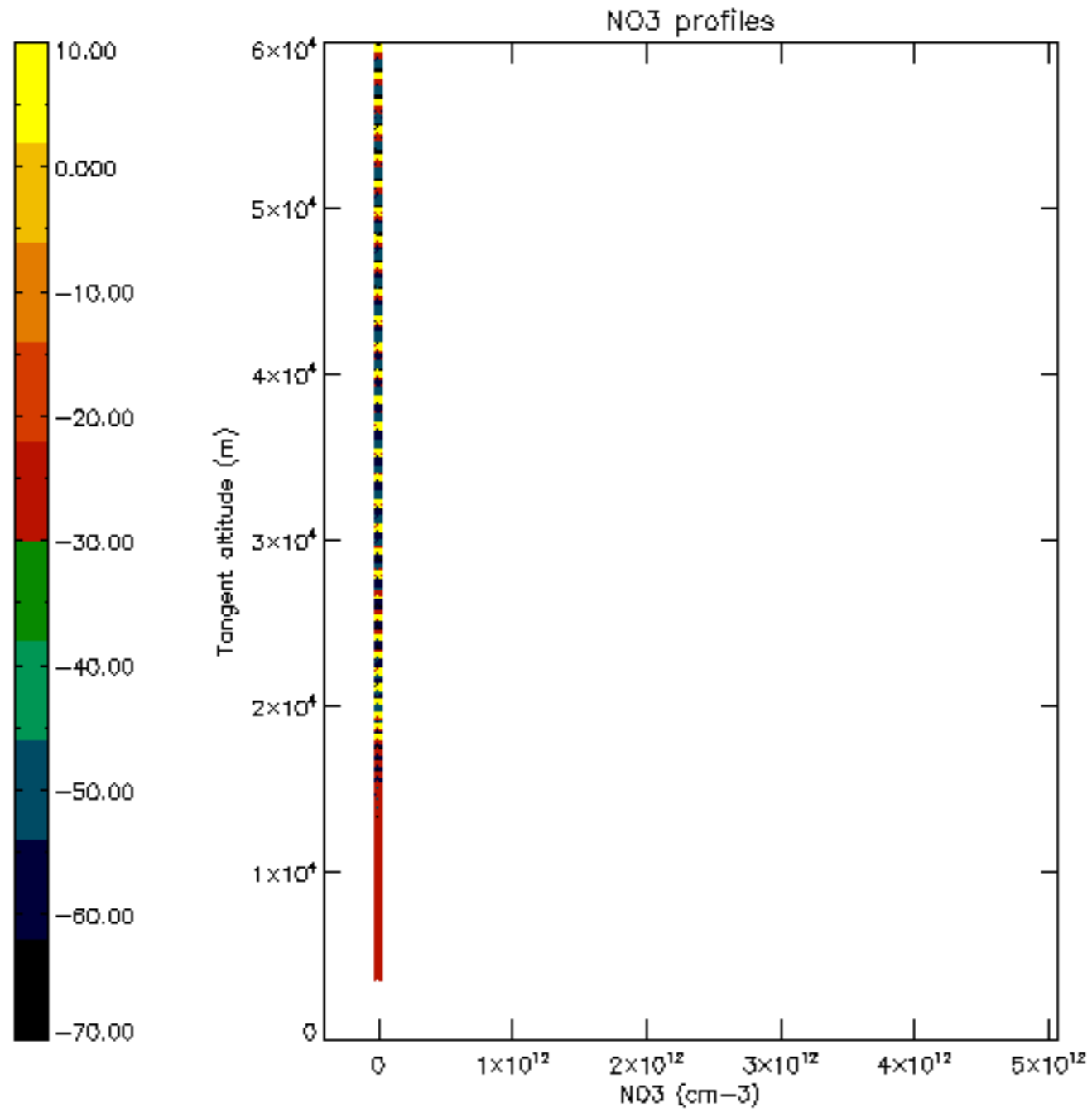


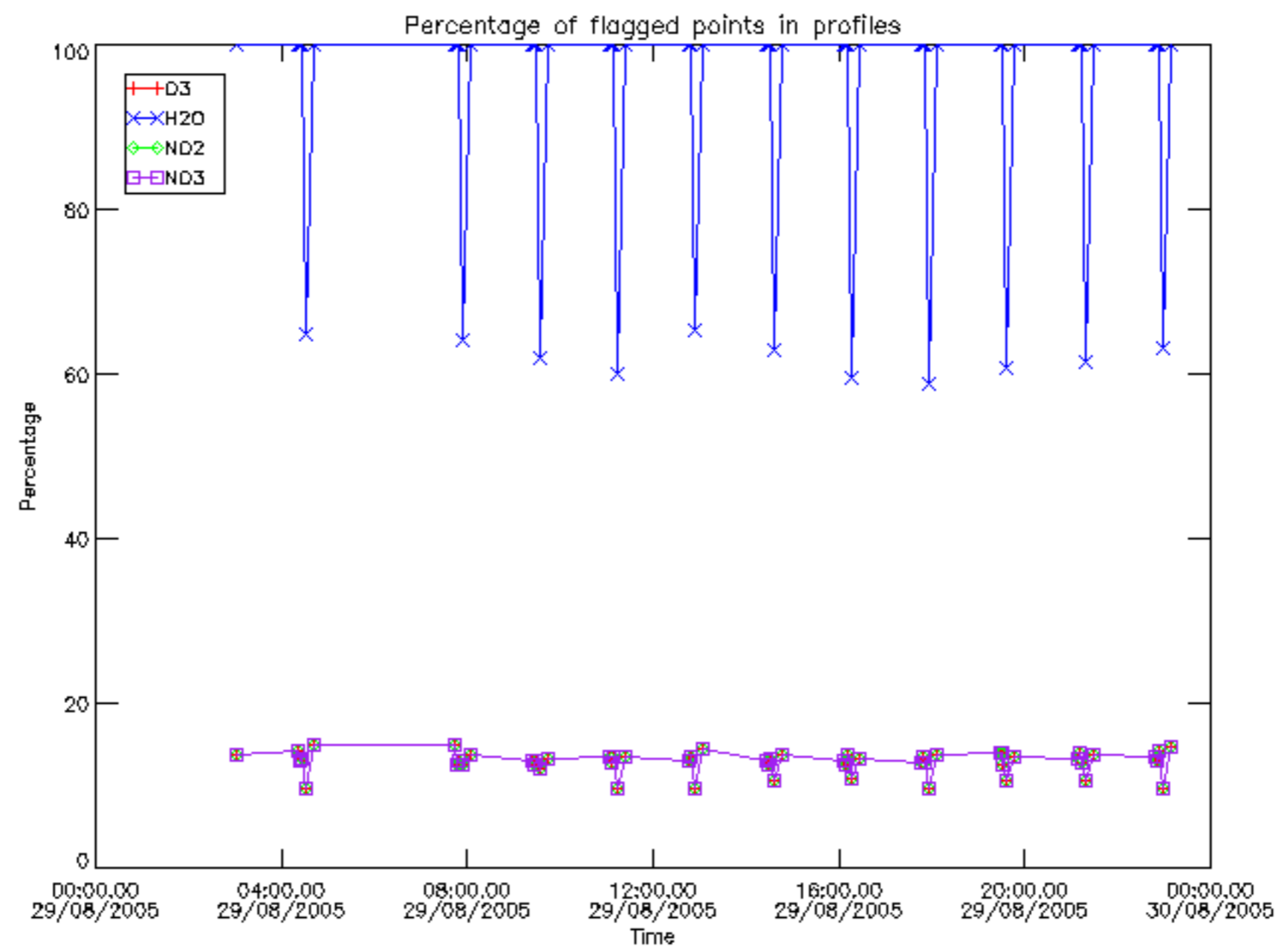




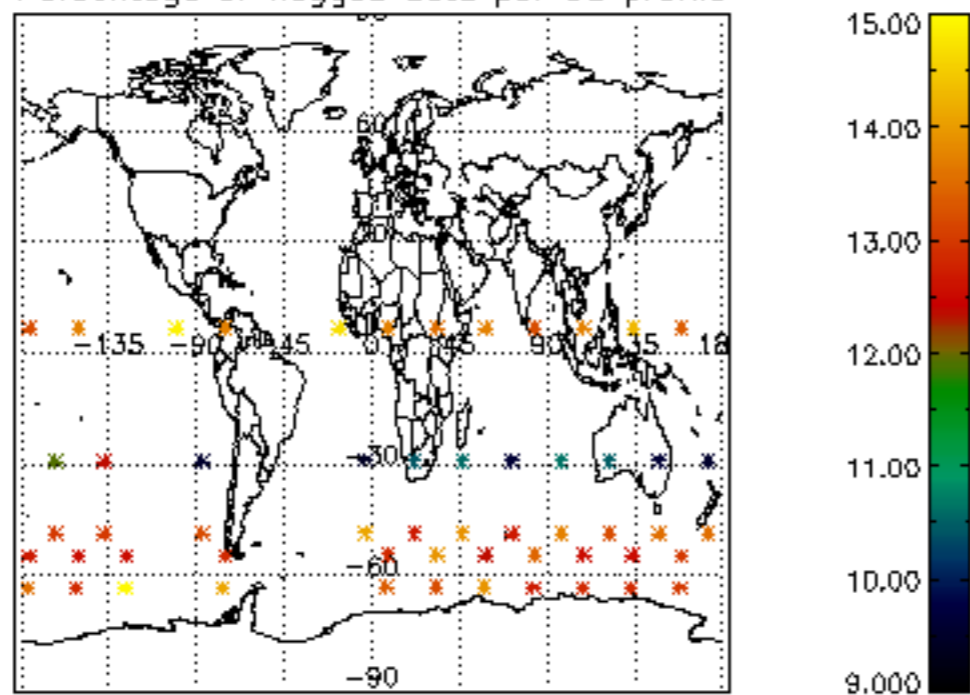




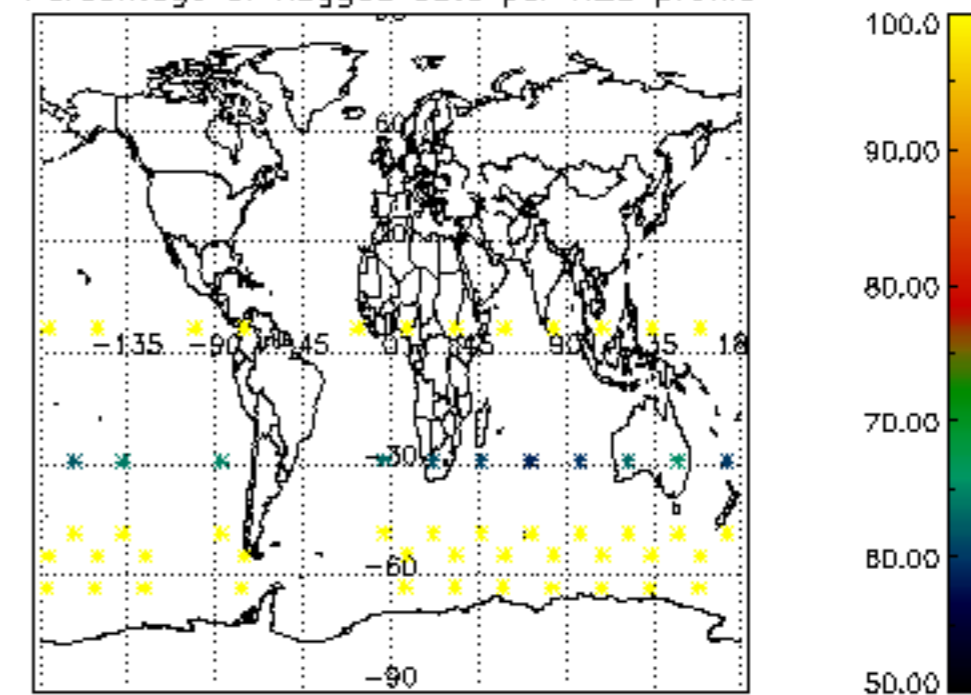




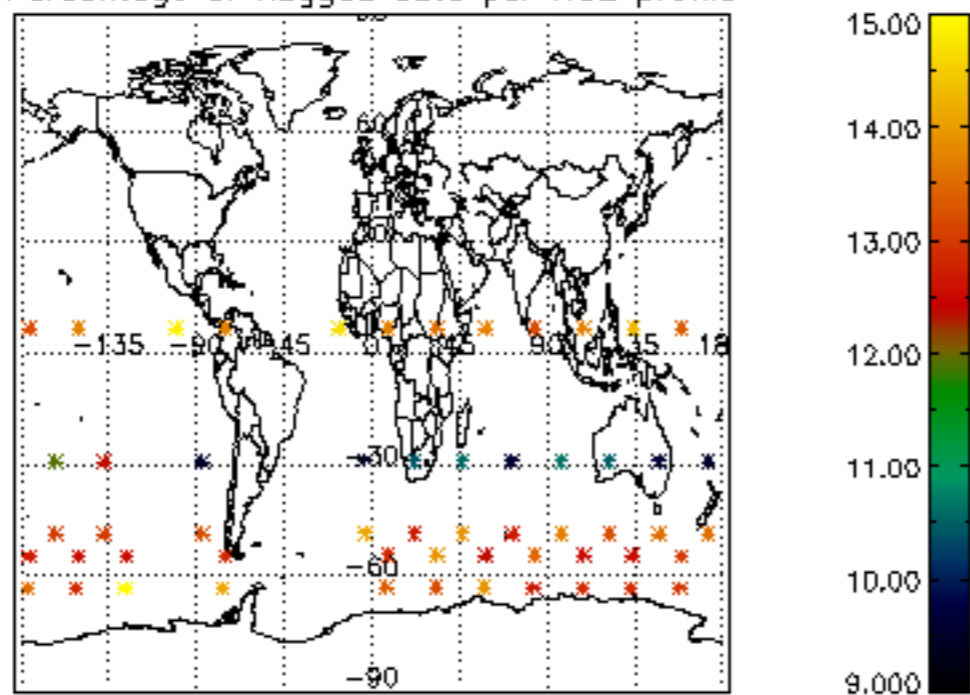
Percentage of flagged data per D3 profile



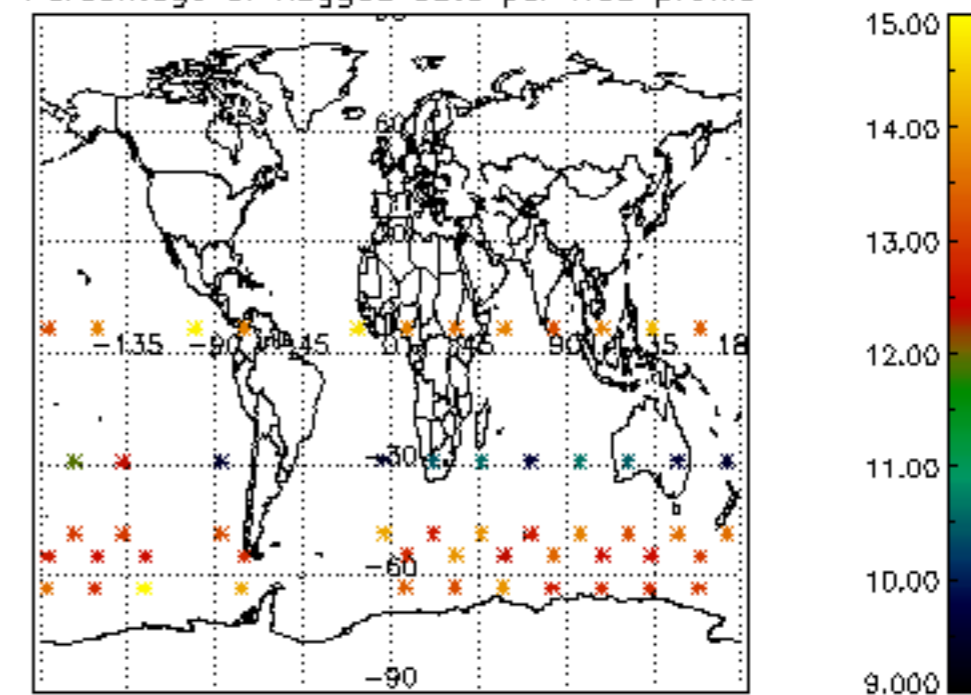
Percentage of flagged data per H2O profile

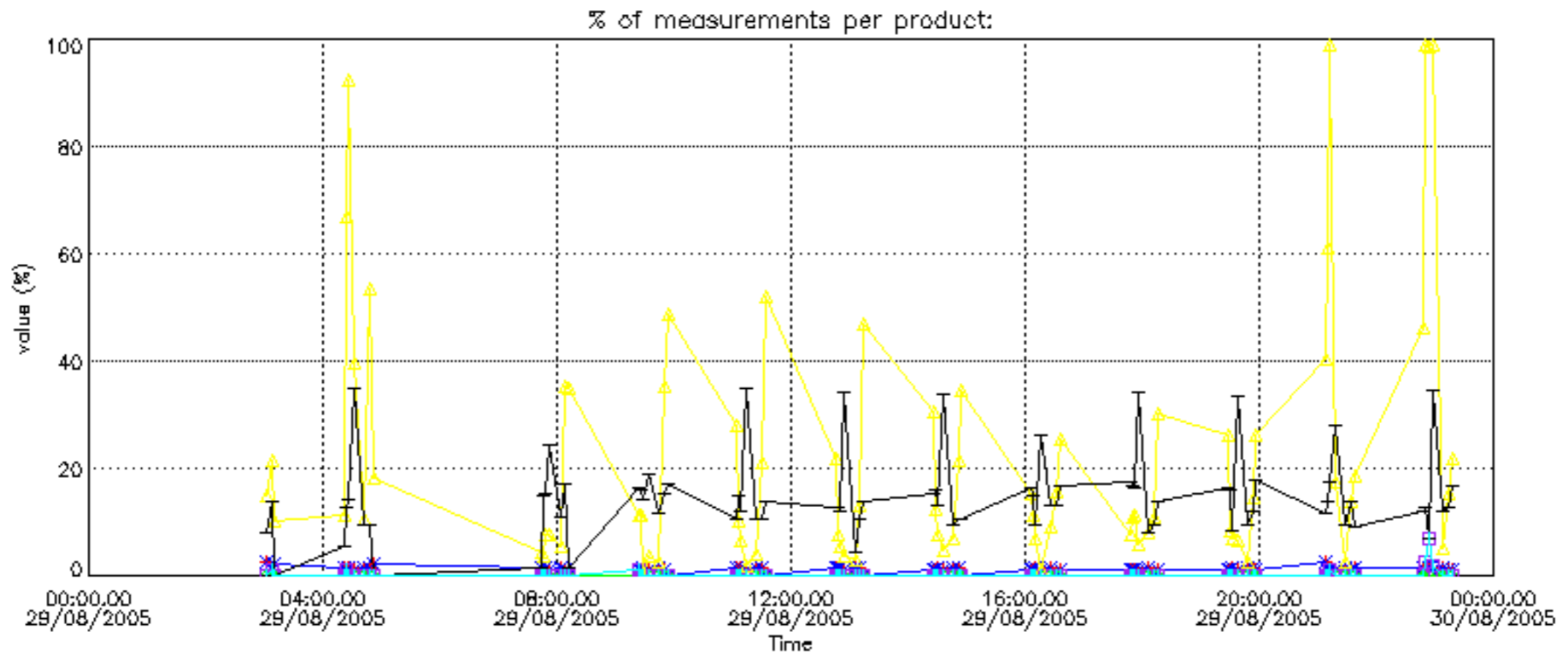


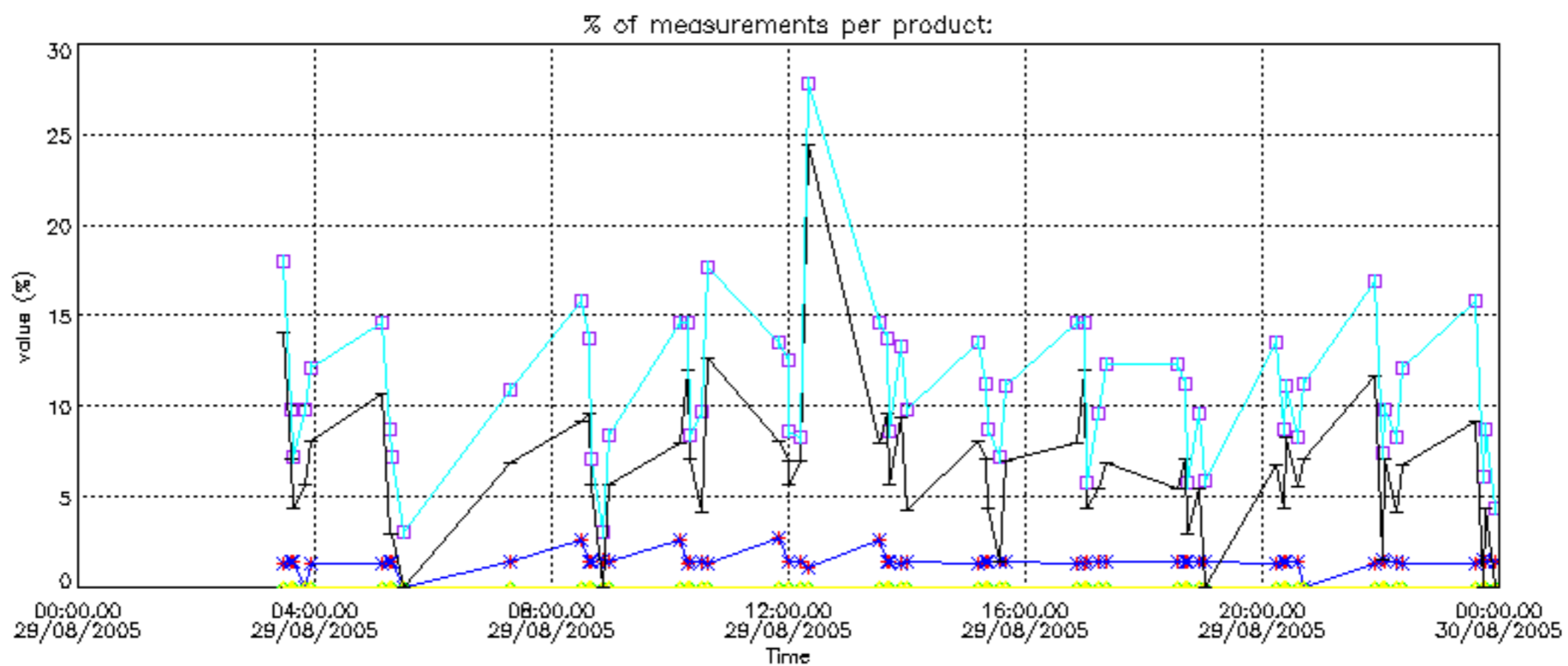
Percentage of flagged data per NO2 profile



Percentage of flagged data per NO3 profile

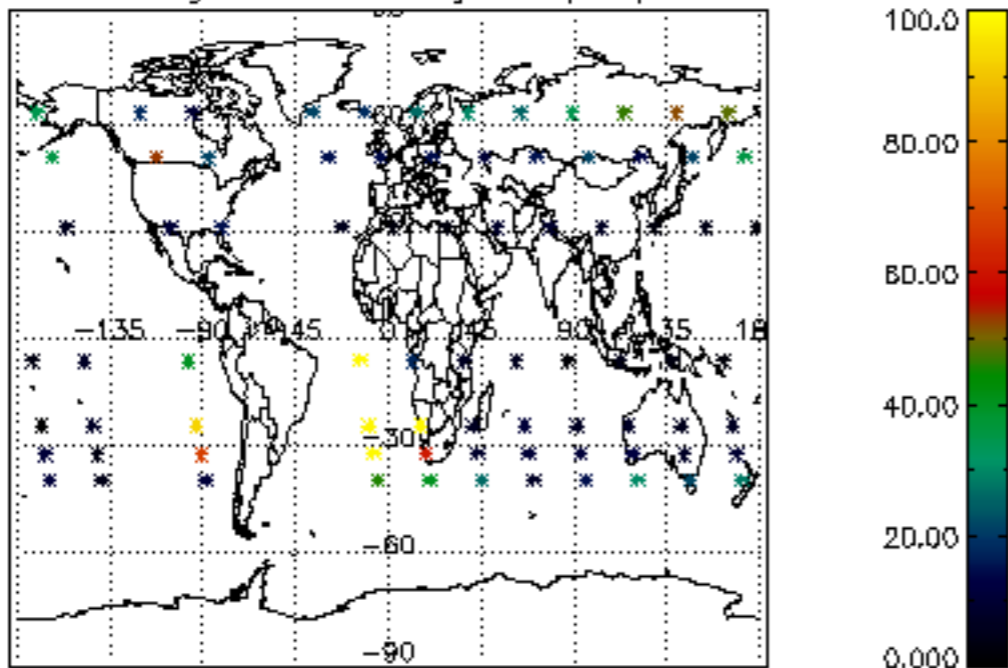




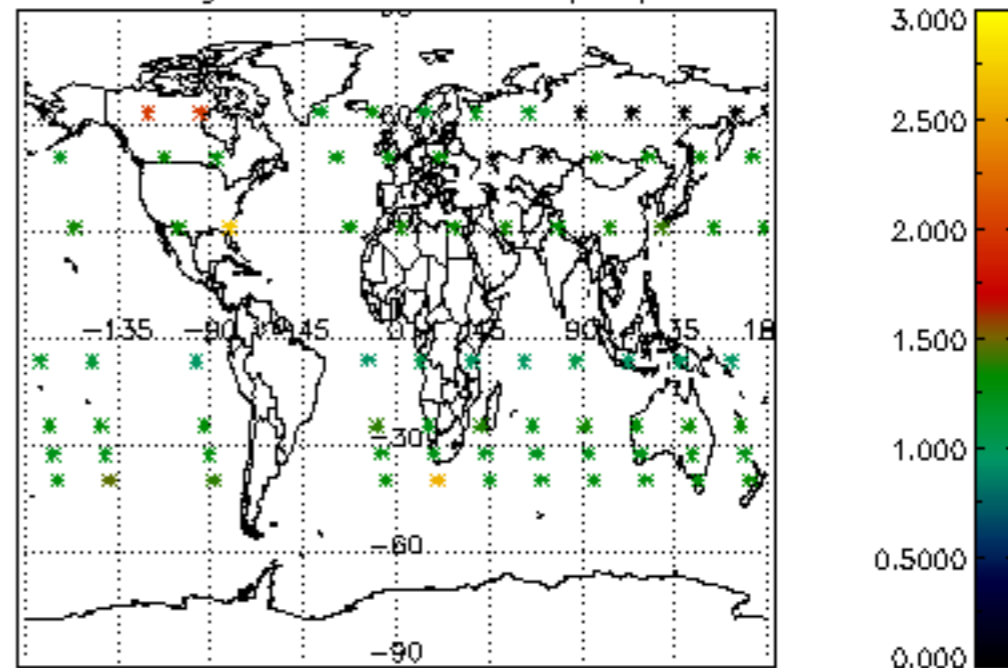




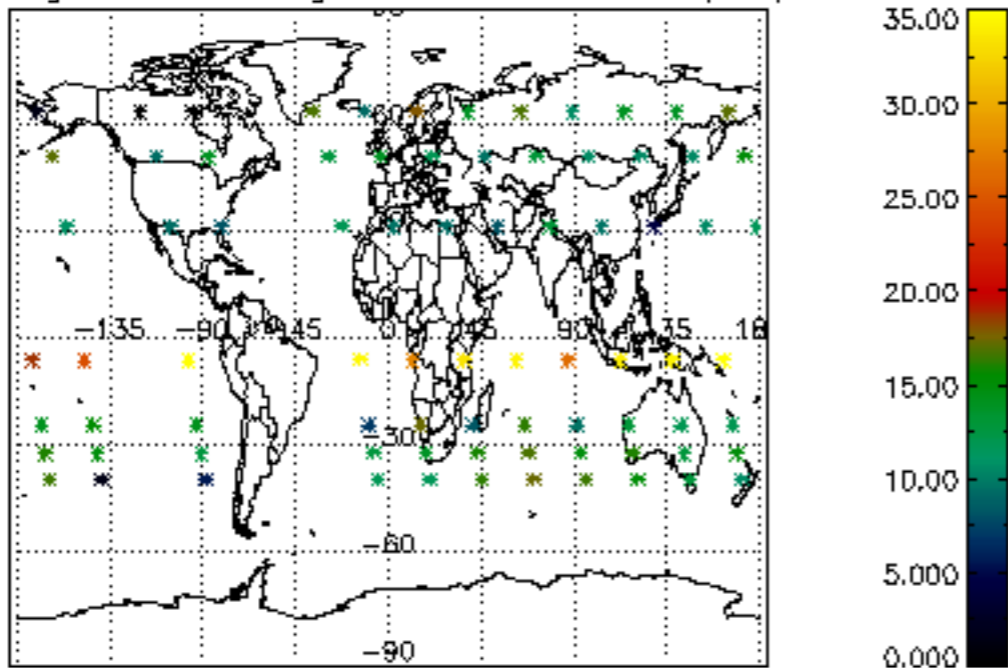
Percentage of cosmic ray hits per profile



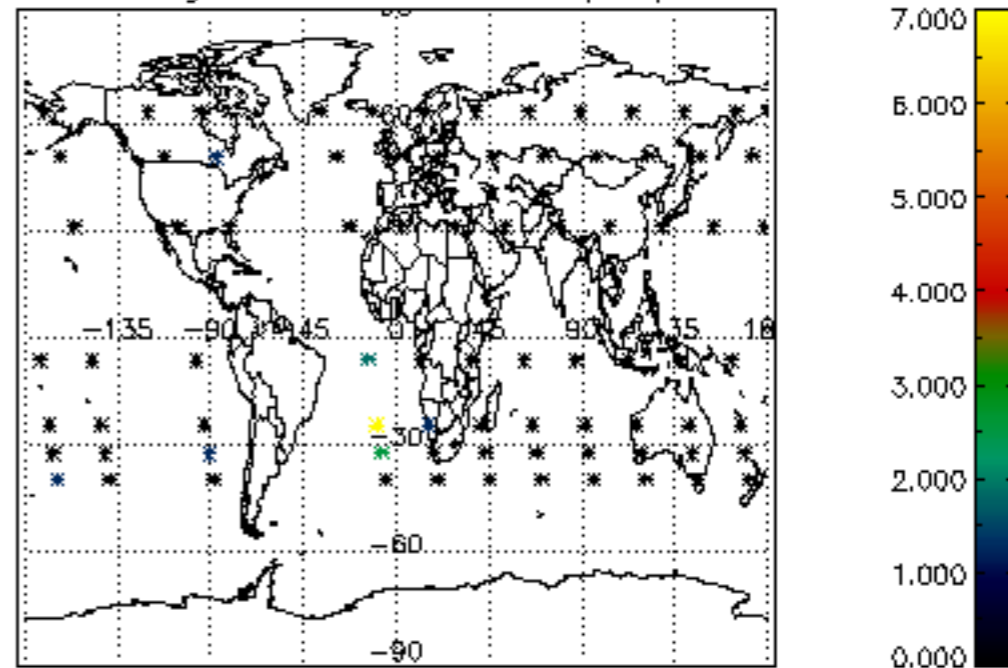
Percentage of datation errors per profile



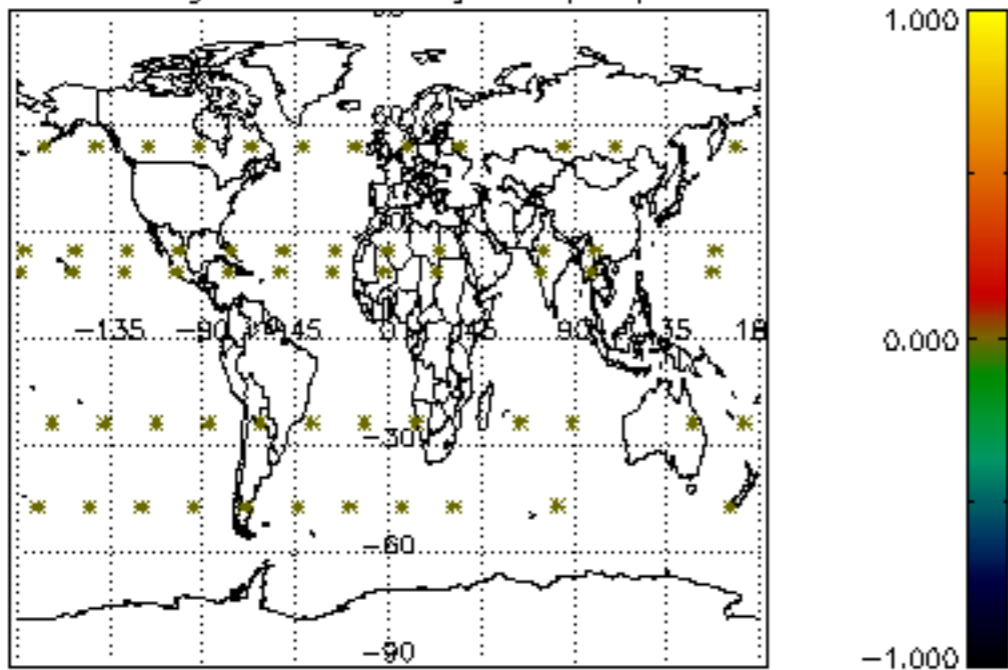
Percentage of star falling outside central band per profile



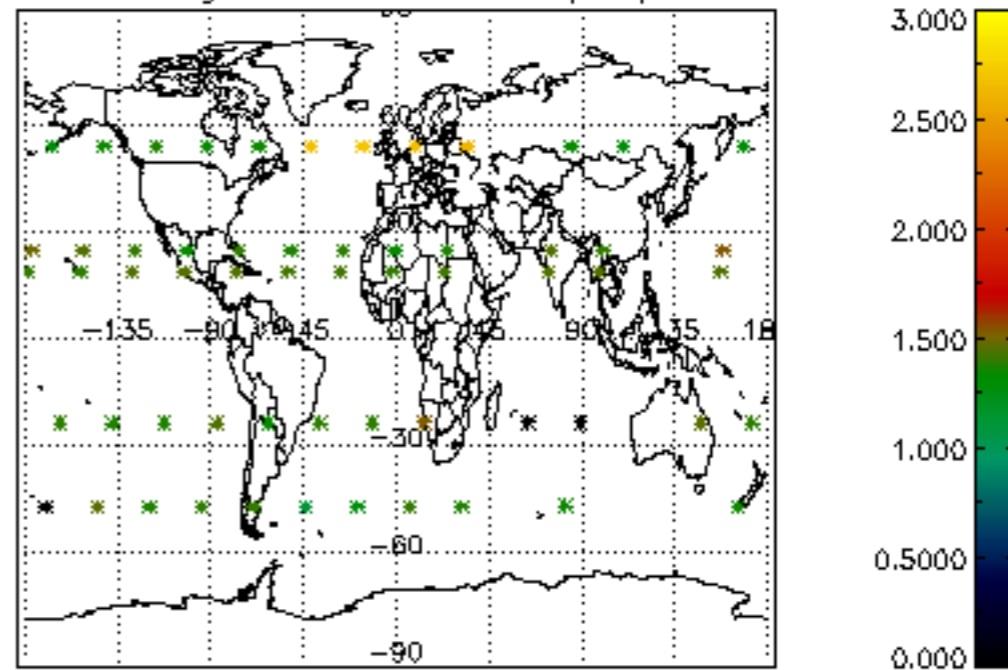
Percentage of saturation errors per profile



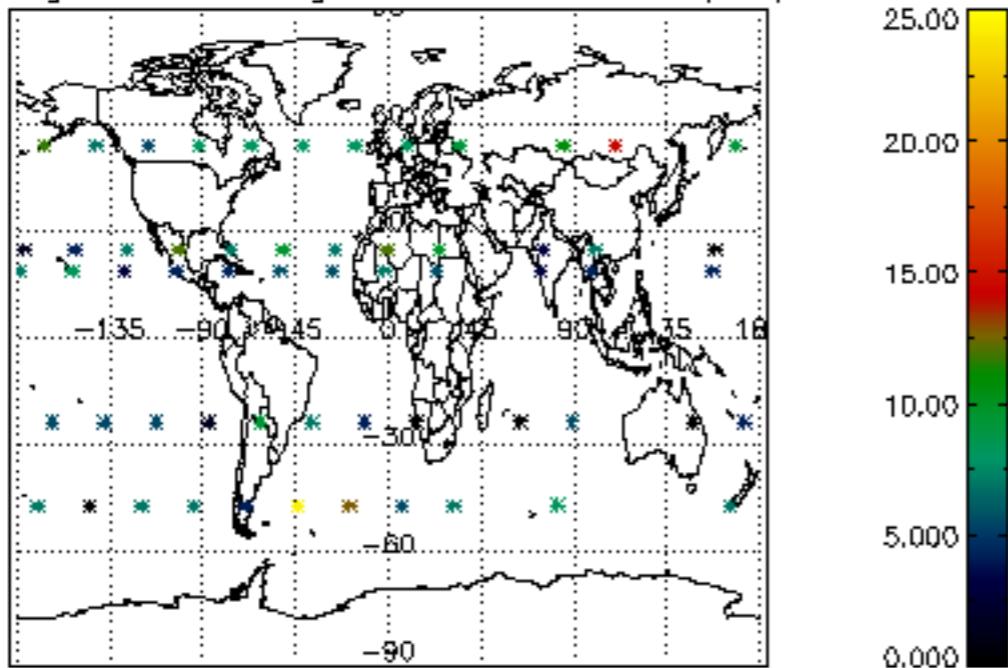
Percentage of cosmic ray hits per profile



Percentage of datation errors per profile



Percentage of star falling outside central band per profile



Percentage of saturation errors per profile

