

# GOMOS Level 2 Daily Report

## SUMMARY

### [1. General Info](#)

### [2. Summary of processed GOM\\_NL\\_2P products](#)

### [3. Level 2 Quality information per product](#)

#### [3.1 Plot of level 2 quality information per product \(time dependant\)](#)

#### [3.2 Plot of level 2 quality information per product \(world map\)](#)

### [4. Level 1 Quality information per product \(stored on level 2 products\)](#)

#### [4.1 Plot of level 1 quality information per product \(time dependant\)](#)

##### [4.1.1 Plot of level 1 quality information per product \(time dependant\): ASCENDING](#)

##### [4.1.2 Plot of level 1 quality information per product \(time dependant\): DESCENDING](#)

#### [4.2 Plot of level 1 quality information per product \(world map\)](#)

##### [4.2.1 Plot of level 1 quality information per product \(world map\): ASCENDING](#)

##### [4.2.2 Plot of level 1 quality information per product \(world map\): DESCENDING](#)

### [5. Ozone profiles based on quality statistics and other trace gas profiles](#)

#### [5.1 Ozone statistics based on quality of products](#)

#### [5.2 Plot ozone profiles for all STD \(dark without errors\)](#)

#### [5.3 Plot ozone profiles where STD < 20% \(dark without errors\)](#)

#### [5.4. Plot ozone profiles where STD < 10% \(dark without errors\)](#)

#### [5.5. Plot ozone profiles where STD < 5% \(dark without errors\)](#)

#### [5.6 Plot NO2 profiles for all STD \(dark without errors\)](#)

#### [5.7 Plot NO3 profiles for all STD \(dark without errors\)](#)

#### [5.8 Plot H2O profiles \(only for occultations of stars 1,2,3,4,13,14,16,26,63 dark without errors\) for all STD](#)

### [6. Auxiliary Data Files used for the production reported in section 2](#)

This report presents the daily analysis on parameters extracted from GOMOS level 2 data (GOM\_NL\_\_2P). It is intended to monitor some important parameters that will impact the quality of these products. A list of level 2 products (and content) that have arrived during the reporting day to the PCF is also given.

| Item                      | Value                           |
|---------------------------|---------------------------------|
| Time of report generation | 18APR2013 10:37:40              |
| Data source version       | GOMOS/6.01                      |
| Start time of products    | 28-08-2005 (28AUG2005 00:00:00) |
| Stop time of products     | 29-08-2005 (29AUG2005 00:00:00) |
| Store outputs in DB       | Yes                             |
| Nb of level 2 prods       | 156                             |
| Nb of prods with errors   | 0                               |

## 2. Summary of processed GOM\_NL\_\_2P products.

| Nr | Filename   | UTC Start time       | Limb       | Duration | Star Id | Star Name | Star Mag | Star Temp | Nb Meas | Orbit | Prod. error |
|----|--|----------------------|------------|----------|---------|-----------|----------|-----------|---------|-------|-------------|
| 1  | GOM_NL__2PRFIN20050828_000120_000000462040_00173_18263_6291.N1 | 28-AUG-2005 00:01:20 | Dark       | 45.500   | 2       | Alp Car   | -0.73600 | 7000.0    | 91      | 18263 | No          |
| 2  | GOM_NL__2PRFIN20050828_001155_000000362040_00174_18264_6479.N1 | 28-AUG-2005 00:11:55 | Dark       | 36.000   | 135     | Bet Hyi   | 2.8200   | 5800.0    | 72      | 18264 | No          |
| 3  | GOM_NL__2PRFIN20050828_001727_000000412040_00174_18264_6480.N1 | 28-AUG-2005 00:17:27 | Straylight | 41.000   | 148     | Alp Tuc   | 2.8780   | 4100.0    | 82      | 18264 | No          |
| 4  | GOM_NL__2PRFIN20050828_003813_000000372040_00174_18264_6481.N1 | 28-AUG-2005 00:38:13 | Bright     | 37.000   | 11      | 53Alp Aql | 0.76500  | 8000.0    | 74      | 18264 | No          |
| 5  | GOM_NL__2PRFIN20050828_004631_000000362040_00174_18264_6482.N1 | 28-AUG-2005 00:46:31 | Bright     | 35.500   | 66      | 37Gam Cyg | 2.2080   | 5900.0    | 71      | 18264 | No          |
| 6  | GOM_NL__2PRFIN20050828_004809_000000352040_00174_18264_6483.N1 | 28-AUG-2005 00:48:09 | Bright     | 35.000   | 144     | 18Del Cyg | 2.8600   | 11000.    | 70      | 18264 | No          |
| 7  | GOM_NL__2PRFIN20050828_005959_000000342040_00174_18264_6484.N1 | 28-AUG-2005 00:59:59 | Bright     | 34.000   | 60      | 7Bet UMi  | 2.0810   | 3950.0    | 68      | 18264 | No          |
| 8  | GOM_NL__2PRFIN20050828_010637_000000372040_00174_18264_6485.N1 | 28-AUG-2005 01:06:37 | Bright     | 37.000   | 36      | 50Alp UMa | 1.8000   | 6300.0    | 74      | 18264 | No          |
| 9  | GOM_NL__2PRFIN20050828_013237_000000362040_00174_18264_6486.N1 | 28-AUG-2005 01:32:37 | Dark       | 35.500   | 132     | 15Rho Pup | 2.8030   | 6900.0    | 71      | 18264 | No          |
| 10 | GOM_NL__2PRFIN20050828_013657_000000382040_00174_18264_6487.N1 | 28-AUG-2005 01:36:57 | Dark       | 38.000   | 70      | Zet Pup   | 2.2460   | 39000.    | 76      | 18264 | No          |
| 11 | GOM_NL__2PRFIN20050828_014157_000000492040_00174_18264_6488.N1 | 28-AUG-2005 01:41:57 | Dark       | 49.000   | 2       | Alp Car   | -0.73600 | 7000.0    | 98      | 18264 | No          |
| 12 | GOM_NL__2PRFIN20050828_015231_000000362040_00175_18265_6281.N1 | 28-AUG-2005 01:52:31 | Dark       | 36.000   | 135     | Bet Hyi   | 2.8200   | 5800.0    | 72      | 18265 | No          |
| 13 | GOM_NL__2PRFIN20050828_015803_000000392040_00175_18265_6282.N1 | 28-AUG-2005 01:58:03 | Straylight | 39.000   | 148     | Alp Tuc   | 2.8780   | 4100.0    | 78      | 18265 | No          |
| 14 | GOM_NL__2PRFIN20050828_021849_000000382040_00175_18265_6283.N1 | 28-AUG-2005 02:18:49 | Bright     | 38.000   | 11      | 53Alp Aql | 0.76500  | 8000.0    | 76      | 18265 | No          |
| 15 | GOM_NL__2PRFIN20050828_022707_000000342040_00175_18265_6284.N1 | 28-AUG-2005 02:27:07 | Bright     | 33.500   | 66      | 37Gam Cyg | 2.2080   | 5900.0    | 67      | 18265 | No          |
| 16 | GOM_NL__2PRFIN20050828_022845_000000352040_00175_18265_6285.N1 | 28-AUG-2005 02:28:45 | Bright     | 34.500   | 144     | 18Del Cyg | 2.8600   | 11000.    | 69      | 18265 | No          |
| 17 | GOM_NL__2PRFIN20050828_024035_000000342040_00175_18265_6286.N1 | 28-AUG-2005 02:40:35 | Bright     | 33.500   | 60      | 7Bet UMi  | 2.0810   | 3950.0    | 67      | 18265 | No          |
| 18 | GOM_NL__2PRFIN20050828_024713_000000372040_00175_18265_6287.N1 | 28-AUG-2005 02:47:13 | Bright     | 37.000   | 36      | 50Alp UMa | 1.8000   | 6300.0    | 74      | 18265 | No          |
| 19 | GOM_NL__2PRFIN20050828_031313_000000352040_00175_18265_6288.N1 | 28-AUG-2005 03:13:13 | Dark       | 35.000   | 132     | 15Rho Pup | 2.8030   | 6900.0    | 70      | 18265 | No          |
| 20 | GOM_NL__2PRFIN20050828_031515_000000392040_00175_18265_6289.N1 | 28-AUG-2005 03:15:15 | Dark       | 39.000   | 88      | 31Eta CMa | 2.4480   | 20000.    | 78      | 18265 | No          |
| 21 | GOM_NL__2PRFIN20050828_031734_000000402040_00175_18265_6290.N1 | 28-AUG-2005 03:17:34 | Dark       | 39.500   | 70      | Zet Pup   | 2.2460   | 39000.    | 79      | 18265 | No          |
| 22 | GOM_NL__2PRFIN20050828_032233_000000442040_00175_18265_6291.N1 | 28-AUG-2005 03:22:33 | Dark       | 44.000   | 2       | Alp Car   | -0.73600 | 7000.0    | 88      | 18265 | No          |
| 23 | GOM_NL__2PRFIN20050828_033307_000000372040_00176_18266_6281.N1 | 28-AUG-2005 03:33:07 | Dark       | 37.000   | 135     | Bet Hyi   | 2.8200   | 5800.0    | 74      | 18266 | No          |
| 24 | GOM_NL__2PRFIN20050828_033840_000000392040_00176_18266_6282.N1 | 28-AUG-2005 03:38:40 | Straylight | 38.500   | 148     | Alp Tuc   | 2.8780   | 4100.0    | 77      | 18266 | No          |
| 25 | GOM_NL__2PRFIN20050828_035925_000000362040_00176_18266_6283.N1 | 28-AUG-2005 03:59:25 | Bright     | 35.500   | 11      | 53Alp Aql | 0.76500  | 8000.0    | 71      | 18266 | No          |
| 26 | GOM_NL__2PRFIN20050828_040743_000000372040_00176_18266_6284.N1 | 28-AUG-2005 04:07:43 | Bright     | 36.500   | 66      | 37Gam Cyg | 2.2080   | 5900.0    | 73      | 18266 | No          |
| 27 | GOM_NL__2PRFIN20050828_040921_000000352040_00176_18266_6285.N1 | 28-AUG-2005 04:09:21 | Bright     | 35.000   | 144     | 18Del Cyg | 2.8600   | 11000.    | 70      | 18266 | No          |
| 28 | GOM_NL__2PRFIN20050828_042111_000000342040_00176_18266_6286.N1 | 28-AUG-2005 04:21:11 | Bright     | 33.500   | 60      | 7Bet UMi  | 2.0810   | 3950.0    | 67      | 18266 | No          |
| 29 | GOM_NL__2PRFIN20050828_042749_000000362040_00176_18266_6287.N1 | 28-AUG-2005 04:27:49 | Bright     | 36.000   | 36      | 50Alp UMa | 1.8000   | 6300.0    | 72      | 18266 | No          |
| 30 | GOM_NL__2PRFIN20050828_045350_000000362040_00176_18266_6288.N1 | 28-AUG-2005 04:53:50 | Dark       | 35.500   | 132     | 15Rho Pup | 2.8030   | 6900.0    | 71      | 18266 | No          |
| 31 | GOM_NL__2PRFIN20050828_045551_000000402040_00176_18266_6289.N1 | 28-AUG-2005 04:55:51 | Dark       | 40.000   | 88      | 31Eta CMa | 2.4480   | 20000.    | 80      | 18266 | No          |
| 32 | GOM_NL__2PRFIN20050828_045810_000000382040_00176_18266_6290.N1 | 28-AUG-2005 04:58:10 | Dark       | 37.500   | 70      | Zet Pup   | 2.2460   | 39000.    | 75      | 18266 | No          |
| 33 | GOM_NL__2PRFIN20050828_050309_000000532040_00176_18266_6291.N1 | 28-AUG-2005 05:03:09 | Dark       | 53.000   | 2       | Alp Car   | -0.73600 | 7000.0    | 106     | 18266 | No          |
| 34 | GOM_NL__2PRFIN20050828_051343_000000382040_00177_18267_6281.N1 | 28-AUG-2005 05:13:43 | Dark       | 37.500   | 135     | Bet Hyi   | 2.8200   | 5800.0    | 75      | 18267 | No          |
| 35 | GOM_NL__2PRFIN20050828_051916_000000392040_00177_18267_6282.N1 | 28-AUG-2005 05:19:16 | Straylight | 38.500   | 148     | Alp Tuc   | 2.8780   | 4100.0    | 77      | 18267 | No          |
| 36 | GOM_NL__2PRFIN20050828_054001_000000372040_00177_18267_6283.N1 | 28-AUG-2005 05:40:01 | Bright     | 36.500   | 11      | 53Alp Aql | 0.76500  | 8000.0    | 73      | 18267 | No          |
| 37 | GOM_NL__2PRFIN20050828_054819_000000362040_00177_18267_6284.N1 | 28-AUG-2005 05:48:19 | Bright     | 36.000   | 66      | 37Gam Cyg | 2.2080   | 5900.0    | 72      | 18267 | No          |
| 38 | GOM_NL__2PRFIN20050828_054957_000000352040_00177_18267_6285.N1 | 28-AUG-2005 05:49:57 | Bright     | 35.000   | 144     | 18Del Cyg | 2.8600   | 11000.    | 70      | 18267 | No          |
| 39 | GOM_NL__2PRFIN20050828_060148_000000332040_00177_18267_6286.N1 | 28-AUG-2005 06:01:48 | Bright     | 32.500   | 60      | 7Bet UMi  | 2.0810   | 3950.0    | 65      | 18267 | No          |
| 40 | GOM_NL__2PRFIN20050828_060826_000000362040_00177_18267_6287.N1 | 28-AUG-2005 06:08:26 | Bright     | 35.500   | 36      | 50Alp UMa | 1.8000   | 6300.0    | 71      | 18267 | No          |
| 41 | GOM_NL__2PRFIN20050828_063426_000000352040_00177_18267_6288.N1 | 28-AUG-2005 06:34:26 | Dark       | 35.000   | 132     | 15Rho Pup | 2.8030   | 6900.0    | 70      | 18267 | No          |
| 42 | GOM_NL__2PRFIN20050828_063627_000000402040_00177_18267_6289.N1 | 28-AUG-2005 06:36:27 | Dark       | 40.000   | 88      | 31Eta CMa | 2.4480   | 20000.    | 80      | 18267 | No          |

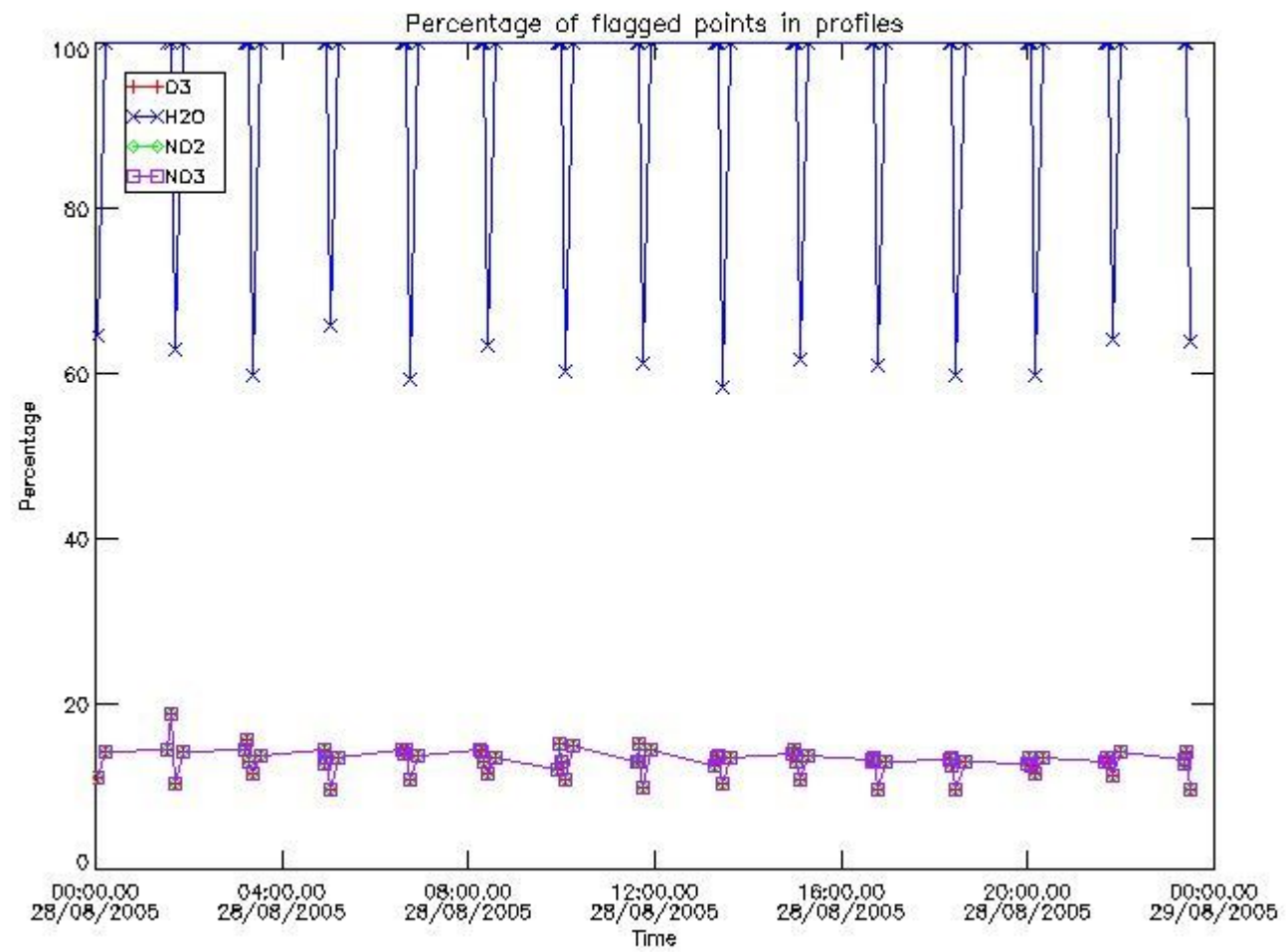
|     |  |                      |            |        |     |           |          |        |     |       |    |
|-----|--|----------------------|------------|--------|-----|-----------|----------|--------|-----|-------|----|
| 43  | GOM_NL__2PRFIN20050828_063846_000000392040_00177_18267_6290.N1 | 28-AUG-2005 06:38:46 | Dark       | 38.500 | 70  | Zet Pup   | 2.2460   | 39000. | 77  | 18267 | No |
| 44  | GOM_NL__2PRFIN20050828_064346_000000472040_00177_18267_6291.N1 | 28-AUG-2005 06:43:46 | Dark       | 47.000 | 2   | Alp Car   | -0.73600 | 7000.0 | 94  | 18267 | No |
| 45  | GOM_NL__2PRFIN20050828_065419_000000372040_00178_18268_6281.N1 | 28-AUG-2005 06:54:19 | Dark       | 37.000 | 135 | Bet Hyi   | 2.8200   | 5800.0 | 74  | 18268 | No |
| 46  | GOM_NL__2PRFIN20050828_065952_000000372040_00178_18268_6282.N1 | 28-AUG-2005 06:59:52 | Straylight | 37.000 | 148 | Alp Tuc   | 2.8780   | 4100.0 | 74  | 18268 | No |
| 47  | GOM_NL__2PRFIN20050828_072038_000000362040_00178_18268_6283.N1 | 28-AUG-2005 07:20:38 | Bright     | 36.000 | 11  | 53Alp Aql | 0.76500  | 8000.0 | 72  | 18268 | No |
| 48  | GOM_NL__2PRFIN20050828_072855_000000382040_00178_18268_6284.N1 | 28-AUG-2005 07:28:55 | Bright     | 38.000 | 66  | 37Gam Cyg | 2.2080   | 5900.0 | 76  | 18268 | No |
| 49  | GOM_NL__2PRFIN20050828_073033_000000342040_00178_18268_6285.N1 | 28-AUG-2005 07:30:33 | Bright     | 33.500 | 144 | 18Del Cyg | 2.8600   | 11000. | 67  | 18268 | No |
| 50  | GOM_NL__2PRFIN20050828_074224_000000382040_00178_18268_6286.N1 | 28-AUG-2005 07:42:24 | Bright     | 37.500 | 60  | 7Bet UMi  | 2.0810   | 3950.0 | 75  | 18268 | No |
| 51  | GOM_NL__2PRFIN20050828_074902_000000532040_00178_18268_6287.N1 | 28-AUG-2005 07:49:02 | Bright     | 53.000 | 36  | 50Alp UMa | 1.8000   | 6300.0 | 106 | 18268 | No |
| 52  | GOM_NL__2PRFIN20050828_081502_000000352040_00178_18268_6288.N1 | 28-AUG-2005 08:15:02 | Dark       | 35.000 | 132 | 15Rho Pup | 2.8030   | 6900.0 | 70  | 18268 | No |
| 53  | GOM_NL__2PRFIN20050828_081704_000000402040_00178_18268_6289.N1 | 28-AUG-2005 08:17:04 | Dark       | 39.500 | 88  | 31Eta CMa | 2.4480   | 20000. | 79  | 18268 | No |
| 54  | GOM_NL__2PRFIN20050828_081922_000000402040_00178_18268_6290.N1 | 28-AUG-2005 08:19:22 | Dark       | 39.500 | 70  | Zet Pup   | 2.2460   | 39000. | 79  | 18268 | No |
| 55  | GOM_NL__2PRFIN20050828_082422_000000442040_00178_18268_6291.N1 | 28-AUG-2005 08:24:22 | Dark       | 44.000 | 2   | Alp Car   | -0.73600 | 7000.0 | 88  | 18268 | No |
| 56  | GOM_NL__2PRFIN20050828_083456_000000382040_00179_18269_6281.N1 | 28-AUG-2005 08:34:56 | Dark       | 38.000 | 135 | Bet Hyi   | 2.8200   | 5800.0 | 76  | 18269 | No |
| 57  | GOM_NL__2PRFIN20050828_084028_000000422040_00179_18269_6282.N1 | 28-AUG-2005 08:40:28 | Straylight | 42.000 | 148 | Alp Tuc   | 2.8780   | 4100.0 | 84  | 18269 | No |
| 58  | GOM_NL__2PRFIN20050828_090114_000000382040_00179_18269_6283.N1 | 28-AUG-2005 09:01:14 | Bright     | 38.000 | 11  | 53Alp Aql | 0.76500  | 8000.0 | 76  | 18269 | No |
| 59  | GOM_NL__2PRFIN20050828_090931_000000342040_00179_18269_6284.N1 | 28-AUG-2005 09:09:31 | Bright     | 33.500 | 66  | 37Gam Cyg | 2.2080   | 5900.0 | 67  | 18269 | No |
| 60  | GOM_NL__2PRFIN20050828_091109_000000352040_00179_18269_6285.N1 | 28-AUG-2005 09:11:09 | Bright     | 35.000 | 144 | 18Del Cyg | 2.8600   | 11000. | 70  | 18269 | No |
| 61  | GOM_NL__2PRFIN20050828_092300_000000332040_00179_18269_6286.N1 | 28-AUG-2005 09:23:00 | Bright     | 33.000 | 60  | 7Bet UMi  | 2.0810   | 3950.0 | 66  | 18269 | No |
| 62  | GOM_NL__2PRFIN20050828_092938_000000362040_00179_18269_6287.N1 | 28-AUG-2005 09:29:38 | Bright     | 35.500 | 36  | 50Alp UMa | 1.8000   | 6300.0 | 71  | 18269 | No |
| 63  | GOM_NL__2PRFIN20050828_095538_000000422040_00179_18269_6288.N1 | 28-AUG-2005 09:55:38 | Dark       | 42.000 | 132 | 15Rho Pup | 2.8030   | 6900.0 | 84  | 18269 | No |
| 64  | GOM_NL__2PRFIN20050828_095740_000000402040_00179_18269_6289.N1 | 28-AUG-2005 09:57:40 | Dark       | 40.000 | 88  | 31Eta CMa | 2.4480   | 20000. | 80  | 18269 | No |
| 65  | GOM_NL__2PRFIN20050828_095958_000000392040_00179_18269_6290.N1 | 28-AUG-2005 09:59:58 | Dark       | 39.000 | 70  | Zet Pup   | 2.2460   | 39000. | 78  | 18269 | No |
| 66  | GOM_NL__2PRFIN20050828_100458_000000472040_00179_18269_6291.N1 | 28-AUG-2005 10:04:58 | Dark       | 47.000 | 2   | Alp Car   | -0.73600 | 7000.0 | 94  | 18269 | No |
| 67  | GOM_NL__2PRFIN20050828_101532_000000382040_00180_18270_6281.N1 | 28-AUG-2005 10:15:32 | Dark       | 37.500 | 135 | Bet Hyi   | 2.8200   | 5800.0 | 75  | 18270 | No |
| 68  | GOM_NL__2PRFIN20050828_102104_000000402040_00180_18270_6282.N1 | 28-AUG-2005 10:21:04 | Straylight | 39.500 | 148 | Alp Tuc   | 2.8780   | 4100.0 | 79  | 18270 | No |
| 69  | GOM_NL__2PRFIN20050828_104150_000000392040_00180_18270_6283.N1 | 28-AUG-2005 10:41:50 | Bright     | 38.500 | 11  | 53Alp Aql | 0.76500  | 8000.0 | 77  | 18270 | No |
| 70  | GOM_NL__2PRFIN20050828_105007_000000382040_00180_18270_6284.N1 | 28-AUG-2005 10:50:07 | Bright     | 37.500 | 66  | 37Gam Cyg | 2.2080   | 5900.0 | 75  | 18270 | No |
| 71  | GOM_NL__2PRFIN20050828_105146_000000352040_00180_18270_6285.N1 | 28-AUG-2005 10:51:46 | Bright     | 34.500 | 144 | 18Del Cyg | 2.8600   | 11000. | 69  | 18270 | No |
| 72  | GOM_NL__2PRFIN20050828_110336_000000372040_00180_18270_6286.N1 | 28-AUG-2005 11:03:36 | Bright     | 36.500 | 60  | 7Bet UMi  | 2.0810   | 3950.0 | 73  | 18270 | No |
| 73  | GOM_NL__2PRFIN20050828_111014_000000372040_00180_18270_6287.N1 | 28-AUG-2005 11:10:14 | Bright     | 36.500 | 36  | 50Alp UMa | 1.8000   | 6300.0 | 73  | 18270 | No |
| 74  | GOM_NL__2PRFIN20050828_113614_000000392040_00180_18270_6288.N1 | 28-AUG-2005 11:36:14 | Dark       | 39.000 | 132 | 15Rho Pup | 2.8030   | 6900.0 | 78  | 18270 | No |
| 75  | GOM_NL__2PRFIN20050828_113816_000000402040_00180_18270_6289.N1 | 28-AUG-2005 11:38:16 | Dark       | 40.000 | 88  | 31Eta CMa | 2.4480   | 20000. | 80  | 18270 | No |
| 76  | GOM_NL__2PRFIN20050828_114034_000000402040_00180_18270_6290.N1 | 28-AUG-2005 11:40:34 | Dark       | 39.500 | 70  | Zet Pup   | 2.2460   | 39000. | 79  | 18270 | No |
| 77  | GOM_NL__2PRFIN20050828_114535_000000522040_00180_18270_6291.N1 | 28-AUG-2005 11:45:35 | Dark       | 52.000 | 2   | Alp Car   | -0.73600 | 7000.0 | 104 | 18270 | No |
| 78  | GOM_NL__2PRFIN20050828_115608_000000362040_00181_18271_6281.N1 | 28-AUG-2005 11:56:08 | Dark       | 35.500 | 135 | Bet Hyi   | 2.8200   | 5800.0 | 71  | 18271 | No |
| 79  | GOM_NL__2PRFIN20050828_120141_000000422040_00181_18271_6282.N1 | 28-AUG-2005 12:01:41 | Straylight | 42.000 | 148 | Alp Tuc   | 2.8780   | 4100.0 | 84  | 18271 | No |
| 80  | GOM_NL__2PRFIN20050828_122226_000000392040_00181_18271_6283.N1 | 28-AUG-2005 12:22:26 | Bright     | 39.000 | 11  | 53Alp Aql | 0.76500  | 8000.0 | 78  | 18271 | No |
| 81  | GOM_NL__2PRFIN20050828_123043_000000372040_00181_18271_6284.N1 | 28-AUG-2005 12:30:43 | Bright     | 37.000 | 66  | 37Gam Cyg | 2.2080   | 5900.0 | 74  | 18271 | No |
| 82  | GOM_NL__2PRFIN20050828_123222_000000352040_00181_18271_6285.N1 | 28-AUG-2005 12:32:22 | Bright     | 34.500 | 144 | 18Del Cyg | 2.8600   | 11000. | 69  | 18271 | No |
| 83  | GOM_NL__2PRFIN20050828_124412_000000372040_00181_18271_6286.N1 | 28-AUG-2005 12:44:12 | Bright     | 36.500 | 60  | 7Bet UMi  | 2.0810   | 3950.0 | 73  | 18271 | No |
| 84  | GOM_NL__2PRFIN20050828_125051_000000362040_00181_18271_6287.N1 | 28-AUG-2005 12:50:51 | Bright     | 36.000 | 36  | 50Alp UMa | 1.8000   | 6300.0 | 72  | 18271 | No |
| 85  | GOM_NL__2PRFIN20050828_131650_000000412040_00181_18271_6288.N1 | 28-AUG-2005 13:16:50 | Dark       | 40.500 | 132 | 15Rho Pup | 2.8030   | 6900.0 | 81  | 18271 | No |
| 86  | GOM_NL__2PRFIN20050828_131852_000000382040_00181_18271_6289.N1 | 28-AUG-2005 13:18:52 | Dark       | 38.000 | 88  | 31Eta CMa | 2.4480   | 20000. | 76  | 18271 | No |
| 87  | GOM_NL__2PRFIN20050828_132110_000000372040_00181_18271_6290.N1 | 28-AUG-2005 13:21:10 | Dark       | 37.000 | 70  | Zet Pup   | 2.2460   | 39000. | 74  | 18271 | No |
| 88  | GOM_NL__2PRFIN20050828_132611_000000502040_00181_18271_6291.N1 | 28-AUG-2005 13:26:11 | Dark       | 49.500 | 2   | Alp Car   | -0.73600 | 7000.0 | 99  | 18271 | No |
| 89  | GOM_NL__2PRFIN20050828_133644_000000382040_00182_18272_6281.N1 | 28-AUG-2005 13:36:44 | Dark       | 37.500 | 135 | Bet Hyi   | 2.8200   | 5800.0 | 75  | 18272 | No |
| 90  | GOM_NL__2PRFIN20050828_134217_000000402040_00182_18272_6282.N1 | 28-AUG-2005 13:42:17 | Straylight | 39.500 | 148 | Alp Tuc   | 2.8780   | 4100.0 | 79  | 18272 | No |
| 91  | GOM_NL__2PRFIN20050828_140302_000000392040_00182_18272_6283.N1 | 28-AUG-2005 14:03:02 | Bright     | 38.500 | 11  | 53Alp Aql | 0.76500  | 8000.0 | 77  | 18272 | No |
| 92  | GOM_NL__2PRFIN20050828_141119_000000362040_00182_18272_6284.N1 | 28-AUG-2005 14:11:19 | Bright     | 35.500 | 66  | 37Gam Cyg | 2.2080   | 5900.0 | 71  | 18272 | No |
| 93  | GOM_NL__2PRFIN20050828_141258_000000362040_00182_18272_6285.N1 | 28-AUG-2005 14:12:58 | Bright     | 35.500 | 144 | 18Del Cyg | 2.8600   | 11000. | 71  | 18272 | No |
| 94  | GOM_NL__2PRFIN20050828_142449_000000362040_00182_18272_6286.N1 | 28-AUG-2005 14:24:49 | Bright     | 36.000 | 60  | 7Bet UMi  | 2.0810   | 3950.0 | 72  | 18272 | No |
| 95  | GOM_NL__2PRFIN20050828_143127_000000362040_00182_18272_6287.N1 | 28-AUG-2005 14:31:27 | Bright     | 35.500 | 36  | 50Alp UMa | 1.8000   | 6300.0 | 71  | 18272 | No |
| 96  | GOM_NL__2PRFIN20050828_145726_000000372040_00182_18272_6288.N1 | 28-AUG-2005 14:57:26 | Dark       | 36.500 | 132 | 15Rho Pup | 2.8030   | 6900.0 | 73  | 18272 | No |
| 97  | GOM_NL__2PRFIN20050828_145929_000000362040_00182_18272_6289.N1 | 28-AUG-2005 14:59:29 | Dark       | 35.500 | 88  | 31Eta CMa | 2.4480   | 20000. | 71  | 18272 | No |
| 98  | GOM_NL__2PRFIN20050828_150146_000000392040_00182_18272_6290.N1 | 28-AUG-2005 15:01:46 | Dark       | 39.000 | 70  | Zet Pup   | 2.2460   | 39000. | 78  | 18272 | No |
| 99  | GOM_NL__2PRFIN20050828_150647_000000482040_00182_18272_6291.N1 | 28-AUG-2005 15:06:47 | Dark       | 47.500 | 2   | Alp Car   | -0.73600 | 7000.0 | 95  | 18272 | No |
| 100 | GOM_NL__2PRFIN20050828_151720_000000372040_00183_18273_6281.N1 | 28-AUG-2005 15:17:20 | Dark       | 37.000 | 135 | Bet Hyi   | 2.8200   | 5800.0 | 74  | 18273 | No |
| 101 | GOM_NL__2PRFIN20050828_152253_000000392040_00183_18273_6282.N1 | 28-AUG-2005 15:22:53 | Straylight | 39.000 | 148 | Alp Tuc   | 2.8780   | 4100.0 | 78  | 18273 | No |

|     |  |                      |            |        |     |           |          |        |     |       |    |
|-----|--|----------------------|------------|--------|-----|-----------|----------|--------|-----|-------|----|
| 102 | GOM_NL__2PRFIN20050828_154338_000000362040_00183_18273_6283.N1 | 28-AUG-2005 15:43:38 | Bright     | 35.500 | 11  | 53Alp Aql | 0.76500  | 8000.0 | 71  | 18273 | No |
| 103 | GOM_NL__2PRFIN20050828_155155_000000352040_00183_18273_6284.N1 | 28-AUG-2005 15:51:55 | Bright     | 35.000 | 66  | 37Gam Cyg | 2.2080   | 5900.0 | 70  | 18273 | No |
| 104 | GOM_NL__2PRFIN20050828_155334_000000362040_00183_18273_6285.N1 | 28-AUG-2005 15:53:34 | Bright     | 35.500 | 144 | 18Del Cyg | 2.8600   | 11000. | 71  | 18273 | No |
| 105 | GOM_NL__2PRFIN20050828_160525_000000362040_00183_18273_6286.N1 | 28-AUG-2005 16:05:25 | Bright     | 36.000 | 60  | 7Bet UMi  | 2.0810   | 3950.0 | 72  | 18273 | No |
| 106 | GOM_NL__2PRFIN20050828_161203_000000362040_00183_18273_6287.N1 | 28-AUG-2005 16:12:03 | Bright     | 36.000 | 36  | 50Alp UMa | 1.8000   | 6300.0 | 72  | 18273 | No |
| 107 | GOM_NL__2PRFIN20050828_163802_000000392040_00183_18273_6288.N1 | 28-AUG-2005 16:38:02 | Dark       | 38.500 | 132 | 15Rho Pup | 2.8030   | 6900.0 | 77  | 18273 | No |
| 108 | GOM_NL__2PRFIN20050828_164005_000000402040_00183_18273_6289.N1 | 28-AUG-2005 16:40:05 | Dark       | 39.500 | 88  | 31Eta CMa | 2.4480   | 20000. | 79  | 18273 | No |
| 109 | GOM_NL__2PRFIN20050828_164222_000000382040_00183_18273_6290.N1 | 28-AUG-2005 16:42:22 | Dark       | 38.000 | 70  | Zet Pup   | 2.2460   | 39000. | 76  | 18273 | No |
| 110 | GOM_NL__2PRFIN20050828_164724_000000532040_00183_18273_6291.N1 | 28-AUG-2005 16:47:24 | Dark       | 53.000 | 2   | Alp Car   | -0.73600 | 7000.0 | 106 | 18273 | No |
| 111 | GOM_NL__2PRFIN20050828_165756_000000392040_00184_18274_6281.N1 | 28-AUG-2005 16:57:56 | Dark       | 39.000 | 135 | Bet Hyi   | 2.8200   | 5800.0 | 78  | 18274 | No |
| 112 | GOM_NL__2PRFIN20050828_170329_000000442040_00184_18274_6282.N1 | 28-AUG-2005 17:03:29 | Straylight | 44.000 | 148 | Alp Tuc   | 2.8780   | 4100.0 | 88  | 18274 | No |
| 113 | GOM_NL__2PRFIN20050828_172415_000000382040_00184_18274_6283.N1 | 28-AUG-2005 17:24:15 | Bright     | 38.000 | 11  | 53Alp Aql | 0.76500  | 8000.0 | 76  | 18274 | No |
| 114 | GOM_NL__2PRFIN20050828_173231_000000372040_00184_18274_6284.N1 | 28-AUG-2005 17:32:31 | Bright     | 37.000 | 66  | 37Gam Cyg | 2.2080   | 5900.0 | 74  | 18274 | No |
| 115 | GOM_NL__2PRFIN20050828_173410_000000352040_00184_18274_6285.N1 | 28-AUG-2005 17:34:10 | Bright     | 35.000 | 144 | 18Del Cyg | 2.8600   | 11000. | 70  | 18274 | No |
| 116 | GOM_NL__2PRFIN20050828_174601_000000382040_00184_18274_6286.N1 | 28-AUG-2005 17:46:01 | Bright     | 38.000 | 60  | 7Bet UMi  | 2.0810   | 3950.0 | 76  | 18274 | No |
| 117 | GOM_NL__2PRFIN20050828_175239_000000362040_00184_18274_6287.N1 | 28-AUG-2005 17:52:39 | Bright     | 35.500 | 36  | 50Alp UMa | 1.8000   | 6300.0 | 71  | 18274 | No |
| 118 | GOM_NL__2PRFIN20050828_181838_000000392040_00184_18274_6288.N1 | 28-AUG-2005 18:18:38 | Dark       | 38.500 | 132 | 15Rho Pup | 2.8030   | 6900.0 | 77  | 18274 | No |
| 119 | GOM_NL__2PRFIN20050828_182041_000000412040_00184_18274_6289.N1 | 28-AUG-2005 18:20:41 | Dark       | 40.500 | 88  | 31Eta CMa | 2.4480   | 20000. | 81  | 18274 | No |
| 120 | GOM_NL__2PRFIN20050828_182258_000000382040_00184_18274_6290.N1 | 28-AUG-2005 18:22:58 | Dark       | 38.000 | 70  | Zet Pup   | 2.2460   | 39000. | 76  | 18274 | No |
| 121 | GOM_NL__2PRFIN20050828_182800_000000532040_00184_18274_6291.N1 | 28-AUG-2005 18:28:00 | Dark       | 52.500 | 2   | Alp Car   | -0.73600 | 7000.0 | 105 | 18274 | No |
| 122 | GOM_NL__2PRFIN20050828_183832_000000402040_00185_18275_6281.N1 | 28-AUG-2005 18:38:32 | Dark       | 39.500 | 135 | Bet Hyi   | 2.8200   | 5800.0 | 79  | 18275 | No |
| 123 | GOM_NL__2PRFIN20050828_184405_000000372040_00185_18275_6282.N1 | 28-AUG-2005 18:44:05 | Straylight | 37.000 | 148 | Alp Tuc   | 2.8780   | 4100.0 | 74  | 18275 | No |
| 124 | GOM_NL__2PRFIN20050828_190451_000000352040_00185_18275_6283.N1 | 28-AUG-2005 19:04:51 | Bright     | 35.000 | 11  | 53Alp Aql | 0.76500  | 8000.0 | 70  | 18275 | No |
| 125 | GOM_NL__2PRFIN20050828_191307_000000382040_00185_18275_6284.N1 | 28-AUG-2005 19:13:07 | Bright     | 37.500 | 66  | 37Gam Cyg | 2.2080   | 5900.0 | 75  | 18275 | No |
| 126 | GOM_NL__2PRFIN20050828_191446_000000352040_00185_18275_6285.N1 | 28-AUG-2005 19:14:46 | Bright     | 35.000 | 144 | 18Del Cyg | 2.8600   | 11000. | 70  | 18275 | No |
| 127 | GOM_NL__2PRFIN20050828_192638_000000372040_00185_18275_6286.N1 | 28-AUG-2005 19:26:38 | Bright     | 36.500 | 60  | 7Bet UMi  | 2.0810   | 3950.0 | 73  | 18275 | No |
| 128 | GOM_NL__2PRFIN20050828_193316_000000362040_00185_18275_6287.N1 | 28-AUG-2005 19:33:16 | Bright     | 35.500 | 36  | 50Alp UMa | 1.8000   | 6300.0 | 71  | 18275 | No |
| 129 | GOM_NL__2PRFIN20050828_195915_000000402040_00185_18275_6288.N1 | 28-AUG-2005 19:59:15 | Dark       | 40.000 | 132 | 15Rho Pup | 2.8030   | 6900.0 | 80  | 18275 | No |
| 130 | GOM_NL__2PRFIN20050828_200117_000000382040_00185_18275_6289.N1 | 28-AUG-2005 20:01:17 | Dark       | 37.500 | 88  | 31Eta CMa | 2.4480   | 20000. | 75  | 18275 | No |
| 131 | GOM_NL__2PRFIN20050828_200334_000000412040_00185_18275_6290.N1 | 28-AUG-2005 20:03:34 | Dark       | 40.500 | 70  | Zet Pup   | 2.2460   | 39000. | 81  | 18275 | No |
| 132 | GOM_NL__2PRFIN20050828_200836_000000442040_00185_18275_6291.N1 | 28-AUG-2005 20:08:36 | Dark       | 44.000 | 2   | Alp Car   | -0.73600 | 7000.0 | 88  | 18275 | No |
| 133 | GOM_NL__2PRFIN20050828_201908_000000382040_00186_18276_6281.N1 | 28-AUG-2005 20:19:08 | Dark       | 37.500 | 135 | Bet Hyi   | 2.8200   | 5800.0 | 75  | 18276 | No |
| 134 | GOM_NL__2PRFIN20050828_202442_000000362040_00186_18276_6282.N1 | 28-AUG-2005 20:24:42 | Straylight | 36.000 | 148 | Alp Tuc   | 2.8780   | 4100.0 | 72  | 18276 | No |
| 135 | GOM_NL__2PRFIN20050828_202820_000000052040_00186_18276_6283.N1 | 28-AUG-2005 20:28:20 | Straylight | 5.0000 | 31  | Alp Gru   | 1.7340   | 15200. | 10  | 18276 | No |
| 136 | GOM_NL__2PRFIN20050828_204527_000000392040_00186_18276_6284.N1 | 28-AUG-2005 20:45:27 | Bright     | 38.500 | 11  | 53Alp Aql | 0.76500  | 8000.0 | 77  | 18276 | No |
| 137 | GOM_NL__2PRFIN20050828_205343_000000382040_00186_18276_6285.N1 | 28-AUG-2005 20:53:43 | Bright     | 37.500 | 66  | 37Gam Cyg | 2.2080   | 5900.0 | 75  | 18276 | No |
| 138 | GOM_NL__2PRFIN20050828_205522_000000352040_00186_18276_6286.N1 | 28-AUG-2005 20:55:22 | Bright     | 35.000 | 144 | 18Del Cyg | 2.8600   | 11000. | 70  | 18276 | No |
| 139 | GOM_NL__2PRFIN20050828_210714_000000382040_00186_18276_6287.N1 | 28-AUG-2005 21:07:14 | Bright     | 37.500 | 60  | 7Bet UMi  | 2.0810   | 3950.0 | 75  | 18276 | No |
| 140 | GOM_NL__2PRFIN20050828_211352_000000352040_00186_18276_6288.N1 | 28-AUG-2005 21:13:52 | Bright     | 34.500 | 36  | 50Alp UMa | 1.8000   | 6300.0 | 69  | 18276 | No |
| 141 | GOM_NL__2PRFIN20050828_213951_000000392040_00186_18276_6289.N1 | 28-AUG-2005 21:39:51 | Dark       | 39.000 | 132 | 15Rho Pup | 2.8030   | 6900.0 | 78  | 18276 | No |
| 142 | GOM_NL__2PRFIN20050828_214154_000000382040_00186_18276_6290.N1 | 28-AUG-2005 21:41:54 | Dark       | 37.500 | 88  | 31Eta CMa | 2.4480   | 20000. | 75  | 18276 | No |
| 143 | GOM_NL__2PRFIN20050828_214410_000000392040_00186_18276_6291.N1 | 28-AUG-2005 21:44:10 | Dark       | 39.000 | 70  | Zet Pup   | 2.2460   | 39000. | 78  | 18276 | No |
| 144 | GOM_NL__2PRFIN20050828_214913_000000452040_00186_18276_6292.N1 | 28-AUG-2005 21:49:13 | Dark       | 45.000 | 2   | Alp Car   | -0.73600 | 7000.0 | 90  | 18276 | No |
| 145 | GOM_NL__2PRFIN20050828_215945_000000362040_00187_18277_6281.N1 | 28-AUG-2005 21:59:45 | Dark       | 36.000 | 135 | Bet Hyi   | 2.8200   | 5800.0 | 72  | 18277 | No |
| 146 | GOM_NL__2PRFIN20050828_220518_000000382040_00187_18277_6282.N1 | 28-AUG-2005 22:05:18 | Straylight | 38.000 | 148 | Alp Tuc   | 2.8780   | 4100.0 | 76  | 18277 | No |
| 147 | GOM_NL__2PRFIN20050828_220856_000000052040_00187_18277_6283.N1 | 28-AUG-2005 22:08:56 | Straylight | 5.0000 | 31  | Alp Gru   | 1.7340   | 15200. | 10  | 18277 | No |
| 148 | GOM_NL__2PRFIN20050828_222603_000000372040_00187_18277_6284.N1 | 28-AUG-2005 22:26:03 | Bright     | 37.000 | 11  | 53Alp Aql | 0.76500  | 8000.0 | 74  | 18277 | No |
| 149 | GOM_NL__2PRFIN20050828_223419_000000342040_00187_18277_6285.N1 | 28-AUG-2005 22:34:19 | Bright     | 33.500 | 66  | 37Gam Cyg | 2.2080   | 5900.0 | 67  | 18277 | No |
| 150 | GOM_NL__2PRFIN20050828_223558_000000352040_00187_18277_6286.N1 | 28-AUG-2005 22:35:58 | Bright     | 35.000 | 144 | 18Del Cyg | 2.8600   | 11000. | 70  | 18277 | No |
| 151 | GOM_NL__2PRFIN20050828_224750_000000362040_00187_18277_6287.N1 | 28-AUG-2005 22:47:50 | Bright     | 36.000 | 60  | 7Bet UMi  | 2.0810   | 3950.0 | 72  | 18277 | No |
| 152 | GOM_NL__2PRFIN20050828_225428_000000362040_00187_18277_6288.N1 | 28-AUG-2005 22:54:28 | Bright     | 36.000 | 36  | 50Alp UMa | 1.8000   | 6300.0 | 72  | 18277 | No |
| 153 | GOM_NL__2PRFIN20050828_232027_000000392040_00187_18277_6289.N1 | 28-AUG-2005 23:20:27 | Dark       | 38.500 | 132 | 15Rho Pup | 2.8030   | 6900.0 | 77  | 18277 | No |
| 154 | GOM_NL__2PRFIN20050828_232230_000000402040_00187_18277_6290.N1 | 28-AUG-2005 23:22:30 | Dark       | 40.000 | 88  | 31Eta CMa | 2.4480   | 20000. | 80  | 18277 | No |
| 155 | GOM_NL__2PRFIN20050828_232446_000000402040_00187_18277_6291.N1 | 28-AUG-2005 23:24:46 | Dark       | 39.500 | 70  | Zet Pup   | 2.2460   | 39000. | 79  | 18277 | No |
| 156 | GOM_NL__2PRFIN20050828_232949_000000532040_00187_18277_6292.N1 | 28-AUG-2005 23:29:49 | Dark       | 52.500 | 2   | Alp Car   | -0.73600 | 7000.0 | 105 | 18277 | No |



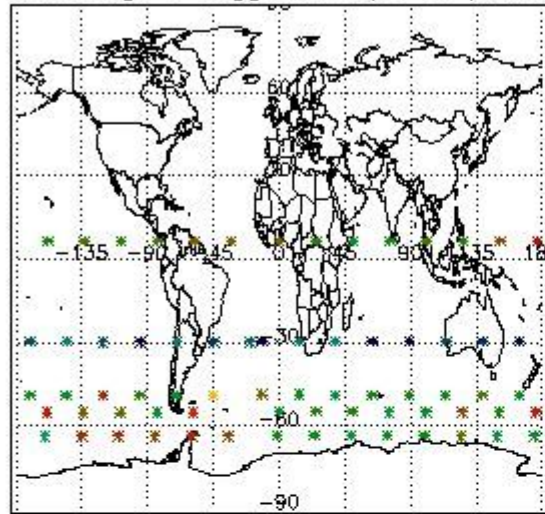
In this section it is plotted some information contained in the Quality Summary data set of the level 2 products. Only products in dark limb conditions and without errors (error flag in the MPH set to "0") are used.

### 3.1 Plot quality information per product (time dependant)

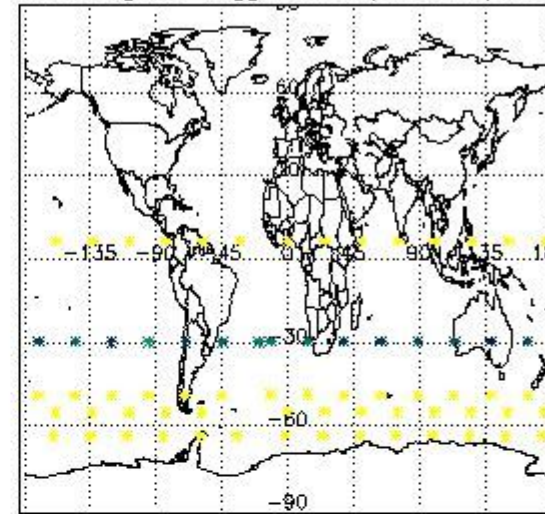


### 3.2 Plot quality information per product (world map)

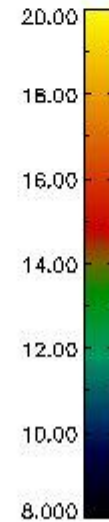
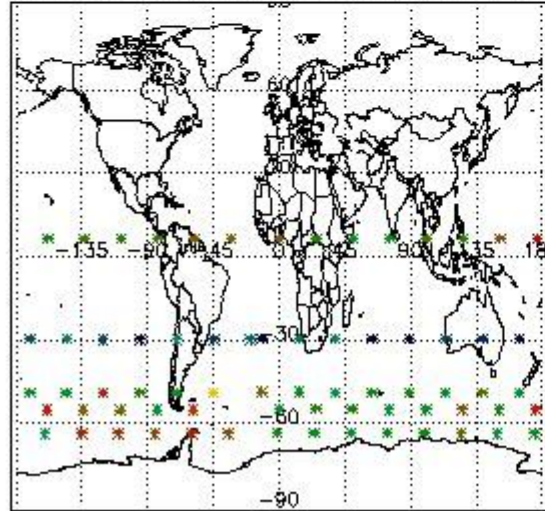
Percentage of flagged data per O3 profile



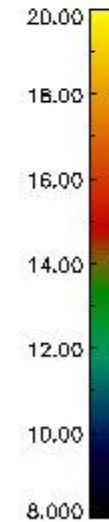
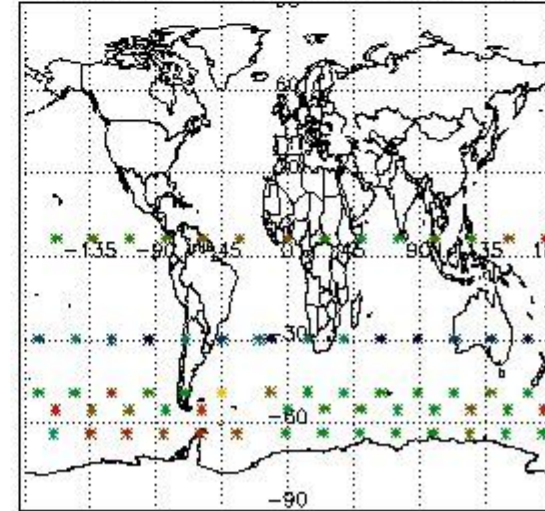
Percentage of flagged data per H2O profile



Percentage of flagged data per NO2 profile



Percentage of flagged data per NO3 profile

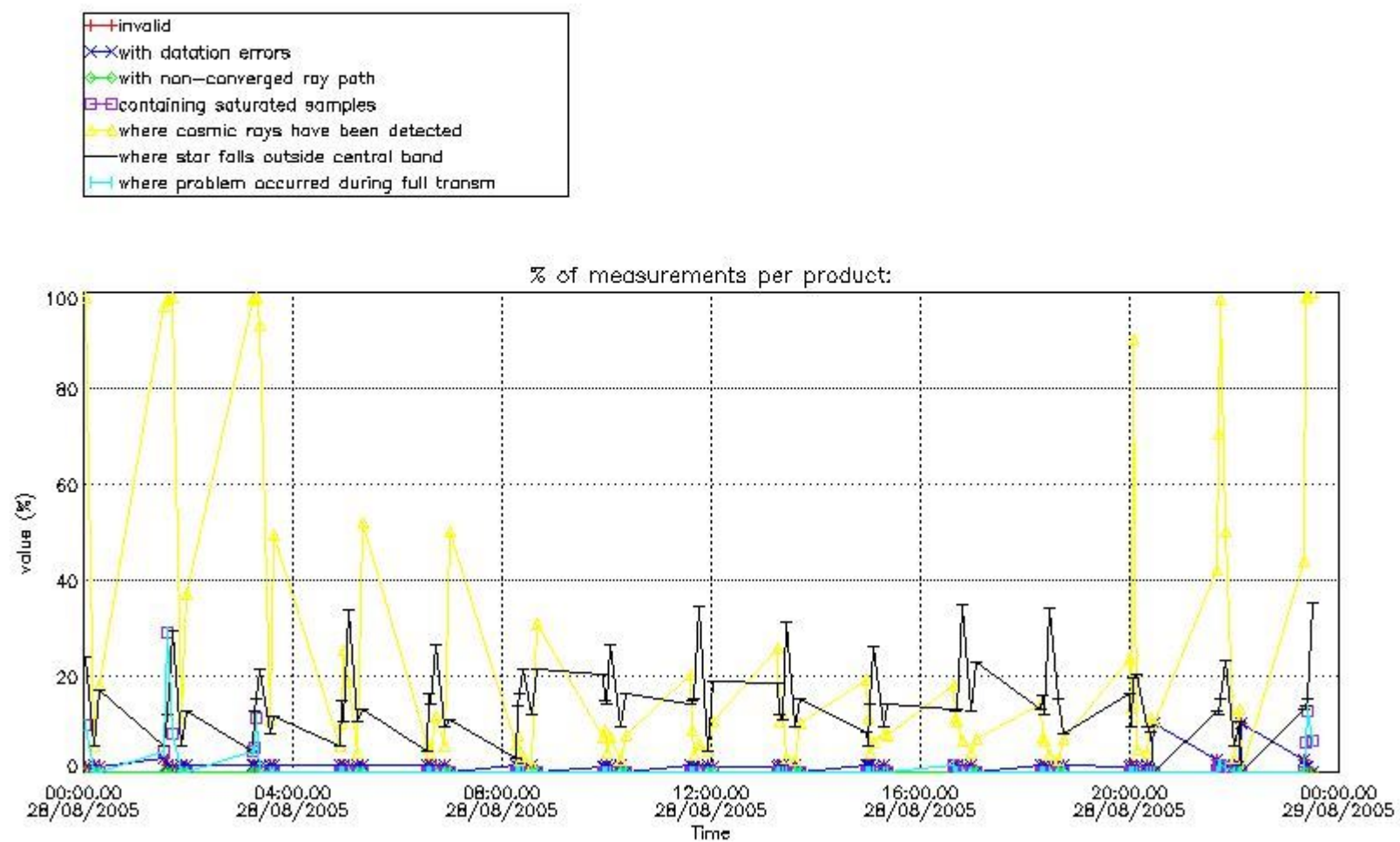


#### 4. Level 1 quality information per product

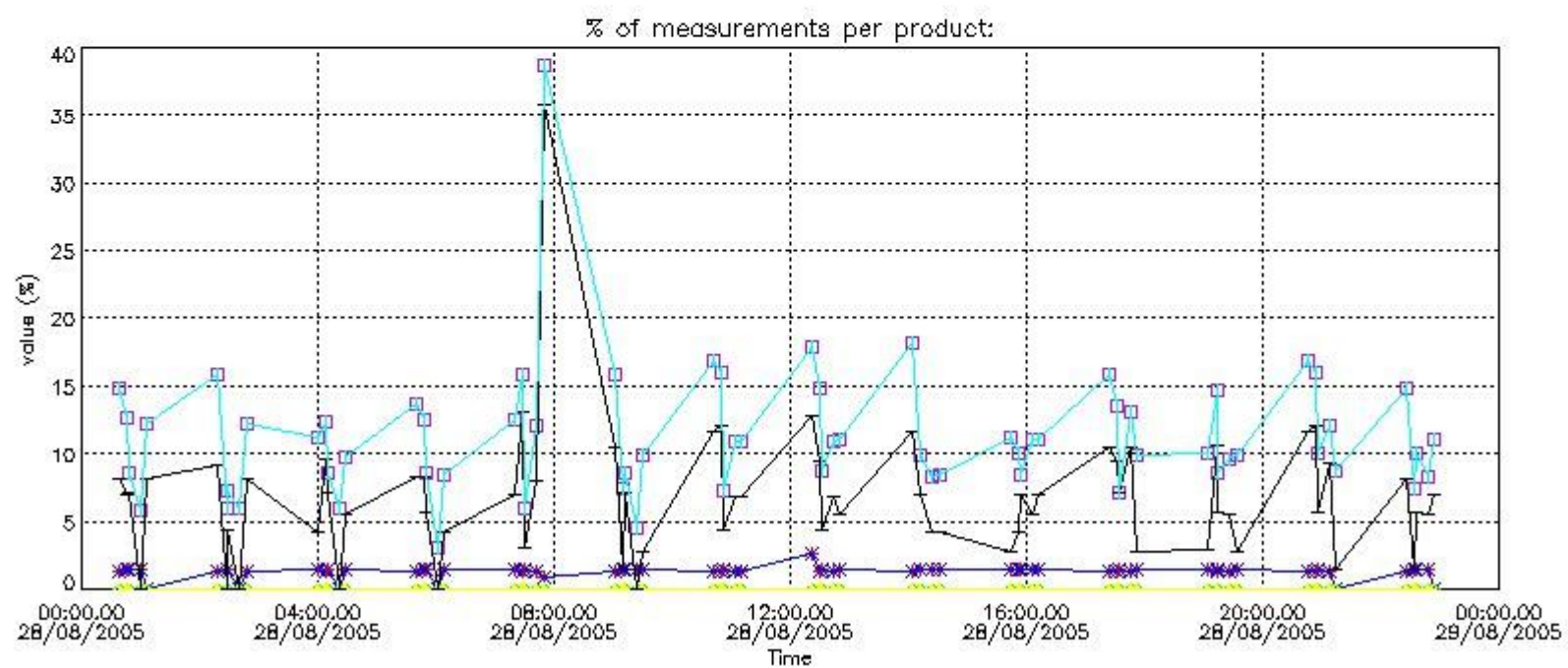
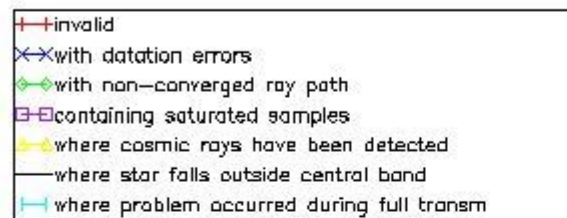
In this section it is plotted some information contained in the Quality Summary data set of the level 2 products that comes from the level 1b processing. Products without errors (error flag in the MPH set to "0") are used.

##### 4.1 Plot quality information per product (time dependant) coming from level 1b processing

##### 4.1.1 Plot level 1 quality information per product (time dependant): ENVISAT ASCENDING passes



4.1.2 Plot level 1 quality information per product (time dependant): ENVI SAT DESCENDING passes

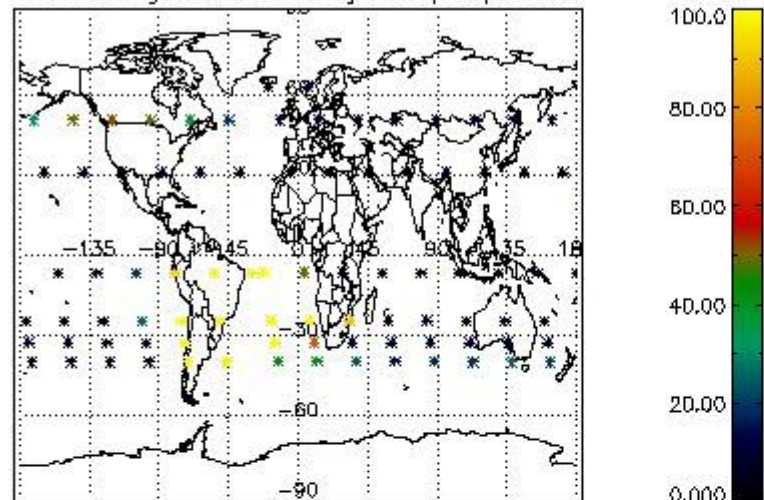


#### 4.2 Plot quality information per product coming from level 1b processing (world map)

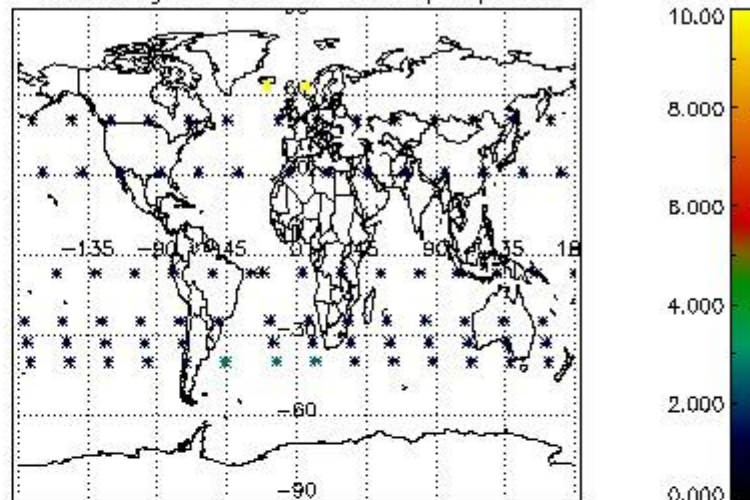
##### 4.2.1 Plot level 1 quality information per product (world map): ENVISAT ASCENDING passes



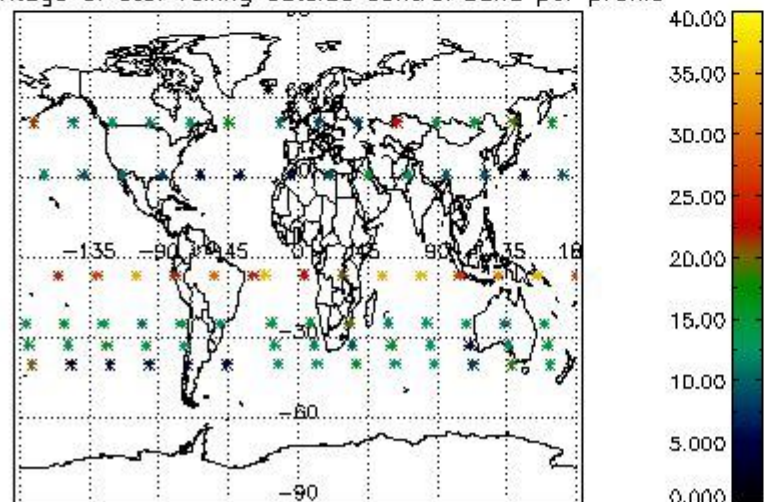
Percentage of cosmic ray hits per profile



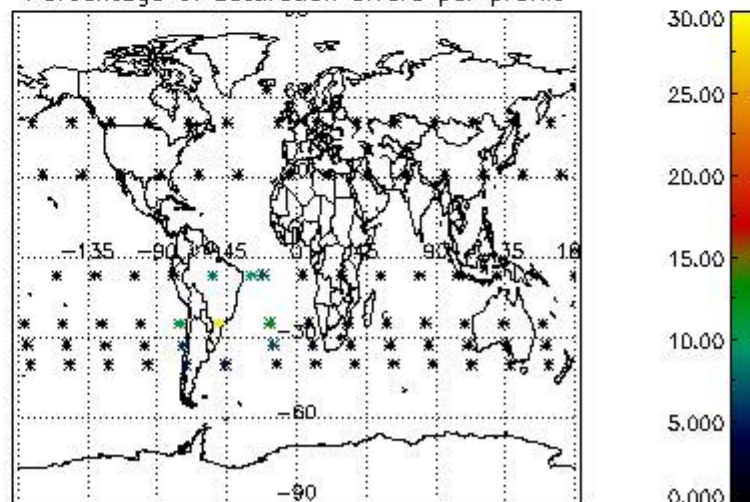
Percentage of datation errors per profile



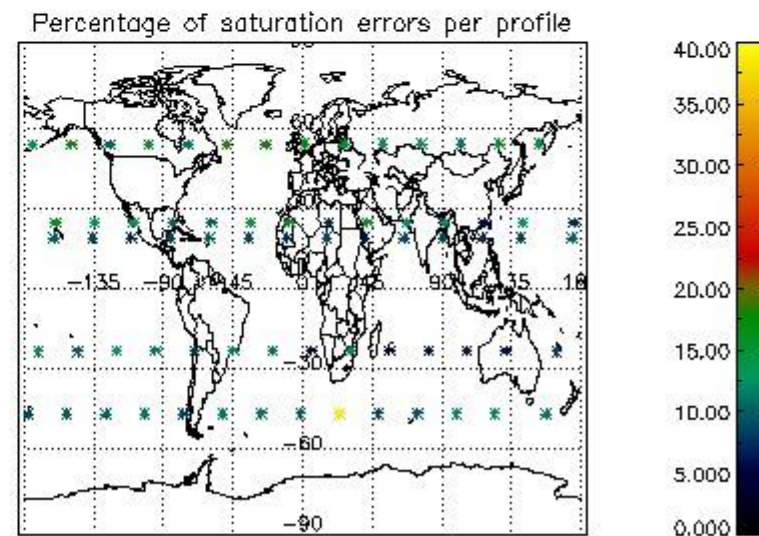
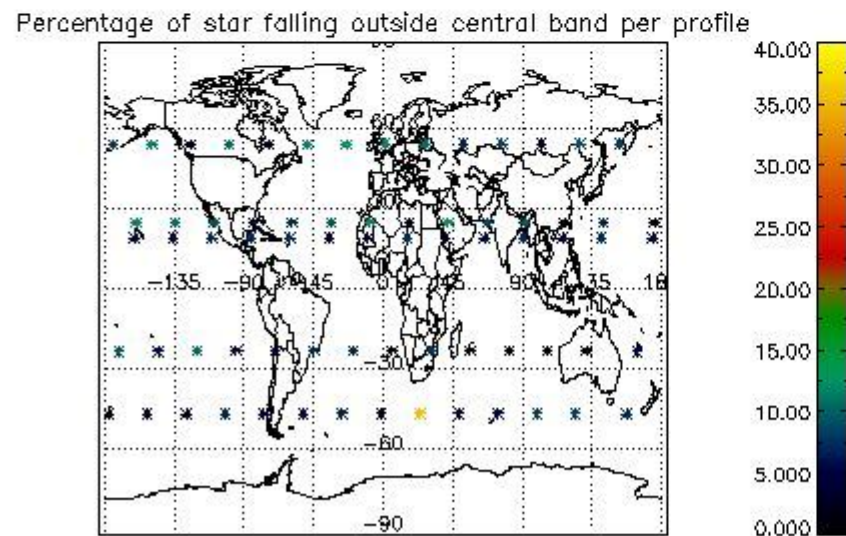
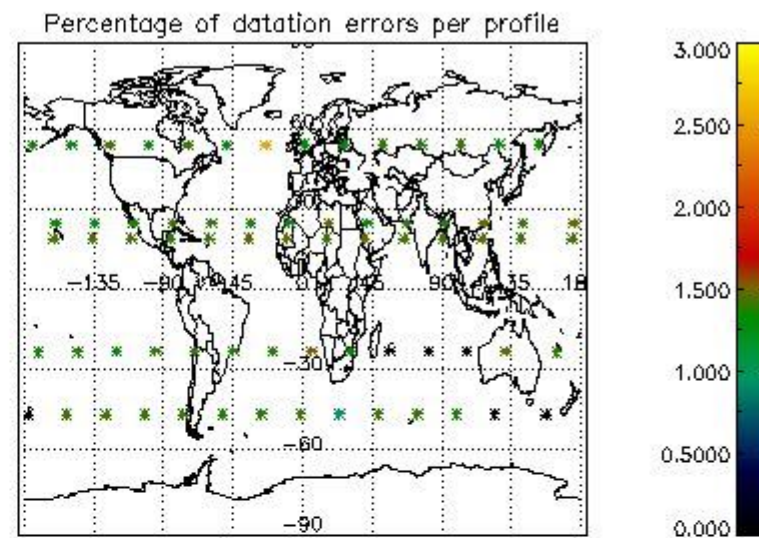
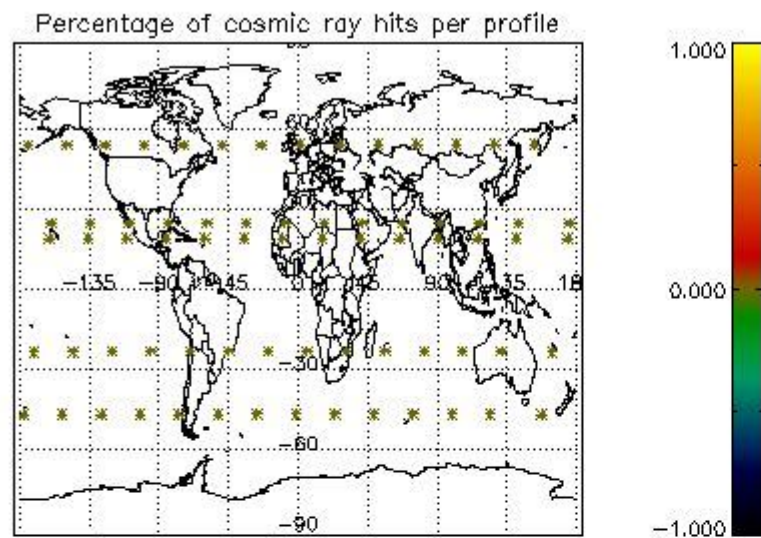
Percentage of star falling outside central band per profile



Percentage of saturation errors per profile



4.2.2 Plot level 1 quality information per product (world map): ENVISAT DESCENDING passes



## 5. Trace gas profiles

### 5.1 Ozone statistics based on quality of products

The final quality of the products can be "measured" using the STD (Standard Deviation) attached to every point profile. This information is written to the parameter GOM\_NL\_\_2P/NL\_LOCAL\_SPECIES\_DENSITY/o3\_std of the level 2 products. The table below shows the statistics for given STD ranges.

The statistics are given with respect to the overall valid production:

- Products without fatal errors: GOM\_NL\_\_2P/MPH/PRODUCT\_ERR=0
- Valid point profile: GOM\_NL\_\_2P/NL\_LOCAL\_SPECIES\_DENSITY/pcd(0)=0

The 'Criteria' is applied to valid points of dark limb products:

- Products in dark limb illumination condition: GOM\_NL\_\_2P/NL\_SUMMARY\_QUALITY/obs\_ill\_cond=0
- Products without fatal errors: GOM\_NL\_\_2P/MPH/PRODUCT\_ERR=0
- Valid point profile: GOM\_NL\_\_2P/NL\_LOCAL\_SPECIES\_DENSITY/pcd(0)=0

So, the table below shows the percentage of dark limb and valid observations for each criteria with respect to the overall valid daily observations.

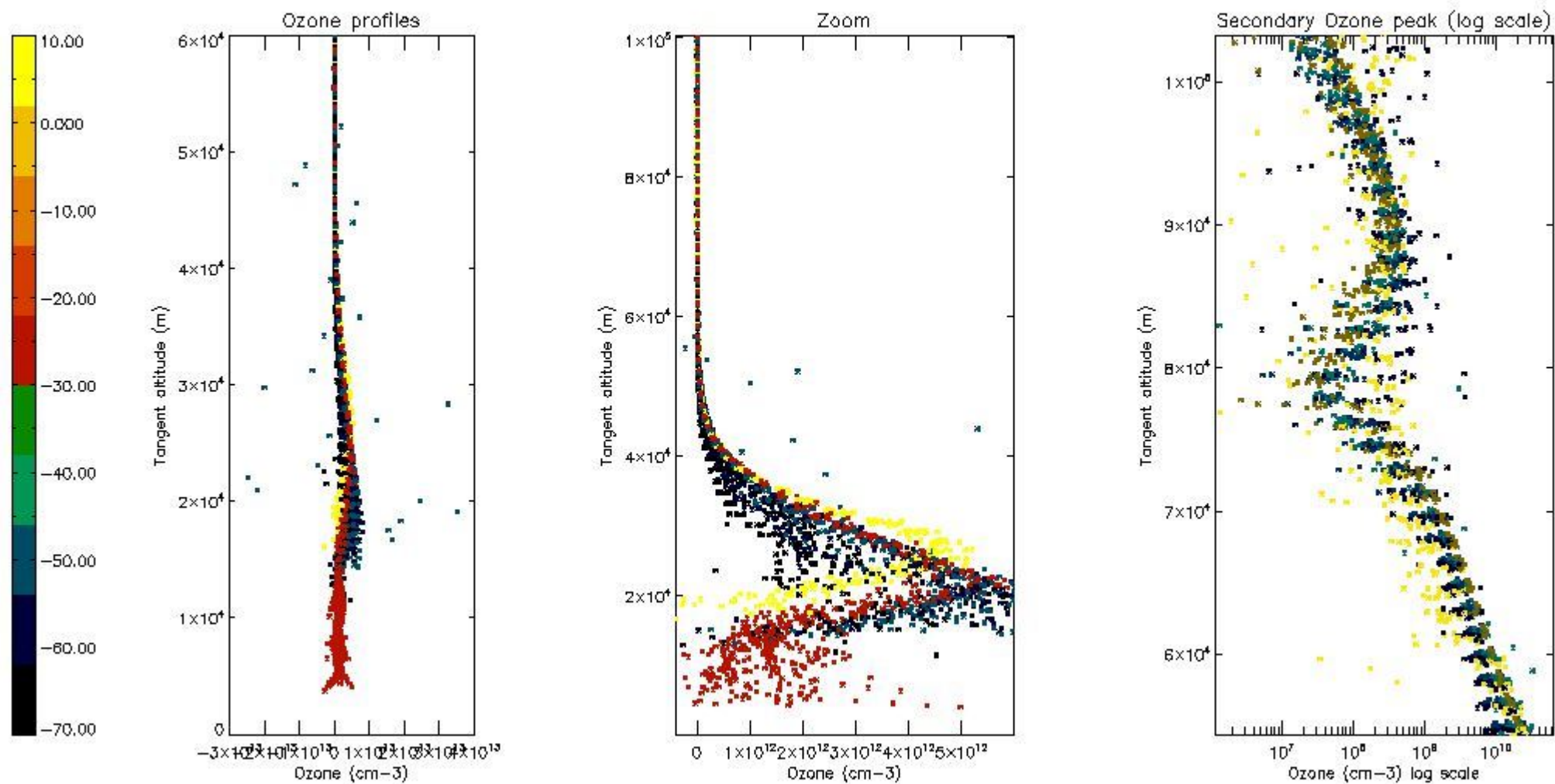
| Criteria | % of total production |
|----------|-----------------------|
| All STD  | 49                    |
| STD < 20 | 29                    |



|          |    |
|----------|----|
| STD < 10 | 22 |
| STD < 5  | 13 |

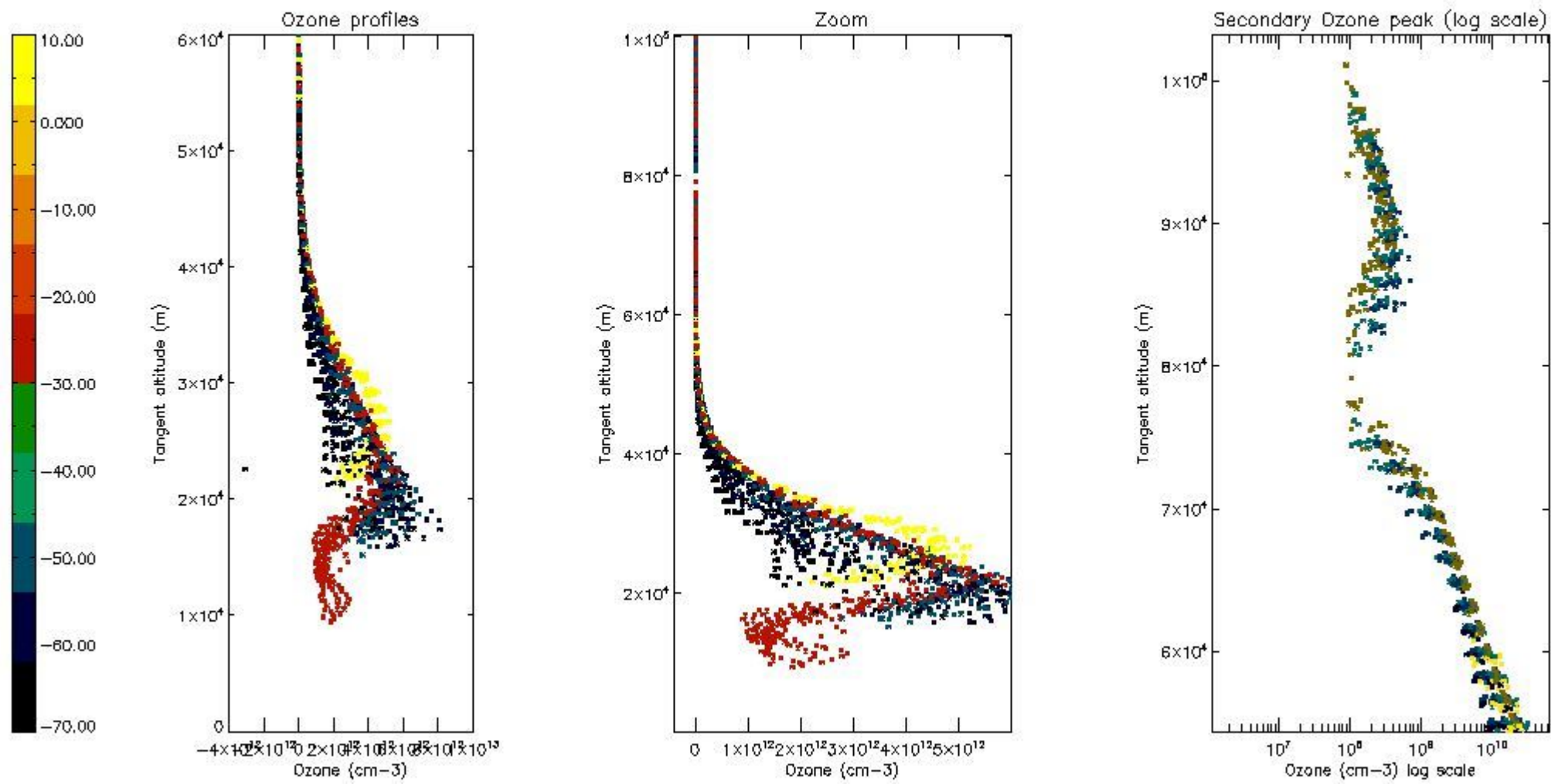
5.2 Plot ozone profiles for all STD (dark without errors)

The colorbar represents the latitude.



5.3 Plot ozone profiles where STD < 20% (dark without errors)

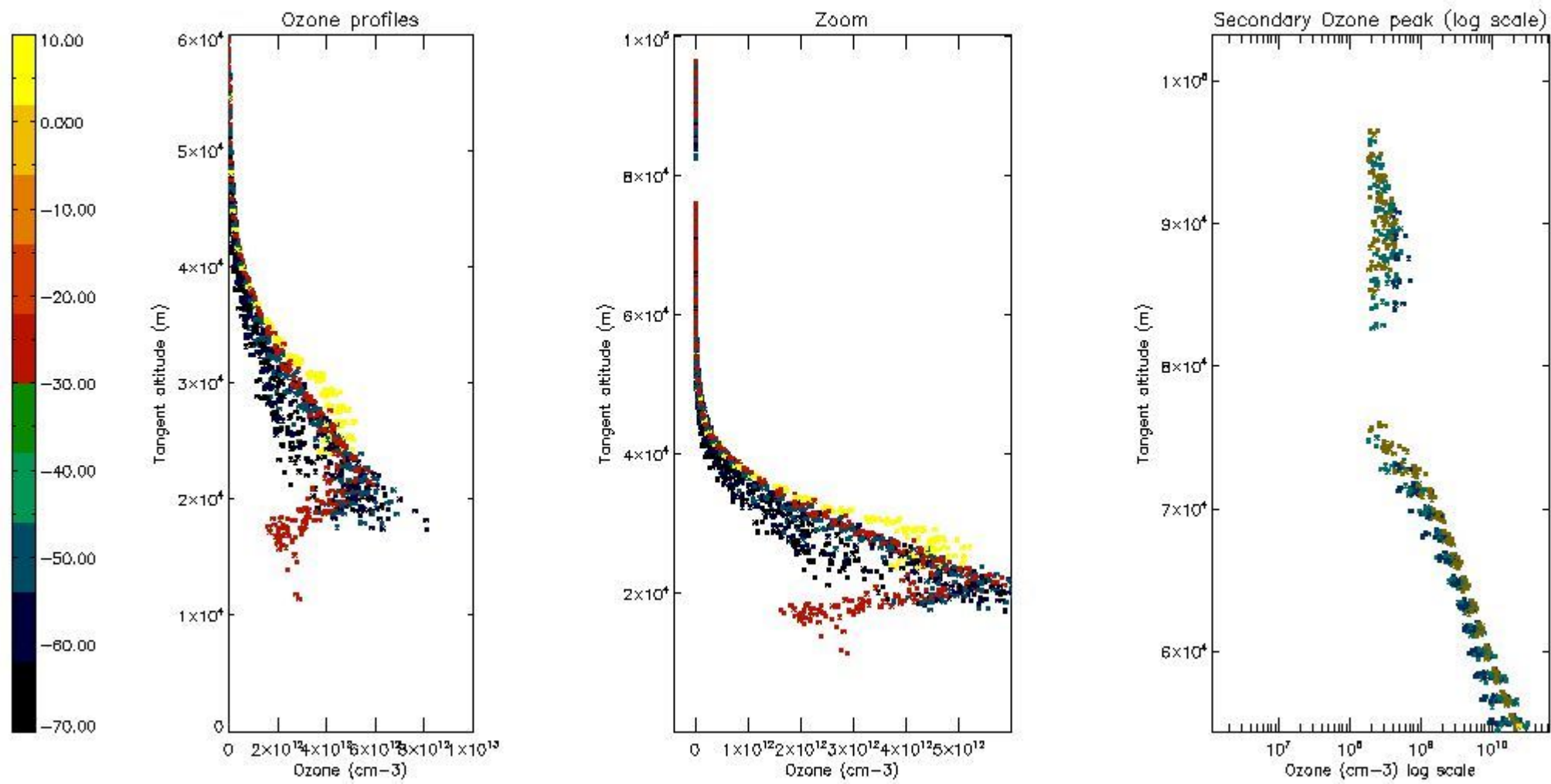
The colorbar represents the latitude.



*5.4 Plot ozone profiles where STD < 10% (dark without errors)*

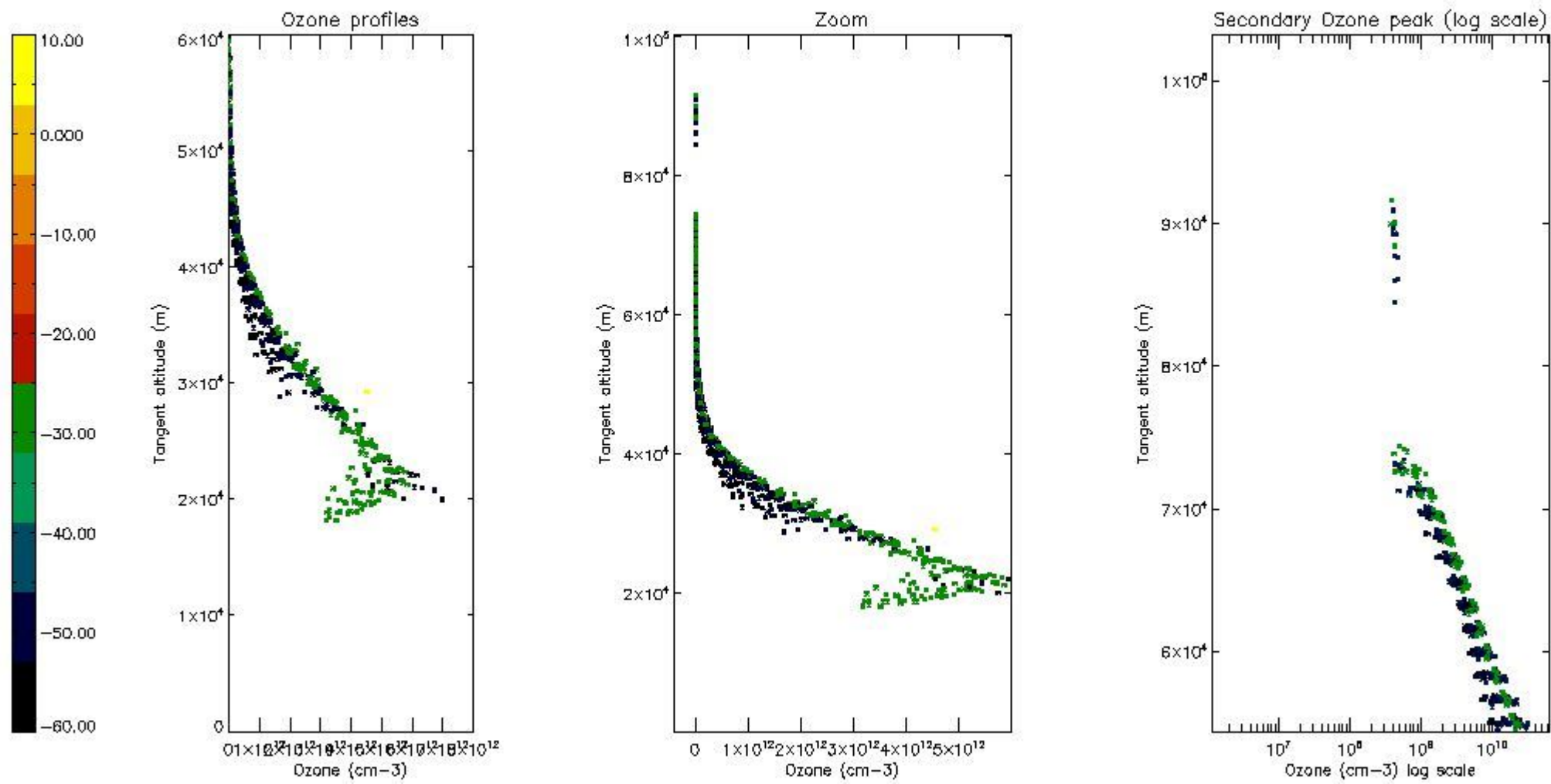
The colorbar represents the latitude.





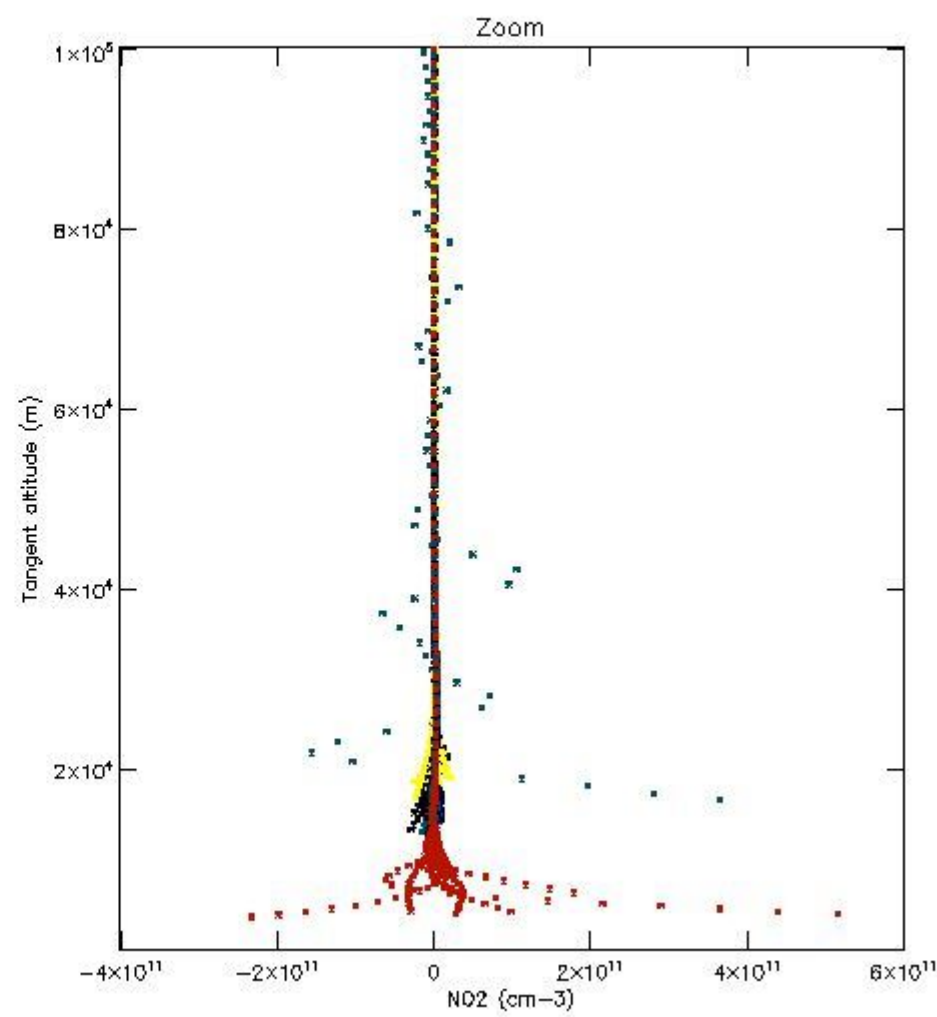
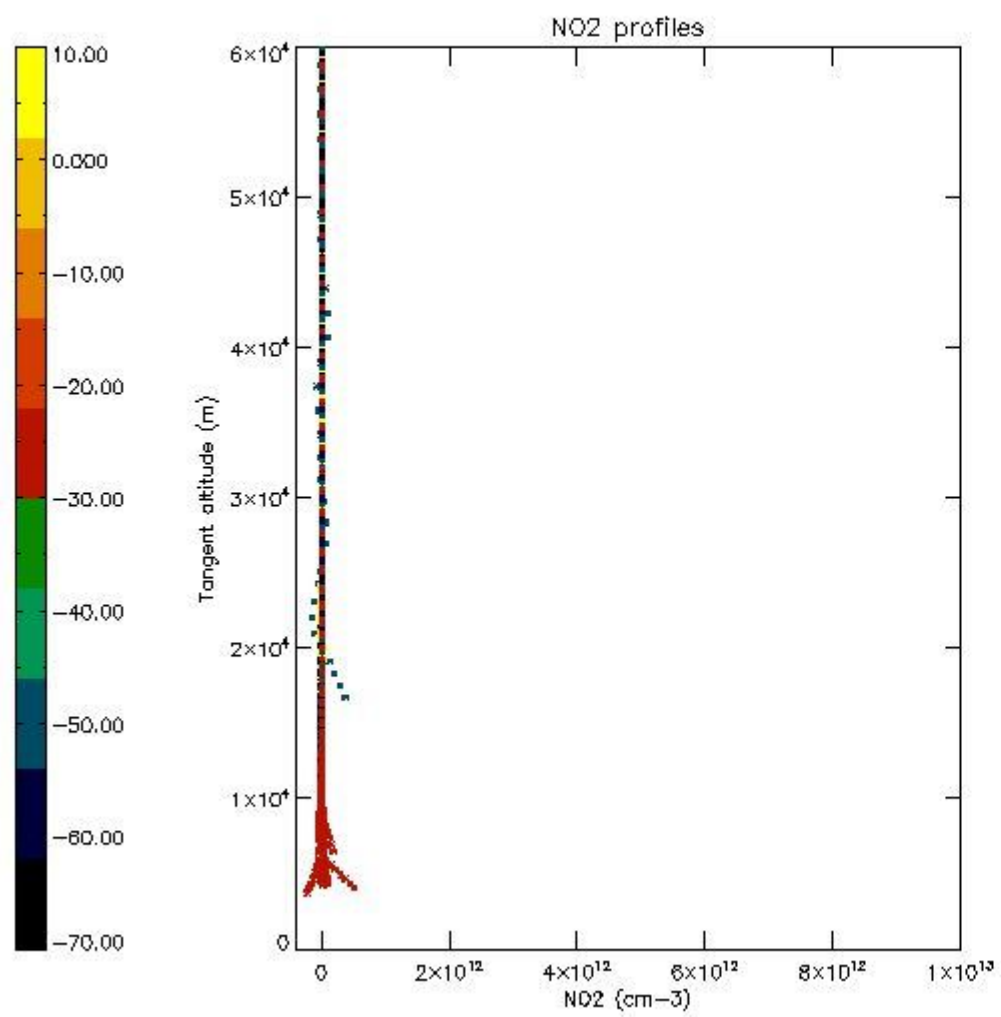
*5.5 Plot ozone profiles where STD < 5% (dark without errors)*

The colorbar represents the latitude.



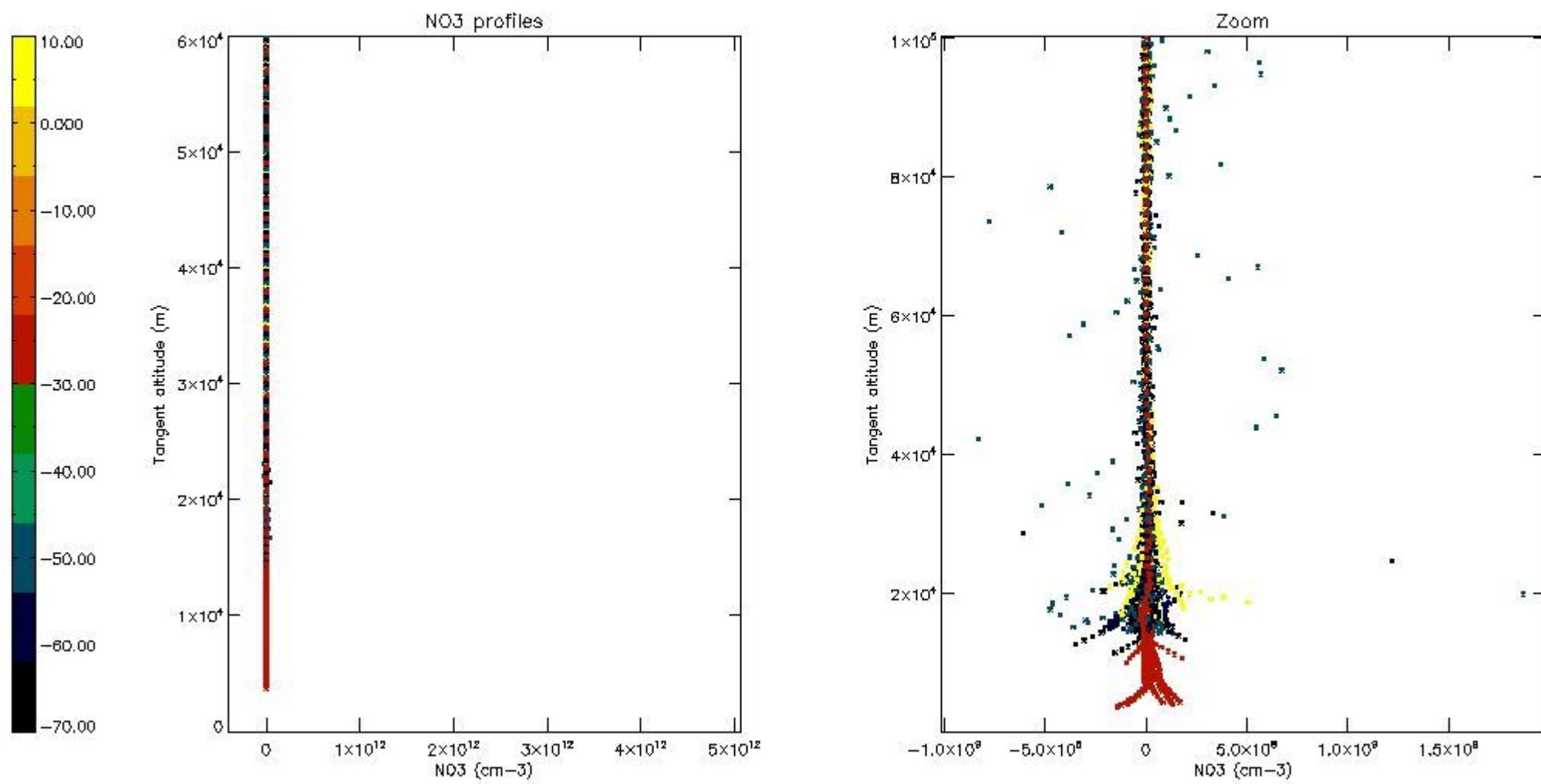
*5.6 Plot NO<sub>2</sub> profiles for all STD (dark without errors)*

The colorbar represents the latitude.



*5.7 Plot NO3 profiles for all STD (dark without errors)*

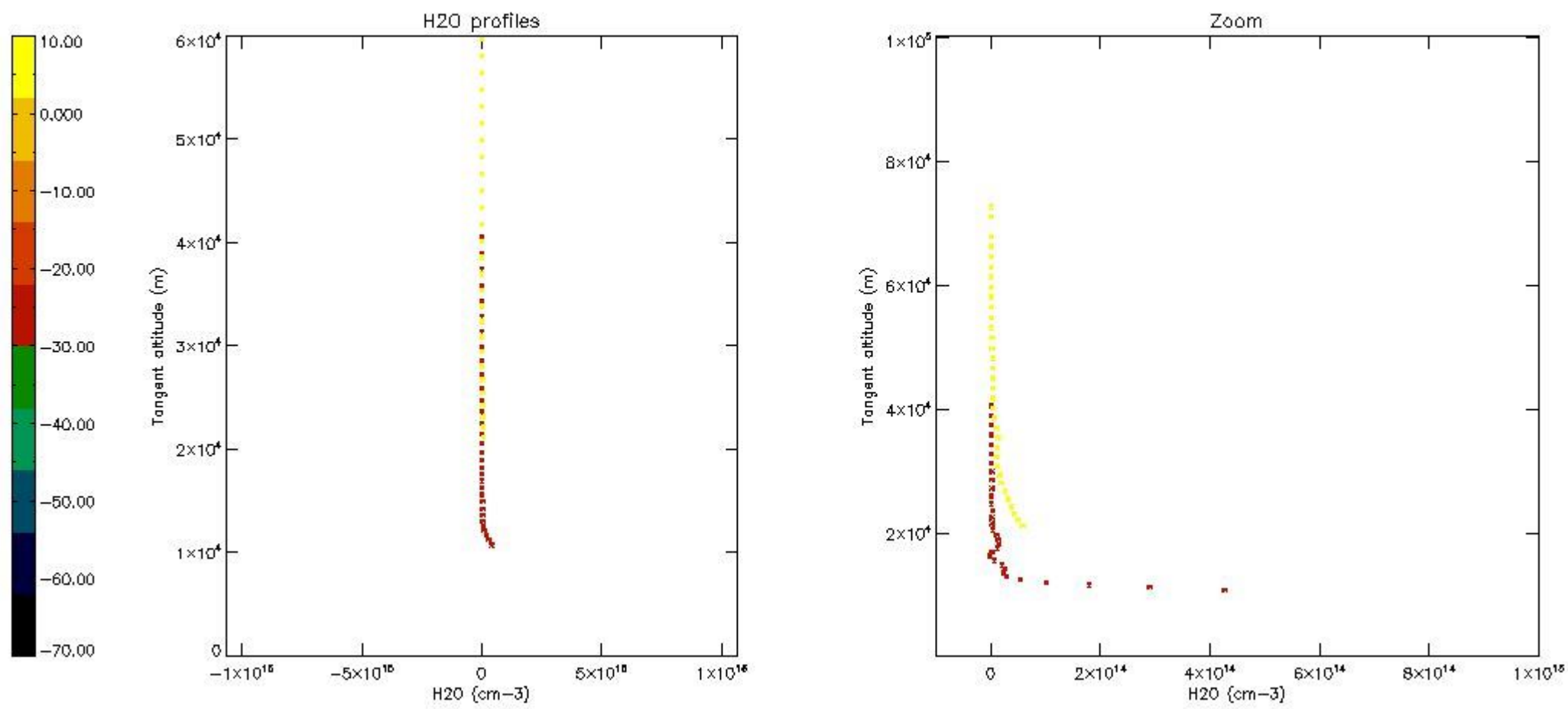
The colorbar represents the latitude.



*5.8 Plot H2O profiles for all STD (only for occultations of stars 1,2,3,4,13,14,16,26,63 dark without errors)*

The colorbar represents the latitude.





## 6. Auxiliary Data Files used for the production reported in section 2

The number reported in the third column indicates since which file (see list in section 2) the corresponding auxiliary file has been used. The fourth column is the date of those product files.

| Type                      | Auxiliary Filename  | Used since product | Used since product date |
|---------------------------|---|--------------------|-------------------------|
| INST_PHYS_CHARACTERISTICS | GOM_INS_AXVIEC20091111_143220_20030716_120000_20500101_000000 | 1                  | 28-AUG-2005 00:01:20    |
| LEVEL-2_PROC_CONFIG       | GOM_PR2_AXVIEC20091111_152718_20020301_000000_20500101_000000 | 1                  | 28-AUG-2005 00:01:20    |
| CROSS_SECTIONS_FILE       | GOM_CRS_AXVIEC20091111_154832_20020301_000000_20500101_000000 | 1                  | 28-AUG-2005 00:01:20    |

# GOMOS Level 2 Daily Report

## SUMMARY

### [1. General Info](#)

### [2. Summary of processed GOM\\_NL\\_2P products](#)

### [3. Level 2 Quality information per product](#)

#### [3.1 Plot of level 2 quality information per product \(time dependant\)](#)

#### [3.2 Plot of level 2 quality information per product \(world map\)](#)

### [4. Level 1 Quality information per product \(stored on level 2 products\)](#)

#### [4.1 Plot of level 1 quality information per product \(time dependant\)](#)

##### [4.1.1 Plot of level 1 quality information per product \(time dependant\): ASCENDING](#)

##### [4.1.2 Plot of level 1 quality information per product \(time dependant\): DESCENDING](#)

#### [4.2 Plot of level 1 quality information per product \(world map\)](#)

##### [4.2.1 Plot of level 1 quality information per product \(world map\): ASCENDING](#)

##### [4.2.2 Plot of level 1 quality information per product \(world map\): DESCENDING](#)

### [5. Ozone profiles based on quality statistics and other trace gas profiles](#)

#### [5.1 Ozone statistics based on quality of products](#)

#### [5.2 Plot ozone profiles for all STD \(dark without errors\)](#)

#### [5.3 Plot ozone profiles where STD < 20% \(dark without errors\)](#)

#### [5.4. Plot ozone profiles where STD < 10% \(dark without errors\)](#)

#### [5.5. Plot ozone profiles where STD < 5% \(dark without errors\)](#)

#### [5.6 Plot NO2 profiles for all STD \(dark without errors\)](#)

#### [5.7 Plot NO3 profiles for all STD \(dark without errors\)](#)

#### [5.8 Plot H2O profiles \(only for occultations of stars 1,2,3,4,13,14,16,26,63 dark without errors\) for all STD](#)

### [6. Auxiliary Data Files used for the production reported in section 2](#)

This report presents the daily analysis on parameters extracted from GOMOS level 2 data (GOM\_NL\_\_2P). It is intended to monitor some important parameters that will impact the quality of these products. A list of level 2 products (and content) that have arrived during the reporting day to the PCF is also given.

| Item                      | Value                           |
|---------------------------|---------------------------------|
| Time of report generation | 18APR2013 10:37:40              |
| Data source version       | GOMOS/6.01                      |
| Start time of products    | 28-08-2005 (28AUG2005 00:00:00) |
| Stop time of products     | 29-08-2005 (29AUG2005 00:00:00) |
| Store outputs in DB       | Yes                             |
| Nb of level 2 prods       | 156                             |
| Nb of prods with errors   | 0                               |

## 2. Summary of processed GOM\_NL\_\_2P products.

| Nr | Filename   | UTC Start time       | Limb       | Duration | Star Id | Star Name | Star Mag | Star Temp | Nb Meas | Orbit | Prod. error |
|----|--|----------------------|------------|----------|---------|-----------|----------|-----------|---------|-------|-------------|
| 1  | GOM_NL__2PRFIN20050828_000120_000000462040_00173_18263_6291.N1 | 28-AUG-2005 00:01:20 | Dark       | 45.500   | 2       | Alp Car   | -0.73600 | 7000.0    | 91      | 18263 | No          |
| 2  | GOM_NL__2PRFIN20050828_001155_000000362040_00174_18264_6479.N1 | 28-AUG-2005 00:11:55 | Dark       | 36.000   | 135     | Bet Hyi   | 2.8200   | 5800.0    | 72      | 18264 | No          |
| 3  | GOM_NL__2PRFIN20050828_001727_000000412040_00174_18264_6480.N1 | 28-AUG-2005 00:17:27 | Straylight | 41.000   | 148     | Alp Tuc   | 2.8780   | 4100.0    | 82      | 18264 | No          |
| 4  | GOM_NL__2PRFIN20050828_003813_000000372040_00174_18264_6481.N1 | 28-AUG-2005 00:38:13 | Bright     | 37.000   | 11      | 53Alp Aql | 0.76500  | 8000.0    | 74      | 18264 | No          |
| 5  | GOM_NL__2PRFIN20050828_004631_000000362040_00174_18264_6482.N1 | 28-AUG-2005 00:46:31 | Bright     | 35.500   | 66      | 37Gam Cyg | 2.2080   | 5900.0    | 71      | 18264 | No          |
| 6  | GOM_NL__2PRFIN20050828_004809_000000352040_00174_18264_6483.N1 | 28-AUG-2005 00:48:09 | Bright     | 35.000   | 144     | 18Del Cyg | 2.8600   | 11000.    | 70      | 18264 | No          |
| 7  | GOM_NL__2PRFIN20050828_005959_000000342040_00174_18264_6484.N1 | 28-AUG-2005 00:59:59 | Bright     | 34.000   | 60      | 7Bet UMi  | 2.0810   | 3950.0    | 68      | 18264 | No          |
| 8  | GOM_NL__2PRFIN20050828_010637_000000372040_00174_18264_6485.N1 | 28-AUG-2005 01:06:37 | Bright     | 37.000   | 36      | 50Alp UMa | 1.8000   | 6300.0    | 74      | 18264 | No          |
| 9  | GOM_NL__2PRFIN20050828_013237_000000362040_00174_18264_6486.N1 | 28-AUG-2005 01:32:37 | Dark       | 35.500   | 132     | 15Rho Pup | 2.8030   | 6900.0    | 71      | 18264 | No          |
| 10 | GOM_NL__2PRFIN20050828_013657_000000382040_00174_18264_6487.N1 | 28-AUG-2005 01:36:57 | Dark       | 38.000   | 70      | Zet Pup   | 2.2460   | 39000.    | 76      | 18264 | No          |
| 11 | GOM_NL__2PRFIN20050828_014157_000000492040_00174_18264_6488.N1 | 28-AUG-2005 01:41:57 | Dark       | 49.000   | 2       | Alp Car   | -0.73600 | 7000.0    | 98      | 18264 | No          |
| 12 | GOM_NL__2PRFIN20050828_015231_000000362040_00175_18265_6281.N1 | 28-AUG-2005 01:52:31 | Dark       | 36.000   | 135     | Bet Hyi   | 2.8200   | 5800.0    | 72      | 18265 | No          |
| 13 | GOM_NL__2PRFIN20050828_015803_000000392040_00175_18265_6282.N1 | 28-AUG-2005 01:58:03 | Straylight | 39.000   | 148     | Alp Tuc   | 2.8780   | 4100.0    | 78      | 18265 | No          |
| 14 | GOM_NL__2PRFIN20050828_021849_000000382040_00175_18265_6283.N1 | 28-AUG-2005 02:18:49 | Bright     | 38.000   | 11      | 53Alp Aql | 0.76500  | 8000.0    | 76      | 18265 | No          |
| 15 | GOM_NL__2PRFIN20050828_022707_000000342040_00175_18265_6284.N1 | 28-AUG-2005 02:27:07 | Bright     | 33.500   | 66      | 37Gam Cyg | 2.2080   | 5900.0    | 67      | 18265 | No          |
| 16 | GOM_NL__2PRFIN20050828_022845_000000352040_00175_18265_6285.N1 | 28-AUG-2005 02:28:45 | Bright     | 34.500   | 144     | 18Del Cyg | 2.8600   | 11000.    | 69      | 18265 | No          |
| 17 | GOM_NL__2PRFIN20050828_024035_000000342040_00175_18265_6286.N1 | 28-AUG-2005 02:40:35 | Bright     | 33.500   | 60      | 7Bet UMi  | 2.0810   | 3950.0    | 67      | 18265 | No          |
| 18 | GOM_NL__2PRFIN20050828_024713_000000372040_00175_18265_6287.N1 | 28-AUG-2005 02:47:13 | Bright     | 37.000   | 36      | 50Alp UMa | 1.8000   | 6300.0    | 74      | 18265 | No          |
| 19 | GOM_NL__2PRFIN20050828_031313_000000352040_00175_18265_6288.N1 | 28-AUG-2005 03:13:13 | Dark       | 35.000   | 132     | 15Rho Pup | 2.8030   | 6900.0    | 70      | 18265 | No          |
| 20 | GOM_NL__2PRFIN20050828_031515_000000392040_00175_18265_6289.N1 | 28-AUG-2005 03:15:15 | Dark       | 39.000   | 88      | 31Eta CMa | 2.4480   | 20000.    | 78      | 18265 | No          |
| 21 | GOM_NL__2PRFIN20050828_031734_000000402040_00175_18265_6290.N1 | 28-AUG-2005 03:17:34 | Dark       | 39.500   | 70      | Zet Pup   | 2.2460   | 39000.    | 79      | 18265 | No          |
| 22 | GOM_NL__2PRFIN20050828_032233_000000442040_00175_18265_6291.N1 | 28-AUG-2005 03:22:33 | Dark       | 44.000   | 2       | Alp Car   | -0.73600 | 7000.0    | 88      | 18265 | No          |
| 23 | GOM_NL__2PRFIN20050828_033307_000000372040_00176_18266_6281.N1 | 28-AUG-2005 03:33:07 | Dark       | 37.000   | 135     | Bet Hyi   | 2.8200   | 5800.0    | 74      | 18266 | No          |
| 24 | GOM_NL__2PRFIN20050828_033840_000000392040_00176_18266_6282.N1 | 28-AUG-2005 03:38:40 | Straylight | 38.500   | 148     | Alp Tuc   | 2.8780   | 4100.0    | 77      | 18266 | No          |
| 25 | GOM_NL__2PRFIN20050828_035925_000000362040_00176_18266_6283.N1 | 28-AUG-2005 03:59:25 | Bright     | 35.500   | 11      | 53Alp Aql | 0.76500  | 8000.0    | 71      | 18266 | No          |
| 26 | GOM_NL__2PRFIN20050828_040743_000000372040_00176_18266_6284.N1 | 28-AUG-2005 04:07:43 | Bright     | 36.500   | 66      | 37Gam Cyg | 2.2080   | 5900.0    | 73      | 18266 | No          |
| 27 | GOM_NL__2PRFIN20050828_040921_000000352040_00176_18266_6285.N1 | 28-AUG-2005 04:09:21 | Bright     | 35.000   | 144     | 18Del Cyg | 2.8600   | 11000.    | 70      | 18266 | No          |
| 28 | GOM_NL__2PRFIN20050828_042111_000000342040_00176_18266_6286.N1 | 28-AUG-2005 04:21:11 | Bright     | 33.500   | 60      | 7Bet UMi  | 2.0810   | 3950.0    | 67      | 18266 | No          |
| 29 | GOM_NL__2PRFIN20050828_042749_000000362040_00176_18266_6287.N1 | 28-AUG-2005 04:27:49 | Bright     | 36.000   | 36      | 50Alp UMa | 1.8000   | 6300.0    | 72      | 18266 | No          |
| 30 | GOM_NL__2PRFIN20050828_045350_000000362040_00176_18266_6288.N1 | 28-AUG-2005 04:53:50 | Dark       | 35.500   | 132     | 15Rho Pup | 2.8030   | 6900.0    | 71      | 18266 | No          |
| 31 | GOM_NL__2PRFIN20050828_045551_000000402040_00176_18266_6289.N1 | 28-AUG-2005 04:55:51 | Dark       | 40.000   | 88      | 31Eta CMa | 2.4480   | 20000.    | 80      | 18266 | No          |
| 32 | GOM_NL__2PRFIN20050828_045810_000000382040_00176_18266_6290.N1 | 28-AUG-2005 04:58:10 | Dark       | 37.500   | 70      | Zet Pup   | 2.2460   | 39000.    | 75      | 18266 | No          |
| 33 | GOM_NL__2PRFIN20050828_050309_000000532040_00176_18266_6291.N1 | 28-AUG-2005 05:03:09 | Dark       | 53.000   | 2       | Alp Car   | -0.73600 | 7000.0    | 106     | 18266 | No          |
| 34 | GOM_NL__2PRFIN20050828_051343_000000382040_00177_18267_6281.N1 | 28-AUG-2005 05:13:43 | Dark       | 37.500   | 135     | Bet Hyi   | 2.8200   | 5800.0    | 75      | 18267 | No          |
| 35 | GOM_NL__2PRFIN20050828_051916_000000392040_00177_18267_6282.N1 | 28-AUG-2005 05:19:16 | Straylight | 38.500   | 148     | Alp Tuc   | 2.8780   | 4100.0    | 77      | 18267 | No          |
| 36 | GOM_NL__2PRFIN20050828_054001_000000372040_00177_18267_6283.N1 | 28-AUG-2005 05:40:01 | Bright     | 36.500   | 11      | 53Alp Aql | 0.76500  | 8000.0    | 73      | 18267 | No          |
| 37 | GOM_NL__2PRFIN20050828_054819_000000362040_00177_18267_6284.N1 | 28-AUG-2005 05:48:19 | Bright     | 36.000   | 66      | 37Gam Cyg | 2.2080   | 5900.0    | 72      | 18267 | No          |
| 38 | GOM_NL__2PRFIN20050828_054957_000000352040_00177_18267_6285.N1 | 28-AUG-2005 05:49:57 | Bright     | 35.000   | 144     | 18Del Cyg | 2.8600   | 11000.    | 70      | 18267 | No          |
| 39 | GOM_NL__2PRFIN20050828_060148_000000332040_00177_18267_6286.N1 | 28-AUG-2005 06:01:48 | Bright     | 32.500   | 60      | 7Bet UMi  | 2.0810   | 3950.0    | 65      | 18267 | No          |
| 40 | GOM_NL__2PRFIN20050828_060826_000000362040_00177_18267_6287.N1 | 28-AUG-2005 06:08:26 | Bright     | 35.500   | 36      | 50Alp UMa | 1.8000   | 6300.0    | 71      | 18267 | No          |
| 41 | GOM_NL__2PRFIN20050828_063426_000000352040_00177_18267_6288.N1 | 28-AUG-2005 06:34:26 | Dark       | 35.000   | 132     | 15Rho Pup | 2.8030   | 6900.0    | 70      | 18267 | No          |
| 42 | GOM_NL__2PRFIN20050828_063627_000000402040_00177_18267_6289.N1 | 28-AUG-2005 06:36:27 | Dark       | 40.000   | 88      | 31Eta CMa | 2.4480   | 20000.    | 80      | 18267 | No          |

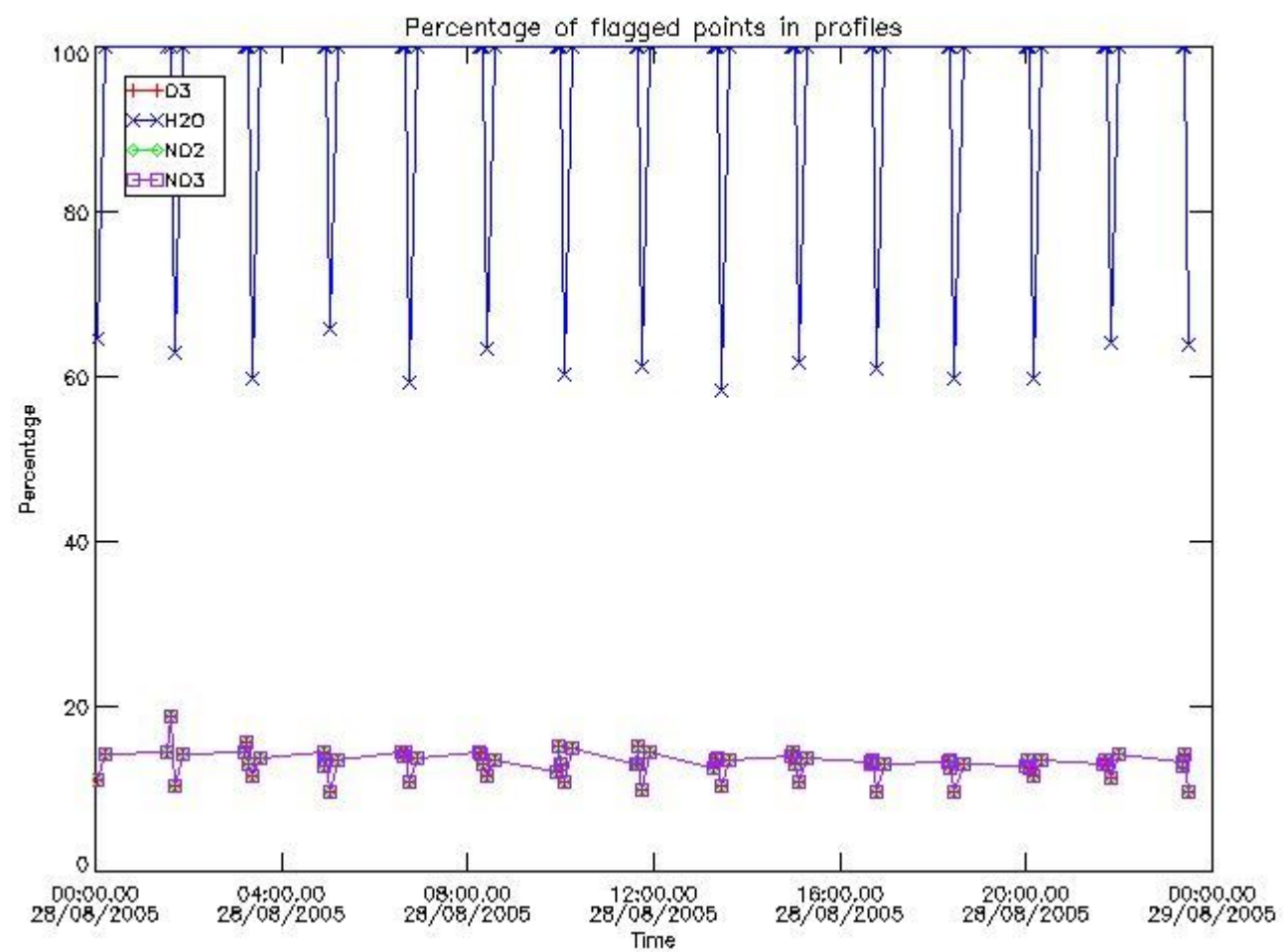
|     |  |                      |            |        |     |           |          |        |     |       |    |
|-----|--|----------------------|------------|--------|-----|-----------|----------|--------|-----|-------|----|
| 43  | GOM_NL__2PRFIN20050828_063846_000000392040_00177_18267_6290.N1 | 28-AUG-2005 06:38:46 | Dark       | 38.500 | 70  | Zet Pup   | 2.2460   | 39000. | 77  | 18267 | No |
| 44  | GOM_NL__2PRFIN20050828_064346_000000472040_00177_18267_6291.N1 | 28-AUG-2005 06:43:46 | Dark       | 47.000 | 2   | Alp Car   | -0.73600 | 7000.0 | 94  | 18267 | No |
| 45  | GOM_NL__2PRFIN20050828_065419_000000372040_00178_18268_6281.N1 | 28-AUG-2005 06:54:19 | Dark       | 37.000 | 135 | Bet Hyi   | 2.8200   | 5800.0 | 74  | 18268 | No |
| 46  | GOM_NL__2PRFIN20050828_065952_000000372040_00178_18268_6282.N1 | 28-AUG-2005 06:59:52 | Straylight | 37.000 | 148 | Alp Tuc   | 2.8780   | 4100.0 | 74  | 18268 | No |
| 47  | GOM_NL__2PRFIN20050828_072038_000000362040_00178_18268_6283.N1 | 28-AUG-2005 07:20:38 | Bright     | 36.000 | 11  | 53Alp Aql | 0.76500  | 8000.0 | 72  | 18268 | No |
| 48  | GOM_NL__2PRFIN20050828_072855_000000382040_00178_18268_6284.N1 | 28-AUG-2005 07:28:55 | Bright     | 38.000 | 66  | 37Gam Cyg | 2.2080   | 5900.0 | 76  | 18268 | No |
| 49  | GOM_NL__2PRFIN20050828_073033_000000342040_00178_18268_6285.N1 | 28-AUG-2005 07:30:33 | Bright     | 33.500 | 144 | 18Del Cyg | 2.8600   | 11000. | 67  | 18268 | No |
| 50  | GOM_NL__2PRFIN20050828_074224_000000382040_00178_18268_6286.N1 | 28-AUG-2005 07:42:24 | Bright     | 37.500 | 60  | 7Bet UMi  | 2.0810   | 3950.0 | 75  | 18268 | No |
| 51  | GOM_NL__2PRFIN20050828_074902_000000532040_00178_18268_6287.N1 | 28-AUG-2005 07:49:02 | Bright     | 53.000 | 36  | 50Alp UMa | 1.8000   | 6300.0 | 106 | 18268 | No |
| 52  | GOM_NL__2PRFIN20050828_081502_000000352040_00178_18268_6288.N1 | 28-AUG-2005 08:15:02 | Dark       | 35.000 | 132 | 15Rho Pup | 2.8030   | 6900.0 | 70  | 18268 | No |
| 53  | GOM_NL__2PRFIN20050828_081704_000000402040_00178_18268_6289.N1 | 28-AUG-2005 08:17:04 | Dark       | 39.500 | 88  | 31Eta CMa | 2.4480   | 20000. | 79  | 18268 | No |
| 54  | GOM_NL__2PRFIN20050828_081922_000000402040_00178_18268_6290.N1 | 28-AUG-2005 08:19:22 | Dark       | 39.500 | 70  | Zet Pup   | 2.2460   | 39000. | 79  | 18268 | No |
| 55  | GOM_NL__2PRFIN20050828_082422_000000442040_00178_18268_6291.N1 | 28-AUG-2005 08:24:22 | Dark       | 44.000 | 2   | Alp Car   | -0.73600 | 7000.0 | 88  | 18268 | No |
| 56  | GOM_NL__2PRFIN20050828_083456_000000382040_00179_18269_6281.N1 | 28-AUG-2005 08:34:56 | Dark       | 38.000 | 135 | Bet Hyi   | 2.8200   | 5800.0 | 76  | 18269 | No |
| 57  | GOM_NL__2PRFIN20050828_084028_000000422040_00179_18269_6282.N1 | 28-AUG-2005 08:40:28 | Straylight | 42.000 | 148 | Alp Tuc   | 2.8780   | 4100.0 | 84  | 18269 | No |
| 58  | GOM_NL__2PRFIN20050828_090114_000000382040_00179_18269_6283.N1 | 28-AUG-2005 09:01:14 | Bright     | 38.000 | 11  | 53Alp Aql | 0.76500  | 8000.0 | 76  | 18269 | No |
| 59  | GOM_NL__2PRFIN20050828_090931_000000342040_00179_18269_6284.N1 | 28-AUG-2005 09:09:31 | Bright     | 33.500 | 66  | 37Gam Cyg | 2.2080   | 5900.0 | 67  | 18269 | No |
| 60  | GOM_NL__2PRFIN20050828_091109_000000352040_00179_18269_6285.N1 | 28-AUG-2005 09:11:09 | Bright     | 35.000 | 144 | 18Del Cyg | 2.8600   | 11000. | 70  | 18269 | No |
| 61  | GOM_NL__2PRFIN20050828_092300_000000332040_00179_18269_6286.N1 | 28-AUG-2005 09:23:00 | Bright     | 33.000 | 60  | 7Bet UMi  | 2.0810   | 3950.0 | 66  | 18269 | No |
| 62  | GOM_NL__2PRFIN20050828_092938_000000362040_00179_18269_6287.N1 | 28-AUG-2005 09:29:38 | Bright     | 35.500 | 36  | 50Alp UMa | 1.8000   | 6300.0 | 71  | 18269 | No |
| 63  | GOM_NL__2PRFIN20050828_095538_000000422040_00179_18269_6288.N1 | 28-AUG-2005 09:55:38 | Dark       | 42.000 | 132 | 15Rho Pup | 2.8030   | 6900.0 | 84  | 18269 | No |
| 64  | GOM_NL__2PRFIN20050828_095740_000000402040_00179_18269_6289.N1 | 28-AUG-2005 09:57:40 | Dark       | 40.000 | 88  | 31Eta CMa | 2.4480   | 20000. | 80  | 18269 | No |
| 65  | GOM_NL__2PRFIN20050828_095958_000000392040_00179_18269_6290.N1 | 28-AUG-2005 09:59:58 | Dark       | 39.000 | 70  | Zet Pup   | 2.2460   | 39000. | 78  | 18269 | No |
| 66  | GOM_NL__2PRFIN20050828_100458_000000472040_00179_18269_6291.N1 | 28-AUG-2005 10:04:58 | Dark       | 47.000 | 2   | Alp Car   | -0.73600 | 7000.0 | 94  | 18269 | No |
| 67  | GOM_NL__2PRFIN20050828_101532_000000382040_00180_18270_6281.N1 | 28-AUG-2005 10:15:32 | Dark       | 37.500 | 135 | Bet Hyi   | 2.8200   | 5800.0 | 75  | 18270 | No |
| 68  | GOM_NL__2PRFIN20050828_102104_000000402040_00180_18270_6282.N1 | 28-AUG-2005 10:21:04 | Straylight | 39.500 | 148 | Alp Tuc   | 2.8780   | 4100.0 | 79  | 18270 | No |
| 69  | GOM_NL__2PRFIN20050828_104150_000000392040_00180_18270_6283.N1 | 28-AUG-2005 10:41:50 | Bright     | 38.500 | 11  | 53Alp Aql | 0.76500  | 8000.0 | 77  | 18270 | No |
| 70  | GOM_NL__2PRFIN20050828_105007_000000382040_00180_18270_6284.N1 | 28-AUG-2005 10:50:07 | Bright     | 37.500 | 66  | 37Gam Cyg | 2.2080   | 5900.0 | 75  | 18270 | No |
| 71  | GOM_NL__2PRFIN20050828_105146_000000352040_00180_18270_6285.N1 | 28-AUG-2005 10:51:46 | Bright     | 34.500 | 144 | 18Del Cyg | 2.8600   | 11000. | 69  | 18270 | No |
| 72  | GOM_NL__2PRFIN20050828_110336_000000372040_00180_18270_6286.N1 | 28-AUG-2005 11:03:36 | Bright     | 36.500 | 60  | 7Bet UMi  | 2.0810   | 3950.0 | 73  | 18270 | No |
| 73  | GOM_NL__2PRFIN20050828_111014_000000372040_00180_18270_6287.N1 | 28-AUG-2005 11:10:14 | Bright     | 36.500 | 36  | 50Alp UMa | 1.8000   | 6300.0 | 73  | 18270 | No |
| 74  | GOM_NL__2PRFIN20050828_113614_000000392040_00180_18270_6288.N1 | 28-AUG-2005 11:36:14 | Dark       | 39.000 | 132 | 15Rho Pup | 2.8030   | 6900.0 | 78  | 18270 | No |
| 75  | GOM_NL__2PRFIN20050828_113816_000000402040_00180_18270_6289.N1 | 28-AUG-2005 11:38:16 | Dark       | 40.000 | 88  | 31Eta CMa | 2.4480   | 20000. | 80  | 18270 | No |
| 76  | GOM_NL__2PRFIN20050828_114034_000000402040_00180_18270_6290.N1 | 28-AUG-2005 11:40:34 | Dark       | 39.500 | 70  | Zet Pup   | 2.2460   | 39000. | 79  | 18270 | No |
| 77  | GOM_NL__2PRFIN20050828_114535_000000522040_00180_18270_6291.N1 | 28-AUG-2005 11:45:35 | Dark       | 52.000 | 2   | Alp Car   | -0.73600 | 7000.0 | 104 | 18270 | No |
| 78  | GOM_NL__2PRFIN20050828_115608_000000362040_00181_18271_6281.N1 | 28-AUG-2005 11:56:08 | Dark       | 35.500 | 135 | Bet Hyi   | 2.8200   | 5800.0 | 71  | 18271 | No |
| 79  | GOM_NL__2PRFIN20050828_120141_000000422040_00181_18271_6282.N1 | 28-AUG-2005 12:01:41 | Straylight | 42.000 | 148 | Alp Tuc   | 2.8780   | 4100.0 | 84  | 18271 | No |
| 80  | GOM_NL__2PRFIN20050828_122226_000000392040_00181_18271_6283.N1 | 28-AUG-2005 12:22:26 | Bright     | 39.000 | 11  | 53Alp Aql | 0.76500  | 8000.0 | 78  | 18271 | No |
| 81  | GOM_NL__2PRFIN20050828_123043_000000372040_00181_18271_6284.N1 | 28-AUG-2005 12:30:43 | Bright     | 37.000 | 66  | 37Gam Cyg | 2.2080   | 5900.0 | 74  | 18271 | No |
| 82  | GOM_NL__2PRFIN20050828_123222_000000352040_00181_18271_6285.N1 | 28-AUG-2005 12:32:22 | Bright     | 34.500 | 144 | 18Del Cyg | 2.8600   | 11000. | 69  | 18271 | No |
| 83  | GOM_NL__2PRFIN20050828_124412_000000372040_00181_18271_6286.N1 | 28-AUG-2005 12:44:12 | Bright     | 36.500 | 60  | 7Bet UMi  | 2.0810   | 3950.0 | 73  | 18271 | No |
| 84  | GOM_NL__2PRFIN20050828_125051_000000362040_00181_18271_6287.N1 | 28-AUG-2005 12:50:51 | Bright     | 36.000 | 36  | 50Alp UMa | 1.8000   | 6300.0 | 72  | 18271 | No |
| 85  | GOM_NL__2PRFIN20050828_131650_000000412040_00181_18271_6288.N1 | 28-AUG-2005 13:16:50 | Dark       | 40.500 | 132 | 15Rho Pup | 2.8030   | 6900.0 | 81  | 18271 | No |
| 86  | GOM_NL__2PRFIN20050828_131852_000000382040_00181_18271_6289.N1 | 28-AUG-2005 13:18:52 | Dark       | 38.000 | 88  | 31Eta CMa | 2.4480   | 20000. | 76  | 18271 | No |
| 87  | GOM_NL__2PRFIN20050828_132110_000000372040_00181_18271_6290.N1 | 28-AUG-2005 13:21:10 | Dark       | 37.000 | 70  | Zet Pup   | 2.2460   | 39000. | 74  | 18271 | No |
| 88  | GOM_NL__2PRFIN20050828_132611_000000502040_00181_18271_6291.N1 | 28-AUG-2005 13:26:11 | Dark       | 49.500 | 2   | Alp Car   | -0.73600 | 7000.0 | 99  | 18271 | No |
| 89  | GOM_NL__2PRFIN20050828_133644_000000382040_00182_18272_6281.N1 | 28-AUG-2005 13:36:44 | Dark       | 37.500 | 135 | Bet Hyi   | 2.8200   | 5800.0 | 75  | 18272 | No |
| 90  | GOM_NL__2PRFIN20050828_134217_000000402040_00182_18272_6282.N1 | 28-AUG-2005 13:42:17 | Straylight | 39.500 | 148 | Alp Tuc   | 2.8780   | 4100.0 | 79  | 18272 | No |
| 91  | GOM_NL__2PRFIN20050828_140302_000000392040_00182_18272_6283.N1 | 28-AUG-2005 14:03:02 | Bright     | 38.500 | 11  | 53Alp Aql | 0.76500  | 8000.0 | 77  | 18272 | No |
| 92  | GOM_NL__2PRFIN20050828_141119_000000362040_00182_18272_6284.N1 | 28-AUG-2005 14:11:19 | Bright     | 35.500 | 66  | 37Gam Cyg | 2.2080   | 5900.0 | 71  | 18272 | No |
| 93  | GOM_NL__2PRFIN20050828_141258_000000362040_00182_18272_6285.N1 | 28-AUG-2005 14:12:58 | Bright     | 35.500 | 144 | 18Del Cyg | 2.8600   | 11000. | 71  | 18272 | No |
| 94  | GOM_NL__2PRFIN20050828_142449_000000362040_00182_18272_6286.N1 | 28-AUG-2005 14:24:49 | Bright     | 36.000 | 60  | 7Bet UMi  | 2.0810   | 3950.0 | 72  | 18272 | No |
| 95  | GOM_NL__2PRFIN20050828_143127_000000362040_00182_18272_6287.N1 | 28-AUG-2005 14:31:27 | Bright     | 35.500 | 36  | 50Alp UMa | 1.8000   | 6300.0 | 71  | 18272 | No |
| 96  | GOM_NL__2PRFIN20050828_145726_000000372040_00182_18272_6288.N1 | 28-AUG-2005 14:57:26 | Dark       | 36.500 | 132 | 15Rho Pup | 2.8030   | 6900.0 | 73  | 18272 | No |
| 97  | GOM_NL__2PRFIN20050828_145929_000000362040_00182_18272_6289.N1 | 28-AUG-2005 14:59:29 | Dark       | 35.500 | 88  | 31Eta CMa | 2.4480   | 20000. | 71  | 18272 | No |
| 98  | GOM_NL__2PRFIN20050828_150146_000000392040_00182_18272_6290.N1 | 28-AUG-2005 15:01:46 | Dark       | 39.000 | 70  | Zet Pup   | 2.2460   | 39000. | 78  | 18272 | No |
| 99  | GOM_NL__2PRFIN20050828_150647_000000482040_00182_18272_6291.N1 | 28-AUG-2005 15:06:47 | Dark       | 47.500 | 2   | Alp Car   | -0.73600 | 7000.0 | 95  | 18272 | No |
| 100 | GOM_NL__2PRFIN20050828_151720_000000372040_00183_18273_6281.N1 | 28-AUG-2005 15:17:20 | Dark       | 37.000 | 135 | Bet Hyi   | 2.8200   | 5800.0 | 74  | 18273 | No |
| 101 | GOM_NL__2PRFIN20050828_152253_000000392040_00183_18273_6282.N1 | 28-AUG-2005 15:22:53 | Straylight | 39.000 | 148 | Alp Tuc   | 2.8780   | 4100.0 | 78  | 18273 | No |



|     |  |                      |            |        |     |           |          |        |     |       |    |
|-----|--|----------------------|------------|--------|-----|-----------|----------|--------|-----|-------|----|
| 102 | GOM_NL__2PRFIN20050828_154338_000000362040_00183_18273_6283.N1 | 28-AUG-2005 15:43:38 | Bright     | 35.500 | 11  | 53Alp Aql | 0.76500  | 8000.0 | 71  | 18273 | No |
| 103 | GOM_NL__2PRFIN20050828_155155_000000352040_00183_18273_6284.N1 | 28-AUG-2005 15:51:55 | Bright     | 35.000 | 66  | 37Gam Cyg | 2.2080   | 5900.0 | 70  | 18273 | No |
| 104 | GOM_NL__2PRFIN20050828_155334_000000362040_00183_18273_6285.N1 | 28-AUG-2005 15:53:34 | Bright     | 35.500 | 144 | 18Del Cyg | 2.8600   | 11000. | 71  | 18273 | No |
| 105 | GOM_NL__2PRFIN20050828_160525_000000362040_00183_18273_6286.N1 | 28-AUG-2005 16:05:25 | Bright     | 36.000 | 60  | 7Bet UMi  | 2.0810   | 3950.0 | 72  | 18273 | No |
| 106 | GOM_NL__2PRFIN20050828_161203_000000362040_00183_18273_6287.N1 | 28-AUG-2005 16:12:03 | Bright     | 36.000 | 36  | 50Alp UMa | 1.8000   | 6300.0 | 72  | 18273 | No |
| 107 | GOM_NL__2PRFIN20050828_163802_000000392040_00183_18273_6288.N1 | 28-AUG-2005 16:38:02 | Dark       | 38.500 | 132 | 15Rho Pup | 2.8030   | 6900.0 | 77  | 18273 | No |
| 108 | GOM_NL__2PRFIN20050828_164005_000000402040_00183_18273_6289.N1 | 28-AUG-2005 16:40:05 | Dark       | 39.500 | 88  | 31Eta CMa | 2.4480   | 20000. | 79  | 18273 | No |
| 109 | GOM_NL__2PRFIN20050828_164222_000000382040_00183_18273_6290.N1 | 28-AUG-2005 16:42:22 | Dark       | 38.000 | 70  | Zet Pup   | 2.2460   | 39000. | 76  | 18273 | No |
| 110 | GOM_NL__2PRFIN20050828_164724_000000532040_00183_18273_6291.N1 | 28-AUG-2005 16:47:24 | Dark       | 53.000 | 2   | Alp Car   | -0.73600 | 7000.0 | 106 | 18273 | No |
| 111 | GOM_NL__2PRFIN20050828_165756_000000392040_00184_18274_6281.N1 | 28-AUG-2005 16:57:56 | Dark       | 39.000 | 135 | Bet Hyi   | 2.8200   | 5800.0 | 78  | 18274 | No |
| 112 | GOM_NL__2PRFIN20050828_170329_000000442040_00184_18274_6282.N1 | 28-AUG-2005 17:03:29 | Straylight | 44.000 | 148 | Alp Tuc   | 2.8780   | 4100.0 | 88  | 18274 | No |
| 113 | GOM_NL__2PRFIN20050828_172415_000000382040_00184_18274_6283.N1 | 28-AUG-2005 17:24:15 | Bright     | 38.000 | 11  | 53Alp Aql | 0.76500  | 8000.0 | 76  | 18274 | No |
| 114 | GOM_NL__2PRFIN20050828_173231_000000372040_00184_18274_6284.N1 | 28-AUG-2005 17:32:31 | Bright     | 37.000 | 66  | 37Gam Cyg | 2.2080   | 5900.0 | 74  | 18274 | No |
| 115 | GOM_NL__2PRFIN20050828_173410_000000352040_00184_18274_6285.N1 | 28-AUG-2005 17:34:10 | Bright     | 35.000 | 144 | 18Del Cyg | 2.8600   | 11000. | 70  | 18274 | No |
| 116 | GOM_NL__2PRFIN20050828_174601_000000382040_00184_18274_6286.N1 | 28-AUG-2005 17:46:01 | Bright     | 38.000 | 60  | 7Bet UMi  | 2.0810   | 3950.0 | 76  | 18274 | No |
| 117 | GOM_NL__2PRFIN20050828_175239_000000362040_00184_18274_6287.N1 | 28-AUG-2005 17:52:39 | Bright     | 35.500 | 36  | 50Alp UMa | 1.8000   | 6300.0 | 71  | 18274 | No |
| 118 | GOM_NL__2PRFIN20050828_181838_000000392040_00184_18274_6288.N1 | 28-AUG-2005 18:18:38 | Dark       | 38.500 | 132 | 15Rho Pup | 2.8030   | 6900.0 | 77  | 18274 | No |
| 119 | GOM_NL__2PRFIN20050828_182041_000000412040_00184_18274_6289.N1 | 28-AUG-2005 18:20:41 | Dark       | 40.500 | 88  | 31Eta CMa | 2.4480   | 20000. | 81  | 18274 | No |
| 120 | GOM_NL__2PRFIN20050828_182258_000000382040_00184_18274_6290.N1 | 28-AUG-2005 18:22:58 | Dark       | 38.000 | 70  | Zet Pup   | 2.2460   | 39000. | 76  | 18274 | No |
| 121 | GOM_NL__2PRFIN20050828_182800_000000532040_00184_18274_6291.N1 | 28-AUG-2005 18:28:00 | Dark       | 52.500 | 2   | Alp Car   | -0.73600 | 7000.0 | 105 | 18274 | No |
| 122 | GOM_NL__2PRFIN20050828_183832_000000402040_00185_18275_6281.N1 | 28-AUG-2005 18:38:32 | Dark       | 39.500 | 135 | Bet Hyi   | 2.8200   | 5800.0 | 79  | 18275 | No |
| 123 | GOM_NL__2PRFIN20050828_184405_000000372040_00185_18275_6282.N1 | 28-AUG-2005 18:44:05 | Straylight | 37.000 | 148 | Alp Tuc   | 2.8780   | 4100.0 | 74  | 18275 | No |
| 124 | GOM_NL__2PRFIN20050828_190451_000000352040_00185_18275_6283.N1 | 28-AUG-2005 19:04:51 | Bright     | 35.000 | 11  | 53Alp Aql | 0.76500  | 8000.0 | 70  | 18275 | No |
| 125 | GOM_NL__2PRFIN20050828_191307_000000382040_00185_18275_6284.N1 | 28-AUG-2005 19:13:07 | Bright     | 37.500 | 66  | 37Gam Cyg | 2.2080   | 5900.0 | 75  | 18275 | No |
| 126 | GOM_NL__2PRFIN20050828_191446_000000352040_00185_18275_6285.N1 | 28-AUG-2005 19:14:46 | Bright     | 35.000 | 144 | 18Del Cyg | 2.8600   | 11000. | 70  | 18275 | No |
| 127 | GOM_NL__2PRFIN20050828_192638_000000372040_00185_18275_6286.N1 | 28-AUG-2005 19:26:38 | Bright     | 36.500 | 60  | 7Bet UMi  | 2.0810   | 3950.0 | 73  | 18275 | No |
| 128 | GOM_NL__2PRFIN20050828_193316_000000362040_00185_18275_6287.N1 | 28-AUG-2005 19:33:16 | Bright     | 35.500 | 36  | 50Alp UMa | 1.8000   | 6300.0 | 71  | 18275 | No |
| 129 | GOM_NL__2PRFIN20050828_195915_000000402040_00185_18275_6288.N1 | 28-AUG-2005 19:59:15 | Dark       | 40.000 | 132 | 15Rho Pup | 2.8030   | 6900.0 | 80  | 18275 | No |
| 130 | GOM_NL__2PRFIN20050828_200117_000000382040_00185_18275_6289.N1 | 28-AUG-2005 20:01:17 | Dark       | 37.500 | 88  | 31Eta CMa | 2.4480   | 20000. | 75  | 18275 | No |
| 131 | GOM_NL__2PRFIN20050828_200334_000000412040_00185_18275_6290.N1 | 28-AUG-2005 20:03:34 | Dark       | 40.500 | 70  | Zet Pup   | 2.2460   | 39000. | 81  | 18275 | No |
| 132 | GOM_NL__2PRFIN20050828_200836_000000442040_00185_18275_6291.N1 | 28-AUG-2005 20:08:36 | Dark       | 44.000 | 2   | Alp Car   | -0.73600 | 7000.0 | 88  | 18275 | No |
| 133 | GOM_NL__2PRFIN20050828_201908_000000382040_00186_18276_6281.N1 | 28-AUG-2005 20:19:08 | Dark       | 37.500 | 135 | Bet Hyi   | 2.8200   | 5800.0 | 75  | 18276 | No |
| 134 | GOM_NL__2PRFIN20050828_202442_000000362040_00186_18276_6282.N1 | 28-AUG-2005 20:24:42 | Straylight | 36.000 | 148 | Alp Tuc   | 2.8780   | 4100.0 | 72  | 18276 | No |
| 135 | GOM_NL__2PRFIN20050828_202820_000000052040_00186_18276_6283.N1 | 28-AUG-2005 20:28:20 | Straylight | 5.0000 | 31  | Alp Gru   | 1.7340   | 15200. | 10  | 18276 | No |
| 136 | GOM_NL__2PRFIN20050828_204527_000000392040_00186_18276_6284.N1 | 28-AUG-2005 20:45:27 | Bright     | 38.500 | 11  | 53Alp Aql | 0.76500  | 8000.0 | 77  | 18276 | No |
| 137 | GOM_NL__2PRFIN20050828_205343_000000382040_00186_18276_6285.N1 | 28-AUG-2005 20:53:43 | Bright     | 37.500 | 66  | 37Gam Cyg | 2.2080   | 5900.0 | 75  | 18276 | No |
| 138 | GOM_NL__2PRFIN20050828_205522_000000352040_00186_18276_6286.N1 | 28-AUG-2005 20:55:22 | Bright     | 35.000 | 144 | 18Del Cyg | 2.8600   | 11000. | 70  | 18276 | No |
| 139 | GOM_NL__2PRFIN20050828_210714_000000382040_00186_18276_6287.N1 | 28-AUG-2005 21:07:14 | Bright     | 37.500 | 60  | 7Bet UMi  | 2.0810   | 3950.0 | 75  | 18276 | No |
| 140 | GOM_NL__2PRFIN20050828_211352_000000352040_00186_18276_6288.N1 | 28-AUG-2005 21:13:52 | Bright     | 34.500 | 36  | 50Alp UMa | 1.8000   | 6300.0 | 69  | 18276 | No |
| 141 | GOM_NL__2PRFIN20050828_213951_000000392040_00186_18276_6289.N1 | 28-AUG-2005 21:39:51 | Dark       | 39.000 | 132 | 15Rho Pup | 2.8030   | 6900.0 | 78  | 18276 | No |
| 142 | GOM_NL__2PRFIN20050828_214154_000000382040_00186_18276_6290.N1 | 28-AUG-2005 21:41:54 | Dark       | 37.500 | 88  | 31Eta CMa | 2.4480   | 20000. | 75  | 18276 | No |
| 143 | GOM_NL__2PRFIN20050828_214410_000000392040_00186_18276_6291.N1 | 28-AUG-2005 21:44:10 | Dark       | 39.000 | 70  | Zet Pup   | 2.2460   | 39000. | 78  | 18276 | No |
| 144 | GOM_NL__2PRFIN20050828_214913_000000452040_00186_18276_6292.N1 | 28-AUG-2005 21:49:13 | Dark       | 45.000 | 2   | Alp Car   | -0.73600 | 7000.0 | 90  | 18276 | No |
| 145 | GOM_NL__2PRFIN20050828_215945_000000362040_00187_18277_6281.N1 | 28-AUG-2005 21:59:45 | Dark       | 36.000 | 135 | Bet Hyi   | 2.8200   | 5800.0 | 72  | 18277 | No |
| 146 | GOM_NL__2PRFIN20050828_220518_000000382040_00187_18277_6282.N1 | 28-AUG-2005 22:05:18 | Straylight | 38.000 | 148 | Alp Tuc   | 2.8780   | 4100.0 | 76  | 18277 | No |
| 147 | GOM_NL__2PRFIN20050828_220856_000000052040_00187_18277_6283.N1 | 28-AUG-2005 22:08:56 | Straylight | 5.0000 | 31  | Alp Gru   | 1.7340   | 15200. | 10  | 18277 | No |
| 148 | GOM_NL__2PRFIN20050828_222603_000000372040_00187_18277_6284.N1 | 28-AUG-2005 22:26:03 | Bright     | 37.000 | 11  | 53Alp Aql | 0.76500  | 8000.0 | 74  | 18277 | No |
| 149 | GOM_NL__2PRFIN20050828_223419_000000342040_00187_18277_6285.N1 | 28-AUG-2005 22:34:19 | Bright     | 33.500 | 66  | 37Gam Cyg | 2.2080   | 5900.0 | 67  | 18277 | No |
| 150 | GOM_NL__2PRFIN20050828_223558_000000352040_00187_18277_6286.N1 | 28-AUG-2005 22:35:58 | Bright     | 35.000 | 144 | 18Del Cyg | 2.8600   | 11000. | 70  | 18277 | No |
| 151 | GOM_NL__2PRFIN20050828_224750_000000362040_00187_18277_6287.N1 | 28-AUG-2005 22:47:50 | Bright     | 36.000 | 60  | 7Bet UMi  | 2.0810   | 3950.0 | 72  | 18277 | No |
| 152 | GOM_NL__2PRFIN20050828_225428_000000362040_00187_18277_6288.N1 | 28-AUG-2005 22:54:28 | Bright     | 36.000 | 36  | 50Alp UMa | 1.8000   | 6300.0 | 72  | 18277 | No |
| 153 | GOM_NL__2PRFIN20050828_232027_000000392040_00187_18277_6289.N1 | 28-AUG-2005 23:20:27 | Dark       | 38.500 | 132 | 15Rho Pup | 2.8030   | 6900.0 | 77  | 18277 | No |
| 154 | GOM_NL__2PRFIN20050828_232230_000000402040_00187_18277_6290.N1 | 28-AUG-2005 23:22:30 | Dark       | 40.000 | 88  | 31Eta CMa | 2.4480   | 20000. | 80  | 18277 | No |
| 155 | GOM_NL__2PRFIN20050828_232446_000000402040_00187_18277_6291.N1 | 28-AUG-2005 23:24:46 | Dark       | 39.500 | 70  | Zet Pup   | 2.2460   | 39000. | 79  | 18277 | No |
| 156 | GOM_NL__2PRFIN20050828_232949_000000532040_00187_18277_6292.N1 | 28-AUG-2005 23:29:49 | Dark       | 52.500 | 2   | Alp Car   | -0.73600 | 7000.0 | 105 | 18277 | No |

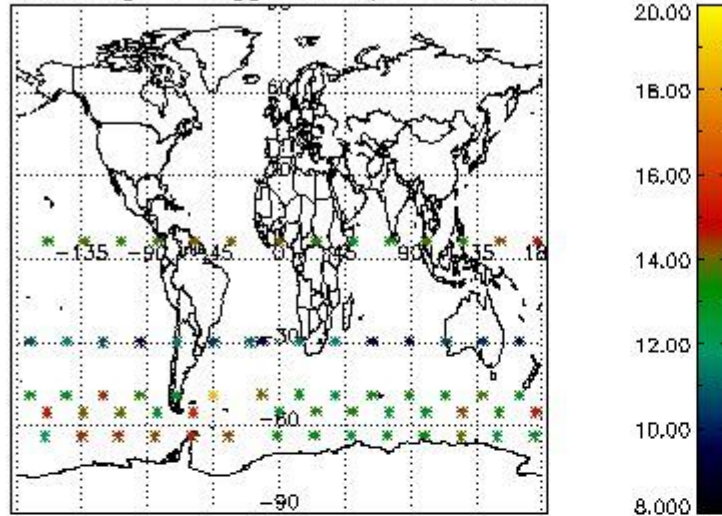
In this section it is plotted some information contained in the Quality Summary data set of the level 2 products. Only products in dark limb conditions and without errors (error flag in the MPH set to "0") are used.

### 3.1 Plot quality information per product (time dependant)

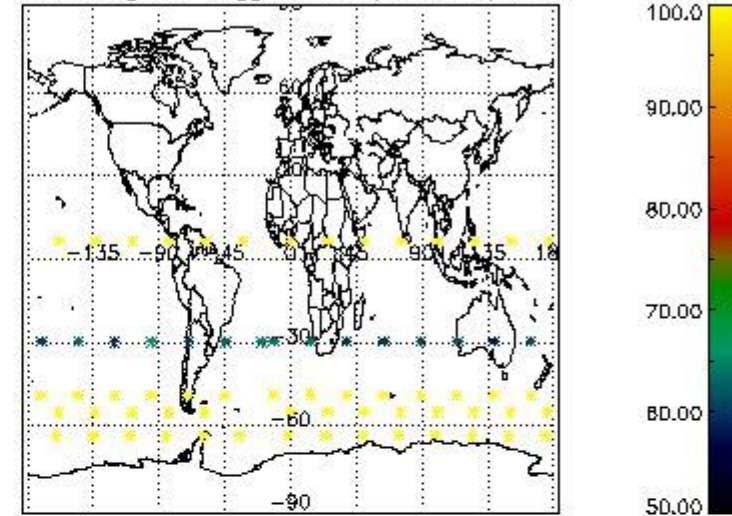


### 3.2 Plot quality information per product (world map)

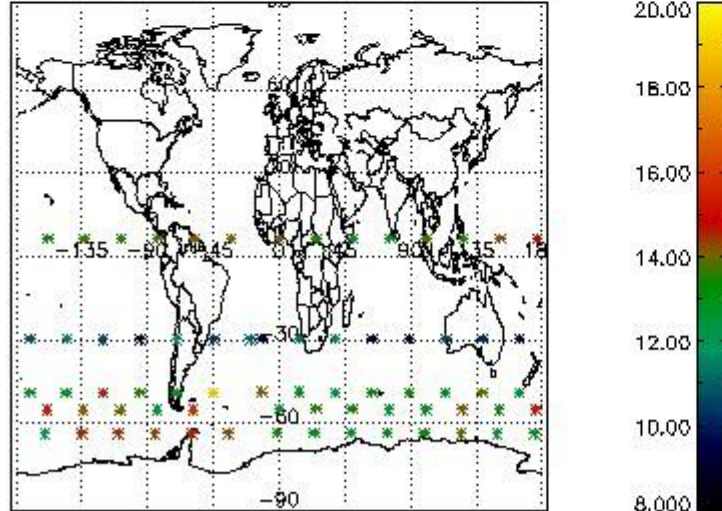
Percentage of flagged data per O3 profile



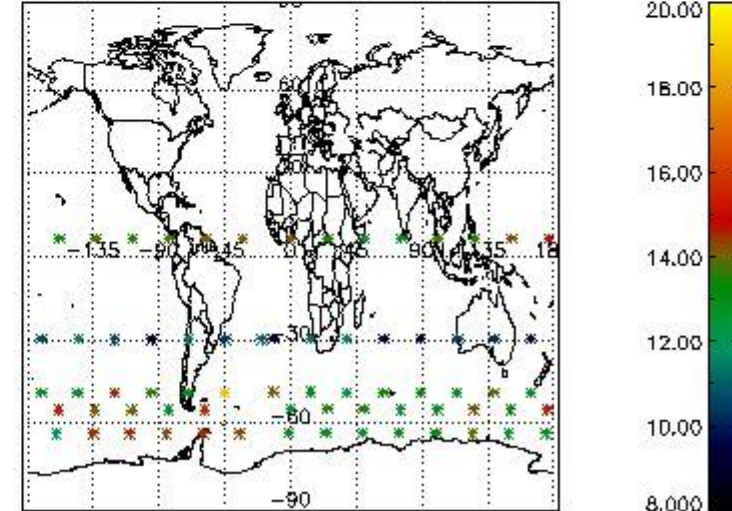
Percentage of flagged data per H2O profile



Percentage of flagged data per NO2 profile



Percentage of flagged data per NO3 profile



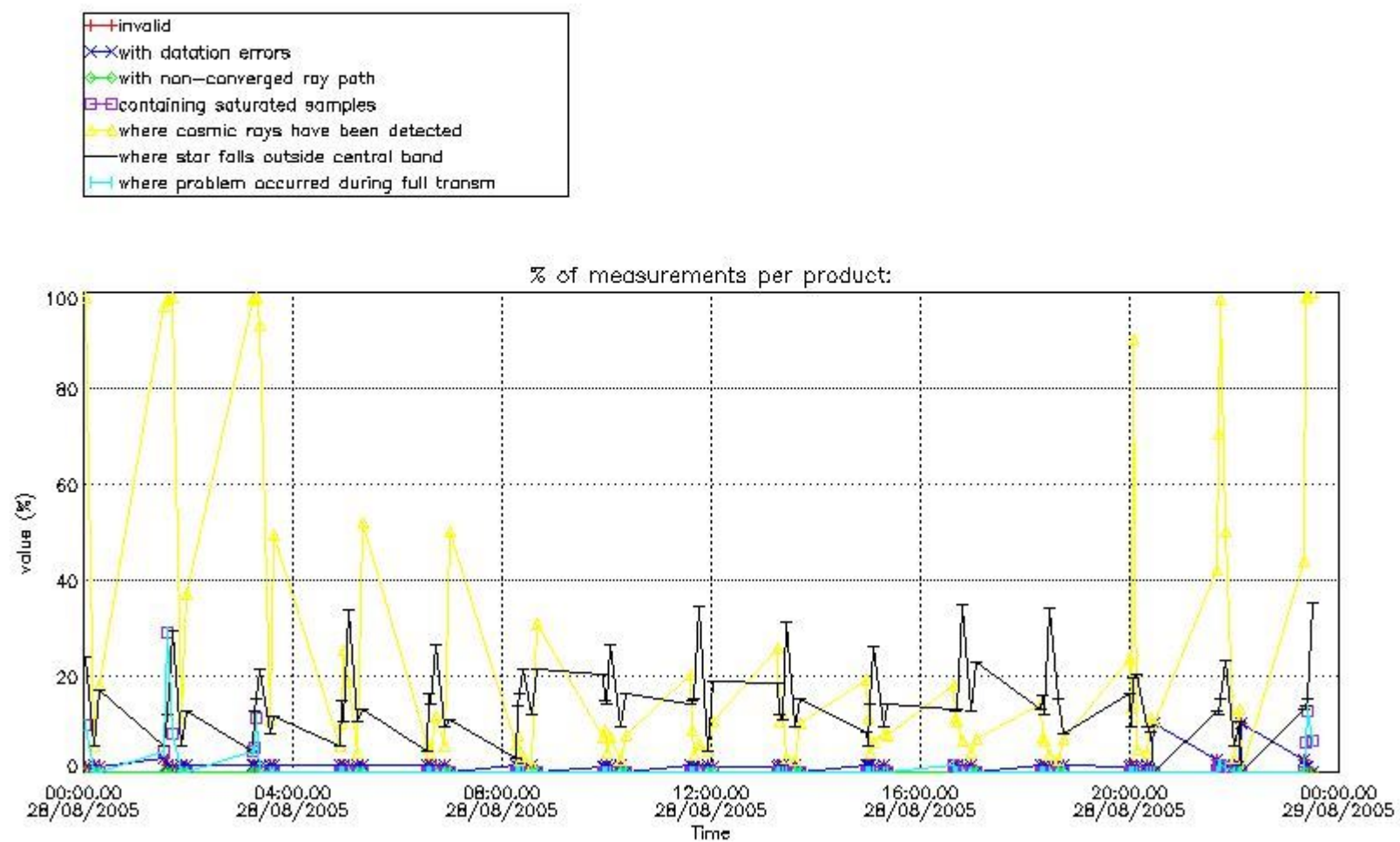
#### 4. Level 1 quality information per product

In this section it is plotted some information contained in the Quality Summary data set of the level 2 products that comes from the level 1b processing. Products without errors (error flag in the MPH set to "0") are used.

##### 4.1 Plot quality information per product (time dependant) coming from level 1b processing

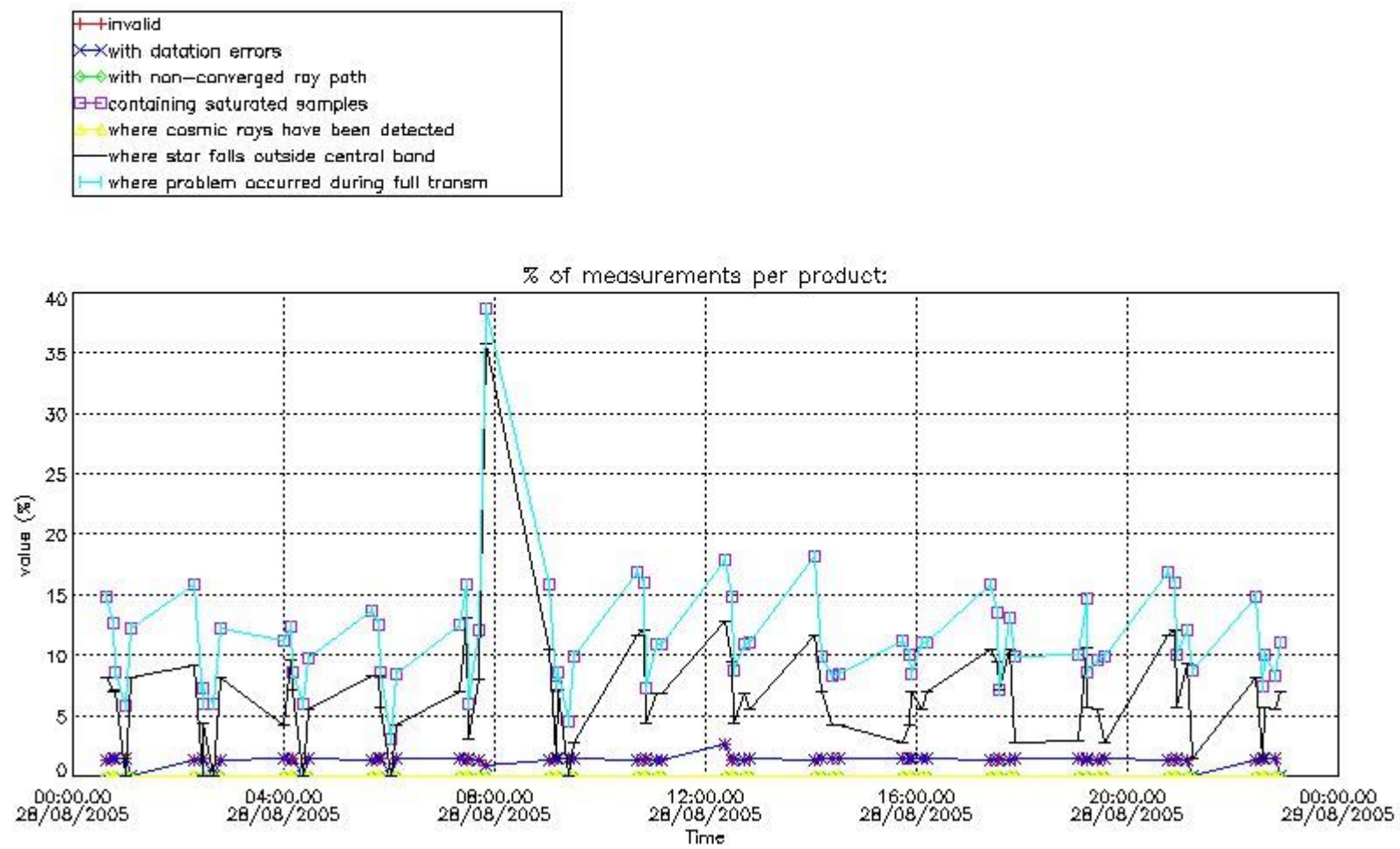
###### 4.1.1 Plot level 1 quality information per product (time dependant): ENVISAT ASCENDING passes





4.1.2 Plot level 1 quality information per product (time dependant): ENVI SAT DESCENDING passes

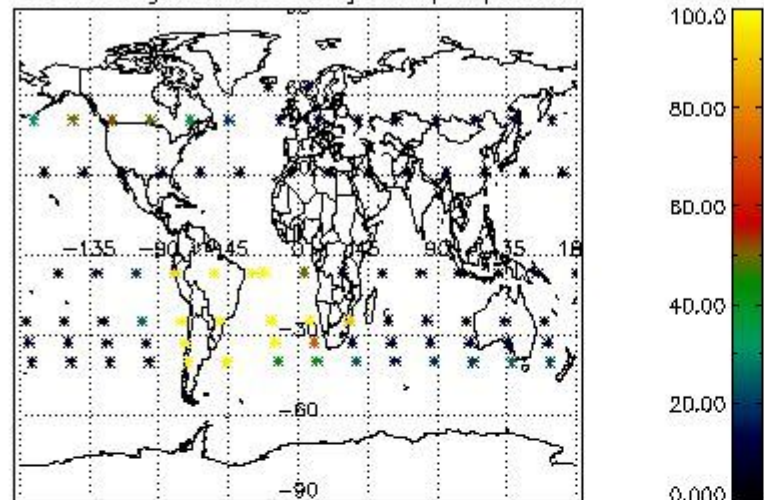




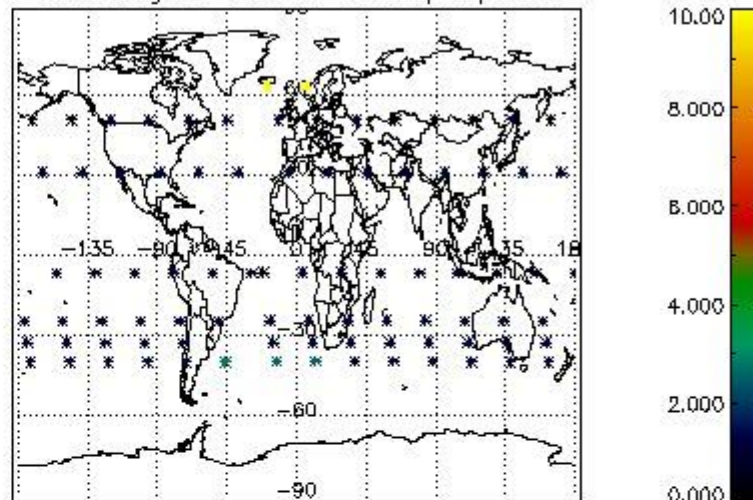
*4.2 Plot quality information per product coming from level 1b processing (world map)*

*4.2.1 Plot level 1 quality information per product (world map): ENVISAT ASCENDING passes*

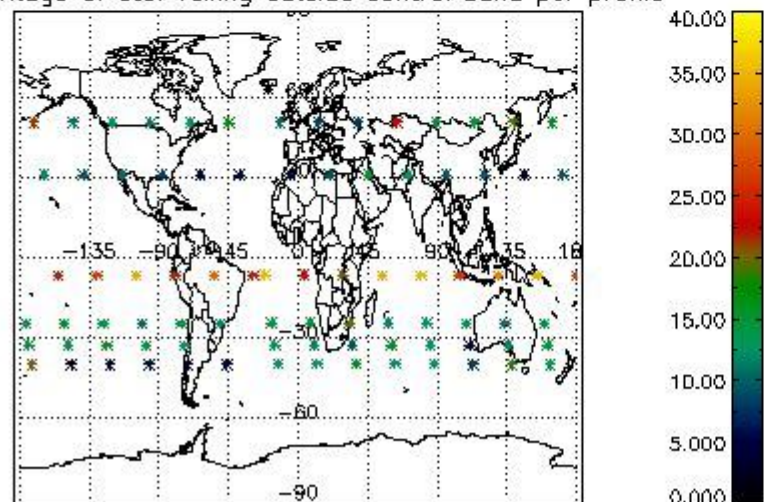
Percentage of cosmic ray hits per profile



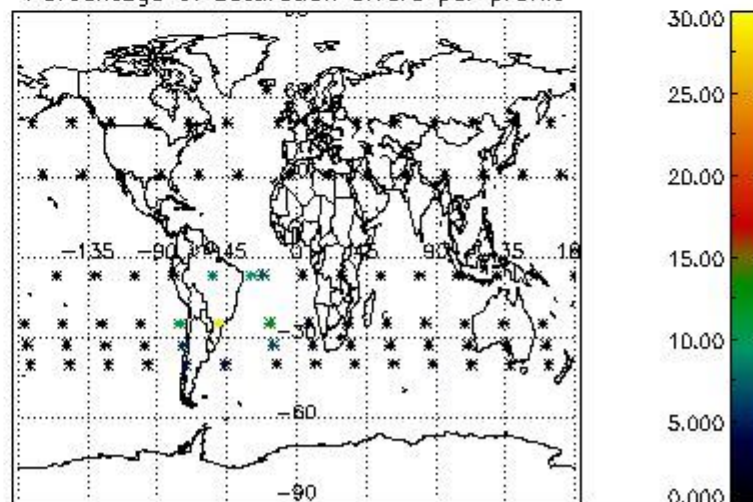
Percentage of datation errors per profile



Percentage of star falling outside central band per profile



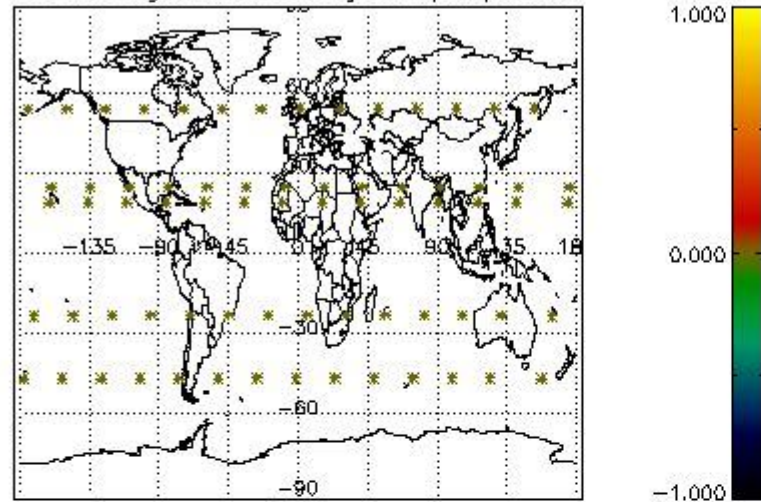
Percentage of saturation errors per profile



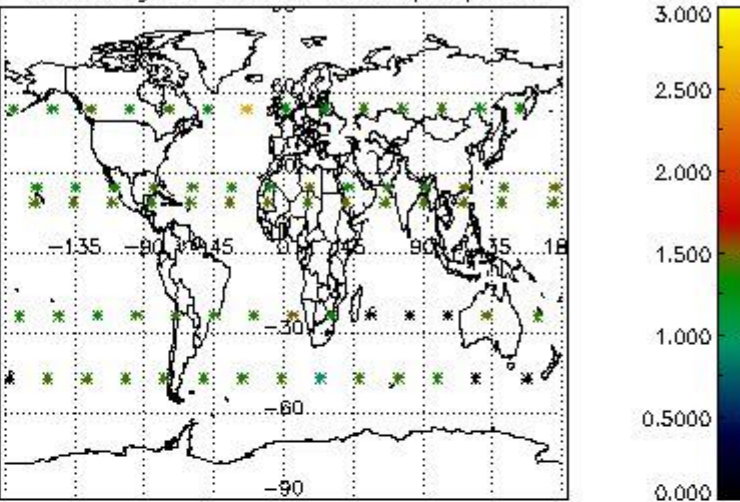
4.2.2 Plot level 1 quality information per product (world map): ENVISAT DESCENDING passes



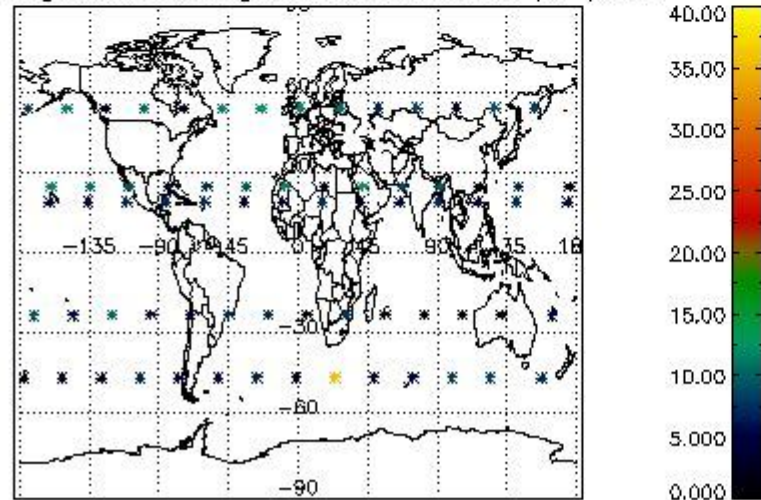
Percentage of cosmic ray hits per profile



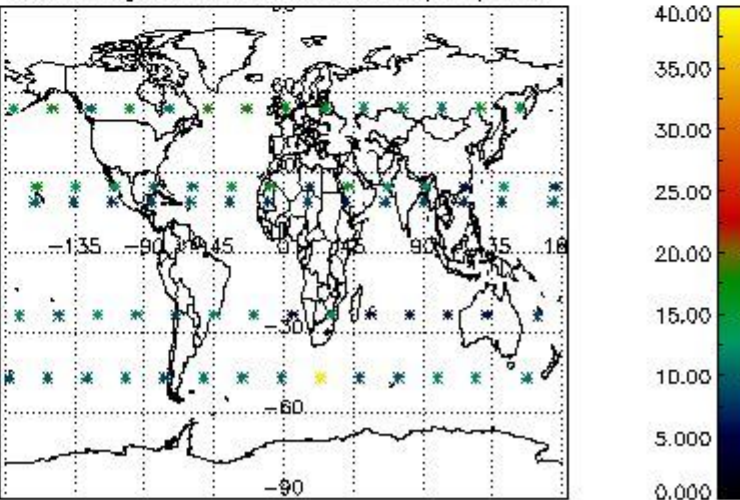
Percentage of datation errors per profile



Percentage of star falling outside central band per profile



Percentage of saturation errors per profile



## 5. Trace gas profiles

### 5.1 Ozone statistics based on quality of products

The final quality of the products can be "measured" using the STD (Standard Deviation) attached to every point profile. This information is written to the parameter GOM\_NL\_\_2P/NL\_LOCAL\_SPECIES\_DENSITY/o3\_std of the level 2 products. The table below shows the statistics for given STD ranges.

The statistics are given with respect to the overall valid production:

- Products without fatal errors: GOM\_NL\_\_2P/MPH/PRODUCT\_ERR=0
- Valid point profile: GOM\_NL\_\_2P/NL\_LOCAL\_SPECIES\_DENSITY/pcd(0)=0

The 'Criteria' is applied to valid points of dark limb products:

- Products in dark limb illumination condition: GOM\_NL\_\_2P/NL\_SUMMARY\_QUALITY/obs\_ill\_cond=0
- Products without fatal errors: GOM\_NL\_\_2P/MPH/PRODUCT\_ERR=0
- Valid point profile: GOM\_NL\_\_2P/NL\_LOCAL\_SPECIES\_DENSITY/pcd(0)=0

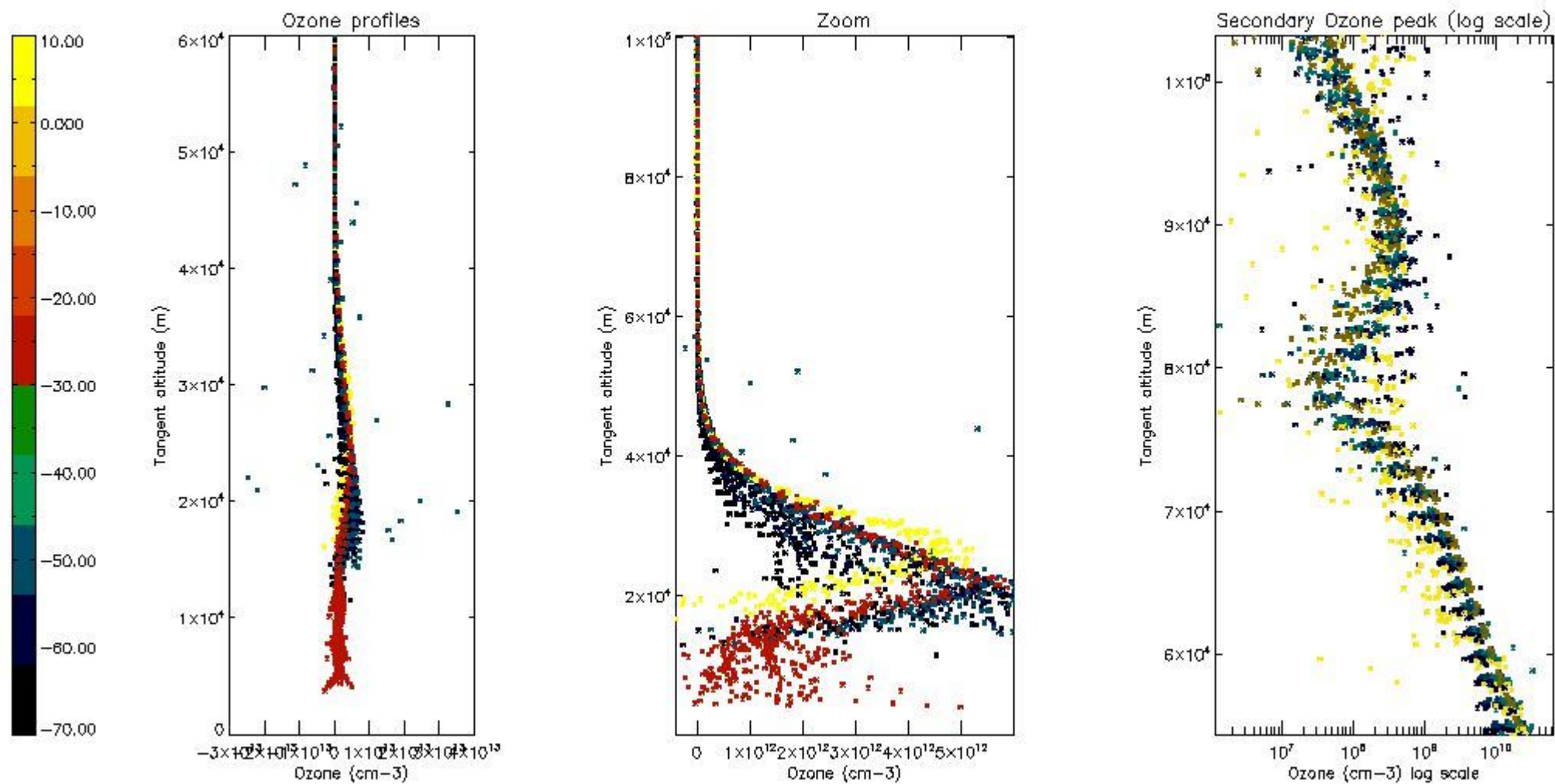
So, the table below shows the percentage of dark limb and valid observations for each criteria with respect to the overall valid daily observations.

| Criteria | % of total production |
|----------|-----------------------|
| All STD  | 49                    |
| STD < 20 | 29                    |

|          |    |
|----------|----|
| STD < 10 | 22 |
| STD < 5  | 13 |

5.2 Plot ozone profiles for all STD (dark without errors)

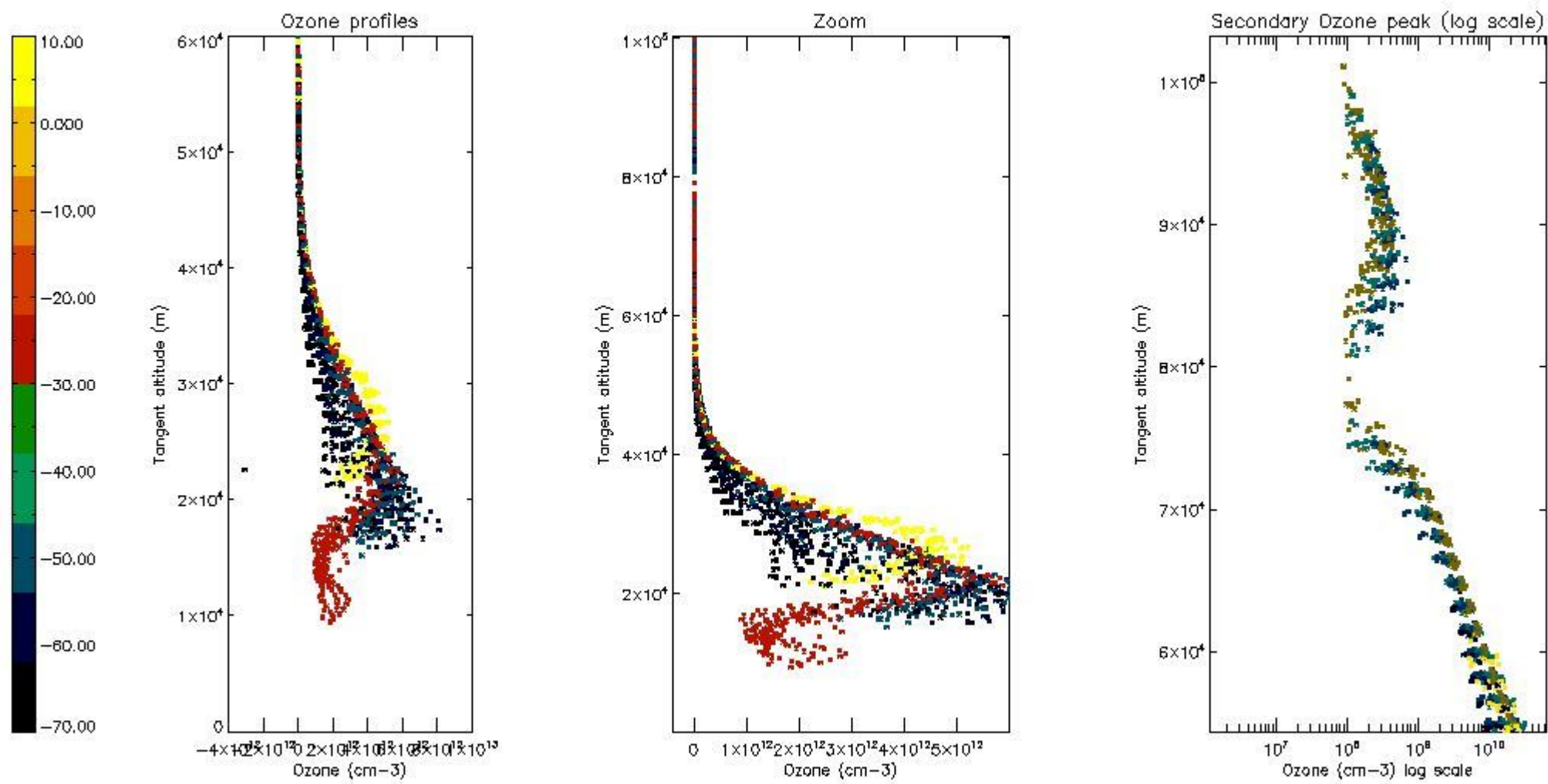
The colorbar represents the latitude.



5.3 Plot ozone profiles where STD < 20% (dark without errors)

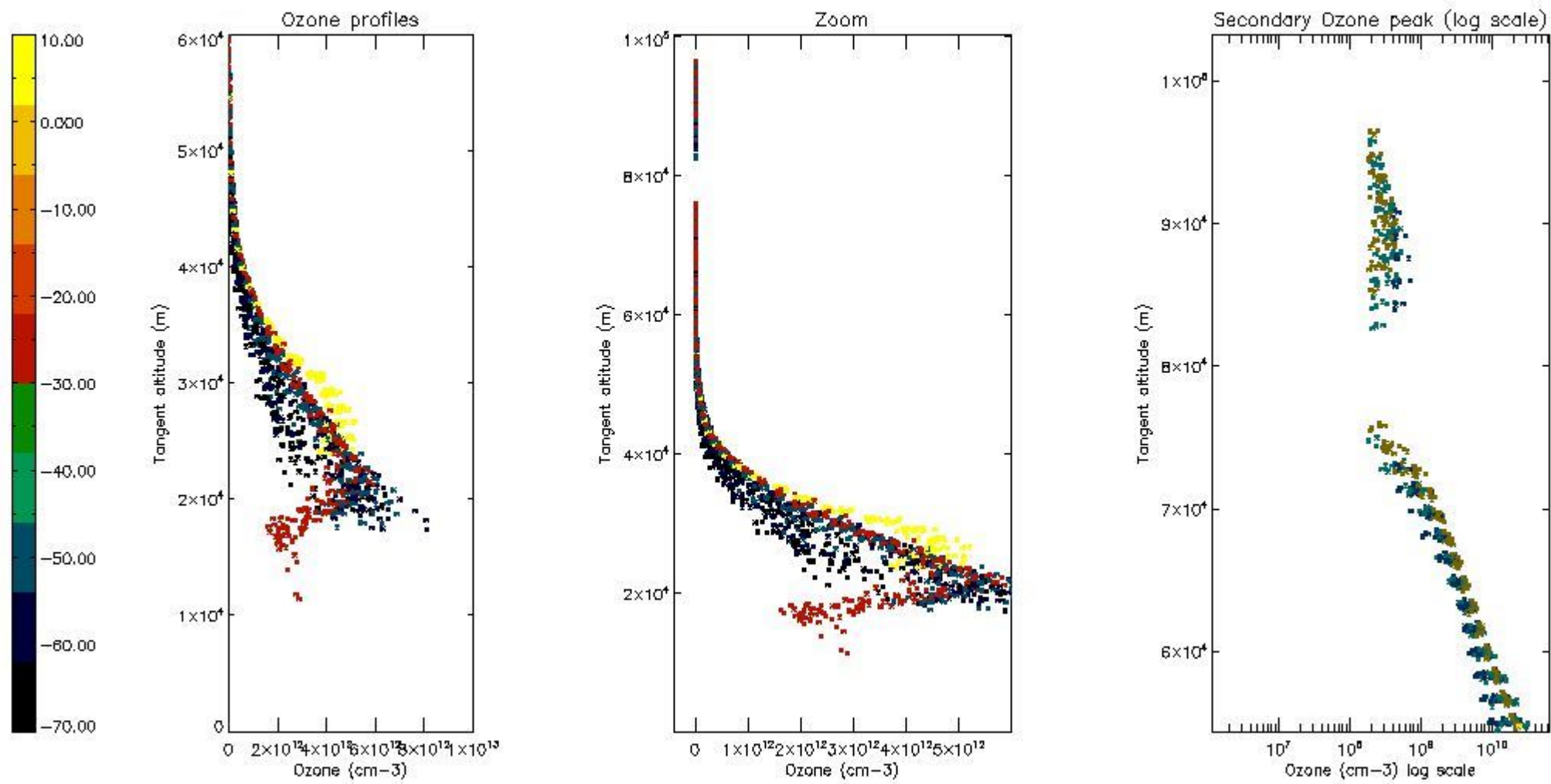
The colorbar represents the latitude.





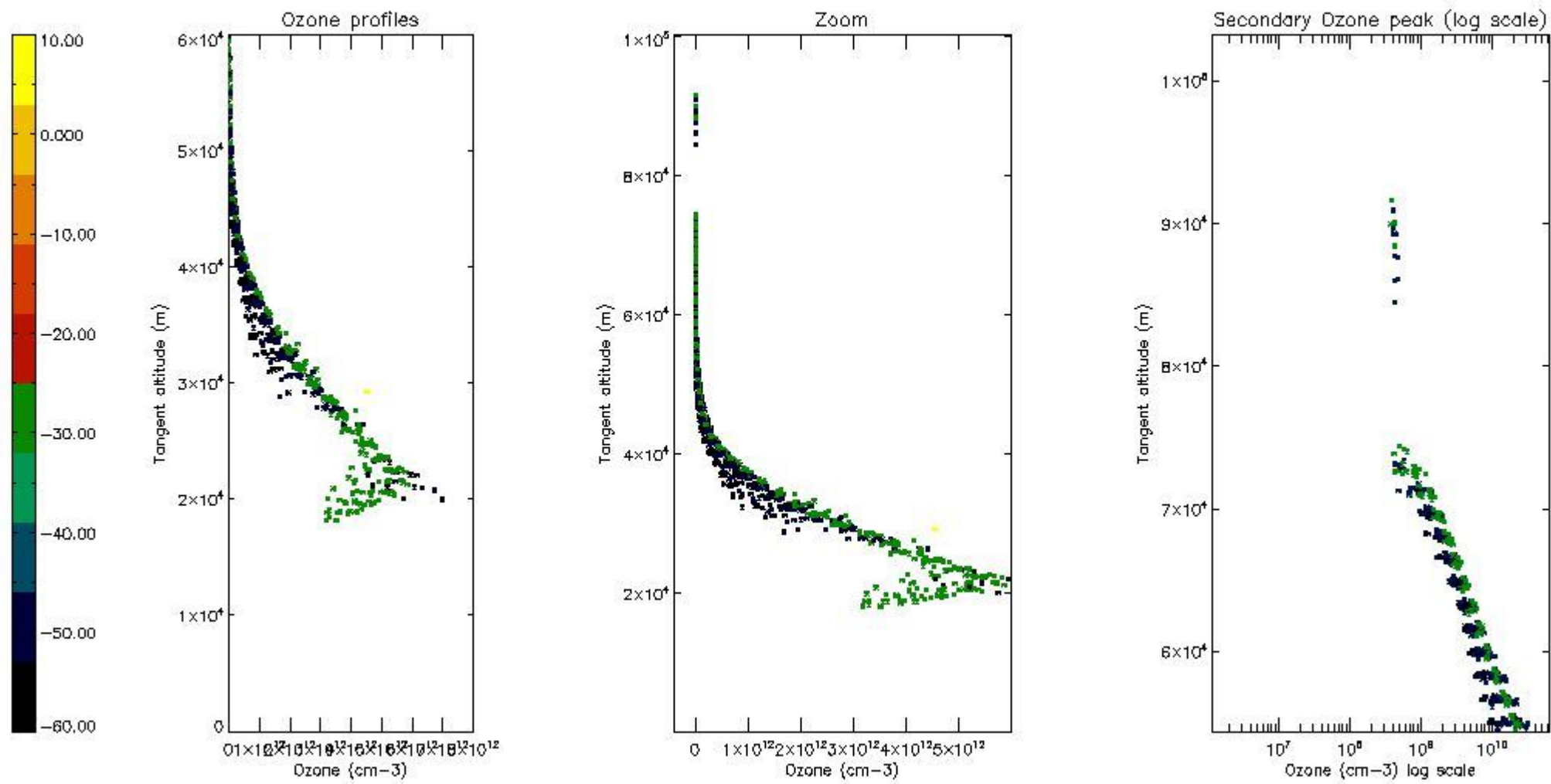
*5.4 Plot ozone profiles where STD < 10% (dark without errors)*

The colorbar represents the latitude.



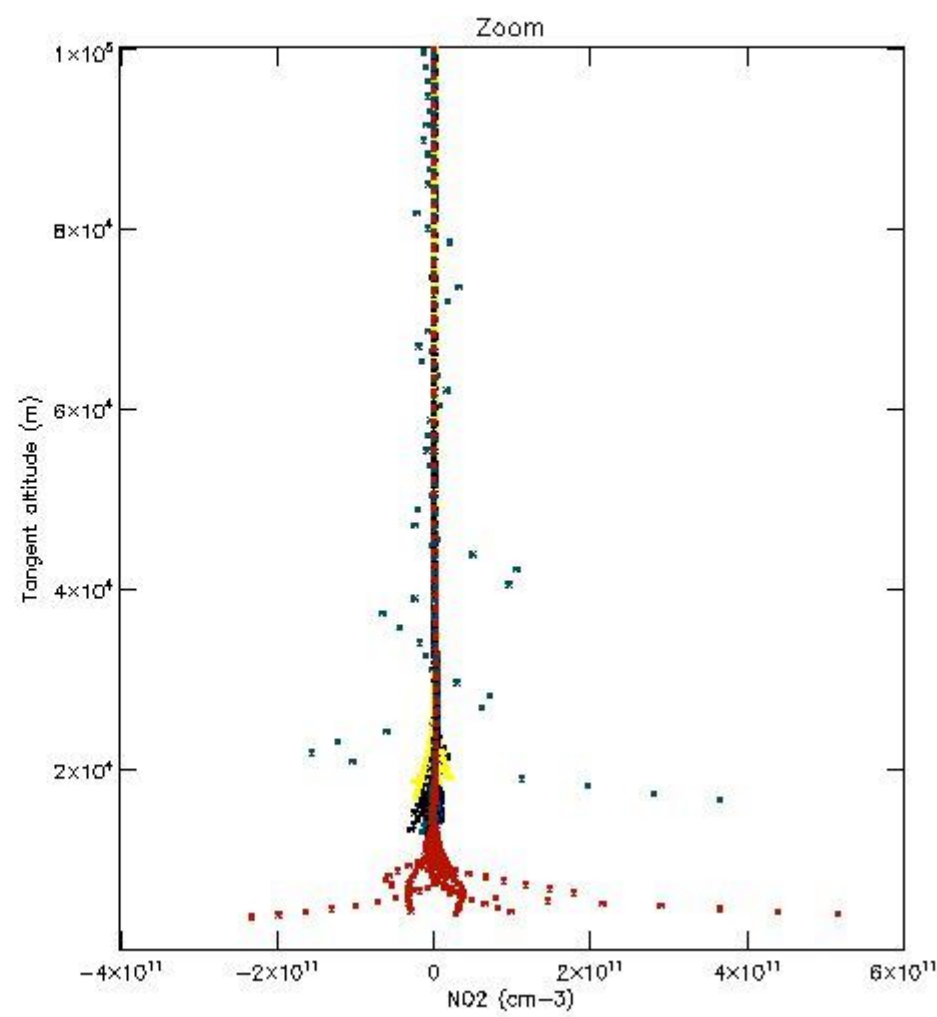
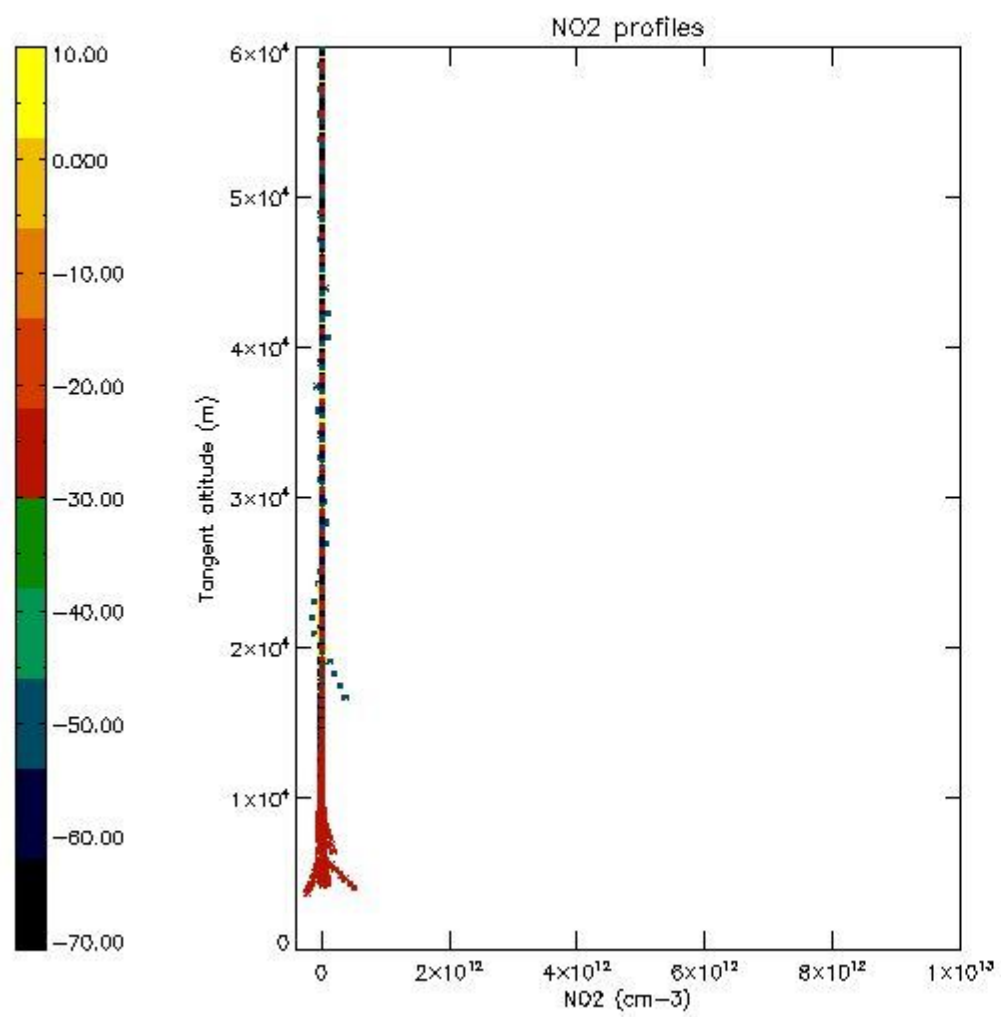
*5.5 Plot ozone profiles where STD < 5% (dark without errors)*

The colorbar represents the latitude.



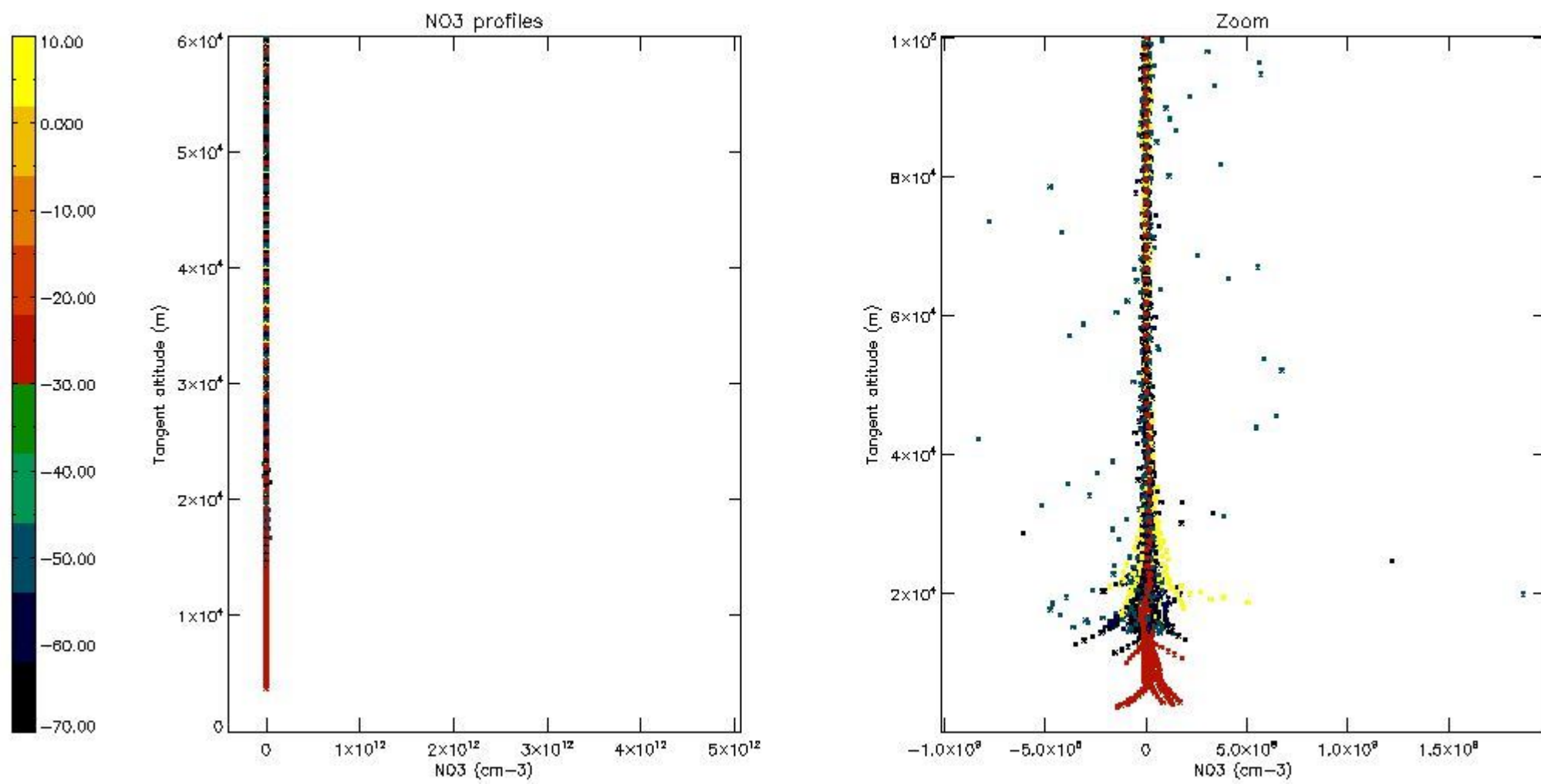
*5.6 Plot NO<sub>2</sub> profiles for all STD (dark without errors)*

The colorbar represents the latitude.



*5.7 Plot NO3 profiles for all STD (dark without errors)*

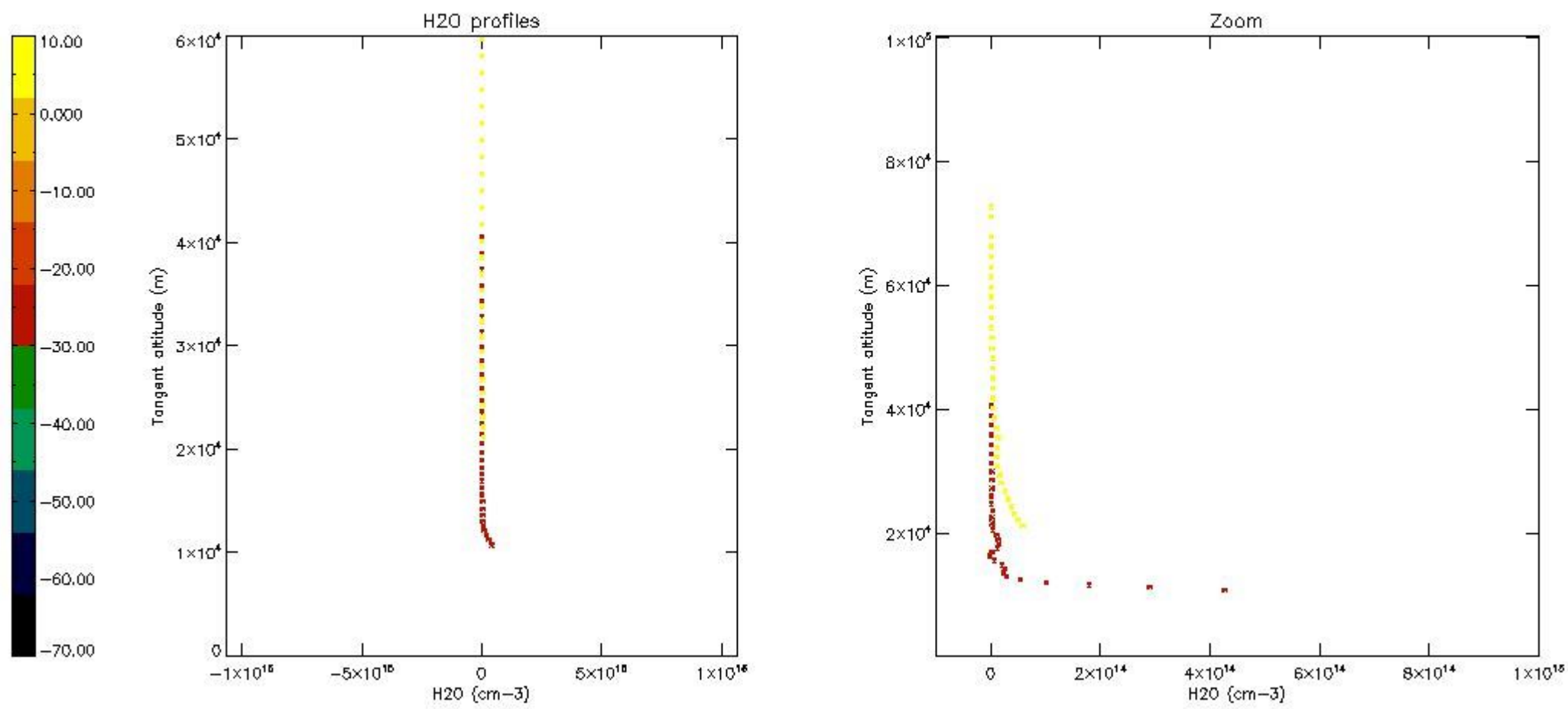
The colorbar represents the latitude.



5.8 Plot H2O profiles for all STD (only for occultations of stars 1,2,3,4,13,14,16,26,63 dark without errors)

The colorbar represents the latitude.

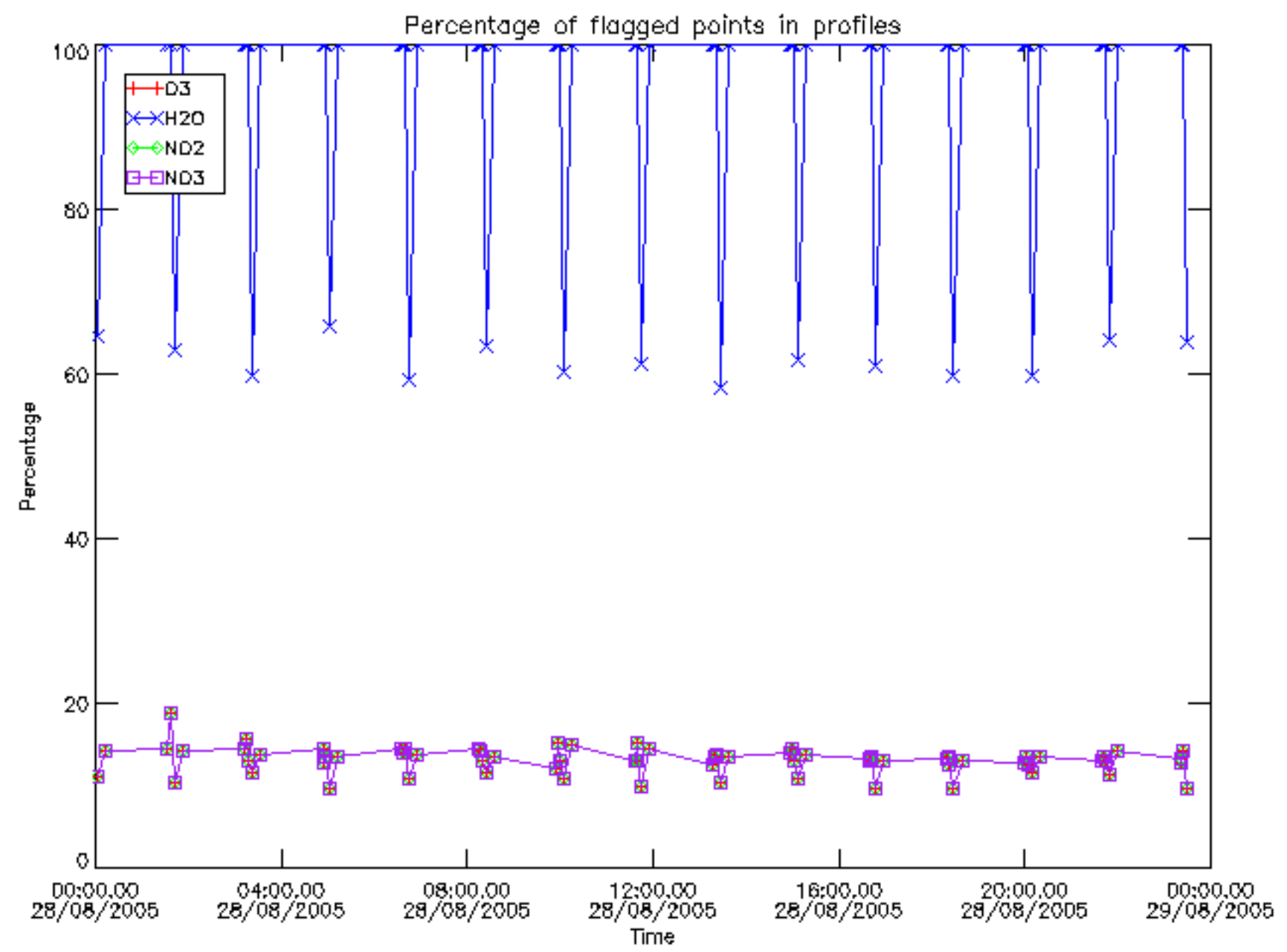




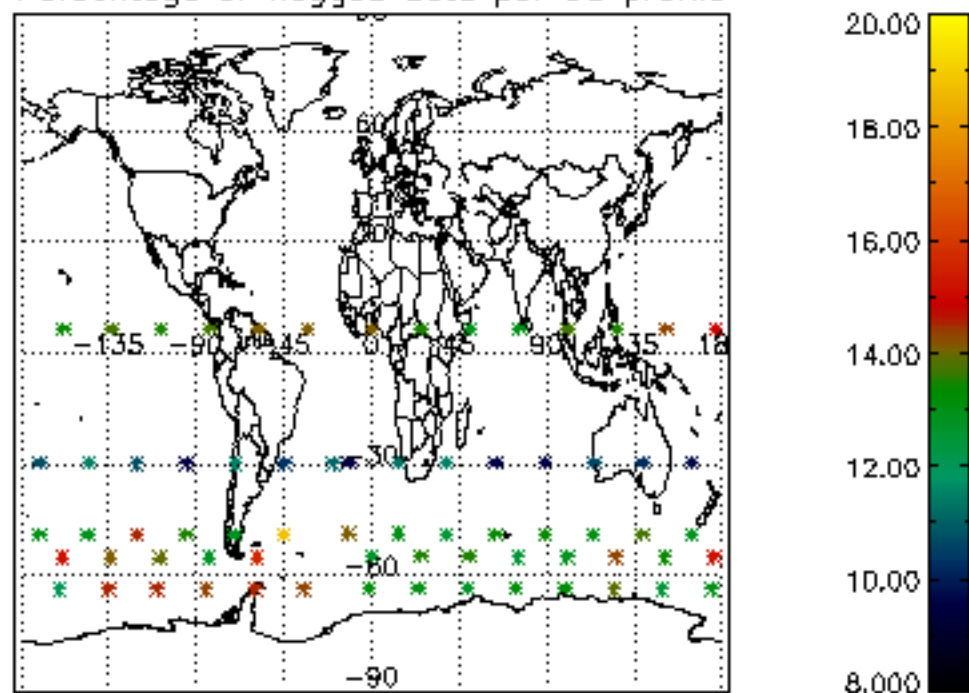
## 6. Auxiliary Data Files used for the production reported in section 2

The number reported in the third column indicates since which file (see list in section 2) the corresponding auxiliary file has been used. The fourth column is the date of those product files.

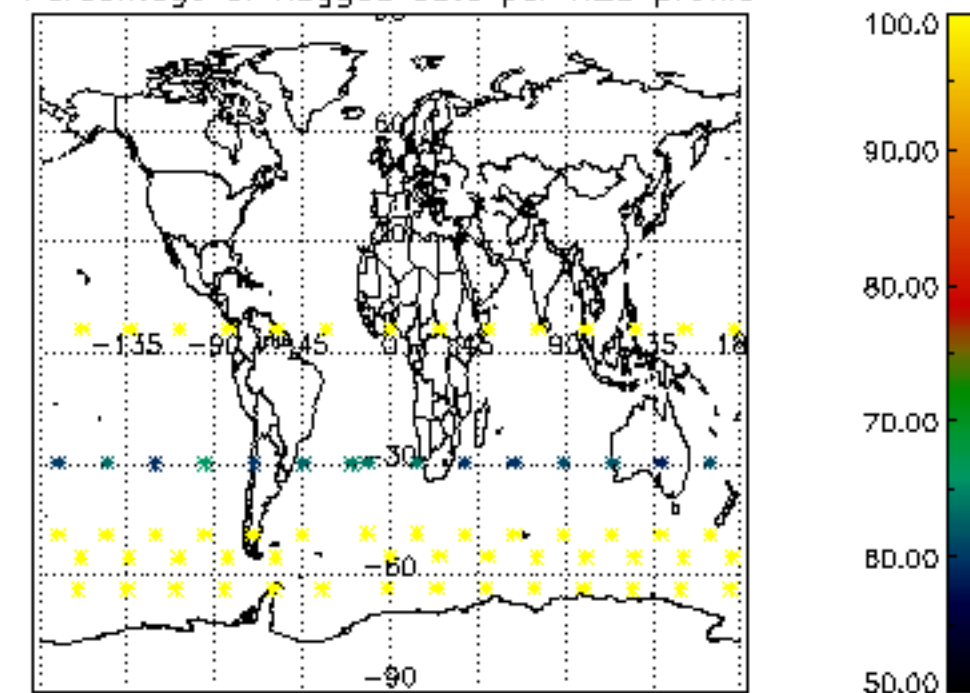
| Type                      | Auxiliary Filename  | Used since product | Used since product date |
|---------------------------|---|--------------------|-------------------------|
| INST_PHYS_CHARACTERISTICS | GOM_INS_AXVIEC20091111_143220_20030716_120000_20500101_000000 | 1                  | 28-AUG-2005 00:01:20    |
| LEVEL-2_PROC_CONFIG       | GOM_PR2_AXVIEC20091111_152718_20020301_000000_20500101_000000 | 1                  | 28-AUG-2005 00:01:20    |
| CROSS_SECTIONS_FILE       | GOM_CRS_AXVIEC20091111_154832_20020301_000000_20500101_000000 | 1                  | 28-AUG-2005 00:01:20    |



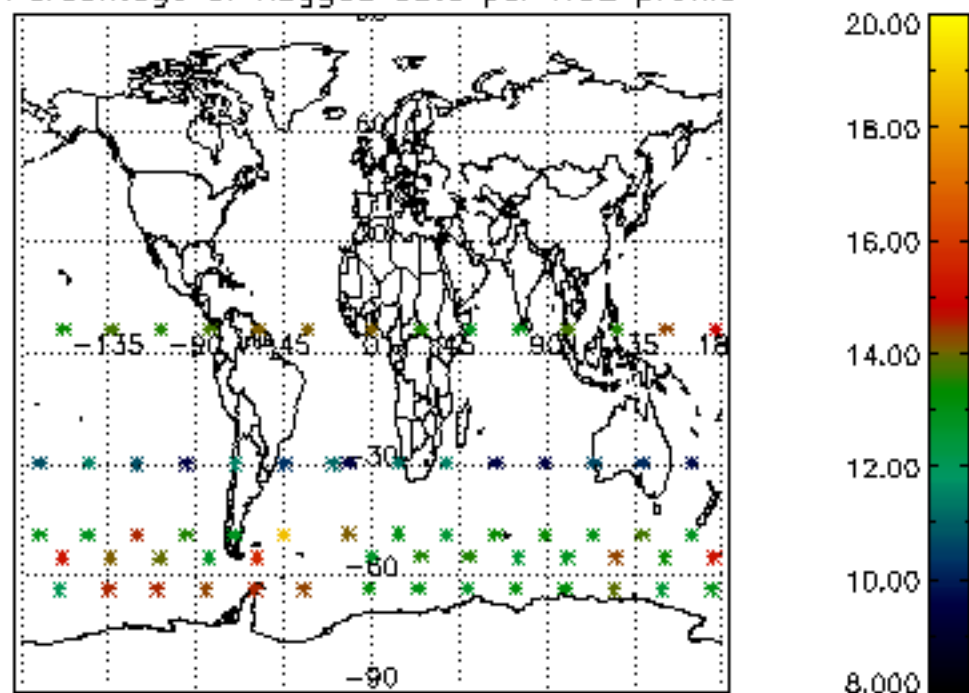
Percentage of flagged data per D3 profile



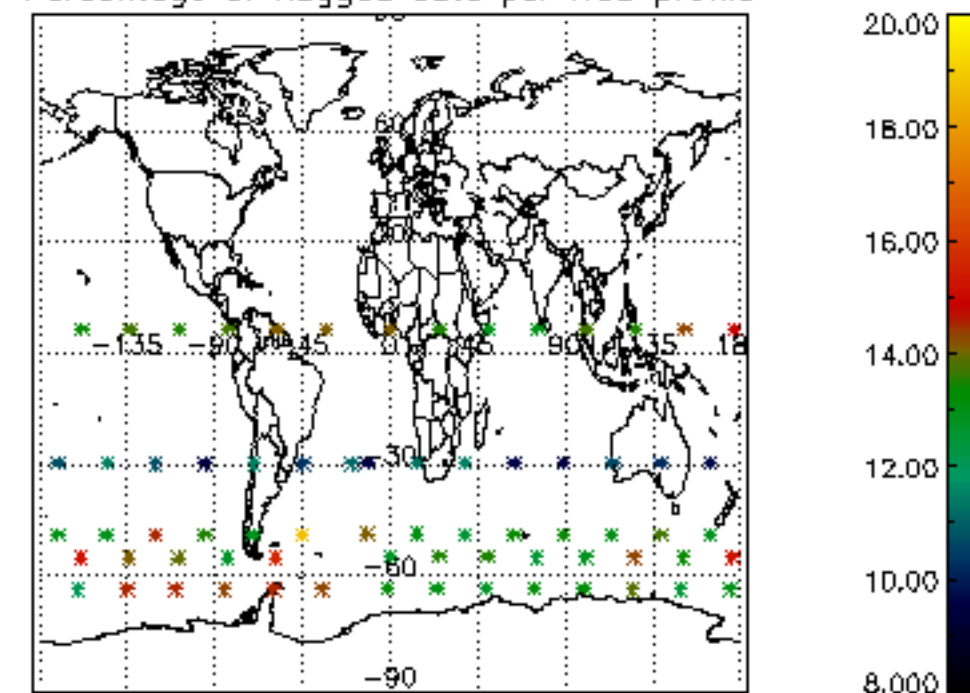
Percentage of flagged data per H2O profile

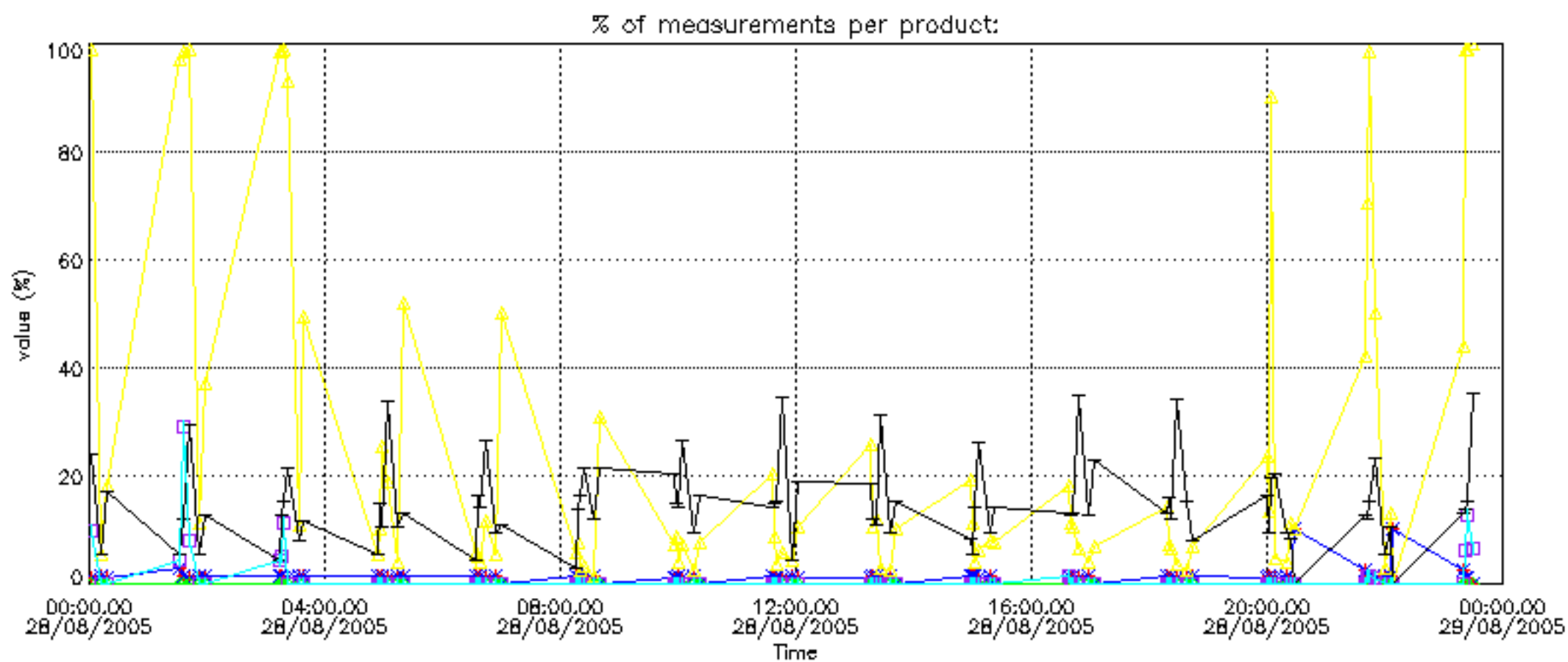


Percentage of flagged data per NO2 profile

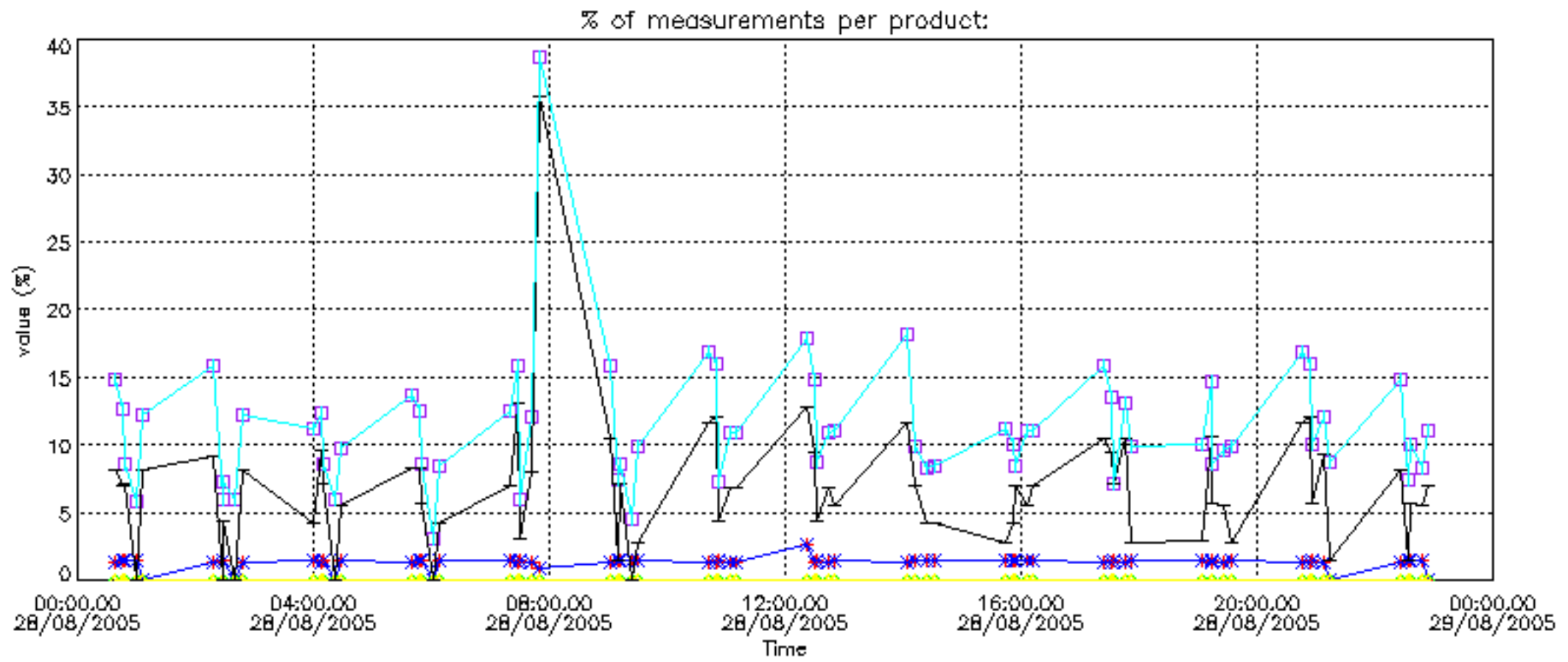


Percentage of flagged data per NO3 profile

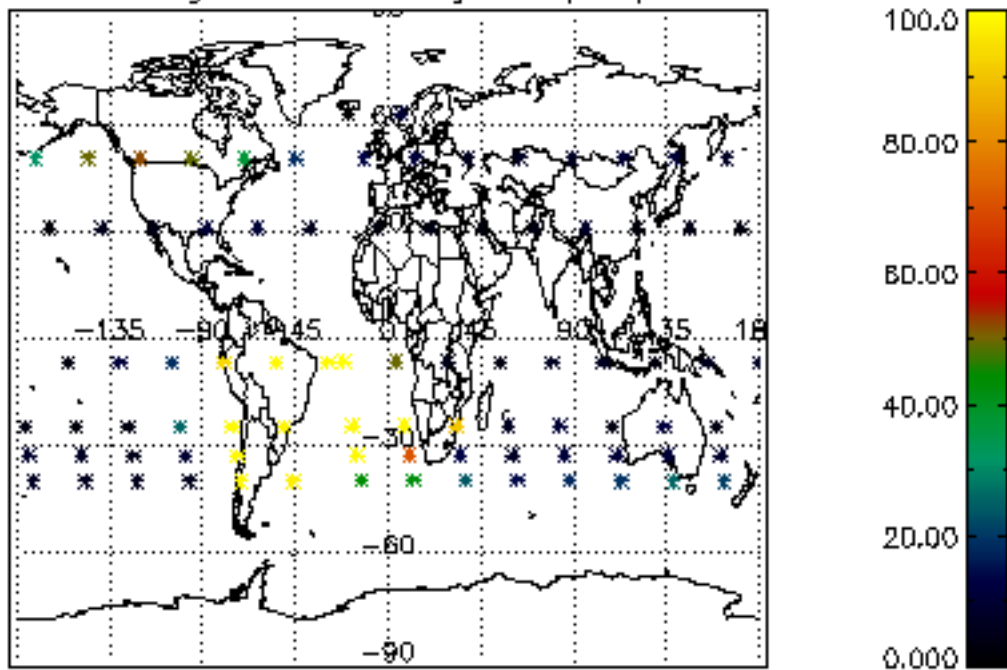




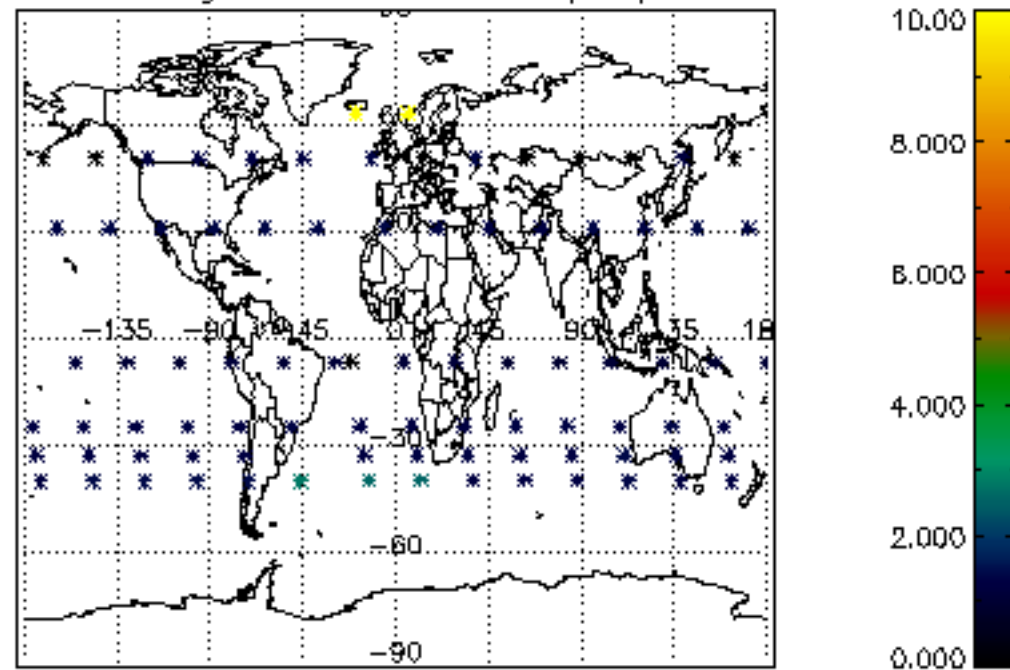




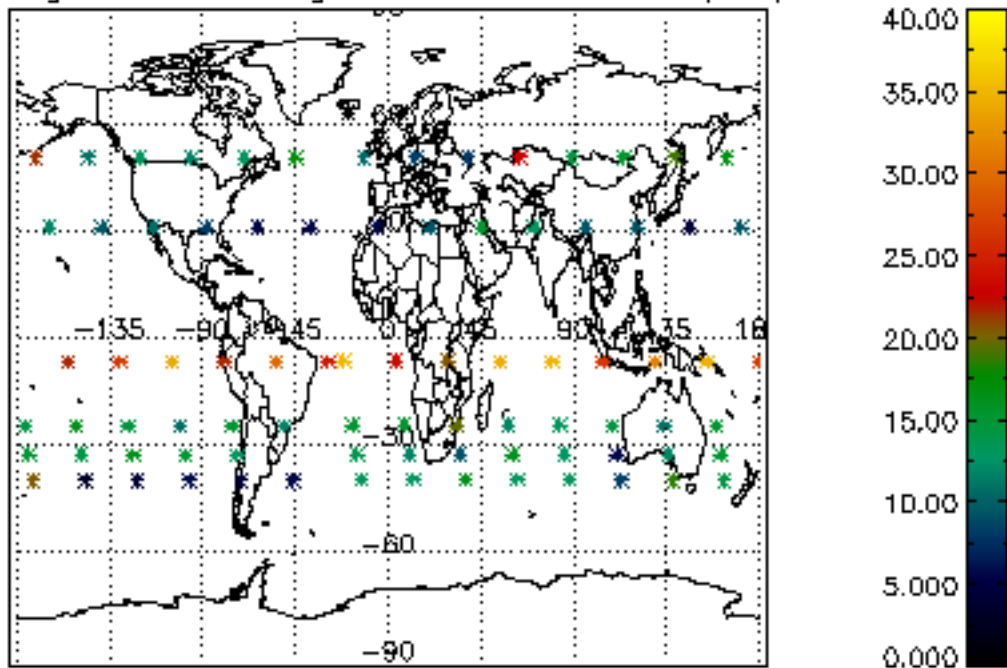
Percentage of cosmic ray hits per profile



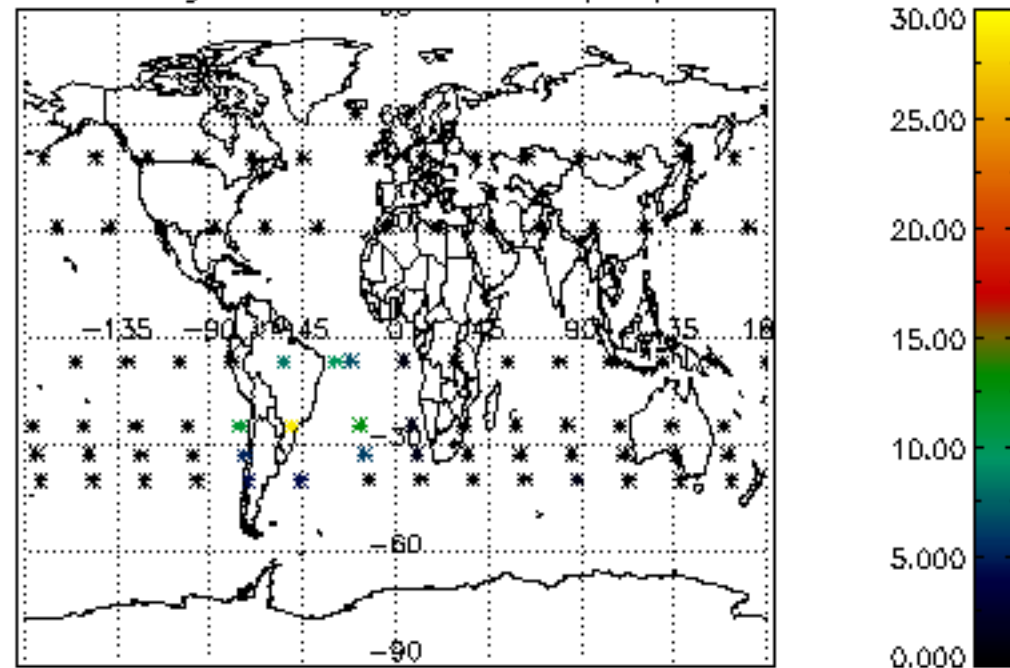
Percentage of datation errors per profile



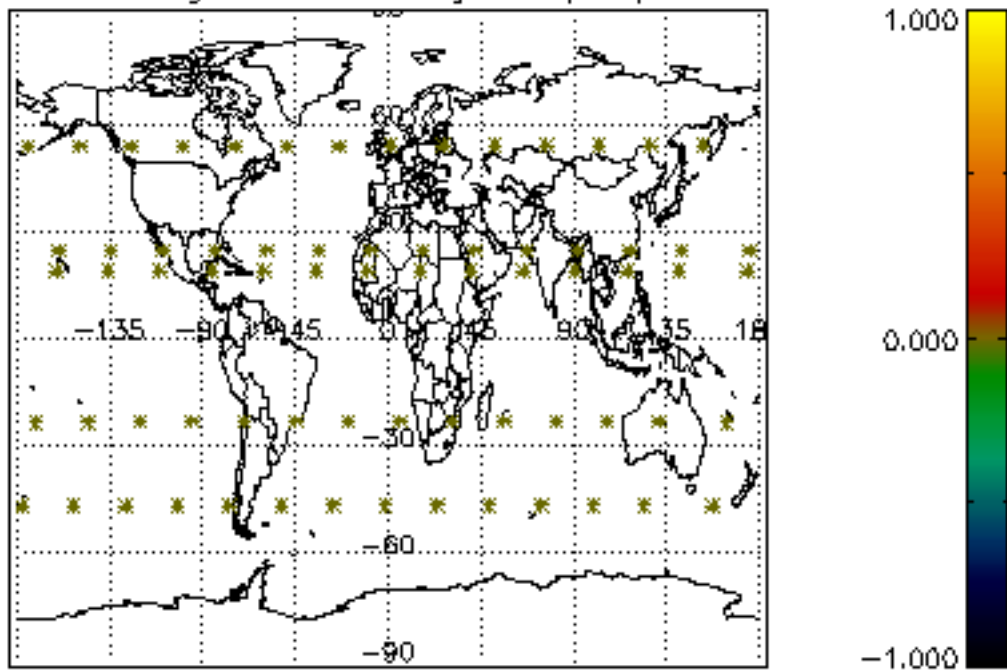
Percentage of star falling outside central band per profile



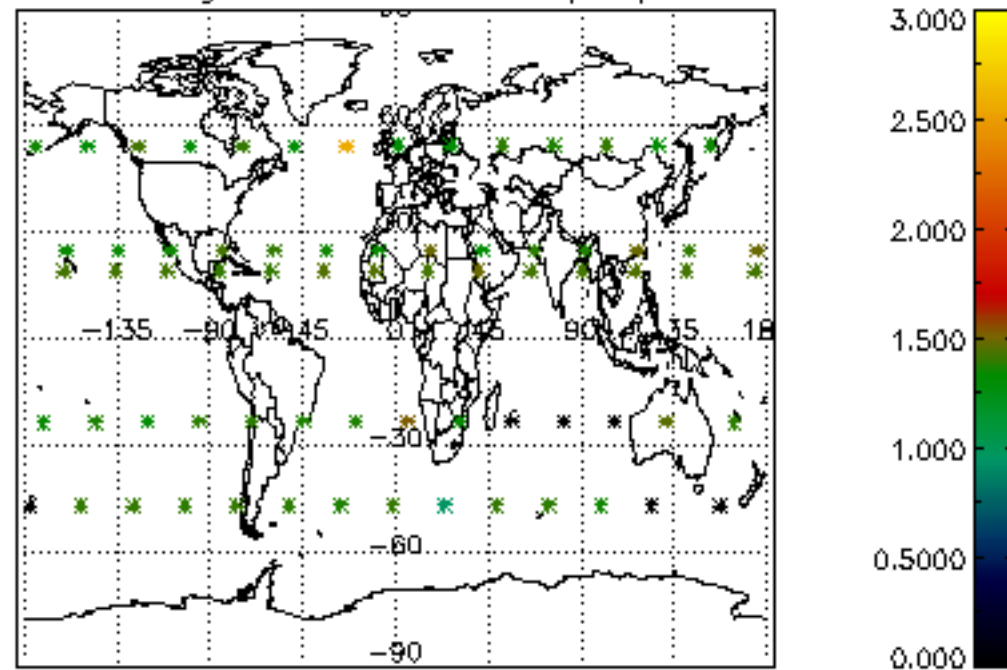
Percentage of saturation errors per profile



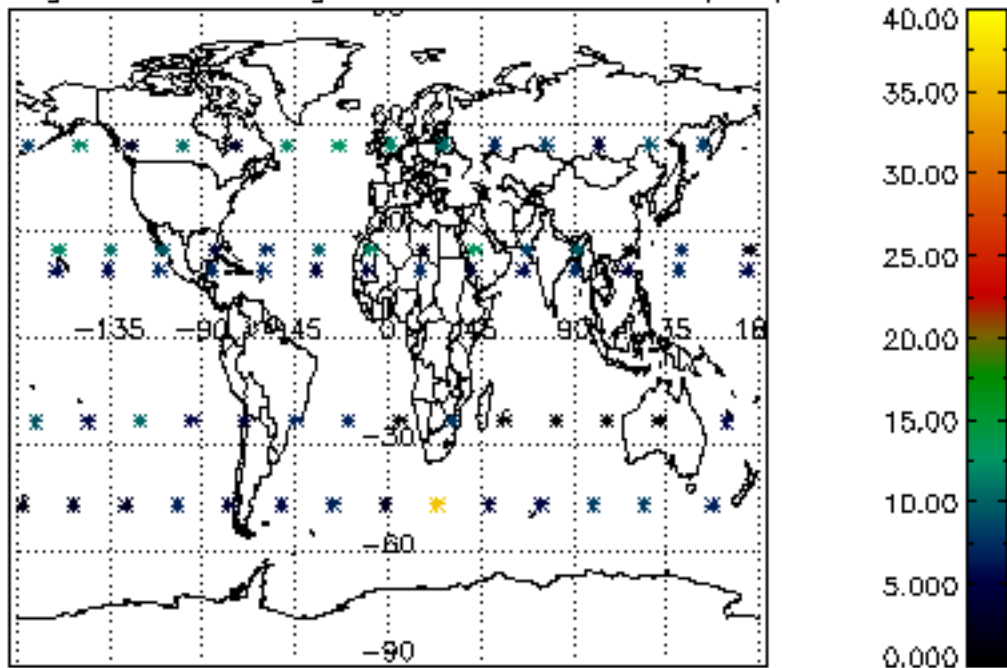
Percentage of cosmic ray hits per profile



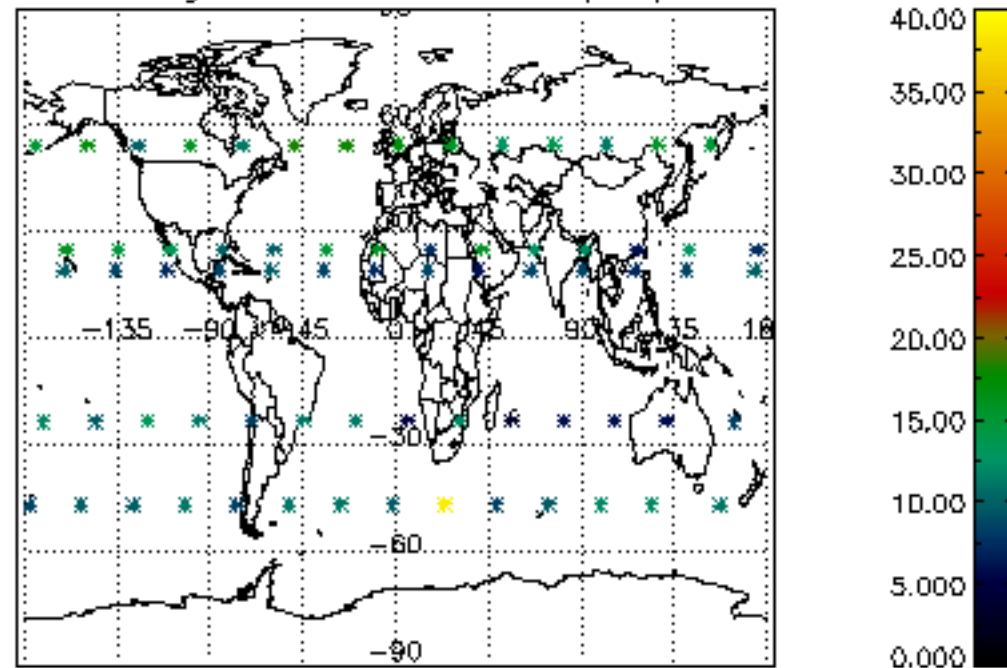
Percentage of datation errors per profile

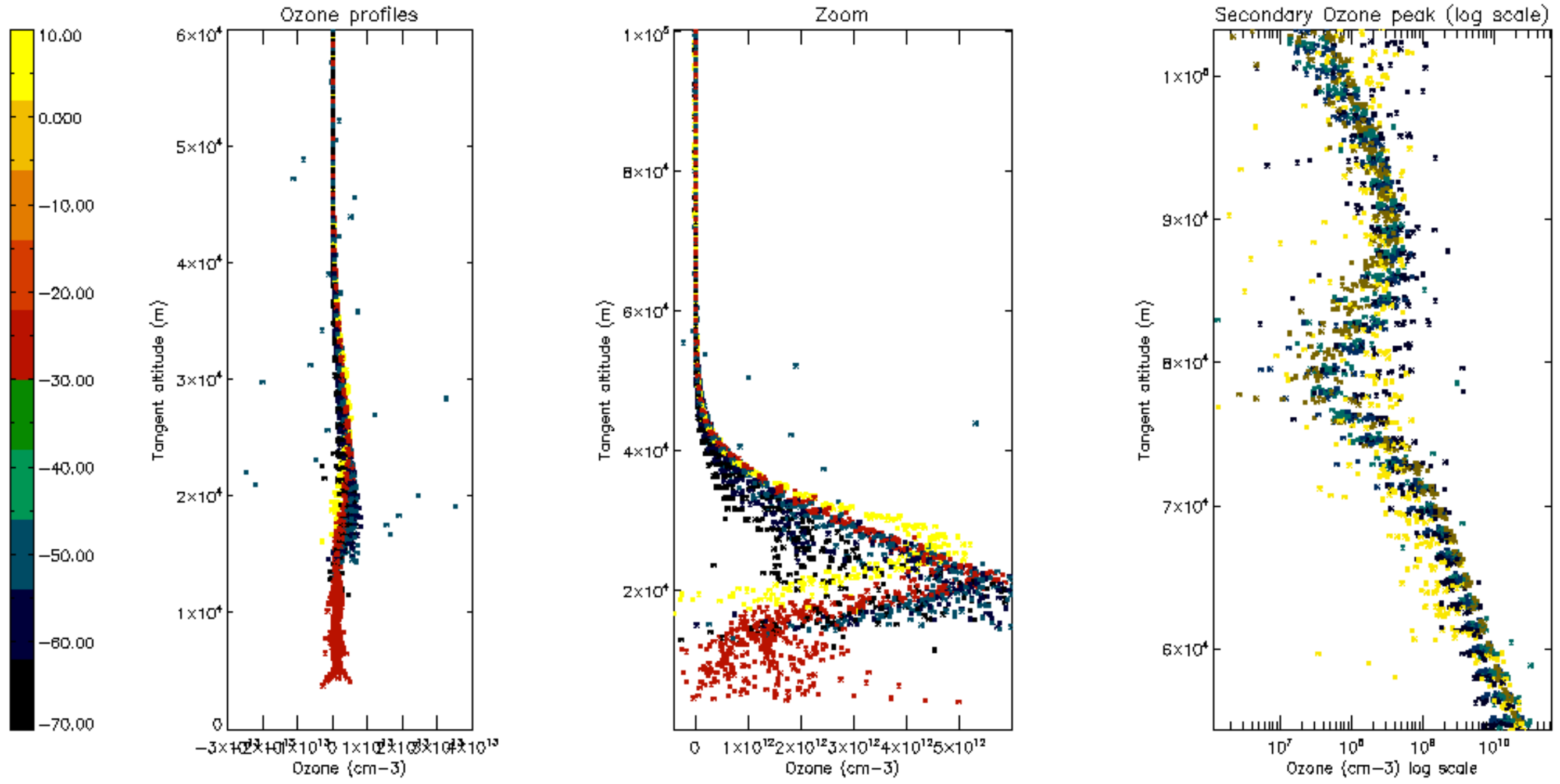


Percentage of star falling outside central band per profile

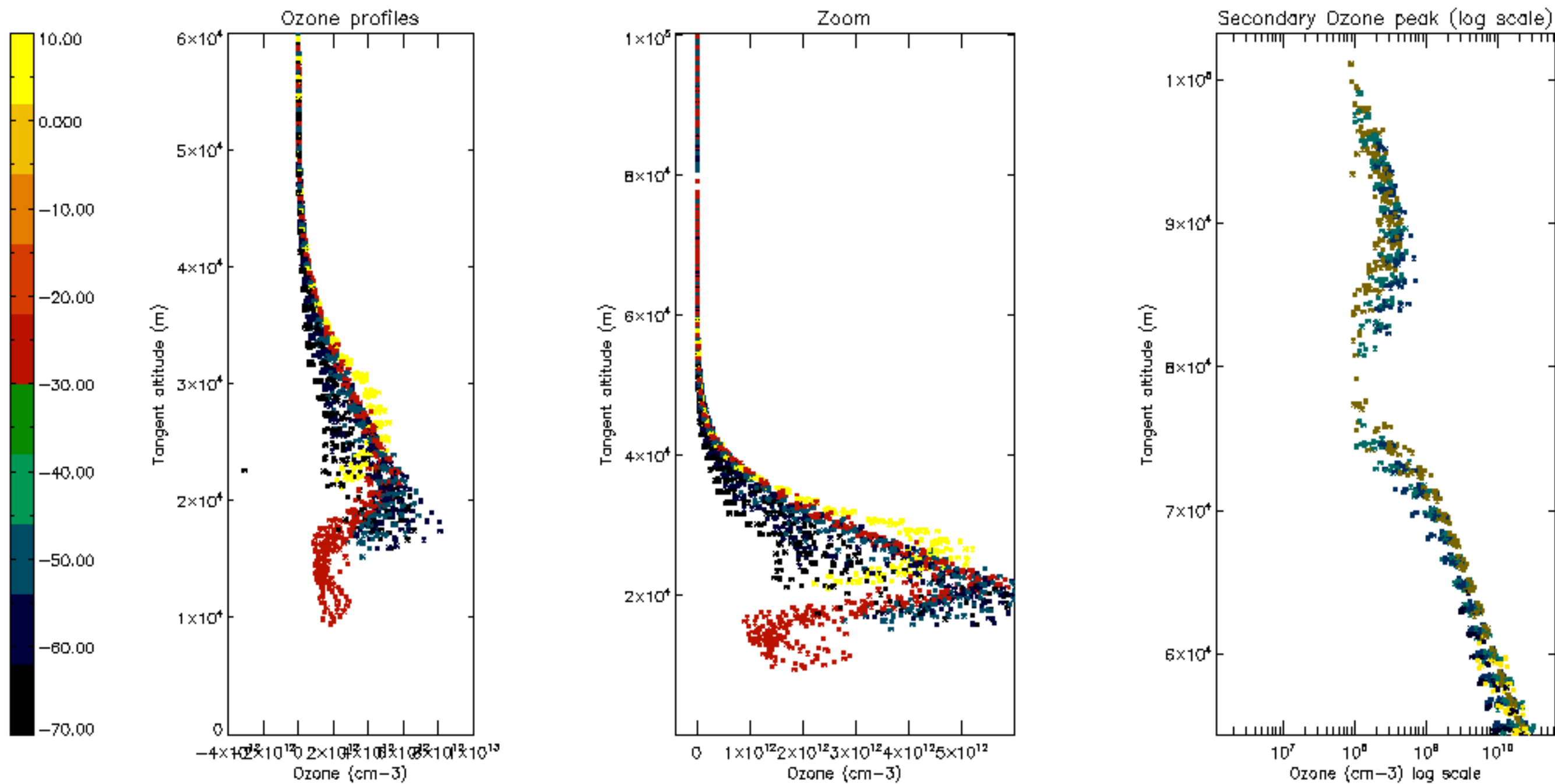


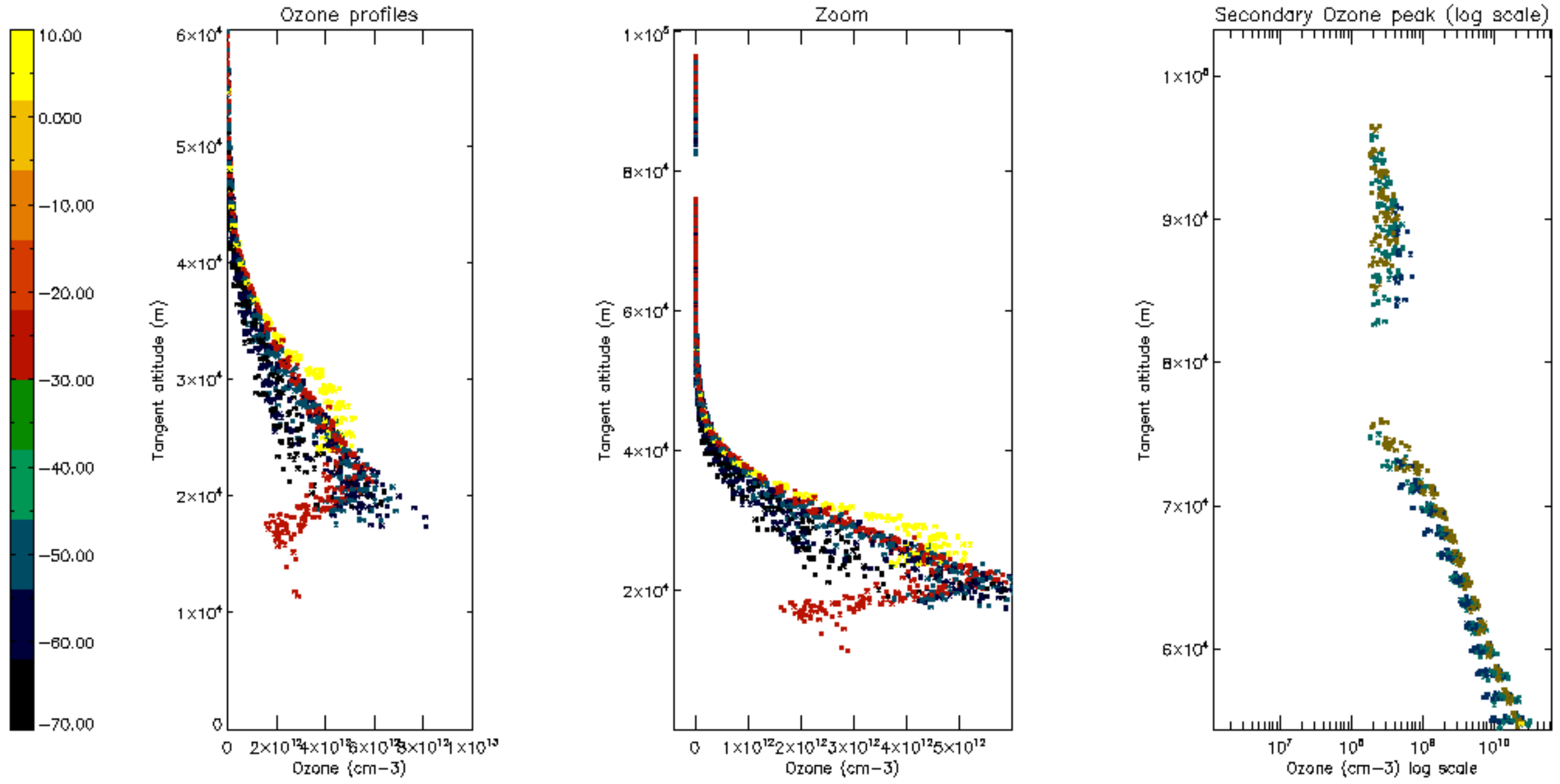
Percentage of saturation errors per profile

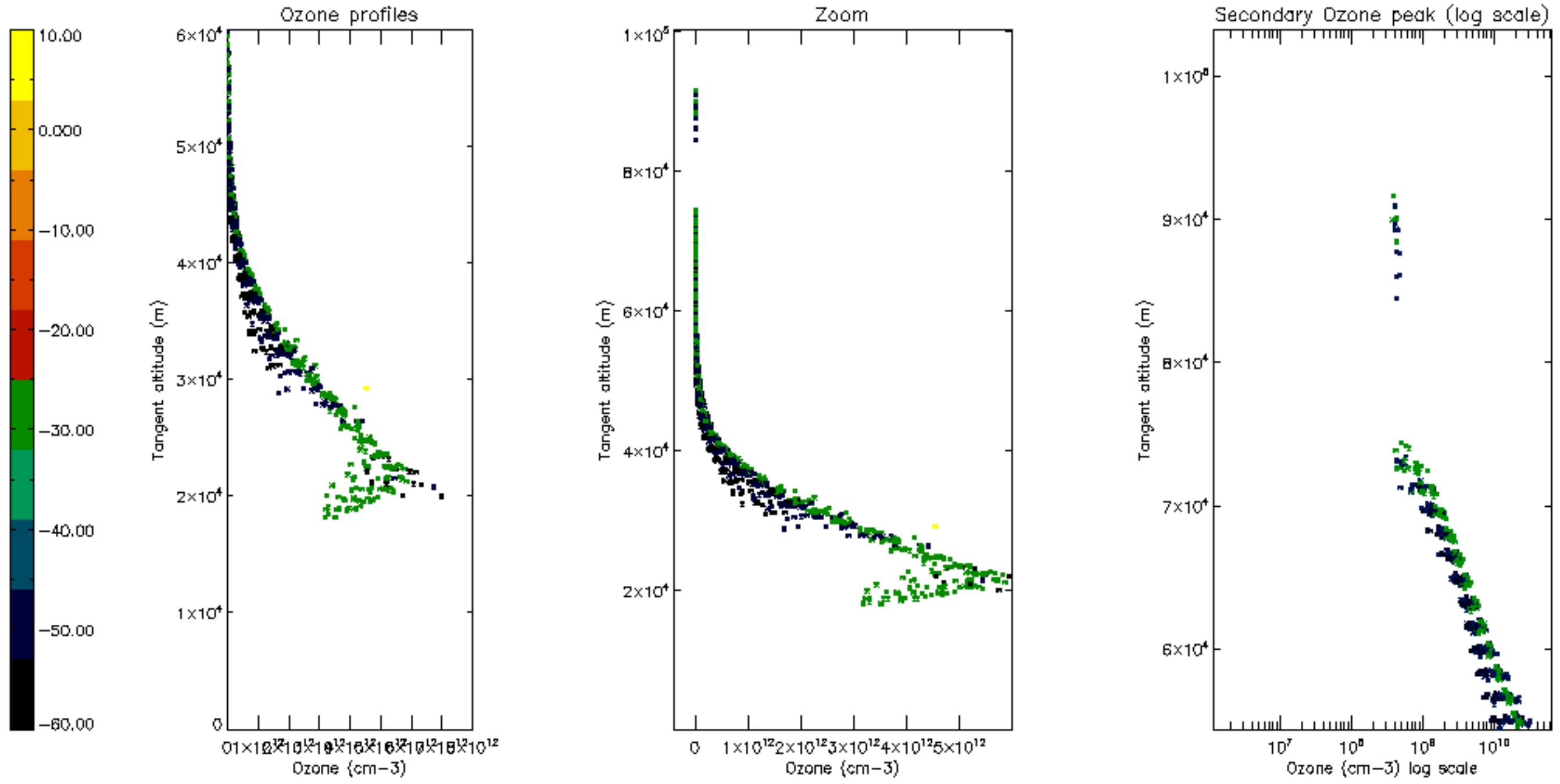




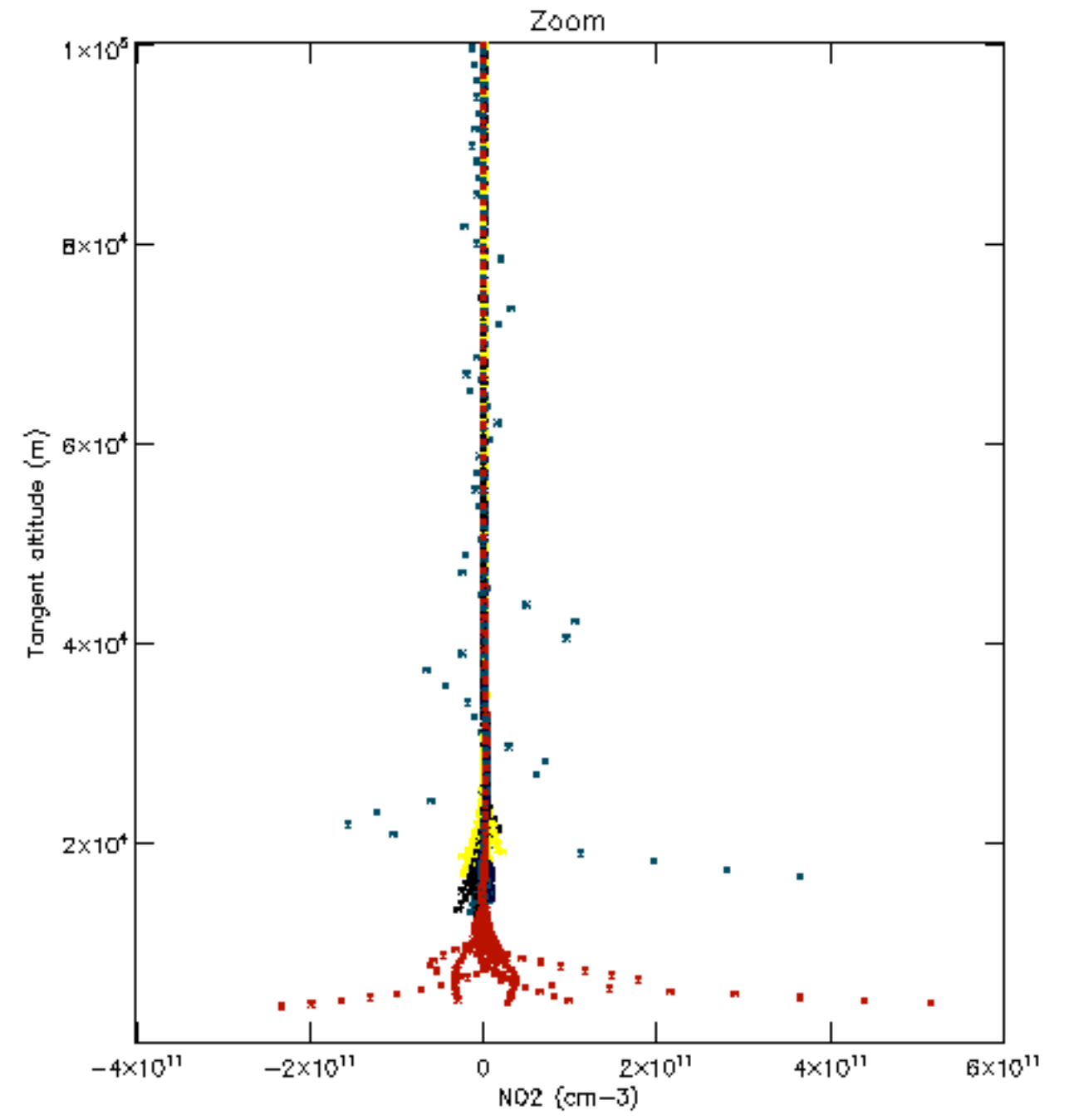
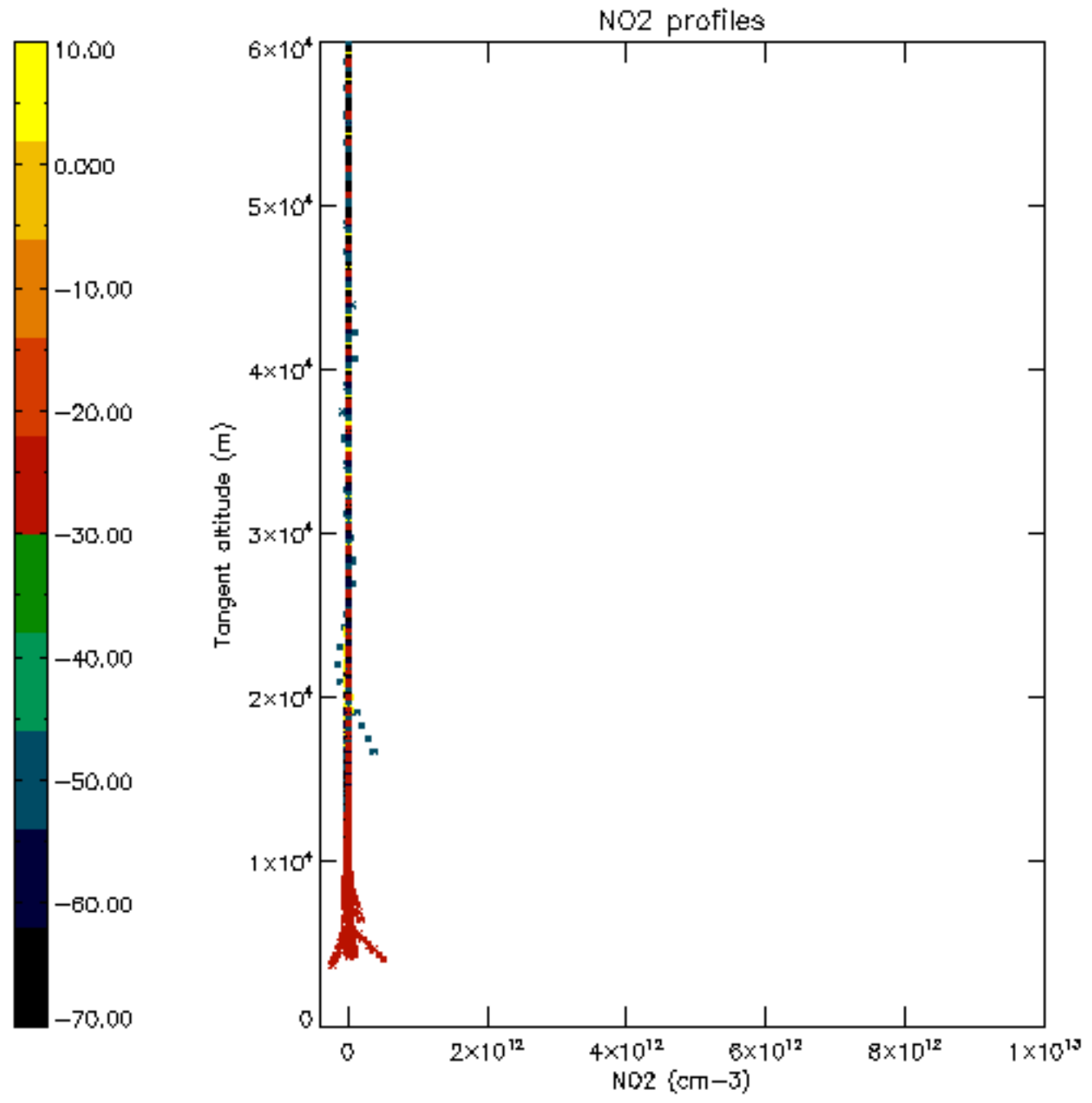


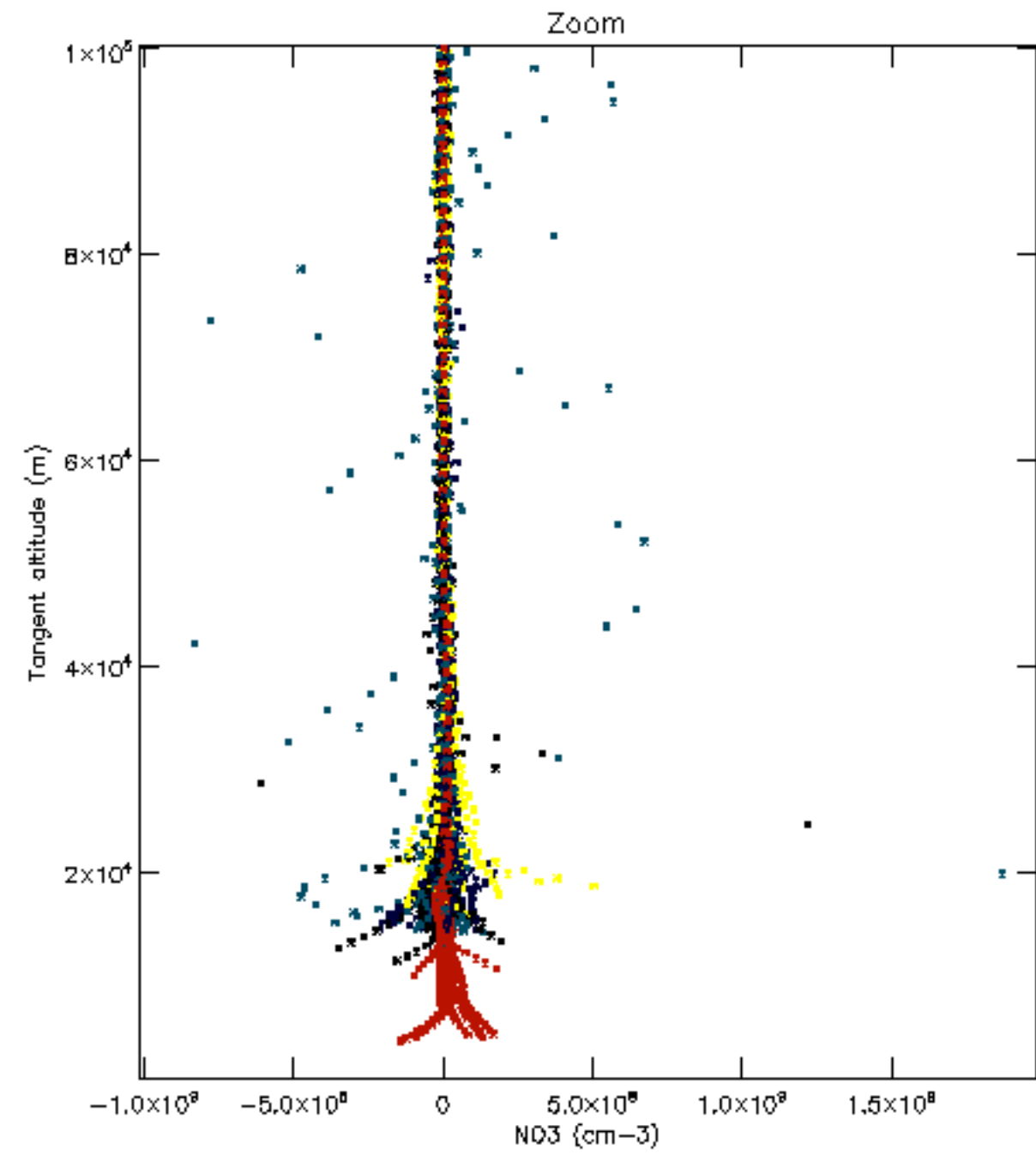
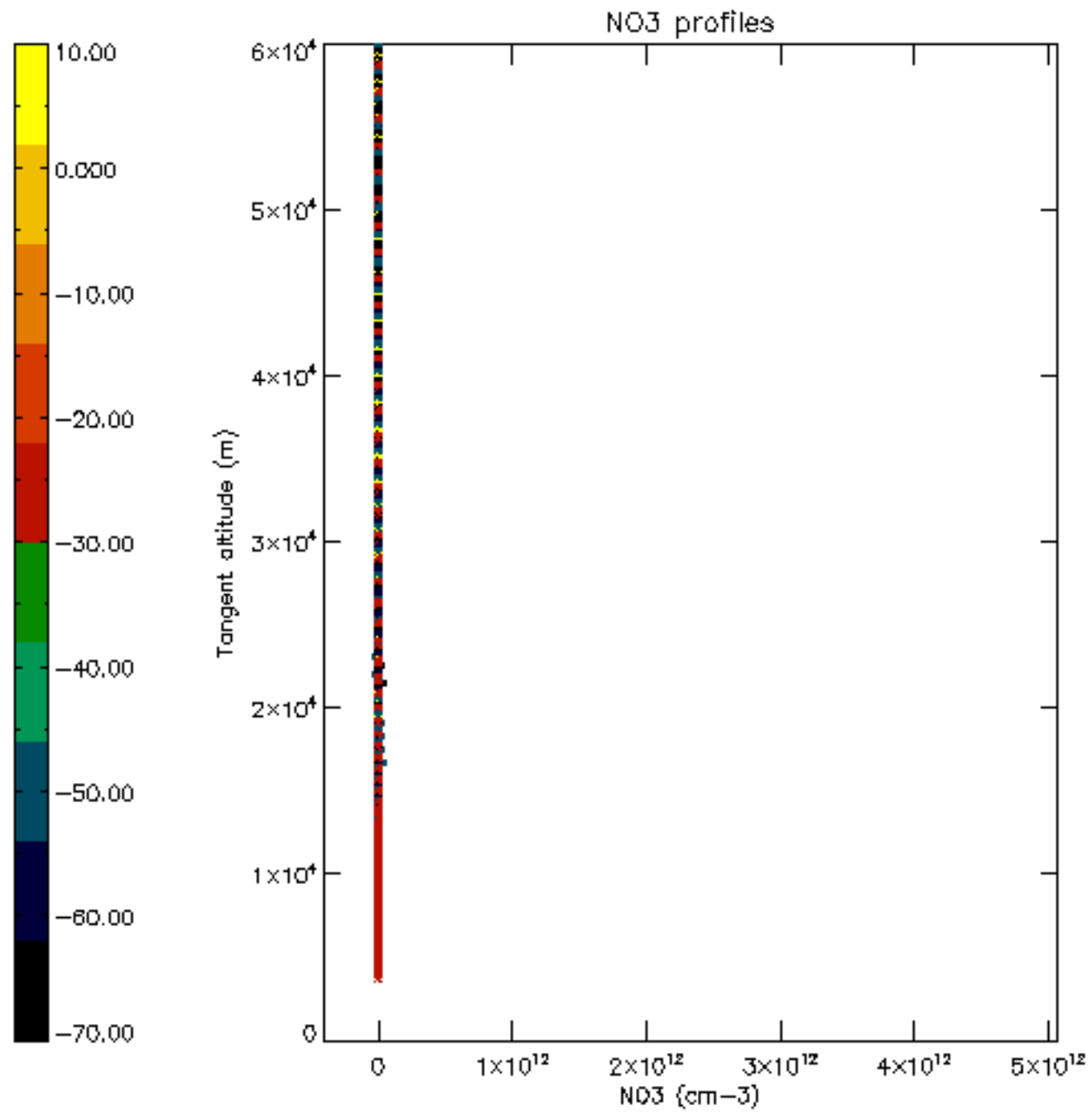


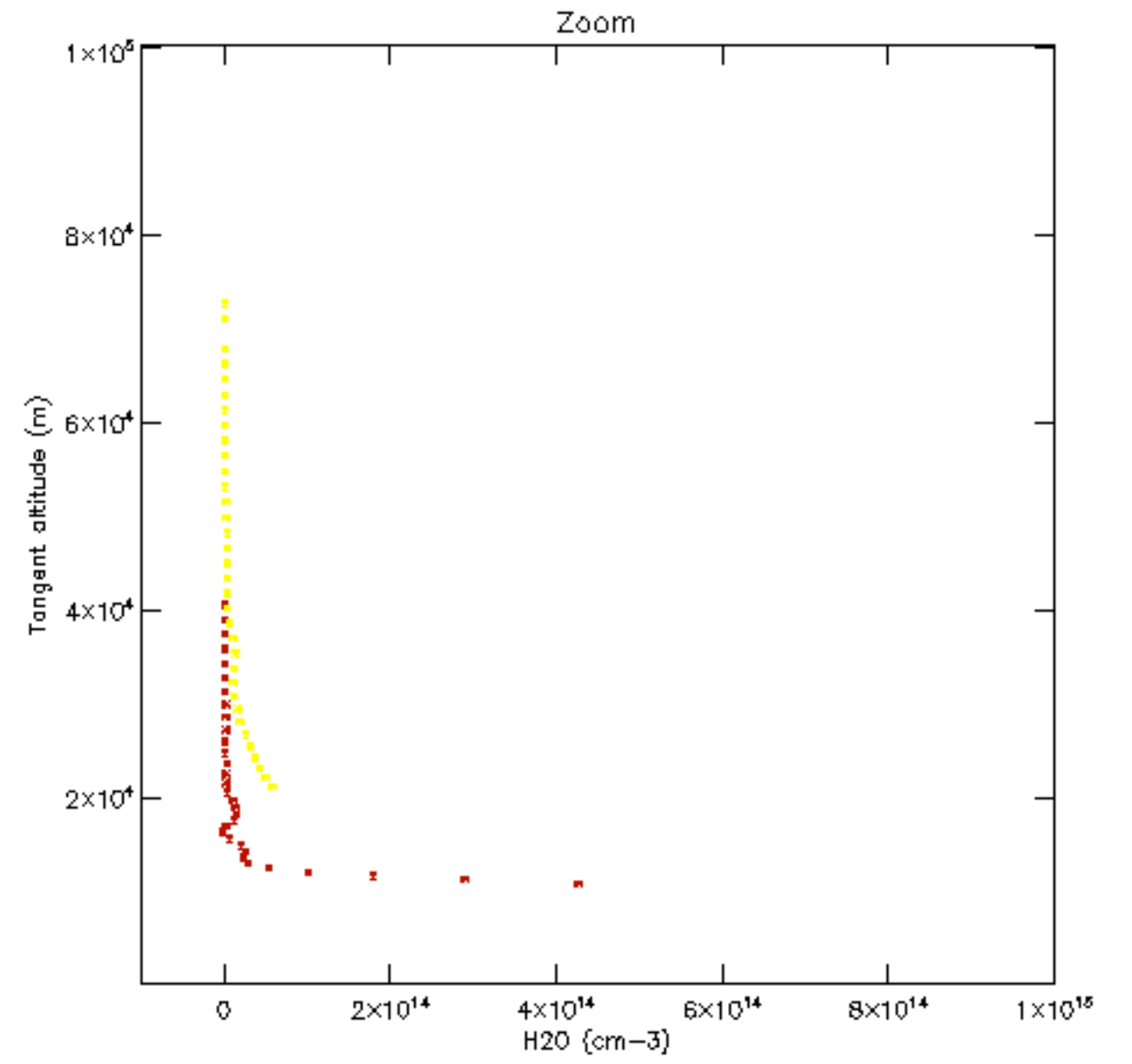
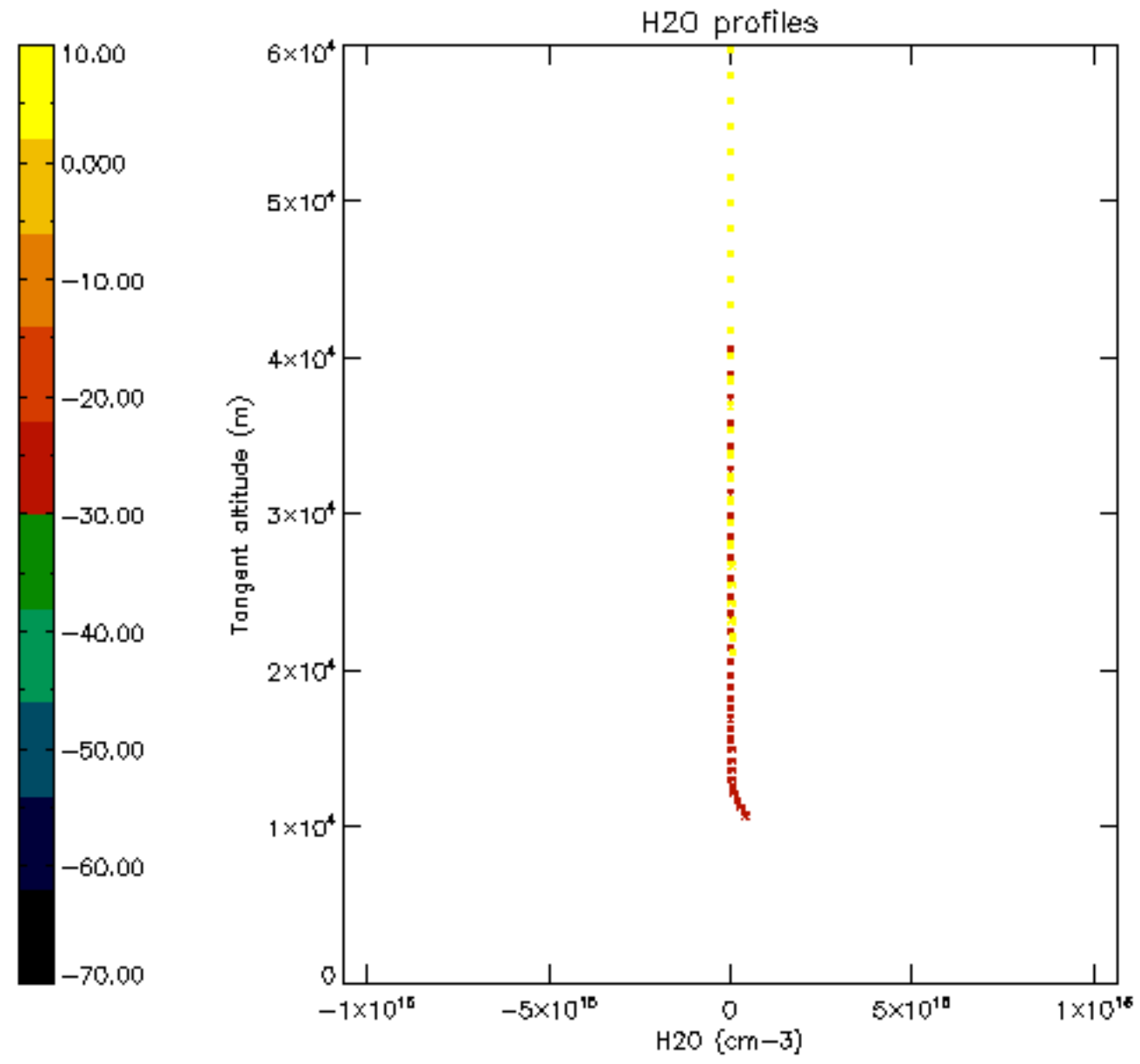


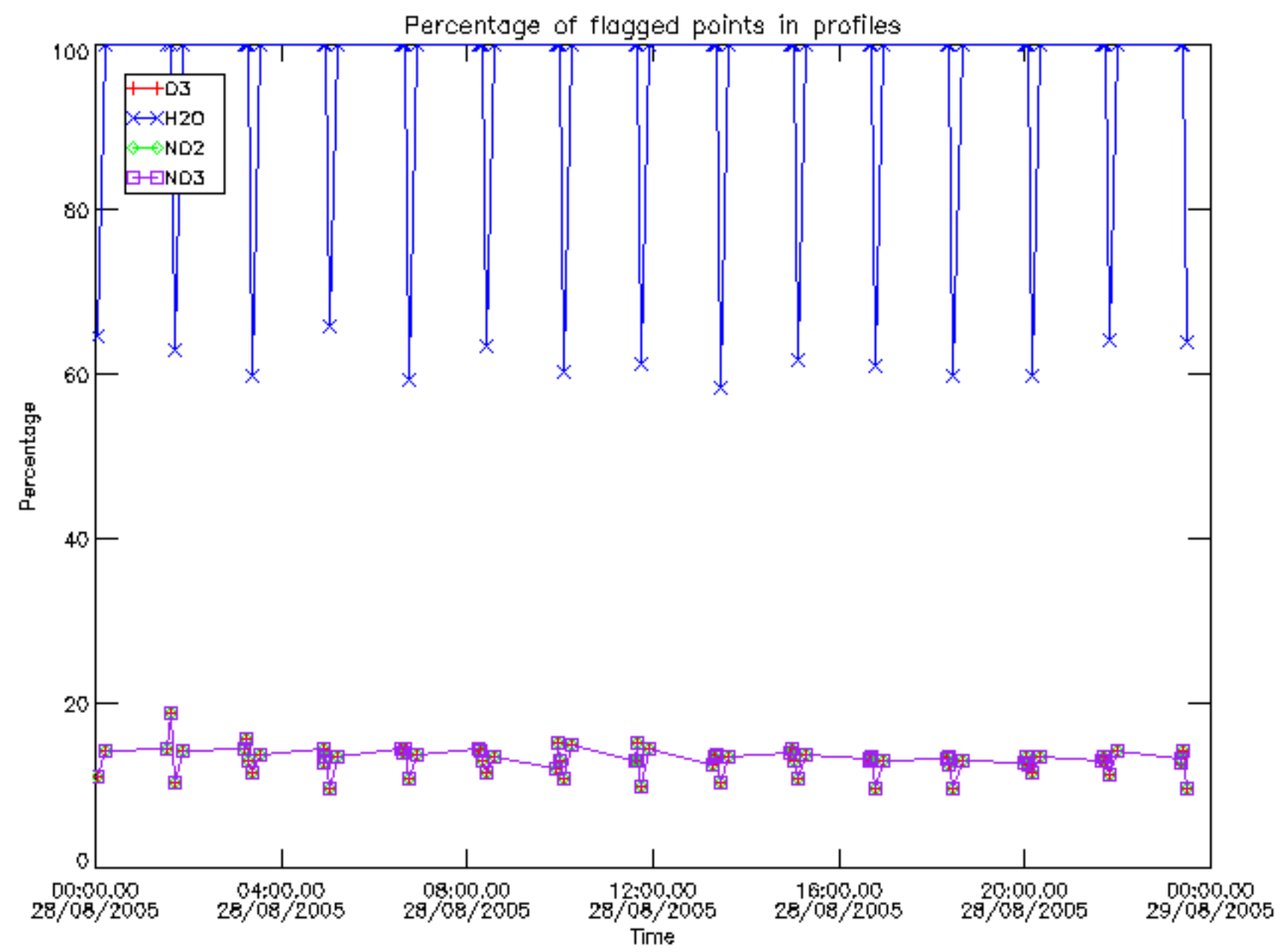






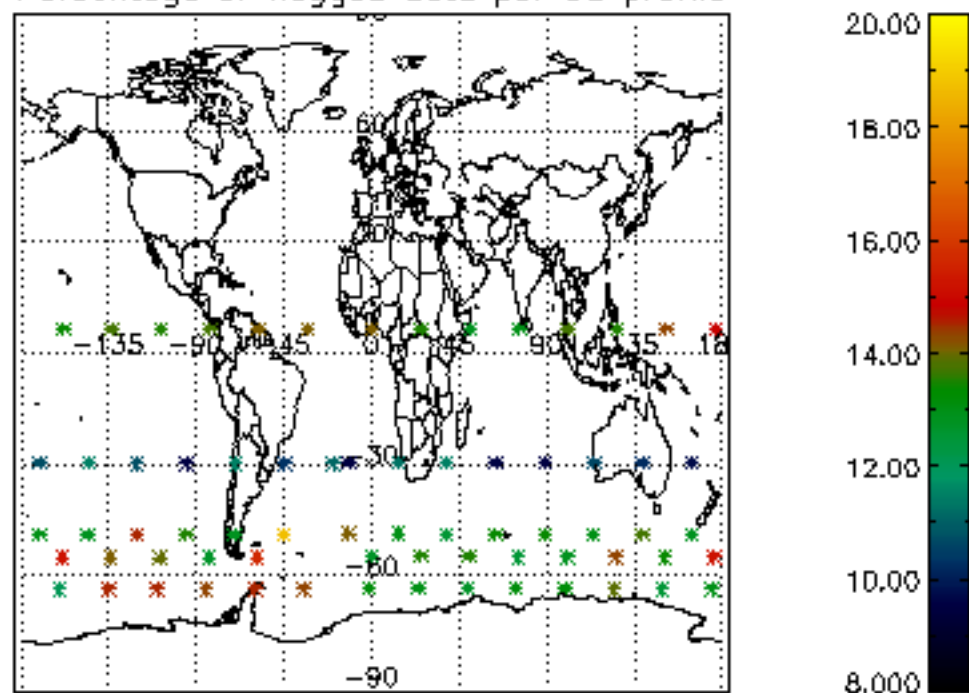




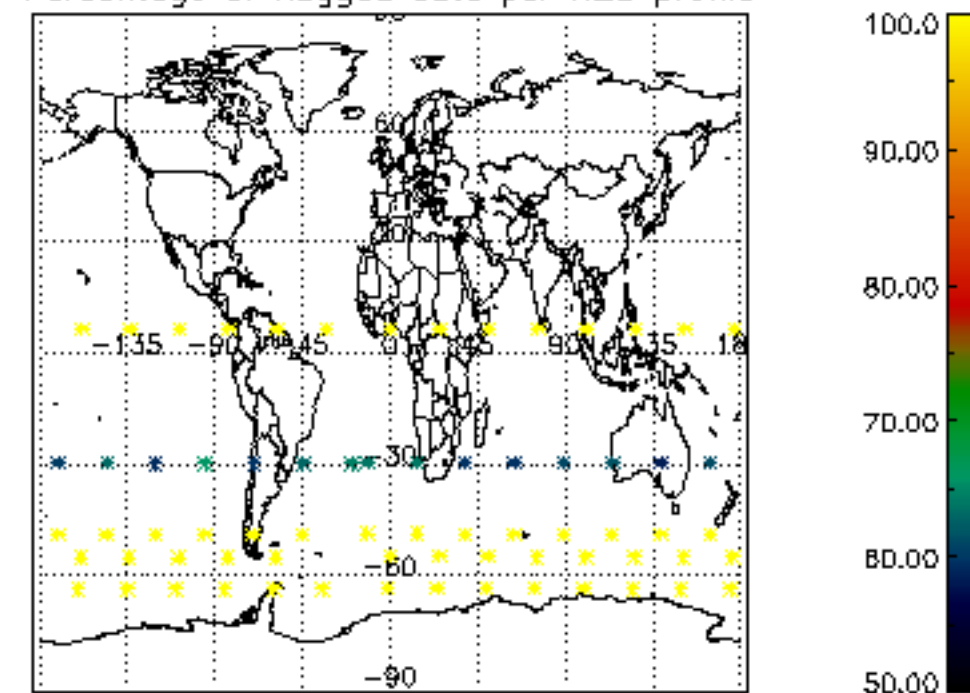




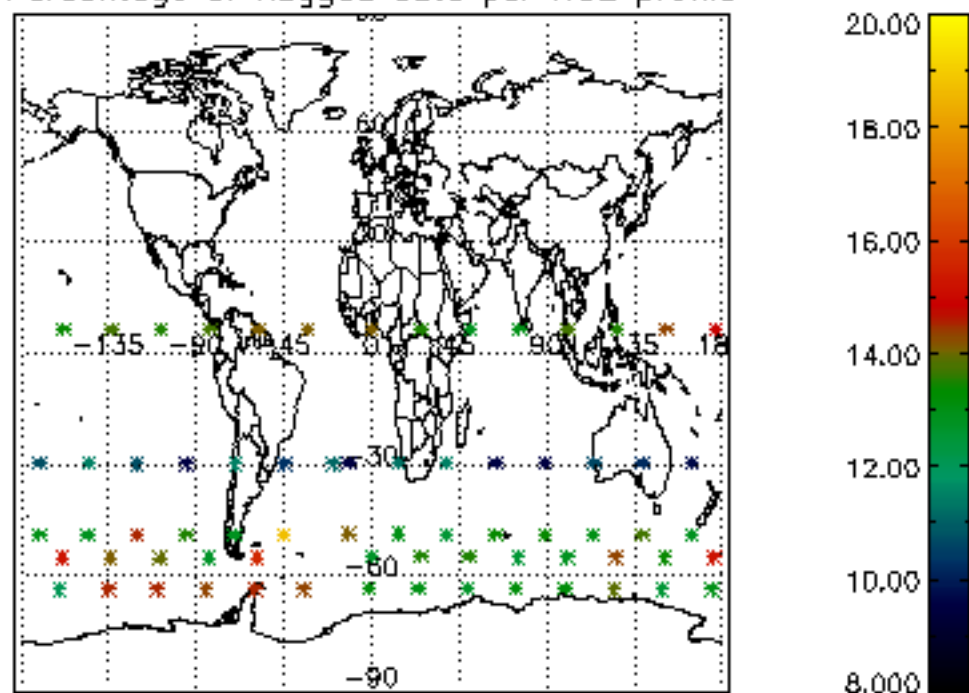
Percentage of flagged data per D3 profile



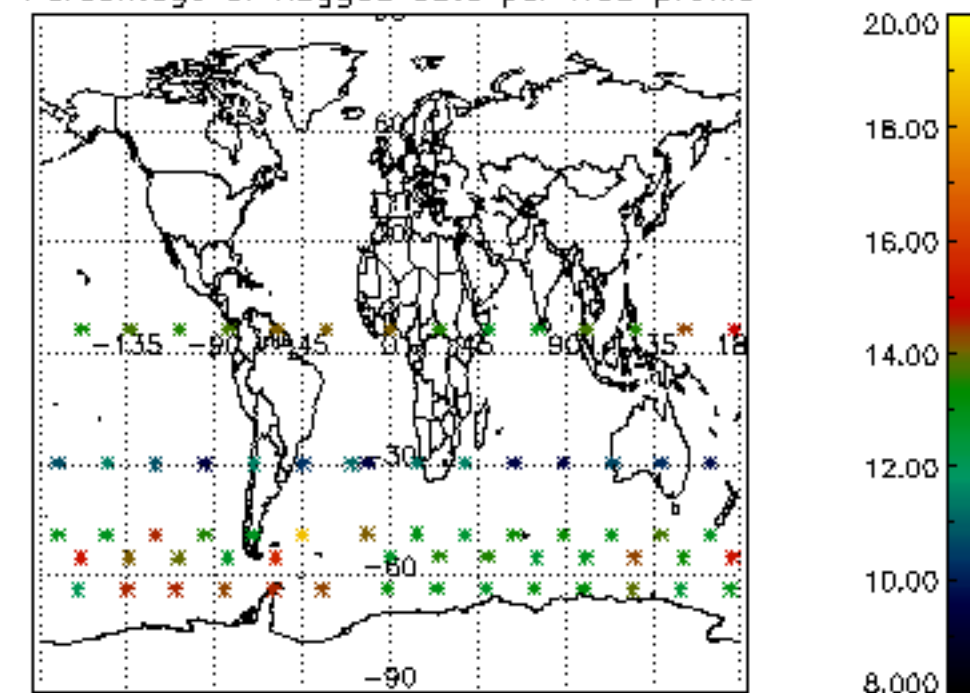
Percentage of flagged data per H2O profile

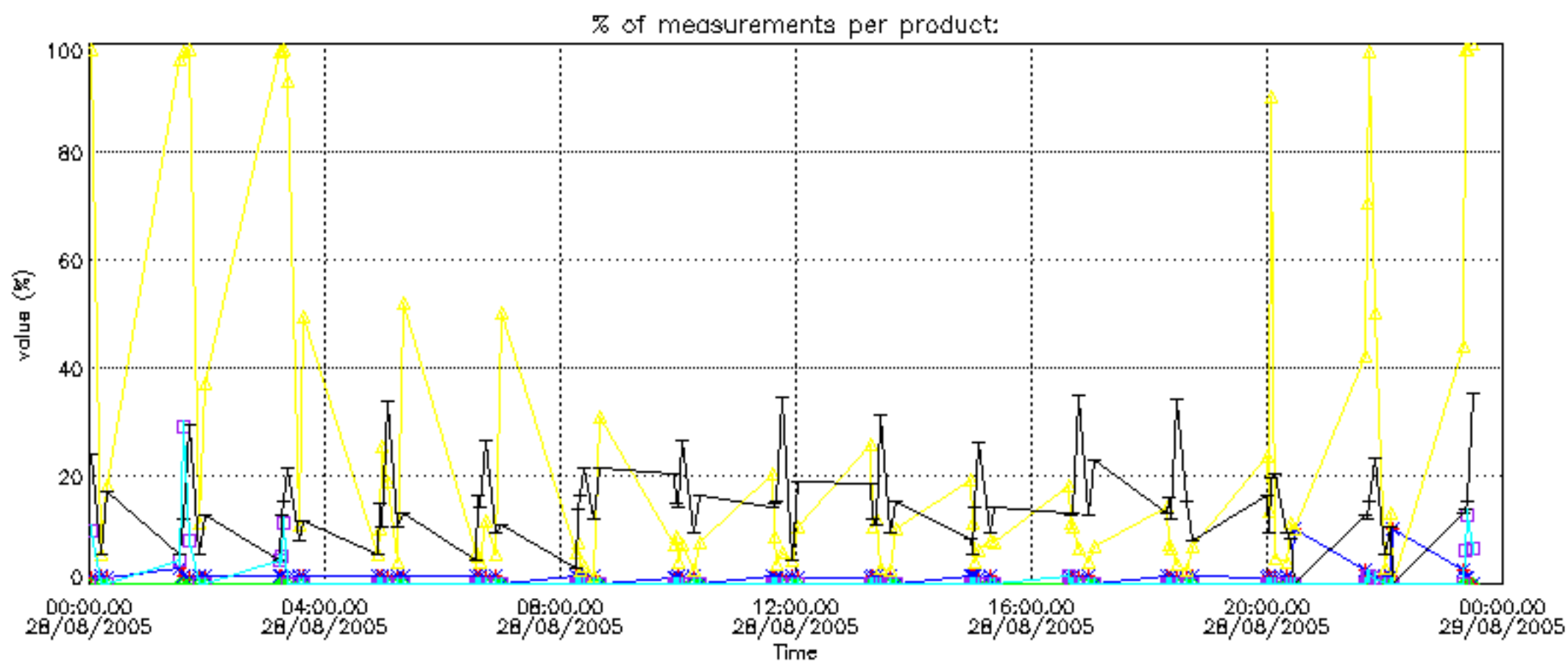


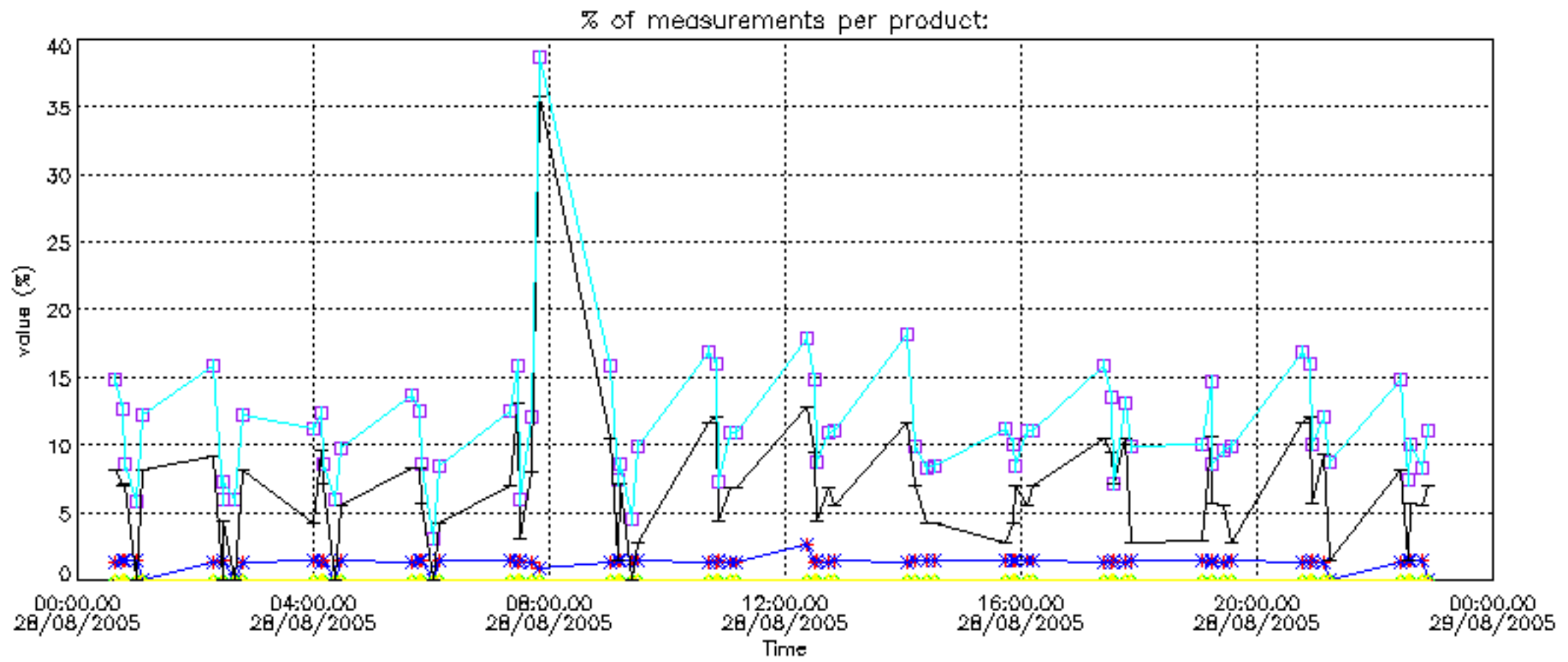
Percentage of flagged data per NO2 profile



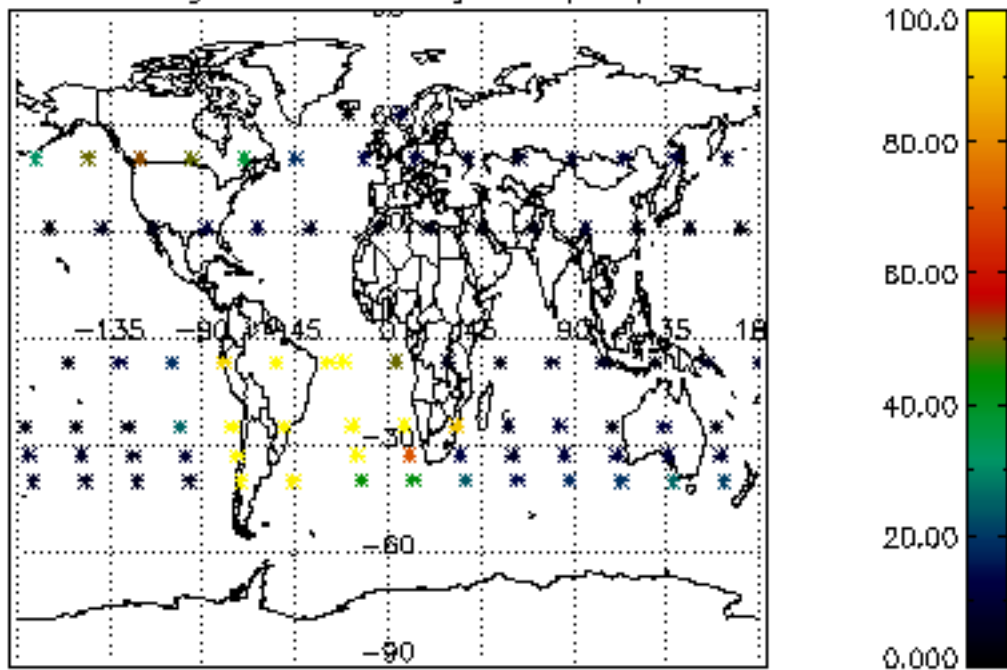
Percentage of flagged data per NO3 profile



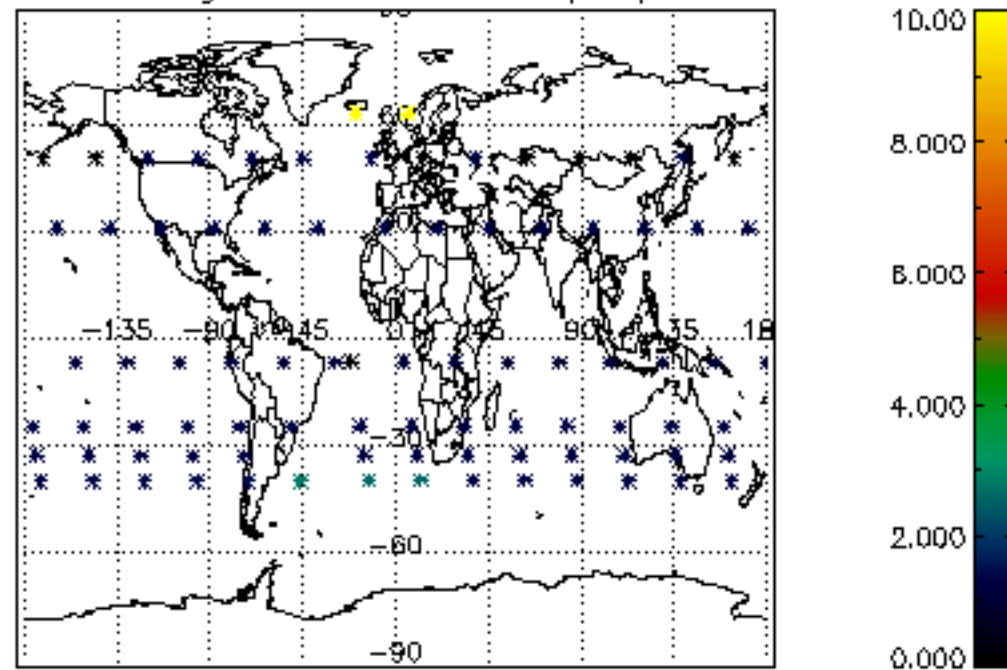




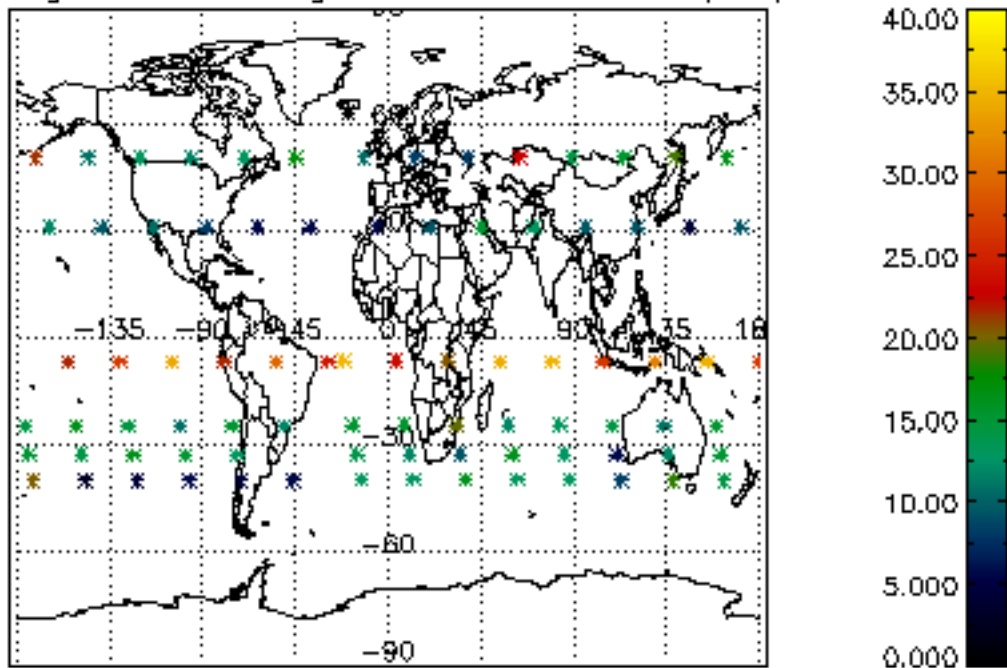
Percentage of cosmic ray hits per profile



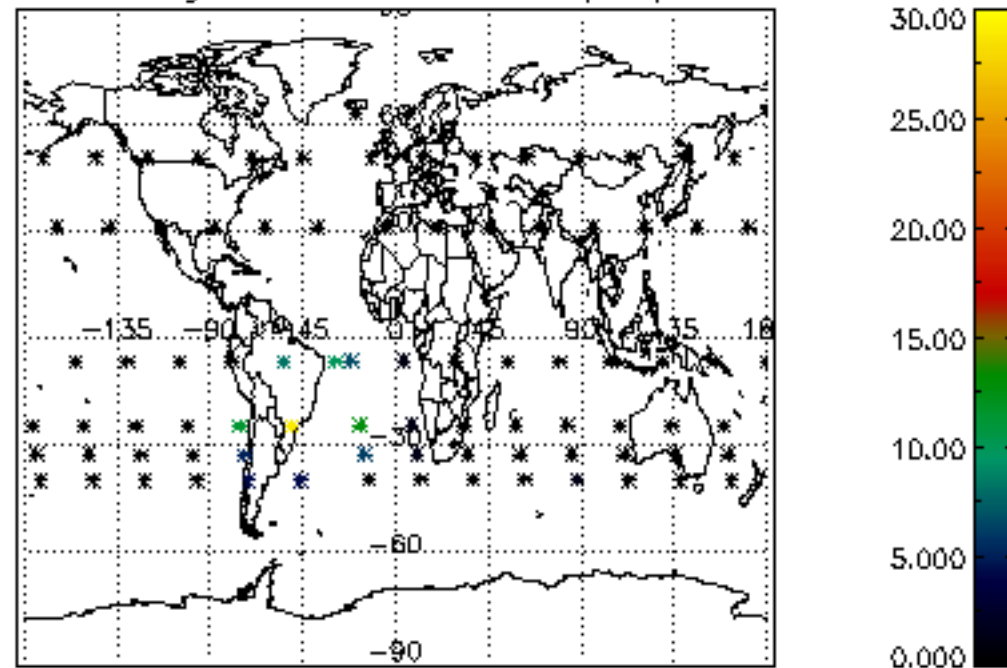
Percentage of datation errors per profile



Percentage of star falling outside central band per profile

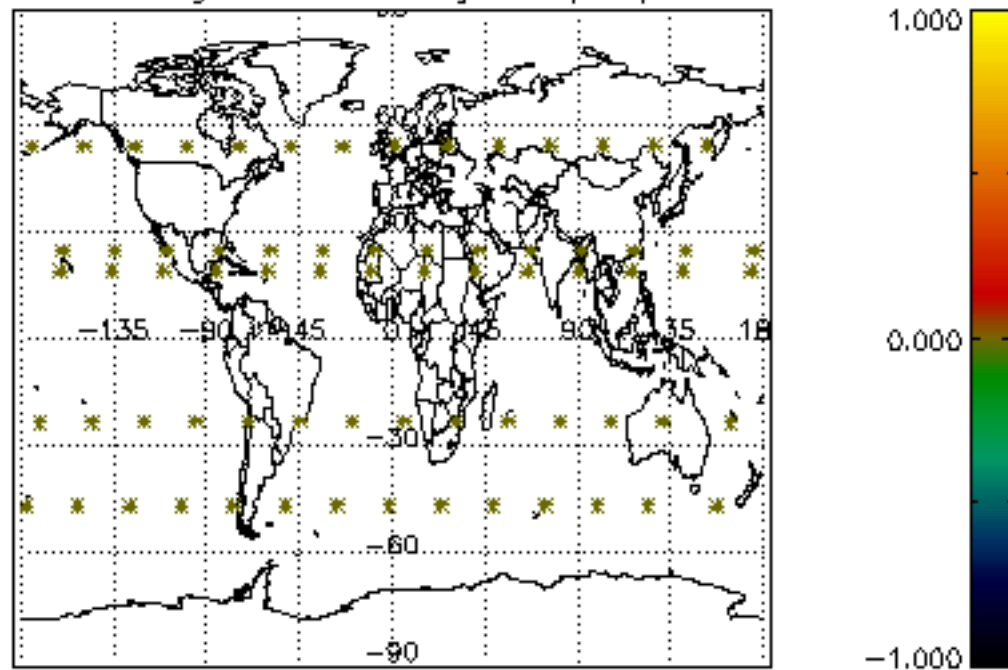


Percentage of saturation errors per profile

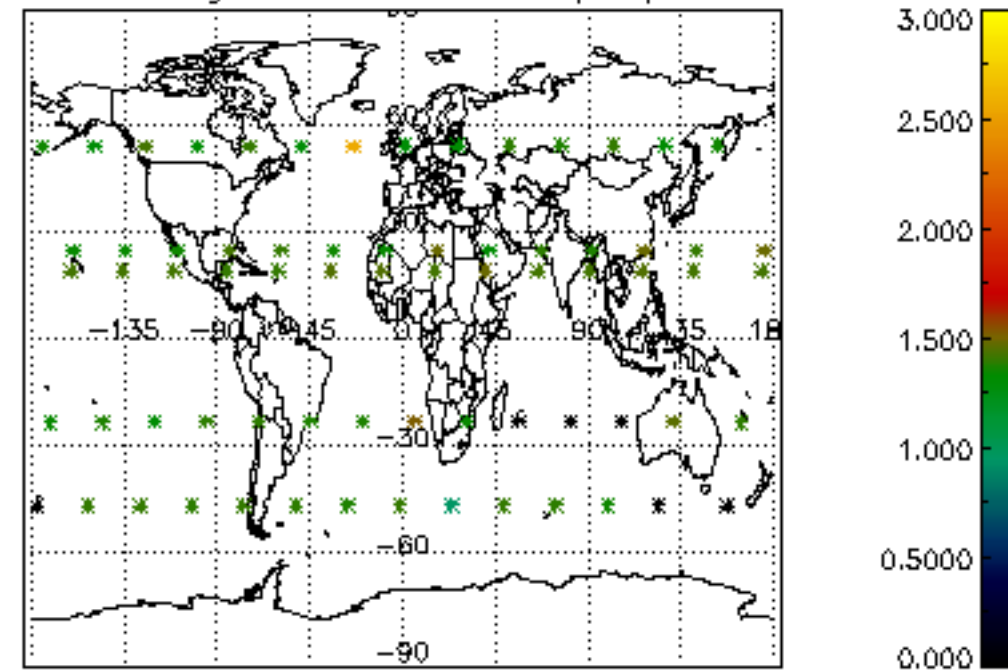




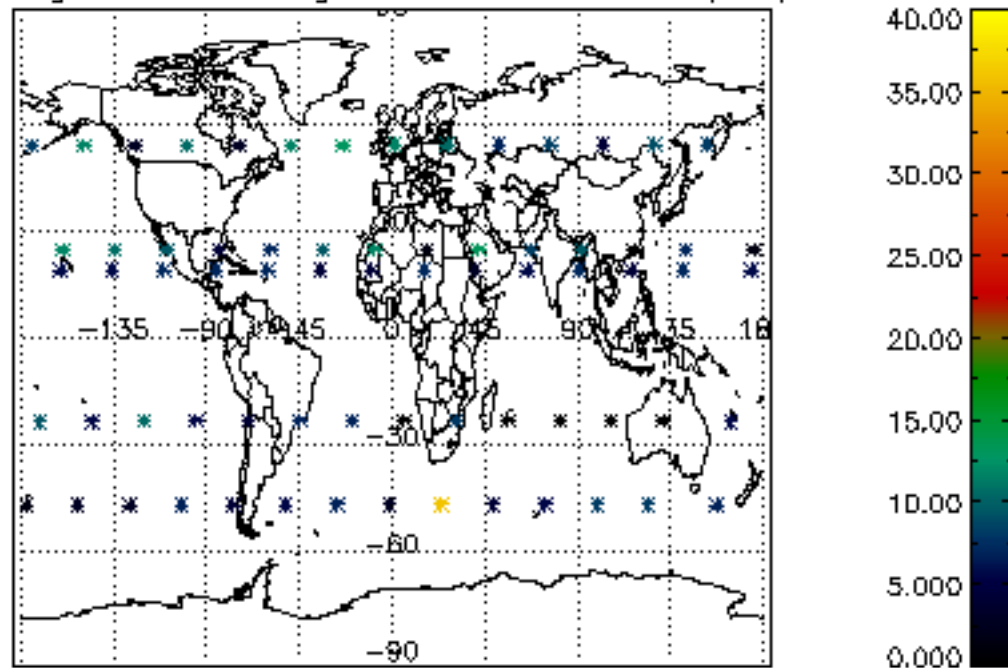
Percentage of cosmic ray hits per profile



Percentage of datation errors per profile



Percentage of star falling outside central band per profile



Percentage of saturation errors per profile

