

GOMOS Level 2 Daily Report

SUMMARY

[1. General Info](#)

[2. Summary of processed GOM_NL_2P products](#)

[3. Level 2 Quality information per product](#)

[3.1 Plot of level 2 quality information per product \(time dependant\)](#)

[3.2 Plot of level 2 quality information per product \(world map\)](#)

[4. Level 1 Quality information per product \(stored on level 2 products\)](#)

[4.1 Plot of level 1 quality information per product \(time dependant\)](#)

[4.1.1 Plot of level 1 quality information per product \(time dependant\): ASCENDING](#)

[4.1.2 Plot of level 1 quality information per product \(time dependant\): DESCENDING](#)

[4.2 Plot of level 1 quality information per product \(world map\)](#)

[4.2.1 Plot of level 1 quality information per product \(world map\): ASCENDING](#)

[4.2.2 Plot of level 1 quality information per product \(world map\): DESCENDING](#)

[5. Ozone profiles based on quality statistics and other trace gas profiles](#)

[5.1 Ozone statistics based on quality of products](#)

[5.2 Plot ozone profiles for all STD \(dark without errors\)](#)

[5.3 Plot ozone profiles where STD < 20% \(dark without errors\)](#)

[5.4. Plot ozone profiles where STD < 10% \(dark without errors\)](#)

[5.5. Plot ozone profiles where STD < 5% \(dark without errors\)](#)

[5.6 Plot NO2 profiles for all STD \(dark without errors\)](#)

[5.7 Plot NO3 profiles for all STD \(dark without errors\)](#)

[5.8 Plot H2O profiles \(only for occultations of stars 1,2,3,4,13,14,16,26,63 dark without errors\) for all STD](#)

[6. Auxiliary Data Files used for the production reported in section 2](#)

This report presents the daily analysis on parameters extracted from GOMOS level 2 data (GOM_NL__2P). It is intended to monitor some important parameters that will impact the quality of these products. A list of level 2 products (and content) that have arrived during the reporting day to the PCF is also given.

Item	Value
Time of report generation	18APR2013 10:29:52
Data source version	GOMOS/6.01
Start time of products	20-08-2005 (20AUG2005 00:00:00)
Stop time of products	21-08-2005 (21AUG2005 00:00:00)
Store outputs in DB	Yes
Nb of level 2 prods	172
Nb of prods with errors	9

2. Summary of processed GOM_NL__2P products.

Nr	Filename	UTC Start time	Limb	Duration	Star Id	Star Name	Star Mag	Star Temp	Nb Meas	Orbit	Prod. error
1	GOM_NL__2PRFIN20050820_010315_000000452040_00060_18150_5949.N1	20-AUG-2005 01:03:15	Dark	44.500	9	Alp Eri	0.45300	24000.	89	18150	No
2	GOM_NL__2PRFIN20050820_011231_000000252040_00060_18150_5950.N1	20-AUG-2005 01:12:31	Dark	24.500	31	Alp Gru	1.7340	15200.	49	18150	Yes
3	GOM_NL__2PRFIN20050820_011511_000000402040_00060_18150_5951.N1	20-AUG-2005 01:15:11	Straylight	40.000	172	Gam Gru	3.0030	13100.	80	18150	No
4	GOM_NL__2PRFIN20050820_012139_000000422040_00060_18150_5952.N1	20-AUG-2005 01:21:39	Bright	41.500	142	49Del Cap	2.8500	8900.0	83	18150	No
5	GOM_NL__2PRFIN20050820_012500_000000402040_00060_18150_5953.N1	20-AUG-2005 01:25:00	Bright	40.000	154	22Bet Aqr	2.8990	5700.0	80	18150	No
6	GOM_NL__2PRFIN20050820_013634_000000382040_00060_18150_5954.N1	20-AUG-2005 01:36:34	Bright	37.500	92	53Eps Cyg	2.5000	4500.0	75	18150	No
7	GOM_NL__2PRFIN20050820_013814_000000342040_00060_18150_5955.N1	20-AUG-2005 01:38:14	Bright	34.000	66	37Gam Cyg	2.2080	5900.0	68	18150	No
8	GOM_NL__2PRFIN20050820_013946_000000392040_00060_18150_5956.N1	20-AUG-2005 01:39:46	Bright	38.500	19	50Alp Cyg	1.2460	10500.	77	18150	No
9	GOM_NL__2PRFIN20050820_014503_000000352040_00060_18150_5957.N1	20-AUG-2005 01:45:03	Bright	35.000	89	5Alp Cep	2.4510	8000.0	70	18150	No
10	GOM_NL__2PRFIN20050820_021220_000000462040_00060_18150_5958.N1	20-AUG-2005 02:12:20	Twilight	46.000	151	13Mu Gem	2.8900	3000.0	92	18150	No
11	GOM_NL__2PRFIN20050820_021357_000000422040_00060_18150_5959.N1	20-AUG-2005 02:13:57	Twilight	41.500	44	24Gam Gem	1.9280	11000.	83	18150	No
12	GOM_NL__2PRFIN20050820_022406_000000452040_00060_18150_5960.N1	20-AUG-2005 02:24:06	Dark	44.500	47	2Bet CMa	1.9760	28000.	89	18150	No
13	GOM_NL__2PRFIN20050820_022944_000000422040_00060_18150_5961.N1	20-AUG-2005 02:29:44	Dark	41.500	108	Alp Col	2.6520	15200.	83	18150	No
14	GOM_NL__2PRFIN20050820_024352_000000562040_00061_18151_5949.N1	20-AUG-2005 02:43:52	Dark	55.500	9	Alp Eri	0.45300	24000.	111	18151	No
15	GOM_NL__2PRFIN20050820_025311_000000222040_00061_18151_5950.N1	20-AUG-2005 02:53:11	Dark	21.500	31	Alp Gru	1.7340	15200.	43	18151	Yes
16	GOM_NL__2PRFIN20050820_025547_000000392040_00061_18151_5951.N1	20-AUG-2005 02:55:47	Straylight	38.500	172	Gam Gru	3.0030	13100.	77	18151	No
17	GOM_NL__2PRFIN20050820_030215_000000442040_00061_18151_5952.N1	20-AUG-2005 03:02:15	Bright	43.500	142	49Del Cap	2.8500	8900.0	87	18151	No
18	GOM_NL__2PRFIN20050820_030536_000000402040_00061_18151_5953.N1	20-AUG-2005 03:05:36	Bright	40.000	154	22Bet Aqr	2.8990	5700.0	80	18151	No
19	GOM_NL__2PRFIN20050820_031710_000000362040_00061_18151_5954.N1	20-AUG-2005 03:17:10	Bright	36.000	92	53Eps Cyg	2.5000	4500.0	72	18151	No
20	GOM_NL__2PRFIN20050820_031850_000000362040_00061_18151_5955.N1	20-AUG-2005 03:18:50	Bright	36.000	66	37Gam Cyg	2.2080	5900.0	72	18151	No
21	GOM_NL__2PRFIN20050820_032022_000000352040_00061_18151_5956.N1	20-AUG-2005 03:20:22	Bright	34.500	19	50Alp Cyg	1.2460	10500.	69	18151	No
22	GOM_NL__2PRFIN20050820_032539_000000342040_00061_18151_5957.N1	20-AUG-2005 03:25:39	Bright	34.000	89	5Alp Cep	2.4510	8000.0	68	18151	No
23	GOM_NL__2PRFIN20050820_035256_000000492040_00061_18151_5958.N1	20-AUG-2005 03:52:56	Twilight	48.500	151	13Mu Gem	2.8900	3000.0	97	18151	No
24	GOM_NL__2PRFIN20050820_035433_000000412040_00061_18151_5959.N1	20-AUG-2005 03:54:33	Twilight	41.000	44	24Gam Gem	1.9280	11000.	82	18151	No
25	GOM_NL__2PRFIN20050820_040442_000000392040_00061_18151_5960.N1	20-AUG-2005 04:04:42	Dark	39.000	47	2Bet CMa	1.9760	28000.	78	18151	No
26	GOM_NL__2PRFIN20050820_041021_000000422040_00061_18151_5961.N1	20-AUG-2005 04:10:21	Dark	42.000	108	Alp Col	2.6520	15200.	84	18151	No
27	GOM_NL__2PRFIN20050820_042428_000000462040_00062_18152_5949.N1	20-AUG-2005 04:24:28	Dark	46.000	9	Alp Eri	0.45300	24000.	92	18152	No
28	GOM_NL__2PRFIN20050820_043351_000000182040_00062_18152_5950.N1	20-AUG-2005 04:33:51	Dark	17.500	31	Alp Gru	1.7340	15200.	35	18152	Yes
29	GOM_NL__2PRFIN20050820_043624_000000392040_00062_18152_5951.N1	20-AUG-2005 04:36:24	Straylight	39.000	172	Gam Gru	3.0030	13100.	78	18152	No
30	GOM_NL__2PRFIN20050820_044251_000000422040_00062_18152_5952.N1	20-AUG-2005 04:42:51	Bright	41.500	142	49Del Cap	2.8500	8900.0	83	18152	No
31	GOM_NL__2PRFIN20050820_044612_000000412040_00062_18152_5953.N1	20-AUG-2005 04:46:12	Bright	41.000	154	22Bet Aqr	2.8990	5700.0	82	18152	No
32	GOM_NL__2PRFIN20050820_045746_000000392040_00062_18152_5954.N1	20-AUG-2005 04:57:46	Bright	38.500	92	53Eps Cyg	2.5000	4500.0	77	18152	No
33	GOM_NL__2PRFIN20050820_045926_000000372040_00062_18152_5955.N1	20-AUG-2005 04:59:26	Bright	37.000	66	37Gam Cyg	2.2080	5900.0	74	18152	No
34	GOM_NL__2PRFIN20050820_050058_000000392040_00062_18152_5956.N1	20-AUG-2005 05:00:58	Bright	38.500	19	50Alp Cyg	1.2460	10500.	77	18152	No
35	GOM_NL__2PRFIN20050820_050615_000000372040_00062_18152_5957.N1	20-AUG-2005 05:06:15	Bright	36.500	89	5Alp Cep	2.4510	8000.0	73	18152	No
36	GOM_NL__2PRFIN20050820_053332_000000502040_00062_18152_5958.N1	20-AUG-2005 05:33:32	Twilight	49.500	151	13Mu Gem	2.8900	3000.0	99	18152	No
37	GOM_NL__2PRFIN20050820_053510_000000452040_00062_18152_5959.N1	20-AUG-2005 05:35:10	Twilight	44.500	44	24Gam Gem	1.9280	11000.	89	18152	No
38	GOM_NL__2PRFIN20050820_054519_000000372040_00062_18152_5960.N1	20-AUG-2005 05:45:19	Dark	37.000	47	2Bet CMa	1.9760	28000.	74	18152	No
39	GOM_NL__2PRFIN20050820_055057_000000422040_00062_18152_5961.N1	20-AUG-2005 05:50:57	Dark	42.000	108	Alp Col	2.6520	15200.	84	18152	No
40	GOM_NL__2PRFIN20050820_060505_000000452040_00063_18153_5950.N1	20-AUG-2005 06:05:05	Dark	44.500	9	Alp Eri	0.45300	24000.	89	18153	No
41	GOM_NL__2PRFIN20050820_061431_000000152040_00063_18153_5951.N1	20-AUG-2005 06:14:31	Dark	15.000	31	Alp Gru	1.7340	15200.	30	18153	Yes
42	GOM_NL__2PRFIN20050820_061700_000000422040_00063_18153_5952.N1	20-AUG-2005 06:17:00	Straylight	42.000	172	Gam Gru	3.0030	13100.	84	18153	No

43	GOM_NL__2PRFIN20050820_062327_000000422040_00063_18153_5953.N1	20-AUG-2005 06:23:27	Bright	42.000	142	49Del Cap	2.8500	8900.0	84	18153	No
44	GOM_NL__2PRFIN20050820_062648_000000402040_00063_18153_5954.N1	20-AUG-2005 06:26:48	Bright	40.000	154	22Bet Aqr	2.8990	5700.0	80	18153	No
45	GOM_NL__2PRFIN20050820_063821_000000372040_00063_18153_5955.N1	20-AUG-2005 06:38:21	Bright	36.500	92	53Eps Cyg	2.5000	4500.0	73	18153	No
46	GOM_NL__2PRFIN20050820_064002_000000372040_00063_18153_5956.N1	20-AUG-2005 06:40:02	Bright	36.500	66	37Gam Cyg	2.2080	5900.0	73	18153	No
47	GOM_NL__2PRFIN20050820_064134_000000382040_00063_18153_5957.N1	20-AUG-2005 06:41:34	Bright	37.500	19	50Alp Cyg	1.2460	10500.	75	18153	No
48	GOM_NL__2PRFIN20050820_064650_000000372040_00063_18153_5958.N1	20-AUG-2005 06:46:50	Bright	37.000	89	5Alp Cep	2.4510	8000.0	74	18153	No
49	GOM_NL__2PRFIN20050820_071409_000000522040_00063_18153_5959.N1	20-AUG-2005 07:14:09	Twi_and_stray	52.000	151	13Mu Gem	2.8900	3000.0	104	18153	No
50	GOM_NL__2PRFIN20050820_071546_000000452040_00063_18153_5960.N1	20-AUG-2005 07:15:46	Twi_and_stray	45.000	44	24Gam Gem	1.9280	11000.	90	18153	No
51	GOM_NL__2PRFIN20050820_072555_000000442040_00063_18153_5961.N1	20-AUG-2005 07:25:55	Dark	43.500	47	2Bet CMa	1.9760	28000.	87	18153	No
52	GOM_NL__2PRFIN20050820_073134_000000432040_00063_18153_5962.N1	20-AUG-2005 07:31:34	Dark	42.500	108	Alp Col	2.6520	15200.	85	18153	No
53	GOM_NL__2PRFIN20050820_074542_000000492040_00064_18154_5951.N1	20-AUG-2005 07:45:42	Dark	48.500	9	Alp Eri	0.45300	24000.	97	18154	No
54	GOM_NL__2PRFIN20050820_075511_000000112040_00064_18154_5952.N1	20-AUG-2005 07:55:11	Dark	11.000	31	Alp Gru	1.7340	15200.	22	18154	Yes
55	GOM_NL__2PRFIN20050820_075736_000000412040_00064_18154_5953.N1	20-AUG-2005 07:57:36	Straylight	41.000	172	Gam Gru	3.0030	13100.	82	18154	No
56	GOM_NL__2PRFIN20050820_080403_000000412040_00064_18154_5954.N1	20-AUG-2005 08:04:03	Bright	41.000	142	49Del Cap	2.8500	8900.0	82	18154	No
57	GOM_NL__2PRFIN20050820_080724_000000402040_00064_18154_5955.N1	20-AUG-2005 08:07:24	Bright	40.000	154	22Bet Aqr	2.8990	5700.0	80	18154	No
58	GOM_NL__2PRFIN20050820_081857_000000382040_00064_18154_5956.N1	20-AUG-2005 08:18:57	Bright	37.500	92	53Eps Cyg	2.5000	4500.0	75	18154	No
59	GOM_NL__2PRFIN20050820_082040_000000342040_00064_18154_5957.N1	20-AUG-2005 08:20:40	Bright	34.000	66	37Gam Cyg	2.2080	5900.0	68	18154	No
60	GOM_NL__2PRFIN20050820_082210_000000382040_00064_18154_5958.N1	20-AUG-2005 08:22:10	Bright	37.500	19	50Alp Cyg	1.2460	10500.	75	18154	No
61	GOM_NL__2PRFIN20050820_082726_000000372040_00064_18154_5959.N1	20-AUG-2005 08:27:26	Bright	36.500	89	5Alp Cep	2.4510	8000.0	73	18154	No
62	GOM_NL__2PRFIN20050820_085445_000000492040_00064_18154_5960.N1	20-AUG-2005 08:54:45	Twi_and_stray	49.000	151	13Mu Gem	2.8900	3000.0	98	18154	No
63	GOM_NL__2PRFIN20050820_085622_000000402040_00064_18154_5961.N1	20-AUG-2005 08:56:22	Twi_and_stray	39.500	44	24Gam Gem	1.9280	11000.	79	18154	No
64	GOM_NL__2PRFIN20050820_090632_000000412040_00064_18154_5962.N1	20-AUG-2005 09:06:32	Dark	40.500	47	2Bet CMa	1.9760	28000.	81	18154	No
65	GOM_NL__2PRFIN20050820_091210_000000442040_00064_18154_5963.N1	20-AUG-2005 09:12:10	Dark	44.000	108	Alp Col	2.6520	15200.	88	18154	No
66	GOM_NL__2PRFIN20050820_092618_000000502040_00065_18155_5952.N1	20-AUG-2005 09:26:18	Dark	49.500	9	Alp Eri	0.45300	24000.	99	18155	No
67	GOM_NL__2PRFIN20050820_093552_000000052040_00065_18155_5953.N1	20-AUG-2005 09:35:52	Dark	5.0000	31	Alp Gru	1.7340	15200.	10	18155	Yes
68	GOM_NL__2PRFIN20050820_093813_000000402040_00065_18155_5954.N1	20-AUG-2005 09:38:13	Straylight	39.500	172	Gam Gru	3.0030	13100.	79	18155	No
69	GOM_NL__2PRFIN20050820_094439_000000422040_00065_18155_5955.N1	20-AUG-2005 09:44:39	Bright	41.500	142	49Del Cap	2.8500	8900.0	83	18155	No
70	GOM_NL__2PRFIN20050820_094800_000000412040_00065_18155_5956.N1	20-AUG-2005 09:48:00	Bright	40.500	154	22Bet Aqr	2.8990	5700.0	81	18155	No
71	GOM_NL__2PRFIN20050820_095933_000000392040_00065_18155_5957.N1	20-AUG-2005 09:59:33	Bright	39.000	92	53Eps Cyg	2.5000	4500.0	78	18155	No
72	GOM_NL__2PRFIN20050820_100123_000000252040_00065_18155_5958.N1	20-AUG-2005 10:01:23	Dark	25.000	66	37Gam Cyg	2.2080	5900.0	50	18155	Yes
73	GOM_NL__2PRFIN20050820_100245_000000372040_00065_18155_5959.N1	20-AUG-2005 10:02:45	Bright	36.500	19	50Alp Cyg	1.2460	10500.	73	18155	No
74	GOM_NL__2PRFIN20050820_100802_000000372040_00065_18155_5960.N1	20-AUG-2005 10:08:02	Bright	37.000	89	5Alp Cep	2.4510	8000.0	74	18155	No
75	GOM_NL__2PRFIN20050820_103521_000000382040_00065_18155_5961.N1	20-AUG-2005 10:35:21	Twi_and_stray	38.000	151	13Mu Gem	2.8900	3000.0	76	18155	No
76	GOM_NL__2PRFIN20050820_103658_000000362040_00065_18155_5962.N1	20-AUG-2005 10:36:58	Twi_and_stray	36.000	44	24Gam Gem	1.9280	11000.	72	18155	No
77	GOM_NL__2PRFIN20050820_104708_000000422040_00065_18155_5963.N1	20-AUG-2005 10:47:08	Dark	42.000	47	2Bet CMa	1.9760	28000.	84	18155	No
78	GOM_NL__2PRFIN20050820_105247_000000422040_00065_18155_5964.N1	20-AUG-2005 10:52:47	Dark	42.000	108	Alp Col	2.6520	15200.	84	18155	No
79	GOM_NL__2PRFIN20050820_110655_000000462040_00066_18156_5952.N1	20-AUG-2005 11:06:55	Dark	45.500	9	Alp Eri	0.45300	24000.	91	18156	No
80	GOM_NL__2PRFIN20050820_111508_000000512040_00066_18156_5953.N1	20-AUG-2005 11:15:08	Straylight	50.500	63	Bet Gru	2.1500	2800.0	101	18156	No
81	GOM_NL__2PRFIN20050820_111849_000000402040_00066_18156_5954.N1	20-AUG-2005 11:18:49	Straylight	39.500	172	Gam Gru	3.0030	13100.	79	18156	No
82	GOM_NL__2PRFIN20050820_112515_000000412040_00066_18156_5955.N1	20-AUG-2005 11:25:15	Bright	41.000	142	49Del Cap	2.8500	8900.0	82	18156	No
83	GOM_NL__2PRFIN20050820_112835_000000412040_00066_18156_5956.N1	20-AUG-2005 11:28:35	Bright	41.000	154	22Bet Aqr	2.8990	5700.0	82	18156	No
84	GOM_NL__2PRFIN20050820_114009_000000382040_00066_18156_5957.N1	20-AUG-2005 11:40:09	Bright	37.500	92	53Eps Cyg	2.5000	4500.0	75	18156	No
85	GOM_NL__2PRFIN20050820_114207_000000172040_00066_18156_5958.N1	20-AUG-2005 11:42:07	Dark	16.500	66	37Gam Cyg	2.2080	5900.0	33	18156	Yes
86	GOM_NL__2PRFIN20050820_114321_000000382040_00066_18156_5959.N1	20-AUG-2005 11:43:21	Bright	38.000	19	50Alp Cyg	1.2460	10500.	76	18156	No
87	GOM_NL__2PRFIN20050820_114837_000000382040_00066_18156_5960.N1	20-AUG-2005 11:48:37	Bright	37.500	89	5Alp Cep	2.4510	8000.0	75	18156	No
88	GOM_NL__2PRFIN20050820_121557_000000392040_00066_18156_5961.N1	20-AUG-2005 12:15:57	Twi_and_stray	38.500	151	13Mu Gem	2.8900	3000.0	77	18156	No
89	GOM_NL__2PRFIN20050820_121734_000000382040_00066_18156_5962.N1	20-AUG-2005 12:17:34	Twi_and_stray	37.500	44	24Gam Gem	1.9280	11000.	75	18156	No
90	GOM_NL__2PRFIN20050820_122745_000000432040_00066_18156_5963.N1	20-AUG-2005 12:27:45	Dark	42.500	47	2Bet CMa	1.9760	28000.	85	18156	No
91	GOM_NL__2PRFIN20050820_123323_000000442040_00066_18156_5964.N1	20-AUG-2005 12:33:23	Dark	43.500	108	Alp Col	2.6520	15200.	87	18156	No
92	GOM_NL__2PRFIN20050820_124731_000000452040_00067_18157_5972.N1	20-AUG-2005 12:47:31	Dark	44.500	9	Alp Eri	0.45300	24000.	89	18157	No
93	GOM_NL__2PRFIN20050820_125544_000000452040_00067_18157_5973.N1	20-AUG-2005 12:55:44	Straylight	45.000	63	Bet Gru	2.1500	2800.0	90	18157	No
94	GOM_NL__2PRFIN20050820_125925_000000382040_00067_18157_5974.N1	20-AUG-2005 12:59:25	Straylight	38.000	172	Gam Gru	3.0030	13100.	76	18157	No
95	GOM_NL__2PRFIN20050820_130551_000000422040_00067_18157_5975.N1	20-AUG-2005 13:05:51	Bright	41.500	142	49Del Cap	2.8500	8900.0	83	18157	No
96	GOM_NL__2PRFIN20050820_130911_000000402040_00067_18157_5976.N1	20-AUG-2005 13:09:11	Bright	40.000	154	22Bet Aqr	2.8990	5700.0	80	18157	No
97	GOM_NL__2PRFIN20050820_132044_000000372040_00067_18157_5977.N1	20-AUG-2005 13:20:44	Bright	37.000	92	53Eps Cyg	2.5000	4500.0	74	18157	No
98	GOM_NL__2PRFIN20050820_132251_000000112040_00067_18157_5978.N1	20-AUG-2005 13:22:51	Dark	11.000	66	37Gam Cyg	2.2080	5900.0	22	18157	Yes
99	GOM_NL__2PRFIN20050820_132357_000000382040_00067_18157_5979.N1	20-AUG-2005 13:23:57	Bright	38.000	19	50Alp Cyg	1.2460	10500.	76	18157	No
100	GOM_NL__2PRFIN20050820_132913_000000372040_00067_18157_5980.N1	20-AUG-2005 13:29:13	Bright	37.000	89	5Alp Cep	2.4510	8000.0	74	18157	No
101	GOM_NL__2PRFIN20050820_135633_000000462040_00067_18157_5981.N1	20-AUG-2005 13:56:33	Twi_and_stray	45.500	151	13Mu Gem	2.8900	3000.0	91	18157	No

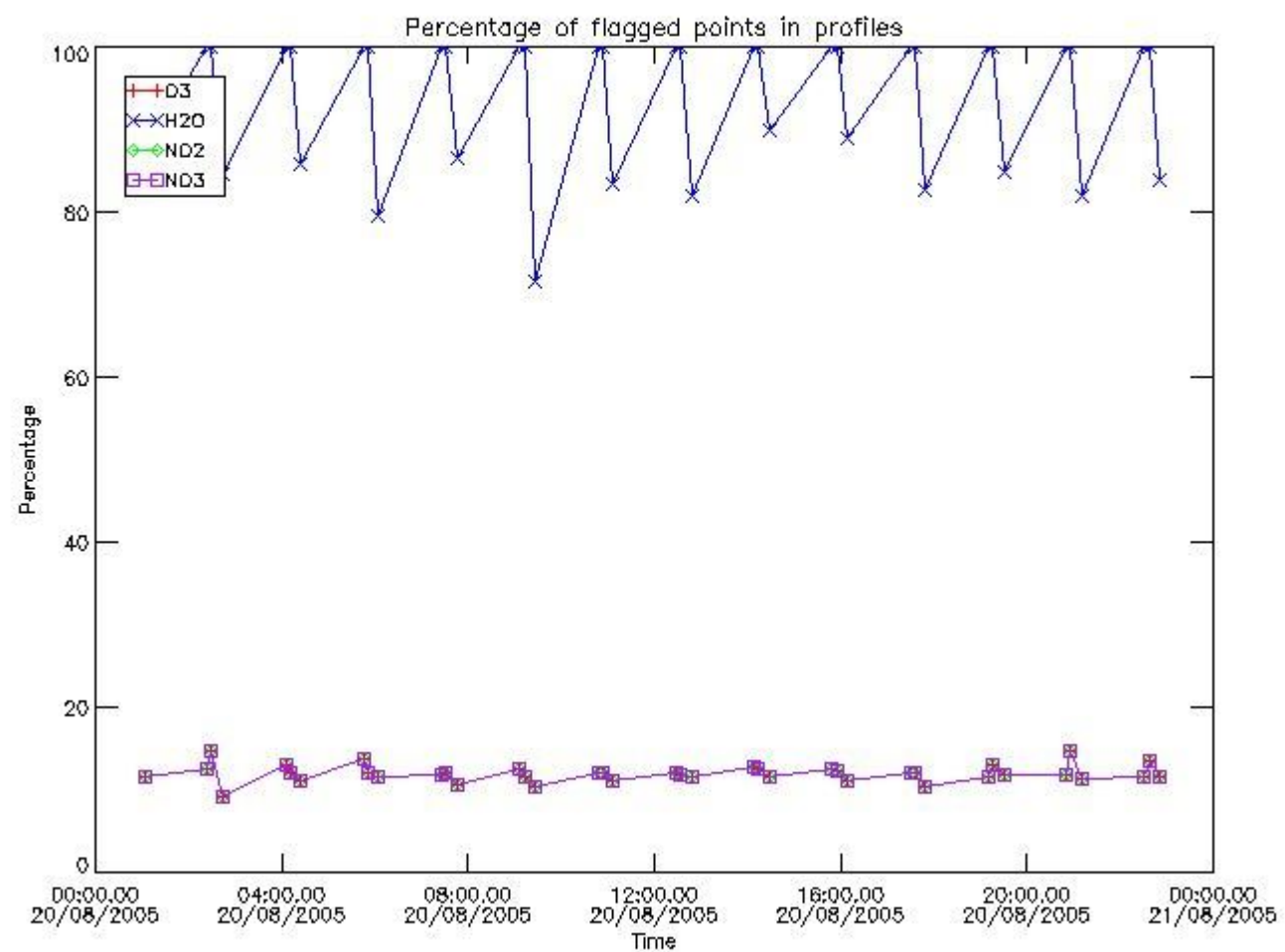
102	GOM_NL__2PRFIN20050820_135810_000000392040_00067_18157_5982.N1	20-AUG-2005 13:58:10	Twilight	38.500	44	24Gam Gem	1.9280	11000.	77	18157	No
103	GOM_NL__2PRFIN20050820_140821_000000442040_00067_18157_5983.N1	20-AUG-2005 14:08:21	Dark	44.000	47	2Bet CMA	1.9760	28000.	88	18157	No
104	GOM_NL__2PRFIN20050820_141400_000000412040_00067_18157_5984.N1	20-AUG-2005 14:14:00	Dark	41.000	108	Alp Col	2.6520	15200.	82	18157	No
105	GOM_NL__2PRFIN20050820_142808_000000452040_00068_18158_5973.N1	20-AUG-2005 14:28:08	Dark	44.500	9	Alp Eri	0.45300	24000.	89	18158	No
106	GOM_NL__2PRFIN20050820_143620_000000472040_00068_18158_5974.N1	20-AUG-2005 14:36:20	Straylight	46.500	63	Bet Gru	2.1500	2800.0	93	18158	No
107	GOM_NL__2PRFIN20050820_144001_000000392040_00068_18158_5975.N1	20-AUG-2005 14:40:01	Straylight	39.000	172	Gam Gru	3.0030	13100.	78	18158	No
108	GOM_NL__2PRFIN20050820_144627_000000412040_00068_18158_5976.N1	20-AUG-2005 14:46:27	Bright	40.500	142	49Del Cap	2.8500	8900.0	81	18158	No
109	GOM_NL__2PRFIN20050820_144947_000000402040_00068_18158_5977.N1	20-AUG-2005 14:49:47	Bright	40.000	154	22Bet Aqr	2.8990	5700.0	80	18158	No
110	GOM_NL__2PRFIN20050820_150120_000000372040_00068_18158_5978.N1	20-AUG-2005 15:01:20	Bright	36.500	92	53Eps Cyg	2.5000	4500.0	73	18158	No
111	GOM_NL__2PRFIN20050820_150433_000000362040_00068_18158_5979.N1	20-AUG-2005 15:04:33	Bright	35.500	19	50Alp Cyg	1.2460	10500.	71	18158	No
112	GOM_NL__2PRFIN20050820_150949_000000372040_00068_18158_5980.N1	20-AUG-2005 15:09:49	Bright	37.000	89	5Alp Cep	2.4510	8000.0	74	18158	No
113	GOM_NL__2PRFIN20050820_153710_000000482040_00068_18158_5981.N1	20-AUG-2005 15:37:10	Twilight	48.000	151	13Mu Gem	2.8900	3000.0	96	18158	No
114	GOM_NL__2PRFIN20050820_153847_000000472040_00068_18158_5982.N1	20-AUG-2005 15:38:47	Twilight	46.500	44	24Gam Gem	1.9280	11000.	93	18158	No
115	GOM_NL__2PRFIN20050820_154857_000000412040_00068_18158_5983.N1	20-AUG-2005 15:48:57	Dark	40.500	47	2Bet CMA	1.9760	28000.	81	18158	No
116	GOM_NL__2PRFIN20050820_155436_000000422040_00068_18158_5984.N1	20-AUG-2005 15:54:36	Dark	41.500	108	Alp Col	2.6520	15200.	83	18158	No
117	GOM_NL__2PRFIN20050820_160845_000000462040_00069_18159_5975.N1	20-AUG-2005 16:08:45	Dark	45.500	9	Alp Eri	0.45300	24000.	91	18159	No
118	GOM_NL__2PRFIN20050820_161657_000000492040_00069_18159_5976.N1	20-AUG-2005 16:16:57	Straylight	48.500	63	Bet Gru	2.1500	2800.0	97	18159	No
119	GOM_NL__2PRFIN20050820_162037_000000392040_00069_18159_5977.N1	20-AUG-2005 16:20:37	Straylight	38.500	172	Gam Gru	3.0030	13100.	77	18159	No
120	GOM_NL__2PRFIN20050820_162703_000000432040_00069_18159_5978.N1	20-AUG-2005 16:27:03	Bright	43.000	142	49Del Cap	2.8500	8900.0	86	18159	No
121	GOM_NL__2PRFIN20050820_163023_000000412040_00069_18159_5979.N1	20-AUG-2005 16:30:23	Bright	40.500	154	22Bet Aqr	2.8990	5700.0	81	18159	No
122	GOM_NL__2PRFIN20050820_164156_000000382040_00069_18159_5980.N1	20-AUG-2005 16:41:56	Bright	37.500	92	53Eps Cyg	2.5000	4500.0	75	18159	No
123	GOM_NL__2PRFIN20050820_164508_000000372040_00069_18159_5981.N1	20-AUG-2005 16:45:08	Bright	37.000	19	50Alp Cyg	1.2460	10500.	74	18159	No
124	GOM_NL__2PRFIN20050820_165025_000000382040_00069_18159_5982.N1	20-AUG-2005 16:50:25	Bright	37.500	89	5Alp Cep	2.4510	8000.0	75	18159	No
125	GOM_NL__2PRFIN20050820_171746_000000572040_00069_18159_5983.N1	20-AUG-2005 17:17:46	Twilight	57.000	151	13Mu Gem	2.8900	3000.0	114	18159	No
126	GOM_NL__2PRFIN20050820_171923_000000452040_00069_18159_5984.N1	20-AUG-2005 17:19:23	Twilight	45.000	44	24Gam Gem	1.9280	11000.	90	18159	No
127	GOM_NL__2PRFIN20050820_172934_000000432040_00069_18159_5985.N1	20-AUG-2005 17:29:34	Dark	42.500	47	2Bet CMA	1.9760	28000.	85	18159	No
128	GOM_NL__2PRFIN20050820_173513_000000432040_00069_18159_5986.N1	20-AUG-2005 17:35:13	Dark	42.500	108	Alp Col	2.6520	15200.	85	18159	No
129	GOM_NL__2PRFIN20050820_174921_000000502040_00070_18160_5976.N1	20-AUG-2005 17:49:21	Dark	49.500	9	Alp Eri	0.45300	24000.	99	18160	No
130	GOM_NL__2PRFIN20050820_175733_000000542040_00070_18160_5977.N1	20-AUG-2005 17:57:33	Straylight	54.000	63	Bet Gru	2.1500	2800.0	108	18160	No
131	GOM_NL__2PRFIN20050820_180114_000000392040_00070_18160_5978.N1	20-AUG-2005 18:01:14	Straylight	39.000	172	Gam Gru	3.0030	13100.	78	18160	No
132	GOM_NL__2PRFIN20050820_180739_000000402040_00070_18160_5979.N1	20-AUG-2005 18:07:39	Bright	40.000	142	49Del Cap	2.8500	8900.0	80	18160	No
133	GOM_NL__2PRFIN20050820_181059_000000402040_00070_18160_5980.N1	20-AUG-2005 18:10:59	Bright	40.000	154	22Bet Aqr	2.8990	5700.0	80	18160	No
134	GOM_NL__2PRFIN20050820_182232_000000362040_00070_18160_5981.N1	20-AUG-2005 18:22:32	Bright	35.500	92	53Eps Cyg	2.5000	4500.0	71	18160	No
135	GOM_NL__2PRFIN20050820_182544_000000382040_00070_18160_5982.N1	20-AUG-2005 18:25:44	Bright	37.500	19	50Alp Cyg	1.2460	10500.	75	18160	No
136	GOM_NL__2PRFIN20050820_183100_000000382040_00070_18160_5983.N1	20-AUG-2005 18:31:00	Bright	38.000	89	5Alp Cep	2.4510	8000.0	76	18160	No
137	GOM_NL__2PRFIN20050820_185822_000000492040_00070_18160_5984.N1	20-AUG-2005 18:58:22	Twilight	48.500	151	13Mu Gem	2.8900	3000.0	97	18160	No
138	GOM_NL__2PRFIN20050820_185959_000000462040_00070_18160_5985.N1	20-AUG-2005 18:59:59	Twilight	45.500	44	24Gam Gem	1.9280	11000.	91	18160	No
139	GOM_NL__2PRFIN20050820_191010_000000452040_00070_18160_5986.N1	20-AUG-2005 19:10:10	Dark	44.500	47	2Bet CMA	1.9760	28000.	89	18160	No
140	GOM_NL__2PRFIN20050820_191550_000000432040_00070_18160_5987.N1	20-AUG-2005 19:15:50	Dark	43.000	108	Alp Col	2.6520	15200.	86	18160	No
141	GOM_NL__2PRFIN20050820_192958_000000432040_00071_18161_5976.N1	20-AUG-2005 19:29:58	Dark	43.000	9	Alp Eri	0.45300	24000.	86	18161	No
142	GOM_NL__2PRFIN20050820_193810_000000542040_00071_18161_5977.N1	20-AUG-2005 19:38:10	Straylight	54.000	63	Bet Gru	2.1500	2800.0	108	18161	No
143	GOM_NL__2PRFIN20050820_194150_000000392040_00071_18161_5978.N1	20-AUG-2005 19:41:50	Straylight	38.500	172	Gam Gru	3.0030	13100.	77	18161	No
144	GOM_NL__2PRFIN20050820_194815_000000412040_00071_18161_5979.N1	20-AUG-2005 19:48:15	Bright	41.000	142	49Del Cap	2.8500	8900.0	82	18161	No
145	GOM_NL__2PRFIN20050820_195135_000000412040_00071_18161_5980.N1	20-AUG-2005 19:51:35	Bright	40.500	154	22Bet Aqr	2.8990	5700.0	81	18161	No
146	GOM_NL__2PRFIN20050820_200308_000000362040_00071_18161_5981.N1	20-AUG-2005 20:03:08	Bright	36.000	92	53Eps Cyg	2.5000	4500.0	72	18161	No
147	GOM_NL__2PRFIN20050820_200620_000000362040_00071_18161_5982.N1	20-AUG-2005 20:06:20	Bright	35.500	19	50Alp Cyg	1.2460	10500.	71	18161	No
148	GOM_NL__2PRFIN20050820_201136_000000382040_00071_18161_5983.N1	20-AUG-2005 20:11:36	Bright	38.000	89	5Alp Cep	2.4510	8000.0	76	18161	No
149	GOM_NL__2PRFIN20050820_203858_000000502040_00071_18161_5984.N1	20-AUG-2005 20:38:58	Twilight	49.500	151	13Mu Gem	2.8900	3000.0	99	18161	No
150	GOM_NL__2PRFIN20050820_204035_000000462040_00071_18161_5985.N1	20-AUG-2005 20:40:35	Twilight	45.500	44	24Gam Gem	1.9280	11000.	91	18161	No
151	GOM_NL__2PRFIN20050820_205047_000000432040_00071_18161_5986.N1	20-AUG-2005 20:50:47	Dark	43.000	47	2Bet CMA	1.9760	28000.	86	18161	No
152	GOM_NL__2PRFIN20050820_205626_000000422040_00071_18161_5987.N1	20-AUG-2005 20:56:26	Dark	41.500	108	Alp Col	2.6520	15200.	83	18161	No
153	GOM_NL__2PRFIN20050820_211034_000000452040_00072_18162_5976.N1	20-AUG-2005 21:10:34	Dark	45.000	9	Alp Eri	0.45300	24000.	90	18162	No
154	GOM_NL__2PRFIN20050820_211846_000000472040_00072_18162_5977.N1	20-AUG-2005 21:18:46	Straylight	46.500	63	Bet Gru	2.1500	2800.0	93	18162	No
155	GOM_NL__2PRFIN20050820_212226_000000412040_00072_18162_5978.N1	20-AUG-2005 21:22:26	Straylight	40.500	172	Gam Gru	3.0030	13100.	81	18162	No
156	GOM_NL__2PRFIN20050820_212851_000000412040_00072_18162_5979.N1	20-AUG-2005 21:28:51	Bright	41.000	142	49Del Cap	2.8500	8900.0	82	18162	No
157	GOM_NL__2PRFIN20050820_213211_000000412040_00072_18162_5980.N1	20-AUG-2005 21:32:11	Bright	40.500	154	22Bet Aqr	2.8990	5700.0	81	18162	No
158	GOM_NL__2PRFIN20050820_214344_000000362040_00072_18162_5981.N1	20-AUG-2005 21:43:44	Bright	35.500	92	53Eps Cyg	2.5000	4500.0	71	18162	No
159	GOM_NL__2PRFIN20050820_214656_000000382040_00072_18162_5982.N1	20-AUG-2005 21:46:56	Bright	37.500	19	50Alp Cyg	1.2460	10500.	75	18162	No
160	GOM_NL__2PRFIN20050820_215212_000000382040_00072_18162_5983.N1	20-AUG-2005 21:52:12	Bright	38.000	89	5Alp Cep	2.4510	8000.0	76	18162	No

161	GOM_NL__2PRFIN20050820_221934_000000512040_00072_18162_5984.N1	20-AUG-2005 22:19:34	Twilight_stray	50.500	151	13Mu Gem	2.8900	3000.0	101	18162	No
162	GOM_NL__2PRFIN20050820_222112_000000452040_00072_18162_5985.N1	20-AUG-2005 22:21:12	Twilight_stray	44.500	44	24Gam Gem	1.9280	11000.	89	18162	No
163	GOM_NL__2PRFIN20050820_223123_000000442040_00072_18162_5986.N1	20-AUG-2005 22:31:23	Dark	44.000	47	2Bet CMa	1.9760	28000.	88	18162	No
164	GOM_NL__2PRFIN20050820_223703_000000422040_00072_18162_5987.N1	20-AUG-2005 22:37:03	Dark	41.500	108	Alp Col	2.6520	15200.	83	18162	No
165	GOM_NL__2PRFIN20050820_225111_000000442040_00073_18163_5977.N1	20-AUG-2005 22:51:11	Dark	44.000	9	Alp Eri	0.45300	24000.	88	18163	No
166	GOM_NL__2PRFIN20050820_225922_000000562040_00073_18163_5978.N1	20-AUG-2005 22:59:22	Straylight	55.500	63	Bet Gru	2.1500	2800.0	111	18163	No
167	GOM_NL__2PRFIN20050820_230302_000000392040_00073_18163_5979.N1	20-AUG-2005 23:03:02	Straylight	39.000	172	Gam Gru	3.0030	13100.	78	18163	No
168	GOM_NL__2PRFIN20050820_230927_000000402040_00073_18163_5980.N1	20-AUG-2005 23:09:27	Bright	40.000	142	49Del Cap	2.8500	8900.0	80	18163	No
169	GOM_NL__2PRFIN20050820_231247_000000412040_00073_18163_5981.N1	20-AUG-2005 23:12:47	Bright	40.500	154	22Bet Aqr	2.8990	5700.0	81	18163	No
170	GOM_NL__2PRFIN20050820_232419_000000352040_00073_18163_5982.N1	20-AUG-2005 23:24:19	Bright	35.000	92	53Eps Cyg	2.5000	4500.0	70	18163	No
171	GOM_NL__2PRFIN20050820_232732_000000392040_00073_18163_5983.N1	20-AUG-2005 23:27:32	Bright	38.500	19	50Alp Cyg	1.2460	10500.	77	18163	No
172	GOM_NL__2PRFIN20050820_233247_000000342040_00073_18163_5984.N1	20-AUG-2005 23:32:47	Bright	33.500	89	5Alp Cep	2.4510	8000.0	67	18163	No

3. Quality information per product

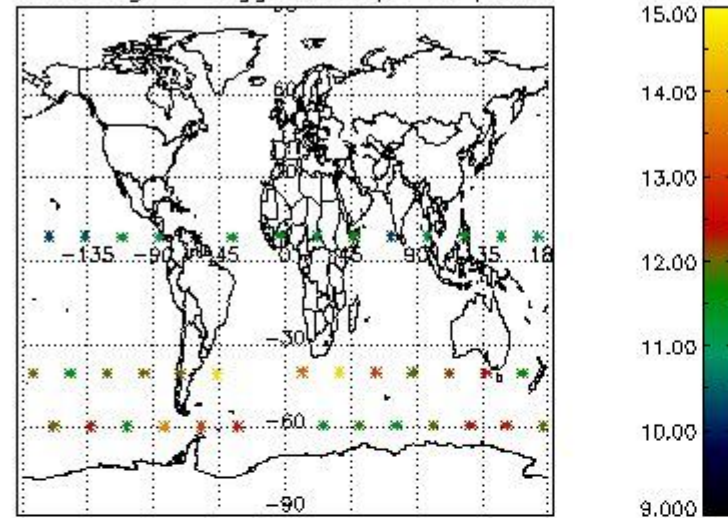
In this section it is plotted some information contained in the Quality Summary data set of the level 2 products. Only products in dark limb conditions and without errors (error flag in the MPH set to "0") are used.

3.1 Plot quality information per product (time dependant)

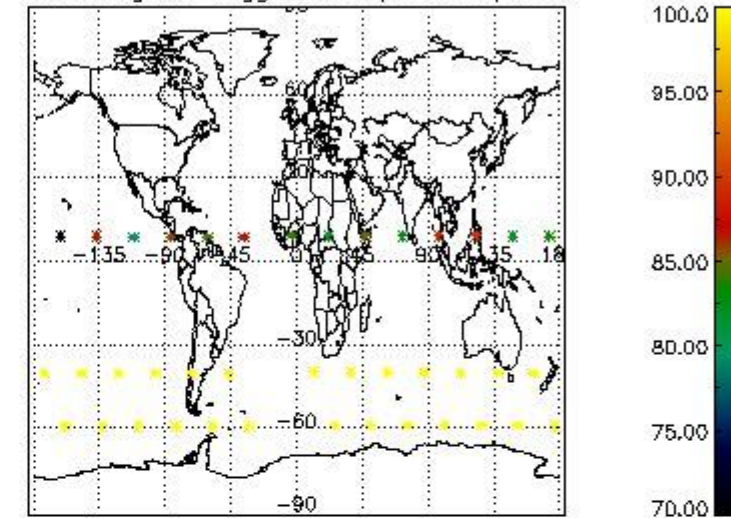


3.2 Plot quality information per product (world map)

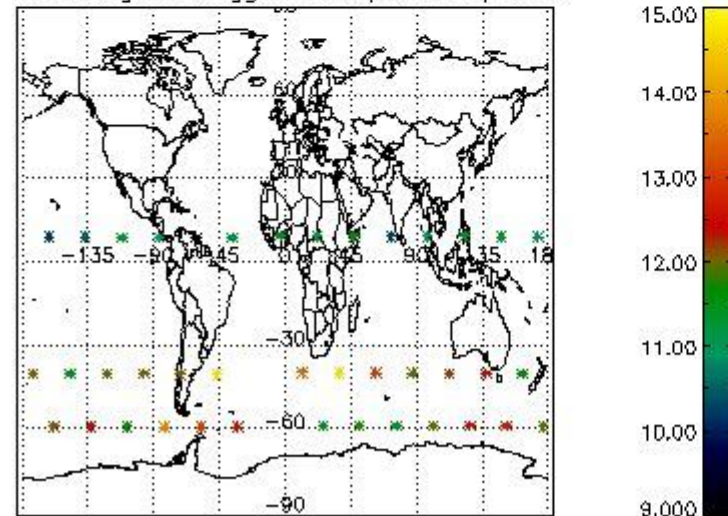
Percentage of flagged data per O3 profile



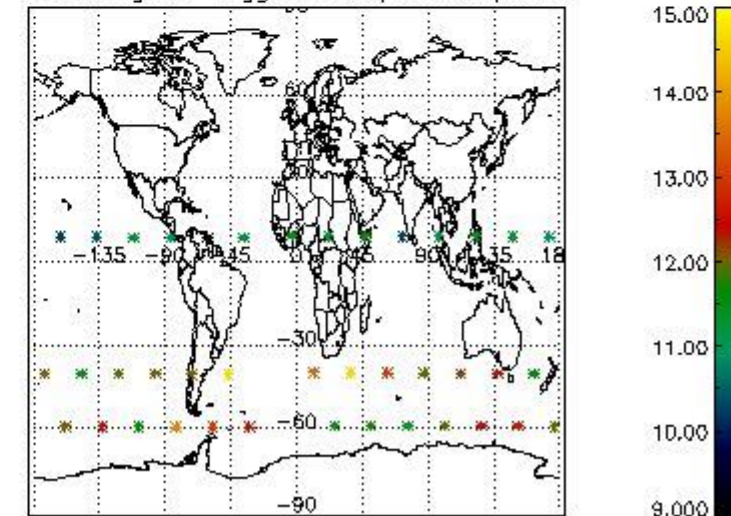
Percentage of flagged data per H2O profile



Percentage of flagged data per NO2 profile



Percentage of flagged data per NO3 profile

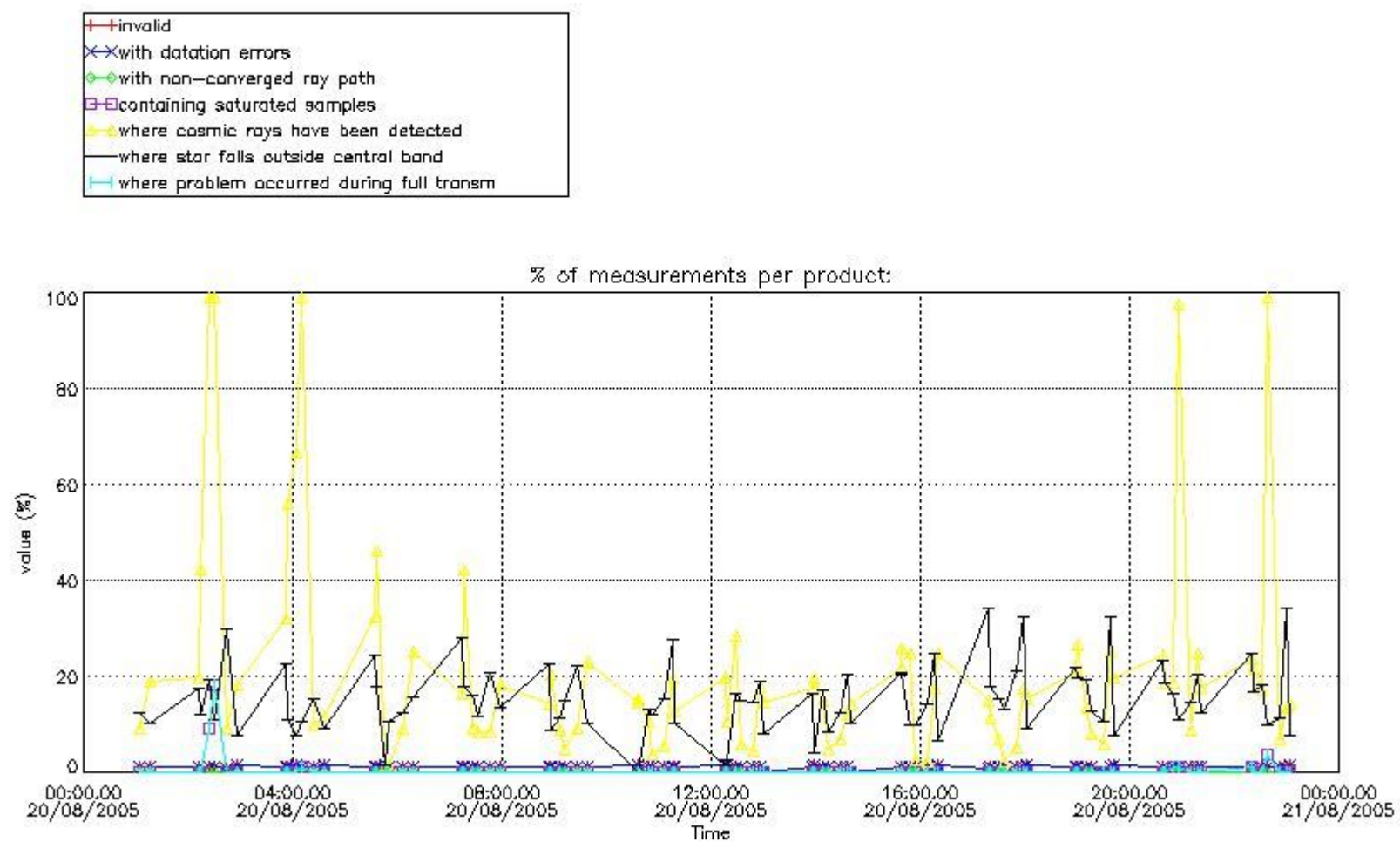


4. Level 1 quality information per product

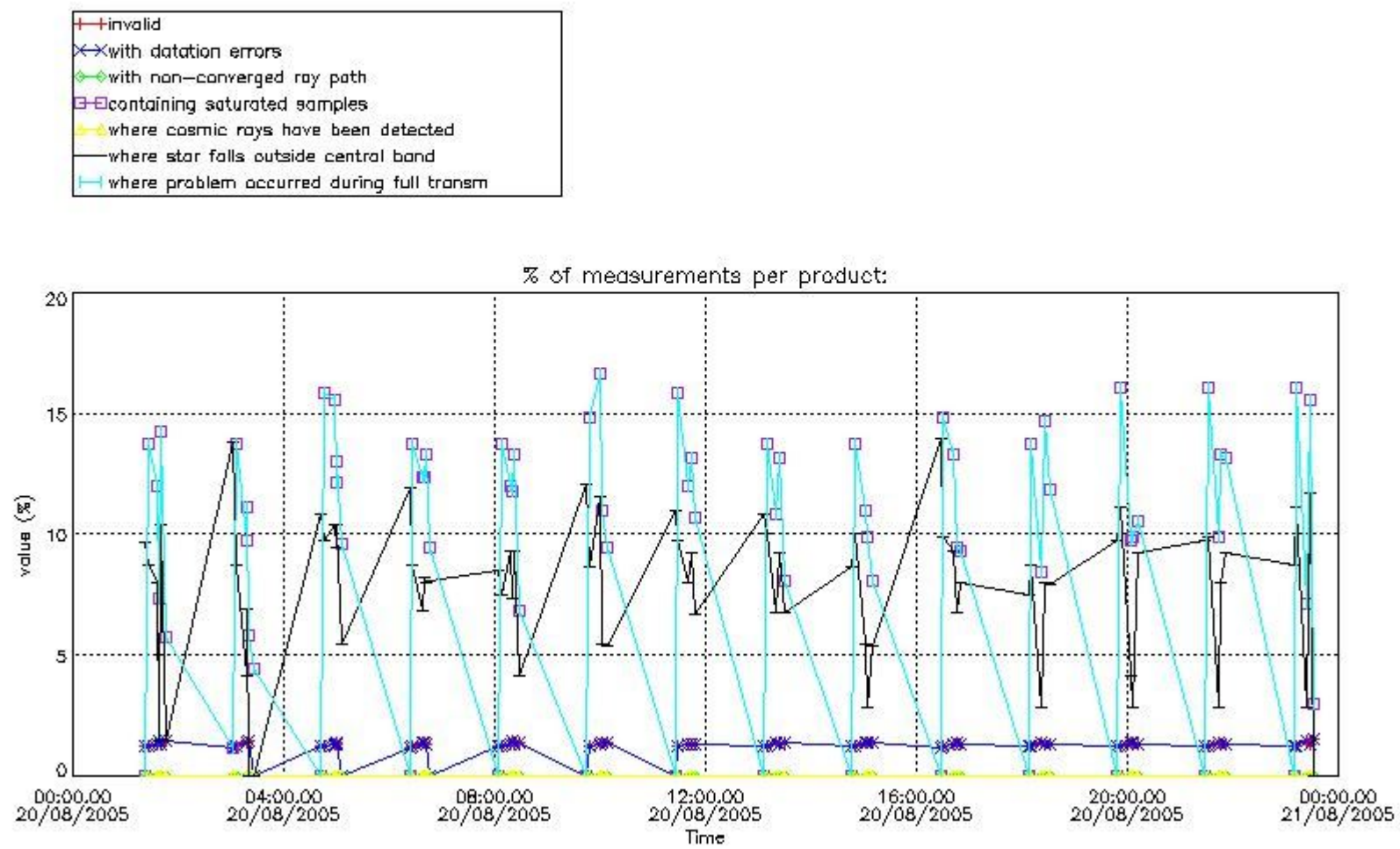
In this section it is plotted some information contained in the Quality Summary data set of the level 2 products that comes from the level 1b processing. Products without errors (error flag in the MPH set to "0") are used.

4.1 Plot quality information per product (time dependant) coming from level 1b processing

4.1.1 Plot level 1 quality information per product (time dependant): ENVISAT ASCENDING passes



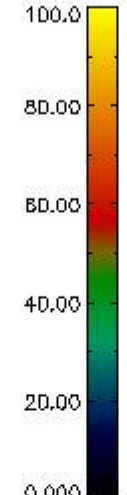
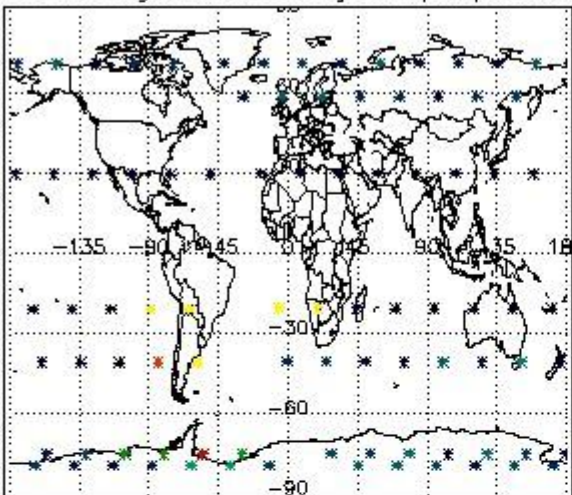
4.1.2 Plot level 1 quality information per product (time dependant): ENVI SAT DESCENDING passes



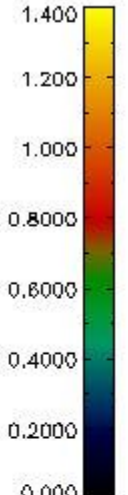
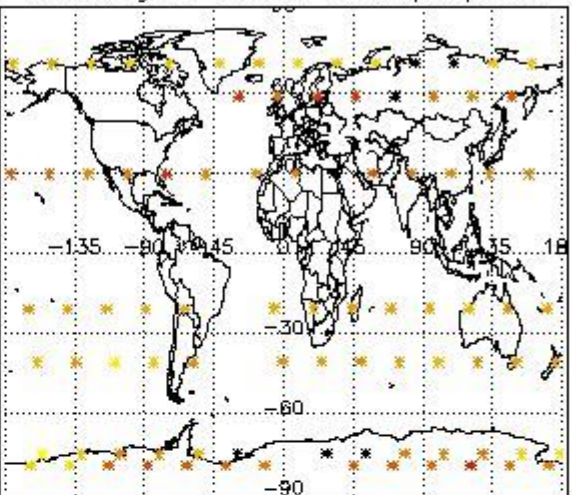
4.2 Plot quality information per product coming from level 1b processing (world map)

4.2.1 Plot level 1 quality information per product (world map): ENVISAT ASCENDING passes

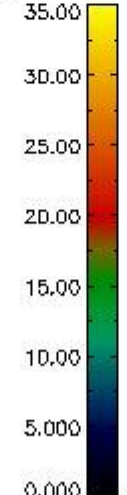
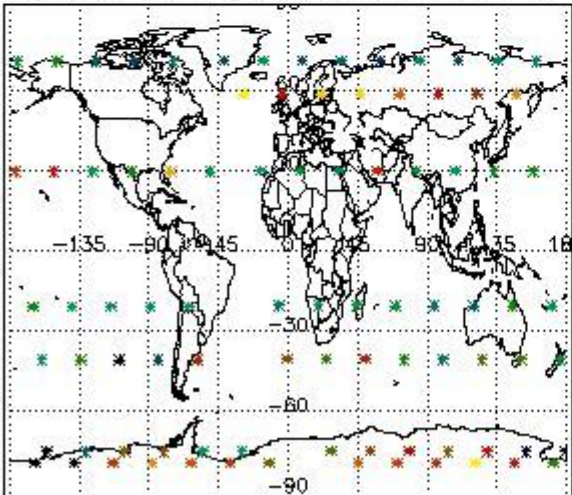
Percentage of cosmic ray hits per profile



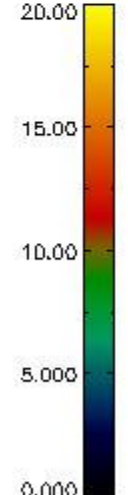
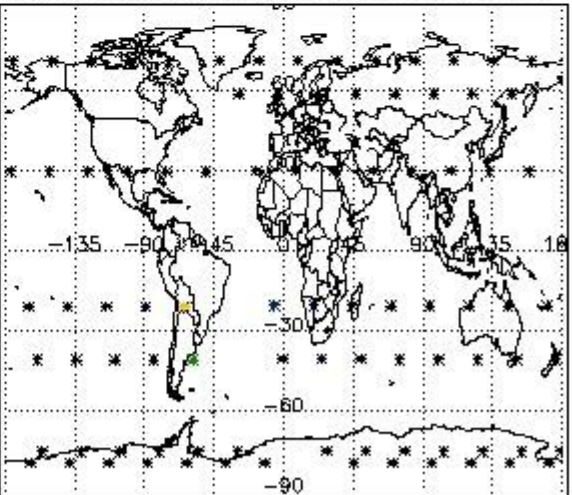
Percentage of datation errors per profile



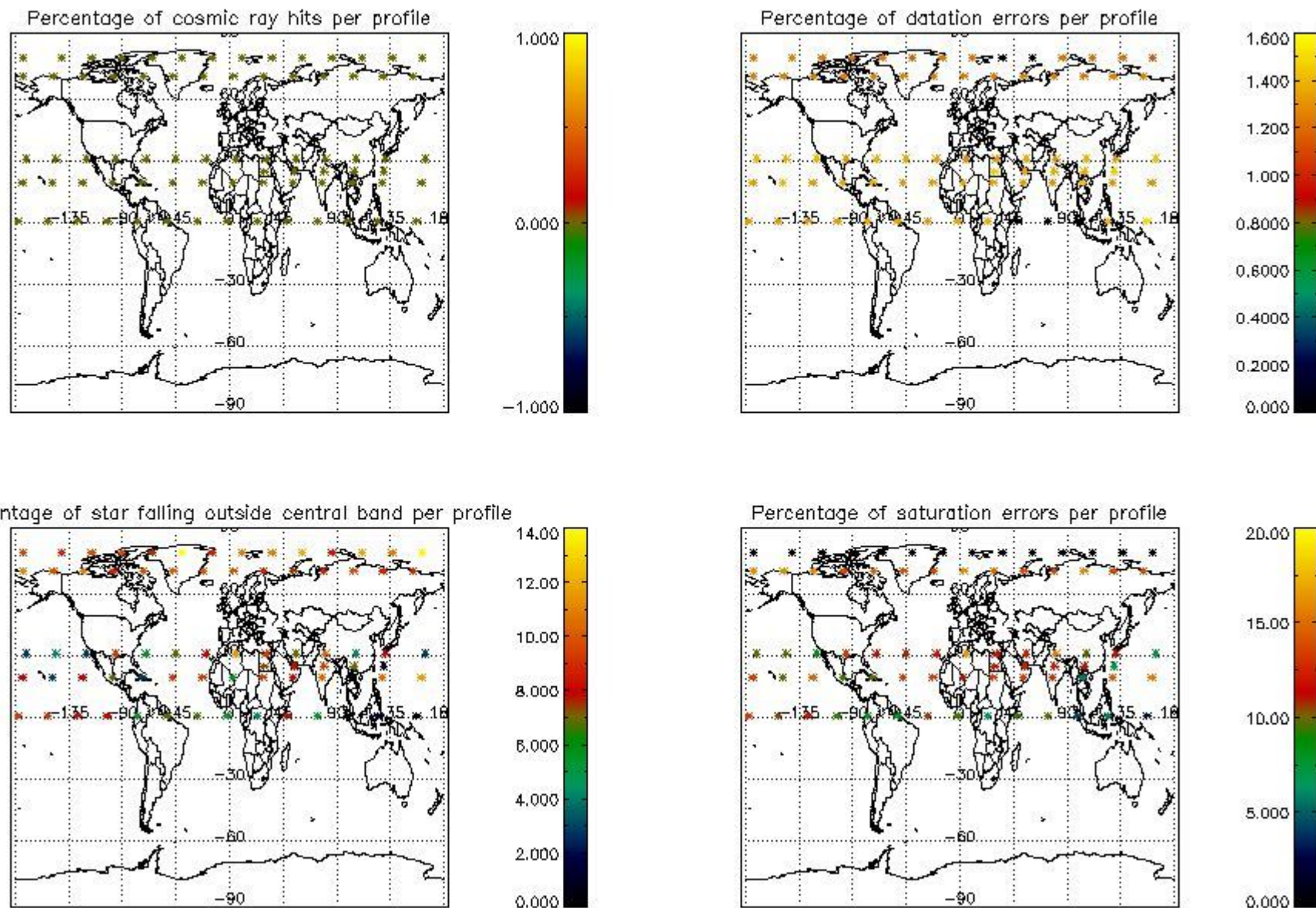
Percentage of star falling outside central band per profile



Percentage of saturation errors per profile



4.2.2 Plot level 1 quality information per product (world map): ENVISAT DESCENDING passes



5. Trace gas profiles

5.1 Ozone statistics based on quality of products

The final quality of the products can be "measured" using the STD (Standard Deviation) attached to every point profile. This information is written to the parameter GOM_NL__2P/NL_LOCAL_SPECIES_DENSITY/o3_std of the level 2 products. The table below shows the statistics for given STD ranges.

The statistics are given with respect to the overall valid production:

- Products without fatal errors: GOM_NL__2P/MPH/PRODUCT_ERR=0
- Valid point profile: GOM_NL__2P/NL_LOCAL_SPECIES_DENSITY/pcd(0)=0

The 'Criteria' is applied to valid points of dark limb products:

- Products in dark limb illumination condition: GOM_NL__2P/NL_SUMMARY_QUALITY/obs_ill_cond=0
- Products without fatal errors: GOM_NL__2P/MPH/PRODUCT_ERR=0
- Valid point profile: GOM_NL__2P/NL_LOCAL_SPECIES_DENSITY/pcd(0)=0

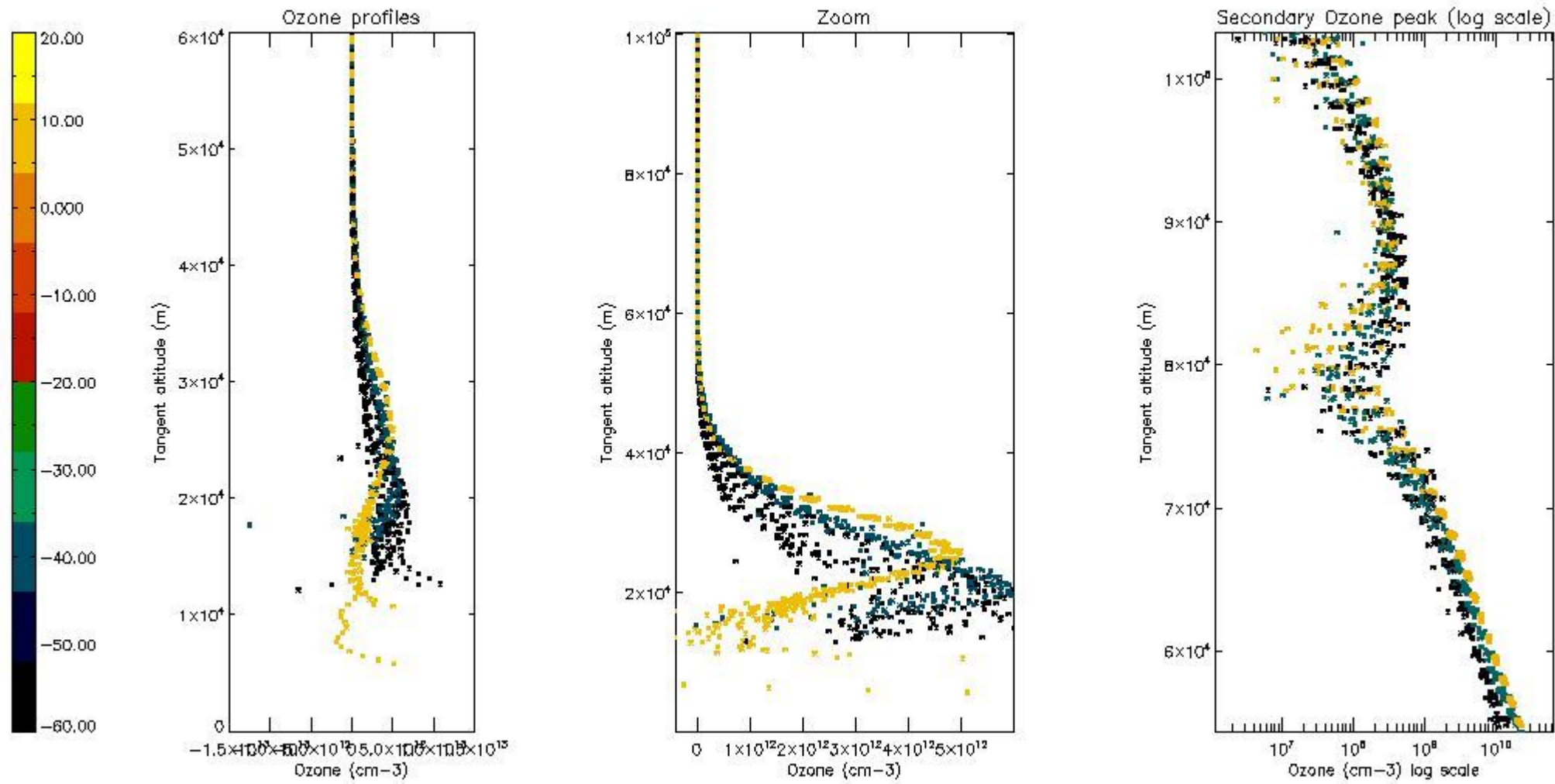
So, the table below shows the percentage of dark limb and valid observations for each criteria with respect to the overall valid daily observations.

Criteria	% of total production
All STD	26
STD < 20	19

STD < 10	17
STD < 5	14

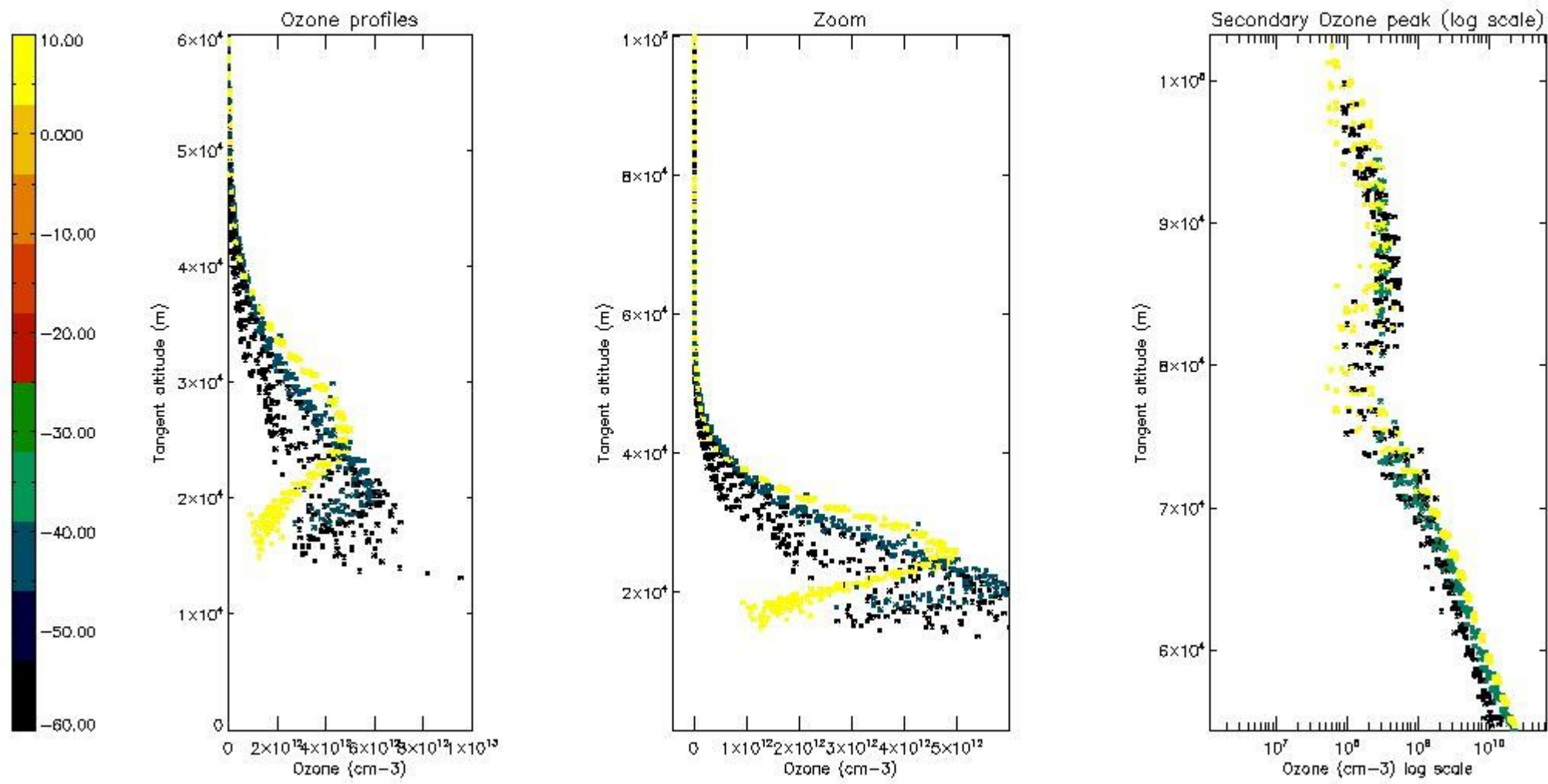
5.2 Plot ozone profiles for all STD (dark without errors)

The colorbar represents the latitude.



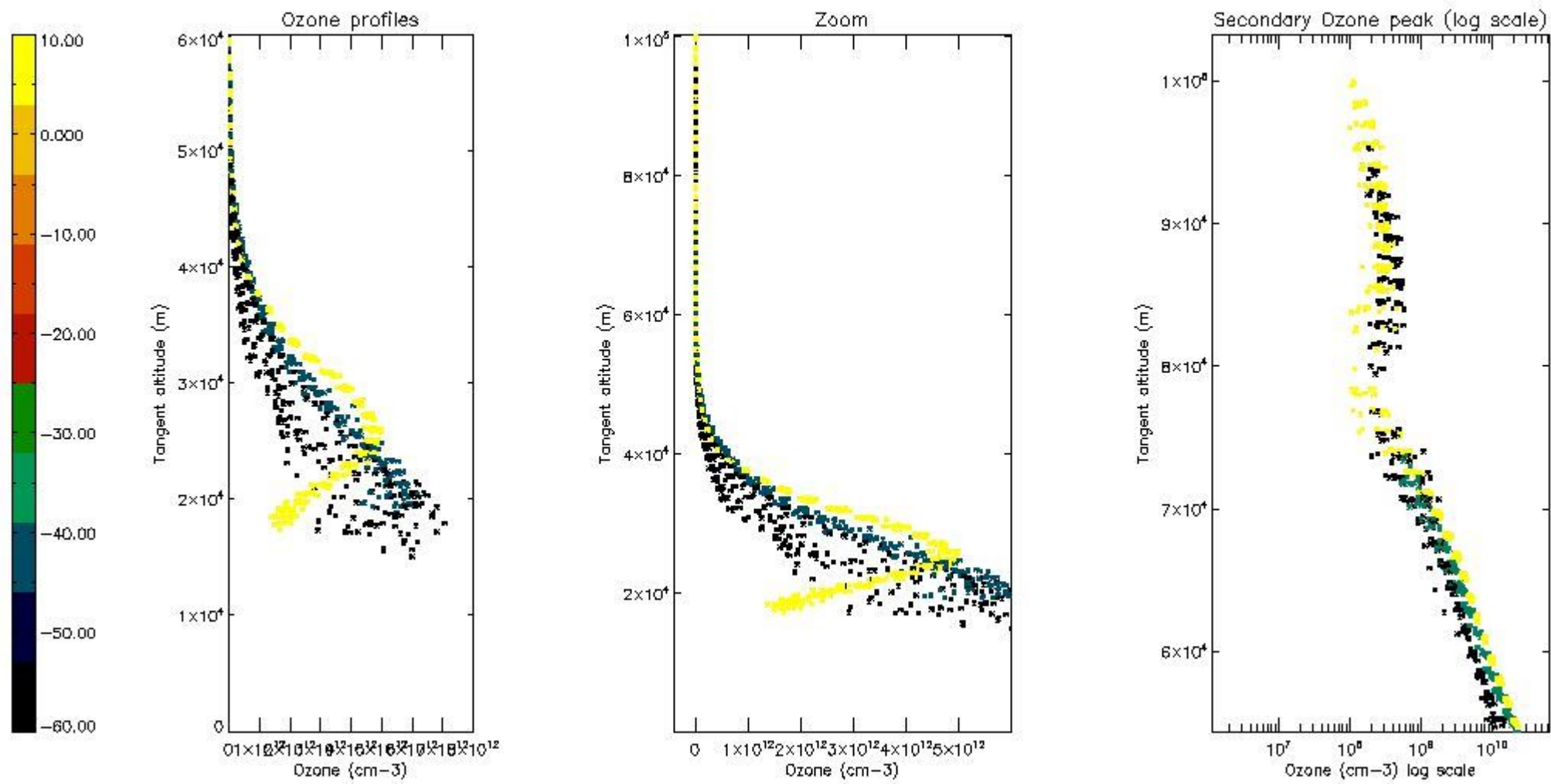
5.3 Plot ozone profiles where STD < 20% (dark without errors)

The colorbar represents the latitude.



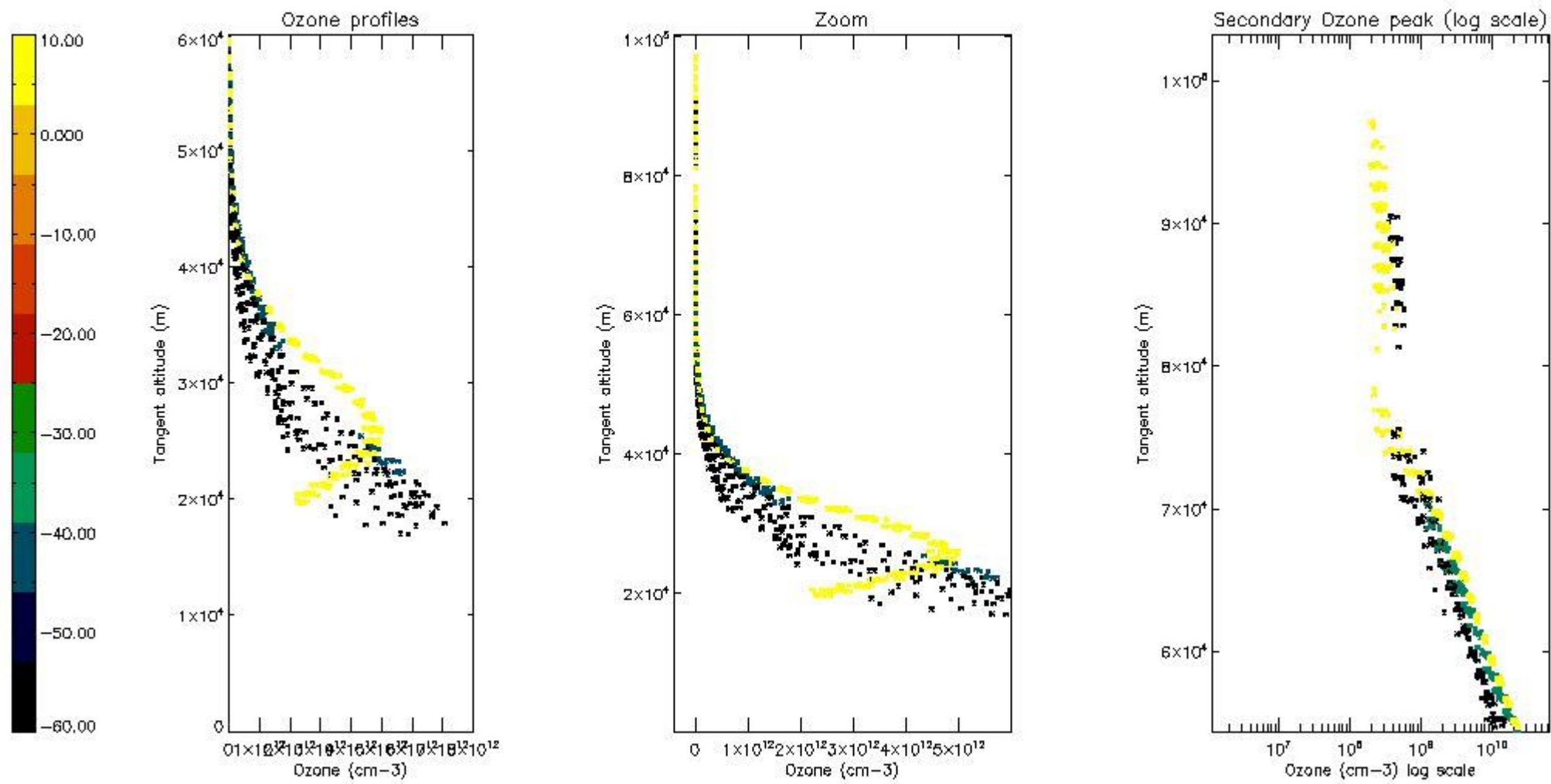
5.4 Plot ozone profiles where STD < 10% (dark without errors)

The colorbar represents the latitude.



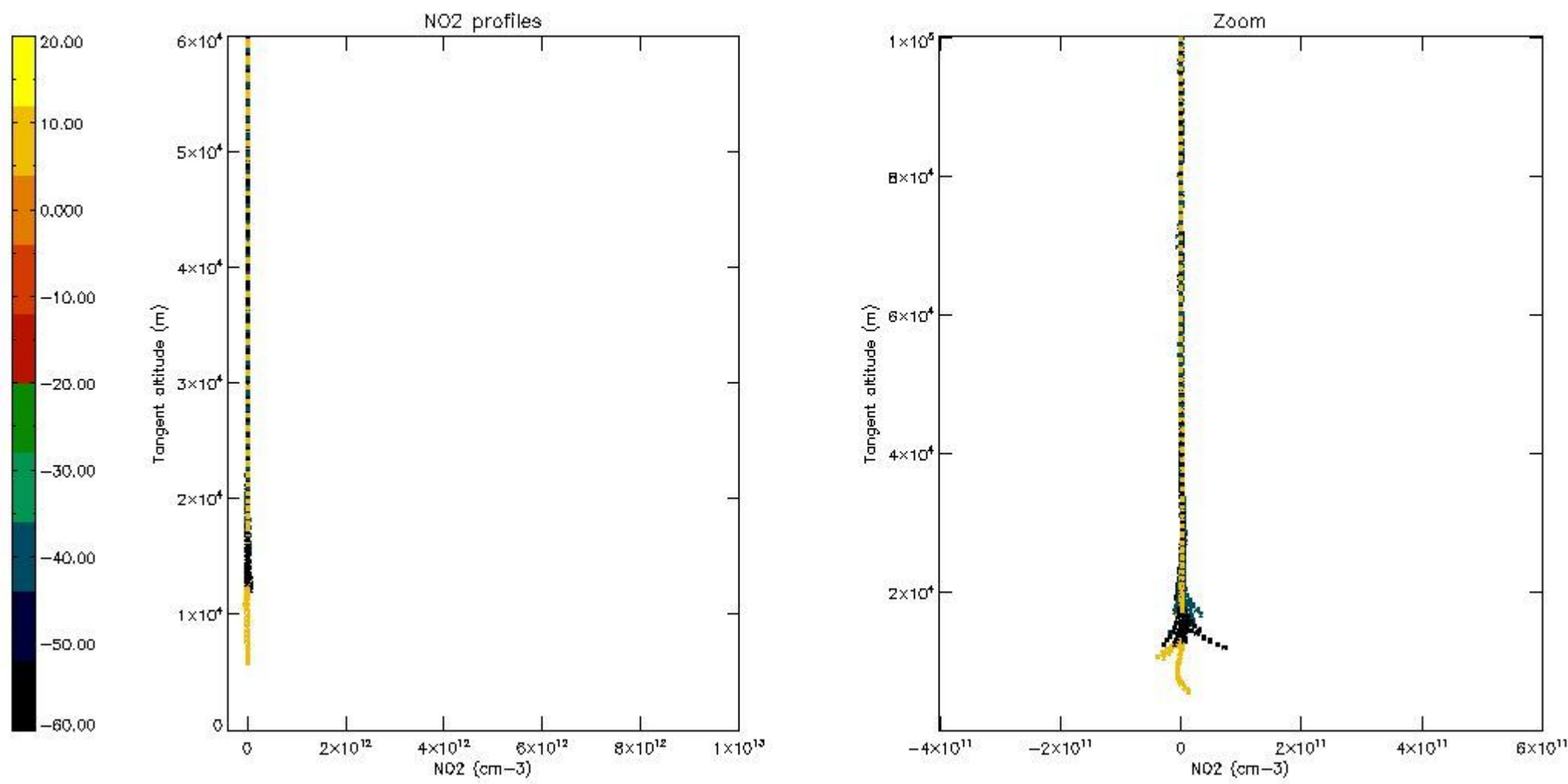
5.5 Plot ozone profiles where STD < 5% (dark without errors)

The colorbar represents the latitude.



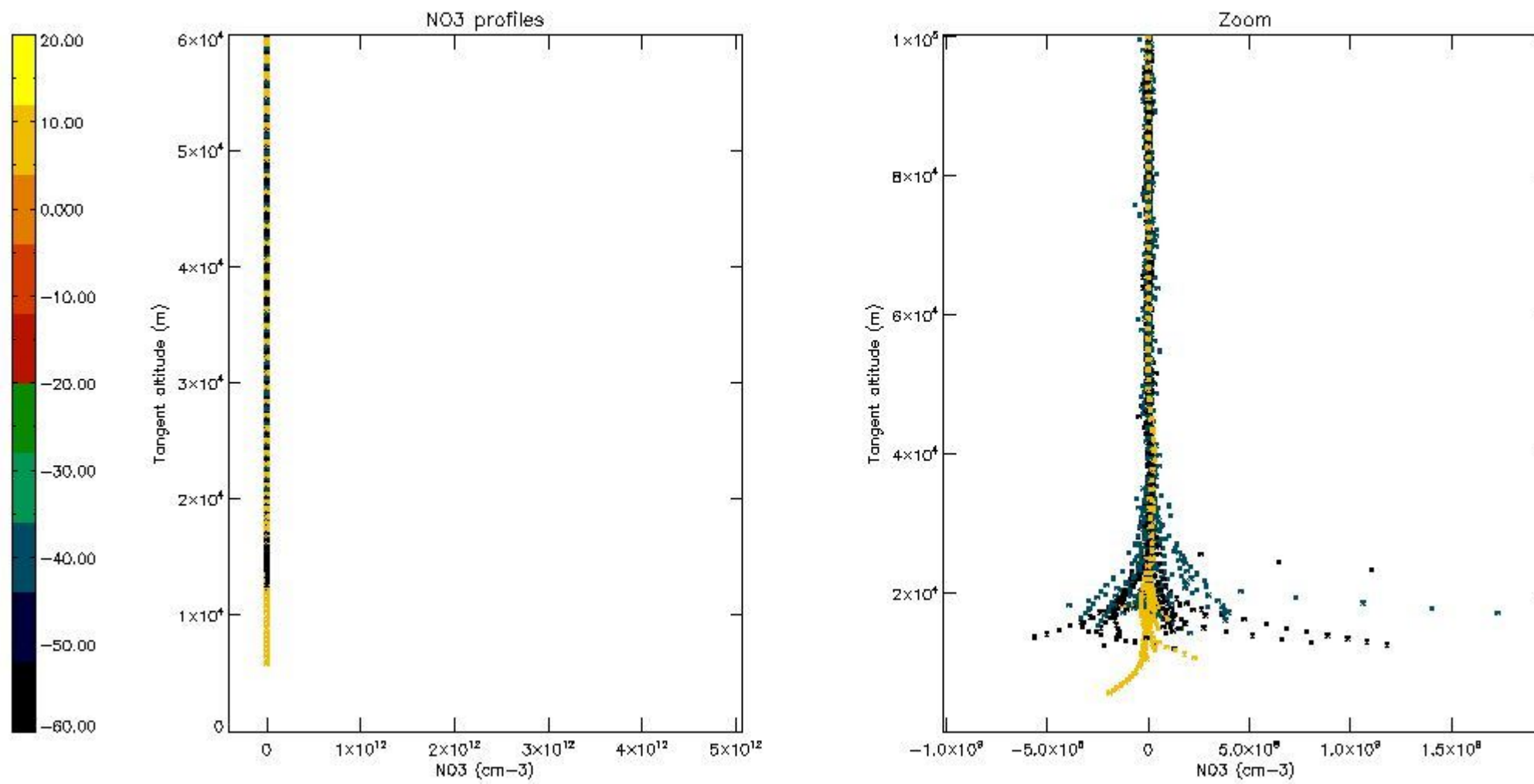
5.6 Plot NO2 profiles for all STD (dark without errors)

The colorbar represents the latitude.



5.7 Plot NO3 profiles for all STD (dark without errors)

The colorbar represents the latitude.



6. Auxiliary Data Files used for the production reported in section 2

The number reported in the third column indicates since which file (see list in section 2) the corresponding auxiliary file has been used. The fourth column is the date of those product files.

Type	Auxiliary Filename	Used since product	Used since product date
INST_PHYS_CHARACTERISTICS	GOM_INS_AXVIEC20091111_143220_20030716_120000_20500101_000000	1	20-AUG-2005 01:03:15
LEVEL-2_PROC_CONFIG	GOM_PR2_AXVIEC20091111_152718_20020301_000000_20500101_000000	1	20-AUG-2005 01:03:15
CROSS_SECTIONS_FILE	GOM_CRS_AXVIEC20091111_154832_20020301_000000_20500101_000000	1	20-AUG-2005 01:03:15

GOMOS Level 2 Daily Report

SUMMARY

[1. General Info](#)

[2. Summary of processed GOM_NL_2P products](#)

[3. Level 2 Quality information per product](#)

[3.1 Plot of level 2 quality information per product \(time dependant\)](#)

[3.2 Plot of level 2 quality information per product \(world map\)](#)

[4. Level 1 Quality information per product \(stored on level 2 products\)](#)

[4.1 Plot of level 1 quality information per product \(time dependant\)](#)

[4.1.1 Plot of level 1 quality information per product \(time dependant\): ASCENDING](#)

[4.1.2 Plot of level 1 quality information per product \(time dependant\): DESCENDING](#)

[4.2 Plot of level 1 quality information per product \(world map\)](#)

[4.2.1 Plot of level 1 quality information per product \(world map\): ASCENDING](#)

[4.2.2 Plot of level 1 quality information per product \(world map\): DESCENDING](#)

[5. Ozone profiles based on quality statistics and other trace gas profiles](#)

[5.1 Ozone statistics based on quality of products](#)

[5.2 Plot ozone profiles for all STD \(dark without errors\)](#)

[5.3 Plot ozone profiles where STD < 20% \(dark without errors\)](#)

[5.4. Plot ozone profiles where STD < 10% \(dark without errors\)](#)

[5.5. Plot ozone profiles where STD < 5% \(dark without errors\)](#)

[5.6 Plot NO2 profiles for all STD \(dark without errors\)](#)

[5.7 Plot NO3 profiles for all STD \(dark without errors\)](#)

[5.8 Plot H2O profiles \(only for occultations of stars 1,2,3,4,13,14,16,26,63 dark without errors\) for all STD](#)

[6. Auxiliary Data Files used for the production reported in section 2](#)

This report presents the daily analysis on parameters extracted from GOMOS level 2 data (GOM_NL__2P). It is intended to monitor some important parameters that will impact the quality of these products. A list of level 2 products (and content) that have arrived during the reporting day to the PCF is also given.

Item	Value
Time of report generation	18APR2013 10:29:52
Data source version	GOMOS/6.01
Start time of products	20-08-2005 (20AUG2005 00:00:00)
Stop time of products	21-08-2005 (21AUG2005 00:00:00)
Store outputs in DB	Yes
Nb of level 2 prods	172
Nb of prods with errors	9

2. Summary of processed GOM_NL__2P products.

Nr	Filename	UTC Start time	Limb	Duration	Star Id	Star Name	Star Mag	Star Temp	Nb Meas	Orbit	Prod. error
1	GOM_NL__2PRFIN20050820_010315_000000452040_00060_18150_5949.N1	20-AUG-2005 01:03:15	Dark	44.500	9	Alp Eri	0.45300	24000.	89	18150	No
2	GOM_NL__2PRFIN20050820_011231_000000252040_00060_18150_5950.N1	20-AUG-2005 01:12:31	Dark	24.500	31	Alp Gru	1.7340	15200.	49	18150	Yes
3	GOM_NL__2PRFIN20050820_011511_000000402040_00060_18150_5951.N1	20-AUG-2005 01:15:11	Straylight	40.000	172	Gam Gru	3.0030	13100.	80	18150	No
4	GOM_NL__2PRFIN20050820_012139_000000422040_00060_18150_5952.N1	20-AUG-2005 01:21:39	Bright	41.500	142	49Del Cap	2.8500	8900.0	83	18150	No
5	GOM_NL__2PRFIN20050820_012500_000000402040_00060_18150_5953.N1	20-AUG-2005 01:25:00	Bright	40.000	154	22Bet Aqr	2.8990	5700.0	80	18150	No
6	GOM_NL__2PRFIN20050820_013634_000000382040_00060_18150_5954.N1	20-AUG-2005 01:36:34	Bright	37.500	92	53Eps Cyg	2.5000	4500.0	75	18150	No
7	GOM_NL__2PRFIN20050820_013814_000000342040_00060_18150_5955.N1	20-AUG-2005 01:38:14	Bright	34.000	66	37Gam Cyg	2.2080	5900.0	68	18150	No
8	GOM_NL__2PRFIN20050820_013946_000000392040_00060_18150_5956.N1	20-AUG-2005 01:39:46	Bright	38.500	19	50Alp Cyg	1.2460	10500.	77	18150	No
9	GOM_NL__2PRFIN20050820_014503_000000352040_00060_18150_5957.N1	20-AUG-2005 01:45:03	Bright	35.000	89	5Alp Cep	2.4510	8000.0	70	18150	No
10	GOM_NL__2PRFIN20050820_021220_000000462040_00060_18150_5958.N1	20-AUG-2005 02:12:20	Twilight	46.000	151	13Mu Gem	2.8900	3000.0	92	18150	No
11	GOM_NL__2PRFIN20050820_021357_000000422040_00060_18150_5959.N1	20-AUG-2005 02:13:57	Twilight	41.500	44	24Gam Gem	1.9280	11000.	83	18150	No
12	GOM_NL__2PRFIN20050820_022406_000000452040_00060_18150_5960.N1	20-AUG-2005 02:24:06	Dark	44.500	47	2Bet CMa	1.9760	28000.	89	18150	No
13	GOM_NL__2PRFIN20050820_022944_000000422040_00060_18150_5961.N1	20-AUG-2005 02:29:44	Dark	41.500	108	Alp Col	2.6520	15200.	83	18150	No
14	GOM_NL__2PRFIN20050820_024352_000000562040_00061_18151_5949.N1	20-AUG-2005 02:43:52	Dark	55.500	9	Alp Eri	0.45300	24000.	111	18151	No
15	GOM_NL__2PRFIN20050820_025311_000000222040_00061_18151_5950.N1	20-AUG-2005 02:53:11	Dark	21.500	31	Alp Gru	1.7340	15200.	43	18151	Yes
16	GOM_NL__2PRFIN20050820_025547_000000392040_00061_18151_5951.N1	20-AUG-2005 02:55:47	Straylight	38.500	172	Gam Gru	3.0030	13100.	77	18151	No
17	GOM_NL__2PRFIN20050820_030215_000000442040_00061_18151_5952.N1	20-AUG-2005 03:02:15	Bright	43.500	142	49Del Cap	2.8500	8900.0	87	18151	No
18	GOM_NL__2PRFIN20050820_030536_000000402040_00061_18151_5953.N1	20-AUG-2005 03:05:36	Bright	40.000	154	22Bet Aqr	2.8990	5700.0	80	18151	No
19	GOM_NL__2PRFIN20050820_031710_000000362040_00061_18151_5954.N1	20-AUG-2005 03:17:10	Bright	36.000	92	53Eps Cyg	2.5000	4500.0	72	18151	No
20	GOM_NL__2PRFIN20050820_031850_000000362040_00061_18151_5955.N1	20-AUG-2005 03:18:50	Bright	36.000	66	37Gam Cyg	2.2080	5900.0	72	18151	No
21	GOM_NL__2PRFIN20050820_032022_000000352040_00061_18151_5956.N1	20-AUG-2005 03:20:22	Bright	34.500	19	50Alp Cyg	1.2460	10500.	69	18151	No
22	GOM_NL__2PRFIN20050820_032539_000000342040_00061_18151_5957.N1	20-AUG-2005 03:25:39	Bright	34.000	89	5Alp Cep	2.4510	8000.0	68	18151	No
23	GOM_NL__2PRFIN20050820_035256_000000492040_00061_18151_5958.N1	20-AUG-2005 03:52:56	Twilight	48.500	151	13Mu Gem	2.8900	3000.0	97	18151	No
24	GOM_NL__2PRFIN20050820_035433_000000412040_00061_18151_5959.N1	20-AUG-2005 03:54:33	Twilight	41.000	44	24Gam Gem	1.9280	11000.	82	18151	No
25	GOM_NL__2PRFIN20050820_040442_000000392040_00061_18151_5960.N1	20-AUG-2005 04:04:42	Dark	39.000	47	2Bet CMa	1.9760	28000.	78	18151	No
26	GOM_NL__2PRFIN20050820_041021_000000422040_00061_18151_5961.N1	20-AUG-2005 04:10:21	Dark	42.000	108	Alp Col	2.6520	15200.	84	18151	No
27	GOM_NL__2PRFIN20050820_042428_000000462040_00062_18152_5949.N1	20-AUG-2005 04:24:28	Dark	46.000	9	Alp Eri	0.45300	24000.	92	18152	No
28	GOM_NL__2PRFIN20050820_043351_000000182040_00062_18152_5950.N1	20-AUG-2005 04:33:51	Dark	17.500	31	Alp Gru	1.7340	15200.	35	18152	Yes
29	GOM_NL__2PRFIN20050820_043624_000000392040_00062_18152_5951.N1	20-AUG-2005 04:36:24	Straylight	39.000	172	Gam Gru	3.0030	13100.	78	18152	No
30	GOM_NL__2PRFIN20050820_044251_000000422040_00062_18152_5952.N1	20-AUG-2005 04:42:51	Bright	41.500	142	49Del Cap	2.8500	8900.0	83	18152	No
31	GOM_NL__2PRFIN20050820_044612_000000412040_00062_18152_5953.N1	20-AUG-2005 04:46:12	Bright	41.000	154	22Bet Aqr	2.8990	5700.0	82	18152	No
32	GOM_NL__2PRFIN20050820_045746_000000392040_00062_18152_5954.N1	20-AUG-2005 04:57:46	Bright	38.500	92	53Eps Cyg	2.5000	4500.0	77	18152	No
33	GOM_NL__2PRFIN20050820_045926_000000372040_00062_18152_5955.N1	20-AUG-2005 04:59:26	Bright	37.000	66	37Gam Cyg	2.2080	5900.0	74	18152	No
34	GOM_NL__2PRFIN20050820_050058_000000392040_00062_18152_5956.N1	20-AUG-2005 05:00:58	Bright	38.500	19	50Alp Cyg	1.2460	10500.	77	18152	No
35	GOM_NL__2PRFIN20050820_050615_000000372040_00062_18152_5957.N1	20-AUG-2005 05:06:15	Bright	36.500	89	5Alp Cep	2.4510	8000.0	73	18152	No
36	GOM_NL__2PRFIN20050820_053332_000000502040_00062_18152_5958.N1	20-AUG-2005 05:33:32	Twilight	49.500	151	13Mu Gem	2.8900	3000.0	99	18152	No
37	GOM_NL__2PRFIN20050820_053510_000000452040_00062_18152_5959.N1	20-AUG-2005 05:35:10	Twilight	44.500	44	24Gam Gem	1.9280	11000.	89	18152	No
38	GOM_NL__2PRFIN20050820_054519_000000372040_00062_18152_5960.N1	20-AUG-2005 05:45:19	Dark	37.000	47	2Bet CMa	1.9760	28000.	74	18152	No
39	GOM_NL__2PRFIN20050820_055057_000000422040_00062_18152_5961.N1	20-AUG-2005 05:50:57	Dark	42.000	108	Alp Col	2.6520	15200.	84	18152	No
40	GOM_NL__2PRFIN20050820_060505_000000452040_00063_18153_5950.N1	20-AUG-2005 06:05:05	Dark	44.500	9	Alp Eri	0.45300	24000.	89	18153	No
41	GOM_NL__2PRFIN20050820_061431_000000152040_00063_18153_5951.N1	20-AUG-2005 06:14:31	Dark	15.000	31	Alp Gru	1.7340	15200.	30	18153	Yes
42	GOM_NL__2PRFIN20050820_061700_000000422040_00063_18153_5952.N1	20-AUG-2005 06:17:00	Straylight	42.000	172	Gam Gru	3.0030	13100.	84	18153	No

43	GOM_NL__2PRFIN20050820_062327_000000422040_00063_18153_5953.N1	20-AUG-2005 06:23:27	Bright	42.000	142	49Del Cap	2.8500	8900.0	84	18153	No
44	GOM_NL__2PRFIN20050820_062648_000000402040_00063_18153_5954.N1	20-AUG-2005 06:26:48	Bright	40.000	154	22Bet Aqr	2.8990	5700.0	80	18153	No
45	GOM_NL__2PRFIN20050820_063821_000000372040_00063_18153_5955.N1	20-AUG-2005 06:38:21	Bright	36.500	92	53Eps Cyg	2.5000	4500.0	73	18153	No
46	GOM_NL__2PRFIN20050820_064002_000000372040_00063_18153_5956.N1	20-AUG-2005 06:40:02	Bright	36.500	66	37Gam Cyg	2.2080	5900.0	73	18153	No
47	GOM_NL__2PRFIN20050820_064134_000000382040_00063_18153_5957.N1	20-AUG-2005 06:41:34	Bright	37.500	19	50Alp Cyg	1.2460	10500.	75	18153	No
48	GOM_NL__2PRFIN20050820_064650_000000372040_00063_18153_5958.N1	20-AUG-2005 06:46:50	Bright	37.000	89	5Alp Cep	2.4510	8000.0	74	18153	No
49	GOM_NL__2PRFIN20050820_071409_000000522040_00063_18153_5959.N1	20-AUG-2005 07:14:09	Twi_and_stray	52.000	151	13Mu Gem	2.8900	3000.0	104	18153	No
50	GOM_NL__2PRFIN20050820_071546_000000452040_00063_18153_5960.N1	20-AUG-2005 07:15:46	Twi_and_stray	45.000	44	24Gam Gem	1.9280	11000.	90	18153	No
51	GOM_NL__2PRFIN20050820_072555_000000442040_00063_18153_5961.N1	20-AUG-2005 07:25:55	Dark	43.500	47	2Bet CMa	1.9760	28000.	87	18153	No
52	GOM_NL__2PRFIN20050820_073134_000000432040_00063_18153_5962.N1	20-AUG-2005 07:31:34	Dark	42.500	108	Alp Col	2.6520	15200.	85	18153	No
53	GOM_NL__2PRFIN20050820_074542_000000492040_00064_18154_5951.N1	20-AUG-2005 07:45:42	Dark	48.500	9	Alp Eri	0.45300	24000.	97	18154	No
54	GOM_NL__2PRFIN20050820_075511_000000112040_00064_18154_5952.N1	20-AUG-2005 07:55:11	Dark	11.000	31	Alp Gru	1.7340	15200.	22	18154	Yes
55	GOM_NL__2PRFIN20050820_075736_000000412040_00064_18154_5953.N1	20-AUG-2005 07:57:36	Straylight	41.000	172	Gam Gru	3.0030	13100.	82	18154	No
56	GOM_NL__2PRFIN20050820_080403_000000412040_00064_18154_5954.N1	20-AUG-2005 08:04:03	Bright	41.000	142	49Del Cap	2.8500	8900.0	82	18154	No
57	GOM_NL__2PRFIN20050820_080724_000000402040_00064_18154_5955.N1	20-AUG-2005 08:07:24	Bright	40.000	154	22Bet Aqr	2.8990	5700.0	80	18154	No
58	GOM_NL__2PRFIN20050820_081857_000000382040_00064_18154_5956.N1	20-AUG-2005 08:18:57	Bright	37.500	92	53Eps Cyg	2.5000	4500.0	75	18154	No
59	GOM_NL__2PRFIN20050820_082040_000000342040_00064_18154_5957.N1	20-AUG-2005 08:20:40	Bright	34.000	66	37Gam Cyg	2.2080	5900.0	68	18154	No
60	GOM_NL__2PRFIN20050820_082210_000000382040_00064_18154_5958.N1	20-AUG-2005 08:22:10	Bright	37.500	19	50Alp Cyg	1.2460	10500.	75	18154	No
61	GOM_NL__2PRFIN20050820_082726_000000372040_00064_18154_5959.N1	20-AUG-2005 08:27:26	Bright	36.500	89	5Alp Cep	2.4510	8000.0	73	18154	No
62	GOM_NL__2PRFIN20050820_085445_000000492040_00064_18154_5960.N1	20-AUG-2005 08:54:45	Twi_and_stray	49.000	151	13Mu Gem	2.8900	3000.0	98	18154	No
63	GOM_NL__2PRFIN20050820_085622_000000402040_00064_18154_5961.N1	20-AUG-2005 08:56:22	Twi_and_stray	39.500	44	24Gam Gem	1.9280	11000.	79	18154	No
64	GOM_NL__2PRFIN20050820_090632_000000412040_00064_18154_5962.N1	20-AUG-2005 09:06:32	Dark	40.500	47	2Bet CMa	1.9760	28000.	81	18154	No
65	GOM_NL__2PRFIN20050820_091210_000000442040_00064_18154_5963.N1	20-AUG-2005 09:12:10	Dark	44.000	108	Alp Col	2.6520	15200.	88	18154	No
66	GOM_NL__2PRFIN20050820_092618_000000502040_00065_18155_5952.N1	20-AUG-2005 09:26:18	Dark	49.500	9	Alp Eri	0.45300	24000.	99	18155	No
67	GOM_NL__2PRFIN20050820_093552_000000052040_00065_18155_5953.N1	20-AUG-2005 09:35:52	Dark	5.0000	31	Alp Gru	1.7340	15200.	10	18155	Yes
68	GOM_NL__2PRFIN20050820_093813_000000402040_00065_18155_5954.N1	20-AUG-2005 09:38:13	Straylight	39.500	172	Gam Gru	3.0030	13100.	79	18155	No
69	GOM_NL__2PRFIN20050820_094439_000000422040_00065_18155_5955.N1	20-AUG-2005 09:44:39	Bright	41.500	142	49Del Cap	2.8500	8900.0	83	18155	No
70	GOM_NL__2PRFIN20050820_094800_000000412040_00065_18155_5956.N1	20-AUG-2005 09:48:00	Bright	40.500	154	22Bet Aqr	2.8990	5700.0	81	18155	No
71	GOM_NL__2PRFIN20050820_095933_000000392040_00065_18155_5957.N1	20-AUG-2005 09:59:33	Bright	39.000	92	53Eps Cyg	2.5000	4500.0	78	18155	No
72	GOM_NL__2PRFIN20050820_100123_000000252040_00065_18155_5958.N1	20-AUG-2005 10:01:23	Dark	25.000	66	37Gam Cyg	2.2080	5900.0	50	18155	Yes
73	GOM_NL__2PRFIN20050820_100245_000000372040_00065_18155_5959.N1	20-AUG-2005 10:02:45	Bright	36.500	19	50Alp Cyg	1.2460	10500.	73	18155	No
74	GOM_NL__2PRFIN20050820_100802_000000372040_00065_18155_5960.N1	20-AUG-2005 10:08:02	Bright	37.000	89	5Alp Cep	2.4510	8000.0	74	18155	No
75	GOM_NL__2PRFIN20050820_103521_000000382040_00065_18155_5961.N1	20-AUG-2005 10:35:21	Twi_and_stray	38.000	151	13Mu Gem	2.8900	3000.0	76	18155	No
76	GOM_NL__2PRFIN20050820_103658_000000362040_00065_18155_5962.N1	20-AUG-2005 10:36:58	Twi_and_stray	36.000	44	24Gam Gem	1.9280	11000.	72	18155	No
77	GOM_NL__2PRFIN20050820_104708_000000422040_00065_18155_5963.N1	20-AUG-2005 10:47:08	Dark	42.000	47	2Bet CMa	1.9760	28000.	84	18155	No
78	GOM_NL__2PRFIN20050820_105247_000000422040_00065_18155_5964.N1	20-AUG-2005 10:52:47	Dark	42.000	108	Alp Col	2.6520	15200.	84	18155	No
79	GOM_NL__2PRFIN20050820_110655_000000462040_00066_18156_5952.N1	20-AUG-2005 11:06:55	Dark	45.500	9	Alp Eri	0.45300	24000.	91	18156	No
80	GOM_NL__2PRFIN20050820_111508_000000512040_00066_18156_5953.N1	20-AUG-2005 11:15:08	Straylight	50.500	63	Bet Gru	2.1500	2800.0	101	18156	No
81	GOM_NL__2PRFIN20050820_111849_000000402040_00066_18156_5954.N1	20-AUG-2005 11:18:49	Straylight	39.500	172	Gam Gru	3.0030	13100.	79	18156	No
82	GOM_NL__2PRFIN20050820_112515_000000412040_00066_18156_5955.N1	20-AUG-2005 11:25:15	Bright	41.000	142	49Del Cap	2.8500	8900.0	82	18156	No
83	GOM_NL__2PRFIN20050820_112835_000000412040_00066_18156_5956.N1	20-AUG-2005 11:28:35	Bright	41.000	154	22Bet Aqr	2.8990	5700.0	82	18156	No
84	GOM_NL__2PRFIN20050820_114009_000000382040_00066_18156_5957.N1	20-AUG-2005 11:40:09	Bright	37.500	92	53Eps Cyg	2.5000	4500.0	75	18156	No
85	GOM_NL__2PRFIN20050820_114207_000000172040_00066_18156_5958.N1	20-AUG-2005 11:42:07	Dark	16.500	66	37Gam Cyg	2.2080	5900.0	33	18156	Yes
86	GOM_NL__2PRFIN20050820_114321_000000382040_00066_18156_5959.N1	20-AUG-2005 11:43:21	Bright	38.000	19	50Alp Cyg	1.2460	10500.	76	18156	No
87	GOM_NL__2PRFIN20050820_114837_000000382040_00066_18156_5960.N1	20-AUG-2005 11:48:37	Bright	37.500	89	5Alp Cep	2.4510	8000.0	75	18156	No
88	GOM_NL__2PRFIN20050820_121557_000000392040_00066_18156_5961.N1	20-AUG-2005 12:15:57	Twi_and_stray	38.500	151	13Mu Gem	2.8900	3000.0	77	18156	No
89	GOM_NL__2PRFIN20050820_121734_000000382040_00066_18156_5962.N1	20-AUG-2005 12:17:34	Twi_and_stray	37.500	44	24Gam Gem	1.9280	11000.	75	18156	No
90	GOM_NL__2PRFIN20050820_122745_000000432040_00066_18156_5963.N1	20-AUG-2005 12:27:45	Dark	42.500	47	2Bet CMa	1.9760	28000.	85	18156	No
91	GOM_NL__2PRFIN20050820_123323_000000442040_00066_18156_5964.N1	20-AUG-2005 12:33:23	Dark	43.500	108	Alp Col	2.6520	15200.	87	18156	No
92	GOM_NL__2PRFIN20050820_124731_000000452040_00067_18157_5972.N1	20-AUG-2005 12:47:31	Dark	44.500	9	Alp Eri	0.45300	24000.	89	18157	No
93	GOM_NL__2PRFIN20050820_125544_000000452040_00067_18157_5973.N1	20-AUG-2005 12:55:44	Straylight	45.000	63	Bet Gru	2.1500	2800.0	90	18157	No
94	GOM_NL__2PRFIN20050820_125925_000000382040_00067_18157_5974.N1	20-AUG-2005 12:59:25	Straylight	38.000	172	Gam Gru	3.0030	13100.	76	18157	No
95	GOM_NL__2PRFIN20050820_130551_000000422040_00067_18157_5975.N1	20-AUG-2005 13:05:51	Bright	41.500	142	49Del Cap	2.8500	8900.0	83	18157	No
96	GOM_NL__2PRFIN20050820_130911_000000402040_00067_18157_5976.N1	20-AUG-2005 13:09:11	Bright	40.000	154	22Bet Aqr	2.8990	5700.0	80	18157	No
97	GOM_NL__2PRFIN20050820_132044_000000372040_00067_18157_5977.N1	20-AUG-2005 13:20:44	Bright	37.000	92	53Eps Cyg	2.5000	4500.0	74	18157	No
98	GOM_NL__2PRFIN20050820_132251_000000112040_00067_18157_5978.N1	20-AUG-2005 13:22:51	Dark	11.000	66	37Gam Cyg	2.2080	5900.0	22	18157	Yes
99	GOM_NL__2PRFIN20050820_132357_000000382040_00067_18157_5979.N1	20-AUG-2005 13:23:57	Bright	38.000	19	50Alp Cyg	1.2460	10500.	76	18157	No
100	GOM_NL__2PRFIN20050820_132913_000000372040_00067_18157_5980.N1	20-AUG-2005 13:29:13	Bright	37.000	89	5Alp Cep	2.4510	8000.0	74	18157	No
101	GOM_NL__2PRFIN20050820_135633_000000462040_00067_18157_5981.N1	20-AUG-2005 13:56:33	Twi_and_stray	45.500	151	13Mu Gem	2.8900	3000.0	91	18157	No

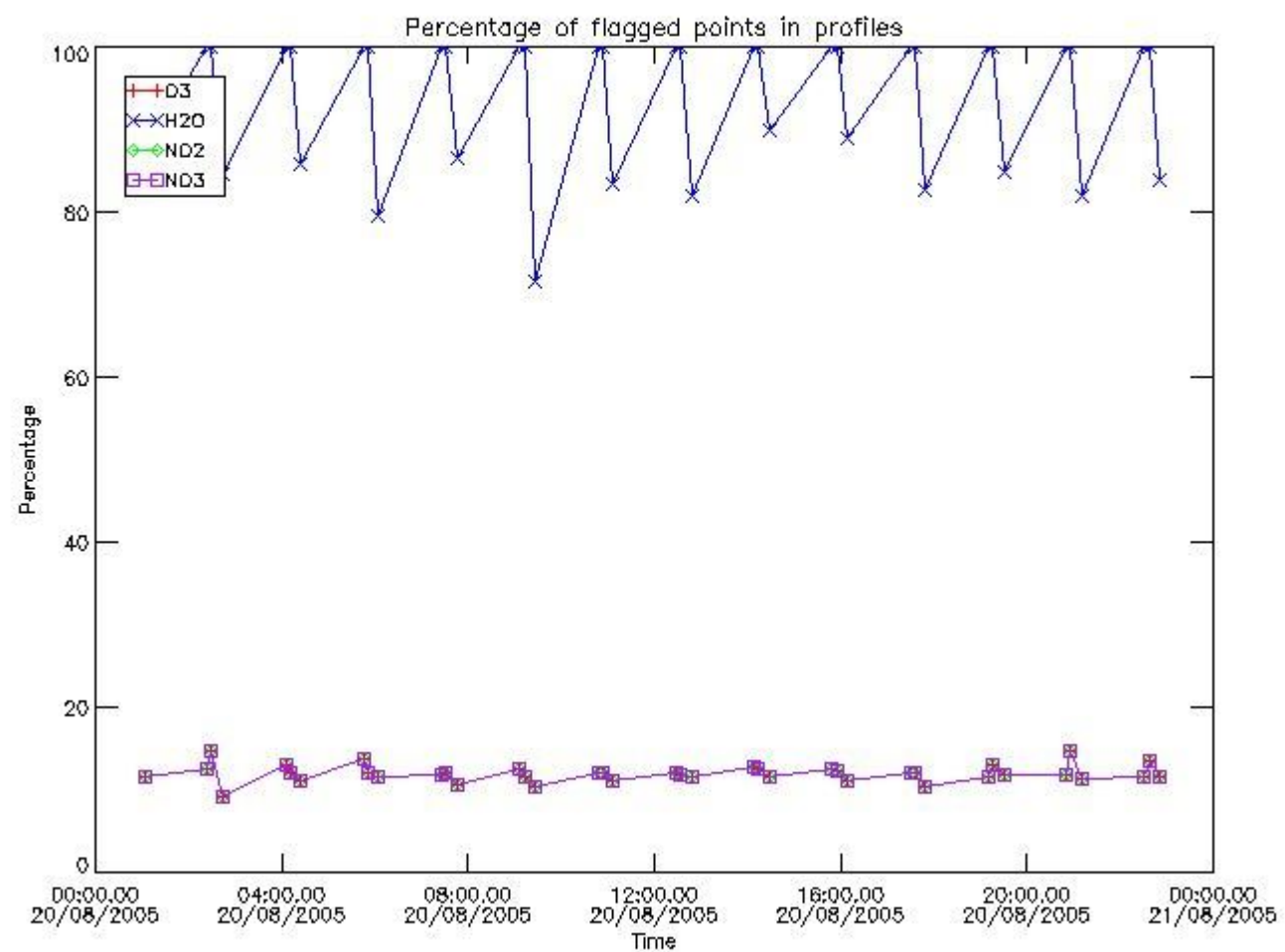
102	GOM_NL__2PRFIN20050820_135810_000000392040_00067_18157_5982.N1	20-AUG-2005 13:58:10	Twilight	38.500	44	24Gam Gem	1.9280	11000.	77	18157	No
103	GOM_NL__2PRFIN20050820_140821_000000442040_00067_18157_5983.N1	20-AUG-2005 14:08:21	Dark	44.000	47	2Bet CMA	1.9760	28000.	88	18157	No
104	GOM_NL__2PRFIN20050820_141400_000000412040_00067_18157_5984.N1	20-AUG-2005 14:14:00	Dark	41.000	108	Alp Col	2.6520	15200.	82	18157	No
105	GOM_NL__2PRFIN20050820_142808_000000452040_00068_18158_5973.N1	20-AUG-2005 14:28:08	Dark	44.500	9	Alp Eri	0.45300	24000.	89	18158	No
106	GOM_NL__2PRFIN20050820_143620_000000472040_00068_18158_5974.N1	20-AUG-2005 14:36:20	Straylight	46.500	63	Bet Gru	2.1500	2800.0	93	18158	No
107	GOM_NL__2PRFIN20050820_144001_000000392040_00068_18158_5975.N1	20-AUG-2005 14:40:01	Straylight	39.000	172	Gam Gru	3.0030	13100.	78	18158	No
108	GOM_NL__2PRFIN20050820_144627_000000412040_00068_18158_5976.N1	20-AUG-2005 14:46:27	Bright	40.500	142	49Del Cap	2.8500	8900.0	81	18158	No
109	GOM_NL__2PRFIN20050820_144947_000000402040_00068_18158_5977.N1	20-AUG-2005 14:49:47	Bright	40.000	154	22Bet Aqr	2.8990	5700.0	80	18158	No
110	GOM_NL__2PRFIN20050820_150120_000000372040_00068_18158_5978.N1	20-AUG-2005 15:01:20	Bright	36.500	92	53Eps Cyg	2.5000	4500.0	73	18158	No
111	GOM_NL__2PRFIN20050820_150433_000000362040_00068_18158_5979.N1	20-AUG-2005 15:04:33	Bright	35.500	19	50Alp Cyg	1.2460	10500.	71	18158	No
112	GOM_NL__2PRFIN20050820_150949_000000372040_00068_18158_5980.N1	20-AUG-2005 15:09:49	Bright	37.000	89	5Alp Cep	2.4510	8000.0	74	18158	No
113	GOM_NL__2PRFIN20050820_153710_000000482040_00068_18158_5981.N1	20-AUG-2005 15:37:10	Twilight	48.000	151	13Mu Gem	2.8900	3000.0	96	18158	No
114	GOM_NL__2PRFIN20050820_153847_000000472040_00068_18158_5982.N1	20-AUG-2005 15:38:47	Twilight	46.500	44	24Gam Gem	1.9280	11000.	93	18158	No
115	GOM_NL__2PRFIN20050820_154857_000000412040_00068_18158_5983.N1	20-AUG-2005 15:48:57	Dark	40.500	47	2Bet CMA	1.9760	28000.	81	18158	No
116	GOM_NL__2PRFIN20050820_155436_000000422040_00068_18158_5984.N1	20-AUG-2005 15:54:36	Dark	41.500	108	Alp Col	2.6520	15200.	83	18158	No
117	GOM_NL__2PRFIN20050820_160845_000000462040_00069_18159_5975.N1	20-AUG-2005 16:08:45	Dark	45.500	9	Alp Eri	0.45300	24000.	91	18159	No
118	GOM_NL__2PRFIN20050820_161657_000000492040_00069_18159_5976.N1	20-AUG-2005 16:16:57	Straylight	48.500	63	Bet Gru	2.1500	2800.0	97	18159	No
119	GOM_NL__2PRFIN20050820_162037_000000392040_00069_18159_5977.N1	20-AUG-2005 16:20:37	Straylight	38.500	172	Gam Gru	3.0030	13100.	77	18159	No
120	GOM_NL__2PRFIN20050820_162703_000000432040_00069_18159_5978.N1	20-AUG-2005 16:27:03	Bright	43.000	142	49Del Cap	2.8500	8900.0	86	18159	No
121	GOM_NL__2PRFIN20050820_163023_000000412040_00069_18159_5979.N1	20-AUG-2005 16:30:23	Bright	40.500	154	22Bet Aqr	2.8990	5700.0	81	18159	No
122	GOM_NL__2PRFIN20050820_164156_000000382040_00069_18159_5980.N1	20-AUG-2005 16:41:56	Bright	37.500	92	53Eps Cyg	2.5000	4500.0	75	18159	No
123	GOM_NL__2PRFIN20050820_164508_000000372040_00069_18159_5981.N1	20-AUG-2005 16:45:08	Bright	37.000	19	50Alp Cyg	1.2460	10500.	74	18159	No
124	GOM_NL__2PRFIN20050820_165025_000000382040_00069_18159_5982.N1	20-AUG-2005 16:50:25	Bright	37.500	89	5Alp Cep	2.4510	8000.0	75	18159	No
125	GOM_NL__2PRFIN20050820_171746_000000572040_00069_18159_5983.N1	20-AUG-2005 17:17:46	Twilight	57.000	151	13Mu Gem	2.8900	3000.0	114	18159	No
126	GOM_NL__2PRFIN20050820_171923_000000452040_00069_18159_5984.N1	20-AUG-2005 17:19:23	Twilight	45.000	44	24Gam Gem	1.9280	11000.	90	18159	No
127	GOM_NL__2PRFIN20050820_172934_000000432040_00069_18159_5985.N1	20-AUG-2005 17:29:34	Dark	42.500	47	2Bet CMA	1.9760	28000.	85	18159	No
128	GOM_NL__2PRFIN20050820_173513_000000432040_00069_18159_5986.N1	20-AUG-2005 17:35:13	Dark	42.500	108	Alp Col	2.6520	15200.	85	18159	No
129	GOM_NL__2PRFIN20050820_174921_000000502040_00070_18160_5976.N1	20-AUG-2005 17:49:21	Dark	49.500	9	Alp Eri	0.45300	24000.	99	18160	No
130	GOM_NL__2PRFIN20050820_175733_000000542040_00070_18160_5977.N1	20-AUG-2005 17:57:33	Straylight	54.000	63	Bet Gru	2.1500	2800.0	108	18160	No
131	GOM_NL__2PRFIN20050820_180114_000000392040_00070_18160_5978.N1	20-AUG-2005 18:01:14	Straylight	39.000	172	Gam Gru	3.0030	13100.	78	18160	No
132	GOM_NL__2PRFIN20050820_180739_000000402040_00070_18160_5979.N1	20-AUG-2005 18:07:39	Bright	40.000	142	49Del Cap	2.8500	8900.0	80	18160	No
133	GOM_NL__2PRFIN20050820_181059_000000402040_00070_18160_5980.N1	20-AUG-2005 18:10:59	Bright	40.000	154	22Bet Aqr	2.8990	5700.0	80	18160	No
134	GOM_NL__2PRFIN20050820_182232_000000362040_00070_18160_5981.N1	20-AUG-2005 18:22:32	Bright	35.500	92	53Eps Cyg	2.5000	4500.0	71	18160	No
135	GOM_NL__2PRFIN20050820_182544_000000382040_00070_18160_5982.N1	20-AUG-2005 18:25:44	Bright	37.500	19	50Alp Cyg	1.2460	10500.	75	18160	No
136	GOM_NL__2PRFIN20050820_183100_000000382040_00070_18160_5983.N1	20-AUG-2005 18:31:00	Bright	38.000	89	5Alp Cep	2.4510	8000.0	76	18160	No
137	GOM_NL__2PRFIN20050820_185822_000000492040_00070_18160_5984.N1	20-AUG-2005 18:58:22	Twilight	48.500	151	13Mu Gem	2.8900	3000.0	97	18160	No
138	GOM_NL__2PRFIN20050820_185959_000000462040_00070_18160_5985.N1	20-AUG-2005 18:59:59	Twilight	45.500	44	24Gam Gem	1.9280	11000.	91	18160	No
139	GOM_NL__2PRFIN20050820_191010_000000452040_00070_18160_5986.N1	20-AUG-2005 19:10:10	Dark	44.500	47	2Bet CMA	1.9760	28000.	89	18160	No
140	GOM_NL__2PRFIN20050820_191550_000000432040_00070_18160_5987.N1	20-AUG-2005 19:15:50	Dark	43.000	108	Alp Col	2.6520	15200.	86	18160	No
141	GOM_NL__2PRFIN20050820_192958_000000432040_00071_18161_5976.N1	20-AUG-2005 19:29:58	Dark	43.000	9	Alp Eri	0.45300	24000.	86	18161	No
142	GOM_NL__2PRFIN20050820_193810_000000542040_00071_18161_5977.N1	20-AUG-2005 19:38:10	Straylight	54.000	63	Bet Gru	2.1500	2800.0	108	18161	No
143	GOM_NL__2PRFIN20050820_194150_000000392040_00071_18161_5978.N1	20-AUG-2005 19:41:50	Straylight	38.500	172	Gam Gru	3.0030	13100.	77	18161	No
144	GOM_NL__2PRFIN20050820_194815_000000412040_00071_18161_5979.N1	20-AUG-2005 19:48:15	Bright	41.000	142	49Del Cap	2.8500	8900.0	82	18161	No
145	GOM_NL__2PRFIN20050820_195135_000000412040_00071_18161_5980.N1	20-AUG-2005 19:51:35	Bright	40.500	154	22Bet Aqr	2.8990	5700.0	81	18161	No
146	GOM_NL__2PRFIN20050820_200308_000000362040_00071_18161_5981.N1	20-AUG-2005 20:03:08	Bright	36.000	92	53Eps Cyg	2.5000	4500.0	72	18161	No
147	GOM_NL__2PRFIN20050820_200620_000000362040_00071_18161_5982.N1	20-AUG-2005 20:06:20	Bright	35.500	19	50Alp Cyg	1.2460	10500.	71	18161	No
148	GOM_NL__2PRFIN20050820_201136_000000382040_00071_18161_5983.N1	20-AUG-2005 20:11:36	Bright	38.000	89	5Alp Cep	2.4510	8000.0	76	18161	No
149	GOM_NL__2PRFIN20050820_203858_000000502040_00071_18161_5984.N1	20-AUG-2005 20:38:58	Twilight	49.500	151	13Mu Gem	2.8900	3000.0	99	18161	No
150	GOM_NL__2PRFIN20050820_204035_000000462040_00071_18161_5985.N1	20-AUG-2005 20:40:35	Twilight	45.500	44	24Gam Gem	1.9280	11000.	91	18161	No
151	GOM_NL__2PRFIN20050820_205047_000000432040_00071_18161_5986.N1	20-AUG-2005 20:50:47	Dark	43.000	47	2Bet CMA	1.9760	28000.	86	18161	No
152	GOM_NL__2PRFIN20050820_205626_000000422040_00071_18161_5987.N1	20-AUG-2005 20:56:26	Dark	41.500	108	Alp Col	2.6520	15200.	83	18161	No
153	GOM_NL__2PRFIN20050820_211034_000000452040_00072_18162_5976.N1	20-AUG-2005 21:10:34	Dark	45.000	9	Alp Eri	0.45300	24000.	90	18162	No
154	GOM_NL__2PRFIN20050820_211846_000000472040_00072_18162_5977.N1	20-AUG-2005 21:18:46	Straylight	46.500	63	Bet Gru	2.1500	2800.0	93	18162	No
155	GOM_NL__2PRFIN20050820_212226_000000412040_00072_18162_5978.N1	20-AUG-2005 21:22:26	Straylight	40.500	172	Gam Gru	3.0030	13100.	81	18162	No
156	GOM_NL__2PRFIN20050820_212851_000000412040_00072_18162_5979.N1	20-AUG-2005 21:28:51	Bright	41.000	142	49Del Cap	2.8500	8900.0	82	18162	No
157	GOM_NL__2PRFIN20050820_213211_000000412040_00072_18162_5980.N1	20-AUG-2005 21:32:11	Bright	40.500	154	22Bet Aqr	2.8990	5700.0	81	18162	No
158	GOM_NL__2PRFIN20050820_214344_000000362040_00072_18162_5981.N1	20-AUG-2005 21:43:44	Bright	35.500	92	53Eps Cyg	2.5000	4500.0	71	18162	No
159	GOM_NL__2PRFIN20050820_214656_000000382040_00072_18162_5982.N1	20-AUG-2005 21:46:56	Bright	37.500	19	50Alp Cyg	1.2460	10500.	75	18162	No
160	GOM_NL__2PRFIN20050820_215212_000000382040_00072_18162_5983.N1	20-AUG-2005 21:52:12	Bright	38.000	89	5Alp Cep	2.4510	8000.0	76	18162	No

161	GOM_NL__2PRFIN20050820_221934_000000512040_00072_18162_5984.N1	20-AUG-2005 22:19:34	Twilight_stray	50.500	151	13Mu Gem	2.8900	3000.0	101	18162	No
162	GOM_NL__2PRFIN20050820_222112_000000452040_00072_18162_5985.N1	20-AUG-2005 22:21:12	Twilight_stray	44.500	44	24Gam Gem	1.9280	11000.	89	18162	No
163	GOM_NL__2PRFIN20050820_223123_000000442040_00072_18162_5986.N1	20-AUG-2005 22:31:23	Dark	44.000	47	2Bet CMa	1.9760	28000.	88	18162	No
164	GOM_NL__2PRFIN20050820_223703_000000422040_00072_18162_5987.N1	20-AUG-2005 22:37:03	Dark	41.500	108	Alp Col	2.6520	15200.	83	18162	No
165	GOM_NL__2PRFIN20050820_225111_000000442040_00073_18163_5977.N1	20-AUG-2005 22:51:11	Dark	44.000	9	Alp Eri	0.45300	24000.	88	18163	No
166	GOM_NL__2PRFIN20050820_225922_000000562040_00073_18163_5978.N1	20-AUG-2005 22:59:22	Straylight	55.500	63	Bet Gru	2.1500	2800.0	111	18163	No
167	GOM_NL__2PRFIN20050820_230302_000000392040_00073_18163_5979.N1	20-AUG-2005 23:03:02	Straylight	39.000	172	Gam Gru	3.0030	13100.	78	18163	No
168	GOM_NL__2PRFIN20050820_230927_000000402040_00073_18163_5980.N1	20-AUG-2005 23:09:27	Bright	40.000	142	49Del Cap	2.8500	8900.0	80	18163	No
169	GOM_NL__2PRFIN20050820_231247_000000412040_00073_18163_5981.N1	20-AUG-2005 23:12:47	Bright	40.500	154	22Bet Aqr	2.8990	5700.0	81	18163	No
170	GOM_NL__2PRFIN20050820_232419_000000352040_00073_18163_5982.N1	20-AUG-2005 23:24:19	Bright	35.000	92	53Eps Cyg	2.5000	4500.0	70	18163	No
171	GOM_NL__2PRFIN20050820_232732_000000392040_00073_18163_5983.N1	20-AUG-2005 23:27:32	Bright	38.500	19	50Alp Cyg	1.2460	10500.	77	18163	No
172	GOM_NL__2PRFIN20050820_233247_000000342040_00073_18163_5984.N1	20-AUG-2005 23:32:47	Bright	33.500	89	5Alp Cep	2.4510	8000.0	67	18163	No

3. Quality information per product

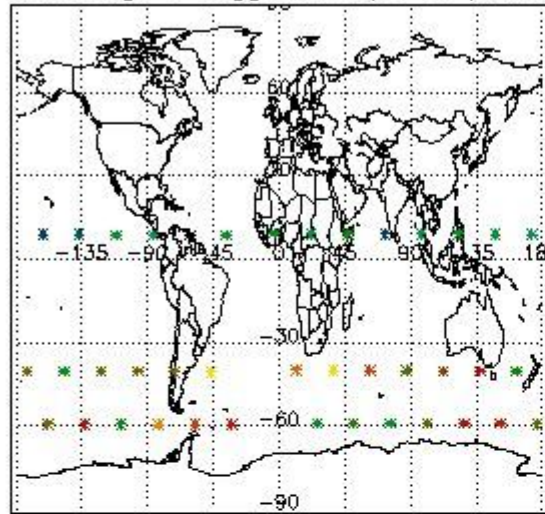
In this section it is plotted some information contained in the Quality Summary data set of the level 2 products. Only products in dark limb conditions and without errors (error flag in the MPH set to "0") are used.

3.1 Plot quality information per product (time dependant)

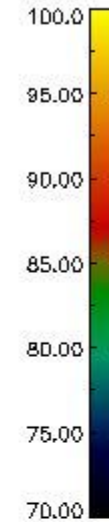
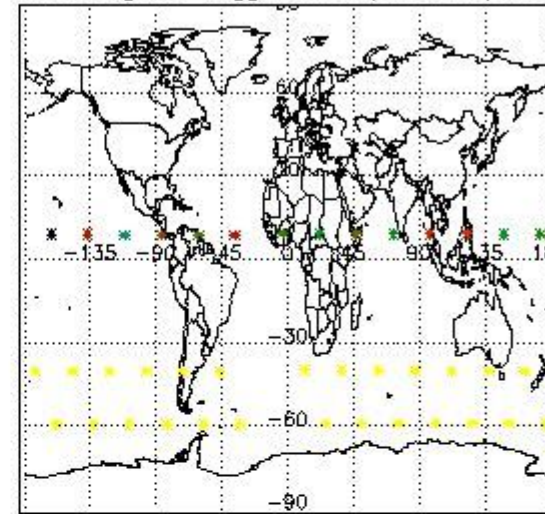


3.2 Plot quality information per product (world map)


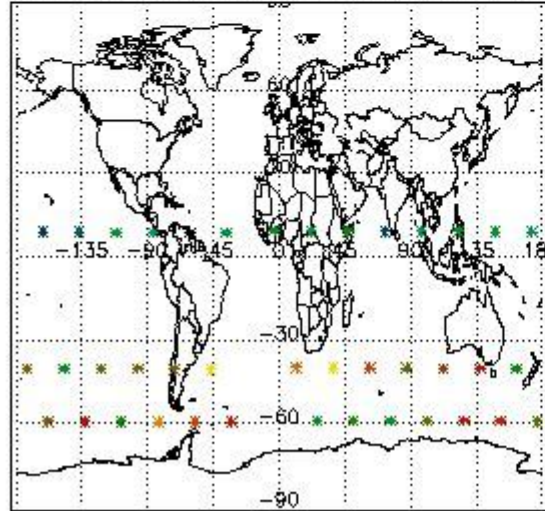
Percentage of flagged data per O3 profile



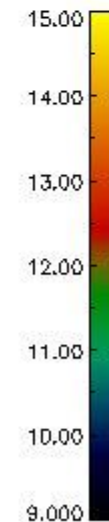
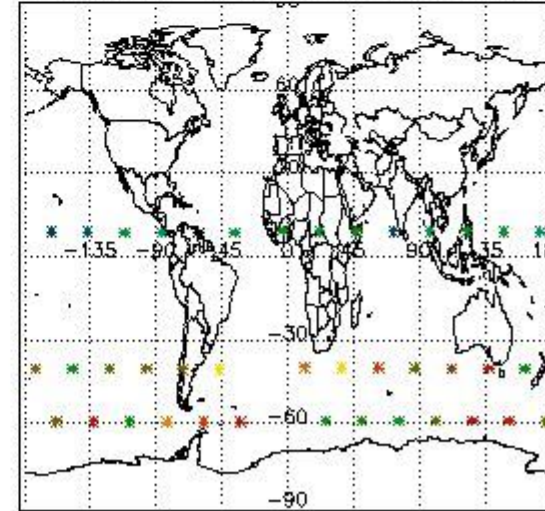
Percentage of flagged data per H2O profile



Percentage of flagged data per NO2 profile



Percentage of flagged data per NO3 profile

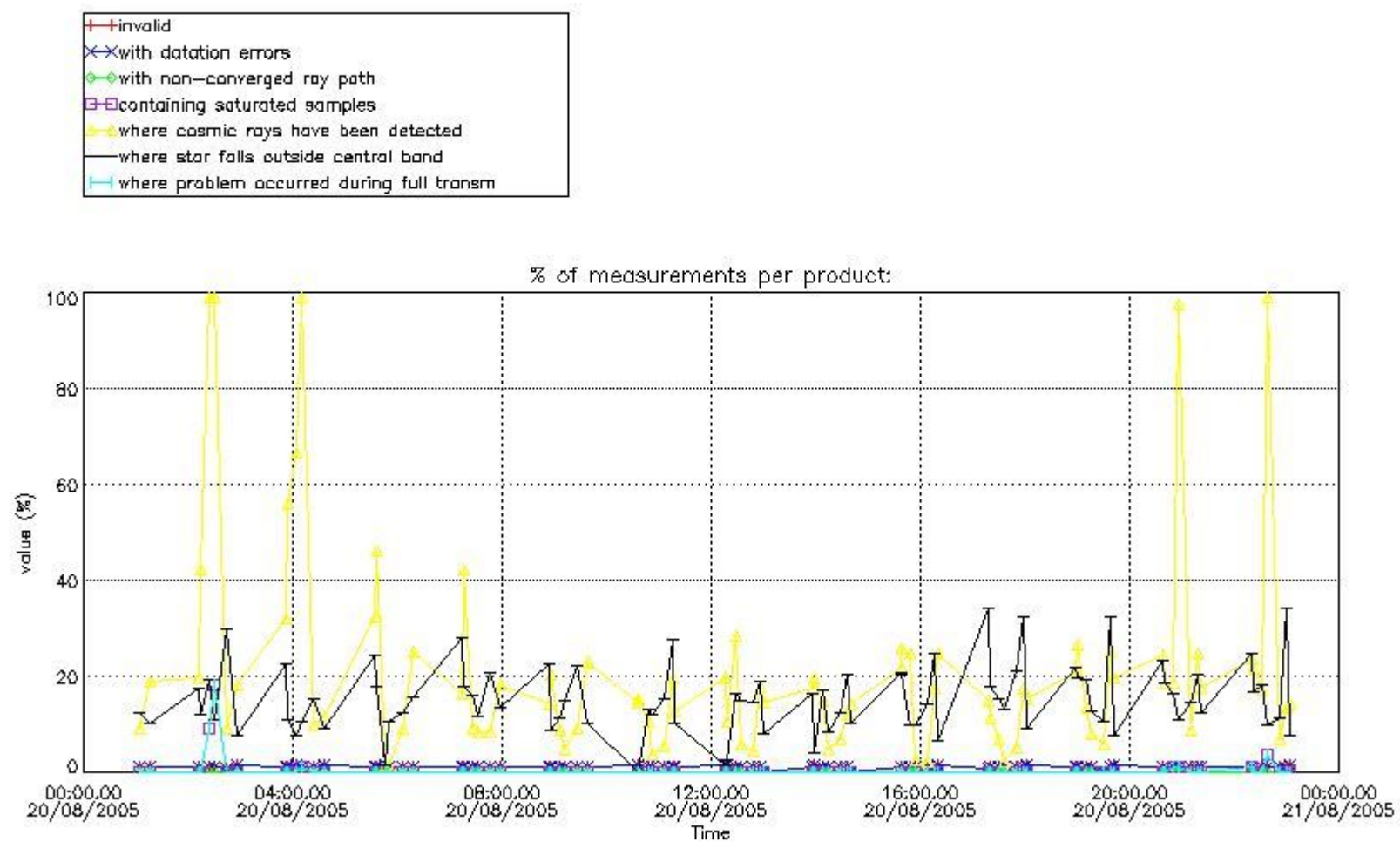


4. Level 1 quality information per product

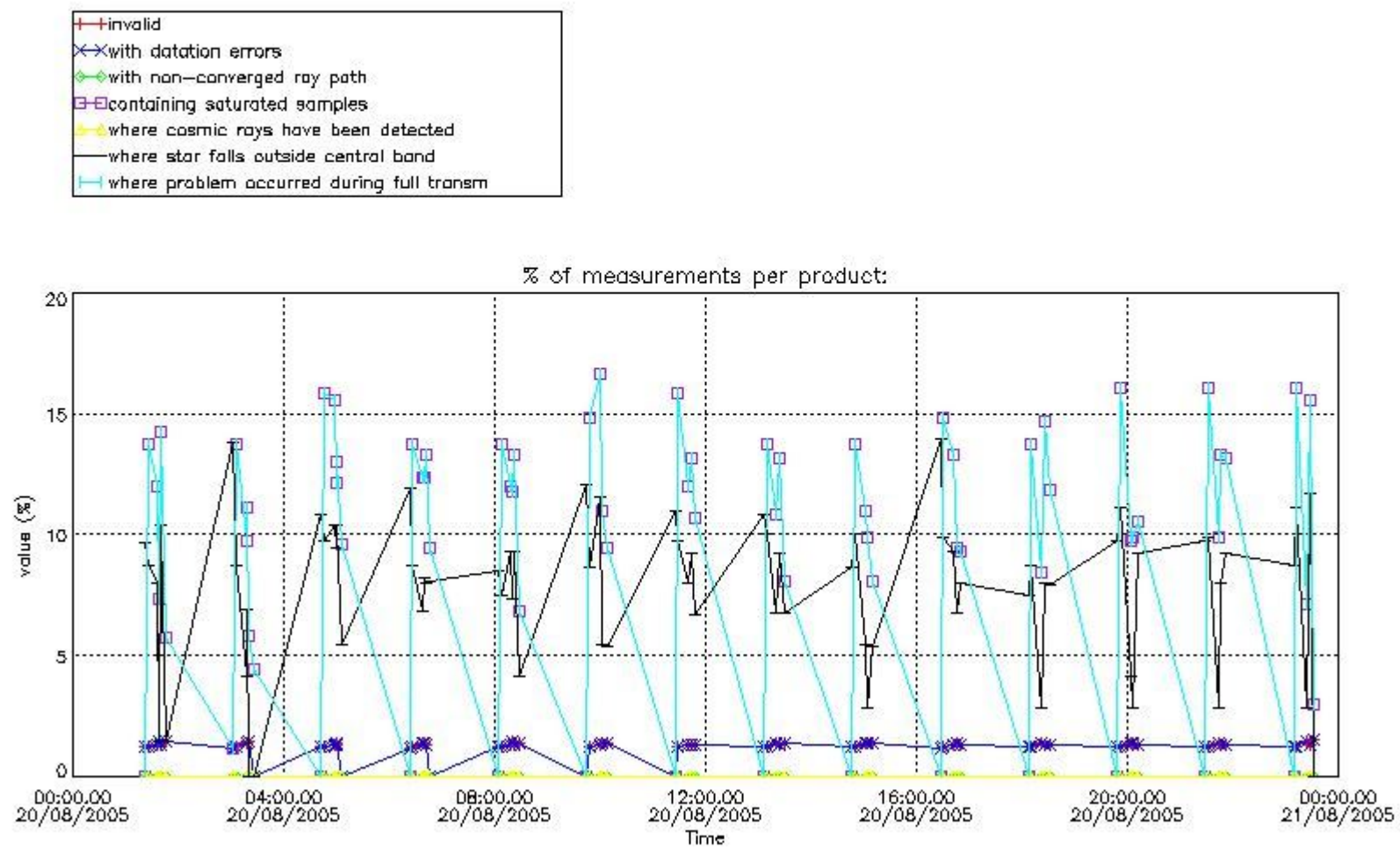
In this section it is plotted some information contained in the Quality Summary data set of the level 2 products that comes from the level 1b processing. Products without errors (error flag in the MPH set to "0") are used.

4.1 Plot quality information per product (time dependant) coming from level 1b processing

4.1.1 Plot level 1 quality information per product (time dependant): ENVISAT ASCENDING passes



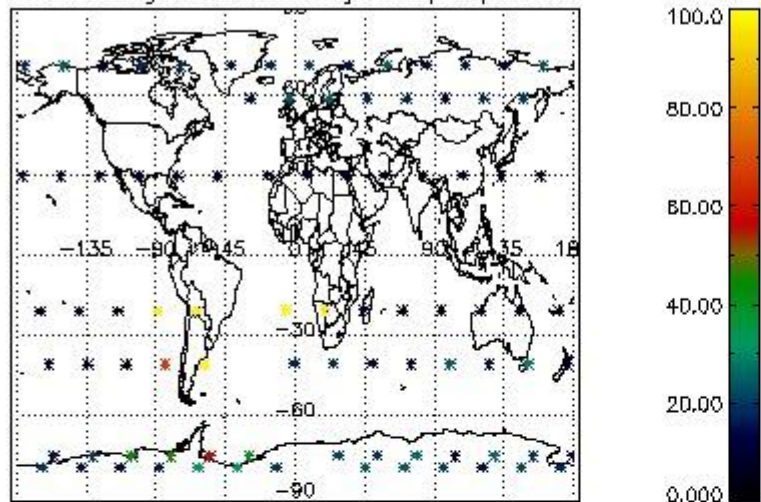
4.1.2 Plot level 1 quality information per product (time dependant): ENVI SAT DESCENDING passes



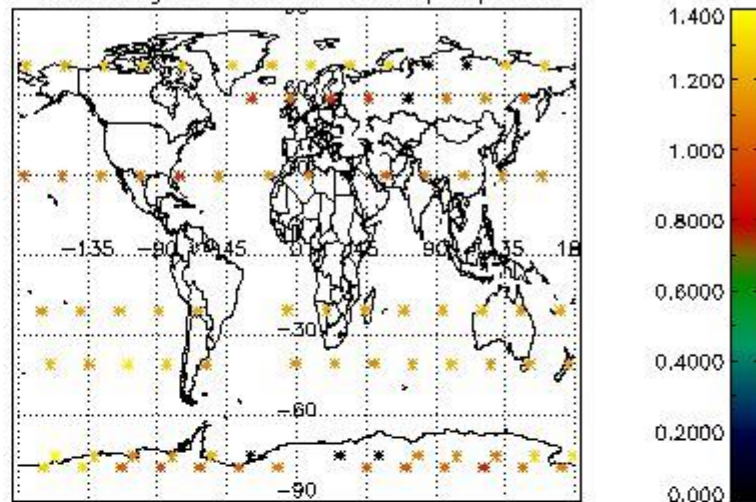
4.2 Plot quality information per product coming from level 1b processing (world map)

4.2.1 Plot level 1 quality information per product (world map): ENVISAT ASCENDING passes

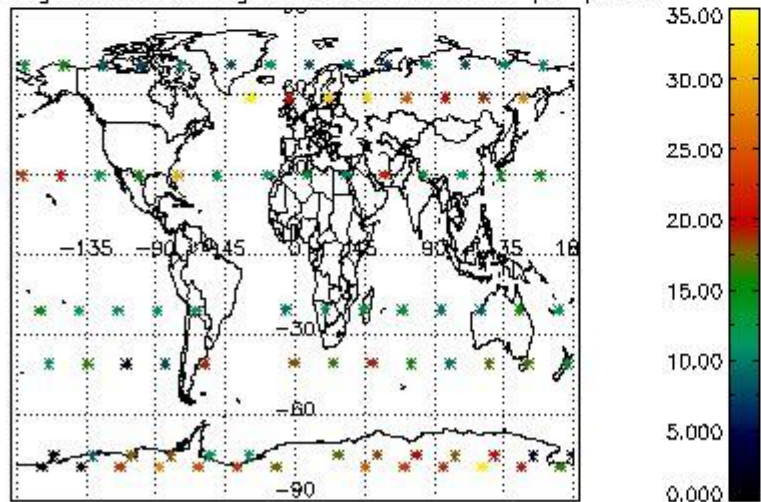
Percentage of cosmic ray hits per profile



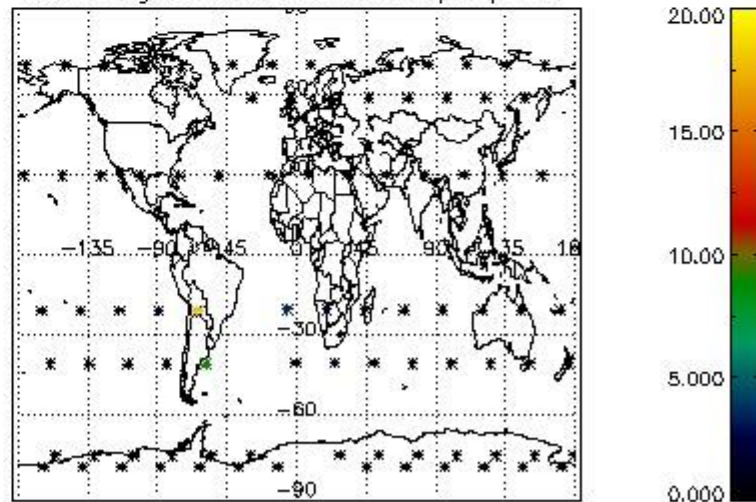
Percentage of datation errors per profile



Percentage of star falling outside central band per profile

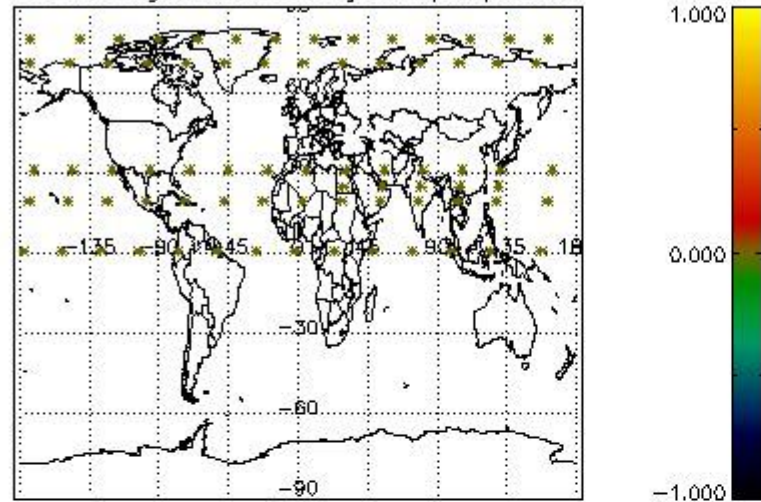


Percentage of saturation errors per profile

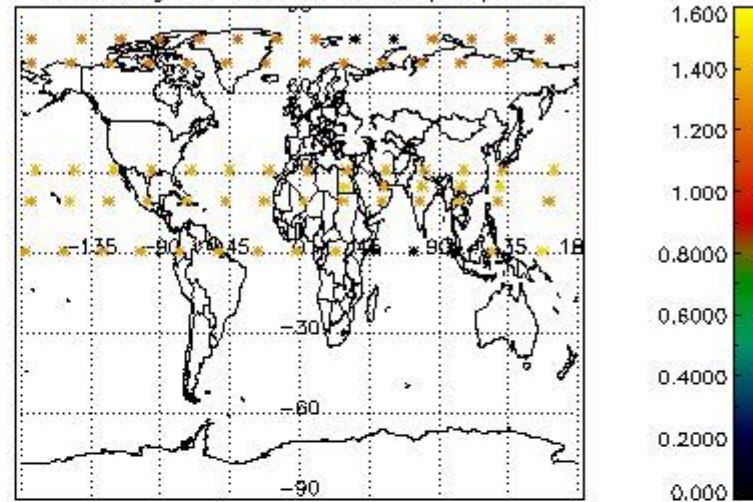


4.2.2 Plot level 1 quality information per product (world map): ENVISAT DESCENDING passes

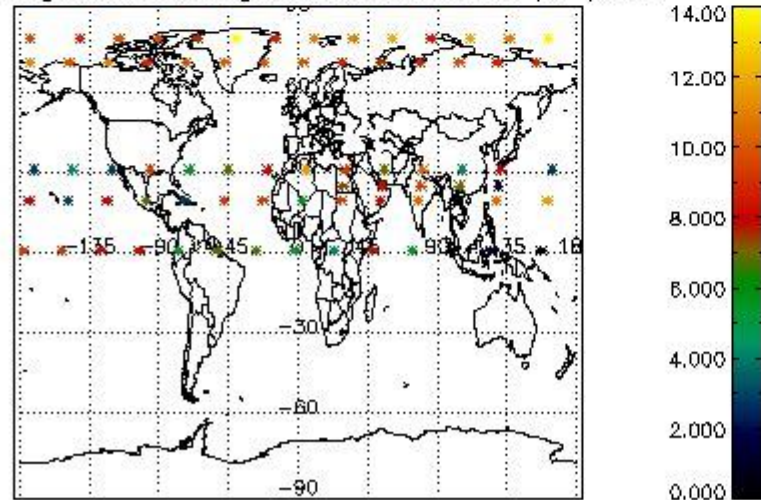
Percentage of cosmic ray hits per profile



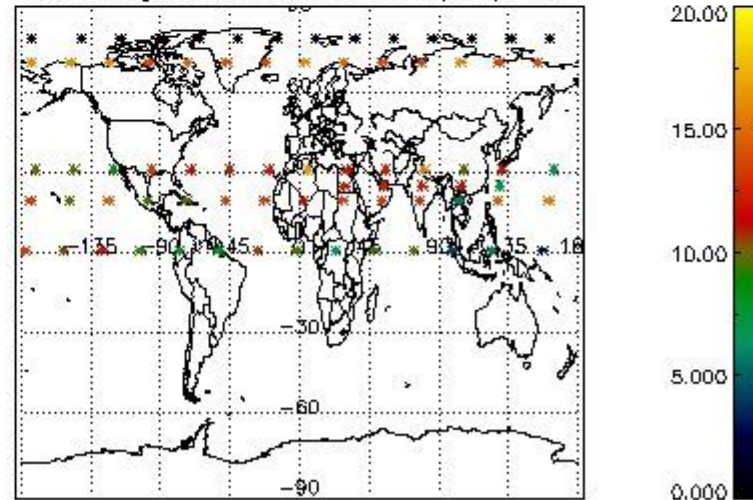
Percentage of datation errors per profile



Percentage of star falling outside central band per profile



Percentage of saturation errors per profile



5. Trace gas profiles

5.1 Ozone statistics based on quality of products

The final quality of the products can be "measured" using the STD (Standard Deviation) attached to every point profile. This information is written to the parameter GOM_NL__2P/NL_LOCAL_SPECIES_DENSITY/o3_std of the level 2 products. The table below shows the statistics for given STD ranges.

The statistics are given with respect to the overall valid production:

- Products without fatal errors: GOM_NL__2P/MPH/PRODUCT_ERR=0
- Valid point profile: GOM_NL__2P/NL_LOCAL_SPECIES_DENSITY/pcd(0)=0

The 'Criteria' is applied to valid points of dark limb products:

- Products in dark limb illumination condition: GOM_NL__2P/NL_SUMMARY_QUALITY/obs_ill_cond=0
- Products without fatal errors: GOM_NL__2P/MPH/PRODUCT_ERR=0
- Valid point profile: GOM_NL__2P/NL_LOCAL_SPECIES_DENSITY/pcd(0)=0

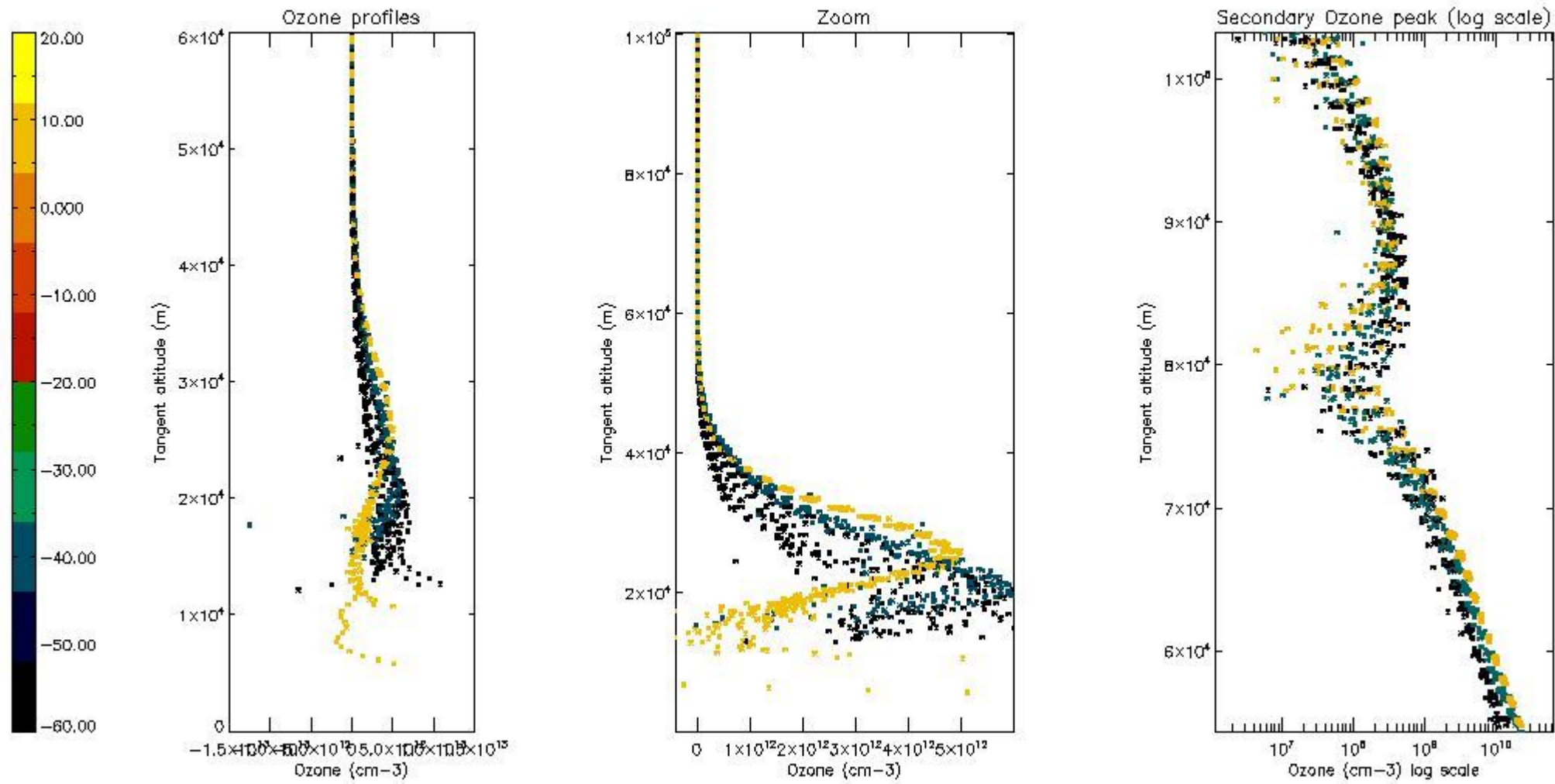
So, the table below shows the percentage of dark limb and valid observations for each criteria with respect to the overall valid daily observations.

Criteria	% of total production
All STD	26
STD < 20	19

STD < 10	17
STD < 5	14

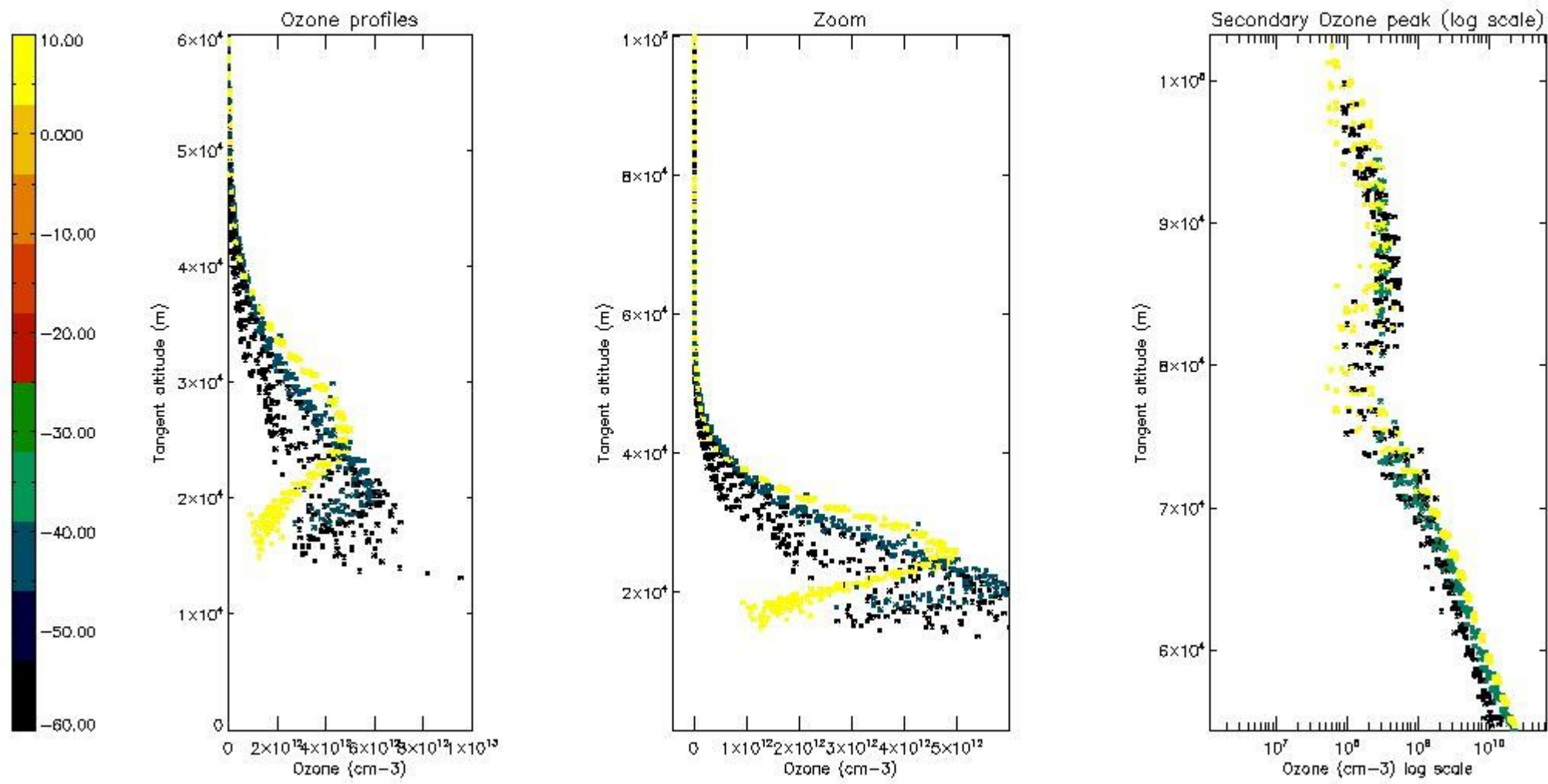
5.2 Plot ozone profiles for all STD (dark without errors)

The colorbar represents the latitude.



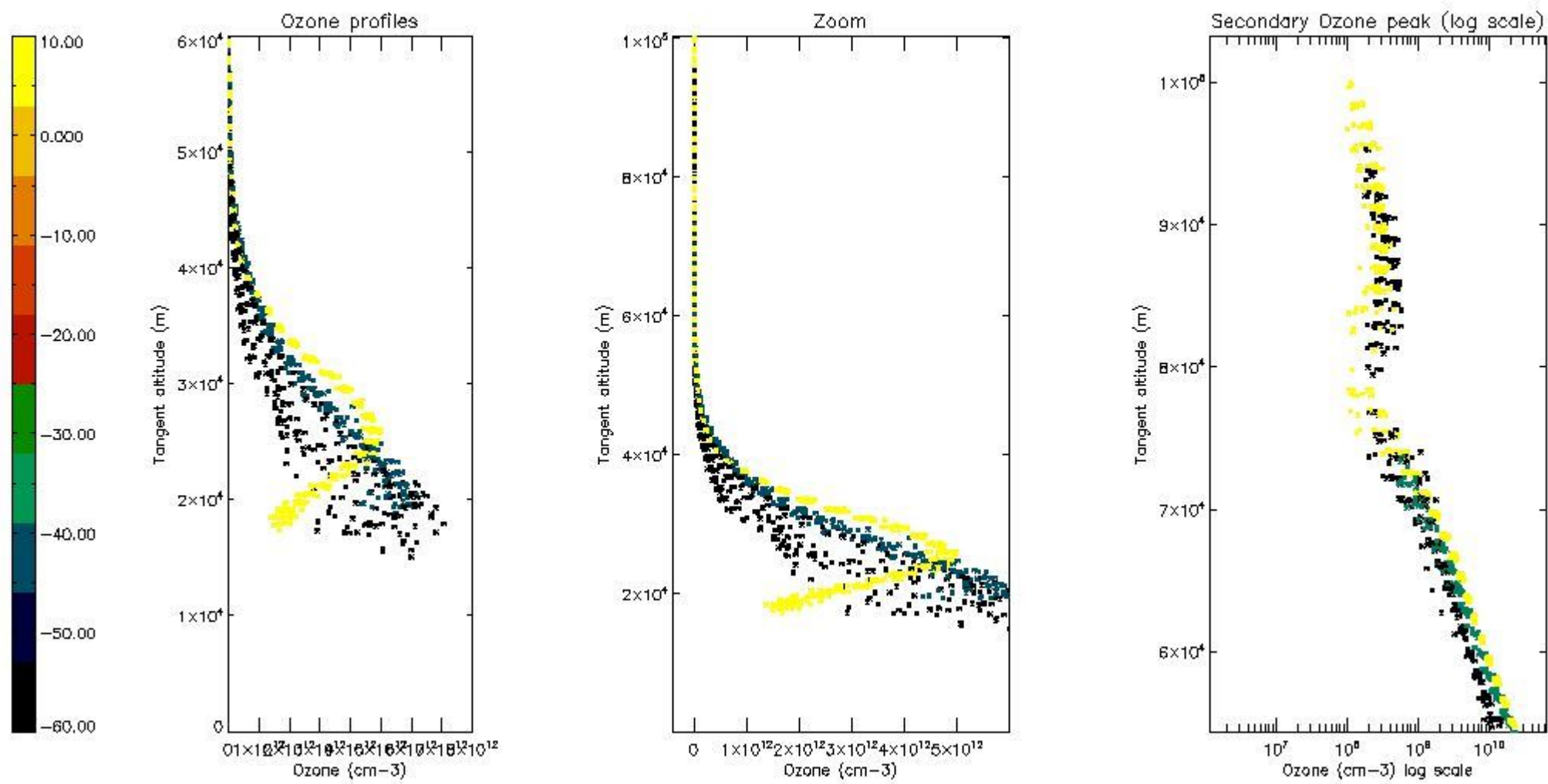
5.3 Plot ozone profiles where STD < 20% (dark without errors)

The colorbar represents the latitude.



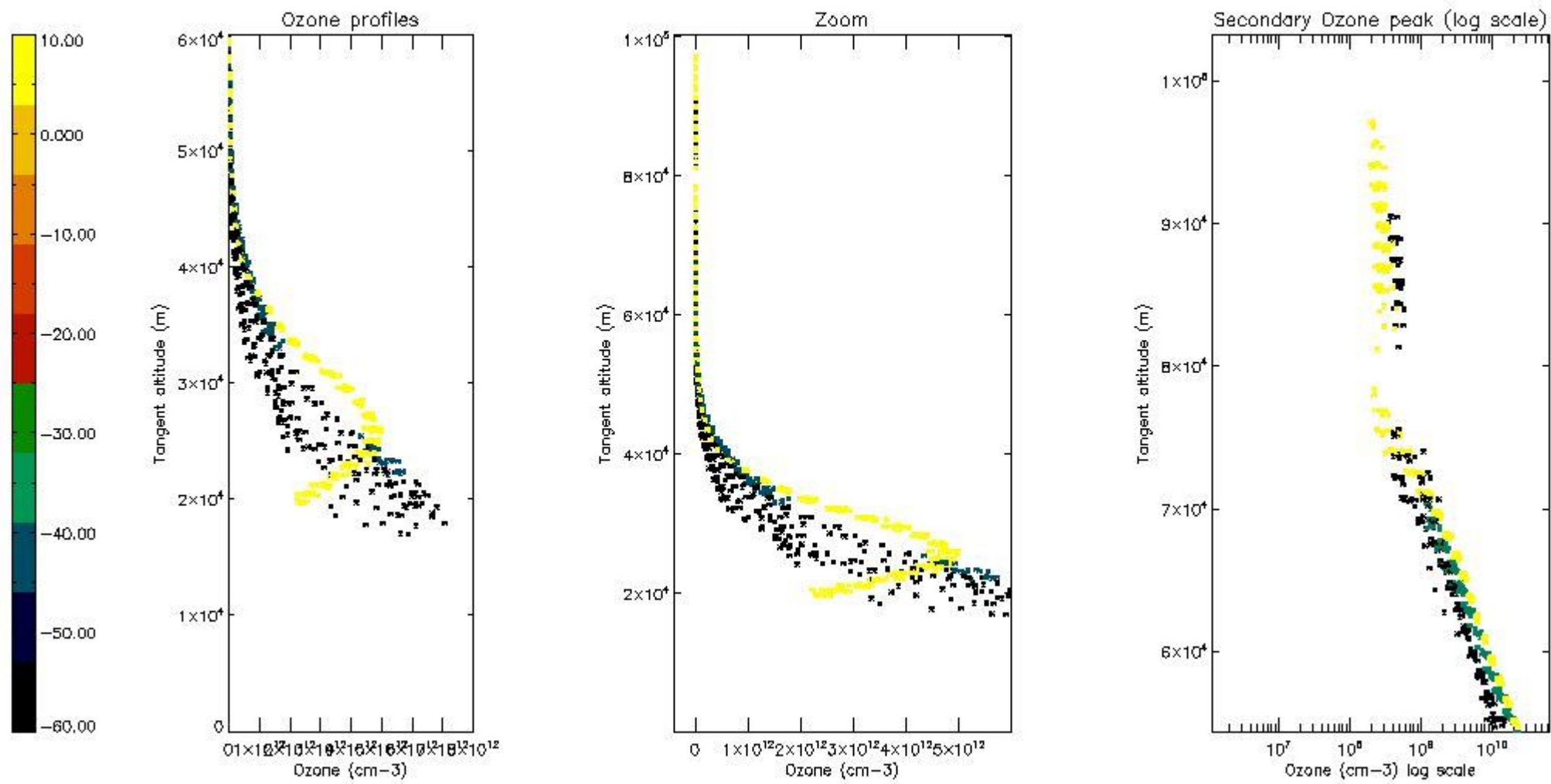
5.4 Plot ozone profiles where STD < 10% (dark without errors)

The colorbar represents the latitude.



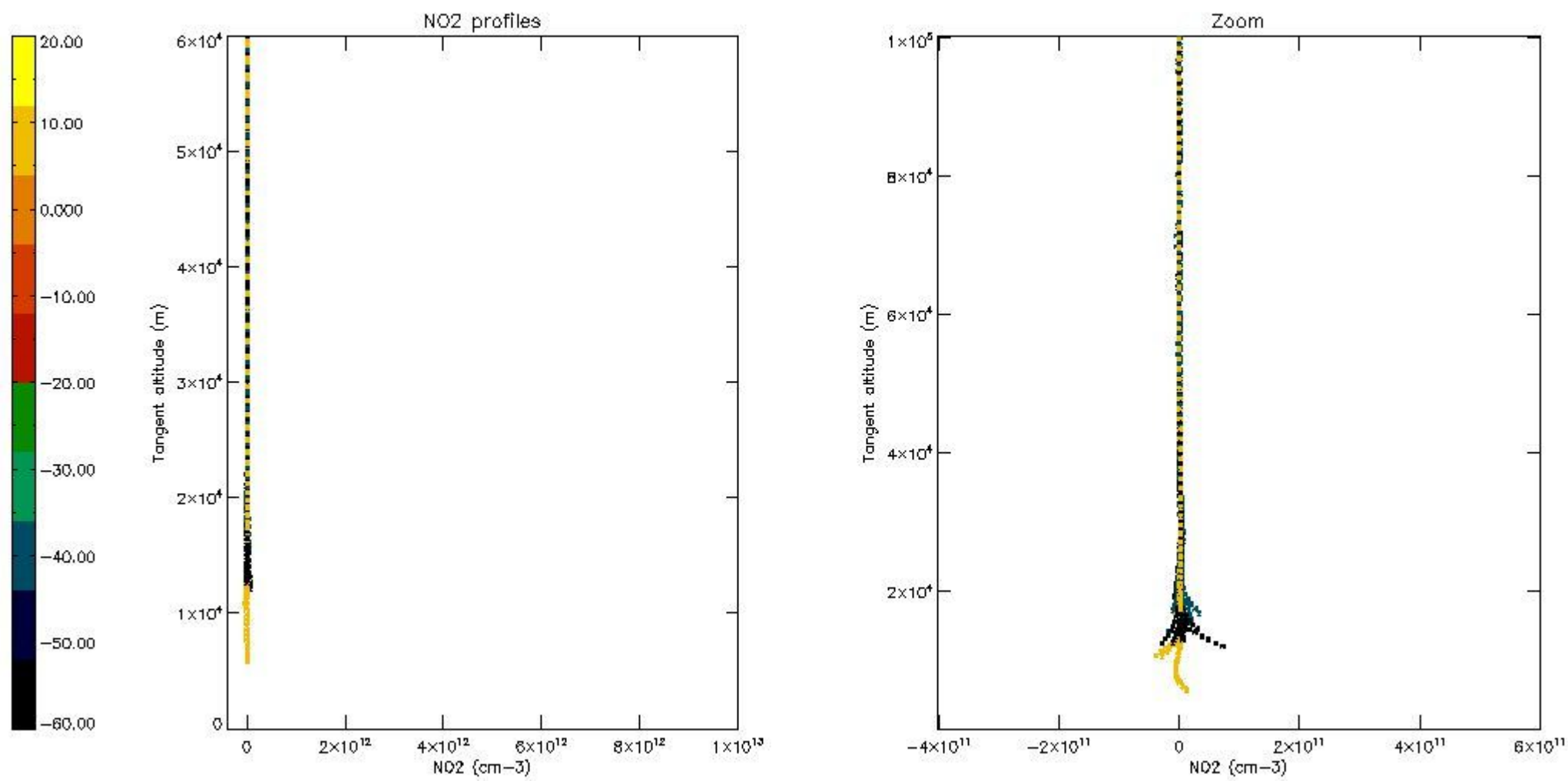
5.5 Plot ozone profiles where STD < 5% (dark without errors)

The colorbar represents the latitude.



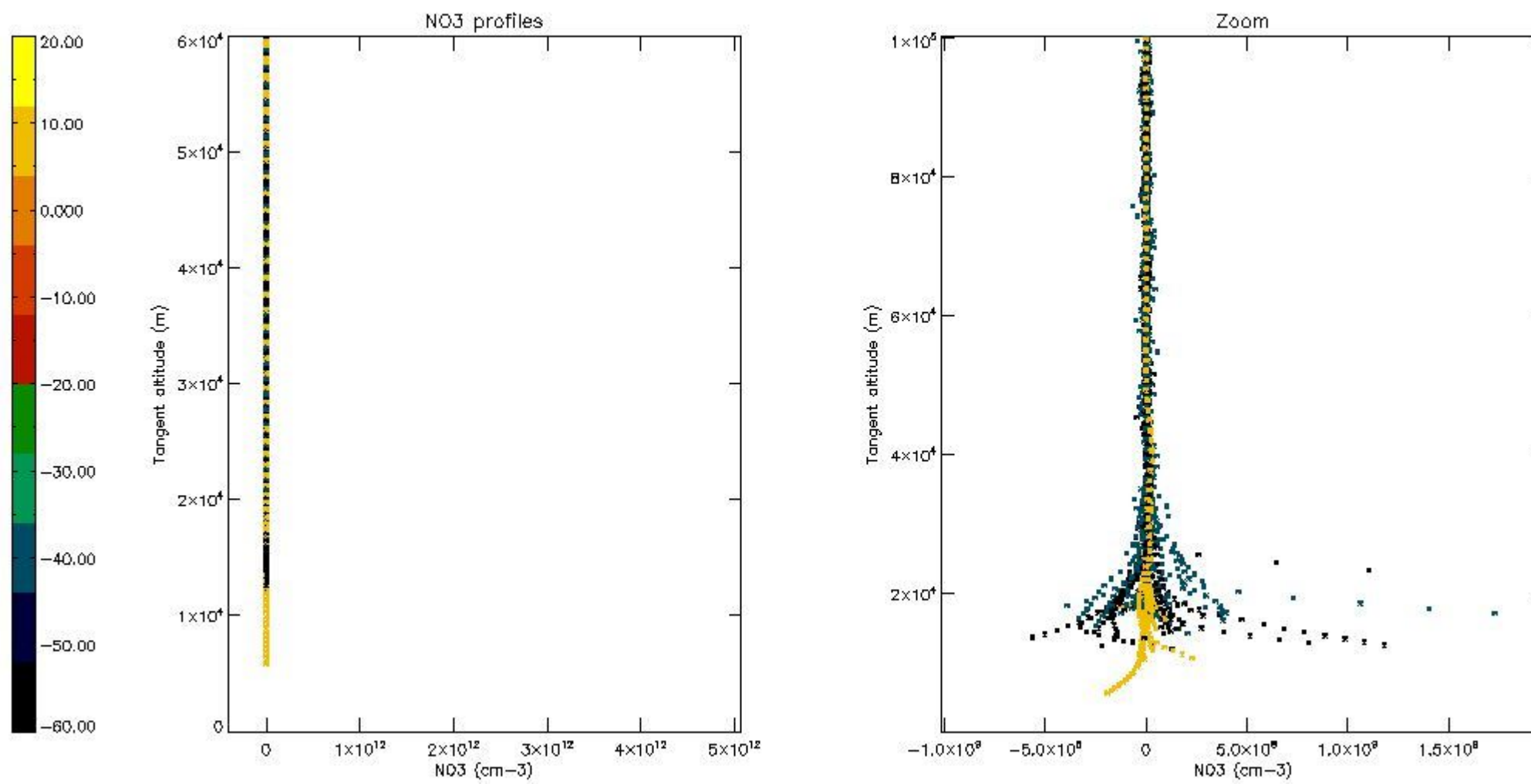
5.6 Plot NO₂ profiles for all STD (dark without errors)

The colorbar represents the latitude.



5.7 Plot NO3 profiles for all STD (dark without errors)

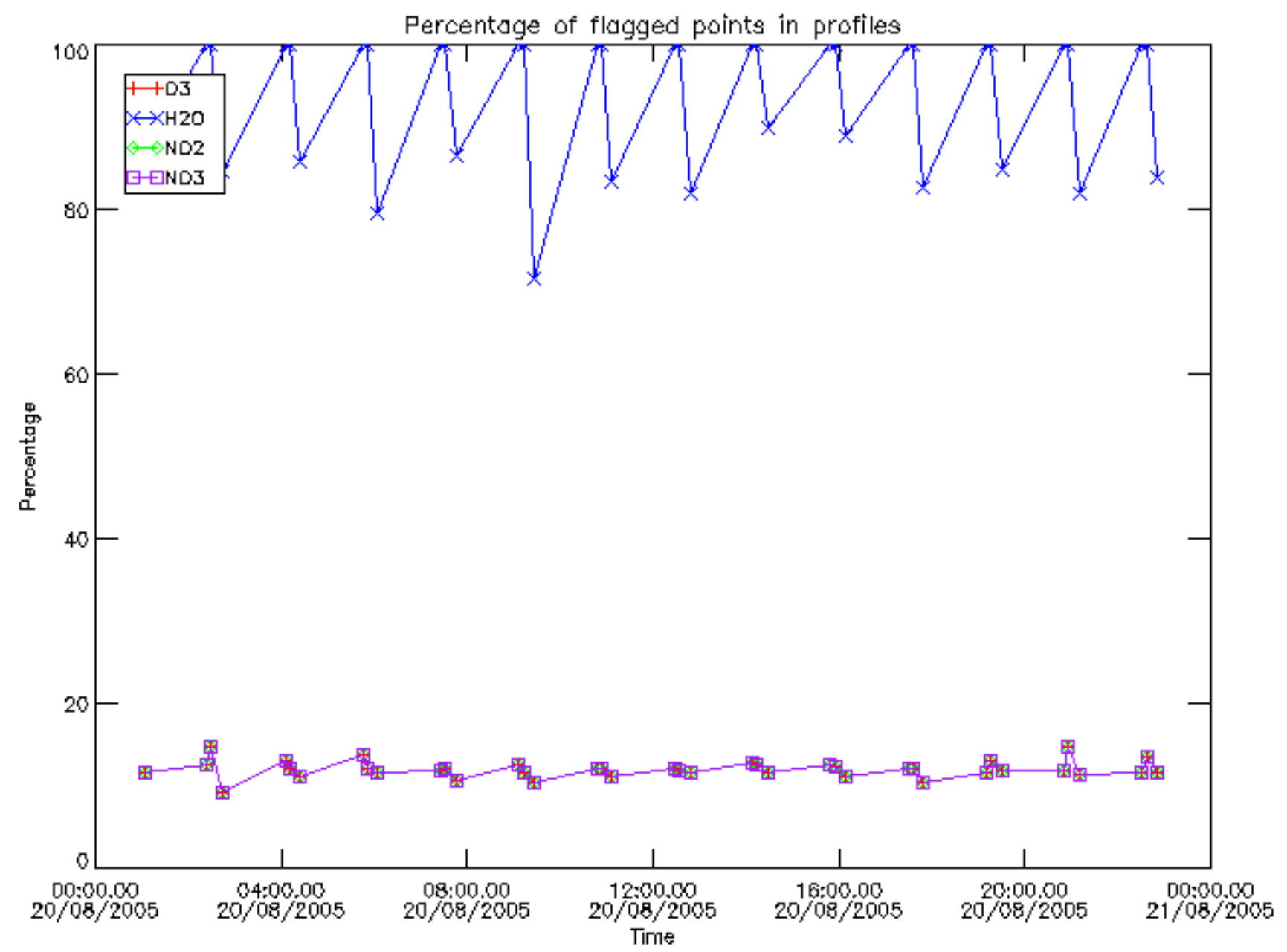
The colorbar represents the latitude.



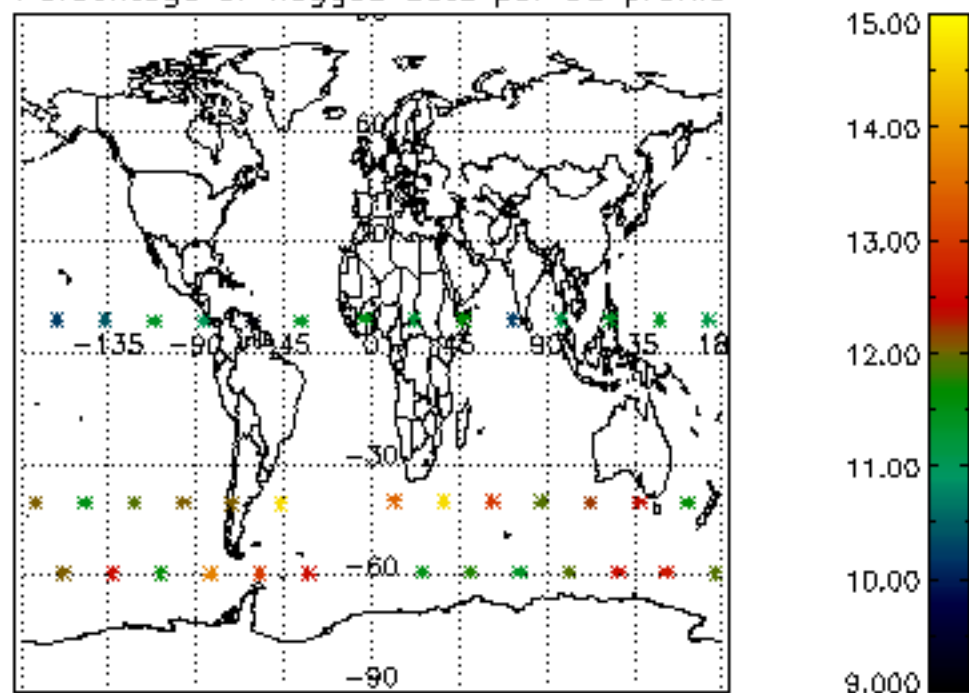
6. Auxiliary Data Files used for the production reported in section 2

The number reported in the third column indicates since which file (see list in section 2) the corresponding auxiliary file has been used. The fourth column is the date of those product files.

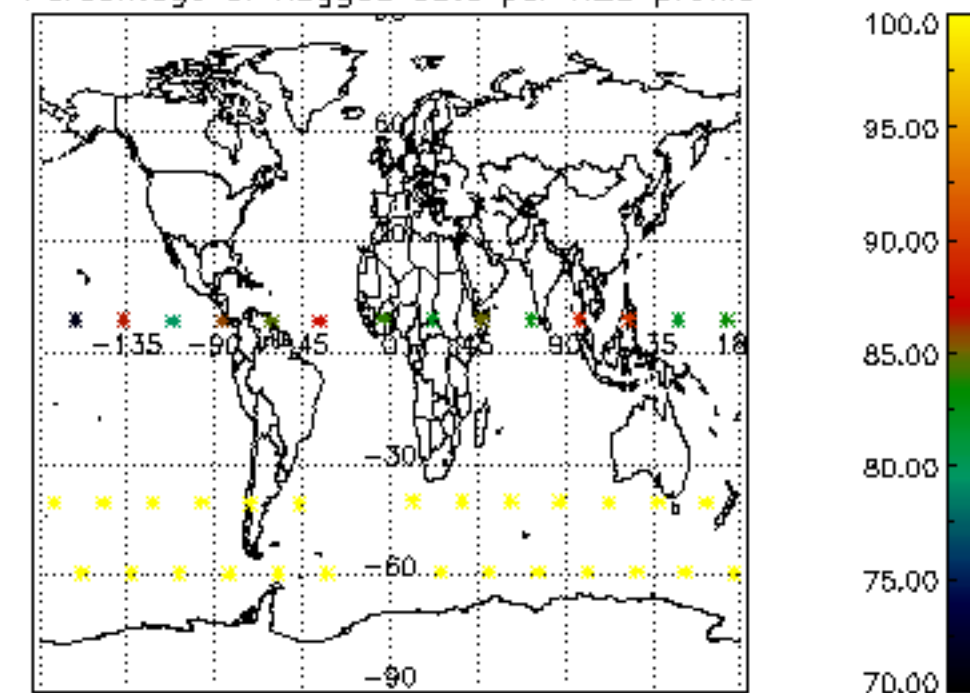
Type	Auxiliary Filename	Used since product	Used since product date
INST_PHYS_CHARACTERISTICS	GOM_INS_AXVIEC20091111_143220_20030716_120000_20500101_000000	1	20-AUG-2005 01:03:15
LEVEL-2_PROC_CONFIG	GOM_PR2_AXVIEC20091111_152718_20020301_000000_20500101_000000	1	20-AUG-2005 01:03:15
CROSS_SECTIONS_FILE	GOM_CRS_AXVIEC20091111_154832_20020301_000000_20500101_000000	1	20-AUG-2005 01:03:15



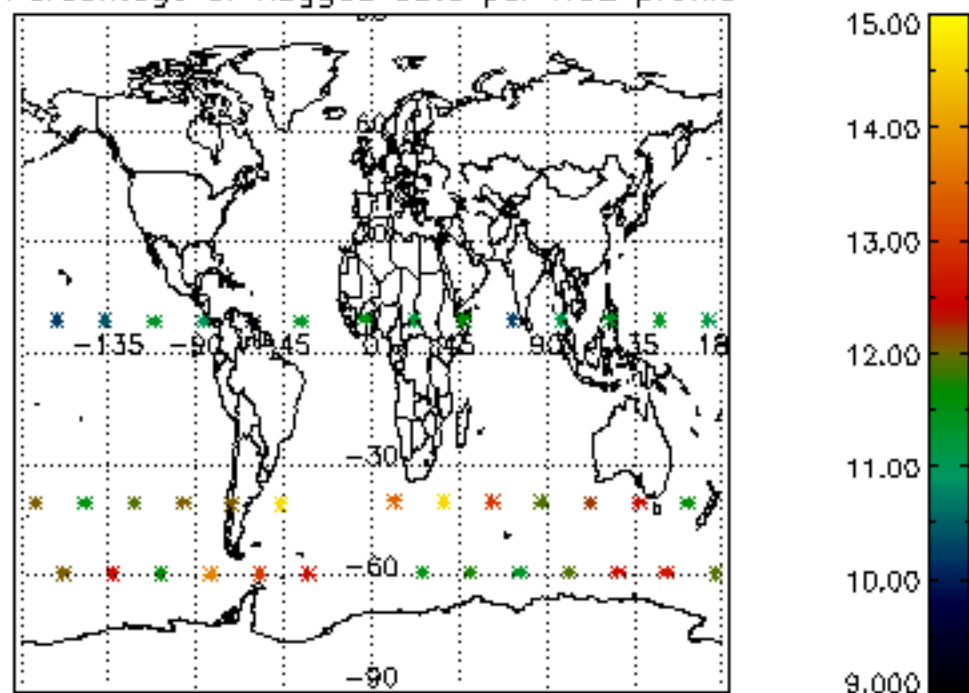
Percentage of flagged data per D3 profile



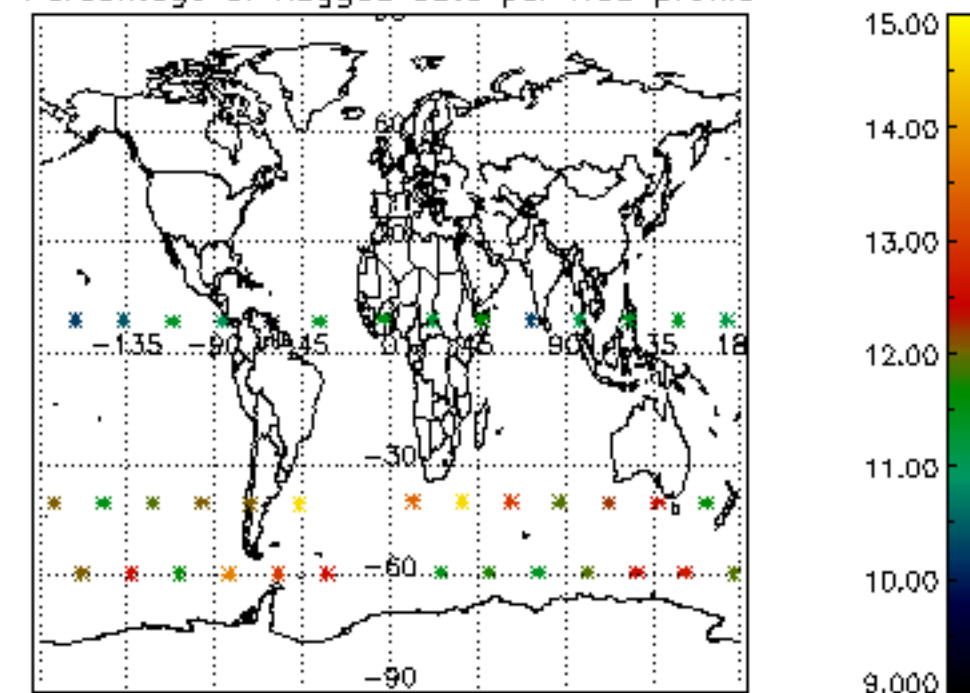
Percentage of flagged data per H2O profile

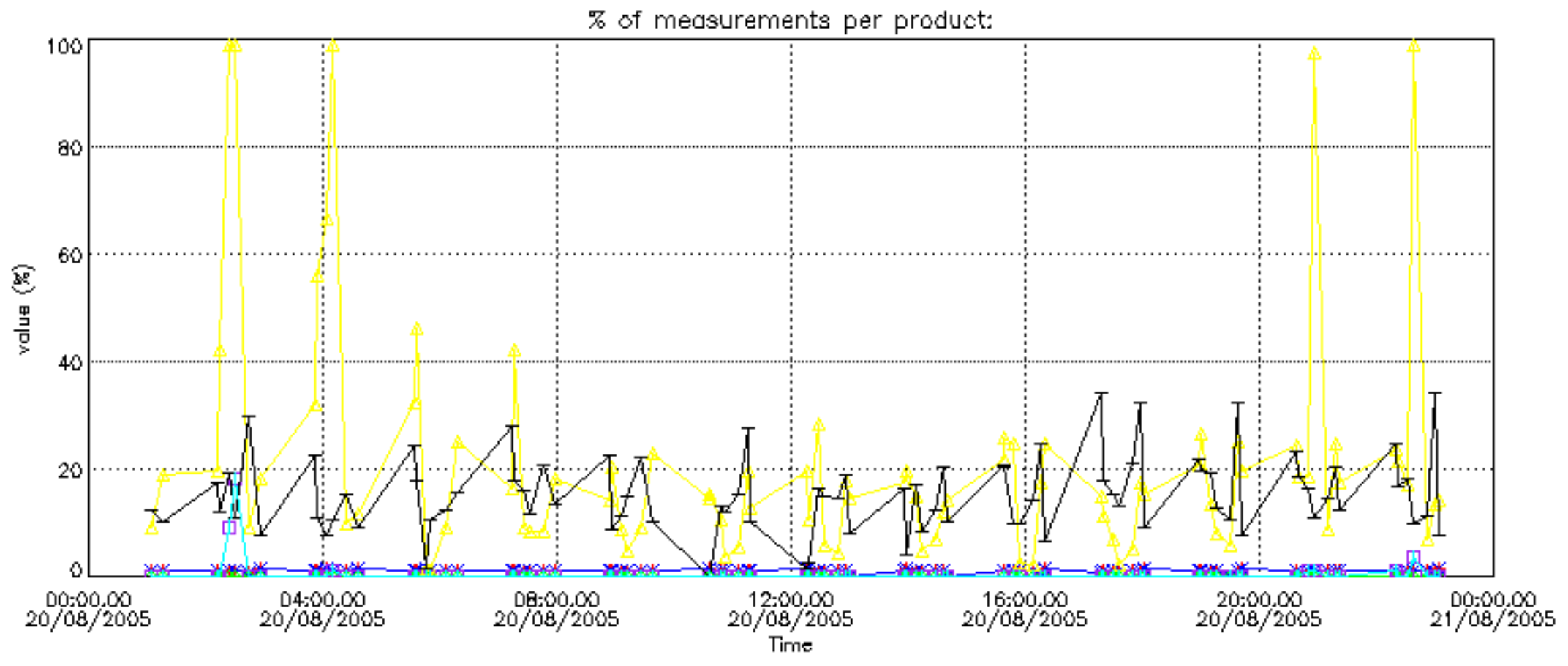


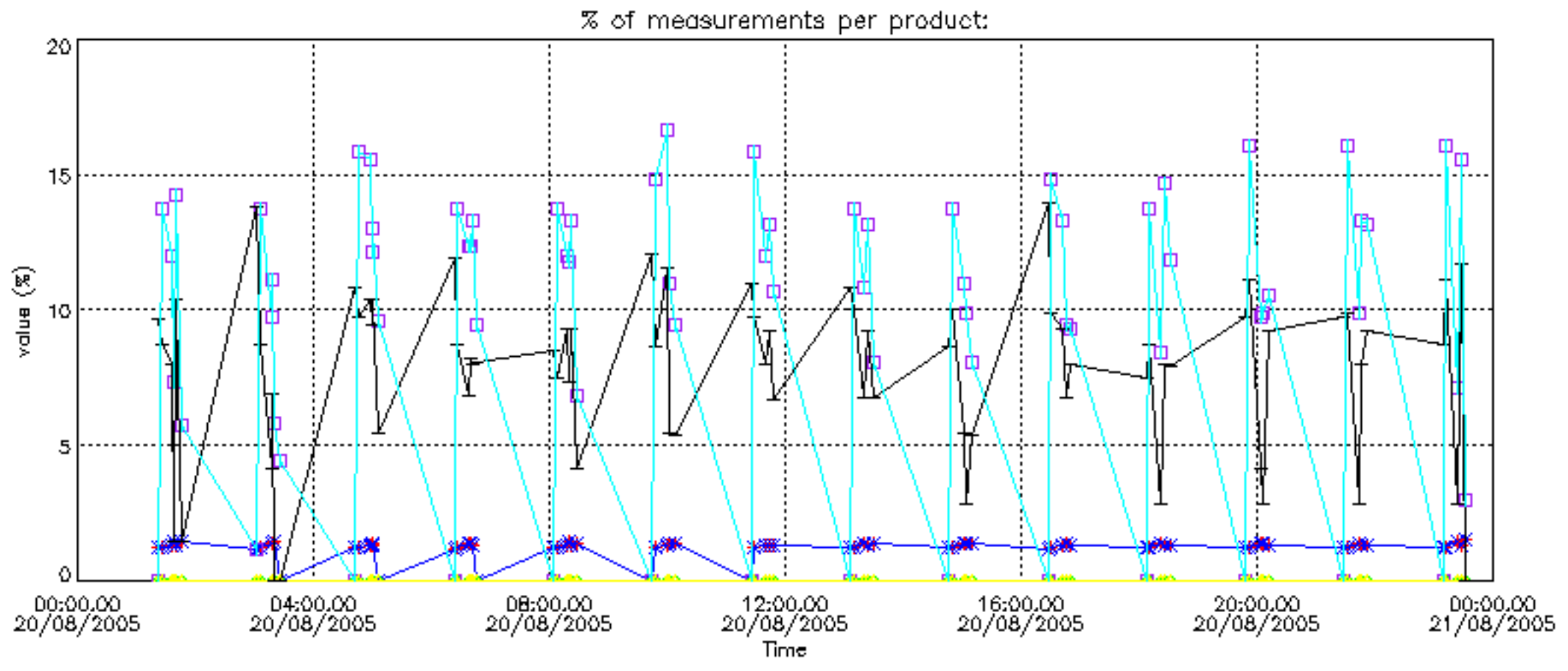
Percentage of flagged data per NO2 profile



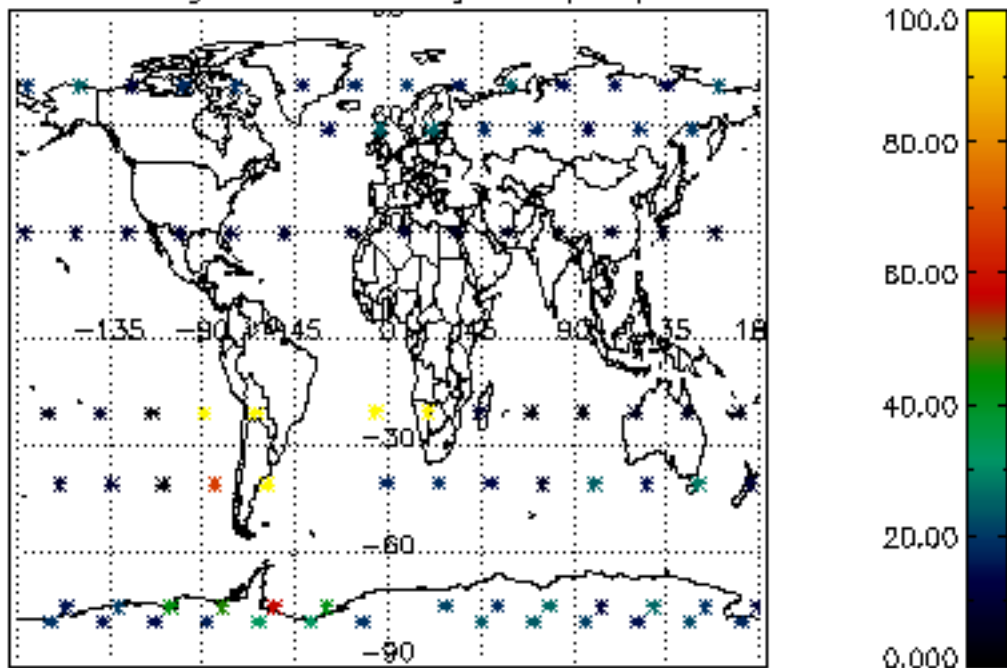
Percentage of flagged data per NO3 profile



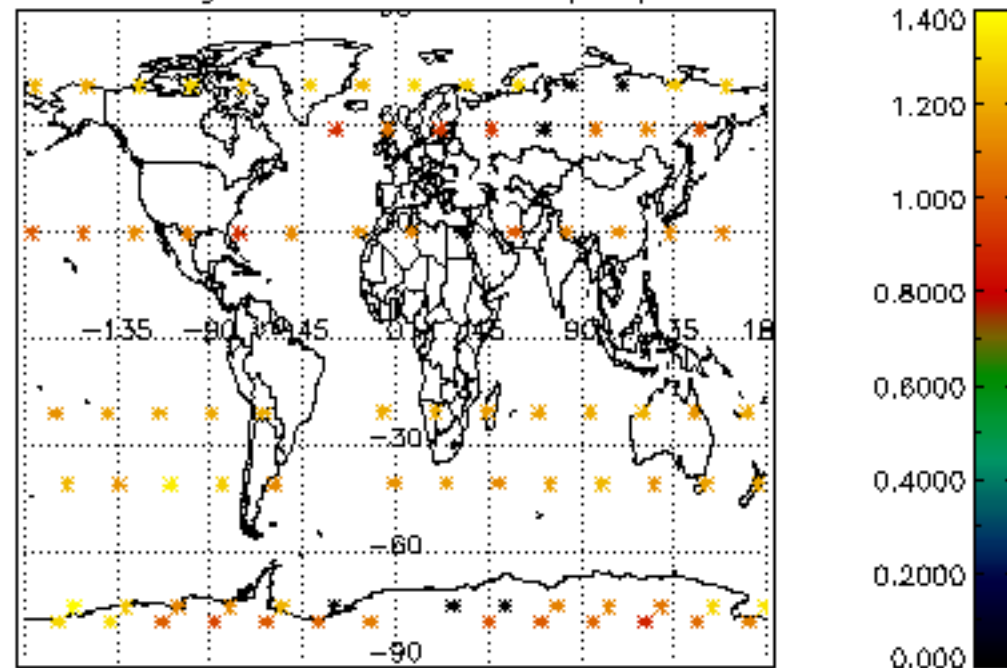




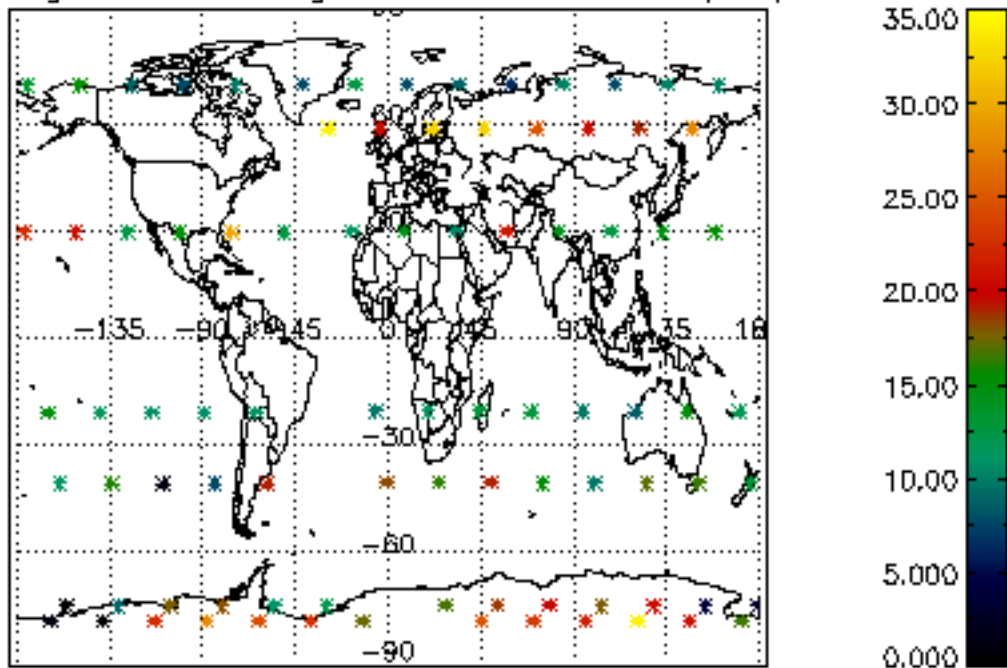
Percentage of cosmic ray hits per profile



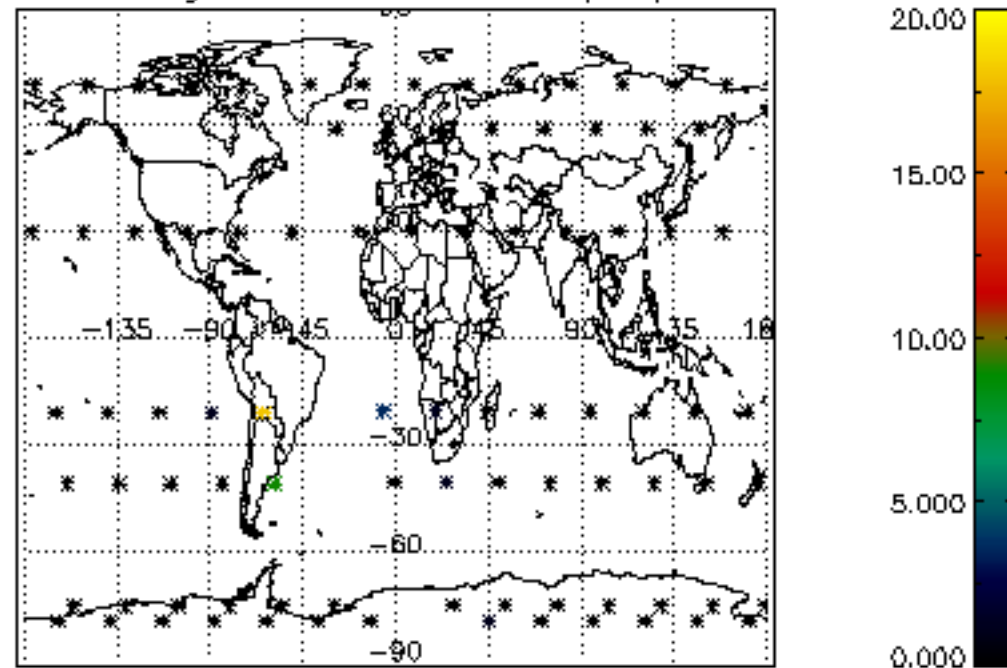
Percentage of datation errors per profile



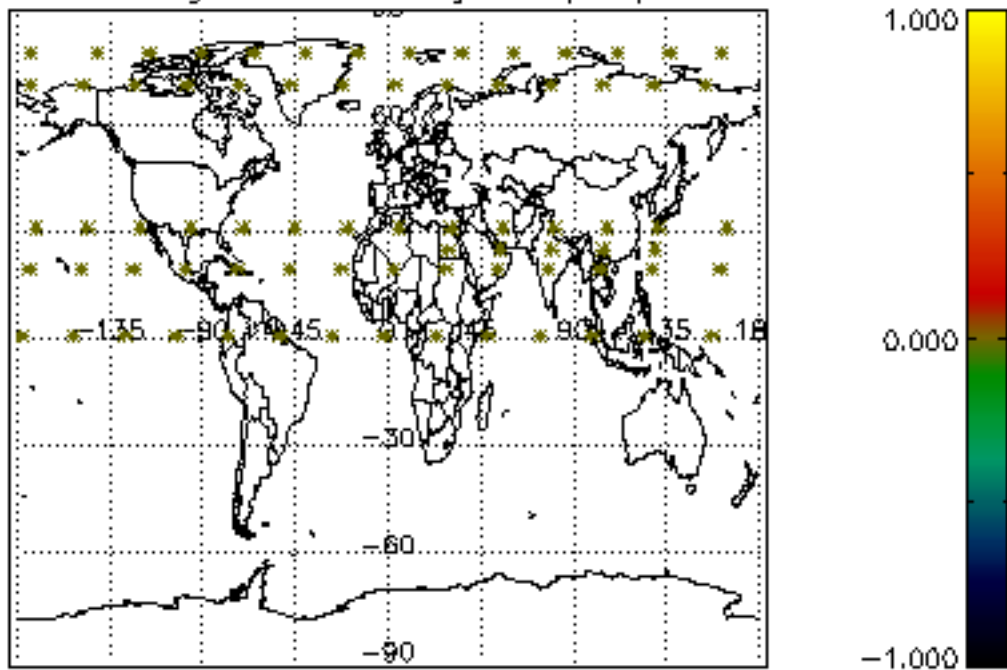
Percentage of star falling outside central band per profile



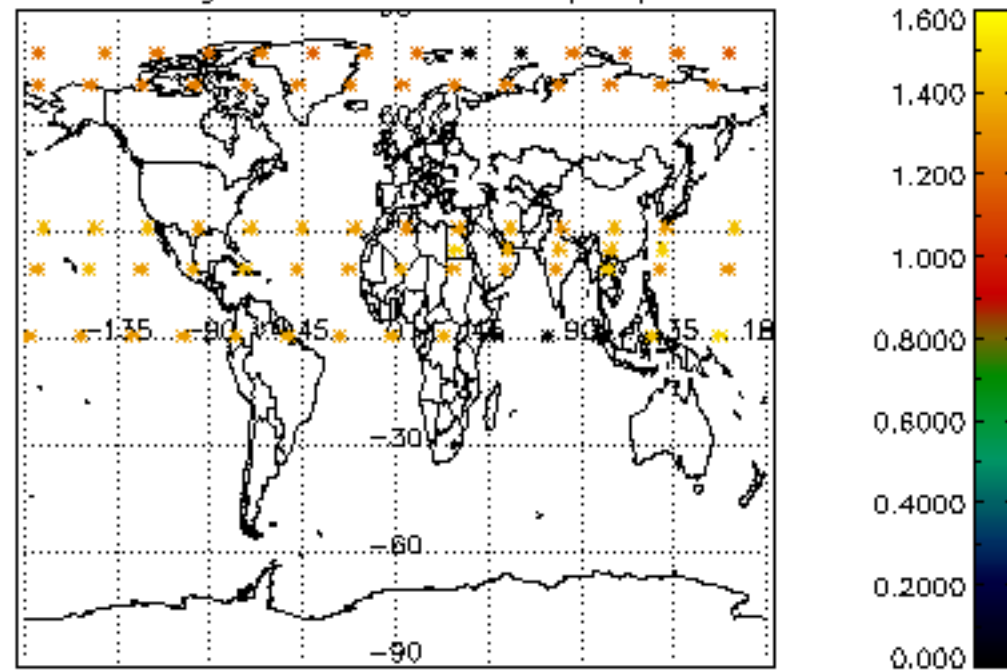
Percentage of saturation errors per profile



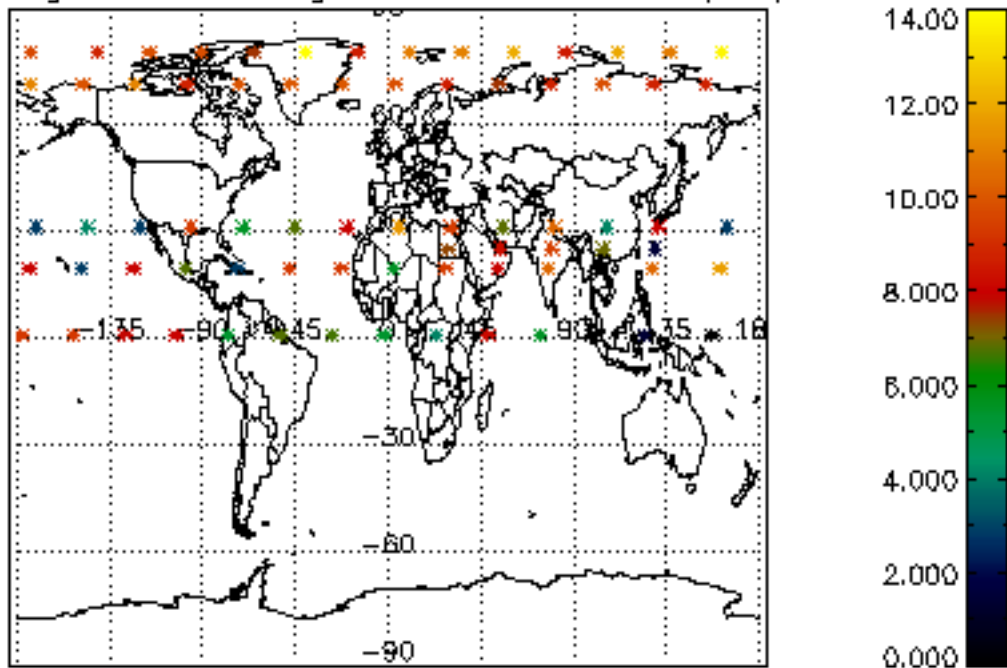
Percentage of cosmic ray hits per profile



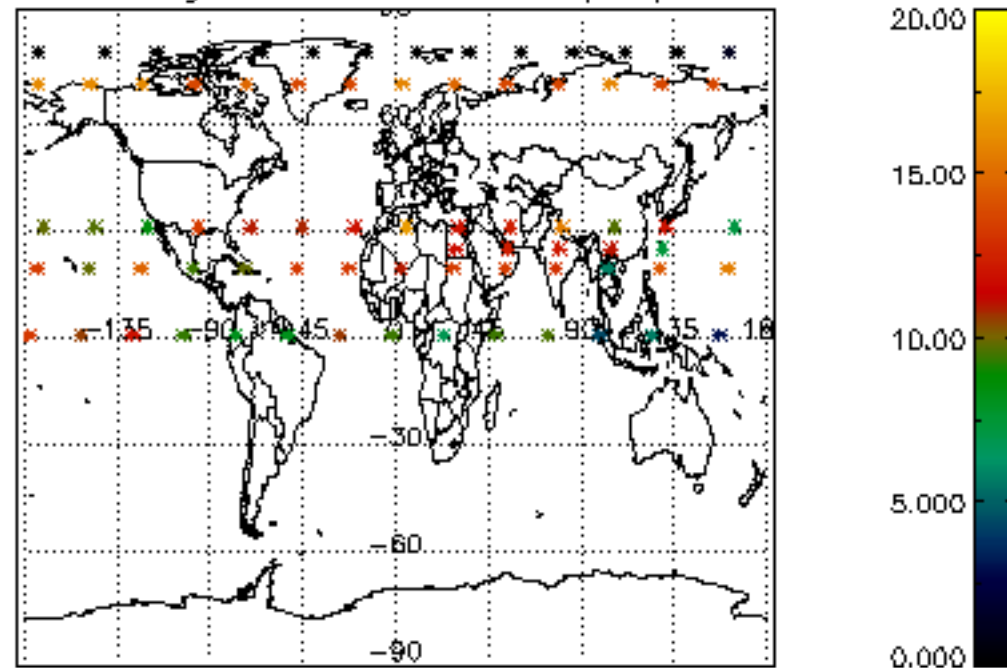
Percentage of datation errors per profile

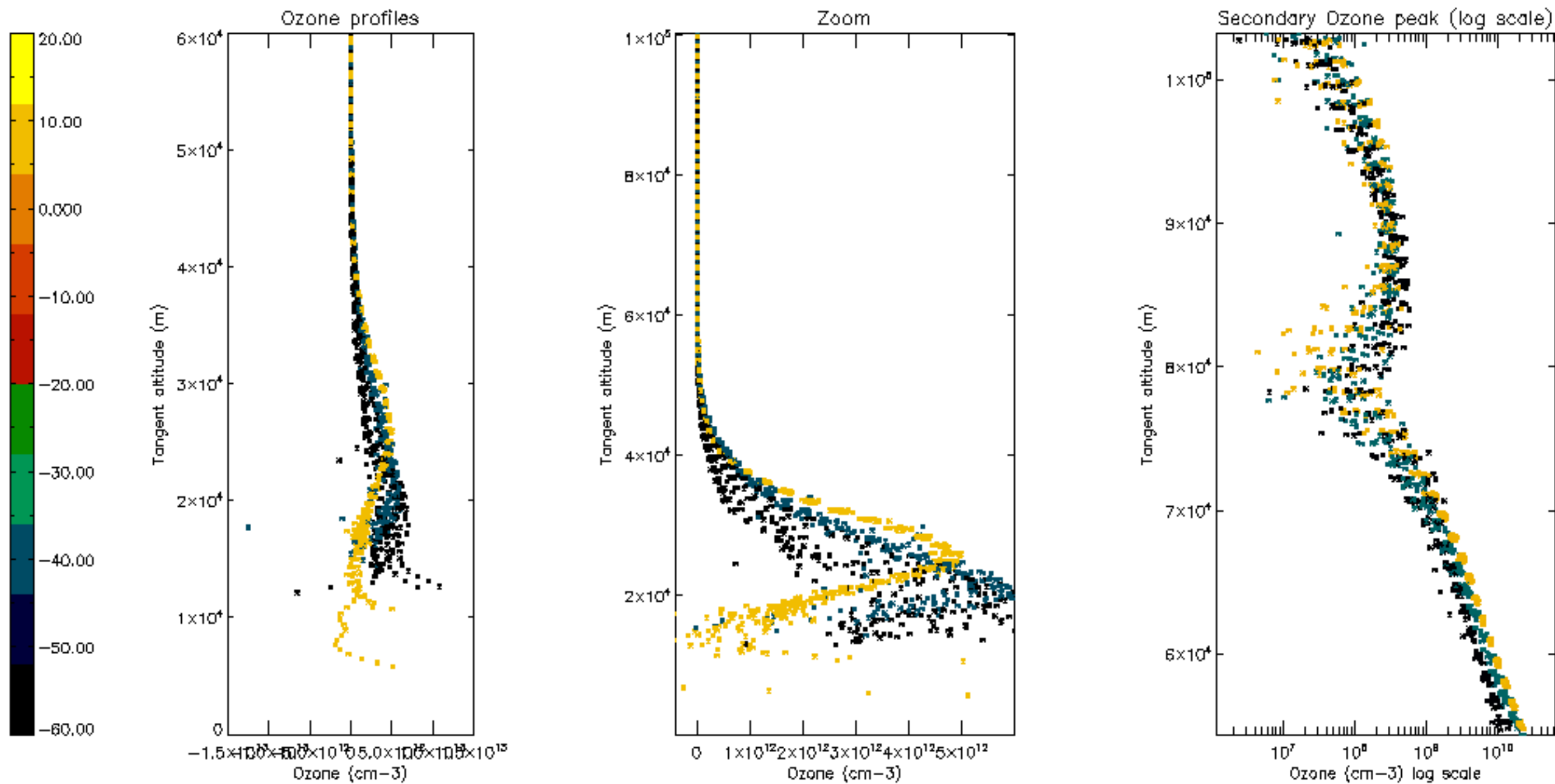


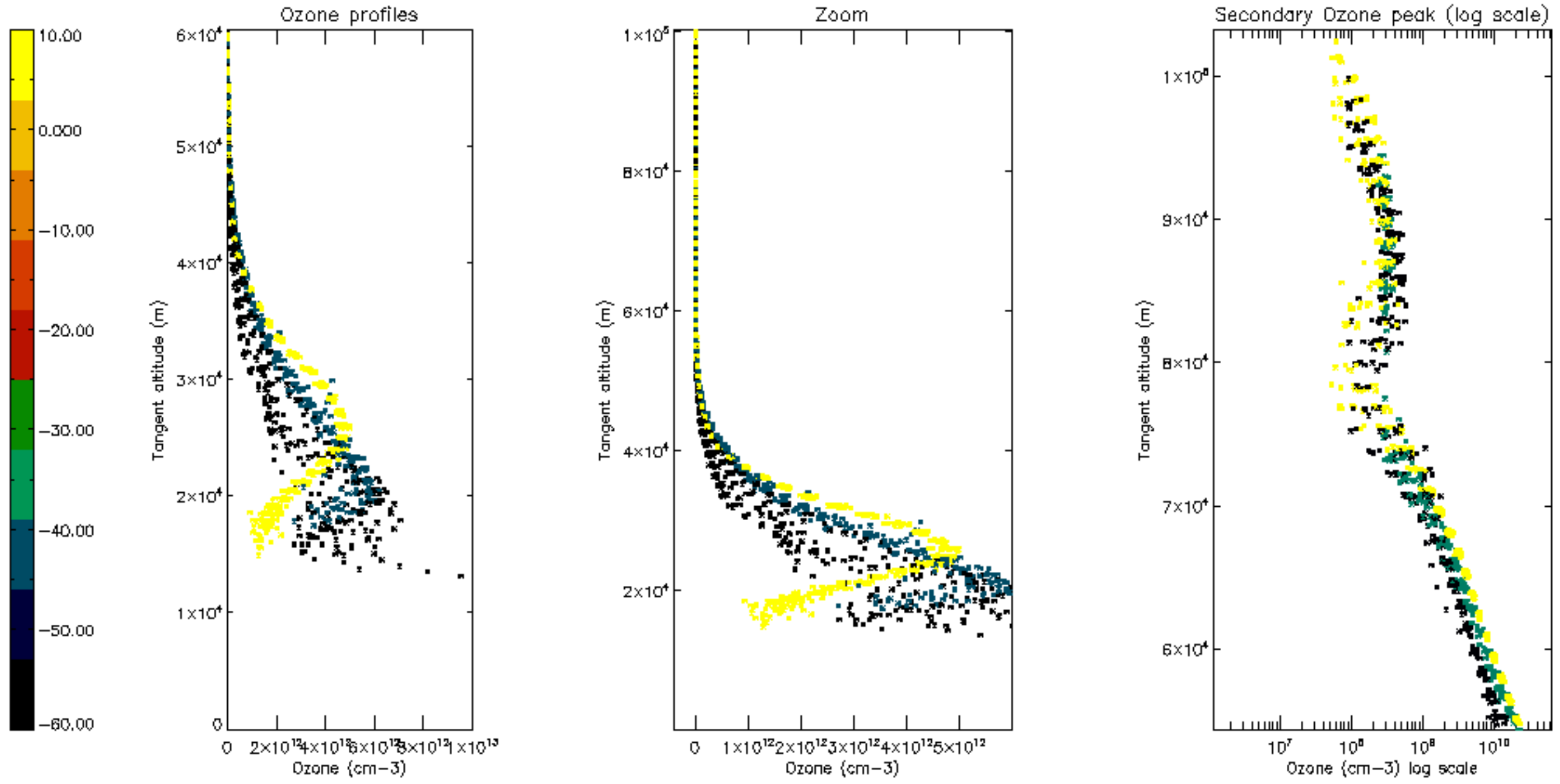
Percentage of star falling outside central band per profile

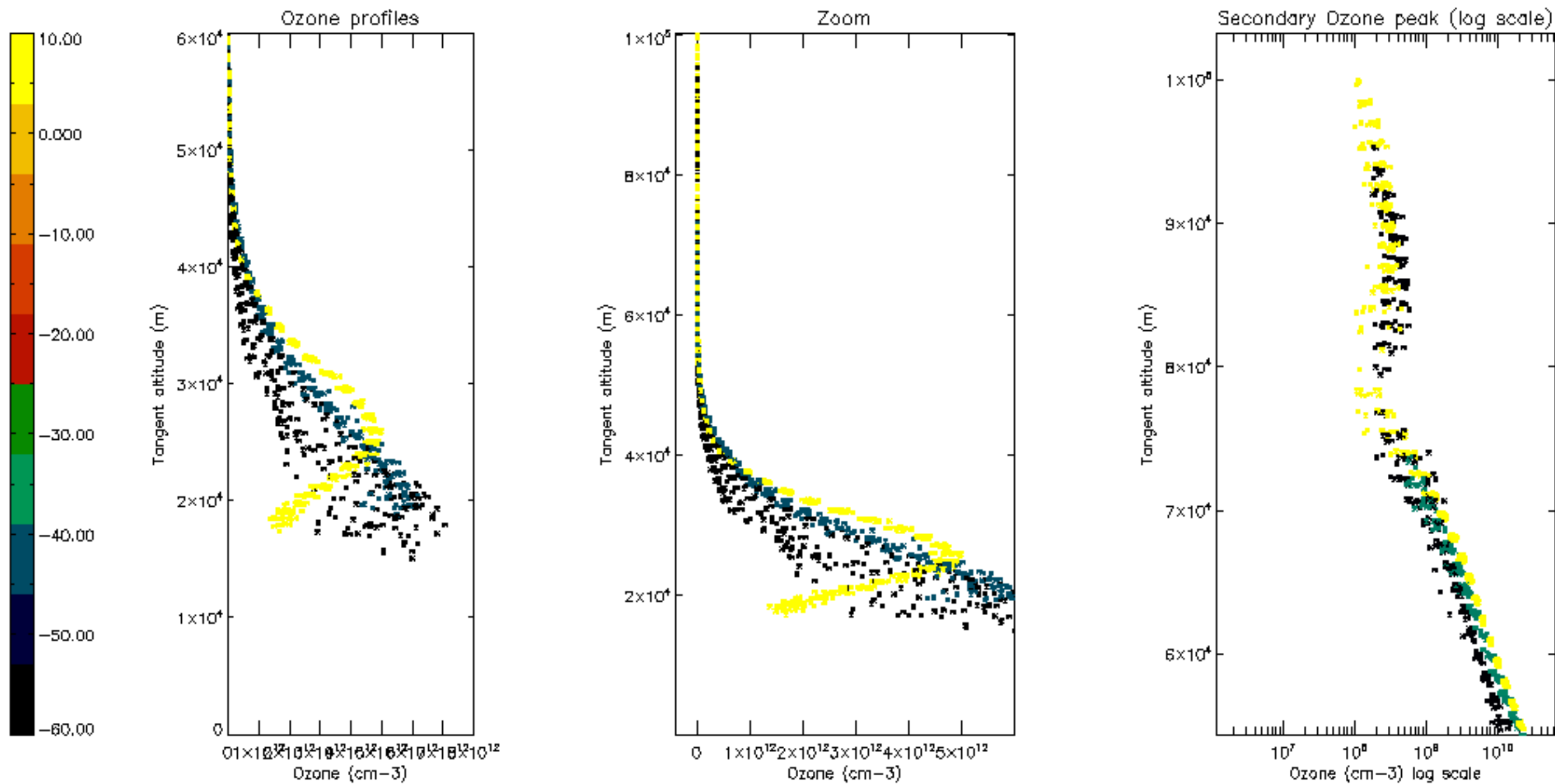


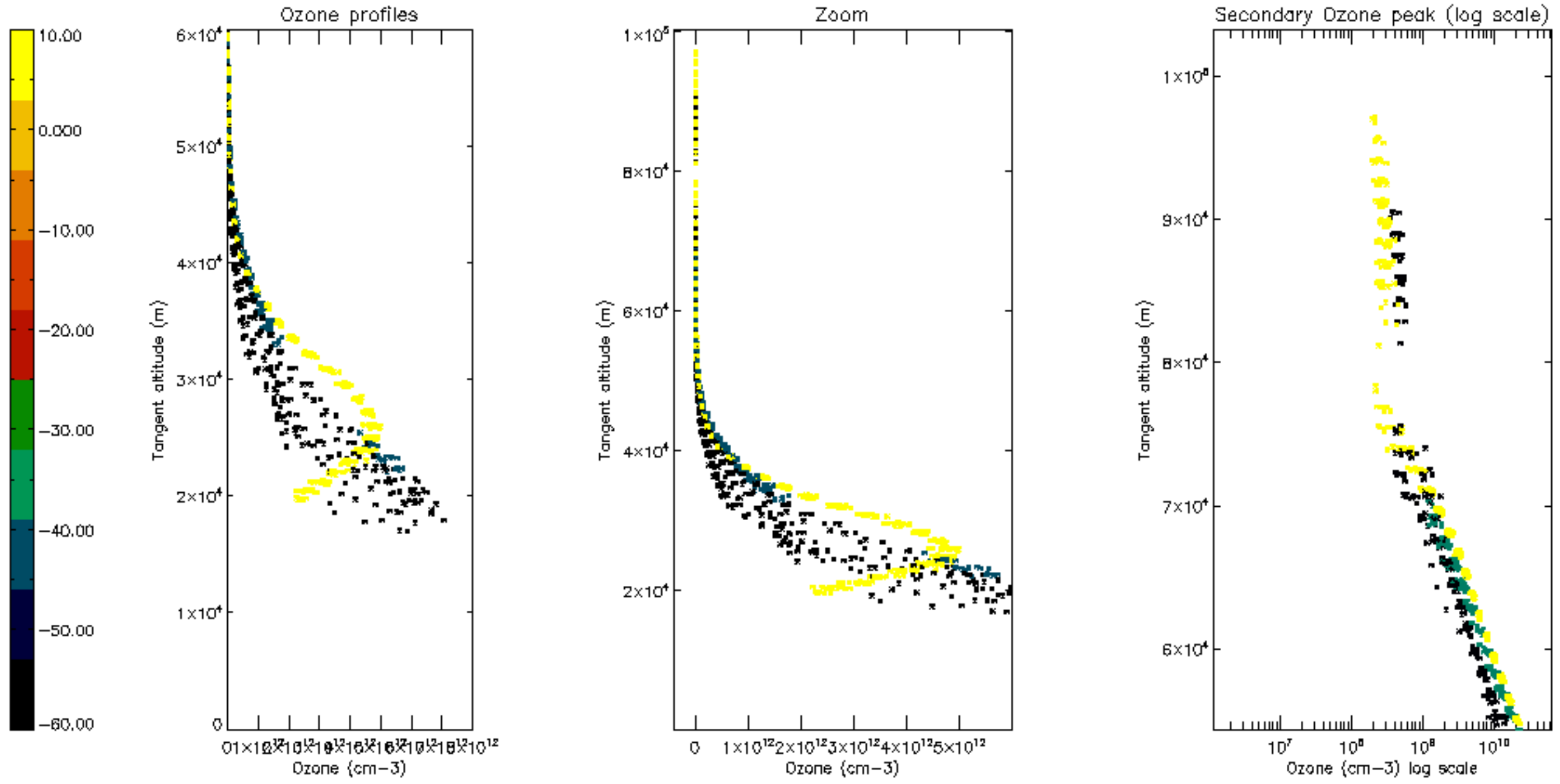
Percentage of saturation errors per profile

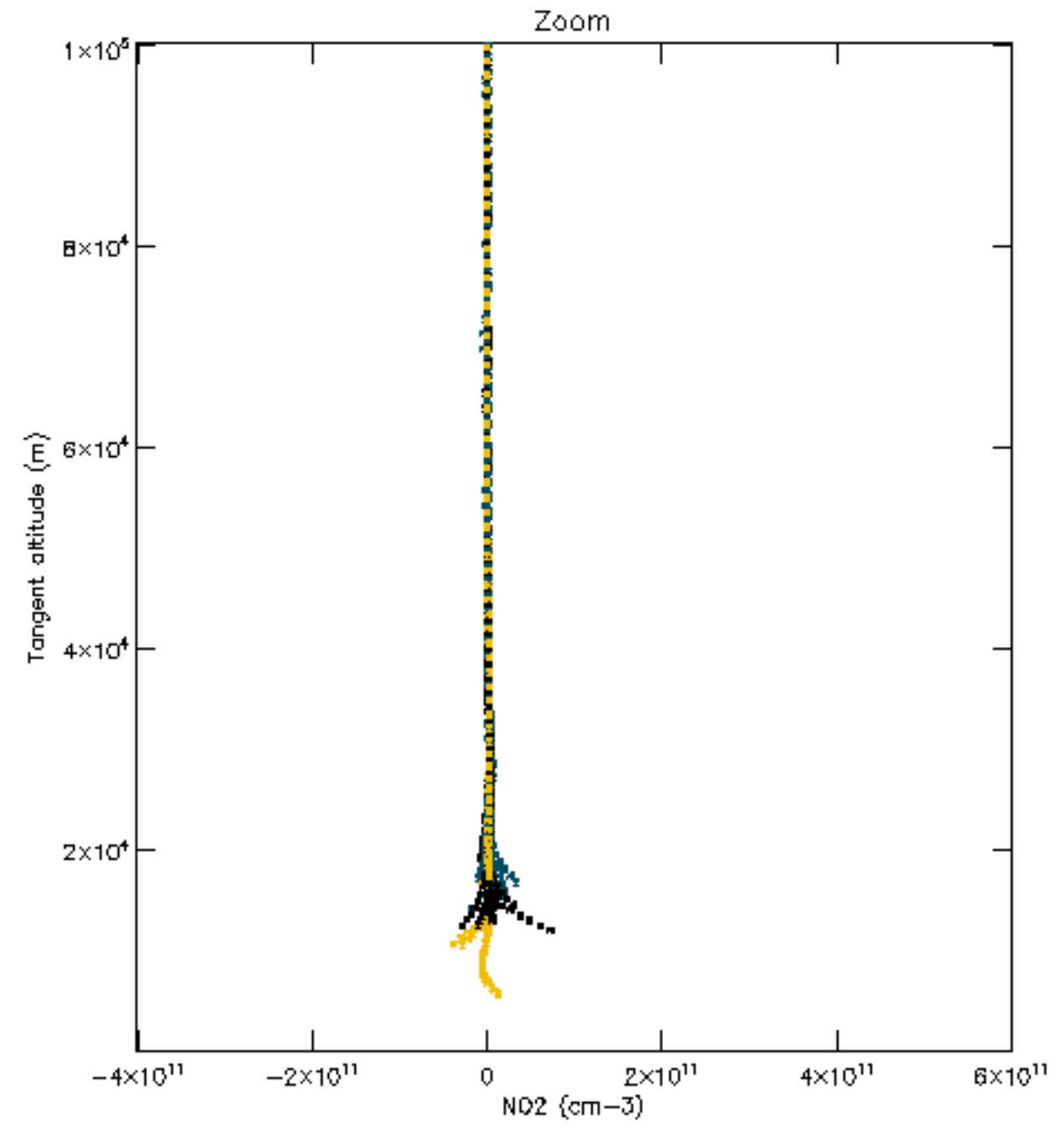
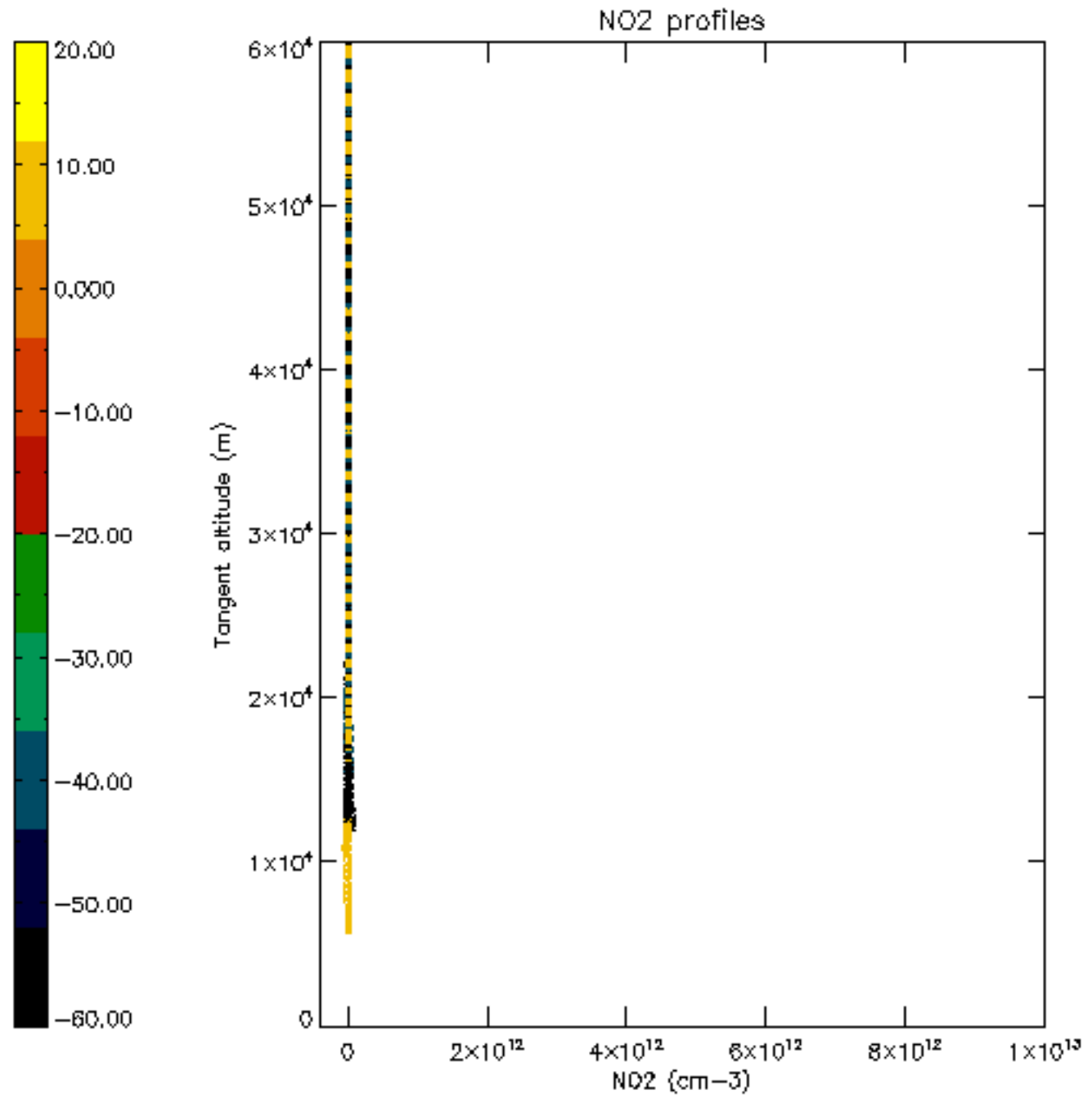


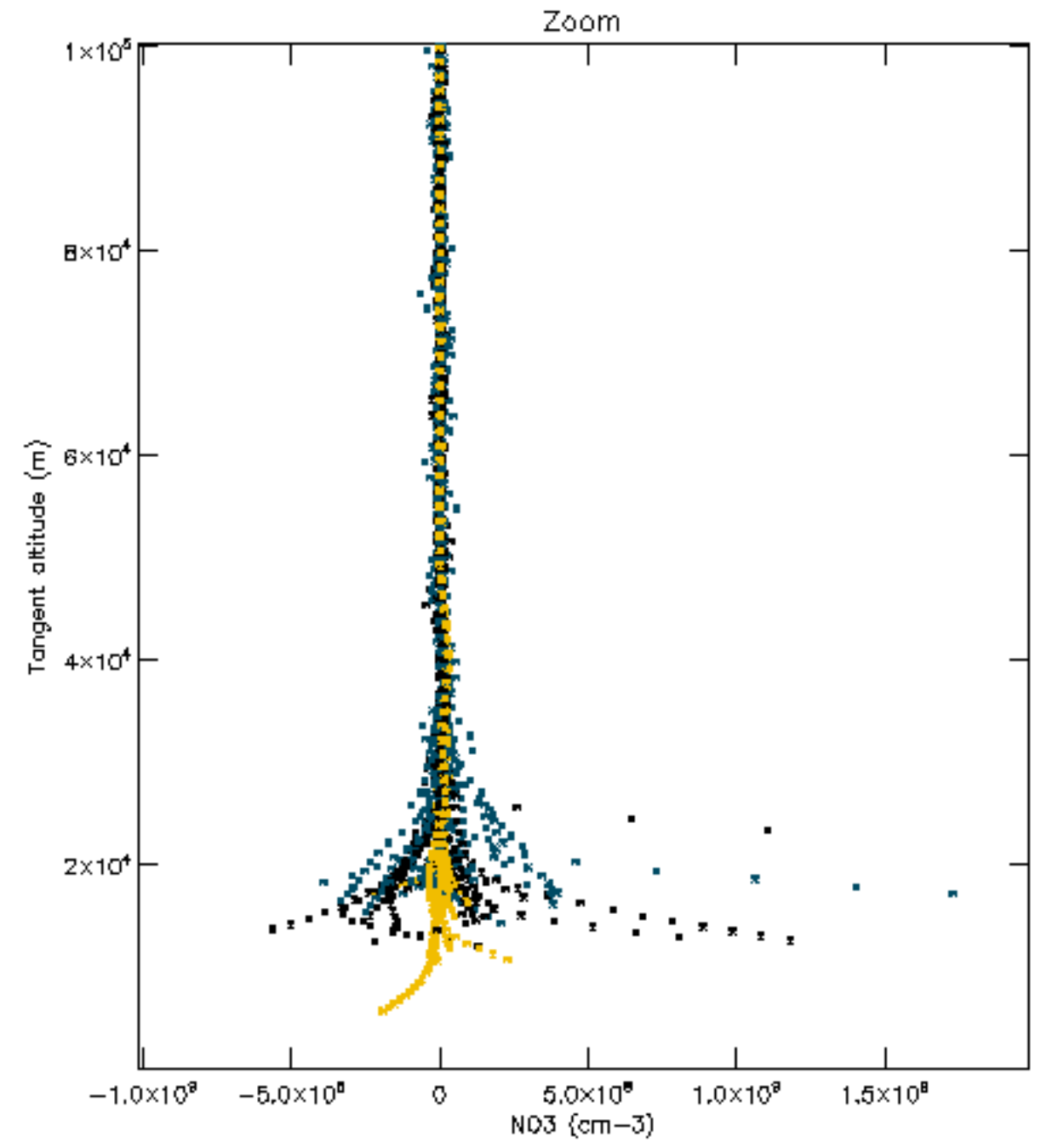
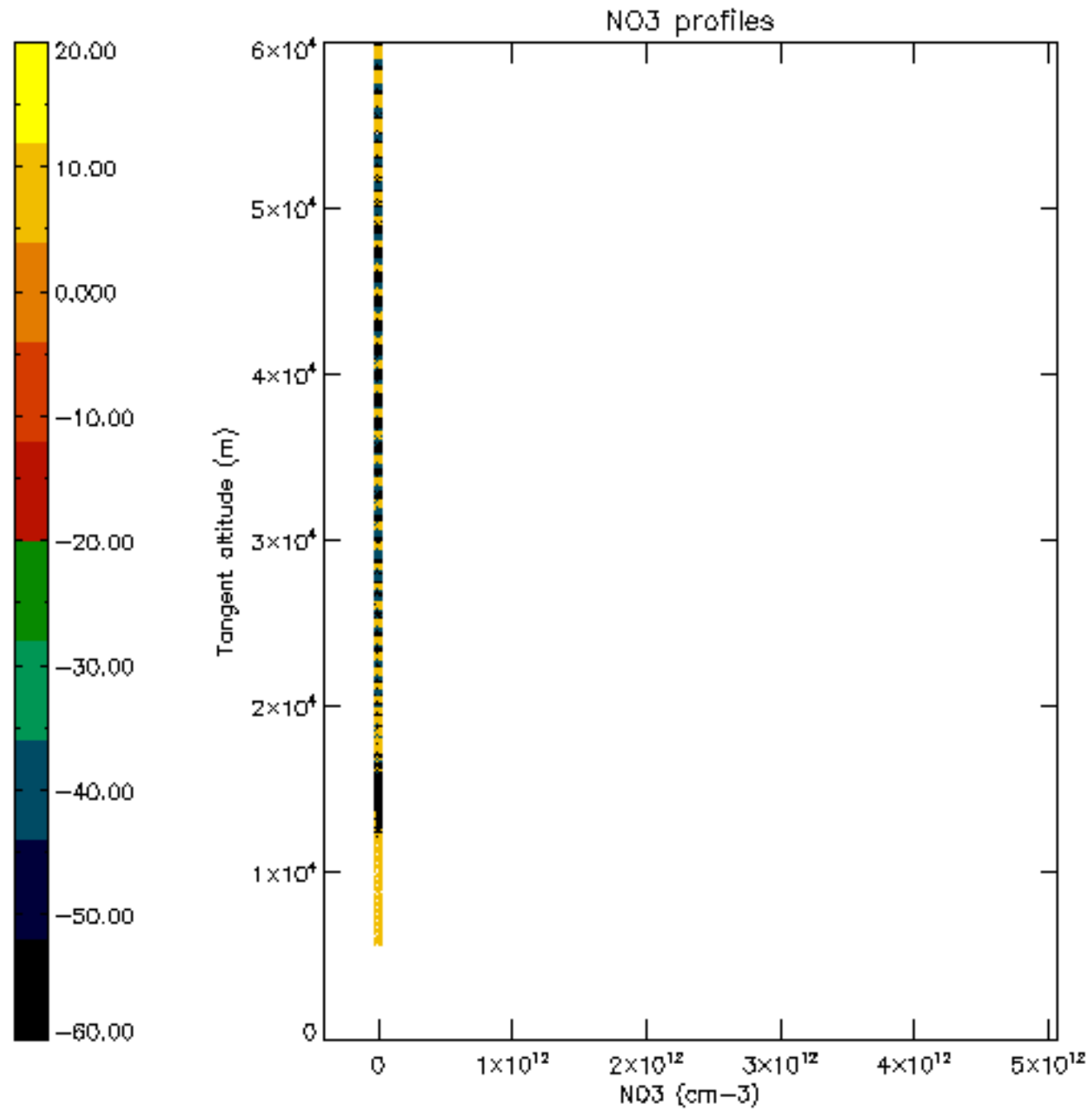


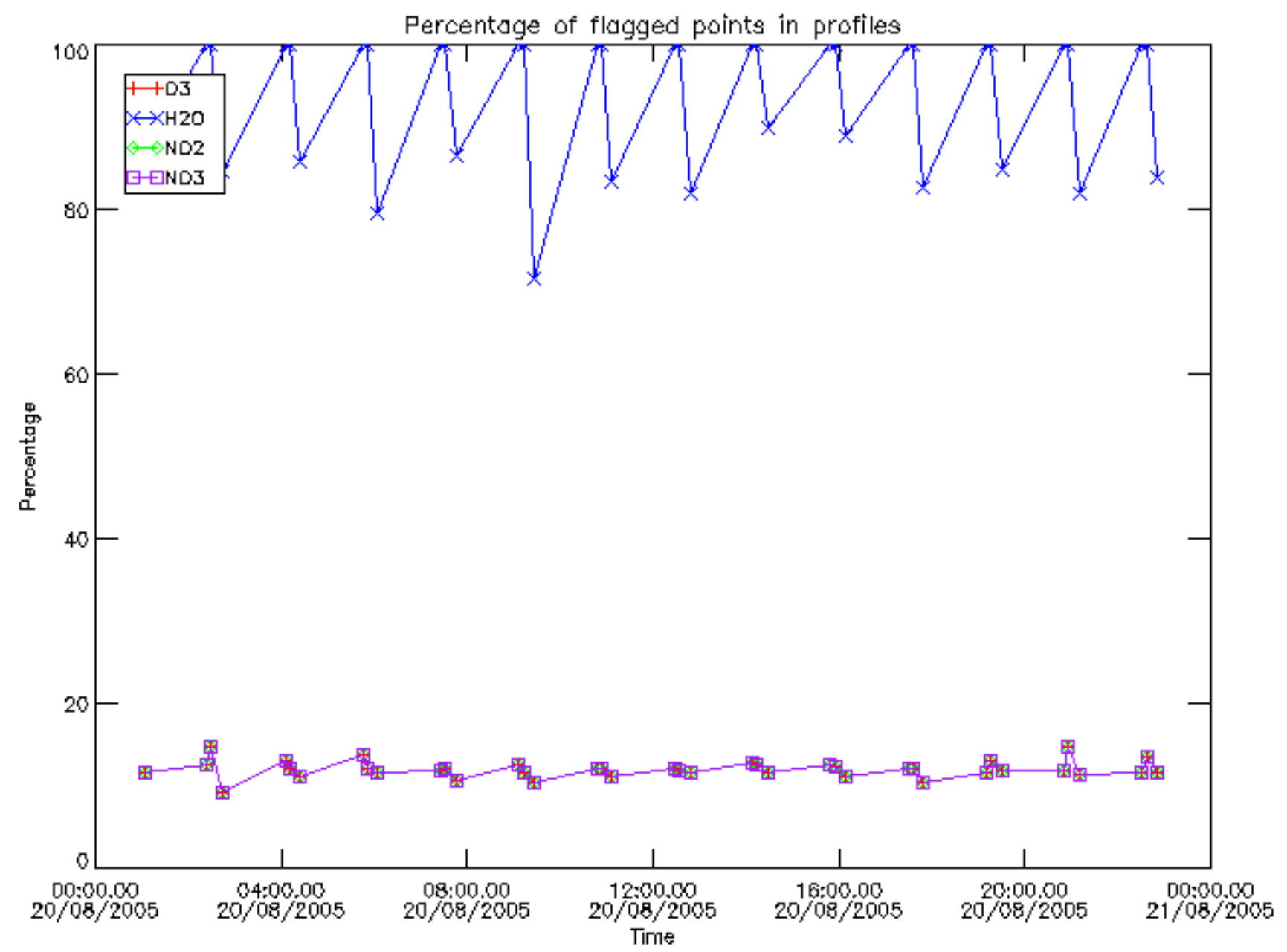




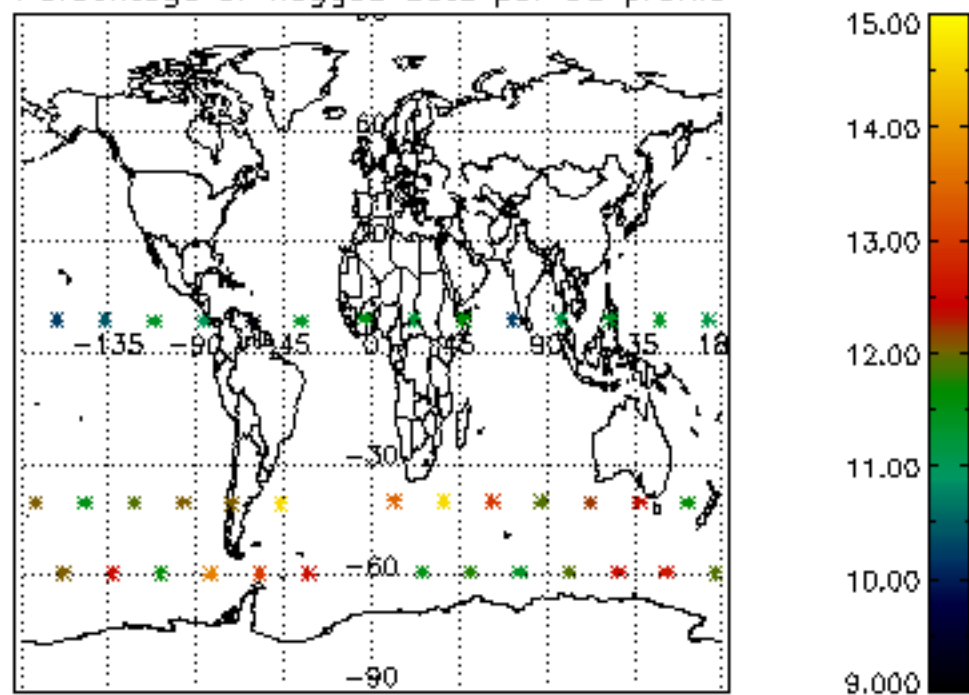




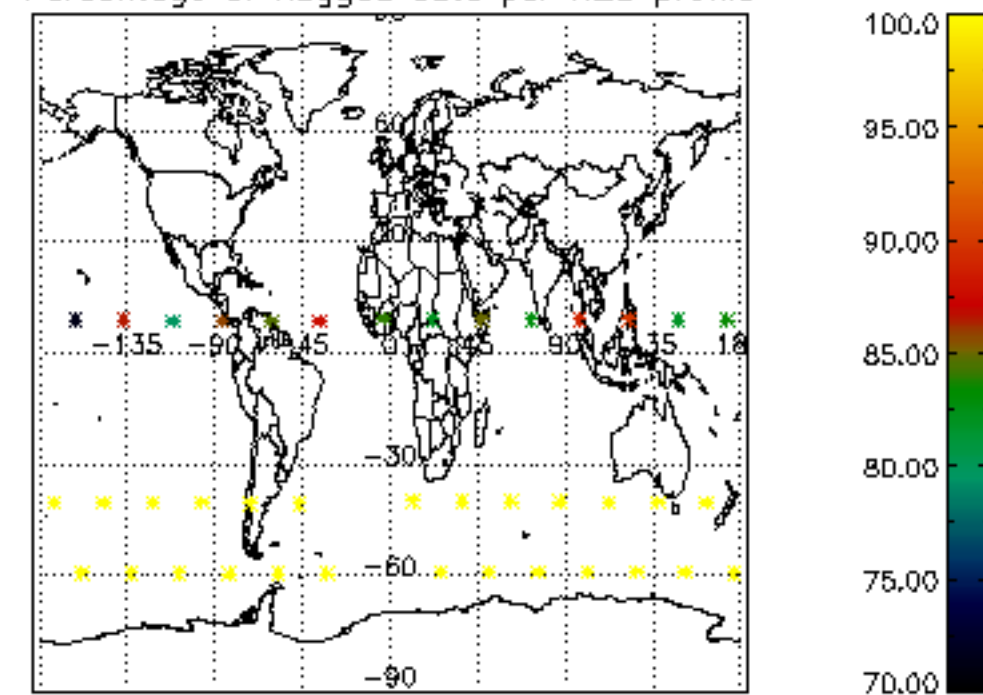




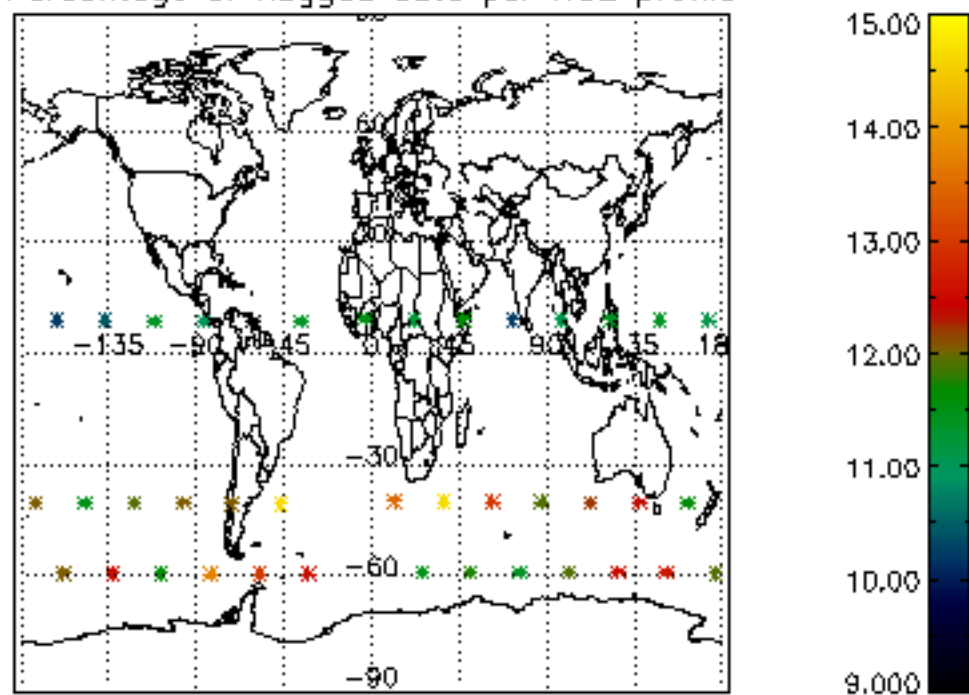
Percentage of flagged data per D3 profile



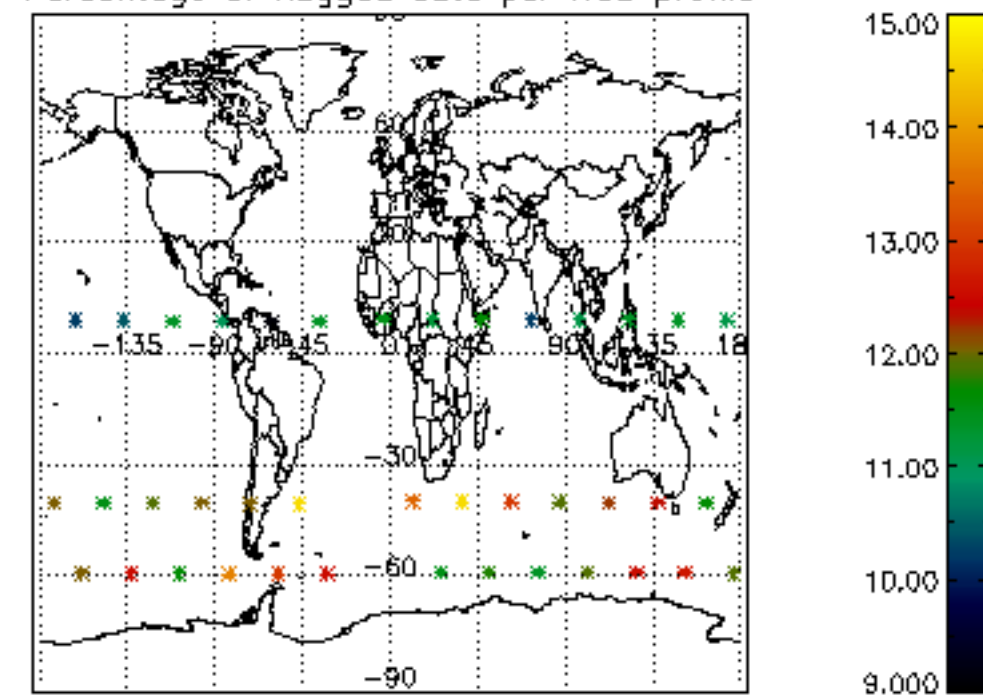
Percentage of flagged data per H2O profile

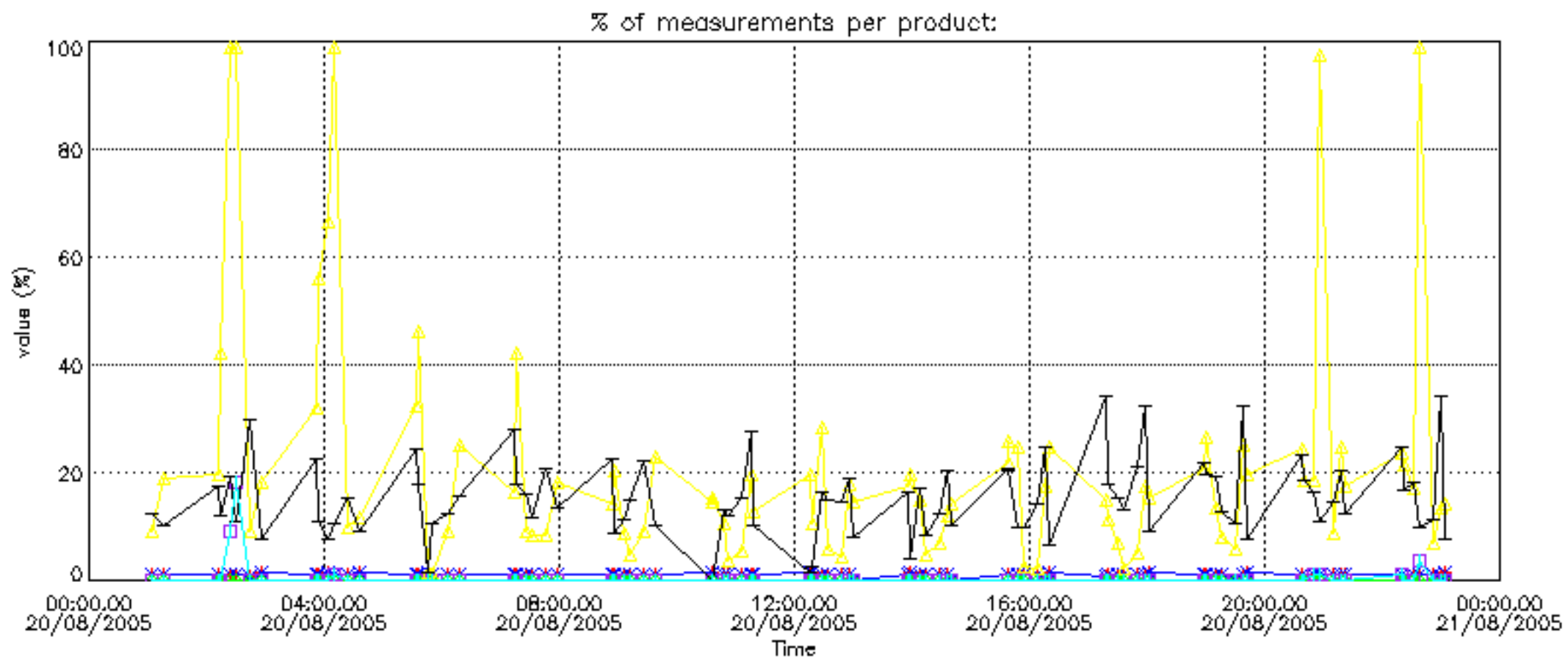


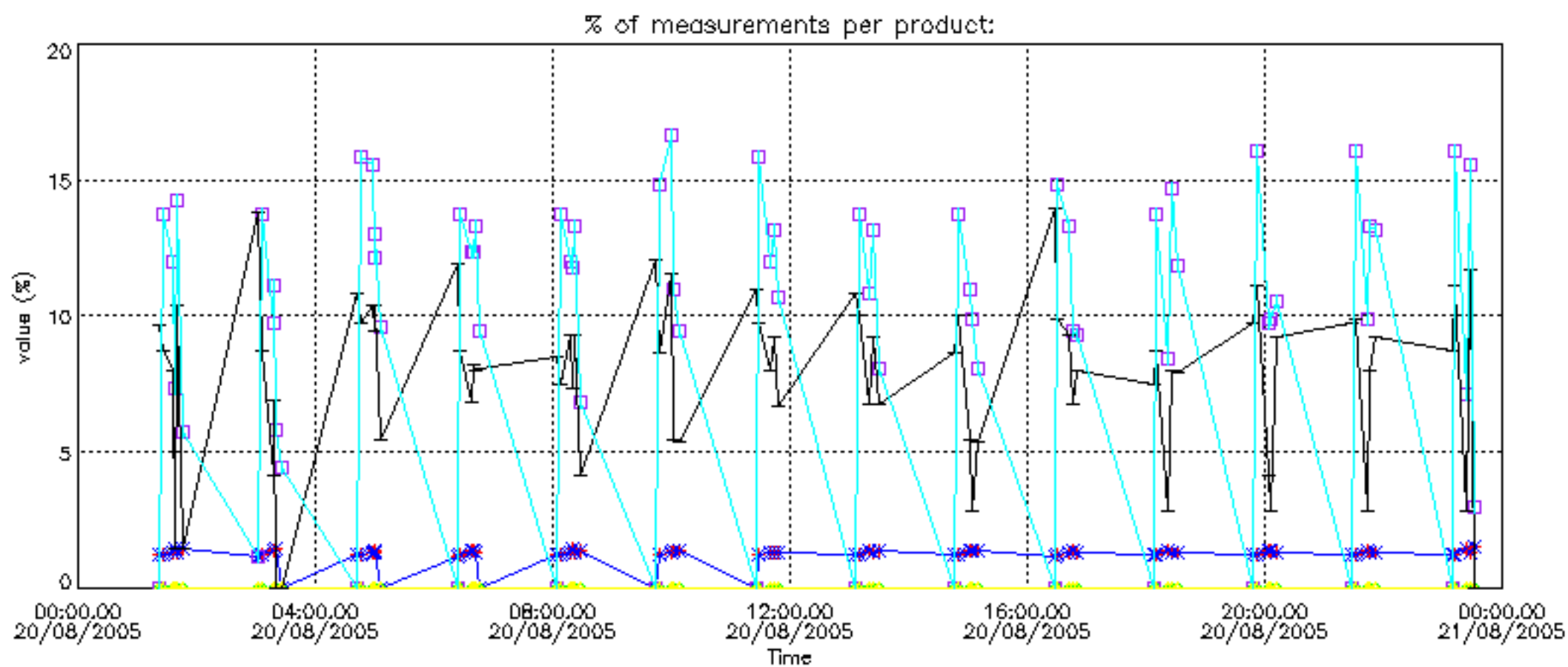
Percentage of flagged data per NO2 profile



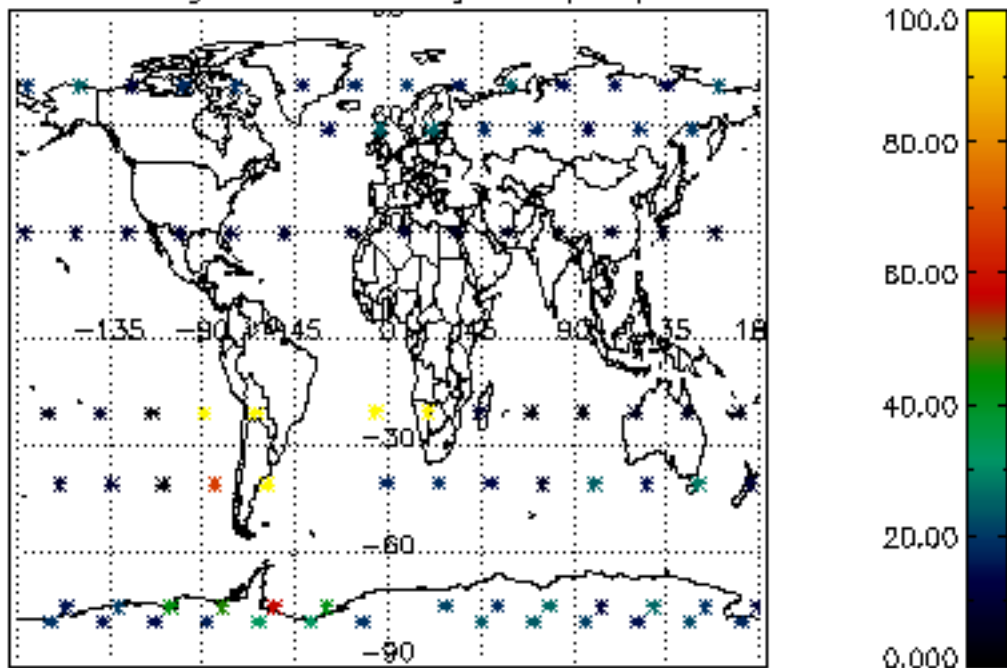
Percentage of flagged data per NO3 profile



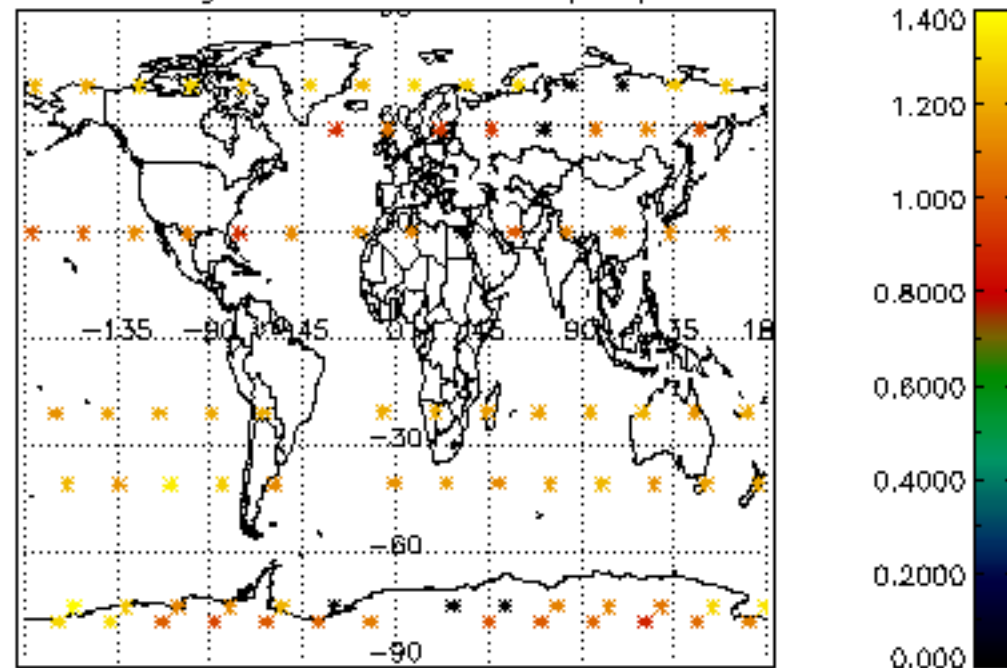




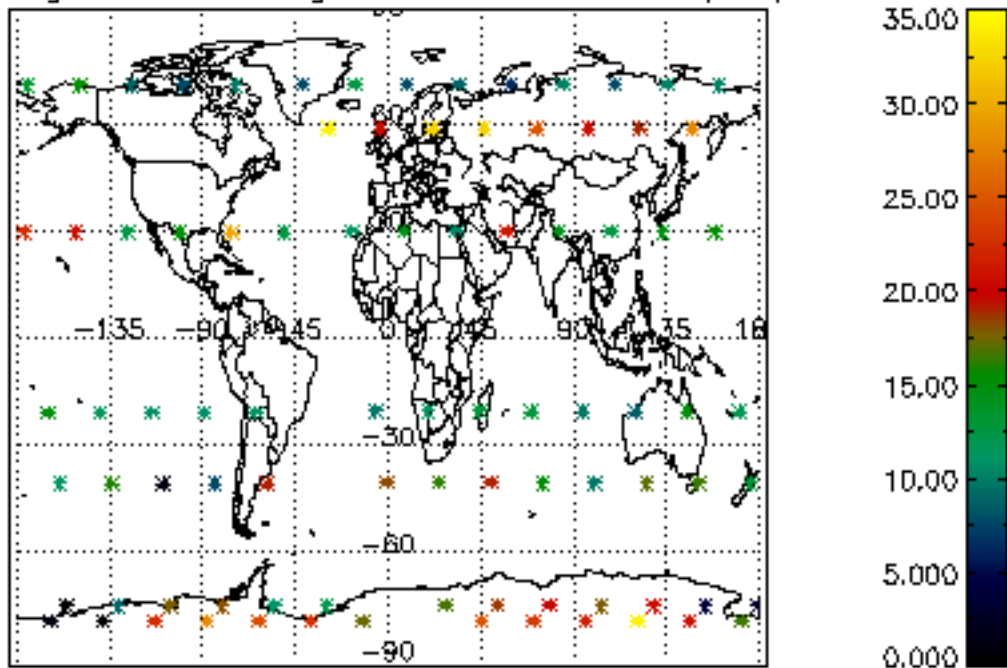
Percentage of cosmic ray hits per profile



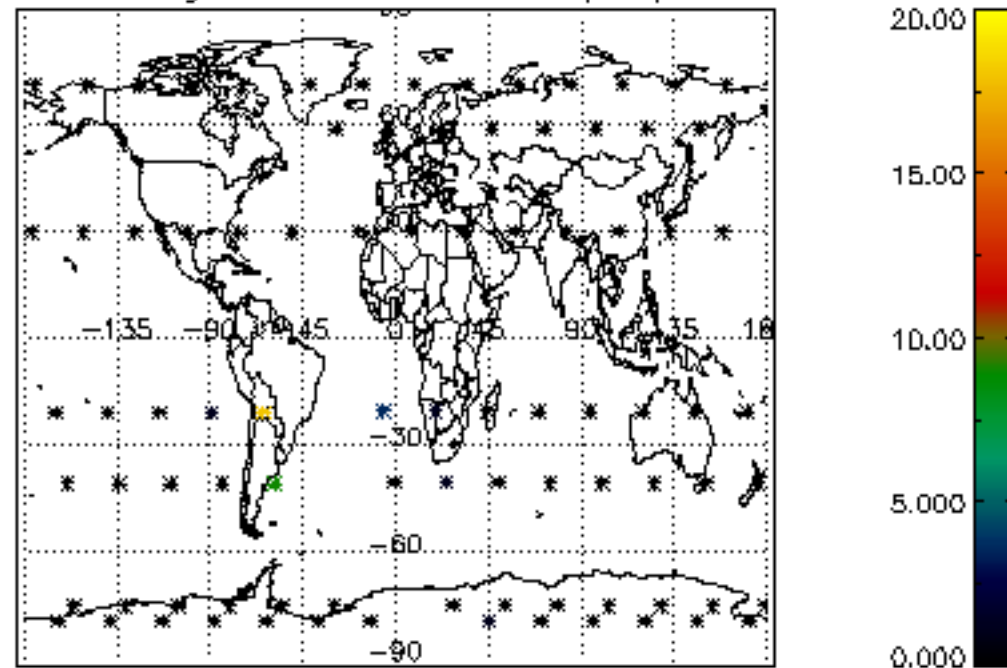
Percentage of datation errors per profile



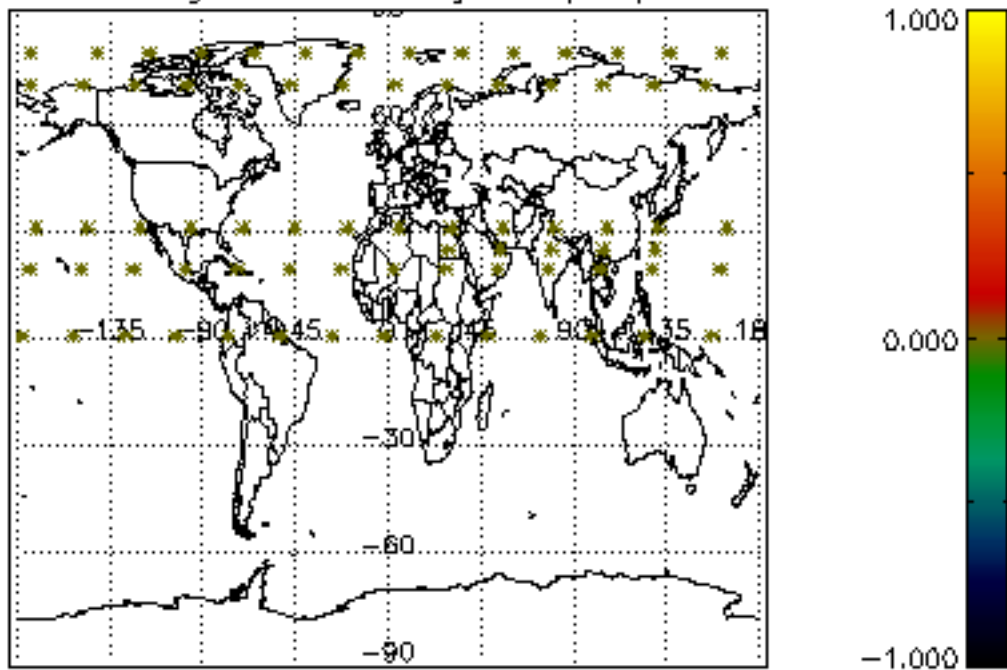
Percentage of star falling outside central band per profile



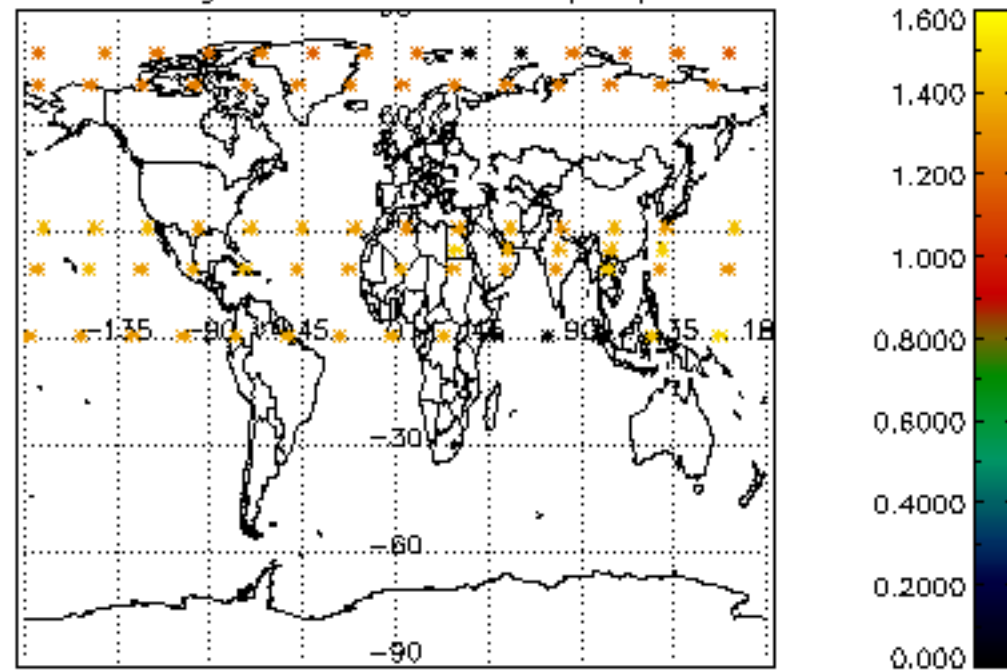
Percentage of saturation errors per profile



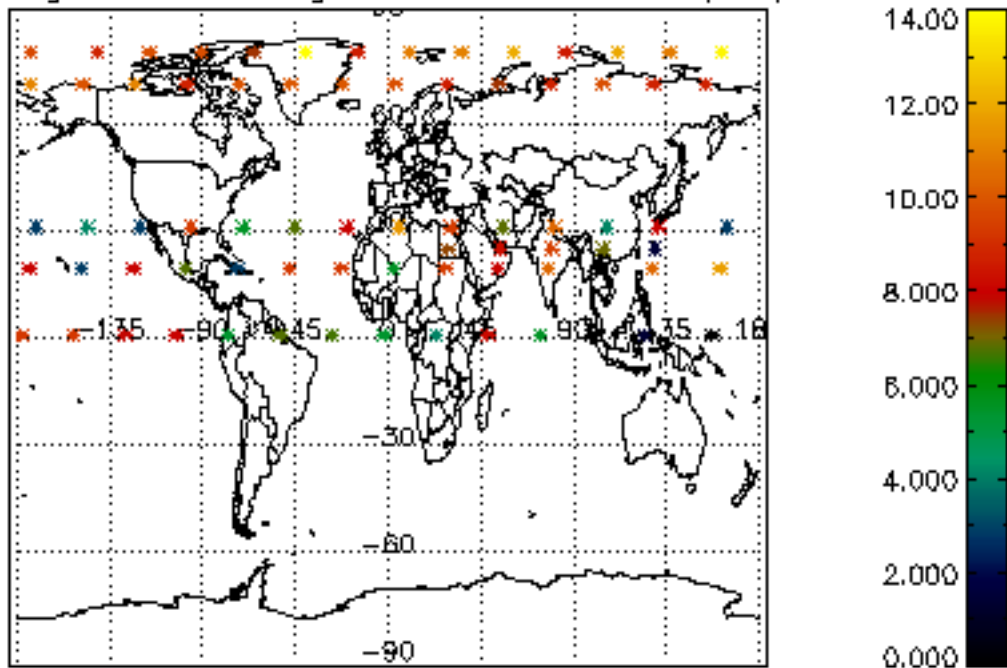
Percentage of cosmic ray hits per profile



Percentage of datation errors per profile



Percentage of star falling outside central band per profile



Percentage of saturation errors per profile

