

GOMOS Level 2 Daily Report

SUMMARY

[1. General Info](#)

[2. Summary of processed GOM_NL_2P products](#)

[3. Level 2 Quality information per product](#)

[3.1 Plot of level 2 quality information per product \(time dependant\)](#)

[3.2 Plot of level 2 quality information per product \(world map\)](#)

[4. Level 1 Quality information per product \(stored on level 2 products\)](#)

[4.1 Plot of level 1 quality information per product \(time dependant\)](#)

[4.1.1 Plot of level 1 quality information per product \(time dependant\): ASCENDING](#)

[4.1.2 Plot of level 1 quality information per product \(time dependant\): DESCENDING](#)

[4.2 Plot of level 1 quality information per product \(world map\)](#)

[4.2.1 Plot of level 1 quality information per product \(world map\): ASCENDING](#)

[4.2.2 Plot of level 1 quality information per product \(world map\): DESCENDING](#)

[5. Ozone profiles based on quality statistics and other trace gas profiles](#)

[5.1 Ozone statistics based on quality of products](#)

[5.2 Plot ozone profiles for all STD \(dark without errors\)](#)

[5.3 Plot ozone profiles where STD < 20% \(dark without errors\)](#)

[5.4. Plot ozone profiles where STD < 10% \(dark without errors\)](#)

[5.5. Plot ozone profiles where STD < 5% \(dark without errors\)](#)

[5.6 Plot NO2 profiles for all STD \(dark without errors\)](#)

[5.7 Plot NO3 profiles for all STD \(dark without errors\)](#)

[5.8 Plot H2O profiles \(only for occultations of stars 1,2,3,4,13,14,16,26,63 dark without errors\) for all STD](#)

[6. Auxiliary Data Files used for the production reported in section 2](#)

This report presents the daily analysis on parameters extracted from GOMOS level 2 data (GOM_NL__2P). It is intended to monitor some important parameters that will impact the quality of these products. A list of level 2 products (and content) that have arrived during the reporting day to the PCF is also given.

Item	Value
Time of report generation	18APR2013 10:18:36
Data source version	GOMOS/6.01
Start time of products	03-08-2005 (03AUG2005 00:00:00)
Stop time of products	04-08-2005 (04AUG2005 00:00:00)
Store outputs in DB	Yes
Nb of level 2 prods	168
Nb of prods with errors	0

2. Summary of processed GOM_NL__2P products.

Nr	Filename	UTC Start time	Limb	Duration	Star Id	Star Name	Star Mag	Star Temp	Nb Meas	Orbit	Prod. error
1	GOM_NL__2PRFIN20050803_000414_000000382039_00317_17906_5403.N1	03-AUG-2005 00:04:14	Straylight	38.000	45	Alp Pav	1.9400	26000.	76	17906	No
2	GOM_NL__2PRFIN20050803_001234_000000452039_00317_17906_5404.N1	03-AUG-2005 00:12:34	Bright	45.000	103	38Zet Sgr	2.6000	9700.0	90	17906	No
3	GOM_NL__2PRFIN20050803_001457_000000382039_00317_17906_5405.N1	03-AUG-2005 00:14:57	Bright	37.500	155	41Pi Sgr	2.9000	6600.0	75	17906	No
4	GOM_NL__2PRFIN20050803_003148_000000342039_00317_17906_5406.N1	03-AUG-2005 00:31:48	Bright	33.500	5	3Alp Lyr	0.033000	11000.	67	17906	No
5	GOM_NL__2PRFIN20050803_003538_000000382039_00317_17906_5407.N1	03-AUG-2005 00:35:38	Bright	38.000	69	33Gam Dra	2.2310	3800.0	76	17906	No
6	GOM_NL__2PRFIN20050803_003943_000000382039_00317_17906_5408.N1	03-AUG-2005 00:39:43	Bright	37.500	119	14Eta Dra	2.7270	4700.0	75	17906	No
7	GOM_NL__2PRFIN20050803_004350_000000322039_00317_17906_5409.N1	03-AUG-2005 00:43:50	Bright	32.000	60	7Bet UMi	2.0810	3950.0	64	17906	No
8	GOM_NL__2PRFIN20050803_011602_000000422039_00317_17906_5410.N1	03-AUG-2005 01:16:02	Dark	42.000	1	9Alp CMa	-1.4400	11000.	84	17906	No
9	GOM_NL__2PRFIN20050803_011957_000000372039_00317_17906_5411.N1	03-AUG-2005 01:19:57	Dark	36.500	177	1Zet CMa	3.0220	26000.	73	17906	No
10	GOM_NL__2PRFIN20050803_012607_000000432039_00317_17906_5412.N1	03-AUG-2005 01:26:07	Dark	43.000	2	Alp Car	-0.73600	7000.0	86	17906	No
11	GOM_NL__2PRFIN20050803_013645_000000372039_00318_17907_5402.N1	03-AUG-2005 01:36:45	Dark	36.500	135	Bet Hyi	2.8200	5800.0	73	17907	No
12	GOM_NL__2PRFIN20050803_014450_000000392039_00318_17907_5403.N1	03-AUG-2005 01:44:50	Straylight	38.500	45	Alp Pav	1.9400	26000.	77	17907	No
13	GOM_NL__2PRFIN20050803_015310_000000452039_00318_17907_5404.N1	03-AUG-2005 01:53:10	Bright	44.500	103	38Zet Sgr	2.6000	9700.0	89	17907	No
14	GOM_NL__2PRFIN20050803_015532_000000382039_00318_17907_5405.N1	03-AUG-2005 01:55:32	Bright	37.500	155	41Pi Sgr	2.9000	6600.0	75	17907	No
15	GOM_NL__2PRFIN20050803_021224_000000392039_00318_17907_5406.N1	03-AUG-2005 02:12:24	Bright	39.000	5	3Alp Lyr	0.033000	11000.	78	17907	No
16	GOM_NL__2PRFIN20050803_021614_000000332039_00318_17907_5407.N1	03-AUG-2005 02:16:14	Bright	32.500	69	33Gam Dra	2.2310	3800.0	65	17907	No
17	GOM_NL__2PRFIN20050803_022019_000000332039_00318_17907_5408.N1	03-AUG-2005 02:20:19	Bright	33.000	119	14Eta Dra	2.7270	4700.0	66	17907	No
18	GOM_NL__2PRFIN20050803_022426_000000332039_00318_17907_5409.N1	03-AUG-2005 02:24:26	Bright	33.000	60	7Bet UMi	2.0810	3950.0	66	17907	No
19	GOM_NL__2PRFIN20050803_025638_000000432039_00318_17907_5410.N1	03-AUG-2005 02:56:38	Dark	42.500	1	9Alp CMa	-1.4400	11000.	85	17907	No
20	GOM_NL__2PRFIN20050803_030643_000000432039_00318_17907_5411.N1	03-AUG-2005 03:06:43	Dark	42.500	2	Alp Car	-0.73600	7000.0	85	17907	No
21	GOM_NL__2PRFIN20050803_031721_000000372039_00319_17908_5402.N1	03-AUG-2005 03:17:21	Dark	36.500	135	Bet Hyi	2.8200	5800.0	73	17908	No
22	GOM_NL__2PRFIN20050803_032527_000000392039_00319_17908_5403.N1	03-AUG-2005 03:25:27	Straylight	39.000	45	Alp Pav	1.9400	26000.	78	17908	No
23	GOM_NL__2PRFIN20050803_033346_000000402039_00319_17908_5404.N1	03-AUG-2005 03:33:46	Bright	39.500	103	38Zet Sgr	2.6000	9700.0	79	17908	No
24	GOM_NL__2PRFIN20050803_033609_000000362039_00319_17908_5405.N1	03-AUG-2005 03:36:09	Bright	36.000	155	41Pi Sgr	2.9000	6600.0	72	17908	No
25	GOM_NL__2PRFIN20050803_034554_00000012039_00319_17908_5406.N1	03-AUG-2005 03:45:54	Straylight	1.0000	168	17Zet Aql	2.9860	11000.	2	17908	No
26	GOM_NL__2PRFIN20050803_035300_000000382039_00319_17908_5407.N1	03-AUG-2005 03:53:00	Bright	37.500	5	3Alp Lyr	0.033000	11000.	75	17908	No
27	GOM_NL__2PRFIN20050803_035650_000000372039_00319_17908_5408.N1	03-AUG-2005 03:56:50	Bright	37.000	69	33Gam Dra	2.2310	3800.0	74	17908	No
28	GOM_NL__2PRFIN20050803_040055_000000342039_00319_17908_5409.N1	03-AUG-2005 04:00:55	Bright	33.500	119	14Eta Dra	2.7270	4700.0	67	17908	No
29	GOM_NL__2PRFIN20050803_040502_000000342039_00319_17908_5410.N1	03-AUG-2005 04:05:02	Bright	34.000	60	7Bet UMi	2.0810	3950.0	68	17908	No
30	GOM_NL__2PRFIN20050803_043714_000000452039_00319_17908_5411.N1	03-AUG-2005 04:37:14	Dark	45.000	1	9Alp CMa	-1.4400	11000.	90	17908	No
31	GOM_NL__2PRFIN20050803_044110_000000382039_00319_17908_5412.N1	03-AUG-2005 04:41:10	Dark	38.000	177	1Zet CMa	3.0220	26000.	76	17908	No
32	GOM_NL__2PRFIN20050803_044719_000000432039_00319_17908_5413.N1	03-AUG-2005 04:47:19	Dark	42.500	2	Alp Car	-0.73600	7000.0	85	17908	No
33	GOM_NL__2PRFIN20050803_045757_000000382039_00320_17909_5402.N1	03-AUG-2005 04:57:57	Dark	37.500	135	Bet Hyi	2.8200	5800.0	75	17909	No
34	GOM_NL__2PRFIN20050803_050603_000000382039_00320_17909_5403.N1	03-AUG-2005 05:06:03	Straylight	38.000	45	Alp Pav	1.9400	26000.	76	17909	No
35	GOM_NL__2PRFIN20050803_051422_000000392039_00320_17909_5404.N1	03-AUG-2005 05:14:22	Bright	39.000	103	38Zet Sgr	2.6000	9700.0	78	17909	No
36	GOM_NL__2PRFIN20050803_051645_000000372039_00320_17909_5405.N1	03-AUG-2005 05:16:45	Bright	36.500	155	41Pi Sgr	2.9000	6600.0	73	17909	No
37	GOM_NL__2PRFIN20050803_052631_00000012039_00320_17909_5406.N1	03-AUG-2005 05:26:31	Straylight	1.0000	168	17Zet Aql	2.9860	11000.	2	17909	No
38	GOM_NL__2PRFIN20050803_053336_000000382039_00320_17909_5407.N1	03-AUG-2005 05:33:36	Bright	37.500	5	3Alp Lyr	0.033000	11000.	75	17909	No
39	GOM_NL__2PRFIN20050803_053726_000000372039_00320_17909_5408.N1	03-AUG-2005 05:37:26	Bright	36.500	69	33Gam Dra	2.2310	3800.0	73	17909	No
40	GOM_NL__2PRFIN20050803_054131_000000332039_00320_17909_5409.N1	03-AUG-2005 05:41:31	Bright	33.000	119	14Eta Dra	2.7270	4700.0	66	17909	No
41	GOM_NL__2PRFIN20050803_054539_000000352039_00320_17909_5410.N1	03-AUG-2005 05:45:39	Bright	35.000	60	7Bet UMi	2.0810	3950.0	70	17909	No
42	GOM_NL__2PRFIN20050803_061751_000000392039_00320_17909_5411.N1	03-AUG-2005 06:17:51	Dark	39.000	1	9Alp CMa	-1.4400	11000.	78	17909	No

43	GOM_NL__2PRFIN20050803_062146_000000402039_00320_17909_5412.N1	03-AUG-2005 06:21:46	Dark	39.500	177	1Zet CMa	3.0220	26000.	79	17909	No
44	GOM_NL__2PRFIN20050803_062755_000000432039_00320_17909_5413.N1	03-AUG-2005 06:27:55	Dark	43.000	2	Alp Car	-0.73600	7000.0	86	17909	No
45	GOM_NL__2PRFIN20050803_063834_000000362039_00321_17910_5402.N1	03-AUG-2005 06:38:34	Dark	35.500	135	Bet Hyi	2.8200	5800.0	71	17910	No
46	GOM_NL__2PRFIN20050803_064639_000000402039_00321_17910_5403.N1	03-AUG-2005 06:46:39	Straylight	40.000	45	Alp Pav	1.9400	26000.	80	17910	No
47	GOM_NL__2PRFIN20050803_065458_000000402039_00321_17910_5404.N1	03-AUG-2005 06:54:58	Bright	40.000	103	38Zet Sgr	2.6000	9700.0	80	17910	No
48	GOM_NL__2PRFIN20050803_065721_000000372039_00321_17910_5405.N1	03-AUG-2005 06:57:21	Bright	37.000	155	41Pi Sgr	2.9000	6600.0	74	17910	No
49	GOM_NL__2PRFIN20050803_070707_000000242039_00321_17910_5406.N1	03-AUG-2005 07:07:07	Tw_i_and_stray	24.000	168	17Zet Aql	2.9860	11000.	48	17910	No
50	GOM_NL__2PRFIN20050803_071412_000000402039_00321_17910_5407.N1	03-AUG-2005 07:14:12	Bright	39.500	5	3Alp Lyr	0.033000	11000.	79	17910	No
51	GOM_NL__2PRFIN20050803_071803_000000362039_00321_17910_5408.N1	03-AUG-2005 07:18:03	Bright	36.000	69	33Gam Dra	2.2310	3800.0	72	17910	No
52	GOM_NL__2PRFIN20050803_072208_000000342039_00321_17910_5409.N1	03-AUG-2005 07:22:08	Bright	34.000	119	14Eta Dra	2.7270	4700.0	68	17910	No
53	GOM_NL__2PRFIN20050803_072615_000000352039_00321_17910_5410.N1	03-AUG-2005 07:26:15	Bright	35.000	60	7Bet UMi	2.0810	3950.0	70	17910	No
54	GOM_NL__2PRFIN20050803_075827_000000372039_00321_17910_5411.N1	03-AUG-2005 07:58:27	Dark	37.000	1	9Alp CMa	-1.4400	11000.	74	17910	No
55	GOM_NL__2PRFIN20050803_080222_000000382039_00321_17910_5412.N1	03-AUG-2005 08:02:22	Dark	37.500	177	1Zet CMa	3.0220	26000.	75	17910	No
56	GOM_NL__2PRFIN20050803_080831_000000492039_00321_17910_5413.N1	03-AUG-2005 08:08:31	Dark	48.500	2	Alp Car	-0.73600	7000.0	97	17910	No
57	GOM_NL__2PRFIN20050803_081910_000000382039_00322_17911_5422.N1	03-AUG-2005 08:19:10	Dark	37.500	135	Bet Hyi	2.8200	5800.0	75	17911	No
58	GOM_NL__2PRFIN20050803_082715_000000392039_00322_17911_5423.N1	03-AUG-2005 08:27:15	Straylight	38.500	45	Alp Pav	1.9400	26000.	77	17911	No
59	GOM_NL__2PRFIN20050803_083534_000000422039_00322_17911_5424.N1	03-AUG-2005 08:35:34	Bright	42.000	103	38Zet Sgr	2.6000	9700.0	84	17911	No
60	GOM_NL__2PRFIN20050803_083757_000000362039_00322_17911_5425.N1	03-AUG-2005 08:37:57	Bright	35.500	155	41Pi Sgr	2.9000	6600.0	71	17911	No
61	GOM_NL__2PRFIN20050803_085448_000000372039_00322_17911_5426.N1	03-AUG-2005 08:54:48	Bright	36.500	5	3Alp Lyr	0.033000	11000.	73	17911	No
62	GOM_NL__2PRFIN20050803_085838_000000402039_00322_17911_5427.N1	03-AUG-2005 08:58:38	Bright	39.500	69	33Gam Dra	2.2310	3800.0	79	17911	No
63	GOM_NL__2PRFIN20050803_090244_000000372039_00322_17911_5428.N1	03-AUG-2005 09:02:44	Bright	37.000	119	14Eta Dra	2.7270	4700.0	74	17911	No
64	GOM_NL__2PRFIN20050803_090651_000000362039_00322_17911_5429.N1	03-AUG-2005 09:06:51	Bright	36.000	60	7Bet UMi	2.0810	3950.0	72	17911	No
65	GOM_NL__2PRFIN20050803_093903_000000362039_00322_17911_5430.N1	03-AUG-2005 09:39:03	Dark	35.500	1	9Alp CMa	-1.4400	11000.	71	17911	No
66	GOM_NL__2PRFIN20050803_094258_000000372039_00322_17911_5431.N1	03-AUG-2005 09:42:58	Dark	37.000	177	1Zet CMa	3.0220	26000.	74	17911	No
67	GOM_NL__2PRFIN20050803_094907_000000482039_00322_17911_5432.N1	03-AUG-2005 09:49:07	Dark	47.500	2	Alp Car	-0.73600	7000.0	95	17911	No
68	GOM_NL__2PRFIN20050803_095946_000000382039_00323_17912_5422.N1	03-AUG-2005 09:59:46	Dark	37.500	135	Bet Hyi	2.8200	5800.0	75	17912	No
69	GOM_NL__2PRFIN20050803_100751_000000452039_00323_17912_5423.N1	03-AUG-2005 10:07:51	Straylight	45.000	45	Alp Pav	1.9400	26000.	90	17912	No
70	GOM_NL__2PRFIN20050803_101610_000000402039_00323_17912_5424.N1	03-AUG-2005 10:16:10	Bright	40.000	103	38Zet Sgr	2.6000	9700.0	80	17912	No
71	GOM_NL__2PRFIN20050803_101833_000000362039_00323_17912_5425.N1	03-AUG-2005 10:18:33	Bright	36.000	155	41Pi Sgr	2.9000	6600.0	72	17912	No
72	GOM_NL__2PRFIN20050803_102819_000000342039_00323_17912_5426.N1	03-AUG-2005 10:28:19	Bright	34.000	168	17Zet Aql	2.9860	11000.	68	17912	No
73	GOM_NL__2PRFIN20050803_103524_000000392039_00323_17912_5427.N1	03-AUG-2005 10:35:24	Bright	38.500	5	3Alp Lyr	0.033000	11000.	77	17912	No
74	GOM_NL__2PRFIN20050803_103915_000000362039_00323_17912_5428.N1	03-AUG-2005 10:39:15	Bright	35.500	69	33Gam Dra	2.2310	3800.0	71	17912	No
75	GOM_NL__2PRFIN20050803_104320_000000362039_00323_17912_5429.N1	03-AUG-2005 10:43:20	Bright	35.500	119	14Eta Dra	2.7270	4700.0	71	17912	No
76	GOM_NL__2PRFIN20050803_104727_000000352039_00323_17912_5430.N1	03-AUG-2005 10:47:27	Bright	34.500	60	7Bet UMi	2.0810	3950.0	69	17912	No
77	GOM_NL__2PRFIN20050803_111939_000000382039_00323_17912_5431.N1	03-AUG-2005 11:19:39	Dark	37.500	1	9Alp CMa	-1.4400	11000.	75	17912	No
78	GOM_NL__2PRFIN20050803_112334_000000382039_00323_17912_5432.N1	03-AUG-2005 11:23:34	Dark	37.500	177	1Zet CMa	3.0220	26000.	75	17912	No
79	GOM_NL__2PRFIN20050803_112943_000000462039_00323_17912_5433.N1	03-AUG-2005 11:29:43	Dark	45.500	2	Alp Car	-0.73600	7000.0	91	17912	No
80	GOM_NL__2PRFIN20050803_114022_000000382039_00324_17913_5422.N1	03-AUG-2005 11:40:22	Dark	38.000	135	Bet Hyi	2.8200	5800.0	76	17913	No
81	GOM_NL__2PRFIN20050803_114827_000000412039_00324_17913_5423.N1	03-AUG-2005 11:48:27	Straylight	40.500	45	Alp Pav	1.9400	26000.	81	17913	No
82	GOM_NL__2PRFIN20050803_115647_000000392039_00324_17913_5424.N1	03-AUG-2005 11:56:47	Bright	39.000	103	38Zet Sgr	2.6000	9700.0	78	17913	No
83	GOM_NL__2PRFIN20050803_115909_000000362039_00324_17913_5425.N1	03-AUG-2005 11:59:09	Bright	35.500	155	41Pi Sgr	2.9000	6600.0	71	17913	No
84	GOM_NL__2PRFIN20050803_120854_000000352039_00324_17913_5426.N1	03-AUG-2005 12:08:54	Bright	35.000	168	17Zet Aql	2.9860	11000.	70	17913	No
85	GOM_NL__2PRFIN20050803_121600_000000342039_00324_17913_5427.N1	03-AUG-2005 12:16:00	Bright	34.000	5	3Alp Lyr	0.033000	11000.	68	17913	No
86	GOM_NL__2PRFIN20050803_121951_000000382039_00324_17913_5428.N1	03-AUG-2005 12:19:51	Bright	37.500	69	33Gam Dra	2.2310	3800.0	75	17913	No
87	GOM_NL__2PRFIN20050803_122356_000000382039_00324_17913_5429.N1	03-AUG-2005 12:23:56	Bright	37.500	119	14Eta Dra	2.7270	4700.0	75	17913	No
88	GOM_NL__2PRFIN20050803_122803_000000332039_00324_17913_5430.N1	03-AUG-2005 12:28:03	Bright	33.000	60	7Bet UMi	2.0810	3950.0	66	17913	No
89	GOM_NL__2PRFIN20050803_130015_000000462039_00324_17913_5431.N1	03-AUG-2005 13:00:15	Dark	46.000	1	9Alp CMa	-1.4400	11000.	92	17913	No
90	GOM_NL__2PRFIN20050803_130410_000000362039_00324_17913_5432.N1	03-AUG-2005 13:04:10	Dark	35.500	177	1Zet CMa	3.0220	26000.	71	17913	No
91	GOM_NL__2PRFIN20050803_131019_000000502039_00324_17913_5433.N1	03-AUG-2005 13:10:19	Dark	50.000	2	Alp Car	-0.73600	7000.0	100	17913	No
92	GOM_NL__2PRFIN20050803_132058_000000362039_00325_17914_5422.N1	03-AUG-2005 13:20:58	Dark	36.000	135	Bet Hyi	2.8200	5800.0	72	17914	No
93	GOM_NL__2PRFIN20050803_132904_000000392039_00325_17914_5423.N1	03-AUG-2005 13:29:04	Straylight	39.000	45	Alp Pav	1.9400	26000.	78	17914	No
94	GOM_NL__2PRFIN20050803_133723_000000442039_00325_17914_5424.N1	03-AUG-2005 13:37:23	Bright	43.500	103	38Zet Sgr	2.6000	9700.0	87	17914	No
95	GOM_NL__2PRFIN20050803_133945_000000362039_00325_17914_5425.N1	03-AUG-2005 13:39:45	Bright	36.000	155	41Pi Sgr	2.9000	6600.0	72	17914	No
96	GOM_NL__2PRFIN20050803_134931_000000342039_00325_17914_5426.N1	03-AUG-2005 13:49:31	Bright	34.000	168	17Zet Aql	2.9860	11000.	68	17914	No
97	GOM_NL__2PRFIN20050803_135636_000000352039_00325_17914_5427.N1	03-AUG-2005 13:56:36	Bright	34.500	5	3Alp Lyr	0.033000	11000.	69	17914	No
98	GOM_NL__2PRFIN20050803_140027_000000382039_00325_17914_5428.N1	03-AUG-2005 14:00:27	Bright	38.000	69	33Gam Dra	2.2310	3800.0	76	17914	No
99	GOM_NL__2PRFIN20050803_140433_000000372039_00325_17914_5429.N1	03-AUG-2005 14:04:33	Bright	36.500	119	14Eta Dra	2.7270	4700.0	73	17914	No
100	GOM_NL__2PRFIN20050803_140839_000000372039_00325_17914_5430.N1	03-AUG-2005 14:08:39	Bright	36.500	60	7Bet UMi	2.0810	3950.0	73	17914	No
101	GOM_NL__2PRFIN20050803_144051_000000412039_00325_17914_5431.N1	03-AUG-2005 14:40:51	Dark	41.000	1	9Alp CMa	-1.4400	11000.	82	17914	No

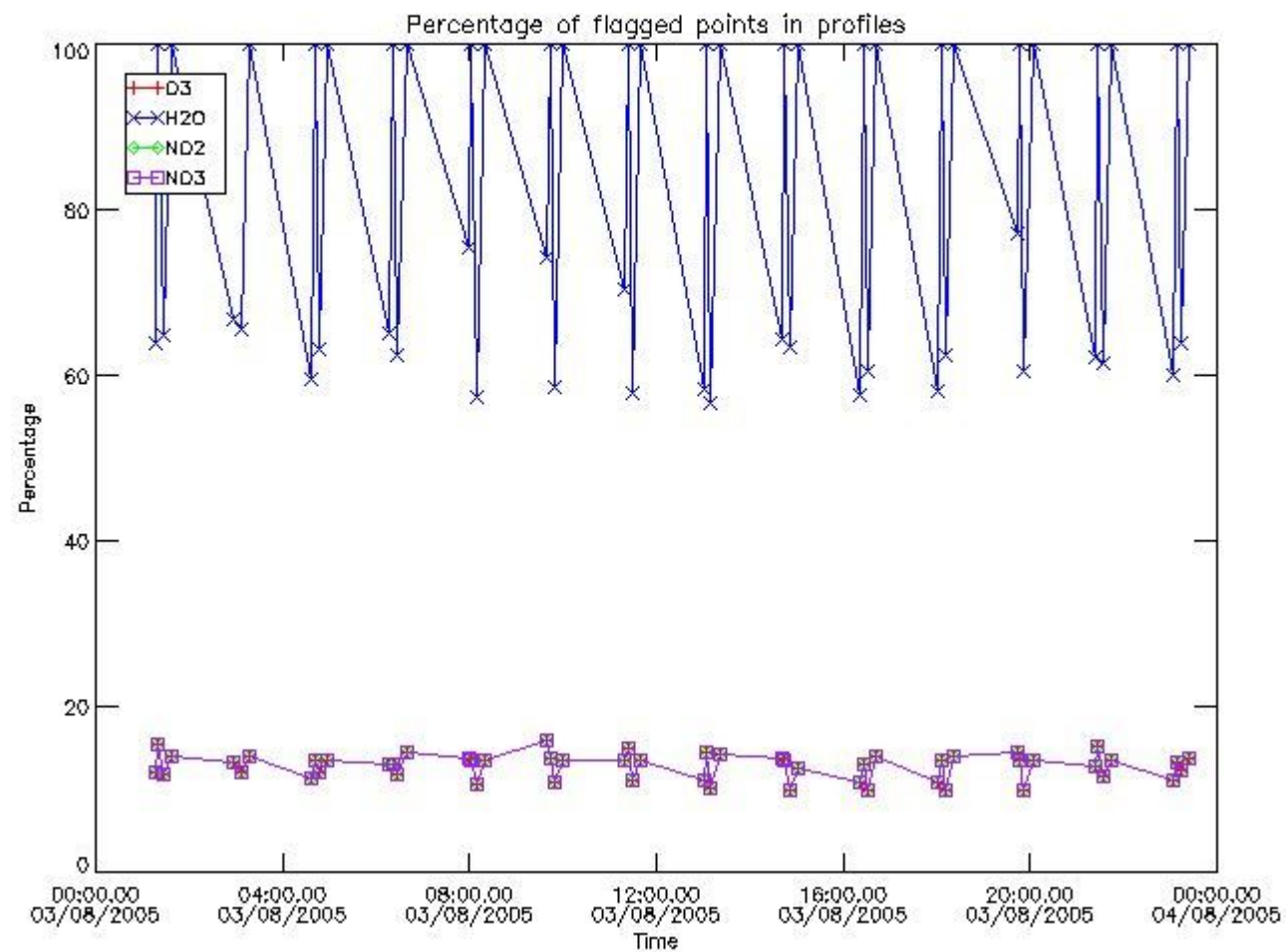
102	GOM_NL__2PRFIN20050803_144446_000000382039_00325_17914_5432.N1	03-AUG-2005 14:44:46	Dark	38.000	177	1Zet CMa	3.0220	26000.	76	17914	No
103	GOM_NL__2PRFIN20050803_145055_000000512039_00325_17914_5433.N1	03-AUG-2005 14:50:55	Dark	51.000	2	Alp Car	-0.73600	7000.0	102	17914	No
104	GOM_NL__2PRFIN20050803_150134_000000412039_00326_17915_5422.N1	03-AUG-2005 15:01:34	Dark	41.000	135	Bet Hyi	2.8200	5800.0	82	17915	No
105	GOM_NL__2PRFIN20050803_150940_000000402039_00326_17915_5423.N1	03-AUG-2005 15:09:40	Straylight	39.500	45	Alp Pav	1.9400	26000.	79	17915	No
106	GOM_NL__2PRFIN20050803_151759_000000392039_00326_17915_5424.N1	03-AUG-2005 15:17:59	Bright	38.500	103	38Zet Sgr	2.6000	9700.0	77	17915	No
107	GOM_NL__2PRFIN20050803_152021_000000372039_00326_17915_5425.N1	03-AUG-2005 15:20:21	Bright	36.500	155	41Pi Sgr	2.9000	6600.0	73	17915	No
108	GOM_NL__2PRFIN20050803_153006_000000362039_00326_17915_5426.N1	03-AUG-2005 15:30:06	Bright	35.500	168	17Zet Aql	2.9860	11000.	71	17915	No
109	GOM_NL__2PRFIN20050803_153712_000000392039_00326_17915_5427.N1	03-AUG-2005 15:37:12	Bright	38.500	5	3Alp Lyr	0.033000	11000.	77	17915	No
110	GOM_NL__2PRFIN20050803_154103_000000382039_00326_17915_5428.N1	03-AUG-2005 15:41:03	Bright	37.500	69	33Gam Dra	2.2310	3800.0	75	17915	No
111	GOM_NL__2PRFIN20050803_154509_000000372039_00326_17915_5429.N1	03-AUG-2005 15:45:09	Bright	36.500	119	14Eta Dra	2.7270	4700.0	73	17915	No
112	GOM_NL__2PRFIN20050803_154916_000000362039_00326_17915_5430.N1	03-AUG-2005 15:49:16	Bright	35.500	60	7Bet UMi	2.0810	3950.0	71	17915	No
113	GOM_NL__2PRFIN20050803_162127_000000472039_00326_17915_5431.N1	03-AUG-2005 16:21:27	Dark	46.500	1	9Alp CMa	-1.4400	11000.	93	17915	No
114	GOM_NL__2PRFIN20050803_162522_000000392039_00326_17915_5432.N1	03-AUG-2005 16:25:22	Dark	39.000	177	1Zet CMa	3.0220	26000.	78	17915	No
115	GOM_NL__2PRFIN20050803_163131_000000512039_00326_17915_5433.N1	03-AUG-2005 16:31:31	Dark	51.000	2	Alp Car	-0.73600	7000.0	102	17915	No
116	GOM_NL__2PRFIN20050803_164210_000000372039_00327_17916_5422.N1	03-AUG-2005 16:42:10	Dark	36.500	135	Bet Hyi	2.8200	5800.0	73	17916	No
117	GOM_NL__2PRFIN20050803_165016_000000372039_00327_17916_5423.N1	03-AUG-2005 16:50:16	Straylight	37.000	45	Alp Pav	1.9400	26000.	74	17916	No
118	GOM_NL__2PRFIN20050803_165835_000000422039_00327_17916_5424.N1	03-AUG-2005 16:58:35	Bright	41.500	103	38Zet Sgr	2.6000	9700.0	83	17916	No
119	GOM_NL__2PRFIN20050803_170057_000000372039_00327_17916_5425.N1	03-AUG-2005 17:00:57	Bright	36.500	155	41Pi Sgr	2.9000	6600.0	73	17916	No
120	GOM_NL__2PRFIN20050803_171043_000000362039_00327_17916_5426.N1	03-AUG-2005 17:10:43	Bright	36.000	168	17Zet Aql	2.9860	11000.	72	17916	No
121	GOM_NL__2PRFIN20050803_171748_000000342039_00327_17916_5427.N1	03-AUG-2005 17:17:48	Bright	34.000	5	3Alp Lyr	0.033000	11000.	68	17916	No
122	GOM_NL__2PRFIN20050803_172139_000000382039_00327_17916_5428.N1	03-AUG-2005 17:21:39	Bright	38.000	69	33Gam Dra	2.2310	3800.0	76	17916	No
123	GOM_NL__2PRFIN20050803_172545_000000532039_00327_17916_5429.N1	03-AUG-2005 17:25:45	Bright	53.000	119	14Eta Dra	2.7270	4700.0	106	17916	No
124	GOM_NL__2PRFIN20050803_172952_000000352039_00327_17916_5430.N1	03-AUG-2005 17:29:52	Bright	34.500	60	7Bet UMi	2.0810	3950.0	69	17916	No
125	GOM_NL__2PRFIN20050803_180203_000000472039_00327_17916_5431.N1	03-AUG-2005 18:02:03	Dark	47.000	1	9Alp CMa	-1.4400	11000.	94	17916	No
126	GOM_NL__2PRFIN20050803_180559_000000382039_00327_17916_5432.N1	03-AUG-2005 18:05:59	Dark	38.000	177	1Zet CMa	3.0220	26000.	76	17916	No
127	GOM_NL__2PRFIN20050803_181207_000000512039_00327_17916_5433.N1	03-AUG-2005 18:12:07	Dark	51.000	2	Alp Car	-0.73600	7000.0	102	17916	No
128	GOM_NL__2PRFIN20050803_182247_000000372039_00328_17917_5422.N1	03-AUG-2005 18:22:47	Dark	36.500	135	Bet Hyi	2.8200	5800.0	73	17917	No
129	GOM_NL__2PRFIN20050803_183052_000000442039_00328_17917_5423.N1	03-AUG-2005 18:30:52	Straylight	44.000	45	Alp Pav	1.9400	26000.	88	17917	No
130	GOM_NL__2PRFIN20050803_183911_000000522039_00328_17917_5424.N1	03-AUG-2005 18:39:11	Bright	52.000	103	38Zet Sgr	2.6000	9700.0	104	17917	No
131	GOM_NL__2PRFIN20050803_184134_000000372039_00328_17917_5425.N1	03-AUG-2005 18:41:34	Bright	37.000	155	41Pi Sgr	2.9000	6600.0	74	17917	No
132	GOM_NL__2PRFIN20050803_185119_000000362039_00328_17917_5426.N1	03-AUG-2005 18:51:19	Bright	35.500	168	17Zet Aql	2.9860	11000.	71	17917	No
133	GOM_NL__2PRFIN20050803_185824_000000392039_00328_17917_5427.N1	03-AUG-2005 18:58:24	Bright	39.000	5	3Alp Lyr	0.033000	11000.	78	17917	No
134	GOM_NL__2PRFIN20050803_190215_000000382039_00328_17917_5428.N1	03-AUG-2005 19:02:15	Bright	38.000	69	33Gam Dra	2.2310	3800.0	76	17917	No
135	GOM_NL__2PRFIN20050803_190622_000000372039_00328_17917_5429.N1	03-AUG-2005 19:06:22	Bright	37.000	119	14Eta Dra	2.7270	4700.0	74	17917	No
136	GOM_NL__2PRFIN20050803_191028_000000342039_00328_17917_5430.N1	03-AUG-2005 19:10:28	Bright	34.000	60	7Bet UMi	2.0810	3950.0	68	17917	No
137	GOM_NL__2PRFIN20050803_194239_000000362039_00328_17917_5431.N1	03-AUG-2005 19:42:39	Dark	35.500	1	9Alp CMa	-1.4400	11000.	71	17917	No
138	GOM_NL__2PRFIN20050803_194635_000000382039_00328_17917_5432.N1	03-AUG-2005 19:46:35	Dark	37.500	177	1Zet CMa	3.0220	26000.	75	17917	No
139	GOM_NL__2PRFIN20050803_195243_000000512039_00328_17917_5433.N1	03-AUG-2005 19:52:43	Dark	51.000	2	Alp Car	-0.73600	7000.0	102	17917	No
140	GOM_NL__2PRFIN20050803_200323_000000382039_00329_17918_5422.N1	03-AUG-2005 20:03:23	Dark	37.500	135	Bet Hyi	2.8200	5800.0	75	17918	No
141	GOM_NL__2PRFIN20050803_201128_000000412039_00329_17918_5423.N1	03-AUG-2005 20:11:28	Straylight	40.500	45	Alp Pav	1.9400	26000.	81	17918	No
142	GOM_NL__2PRFIN20050803_201947_000000422039_00329_17918_5424.N1	03-AUG-2005 20:19:47	Bright	41.500	103	38Zet Sgr	2.6000	9700.0	83	17918	No
143	GOM_NL__2PRFIN20050803_202210_000000372039_00329_17918_5425.N1	03-AUG-2005 20:22:10	Bright	37.000	155	41Pi Sgr	2.9000	6600.0	74	17918	No
144	GOM_NL__2PRFIN20050803_203155_000000362039_00329_17918_5426.N1	03-AUG-2005 20:31:55	Bright	35.500	168	17Zet Aql	2.9860	11000.	71	17918	No
145	GOM_NL__2PRFIN20050803_203900_000000372039_00329_17918_5427.N1	03-AUG-2005 20:39:00	Bright	36.500	5	3Alp Lyr	0.033000	11000.	73	17918	No
146	GOM_NL__2PRFIN20050803_204251_000000382039_00329_17918_5428.N1	03-AUG-2005 20:42:51	Bright	38.000	69	33Gam Dra	2.2310	3800.0	76	17918	No
147	GOM_NL__2PRFIN20050803_204658_000000372039_00329_17918_5429.N1	03-AUG-2005 20:46:58	Bright	37.000	119	14Eta Dra	2.7270	4700.0	74	17918	No
148	GOM_NL__2PRFIN20050803_205104_000000362039_00329_17918_5430.N1	03-AUG-2005 20:51:04	Bright	35.500	60	7Bet UMi	2.0810	3950.0	71	17918	No
149	GOM_NL__2PRFIN20050803_212315_000000402039_00329_17918_5431.N1	03-AUG-2005 21:23:15	Dark	40.000	1	9Alp CMa	-1.4400	11000.	80	17918	No
150	GOM_NL__2PRFIN20050803_212711_000000372039_00329_17918_5432.N1	03-AUG-2005 21:27:11	Dark	37.000	177	1Zet CMa	3.0220	26000.	74	17918	No
151	GOM_NL__2PRFIN20050803_213319_000000452039_00329_17918_5433.N1	03-AUG-2005 21:33:19	Dark	44.500	2	Alp Car	-0.73600	7000.0	89	17918	No
152	GOM_NL__2PRFIN20050803_214359_000000382039_00330_17919_5422.N1	03-AUG-2005 21:43:59	Dark	38.000	135	Bet Hyi	2.8200	5800.0	76	17919	No
153	GOM_NL__2PRFIN20050803_215204_000000392039_00330_17919_5423.N1	03-AUG-2005 21:52:04	Straylight	39.000	45	Alp Pav	1.9400	26000.	78	17919	No
154	GOM_NL__2PRFIN20050803_220023_000000422039_00330_17919_5424.N1	03-AUG-2005 22:00:23	Bright	42.000	103	38Zet Sgr	2.6000	9700.0	84	17919	No
155	GOM_NL__2PRFIN20050803_220246_000000372039_00330_17919_5425.N1	03-AUG-2005 22:02:46	Bright	37.000	155	41Pi Sgr	2.9000	6600.0	74	17919	No
156	GOM_NL__2PRFIN20050803_221231_000000362039_00330_17919_5426.N1	03-AUG-2005 22:12:31	Bright	35.500	168	17Zet Aql	2.9860	11000.	71	17919	No
157	GOM_NL__2PRFIN20050803_221936_000000372039_00330_17919_5427.N1	03-AUG-2005 22:19:36	Bright	37.000	5	3Alp Lyr	0.033000	11000.	74	17919	No
158	GOM_NL__2PRFIN20050803_222327_000000372039_00330_17919_5428.N1	03-AUG-2005 22:23:27	Bright	37.000	69	33Gam Dra	2.2310	3800.0	74	17919	No
159	GOM_NL__2PRFIN20050803_222734_000000362039_00330_17919_5429.N1	03-AUG-2005 22:27:34	Bright	36.000	119	14Eta Dra	2.7270	4700.0	72	17919	No
160	GOM_NL__2PRFIN20050803_223141_000000342039_00330_17919_5430.N1	03-AUG-2005 22:31:41	Bright	33.500	60	7Bet UMi	2.0810	3950.0	67	17919	No

161	GOM_NL__2PRFIN20050803_230351_000000452039_00330_17919_5431.N1	03-AUG-2005 23:03:51	Dark	45.000	1	9Alp CMa	-1.4400	11000.	90	17919	No
162	GOM_NL__2PRFIN20050803_230747_000000392039_00330_17919_5432.N1	03-AUG-2005 23:07:47	Dark	38.500	177	1Zet CMa	3.0220	26000.	77	17919	No
163	GOM_NL__2PRFIN20050803_231355_000000462039_00330_17919_5433.N1	03-AUG-2005 23:13:55	Dark	46.000	2	Alp Car	-0.73600	7000.0	92	17919	No
164	GOM_NL__2PRFIN20050803_232435_000000372039_00331_17920_5422.N1	03-AUG-2005 23:24:35	Dark	37.000	135	Bet Hyi	2.8200	5800.0	74	17920	No
165	GOM_NL__2PRFIN20050803_233240_000000382039_00331_17920_5423.N1	03-AUG-2005 23:32:40	Straylight	38.000	45	Alp Pav	1.9400	26000.	76	17920	No
166	GOM_NL__2PRFIN20050803_234059_000000482039_00331_17920_5424.N1	03-AUG-2005 23:40:59	Bright	47.500	103	38Zet Sgr	2.6000	9700.0	95	17920	No
167	GOM_NL__2PRFIN20050803_234322_000000372039_00331_17920_5425.N1	03-AUG-2005 23:43:22	Bright	37.000	155	41Pi Sgr	2.9000	6600.0	74	17920	No
168	GOM_NL__2PRFIN20050803_235306_000000362039_00331_17920_5426.N1	03-AUG-2005 23:53:06	Bright	36.000	168	17Zet Aql	2.9860	11000.	72	17920	No

3. Quality information per product

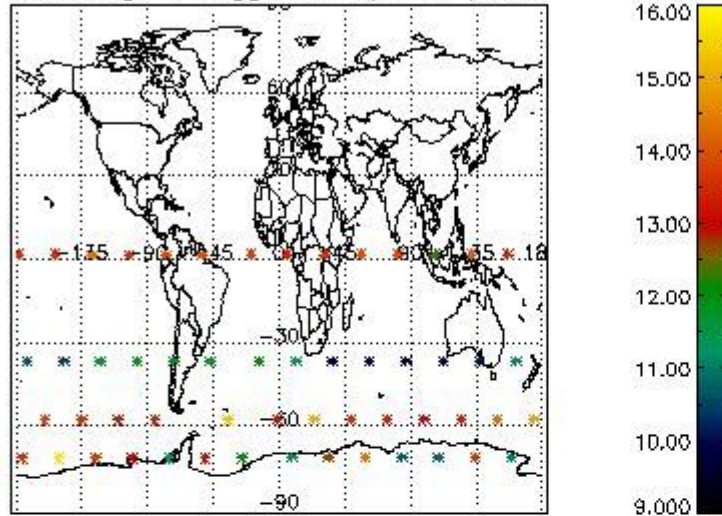
In this section it is plotted some information contained in the Quality Summary data set of the level 2 products. Only products in dark limb conditions and without errors (error flag in the MPH set to "0") are used.

3.1 Plot quality information per product (time dependant)

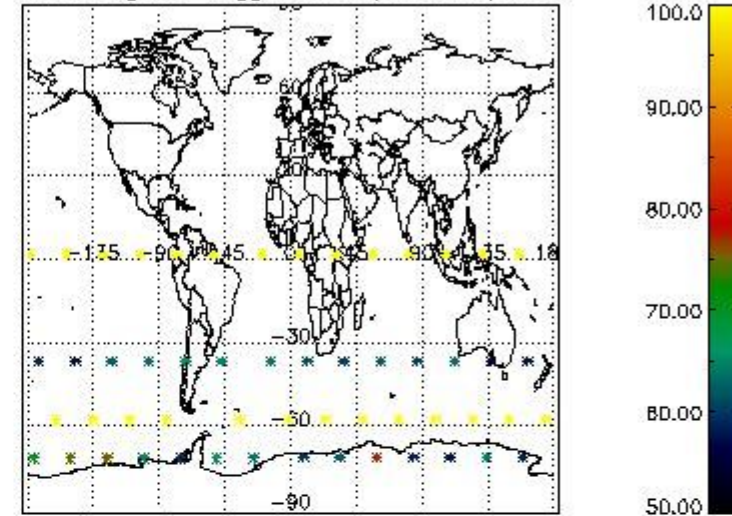


3.2 Plot quality information per product (world map)

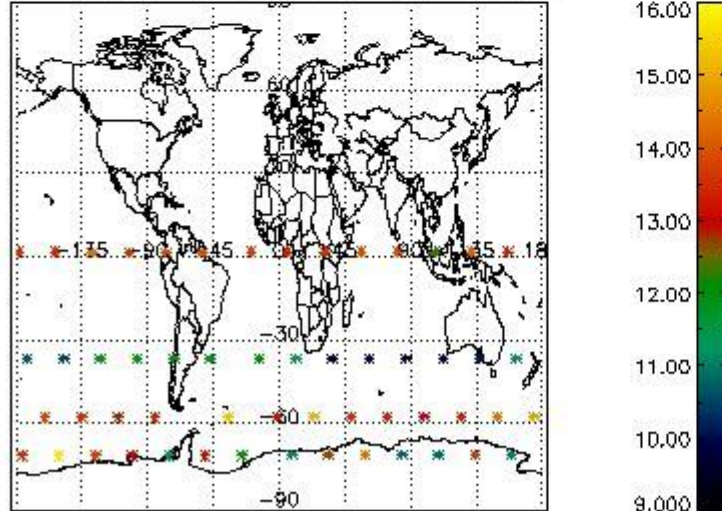
Percentage of flagged data per O3 profile



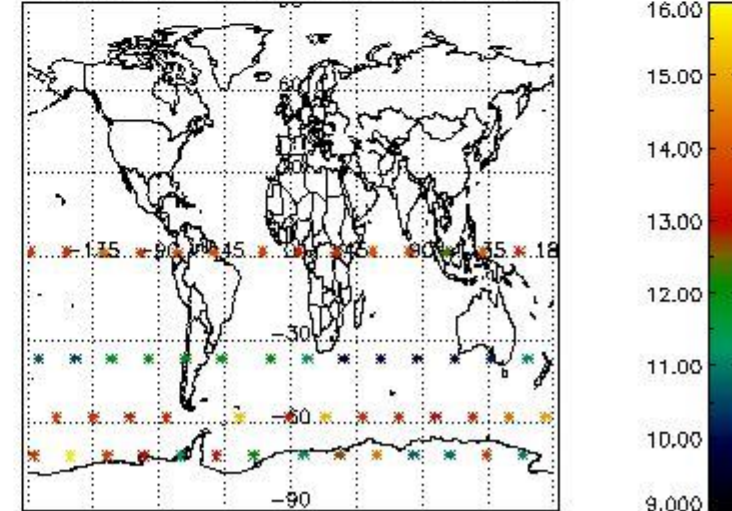
Percentage of flagged data per H2O profile



Percentage of flagged data per NO2 profile



Percentage of flagged data per NO3 profile

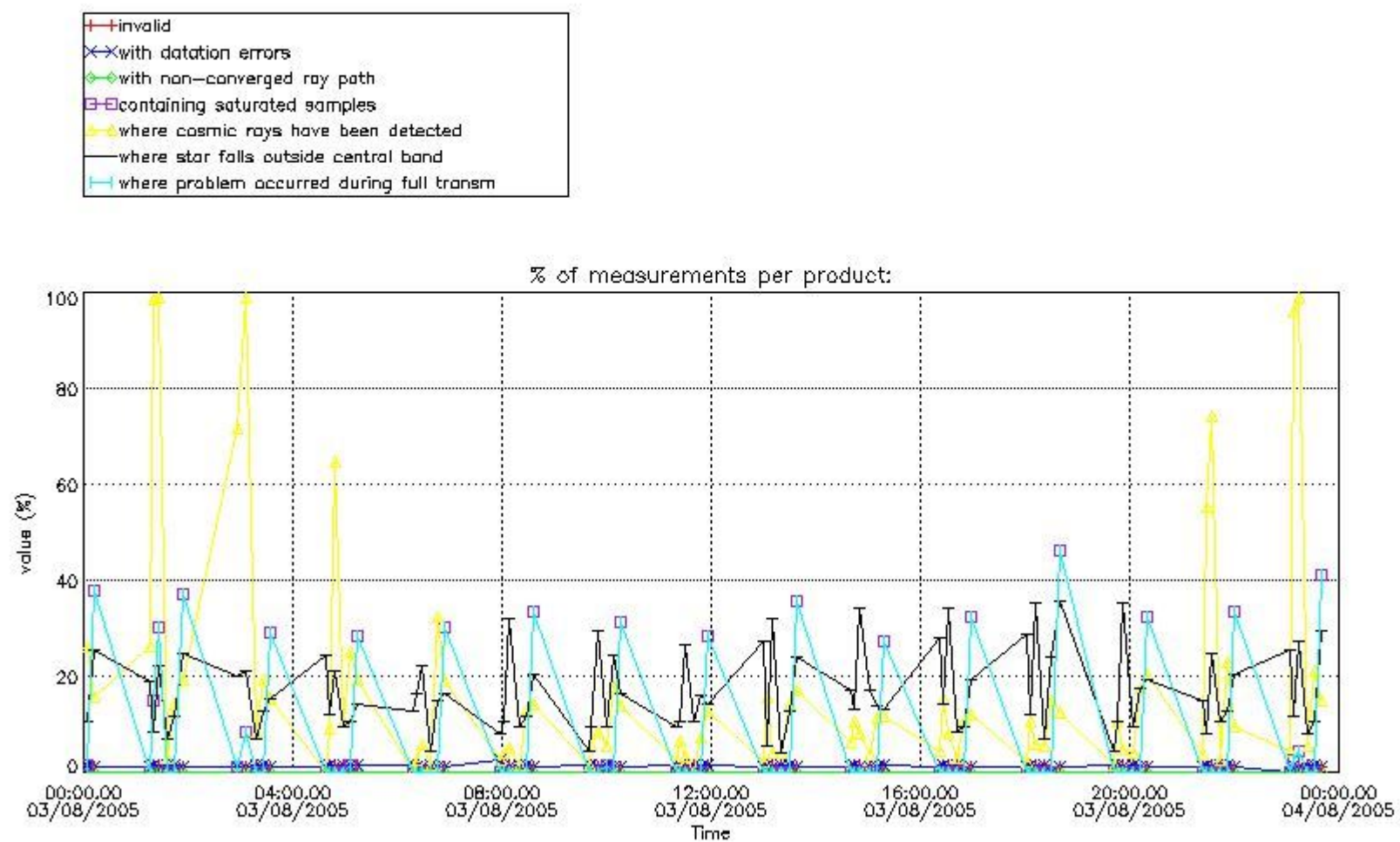


4. Level 1 quality information per product

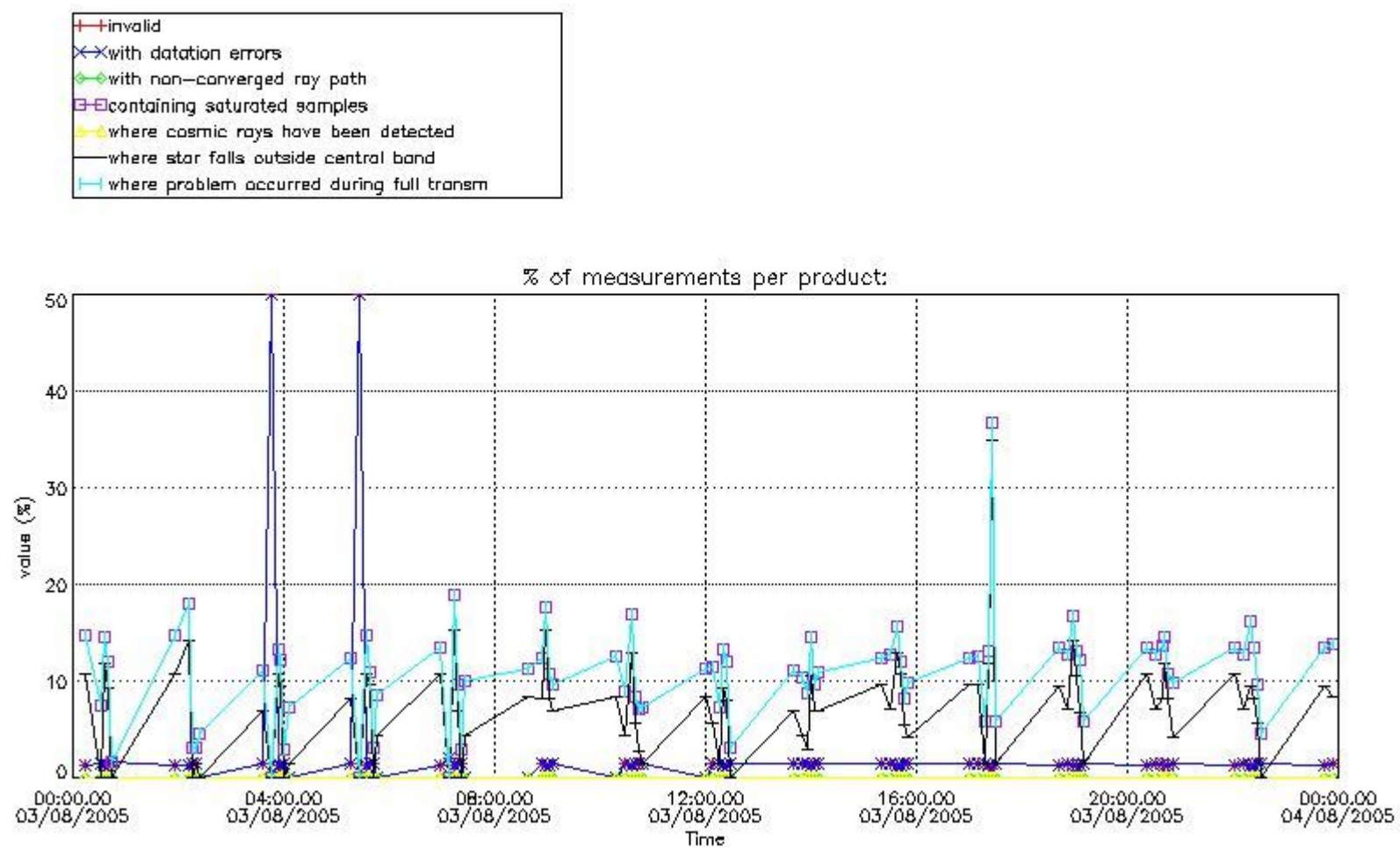
In this section it is plotted some information contained in the Quality Summary data set of the level 2 products that comes from the level 1b processing. Products without errors (error flag in the MPH set to "0") are used.

4.1 Plot quality information per product (time dependant) coming from level 1b processing

4.1.1 Plot level 1 quality information per product (time dependant): ENVISAT ASCENDING passes

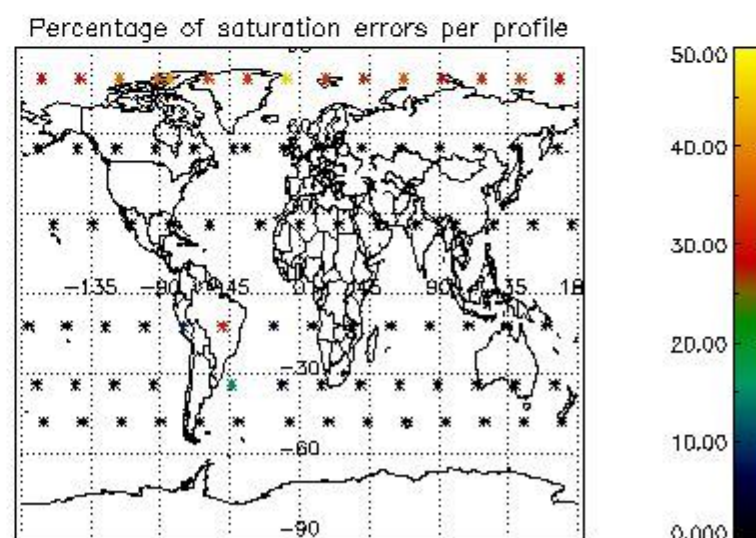
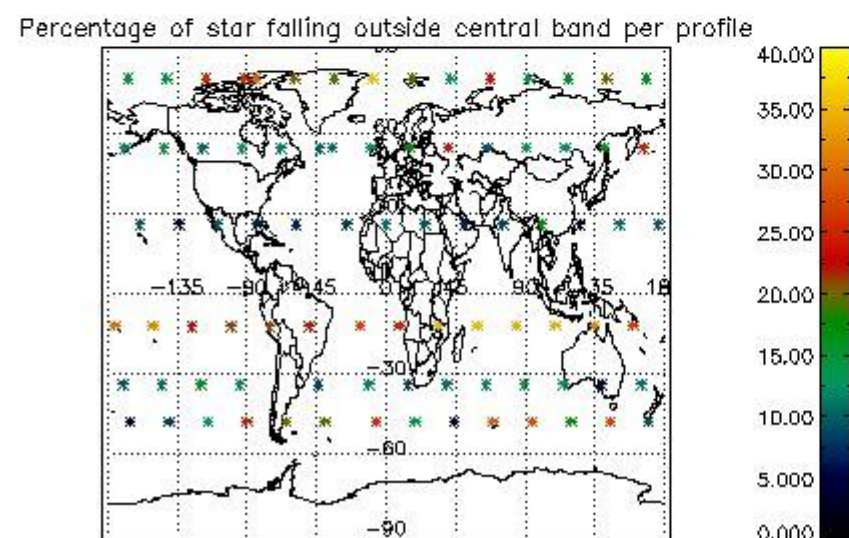
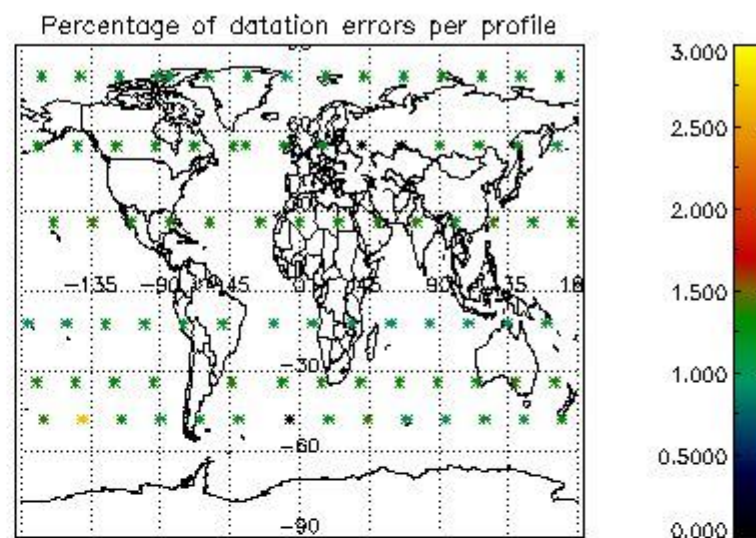
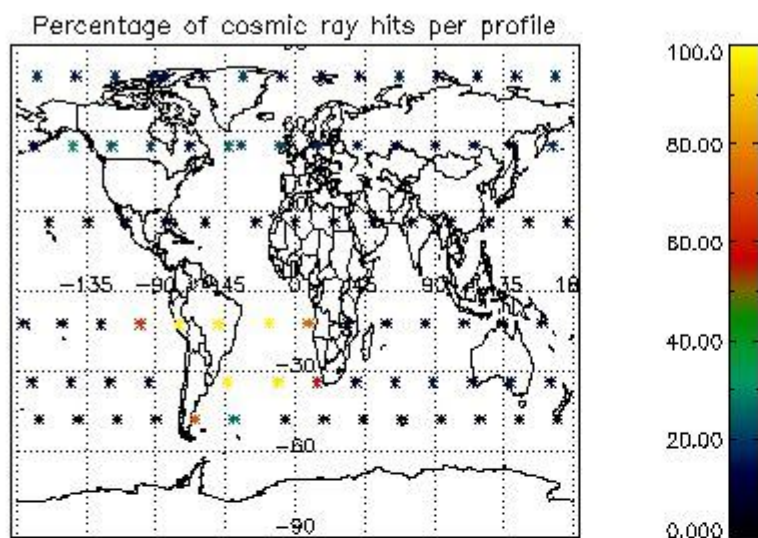


4.1.2 Plot level 1 quality information per product (time dependant): ENVI SAT DESCENDING passes

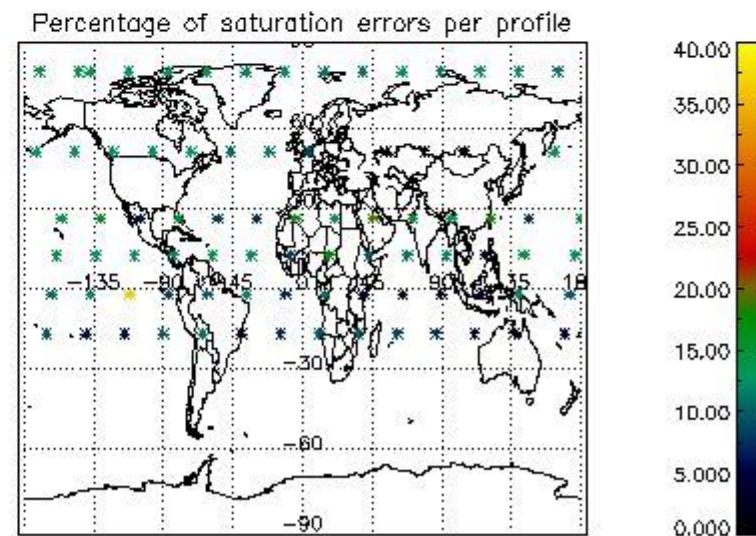
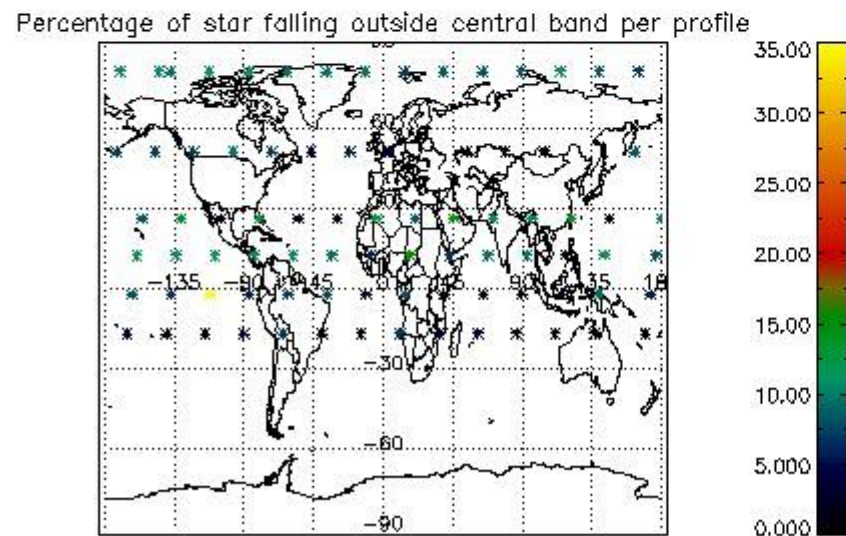
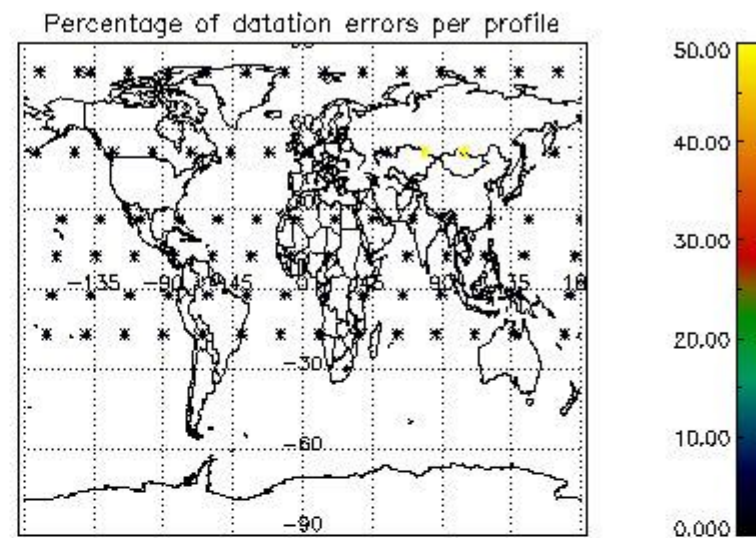
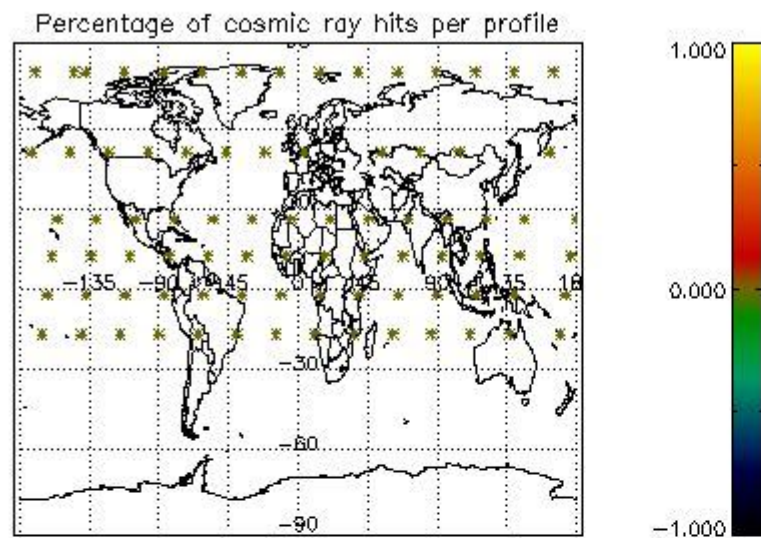


4.2 Plot quality information per product coming from level 1b processing (world map)

4.2.1 Plot level 1 quality information per product (world map): ENVISAT ASCENDING passes



4.2.2 Plot level 1 quality information per product (world map): ENVISAT DESCENDING passes



5. Trace gas profiles

5.1 Ozone statistics based on quality of products

The final quality of the products can be "measured" using the STD (Standard Deviation) attached to every point profile. This information is written to the parameter GOM_NL__2P/NL_LOCAL_SPECIES_DENSITY/o3_std of the level 2 products. The table below shows the statistics for given STD ranges.

The statistics are given with respect to the overall valid production:

- Products without fatal errors: GOM_NL__2P/MPH/PRODUCT_ERR=0
- Valid point profile: GOM_NL__2P/NL_LOCAL_SPECIES_DENSITY/pcd(0)=0

The 'Criteria' is applied to valid points of dark limb products:

- Products in dark limb illumination condition: GOM_NL__2P/NL_SUMMARY_QUALITY/obs_ill_cond=0
- Products without fatal errors: GOM_NL__2P/MPH/PRODUCT_ERR=0
- Valid point profile: GOM_NL__2P/NL_LOCAL_SPECIES_DENSITY/pcd(0)=0

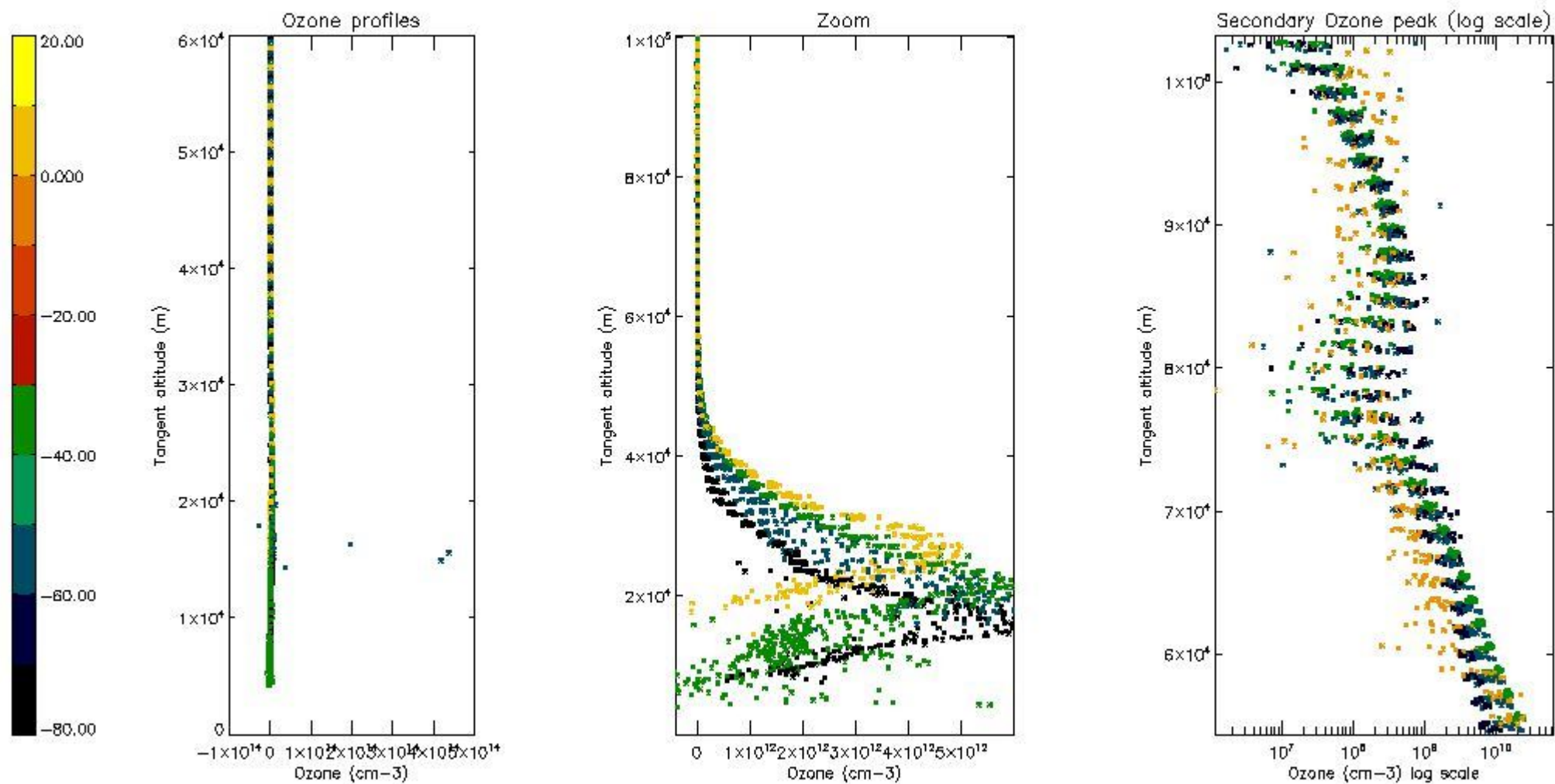
So, the table below shows the percentage of dark limb and valid observations for each criteria with respect to the overall valid daily observations.

Criteria	% of total production
All STD	37
STD < 20	24

STD < 10	20
STD < 5	15

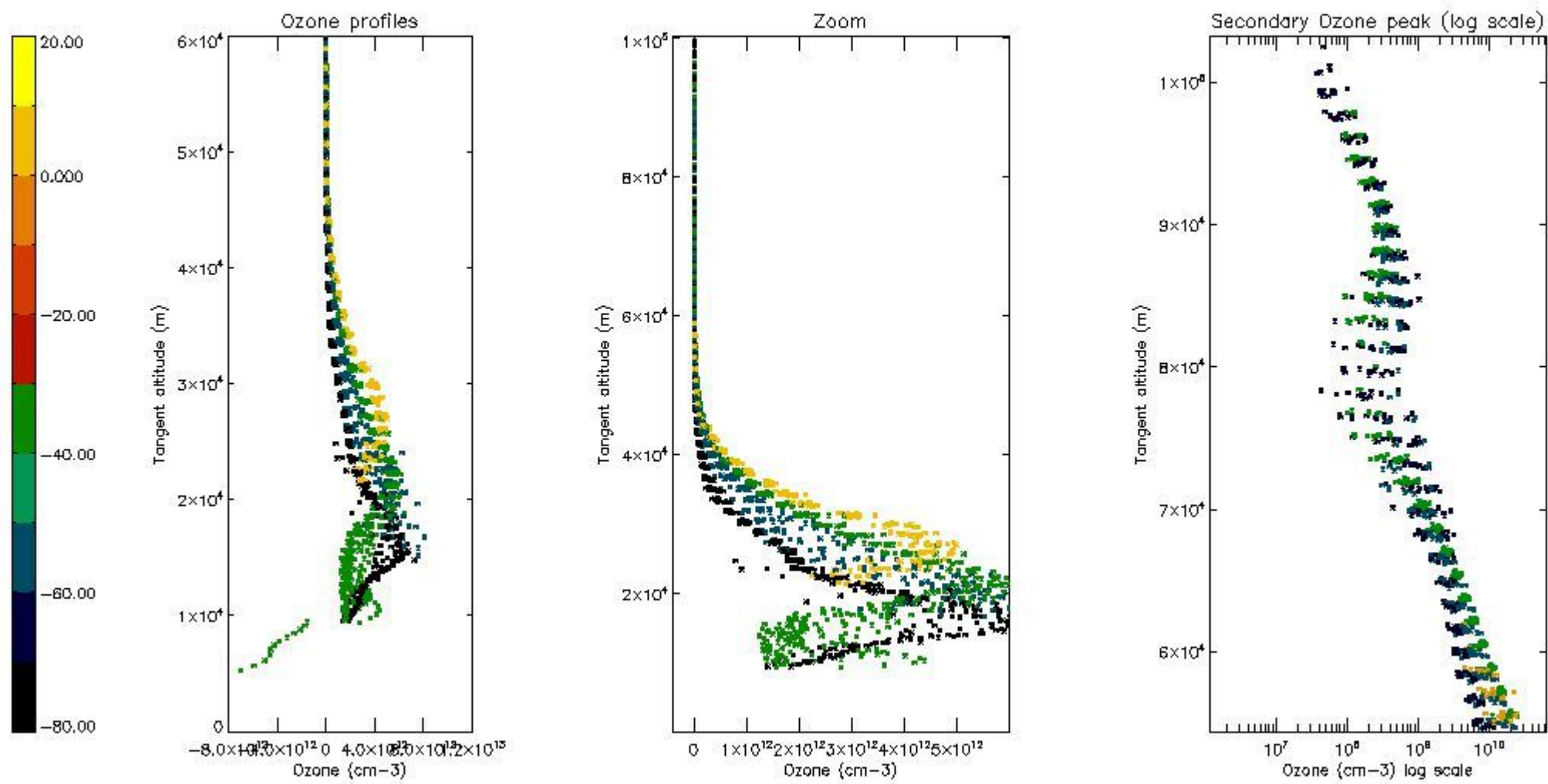
5.2 Plot ozone profiles for all STD (dark without errors)

The colorbar represents the latitude.



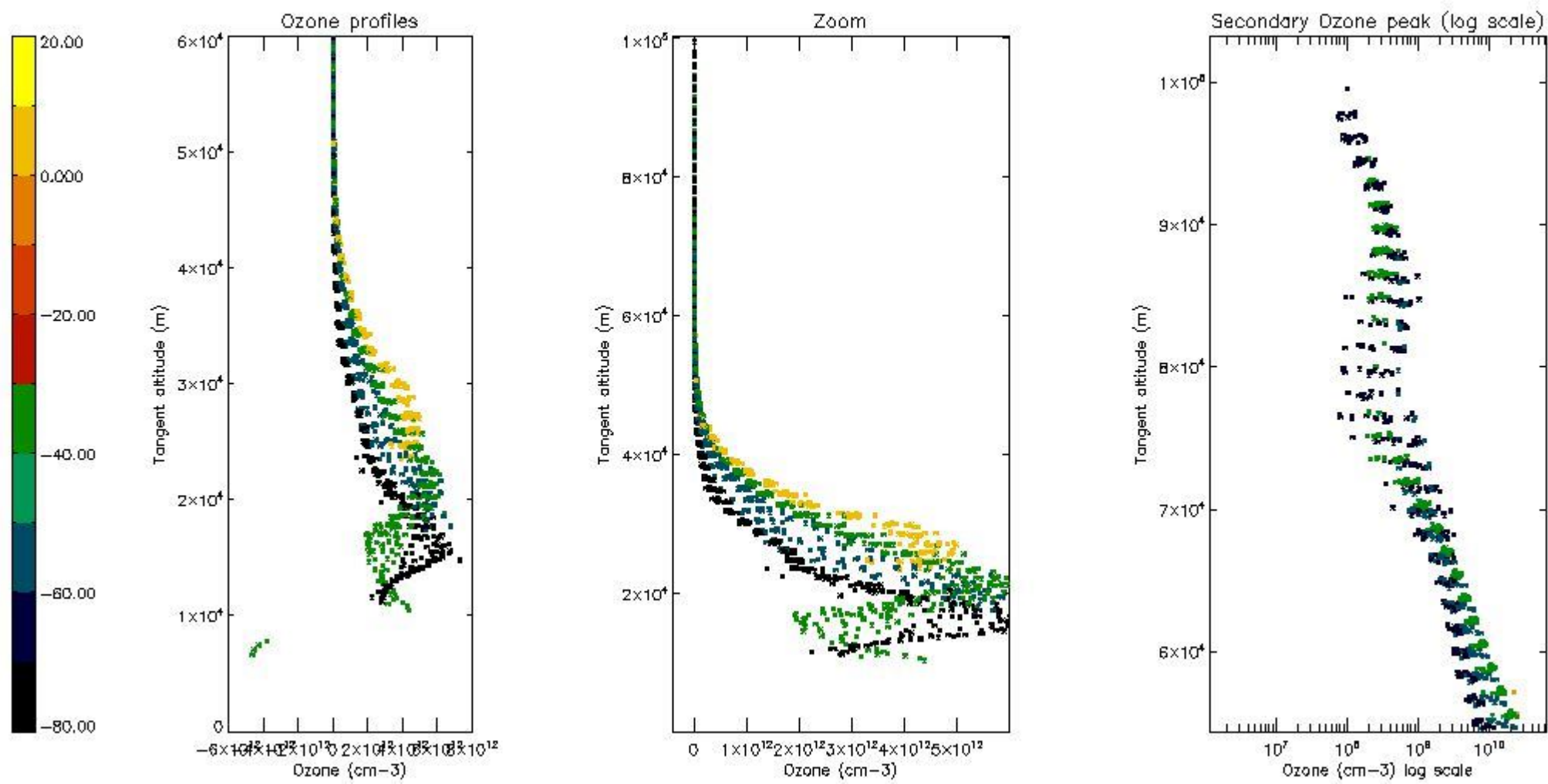
5.3 Plot ozone profiles where STD < 20% (dark without errors)

The colorbar represents the latitude.



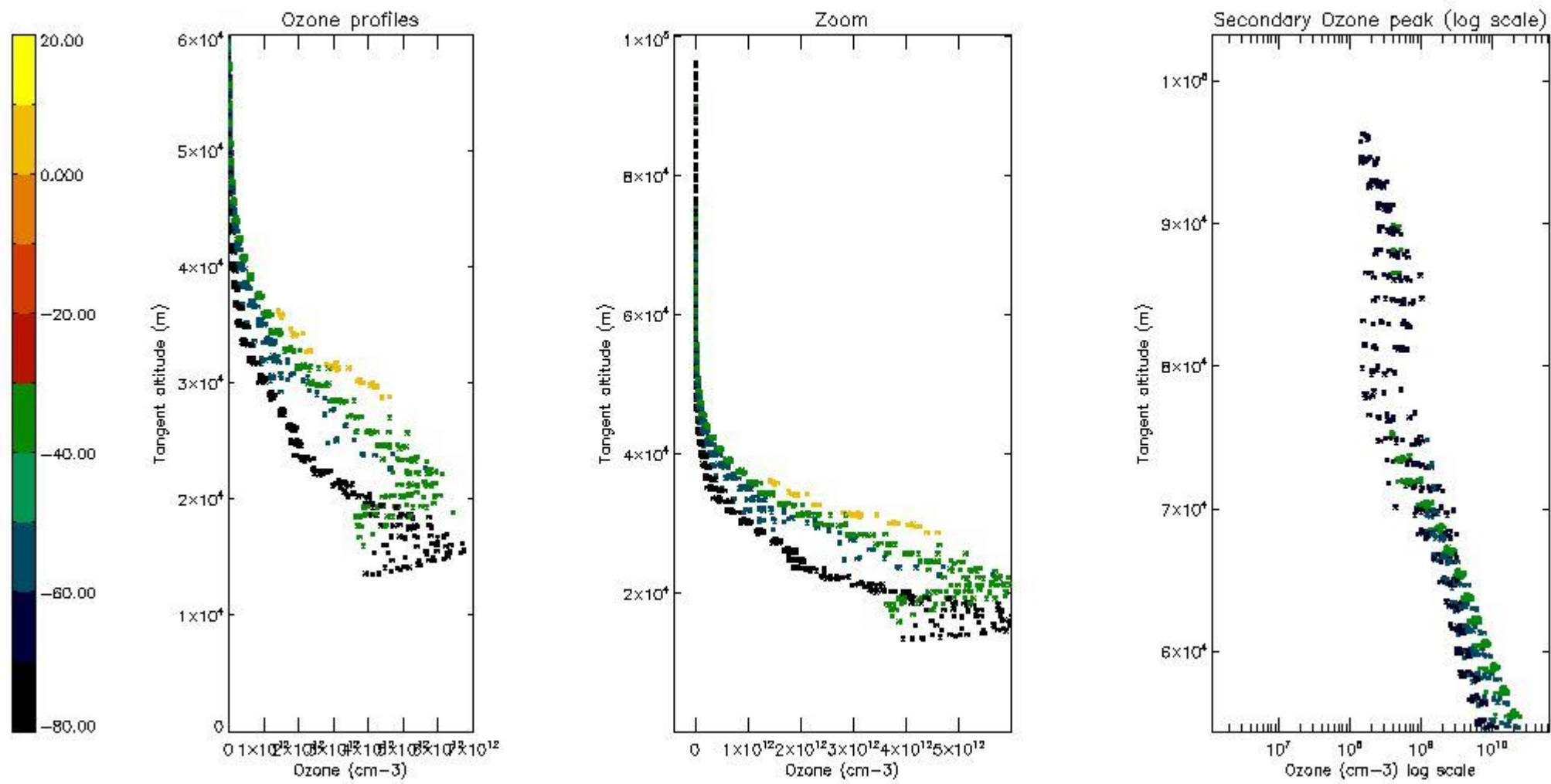
5.4 Plot ozone profiles where STD < 10% (dark without errors)

The colorbar represents the latitude.



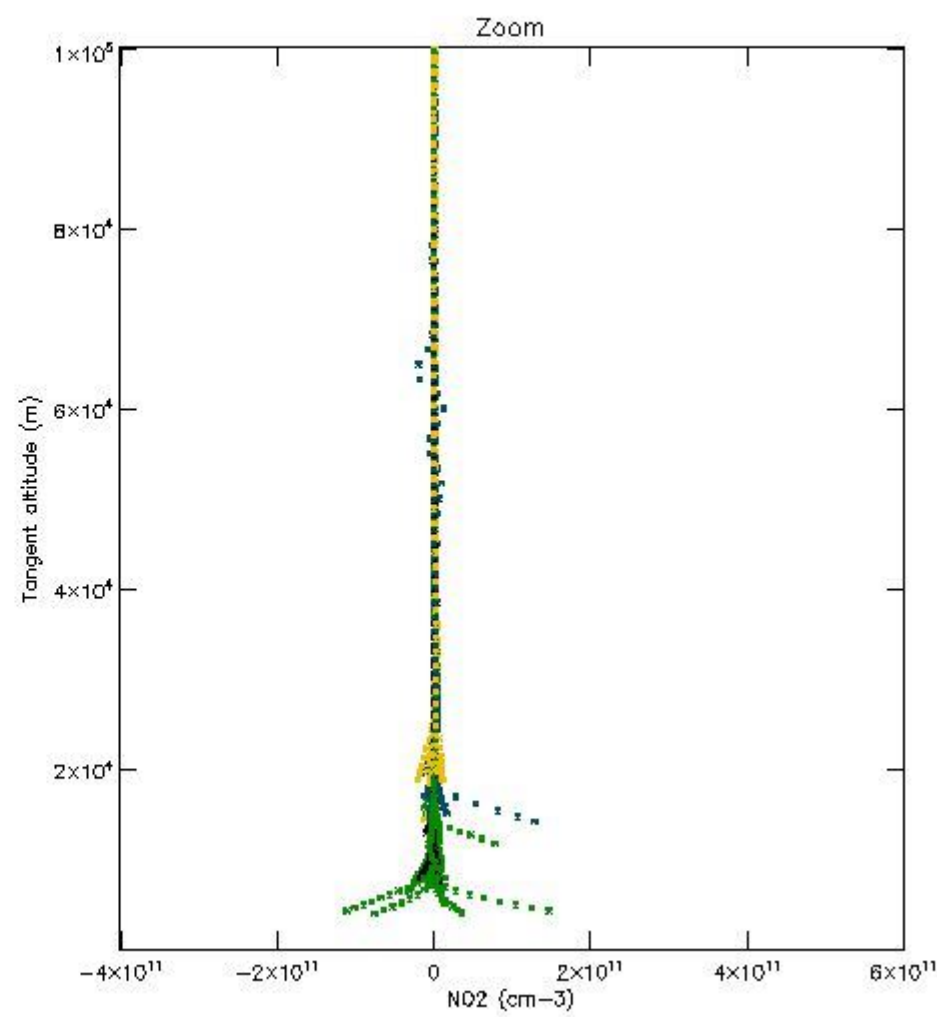
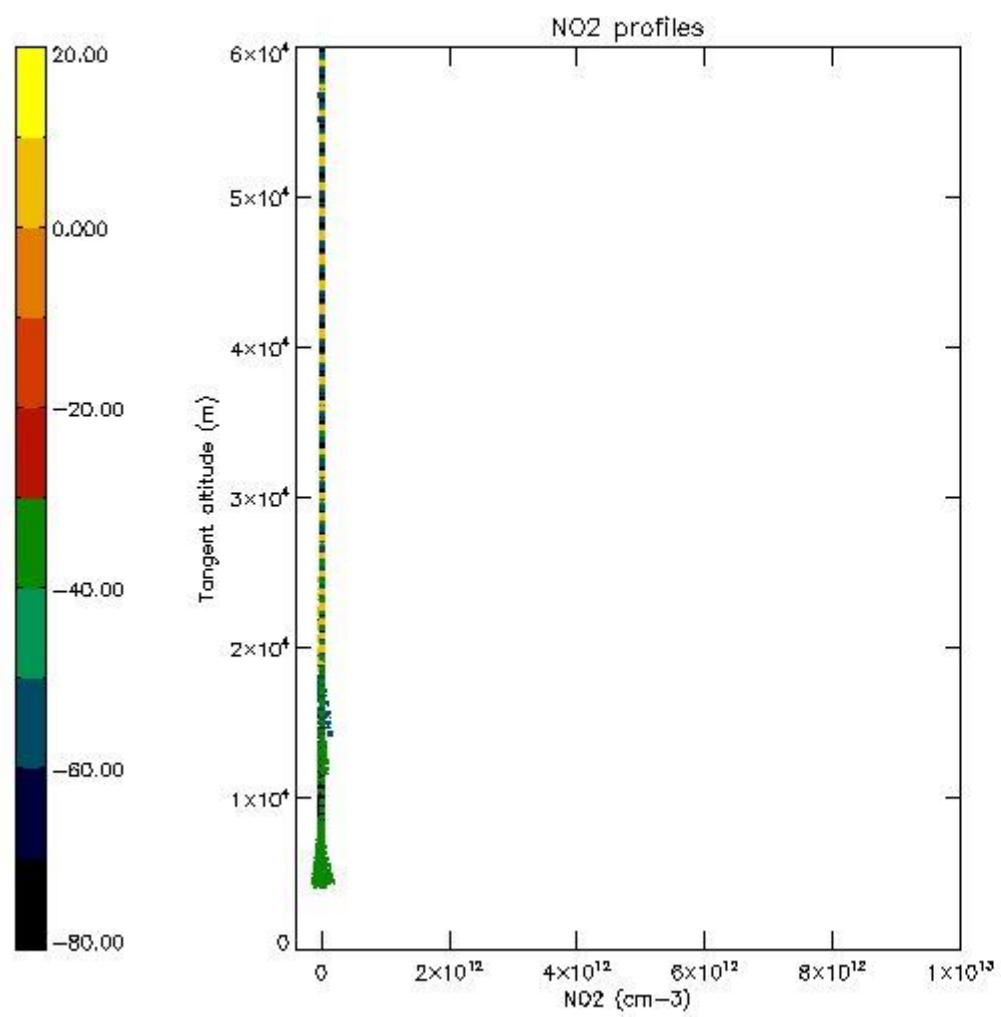
5.5 Plot ozone profiles where STD < 5% (dark without errors)

The colorbar represents the latitude.



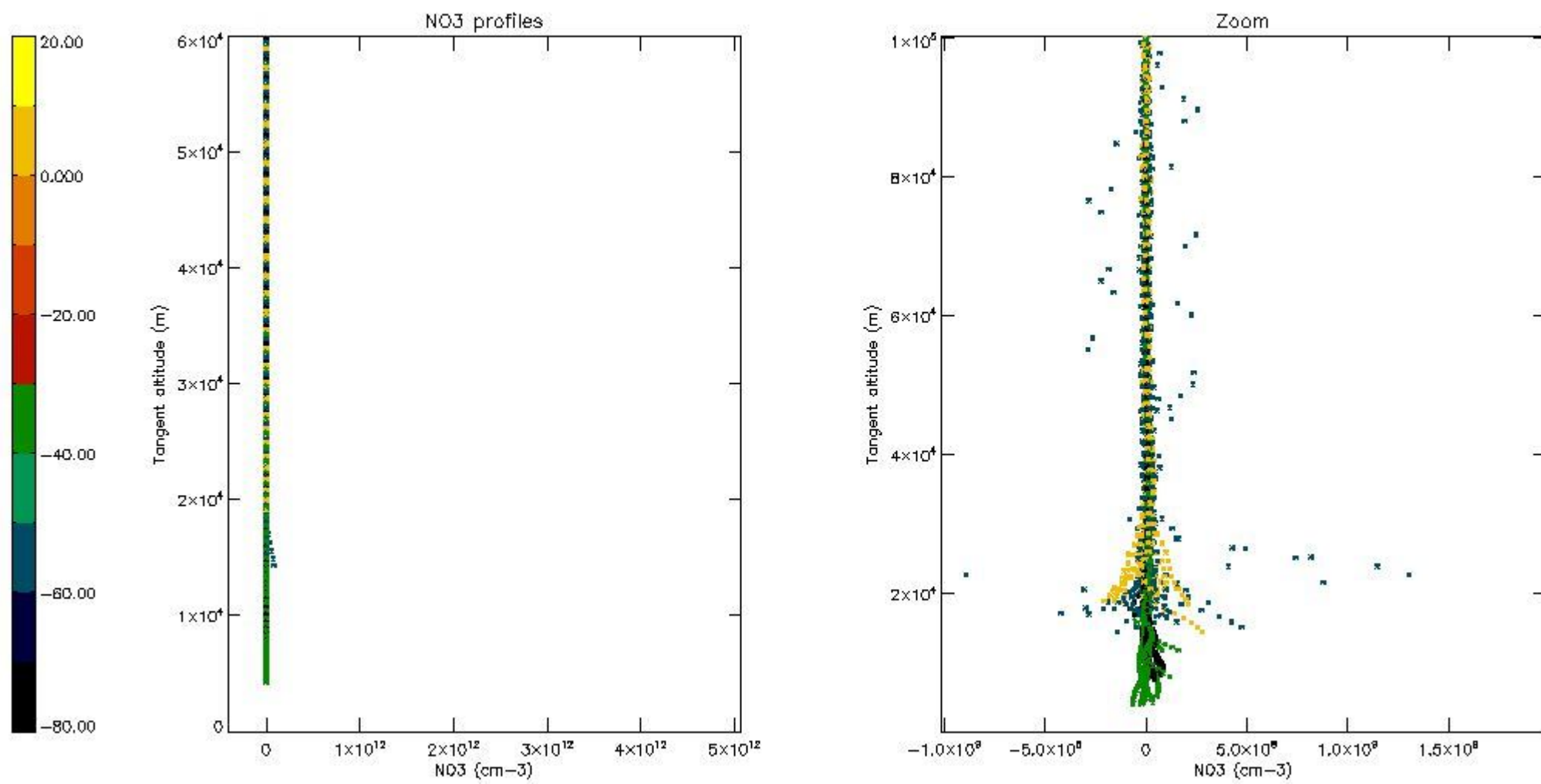
5.6 Plot NO₂ profiles for all STD (dark without errors)

The colorbar represents the latitude.



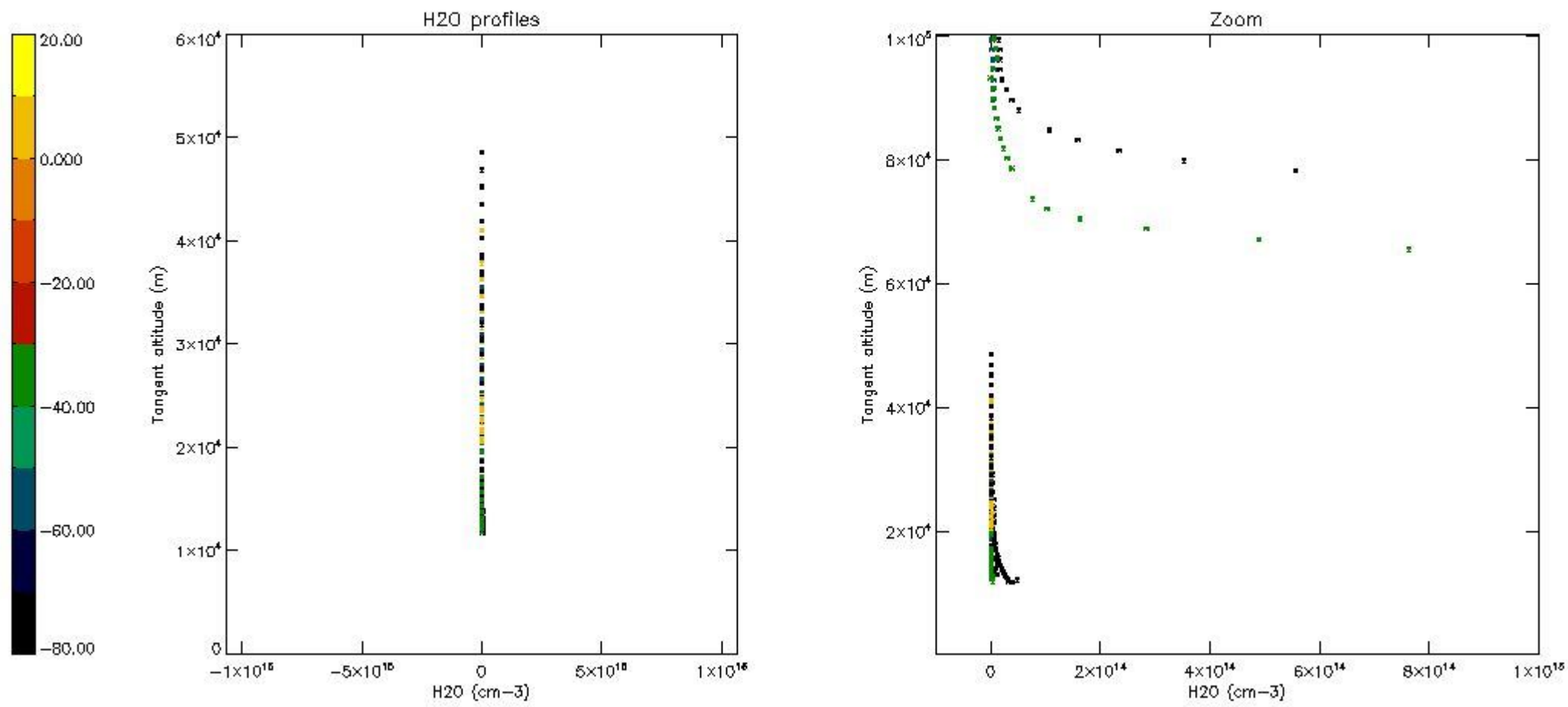
5.7 Plot NO3 profiles for all STD (dark without errors)

The colorbar represents the latitude.



5.8 Plot H2O profiles for all STD (only for occultations of stars 1,2,3,4,13,14,16,26,63 dark without errors)

The colorbar represents the latitude.



6. Auxiliary Data Files used for the production reported in section 2

The number reported in the third column indicates since which file (see list in section 2) the corresponding auxiliary file has been used. The fourth column is the date of those product files.

Type	Auxiliary Filename	Used since product	Used since product date
INST_PHYS_CHARACTERISTICS	GOM_INS_AXVIEC20091111_143220_20030716_120000_20500101_000000	1	03-AUG-2005 00:04:14
LEVEL-2_PROC_CONFIG	GOM_PR2_AXVIEC20091111_152718_20020301_000000_20500101_000000	1	03-AUG-2005 00:04:14
CROSS_SECTIONS_FILE	GOM_CRS_AXVIEC20091111_154832_20020301_000000_20500101_000000	1	03-AUG-2005 00:04:14

GOMOS Level 2 Daily Report

SUMMARY

[1. General Info](#)

[2. Summary of processed GOM_NL_2P products](#)

[3. Level 2 Quality information per product](#)

[3.1 Plot of level 2 quality information per product \(time dependant\)](#)

[3.2 Plot of level 2 quality information per product \(world map\)](#)

[4. Level 1 Quality information per product \(stored on level 2 products\)](#)

[4.1 Plot of level 1 quality information per product \(time dependant\)](#)

[4.1.1 Plot of level 1 quality information per product \(time dependant\): ASCENDING](#)

[4.1.2 Plot of level 1 quality information per product \(time dependant\): DESCENDING](#)

[4.2 Plot of level 1 quality information per product \(world map\)](#)

[4.2.1 Plot of level 1 quality information per product \(world map\): ASCENDING](#)

[4.2.2 Plot of level 1 quality information per product \(world map\): DESCENDING](#)

[5. Ozone profiles based on quality statistics and other trace gas profiles](#)

[5.1 Ozone statistics based on quality of products](#)

[5.2 Plot ozone profiles for all STD \(dark without errors\)](#)

[5.3 Plot ozone profiles where STD < 20% \(dark without errors\)](#)

[5.4. Plot ozone profiles where STD < 10% \(dark without errors\)](#)

[5.5. Plot ozone profiles where STD < 5% \(dark without errors\)](#)

[5.6 Plot NO2 profiles for all STD \(dark without errors\)](#)

[5.7 Plot NO3 profiles for all STD \(dark without errors\)](#)

[5.8 Plot H2O profiles \(only for occultations of stars 1,2,3,4,13,14,16,26,63 dark without errors\) for all STD](#)

[6. Auxiliary Data Files used for the production reported in section 2](#)

This report presents the daily analysis on parameters extracted from GOMOS level 2 data (GOM_NL__2P). It is intended to monitor some important parameters that will impact the quality of these products. A list of level 2 products (and content) that have arrived during the reporting day to the PCF is also given.

Item	Value
Time of report generation	18APR2013 10:18:36
Data source version	GOMOS/6.01
Start time of products	03-08-2005 (03AUG2005 00:00:00)
Stop time of products	04-08-2005 (04AUG2005 00:00:00)
Store outputs in DB	Yes
Nb of level 2 prods	168
Nb of prods with errors	0

2. Summary of processed GOM_NL__2P products.

Nr	Filename	UTC Start time	Limb	Duration	Star Id	Star Name	Star Mag	Star Temp	Nb Meas	Orbit	Prod. error
1	GOM_NL__2PRFIN20050803_000414_000000382039_00317_17906_5403.N1	03-AUG-2005 00:04:14	Straylight	38.000	45	Alp Pav	1.9400	26000.	76	17906	No
2	GOM_NL__2PRFIN20050803_001234_000000452039_00317_17906_5404.N1	03-AUG-2005 00:12:34	Bright	45.000	103	38Zet Sgr	2.6000	9700.0	90	17906	No
3	GOM_NL__2PRFIN20050803_001457_000000382039_00317_17906_5405.N1	03-AUG-2005 00:14:57	Bright	37.500	155	41Pi Sgr	2.9000	6600.0	75	17906	No
4	GOM_NL__2PRFIN20050803_003148_000000342039_00317_17906_5406.N1	03-AUG-2005 00:31:48	Bright	33.500	5	3Alp Lyr	0.033000	11000.	67	17906	No
5	GOM_NL__2PRFIN20050803_003538_000000382039_00317_17906_5407.N1	03-AUG-2005 00:35:38	Bright	38.000	69	33Gam Dra	2.2310	3800.0	76	17906	No
6	GOM_NL__2PRFIN20050803_003943_000000382039_00317_17906_5408.N1	03-AUG-2005 00:39:43	Bright	37.500	119	14Eta Dra	2.7270	4700.0	75	17906	No
7	GOM_NL__2PRFIN20050803_004350_000000322039_00317_17906_5409.N1	03-AUG-2005 00:43:50	Bright	32.000	60	7Bet UMi	2.0810	3950.0	64	17906	No
8	GOM_NL__2PRFIN20050803_011602_000000422039_00317_17906_5410.N1	03-AUG-2005 01:16:02	Dark	42.000	1	9Alp CMa	-1.4400	11000.	84	17906	No
9	GOM_NL__2PRFIN20050803_011957_000000372039_00317_17906_5411.N1	03-AUG-2005 01:19:57	Dark	36.500	177	1Zet CMa	3.0220	26000.	73	17906	No
10	GOM_NL__2PRFIN20050803_012607_000000432039_00317_17906_5412.N1	03-AUG-2005 01:26:07	Dark	43.000	2	Alp Car	-0.73600	7000.0	86	17906	No
11	GOM_NL__2PRFIN20050803_013645_000000372039_00318_17907_5402.N1	03-AUG-2005 01:36:45	Dark	36.500	135	Bet Hyi	2.8200	5800.0	73	17907	No
12	GOM_NL__2PRFIN20050803_014450_000000392039_00318_17907_5403.N1	03-AUG-2005 01:44:50	Straylight	38.500	45	Alp Pav	1.9400	26000.	77	17907	No
13	GOM_NL__2PRFIN20050803_015310_000000452039_00318_17907_5404.N1	03-AUG-2005 01:53:10	Bright	44.500	103	38Zet Sgr	2.6000	9700.0	89	17907	No
14	GOM_NL__2PRFIN20050803_015532_000000382039_00318_17907_5405.N1	03-AUG-2005 01:55:32	Bright	37.500	155	41Pi Sgr	2.9000	6600.0	75	17907	No
15	GOM_NL__2PRFIN20050803_021224_000000392039_00318_17907_5406.N1	03-AUG-2005 02:12:24	Bright	39.000	5	3Alp Lyr	0.033000	11000.	78	17907	No
16	GOM_NL__2PRFIN20050803_021614_000000332039_00318_17907_5407.N1	03-AUG-2005 02:16:14	Bright	32.500	69	33Gam Dra	2.2310	3800.0	65	17907	No
17	GOM_NL__2PRFIN20050803_022019_000000332039_00318_17907_5408.N1	03-AUG-2005 02:20:19	Bright	33.000	119	14Eta Dra	2.7270	4700.0	66	17907	No
18	GOM_NL__2PRFIN20050803_022426_000000332039_00318_17907_5409.N1	03-AUG-2005 02:24:26	Bright	33.000	60	7Bet UMi	2.0810	3950.0	66	17907	No
19	GOM_NL__2PRFIN20050803_025638_000000432039_00318_17907_5410.N1	03-AUG-2005 02:56:38	Dark	42.500	1	9Alp CMa	-1.4400	11000.	85	17907	No
20	GOM_NL__2PRFIN20050803_030643_000000432039_00318_17907_5411.N1	03-AUG-2005 03:06:43	Dark	42.500	2	Alp Car	-0.73600	7000.0	85	17907	No
21	GOM_NL__2PRFIN20050803_031721_000000372039_00319_17908_5402.N1	03-AUG-2005 03:17:21	Dark	36.500	135	Bet Hyi	2.8200	5800.0	73	17908	No
22	GOM_NL__2PRFIN20050803_032527_000000392039_00319_17908_5403.N1	03-AUG-2005 03:25:27	Straylight	39.000	45	Alp Pav	1.9400	26000.	78	17908	No
23	GOM_NL__2PRFIN20050803_033346_000000402039_00319_17908_5404.N1	03-AUG-2005 03:33:46	Bright	39.500	103	38Zet Sgr	2.6000	9700.0	79	17908	No
24	GOM_NL__2PRFIN20050803_033609_000000362039_00319_17908_5405.N1	03-AUG-2005 03:36:09	Bright	36.000	155	41Pi Sgr	2.9000	6600.0	72	17908	No
25	GOM_NL__2PRFIN20050803_034554_00000012039_00319_17908_5406.N1	03-AUG-2005 03:45:54	Straylight	1.0000	168	17Zet Aql	2.9860	11000.	2	17908	No
26	GOM_NL__2PRFIN20050803_035300_000000382039_00319_17908_5407.N1	03-AUG-2005 03:53:00	Bright	37.500	5	3Alp Lyr	0.033000	11000.	75	17908	No
27	GOM_NL__2PRFIN20050803_035650_000000372039_00319_17908_5408.N1	03-AUG-2005 03:56:50	Bright	37.000	69	33Gam Dra	2.2310	3800.0	74	17908	No
28	GOM_NL__2PRFIN20050803_040055_000000342039_00319_17908_5409.N1	03-AUG-2005 04:00:55	Bright	33.500	119	14Eta Dra	2.7270	4700.0	67	17908	No
29	GOM_NL__2PRFIN20050803_040502_000000342039_00319_17908_5410.N1	03-AUG-2005 04:05:02	Bright	34.000	60	7Bet UMi	2.0810	3950.0	68	17908	No
30	GOM_NL__2PRFIN20050803_043714_000000452039_00319_17908_5411.N1	03-AUG-2005 04:37:14	Dark	45.000	1	9Alp CMa	-1.4400	11000.	90	17908	No
31	GOM_NL__2PRFIN20050803_044110_000000382039_00319_17908_5412.N1	03-AUG-2005 04:41:10	Dark	38.000	177	1Zet CMa	3.0220	26000.	76	17908	No
32	GOM_NL__2PRFIN20050803_044719_000000432039_00319_17908_5413.N1	03-AUG-2005 04:47:19	Dark	42.500	2	Alp Car	-0.73600	7000.0	85	17908	No
33	GOM_NL__2PRFIN20050803_045757_000000382039_00320_17909_5402.N1	03-AUG-2005 04:57:57	Dark	37.500	135	Bet Hyi	2.8200	5800.0	75	17909	No
34	GOM_NL__2PRFIN20050803_050603_000000382039_00320_17909_5403.N1	03-AUG-2005 05:06:03	Straylight	38.000	45	Alp Pav	1.9400	26000.	76	17909	No
35	GOM_NL__2PRFIN20050803_051422_000000392039_00320_17909_5404.N1	03-AUG-2005 05:14:22	Bright	39.000	103	38Zet Sgr	2.6000	9700.0	78	17909	No
36	GOM_NL__2PRFIN20050803_051645_000000372039_00320_17909_5405.N1	03-AUG-2005 05:16:45	Bright	36.500	155	41Pi Sgr	2.9000	6600.0	73	17909	No
37	GOM_NL__2PRFIN20050803_052631_00000012039_00320_17909_5406.N1	03-AUG-2005 05:26:31	Straylight	1.0000	168	17Zet Aql	2.9860	11000.	2	17909	No
38	GOM_NL__2PRFIN20050803_053336_000000382039_00320_17909_5407.N1	03-AUG-2005 05:33:36	Bright	37.500	5	3Alp Lyr	0.033000	11000.	75	17909	No
39	GOM_NL__2PRFIN20050803_053726_000000372039_00320_17909_5408.N1	03-AUG-2005 05:37:26	Bright	36.500	69	33Gam Dra	2.2310	3800.0	73	17909	No
40	GOM_NL__2PRFIN20050803_054131_000000332039_00320_17909_5409.N1	03-AUG-2005 05:41:31	Bright	33.000	119	14Eta Dra	2.7270	4700.0	66	17909	No
41	GOM_NL__2PRFIN20050803_054539_000000352039_00320_17909_5410.N1	03-AUG-2005 05:45:39	Bright	35.000	60	7Bet UMi	2.0810	3950.0	70	17909	No
42	GOM_NL__2PRFIN20050803_061751_000000392039_00320_17909_5411.N1	03-AUG-2005 06:17:51	Dark	39.000	1	9Alp CMa	-1.4400	11000.	78	17909	No

43	GOM_NL__2PRFIN20050803_062146_000000402039_00320_17909_5412.N1	03-AUG-2005 06:21:46	Dark	39.500	177	1Zet CMa	3.0220	26000.	79	17909	No
44	GOM_NL__2PRFIN20050803_062755_000000432039_00320_17909_5413.N1	03-AUG-2005 06:27:55	Dark	43.000	2	Alp Car	-0.73600	7000.0	86	17909	No
45	GOM_NL__2PRFIN20050803_063834_000000362039_00321_17910_5402.N1	03-AUG-2005 06:38:34	Dark	35.500	135	Bet Hyi	2.8200	5800.0	71	17910	No
46	GOM_NL__2PRFIN20050803_064639_000000402039_00321_17910_5403.N1	03-AUG-2005 06:46:39	Straylight	40.000	45	Alp Pav	1.9400	26000.	80	17910	No
47	GOM_NL__2PRFIN20050803_065458_000000402039_00321_17910_5404.N1	03-AUG-2005 06:54:58	Bright	40.000	103	38Zet Sgr	2.6000	9700.0	80	17910	No
48	GOM_NL__2PRFIN20050803_065721_000000372039_00321_17910_5405.N1	03-AUG-2005 06:57:21	Bright	37.000	155	41Pi Sgr	2.9000	6600.0	74	17910	No
49	GOM_NL__2PRFIN20050803_070707_000000242039_00321_17910_5406.N1	03-AUG-2005 07:07:07	Tw_i_and_stray	24.000	168	17Zet Aql	2.9860	11000.	48	17910	No
50	GOM_NL__2PRFIN20050803_071412_000000402039_00321_17910_5407.N1	03-AUG-2005 07:14:12	Bright	39.500	5	3Alp Lyr	0.033000	11000.	79	17910	No
51	GOM_NL__2PRFIN20050803_071803_000000362039_00321_17910_5408.N1	03-AUG-2005 07:18:03	Bright	36.000	69	33Gam Dra	2.2310	3800.0	72	17910	No
52	GOM_NL__2PRFIN20050803_072208_000000342039_00321_17910_5409.N1	03-AUG-2005 07:22:08	Bright	34.000	119	14Eta Dra	2.7270	4700.0	68	17910	No
53	GOM_NL__2PRFIN20050803_072615_000000352039_00321_17910_5410.N1	03-AUG-2005 07:26:15	Bright	35.000	60	7Bet UMi	2.0810	3950.0	70	17910	No
54	GOM_NL__2PRFIN20050803_075827_000000372039_00321_17910_5411.N1	03-AUG-2005 07:58:27	Dark	37.000	1	9Alp CMa	-1.4400	11000.	74	17910	No
55	GOM_NL__2PRFIN20050803_080222_000000382039_00321_17910_5412.N1	03-AUG-2005 08:02:22	Dark	37.500	177	1Zet CMa	3.0220	26000.	75	17910	No
56	GOM_NL__2PRFIN20050803_080831_000000492039_00321_17910_5413.N1	03-AUG-2005 08:08:31	Dark	48.500	2	Alp Car	-0.73600	7000.0	97	17910	No
57	GOM_NL__2PRFIN20050803_081910_000000382039_00322_17911_5422.N1	03-AUG-2005 08:19:10	Dark	37.500	135	Bet Hyi	2.8200	5800.0	75	17911	No
58	GOM_NL__2PRFIN20050803_082715_000000392039_00322_17911_5423.N1	03-AUG-2005 08:27:15	Straylight	38.500	45	Alp Pav	1.9400	26000.	77	17911	No
59	GOM_NL__2PRFIN20050803_083534_000000422039_00322_17911_5424.N1	03-AUG-2005 08:35:34	Bright	42.000	103	38Zet Sgr	2.6000	9700.0	84	17911	No
60	GOM_NL__2PRFIN20050803_083757_000000362039_00322_17911_5425.N1	03-AUG-2005 08:37:57	Bright	35.500	155	41Pi Sgr	2.9000	6600.0	71	17911	No
61	GOM_NL__2PRFIN20050803_085448_000000372039_00322_17911_5426.N1	03-AUG-2005 08:54:48	Bright	36.500	5	3Alp Lyr	0.033000	11000.	73	17911	No
62	GOM_NL__2PRFIN20050803_085838_000000402039_00322_17911_5427.N1	03-AUG-2005 08:58:38	Bright	39.500	69	33Gam Dra	2.2310	3800.0	79	17911	No
63	GOM_NL__2PRFIN20050803_090244_000000372039_00322_17911_5428.N1	03-AUG-2005 09:02:44	Bright	37.000	119	14Eta Dra	2.7270	4700.0	74	17911	No
64	GOM_NL__2PRFIN20050803_090651_000000362039_00322_17911_5429.N1	03-AUG-2005 09:06:51	Bright	36.000	60	7Bet UMi	2.0810	3950.0	72	17911	No
65	GOM_NL__2PRFIN20050803_093903_000000362039_00322_17911_5430.N1	03-AUG-2005 09:39:03	Dark	35.500	1	9Alp CMa	-1.4400	11000.	71	17911	No
66	GOM_NL__2PRFIN20050803_094258_000000372039_00322_17911_5431.N1	03-AUG-2005 09:42:58	Dark	37.000	177	1Zet CMa	3.0220	26000.	74	17911	No
67	GOM_NL__2PRFIN20050803_094907_000000482039_00322_17911_5432.N1	03-AUG-2005 09:49:07	Dark	47.500	2	Alp Car	-0.73600	7000.0	95	17911	No
68	GOM_NL__2PRFIN20050803_095946_000000382039_00323_17912_5422.N1	03-AUG-2005 09:59:46	Dark	37.500	135	Bet Hyi	2.8200	5800.0	75	17912	No
69	GOM_NL__2PRFIN20050803_100751_000000452039_00323_17912_5423.N1	03-AUG-2005 10:07:51	Straylight	45.000	45	Alp Pav	1.9400	26000.	90	17912	No
70	GOM_NL__2PRFIN20050803_101610_000000402039_00323_17912_5424.N1	03-AUG-2005 10:16:10	Bright	40.000	103	38Zet Sgr	2.6000	9700.0	80	17912	No
71	GOM_NL__2PRFIN20050803_101833_000000362039_00323_17912_5425.N1	03-AUG-2005 10:18:33	Bright	36.000	155	41Pi Sgr	2.9000	6600.0	72	17912	No
72	GOM_NL__2PRFIN20050803_102819_000000342039_00323_17912_5426.N1	03-AUG-2005 10:28:19	Bright	34.000	168	17Zet Aql	2.9860	11000.	68	17912	No
73	GOM_NL__2PRFIN20050803_103524_000000392039_00323_17912_5427.N1	03-AUG-2005 10:35:24	Bright	38.500	5	3Alp Lyr	0.033000	11000.	77	17912	No
74	GOM_NL__2PRFIN20050803_103915_000000362039_00323_17912_5428.N1	03-AUG-2005 10:39:15	Bright	35.500	69	33Gam Dra	2.2310	3800.0	71	17912	No
75	GOM_NL__2PRFIN20050803_104320_000000362039_00323_17912_5429.N1	03-AUG-2005 10:43:20	Bright	35.500	119	14Eta Dra	2.7270	4700.0	71	17912	No
76	GOM_NL__2PRFIN20050803_104727_000000352039_00323_17912_5430.N1	03-AUG-2005 10:47:27	Bright	34.500	60	7Bet UMi	2.0810	3950.0	69	17912	No
77	GOM_NL__2PRFIN20050803_111939_000000382039_00323_17912_5431.N1	03-AUG-2005 11:19:39	Dark	37.500	1	9Alp CMa	-1.4400	11000.	75	17912	No
78	GOM_NL__2PRFIN20050803_112334_000000382039_00323_17912_5432.N1	03-AUG-2005 11:23:34	Dark	37.500	177	1Zet CMa	3.0220	26000.	75	17912	No
79	GOM_NL__2PRFIN20050803_112943_000000462039_00323_17912_5433.N1	03-AUG-2005 11:29:43	Dark	45.500	2	Alp Car	-0.73600	7000.0	91	17912	No
80	GOM_NL__2PRFIN20050803_114022_000000382039_00324_17913_5422.N1	03-AUG-2005 11:40:22	Dark	38.000	135	Bet Hyi	2.8200	5800.0	76	17913	No
81	GOM_NL__2PRFIN20050803_114827_000000412039_00324_17913_5423.N1	03-AUG-2005 11:48:27	Straylight	40.500	45	Alp Pav	1.9400	26000.	81	17913	No
82	GOM_NL__2PRFIN20050803_115647_000000392039_00324_17913_5424.N1	03-AUG-2005 11:56:47	Bright	39.000	103	38Zet Sgr	2.6000	9700.0	78	17913	No
83	GOM_NL__2PRFIN20050803_115909_000000362039_00324_17913_5425.N1	03-AUG-2005 11:59:09	Bright	35.500	155	41Pi Sgr	2.9000	6600.0	71	17913	No
84	GOM_NL__2PRFIN20050803_120854_000000352039_00324_17913_5426.N1	03-AUG-2005 12:08:54	Bright	35.000	168	17Zet Aql	2.9860	11000.	70	17913	No
85	GOM_NL__2PRFIN20050803_121600_000000342039_00324_17913_5427.N1	03-AUG-2005 12:16:00	Bright	34.000	5	3Alp Lyr	0.033000	11000.	68	17913	No
86	GOM_NL__2PRFIN20050803_121951_000000382039_00324_17913_5428.N1	03-AUG-2005 12:19:51	Bright	37.500	69	33Gam Dra	2.2310	3800.0	75	17913	No
87	GOM_NL__2PRFIN20050803_122356_000000382039_00324_17913_5429.N1	03-AUG-2005 12:23:56	Bright	37.500	119	14Eta Dra	2.7270	4700.0	75	17913	No
88	GOM_NL__2PRFIN20050803_122803_000000332039_00324_17913_5430.N1	03-AUG-2005 12:28:03	Bright	33.000	60	7Bet UMi	2.0810	3950.0	66	17913	No
89	GOM_NL__2PRFIN20050803_130015_000000462039_00324_17913_5431.N1	03-AUG-2005 13:00:15	Dark	46.000	1	9Alp CMa	-1.4400	11000.	92	17913	No
90	GOM_NL__2PRFIN20050803_130410_000000362039_00324_17913_5432.N1	03-AUG-2005 13:04:10	Dark	35.500	177	1Zet CMa	3.0220	26000.	71	17913	No
91	GOM_NL__2PRFIN20050803_131019_000000502039_00324_17913_5433.N1	03-AUG-2005 13:10:19	Dark	50.000	2	Alp Car	-0.73600	7000.0	100	17913	No
92	GOM_NL__2PRFIN20050803_132058_000000362039_00325_17914_5422.N1	03-AUG-2005 13:20:58	Dark	36.000	135	Bet Hyi	2.8200	5800.0	72	17914	No
93	GOM_NL__2PRFIN20050803_132904_000000392039_00325_17914_5423.N1	03-AUG-2005 13:29:04	Straylight	39.000	45	Alp Pav	1.9400	26000.	78	17914	No
94	GOM_NL__2PRFIN20050803_133723_000000442039_00325_17914_5424.N1	03-AUG-2005 13:37:23	Bright	43.500	103	38Zet Sgr	2.6000	9700.0	87	17914	No
95	GOM_NL__2PRFIN20050803_133945_000000362039_00325_17914_5425.N1	03-AUG-2005 13:39:45	Bright	36.000	155	41Pi Sgr	2.9000	6600.0	72	17914	No
96	GOM_NL__2PRFIN20050803_134931_000000342039_00325_17914_5426.N1	03-AUG-2005 13:49:31	Bright	34.000	168	17Zet Aql	2.9860	11000.	68	17914	No
97	GOM_NL__2PRFIN20050803_135636_000000352039_00325_17914_5427.N1	03-AUG-2005 13:56:36	Bright	34.500	5	3Alp Lyr	0.033000	11000.	69	17914	No
98	GOM_NL__2PRFIN20050803_140027_000000382039_00325_17914_5428.N1	03-AUG-2005 14:00:27	Bright	38.000	69	33Gam Dra	2.2310	3800.0	76	17914	No
99	GOM_NL__2PRFIN20050803_140433_000000372039_00325_17914_5429.N1	03-AUG-2005 14:04:33	Bright	36.500	119	14Eta Dra	2.7270	4700.0	73	17914	No
100	GOM_NL__2PRFIN20050803_140839_000000372039_00325_17914_5430.N1	03-AUG-2005 14:08:39	Bright	36.500	60	7Bet UMi	2.0810	3950.0	73	17914	No
101	GOM_NL__2PRFIN20050803_144051_000000412039_00325_17914_5431.N1	03-AUG-2005 14:40:51	Dark	41.000	1	9Alp CMa	-1.4400	11000.	82	17914	No

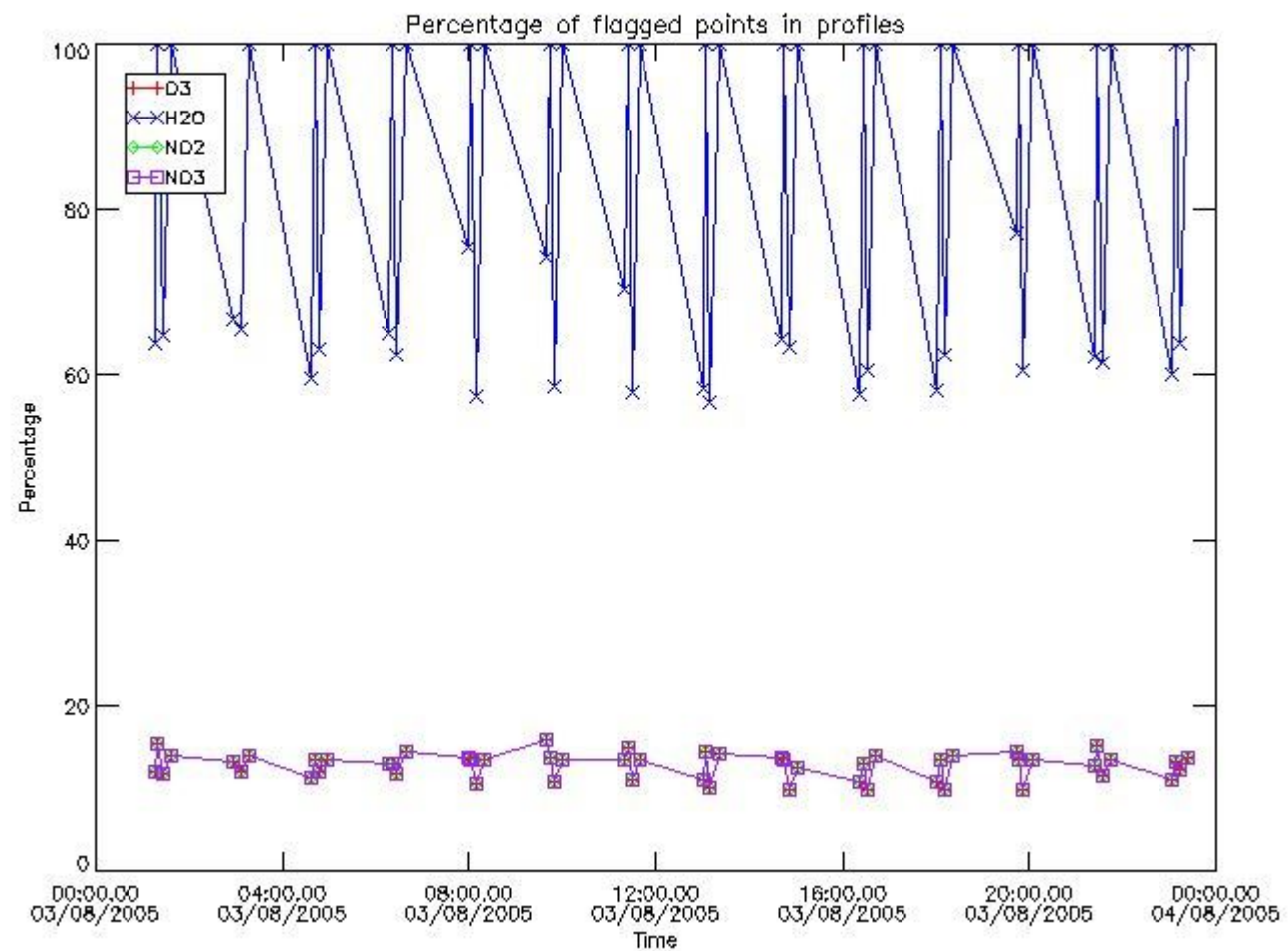
102	GOM_NL__2PRFIN20050803_144446_000000382039_00325_17914_5432.N1	03-AUG-2005 14:44:46	Dark	38.000	177	1Zet CMa	3.0220	26000.	76	17914	No
103	GOM_NL__2PRFIN20050803_145055_000000512039_00325_17914_5433.N1	03-AUG-2005 14:50:55	Dark	51.000	2	Alp Car	-0.73600	7000.0	102	17914	No
104	GOM_NL__2PRFIN20050803_150134_000000412039_00326_17915_5422.N1	03-AUG-2005 15:01:34	Dark	41.000	135	Bet Hyi	2.8200	5800.0	82	17915	No
105	GOM_NL__2PRFIN20050803_150940_000000402039_00326_17915_5423.N1	03-AUG-2005 15:09:40	Straylight	39.500	45	Alp Pav	1.9400	26000.	79	17915	No
106	GOM_NL__2PRFIN20050803_151759_000000392039_00326_17915_5424.N1	03-AUG-2005 15:17:59	Bright	38.500	103	38Zet Sgr	2.6000	9700.0	77	17915	No
107	GOM_NL__2PRFIN20050803_152021_000000372039_00326_17915_5425.N1	03-AUG-2005 15:20:21	Bright	36.500	155	41Pi Sgr	2.9000	6600.0	73	17915	No
108	GOM_NL__2PRFIN20050803_153006_000000362039_00326_17915_5426.N1	03-AUG-2005 15:30:06	Bright	35.500	168	17Zet Aql	2.9860	11000.	71	17915	No
109	GOM_NL__2PRFIN20050803_153712_000000392039_00326_17915_5427.N1	03-AUG-2005 15:37:12	Bright	38.500	5	3Alp Lyr	0.033000	11000.	77	17915	No
110	GOM_NL__2PRFIN20050803_154103_000000382039_00326_17915_5428.N1	03-AUG-2005 15:41:03	Bright	37.500	69	33Gam Dra	2.2310	3800.0	75	17915	No
111	GOM_NL__2PRFIN20050803_154509_000000372039_00326_17915_5429.N1	03-AUG-2005 15:45:09	Bright	36.500	119	14Eta Dra	2.7270	4700.0	73	17915	No
112	GOM_NL__2PRFIN20050803_154916_000000362039_00326_17915_5430.N1	03-AUG-2005 15:49:16	Bright	35.500	60	7Bet UMi	2.0810	3950.0	71	17915	No
113	GOM_NL__2PRFIN20050803_162127_000000472039_00326_17915_5431.N1	03-AUG-2005 16:21:27	Dark	46.500	1	9Alp CMa	-1.4400	11000.	93	17915	No
114	GOM_NL__2PRFIN20050803_162522_000000392039_00326_17915_5432.N1	03-AUG-2005 16:25:22	Dark	39.000	177	1Zet CMa	3.0220	26000.	78	17915	No
115	GOM_NL__2PRFIN20050803_163131_000000512039_00326_17915_5433.N1	03-AUG-2005 16:31:31	Dark	51.000	2	Alp Car	-0.73600	7000.0	102	17915	No
116	GOM_NL__2PRFIN20050803_164210_000000372039_00327_17916_5422.N1	03-AUG-2005 16:42:10	Dark	36.500	135	Bet Hyi	2.8200	5800.0	73	17916	No
117	GOM_NL__2PRFIN20050803_165016_000000372039_00327_17916_5423.N1	03-AUG-2005 16:50:16	Straylight	37.000	45	Alp Pav	1.9400	26000.	74	17916	No
118	GOM_NL__2PRFIN20050803_165835_000000422039_00327_17916_5424.N1	03-AUG-2005 16:58:35	Bright	41.500	103	38Zet Sgr	2.6000	9700.0	83	17916	No
119	GOM_NL__2PRFIN20050803_170057_000000372039_00327_17916_5425.N1	03-AUG-2005 17:00:57	Bright	36.500	155	41Pi Sgr	2.9000	6600.0	73	17916	No
120	GOM_NL__2PRFIN20050803_171043_000000362039_00327_17916_5426.N1	03-AUG-2005 17:10:43	Bright	36.000	168	17Zet Aql	2.9860	11000.	72	17916	No
121	GOM_NL__2PRFIN20050803_171748_000000342039_00327_17916_5427.N1	03-AUG-2005 17:17:48	Bright	34.000	5	3Alp Lyr	0.033000	11000.	68	17916	No
122	GOM_NL__2PRFIN20050803_172139_000000382039_00327_17916_5428.N1	03-AUG-2005 17:21:39	Bright	38.000	69	33Gam Dra	2.2310	3800.0	76	17916	No
123	GOM_NL__2PRFIN20050803_172545_000000532039_00327_17916_5429.N1	03-AUG-2005 17:25:45	Bright	53.000	119	14Eta Dra	2.7270	4700.0	106	17916	No
124	GOM_NL__2PRFIN20050803_172952_000000352039_00327_17916_5430.N1	03-AUG-2005 17:29:52	Bright	34.500	60	7Bet UMi	2.0810	3950.0	69	17916	No
125	GOM_NL__2PRFIN20050803_180203_000000472039_00327_17916_5431.N1	03-AUG-2005 18:02:03	Dark	47.000	1	9Alp CMa	-1.4400	11000.	94	17916	No
126	GOM_NL__2PRFIN20050803_180559_000000382039_00327_17916_5432.N1	03-AUG-2005 18:05:59	Dark	38.000	177	1Zet CMa	3.0220	26000.	76	17916	No
127	GOM_NL__2PRFIN20050803_181207_000000512039_00327_17916_5433.N1	03-AUG-2005 18:12:07	Dark	51.000	2	Alp Car	-0.73600	7000.0	102	17916	No
128	GOM_NL__2PRFIN20050803_182247_000000372039_00328_17917_5422.N1	03-AUG-2005 18:22:47	Dark	36.500	135	Bet Hyi	2.8200	5800.0	73	17917	No
129	GOM_NL__2PRFIN20050803_183052_000000442039_00328_17917_5423.N1	03-AUG-2005 18:30:52	Straylight	44.000	45	Alp Pav	1.9400	26000.	88	17917	No
130	GOM_NL__2PRFIN20050803_183911_000000522039_00328_17917_5424.N1	03-AUG-2005 18:39:11	Bright	52.000	103	38Zet Sgr	2.6000	9700.0	104	17917	No
131	GOM_NL__2PRFIN20050803_184134_000000372039_00328_17917_5425.N1	03-AUG-2005 18:41:34	Bright	37.000	155	41Pi Sgr	2.9000	6600.0	74	17917	No
132	GOM_NL__2PRFIN20050803_185119_000000362039_00328_17917_5426.N1	03-AUG-2005 18:51:19	Bright	35.500	168	17Zet Aql	2.9860	11000.	71	17917	No
133	GOM_NL__2PRFIN20050803_185824_000000392039_00328_17917_5427.N1	03-AUG-2005 18:58:24	Bright	39.000	5	3Alp Lyr	0.033000	11000.	78	17917	No
134	GOM_NL__2PRFIN20050803_190215_000000382039_00328_17917_5428.N1	03-AUG-2005 19:02:15	Bright	38.000	69	33Gam Dra	2.2310	3800.0	76	17917	No
135	GOM_NL__2PRFIN20050803_190622_000000372039_00328_17917_5429.N1	03-AUG-2005 19:06:22	Bright	37.000	119	14Eta Dra	2.7270	4700.0	74	17917	No
136	GOM_NL__2PRFIN20050803_191028_000000342039_00328_17917_5430.N1	03-AUG-2005 19:10:28	Bright	34.000	60	7Bet UMi	2.0810	3950.0	68	17917	No
137	GOM_NL__2PRFIN20050803_194239_000000362039_00328_17917_5431.N1	03-AUG-2005 19:42:39	Dark	35.500	1	9Alp CMa	-1.4400	11000.	71	17917	No
138	GOM_NL__2PRFIN20050803_194635_000000382039_00328_17917_5432.N1	03-AUG-2005 19:46:35	Dark	37.500	177	1Zet CMa	3.0220	26000.	75	17917	No
139	GOM_NL__2PRFIN20050803_195243_000000512039_00328_17917_5433.N1	03-AUG-2005 19:52:43	Dark	51.000	2	Alp Car	-0.73600	7000.0	102	17917	No
140	GOM_NL__2PRFIN20050803_200323_000000382039_00329_17918_5422.N1	03-AUG-2005 20:03:23	Dark	37.500	135	Bet Hyi	2.8200	5800.0	75	17918	No
141	GOM_NL__2PRFIN20050803_201128_000000412039_00329_17918_5423.N1	03-AUG-2005 20:11:28	Straylight	40.500	45	Alp Pav	1.9400	26000.	81	17918	No
142	GOM_NL__2PRFIN20050803_201947_000000422039_00329_17918_5424.N1	03-AUG-2005 20:19:47	Bright	41.500	103	38Zet Sgr	2.6000	9700.0	83	17918	No
143	GOM_NL__2PRFIN20050803_202210_000000372039_00329_17918_5425.N1	03-AUG-2005 20:22:10	Bright	37.000	155	41Pi Sgr	2.9000	6600.0	74	17918	No
144	GOM_NL__2PRFIN20050803_203155_000000362039_00329_17918_5426.N1	03-AUG-2005 20:31:55	Bright	35.500	168	17Zet Aql	2.9860	11000.	71	17918	No
145	GOM_NL__2PRFIN20050803_203900_000000372039_00329_17918_5427.N1	03-AUG-2005 20:39:00	Bright	36.500	5	3Alp Lyr	0.033000	11000.	73	17918	No
146	GOM_NL__2PRFIN20050803_204251_000000382039_00329_17918_5428.N1	03-AUG-2005 20:42:51	Bright	38.000	69	33Gam Dra	2.2310	3800.0	76	17918	No
147	GOM_NL__2PRFIN20050803_204658_000000372039_00329_17918_5429.N1	03-AUG-2005 20:46:58	Bright	37.000	119	14Eta Dra	2.7270	4700.0	74	17918	No
148	GOM_NL__2PRFIN20050803_205104_000000362039_00329_17918_5430.N1	03-AUG-2005 20:51:04	Bright	35.500	60	7Bet UMi	2.0810	3950.0	71	17918	No
149	GOM_NL__2PRFIN20050803_212315_000000402039_00329_17918_5431.N1	03-AUG-2005 21:23:15	Dark	40.000	1	9Alp CMa	-1.4400	11000.	80	17918	No
150	GOM_NL__2PRFIN20050803_212711_000000372039_00329_17918_5432.N1	03-AUG-2005 21:27:11	Dark	37.000	177	1Zet CMa	3.0220	26000.	74	17918	No
151	GOM_NL__2PRFIN20050803_213319_000000452039_00329_17918_5433.N1	03-AUG-2005 21:33:19	Dark	44.500	2	Alp Car	-0.73600	7000.0	89	17918	No
152	GOM_NL__2PRFIN20050803_214359_000000382039_00330_17919_5422.N1	03-AUG-2005 21:43:59	Dark	38.000	135	Bet Hyi	2.8200	5800.0	76	17919	No
153	GOM_NL__2PRFIN20050803_215204_000000392039_00330_17919_5423.N1	03-AUG-2005 21:52:04	Straylight	39.000	45	Alp Pav	1.9400	26000.	78	17919	No
154	GOM_NL__2PRFIN20050803_220023_000000422039_00330_17919_5424.N1	03-AUG-2005 22:00:23	Bright	42.000	103	38Zet Sgr	2.6000	9700.0	84	17919	No
155	GOM_NL__2PRFIN20050803_220246_000000372039_00330_17919_5425.N1	03-AUG-2005 22:02:46	Bright	37.000	155	41Pi Sgr	2.9000	6600.0	74	17919	No
156	GOM_NL__2PRFIN20050803_221231_000000362039_00330_17919_5426.N1	03-AUG-2005 22:12:31	Bright	35.500	168	17Zet Aql	2.9860	11000.	71	17919	No
157	GOM_NL__2PRFIN20050803_221936_000000372039_00330_17919_5427.N1	03-AUG-2005 22:19:36	Bright	37.000	5	3Alp Lyr	0.033000	11000.	74	17919	No
158	GOM_NL__2PRFIN20050803_222327_000000372039_00330_17919_5428.N1	03-AUG-2005 22:23:27	Bright	37.000	69	33Gam Dra	2.2310	3800.0	74	17919	No
159	GOM_NL__2PRFIN20050803_222734_000000362039_00330_17919_5429.N1	03-AUG-2005 22:27:34	Bright	36.000	119	14Eta Dra	2.7270	4700.0	72	17919	No
160	GOM_NL__2PRFIN20050803_223141_000000342039_00330_17919_5430.N1	03-AUG-2005 22:31:41	Bright	33.500	60	7Bet UMi	2.0810	3950.0	67	17919	No

161	GOM_NL__2PRFIN20050803_230351_000000452039_00330_17919_5431.N1	03-AUG-2005 23:03:51	Dark	45.000	1	9Alp CMa	-1.4400	11000.	90	17919	No
162	GOM_NL__2PRFIN20050803_230747_000000392039_00330_17919_5432.N1	03-AUG-2005 23:07:47	Dark	38.500	177	1Zet CMa	3.0220	26000.	77	17919	No
163	GOM_NL__2PRFIN20050803_231355_000000462039_00330_17919_5433.N1	03-AUG-2005 23:13:55	Dark	46.000	2	Alp Car	-0.73600	7000.0	92	17919	No
164	GOM_NL__2PRFIN20050803_232435_000000372039_00331_17920_5422.N1	03-AUG-2005 23:24:35	Dark	37.000	135	Bet Hyi	2.8200	5800.0	74	17920	No
165	GOM_NL__2PRFIN20050803_233240_000000382039_00331_17920_5423.N1	03-AUG-2005 23:32:40	Straylight	38.000	45	Alp Pav	1.9400	26000.	76	17920	No
166	GOM_NL__2PRFIN20050803_234059_000000482039_00331_17920_5424.N1	03-AUG-2005 23:40:59	Bright	47.500	103	38Zet Sgr	2.6000	9700.0	95	17920	No
167	GOM_NL__2PRFIN20050803_234322_000000372039_00331_17920_5425.N1	03-AUG-2005 23:43:22	Bright	37.000	155	41Pi Sgr	2.9000	6600.0	74	17920	No
168	GOM_NL__2PRFIN20050803_235306_000000362039_00331_17920_5426.N1	03-AUG-2005 23:53:06	Bright	36.000	168	17Zet Aql	2.9860	11000.	72	17920	No

3. Quality information per product

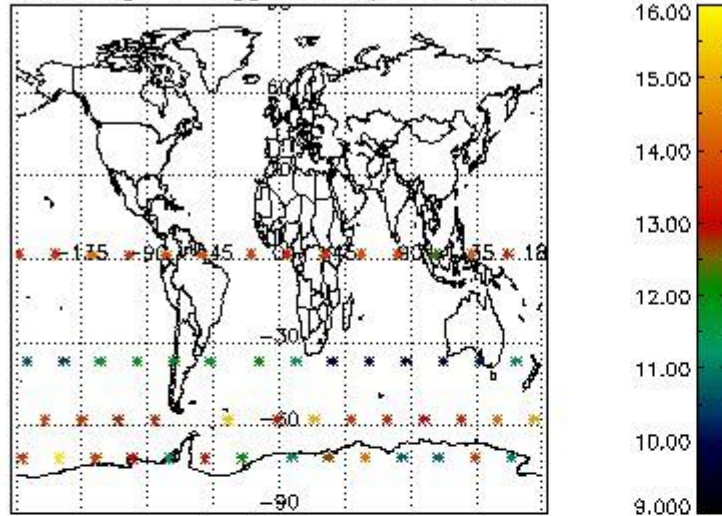
In this section it is plotted some information contained in the Quality Summary data set of the level 2 products. Only products in dark limb conditions and without errors (error flag in the MPH set to "0") are used.

3.1 Plot quality information per product (time dependant)

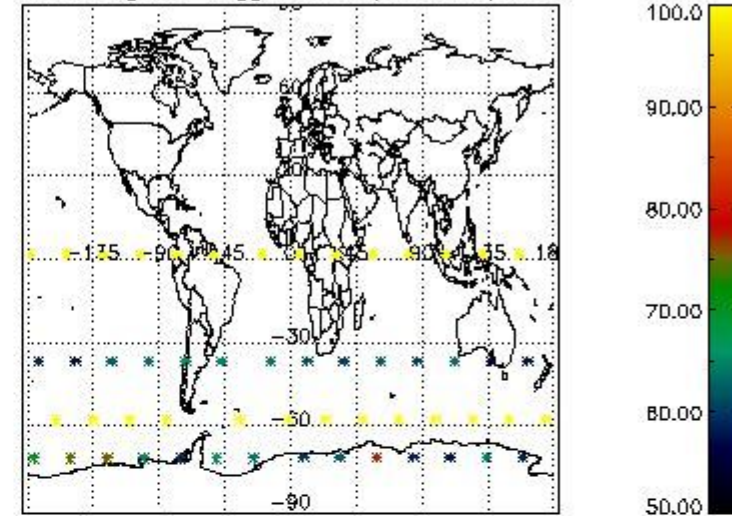


3.2 Plot quality information per product (world map)

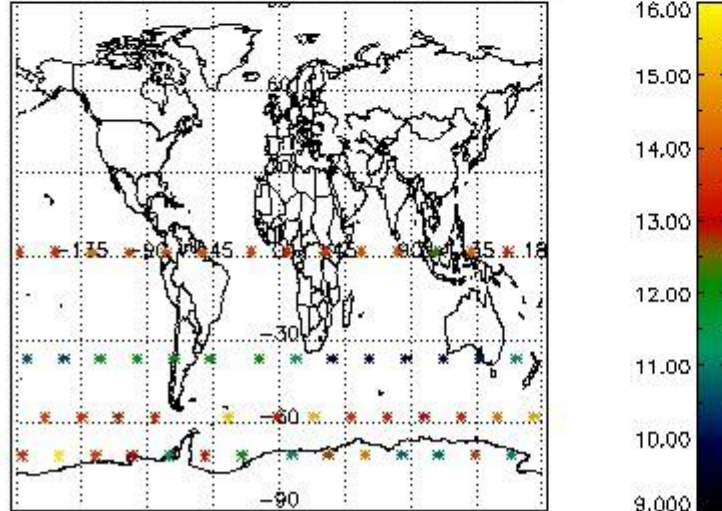
Percentage of flagged data per O3 profile



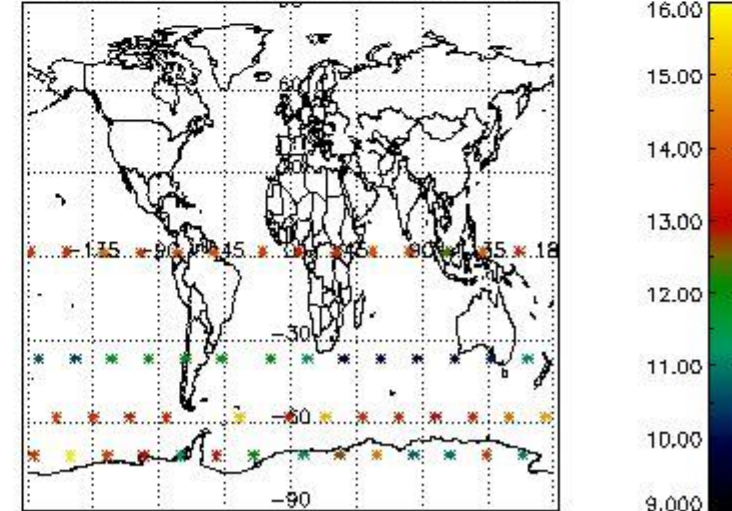
Percentage of flagged data per H2O profile



Percentage of flagged data per NO2 profile



Percentage of flagged data per NO3 profile

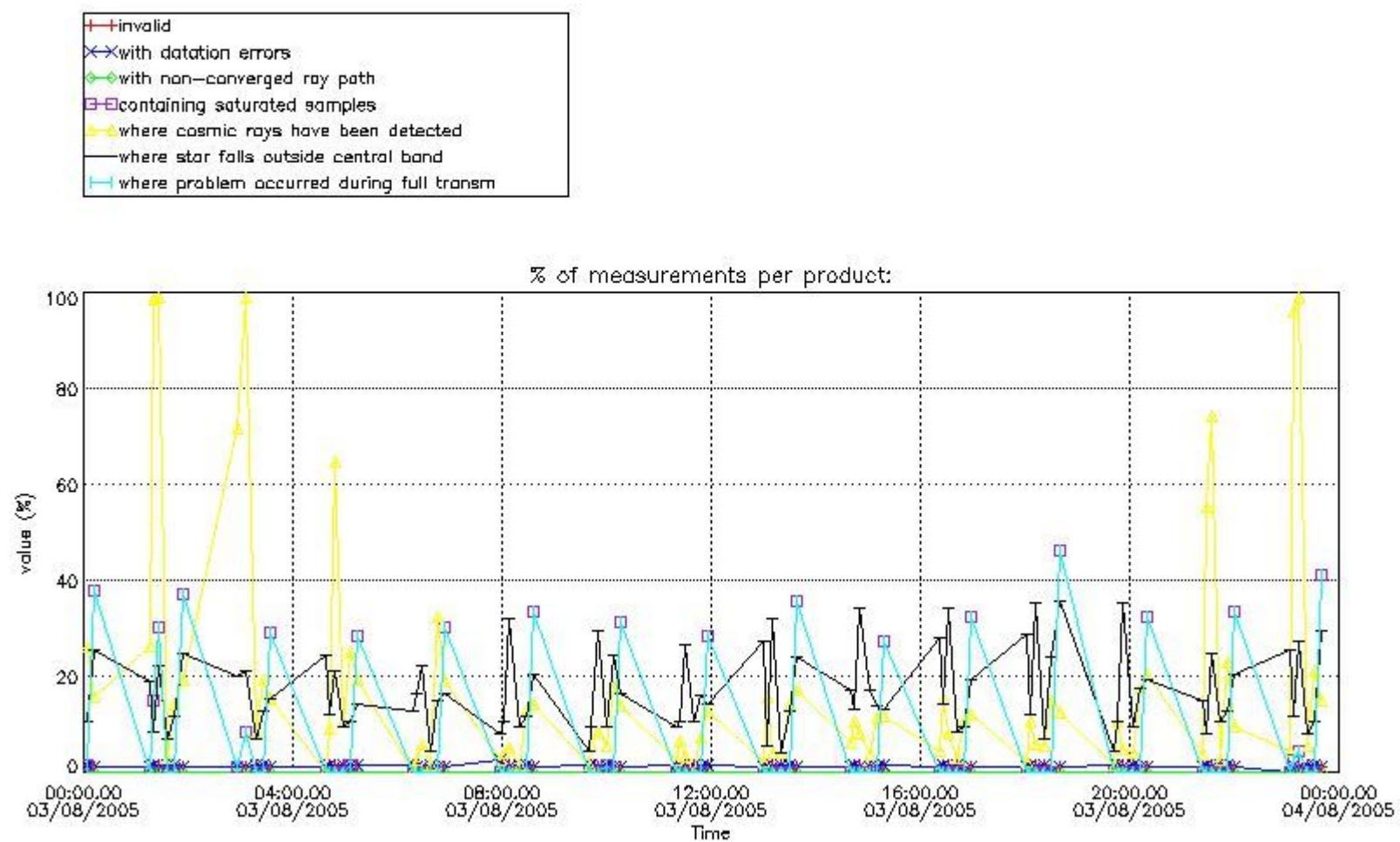


4. Level 1 quality information per product

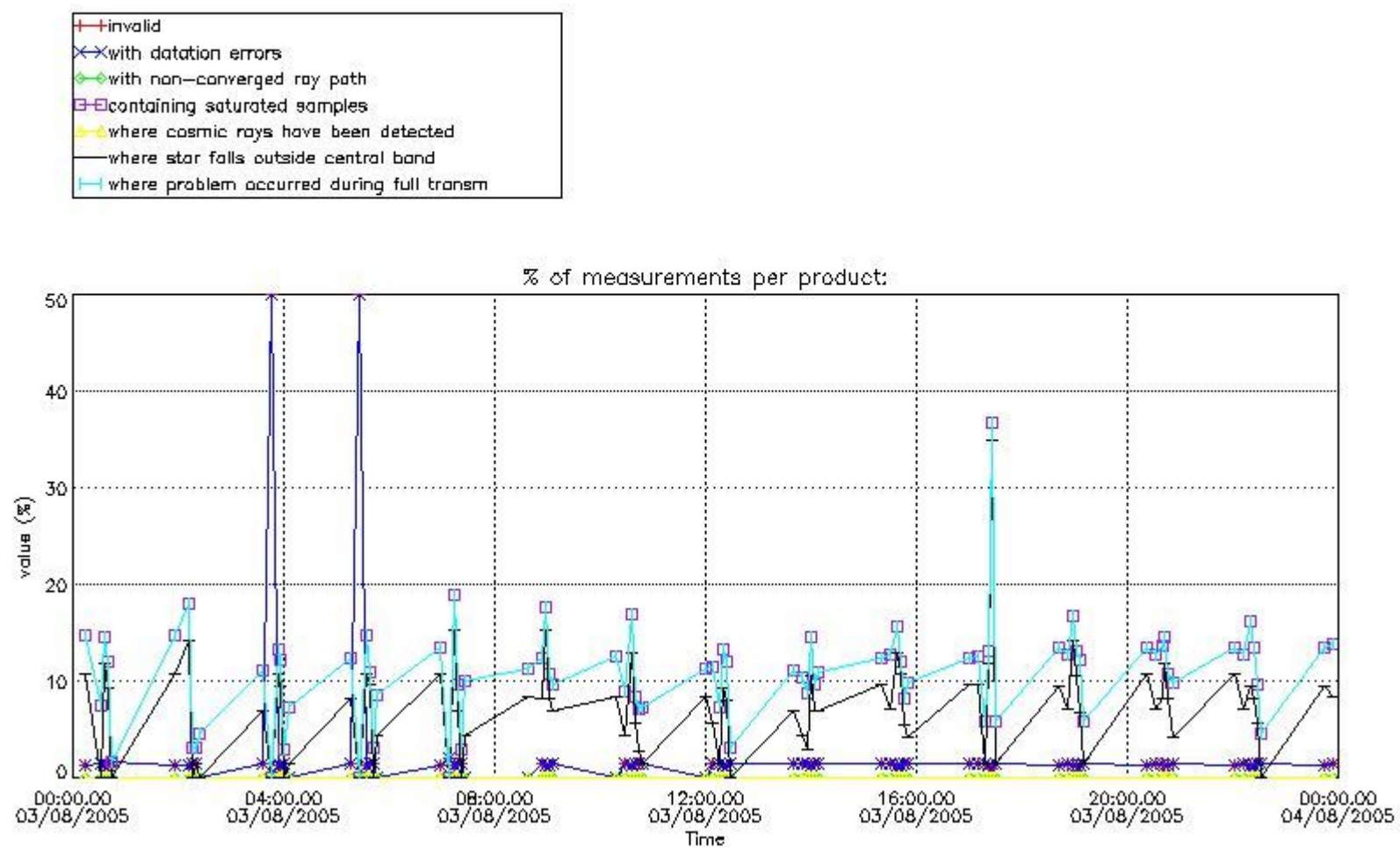
In this section it is plotted some information contained in the Quality Summary data set of the level 2 products that comes from the level 1b processing. Products without errors (error flag in the MPH set to "0") are used.

4.1 Plot quality information per product (time dependant) coming from level 1b processing

4.1.1 Plot level 1 quality information per product (time dependant): ENVISAT ASCENDING passes

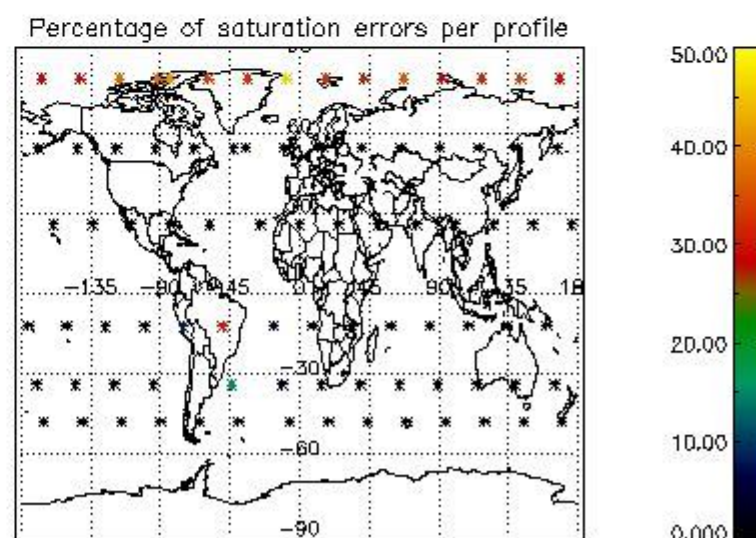
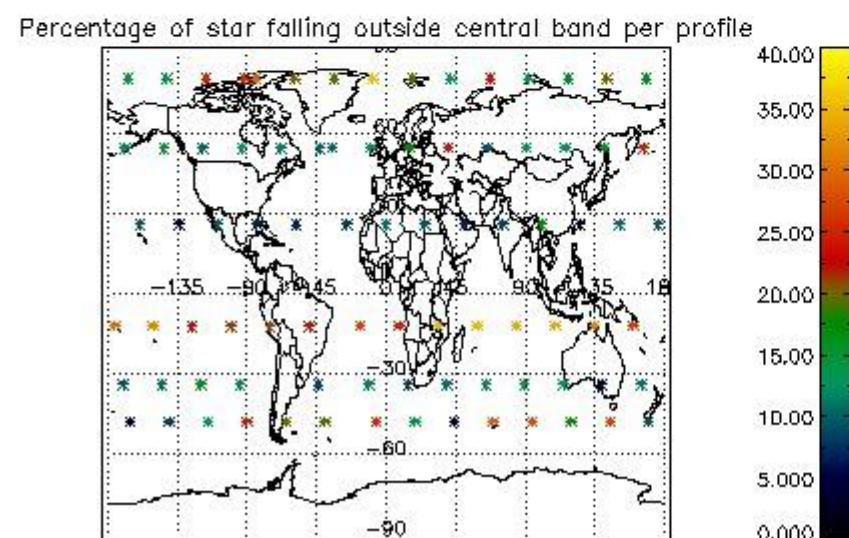
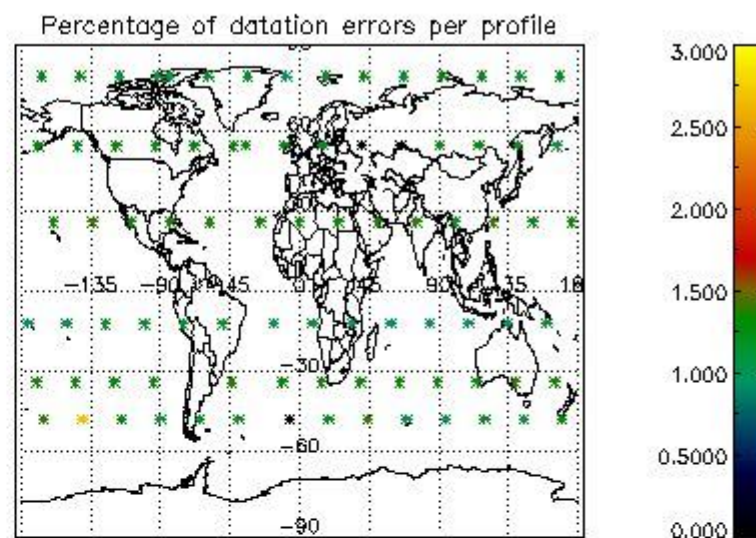
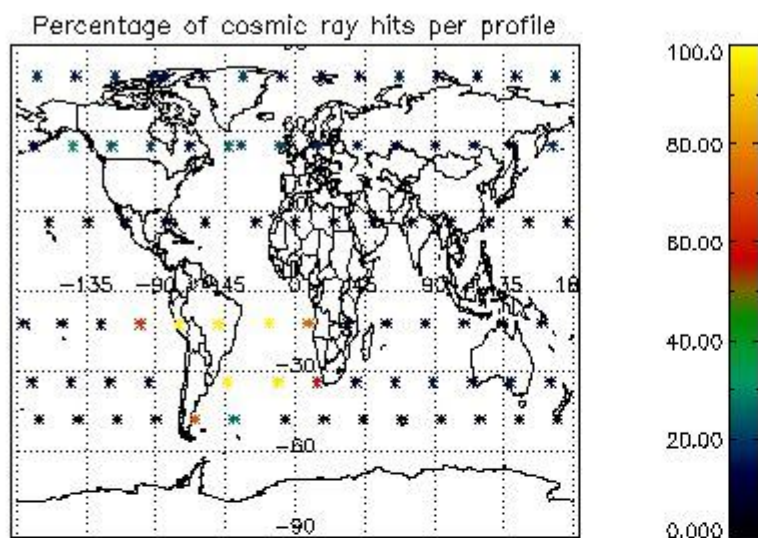


4.1.2 Plot level 1 quality information per product (time dependant): ENVI SAT DESCENDING passes

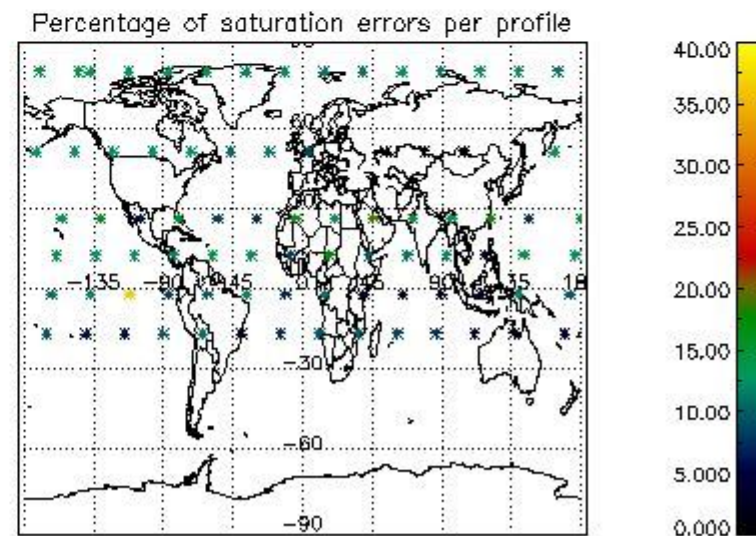
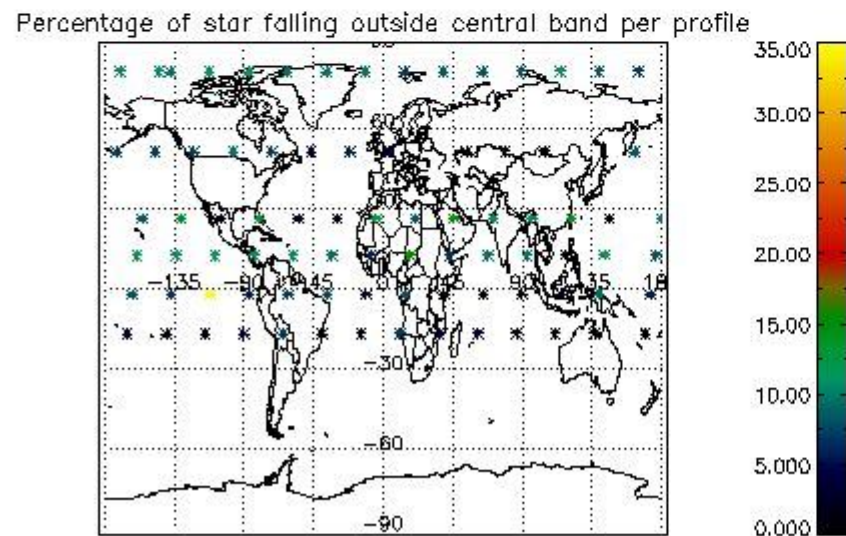
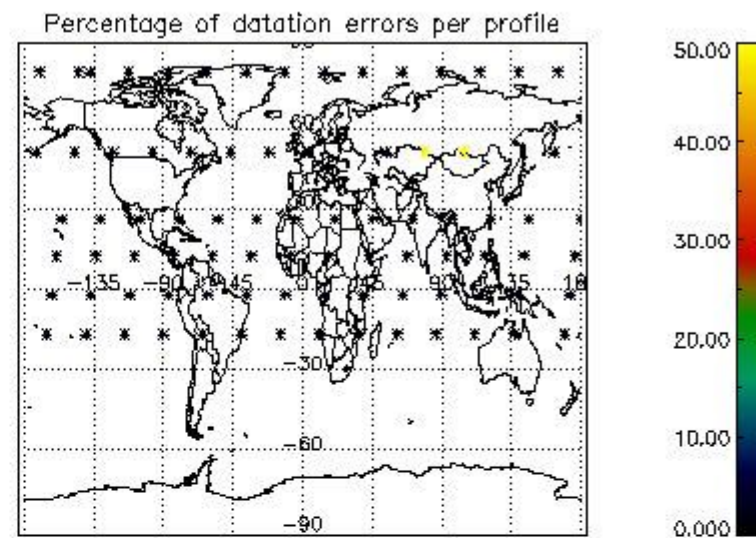
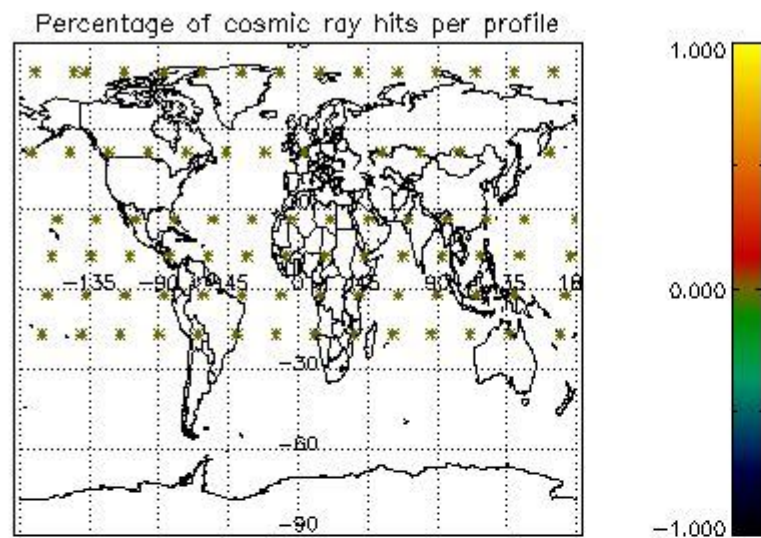


4.2 Plot quality information per product coming from level 1b processing (world map)

4.2.1 Plot level 1 quality information per product (world map): ENVISAT ASCENDING passes



4.2.2 Plot level 1 quality information per product (world map): ENVISAT DESCENDING passes



5. Trace gas profiles

5.1 Ozone statistics based on quality of products

The final quality of the products can be "measured" using the STD (Standard Deviation) attached to every point profile. This information is written to the parameter GOM_NL__2P/NL_LOCAL_SPECIES_DENSITY/o3_std of the level 2 products. The table below shows the statistics for given STD ranges.

The statistics are given with respect to the overall valid production:

- Products without fatal errors: GOM_NL__2P/MPH/PRODUCT_ERR=0
- Valid point profile: GOM_NL__2P/NL_LOCAL_SPECIES_DENSITY/pcd(0)=0

The 'Criteria' is applied to valid points of dark limb products:

- Products in dark limb illumination condition: GOM_NL__2P/NL_SUMMARY_QUALITY/obs_ill_cond=0
- Products without fatal errors: GOM_NL__2P/MPH/PRODUCT_ERR=0
- Valid point profile: GOM_NL__2P/NL_LOCAL_SPECIES_DENSITY/pcd(0)=0

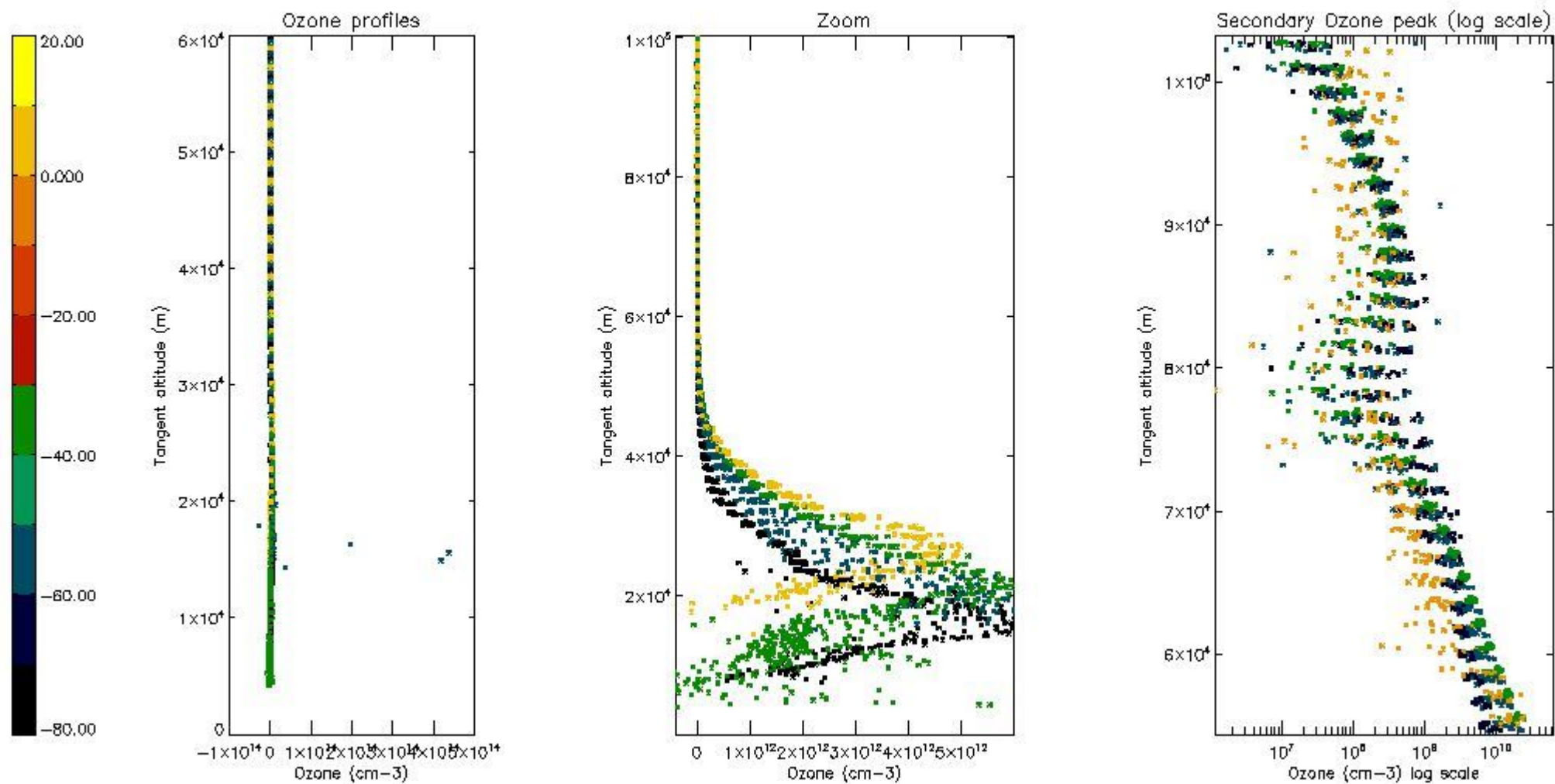
So, the table below shows the percentage of dark limb and valid observations for each criteria with respect to the overall valid daily observations.

Criteria	% of total production
All STD	37
STD < 20	24

STD < 10	20
STD < 5	15

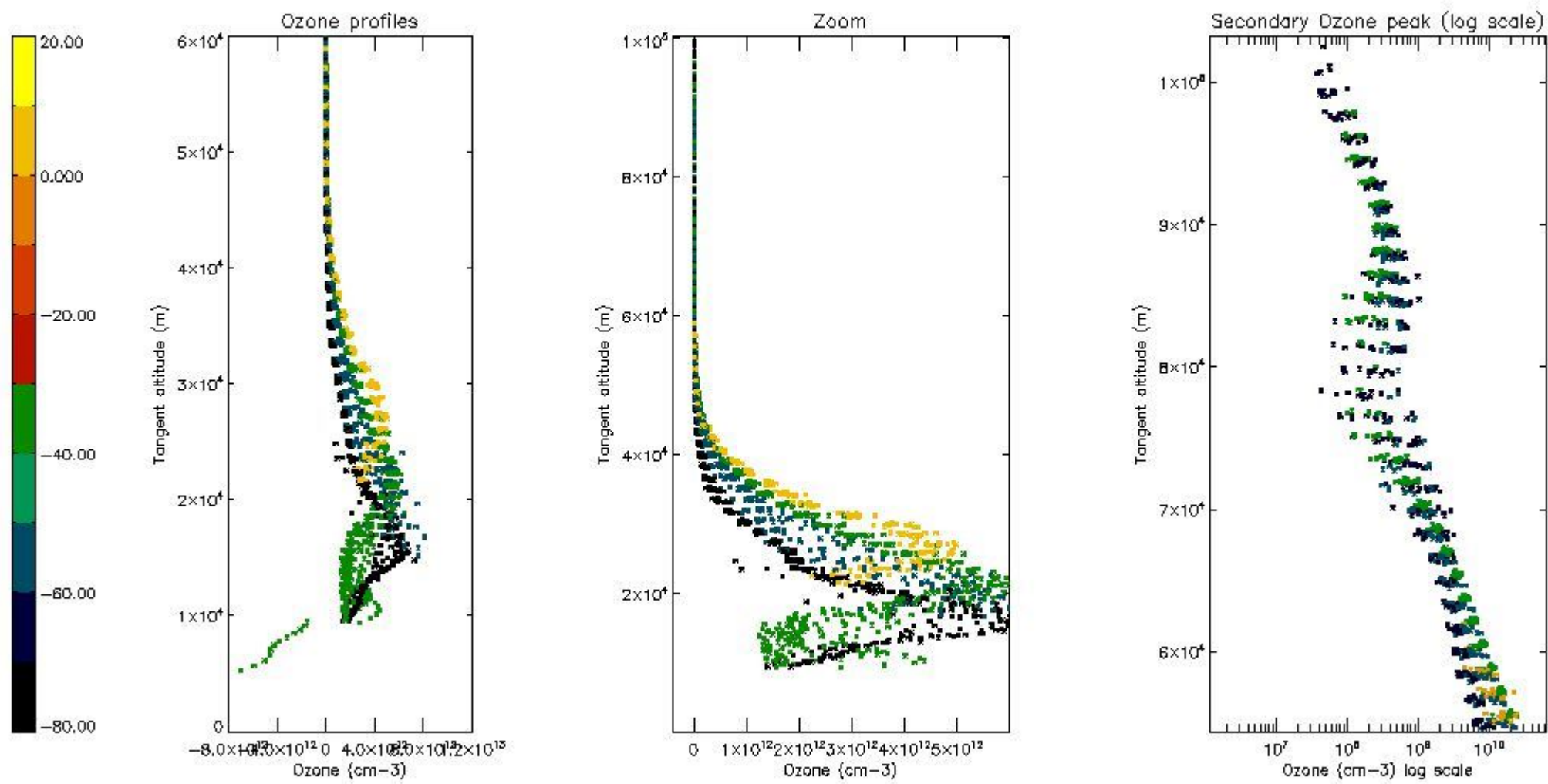
5.2 Plot ozone profiles for all STD (dark without errors)

The colorbar represents the latitude.



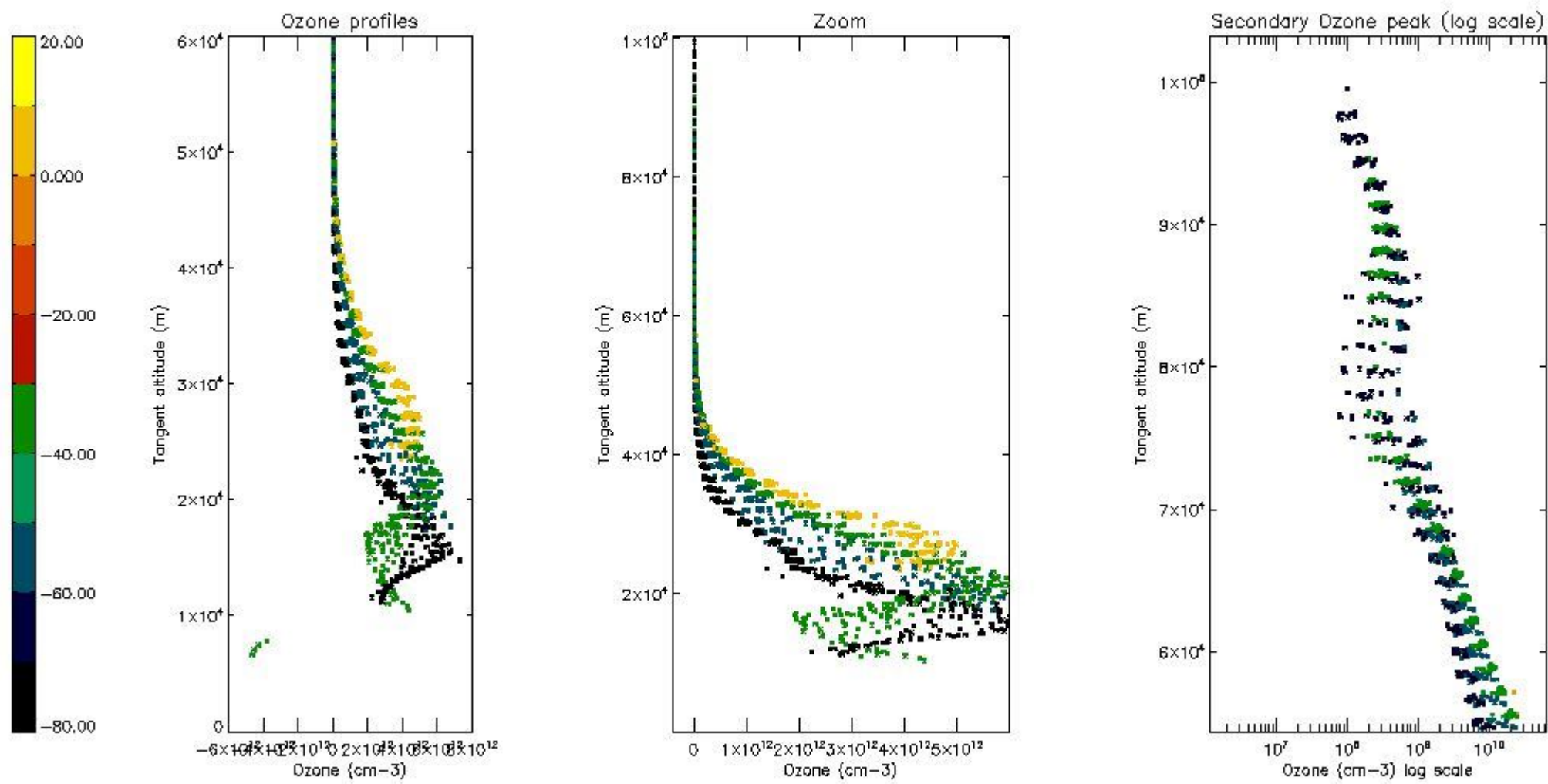
5.3 Plot ozone profiles where STD < 20% (dark without errors)

The colorbar represents the latitude.



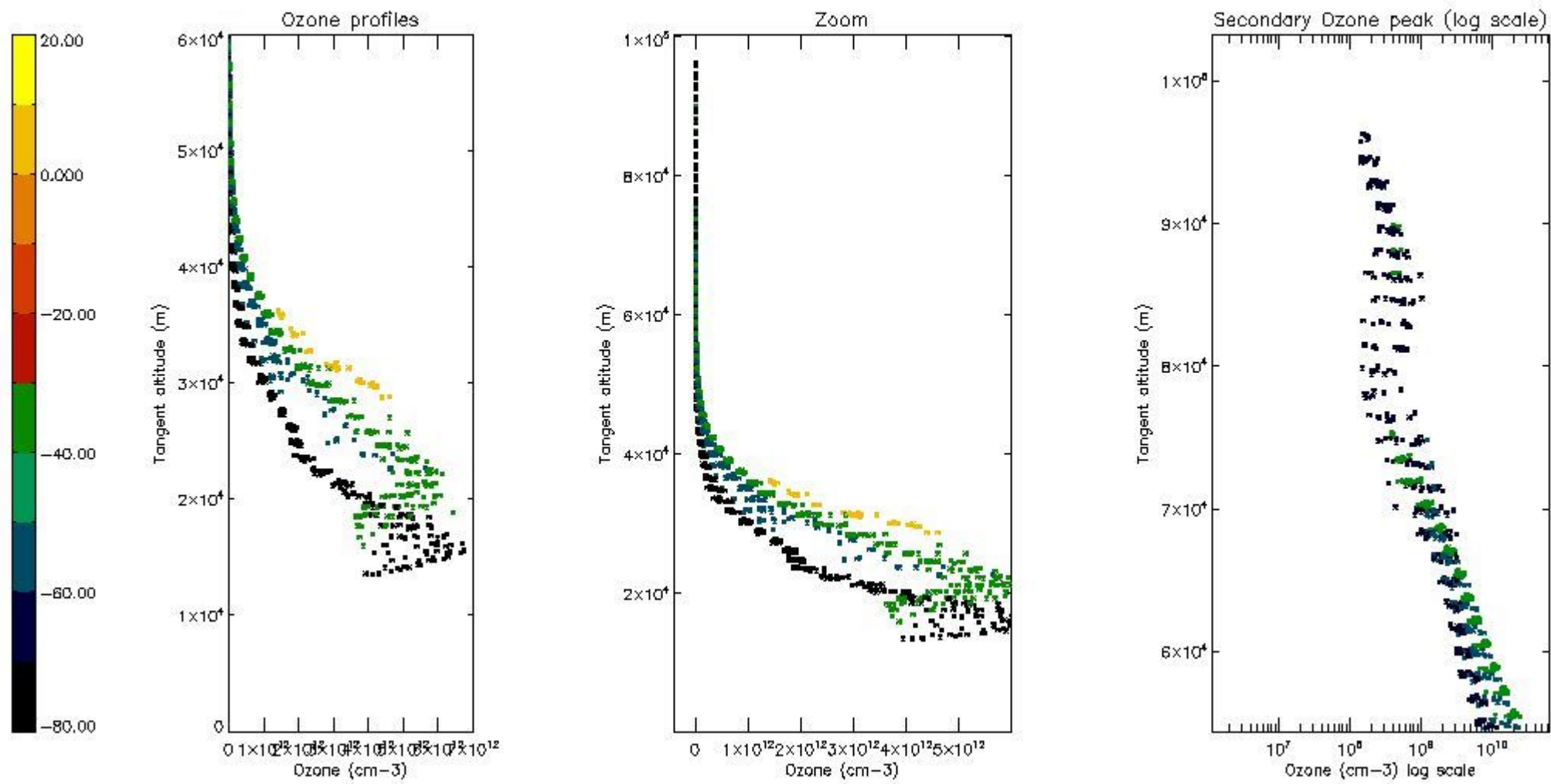
5.4 Plot ozone profiles where STD < 10% (dark without errors)

The colorbar represents the latitude.



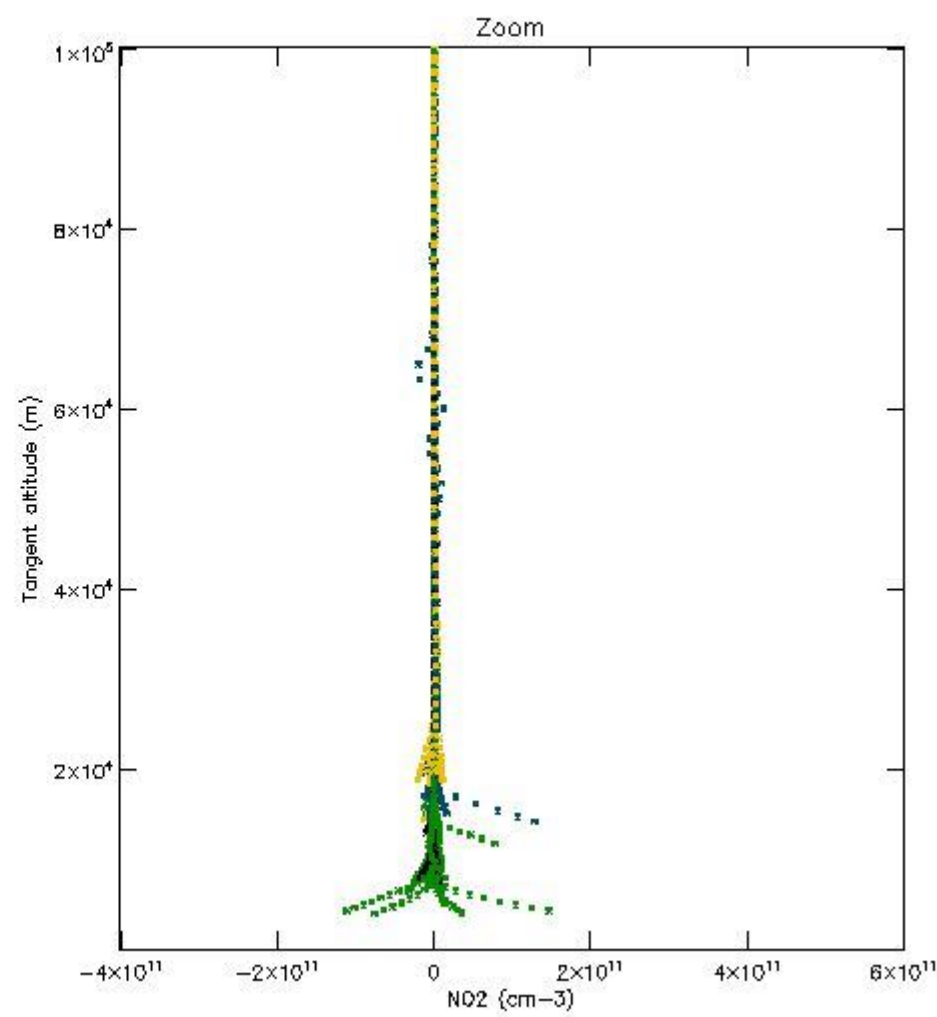
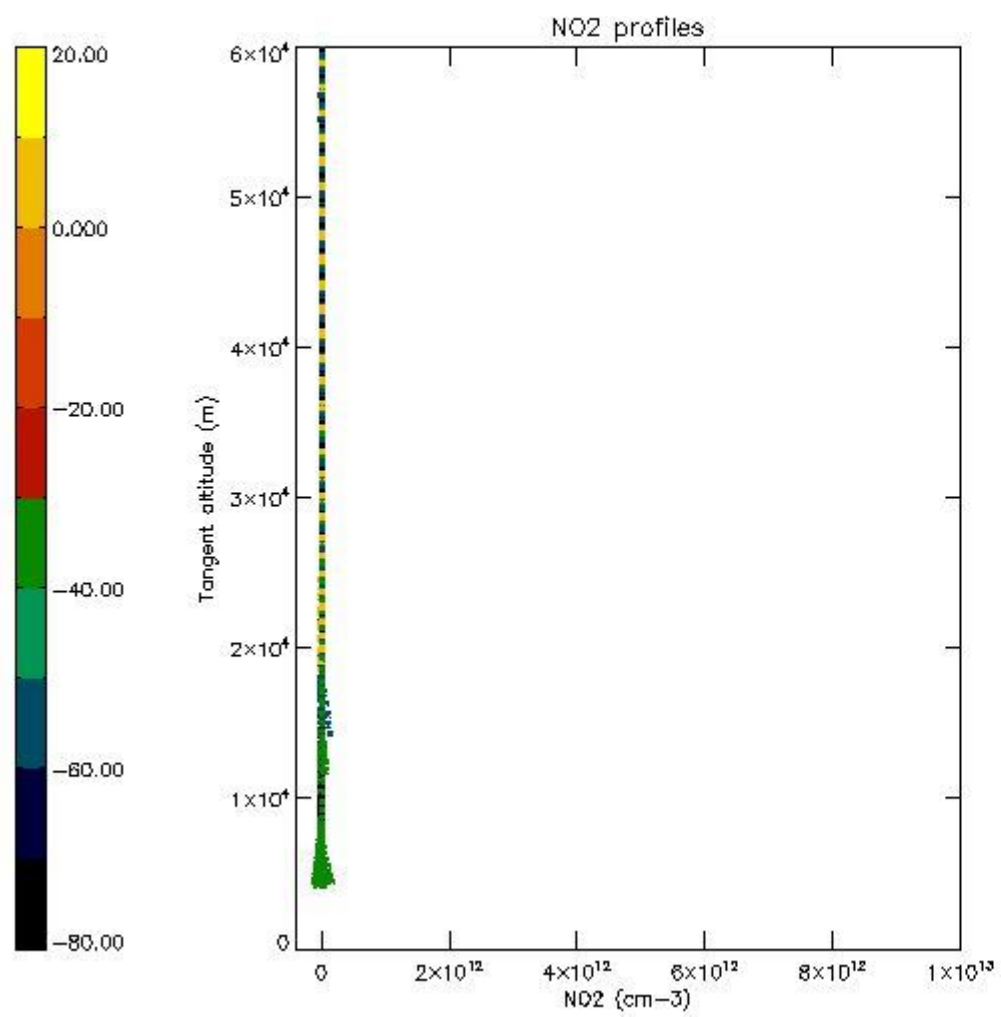
5.5 Plot ozone profiles where STD < 5% (dark without errors)

The colorbar represents the latitude.



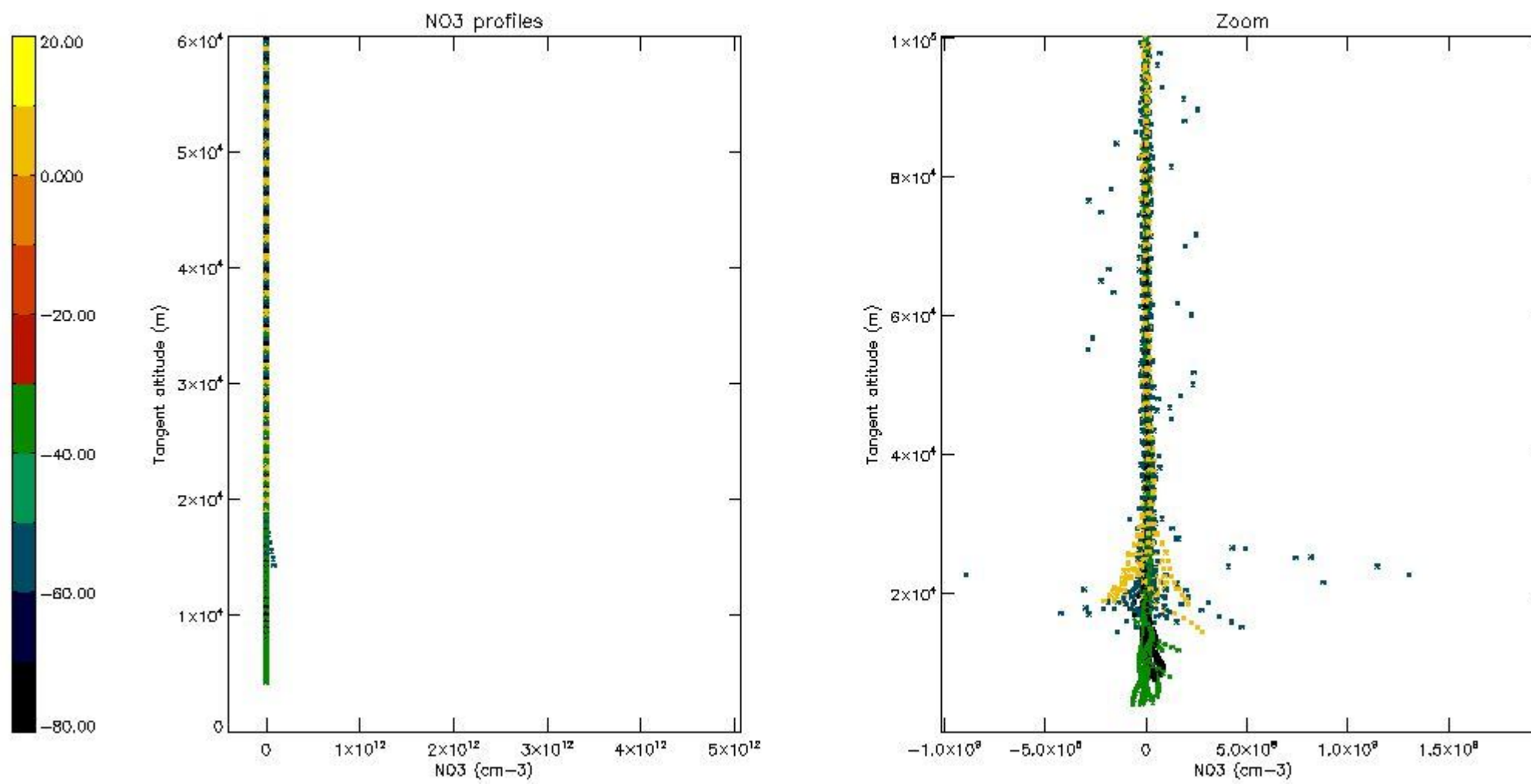
5.6 Plot NO₂ profiles for all STD (dark without errors)

The colorbar represents the latitude.



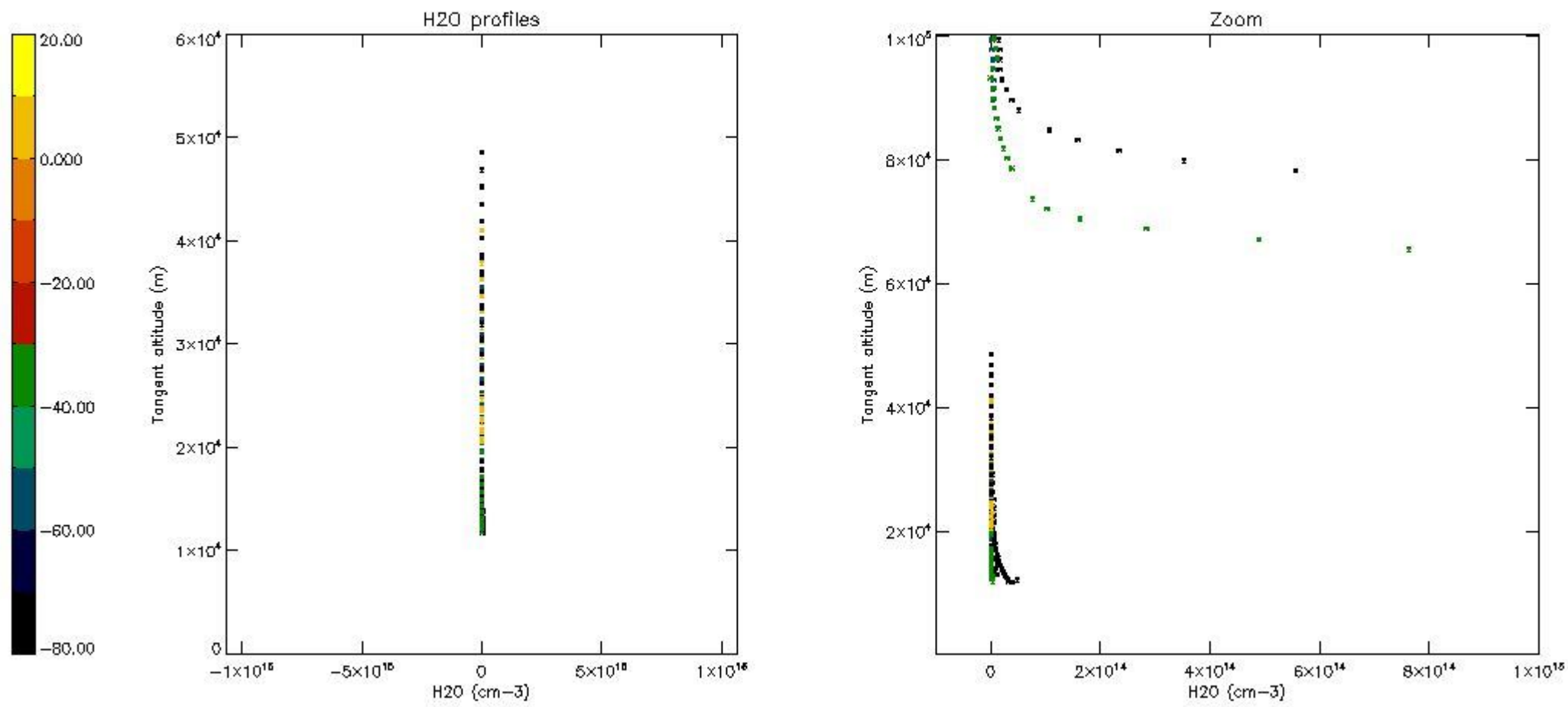
5.7 Plot NO3 profiles for all STD (dark without errors)

The colorbar represents the latitude.



5.8 Plot H2O profiles for all STD (only for occultations of stars 1,2,3,4,13,14,16,26,63 dark without errors)

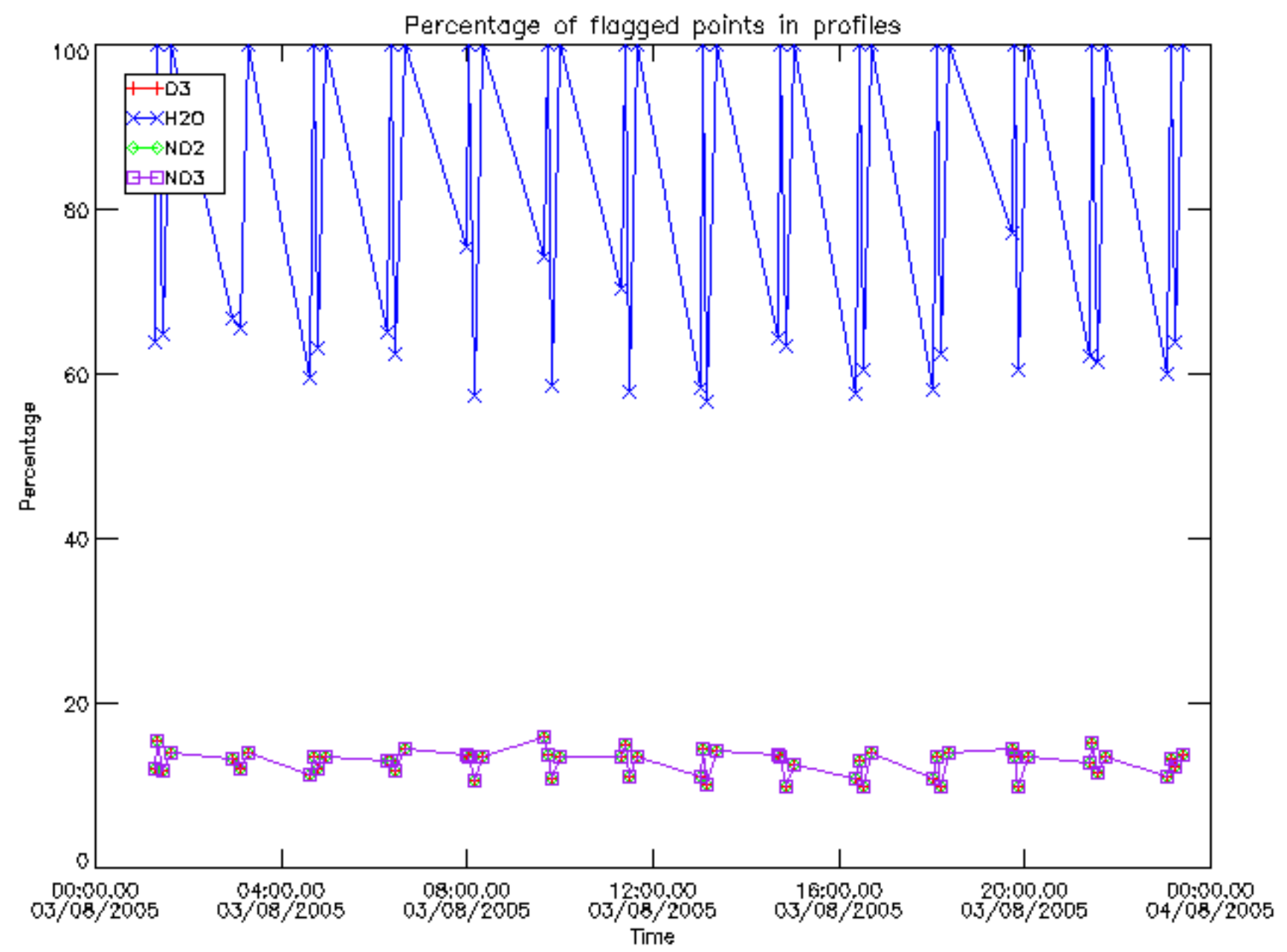
The colorbar represents the latitude.



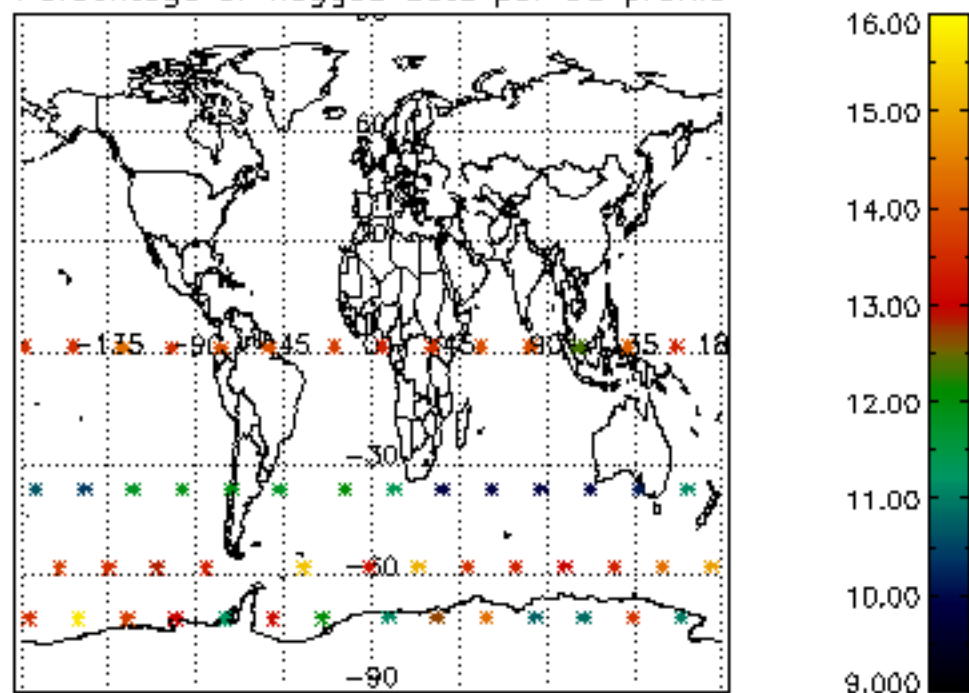
6. Auxiliary Data Files used for the production reported in section 2

The number reported in the third column indicates since which file (see list in section 2) the corresponding auxiliary file has been used. The fourth column is the date of those product files.

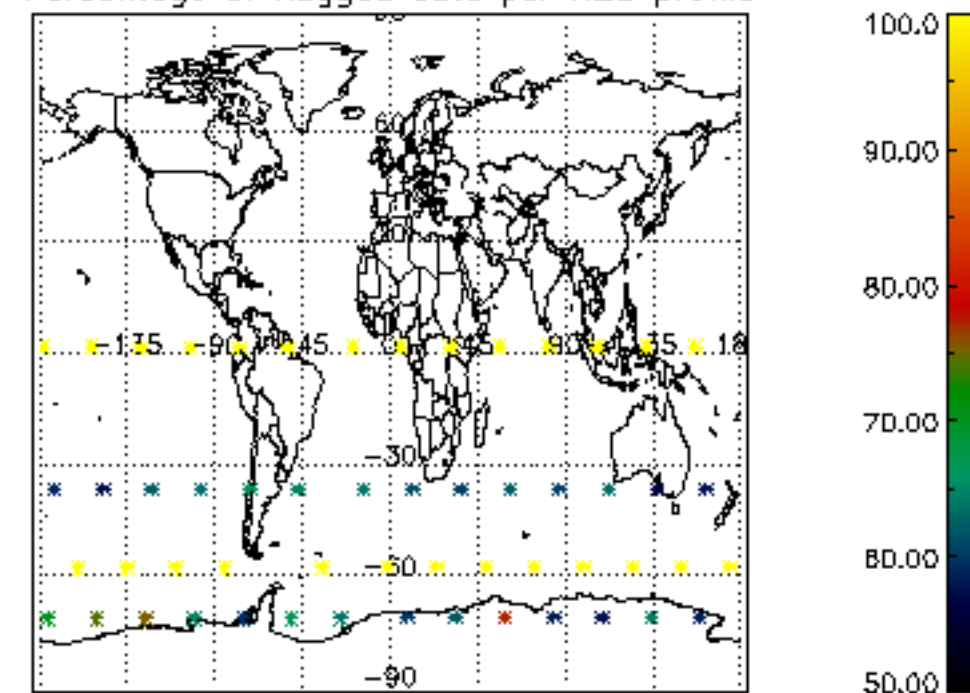
Type	Auxiliary Filename	Used since product	Used since product date
INST_PHYS_CHARACTERISTICS	GOM_INS_AXVIEC20091111_143220_20030716_120000_20500101_000000	1	03-AUG-2005 00:04:14
LEVEL-2_PROC_CONFIG	GOM_PR2_AXVIEC20091111_152718_20020301_000000_20500101_000000	1	03-AUG-2005 00:04:14
CROSS_SECTIONS_FILE	GOM_CRS_AXVIEC20091111_154832_20020301_000000_20500101_000000	1	03-AUG-2005 00:04:14



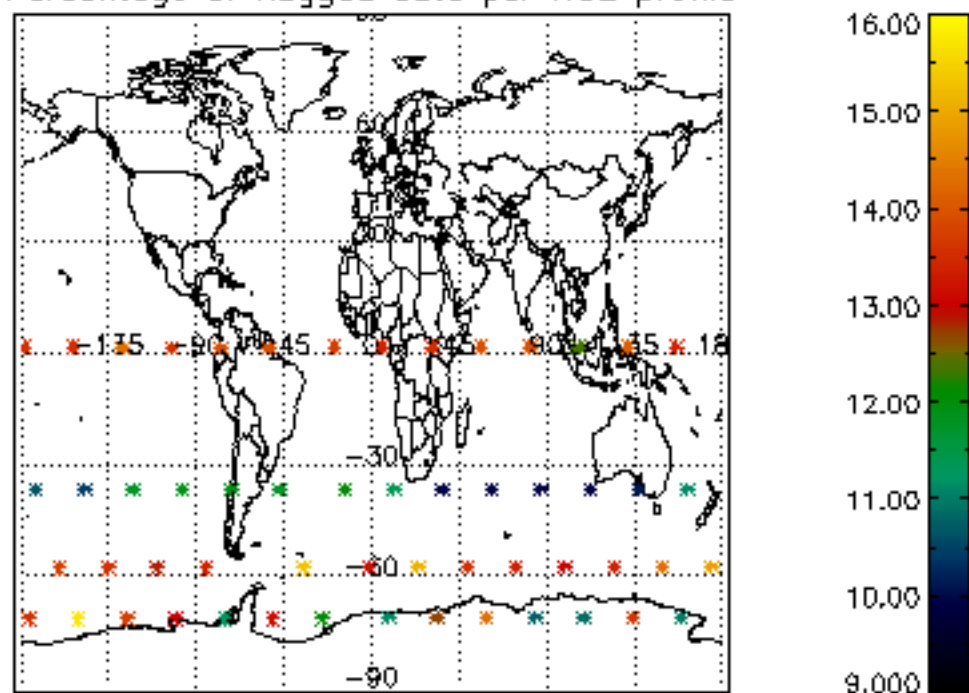
Percentage of flagged data per D3 profile



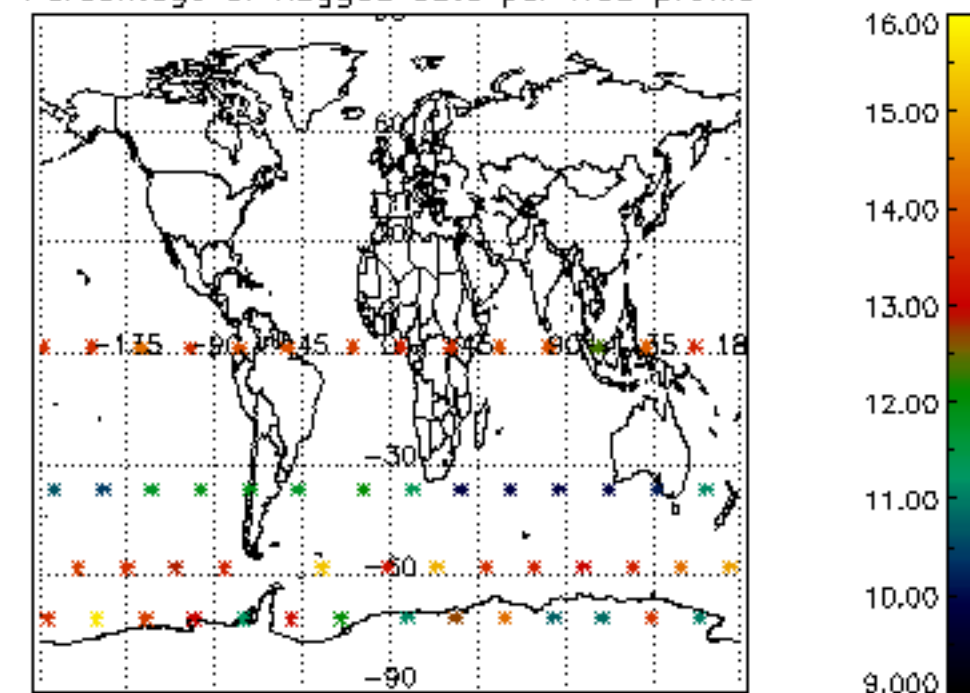
Percentage of flagged data per H2O profile

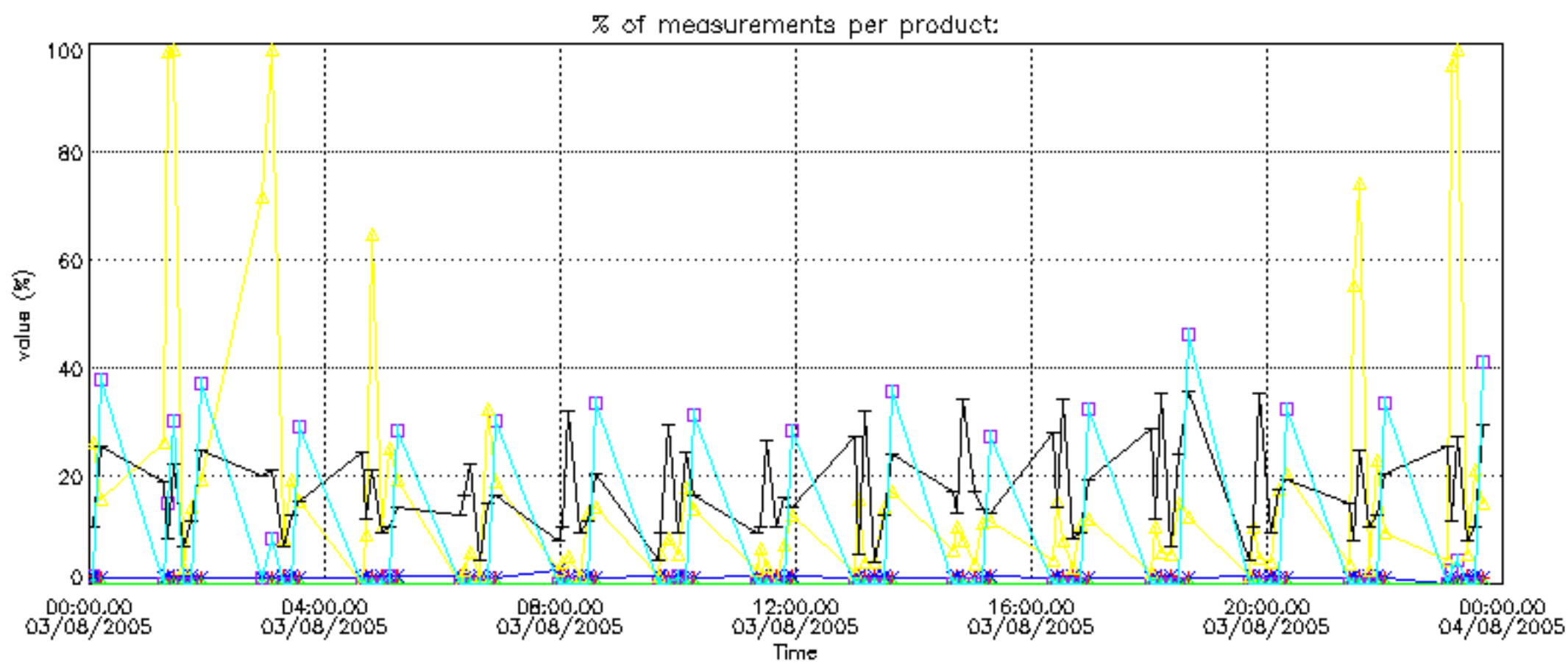


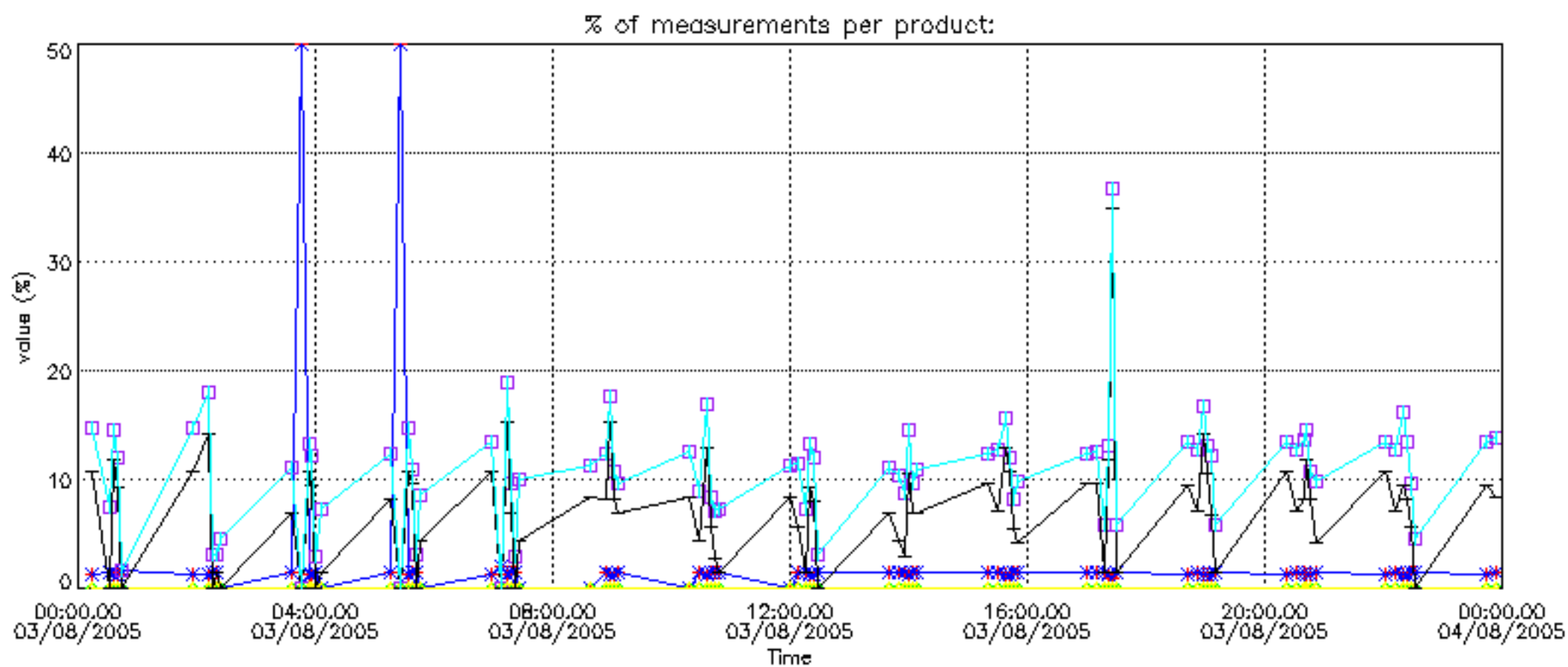
Percentage of flagged data per NO2 profile



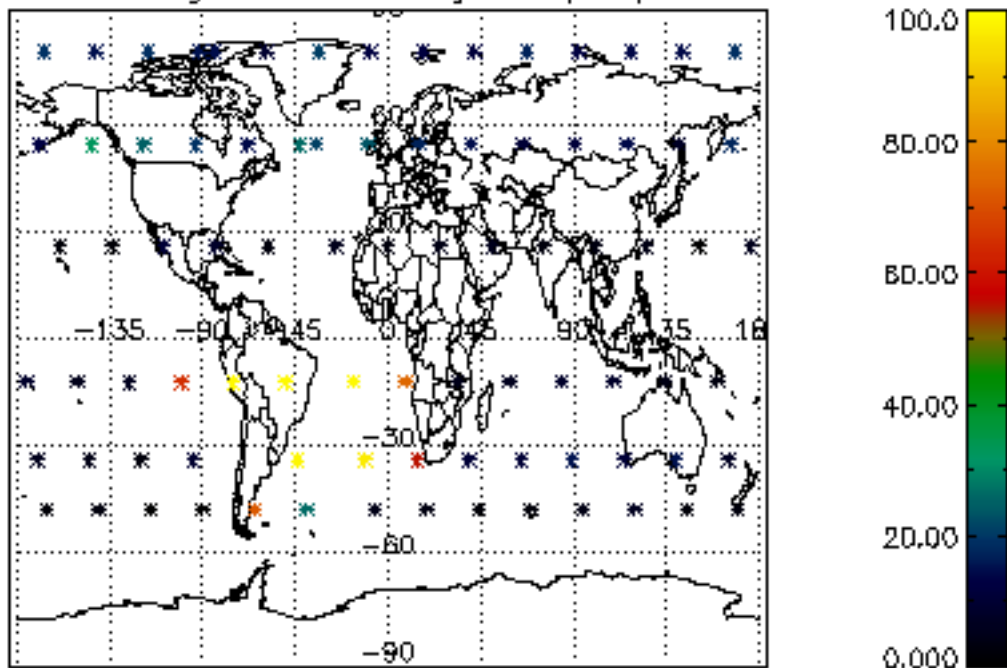
Percentage of flagged data per NO3 profile



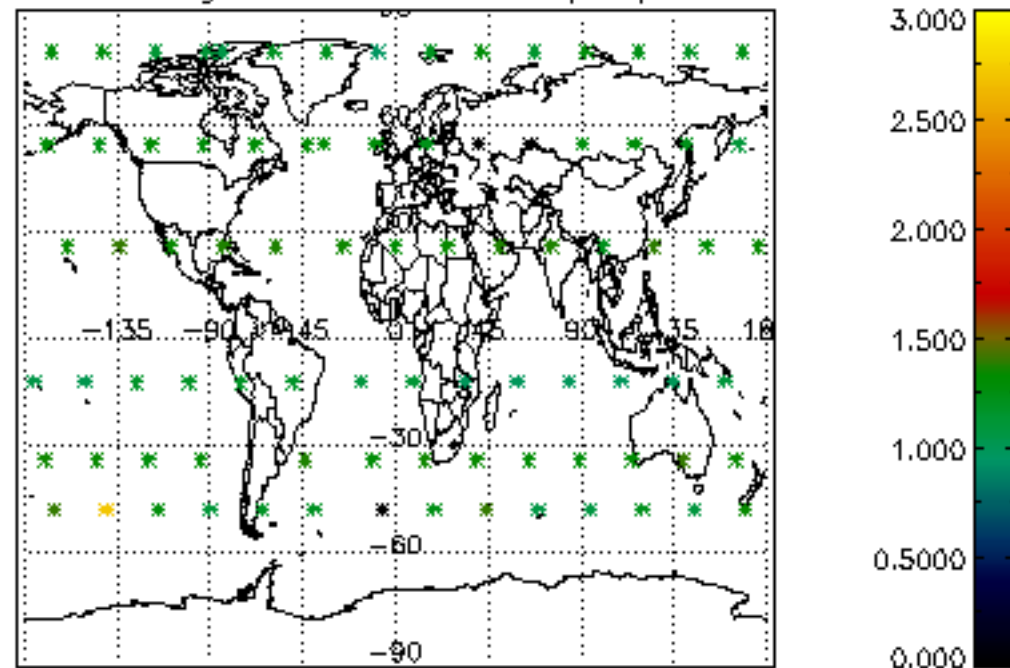




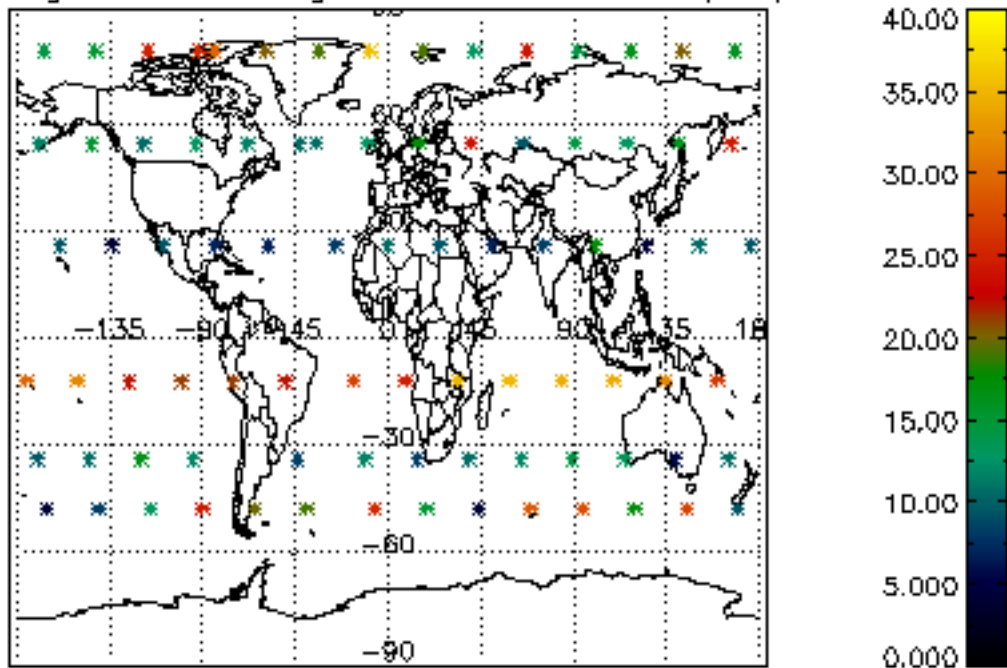
Percentage of cosmic ray hits per profile



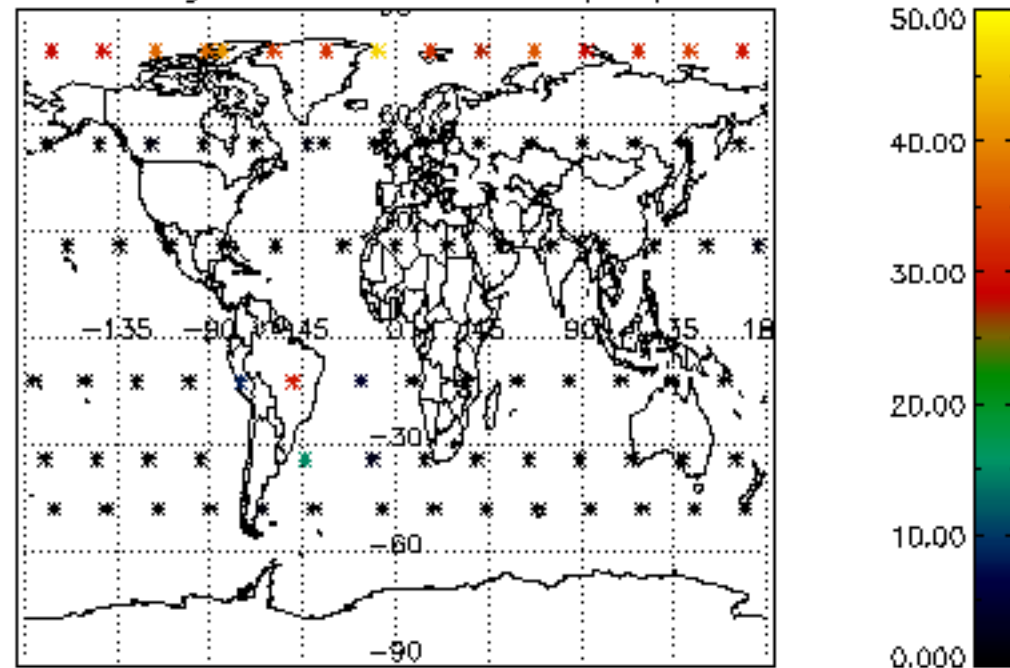
Percentage of datation errors per profile



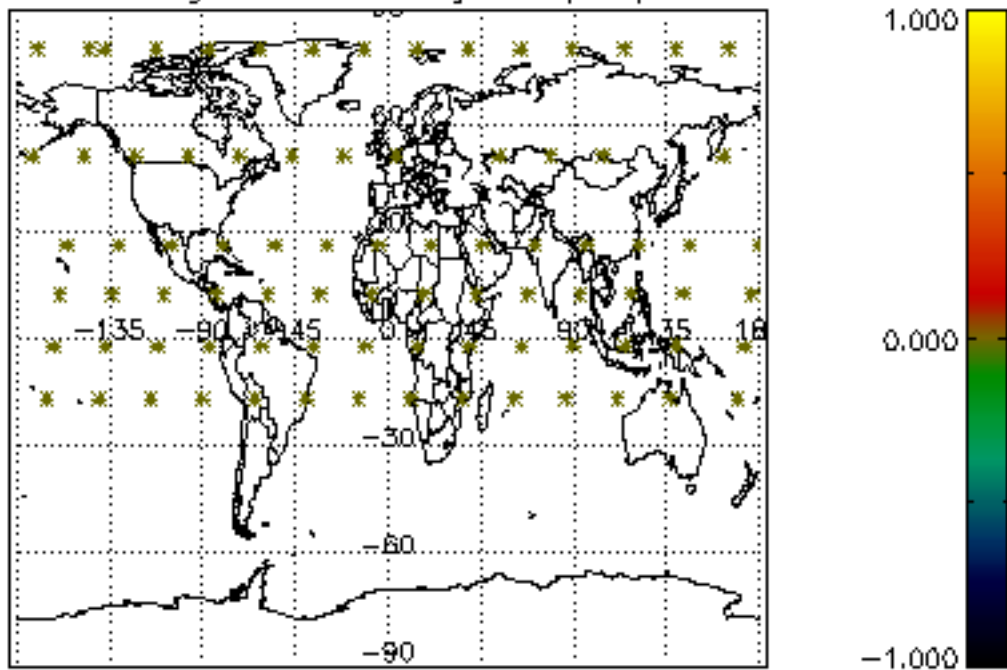
Percentage of star falling outside central band per profile



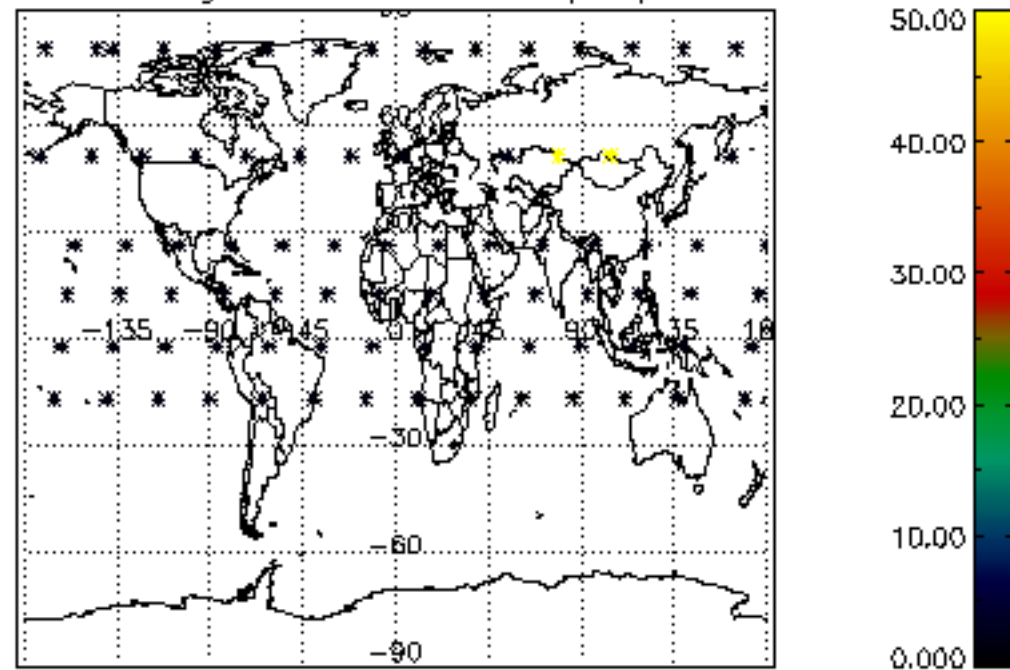
Percentage of saturation errors per profile



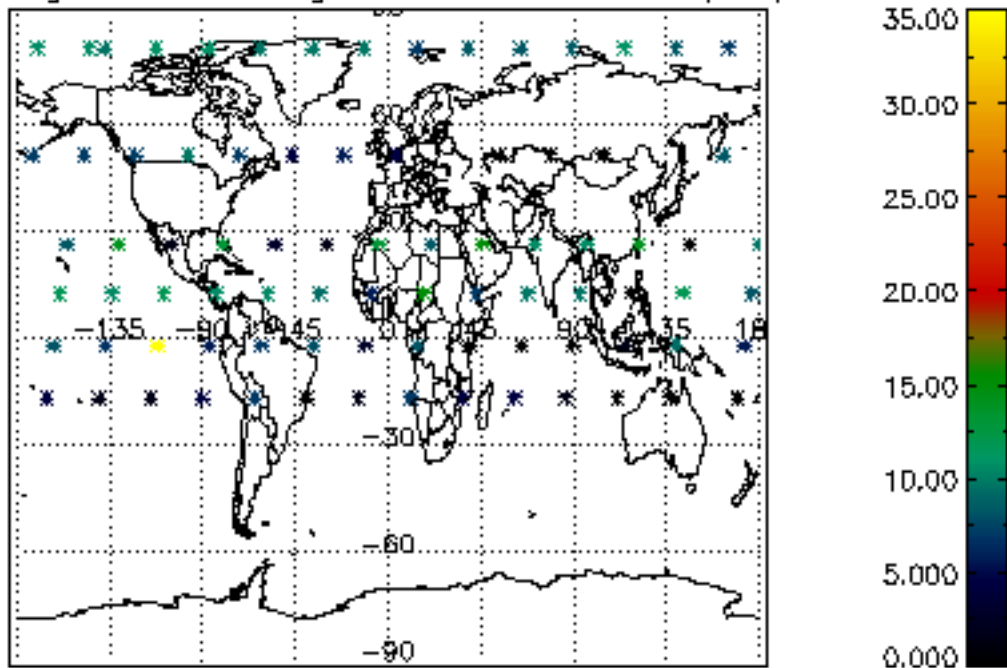
Percentage of cosmic ray hits per profile



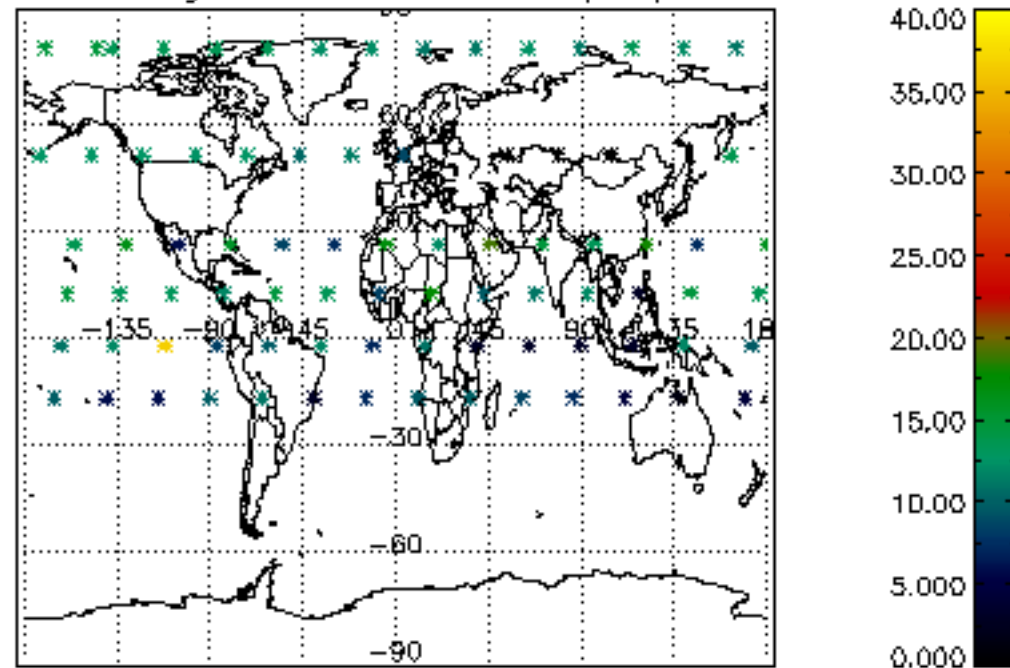
Percentage of datation errors per profile

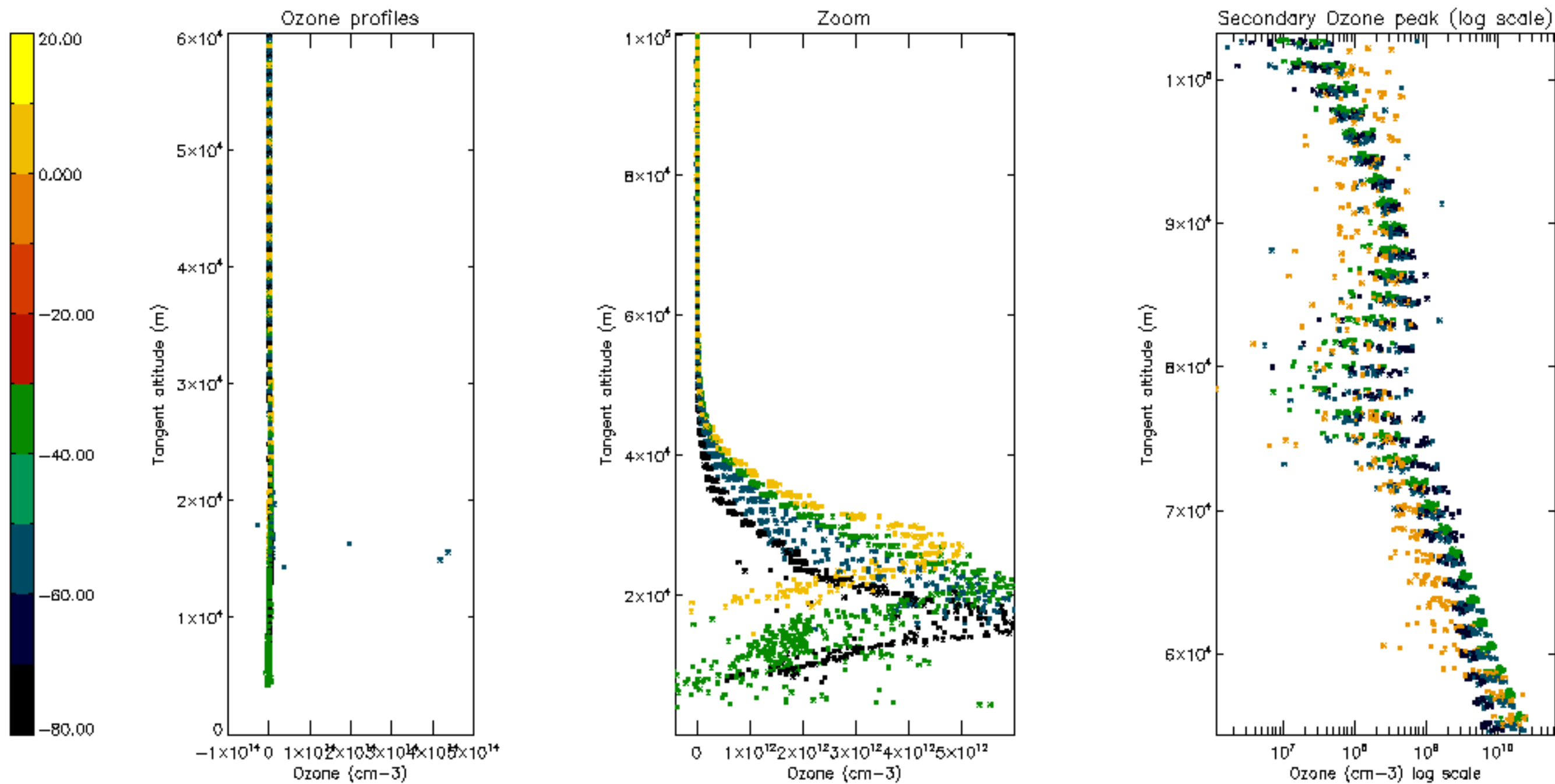


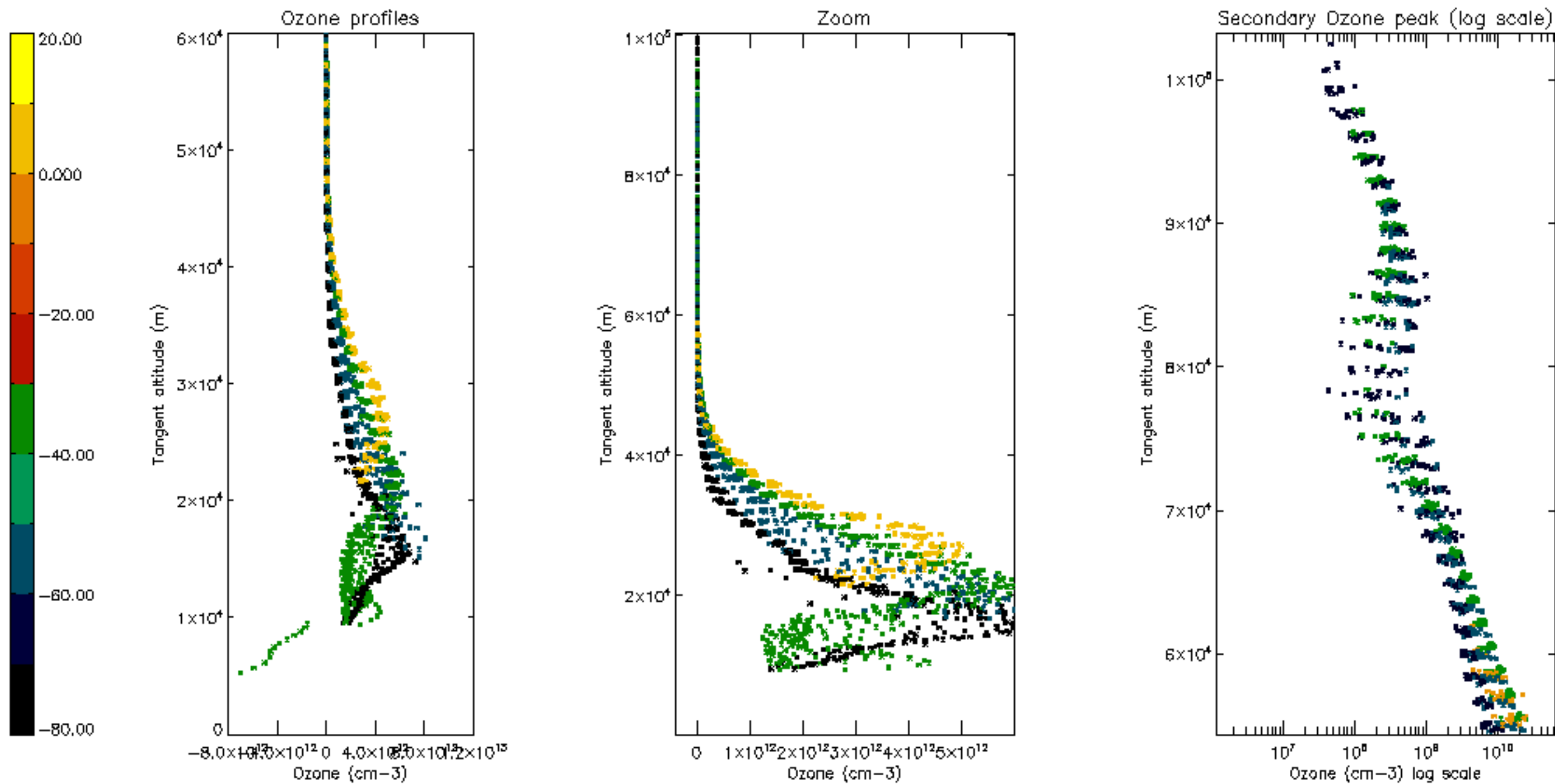
Percentage of star falling outside central band per profile

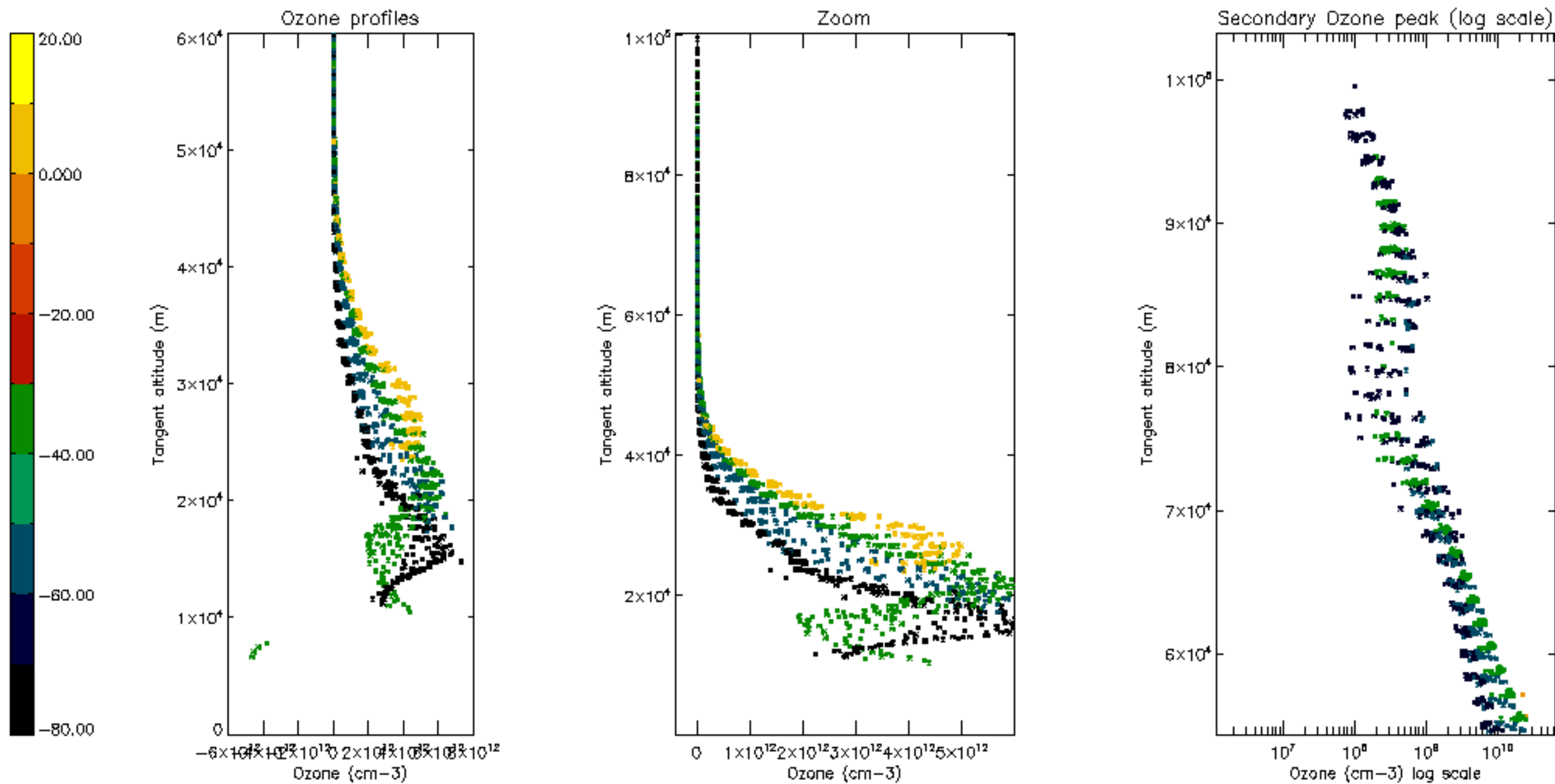


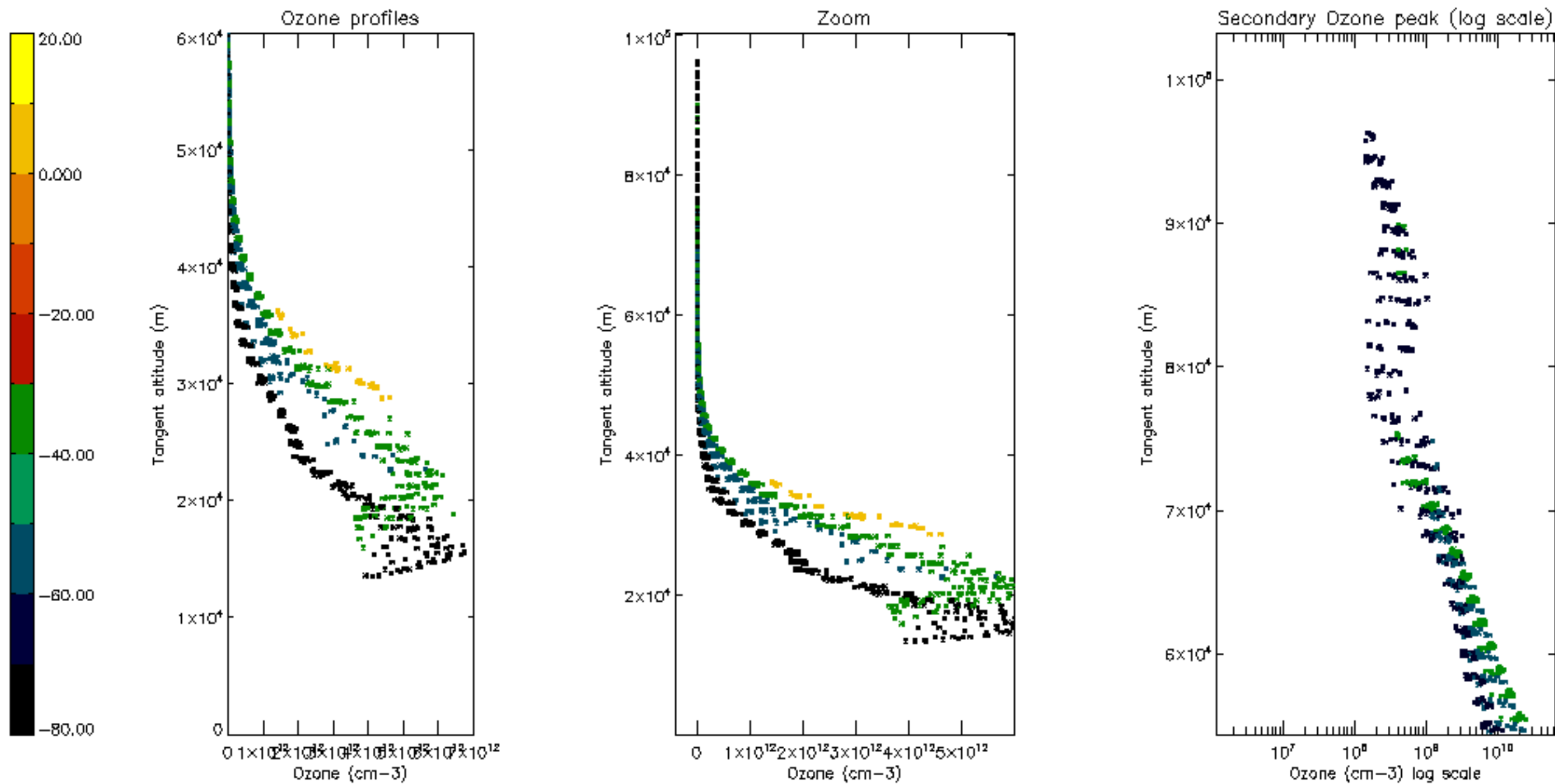
Percentage of saturation errors per profile

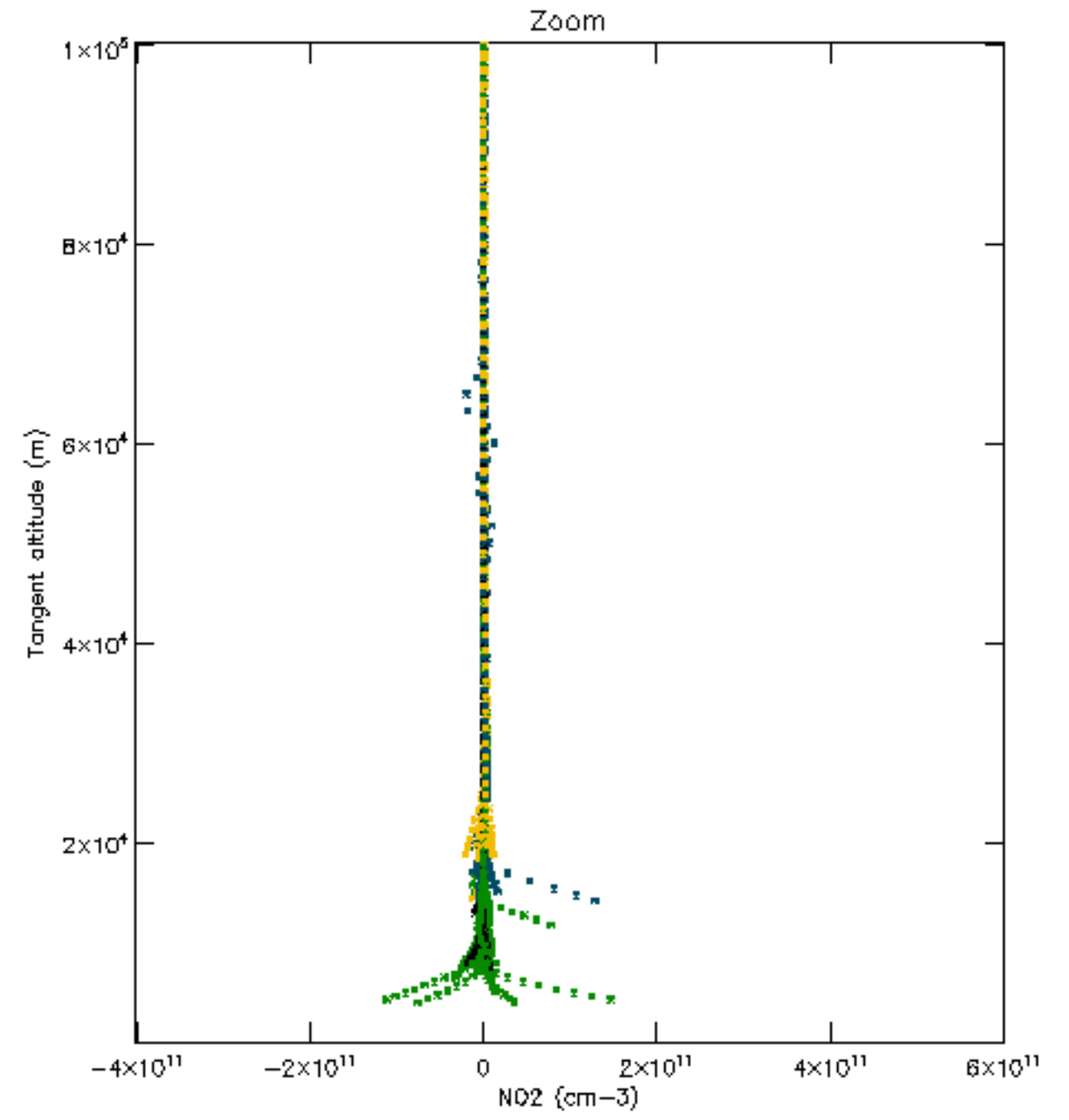
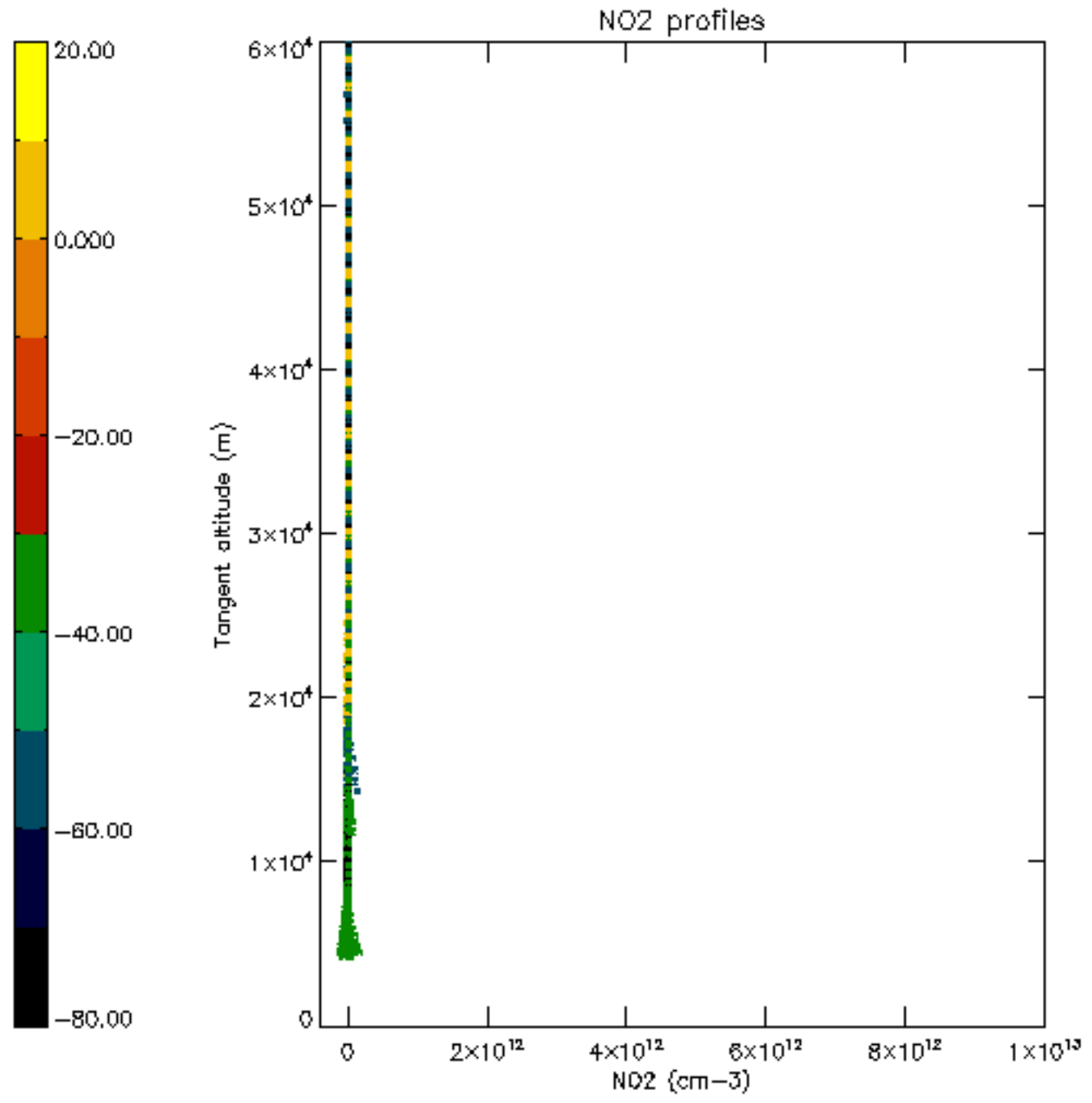


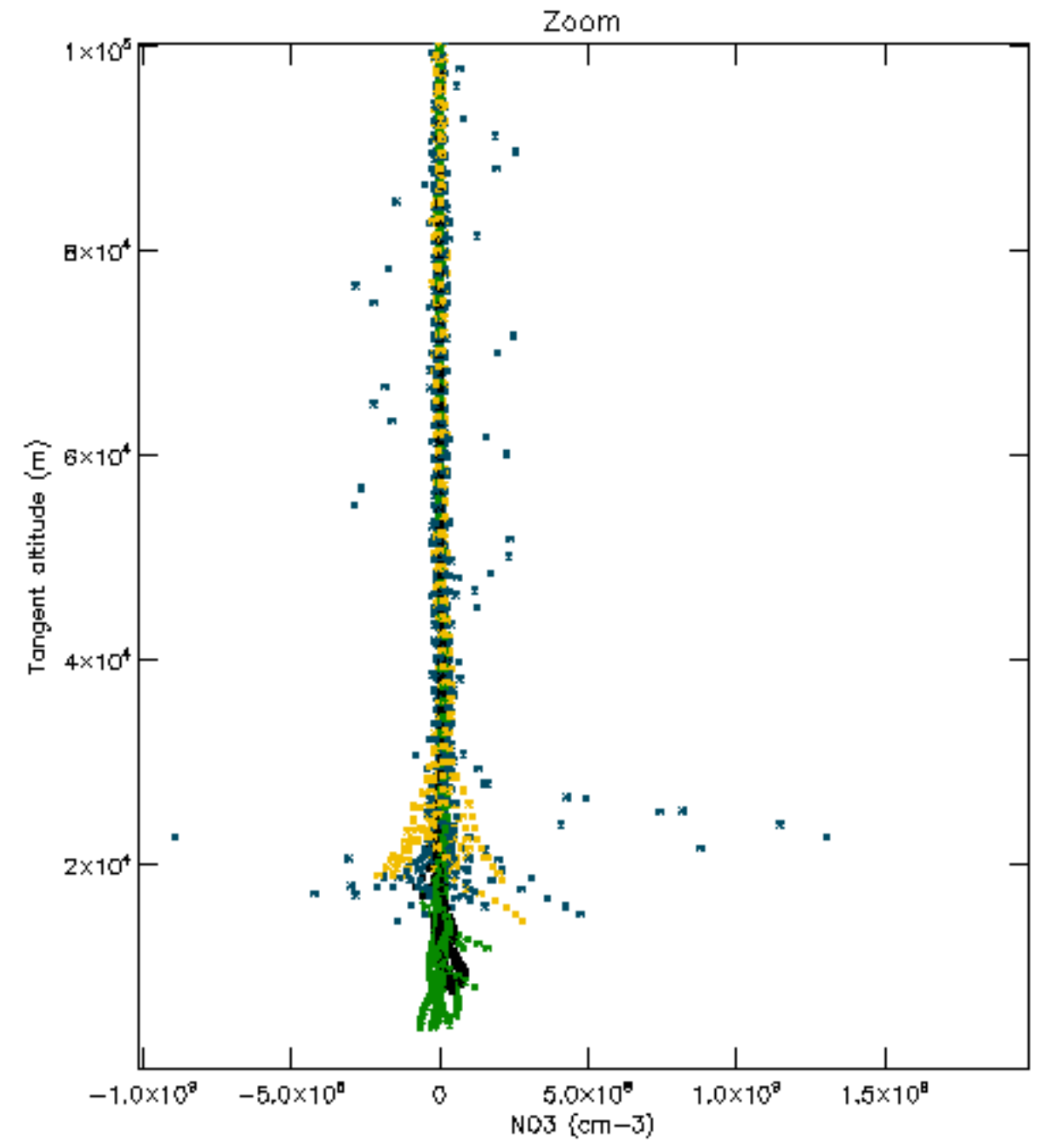
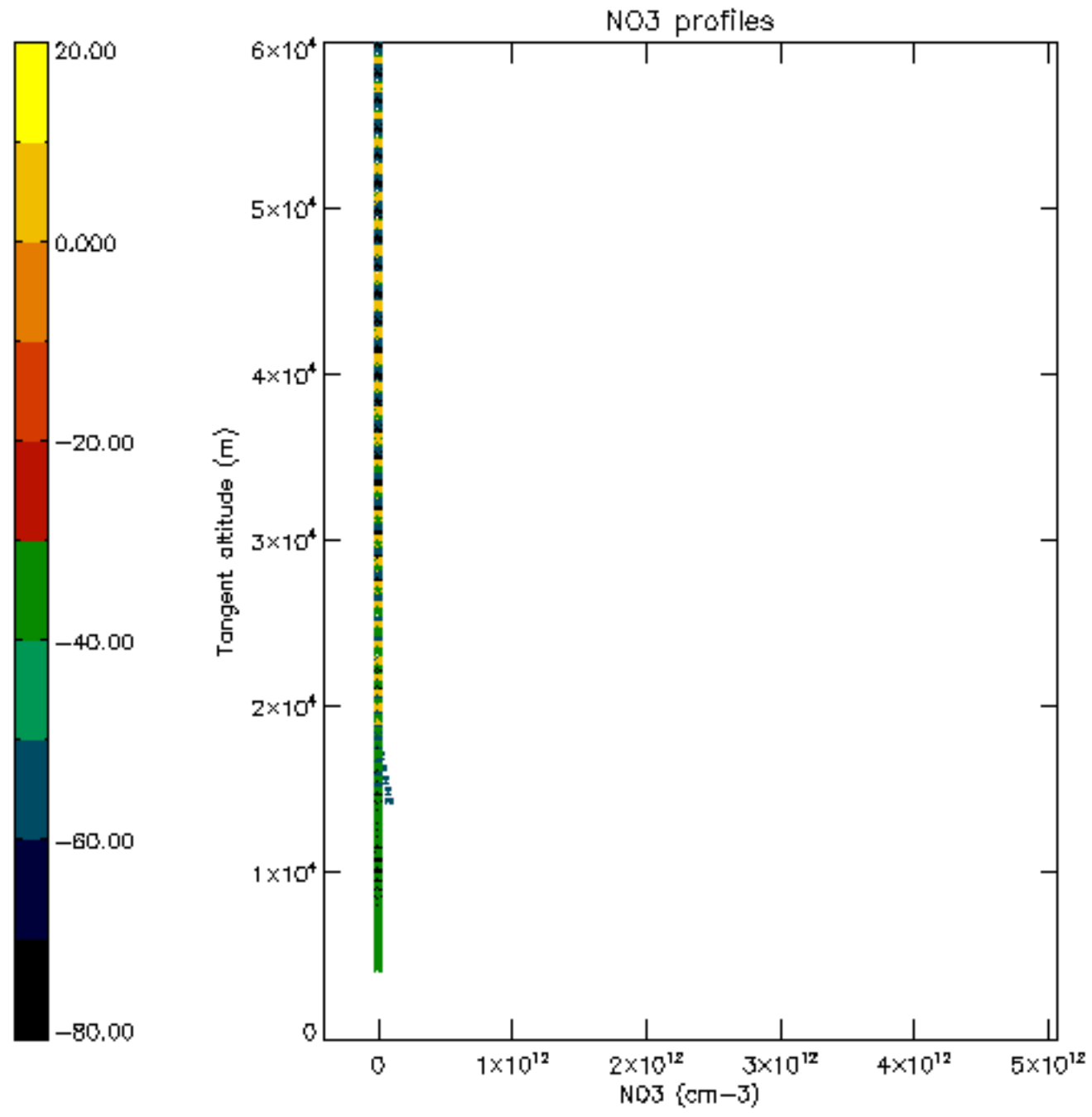


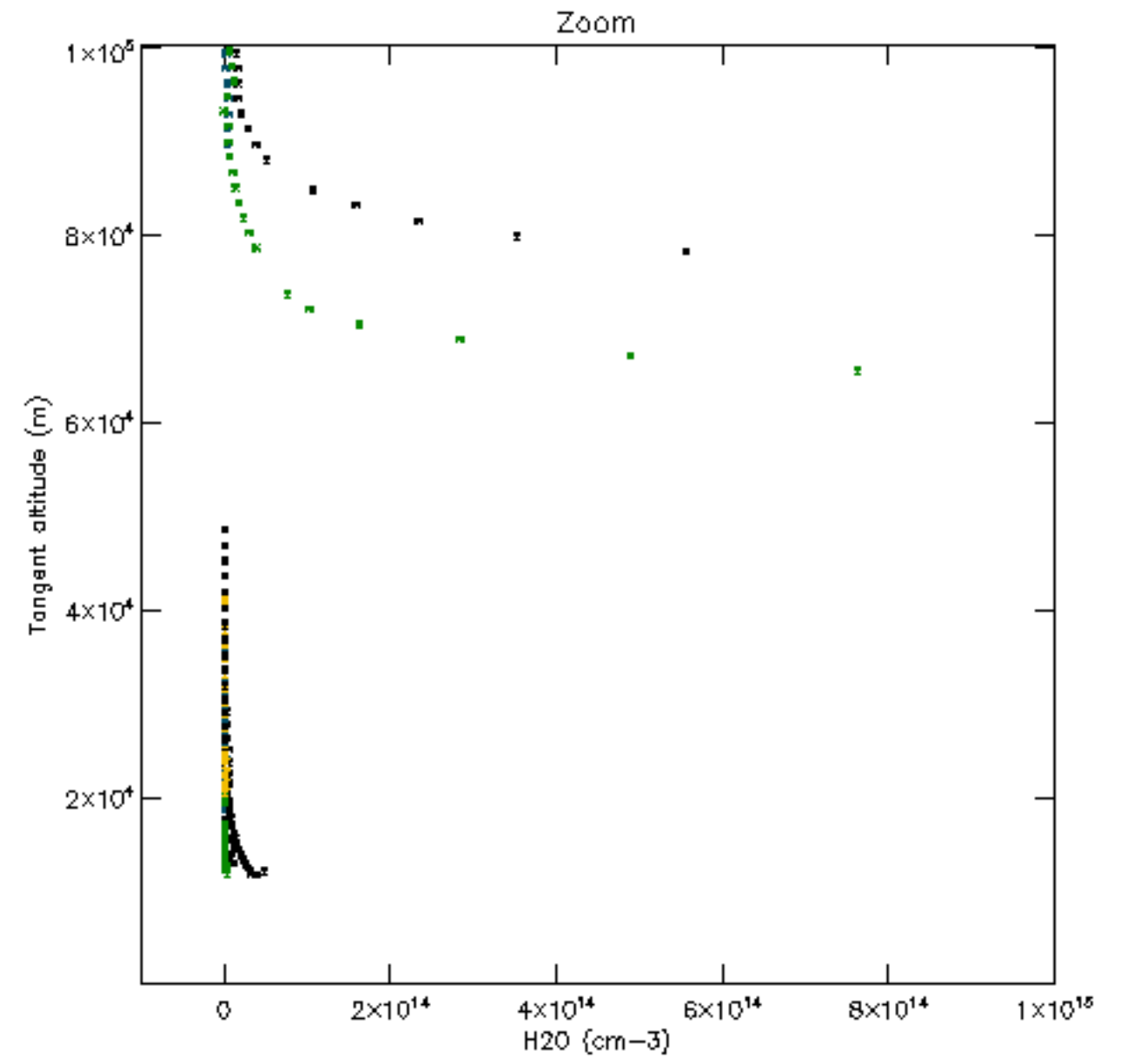
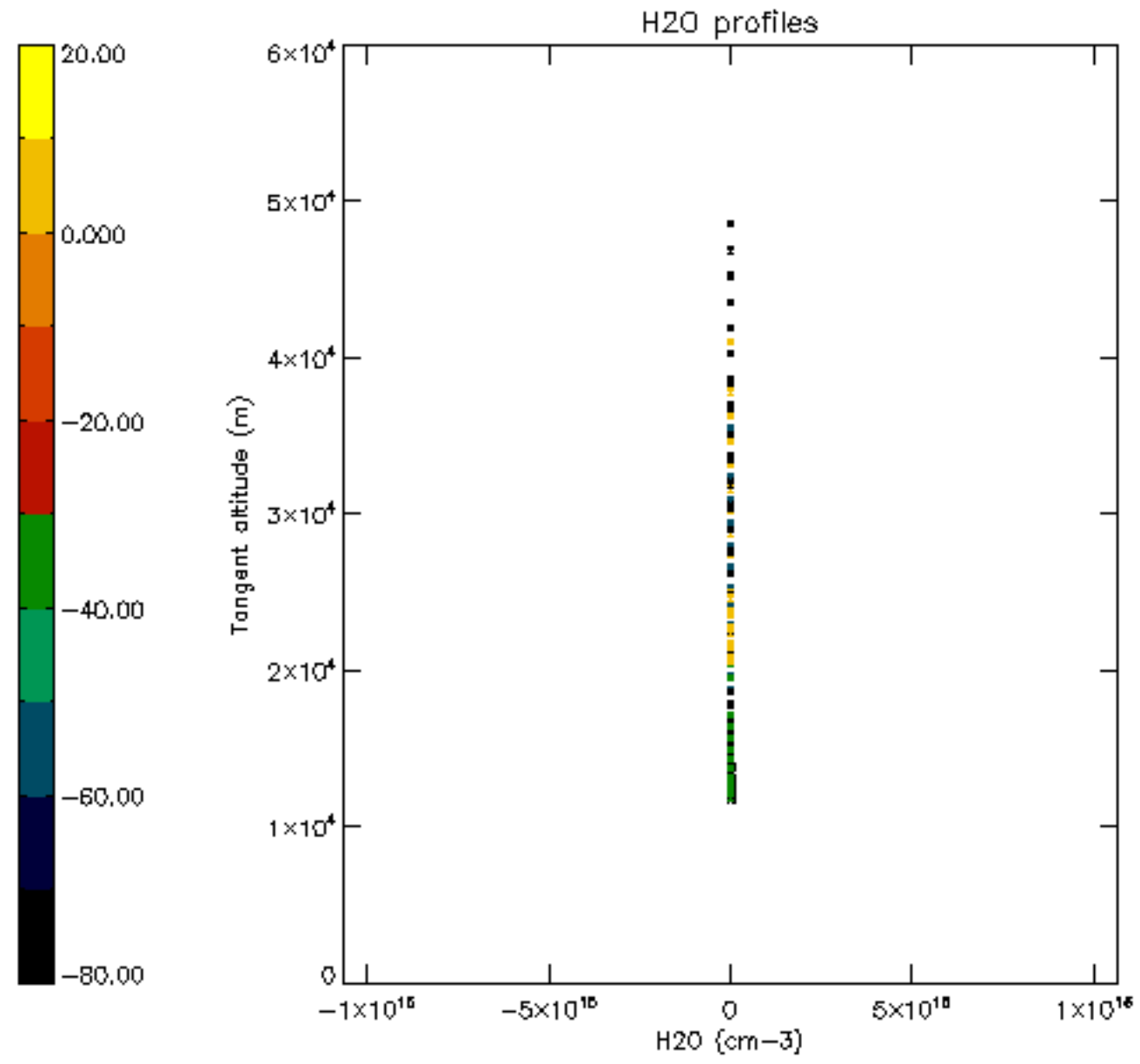


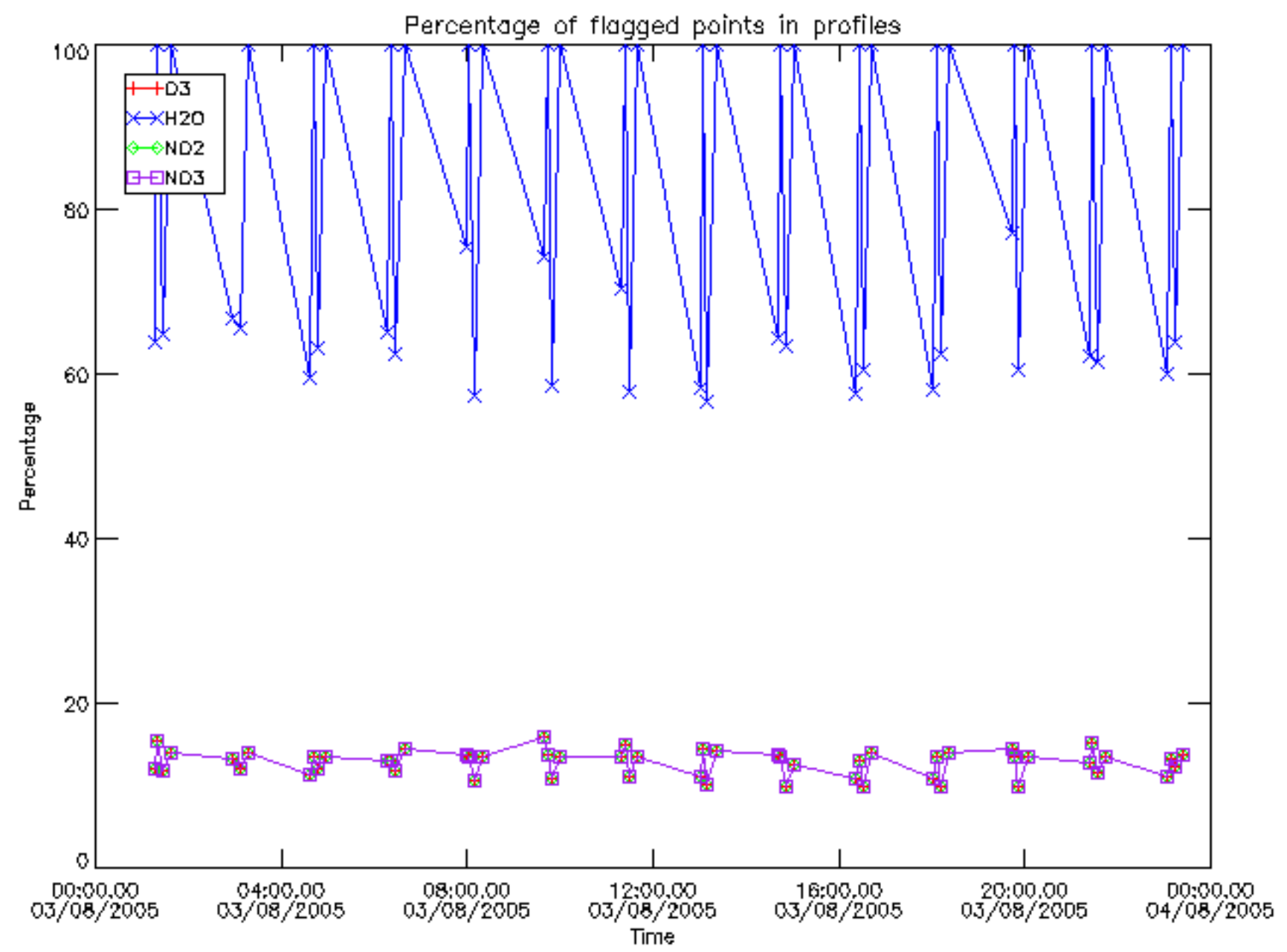




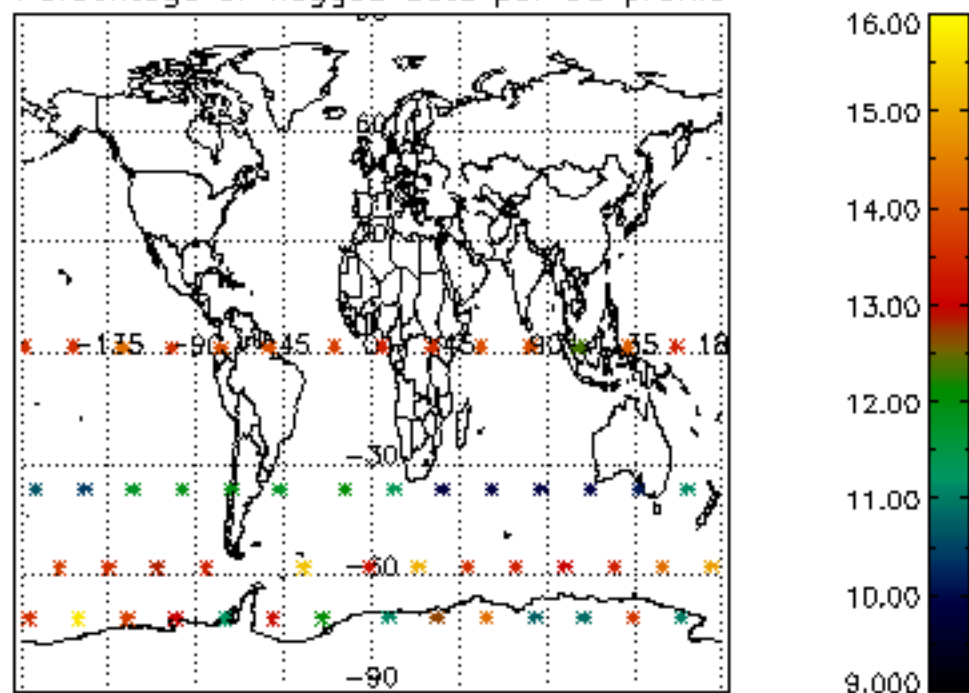




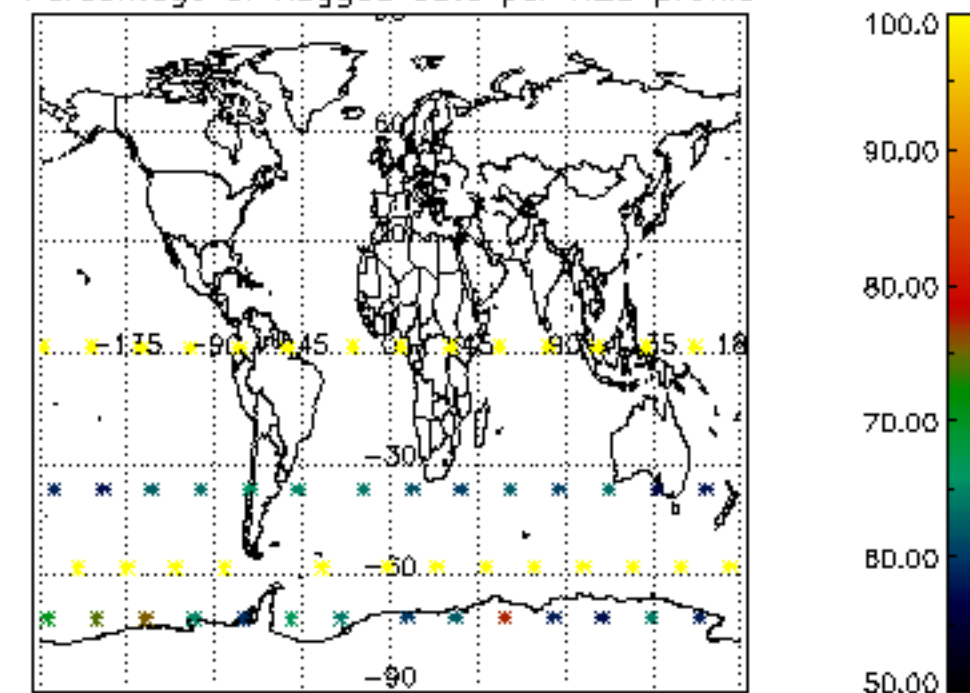




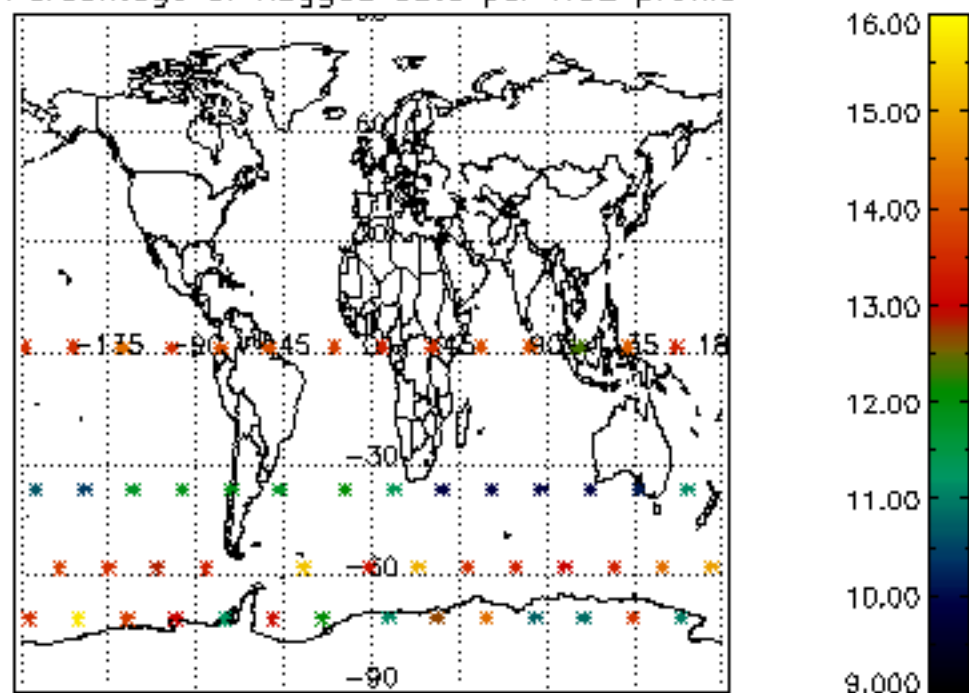
Percentage of flagged data per D3 profile



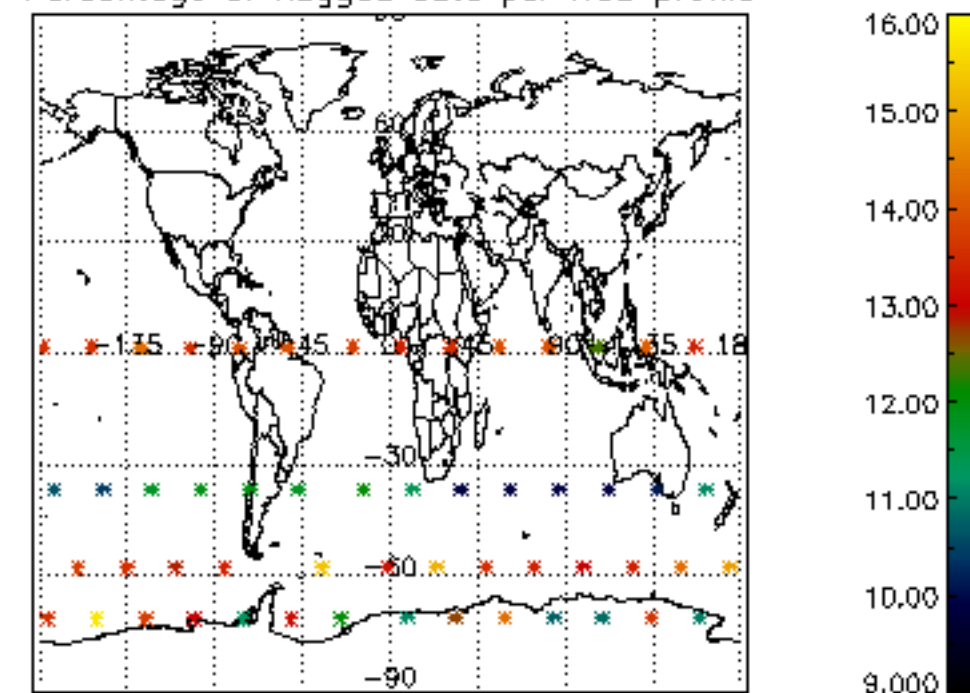
Percentage of flagged data per H2O profile

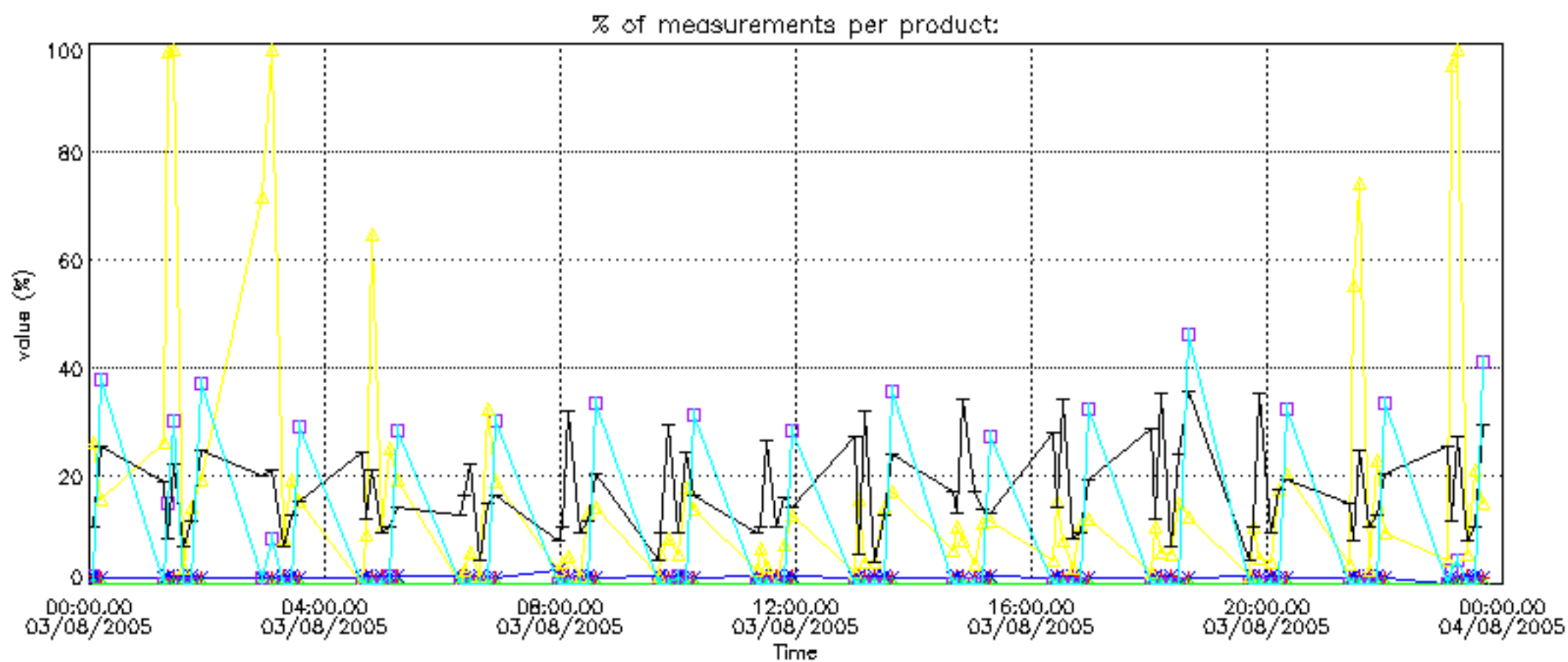


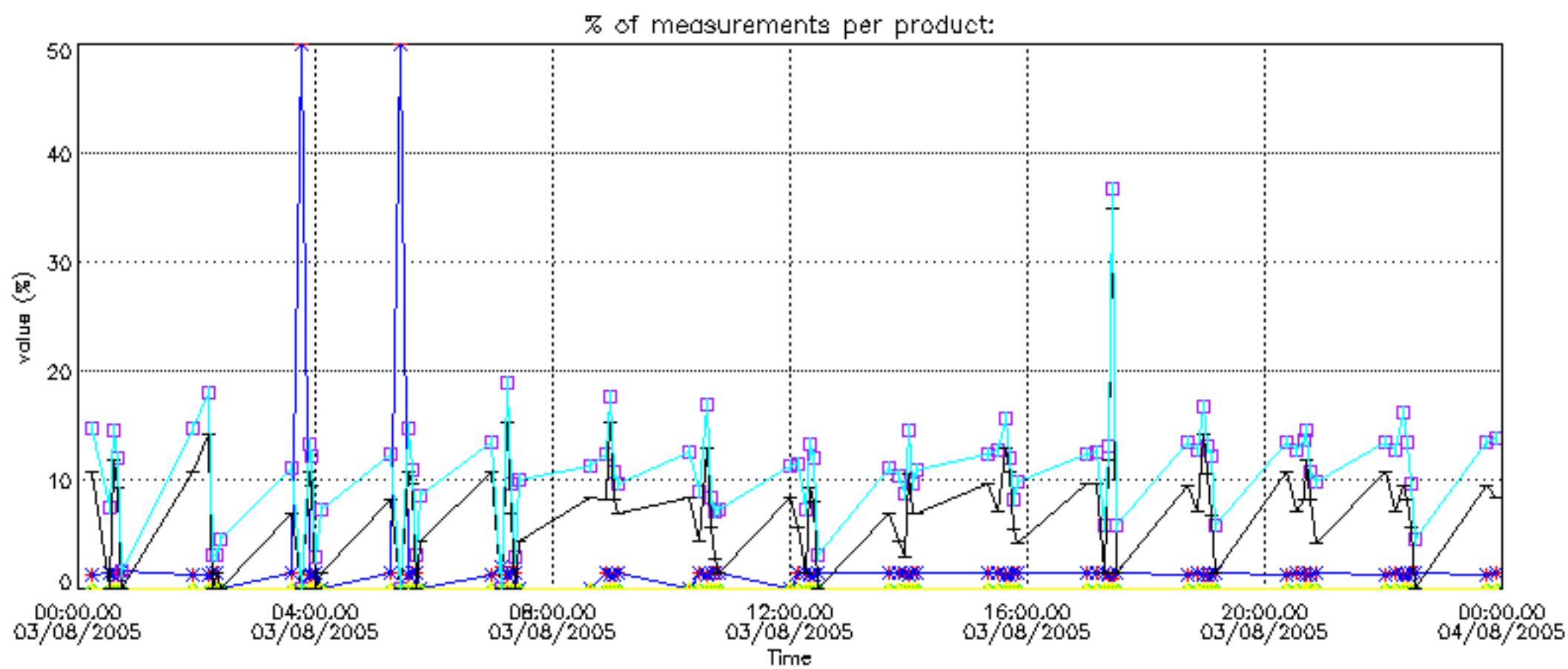
Percentage of flagged data per NO2 profile



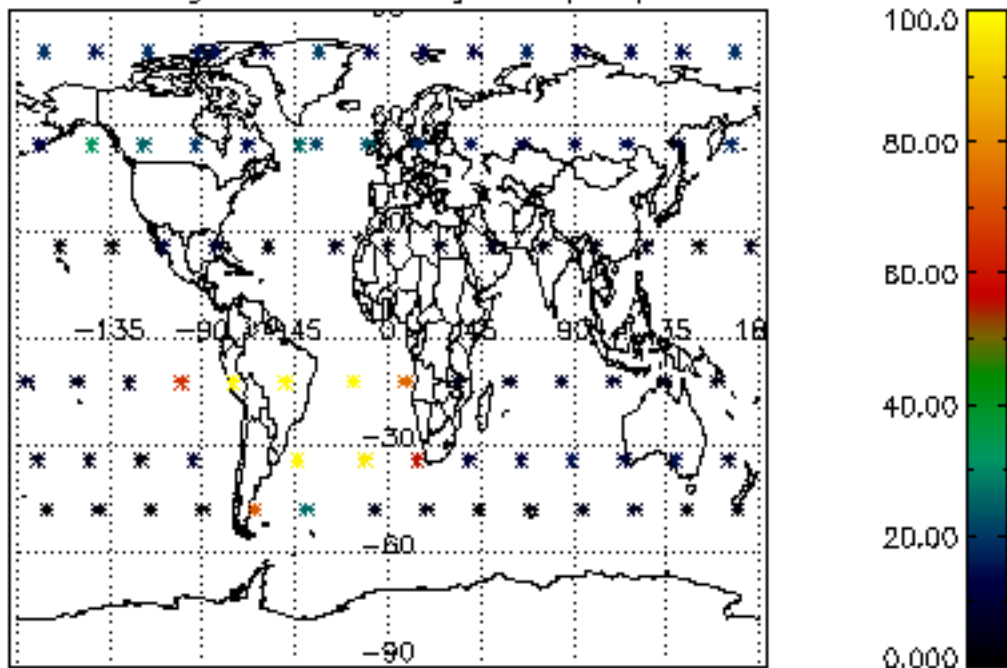
Percentage of flagged data per NO3 profile



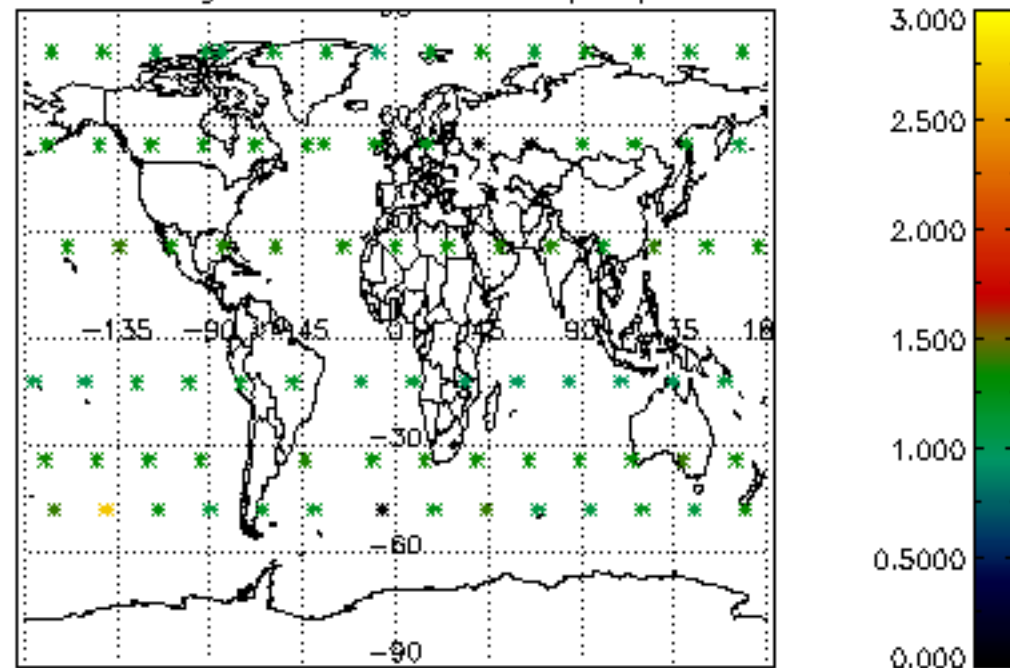




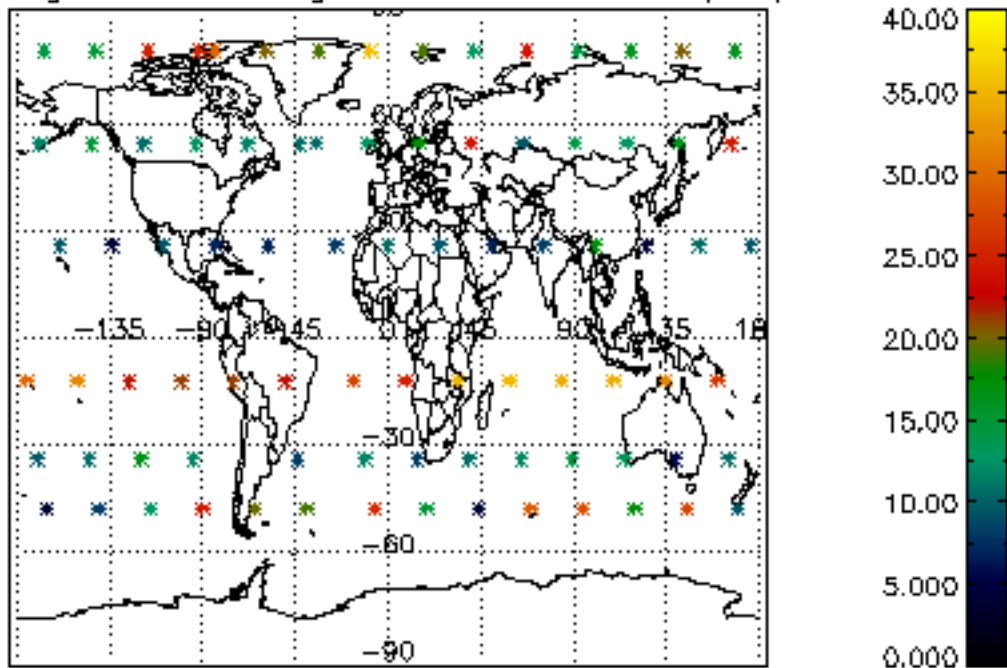
Percentage of cosmic ray hits per profile



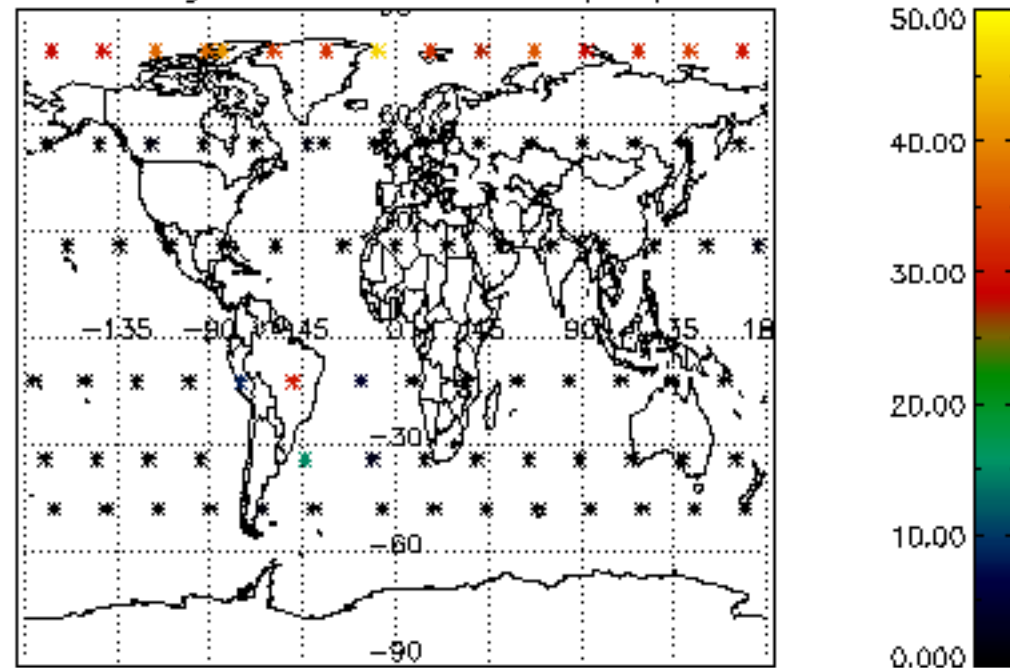
Percentage of datation errors per profile



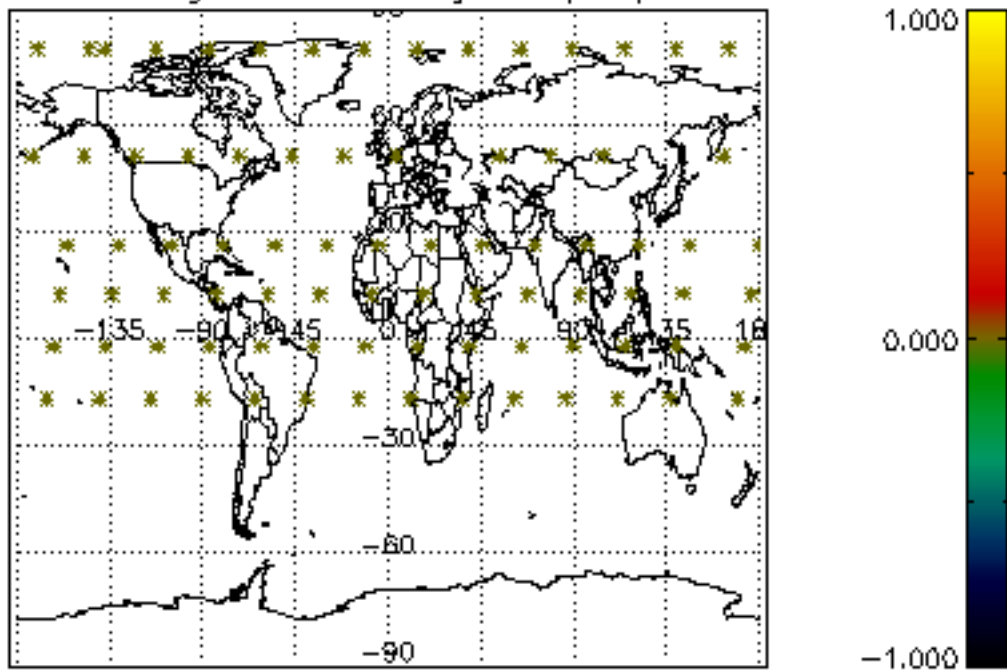
Percentage of star falling outside central band per profile



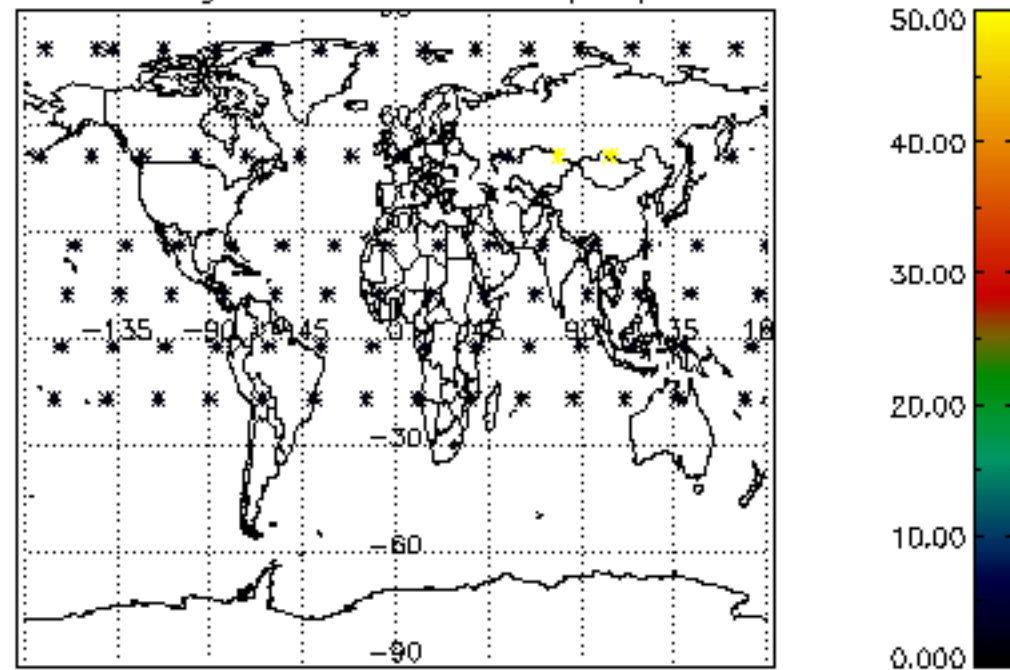
Percentage of saturation errors per profile



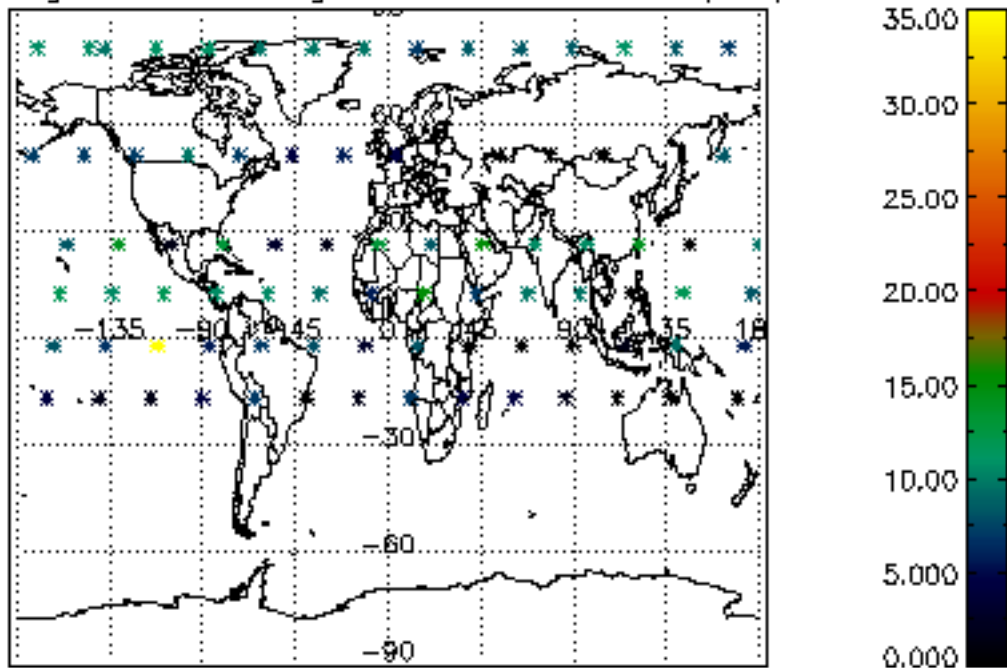
Percentage of cosmic ray hits per profile



Percentage of datation errors per profile



Percentage of star falling outside central band per profile



Percentage of saturation errors per profile

