

GOMOS Level 2 Daily Report

SUMMARY

[1. General Info](#)

[2. Summary of processed GOM_NL_2P products](#)

[3. Level 2 Quality information per product](#)

[3.1 Plot of level 2 quality information per product \(time dependant\)](#)

[3.2 Plot of level 2 quality information per product \(world map\)](#)

[4. Level 1 Quality information per product \(stored on level 2 products\)](#)

[4.1 Plot of level 1 quality information per product \(time dependant\)](#)

[4.1.1 Plot of level 1 quality information per product \(time dependant\): ASCENDING](#)

[4.1.2 Plot of level 1 quality information per product \(time dependant\): DESCENDING](#)

[4.2 Plot of level 1 quality information per product \(world map\)](#)

[4.2.1 Plot of level 1 quality information per product \(world map\): ASCENDING](#)

[4.2.2 Plot of level 1 quality information per product \(world map\): DESCENDING](#)

[5. Ozone profiles based on quality statistics and other trace gas profiles](#)

[5.1 Ozone statistics based on quality of products](#)

[5.2 Plot ozone profiles for all STD \(dark without errors\)](#)

[5.3 Plot ozone profiles where STD < 20% \(dark without errors\)](#)

[5.4. Plot ozone profiles where STD < 10% \(dark without errors\)](#)

[5.5. Plot ozone profiles where STD < 5% \(dark without errors\)](#)

[5.6 Plot NO2 profiles for all STD \(dark without errors\)](#)

[5.7 Plot NO3 profiles for all STD \(dark without errors\)](#)

[5.8 Plot H2O profiles \(only for occultations of stars 1,2,3,4,13,14,16,26,63 dark without errors\) for all STD](#)

[6. Auxiliary Data Files used for the production reported in section 2](#)

This report presents the daily analysis on parameters extracted from GOMOS level 2 data (GOM_NL__2P). It is intended to monitor some important parameters that will impact the quality of these products. A list of level 2 products (and content) that have arrived during the reporting day to the PCF is also given.

Item	Value
Time of report generation	18APR2013 10:17:35
Data source version	GOMOS/6.01
Start time of products	02-08-2005 (02AUG2005 00:00:00)
Stop time of products	03-08-2005 (03AUG2005 00:00:00)
Store outputs in DB	Yes
Nb of level 2 prods	157
Nb of prods with errors	0

2. Summary of processed GOM_NL__2P products.

Nr	Filename	UTC Start time	Limb	Duration	Star Id	Star Name	Star Mag	Star Temp	Nb Meas	Orbit	Prod. error
1	GOM_NL__2PRFIN20050802_000702_000000432039_00302_17891_5725.N1	02-AUG-2005 00:07:02	Dark	43.000	1	9Alp CMa	-1.4400	11000.	86	17891	No
2	GOM_NL__2PRFIN20050802_001056_000000392039_00302_17891_5726.N1	02-AUG-2005 00:10:56	Dark	39.000	177	1Zet CMa	3.0220	26000.	78	17891	No
3	GOM_NL__2PRFIN20050802_001706_000000442039_00302_17891_5727.N1	02-AUG-2005 00:17:06	Dark	43.500	2	Alp Car	-0.73600	7000.0	87	17891	No
4	GOM_NL__2PRFIN20050802_002742_000000372039_00303_17892_5493.N1	02-AUG-2005 00:27:42	Dark	36.500	135	Bet Hyi	2.8200	5800.0	73	17892	No
5	GOM_NL__2PRFIN20050802_003548_000000402039_00303_17892_5494.N1	02-AUG-2005 00:35:48	Straylight	40.000	45	Alp Pav	1.9400	26000.	80	17892	No
6	GOM_NL__2PRFIN20050802_004409_000000432039_00303_17892_5495.N1	02-AUG-2005 00:44:09	Bright	42.500	103	38Zet Sgr	2.6000	9700.0	85	17892	No
7	GOM_NL__2PRFIN20050802_004631_000000372039_00303_17892_5496.N1	02-AUG-2005 00:46:31	Bright	37.000	155	41Pi Sgr	2.9000	6600.0	74	17892	No
8	GOM_NL__2PRFIN20050802_010324_000000352039_00303_17892_5497.N1	02-AUG-2005 01:03:24	Bright	34.500	5	3Alp Lyr	0.033000	11000.	69	17892	No
9	GOM_NL__2PRFIN20050802_010712_000000362039_00303_17892_5498.N1	02-AUG-2005 01:07:12	Bright	36.000	69	33Gam Dra	2.2310	3800.0	72	17892	No
10	GOM_NL__2PRFIN20050802_011115_000000332039_00303_17892_5499.N1	02-AUG-2005 01:11:15	Bright	33.000	119	14Eta Dra	2.7270	4700.0	66	17892	No
11	GOM_NL__2PRFIN20050802_011523_000000362039_00303_17892_5500.N1	02-AUG-2005 01:15:23	Bright	35.500	60	7Bet UMi	2.0810	3950.0	71	17892	No
12	GOM_NL__2PRFIN20050802_014738_000000482039_00303_17892_5501.N1	02-AUG-2005 01:47:38	Dark	47.500	1	9Alp CMa	-1.4400	11000.	95	17892	No
13	GOM_NL__2PRFIN20050802_015132_000000382039_00303_17892_5502.N1	02-AUG-2005 01:51:32	Dark	38.000	177	1Zet CMa	3.0220	26000.	76	17892	No
14	GOM_NL__2PRFIN20050802_015742_000000432039_00303_17892_5503.N1	02-AUG-2005 01:57:42	Dark	42.500	2	Alp Car	-0.73600	7000.0	85	17892	No
15	GOM_NL__2PRFIN20050802_020819_000000382039_00304_17893_5494.N1	02-AUG-2005 02:08:19	Dark	38.000	135	Bet Hyi	2.8200	5800.0	76	17893	No
16	GOM_NL__2PRFIN20050802_021624_000000382039_00304_17893_5495.N1	02-AUG-2005 02:16:24	Straylight	38.000	45	Alp Pav	1.9400	26000.	76	17893	No
17	GOM_NL__2PRFIN20050802_022445_000000422039_00304_17893_5496.N1	02-AUG-2005 02:24:45	Bright	42.000	103	38Zet Sgr	2.6000	9700.0	84	17893	No
18	GOM_NL__2PRFIN20050802_022707_000000372039_00304_17893_5497.N1	02-AUG-2005 02:27:07	Bright	37.000	155	41Pi Sgr	2.9000	6600.0	74	17893	No
19	GOM_NL__2PRFIN20050802_024400_000000362039_00304_17893_5498.N1	02-AUG-2005 02:44:00	Bright	36.000	5	3Alp Lyr	0.033000	11000.	72	17893	No
20	GOM_NL__2PRFIN20050802_024748_000000362039_00304_17893_5499.N1	02-AUG-2005 02:47:48	Bright	35.500	69	33Gam Dra	2.2310	3800.0	71	17893	No
21	GOM_NL__2PRFIN20050802_025151_000000392039_00304_17893_5500.N1	02-AUG-2005 02:51:51	Bright	38.500	119	14Eta Dra	2.7270	4700.0	77	17893	No
22	GOM_NL__2PRFIN20050802_025559_000000362039_00304_17893_5501.N1	02-AUG-2005 02:55:59	Bright	35.500	60	7Bet UMi	2.0810	3950.0	71	17893	No
23	GOM_NL__2PRFIN20050802_032814_000000402039_00304_17893_5502.N1	02-AUG-2005 03:28:14	Dark	40.000	1	9Alp CMa	-1.4400	11000.	80	17893	No
24	GOM_NL__2PRFIN20050802_033208_000000382039_00304_17893_5503.N1	02-AUG-2005 03:32:08	Dark	38.000	177	1Zet CMa	3.0220	26000.	76	17893	No
25	GOM_NL__2PRFIN20050802_033819_000000452039_00304_17893_5504.N1	02-AUG-2005 03:38:19	Dark	44.500	2	Alp Car	-0.73600	7000.0	89	17893	No
26	GOM_NL__2PRFIN20050802_034855_000000372039_00305_17894_5495.N1	02-AUG-2005 03:48:55	Dark	36.500	135	Bet Hyi	2.8200	5800.0	73	17894	No
27	GOM_NL__2PRFIN20050802_035700_000000392039_00305_17894_5496.N1	02-AUG-2005 03:57:00	Straylight	39.000	45	Alp Pav	1.9400	26000.	78	17894	No
28	GOM_NL__2PRFIN20050802_040521_000000402039_00305_17894_5497.N1	02-AUG-2005 04:05:21	Bright	40.000	103	38Zet Sgr	2.6000	9700.0	80	17894	No
29	GOM_NL__2PRFIN20050802_040744_000000372039_00305_17894_5498.N1	02-AUG-2005 04:07:44	Bright	36.500	155	41Pi Sgr	2.9000	6600.0	73	17894	No
30	GOM_NL__2PRFIN20050802_042436_000000392039_00305_17894_5499.N1	02-AUG-2005 04:24:36	Bright	38.500	5	3Alp Lyr	0.033000	11000.	77	17894	No
31	GOM_NL__2PRFIN20050802_042825_000000372039_00305_17894_5500.N1	02-AUG-2005 04:28:25	Bright	36.500	69	33Gam Dra	2.2310	3800.0	73	17894	No
32	GOM_NL__2PRFIN20050802_043227_000000332039_00305_17894_5501.N1	02-AUG-2005 04:32:27	Bright	32.500	119	14Eta Dra	2.7270	4700.0	65	17894	No
33	GOM_NL__2PRFIN20050802_043636_000000352039_00305_17894_5502.N1	02-AUG-2005 04:36:36	Bright	35.000	60	7Bet UMi	2.0810	3950.0	70	17894	No
34	GOM_NL__2PRFIN20050802_050850_000000432039_00305_17894_5503.N1	02-AUG-2005 05:08:50	Dark	43.000	1	9Alp CMa	-1.4400	11000.	86	17894	No
35	GOM_NL__2PRFIN20050802_051244_000000382039_00305_17894_5504.N1	02-AUG-2005 05:12:44	Dark	37.500	177	1Zet CMa	3.0220	26000.	75	17894	No
36	GOM_NL__2PRFIN20050802_051855_000000492039_00305_17894_5505.N1	02-AUG-2005 05:18:55	Dark	48.500	2	Alp Car	-0.73600	7000.0	97	17894	No
37	GOM_NL__2PRFIN20050802_052931_000000372039_00306_17895_5496.N1	02-AUG-2005 05:29:31	Dark	37.000	135	Bet Hyi	2.8200	5800.0	74	17895	No
38	GOM_NL__2PRFIN20050802_053737_000000382039_00306_17895_5497.N1	02-AUG-2005 05:37:37	Straylight	38.000	45	Alp Pav	1.9400	26000.	76	17895	No
39	GOM_NL__2PRFIN20050802_054557_000000472039_00306_17895_5498.N1	02-AUG-2005 05:45:57	Bright	46.500	103	38Zet Sgr	2.6000	9700.0	93	17895	No
40	GOM_NL__2PRFIN20050802_054820_000000372039_00306_17895_5499.N1	02-AUG-2005 05:48:20	Bright	37.000	155	41Pi Sgr	2.9000	6600.0	74	17895	No
41	GOM_NL__2PRFIN20050802_060512_000000392039_00306_17895_5500.N1	02-AUG-2005 06:05:12	Bright	38.500	5	3Alp Lyr	0.033000	11000.	77	17895	No
42	GOM_NL__2PRFIN20050802_060901_000000382039_00306_17895_5501.N1	02-AUG-2005 06:09:01	Bright	38.000	69	33Gam Dra	2.2310	3800.0	76	17895	No

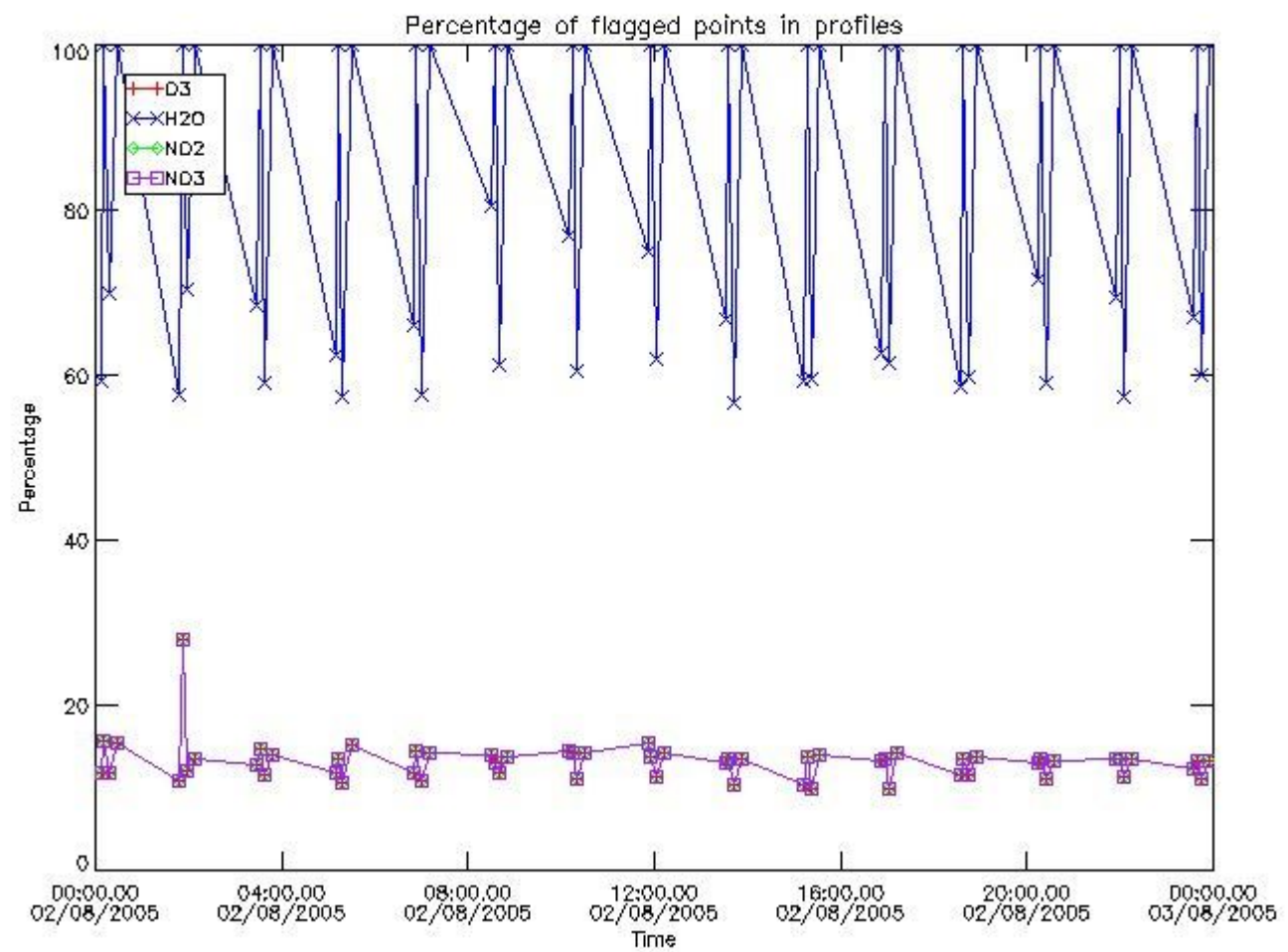
43	GOM_NL__2PRFIN20050802_061304_000000362039_00306_17895_5502.N1	02-AUG-2005 06:13:04	Bright	36.000	119	14Eta Dra	2.7270	4700.0	72	17895	No
44	GOM_NL__2PRFIN20050802_061712_000000522039_00306_17895_5503.N1	02-AUG-2005 06:17:12	Bright	51.500	60	7Bet UMi	2.0810	3950.0	103	17895	No
45	GOM_NL__2PRFIN20050802_064926_000000432039_00306_17895_5504.N1	02-AUG-2005 06:49:26	Dark	43.000	1	9Alp CMa	-1.4400	11000.	86	17895	No
46	GOM_NL__2PRFIN20050802_065320_000000392039_00306_17895_5505.N1	02-AUG-2005 06:53:20	Dark	38.500	177	1Zet CMa	3.0220	26000.	77	17895	No
47	GOM_NL__2PRFIN20050802_065931_000000472039_00306_17895_5506.N1	02-AUG-2005 06:59:31	Dark	46.500	2	Alp Car	-0.73600	7000.0	93	17895	No
48	GOM_NL__2PRFIN20050802_071007_000000362039_00307_17896_5498.N1	02-AUG-2005 07:10:07	Dark	36.000	135	Bet Hyi	2.8200	5800.0	72	17896	No
49	GOM_NL__2PRFIN20050802_071813_000000412039_00307_17896_5499.N1	02-AUG-2005 07:18:13	Straylight	40.500	45	Alp Pav	1.9400	26000.	81	17896	No
50	GOM_NL__2PRFIN20050802_072633_000000402039_00307_17896_5500.N1	02-AUG-2005 07:26:33	Bright	39.500	103	38Zet Sgr	2.6000	9700.0	79	17896	No
51	GOM_NL__2PRFIN20050802_072856_000000362039_00307_17896_5501.N1	02-AUG-2005 07:28:56	Bright	36.000	155	41Pi Sgr	2.9000	6600.0	72	17896	No
52	GOM_NL__2PRFIN20050802_074548_000000372039_00307_17896_5502.N1	02-AUG-2005 07:45:48	Bright	37.000	5	3Alp Lyr	0.033000	11000.	74	17896	No
53	GOM_NL__2PRFIN20050802_074937_000000372039_00307_17896_5503.N1	02-AUG-2005 07:49:37	Bright	36.500	69	33Gam Dra	2.2310	3800.0	73	17896	No
54	GOM_NL__2PRFIN20050802_075340_000000372039_00307_17896_5504.N1	02-AUG-2005 07:53:40	Bright	37.000	119	14Eta Dra	2.7270	4700.0	74	17896	No
55	GOM_NL__2PRFIN20050802_075748_000000342039_00307_17896_5505.N1	02-AUG-2005 07:57:48	Bright	34.000	60	7Bet UMi	2.0810	3950.0	68	17896	No
56	GOM_NL__2PRFIN20050802_083002_000000372039_00307_17896_5506.N1	02-AUG-2005 08:30:02	Dark	36.500	1	9Alp CMa	-1.4400	11000.	73	17896	No
57	GOM_NL__2PRFIN20050802_083357_000000392039_00307_17896_5507.N1	02-AUG-2005 08:33:57	Dark	39.000	177	1Zet CMa	3.0220	26000.	78	17896	No
58	GOM_NL__2PRFIN20050802_084007_000000432039_00307_17896_5508.N1	02-AUG-2005 08:40:07	Dark	43.000	2	Alp Car	-0.73600	7000.0	86	17896	No
59	GOM_NL__2PRFIN20050802_085043_000000372039_00308_17897_5377.N1	02-AUG-2005 08:50:43	Dark	37.000	135	Bet Hyi	2.8200	5800.0	74	17897	No
60	GOM_NL__2PRFIN20050802_085849_000000402039_00308_17897_5378.N1	02-AUG-2005 08:58:49	Straylight	40.000	45	Alp Pav	1.9400	26000.	80	17897	No
61	GOM_NL__2PRFIN20050802_090709_000000462039_00308_17897_5379.N1	02-AUG-2005 09:07:09	Bright	46.000	103	38Zet Sgr	2.6000	9700.0	92	17897	No
62	GOM_NL__2PRFIN20050802_090932_000000362039_00308_17897_5380.N1	02-AUG-2005 09:09:32	Bright	35.500	155	41Pi Sgr	2.9000	6600.0	71	17897	No
63	GOM_NL__2PRFIN20050802_092624_000000392039_00308_17897_5381.N1	02-AUG-2005 09:26:24	Bright	38.500	5	3Alp Lyr	0.033000	11000.	77	17897	No
64	GOM_NL__2PRFIN20050802_093013_000000372039_00308_17897_5382.N1	02-AUG-2005 09:30:13	Bright	37.000	69	33Gam Dra	2.2310	3800.0	74	17897	No
65	GOM_NL__2PRFIN20050802_093416_000000372039_00308_17897_5383.N1	02-AUG-2005 09:34:16	Bright	36.500	119	14Eta Dra	2.7270	4700.0	73	17897	No
66	GOM_NL__2PRFIN20050802_093824_000000522039_00308_17897_5384.N1	02-AUG-2005 09:38:24	Bright	52.000	60	7Bet UMi	2.0810	3950.0	104	17897	No
67	GOM_NL__2PRFIN20050802_101038_000000352039_00308_17897_5385.N1	02-AUG-2005 10:10:38	Dark	35.000	1	9Alp CMa	-1.4400	11000.	70	17897	No
68	GOM_NL__2PRFIN20050802_101433_000000362039_00308_17897_5386.N1	02-AUG-2005 10:14:33	Dark	36.000	177	1Zet CMa	3.0220	26000.	72	17897	No
69	GOM_NL__2PRFIN20050802_102043_000000462039_00308_17897_5387.N1	02-AUG-2005 10:20:43	Dark	46.000	2	Alp Car	-0.73600	7000.0	92	17897	No
70	GOM_NL__2PRFIN20050802_103120_000000362039_00309_17898_5377.N1	02-AUG-2005 10:31:20	Dark	36.000	135	Bet Hyi	2.8200	5800.0	72	17898	No
71	GOM_NL__2PRFIN20050802_103925_000000402039_00309_17898_5378.N1	02-AUG-2005 10:39:25	Straylight	39.500	45	Alp Pav	1.9400	26000.	79	17898	No
72	GOM_NL__2PRFIN20050802_104745_000000412039_00309_17898_5379.N1	02-AUG-2005 10:47:45	Bright	40.500	103	38Zet Sgr	2.6000	9700.0	81	17898	No
73	GOM_NL__2PRFIN20050802_105008_000000372039_00309_17898_5380.N1	02-AUG-2005 10:50:08	Bright	36.500	155	41Pi Sgr	2.9000	6600.0	73	17898	No
74	GOM_NL__2PRFIN20050802_110700_000000392039_00309_17898_5381.N1	02-AUG-2005 11:07:00	Bright	38.500	5	3Alp Lyr	0.033000	11000.	77	17898	No
75	GOM_NL__2PRFIN20050802_111049_000000392039_00309_17898_5382.N1	02-AUG-2005 11:10:49	Bright	39.000	69	33Gam Dra	2.2310	3800.0	78	17898	No
76	GOM_NL__2PRFIN20050802_111453_000000372039_00309_17898_5383.N1	02-AUG-2005 11:14:53	Bright	36.500	119	14Eta Dra	2.7270	4700.0	73	17898	No
77	GOM_NL__2PRFIN20050802_111900_000000342039_00309_17898_5384.N1	02-AUG-2005 11:19:00	Bright	33.500	60	7Bet UMi	2.0810	3950.0	67	17898	No
78	GOM_NL__2PRFIN20050802_115114_000000372039_00309_17898_5385.N1	02-AUG-2005 11:51:14	Dark	36.500	1	9Alp CMa	-1.4400	11000.	73	17898	No
79	GOM_NL__2PRFIN20050802_115509_000000372039_00309_17898_5386.N1	02-AUG-2005 11:55:09	Dark	37.000	177	1Zet CMa	3.0220	26000.	74	17898	No
80	GOM_NL__2PRFIN20050802_120119_000000452039_00309_17898_5387.N1	02-AUG-2005 12:01:19	Dark	45.000	2	Alp Car	-0.73600	7000.0	90	17898	No
81	GOM_NL__2PRFIN20050802_121156_000000362039_00310_17899_5377.N1	02-AUG-2005 12:11:56	Dark	36.000	135	Bet Hyi	2.8200	5800.0	72	17899	No
82	GOM_NL__2PRFIN20050802_122001_000000422039_00310_17899_5378.N1	02-AUG-2005 12:20:01	Straylight	42.000	45	Alp Pav	1.9400	26000.	84	17899	No
83	GOM_NL__2PRFIN20050802_122821_000000472039_00310_17899_5379.N1	02-AUG-2005 12:28:21	Bright	46.500	103	38Zet Sgr	2.6000	9700.0	93	17899	No
84	GOM_NL__2PRFIN20050802_123044_000000362039_00310_17899_5380.N1	02-AUG-2005 12:30:44	Bright	35.500	155	41Pi Sgr	2.9000	6600.0	71	17899	No
85	GOM_NL__2PRFIN20050802_124736_000000402039_00310_17899_5381.N1	02-AUG-2005 12:47:36	Bright	39.500	5	3Alp Lyr	0.033000	11000.	79	17899	No
86	GOM_NL__2PRFIN20050802_125125_000000352039_00310_17899_5382.N1	02-AUG-2005 12:51:25	Bright	34.500	69	33Gam Dra	2.2310	3800.0	69	17899	No
87	GOM_NL__2PRFIN20050802_125529_000000372039_00310_17899_5383.N1	02-AUG-2005 12:55:29	Bright	37.000	119	14Eta Dra	2.7270	4700.0	74	17899	No
88	GOM_NL__2PRFIN20050802_125937_000000332039_00310_17899_5384.N1	02-AUG-2005 12:59:37	Bright	32.500	60	7Bet UMi	2.0810	3950.0	65	17899	No
89	GOM_NL__2PRFIN20050802_133150_000000402039_00310_17899_5385.N1	02-AUG-2005 13:31:50	Dark	39.500	1	9Alp CMa	-1.4400	11000.	79	17899	No
90	GOM_NL__2PRFIN20050802_133545_000000382039_00310_17899_5386.N1	02-AUG-2005 13:35:45	Dark	37.500	177	1Zet CMa	3.0220	26000.	75	17899	No
91	GOM_NL__2PRFIN20050802_134154_000000492039_00310_17899_5387.N1	02-AUG-2005 13:41:54	Dark	49.000	2	Alp Car	-0.73600	7000.0	98	17899	No
92	GOM_NL__2PRFIN20050802_135232_000000382039_00311_17900_5377.N1	02-AUG-2005 13:52:32	Dark	37.500	135	Bet Hyi	2.8200	5800.0	75	17900	No
93	GOM_NL__2PRFIN20050802_140037_000000382039_00311_17900_5378.N1	02-AUG-2005 14:00:37	Straylight	38.000	45	Alp Pav	1.9400	26000.	76	17900	No
94	GOM_NL__2PRFIN20050802_140857_000000392039_00311_17900_5379.N1	02-AUG-2005 14:08:57	Bright	38.500	103	38Zet Sgr	2.6000	9700.0	77	17900	No
95	GOM_NL__2PRFIN20050802_141120_000000362039_00311_17900_5380.N1	02-AUG-2005 14:11:20	Bright	36.000	155	41Pi Sgr	2.9000	6600.0	72	17900	No
96	GOM_NL__2PRFIN20050802_142812_000000352039_00311_17900_5381.N1	02-AUG-2005 14:28:12	Bright	35.000	5	3Alp Lyr	0.033000	11000.	70	17900	No
97	GOM_NL__2PRFIN20050802_143201_000000372039_00311_17900_5382.N1	02-AUG-2005 14:32:01	Bright	36.500	69	33Gam Dra	2.2310	3800.0	73	17900	No
98	GOM_NL__2PRFIN20050802_143605_000000332039_00311_17900_5383.N1	02-AUG-2005 14:36:05	Bright	33.000	119	14Eta Dra	2.7270	4700.0	66	17900	No
99	GOM_NL__2PRFIN20050802_144013_000000332039_00311_17900_5384.N1	02-AUG-2005 14:40:13	Bright	32.500	60	7Bet UMi	2.0810	3950.0	65	17900	No
100	GOM_NL__2PRFIN20050802_151226_000000502039_00311_17900_5385.N1	02-AUG-2005 15:12:26	Dark	49.500	1	9Alp CMa	-1.4400	11000.	99	17900	No
101	GOM_NL__2PRFIN20050802_151621_000000372039_00311_17900_5386.N1	02-AUG-2005 15:16:21	Dark	37.000	177	1Zet CMa	3.0220	26000.	74	17900	No

102	GOM_NL__2PRFIN20050802_152230_000000512039_00311_17900_5387.N1	02-AUG-2005 15:22:30	Dark	51.000	2	Alp Car	-0.73600	7000.0	102	17900	No
103	GOM_NL__2PRFIN20050802_153308_000000372039_00312_17901_5397.N1	02-AUG-2005 15:33:08	Dark	36.500	135	Bet Hyi	2.8200	5800.0	73	17901	No
104	GOM_NL__2PRFIN20050802_154113_000000372039_00312_17901_5398.N1	02-AUG-2005 15:41:13	Straylight	36.500	45	Alp Pav	1.9400	26000.	73	17901	No
105	GOM_NL__2PRFIN20050802_154933_000000442039_00312_17901_5399.N1	02-AUG-2005 15:49:33	Bright	43.500	103	38Zet Sgr	2.6000	9700.0	87	17901	No
106	GOM_NL__2PRFIN20050802_155156_000000382039_00312_17901_5400.N1	02-AUG-2005 15:51:56	Bright	37.500	155	41Pi Sgr	2.9000	6600.0	75	17901	No
107	GOM_NL__2PRFIN20050802_160848_000000382039_00312_17901_5401.N1	02-AUG-2005 16:08:48	Bright	37.500	5	3Alp Lyr	0.033000	11000.	75	17901	No
108	GOM_NL__2PRFIN20050802_161237_000000392039_00312_17901_5402.N1	02-AUG-2005 16:12:37	Bright	38.500	69	33Gam Dra	2.2310	3800.0	77	17901	No
109	GOM_NL__2PRFIN20050802_161641_000000372039_00312_17901_5403.N1	02-AUG-2005 16:16:41	Bright	37.000	119	14Eta Dra	2.7270	4700.0	74	17901	No
110	GOM_NL__2PRFIN20050802_162049_000000372039_00312_17901_5404.N1	02-AUG-2005 16:20:49	Bright	37.000	60	7Bet UMi	2.0810	3950.0	74	17901	No
111	GOM_NL__2PRFIN20050802_165302_000000422039_00312_17901_5405.N1	02-AUG-2005 16:53:02	Dark	42.000	1	9Alp CMa	-1.4400	11000.	84	17901	No
112	GOM_NL__2PRFIN20050802_165657_000000382039_00312_17901_5406.N1	02-AUG-2005 16:56:57	Dark	38.000	177	1Zet CMa	3.0220	26000.	76	17901	No
113	GOM_NL__2PRFIN20050802_170307_000000512039_00312_17901_5407.N1	02-AUG-2005 17:03:07	Dark	51.000	2	Alp Car	-0.73600	7000.0	102	17901	No
114	GOM_NL__2PRFIN20050802_171344_000000362039_00313_17902_5398.N1	02-AUG-2005 17:13:44	Dark	36.000	135	Bet Hyi	2.8200	5800.0	72	17902	No
115	GOM_NL__2PRFIN20050802_172150_000000382039_00313_17902_5399.N1	02-AUG-2005 17:21:50	Straylight	37.500	45	Alp Pav	1.9400	26000.	75	17902	No
116	GOM_NL__2PRFIN20050802_173010_000000522039_00313_17902_5400.N1	02-AUG-2005 17:30:10	Bright	52.000	103	38Zet Sgr	2.6000	9700.0	104	17902	No
117	GOM_NL__2PRFIN20050802_173232_000000372039_00313_17902_5401.N1	02-AUG-2005 17:32:32	Bright	37.000	155	41Pi Sgr	2.9000	6600.0	74	17902	No
118	GOM_NL__2PRFIN20050802_174924_000000352039_00313_17902_5402.N1	02-AUG-2005 17:49:24	Bright	35.000	5	3Alp Lyr	0.033000	11000.	70	17902	No
119	GOM_NL__2PRFIN20050802_175314_000000352039_00313_17902_5403.N1	02-AUG-2005 17:53:14	Bright	35.000	69	33Gam Dra	2.2310	3800.0	70	17902	No
120	GOM_NL__2PRFIN20050802_175718_000000352039_00313_17902_5404.N1	02-AUG-2005 17:57:18	Bright	35.000	119	14Eta Dra	2.7270	4700.0	70	17902	No
121	GOM_NL__2PRFIN20050802_180125_000000342039_00313_17902_5405.N1	02-AUG-2005 18:01:25	Bright	34.000	60	7Bet UMi	2.0810	3950.0	68	17902	No
122	GOM_NL__2PRFIN20050802_183338_000000442039_00313_17902_5406.N1	02-AUG-2005 18:33:38	Dark	44.000	1	9Alp CMa	-1.4400	11000.	88	17902	No
123	GOM_NL__2PRFIN20050802_183733_000000382039_00313_17902_5407.N1	02-AUG-2005 18:37:33	Dark	38.000	177	1Zet CMa	3.0220	26000.	76	17902	No
124	GOM_NL__2PRFIN20050802_184343_000000442039_00313_17902_5408.N1	02-AUG-2005 18:43:43	Dark	44.000	2	Alp Car	-0.73600	7000.0	88	17902	No
125	GOM_NL__2PRFIN20050802_185420_000000372039_00314_17903_5399.N1	02-AUG-2005 18:54:20	Dark	37.000	135	Bet Hyi	2.8200	5800.0	74	17903	No
126	GOM_NL__2PRFIN20050802_190226_000000382039_00314_17903_5400.N1	02-AUG-2005 19:02:26	Straylight	37.500	45	Alp Pav	1.9400	26000.	75	17903	No
127	GOM_NL__2PRFIN20050802_191046_000000382039_00314_17903_5401.N1	02-AUG-2005 19:10:46	Bright	38.000	103	38Zet Sgr	2.6000	9700.0	76	17903	No
128	GOM_NL__2PRFIN20050802_191308_000000362039_00314_17903_5402.N1	02-AUG-2005 19:13:08	Bright	35.500	155	41Pi Sgr	2.9000	6600.0	71	17903	No
129	GOM_NL__2PRFIN20050802_193000_000000402039_00314_17903_5403.N1	02-AUG-2005 19:30:00	Bright	40.000	5	3Alp Lyr	0.033000	11000.	80	17903	No
130	GOM_NL__2PRFIN20050802_193350_000000382039_00314_17903_5404.N1	02-AUG-2005 19:33:50	Bright	38.000	69	33Gam Dra	2.2310	3800.0	76	17903	No
131	GOM_NL__2PRFIN20050802_193754_000000372039_00314_17903_5405.N1	02-AUG-2005 19:37:54	Bright	36.500	119	14Eta Dra	2.7270	4700.0	73	17903	No
132	GOM_NL__2PRFIN20050802_194201_000000372039_00314_17903_5406.N1	02-AUG-2005 19:42:01	Bright	36.500	60	7Bet UMi	2.0810	3950.0	73	17903	No
133	GOM_NL__2PRFIN20050802_201414_000000392039_00314_17903_5407.N1	02-AUG-2005 20:14:14	Dark	39.000	1	9Alp CMa	-1.4400	11000.	78	17903	No
134	GOM_NL__2PRFIN20050802_201809_000000382039_00314_17903_5408.N1	02-AUG-2005 20:18:09	Dark	38.000	177	1Zet CMa	3.0220	26000.	76	17903	No
135	GOM_NL__2PRFIN20050802_202419_000000462039_00314_17903_5409.N1	02-AUG-2005 20:24:19	Dark	45.500	2	Alp Car	-0.73600	7000.0	91	17903	No
136	GOM_NL__2PRFIN20050802_203457_000000382039_00315_17904_5399.N1	02-AUG-2005 20:34:57	Dark	38.000	135	Bet Hyi	2.8200	5800.0	76	17904	No
137	GOM_NL__2PRFIN20050802_205122_000000412039_00315_17904_5400.N1	02-AUG-2005 20:51:22	Bright	40.500	103	38Zet Sgr	2.6000	9700.0	81	17904	No
138	GOM_NL__2PRFIN20050802_205345_000000372039_00315_17904_5401.N1	02-AUG-2005 20:53:45	Bright	37.000	155	41Pi Sgr	2.9000	6600.0	74	17904	No
139	GOM_NL__2PRFIN20050802_211036_000000522039_00315_17904_5402.N1	02-AUG-2005 21:10:36	Bright	52.000	5	3Alp Lyr	0.033000	11000.	104	17904	No
140	GOM_NL__2PRFIN20050802_211426_000000382039_00315_17904_5403.N1	02-AUG-2005 21:14:26	Bright	38.000	69	33Gam Dra	2.2310	3800.0	76	17904	No
141	GOM_NL__2PRFIN20050802_211830_000000392039_00315_17904_5404.N1	02-AUG-2005 21:18:30	Bright	38.500	119	14Eta Dra	2.7270	4700.0	77	17904	No
142	GOM_NL__2PRFIN20050802_212238_000000362039_00315_17904_5405.N1	02-AUG-2005 21:22:38	Bright	36.000	60	7Bet UMi	2.0810	3950.0	72	17904	No
143	GOM_NL__2PRFIN20050802_215450_000000382039_00315_17904_5406.N1	02-AUG-2005 21:54:50	Dark	38.000	1	9Alp CMa	-1.4400	11000.	76	17904	No
144	GOM_NL__2PRFIN20050802_215845_000000382039_00315_17904_5407.N1	02-AUG-2005 21:58:45	Dark	38.000	177	1Zet CMa	3.0220	26000.	76	17904	No
145	GOM_NL__2PRFIN20050802_220455_000000452039_00315_17904_5408.N1	02-AUG-2005 22:04:55	Dark	45.000	2	Alp Car	-0.73600	7000.0	90	17904	No
146	GOM_NL__2PRFIN20050802_221533_000000382039_00316_17905_5401.N1	02-AUG-2005 22:15:33	Dark	38.000	135	Bet Hyi	2.8200	5800.0	76	17905	No
147	GOM_NL__2PRFIN20050802_222338_000000422039_00316_17905_5402.N1	02-AUG-2005 22:23:38	Straylight	41.500	45	Alp Pav	1.9400	26000.	83	17905	No
148	GOM_NL__2PRFIN20050802_223158_000000392039_00316_17905_5403.N1	02-AUG-2005 22:31:58	Bright	39.000	103	38Zet Sgr	2.6000	9700.0	78	17905	No
149	GOM_NL__2PRFIN20050802_223421_000000382039_00316_17905_5404.N1	02-AUG-2005 22:34:21	Bright	37.500	155	41Pi Sgr	2.9000	6600.0	75	17905	No
150	GOM_NL__2PRFIN20050802_225112_000000342039_00316_17905_5405.N1	02-AUG-2005 22:51:12	Bright	33.500	5	3Alp Lyr	0.033000	11000.	67	17905	No
151	GOM_NL__2PRFIN20050802_225502_000000402039_00316_17905_5406.N1	02-AUG-2005 22:55:02	Bright	39.500	69	33Gam Dra	2.2310	3800.0	79	17905	No
152	GOM_NL__2PRFIN20050802_225906_000000342039_00316_17905_5407.N1	02-AUG-2005 22:59:06	Bright	33.500	119	14Eta Dra	2.7270	4700.0	67	17905	No
153	GOM_NL__2PRFIN20050802_230314_000000322039_00316_17905_5408.N1	02-AUG-2005 23:03:14	Bright	32.000	60	7Bet UMi	2.0810	3950.0	64	17905	No
154	GOM_NL__2PRFIN20050802_233526_000000412039_00316_17905_5409.N1	02-AUG-2005 23:35:26	Dark	41.000	1	9Alp CMa	-1.4400	11000.	82	17905	No
155	GOM_NL__2PRFIN20050802_233921_000000392039_00316_17905_5410.N1	02-AUG-2005 23:39:21	Dark	38.500	177	1Zet CMa	3.0220	26000.	77	17905	No
156	GOM_NL__2PRFIN20050802_234530_000000512039_00316_17905_5411.N1	02-AUG-2005 23:45:30	Dark	50.500	2	Alp Car	-0.73600	7000.0	101	17905	No
157	GOM_NL__2PRFIN20050802_235609_000000392039_00317_17906_5402.N1	02-AUG-2005 23:56:09	Dark	38.500	135	Bet Hyi	2.8200	5800.0	77	17906	No

3. Quality information per product

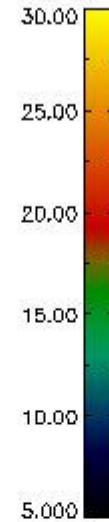
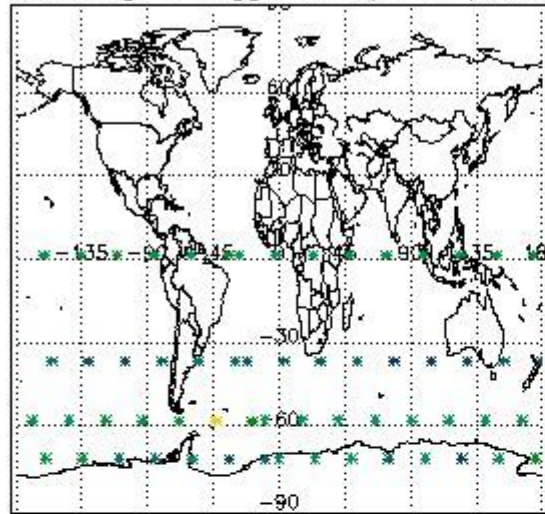
In this section it is plotted some information contained in the Quality Summary data set of the level 2 products. Only products in dark limb conditions and without errors (error flag in the MPH set to "0") are used.

3.1 Plot quality information per product (time dependant)

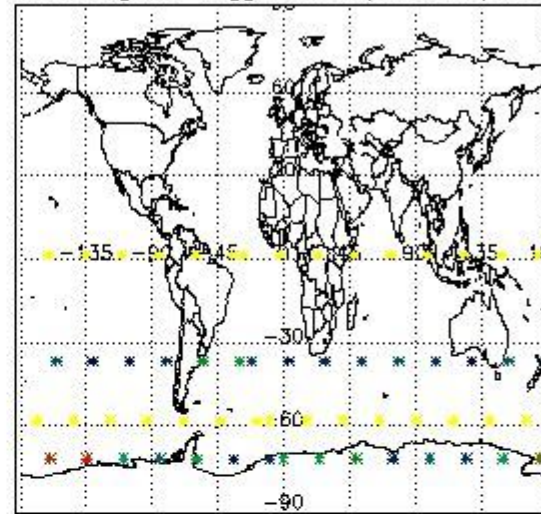


3.2 Plot quality information per product (world map)


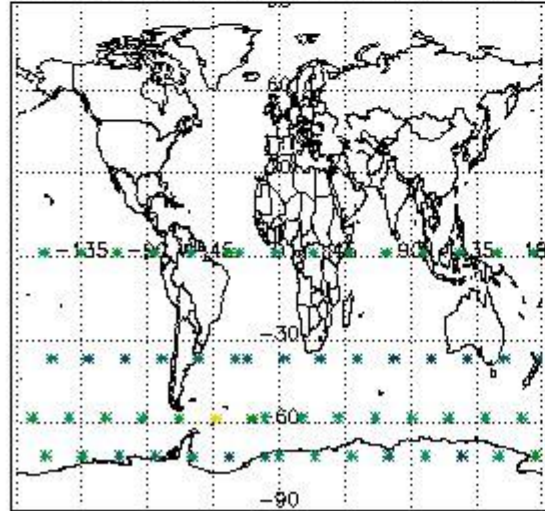
Percentage of flagged data per O3 profile



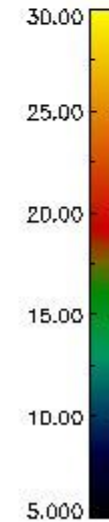
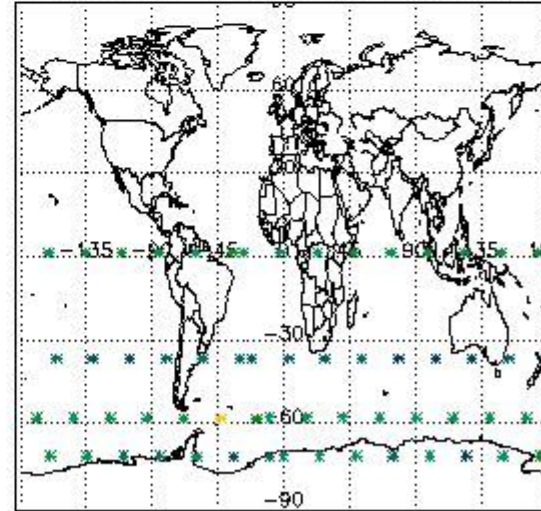
Percentage of flagged data per H2O profile



Percentage of flagged data per NO2 profile



Percentage of flagged data per NO3 profile

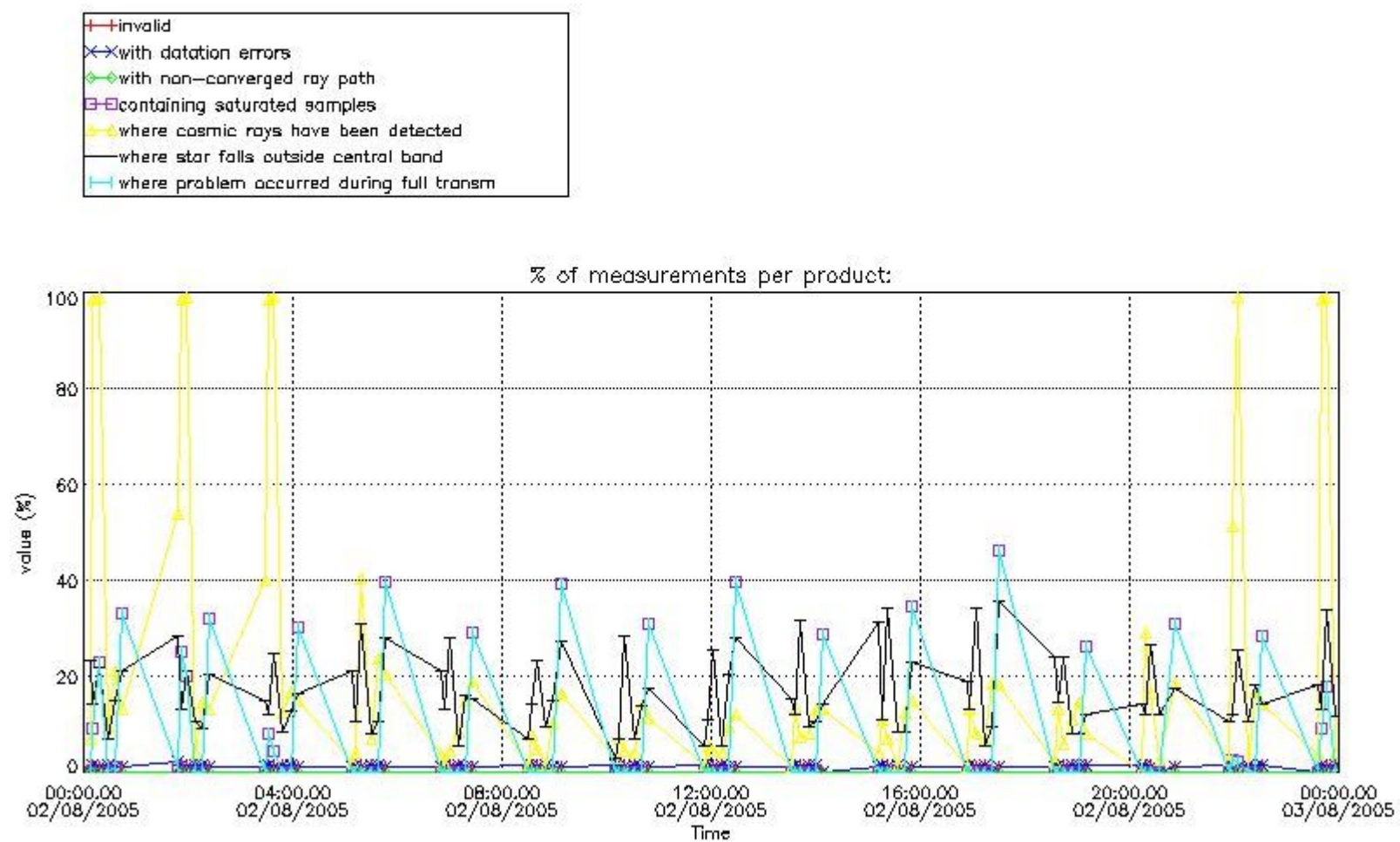


4. Level 1 quality information per product

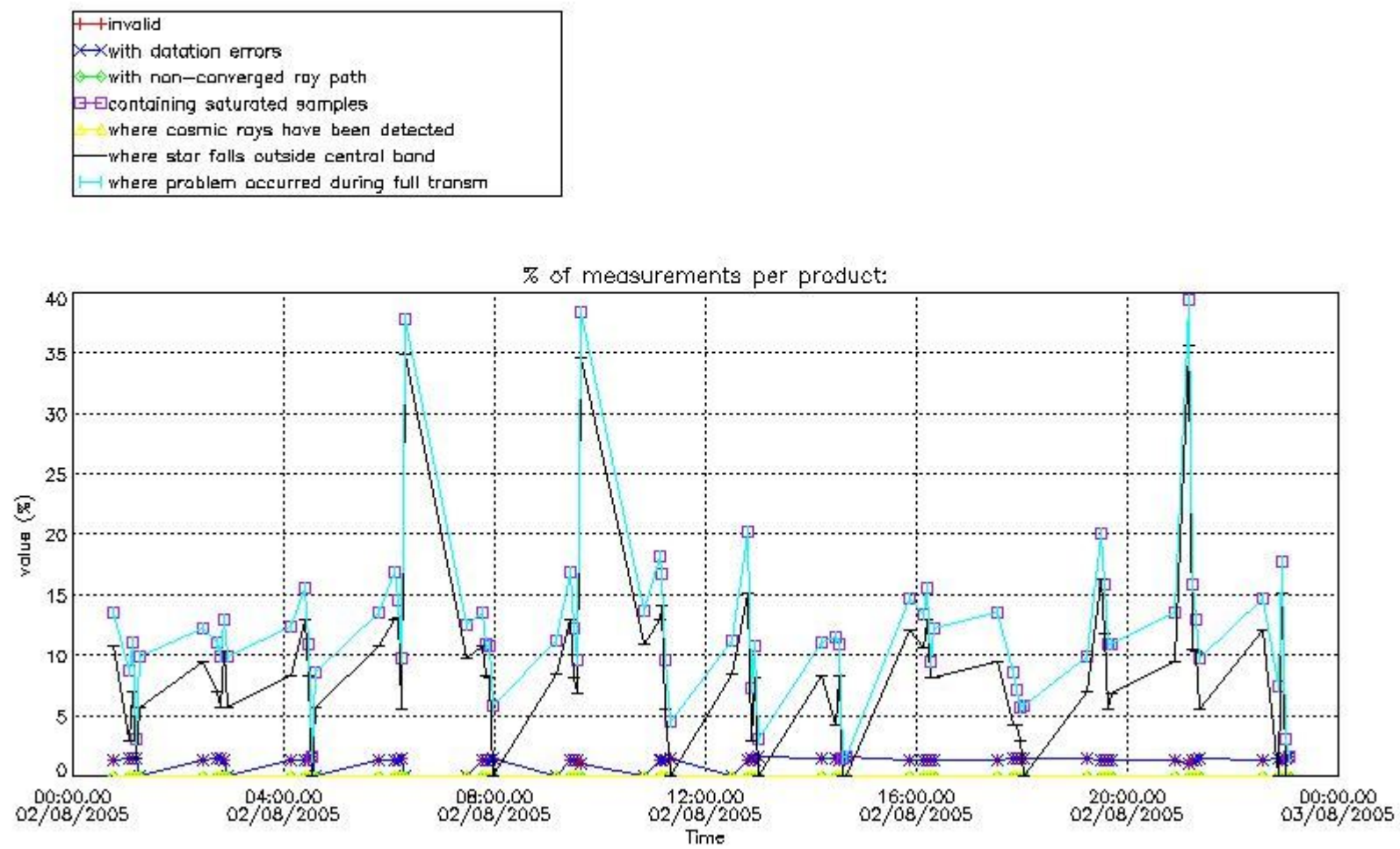
In this section it is plotted some information contained in the Quality Summary data set of the level 2 products that comes from the level 1b processing. Products without errors (error flag in the MPH set to "0") are used.

4.1 Plot quality information per product (time dependant) coming from level 1b processing

4.1.1 Plot level 1 quality information per product (time dependant): ENVISAT ASCENDING passes

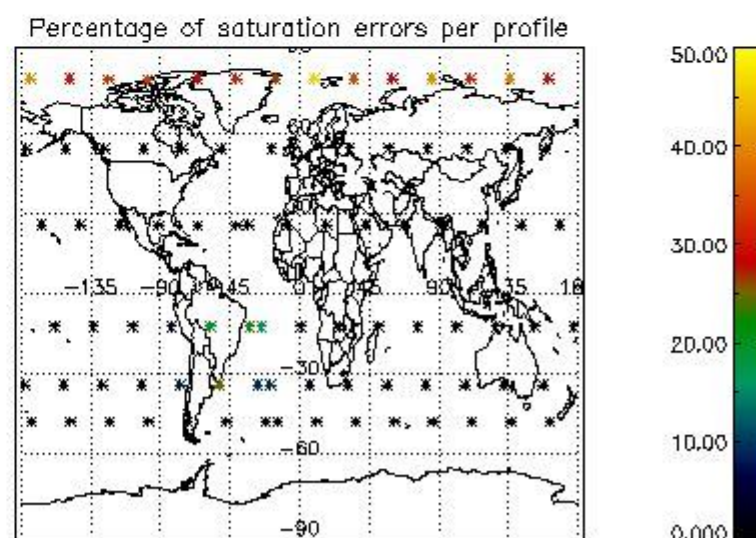
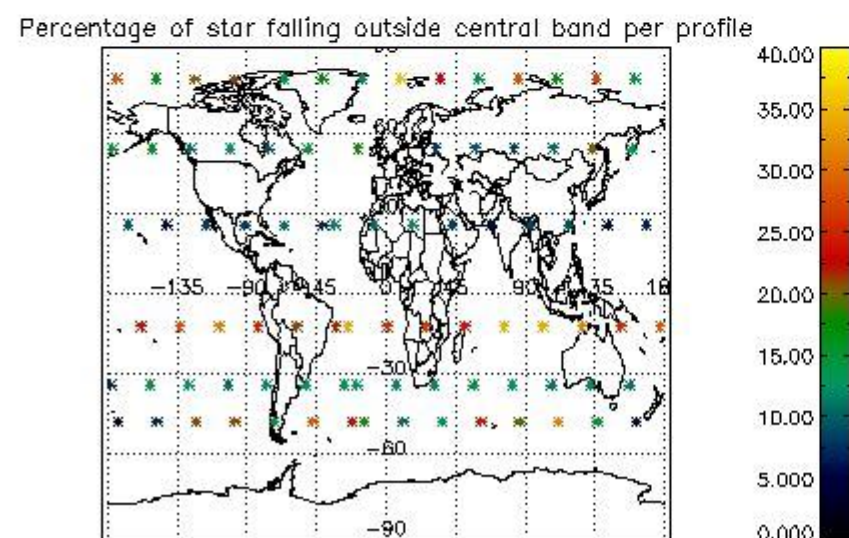
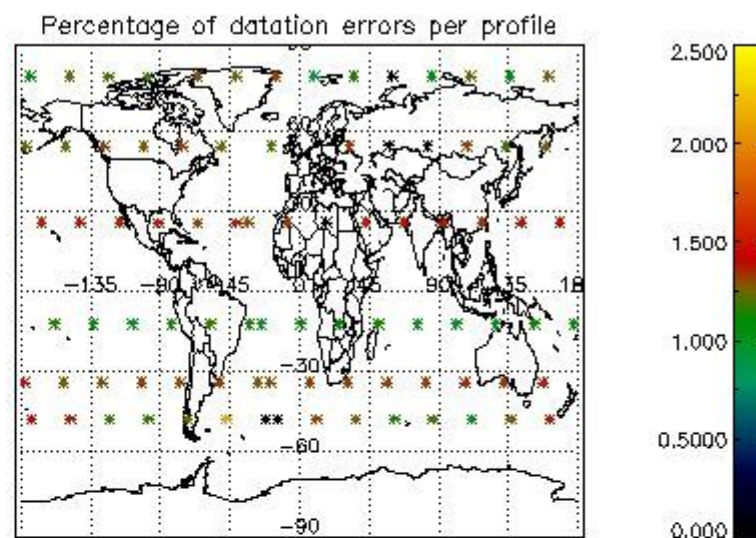
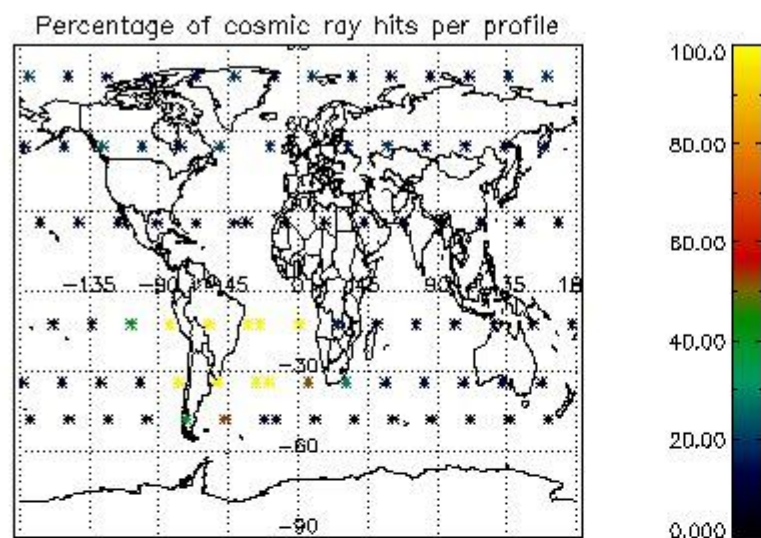


4.1.2 Plot level 1 quality information per product (time dependant): ENVI SAT DESCENDING passes

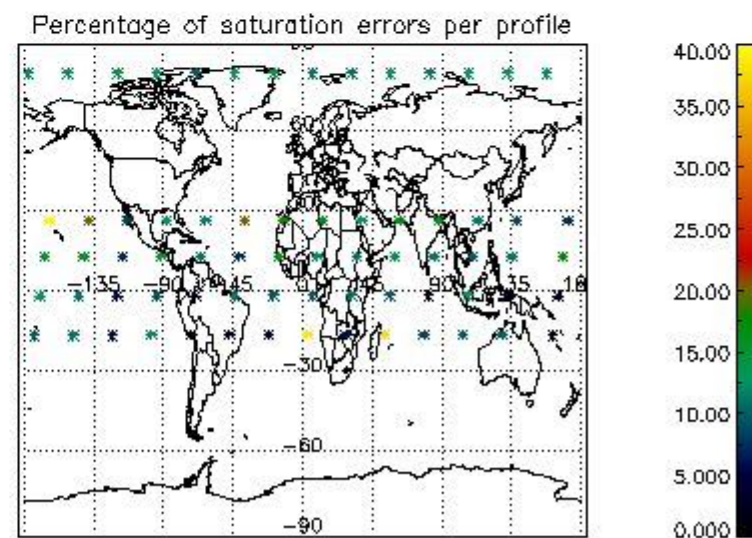
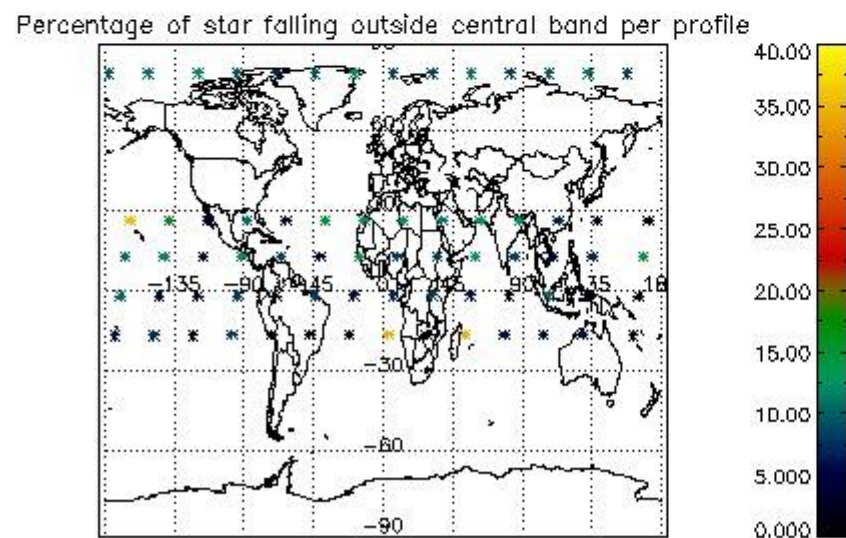
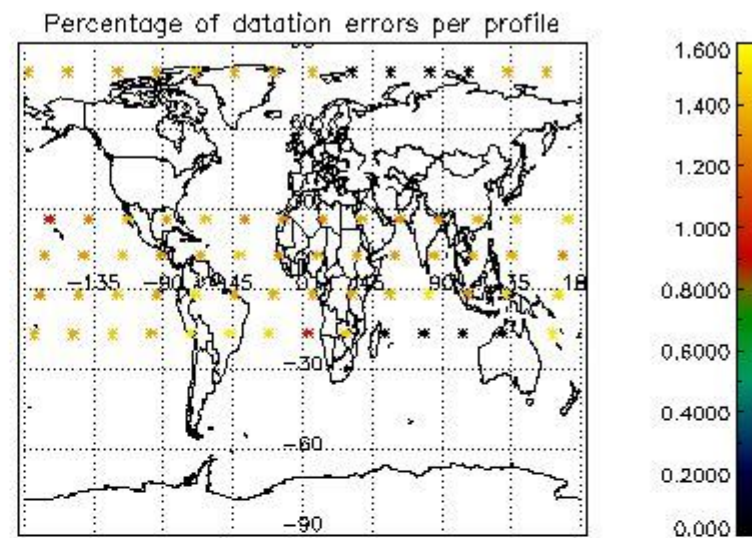
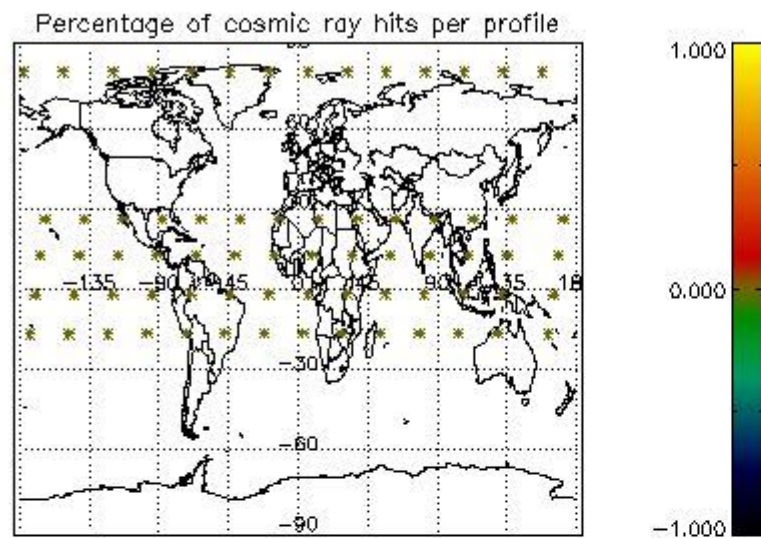


4.2 Plot quality information per product coming from level 1b processing (world map)

4.2.1 Plot level 1 quality information per product (world map): ENVISAT ASCENDING passes



4.2.2 Plot level 1 quality information per product (world map): ENVISAT DESCENDING passes



5. Trace gas profiles

5.1 Ozone statistics based on quality of products

The final quality of the products can be "measured" using the STD (Standard Deviation) attached to every point profile. This information is written to the parameter GOM_NL__2P/NL_LOCAL_SPECIES_DENSITY/o3_std of the level 2 products. The table below shows the statistics for given STD ranges.

The statistics are given with respect to the overall valid production:

- Products without fatal errors: GOM_NL__2P/MPH/PRODUCT_ERR=0
- Valid point profile: GOM_NL__2P/NL_LOCAL_SPECIES_DENSITY/pcd(0)=0

The 'Criteria' is applied to valid points of dark limb products:

- Products in dark limb illumination condition: GOM_NL__2P/NL_SUMMARY_QUALITY/obs_ill_cond=0
- Products without fatal errors: GOM_NL__2P/MPH/PRODUCT_ERR=0
- Valid point profile: GOM_NL__2P/NL_LOCAL_SPECIES_DENSITY/pcd(0)=0

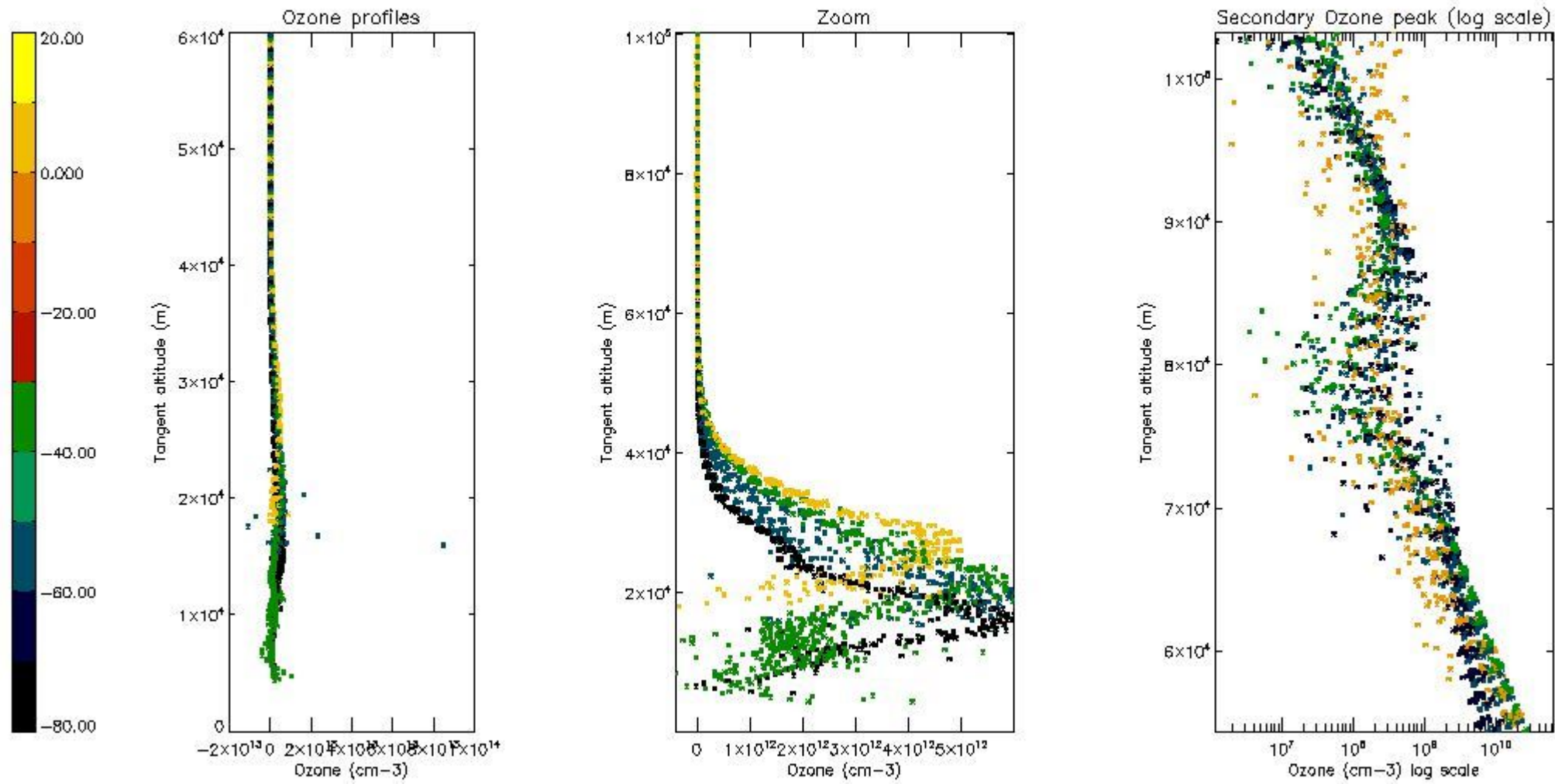
So, the table below shows the percentage of dark limb and valid observations for each criteria with respect to the overall valid daily observations.

Criteria	% of total production
All STD	41
STD < 20	28

STD < 10	22
STD < 5	17

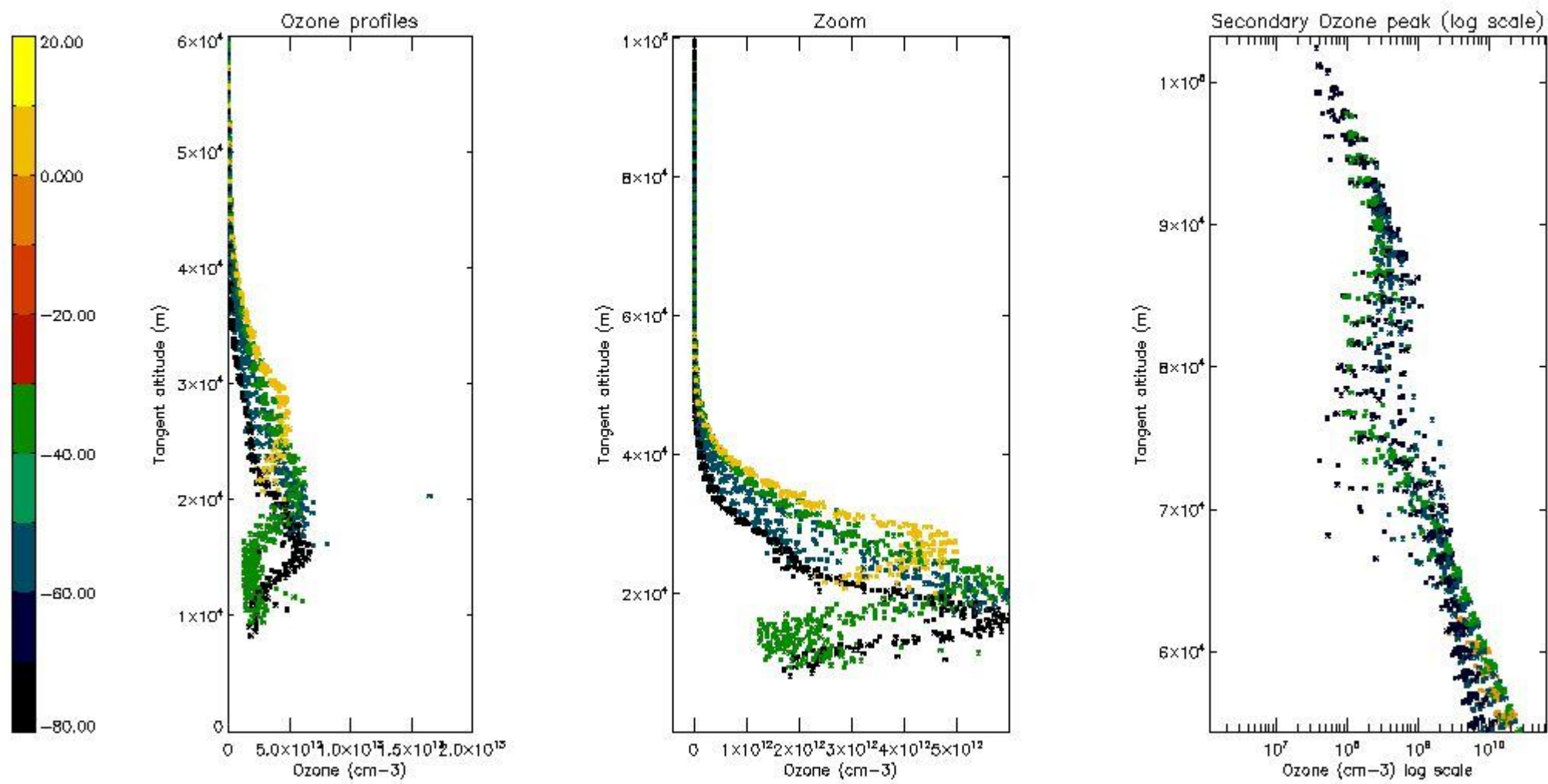
5.2 Plot ozone profiles for all STD (dark without errors)

The colorbar represents the latitude.



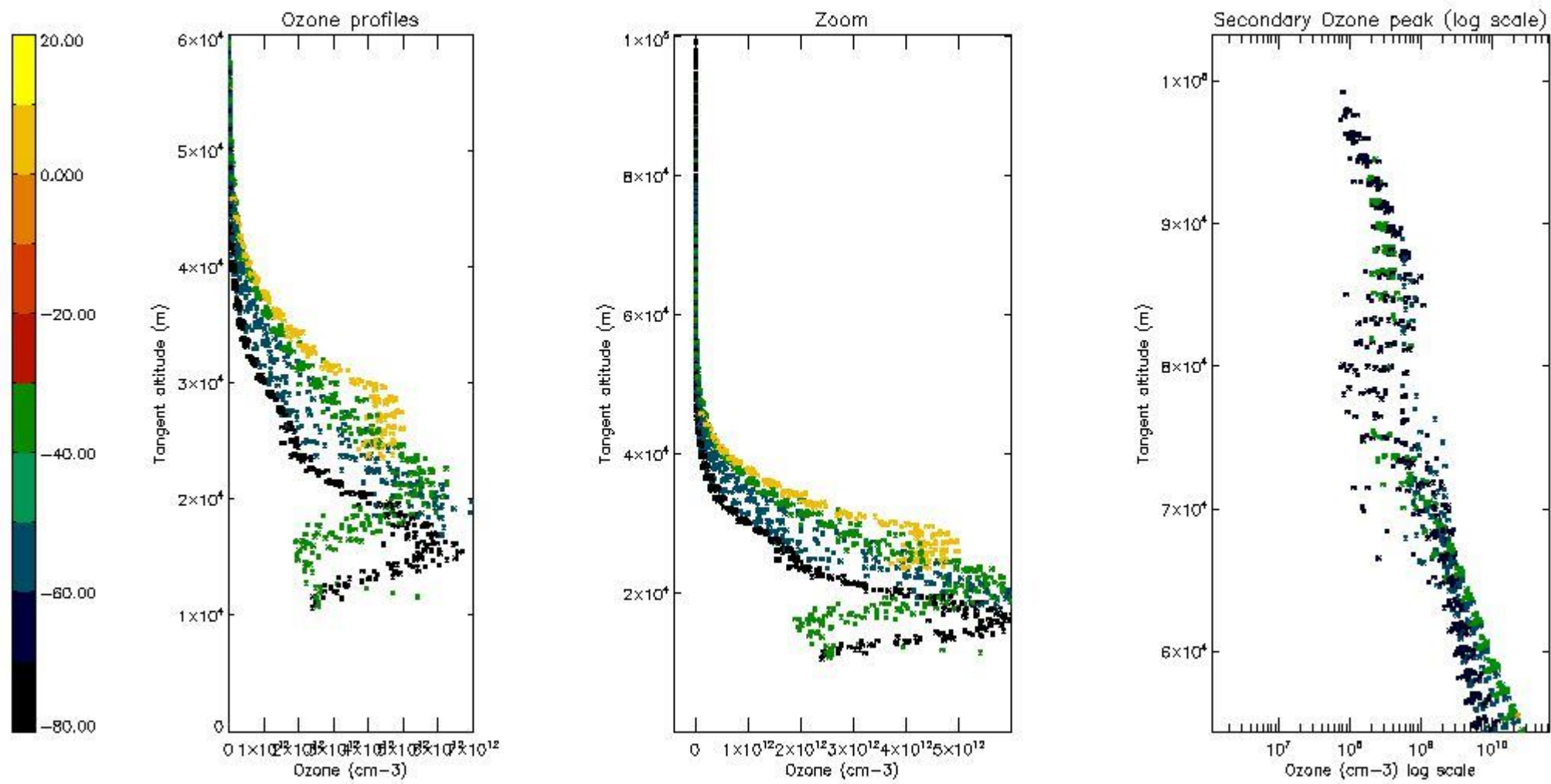
5.3 Plot ozone profiles where STD < 20% (dark without errors)

The colorbar represents the latitude.



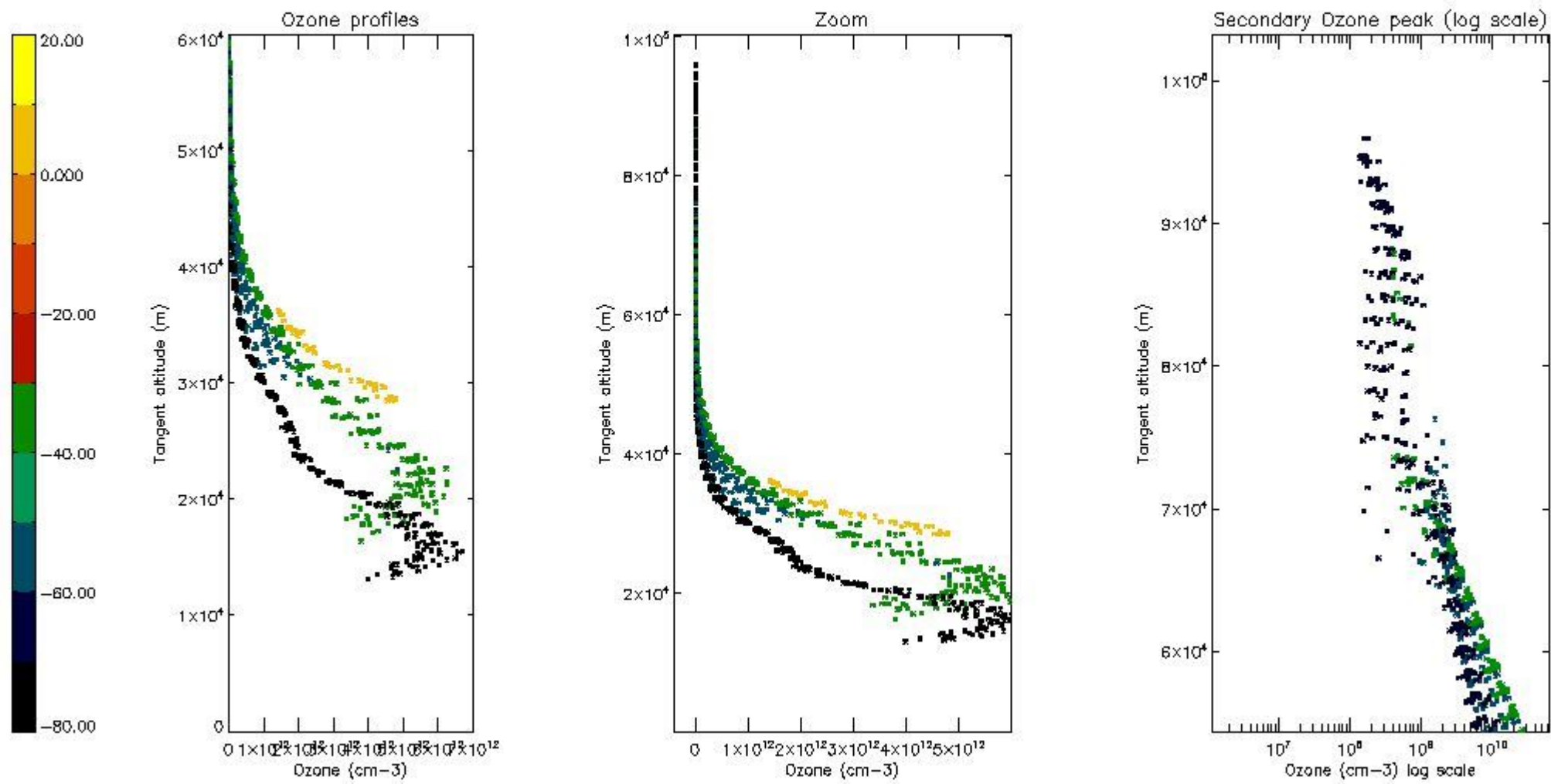
5.4 Plot ozone profiles where STD < 10% (dark without errors)

The colorbar represents the latitude.



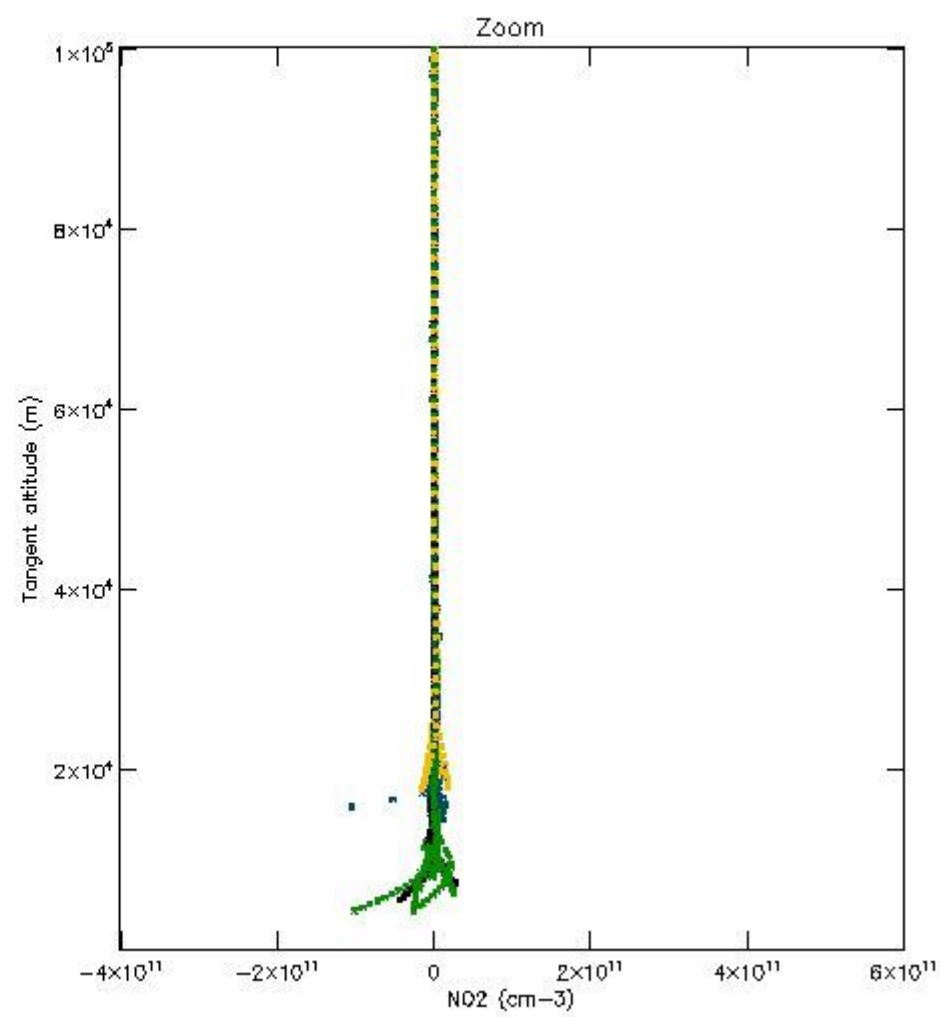
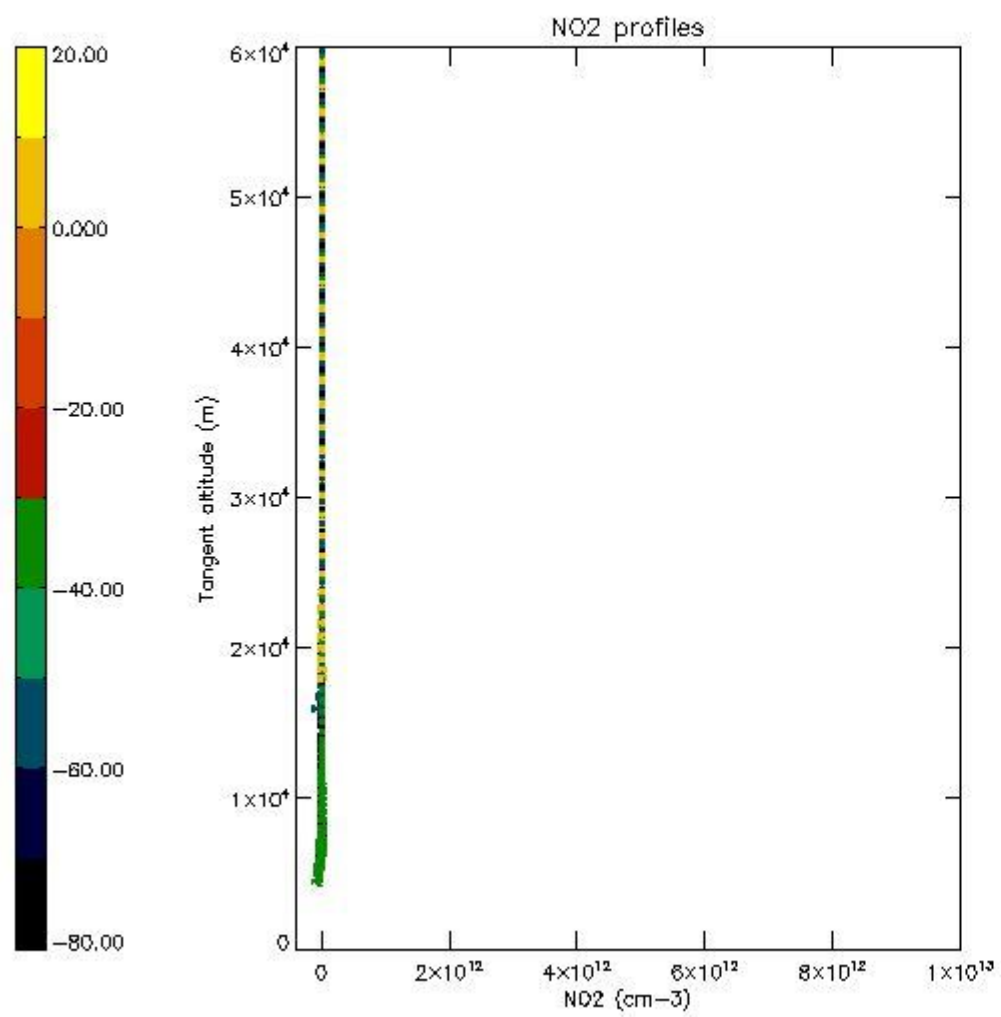
5.5 Plot ozone profiles where STD < 5% (dark without errors)

The colorbar represents the latitude.



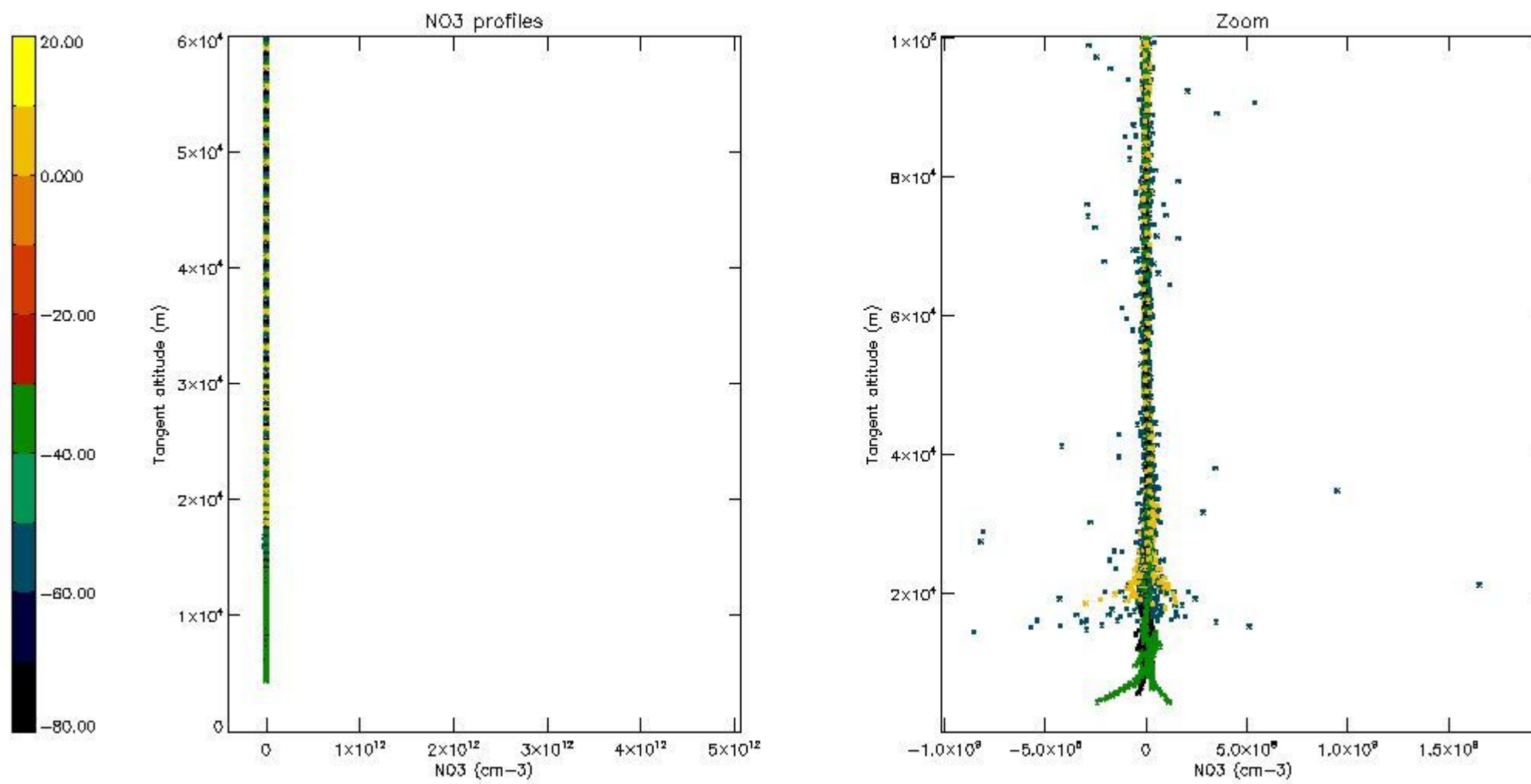
5.6 Plot NO₂ profiles for all STD (dark without errors)

The colorbar represents the latitude.



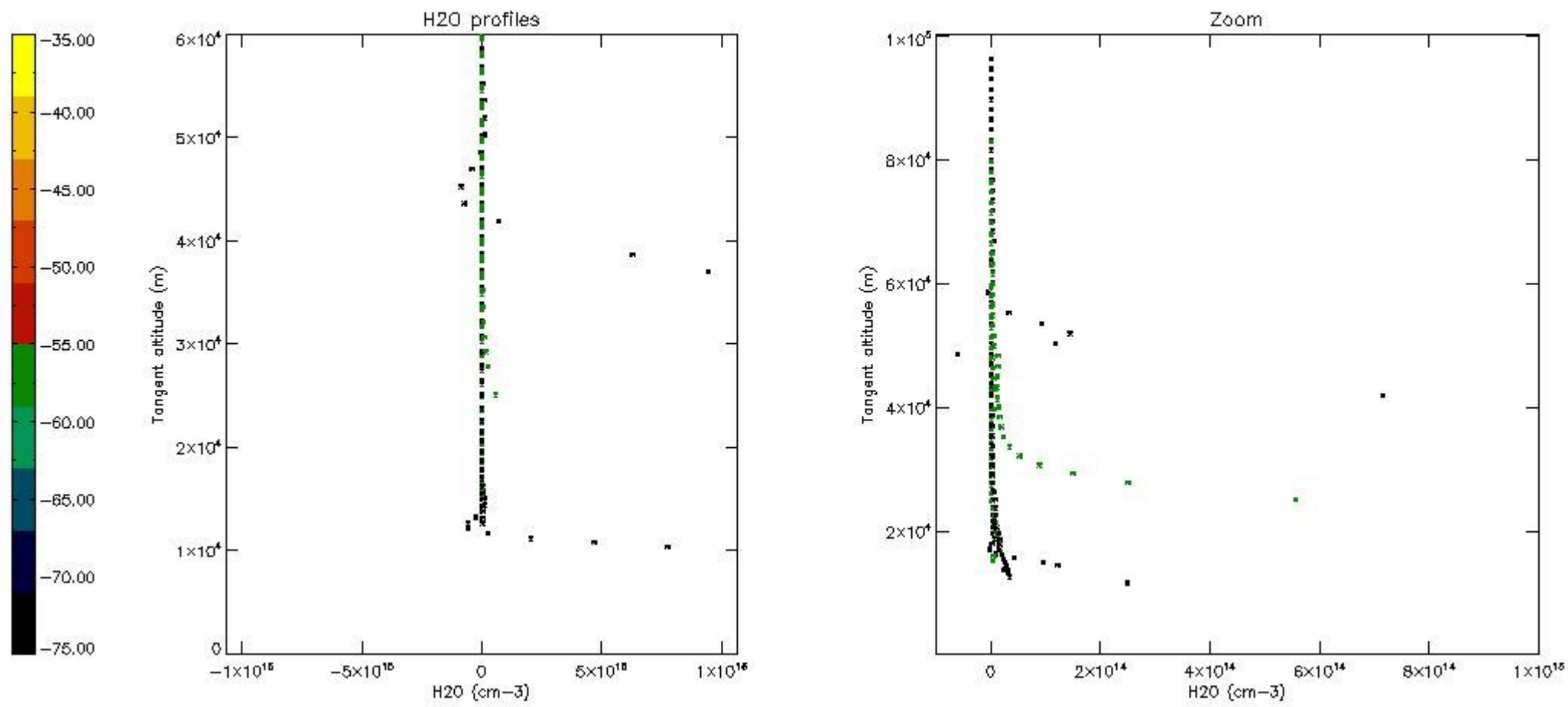
5.7 Plot NO3 profiles for all STD (dark without errors)

The colorbar represents the latitude.



5.8 Plot H₂O profiles for all STD (only for occultations of stars 1,2,3,4,13,14,16,26,63 dark without errors)

The colorbar represents the latitude.



6. Auxiliary Data Files used for the production reported in section 2

The number reported in the third column indicates since which file (see list in section 2) the corresponding auxiliary file has been used. The fourth column is the date of those product files.

Type	Auxiliary Filename	Used since product	Used since product date
INST_PHYS_CHARACTERISTICS	GOM_INS_AXVIEC20091111_143220_20030716_120000_20500101_000000	1	02-AUG-2005 00:07:02
LEVEL-2_PROC_CONFIG	GOM_PR2_AXVIEC20091111_152718_20020301_000000_20500101_000000	1	02-AUG-2005 00:07:02
CROSS_SECTIONS_FILE	GOM_CRS_AXVIEC20091111_154832_20020301_000000_20500101_000000	1	02-AUG-2005 00:07:02

GOMOS Level 2 Daily Report

SUMMARY

[1. General Info](#)

[2. Summary of processed GOM_NL_2P products](#)

[3. Level 2 Quality information per product](#)

[3.1 Plot of level 2 quality information per product \(time dependant\)](#)

[3.2 Plot of level 2 quality information per product \(world map\)](#)

[4. Level 1 Quality information per product \(stored on level 2 products\)](#)

[4.1 Plot of level 1 quality information per product \(time dependant\)](#)

[4.1.1 Plot of level 1 quality information per product \(time dependant\): ASCENDING](#)

[4.1.2 Plot of level 1 quality information per product \(time dependant\): DESCENDING](#)

[4.2 Plot of level 1 quality information per product \(world map\)](#)

[4.2.1 Plot of level 1 quality information per product \(world map\): ASCENDING](#)

[4.2.2 Plot of level 1 quality information per product \(world map\): DESCENDING](#)

[5. Ozone profiles based on quality statistics and other trace gas profiles](#)

[5.1 Ozone statistics based on quality of products](#)

[5.2 Plot ozone profiles for all STD \(dark without errors\)](#)

[5.3 Plot ozone profiles where STD < 20% \(dark without errors\)](#)

[5.4. Plot ozone profiles where STD < 10% \(dark without errors\)](#)

[5.5. Plot ozone profiles where STD < 5% \(dark without errors\)](#)

[5.6 Plot NO2 profiles for all STD \(dark without errors\)](#)

[5.7 Plot NO3 profiles for all STD \(dark without errors\)](#)

[5.8 Plot H2O profiles \(only for occultations of stars 1,2,3,4,13,14,16,26,63 dark without errors\) for all STD](#)

[6. Auxiliary Data Files used for the production reported in section 2](#)

This report presents the daily analysis on parameters extracted from GOMOS level 2 data (GOM_NL__2P). It is intended to monitor some important parameters that will impact the quality of these products. A list of level 2 products (and content) that have arrived during the reporting day to the PCF is also given.

Item	Value
Time of report generation	18APR2013 10:17:35
Data source version	GOMOS/6.01
Start time of products	02-08-2005 (02AUG2005 00:00:00)
Stop time of products	03-08-2005 (03AUG2005 00:00:00)
Store outputs in DB	Yes
Nb of level 2 prods	157
Nb of prods with errors	0

2. Summary of processed GOM_NL__2P products.

Nr	Filename	UTC Start time	Limb	Duration	Star Id	Star Name	Star Mag	Star Temp	Nb Meas	Orbit	Prod. error
1	GOM_NL__2PRFIN20050802_000702_000000432039_00302_17891_5725.N1	02-AUG-2005 00:07:02	Dark	43.000	1	9Alp CMa	-1.4400	11000.	86	17891	No
2	GOM_NL__2PRFIN20050802_001056_000000392039_00302_17891_5726.N1	02-AUG-2005 00:10:56	Dark	39.000	177	1Zet CMa	3.0220	26000.	78	17891	No
3	GOM_NL__2PRFIN20050802_001706_000000442039_00302_17891_5727.N1	02-AUG-2005 00:17:06	Dark	43.500	2	Alp Car	-0.73600	7000.0	87	17891	No
4	GOM_NL__2PRFIN20050802_002742_000000372039_00303_17892_5493.N1	02-AUG-2005 00:27:42	Dark	36.500	135	Bet Hyi	2.8200	5800.0	73	17892	No
5	GOM_NL__2PRFIN20050802_003548_000000402039_00303_17892_5494.N1	02-AUG-2005 00:35:48	Straylight	40.000	45	Alp Pav	1.9400	26000.	80	17892	No
6	GOM_NL__2PRFIN20050802_004409_000000432039_00303_17892_5495.N1	02-AUG-2005 00:44:09	Bright	42.500	103	38Zet Sgr	2.6000	9700.0	85	17892	No
7	GOM_NL__2PRFIN20050802_004631_000000372039_00303_17892_5496.N1	02-AUG-2005 00:46:31	Bright	37.000	155	41Pi Sgr	2.9000	6600.0	74	17892	No
8	GOM_NL__2PRFIN20050802_010324_000000352039_00303_17892_5497.N1	02-AUG-2005 01:03:24	Bright	34.500	5	3Alp Lyr	0.033000	11000.	69	17892	No
9	GOM_NL__2PRFIN20050802_010712_000000362039_00303_17892_5498.N1	02-AUG-2005 01:07:12	Bright	36.000	69	33Gam Dra	2.2310	3800.0	72	17892	No
10	GOM_NL__2PRFIN20050802_011115_000000332039_00303_17892_5499.N1	02-AUG-2005 01:11:15	Bright	33.000	119	14Eta Dra	2.7270	4700.0	66	17892	No
11	GOM_NL__2PRFIN20050802_011523_000000362039_00303_17892_5500.N1	02-AUG-2005 01:15:23	Bright	35.500	60	7Bet UMi	2.0810	3950.0	71	17892	No
12	GOM_NL__2PRFIN20050802_014738_000000482039_00303_17892_5501.N1	02-AUG-2005 01:47:38	Dark	47.500	1	9Alp CMa	-1.4400	11000.	95	17892	No
13	GOM_NL__2PRFIN20050802_015132_000000382039_00303_17892_5502.N1	02-AUG-2005 01:51:32	Dark	38.000	177	1Zet CMa	3.0220	26000.	76	17892	No
14	GOM_NL__2PRFIN20050802_015742_000000432039_00303_17892_5503.N1	02-AUG-2005 01:57:42	Dark	42.500	2	Alp Car	-0.73600	7000.0	85	17892	No
15	GOM_NL__2PRFIN20050802_020819_000000382039_00304_17893_5494.N1	02-AUG-2005 02:08:19	Dark	38.000	135	Bet Hyi	2.8200	5800.0	76	17893	No
16	GOM_NL__2PRFIN20050802_021624_000000382039_00304_17893_5495.N1	02-AUG-2005 02:16:24	Straylight	38.000	45	Alp Pav	1.9400	26000.	76	17893	No
17	GOM_NL__2PRFIN20050802_022445_000000422039_00304_17893_5496.N1	02-AUG-2005 02:24:45	Bright	42.000	103	38Zet Sgr	2.6000	9700.0	84	17893	No
18	GOM_NL__2PRFIN20050802_022707_000000372039_00304_17893_5497.N1	02-AUG-2005 02:27:07	Bright	37.000	155	41Pi Sgr	2.9000	6600.0	74	17893	No
19	GOM_NL__2PRFIN20050802_024400_000000362039_00304_17893_5498.N1	02-AUG-2005 02:44:00	Bright	36.000	5	3Alp Lyr	0.033000	11000.	72	17893	No
20	GOM_NL__2PRFIN20050802_024748_000000362039_00304_17893_5499.N1	02-AUG-2005 02:47:48	Bright	35.500	69	33Gam Dra	2.2310	3800.0	71	17893	No
21	GOM_NL__2PRFIN20050802_025151_000000392039_00304_17893_5500.N1	02-AUG-2005 02:51:51	Bright	38.500	119	14Eta Dra	2.7270	4700.0	77	17893	No
22	GOM_NL__2PRFIN20050802_025559_000000362039_00304_17893_5501.N1	02-AUG-2005 02:55:59	Bright	35.500	60	7Bet UMi	2.0810	3950.0	71	17893	No
23	GOM_NL__2PRFIN20050802_032814_000000402039_00304_17893_5502.N1	02-AUG-2005 03:28:14	Dark	40.000	1	9Alp CMa	-1.4400	11000.	80	17893	No
24	GOM_NL__2PRFIN20050802_033208_000000382039_00304_17893_5503.N1	02-AUG-2005 03:32:08	Dark	38.000	177	1Zet CMa	3.0220	26000.	76	17893	No
25	GOM_NL__2PRFIN20050802_033819_000000452039_00304_17893_5504.N1	02-AUG-2005 03:38:19	Dark	44.500	2	Alp Car	-0.73600	7000.0	89	17893	No
26	GOM_NL__2PRFIN20050802_034855_000000372039_00305_17894_5495.N1	02-AUG-2005 03:48:55	Dark	36.500	135	Bet Hyi	2.8200	5800.0	73	17894	No
27	GOM_NL__2PRFIN20050802_035700_000000392039_00305_17894_5496.N1	02-AUG-2005 03:57:00	Straylight	39.000	45	Alp Pav	1.9400	26000.	78	17894	No
28	GOM_NL__2PRFIN20050802_040521_000000402039_00305_17894_5497.N1	02-AUG-2005 04:05:21	Bright	40.000	103	38Zet Sgr	2.6000	9700.0	80	17894	No
29	GOM_NL__2PRFIN20050802_040744_000000372039_00305_17894_5498.N1	02-AUG-2005 04:07:44	Bright	36.500	155	41Pi Sgr	2.9000	6600.0	73	17894	No
30	GOM_NL__2PRFIN20050802_042436_000000392039_00305_17894_5499.N1	02-AUG-2005 04:24:36	Bright	38.500	5	3Alp Lyr	0.033000	11000.	77	17894	No
31	GOM_NL__2PRFIN20050802_042825_000000372039_00305_17894_5500.N1	02-AUG-2005 04:28:25	Bright	36.500	69	33Gam Dra	2.2310	3800.0	73	17894	No
32	GOM_NL__2PRFIN20050802_043227_000000332039_00305_17894_5501.N1	02-AUG-2005 04:32:27	Bright	32.500	119	14Eta Dra	2.7270	4700.0	65	17894	No
33	GOM_NL__2PRFIN20050802_043636_000000352039_00305_17894_5502.N1	02-AUG-2005 04:36:36	Bright	35.000	60	7Bet UMi	2.0810	3950.0	70	17894	No
34	GOM_NL__2PRFIN20050802_050850_000000432039_00305_17894_5503.N1	02-AUG-2005 05:08:50	Dark	43.000	1	9Alp CMa	-1.4400	11000.	86	17894	No
35	GOM_NL__2PRFIN20050802_051244_000000382039_00305_17894_5504.N1	02-AUG-2005 05:12:44	Dark	37.500	177	1Zet CMa	3.0220	26000.	75	17894	No
36	GOM_NL__2PRFIN20050802_051855_000000492039_00305_17894_5505.N1	02-AUG-2005 05:18:55	Dark	48.500	2	Alp Car	-0.73600	7000.0	97	17894	No
37	GOM_NL__2PRFIN20050802_052931_000000372039_00306_17895_5496.N1	02-AUG-2005 05:29:31	Dark	37.000	135	Bet Hyi	2.8200	5800.0	74	17895	No
38	GOM_NL__2PRFIN20050802_053737_000000382039_00306_17895_5497.N1	02-AUG-2005 05:37:37	Straylight	38.000	45	Alp Pav	1.9400	26000.	76	17895	No
39	GOM_NL__2PRFIN20050802_054557_000000472039_00306_17895_5498.N1	02-AUG-2005 05:45:57	Bright	46.500	103	38Zet Sgr	2.6000	9700.0	93	17895	No
40	GOM_NL__2PRFIN20050802_054820_000000372039_00306_17895_5499.N1	02-AUG-2005 05:48:20	Bright	37.000	155	41Pi Sgr	2.9000	6600.0	74	17895	No
41	GOM_NL__2PRFIN20050802_060512_000000392039_00306_17895_5500.N1	02-AUG-2005 06:05:12	Bright	38.500	5	3Alp Lyr	0.033000	11000.	77	17895	No
42	GOM_NL__2PRFIN20050802_060901_000000382039_00306_17895_5501.N1	02-AUG-2005 06:09:01	Bright	38.000	69	33Gam Dra	2.2310	3800.0	76	17895	No

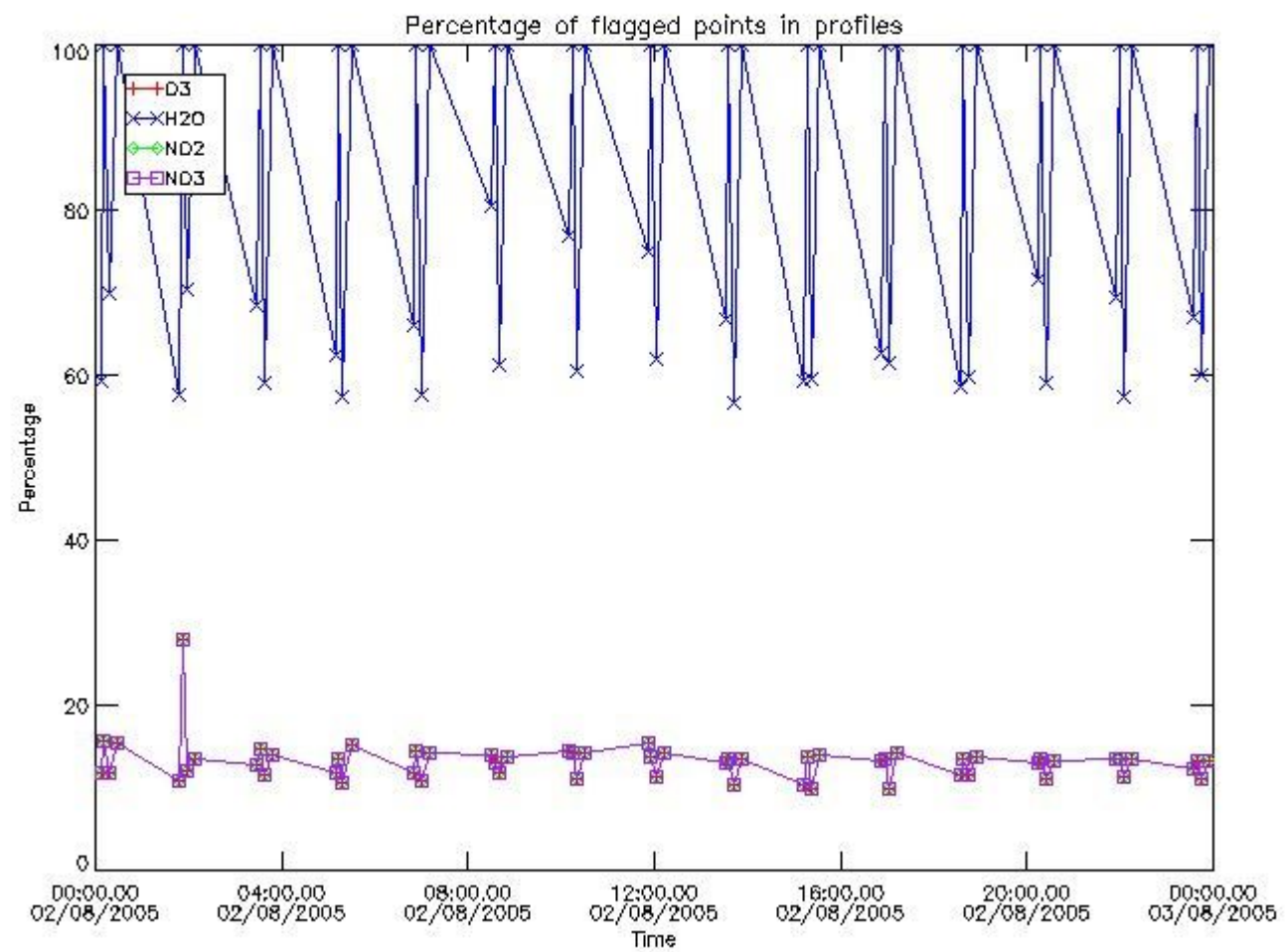
43	GOM_NL__2PRFIN20050802_061304_000000362039_00306_17895_5502.N1	02-AUG-2005 06:13:04	Bright	36.000	119	14Eta Dra	2.7270	4700.0	72	17895	No
44	GOM_NL__2PRFIN20050802_061712_000000522039_00306_17895_5503.N1	02-AUG-2005 06:17:12	Bright	51.500	60	7Bet UMi	2.0810	3950.0	103	17895	No
45	GOM_NL__2PRFIN20050802_064926_000000432039_00306_17895_5504.N1	02-AUG-2005 06:49:26	Dark	43.000	1	9Alp CMa	-1.4400	11000.	86	17895	No
46	GOM_NL__2PRFIN20050802_065320_000000392039_00306_17895_5505.N1	02-AUG-2005 06:53:20	Dark	38.500	177	1Zet CMa	3.0220	26000.	77	17895	No
47	GOM_NL__2PRFIN20050802_065931_000000472039_00306_17895_5506.N1	02-AUG-2005 06:59:31	Dark	46.500	2	Alp Car	-0.73600	7000.0	93	17895	No
48	GOM_NL__2PRFIN20050802_071007_000000362039_00307_17896_5498.N1	02-AUG-2005 07:10:07	Dark	36.000	135	Bet Hyi	2.8200	5800.0	72	17896	No
49	GOM_NL__2PRFIN20050802_071813_000000412039_00307_17896_5499.N1	02-AUG-2005 07:18:13	Straylight	40.500	45	Alp Pav	1.9400	26000.	81	17896	No
50	GOM_NL__2PRFIN20050802_072633_000000402039_00307_17896_5500.N1	02-AUG-2005 07:26:33	Bright	39.500	103	38Zet Sgr	2.6000	9700.0	79	17896	No
51	GOM_NL__2PRFIN20050802_072856_000000362039_00307_17896_5501.N1	02-AUG-2005 07:28:56	Bright	36.000	155	41Pi Sgr	2.9000	6600.0	72	17896	No
52	GOM_NL__2PRFIN20050802_074548_000000372039_00307_17896_5502.N1	02-AUG-2005 07:45:48	Bright	37.000	5	3Alp Lyr	0.033000	11000.	74	17896	No
53	GOM_NL__2PRFIN20050802_074937_000000372039_00307_17896_5503.N1	02-AUG-2005 07:49:37	Bright	36.500	69	33Gam Dra	2.2310	3800.0	73	17896	No
54	GOM_NL__2PRFIN20050802_075340_000000372039_00307_17896_5504.N1	02-AUG-2005 07:53:40	Bright	37.000	119	14Eta Dra	2.7270	4700.0	74	17896	No
55	GOM_NL__2PRFIN20050802_075748_000000342039_00307_17896_5505.N1	02-AUG-2005 07:57:48	Bright	34.000	60	7Bet UMi	2.0810	3950.0	68	17896	No
56	GOM_NL__2PRFIN20050802_083002_000000372039_00307_17896_5506.N1	02-AUG-2005 08:30:02	Dark	36.500	1	9Alp CMa	-1.4400	11000.	73	17896	No
57	GOM_NL__2PRFIN20050802_083357_000000392039_00307_17896_5507.N1	02-AUG-2005 08:33:57	Dark	39.000	177	1Zet CMa	3.0220	26000.	78	17896	No
58	GOM_NL__2PRFIN20050802_084007_000000432039_00307_17896_5508.N1	02-AUG-2005 08:40:07	Dark	43.000	2	Alp Car	-0.73600	7000.0	86	17896	No
59	GOM_NL__2PRFIN20050802_085043_000000372039_00308_17897_5377.N1	02-AUG-2005 08:50:43	Dark	37.000	135	Bet Hyi	2.8200	5800.0	74	17897	No
60	GOM_NL__2PRFIN20050802_085849_000000402039_00308_17897_5378.N1	02-AUG-2005 08:58:49	Straylight	40.000	45	Alp Pav	1.9400	26000.	80	17897	No
61	GOM_NL__2PRFIN20050802_090709_000000462039_00308_17897_5379.N1	02-AUG-2005 09:07:09	Bright	46.000	103	38Zet Sgr	2.6000	9700.0	92	17897	No
62	GOM_NL__2PRFIN20050802_090932_000000362039_00308_17897_5380.N1	02-AUG-2005 09:09:32	Bright	35.500	155	41Pi Sgr	2.9000	6600.0	71	17897	No
63	GOM_NL__2PRFIN20050802_092624_000000392039_00308_17897_5381.N1	02-AUG-2005 09:26:24	Bright	38.500	5	3Alp Lyr	0.033000	11000.	77	17897	No
64	GOM_NL__2PRFIN20050802_093013_000000372039_00308_17897_5382.N1	02-AUG-2005 09:30:13	Bright	37.000	69	33Gam Dra	2.2310	3800.0	74	17897	No
65	GOM_NL__2PRFIN20050802_093416_000000372039_00308_17897_5383.N1	02-AUG-2005 09:34:16	Bright	36.500	119	14Eta Dra	2.7270	4700.0	73	17897	No
66	GOM_NL__2PRFIN20050802_093824_000000522039_00308_17897_5384.N1	02-AUG-2005 09:38:24	Bright	52.000	60	7Bet UMi	2.0810	3950.0	104	17897	No
67	GOM_NL__2PRFIN20050802_101038_000000352039_00308_17897_5385.N1	02-AUG-2005 10:10:38	Dark	35.000	1	9Alp CMa	-1.4400	11000.	70	17897	No
68	GOM_NL__2PRFIN20050802_101433_000000362039_00308_17897_5386.N1	02-AUG-2005 10:14:33	Dark	36.000	177	1Zet CMa	3.0220	26000.	72	17897	No
69	GOM_NL__2PRFIN20050802_102043_000000462039_00308_17897_5387.N1	02-AUG-2005 10:20:43	Dark	46.000	2	Alp Car	-0.73600	7000.0	92	17897	No
70	GOM_NL__2PRFIN20050802_103120_000000362039_00309_17898_5377.N1	02-AUG-2005 10:31:20	Dark	36.000	135	Bet Hyi	2.8200	5800.0	72	17898	No
71	GOM_NL__2PRFIN20050802_103925_000000402039_00309_17898_5378.N1	02-AUG-2005 10:39:25	Straylight	39.500	45	Alp Pav	1.9400	26000.	79	17898	No
72	GOM_NL__2PRFIN20050802_104745_000000412039_00309_17898_5379.N1	02-AUG-2005 10:47:45	Bright	40.500	103	38Zet Sgr	2.6000	9700.0	81	17898	No
73	GOM_NL__2PRFIN20050802_105008_000000372039_00309_17898_5380.N1	02-AUG-2005 10:50:08	Bright	36.500	155	41Pi Sgr	2.9000	6600.0	73	17898	No
74	GOM_NL__2PRFIN20050802_110700_000000392039_00309_17898_5381.N1	02-AUG-2005 11:07:00	Bright	38.500	5	3Alp Lyr	0.033000	11000.	77	17898	No
75	GOM_NL__2PRFIN20050802_111049_000000392039_00309_17898_5382.N1	02-AUG-2005 11:10:49	Bright	39.000	69	33Gam Dra	2.2310	3800.0	78	17898	No
76	GOM_NL__2PRFIN20050802_111453_000000372039_00309_17898_5383.N1	02-AUG-2005 11:14:53	Bright	36.500	119	14Eta Dra	2.7270	4700.0	73	17898	No
77	GOM_NL__2PRFIN20050802_111900_000000342039_00309_17898_5384.N1	02-AUG-2005 11:19:00	Bright	33.500	60	7Bet UMi	2.0810	3950.0	67	17898	No
78	GOM_NL__2PRFIN20050802_115114_000000372039_00309_17898_5385.N1	02-AUG-2005 11:51:14	Dark	36.500	1	9Alp CMa	-1.4400	11000.	73	17898	No
79	GOM_NL__2PRFIN20050802_115509_000000372039_00309_17898_5386.N1	02-AUG-2005 11:55:09	Dark	37.000	177	1Zet CMa	3.0220	26000.	74	17898	No
80	GOM_NL__2PRFIN20050802_120119_000000452039_00309_17898_5387.N1	02-AUG-2005 12:01:19	Dark	45.000	2	Alp Car	-0.73600	7000.0	90	17898	No
81	GOM_NL__2PRFIN20050802_121156_000000362039_00310_17899_5377.N1	02-AUG-2005 12:11:56	Dark	36.000	135	Bet Hyi	2.8200	5800.0	72	17899	No
82	GOM_NL__2PRFIN20050802_122001_000000422039_00310_17899_5378.N1	02-AUG-2005 12:20:01	Straylight	42.000	45	Alp Pav	1.9400	26000.	84	17899	No
83	GOM_NL__2PRFIN20050802_122821_000000472039_00310_17899_5379.N1	02-AUG-2005 12:28:21	Bright	46.500	103	38Zet Sgr	2.6000	9700.0	93	17899	No
84	GOM_NL__2PRFIN20050802_123044_000000362039_00310_17899_5380.N1	02-AUG-2005 12:30:44	Bright	35.500	155	41Pi Sgr	2.9000	6600.0	71	17899	No
85	GOM_NL__2PRFIN20050802_124736_000000402039_00310_17899_5381.N1	02-AUG-2005 12:47:36	Bright	39.500	5	3Alp Lyr	0.033000	11000.	79	17899	No
86	GOM_NL__2PRFIN20050802_125125_000000352039_00310_17899_5382.N1	02-AUG-2005 12:51:25	Bright	34.500	69	33Gam Dra	2.2310	3800.0	69	17899	No
87	GOM_NL__2PRFIN20050802_125529_000000372039_00310_17899_5383.N1	02-AUG-2005 12:55:29	Bright	37.000	119	14Eta Dra	2.7270	4700.0	74	17899	No
88	GOM_NL__2PRFIN20050802_125937_000000332039_00310_17899_5384.N1	02-AUG-2005 12:59:37	Bright	32.500	60	7Bet UMi	2.0810	3950.0	65	17899	No
89	GOM_NL__2PRFIN20050802_133150_000000402039_00310_17899_5385.N1	02-AUG-2005 13:31:50	Dark	39.500	1	9Alp CMa	-1.4400	11000.	79	17899	No
90	GOM_NL__2PRFIN20050802_133545_000000382039_00310_17899_5386.N1	02-AUG-2005 13:35:45	Dark	37.500	177	1Zet CMa	3.0220	26000.	75	17899	No
91	GOM_NL__2PRFIN20050802_134154_000000492039_00310_17899_5387.N1	02-AUG-2005 13:41:54	Dark	49.000	2	Alp Car	-0.73600	7000.0	98	17899	No
92	GOM_NL__2PRFIN20050802_135232_000000382039_00311_17900_5377.N1	02-AUG-2005 13:52:32	Dark	37.500	135	Bet Hyi	2.8200	5800.0	75	17900	No
93	GOM_NL__2PRFIN20050802_140037_000000382039_00311_17900_5378.N1	02-AUG-2005 14:00:37	Straylight	38.000	45	Alp Pav	1.9400	26000.	76	17900	No
94	GOM_NL__2PRFIN20050802_140857_000000392039_00311_17900_5379.N1	02-AUG-2005 14:08:57	Bright	38.500	103	38Zet Sgr	2.6000	9700.0	77	17900	No
95	GOM_NL__2PRFIN20050802_141120_000000362039_00311_17900_5380.N1	02-AUG-2005 14:11:20	Bright	36.000	155	41Pi Sgr	2.9000	6600.0	72	17900	No
96	GOM_NL__2PRFIN20050802_142812_000000352039_00311_17900_5381.N1	02-AUG-2005 14:28:12	Bright	35.000	5	3Alp Lyr	0.033000	11000.	70	17900	No
97	GOM_NL__2PRFIN20050802_143201_000000372039_00311_17900_5382.N1	02-AUG-2005 14:32:01	Bright	36.500	69	33Gam Dra	2.2310	3800.0	73	17900	No
98	GOM_NL__2PRFIN20050802_143605_000000332039_00311_17900_5383.N1	02-AUG-2005 14:36:05	Bright	33.000	119	14Eta Dra	2.7270	4700.0	66	17900	No
99	GOM_NL__2PRFIN20050802_144013_000000332039_00311_17900_5384.N1	02-AUG-2005 14:40:13	Bright	32.500	60	7Bet UMi	2.0810	3950.0	65	17900	No
100	GOM_NL__2PRFIN20050802_151226_000000502039_00311_17900_5385.N1	02-AUG-2005 15:12:26	Dark	49.500	1	9Alp CMa	-1.4400	11000.	99	17900	No
101	GOM_NL__2PRFIN20050802_151621_000000372039_00311_17900_5386.N1	02-AUG-2005 15:16:21	Dark	37.000	177	1Zet CMa	3.0220	26000.	74	17900	No

102	GOM_NL__2PRFIN20050802_152230_000000512039_00311_17900_5387.N1	02-AUG-2005 15:22:30	Dark	51.000	2	Alp Car	-0.73600	7000.0	102	17900	No
103	GOM_NL__2PRFIN20050802_153308_000000372039_00312_17901_5397.N1	02-AUG-2005 15:33:08	Dark	36.500	135	Bet Hyi	2.8200	5800.0	73	17901	No
104	GOM_NL__2PRFIN20050802_154113_000000372039_00312_17901_5398.N1	02-AUG-2005 15:41:13	Straylight	36.500	45	Alp Pav	1.9400	26000.	73	17901	No
105	GOM_NL__2PRFIN20050802_154933_000000442039_00312_17901_5399.N1	02-AUG-2005 15:49:33	Bright	43.500	103	38Zet Sgr	2.6000	9700.0	87	17901	No
106	GOM_NL__2PRFIN20050802_155156_000000382039_00312_17901_5400.N1	02-AUG-2005 15:51:56	Bright	37.500	155	41Pi Sgr	2.9000	6600.0	75	17901	No
107	GOM_NL__2PRFIN20050802_160848_000000382039_00312_17901_5401.N1	02-AUG-2005 16:08:48	Bright	37.500	5	3Alp Lyr	0.033000	11000.	75	17901	No
108	GOM_NL__2PRFIN20050802_161237_000000392039_00312_17901_5402.N1	02-AUG-2005 16:12:37	Bright	38.500	69	33Gam Dra	2.2310	3800.0	77	17901	No
109	GOM_NL__2PRFIN20050802_161641_000000372039_00312_17901_5403.N1	02-AUG-2005 16:16:41	Bright	37.000	119	14Eta Dra	2.7270	4700.0	74	17901	No
110	GOM_NL__2PRFIN20050802_162049_000000372039_00312_17901_5404.N1	02-AUG-2005 16:20:49	Bright	37.000	60	7Bet UMi	2.0810	3950.0	74	17901	No
111	GOM_NL__2PRFIN20050802_165302_000000422039_00312_17901_5405.N1	02-AUG-2005 16:53:02	Dark	42.000	1	9Alp CMa	-1.4400	11000.	84	17901	No
112	GOM_NL__2PRFIN20050802_165657_000000382039_00312_17901_5406.N1	02-AUG-2005 16:56:57	Dark	38.000	177	1Zet CMa	3.0220	26000.	76	17901	No
113	GOM_NL__2PRFIN20050802_170307_000000512039_00312_17901_5407.N1	02-AUG-2005 17:03:07	Dark	51.000	2	Alp Car	-0.73600	7000.0	102	17901	No
114	GOM_NL__2PRFIN20050802_171344_000000362039_00313_17902_5398.N1	02-AUG-2005 17:13:44	Dark	36.000	135	Bet Hyi	2.8200	5800.0	72	17902	No
115	GOM_NL__2PRFIN20050802_172150_000000382039_00313_17902_5399.N1	02-AUG-2005 17:21:50	Straylight	37.500	45	Alp Pav	1.9400	26000.	75	17902	No
116	GOM_NL__2PRFIN20050802_173010_000000522039_00313_17902_5400.N1	02-AUG-2005 17:30:10	Bright	52.000	103	38Zet Sgr	2.6000	9700.0	104	17902	No
117	GOM_NL__2PRFIN20050802_173232_000000372039_00313_17902_5401.N1	02-AUG-2005 17:32:32	Bright	37.000	155	41Pi Sgr	2.9000	6600.0	74	17902	No
118	GOM_NL__2PRFIN20050802_174924_000000352039_00313_17902_5402.N1	02-AUG-2005 17:49:24	Bright	35.000	5	3Alp Lyr	0.033000	11000.	70	17902	No
119	GOM_NL__2PRFIN20050802_175314_000000352039_00313_17902_5403.N1	02-AUG-2005 17:53:14	Bright	35.000	69	33Gam Dra	2.2310	3800.0	70	17902	No
120	GOM_NL__2PRFIN20050802_175718_000000352039_00313_17902_5404.N1	02-AUG-2005 17:57:18	Bright	35.000	119	14Eta Dra	2.7270	4700.0	70	17902	No
121	GOM_NL__2PRFIN20050802_180125_000000342039_00313_17902_5405.N1	02-AUG-2005 18:01:25	Bright	34.000	60	7Bet UMi	2.0810	3950.0	68	17902	No
122	GOM_NL__2PRFIN20050802_183338_000000442039_00313_17902_5406.N1	02-AUG-2005 18:33:38	Dark	44.000	1	9Alp CMa	-1.4400	11000.	88	17902	No
123	GOM_NL__2PRFIN20050802_183733_000000382039_00313_17902_5407.N1	02-AUG-2005 18:37:33	Dark	38.000	177	1Zet CMa	3.0220	26000.	76	17902	No
124	GOM_NL__2PRFIN20050802_184343_000000442039_00313_17902_5408.N1	02-AUG-2005 18:43:43	Dark	44.000	2	Alp Car	-0.73600	7000.0	88	17902	No
125	GOM_NL__2PRFIN20050802_185420_000000372039_00314_17903_5399.N1	02-AUG-2005 18:54:20	Dark	37.000	135	Bet Hyi	2.8200	5800.0	74	17903	No
126	GOM_NL__2PRFIN20050802_190226_000000382039_00314_17903_5400.N1	02-AUG-2005 19:02:26	Straylight	37.500	45	Alp Pav	1.9400	26000.	75	17903	No
127	GOM_NL__2PRFIN20050802_191046_000000382039_00314_17903_5401.N1	02-AUG-2005 19:10:46	Bright	38.000	103	38Zet Sgr	2.6000	9700.0	76	17903	No
128	GOM_NL__2PRFIN20050802_191308_000000362039_00314_17903_5402.N1	02-AUG-2005 19:13:08	Bright	35.500	155	41Pi Sgr	2.9000	6600.0	71	17903	No
129	GOM_NL__2PRFIN20050802_193000_000000402039_00314_17903_5403.N1	02-AUG-2005 19:30:00	Bright	40.000	5	3Alp Lyr	0.033000	11000.	80	17903	No
130	GOM_NL__2PRFIN20050802_193350_000000382039_00314_17903_5404.N1	02-AUG-2005 19:33:50	Bright	38.000	69	33Gam Dra	2.2310	3800.0	76	17903	No
131	GOM_NL__2PRFIN20050802_193754_000000372039_00314_17903_5405.N1	02-AUG-2005 19:37:54	Bright	36.500	119	14Eta Dra	2.7270	4700.0	73	17903	No
132	GOM_NL__2PRFIN20050802_194201_000000372039_00314_17903_5406.N1	02-AUG-2005 19:42:01	Bright	36.500	60	7Bet UMi	2.0810	3950.0	73	17903	No
133	GOM_NL__2PRFIN20050802_201414_000000392039_00314_17903_5407.N1	02-AUG-2005 20:14:14	Dark	39.000	1	9Alp CMa	-1.4400	11000.	78	17903	No
134	GOM_NL__2PRFIN20050802_201809_000000382039_00314_17903_5408.N1	02-AUG-2005 20:18:09	Dark	38.000	177	1Zet CMa	3.0220	26000.	76	17903	No
135	GOM_NL__2PRFIN20050802_202419_000000462039_00314_17903_5409.N1	02-AUG-2005 20:24:19	Dark	45.500	2	Alp Car	-0.73600	7000.0	91	17903	No
136	GOM_NL__2PRFIN20050802_203457_000000382039_00315_17904_5399.N1	02-AUG-2005 20:34:57	Dark	38.000	135	Bet Hyi	2.8200	5800.0	76	17904	No
137	GOM_NL__2PRFIN20050802_205122_000000412039_00315_17904_5400.N1	02-AUG-2005 20:51:22	Bright	40.500	103	38Zet Sgr	2.6000	9700.0	81	17904	No
138	GOM_NL__2PRFIN20050802_205345_000000372039_00315_17904_5401.N1	02-AUG-2005 20:53:45	Bright	37.000	155	41Pi Sgr	2.9000	6600.0	74	17904	No
139	GOM_NL__2PRFIN20050802_211036_000000522039_00315_17904_5402.N1	02-AUG-2005 21:10:36	Bright	52.000	5	3Alp Lyr	0.033000	11000.	104	17904	No
140	GOM_NL__2PRFIN20050802_211426_000000382039_00315_17904_5403.N1	02-AUG-2005 21:14:26	Bright	38.000	69	33Gam Dra	2.2310	3800.0	76	17904	No
141	GOM_NL__2PRFIN20050802_211830_000000392039_00315_17904_5404.N1	02-AUG-2005 21:18:30	Bright	38.500	119	14Eta Dra	2.7270	4700.0	77	17904	No
142	GOM_NL__2PRFIN20050802_212238_000000362039_00315_17904_5405.N1	02-AUG-2005 21:22:38	Bright	36.000	60	7Bet UMi	2.0810	3950.0	72	17904	No
143	GOM_NL__2PRFIN20050802_215450_000000382039_00315_17904_5406.N1	02-AUG-2005 21:54:50	Dark	38.000	1	9Alp CMa	-1.4400	11000.	76	17904	No
144	GOM_NL__2PRFIN20050802_215845_000000382039_00315_17904_5407.N1	02-AUG-2005 21:58:45	Dark	38.000	177	1Zet CMa	3.0220	26000.	76	17904	No
145	GOM_NL__2PRFIN20050802_220455_000000452039_00315_17904_5408.N1	02-AUG-2005 22:04:55	Dark	45.000	2	Alp Car	-0.73600	7000.0	90	17904	No
146	GOM_NL__2PRFIN20050802_221533_000000382039_00316_17905_5401.N1	02-AUG-2005 22:15:33	Dark	38.000	135	Bet Hyi	2.8200	5800.0	76	17905	No
147	GOM_NL__2PRFIN20050802_222338_000000422039_00316_17905_5402.N1	02-AUG-2005 22:23:38	Straylight	41.500	45	Alp Pav	1.9400	26000.	83	17905	No
148	GOM_NL__2PRFIN20050802_223158_000000392039_00316_17905_5403.N1	02-AUG-2005 22:31:58	Bright	39.000	103	38Zet Sgr	2.6000	9700.0	78	17905	No
149	GOM_NL__2PRFIN20050802_223421_000000382039_00316_17905_5404.N1	02-AUG-2005 22:34:21	Bright	37.500	155	41Pi Sgr	2.9000	6600.0	75	17905	No
150	GOM_NL__2PRFIN20050802_225112_000000342039_00316_17905_5405.N1	02-AUG-2005 22:51:12	Bright	33.500	5	3Alp Lyr	0.033000	11000.	67	17905	No
151	GOM_NL__2PRFIN20050802_225502_000000402039_00316_17905_5406.N1	02-AUG-2005 22:55:02	Bright	39.500	69	33Gam Dra	2.2310	3800.0	79	17905	No
152	GOM_NL__2PRFIN20050802_225906_000000342039_00316_17905_5407.N1	02-AUG-2005 22:59:06	Bright	33.500	119	14Eta Dra	2.7270	4700.0	67	17905	No
153	GOM_NL__2PRFIN20050802_230314_000000322039_00316_17905_5408.N1	02-AUG-2005 23:03:14	Bright	32.000	60	7Bet UMi	2.0810	3950.0	64	17905	No
154	GOM_NL__2PRFIN20050802_233526_000000412039_00316_17905_5409.N1	02-AUG-2005 23:35:26	Dark	41.000	1	9Alp CMa	-1.4400	11000.	82	17905	No
155	GOM_NL__2PRFIN20050802_233921_000000392039_00316_17905_5410.N1	02-AUG-2005 23:39:21	Dark	38.500	177	1Zet CMa	3.0220	26000.	77	17905	No
156	GOM_NL__2PRFIN20050802_234530_000000512039_00316_17905_5411.N1	02-AUG-2005 23:45:30	Dark	50.500	2	Alp Car	-0.73600	7000.0	101	17905	No
157	GOM_NL__2PRFIN20050802_235609_000000392039_00317_17906_5402.N1	02-AUG-2005 23:56:09	Dark	38.500	135	Bet Hyi	2.8200	5800.0	77	17906	No

3. Quality information per product

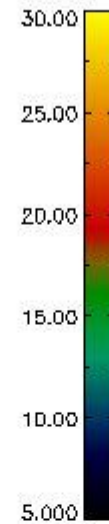
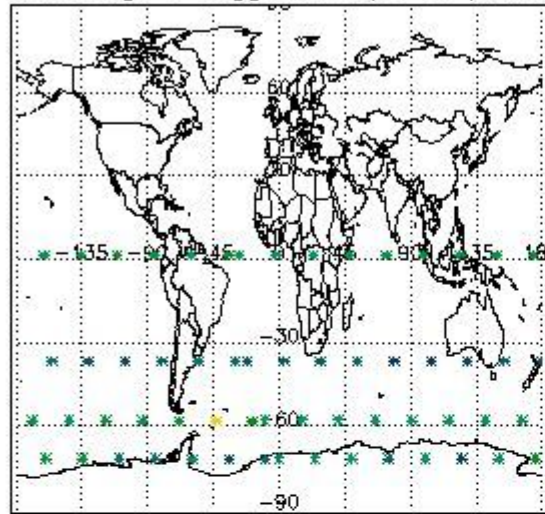
In this section it is plotted some information contained in the Quality Summary data set of the level 2 products. Only products in dark limb conditions and without errors (error flag in the MPH set to "0") are used.

3.1 Plot quality information per product (time dependant)


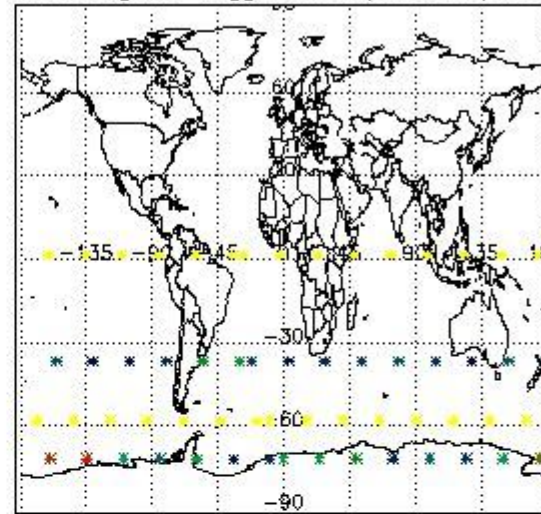


3.2 Plot quality information per product (world map)


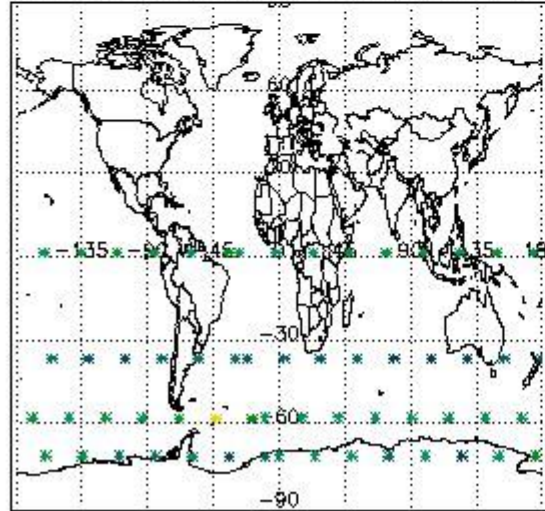
Percentage of flagged data per O3 profile




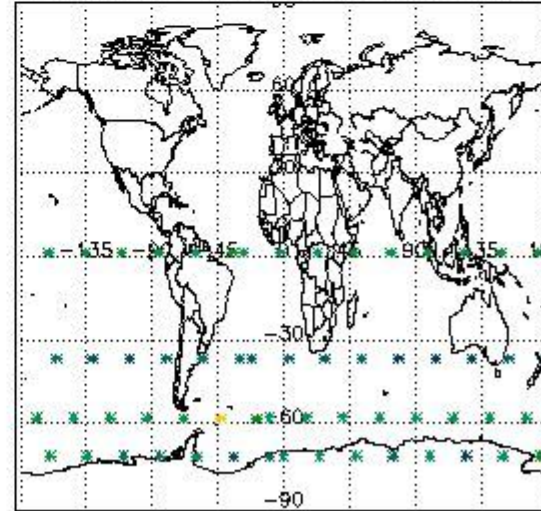
Percentage of flagged data per H2O profile



Percentage of flagged data per NO2 profile



Percentage of flagged data per NO3 profile

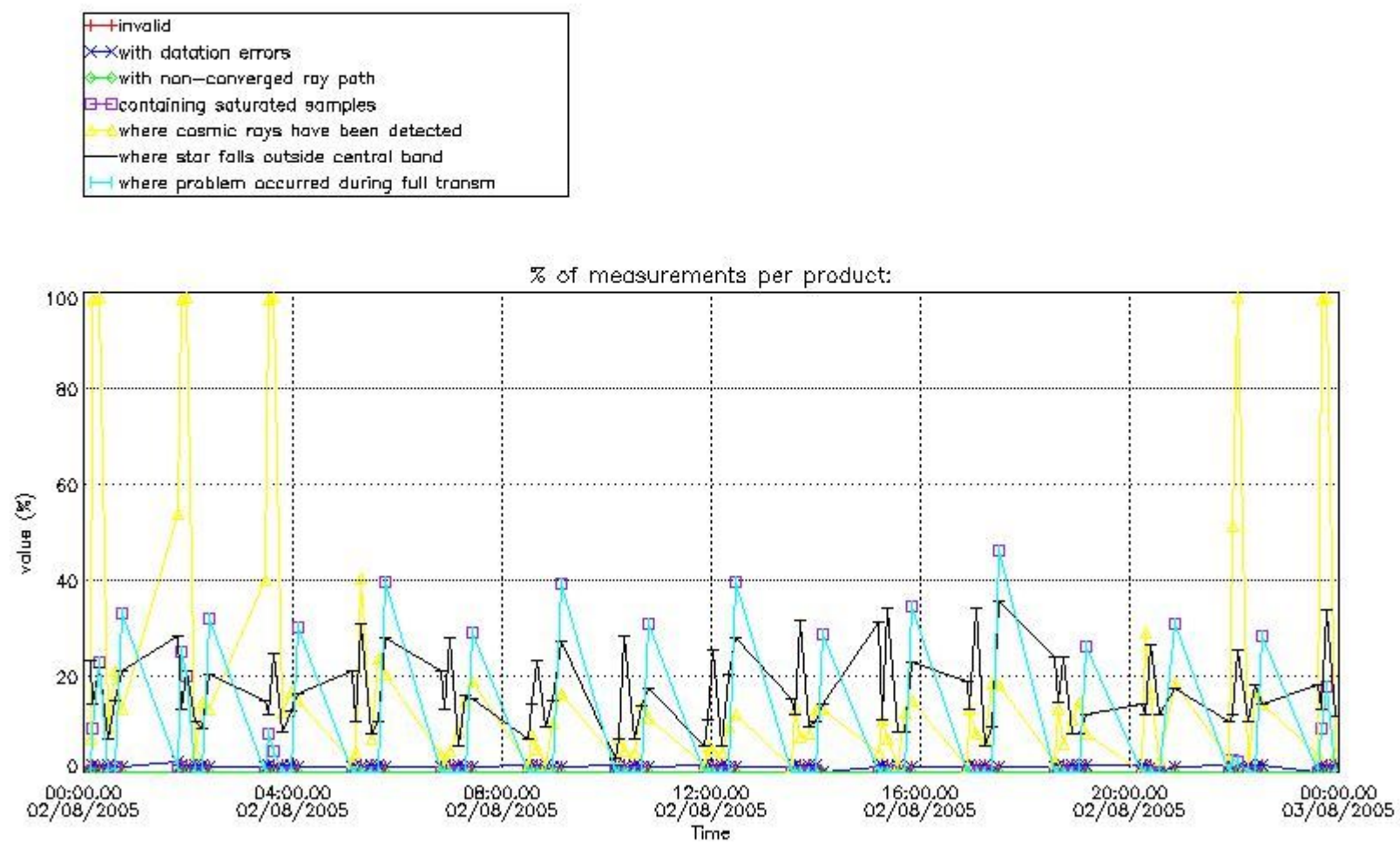


4. Level 1 quality information per product

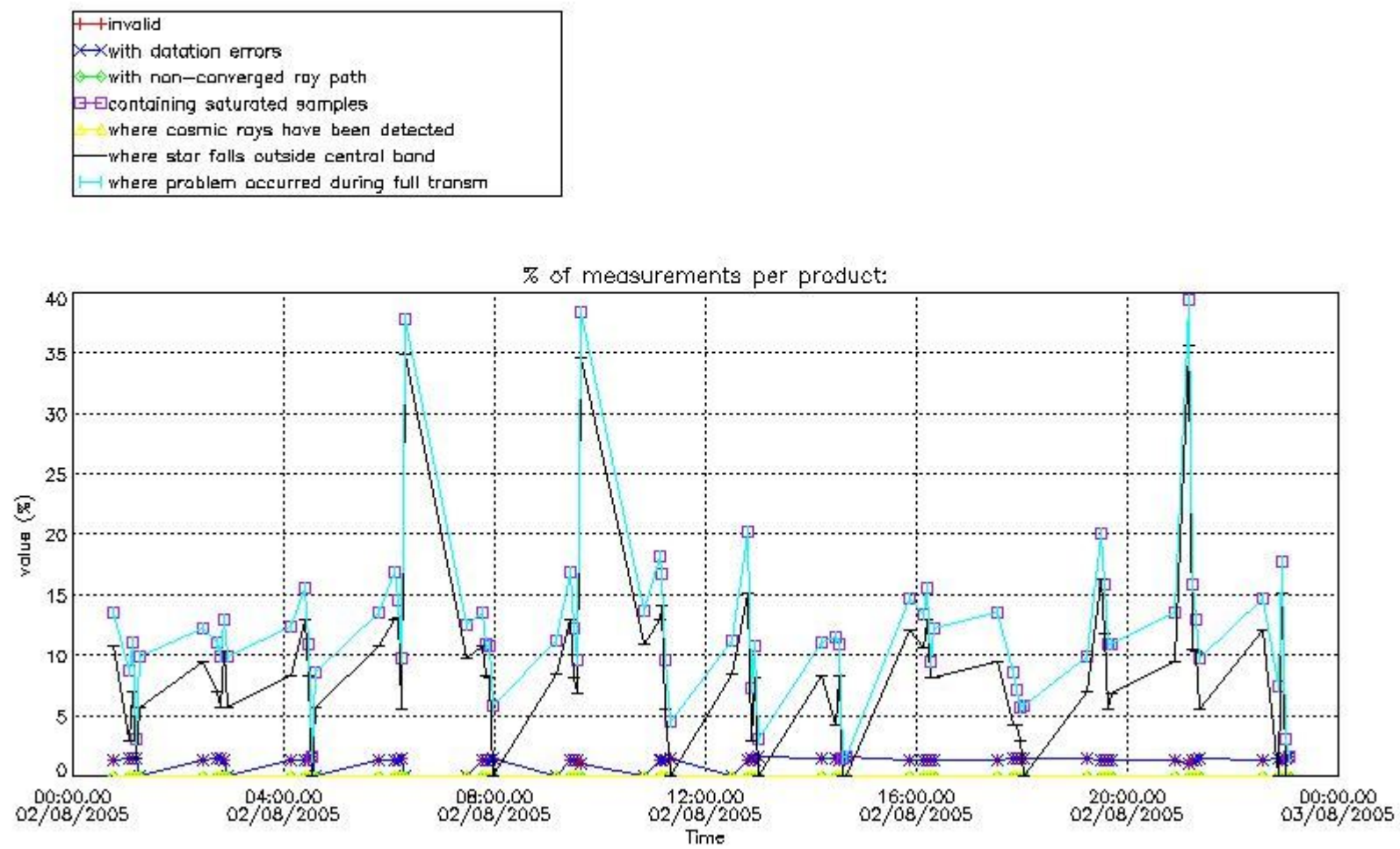
In this section it is plotted some information contained in the Quality Summary data set of the level 2 products that comes from the level 1b processing. Products without errors (error flag in the MPH set to "0") are used.

4.1 Plot quality information per product (time dependant) coming from level 1b processing

4.1.1 Plot level 1 quality information per product (time dependant): ENVISAT ASCENDING passes

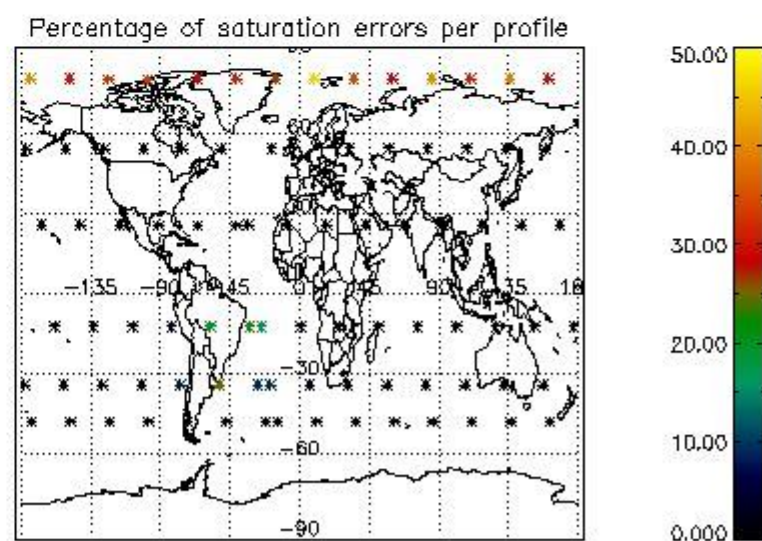
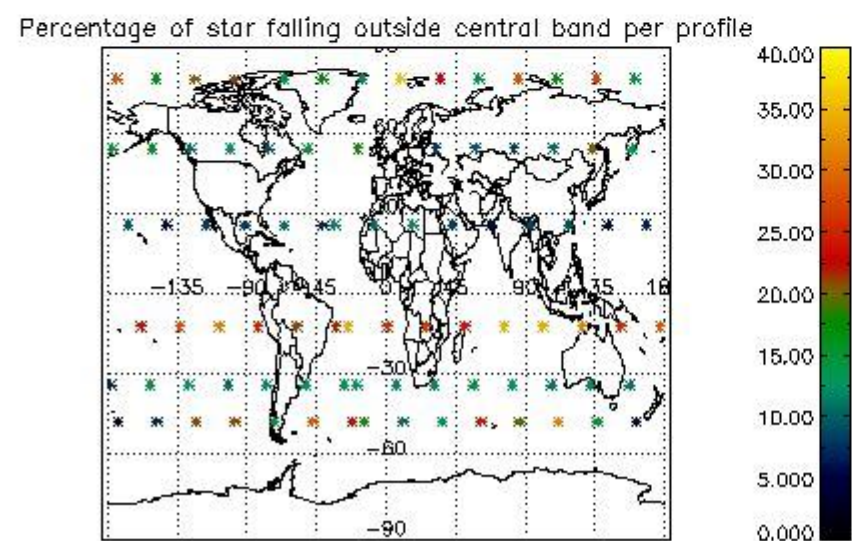
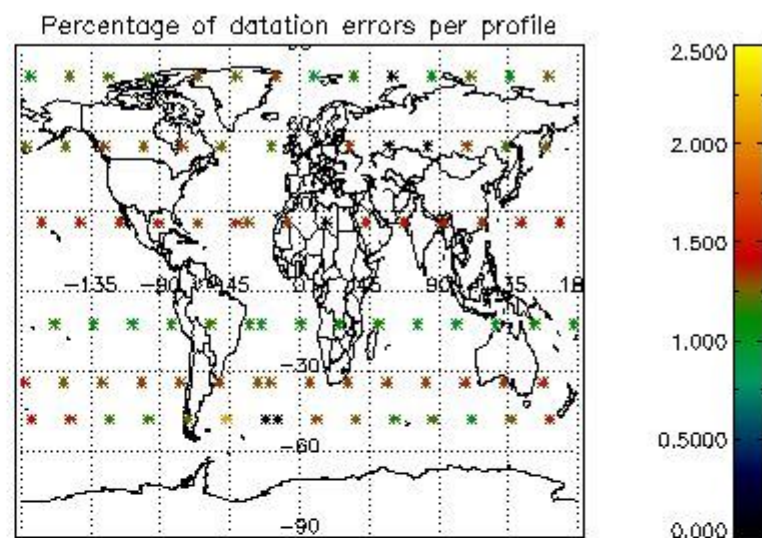
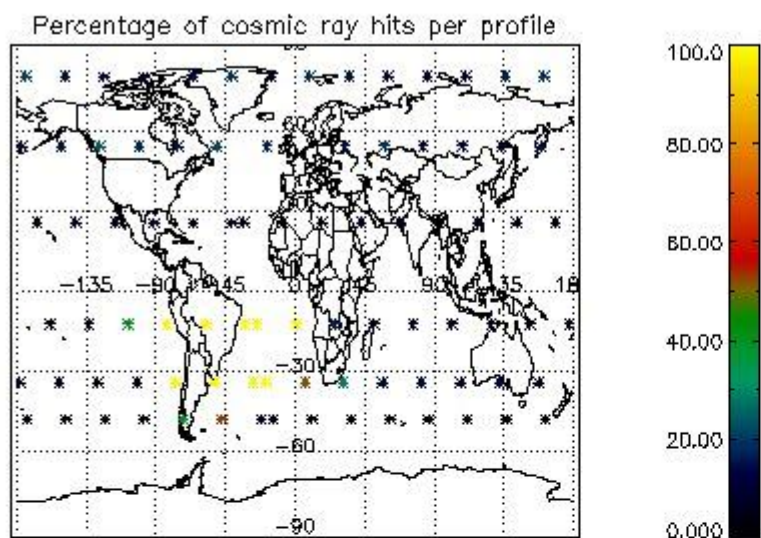


4.1.2 Plot level 1 quality information per product (time dependant): ENVI SAT DESCENDING passes

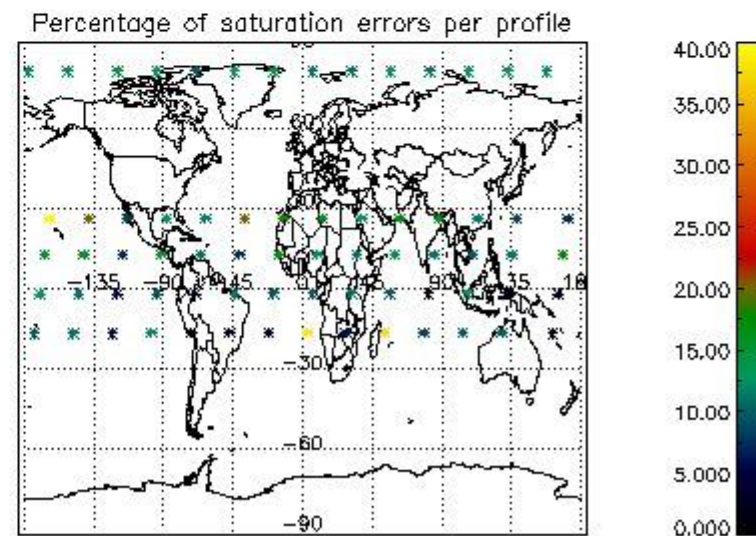
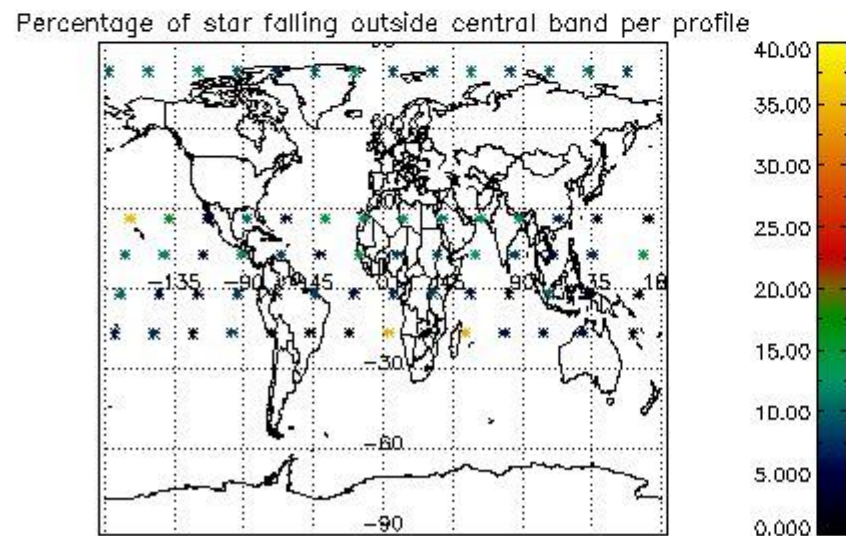
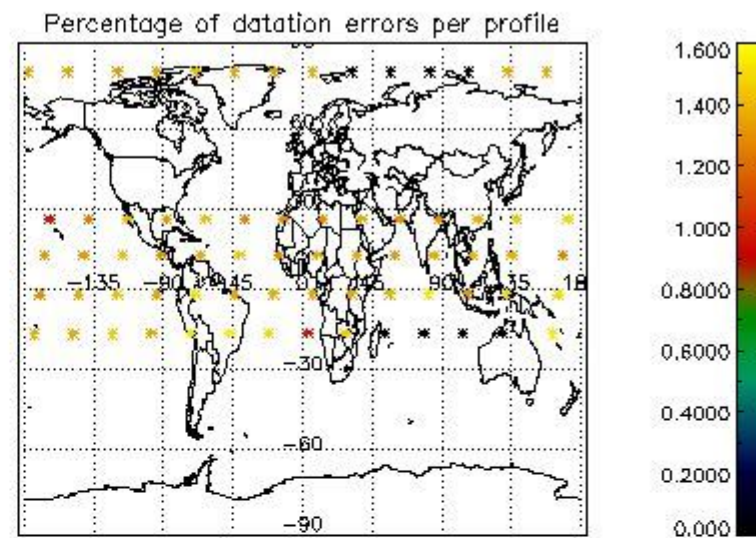
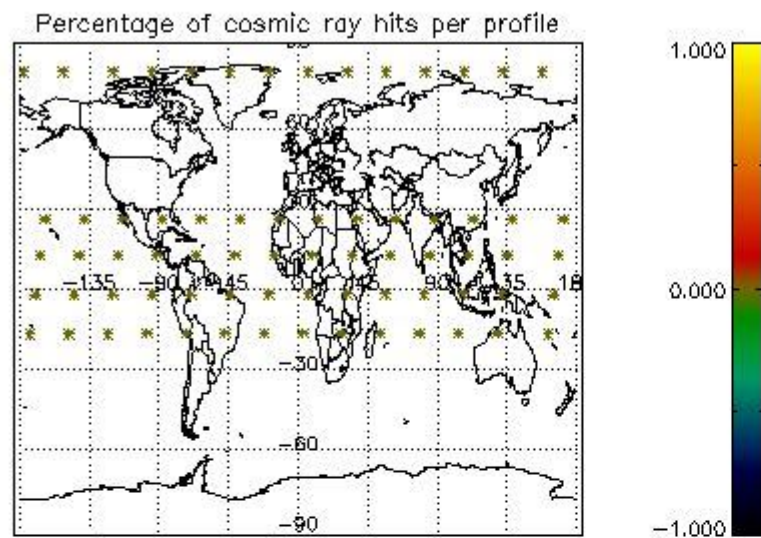


4.2 Plot quality information per product coming from level 1b processing (world map)

4.2.1 Plot level 1 quality information per product (world map): ENVISAT ASCENDING passes



4.2.2 Plot level 1 quality information per product (world map): ENVISAT DESCENDING passes



5. Trace gas profiles

5.1 Ozone statistics based on quality of products

The final quality of the products can be "measured" using the STD (Standard Deviation) attached to every point profile. This information is written to the parameter GOM_NL__2P/NL_LOCAL_SPECIES_DENSITY/o3_std of the level 2 products. The table below shows the statistics for given STD ranges.

The statistics are given with respect to the overall valid production:

- Products without fatal errors: GOM_NL__2P/MPH/PRODUCT_ERR=0
- Valid point profile: GOM_NL__2P/NL_LOCAL_SPECIES_DENSITY/pcd(0)=0

The 'Criteria' is applied to valid points of dark limb products:

- Products in dark limb illumination condition: GOM_NL__2P/NL_SUMMARY_QUALITY/obs_ill_cond=0
- Products without fatal errors: GOM_NL__2P/MPH/PRODUCT_ERR=0
- Valid point profile: GOM_NL__2P/NL_LOCAL_SPECIES_DENSITY/pcd(0)=0

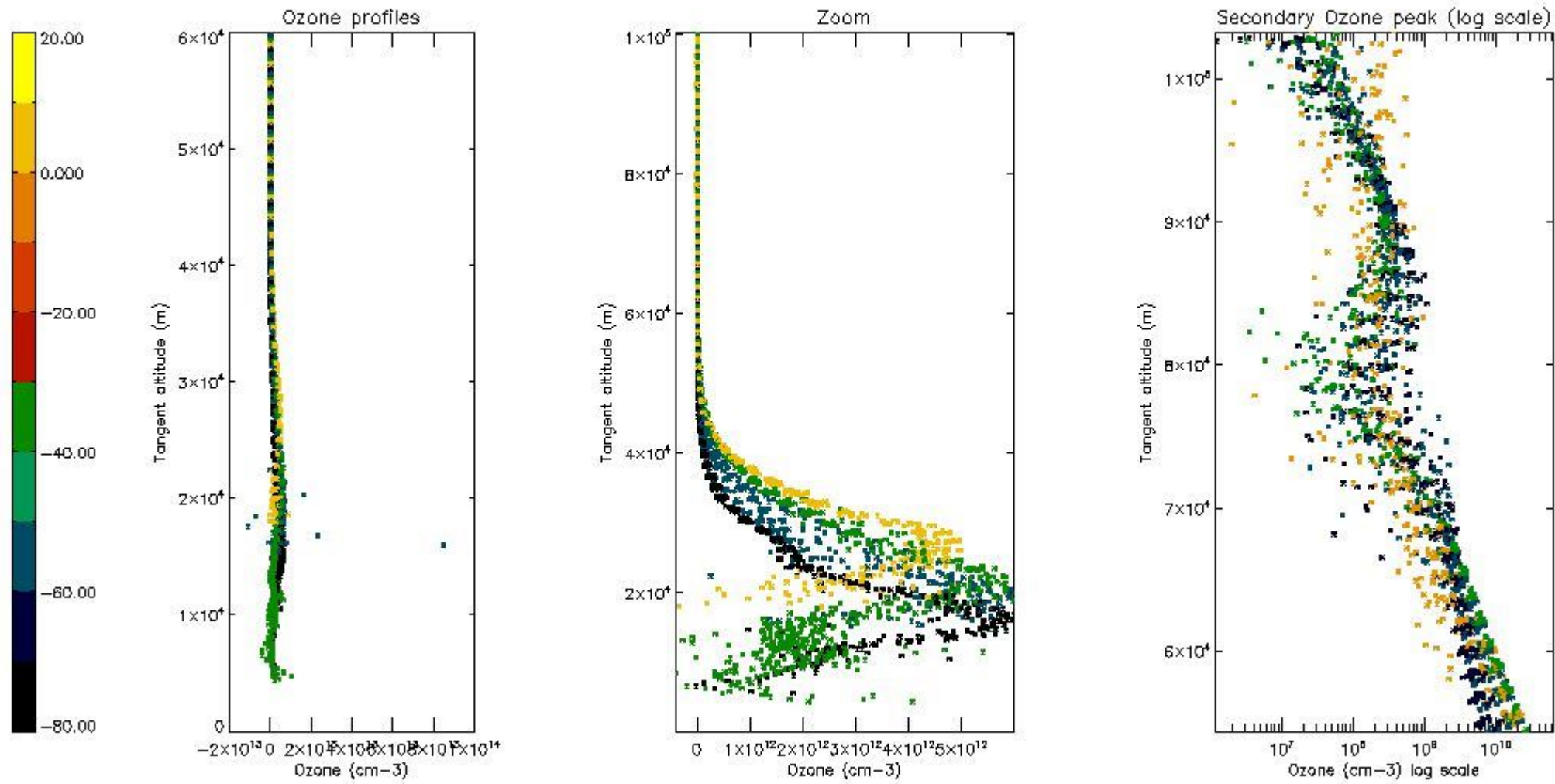
So, the table below shows the percentage of dark limb and valid observations for each criteria with respect to the overall valid daily observations.

Criteria	% of total production
All STD	41
STD < 20	28

STD < 10	22
STD < 5	17

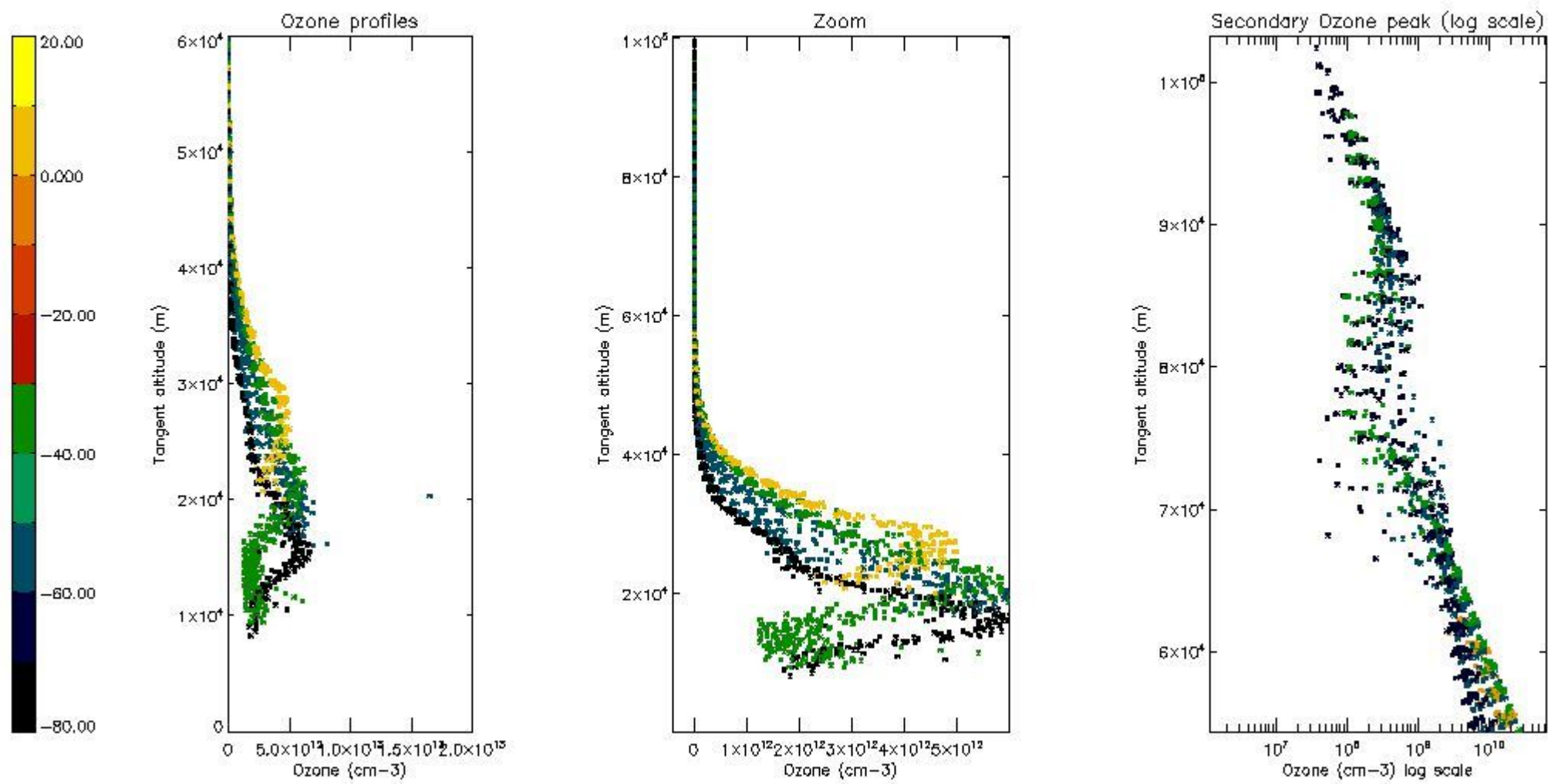
5.2 Plot ozone profiles for all STD (dark without errors)

The colorbar represents the latitude.



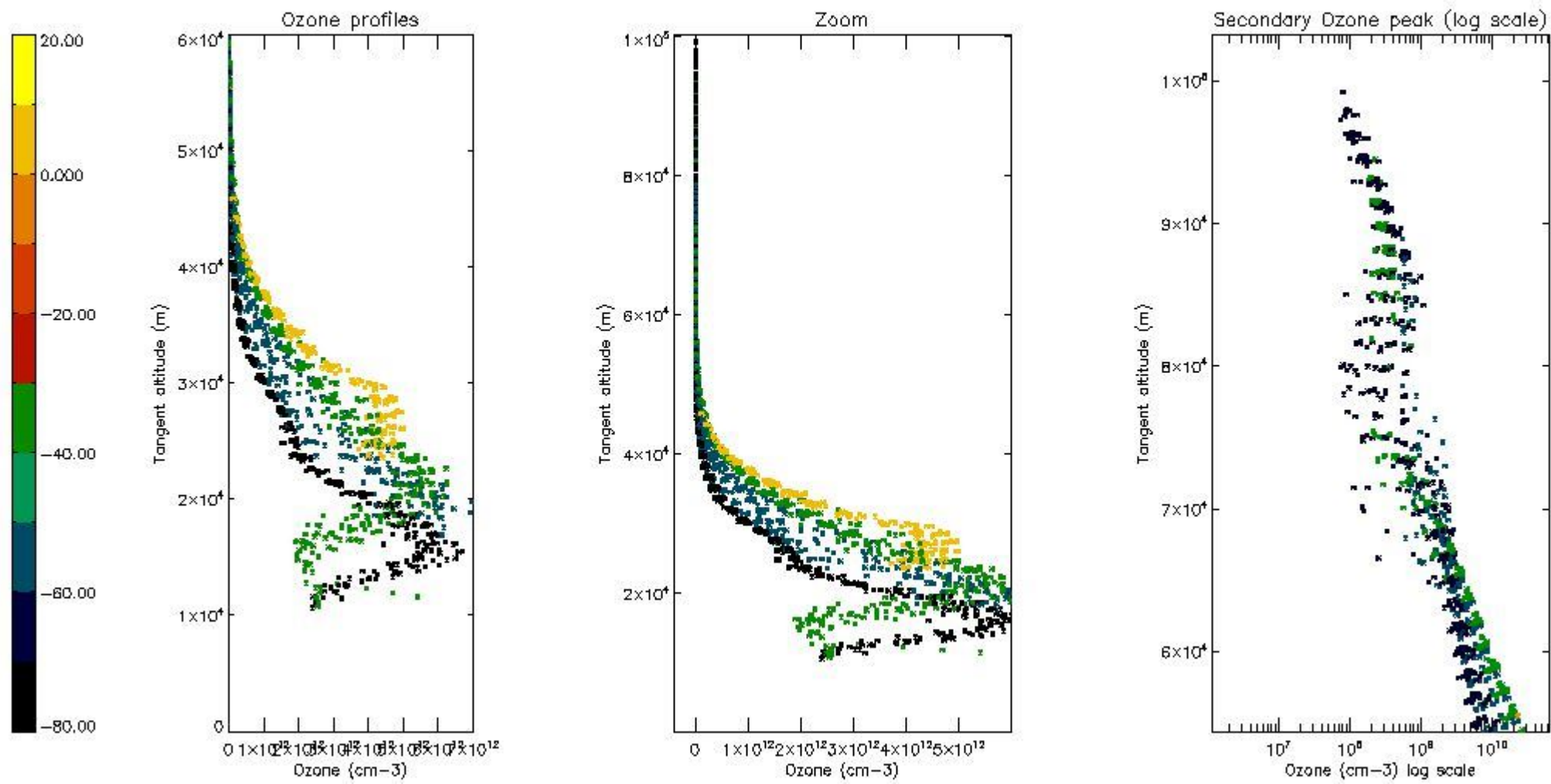
5.3 Plot ozone profiles where STD < 20% (dark without errors)

The colorbar represents the latitude.



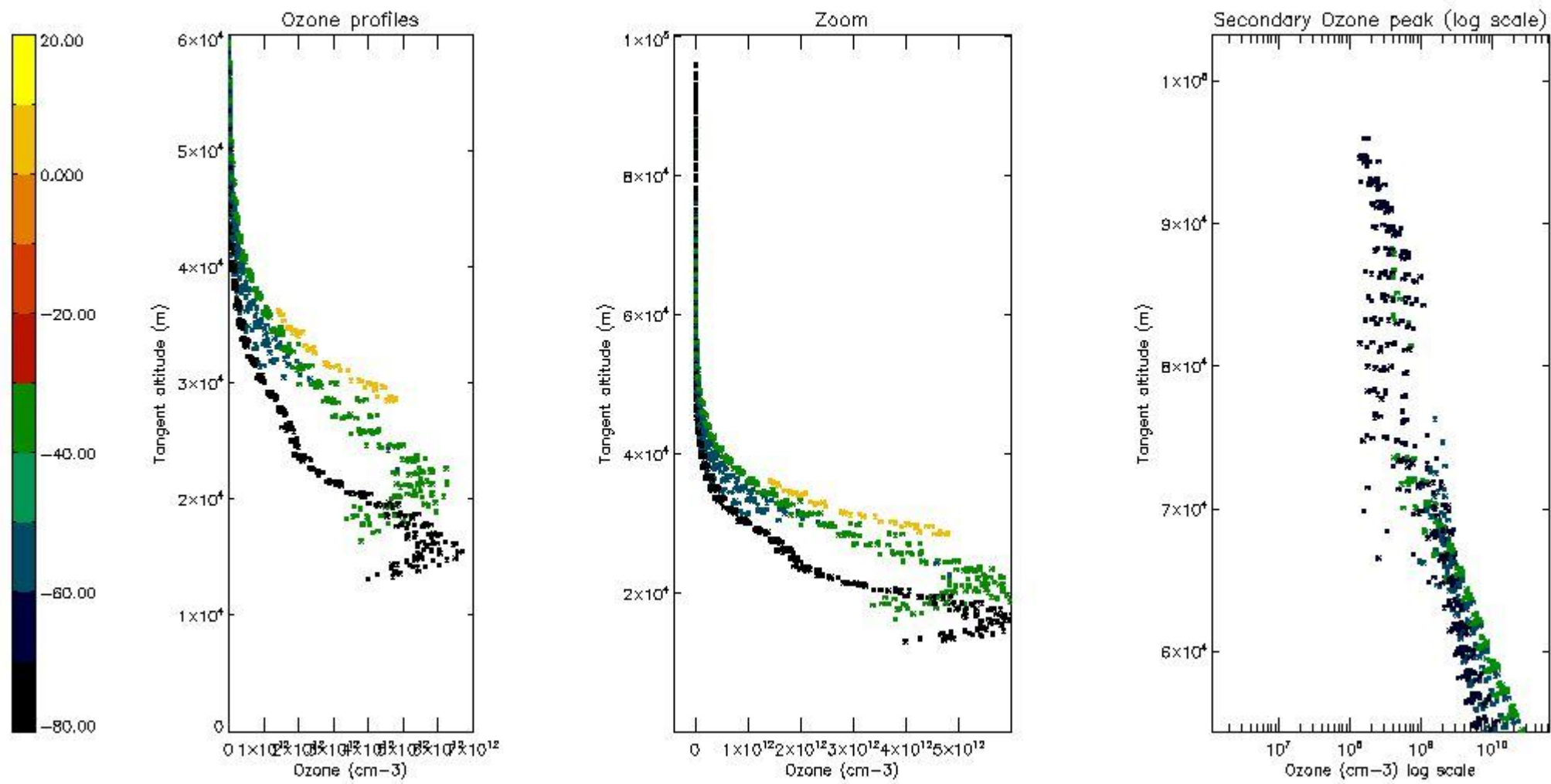
5.4 Plot ozone profiles where STD < 10% (dark without errors)

The colorbar represents the latitude.



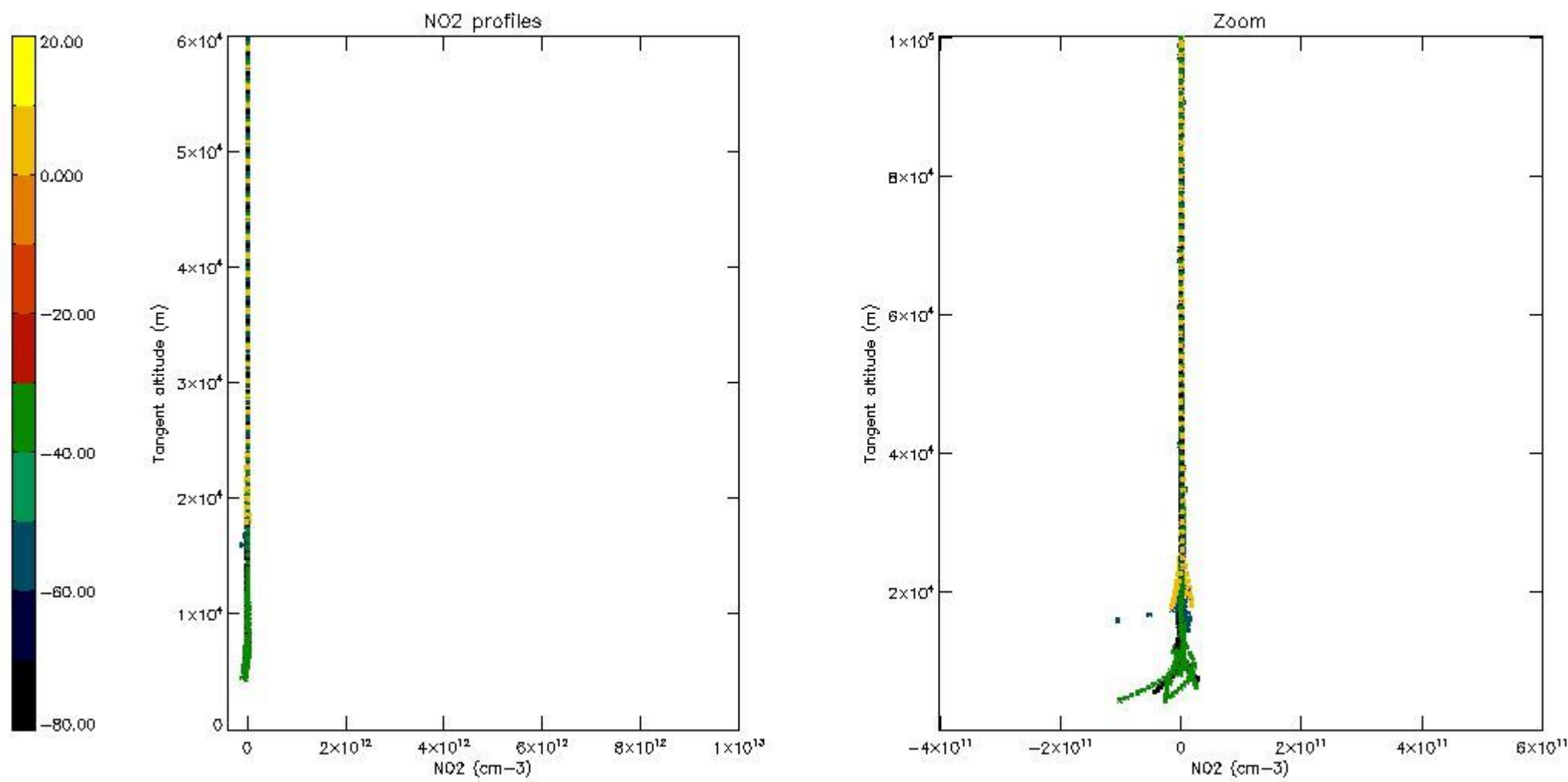
5.5 Plot ozone profiles where STD < 5% (dark without errors)

The colorbar represents the latitude.



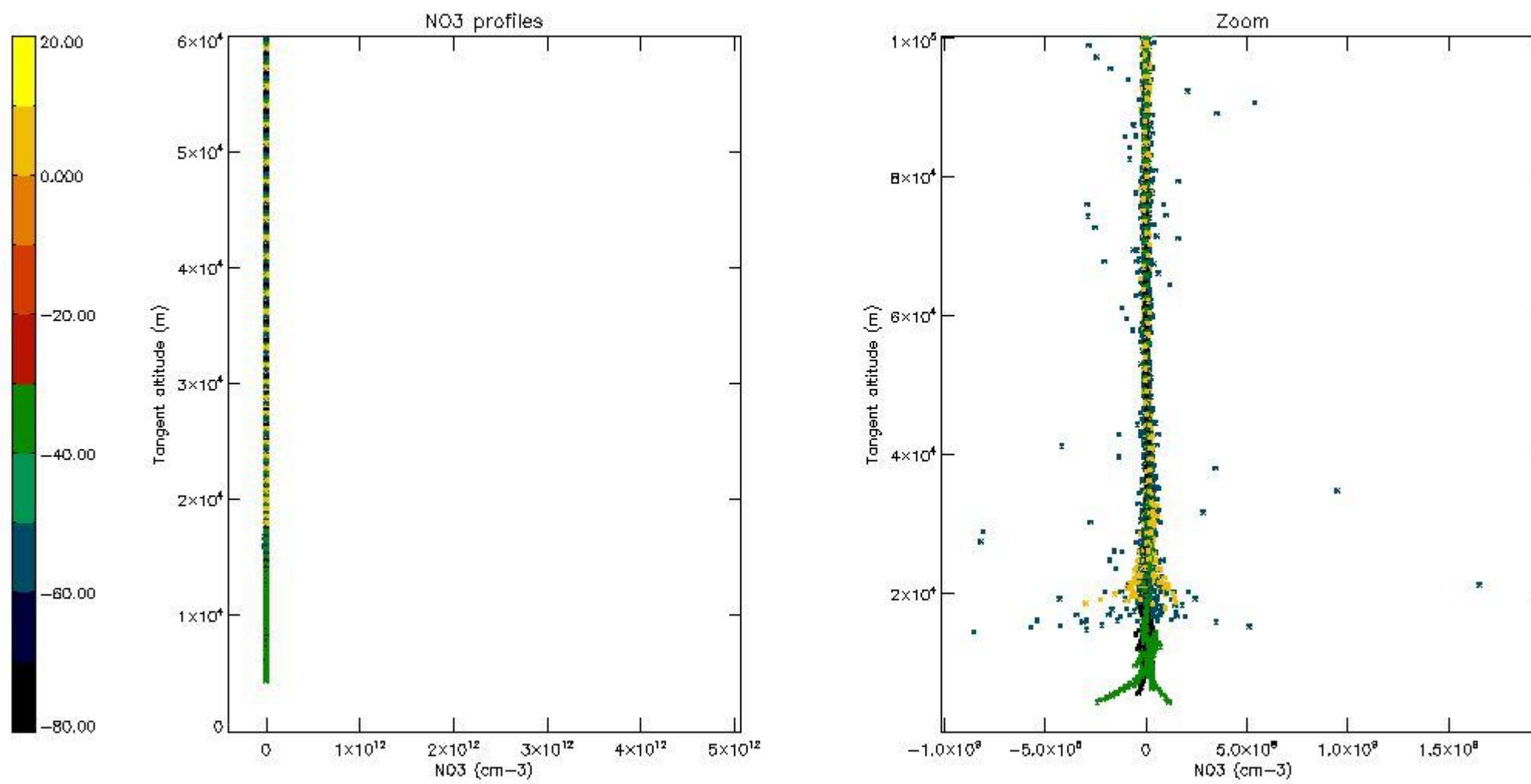
5.6 Plot NO₂ profiles for all STD (dark without errors)

The colorbar represents the latitude.



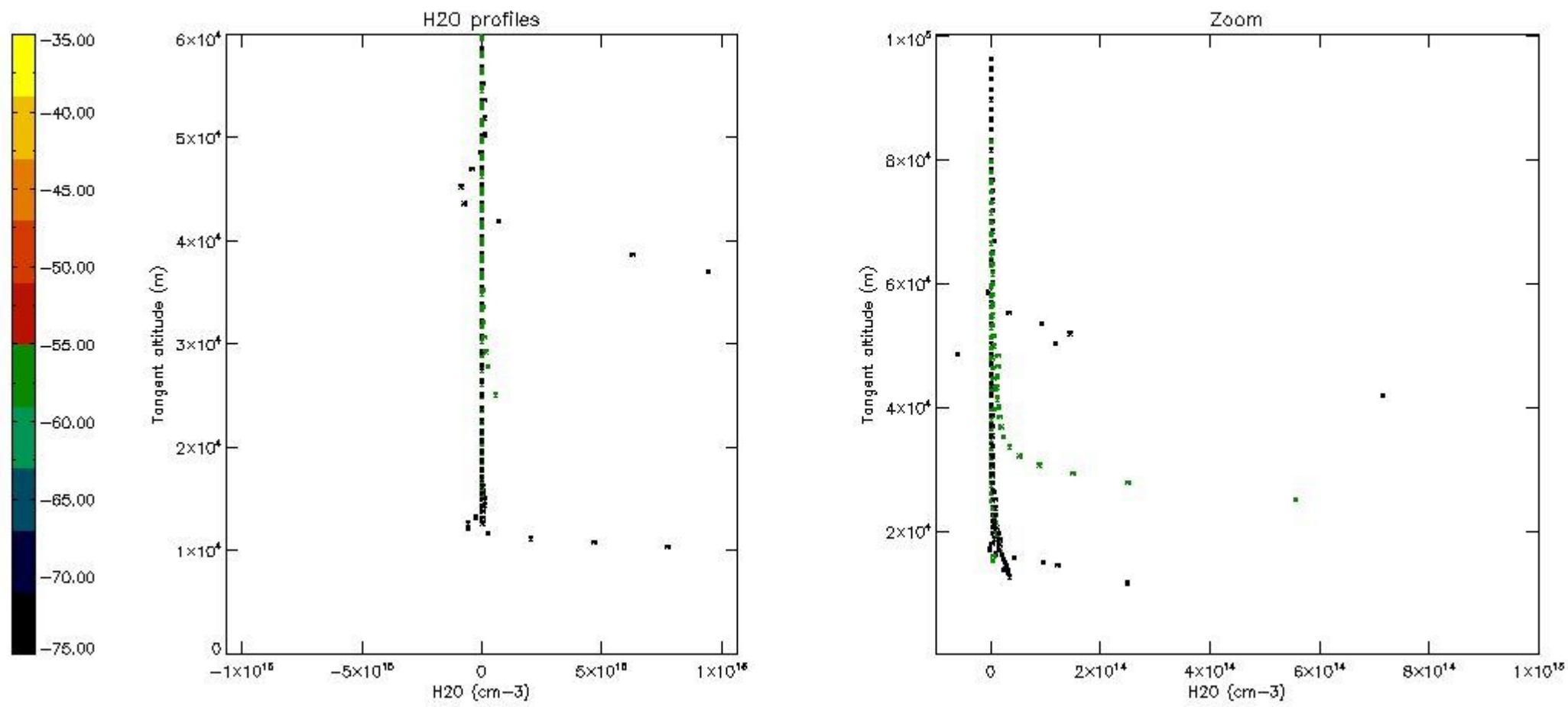
5.7 Plot NO3 profiles for all STD (dark without errors)

The colorbar represents the latitude.



5.8 Plot H₂O profiles for all STD (only for occultations of stars 1,2,3,4,13,14,16,26,63 dark without errors)

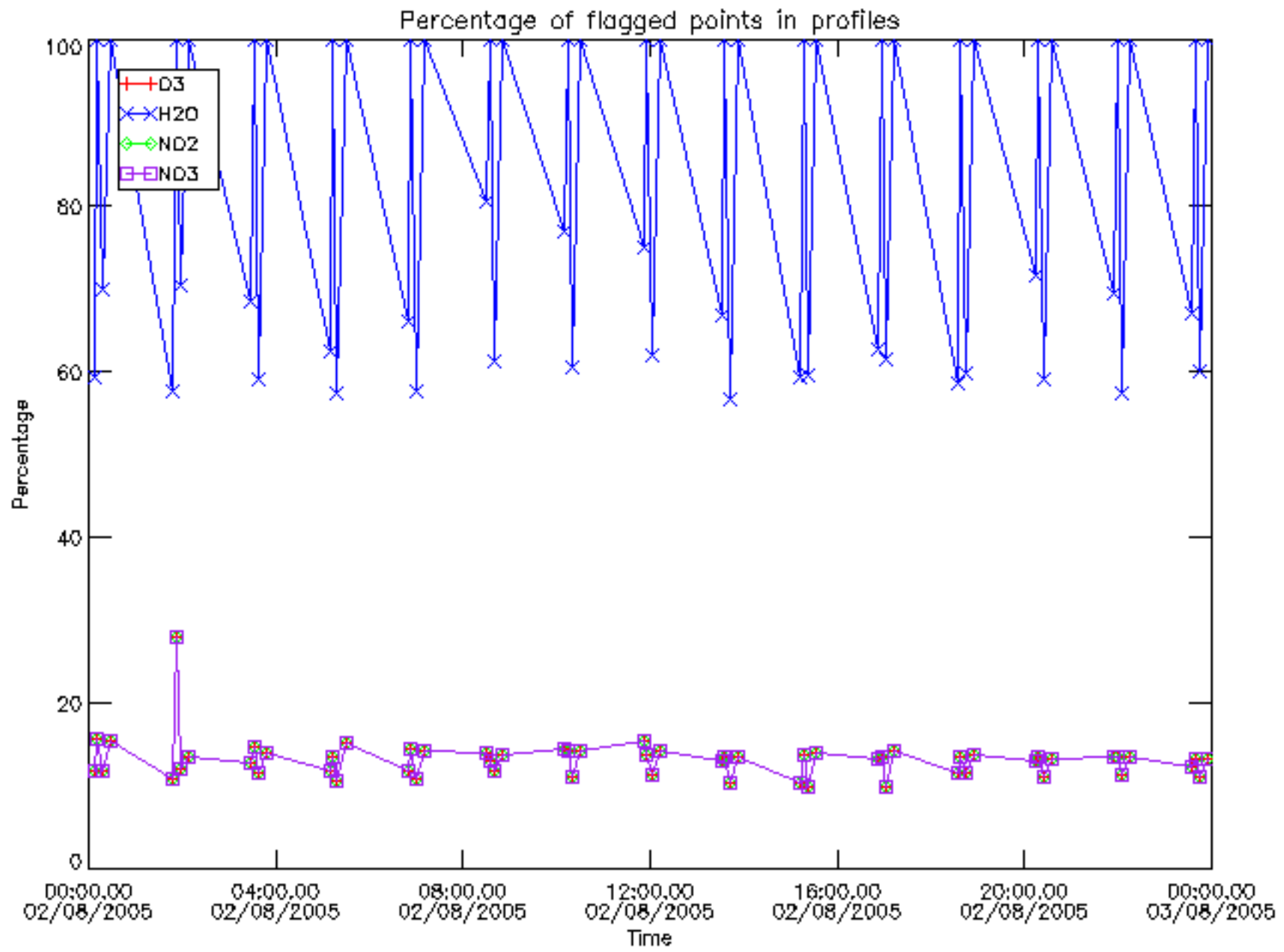
The colorbar represents the latitude.



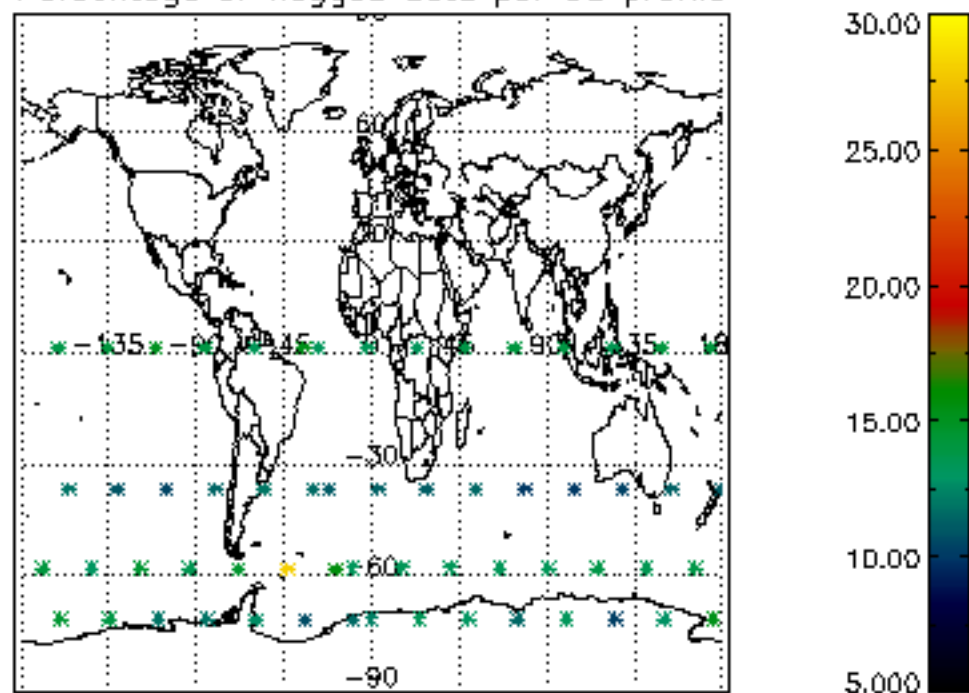
6. Auxiliary Data Files used for the production reported in section 2

The number reported in the third column indicates since which file (see list in section 2) the corresponding auxiliary file has been used. The fourth column is the date of those product files.

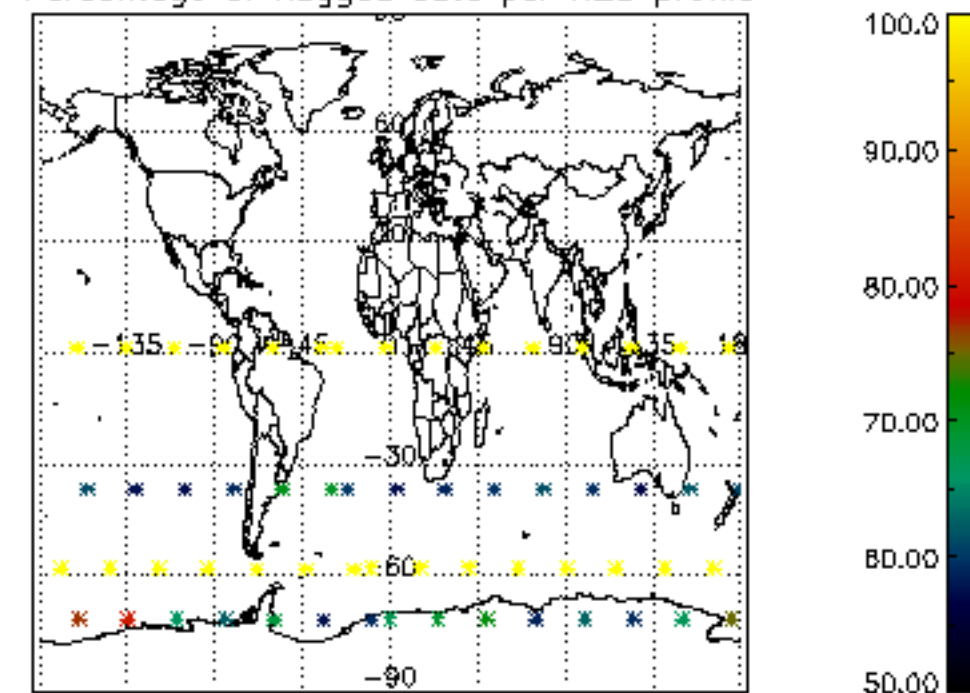
Type	Auxiliary Filename	Used since product	Used since product date
INST_PHYS_CHARACTERISTICS	GOM_INS_AXVIEC20091111_143220_20030716_120000_20500101_000000	1	02-AUG-2005 00:07:02
LEVEL-2_PROC_CONFIG	GOM_PR2_AXVIEC20091111_152718_20020301_000000_20500101_000000	1	02-AUG-2005 00:07:02
CROSS_SECTIONS_FILE	GOM_CRS_AXVIEC20091111_154832_20020301_000000_20500101_000000	1	02-AUG-2005 00:07:02



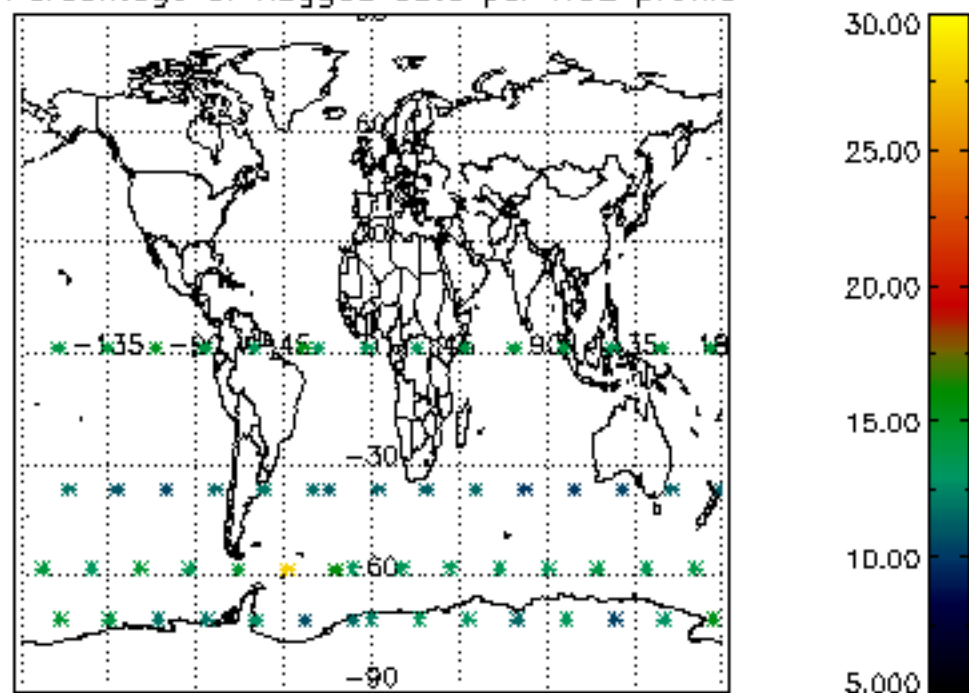
Percentage of flagged data per D3 profile



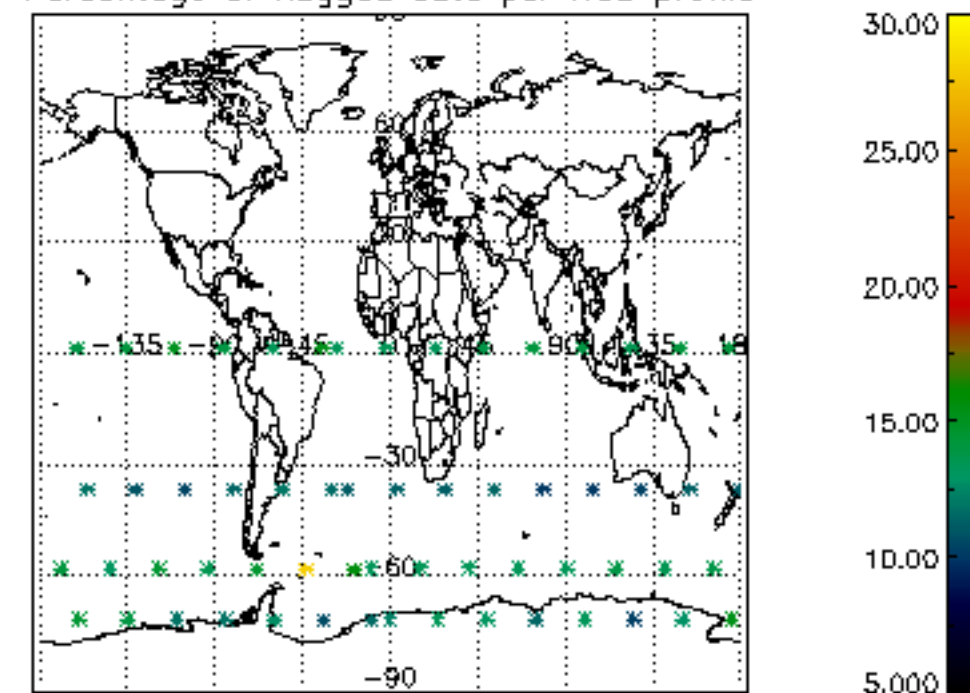
Percentage of flagged data per H2O profile

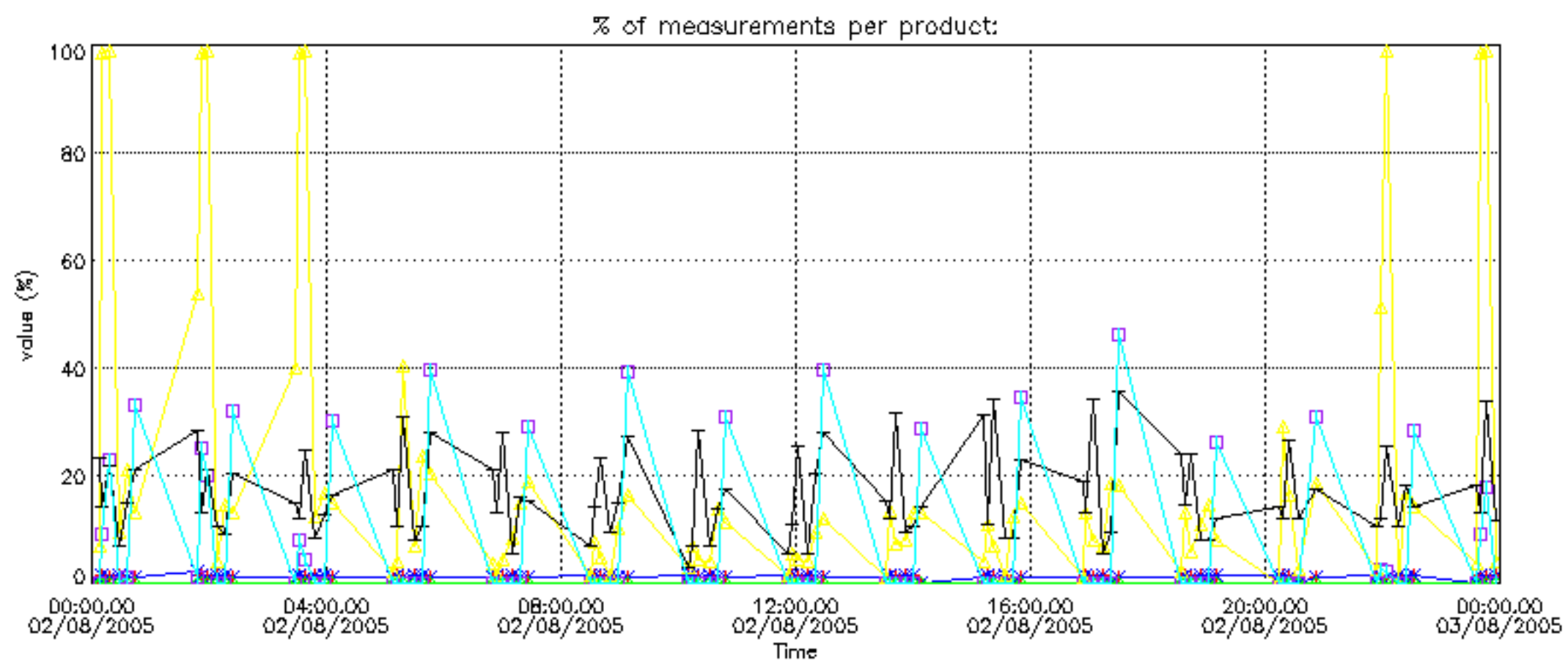
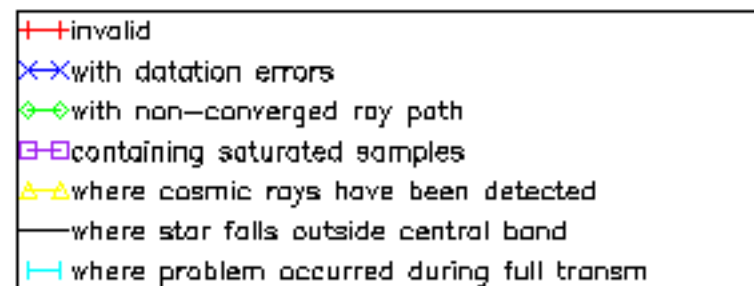


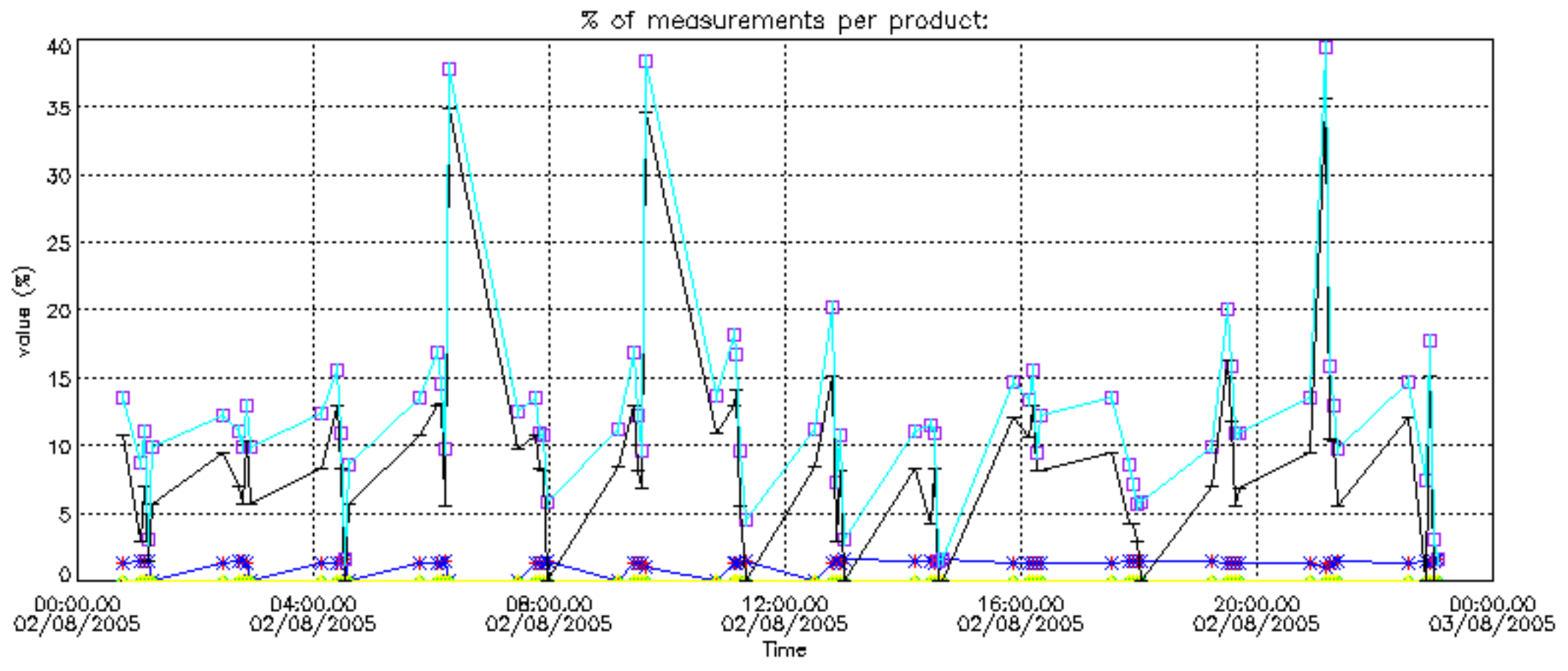
Percentage of flagged data per NO2 profile



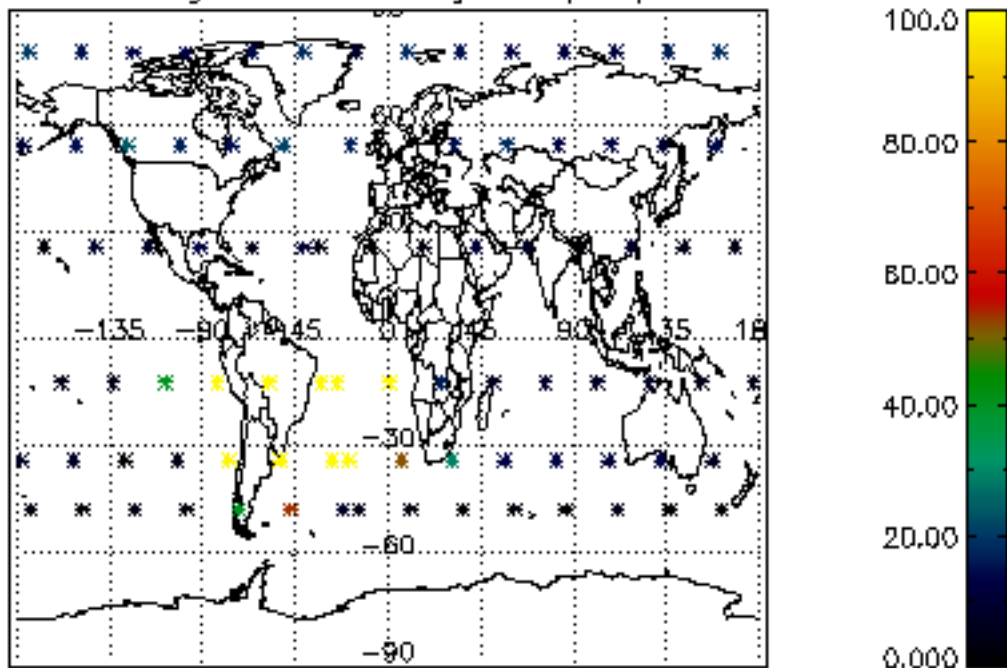
Percentage of flagged data per NO3 profile



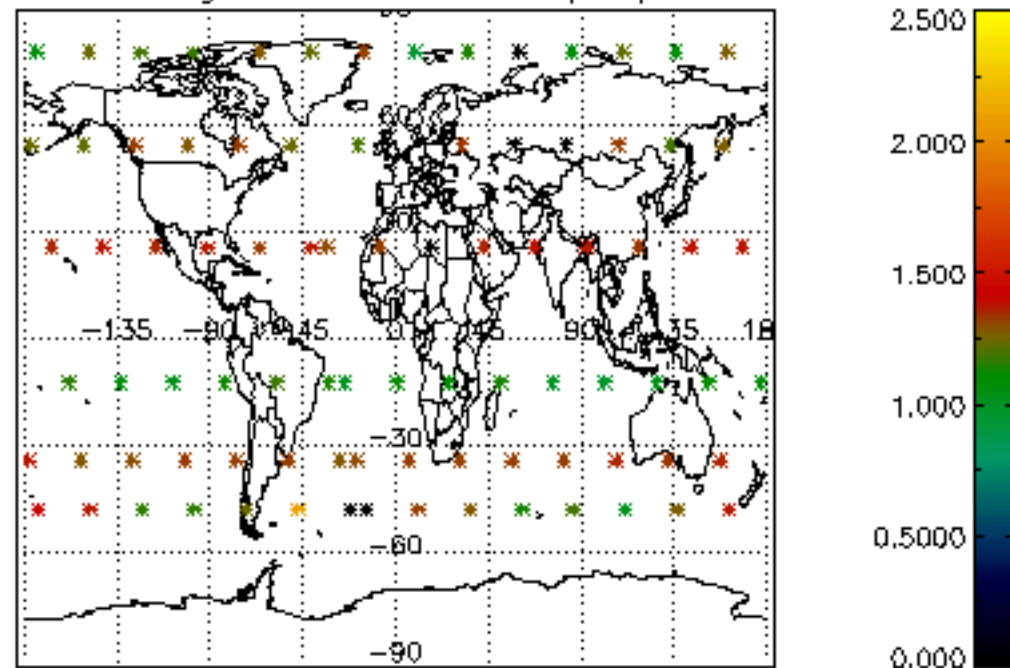




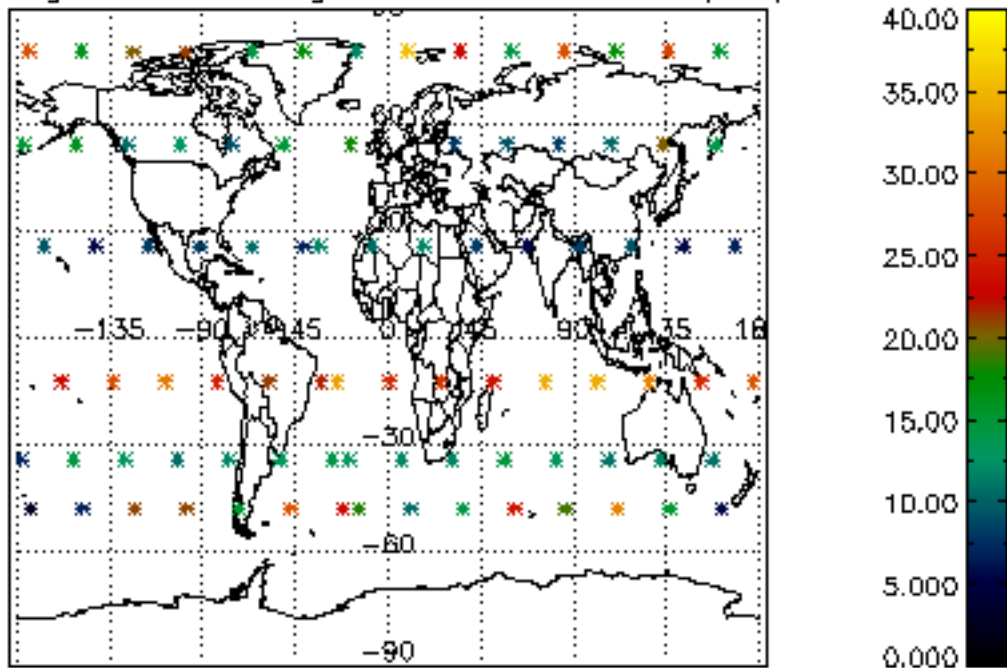
Percentage of cosmic ray hits per profile



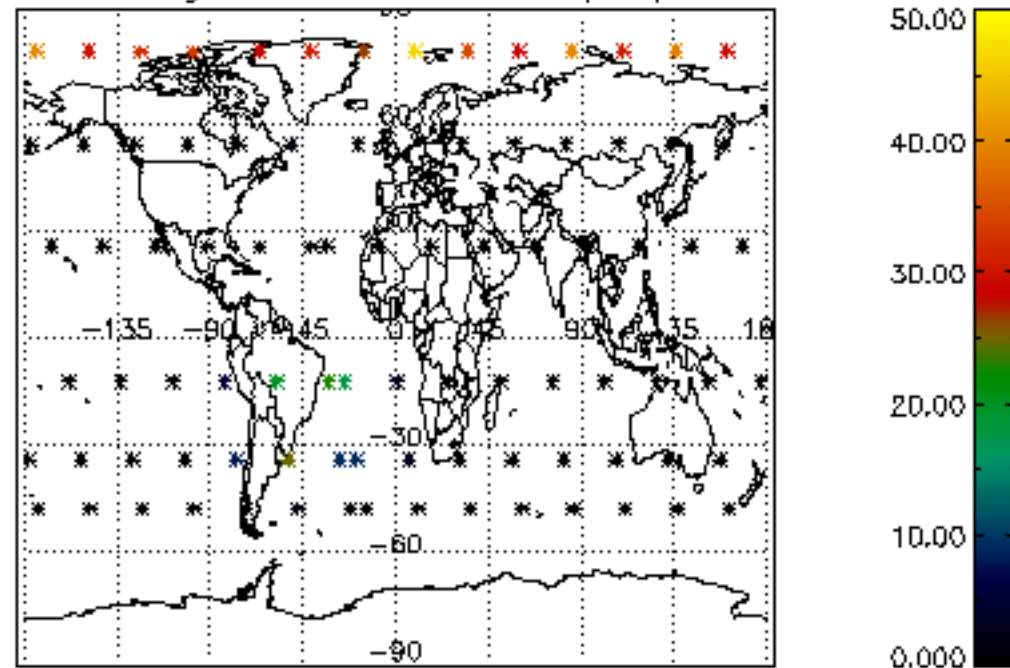
Percentage of datation errors per profile



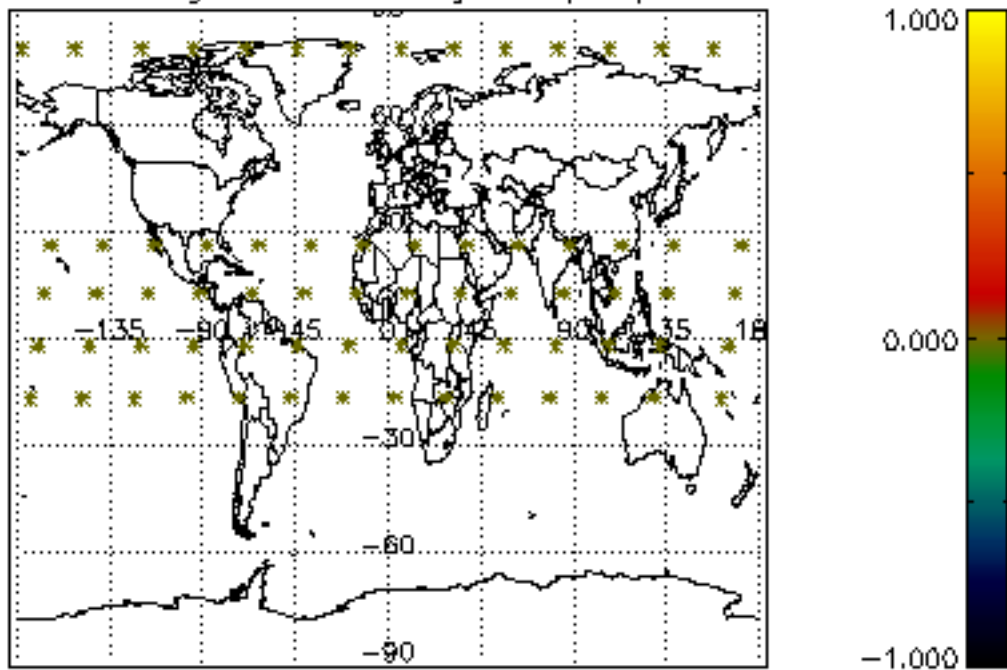
Percentage of star falling outside central band per profile



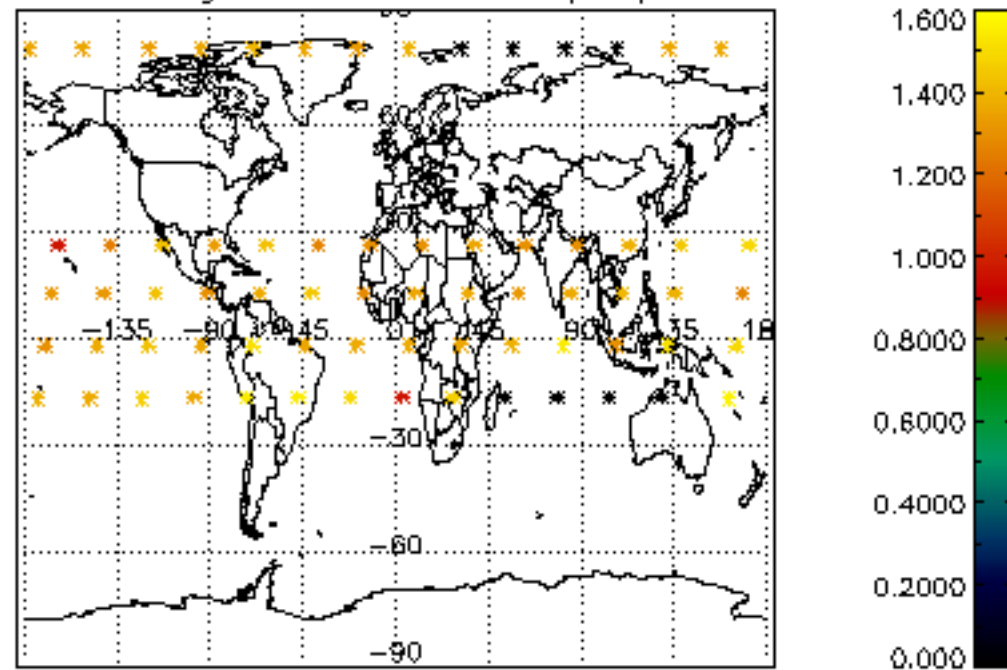
Percentage of saturation errors per profile



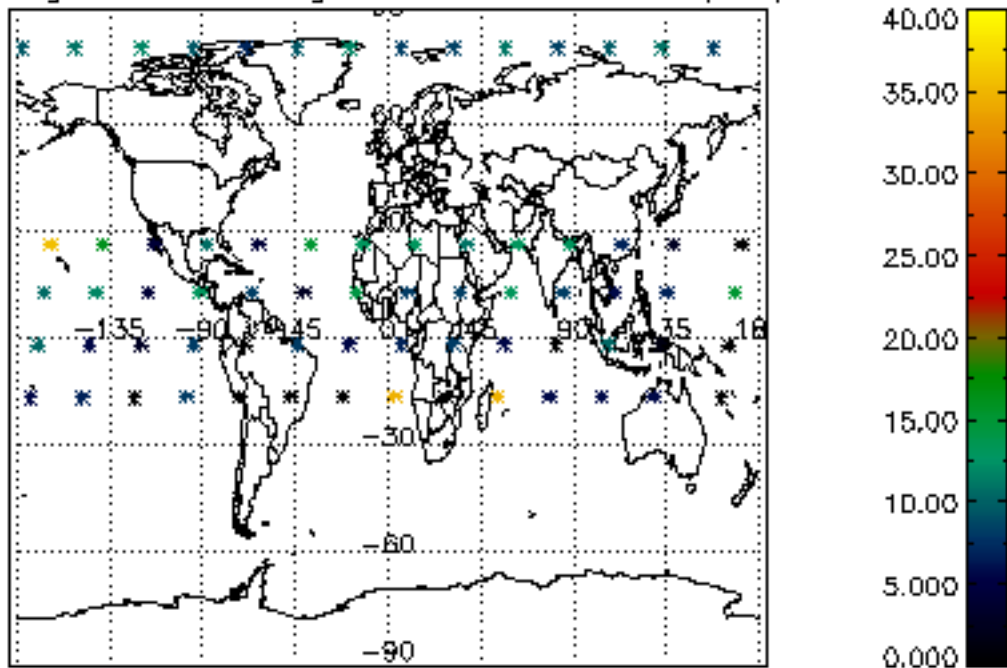
Percentage of cosmic ray hits per profile



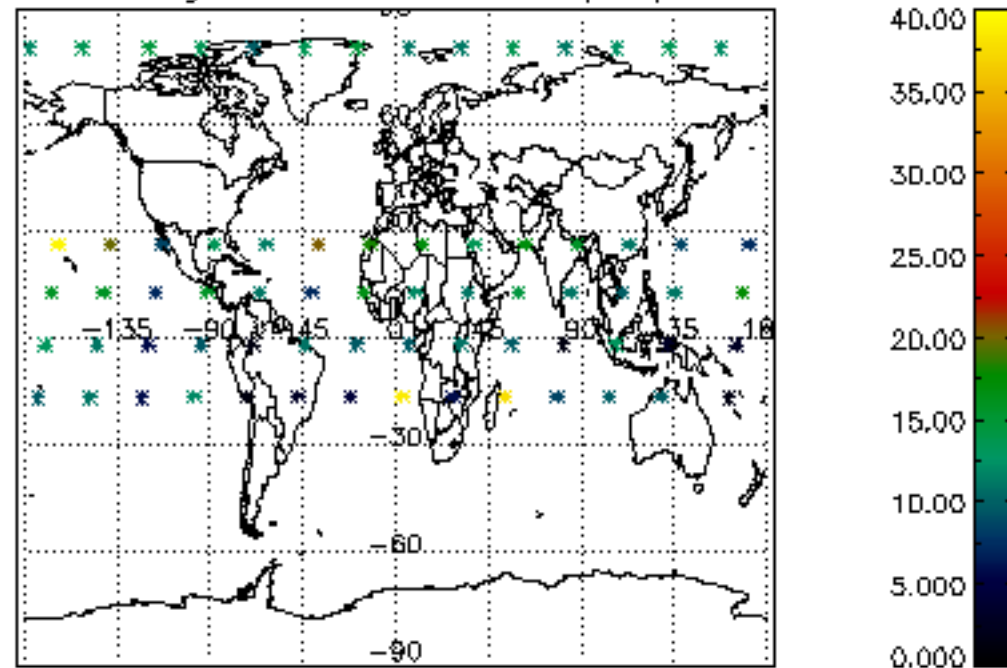
Percentage of datation errors per profile

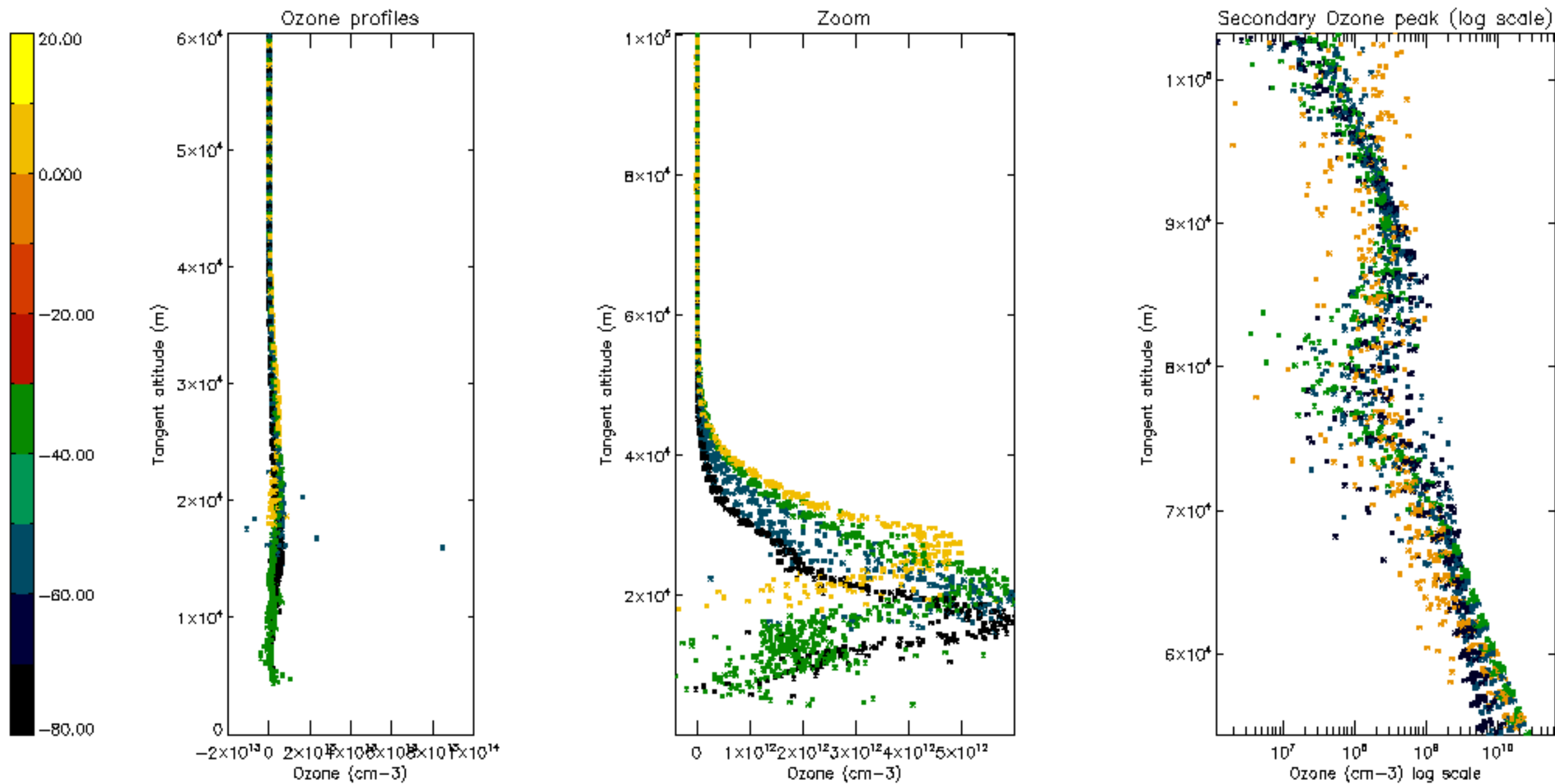


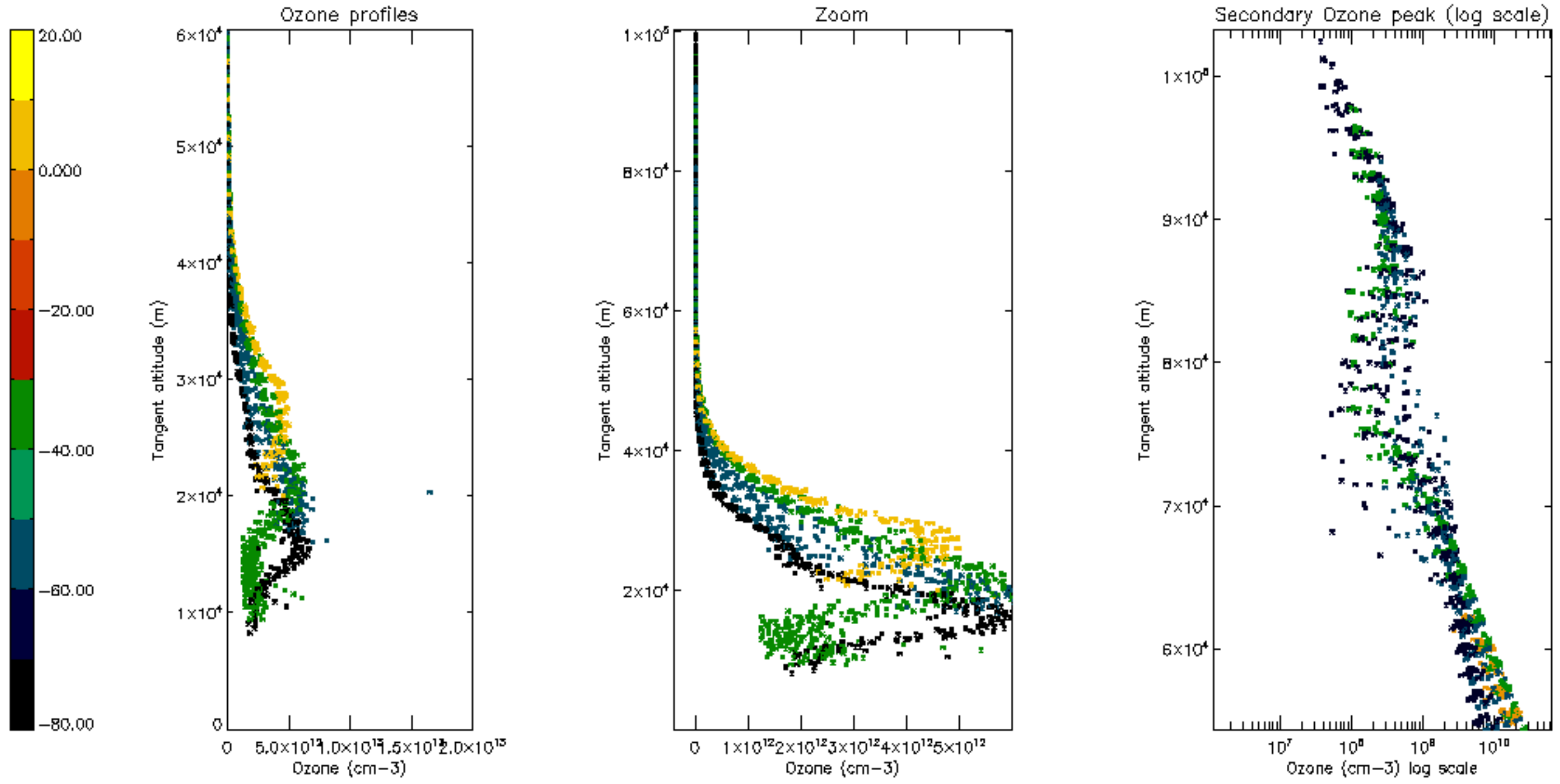
Percentage of star falling outside central band per profile

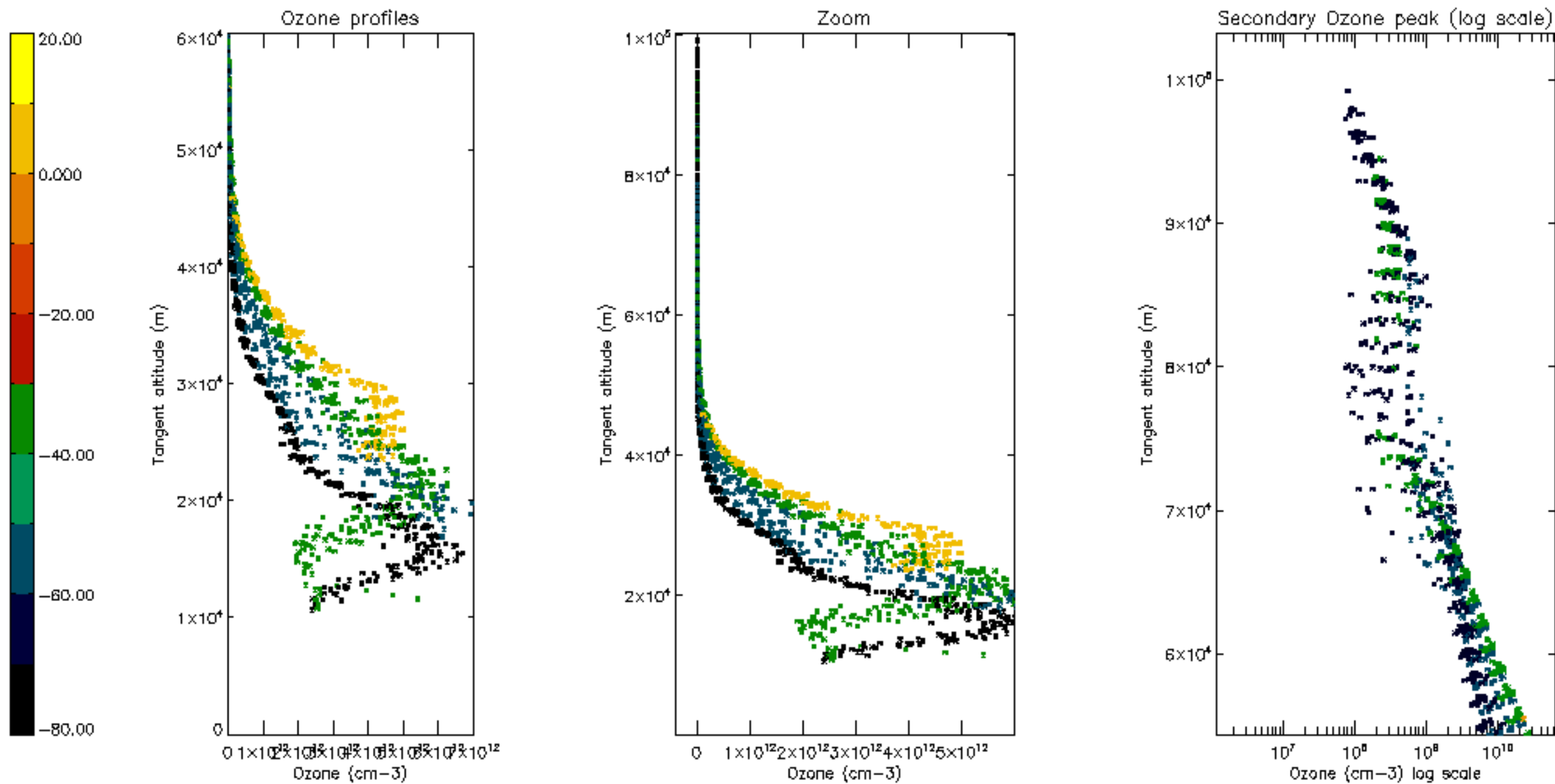


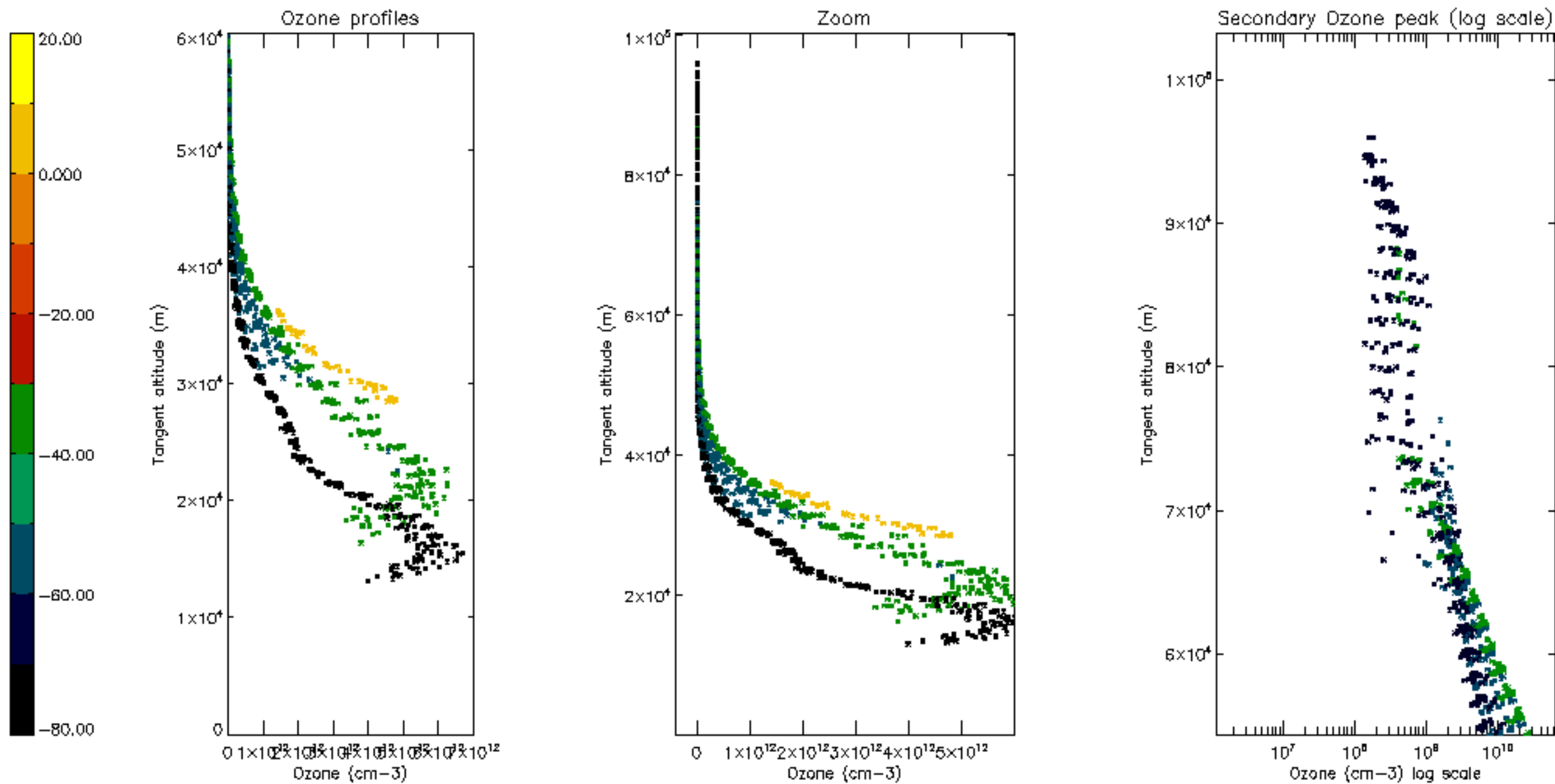
Percentage of saturation errors per profile

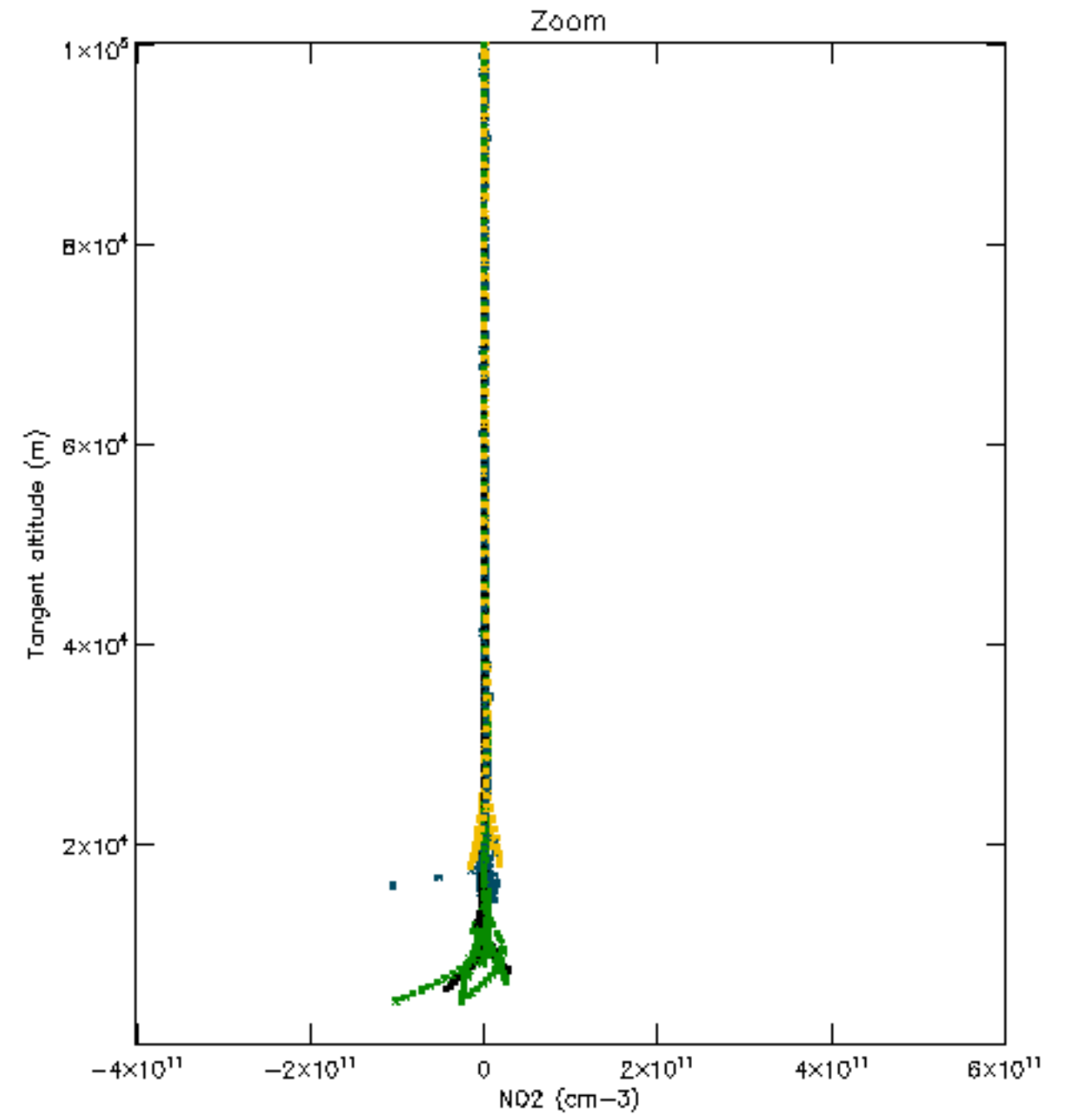
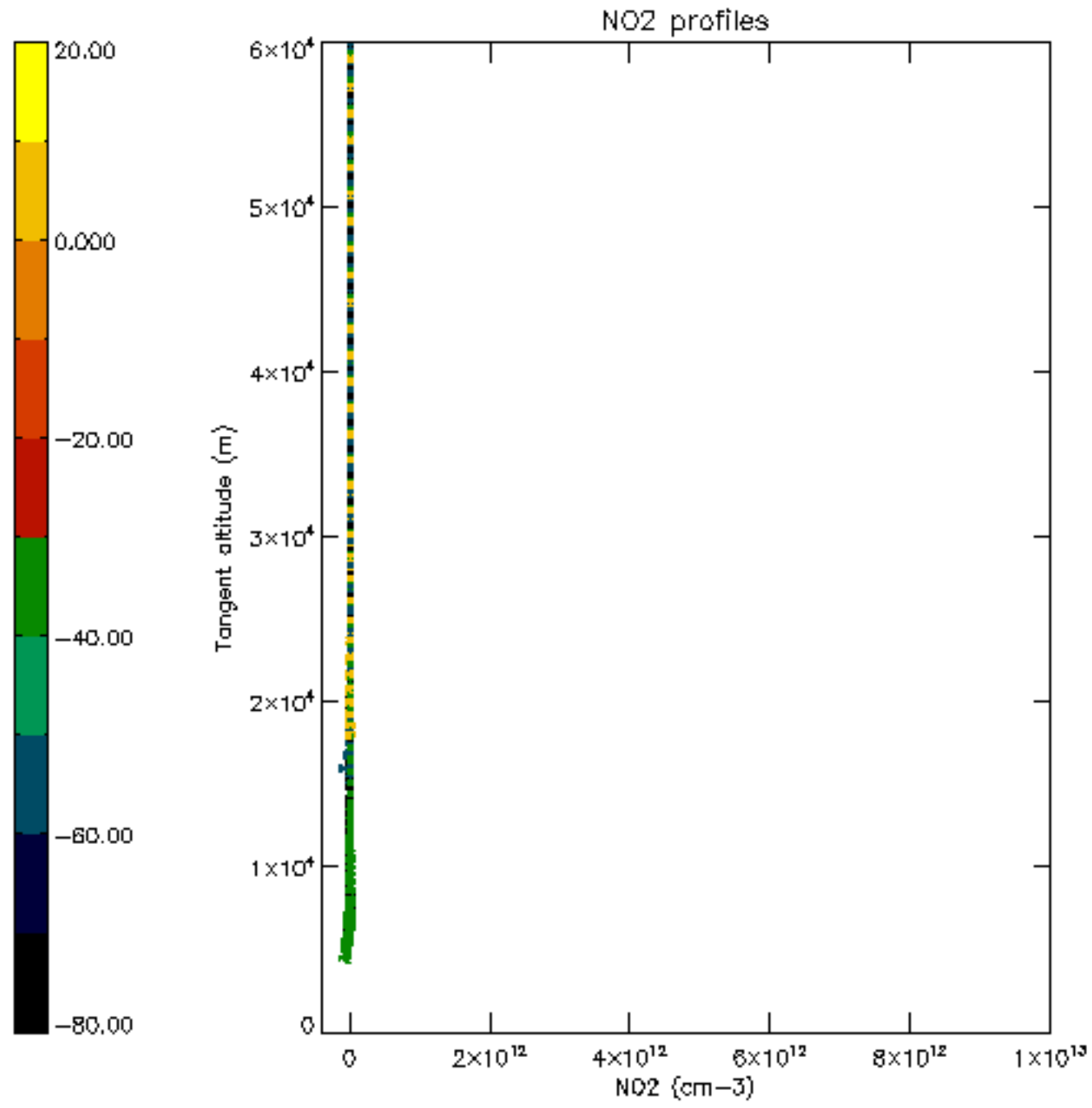


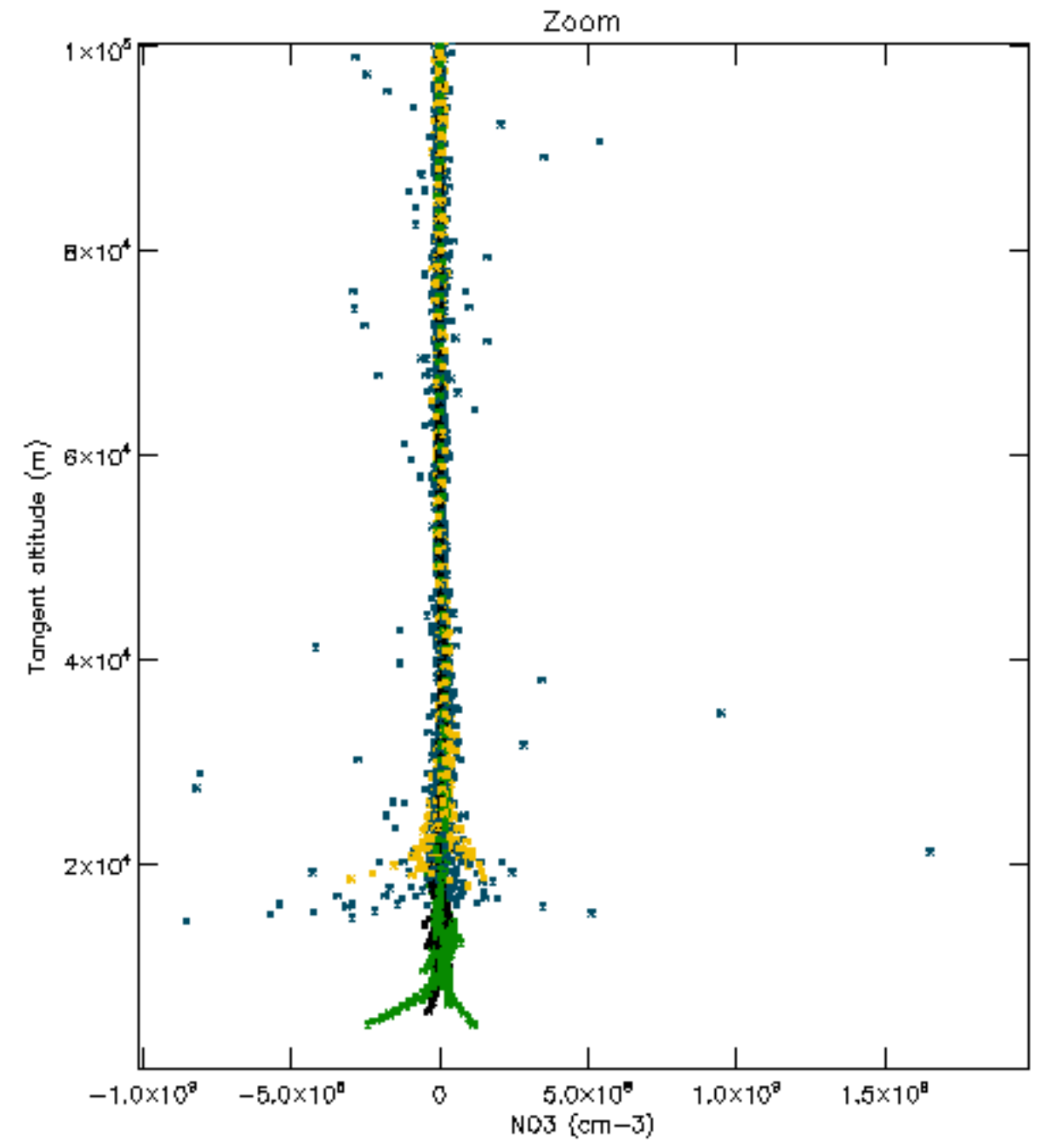
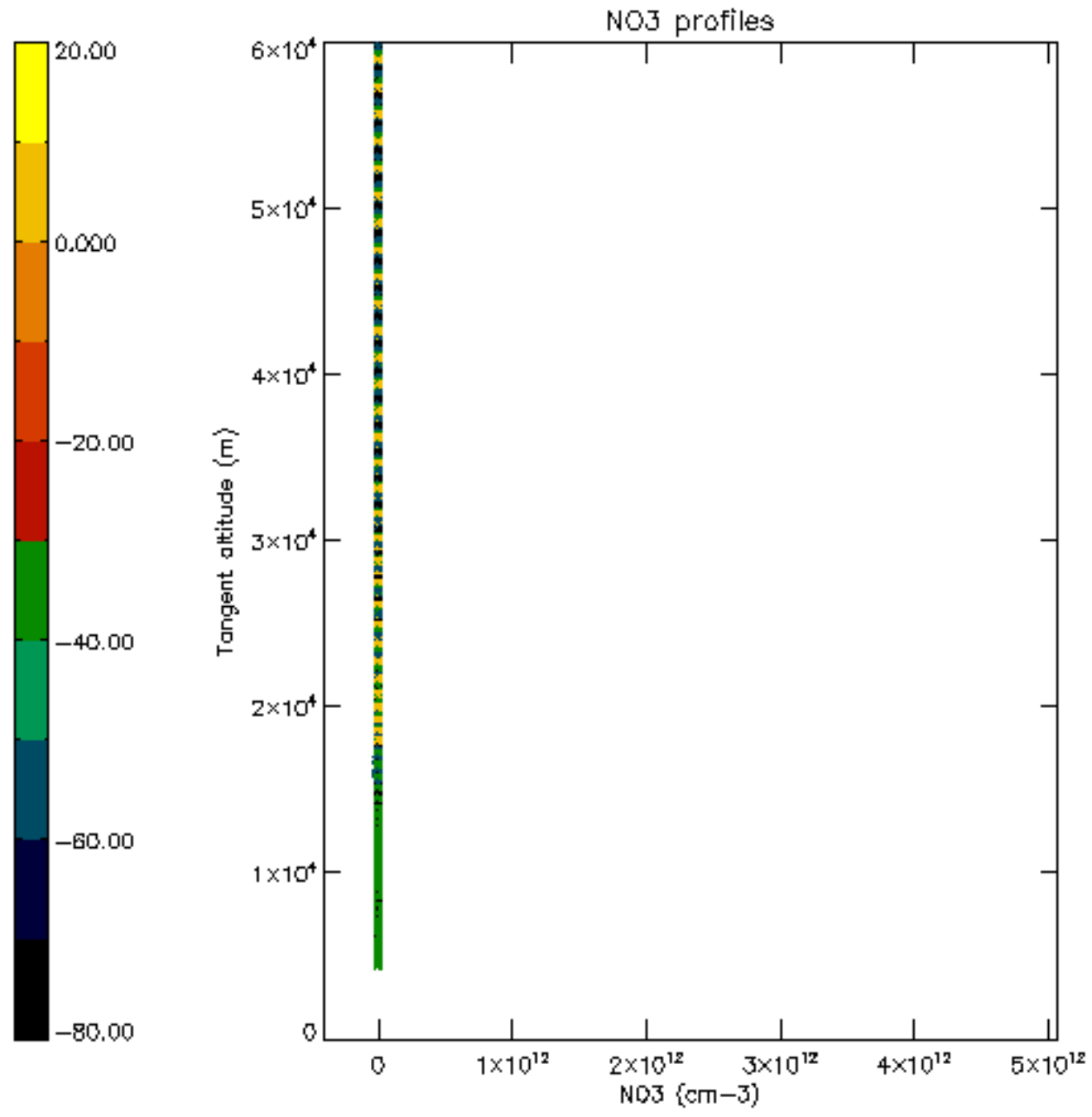


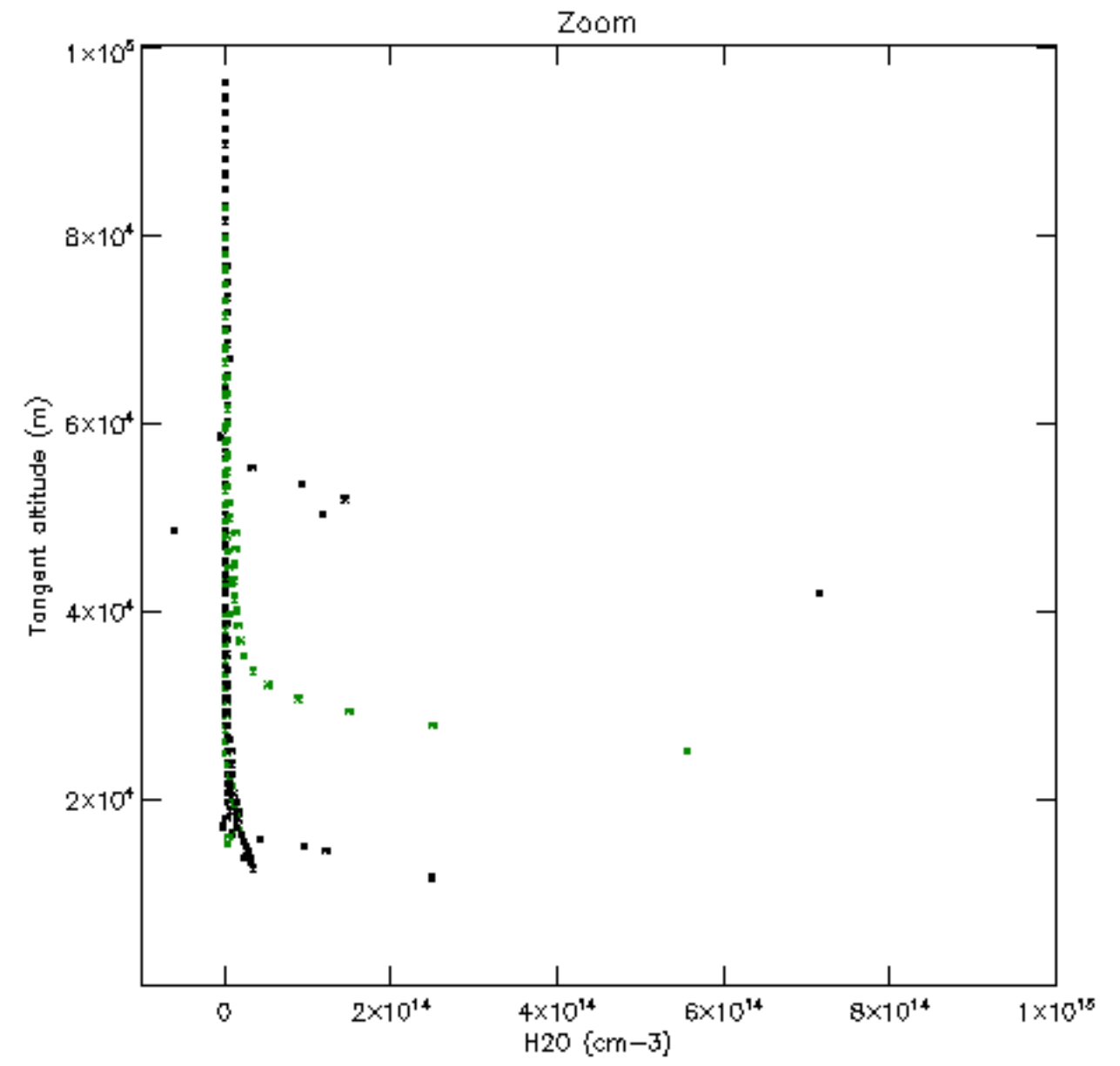
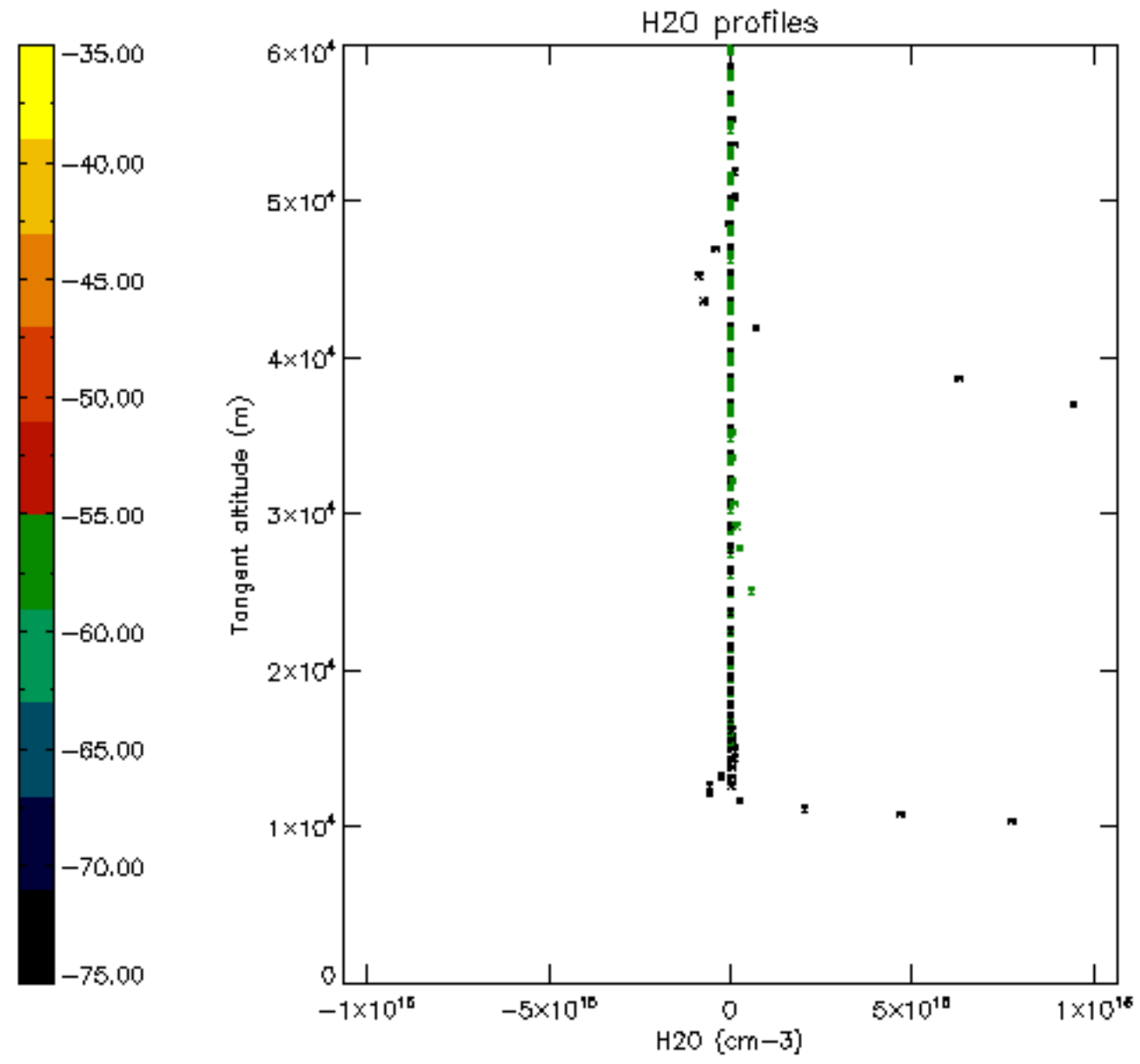


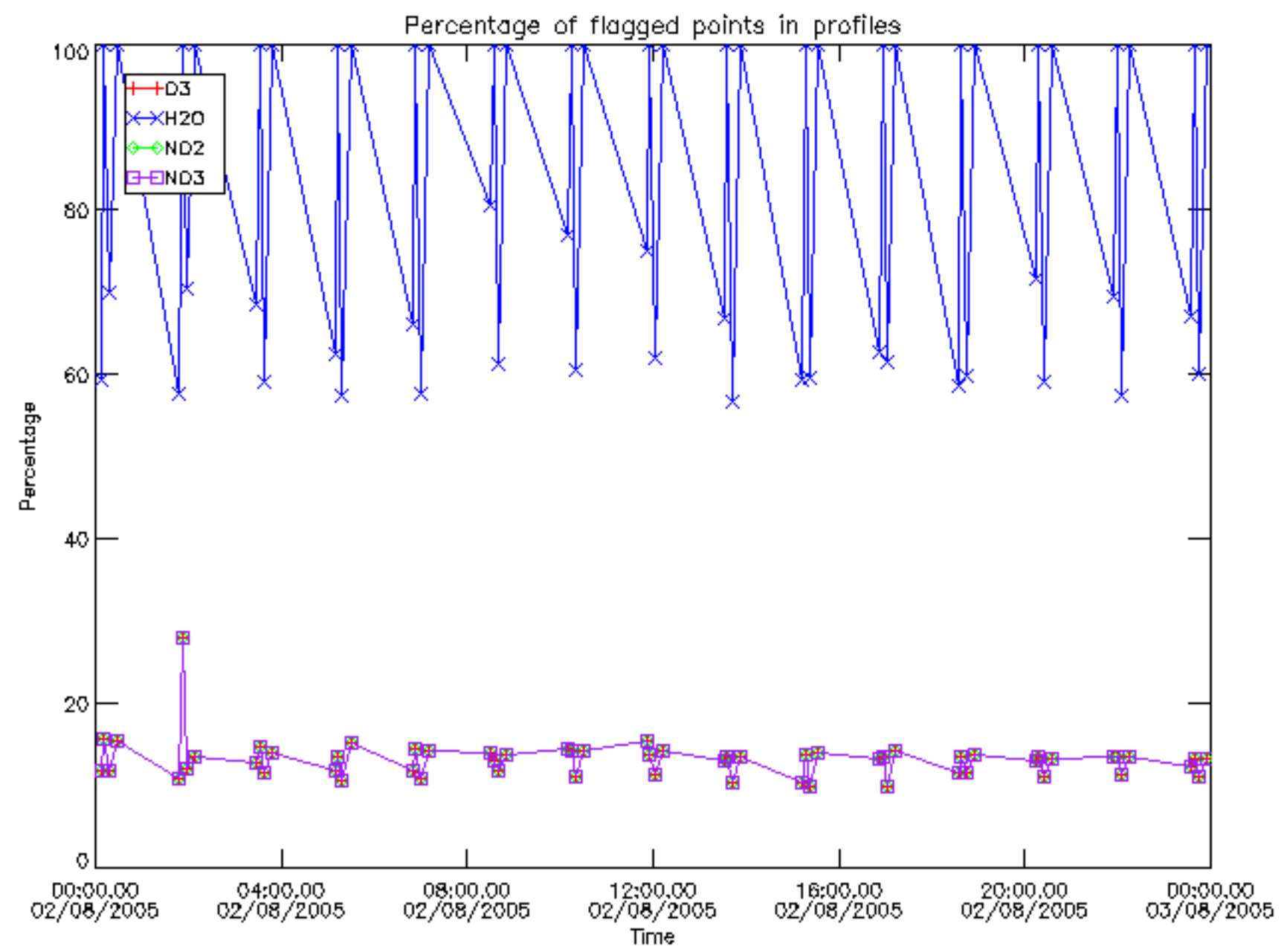




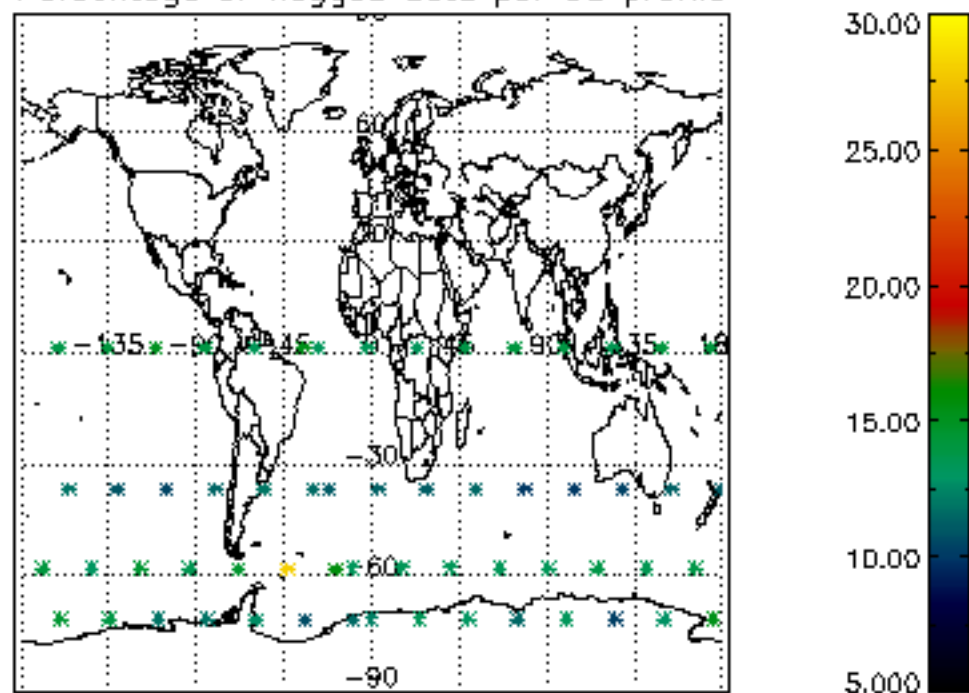




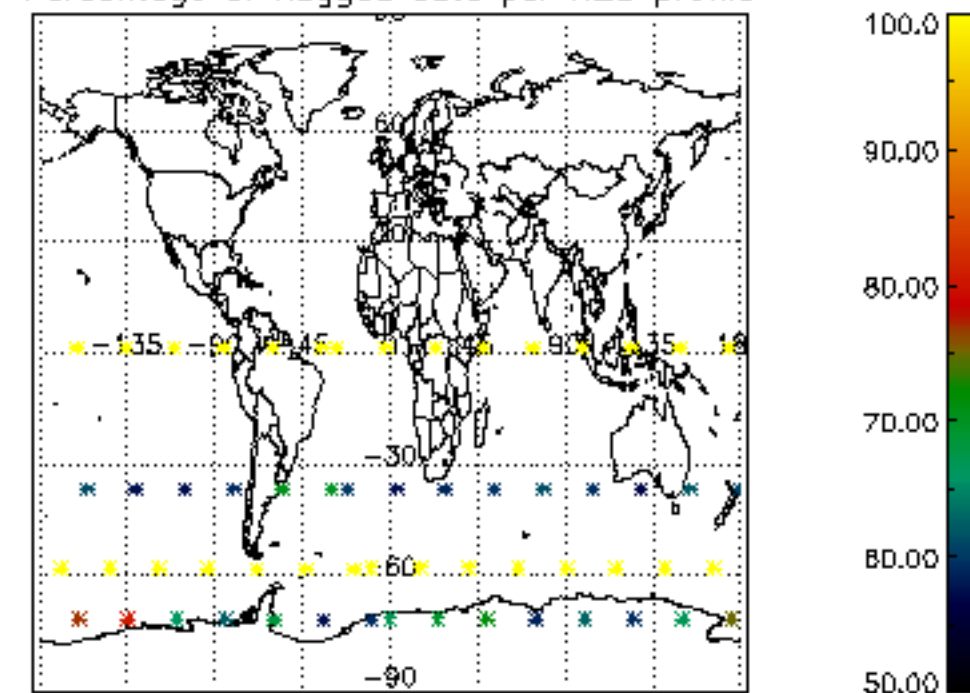




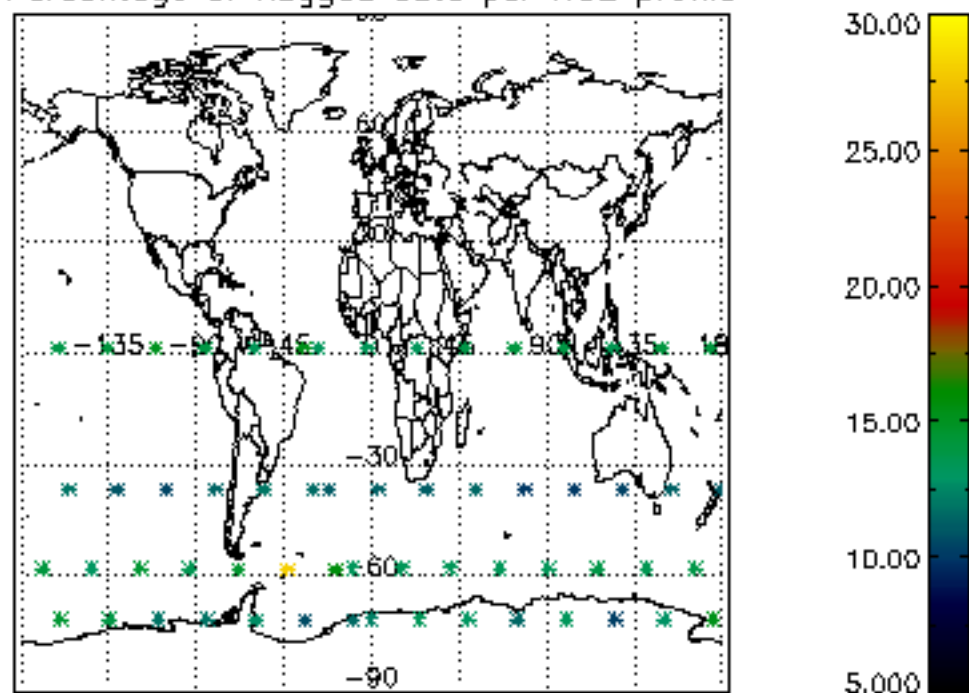
Percentage of flagged data per D3 profile



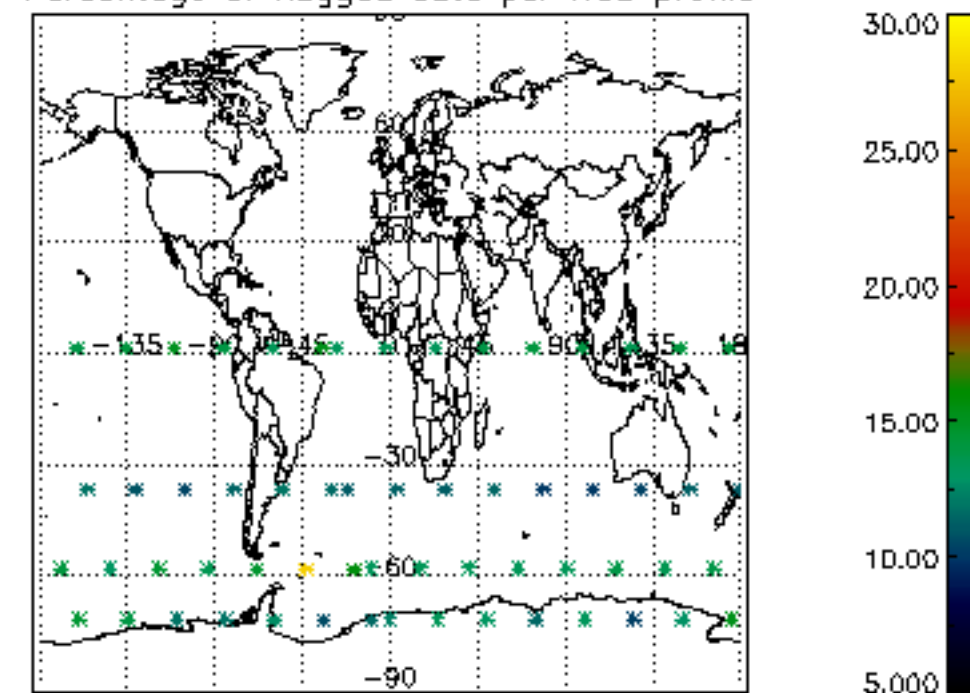
Percentage of flagged data per H2O profile

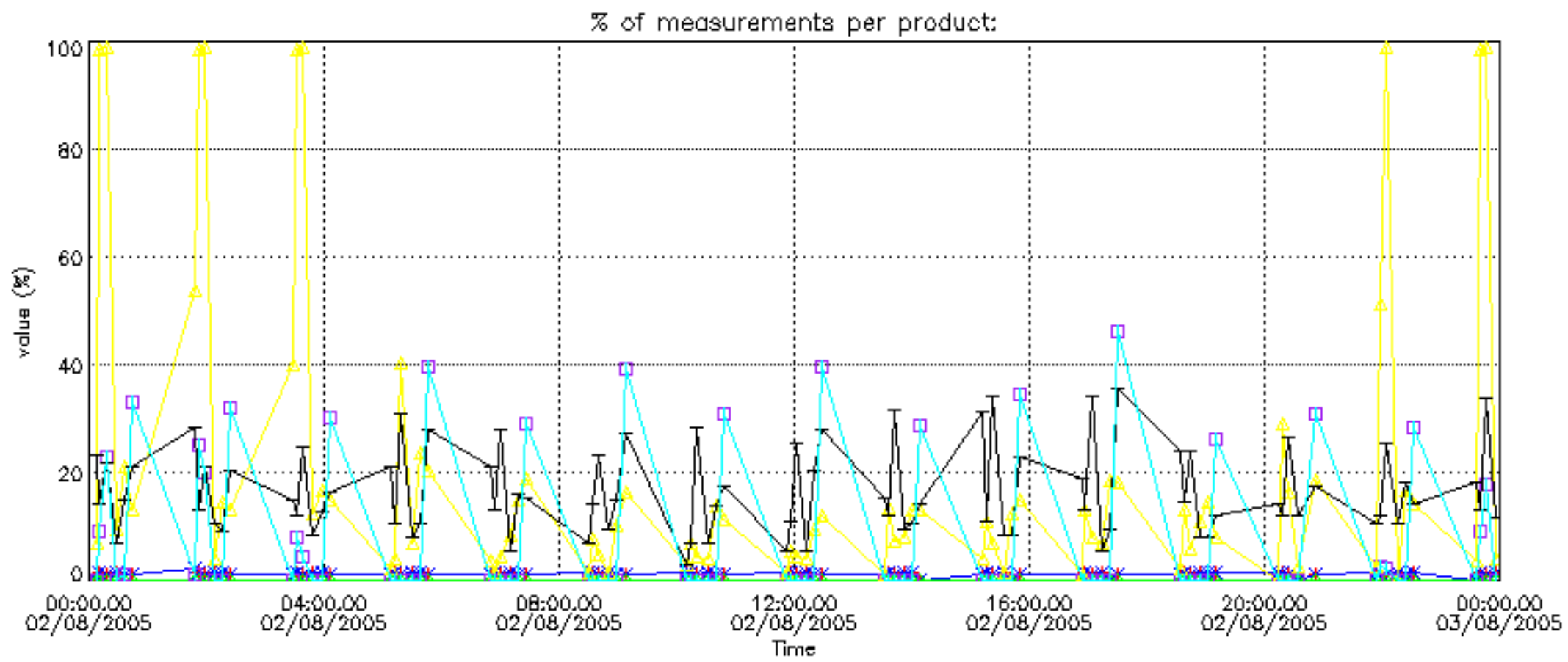


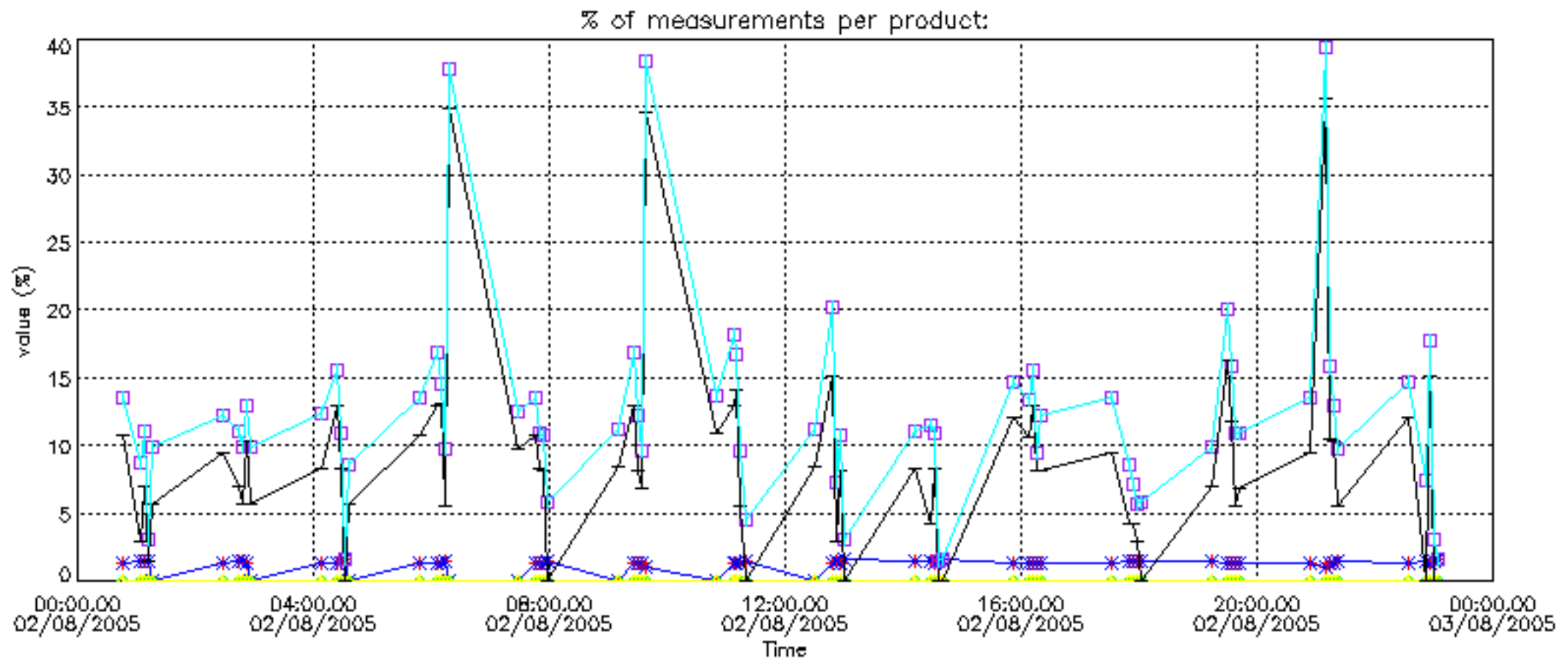
Percentage of flagged data per NO2 profile



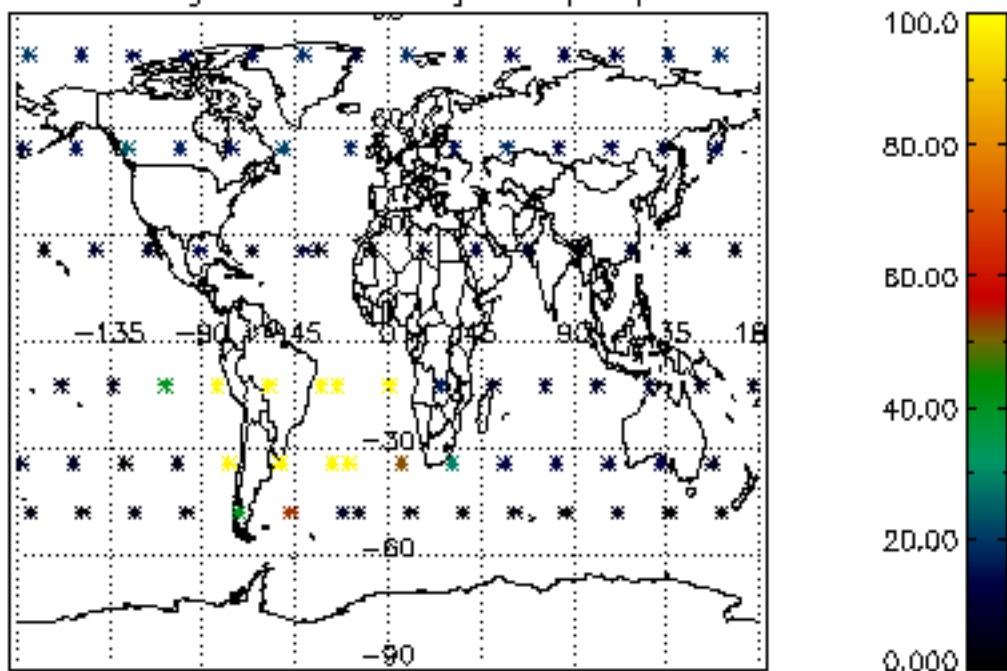
Percentage of flagged data per NO3 profile



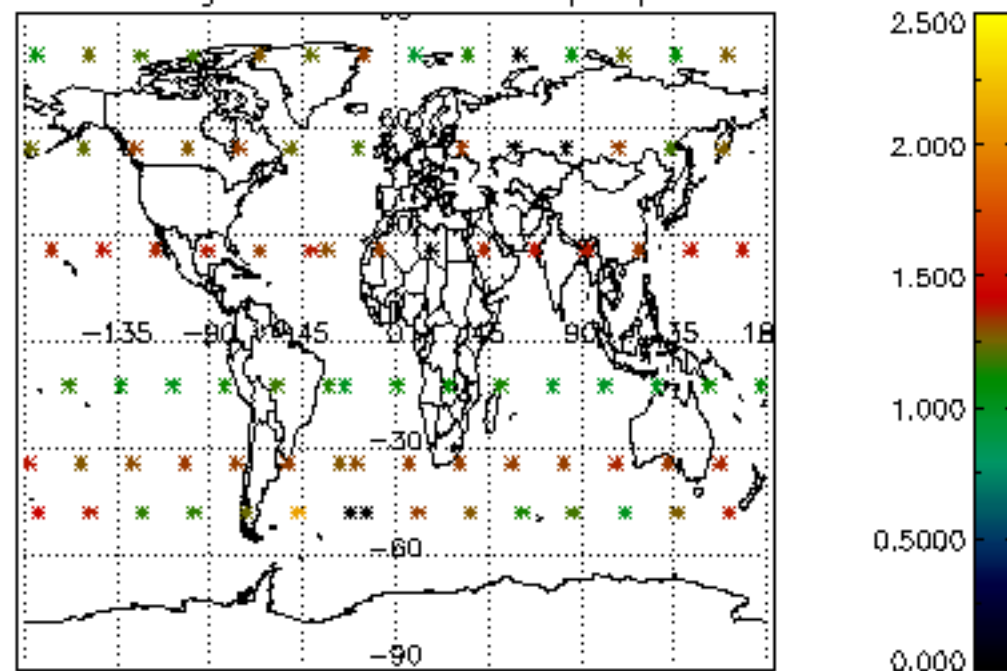




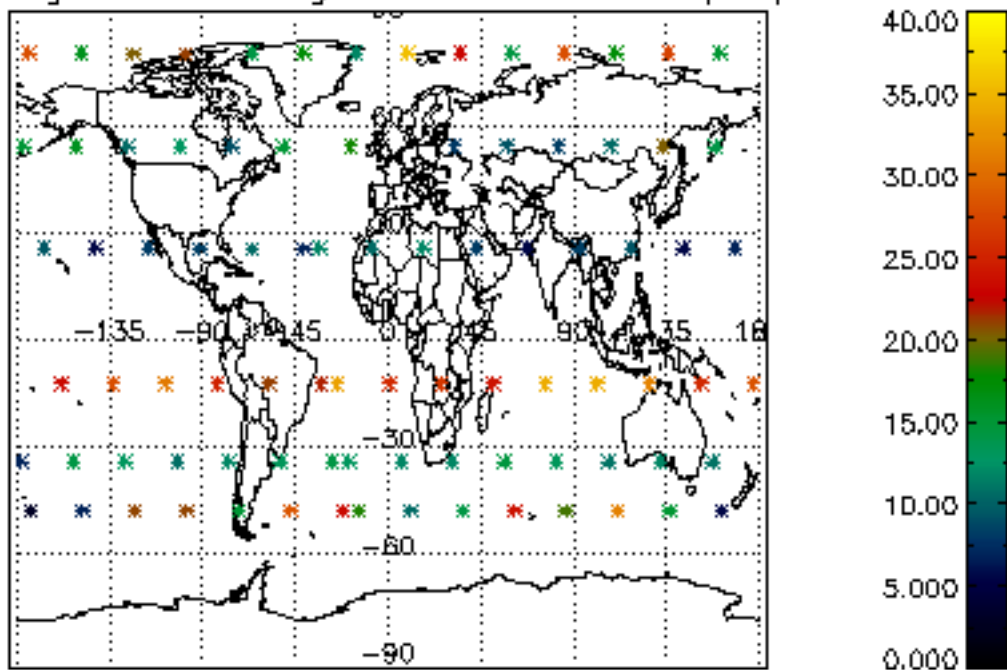
Percentage of cosmic ray hits per profile



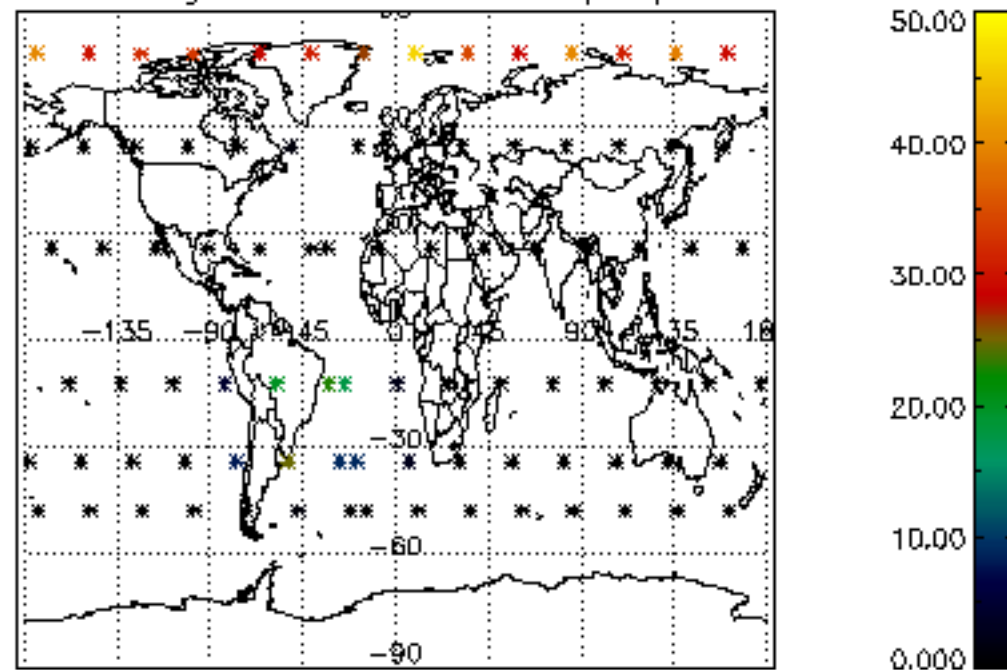
Percentage of datation errors per profile



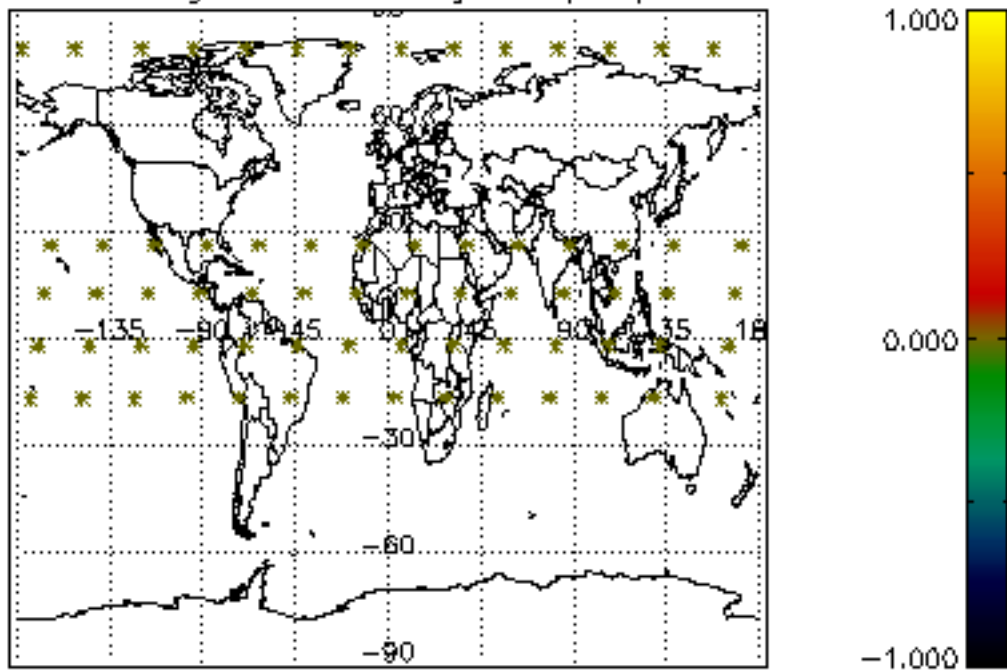
Percentage of star falling outside central band per profile



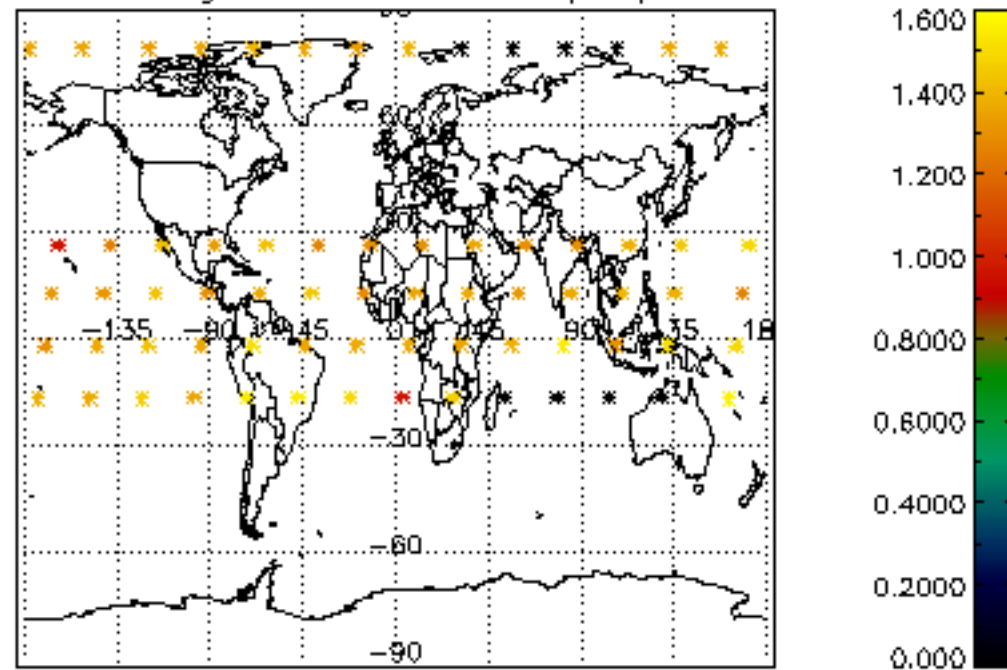
Percentage of saturation errors per profile



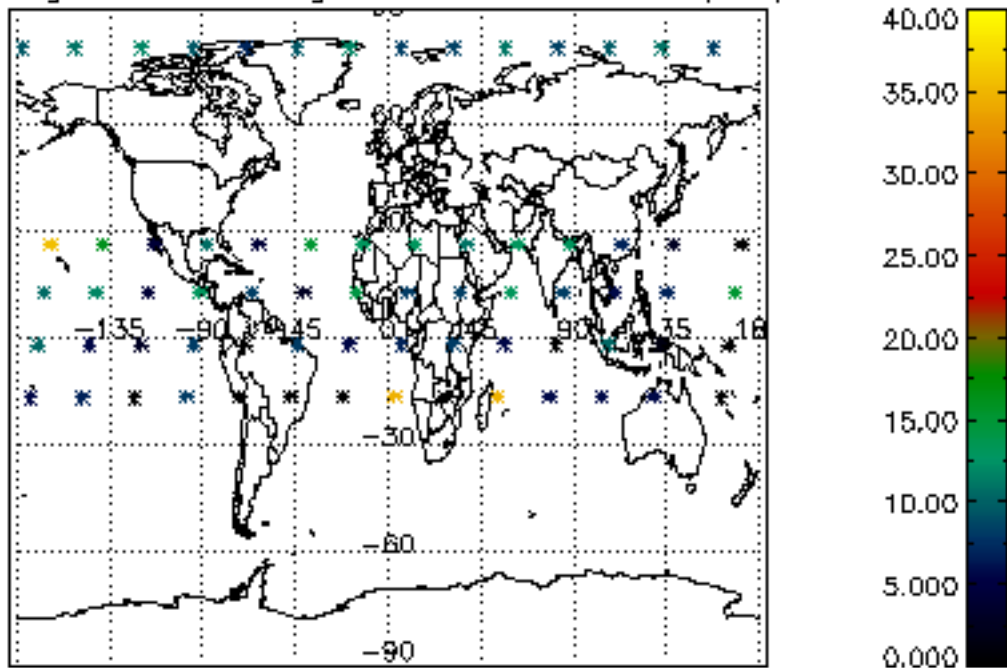
Percentage of cosmic ray hits per profile



Percentage of datation errors per profile



Percentage of star falling outside central band per profile



Percentage of saturation errors per profile

