

GOMOS Level 2 Daily Report

SUMMARY

[1. General Info](#)

[2. Summary of processed GOM_NL_2P products](#)

[3. Level 2 Quality information per product](#)

[3.1 Plot of level 2 quality information per product \(time dependant\)](#)

[3.2 Plot of level 2 quality information per product \(world map\)](#)

[4. Level 1 Quality information per product \(stored on level 2 products\)](#)

[4.1 Plot of level 1 quality information per product \(time dependant\)](#)

[4.1.1 Plot of level 1 quality information per product \(time dependant\): ASCENDING](#)

[4.1.2 Plot of level 1 quality information per product \(time dependant\): DESCENDING](#)

[4.2 Plot of level 1 quality information per product \(world map\)](#)

[4.2.1 Plot of level 1 quality information per product \(world map\): ASCENDING](#)

[4.2.2 Plot of level 1 quality information per product \(world map\): DESCENDING](#)

[5. Ozone profiles based on quality statistics and other trace gas profiles](#)

[5.1 Ozone statistics based on quality of products](#)

[5.2 Plot ozone profiles for all STD \(dark without errors\)](#)

[5.3 Plot ozone profiles where STD < 20% \(dark without errors\)](#)

[5.4. Plot ozone profiles where STD < 10% \(dark without errors\)](#)

[5.5. Plot ozone profiles where STD < 5% \(dark without errors\)](#)

[5.6 Plot NO2 profiles for all STD \(dark without errors\)](#)

[5.7 Plot NO3 profiles for all STD \(dark without errors\)](#)

[5.8 Plot H2O profiles \(only for occultations of stars 1,2,3,4,13,14,16,26,63 dark without errors\) for all STD](#)

[6. Auxiliary Data Files used for the production reported in section 2](#)

This report presents the daily analysis on parameters extracted from GOMOS level 2 data (GOM_NL__2P). It is intended to monitor some important parameters that will impact the quality of these products. A list of level 2 products (and content) that have arrived during the reporting day to the PCF is also given.

| Item | Value |
|---------------------------|---------------------------------|
| Time of report generation | 18APR2013 10:13:22 |
| Data source version | GOMOS/6.01 |
| Start time of products | 29-07-2005 (29JUL2005 00:00:00) |
| Stop time of products | 30-07-2005 (30JUL2005 00:00:00) |
| Store outputs in DB | Yes |
| Nb of level 2 prods | 164 |
| Nb of prods with errors | 2 |

2. Summary of processed GOM_NL__2P products.

| Nr | Filename | UTC Start time | Limb | Duration | Star Id | Star Name | Star Mag | Star Temp | Nb Meas | Orbit | Prod. error |
|----|--|----------------------|------------|----------|---------|-----------|----------|-----------|---------|-------|-------------|
| 1 | GOM_NL__2PRFIN20050729_003102_000000632039_00245_17834_5523.N1 | 29-JUL-2005 00:31:02 | Dark | 63.000 | 56 | 53Kap Ori | 2.0650 | 30000. | 126 | 17834 | No |
| 2 | GOM_NL__2PRFIN20050729_003252_000000642039_00245_17834_5524.N1 | 29-JUL-2005 00:32:52 | Dark | 64.000 | 47 | 2Bet CMa | 1.9760 | 28000. | 128 | 17834 | No |
| 3 | GOM_NL__2PRFIN20050729_005254_000000632039_00246_17835_5515.N1 | 29-JUL-2005 00:52:54 | Dark | 62.500 | 135 | Bet Hyi | 2.8200 | 5800.0 | 125 | 17835 | No |
| 4 | GOM_NL__2PRFIN20050729_010058_000000662039_00246_17835_5516.N1 | 29-JUL-2005 01:00:58 | Straylight | 66.000 | 45 | Alp Pav | 1.9400 | 26000. | 132 | 17835 | No |
| 5 | GOM_NL__2PRFIN20050729_010833_000000702039_00246_17835_5517.N1 | 29-JUL-2005 01:08:33 | Bright | 70.000 | 38 | 20Eps Sgr | 1.8360 | 11000. | 140 | 17835 | No |
| 6 | GOM_NL__2PRFIN20050729_011148_000000642039_00246_17835_5518.N1 | 29-JUL-2005 01:11:48 | Bright | 63.500 | 155 | 41Pi Sgr | 2.9000 | 6600.0 | 127 | 17835 | No |
| 7 | GOM_NL__2PRFIN20050729_011953_000000662039_00246_17835_5519.N1 | 29-JUL-2005 01:19:53 | Bright | 66.000 | 126 | 60Bet Oph | 2.7700 | 4250.0 | 132 | 17835 | No |
| 8 | GOM_NL__2PRFIN20050729_012214_000000652039_00246_17835_5520.N1 | 29-JUL-2005 01:22:14 | Bright | 64.500 | 59 | 55Alp Oph | 2.0800 | 8900.0 | 129 | 17835 | No |
| 9 | GOM_NL__2PRFIN20050729_013230_000000622039_00246_17835_5521.N1 | 29-JUL-2005 01:32:30 | Bright | 62.000 | 69 | 33Gam Dra | 2.2310 | 3800.0 | 124 | 17835 | No |
| 10 | GOM_NL__2PRFIN20050729_013622_000000642039_00246_17835_5522.N1 | 29-JUL-2005 01:36:22 | Bright | 64.000 | 119 | 14Eta Dra | 2.7270 | 4700.0 | 128 | 17835 | No |
| 11 | GOM_NL__2PRFIN20050729_014034_000000632039_00246_17835_5523.N1 | 29-JUL-2005 01:40:34 | Bright | 62.500 | 60 | 7Bet UMi | 2.0810 | 3950.0 | 125 | 17835 | No |
| 12 | GOM_NL__2PRFIN20050729_021138_000000652039_00246_17835_5524.N1 | 29-JUL-2005 02:11:38 | Dark | 64.500 | 56 | 53Kap Ori | 2.0650 | 30000. | 129 | 17835 | No |
| 13 | GOM_NL__2PRFIN20050729_021328_000000612039_00246_17835_5525.N1 | 29-JUL-2005 02:13:28 | Dark | 61.000 | 47 | 2Bet CMa | 1.9760 | 28000. | 122 | 17835 | No |
| 14 | GOM_NL__2PRFIN20050729_023330_000000632039_00247_17836_5516.N1 | 29-JUL-2005 02:33:30 | Dark | 63.000 | 135 | Bet Hyi | 2.8200 | 5800.0 | 126 | 17836 | No |
| 15 | GOM_NL__2PRFIN20050729_024135_000000672039_00247_17836_5517.N1 | 29-JUL-2005 02:41:35 | Straylight | 66.500 | 45 | Alp Pav | 1.9400 | 26000. | 133 | 17836 | No |
| 16 | GOM_NL__2PRFIN20050729_024909_000000712039_00247_17836_5518.N1 | 29-JUL-2005 02:49:09 | Bright | 70.500 | 38 | 20Eps Sgr | 1.8360 | 11000. | 141 | 17836 | No |
| 17 | GOM_NL__2PRFIN20050729_025224_000000652039_00247_17836_5519.N1 | 29-JUL-2005 02:52:24 | Bright | 65.000 | 155 | 41Pi Sgr | 2.9000 | 6600.0 | 130 | 17836 | No |
| 18 | GOM_NL__2PRFIN20050729_030029_000000652039_00247_17836_5520.N1 | 29-JUL-2005 03:00:29 | Bright | 65.000 | 126 | 60Bet Oph | 2.7700 | 4250.0 | 130 | 17836 | No |
| 19 | GOM_NL__2PRFIN20050729_030250_000000632039_00247_17836_5521.N1 | 29-JUL-2005 03:02:50 | Bright | 63.000 | 59 | 55Alp Oph | 2.0800 | 8900.0 | 126 | 17836 | No |
| 20 | GOM_NL__2PRFIN20050729_031306_000000632039_00247_17836_5522.N1 | 29-JUL-2005 03:13:06 | Bright | 62.500 | 69 | 33Gam Dra | 2.2310 | 3800.0 | 125 | 17836 | No |
| 21 | GOM_NL__2PRFIN20050729_031658_000000642039_00247_17836_5523.N1 | 29-JUL-2005 03:16:58 | Bright | 63.500 | 119 | 14Eta Dra | 2.7270 | 4700.0 | 127 | 17836 | No |
| 22 | GOM_NL__2PRFIN20050729_032110_000000622039_00247_17836_5524.N1 | 29-JUL-2005 03:21:10 | Bright | 62.000 | 60 | 7Bet UMi | 2.0810 | 3950.0 | 124 | 17836 | No |
| 23 | GOM_NL__2PRFIN20050729_035215_000000662039_00247_17836_5525.N1 | 29-JUL-2005 03:52:15 | Dark | 66.000 | 56 | 53Kap Ori | 2.0650 | 30000. | 132 | 17836 | No |
| 24 | GOM_NL__2PRFIN20050729_035404_000000612039_00247_17836_5526.N1 | 29-JUL-2005 03:54:04 | Dark | 61.000 | 47 | 2Bet CMa | 1.9760 | 28000. | 122 | 17836 | No |
| 25 | GOM_NL__2PRFIN20050729_035726_000000642039_00247_17836_5527.N1 | 29-JUL-2005 03:57:26 | Dark | 63.500 | 177 | 1Zet CMa | 3.0220 | 26000. | 127 | 17836 | No |
| 26 | GOM_NL__2PRFIN20050729_041406_000000642039_00248_17837_5517.N1 | 29-JUL-2005 04:14:06 | Dark | 64.000 | 135 | Bet Hyi | 2.8200 | 5800.0 | 128 | 17837 | No |
| 27 | GOM_NL__2PRFIN20050729_042211_000000682039_00248_17837_5518.N1 | 29-JUL-2005 04:22:11 | Straylight | 67.500 | 45 | Alp Pav | 1.9400 | 26000. | 135 | 17837 | No |
| 28 | GOM_NL__2PRFIN20050729_042945_000000672039_00248_17837_5519.N1 | 29-JUL-2005 04:29:45 | Bright | 67.000 | 38 | 20Eps Sgr | 1.8360 | 11000. | 134 | 17837 | No |
| 29 | GOM_NL__2PRFIN20050729_043300_000000632039_00248_17837_5520.N1 | 29-JUL-2005 04:33:00 | Bright | 63.000 | 155 | 41Pi Sgr | 2.9000 | 6600.0 | 126 | 17837 | No |
| 30 | GOM_NL__2PRFIN20050729_044105_000000672039_00248_17837_5521.N1 | 29-JUL-2005 04:41:05 | Bright | 66.500 | 126 | 60Bet Oph | 2.7700 | 4250.0 | 133 | 17837 | No |
| 31 | GOM_NL__2PRFIN20050729_044327_000000662039_00248_17837_5522.N1 | 29-JUL-2005 04:43:27 | Bright | 65.500 | 59 | 55Alp Oph | 2.0800 | 8900.0 | 131 | 17837 | No |
| 32 | GOM_NL__2PRFIN20050729_045342_000000632039_00248_17837_5523.N1 | 29-JUL-2005 04:53:42 | Bright | 63.000 | 69 | 33Gam Dra | 2.2310 | 3800.0 | 126 | 17837 | No |
| 33 | GOM_NL__2PRFIN20050729_045735_000000612039_00248_17837_5524.N1 | 29-JUL-2005 04:57:35 | Bright | 61.000 | 119 | 14Eta Dra | 2.7270 | 4700.0 | 122 | 17837 | No |
| 34 | GOM_NL__2PRFIN20050729_050146_000000612039_00248_17837_5525.N1 | 29-JUL-2005 05:01:46 | Bright | 60.500 | 60 | 7Bet UMi | 2.0810 | 3950.0 | 121 | 17837 | No |
| 35 | GOM_NL__2PRFIN20050729_053251_000000632039_00248_17837_5526.N1 | 29-JUL-2005 05:32:51 | Dark | 63.000 | 56 | 53Kap Ori | 2.0650 | 30000. | 126 | 17837 | No |
| 36 | GOM_NL__2PRFIN20050729_053440_000000602039_00248_17837_5527.N1 | 29-JUL-2005 05:34:40 | Dark | 60.000 | 47 | 2Bet CMa | 1.9760 | 28000. | 120 | 17837 | No |
| 37 | GOM_NL__2PRFIN20050729_053802_000000652039_00248_17837_5528.N1 | 29-JUL-2005 05:38:02 | Dark | 64.500 | 177 | 1Zet CMa | 3.0220 | 26000. | 129 | 17837 | No |
| 38 | GOM_NL__2PRFIN20050729_055443_000000642039_00249_17838_5538.N1 | 29-JUL-2005 05:54:43 | Dark | 64.000 | 135 | Bet Hyi | 2.8200 | 5800.0 | 128 | 17838 | No |
| 39 | GOM_NL__2PRFIN20050729_060247_000000652039_00249_17838_5539.N1 | 29-JUL-2005 06:02:47 | Straylight | 65.000 | 45 | Alp Pav | 1.9400 | 26000. | 130 | 17838 | No |
| 40 | GOM_NL__2PRFIN20050729_061021_000000692039_00249_17838_5540.N1 | 29-JUL-2005 06:10:21 | Bright | 68.500 | 38 | 20Eps Sgr | 1.8360 | 11000. | 137 | 17838 | No |
| 41 | GOM_NL__2PRFIN20050729_061337_000000622039_00249_17838_5541.N1 | 29-JUL-2005 06:13:37 | Bright | 62.000 | 155 | 41Pi Sgr | 2.9000 | 6600.0 | 124 | 17838 | No |
| 42 | GOM_NL__2PRFIN20050729_062142_000000642039_00249_17838_5542.N1 | 29-JUL-2005 06:21:42 | Bright | 63.500 | 126 | 60Bet Oph | 2.7700 | 4250.0 | 127 | 17838 | No |

| | | | | | | | | | | | |
|-----|--|----------------------|------------|--------|-----|-----------|---------|--------|-----|-------|-----|
| 43 | GOM_NL__2PRFIN20050729_062403_000000642039_00249_17838_5543.N1 | 29-JUL-2005 06:24:03 | Bright | 64.000 | 59 | 55Alp Oph | 2.0800 | 8900.0 | 128 | 17838 | No |
| 44 | GOM_NL__2PRFIN20050729_063418_000000642039_00249_17838_5544.N1 | 29-JUL-2005 06:34:18 | Bright | 64.000 | 69 | 33Gam Dra | 2.2310 | 3800.0 | 128 | 17838 | No |
| 45 | GOM_NL__2PRFIN20050729_063811_000000642039_00249_17838_5545.N1 | 29-JUL-2005 06:38:11 | Bright | 64.000 | 119 | 14Eta Dra | 2.7270 | 4700.0 | 128 | 17838 | No |
| 46 | GOM_NL__2PRFIN20050729_064222_000000672039_00249_17838_5546.N1 | 29-JUL-2005 06:42:22 | Bright | 67.000 | 60 | 7Bet UMi | 2.0810 | 3950.0 | 134 | 17838 | No |
| 47 | GOM_NL__2PRFIN20050729_070837_000000672039_00249_17838_5547.N1 | 29-JUL-2005 07:08:37 | Dark | 66.500 | 14 | 58Alp Ori | 0.87000 | 3000.0 | 133 | 17838 | No |
| 48 | GOM_NL__2PRFIN20050729_071446_00000022039_00249_17838_5548.N1 | 29-JUL-2005 07:14:46 | Dark | 2.0000 | 1 | 9Alp CMa | -1.4400 | 11000. | 4 | 17838 | Yes |
| 49 | GOM_NL__2PRFIN20050729_071517_000000592039_00249_17838_5549.N1 | 29-JUL-2005 07:15:17 | Dark | 59.000 | 47 | 2Bet CMa | 1.9760 | 28000. | 118 | 17838 | No |
| 50 | GOM_NL__2PRFIN20050729_071838_000000642039_00249_17838_5550.N1 | 29-JUL-2005 07:18:38 | Dark | 64.000 | 177 | 1Zet CMa | 3.0220 | 26000. | 128 | 17838 | No |
| 51 | GOM_NL__2PRFIN20050729_073519_000000652039_00250_17839_5539.N1 | 29-JUL-2005 07:35:19 | Dark | 64.500 | 135 | Bet Hyi | 2.8200 | 5800.0 | 129 | 17839 | No |
| 52 | GOM_NL__2PRFIN20050729_074324_000000672039_00250_17839_5540.N1 | 29-JUL-2005 07:43:24 | Straylight | 66.500 | 45 | Alp Pav | 1.9400 | 26000. | 133 | 17839 | No |
| 53 | GOM_NL__2PRFIN20050729_075058_000000692039_00250_17839_5541.N1 | 29-JUL-2005 07:50:58 | Bright | 68.500 | 38 | 20Eps Sgr | 1.8360 | 11000. | 137 | 17839 | No |
| 54 | GOM_NL__2PRFIN20050729_075413_000000642039_00250_17839_5542.N1 | 29-JUL-2005 07:54:13 | Bright | 63.500 | 155 | 41Pi Sgr | 2.9000 | 6600.0 | 127 | 17839 | No |
| 55 | GOM_NL__2PRFIN20050729_080218_000000652039_00250_17839_5543.N1 | 29-JUL-2005 08:02:18 | Bright | 64.500 | 126 | 60Bet Oph | 2.7700 | 4250.0 | 129 | 17839 | No |
| 56 | GOM_NL__2PRFIN20050729_080439_000000652039_00250_17839_5544.N1 | 29-JUL-2005 08:04:39 | Bright | 64.500 | 59 | 55Alp Oph | 2.0800 | 8900.0 | 129 | 17839 | No |
| 57 | GOM_NL__2PRFIN20050729_081454_000000662039_00250_17839_5545.N1 | 29-JUL-2005 08:14:54 | Bright | 66.000 | 69 | 33Gam Dra | 2.2310 | 3800.0 | 132 | 17839 | No |
| 58 | GOM_NL__2PRFIN20050729_081847_000000642039_00250_17839_5546.N1 | 29-JUL-2005 08:18:47 | Bright | 63.500 | 119 | 14Eta Dra | 2.7270 | 4700.0 | 127 | 17839 | No |
| 59 | GOM_NL__2PRFIN20050729_082259_000000612039_00250_17839_5547.N1 | 29-JUL-2005 08:22:59 | Bright | 60.500 | 60 | 7Bet UMi | 2.0810 | 3950.0 | 121 | 17839 | No |
| 60 | GOM_NL__2PRFIN20050729_084913_000000742039_00250_17839_5548.N1 | 29-JUL-2005 08:49:13 | Dark | 74.000 | 14 | 58Alp Ori | 0.87000 | 3000.0 | 148 | 17839 | No |
| 61 | GOM_NL__2PRFIN20050729_085522_00000022039_00250_17839_5549.N1 | 29-JUL-2005 08:55:22 | Dark | 2.0000 | 1 | 9Alp CMa | -1.4400 | 11000. | 4 | 17839 | Yes |
| 62 | GOM_NL__2PRFIN20050729_085553_000000612039_00250_17839_5550.N1 | 29-JUL-2005 08:55:53 | Dark | 60.500 | 47 | 2Bet CMa | 1.9760 | 28000. | 121 | 17839 | No |
| 63 | GOM_NL__2PRFIN20050729_085914_000000642039_00250_17839_5551.N1 | 29-JUL-2005 08:59:14 | Dark | 63.500 | 177 | 1Zet CMa | 3.0220 | 26000. | 127 | 17839 | No |
| 64 | GOM_NL__2PRFIN20050729_091555_000000652039_00251_17840_5541.N1 | 29-JUL-2005 09:15:55 | Dark | 65.000 | 135 | Bet Hyi | 2.8200 | 5800.0 | 130 | 17840 | No |
| 65 | GOM_NL__2PRFIN20050729_092400_000000642039_00251_17840_5542.N1 | 29-JUL-2005 09:24:00 | Straylight | 63.500 | 45 | Alp Pav | 1.9400 | 26000. | 127 | 17840 | No |
| 66 | GOM_NL__2PRFIN20050729_093134_000000672039_00251_17840_5543.N1 | 29-JUL-2005 09:31:34 | Bright | 67.000 | 38 | 20Eps Sgr | 1.8360 | 11000. | 134 | 17840 | No |
| 67 | GOM_NL__2PRFIN20050729_093449_000000622039_00251_17840_5544.N1 | 29-JUL-2005 09:34:49 | Bright | 62.000 | 155 | 41Pi Sgr | 2.9000 | 6600.0 | 124 | 17840 | No |
| 68 | GOM_NL__2PRFIN20050729_094254_000000662039_00251_17840_5545.N1 | 29-JUL-2005 09:42:54 | Bright | 65.500 | 126 | 60Bet Oph | 2.7700 | 4250.0 | 131 | 17840 | No |
| 69 | GOM_NL__2PRFIN20050729_094515_000000242039_00251_17840_5546.N1 | 29-JUL-2005 09:45:15 | Straylight | 24.000 | 59 | 55Alp Oph | 2.0800 | 8900.0 | 48 | 17840 | No |
| 70 | GOM_NL__2PRFIN20050729_095530_000000632039_00251_17840_5547.N1 | 29-JUL-2005 09:55:30 | Bright | 63.000 | 69 | 33Gam Dra | 2.2310 | 3800.0 | 126 | 17840 | No |
| 71 | GOM_NL__2PRFIN20050729_095923_000000642039_00251_17840_5548.N1 | 29-JUL-2005 09:59:23 | Bright | 63.500 | 119 | 14Eta Dra | 2.7270 | 4700.0 | 127 | 17840 | No |
| 72 | GOM_NL__2PRFIN20050729_100335_000000612039_00251_17840_5549.N1 | 29-JUL-2005 10:03:35 | Bright | 60.500 | 60 | 7Bet UMi | 2.0810 | 3950.0 | 121 | 17840 | No |
| 73 | GOM_NL__2PRFIN20050729_102949_000000642039_00251_17840_5550.N1 | 29-JUL-2005 10:29:49 | Dark | 63.500 | 14 | 58Alp Ori | 0.87000 | 3000.0 | 127 | 17840 | No |
| 74 | GOM_NL__2PRFIN20050729_103558_000000242039_00251_17840_5551.N1 | 29-JUL-2005 10:35:58 | Dark | 24.000 | 1 | 9Alp CMa | -1.4400 | 11000. | 48 | 17840 | No |
| 75 | GOM_NL__2PRFIN20050729_103709_000000672039_00251_17840_5552.N1 | 29-JUL-2005 10:37:09 | Dark | 66.500 | 101 | 11Alp Lep | 2.5820 | 7000.0 | 133 | 17840 | No |
| 76 | GOM_NL__2PRFIN20050729_103950_000000642039_00251_17840_5553.N1 | 29-JUL-2005 10:39:50 | Dark | 63.500 | 177 | 1Zet CMa | 3.0220 | 26000. | 127 | 17840 | No |
| 77 | GOM_NL__2PRFIN20050729_105631_000000622039_00252_17841_5543.N1 | 29-JUL-2005 10:56:31 | Dark | 62.000 | 135 | Bet Hyi | 2.8200 | 5800.0 | 124 | 17841 | No |
| 78 | GOM_NL__2PRFIN20050729_110436_000000682039_00252_17841_5544.N1 | 29-JUL-2005 11:04:36 | Straylight | 67.500 | 45 | Alp Pav | 1.9400 | 26000. | 135 | 17841 | No |
| 79 | GOM_NL__2PRFIN20050729_111210_000000642039_00252_17841_5545.N1 | 29-JUL-2005 11:12:10 | Bright | 64.000 | 38 | 20Eps Sgr | 1.8360 | 11000. | 128 | 17841 | No |
| 80 | GOM_NL__2PRFIN20050729_111525_000000622039_00252_17841_5546.N1 | 29-JUL-2005 11:15:25 | Bright | 61.500 | 155 | 41Pi Sgr | 2.9000 | 6600.0 | 123 | 17841 | No |
| 81 | GOM_NL__2PRFIN20050729_112330_000000632039_00252_17841_5547.N1 | 29-JUL-2005 11:23:30 | Bright | 63.000 | 126 | 60Bet Oph | 2.7700 | 4250.0 | 126 | 17841 | No |
| 82 | GOM_NL__2PRFIN20050729_112552_000000242039_00252_17841_5548.N1 | 29-JUL-2005 11:25:52 | Straylight | 24.000 | 59 | 55Alp Oph | 2.0800 | 8900.0 | 48 | 17841 | No |
| 83 | GOM_NL__2PRFIN20050729_113606_000000652039_00252_17841_5549.N1 | 29-JUL-2005 11:36:06 | Bright | 65.000 | 69 | 33Gam Dra | 2.2310 | 3800.0 | 130 | 17841 | No |
| 84 | GOM_NL__2PRFIN20050729_113959_000000642039_00252_17841_5550.N1 | 29-JUL-2005 11:39:59 | Bright | 64.000 | 119 | 14Eta Dra | 2.7270 | 4700.0 | 128 | 17841 | No |
| 85 | GOM_NL__2PRFIN20050729_114411_000000632039_00252_17841_5551.N1 | 29-JUL-2005 11:44:11 | Bright | 63.000 | 60 | 7Bet UMi | 2.0810 | 3950.0 | 126 | 17841 | No |
| 86 | GOM_NL__2PRFIN20050729_121025_000000622039_00252_17841_5552.N1 | 29-JUL-2005 12:10:25 | Dark | 62.000 | 14 | 58Alp Ori | 0.87000 | 3000.0 | 124 | 17841 | No |
| 87 | GOM_NL__2PRFIN20050729_121634_000000242039_00252_17841_5553.N1 | 29-JUL-2005 12:16:34 | Dark | 24.000 | 1 | 9Alp CMa | -1.4400 | 11000. | 48 | 17841 | No |
| 88 | GOM_NL__2PRFIN20050729_121746_000000682039_00252_17841_5554.N1 | 29-JUL-2005 12:17:46 | Dark | 68.000 | 101 | 11Alp Lep | 2.5820 | 7000.0 | 136 | 17841 | No |
| 89 | GOM_NL__2PRFIN20050729_122026_000000642039_00252_17841_5555.N1 | 29-JUL-2005 12:20:26 | Dark | 63.500 | 177 | 1Zet CMa | 3.0220 | 26000. | 127 | 17841 | No |
| 90 | GOM_NL__2PRFIN20050729_123707_000000652039_00253_17842_5544.N1 | 29-JUL-2005 12:37:07 | Dark | 65.000 | 135 | Bet Hyi | 2.8200 | 5800.0 | 130 | 17842 | No |
| 91 | GOM_NL__2PRFIN20050729_124512_000000652039_00253_17842_5545.N1 | 29-JUL-2005 12:45:12 | Straylight | 64.500 | 45 | Alp Pav | 1.9400 | 26000. | 129 | 17842 | No |
| 92 | GOM_NL__2PRFIN20050729_125246_000000672039_00253_17842_5546.N1 | 29-JUL-2005 12:52:46 | Bright | 66.500 | 38 | 20Eps Sgr | 1.8360 | 11000. | 133 | 17842 | No |
| 93 | GOM_NL__2PRFIN20050729_125601_000000642039_00253_17842_5547.N1 | 29-JUL-2005 12:56:01 | Bright | 63.500 | 155 | 41Pi Sgr | 2.9000 | 6600.0 | 127 | 17842 | No |
| 94 | GOM_NL__2PRFIN20050729_130406_000000542039_00253_17842_5548.N1 | 29-JUL-2005 13:04:06 | Bright | 54.000 | 126 | 60Bet Oph | 2.7700 | 4250.0 | 108 | 17842 | No |
| 95 | GOM_NL__2PRFIN20050729_131642_000000642039_00253_17842_5549.N1 | 29-JUL-2005 13:16:42 | Bright | 63.500 | 69 | 33Gam Dra | 2.2310 | 3800.0 | 127 | 17842 | No |
| 96 | GOM_NL__2PRFIN20050729_132036_000000642039_00253_17842_5550.N1 | 29-JUL-2005 13:20:36 | Bright | 63.500 | 119 | 14Eta Dra | 2.7270 | 4700.0 | 127 | 17842 | No |
| 97 | GOM_NL__2PRFIN20050729_132447_000000612039_00253_17842_5551.N1 | 29-JUL-2005 13:24:47 | Bright | 60.500 | 60 | 7Bet UMi | 2.0810 | 3950.0 | 121 | 17842 | No |
| 98 | GOM_NL__2PRFIN20050729_135101_000000602039_00253_17842_5552.N1 | 29-JUL-2005 13:51:01 | Dark | 59.500 | 14 | 58Alp Ori | 0.87000 | 3000.0 | 119 | 17842 | No |
| 99 | GOM_NL__2PRFIN20050729_135710_000000462039_00253_17842_5553.N1 | 29-JUL-2005 13:57:10 | Dark | 46.000 | 1 | 9Alp CMa | -1.4400 | 11000. | 92 | 17842 | No |
| 100 | GOM_NL__2PRFIN20050729_135915_000000692039_00253_17842_5554.N1 | 29-JUL-2005 13:59:15 | Dark | 68.500 | 139 | 9Bet Lep | 2.8330 | 5600.0 | 137 | 17842 | No |
| 101 | GOM_NL__2PRFIN20050729_140102_000000632039_00253_17842_5555.N1 | 29-JUL-2005 14:01:02 | Dark | 63.000 | 177 | 1Zet CMa | 3.0220 | 26000. | 126 | 17842 | No |

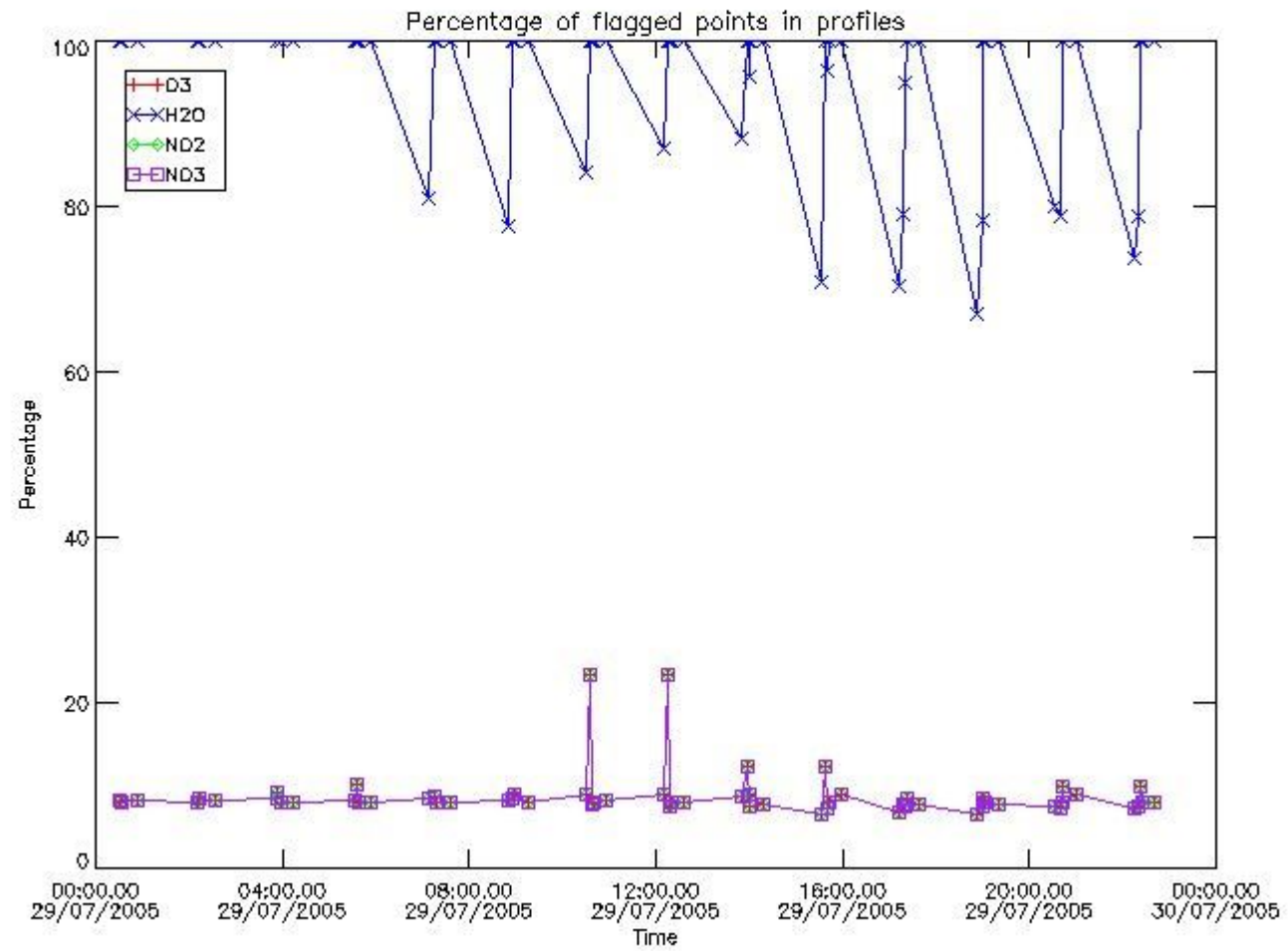
| | | | | | | | | | | | |
|-----|--|----------------------|------------|--------|-----|-----------|---------|--------|-----|-------|----|
| 102 | GOM_NL__2PRFIN20050729_141743_000000662039_00254_17843_5545.N1 | 29-JUL-2005 14:17:43 | Dark | 65.500 | 135 | Bet Hyi | 2.8200 | 5800.0 | 131 | 17843 | No |
| 103 | GOM_NL__2PRFIN20050729_142548_000000652039_00254_17843_5546.N1 | 29-JUL-2005 14:25:48 | Straylight | 64.500 | 45 | Alp Pav | 1.9400 | 26000. | 129 | 17843 | No |
| 104 | GOM_NL__2PRFIN20050729_143322_000000692039_00254_17843_5547.N1 | 29-JUL-2005 14:33:22 | Bright | 69.000 | 38 | 20Eps Sgr | 1.8360 | 11000. | 138 | 17843 | No |
| 105 | GOM_NL__2PRFIN20050729_143637_000000642039_00254_17843_5548.N1 | 29-JUL-2005 14:36:37 | Bright | 64.000 | 155 | 41Pi Sgr | 2.9000 | 6600.0 | 128 | 17843 | No |
| 106 | GOM_NL__2PRFIN20050729_144443_000000542039_00254_17843_5549.N1 | 29-JUL-2005 14:44:43 | Bright | 54.000 | 126 | 60Bet Oph | 2.7700 | 4250.0 | 108 | 17843 | No |
| 107 | GOM_NL__2PRFIN20050729_145718_000000652039_00254_17843_5550.N1 | 29-JUL-2005 14:57:18 | Bright | 65.000 | 69 | 33Gam Dra | 2.2310 | 3800.0 | 130 | 17843 | No |
| 108 | GOM_NL__2PRFIN20050729_150112_000000642039_00254_17843_5551.N1 | 29-JUL-2005 15:01:12 | Bright | 63.500 | 119 | 14Eta Dra | 2.7270 | 4700.0 | 127 | 17843 | No |
| 109 | GOM_NL__2PRFIN20050729_150523_000000632039_00254_17843_5552.N1 | 29-JUL-2005 15:05:23 | Bright | 63.000 | 60 | 7Bet UMi | 2.0810 | 3950.0 | 126 | 17843 | No |
| 110 | GOM_NL__2PRFIN20050729_153138_000000792039_00254_17843_5553.N1 | 29-JUL-2005 15:31:38 | Dark | 79.000 | 14 | 58Alp Ori | 0.87000 | 3000.0 | 158 | 17843 | No |
| 111 | GOM_NL__2PRFIN20050729_153746_000000462039_00254_17843_5554.N1 | 29-JUL-2005 15:37:46 | Dark | 46.000 | 1 | 9Alp CMa | -1.4400 | 11000. | 92 | 17843 | No |
| 112 | GOM_NL__2PRFIN20050729_153951_000000702039_00254_17843_5555.N1 | 29-JUL-2005 15:39:51 | Dark | 70.000 | 139 | 9Bet Lep | 2.8330 | 5600.0 | 140 | 17843 | No |
| 113 | GOM_NL__2PRFIN20050729_154138_000000652039_00254_17843_5556.N1 | 29-JUL-2005 15:41:38 | Dark | 64.500 | 177 | 1Zet CMa | 3.0220 | 26000. | 129 | 17843 | No |
| 114 | GOM_NL__2PRFIN20050729_155819_000000642039_00255_17844_5546.N1 | 29-JUL-2005 15:58:19 | Dark | 63.500 | 135 | Bet Hyi | 2.8200 | 5800.0 | 127 | 17844 | No |
| 115 | GOM_NL__2PRFIN20050729_160624_000000662039_00255_17844_5547.N1 | 29-JUL-2005 16:06:24 | Straylight | 66.000 | 45 | Alp Pav | 1.9400 | 26000. | 132 | 17844 | No |
| 116 | GOM_NL__2PRFIN20050729_161358_000000692039_00255_17844_5548.N1 | 29-JUL-2005 16:13:58 | Bright | 69.000 | 38 | 20Eps Sgr | 1.8360 | 11000. | 138 | 17844 | No |
| 117 | GOM_NL__2PRFIN20050729_161713_000000632039_00255_17844_5549.N1 | 29-JUL-2005 16:17:13 | Bright | 63.000 | 155 | 41Pi Sgr | 2.9000 | 6600.0 | 126 | 17844 | No |
| 118 | GOM_NL__2PRFIN20050729_163755_000000662039_00255_17844_5550.N1 | 29-JUL-2005 16:37:55 | Bright | 65.500 | 69 | 33Gam Dra | 2.2310 | 3800.0 | 131 | 17844 | No |
| 119 | GOM_NL__2PRFIN20050729_164148_000000642039_00255_17844_5551.N1 | 29-JUL-2005 16:41:48 | Bright | 64.000 | 119 | 14Eta Dra | 2.7270 | 4700.0 | 128 | 17844 | No |
| 120 | GOM_NL__2PRFIN20050729_164600_000000612039_00255_17844_5552.N1 | 29-JUL-2005 16:46:00 | Bright | 60.500 | 60 | 7Bet UMi | 2.0810 | 3950.0 | 121 | 17844 | No |
| 121 | GOM_NL__2PRFIN20050729_171214_000000772039_00255_17844_5553.N1 | 29-JUL-2005 17:12:14 | Dark | 76.500 | 14 | 58Alp Ori | 0.87000 | 3000.0 | 153 | 17844 | No |
| 122 | GOM_NL__2PRFIN20050729_171822_000000672039_00255_17844_5554.N1 | 29-JUL-2005 17:18:22 | Dark | 67.000 | 1 | 9Alp CMa | -1.4400 | 11000. | 134 | 17844 | No |
| 123 | GOM_NL__2PRFIN20050729_172028_000000682039_00255_17844_5555.N1 | 29-JUL-2005 17:20:28 | Dark | 68.000 | 139 | 9Bet Lep | 2.8330 | 5600.0 | 136 | 17844 | No |
| 124 | GOM_NL__2PRFIN20050729_172214_000000662039_00255_17844_5556.N1 | 29-JUL-2005 17:22:14 | Dark | 65.500 | 177 | 1Zet CMa | 3.0220 | 26000. | 131 | 17844 | No |
| 125 | GOM_NL__2PRFIN20050729_173856_000000662039_00256_17845_5547.N1 | 29-JUL-2005 17:38:56 | Dark | 65.500 | 135 | Bet Hyi | 2.8200 | 5800.0 | 131 | 17845 | No |
| 126 | GOM_NL__2PRFIN20050729_174701_000000652039_00256_17845_5548.N1 | 29-JUL-2005 17:47:01 | Straylight | 64.500 | 45 | Alp Pav | 1.9400 | 26000. | 129 | 17845 | No |
| 127 | GOM_NL__2PRFIN20050729_175434_000000662039_00256_17845_5549.N1 | 29-JUL-2005 17:54:34 | Bright | 66.000 | 38 | 20Eps Sgr | 1.8360 | 11000. | 132 | 17845 | No |
| 128 | GOM_NL__2PRFIN20050729_175749_000000652039_00256_17845_5550.N1 | 29-JUL-2005 17:57:49 | Bright | 64.500 | 155 | 41Pi Sgr | 2.9000 | 6600.0 | 129 | 17845 | No |
| 129 | GOM_NL__2PRFIN20050729_181831_000000642039_00256_17845_5551.N1 | 29-JUL-2005 18:18:31 | Bright | 63.500 | 69 | 33Gam Dra | 2.2310 | 3800.0 | 127 | 17845 | No |
| 130 | GOM_NL__2PRFIN20050729_182224_000000642039_00256_17845_5552.N1 | 29-JUL-2005 18:22:24 | Bright | 63.500 | 119 | 14Eta Dra | 2.7270 | 4700.0 | 127 | 17845 | No |
| 131 | GOM_NL__2PRFIN20050729_182636_000000642039_00256_17845_5553.N1 | 29-JUL-2005 18:26:36 | Bright | 63.500 | 60 | 7Bet UMi | 2.0810 | 3950.0 | 127 | 17845 | No |
| 132 | GOM_NL__2PRFIN20050729_185250_000000792039_00256_17845_5554.N1 | 29-JUL-2005 18:52:50 | Dark | 79.000 | 14 | 58Alp Ori | 0.87000 | 3000.0 | 158 | 17845 | No |
| 133 | GOM_NL__2PRFIN20050729_185858_000000672039_00256_17845_5555.N1 | 29-JUL-2005 18:58:58 | Dark | 67.000 | 1 | 9Alp CMa | -1.4400 | 11000. | 134 | 17845 | No |
| 134 | GOM_NL__2PRFIN20050729_190104_000000682039_00256_17845_5556.N1 | 29-JUL-2005 19:01:04 | Dark | 67.500 | 139 | 9Bet Lep | 2.8330 | 5600.0 | 135 | 17845 | No |
| 135 | GOM_NL__2PRFIN20050729_190250_000000652039_00256_17845_5557.N1 | 29-JUL-2005 19:02:50 | Dark | 64.500 | 177 | 1Zet CMa | 3.0220 | 26000. | 129 | 17845 | No |
| 136 | GOM_NL__2PRFIN20050729_191932_000000662039_00257_17846_5554.N1 | 29-JUL-2005 19:19:32 | Dark | 65.500 | 135 | Bet Hyi | 2.8200 | 5800.0 | 131 | 17846 | No |
| 137 | GOM_NL__2PRFIN20050729_192737_000000672039_00257_17846_5555.N1 | 29-JUL-2005 19:27:37 | Straylight | 66.500 | 45 | Alp Pav | 1.9400 | 26000. | 133 | 17846 | No |
| 138 | GOM_NL__2PRFIN20050729_193510_000000652039_00257_17846_5556.N1 | 29-JUL-2005 19:35:10 | Bright | 64.500 | 38 | 20Eps Sgr | 1.8360 | 11000. | 129 | 17846 | No |
| 139 | GOM_NL__2PRFIN20050729_193825_000000642039_00257_17846_5557.N1 | 29-JUL-2005 19:38:25 | Bright | 64.000 | 155 | 41Pi Sgr | 2.9000 | 6600.0 | 128 | 17846 | No |
| 140 | GOM_NL__2PRFIN20050729_195907_000000652039_00257_17846_5558.N1 | 29-JUL-2005 19:59:07 | Bright | 64.500 | 69 | 33Gam Dra | 2.2310 | 3800.0 | 129 | 17846 | No |
| 141 | GOM_NL__2PRFIN20050729_200300_000000642039_00257_17846_5559.N1 | 29-JUL-2005 20:03:00 | Bright | 64.000 | 119 | 14Eta Dra | 2.7270 | 4700.0 | 128 | 17846 | No |
| 142 | GOM_NL__2PRFIN20050729_200712_000000642039_00257_17846_5560.N1 | 29-JUL-2005 20:07:12 | Bright | 63.500 | 60 | 7Bet UMi | 2.0810 | 3950.0 | 127 | 17846 | No |
| 143 | GOM_NL__2PRFIN20050729_203326_000000682039_00257_17846_5561.N1 | 29-JUL-2005 20:33:26 | Dark | 68.000 | 14 | 58Alp Ori | 0.87000 | 3000.0 | 136 | 17846 | No |
| 144 | GOM_NL__2PRFIN20050729_203934_000000722039_00257_17846_5562.N1 | 29-JUL-2005 20:39:34 | Dark | 71.500 | 1 | 9Alp CMa | -1.4400 | 11000. | 143 | 17846 | No |
| 145 | GOM_NL__2PRFIN20050729_204140_000000512039_00257_17846_5563.N1 | 29-JUL-2005 20:41:40 | Dark | 51.000 | 139 | 9Bet Lep | 2.8330 | 5600.0 | 102 | 17846 | No |
| 146 | GOM_NL__2PRFIN20050729_204326_000000642039_00257_17846_5564.N1 | 29-JUL-2005 20:43:26 | Dark | 64.000 | 177 | 1Zet CMa | 3.0220 | 26000. | 128 | 17846 | No |
| 147 | GOM_NL__2PRFIN20050729_210008_000000642039_00258_17847_5555.N1 | 29-JUL-2005 21:00:08 | Dark | 63.500 | 135 | Bet Hyi | 2.8200 | 5800.0 | 127 | 17847 | No |
| 148 | GOM_NL__2PRFIN20050729_210813_000000642039_00258_17847_5556.N1 | 29-JUL-2005 21:08:13 | Straylight | 64.000 | 45 | Alp Pav | 1.9400 | 26000. | 128 | 17847 | No |
| 149 | GOM_NL__2PRFIN20050729_211546_000000732039_00258_17847_5557.N1 | 29-JUL-2005 21:15:46 | Bright | 73.000 | 38 | 20Eps Sgr | 1.8360 | 11000. | 146 | 17847 | No |
| 150 | GOM_NL__2PRFIN20050729_211901_000000632039_00258_17847_5558.N1 | 29-JUL-2005 21:19:01 | Bright | 63.000 | 155 | 41Pi Sgr | 2.9000 | 6600.0 | 126 | 17847 | No |
| 151 | GOM_NL__2PRFIN20050729_213943_000000662039_00258_17847_5559.N1 | 29-JUL-2005 21:39:43 | Bright | 65.500 | 69 | 33Gam Dra | 2.2310 | 3800.0 | 131 | 17847 | No |
| 152 | GOM_NL__2PRFIN20050729_214337_000000642039_00258_17847_5560.N1 | 29-JUL-2005 21:43:37 | Bright | 64.000 | 119 | 14Eta Dra | 2.7270 | 4700.0 | 128 | 17847 | No |
| 153 | GOM_NL__2PRFIN20050729_214748_000000602039_00258_17847_5561.N1 | 29-JUL-2005 21:47:48 | Bright | 60.000 | 60 | 7Bet UMi | 2.0810 | 3950.0 | 120 | 17847 | No |
| 154 | GOM_NL__2PRFIN20050729_221402_000000712039_00258_17847_5562.N1 | 29-JUL-2005 22:14:02 | Dark | 71.000 | 14 | 58Alp Ori | 0.87000 | 3000.0 | 142 | 17847 | No |
| 155 | GOM_NL__2PRFIN20050729_222010_000000692039_00258_17847_5563.N1 | 29-JUL-2005 22:20:10 | Dark | 68.500 | 1 | 9Alp CMa | -1.4400 | 11000. | 137 | 17847 | No |
| 156 | GOM_NL__2PRFIN20050729_222216_000000512039_00258_17847_5564.N1 | 29-JUL-2005 22:22:16 | Dark | 51.000 | 139 | 9Bet Lep | 2.8330 | 5600.0 | 102 | 17847 | No |
| 157 | GOM_NL__2PRFIN20050729_222402_000000652039_00258_17847_5565.N1 | 29-JUL-2005 22:24:02 | Dark | 64.500 | 177 | 1Zet CMa | 3.0220 | 26000. | 129 | 17847 | No |
| 158 | GOM_NL__2PRFIN20050729_224044_000000652039_00259_17848_5717.N1 | 29-JUL-2005 22:40:44 | Dark | 64.500 | 135 | Bet Hyi | 2.8200 | 5800.0 | 129 | 17848 | No |
| 159 | GOM_NL__2PRFIN20050729_224849_000000652039_00259_17848_5718.N1 | 29-JUL-2005 22:48:49 | Straylight | 65.000 | 45 | Alp Pav | 1.9400 | 26000. | 130 | 17848 | No |
| 160 | GOM_NL__2PRFIN20050729_225622_000000702039_00259_17848_5719.N1 | 29-JUL-2005 22:56:22 | Bright | 69.500 | 38 | 20Eps Sgr | 1.8360 | 11000. | 139 | 17848 | No |

| | | | | | | | | | | | |
|-----|--|----------------------|--------|--------|-----|-----------|--------|--------|-----|-------|----|
| 161 | GOM_NL__2PRFIN20050729_225937_000000642039_00259_17848_5720.N1 | 29-JUL-2005 22:59:37 | Bright | 64.000 | 155 | 41Pi Sgr | 2.9000 | 6600.0 | 128 | 17848 | No |
| 162 | GOM_NL__2PRFIN20050729_232019_000000652039_00259_17848_5721.N1 | 29-JUL-2005 23:20:19 | Bright | 64.500 | 69 | 33Gam Dra | 2.2310 | 3800.0 | 129 | 17848 | No |
| 163 | GOM_NL__2PRFIN20050729_232413_000000652039_00259_17848_5722.N1 | 29-JUL-2005 23:24:13 | Bright | 65.000 | 119 | 14Eta Dra | 2.7270 | 4700.0 | 130 | 17848 | No |
| 164 | GOM_NL__2PRFIN20050729_232824_000000602039_00259_17848_5723.N1 | 29-JUL-2005 23:28:24 | Bright | 60.000 | 60 | 7Bet UMi | 2.0810 | 3950.0 | 120 | 17848 | No |

3. Quality information per product

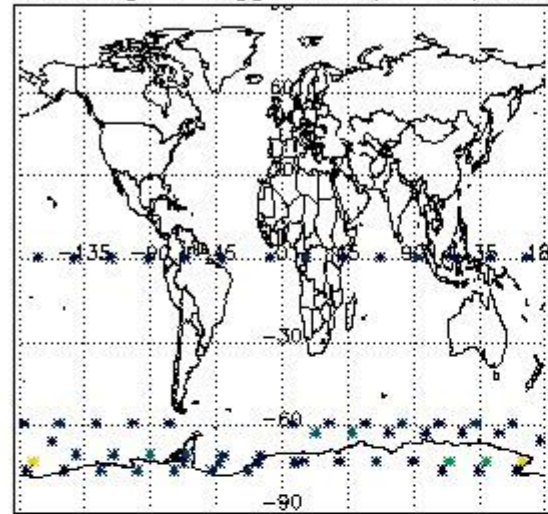
In this section it is plotted some information contained in the Quality Summary data set of the level 2 products. Only products in dark limb conditions and without errors (error flag in the MPH set to "0") are used.

3.1 Plot quality information per product (time dependant)

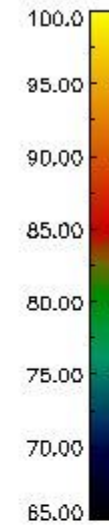
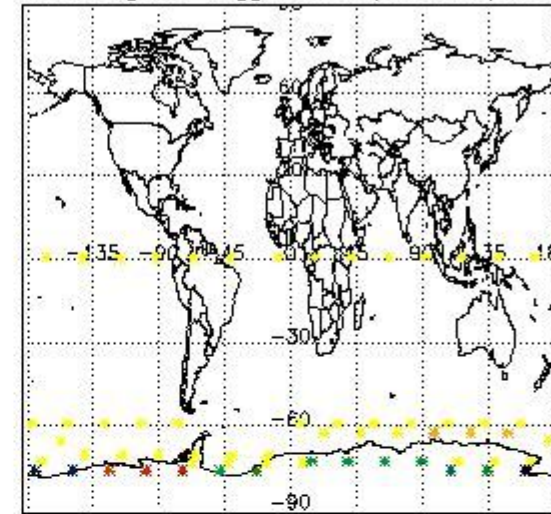


3.2 Plot quality information per product (world map)

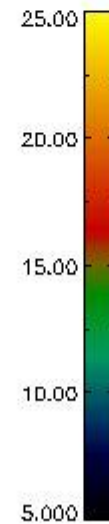
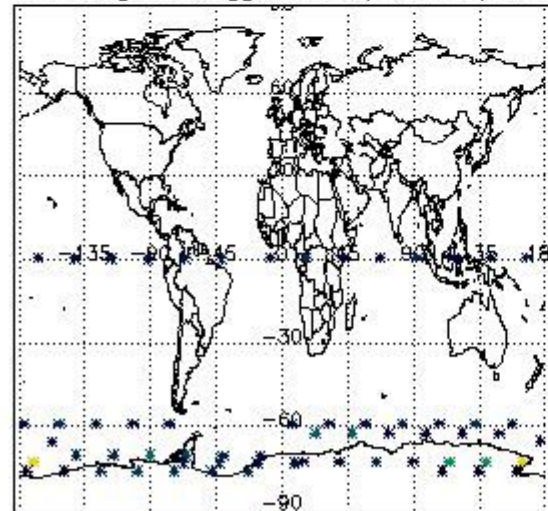
Percentage of flagged data per O3 profile



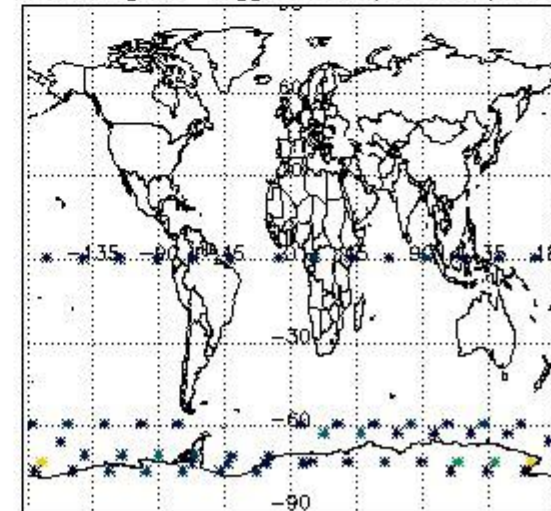
Percentage of flagged data per H2O profile



Percentage of flagged data per NO2 profile



Percentage of flagged data per NO3 profile

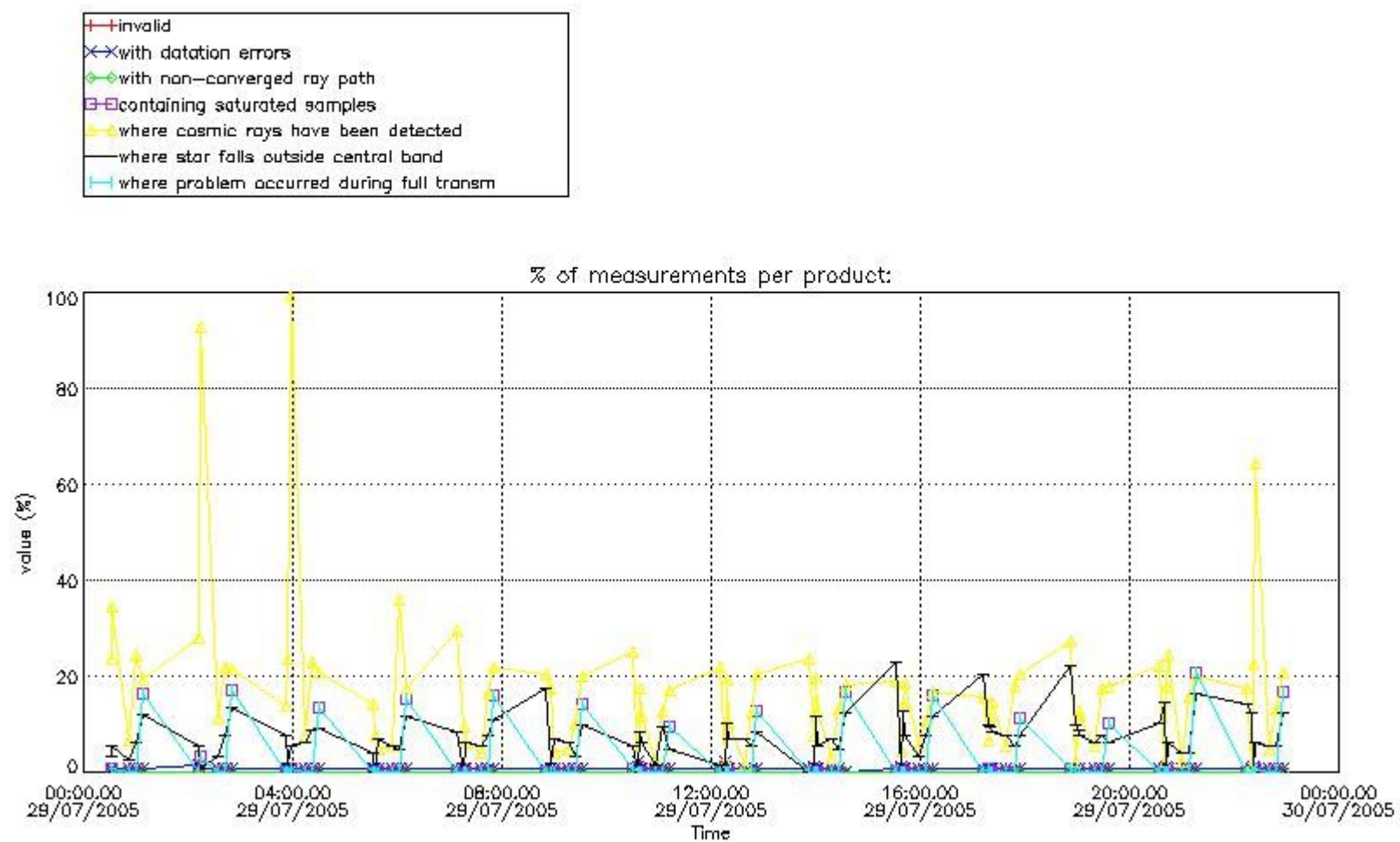


4. Level 1 quality information per product

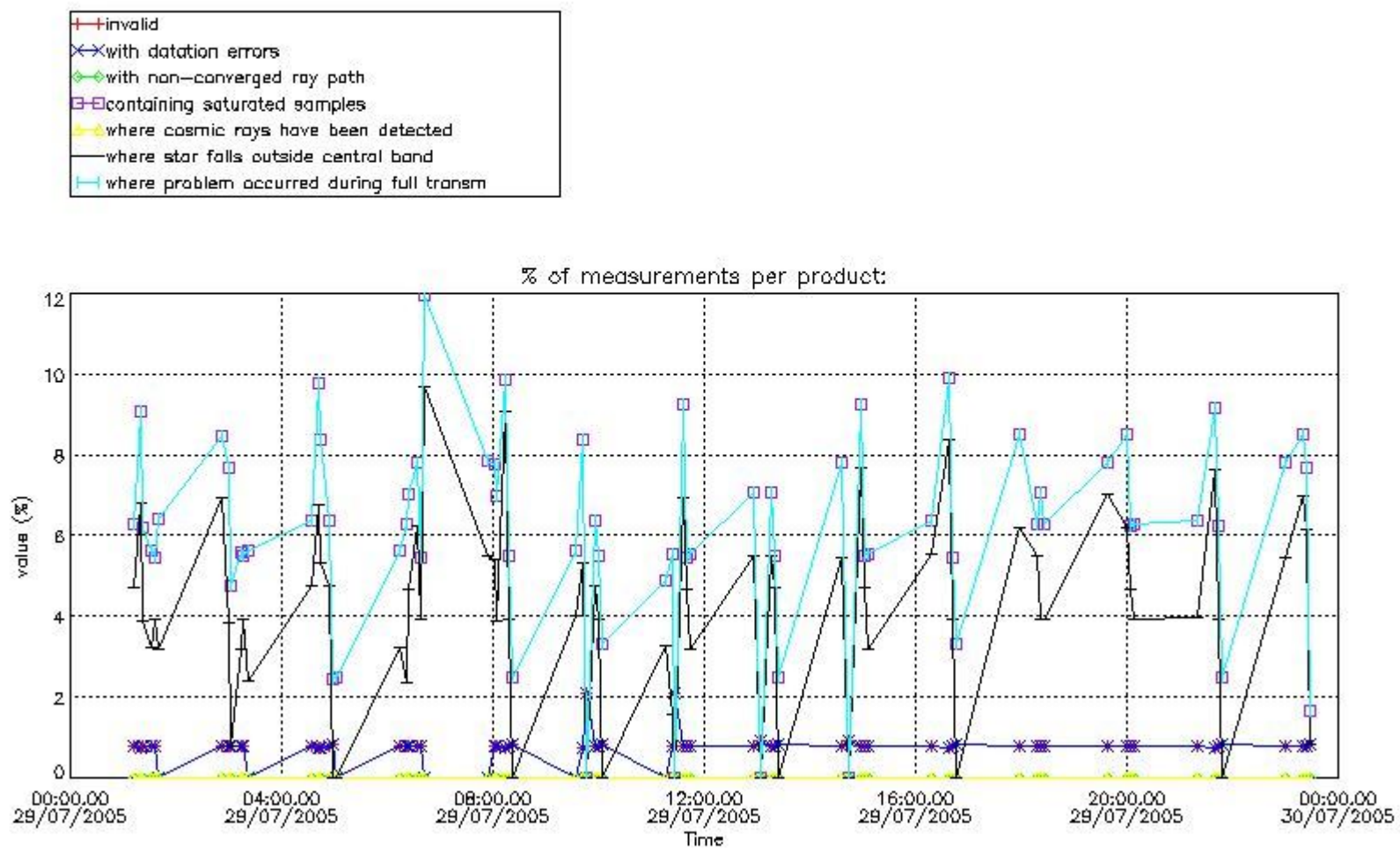
In this section it is plotted some information contained in the Quality Summary data set of the level 2 products that comes from the level 1b processing. Products without errors (error flag in the MPH set to "0") are used.

4.1 Plot quality information per product (time dependant) coming from level 1b processing

4.1.1 Plot level 1 quality information per product (time dependant): ENVISAT ASCENDING passes

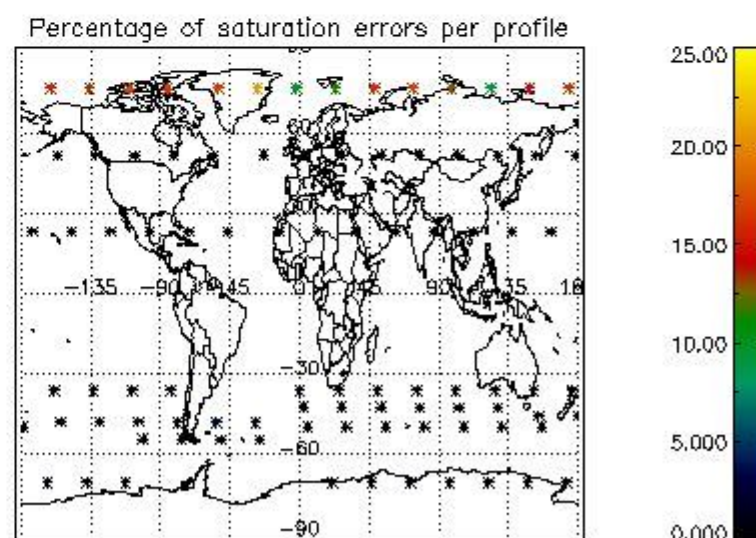
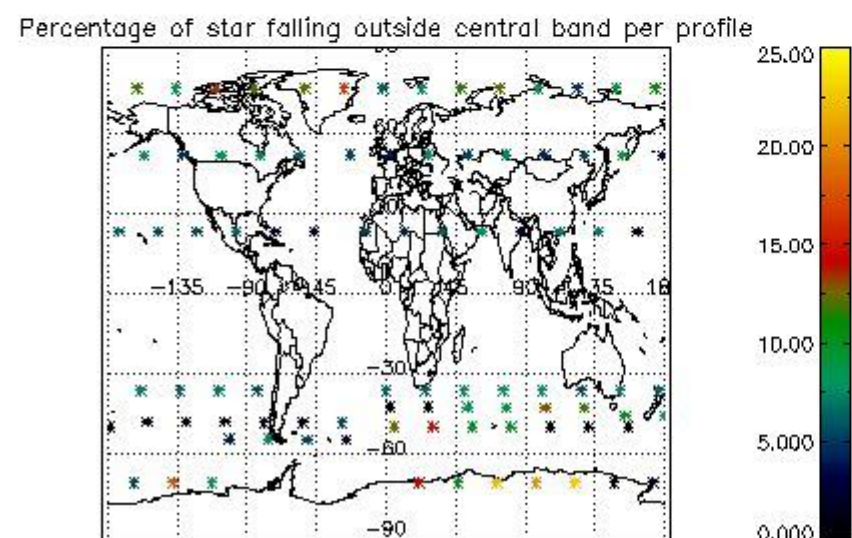
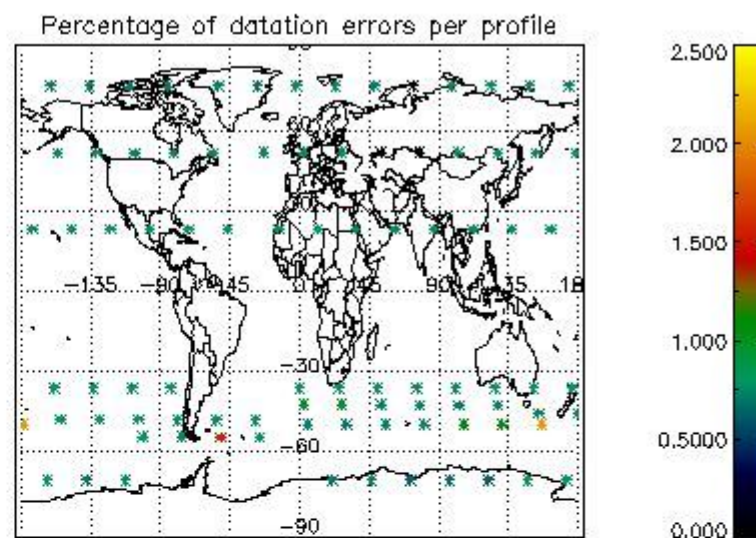
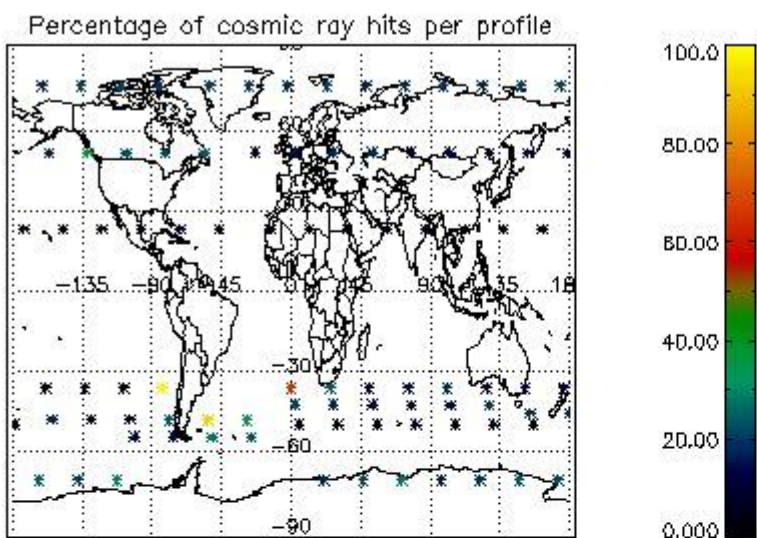


4.1.2 Plot level 1 quality information per product (time dependant): ENVISAT DESCENDING passes

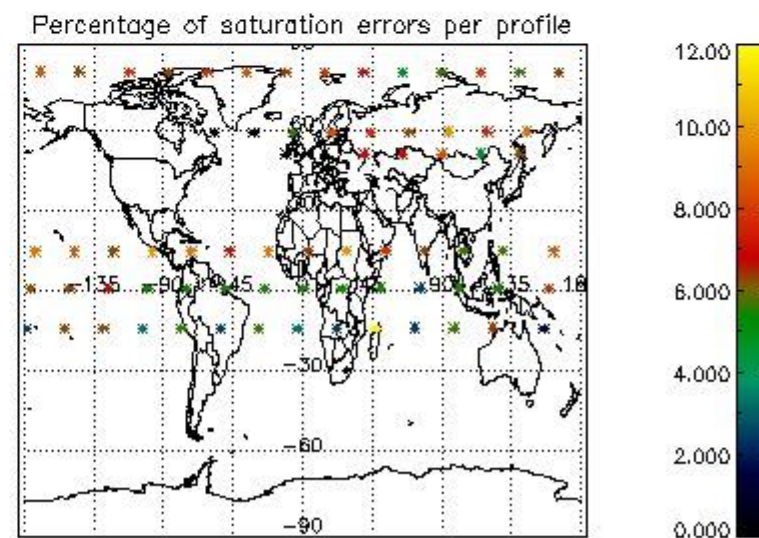
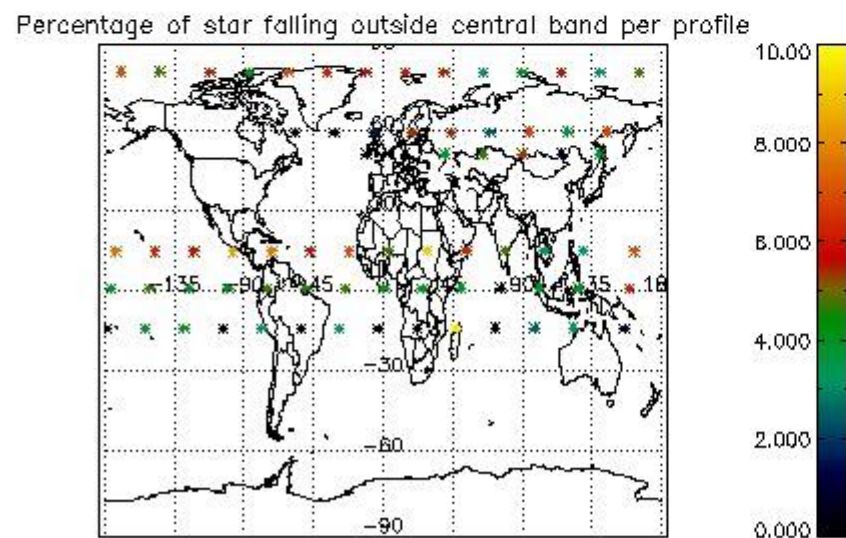
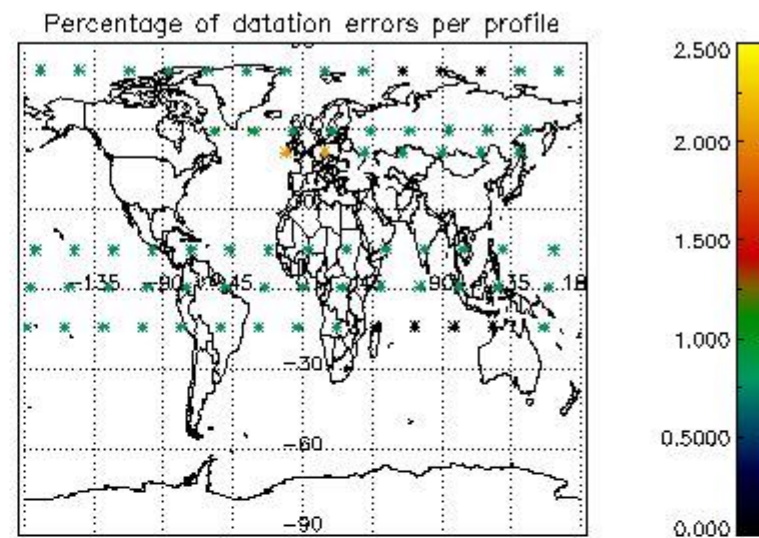
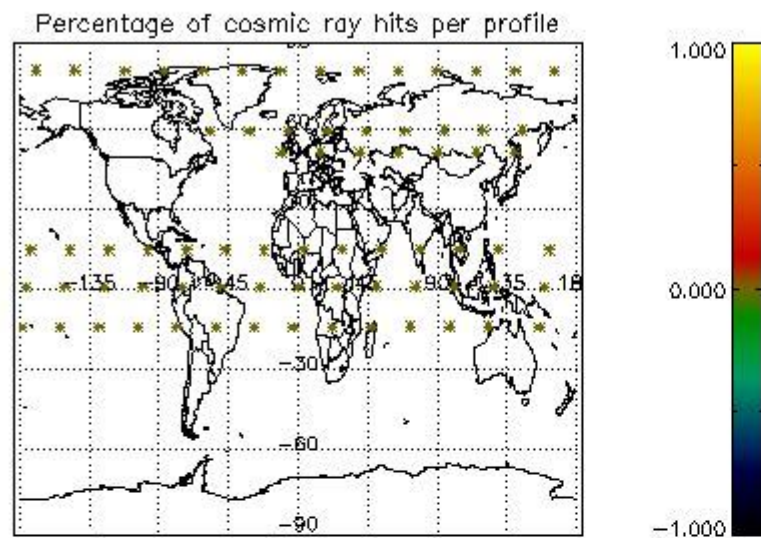


4.2 Plot quality information per product coming from level 1b processing (world map)

4.2.1 Plot level 1 quality information per product (world map): ENVISAT ASCENDING passes



4.2.2 Plot level 1 quality information per product (world map): ENVISAT DESCENDING passes



5. Trace gas profiles

5.1 Ozone statistics based on quality of products

The final quality of the products can be "measured" using the STD (Standard Deviation) attached to every point profile. This information is written to the parameter GOM_NL__2P/NL_LOCAL_SPECIES_DENSITY/o3_std of the level 2 products. The table below shows the statistics for given STD ranges.

The statistics are given with respect to the overall valid production:

- Products without fatal errors: GOM_NL__2P/MPH/PRODUCT_ERR=0
- Valid point profile: GOM_NL__2P/NL_LOCAL_SPECIES_DENSITY/pcd(0)=0

The 'Criteria' is applied to valid points of dark limb products:

- Products in dark limb illumination condition: GOM_NL__2P/NL_SUMMARY_QUALITY/obs_ill_cond=0
- Products without fatal errors: GOM_NL__2P/MPH/PRODUCT_ERR=0
- Valid point profile: GOM_NL__2P/NL_LOCAL_SPECIES_DENSITY/pcd(0)=0

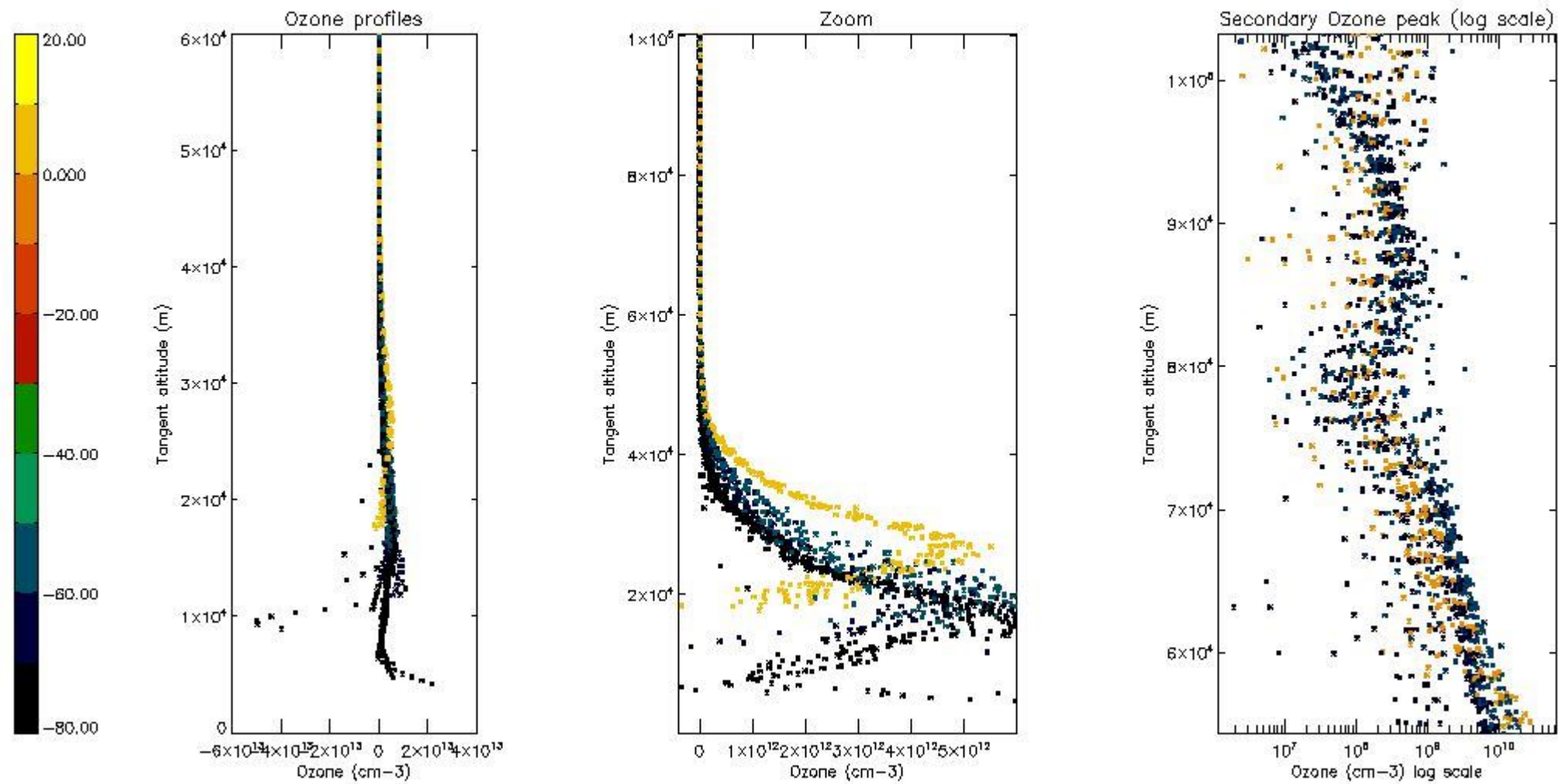
So, the table below shows the percentage of dark limb and valid observations for each criteria with respect to the overall valid daily observations.

| Criteria | % of total production |
|----------|-----------------------|
| All STD | 39 |
| STD < 20 | 11 |

| | |
|----------|---|
| STD < 10 | 8 |
| STD < 5 | 5 |

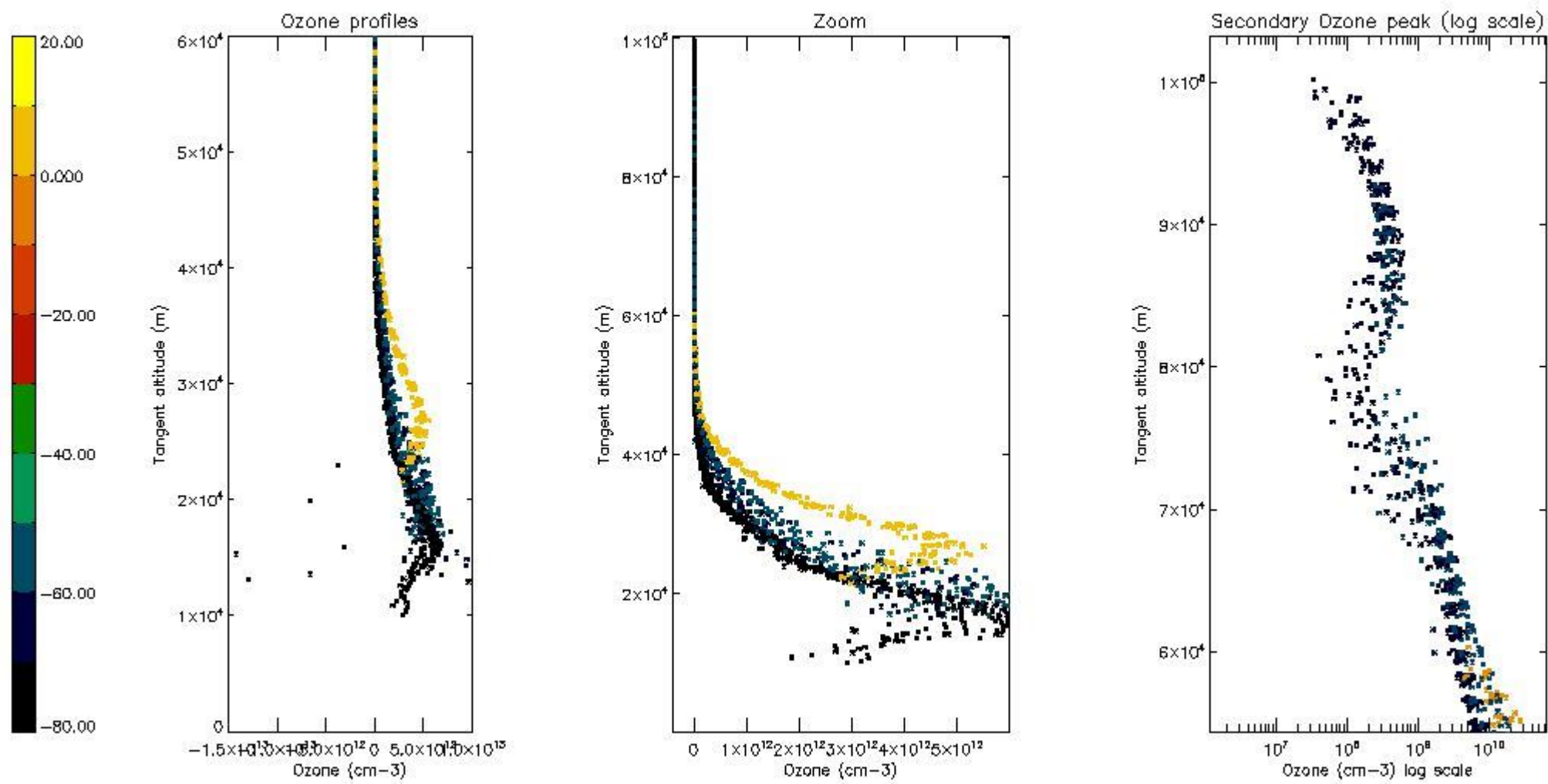
5.2 Plot ozone profiles for all STD (dark without errors)

The colorbar represents the latitude.



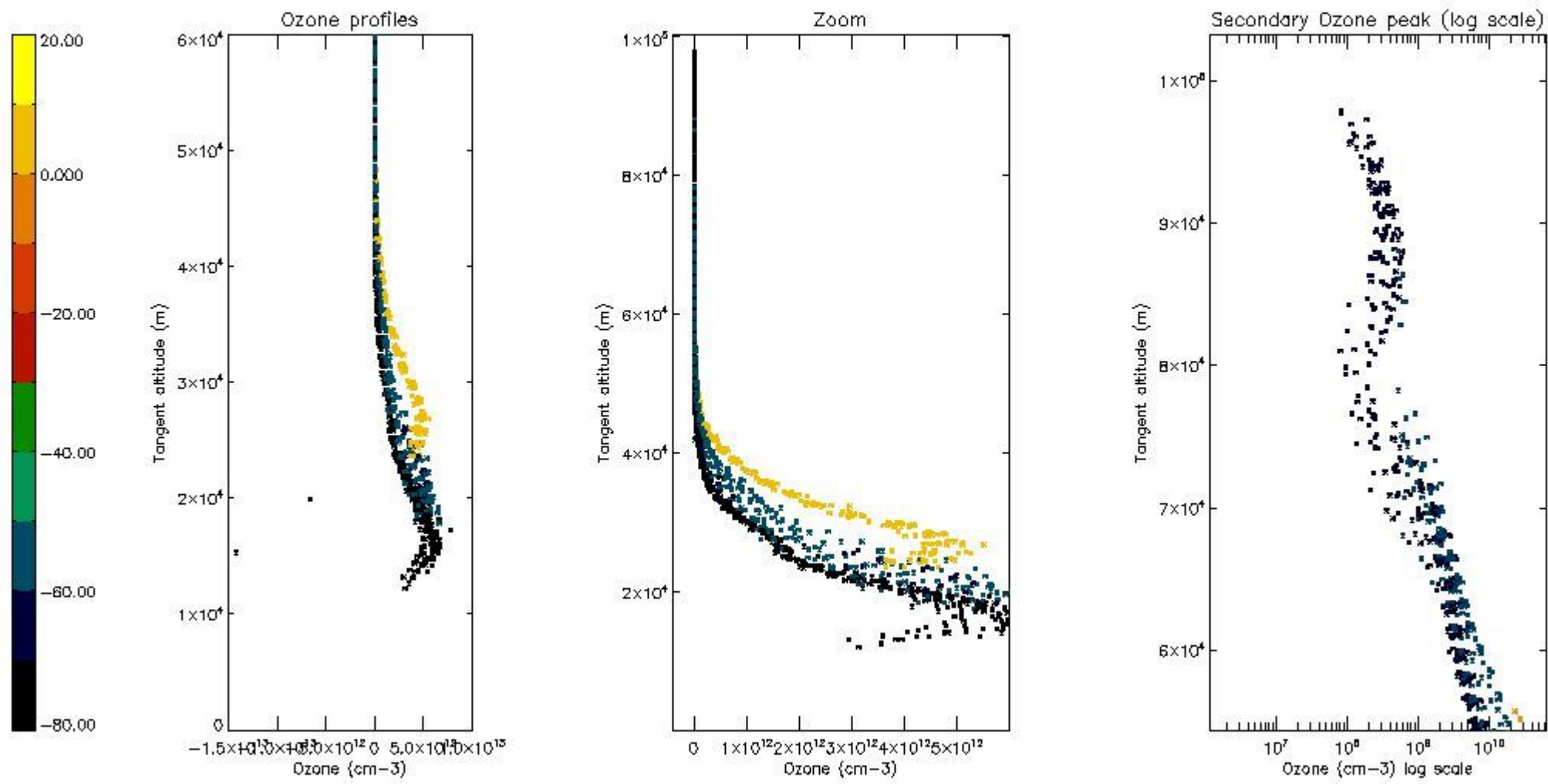
5.3 Plot ozone profiles where STD < 20% (dark without errors)

The colorbar represents the latitude.



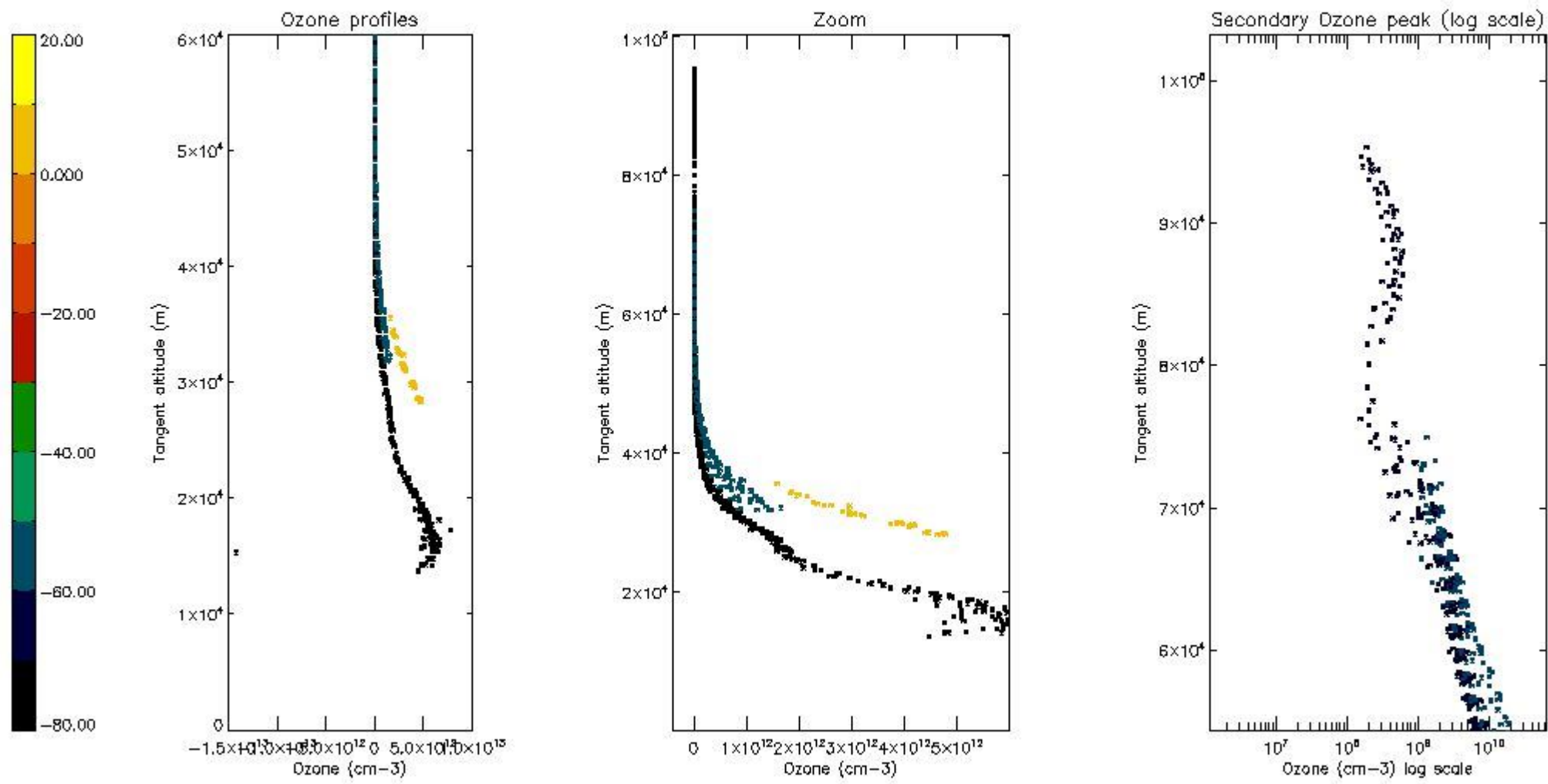
5.4 Plot ozone profiles where STD < 10% (dark without errors)

The colorbar represents the latitude.



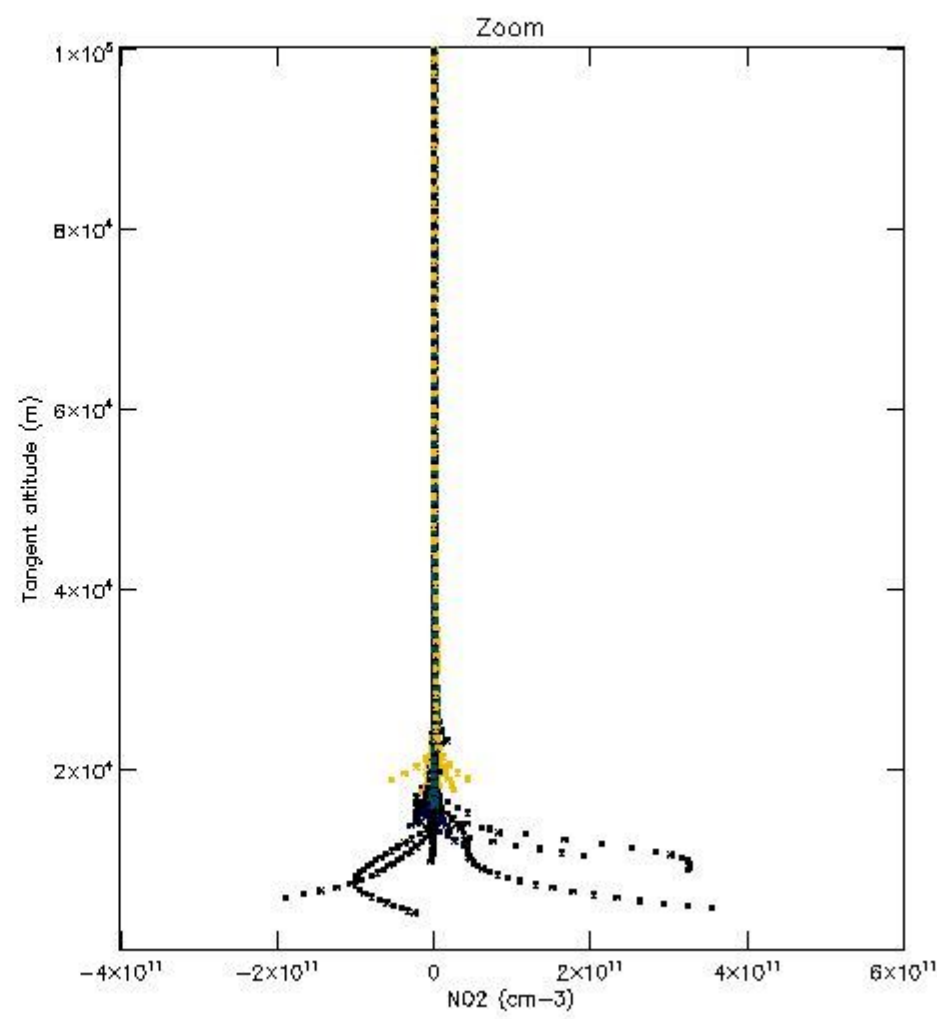
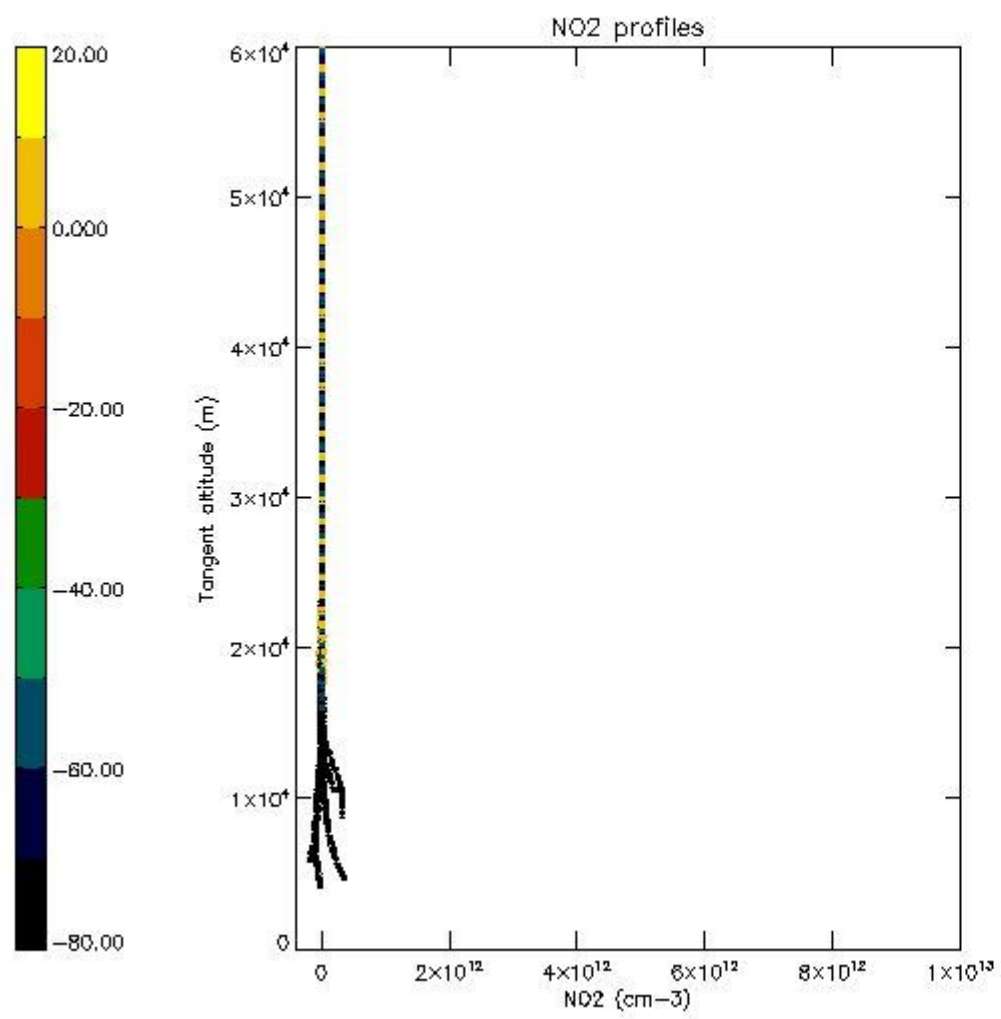
5.5 Plot ozone profiles where STD < 5% (dark without errors)

The colorbar represents the latitude.



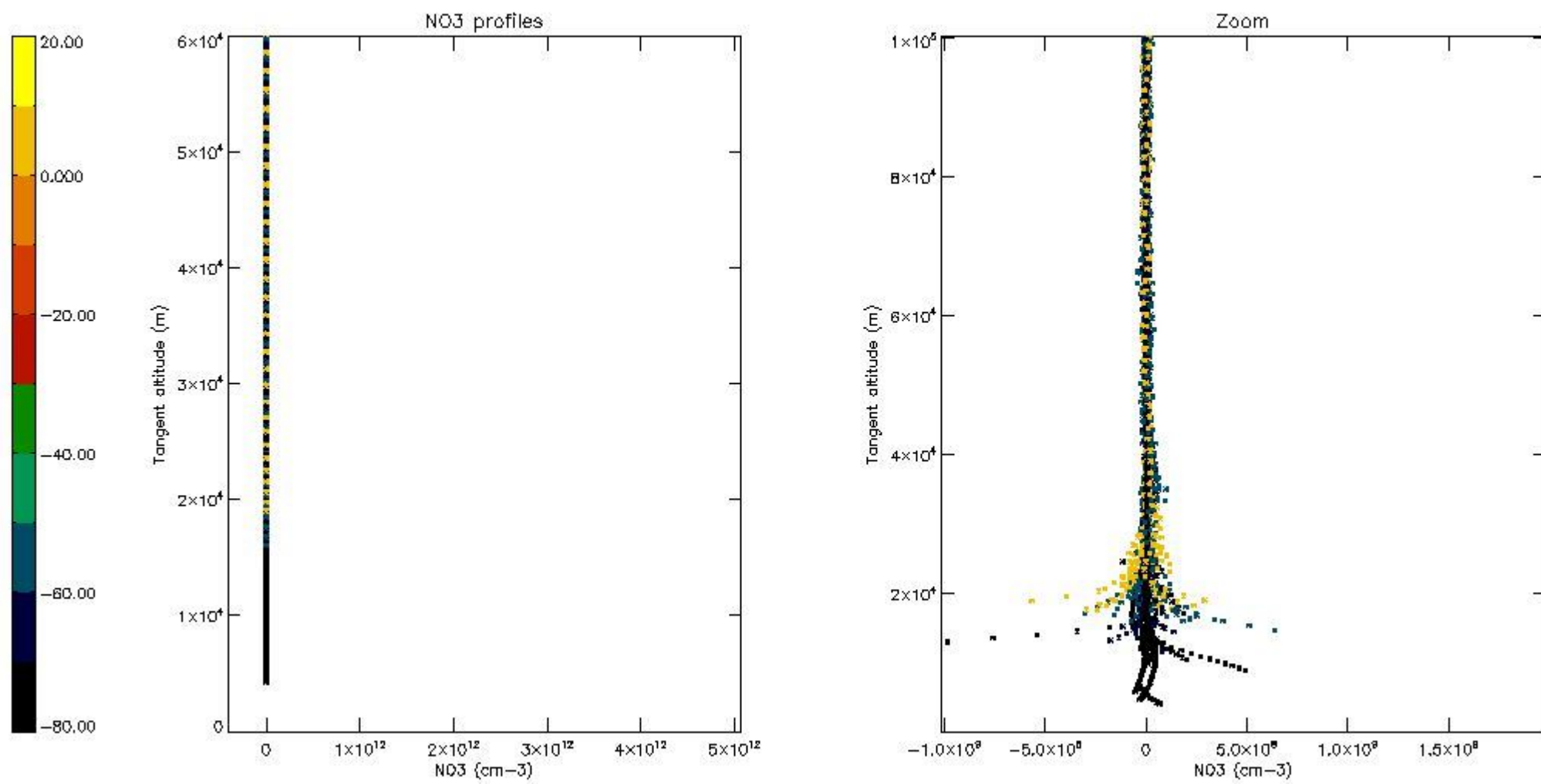
5.6 Plot NO₂ profiles for all STD (dark without errors)

The colorbar represents the latitude.



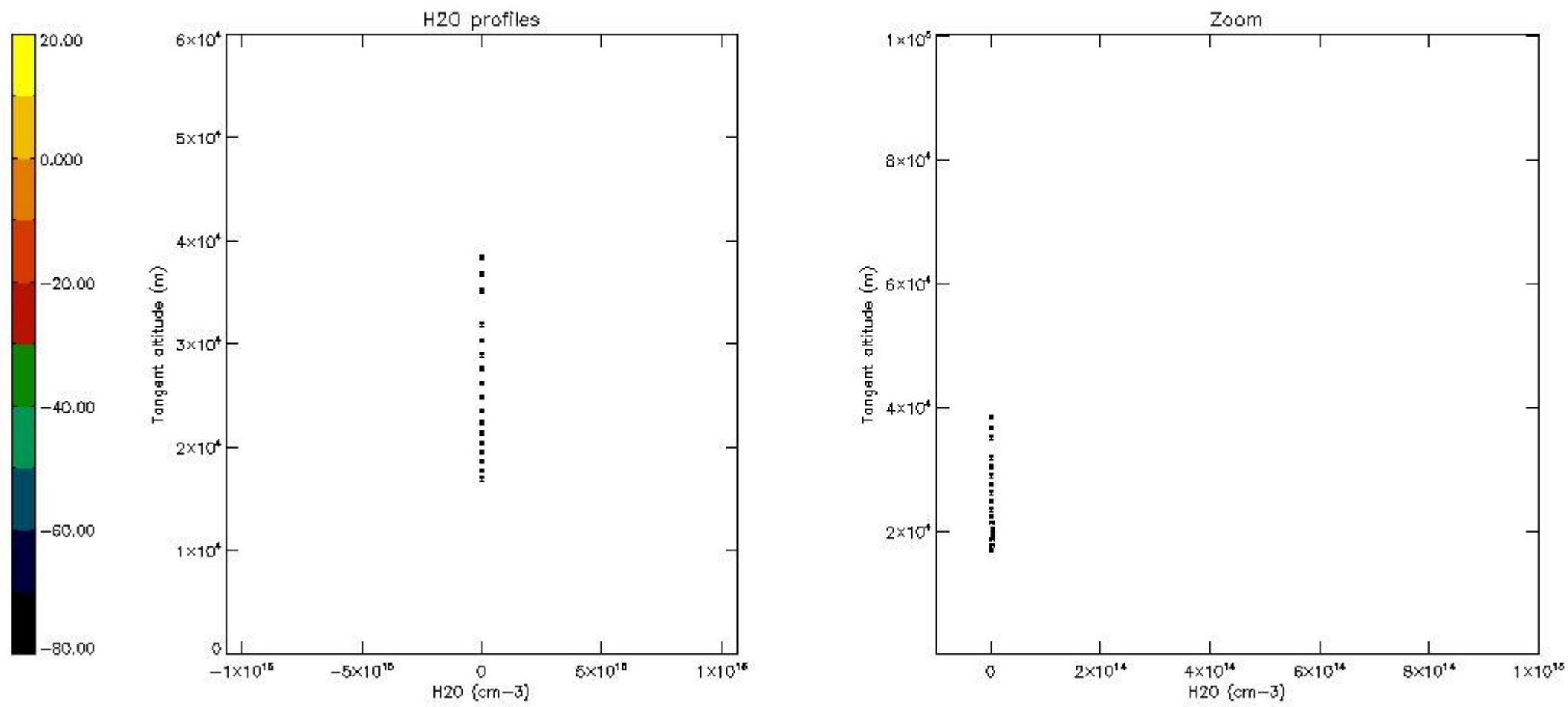
5.7 Plot NO3 profiles for all STD (dark without errors)

The colorbar represents the latitude.



5.8 Plot H2O profiles for all STD (only for occultations of stars 1,2,3,4,13,14,16,26,63 dark without errors)

The colorbar represents the latitude.



6. Auxiliary Data Files used for the production reported in section 2

The number reported in the third column indicates since which file (see list in section 2) the corresponding auxiliary file has been used. The fourth column is the date of those product files.

| Type | Auxiliary Filename | Used since product | Used since product date |
|---------------------------|---|--------------------|-------------------------|
| INST_PHYS_CHARACTERISTICS | GOM_INS_AXVIEC20091111_143220_20030716_120000_20500101_000000 | 1 | 29-JUL-2005 00:31:02 |
| LEVEL-2_PROC_CONFIG | GOM_PR2_AXVIEC20091111_152718_20020301_000000_20500101_000000 | 1 | 29-JUL-2005 00:31:02 |
| CROSS_SECTIONS_FILE | GOM_CRS_AXVIEC20091111_154832_20020301_000000_20500101_000000 | 1 | 29-JUL-2005 00:31:02 |

GOMOS Level 2 Daily Report

SUMMARY

[1. General Info](#)

[2. Summary of processed GOM_NL_2P products](#)

[3. Level 2 Quality information per product](#)

[3.1 Plot of level 2 quality information per product \(time dependant\)](#)

[3.2 Plot of level 2 quality information per product \(world map\)](#)

[4. Level 1 Quality information per product \(stored on level 2 products\)](#)

[4.1 Plot of level 1 quality information per product \(time dependant\)](#)

[4.1.1 Plot of level 1 quality information per product \(time dependant\): ASCENDING](#)

[4.1.2 Plot of level 1 quality information per product \(time dependant\): DESCENDING](#)

[4.2 Plot of level 1 quality information per product \(world map\)](#)

[4.2.1 Plot of level 1 quality information per product \(world map\): ASCENDING](#)

[4.2.2 Plot of level 1 quality information per product \(world map\): DESCENDING](#)

[5. Ozone profiles based on quality statistics and other trace gas profiles](#)

[5.1 Ozone statistics based on quality of products](#)

[5.2 Plot ozone profiles for all STD \(dark without errors\)](#)

[5.3 Plot ozone profiles where STD < 20% \(dark without errors\)](#)

[5.4. Plot ozone profiles where STD < 10% \(dark without errors\)](#)

[5.5. Plot ozone profiles where STD < 5% \(dark without errors\)](#)

[5.6 Plot NO2 profiles for all STD \(dark without errors\)](#)

[5.7 Plot NO3 profiles for all STD \(dark without errors\)](#)

[5.8 Plot H2O profiles \(only for occultations of stars 1,2,3,4,13,14,16,26,63 dark without errors\) for all STD](#)

[6. Auxiliary Data Files used for the production reported in section 2](#)

This report presents the daily analysis on parameters extracted from GOMOS level 2 data (GOM_NL__2P). It is intended to monitor some important parameters that will impact the quality of these products. A list of level 2 products (and content) that have arrived during the reporting day to the PCF is also given.

| Item | Value |
|---------------------------|---------------------------------|
| Time of report generation | 18APR2013 10:13:22 |
| Data source version | GOMOS/6.01 |
| Start time of products | 29-07-2005 (29JUL2005 00:00:00) |
| Stop time of products | 30-07-2005 (30JUL2005 00:00:00) |
| Store outputs in DB | Yes |
| Nb of level 2 prods | 164 |
| Nb of prods with errors | 2 |

2. Summary of processed GOM_NL__2P products.

| Nr | Filename | UTC Start time | Limb | Duration | Star Id | Star Name | Star Mag | Star Temp | Nb Meas | Orbit | Prod. error |
|----|--|----------------------|------------|----------|---------|-----------|----------|-----------|---------|-------|-------------|
| 1 | GOM_NL__2PRFIN20050729_003102_000000632039_00245_17834_5523.N1 | 29-JUL-2005 00:31:02 | Dark | 63.000 | 56 | 53Kap Ori | 2.0650 | 30000. | 126 | 17834 | No |
| 2 | GOM_NL__2PRFIN20050729_003252_000000642039_00245_17834_5524.N1 | 29-JUL-2005 00:32:52 | Dark | 64.000 | 47 | 2Bet CMa | 1.9760 | 28000. | 128 | 17834 | No |
| 3 | GOM_NL__2PRFIN20050729_005254_000000632039_00246_17835_5515.N1 | 29-JUL-2005 00:52:54 | Dark | 62.500 | 135 | Bet Hyi | 2.8200 | 5800.0 | 125 | 17835 | No |
| 4 | GOM_NL__2PRFIN20050729_010058_000000662039_00246_17835_5516.N1 | 29-JUL-2005 01:00:58 | Straylight | 66.000 | 45 | Alp Pav | 1.9400 | 26000. | 132 | 17835 | No |
| 5 | GOM_NL__2PRFIN20050729_010833_000000702039_00246_17835_5517.N1 | 29-JUL-2005 01:08:33 | Bright | 70.000 | 38 | 20Eps Sgr | 1.8360 | 11000. | 140 | 17835 | No |
| 6 | GOM_NL__2PRFIN20050729_011148_000000642039_00246_17835_5518.N1 | 29-JUL-2005 01:11:48 | Bright | 63.500 | 155 | 41Pi Sgr | 2.9000 | 6600.0 | 127 | 17835 | No |
| 7 | GOM_NL__2PRFIN20050729_011953_000000662039_00246_17835_5519.N1 | 29-JUL-2005 01:19:53 | Bright | 66.000 | 126 | 60Bet Oph | 2.7700 | 4250.0 | 132 | 17835 | No |
| 8 | GOM_NL__2PRFIN20050729_012214_000000652039_00246_17835_5520.N1 | 29-JUL-2005 01:22:14 | Bright | 64.500 | 59 | 55Alp Oph | 2.0800 | 8900.0 | 129 | 17835 | No |
| 9 | GOM_NL__2PRFIN20050729_013230_000000622039_00246_17835_5521.N1 | 29-JUL-2005 01:32:30 | Bright | 62.000 | 69 | 33Gam Dra | 2.2310 | 3800.0 | 124 | 17835 | No |
| 10 | GOM_NL__2PRFIN20050729_013622_000000642039_00246_17835_5522.N1 | 29-JUL-2005 01:36:22 | Bright | 64.000 | 119 | 14Eta Dra | 2.7270 | 4700.0 | 128 | 17835 | No |
| 11 | GOM_NL__2PRFIN20050729_014034_000000632039_00246_17835_5523.N1 | 29-JUL-2005 01:40:34 | Bright | 62.500 | 60 | 7Bet UMi | 2.0810 | 3950.0 | 125 | 17835 | No |
| 12 | GOM_NL__2PRFIN20050729_021138_000000652039_00246_17835_5524.N1 | 29-JUL-2005 02:11:38 | Dark | 64.500 | 56 | 53Kap Ori | 2.0650 | 30000. | 129 | 17835 | No |
| 13 | GOM_NL__2PRFIN20050729_021328_000000612039_00246_17835_5525.N1 | 29-JUL-2005 02:13:28 | Dark | 61.000 | 47 | 2Bet CMa | 1.9760 | 28000. | 122 | 17835 | No |
| 14 | GOM_NL__2PRFIN20050729_023330_000000632039_00247_17836_5516.N1 | 29-JUL-2005 02:33:30 | Dark | 63.000 | 135 | Bet Hyi | 2.8200 | 5800.0 | 126 | 17836 | No |
| 15 | GOM_NL__2PRFIN20050729_024135_000000672039_00247_17836_5517.N1 | 29-JUL-2005 02:41:35 | Straylight | 66.500 | 45 | Alp Pav | 1.9400 | 26000. | 133 | 17836 | No |
| 16 | GOM_NL__2PRFIN20050729_024909_000000712039_00247_17836_5518.N1 | 29-JUL-2005 02:49:09 | Bright | 70.500 | 38 | 20Eps Sgr | 1.8360 | 11000. | 141 | 17836 | No |
| 17 | GOM_NL__2PRFIN20050729_025224_000000652039_00247_17836_5519.N1 | 29-JUL-2005 02:52:24 | Bright | 65.000 | 155 | 41Pi Sgr | 2.9000 | 6600.0 | 130 | 17836 | No |
| 18 | GOM_NL__2PRFIN20050729_030029_000000652039_00247_17836_5520.N1 | 29-JUL-2005 03:00:29 | Bright | 65.000 | 126 | 60Bet Oph | 2.7700 | 4250.0 | 130 | 17836 | No |
| 19 | GOM_NL__2PRFIN20050729_030250_000000632039_00247_17836_5521.N1 | 29-JUL-2005 03:02:50 | Bright | 63.000 | 59 | 55Alp Oph | 2.0800 | 8900.0 | 126 | 17836 | No |
| 20 | GOM_NL__2PRFIN20050729_031306_000000632039_00247_17836_5522.N1 | 29-JUL-2005 03:13:06 | Bright | 62.500 | 69 | 33Gam Dra | 2.2310 | 3800.0 | 125 | 17836 | No |
| 21 | GOM_NL__2PRFIN20050729_031658_000000642039_00247_17836_5523.N1 | 29-JUL-2005 03:16:58 | Bright | 63.500 | 119 | 14Eta Dra | 2.7270 | 4700.0 | 127 | 17836 | No |
| 22 | GOM_NL__2PRFIN20050729_032110_000000622039_00247_17836_5524.N1 | 29-JUL-2005 03:21:10 | Bright | 62.000 | 60 | 7Bet UMi | 2.0810 | 3950.0 | 124 | 17836 | No |
| 23 | GOM_NL__2PRFIN20050729_035215_000000662039_00247_17836_5525.N1 | 29-JUL-2005 03:52:15 | Dark | 66.000 | 56 | 53Kap Ori | 2.0650 | 30000. | 132 | 17836 | No |
| 24 | GOM_NL__2PRFIN20050729_035404_000000612039_00247_17836_5526.N1 | 29-JUL-2005 03:54:04 | Dark | 61.000 | 47 | 2Bet CMa | 1.9760 | 28000. | 122 | 17836 | No |
| 25 | GOM_NL__2PRFIN20050729_035726_000000642039_00247_17836_5527.N1 | 29-JUL-2005 03:57:26 | Dark | 63.500 | 177 | 1Zet CMa | 3.0220 | 26000. | 127 | 17836 | No |
| 26 | GOM_NL__2PRFIN20050729_041406_000000642039_00248_17837_5517.N1 | 29-JUL-2005 04:14:06 | Dark | 64.000 | 135 | Bet Hyi | 2.8200 | 5800.0 | 128 | 17837 | No |
| 27 | GOM_NL__2PRFIN20050729_042211_000000682039_00248_17837_5518.N1 | 29-JUL-2005 04:22:11 | Straylight | 67.500 | 45 | Alp Pav | 1.9400 | 26000. | 135 | 17837 | No |
| 28 | GOM_NL__2PRFIN20050729_042945_000000672039_00248_17837_5519.N1 | 29-JUL-2005 04:29:45 | Bright | 67.000 | 38 | 20Eps Sgr | 1.8360 | 11000. | 134 | 17837 | No |
| 29 | GOM_NL__2PRFIN20050729_043300_000000632039_00248_17837_5520.N1 | 29-JUL-2005 04:33:00 | Bright | 63.000 | 155 | 41Pi Sgr | 2.9000 | 6600.0 | 126 | 17837 | No |
| 30 | GOM_NL__2PRFIN20050729_044105_000000672039_00248_17837_5521.N1 | 29-JUL-2005 04:41:05 | Bright | 66.500 | 126 | 60Bet Oph | 2.7700 | 4250.0 | 133 | 17837 | No |
| 31 | GOM_NL__2PRFIN20050729_044327_000000662039_00248_17837_5522.N1 | 29-JUL-2005 04:43:27 | Bright | 65.500 | 59 | 55Alp Oph | 2.0800 | 8900.0 | 131 | 17837 | No |
| 32 | GOM_NL__2PRFIN20050729_045342_000000632039_00248_17837_5523.N1 | 29-JUL-2005 04:53:42 | Bright | 63.000 | 69 | 33Gam Dra | 2.2310 | 3800.0 | 126 | 17837 | No |
| 33 | GOM_NL__2PRFIN20050729_045735_000000612039_00248_17837_5524.N1 | 29-JUL-2005 04:57:35 | Bright | 61.000 | 119 | 14Eta Dra | 2.7270 | 4700.0 | 122 | 17837 | No |
| 34 | GOM_NL__2PRFIN20050729_050146_000000612039_00248_17837_5525.N1 | 29-JUL-2005 05:01:46 | Bright | 60.500 | 60 | 7Bet UMi | 2.0810 | 3950.0 | 121 | 17837 | No |
| 35 | GOM_NL__2PRFIN20050729_053251_000000632039_00248_17837_5526.N1 | 29-JUL-2005 05:32:51 | Dark | 63.000 | 56 | 53Kap Ori | 2.0650 | 30000. | 126 | 17837 | No |
| 36 | GOM_NL__2PRFIN20050729_053440_000000602039_00248_17837_5527.N1 | 29-JUL-2005 05:34:40 | Dark | 60.000 | 47 | 2Bet CMa | 1.9760 | 28000. | 120 | 17837 | No |
| 37 | GOM_NL__2PRFIN20050729_053802_000000652039_00248_17837_5528.N1 | 29-JUL-2005 05:38:02 | Dark | 64.500 | 177 | 1Zet CMa | 3.0220 | 26000. | 129 | 17837 | No |
| 38 | GOM_NL__2PRFIN20050729_055443_000000642039_00249_17838_5538.N1 | 29-JUL-2005 05:54:43 | Dark | 64.000 | 135 | Bet Hyi | 2.8200 | 5800.0 | 128 | 17838 | No |
| 39 | GOM_NL__2PRFIN20050729_060247_000000652039_00249_17838_5539.N1 | 29-JUL-2005 06:02:47 | Straylight | 65.000 | 45 | Alp Pav | 1.9400 | 26000. | 130 | 17838 | No |
| 40 | GOM_NL__2PRFIN20050729_061021_000000692039_00249_17838_5540.N1 | 29-JUL-2005 06:10:21 | Bright | 68.500 | 38 | 20Eps Sgr | 1.8360 | 11000. | 137 | 17838 | No |
| 41 | GOM_NL__2PRFIN20050729_061337_000000622039_00249_17838_5541.N1 | 29-JUL-2005 06:13:37 | Bright | 62.000 | 155 | 41Pi Sgr | 2.9000 | 6600.0 | 124 | 17838 | No |
| 42 | GOM_NL__2PRFIN20050729_062142_000000642039_00249_17838_5542.N1 | 29-JUL-2005 06:21:42 | Bright | 63.500 | 126 | 60Bet Oph | 2.7700 | 4250.0 | 127 | 17838 | No |

| | | | | | | | | | | | |
|-----|--|----------------------|------------|--------|-----|-----------|---------|--------|-----|-------|-----|
| 43 | GOM_NL__2PRFIN20050729_062403_000000642039_00249_17838_5543.N1 | 29-JUL-2005 06:24:03 | Bright | 64.000 | 59 | 55Alp Oph | 2.0800 | 8900.0 | 128 | 17838 | No |
| 44 | GOM_NL__2PRFIN20050729_063418_000000642039_00249_17838_5544.N1 | 29-JUL-2005 06:34:18 | Bright | 64.000 | 69 | 33Gam Dra | 2.2310 | 3800.0 | 128 | 17838 | No |
| 45 | GOM_NL__2PRFIN20050729_063811_000000642039_00249_17838_5545.N1 | 29-JUL-2005 06:38:11 | Bright | 64.000 | 119 | 14Eta Dra | 2.7270 | 4700.0 | 128 | 17838 | No |
| 46 | GOM_NL__2PRFIN20050729_064222_000000672039_00249_17838_5546.N1 | 29-JUL-2005 06:42:22 | Bright | 67.000 | 60 | 7Bet UMi | 2.0810 | 3950.0 | 134 | 17838 | No |
| 47 | GOM_NL__2PRFIN20050729_070837_000000672039_00249_17838_5547.N1 | 29-JUL-2005 07:08:37 | Dark | 66.500 | 14 | 58Alp Ori | 0.87000 | 3000.0 | 133 | 17838 | No |
| 48 | GOM_NL__2PRFIN20050729_071446_00000022039_00249_17838_5548.N1 | 29-JUL-2005 07:14:46 | Dark | 2.0000 | 1 | 9Alp CMa | -1.4400 | 11000. | 4 | 17838 | Yes |
| 49 | GOM_NL__2PRFIN20050729_071517_000000592039_00249_17838_5549.N1 | 29-JUL-2005 07:15:17 | Dark | 59.000 | 47 | 2Bet CMa | 1.9760 | 28000. | 118 | 17838 | No |
| 50 | GOM_NL__2PRFIN20050729_071838_000000642039_00249_17838_5550.N1 | 29-JUL-2005 07:18:38 | Dark | 64.000 | 177 | 1Zet CMa | 3.0220 | 26000. | 128 | 17838 | No |
| 51 | GOM_NL__2PRFIN20050729_073519_000000652039_00250_17839_5539.N1 | 29-JUL-2005 07:35:19 | Dark | 64.500 | 135 | Bet Hyi | 2.8200 | 5800.0 | 129 | 17839 | No |
| 52 | GOM_NL__2PRFIN20050729_074324_000000672039_00250_17839_5540.N1 | 29-JUL-2005 07:43:24 | Straylight | 66.500 | 45 | Alp Pav | 1.9400 | 26000. | 133 | 17839 | No |
| 53 | GOM_NL__2PRFIN20050729_075058_000000692039_00250_17839_5541.N1 | 29-JUL-2005 07:50:58 | Bright | 68.500 | 38 | 20Eps Sgr | 1.8360 | 11000. | 137 | 17839 | No |
| 54 | GOM_NL__2PRFIN20050729_075413_000000642039_00250_17839_5542.N1 | 29-JUL-2005 07:54:13 | Bright | 63.500 | 155 | 41Pi Sgr | 2.9000 | 6600.0 | 127 | 17839 | No |
| 55 | GOM_NL__2PRFIN20050729_080218_000000652039_00250_17839_5543.N1 | 29-JUL-2005 08:02:18 | Bright | 64.500 | 126 | 60Bet Oph | 2.7700 | 4250.0 | 129 | 17839 | No |
| 56 | GOM_NL__2PRFIN20050729_080439_000000652039_00250_17839_5544.N1 | 29-JUL-2005 08:04:39 | Bright | 64.500 | 59 | 55Alp Oph | 2.0800 | 8900.0 | 129 | 17839 | No |
| 57 | GOM_NL__2PRFIN20050729_081454_000000662039_00250_17839_5545.N1 | 29-JUL-2005 08:14:54 | Bright | 66.000 | 69 | 33Gam Dra | 2.2310 | 3800.0 | 132 | 17839 | No |
| 58 | GOM_NL__2PRFIN20050729_081847_000000642039_00250_17839_5546.N1 | 29-JUL-2005 08:18:47 | Bright | 63.500 | 119 | 14Eta Dra | 2.7270 | 4700.0 | 127 | 17839 | No |
| 59 | GOM_NL__2PRFIN20050729_082259_000000612039_00250_17839_5547.N1 | 29-JUL-2005 08:22:59 | Bright | 60.500 | 60 | 7Bet UMi | 2.0810 | 3950.0 | 121 | 17839 | No |
| 60 | GOM_NL__2PRFIN20050729_084913_000000742039_00250_17839_5548.N1 | 29-JUL-2005 08:49:13 | Dark | 74.000 | 14 | 58Alp Ori | 0.87000 | 3000.0 | 148 | 17839 | No |
| 61 | GOM_NL__2PRFIN20050729_085522_00000022039_00250_17839_5549.N1 | 29-JUL-2005 08:55:22 | Dark | 2.0000 | 1 | 9Alp CMa | -1.4400 | 11000. | 4 | 17839 | Yes |
| 62 | GOM_NL__2PRFIN20050729_085553_000000612039_00250_17839_5550.N1 | 29-JUL-2005 08:55:53 | Dark | 60.500 | 47 | 2Bet CMa | 1.9760 | 28000. | 121 | 17839 | No |
| 63 | GOM_NL__2PRFIN20050729_085914_000000642039_00250_17839_5551.N1 | 29-JUL-2005 08:59:14 | Dark | 63.500 | 177 | 1Zet CMa | 3.0220 | 26000. | 127 | 17839 | No |
| 64 | GOM_NL__2PRFIN20050729_091555_000000652039_00251_17840_5541.N1 | 29-JUL-2005 09:15:55 | Dark | 65.000 | 135 | Bet Hyi | 2.8200 | 5800.0 | 130 | 17840 | No |
| 65 | GOM_NL__2PRFIN20050729_092400_000000642039_00251_17840_5542.N1 | 29-JUL-2005 09:24:00 | Straylight | 63.500 | 45 | Alp Pav | 1.9400 | 26000. | 127 | 17840 | No |
| 66 | GOM_NL__2PRFIN20050729_093134_000000672039_00251_17840_5543.N1 | 29-JUL-2005 09:31:34 | Bright | 67.000 | 38 | 20Eps Sgr | 1.8360 | 11000. | 134 | 17840 | No |
| 67 | GOM_NL__2PRFIN20050729_093449_000000622039_00251_17840_5544.N1 | 29-JUL-2005 09:34:49 | Bright | 62.000 | 155 | 41Pi Sgr | 2.9000 | 6600.0 | 124 | 17840 | No |
| 68 | GOM_NL__2PRFIN20050729_094254_000000662039_00251_17840_5545.N1 | 29-JUL-2005 09:42:54 | Bright | 65.500 | 126 | 60Bet Oph | 2.7700 | 4250.0 | 131 | 17840 | No |
| 69 | GOM_NL__2PRFIN20050729_094515_000000242039_00251_17840_5546.N1 | 29-JUL-2005 09:45:15 | Straylight | 24.000 | 59 | 55Alp Oph | 2.0800 | 8900.0 | 48 | 17840 | No |
| 70 | GOM_NL__2PRFIN20050729_095530_000000632039_00251_17840_5547.N1 | 29-JUL-2005 09:55:30 | Bright | 63.000 | 69 | 33Gam Dra | 2.2310 | 3800.0 | 126 | 17840 | No |
| 71 | GOM_NL__2PRFIN20050729_095923_000000642039_00251_17840_5548.N1 | 29-JUL-2005 09:59:23 | Bright | 63.500 | 119 | 14Eta Dra | 2.7270 | 4700.0 | 127 | 17840 | No |
| 72 | GOM_NL__2PRFIN20050729_100335_000000612039_00251_17840_5549.N1 | 29-JUL-2005 10:03:35 | Bright | 60.500 | 60 | 7Bet UMi | 2.0810 | 3950.0 | 121 | 17840 | No |
| 73 | GOM_NL__2PRFIN20050729_102949_000000642039_00251_17840_5550.N1 | 29-JUL-2005 10:29:49 | Dark | 63.500 | 14 | 58Alp Ori | 0.87000 | 3000.0 | 127 | 17840 | No |
| 74 | GOM_NL__2PRFIN20050729_103558_000000242039_00251_17840_5551.N1 | 29-JUL-2005 10:35:58 | Dark | 24.000 | 1 | 9Alp CMa | -1.4400 | 11000. | 48 | 17840 | No |
| 75 | GOM_NL__2PRFIN20050729_103709_000000672039_00251_17840_5552.N1 | 29-JUL-2005 10:37:09 | Dark | 66.500 | 101 | 11Alp Lep | 2.5820 | 7000.0 | 133 | 17840 | No |
| 76 | GOM_NL__2PRFIN20050729_103950_000000642039_00251_17840_5553.N1 | 29-JUL-2005 10:39:50 | Dark | 63.500 | 177 | 1Zet CMa | 3.0220 | 26000. | 127 | 17840 | No |
| 77 | GOM_NL__2PRFIN20050729_105631_000000622039_00252_17841_5543.N1 | 29-JUL-2005 10:56:31 | Dark | 62.000 | 135 | Bet Hyi | 2.8200 | 5800.0 | 124 | 17841 | No |
| 78 | GOM_NL__2PRFIN20050729_110436_000000682039_00252_17841_5544.N1 | 29-JUL-2005 11:04:36 | Straylight | 67.500 | 45 | Alp Pav | 1.9400 | 26000. | 135 | 17841 | No |
| 79 | GOM_NL__2PRFIN20050729_111210_000000642039_00252_17841_5545.N1 | 29-JUL-2005 11:12:10 | Bright | 64.000 | 38 | 20Eps Sgr | 1.8360 | 11000. | 128 | 17841 | No |
| 80 | GOM_NL__2PRFIN20050729_111525_000000622039_00252_17841_5546.N1 | 29-JUL-2005 11:15:25 | Bright | 61.500 | 155 | 41Pi Sgr | 2.9000 | 6600.0 | 123 | 17841 | No |
| 81 | GOM_NL__2PRFIN20050729_112330_000000632039_00252_17841_5547.N1 | 29-JUL-2005 11:23:30 | Bright | 63.000 | 126 | 60Bet Oph | 2.7700 | 4250.0 | 126 | 17841 | No |
| 82 | GOM_NL__2PRFIN20050729_112552_000000242039_00252_17841_5548.N1 | 29-JUL-2005 11:25:52 | Straylight | 24.000 | 59 | 55Alp Oph | 2.0800 | 8900.0 | 48 | 17841 | No |
| 83 | GOM_NL__2PRFIN20050729_113606_000000652039_00252_17841_5549.N1 | 29-JUL-2005 11:36:06 | Bright | 65.000 | 69 | 33Gam Dra | 2.2310 | 3800.0 | 130 | 17841 | No |
| 84 | GOM_NL__2PRFIN20050729_113959_000000642039_00252_17841_5550.N1 | 29-JUL-2005 11:39:59 | Bright | 64.000 | 119 | 14Eta Dra | 2.7270 | 4700.0 | 128 | 17841 | No |
| 85 | GOM_NL__2PRFIN20050729_114411_000000632039_00252_17841_5551.N1 | 29-JUL-2005 11:44:11 | Bright | 63.000 | 60 | 7Bet UMi | 2.0810 | 3950.0 | 126 | 17841 | No |
| 86 | GOM_NL__2PRFIN20050729_121025_000000622039_00252_17841_5552.N1 | 29-JUL-2005 12:10:25 | Dark | 62.000 | 14 | 58Alp Ori | 0.87000 | 3000.0 | 124 | 17841 | No |
| 87 | GOM_NL__2PRFIN20050729_121634_000000242039_00252_17841_5553.N1 | 29-JUL-2005 12:16:34 | Dark | 24.000 | 1 | 9Alp CMa | -1.4400 | 11000. | 48 | 17841 | No |
| 88 | GOM_NL__2PRFIN20050729_121746_000000682039_00252_17841_5554.N1 | 29-JUL-2005 12:17:46 | Dark | 68.000 | 101 | 11Alp Lep | 2.5820 | 7000.0 | 136 | 17841 | No |
| 89 | GOM_NL__2PRFIN20050729_122026_000000642039_00252_17841_5555.N1 | 29-JUL-2005 12:20:26 | Dark | 63.500 | 177 | 1Zet CMa | 3.0220 | 26000. | 127 | 17841 | No |
| 90 | GOM_NL__2PRFIN20050729_123707_000000652039_00253_17842_5544.N1 | 29-JUL-2005 12:37:07 | Dark | 65.000 | 135 | Bet Hyi | 2.8200 | 5800.0 | 130 | 17842 | No |
| 91 | GOM_NL__2PRFIN20050729_124512_000000652039_00253_17842_5545.N1 | 29-JUL-2005 12:45:12 | Straylight | 64.500 | 45 | Alp Pav | 1.9400 | 26000. | 129 | 17842 | No |
| 92 | GOM_NL__2PRFIN20050729_125246_000000672039_00253_17842_5546.N1 | 29-JUL-2005 12:52:46 | Bright | 66.500 | 38 | 20Eps Sgr | 1.8360 | 11000. | 133 | 17842 | No |
| 93 | GOM_NL__2PRFIN20050729_125601_000000642039_00253_17842_5547.N1 | 29-JUL-2005 12:56:01 | Bright | 63.500 | 155 | 41Pi Sgr | 2.9000 | 6600.0 | 127 | 17842 | No |
| 94 | GOM_NL__2PRFIN20050729_130406_000000542039_00253_17842_5548.N1 | 29-JUL-2005 13:04:06 | Bright | 54.000 | 126 | 60Bet Oph | 2.7700 | 4250.0 | 108 | 17842 | No |
| 95 | GOM_NL__2PRFIN20050729_131642_000000642039_00253_17842_5549.N1 | 29-JUL-2005 13:16:42 | Bright | 63.500 | 69 | 33Gam Dra | 2.2310 | 3800.0 | 127 | 17842 | No |
| 96 | GOM_NL__2PRFIN20050729_132036_000000642039_00253_17842_5550.N1 | 29-JUL-2005 13:20:36 | Bright | 63.500 | 119 | 14Eta Dra | 2.7270 | 4700.0 | 127 | 17842 | No |
| 97 | GOM_NL__2PRFIN20050729_132447_000000612039_00253_17842_5551.N1 | 29-JUL-2005 13:24:47 | Bright | 60.500 | 60 | 7Bet UMi | 2.0810 | 3950.0 | 121 | 17842 | No |
| 98 | GOM_NL__2PRFIN20050729_135101_000000602039_00253_17842_5552.N1 | 29-JUL-2005 13:51:01 | Dark | 59.500 | 14 | 58Alp Ori | 0.87000 | 3000.0 | 119 | 17842 | No |
| 99 | GOM_NL__2PRFIN20050729_135710_000000462039_00253_17842_5553.N1 | 29-JUL-2005 13:57:10 | Dark | 46.000 | 1 | 9Alp CMa | -1.4400 | 11000. | 92 | 17842 | No |
| 100 | GOM_NL__2PRFIN20050729_135915_000000692039_00253_17842_5554.N1 | 29-JUL-2005 13:59:15 | Dark | 68.500 | 139 | 9Bet Lep | 2.8330 | 5600.0 | 137 | 17842 | No |
| 101 | GOM_NL__2PRFIN20050729_140102_000000632039_00253_17842_5555.N1 | 29-JUL-2005 14:01:02 | Dark | 63.000 | 177 | 1Zet CMa | 3.0220 | 26000. | 126 | 17842 | No |

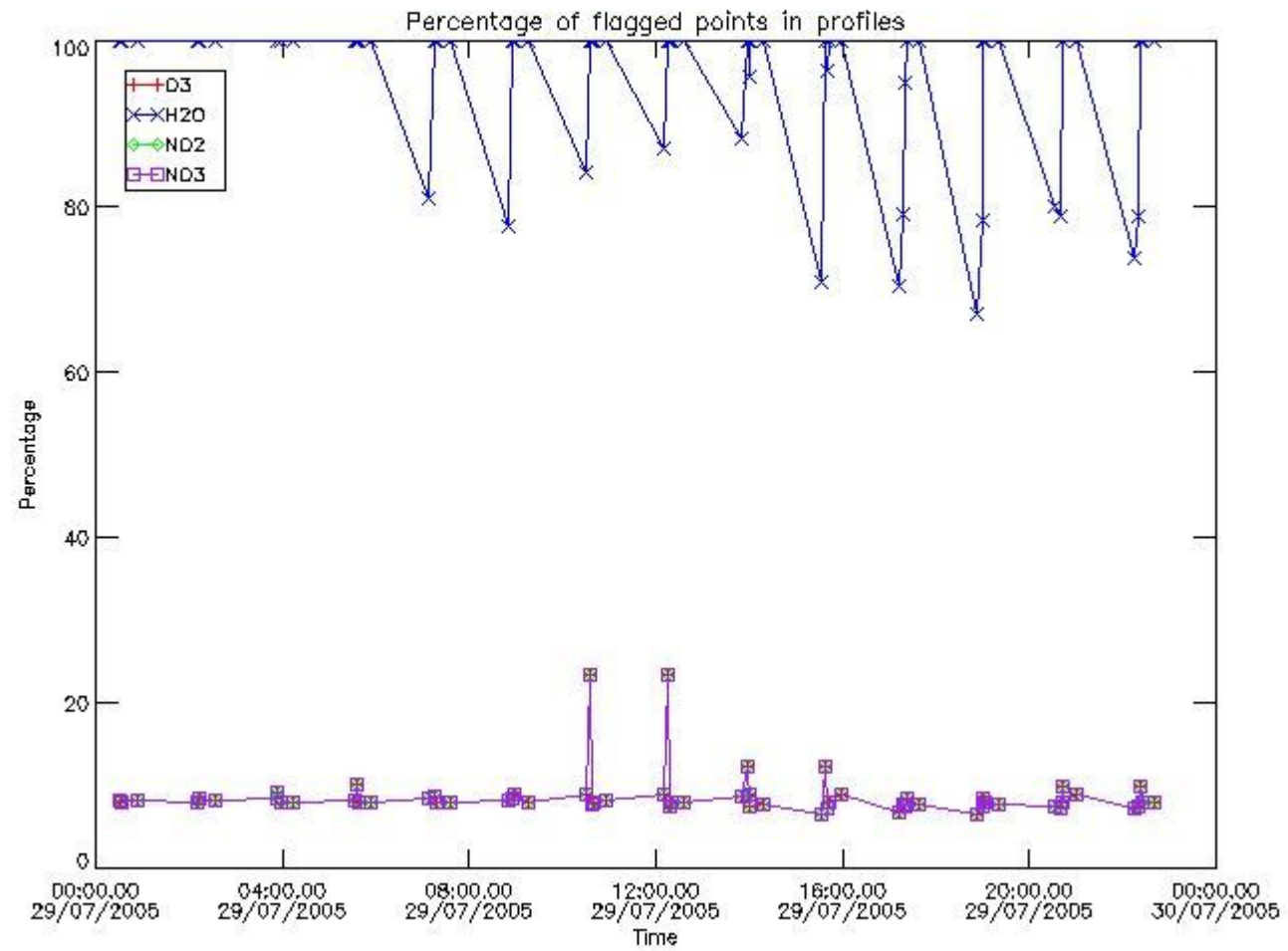
| | | | | | | | | | | | |
|-----|--|----------------------|------------|--------|-----|-----------|---------|--------|-----|-------|----|
| 102 | GOM_NL__2PRFIN20050729_141743_000000662039_00254_17843_5545.N1 | 29-JUL-2005 14:17:43 | Dark | 65.500 | 135 | Bet Hyi | 2.8200 | 5800.0 | 131 | 17843 | No |
| 103 | GOM_NL__2PRFIN20050729_142548_000000652039_00254_17843_5546.N1 | 29-JUL-2005 14:25:48 | Straylight | 64.500 | 45 | Alp Pav | 1.9400 | 26000. | 129 | 17843 | No |
| 104 | GOM_NL__2PRFIN20050729_143322_000000692039_00254_17843_5547.N1 | 29-JUL-2005 14:33:22 | Bright | 69.000 | 38 | 20Eps Sgr | 1.8360 | 11000. | 138 | 17843 | No |
| 105 | GOM_NL__2PRFIN20050729_143637_000000642039_00254_17843_5548.N1 | 29-JUL-2005 14:36:37 | Bright | 64.000 | 155 | 41Pi Sgr | 2.9000 | 6600.0 | 128 | 17843 | No |
| 106 | GOM_NL__2PRFIN20050729_144443_000000542039_00254_17843_5549.N1 | 29-JUL-2005 14:44:43 | Bright | 54.000 | 126 | 60Bet Oph | 2.7700 | 4250.0 | 108 | 17843 | No |
| 107 | GOM_NL__2PRFIN20050729_145718_000000652039_00254_17843_5550.N1 | 29-JUL-2005 14:57:18 | Bright | 65.000 | 69 | 33Gam Dra | 2.2310 | 3800.0 | 130 | 17843 | No |
| 108 | GOM_NL__2PRFIN20050729_150112_000000642039_00254_17843_5551.N1 | 29-JUL-2005 15:01:12 | Bright | 63.500 | 119 | 14Eta Dra | 2.7270 | 4700.0 | 127 | 17843 | No |
| 109 | GOM_NL__2PRFIN20050729_150523_000000632039_00254_17843_5552.N1 | 29-JUL-2005 15:05:23 | Bright | 63.000 | 60 | 7Bet UMi | 2.0810 | 3950.0 | 126 | 17843 | No |
| 110 | GOM_NL__2PRFIN20050729_153138_000000792039_00254_17843_5553.N1 | 29-JUL-2005 15:31:38 | Dark | 79.000 | 14 | 58Alp Ori | 0.87000 | 3000.0 | 158 | 17843 | No |
| 111 | GOM_NL__2PRFIN20050729_153746_000000462039_00254_17843_5554.N1 | 29-JUL-2005 15:37:46 | Dark | 46.000 | 1 | 9Alp CMa | -1.4400 | 11000. | 92 | 17843 | No |
| 112 | GOM_NL__2PRFIN20050729_153951_000000702039_00254_17843_5555.N1 | 29-JUL-2005 15:39:51 | Dark | 70.000 | 139 | 9Bet Lep | 2.8330 | 5600.0 | 140 | 17843 | No |
| 113 | GOM_NL__2PRFIN20050729_154138_000000652039_00254_17843_5556.N1 | 29-JUL-2005 15:41:38 | Dark | 64.500 | 177 | 1Zet CMa | 3.0220 | 26000. | 129 | 17843 | No |
| 114 | GOM_NL__2PRFIN20050729_155819_000000642039_00255_17844_5546.N1 | 29-JUL-2005 15:58:19 | Dark | 63.500 | 135 | Bet Hyi | 2.8200 | 5800.0 | 127 | 17844 | No |
| 115 | GOM_NL__2PRFIN20050729_160624_000000662039_00255_17844_5547.N1 | 29-JUL-2005 16:06:24 | Straylight | 66.000 | 45 | Alp Pav | 1.9400 | 26000. | 132 | 17844 | No |
| 116 | GOM_NL__2PRFIN20050729_161358_000000692039_00255_17844_5548.N1 | 29-JUL-2005 16:13:58 | Bright | 69.000 | 38 | 20Eps Sgr | 1.8360 | 11000. | 138 | 17844 | No |
| 117 | GOM_NL__2PRFIN20050729_161713_000000632039_00255_17844_5549.N1 | 29-JUL-2005 16:17:13 | Bright | 63.000 | 155 | 41Pi Sgr | 2.9000 | 6600.0 | 126 | 17844 | No |
| 118 | GOM_NL__2PRFIN20050729_163755_000000662039_00255_17844_5550.N1 | 29-JUL-2005 16:37:55 | Bright | 65.500 | 69 | 33Gam Dra | 2.2310 | 3800.0 | 131 | 17844 | No |
| 119 | GOM_NL__2PRFIN20050729_164148_000000642039_00255_17844_5551.N1 | 29-JUL-2005 16:41:48 | Bright | 64.000 | 119 | 14Eta Dra | 2.7270 | 4700.0 | 128 | 17844 | No |
| 120 | GOM_NL__2PRFIN20050729_164600_000000612039_00255_17844_5552.N1 | 29-JUL-2005 16:46:00 | Bright | 60.500 | 60 | 7Bet UMi | 2.0810 | 3950.0 | 121 | 17844 | No |
| 121 | GOM_NL__2PRFIN20050729_171214_000000772039_00255_17844_5553.N1 | 29-JUL-2005 17:12:14 | Dark | 76.500 | 14 | 58Alp Ori | 0.87000 | 3000.0 | 153 | 17844 | No |
| 122 | GOM_NL__2PRFIN20050729_171822_000000672039_00255_17844_5554.N1 | 29-JUL-2005 17:18:22 | Dark | 67.000 | 1 | 9Alp CMa | -1.4400 | 11000. | 134 | 17844 | No |
| 123 | GOM_NL__2PRFIN20050729_172028_000000682039_00255_17844_5555.N1 | 29-JUL-2005 17:20:28 | Dark | 68.000 | 139 | 9Bet Lep | 2.8330 | 5600.0 | 136 | 17844 | No |
| 124 | GOM_NL__2PRFIN20050729_172214_000000662039_00255_17844_5556.N1 | 29-JUL-2005 17:22:14 | Dark | 65.500 | 177 | 1Zet CMa | 3.0220 | 26000. | 131 | 17844 | No |
| 125 | GOM_NL__2PRFIN20050729_173856_000000662039_00256_17845_5547.N1 | 29-JUL-2005 17:38:56 | Dark | 65.500 | 135 | Bet Hyi | 2.8200 | 5800.0 | 131 | 17845 | No |
| 126 | GOM_NL__2PRFIN20050729_174701_000000652039_00256_17845_5548.N1 | 29-JUL-2005 17:47:01 | Straylight | 64.500 | 45 | Alp Pav | 1.9400 | 26000. | 129 | 17845 | No |
| 127 | GOM_NL__2PRFIN20050729_175434_000000662039_00256_17845_5549.N1 | 29-JUL-2005 17:54:34 | Bright | 66.000 | 38 | 20Eps Sgr | 1.8360 | 11000. | 132 | 17845 | No |
| 128 | GOM_NL__2PRFIN20050729_175749_000000652039_00256_17845_5550.N1 | 29-JUL-2005 17:57:49 | Bright | 64.500 | 155 | 41Pi Sgr | 2.9000 | 6600.0 | 129 | 17845 | No |
| 129 | GOM_NL__2PRFIN20050729_181831_000000642039_00256_17845_5551.N1 | 29-JUL-2005 18:18:31 | Bright | 63.500 | 69 | 33Gam Dra | 2.2310 | 3800.0 | 127 | 17845 | No |
| 130 | GOM_NL__2PRFIN20050729_182224_000000642039_00256_17845_5552.N1 | 29-JUL-2005 18:22:24 | Bright | 63.500 | 119 | 14Eta Dra | 2.7270 | 4700.0 | 127 | 17845 | No |
| 131 | GOM_NL__2PRFIN20050729_182636_000000642039_00256_17845_5553.N1 | 29-JUL-2005 18:26:36 | Bright | 63.500 | 60 | 7Bet UMi | 2.0810 | 3950.0 | 127 | 17845 | No |
| 132 | GOM_NL__2PRFIN20050729_185250_000000792039_00256_17845_5554.N1 | 29-JUL-2005 18:52:50 | Dark | 79.000 | 14 | 58Alp Ori | 0.87000 | 3000.0 | 158 | 17845 | No |
| 133 | GOM_NL__2PRFIN20050729_185858_000000672039_00256_17845_5555.N1 | 29-JUL-2005 18:58:58 | Dark | 67.000 | 1 | 9Alp CMa | -1.4400 | 11000. | 134 | 17845 | No |
| 134 | GOM_NL__2PRFIN20050729_190104_000000682039_00256_17845_5556.N1 | 29-JUL-2005 19:01:04 | Dark | 67.500 | 139 | 9Bet Lep | 2.8330 | 5600.0 | 135 | 17845 | No |
| 135 | GOM_NL__2PRFIN20050729_190250_000000652039_00256_17845_5557.N1 | 29-JUL-2005 19:02:50 | Dark | 64.500 | 177 | 1Zet CMa | 3.0220 | 26000. | 129 | 17845 | No |
| 136 | GOM_NL__2PRFIN20050729_191932_000000662039_00257_17846_5554.N1 | 29-JUL-2005 19:19:32 | Dark | 65.500 | 135 | Bet Hyi | 2.8200 | 5800.0 | 131 | 17846 | No |
| 137 | GOM_NL__2PRFIN20050729_192737_000000672039_00257_17846_5555.N1 | 29-JUL-2005 19:27:37 | Straylight | 66.500 | 45 | Alp Pav | 1.9400 | 26000. | 133 | 17846 | No |
| 138 | GOM_NL__2PRFIN20050729_193510_000000652039_00257_17846_5556.N1 | 29-JUL-2005 19:35:10 | Bright | 64.500 | 38 | 20Eps Sgr | 1.8360 | 11000. | 129 | 17846 | No |
| 139 | GOM_NL__2PRFIN20050729_193825_000000642039_00257_17846_5557.N1 | 29-JUL-2005 19:38:25 | Bright | 64.000 | 155 | 41Pi Sgr | 2.9000 | 6600.0 | 128 | 17846 | No |
| 140 | GOM_NL__2PRFIN20050729_195907_000000652039_00257_17846_5558.N1 | 29-JUL-2005 19:59:07 | Bright | 64.500 | 69 | 33Gam Dra | 2.2310 | 3800.0 | 129 | 17846 | No |
| 141 | GOM_NL__2PRFIN20050729_200300_000000642039_00257_17846_5559.N1 | 29-JUL-2005 20:03:00 | Bright | 64.000 | 119 | 14Eta Dra | 2.7270 | 4700.0 | 128 | 17846 | No |
| 142 | GOM_NL__2PRFIN20050729_200712_000000642039_00257_17846_5560.N1 | 29-JUL-2005 20:07:12 | Bright | 63.500 | 60 | 7Bet UMi | 2.0810 | 3950.0 | 127 | 17846 | No |
| 143 | GOM_NL__2PRFIN20050729_203326_000000682039_00257_17846_5561.N1 | 29-JUL-2005 20:33:26 | Dark | 68.000 | 14 | 58Alp Ori | 0.87000 | 3000.0 | 136 | 17846 | No |
| 144 | GOM_NL__2PRFIN20050729_203934_000000722039_00257_17846_5562.N1 | 29-JUL-2005 20:39:34 | Dark | 71.500 | 1 | 9Alp CMa | -1.4400 | 11000. | 143 | 17846 | No |
| 145 | GOM_NL__2PRFIN20050729_204140_000000512039_00257_17846_5563.N1 | 29-JUL-2005 20:41:40 | Dark | 51.000 | 139 | 9Bet Lep | 2.8330 | 5600.0 | 102 | 17846 | No |
| 146 | GOM_NL__2PRFIN20050729_204326_000000642039_00257_17846_5564.N1 | 29-JUL-2005 20:43:26 | Dark | 64.000 | 177 | 1Zet CMa | 3.0220 | 26000. | 128 | 17846 | No |
| 147 | GOM_NL__2PRFIN20050729_210008_000000642039_00258_17847_5555.N1 | 29-JUL-2005 21:00:08 | Dark | 63.500 | 135 | Bet Hyi | 2.8200 | 5800.0 | 127 | 17847 | No |
| 148 | GOM_NL__2PRFIN20050729_210813_000000642039_00258_17847_5556.N1 | 29-JUL-2005 21:08:13 | Straylight | 64.000 | 45 | Alp Pav | 1.9400 | 26000. | 128 | 17847 | No |
| 149 | GOM_NL__2PRFIN20050729_211546_000000732039_00258_17847_5557.N1 | 29-JUL-2005 21:15:46 | Bright | 73.000 | 38 | 20Eps Sgr | 1.8360 | 11000. | 146 | 17847 | No |
| 150 | GOM_NL__2PRFIN20050729_211901_000000632039_00258_17847_5558.N1 | 29-JUL-2005 21:19:01 | Bright | 63.000 | 155 | 41Pi Sgr | 2.9000 | 6600.0 | 126 | 17847 | No |
| 151 | GOM_NL__2PRFIN20050729_213943_000000662039_00258_17847_5559.N1 | 29-JUL-2005 21:39:43 | Bright | 65.500 | 69 | 33Gam Dra | 2.2310 | 3800.0 | 131 | 17847 | No |
| 152 | GOM_NL__2PRFIN20050729_214337_000000642039_00258_17847_5560.N1 | 29-JUL-2005 21:43:37 | Bright | 64.000 | 119 | 14Eta Dra | 2.7270 | 4700.0 | 128 | 17847 | No |
| 153 | GOM_NL__2PRFIN20050729_214748_000000602039_00258_17847_5561.N1 | 29-JUL-2005 21:47:48 | Bright | 60.000 | 60 | 7Bet UMi | 2.0810 | 3950.0 | 120 | 17847 | No |
| 154 | GOM_NL__2PRFIN20050729_221402_000000712039_00258_17847_5562.N1 | 29-JUL-2005 22:14:02 | Dark | 71.000 | 14 | 58Alp Ori | 0.87000 | 3000.0 | 142 | 17847 | No |
| 155 | GOM_NL__2PRFIN20050729_222010_000000692039_00258_17847_5563.N1 | 29-JUL-2005 22:20:10 | Dark | 68.500 | 1 | 9Alp CMa | -1.4400 | 11000. | 137 | 17847 | No |
| 156 | GOM_NL__2PRFIN20050729_222216_000000512039_00258_17847_5564.N1 | 29-JUL-2005 22:22:16 | Dark | 51.000 | 139 | 9Bet Lep | 2.8330 | 5600.0 | 102 | 17847 | No |
| 157 | GOM_NL__2PRFIN20050729_222402_000000652039_00258_17847_5565.N1 | 29-JUL-2005 22:24:02 | Dark | 64.500 | 177 | 1Zet CMa | 3.0220 | 26000. | 129 | 17847 | No |
| 158 | GOM_NL__2PRFIN20050729_224044_000000652039_00259_17848_5717.N1 | 29-JUL-2005 22:40:44 | Dark | 64.500 | 135 | Bet Hyi | 2.8200 | 5800.0 | 129 | 17848 | No |
| 159 | GOM_NL__2PRFIN20050729_224849_000000652039_00259_17848_5718.N1 | 29-JUL-2005 22:48:49 | Straylight | 65.000 | 45 | Alp Pav | 1.9400 | 26000. | 130 | 17848 | No |
| 160 | GOM_NL__2PRFIN20050729_225622_000000702039_00259_17848_5719.N1 | 29-JUL-2005 22:56:22 | Bright | 69.500 | 38 | 20Eps Sgr | 1.8360 | 11000. | 139 | 17848 | No |

| | | | | | | | | | | | |
|-----|--|----------------------|--------|--------|-----|-----------|--------|--------|-----|-------|----|
| 161 | GOM_NL__2PRFIN20050729_225937_000000642039_00259_17848_5720.N1 | 29-JUL-2005 22:59:37 | Bright | 64.000 | 155 | 41Pi Sgr | 2.9000 | 6600.0 | 128 | 17848 | No |
| 162 | GOM_NL__2PRFIN20050729_232019_000000652039_00259_17848_5721.N1 | 29-JUL-2005 23:20:19 | Bright | 64.500 | 69 | 33Gam Dra | 2.2310 | 3800.0 | 129 | 17848 | No |
| 163 | GOM_NL__2PRFIN20050729_232413_000000652039_00259_17848_5722.N1 | 29-JUL-2005 23:24:13 | Bright | 65.000 | 119 | 14Eta Dra | 2.7270 | 4700.0 | 130 | 17848 | No |
| 164 | GOM_NL__2PRFIN20050729_232824_000000602039_00259_17848_5723.N1 | 29-JUL-2005 23:28:24 | Bright | 60.000 | 60 | 7Bet UMi | 2.0810 | 3950.0 | 120 | 17848 | No |

3. Quality information per product

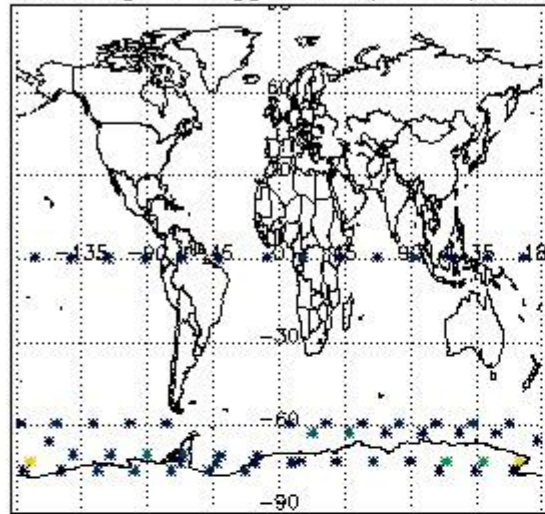
In this section it is plotted some information contained in the Quality Summary data set of the level 2 products. Only products in dark limb conditions and without errors (error flag in the MPH set to "0") are used.

3.1 Plot quality information per product (time dependant)

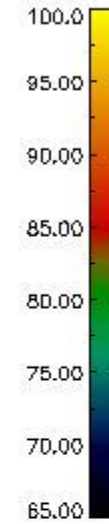
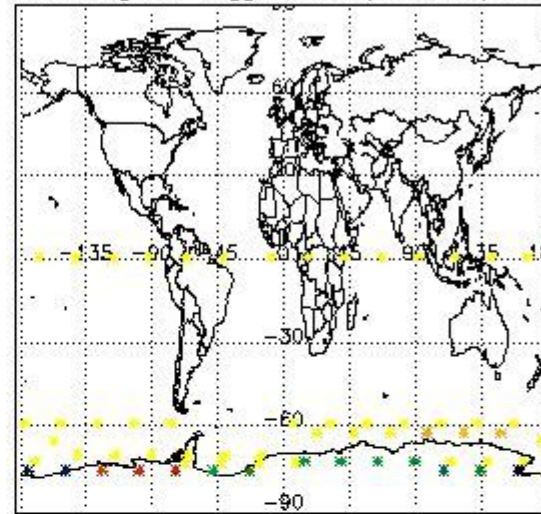


3.2 Plot quality information per product (world map)

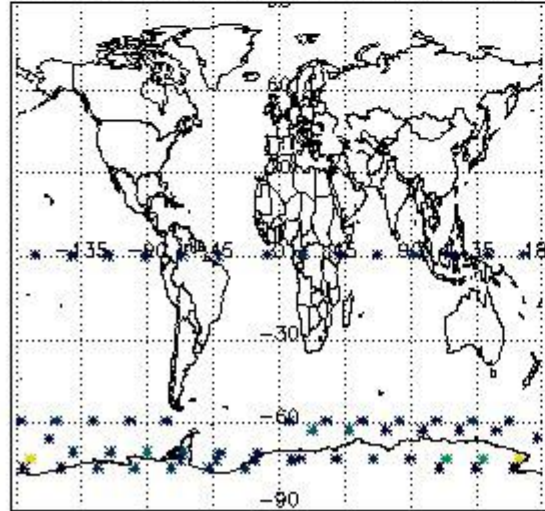
Percentage of flagged data per O3 profile



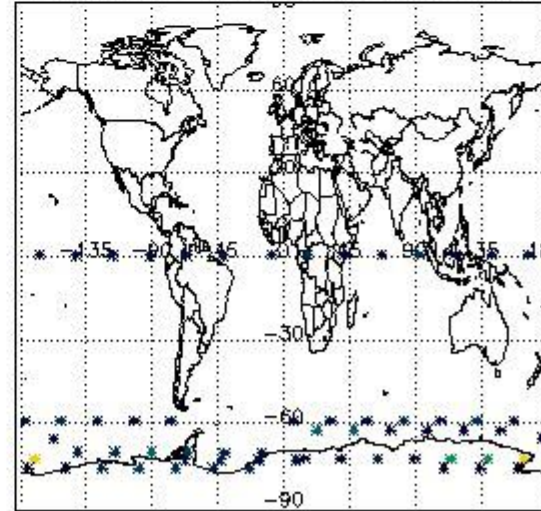
Percentage of flagged data per H2O profile



Percentage of flagged data per NO2 profile



Percentage of flagged data per NO3 profile

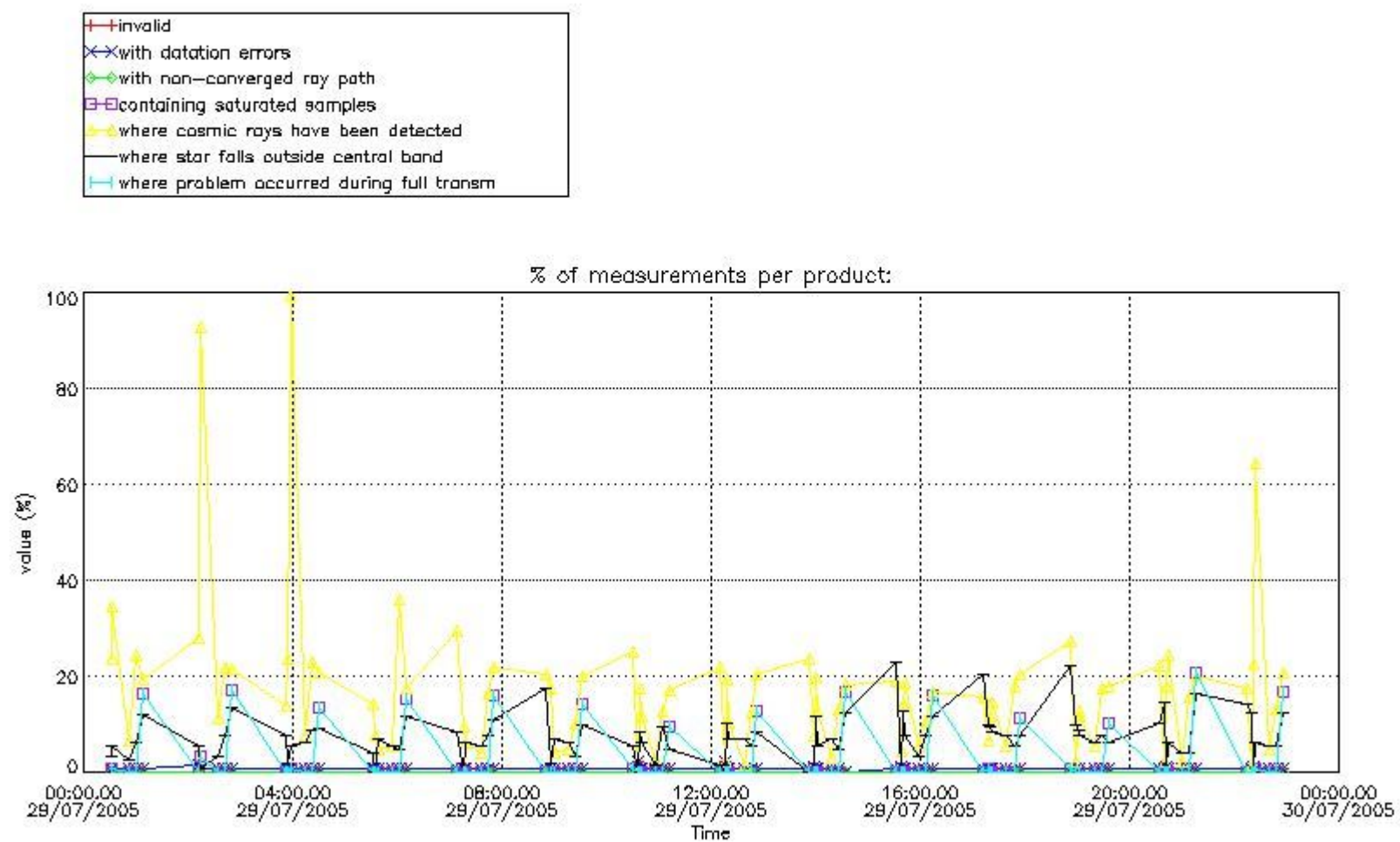


4. Level 1 quality information per product

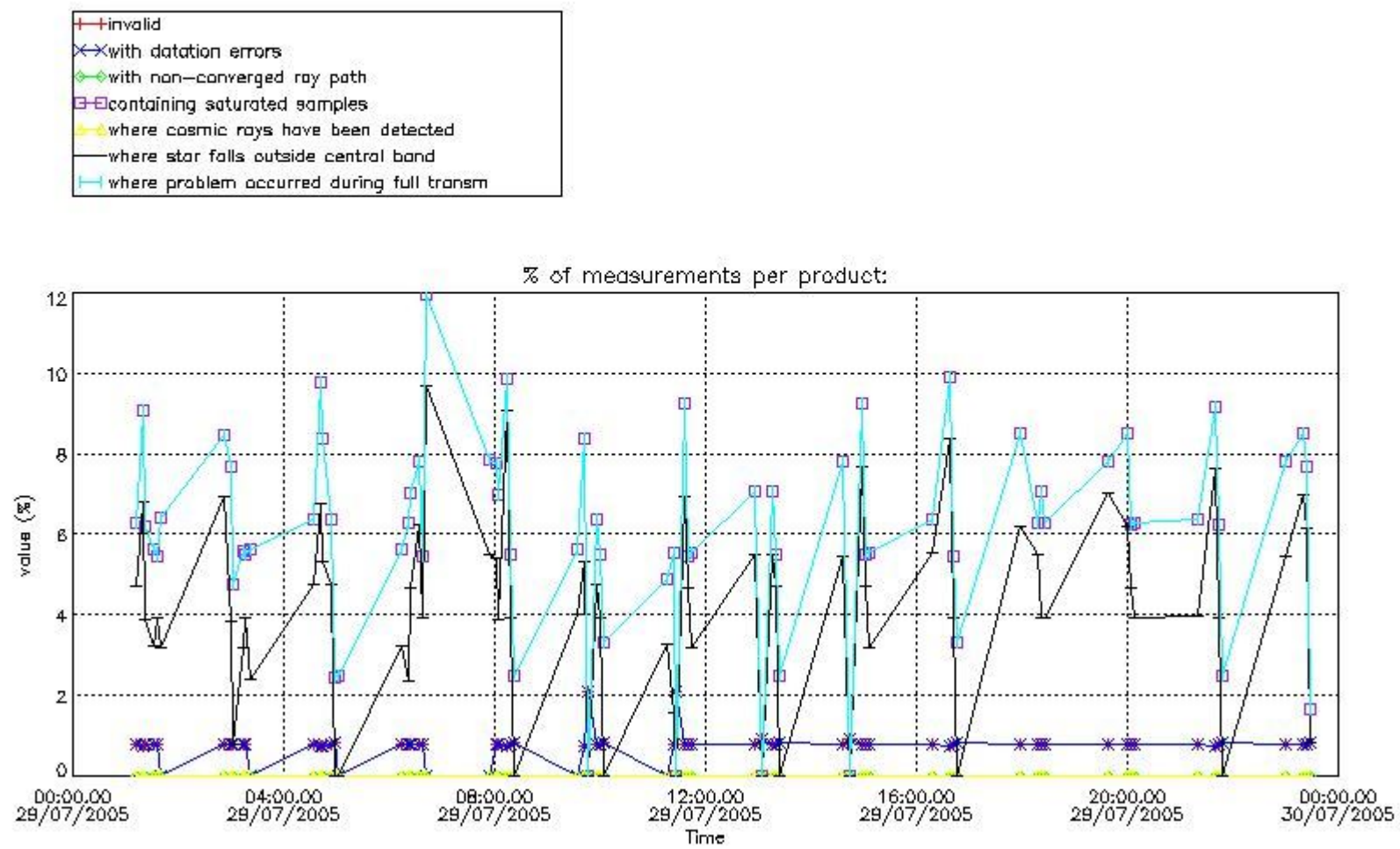
In this section it is plotted some information contained in the Quality Summary data set of the level 2 products that comes from the level 1b processing. Products without errors (error flag in the MPH set to "0") are used.

4.1 Plot quality information per product (time dependant) coming from level 1b processing

4.1.1 Plot level 1 quality information per product (time dependant): ENVISAT ASCENDING passes

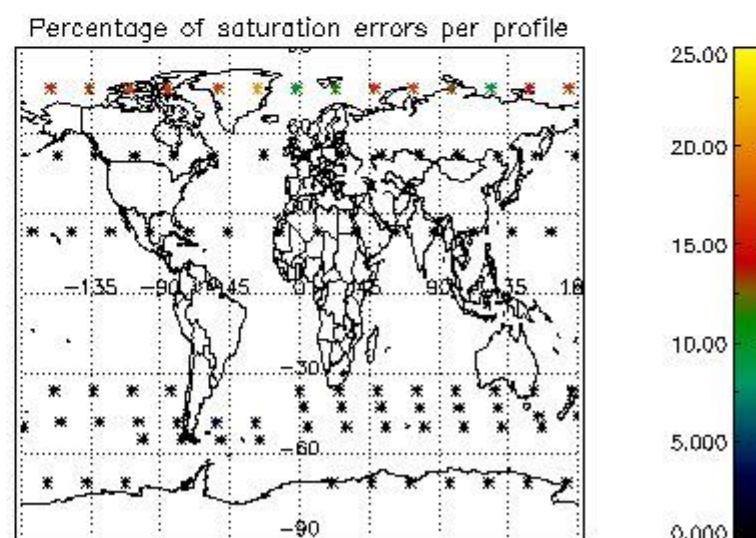
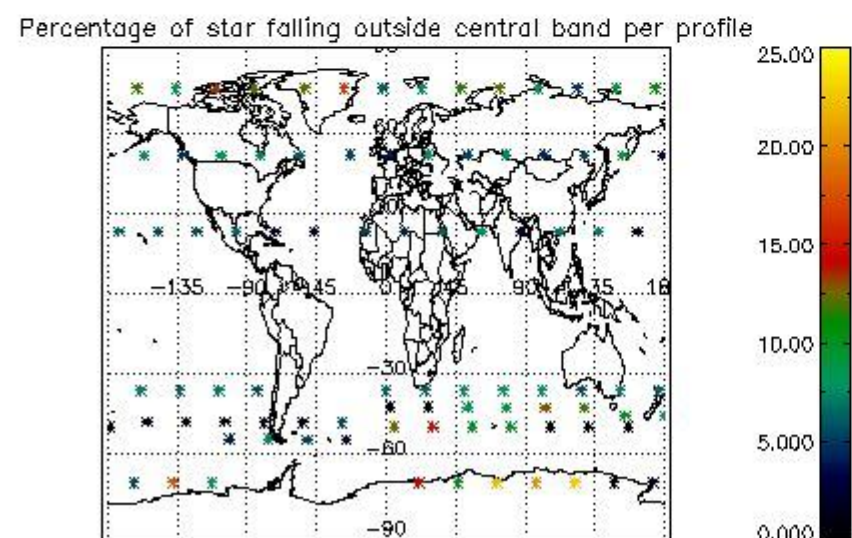
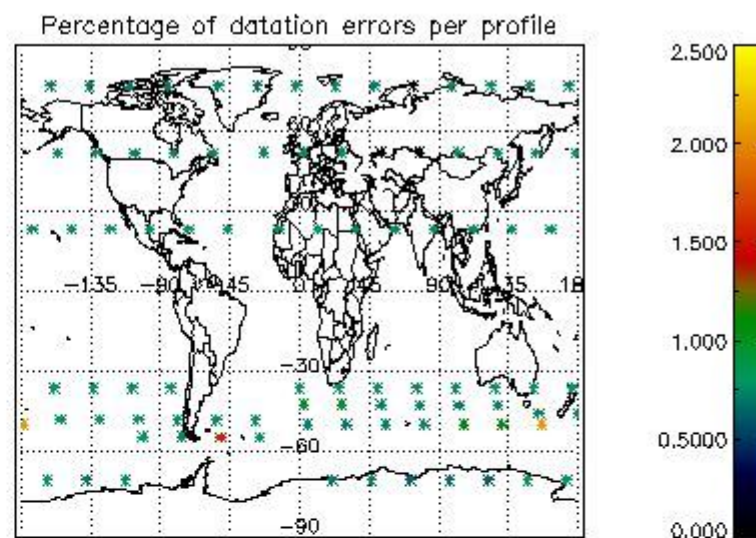
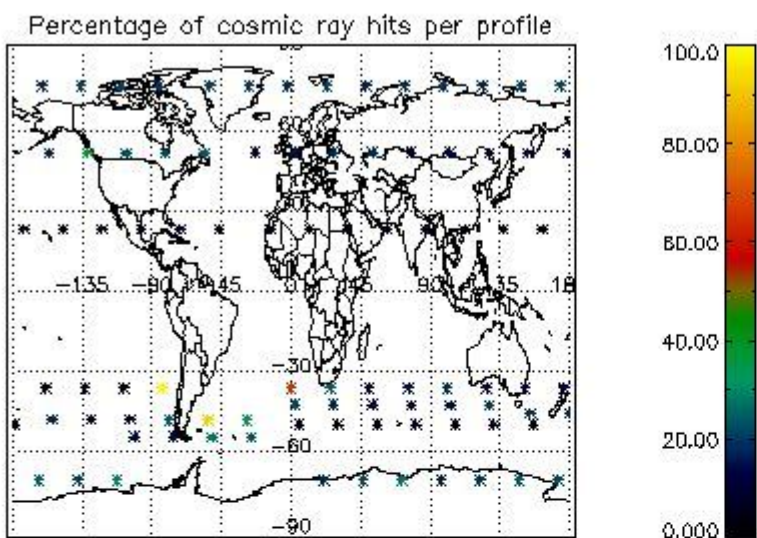


4.1.2 Plot level 1 quality information per product (time dependant): ENVISAT DESCENDING passes

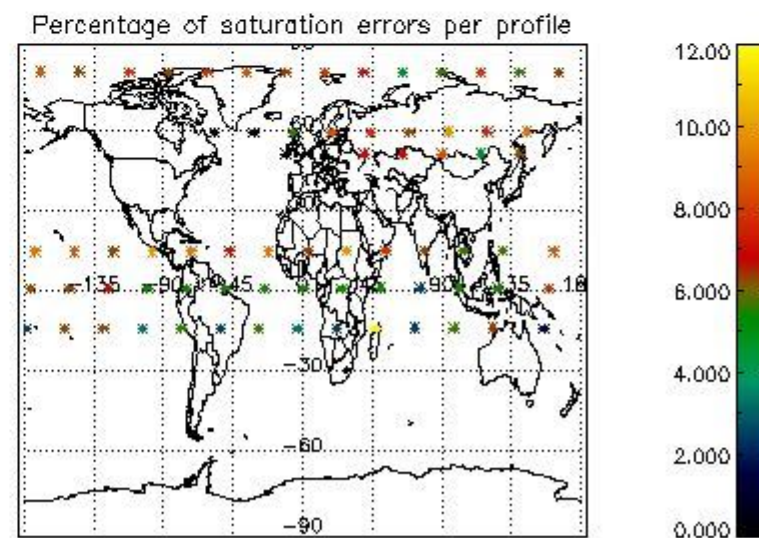
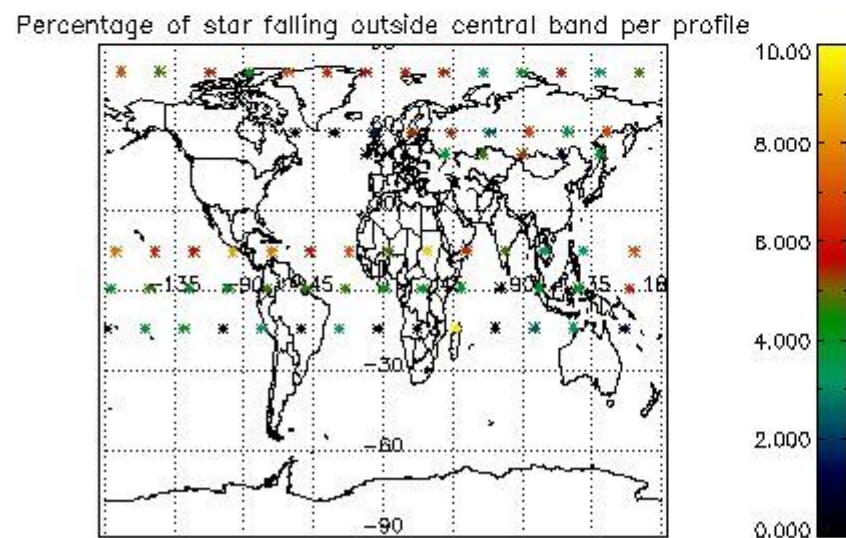
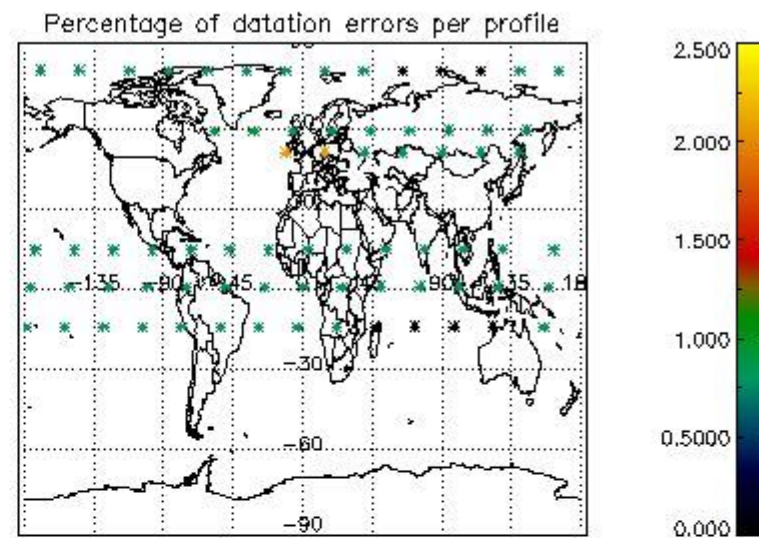
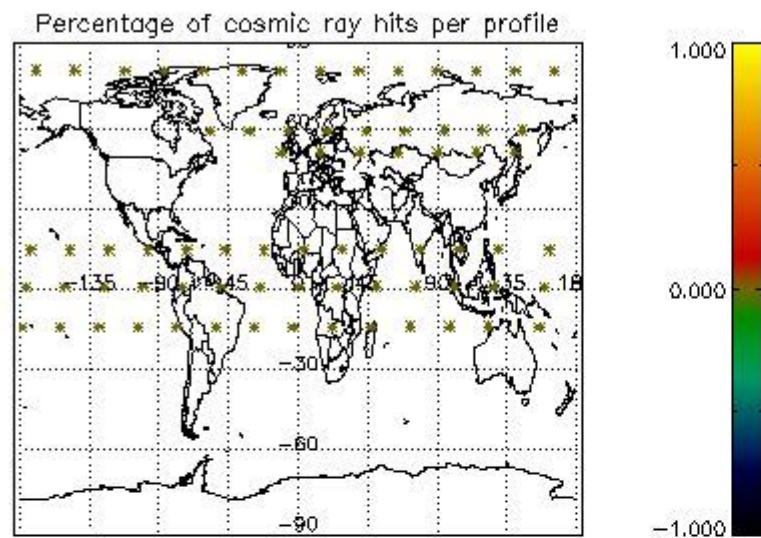


4.2 Plot quality information per product coming from level 1b processing (world map)

4.2.1 Plot level 1 quality information per product (world map): ENVISAT ASCENDING passes



4.2.2 Plot level 1 quality information per product (world map): ENVISAT DESCENDING passes



5. Trace gas profiles

5.1 Ozone statistics based on quality of products

The final quality of the products can be "measured" using the STD (Standard Deviation) attached to every point profile. This information is written to the parameter GOM_NL__2P/NL_LOCAL_SPECIES_DENSITY/o3_std of the level 2 products. The table below shows the statistics for given STD ranges.

The statistics are given with respect to the overall valid production:

- Products without fatal errors: GOM_NL__2P/MPH/PRODUCT_ERR=0
- Valid point profile: GOM_NL__2P/NL_LOCAL_SPECIES_DENSITY/pcd(0)=0

The 'Criteria' is applied to valid points of dark limb products:

- Products in dark limb illumination condition: GOM_NL__2P/NL_SUMMARY_QUALITY/obs_ill_cond=0
- Products without fatal errors: GOM_NL__2P/MPH/PRODUCT_ERR=0
- Valid point profile: GOM_NL__2P/NL_LOCAL_SPECIES_DENSITY/pcd(0)=0

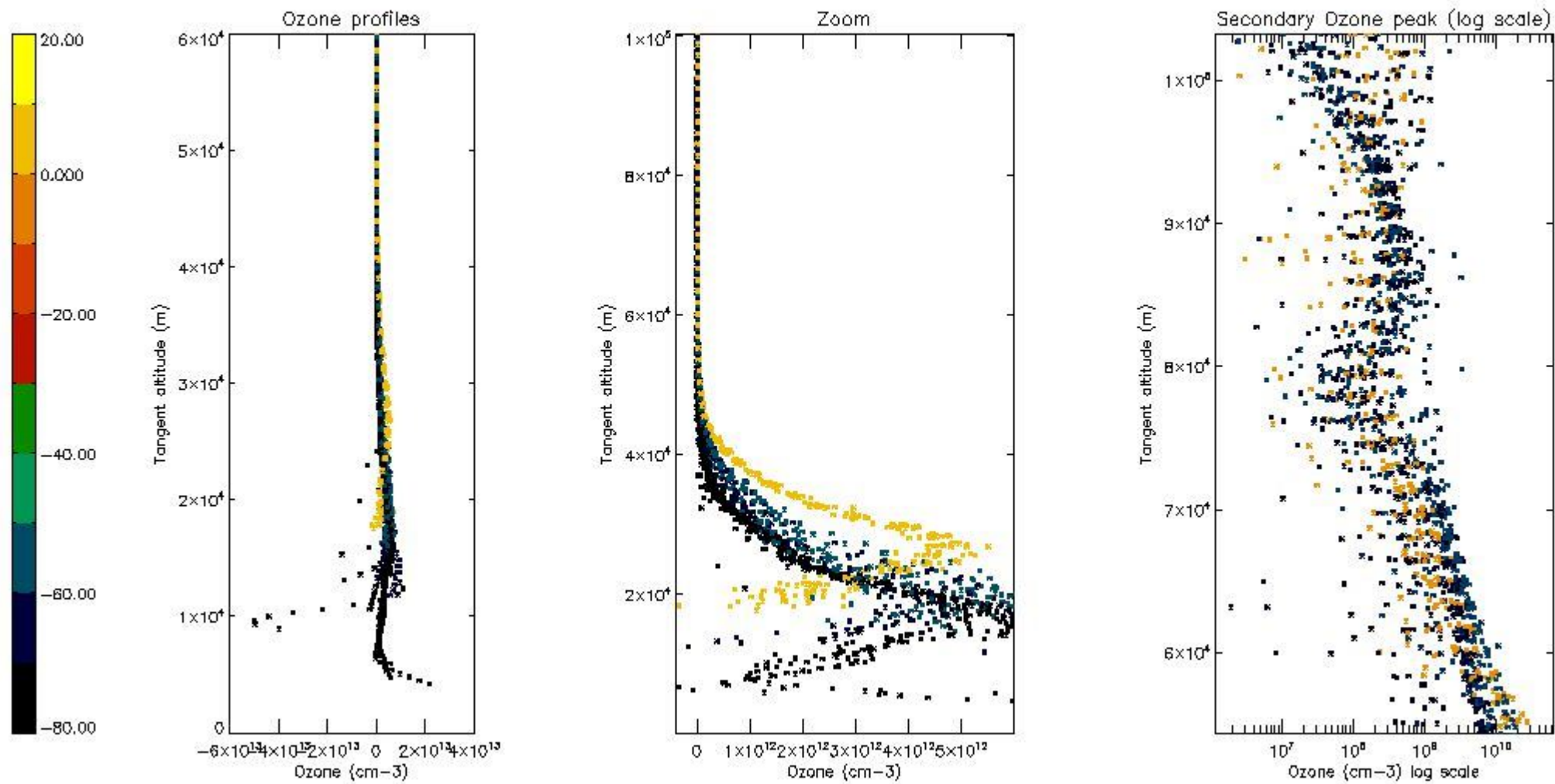
So, the table below shows the percentage of dark limb and valid observations for each criteria with respect to the overall valid daily observations.

| Criteria | % of total production |
|----------|-----------------------|
| All STD | 39 |
| STD < 20 | 11 |

| | |
|----------|---|
| STD < 10 | 8 |
| STD < 5 | 5 |

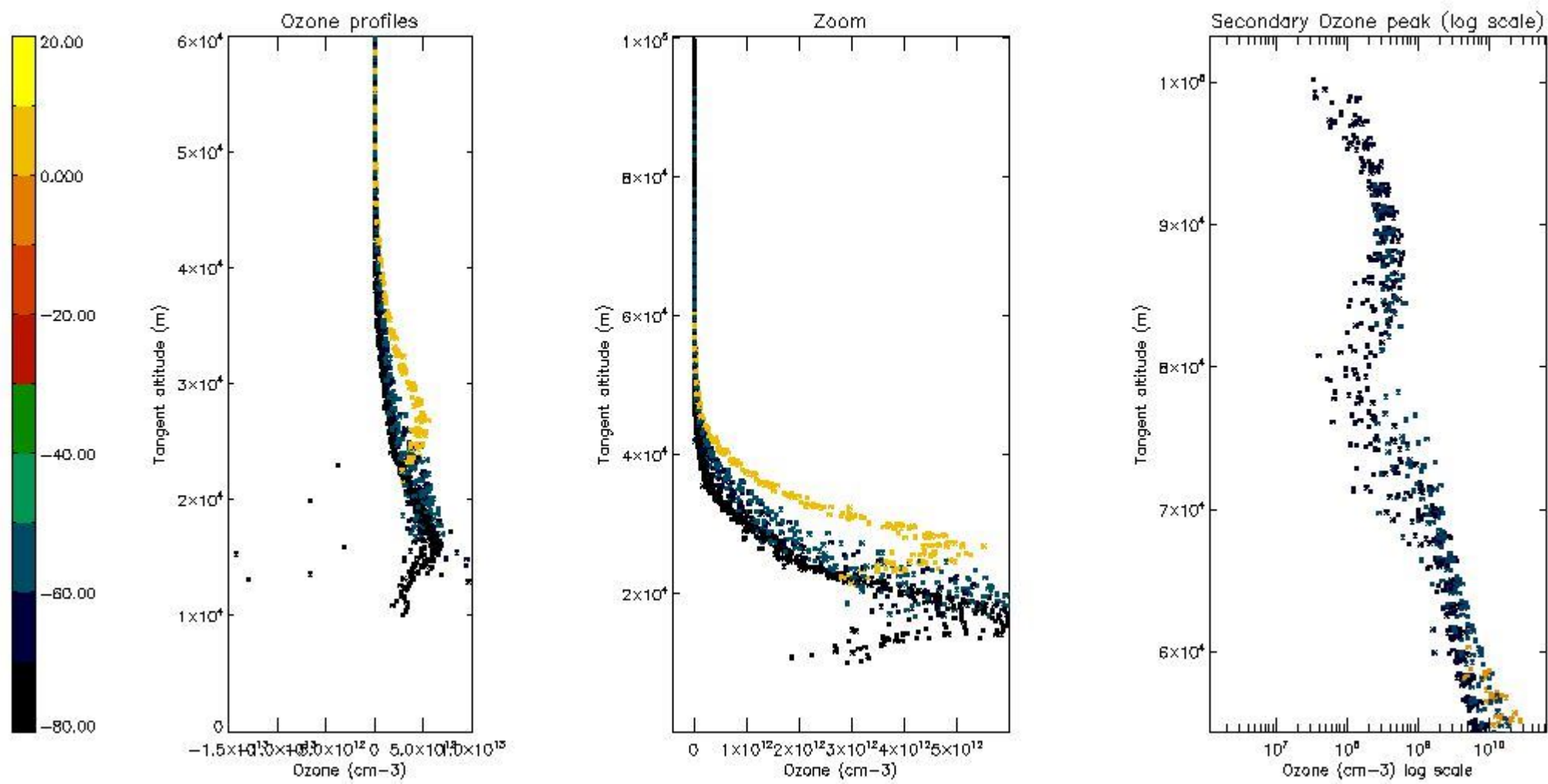
5.2 Plot ozone profiles for all STD (dark without errors)

The colorbar represents the latitude.



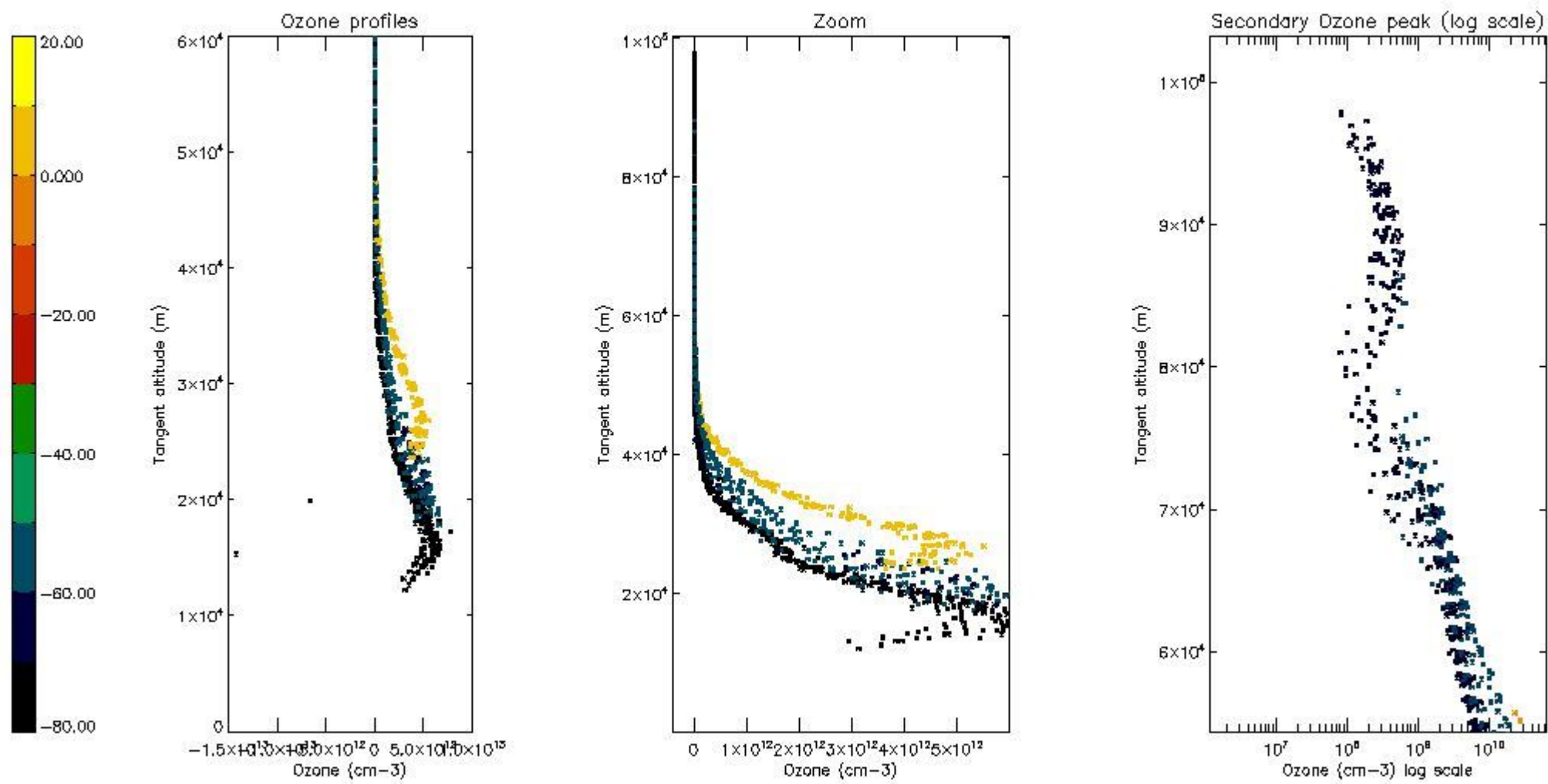
5.3 Plot ozone profiles where STD < 20% (dark without errors)

The colorbar represents the latitude.



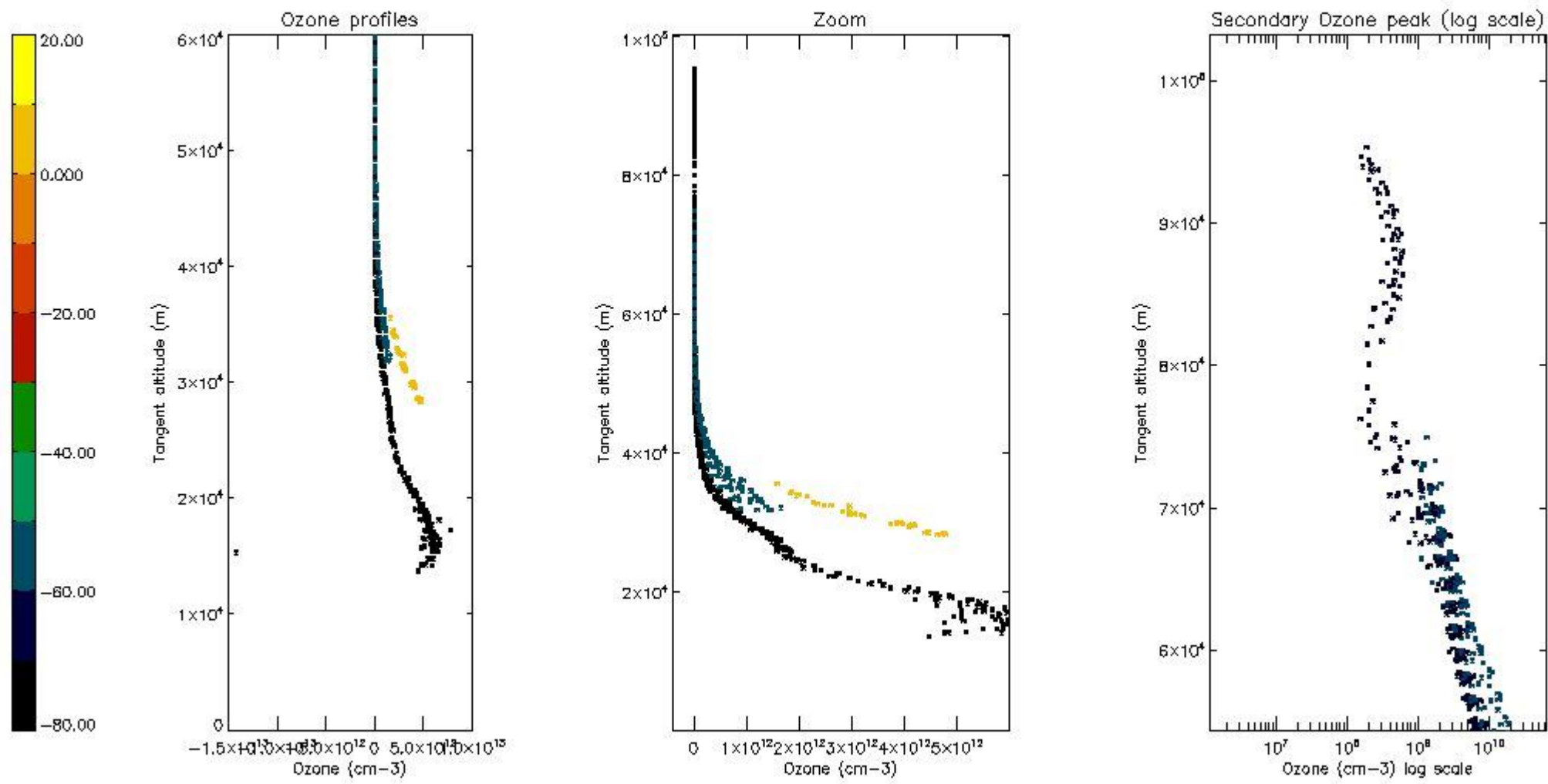
5.4 Plot ozone profiles where STD < 10% (dark without errors)

The colorbar represents the latitude.



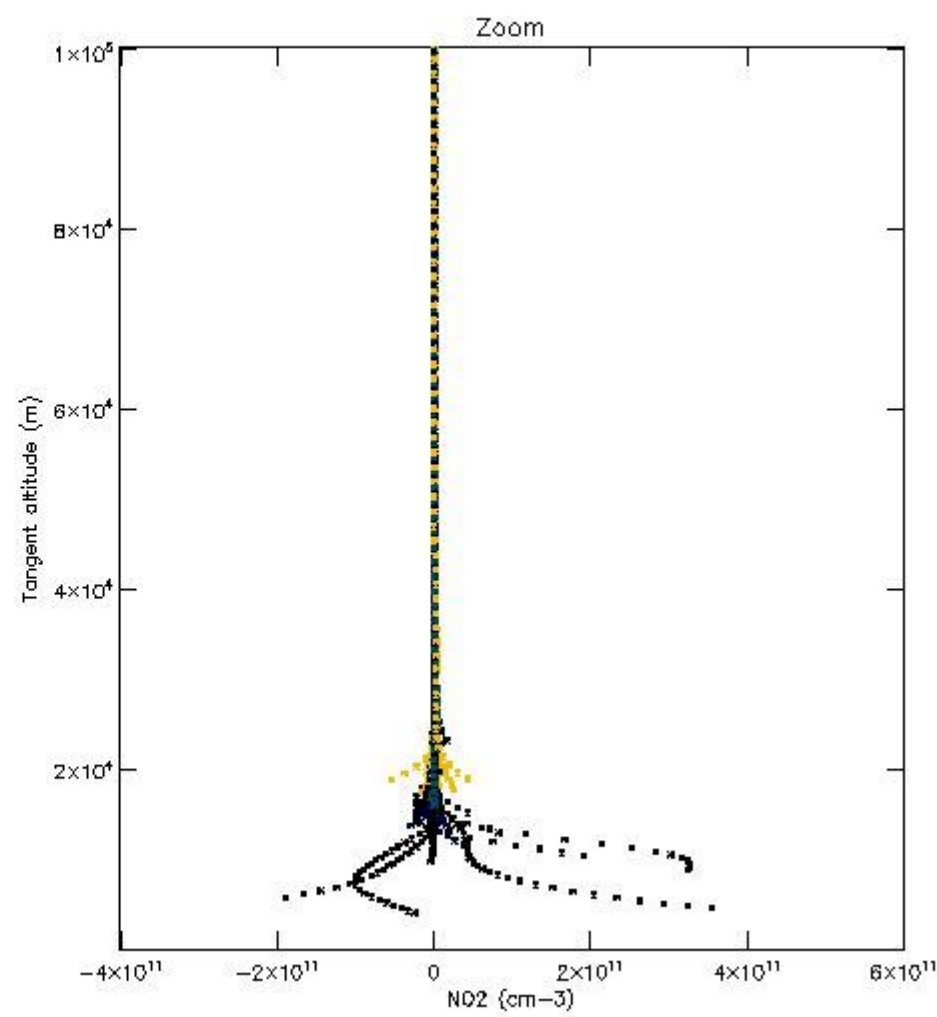
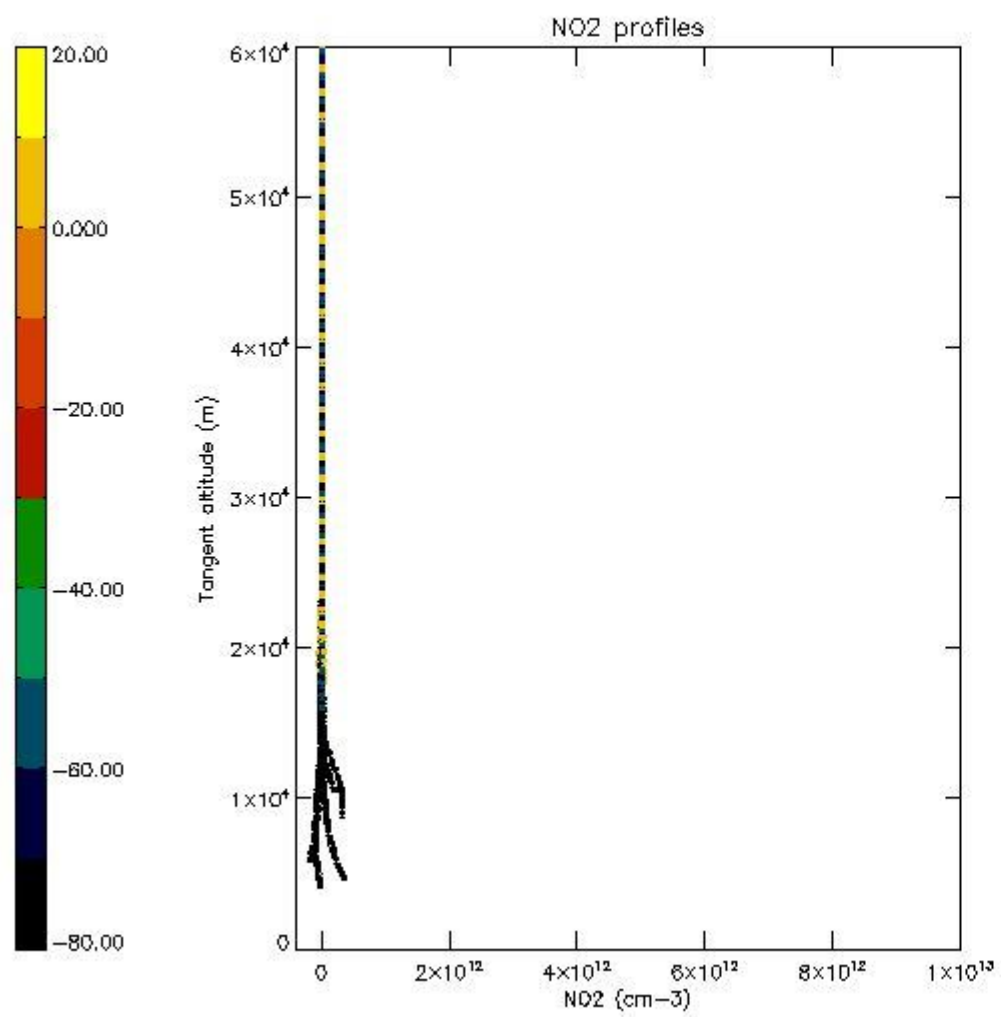
5.5 Plot ozone profiles where STD < 5% (dark without errors)

The colorbar represents the latitude.



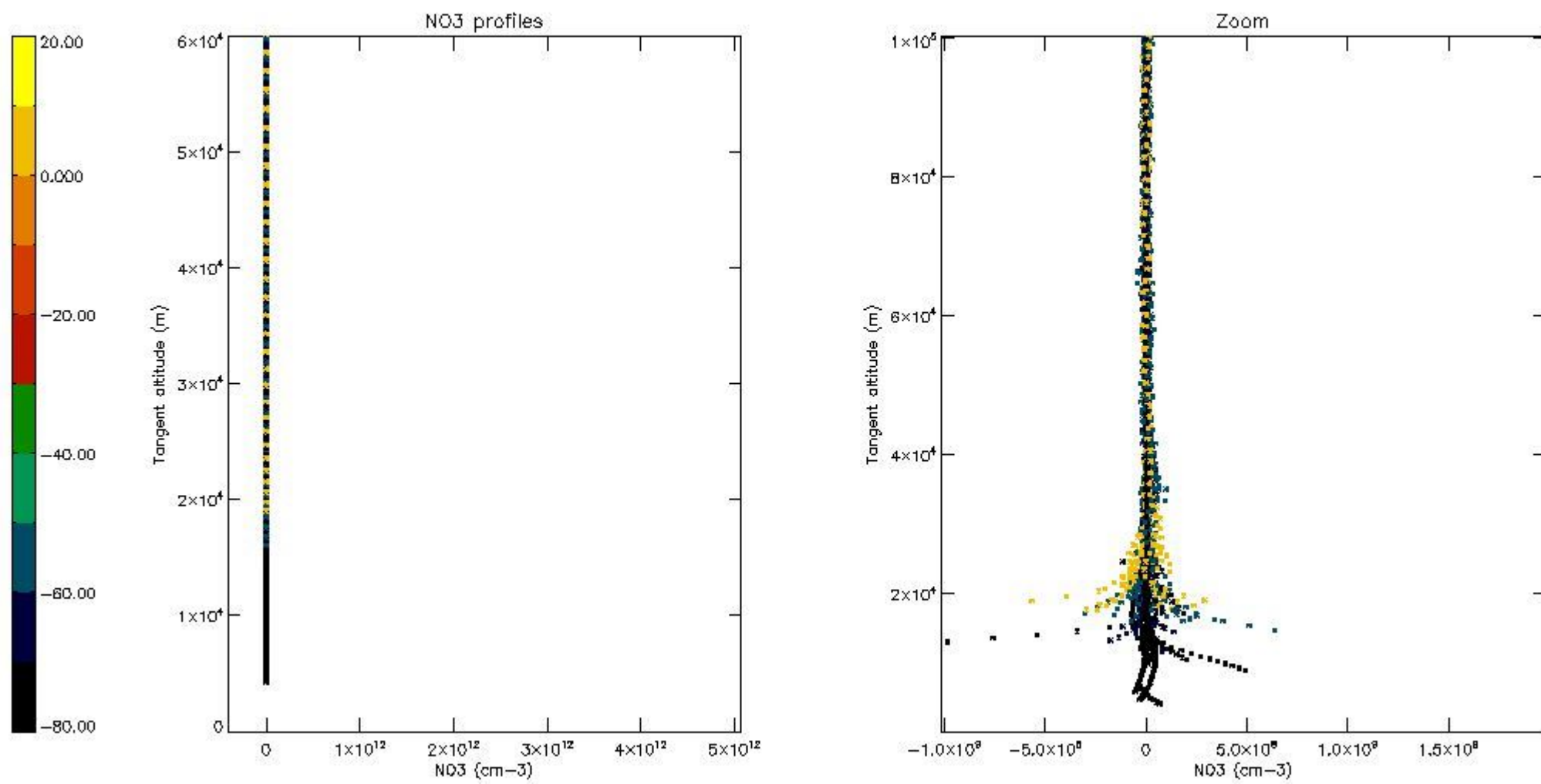
5.6 Plot NO₂ profiles for all STD (dark without errors)

The colorbar represents the latitude.



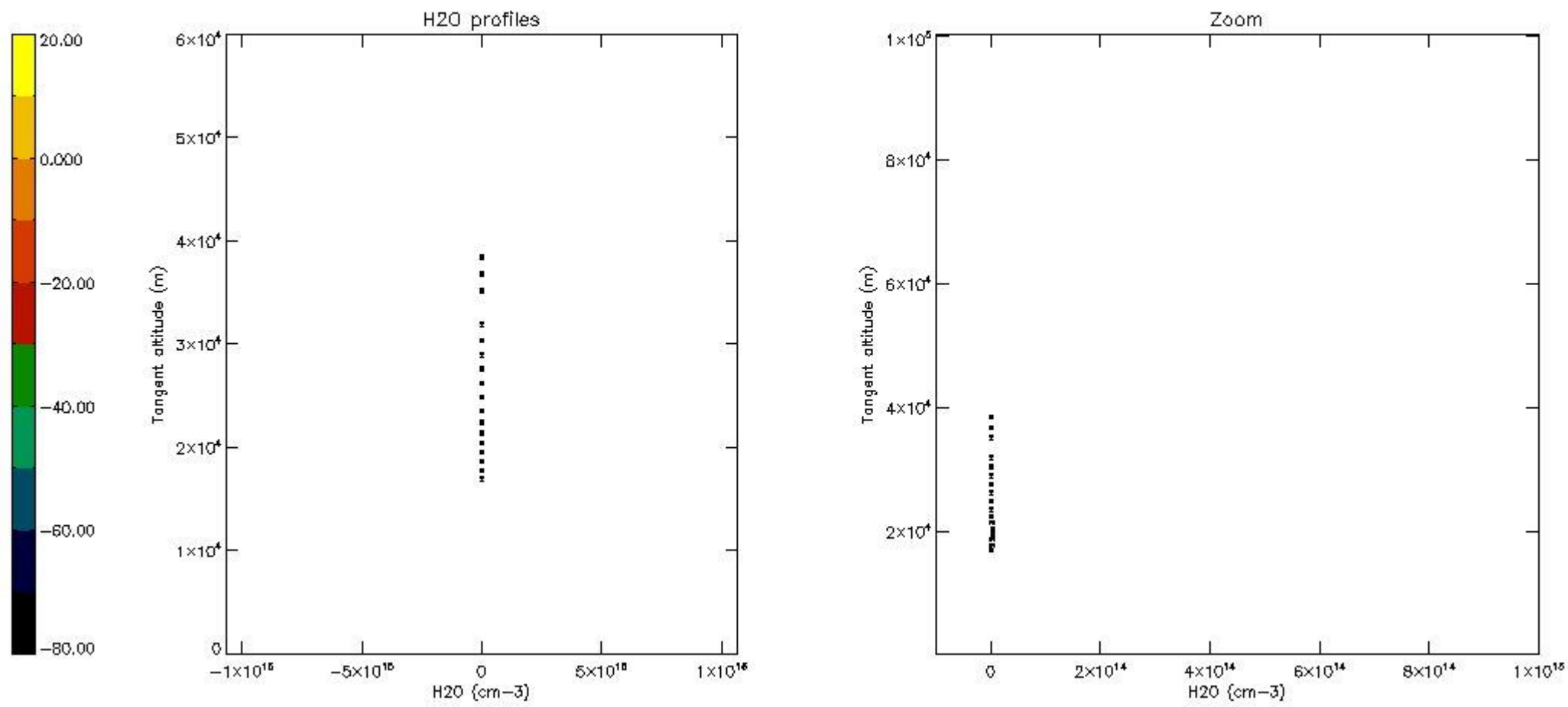
5.7 Plot NO3 profiles for all STD (dark without errors)

The colorbar represents the latitude.



5.8 Plot H₂O profiles for all STD (only for occultations of stars 1,2,3,4,13,14,16,26,63 dark without errors)

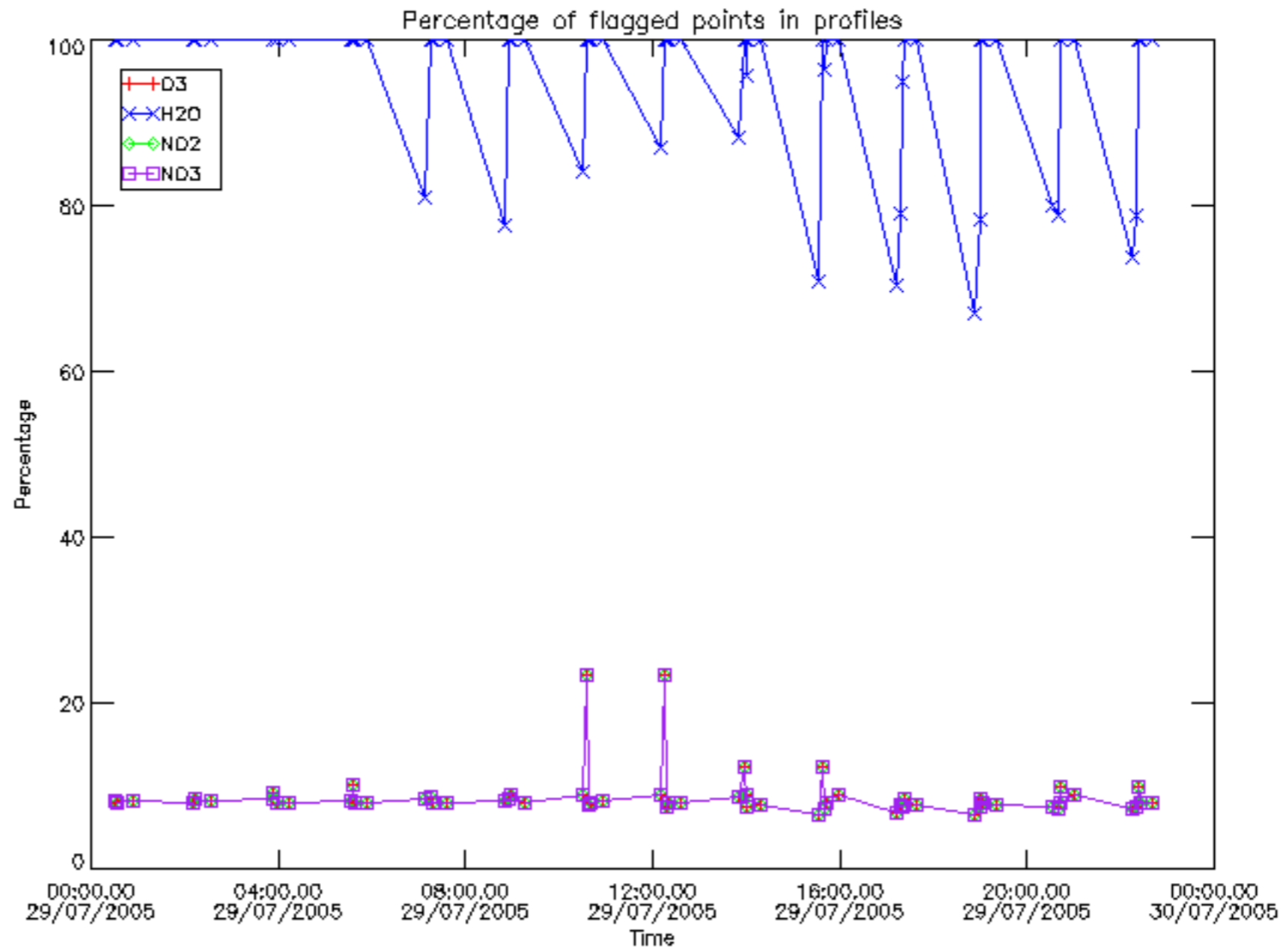
The colorbar represents the latitude.



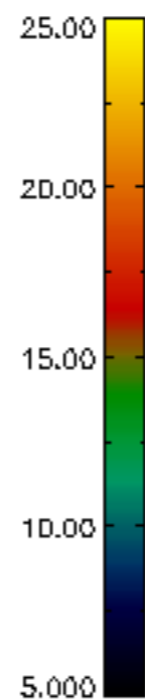
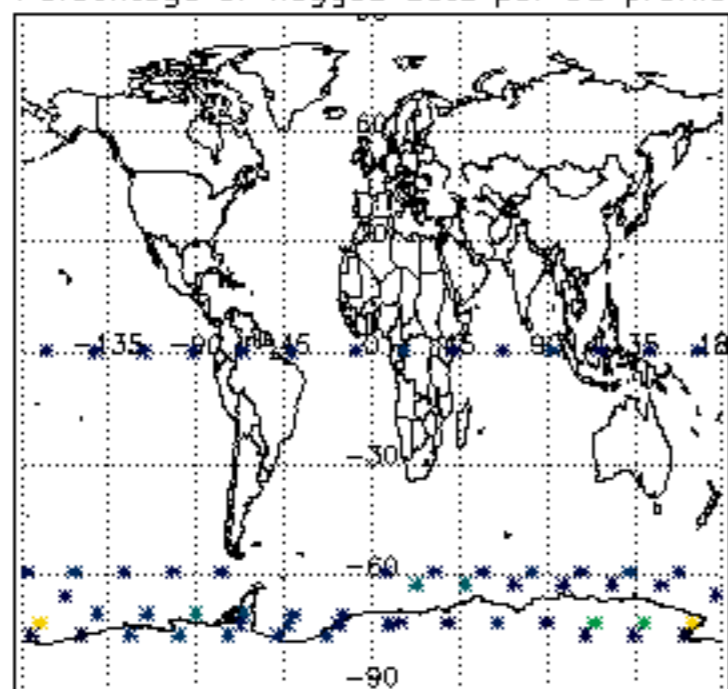
6. Auxiliary Data Files used for the production reported in section 2

The number reported in the third column indicates since which file (see list in section 2) the corresponding auxiliary file has been used. The fourth column is the date of those product files.

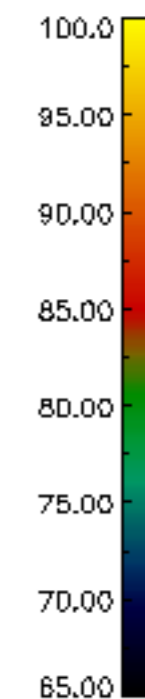
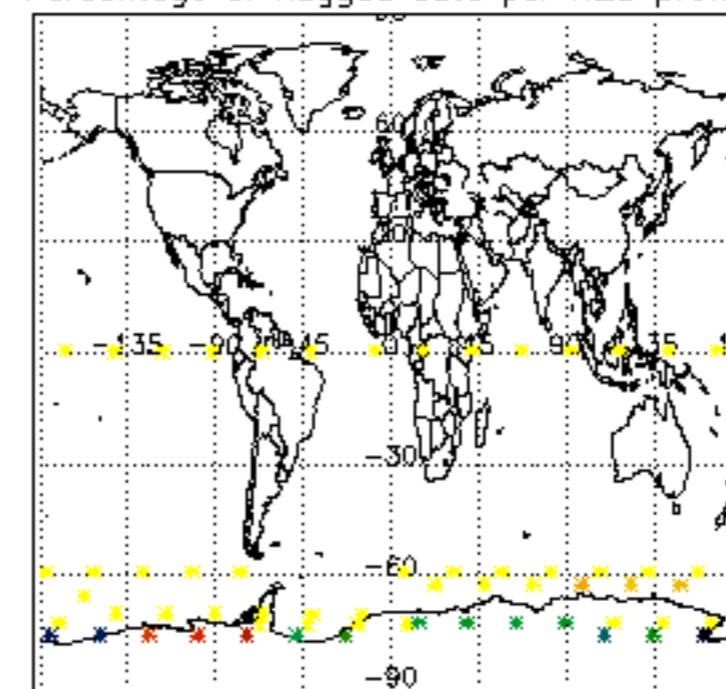
| Type | Auxiliary Filename | Used since product | Used since product date |
|---------------------------|---|--------------------|-------------------------|
| INST_PHYS_CHARACTERISTICS | GOM_INS_AXVIEC20091111_143220_20030716_120000_20500101_000000 | 1 | 29-JUL-2005 00:31:02 |
| LEVEL-2_PROC_CONFIG | GOM_PR2_AXVIEC20091111_152718_20020301_000000_20500101_000000 | 1 | 29-JUL-2005 00:31:02 |
| CROSS_SECTIONS_FILE | GOM_CRS_AXVIEC20091111_154832_20020301_000000_20500101_000000 | 1 | 29-JUL-2005 00:31:02 |



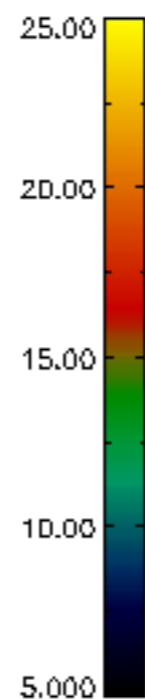
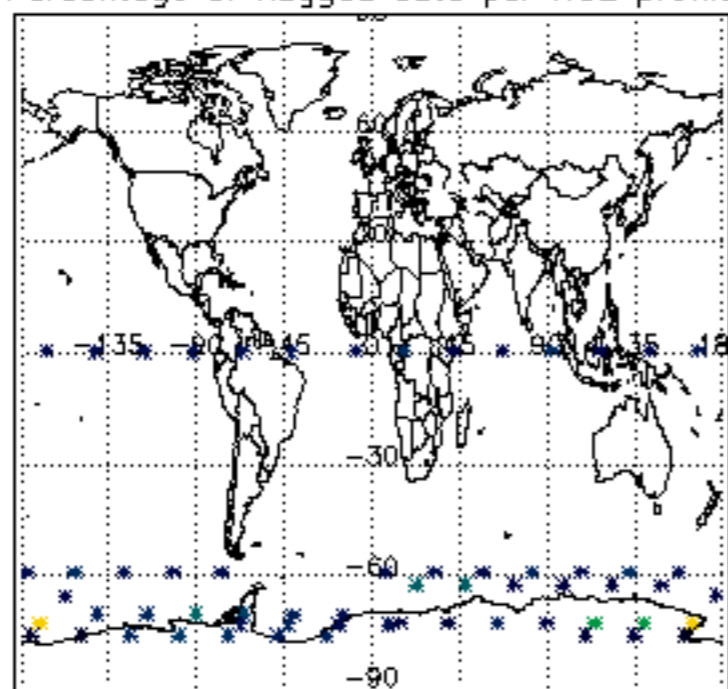
Percentage of flagged data per D3 profile



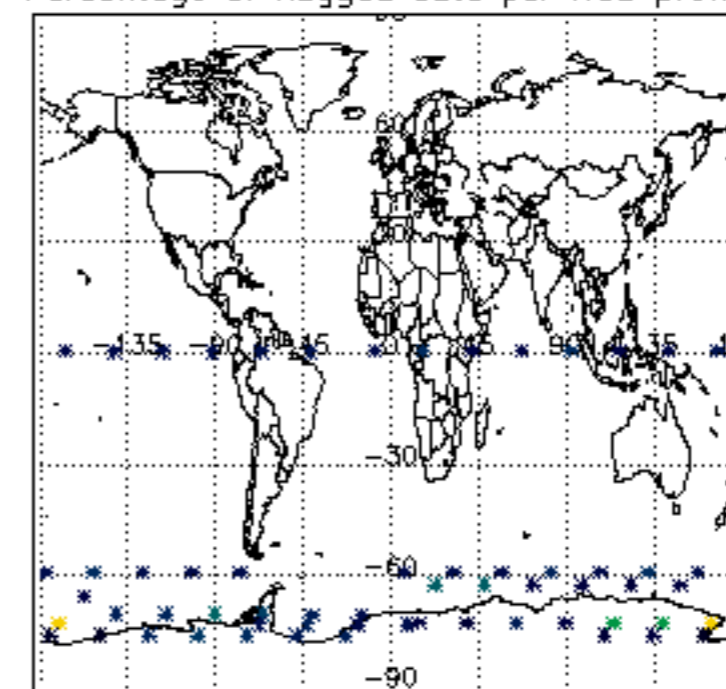
Percentage of flagged data per H2O profile

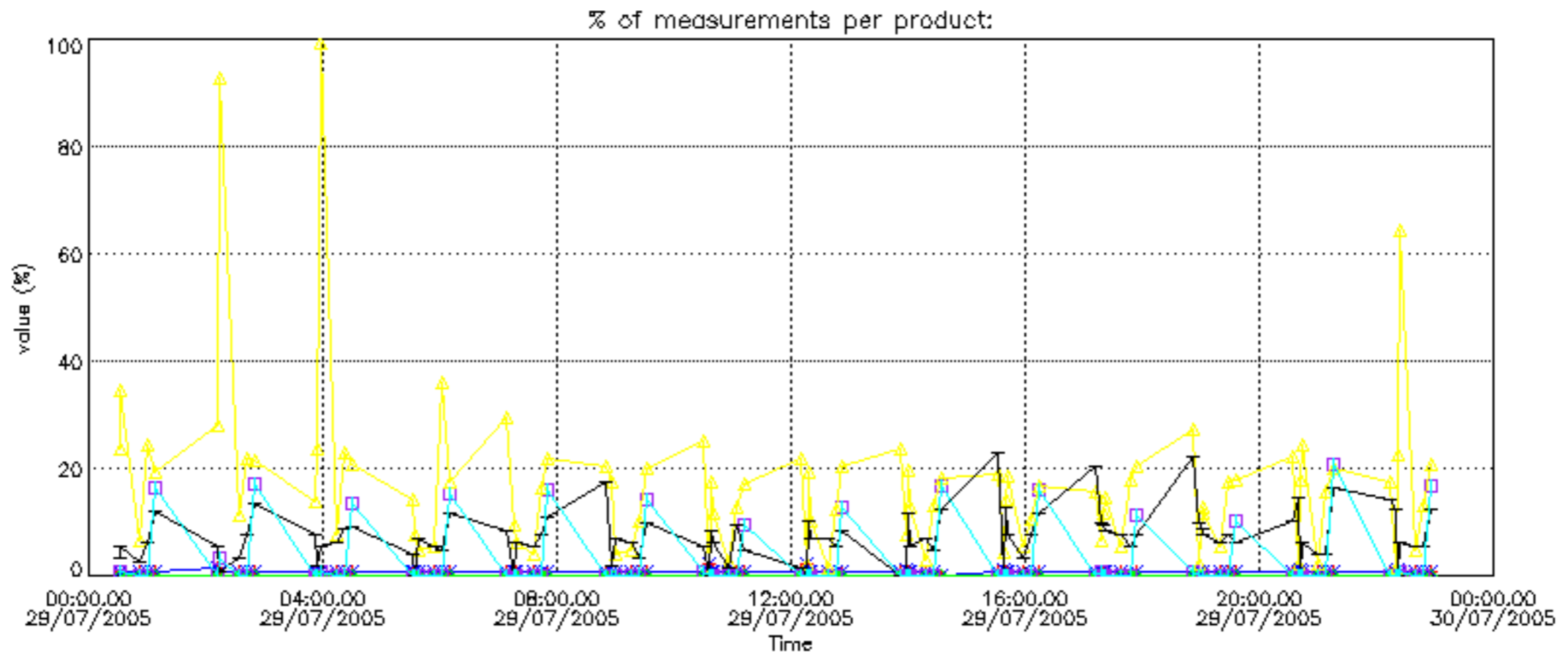


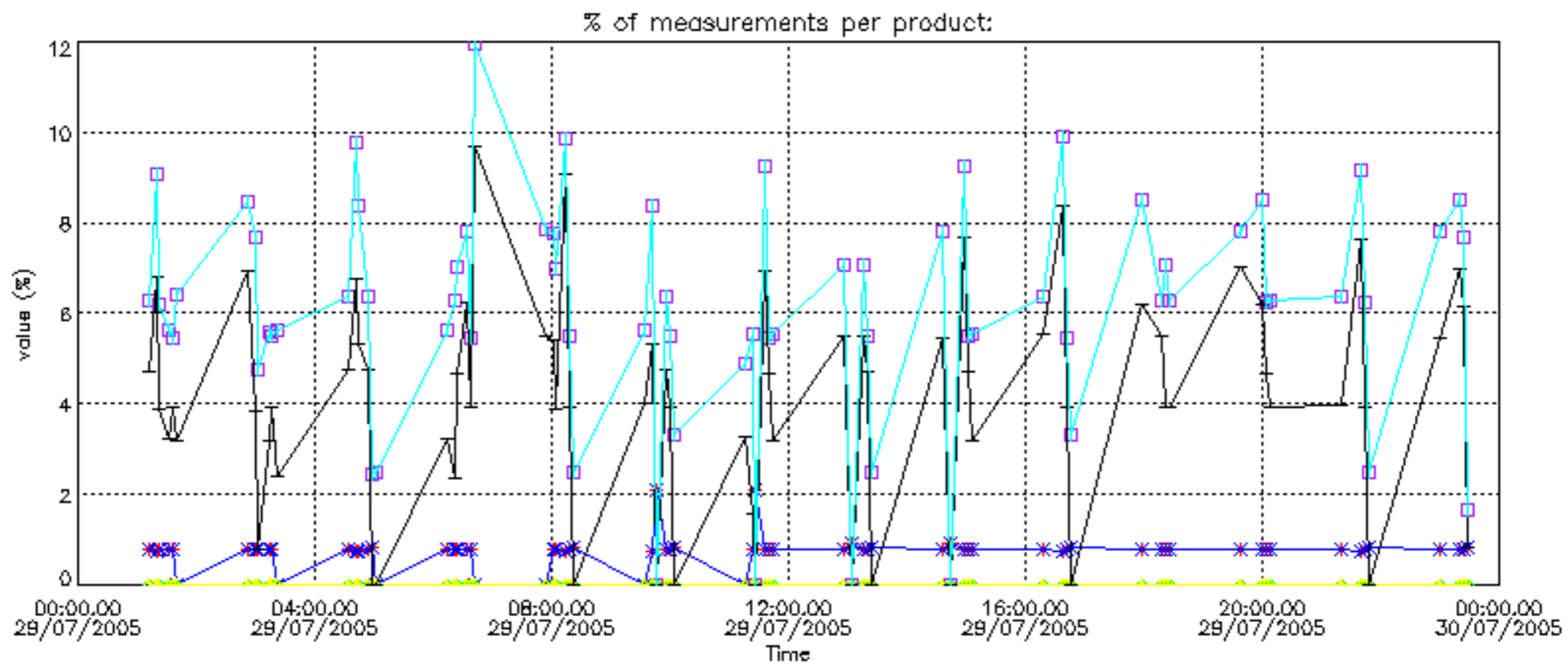
Percentage of flagged data per NO2 profile



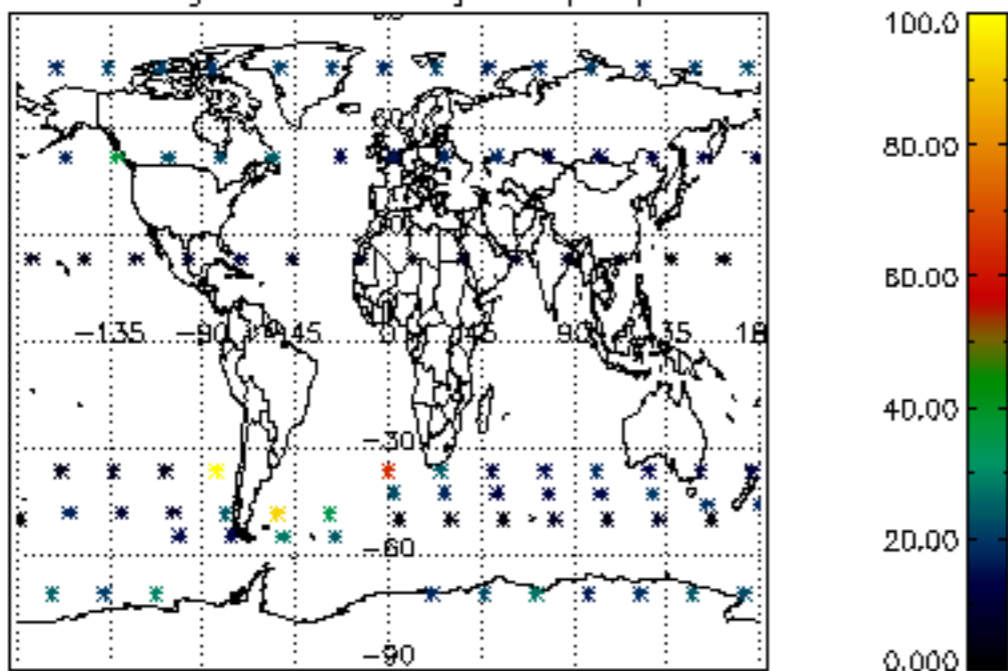
Percentage of flagged data per NO3 profile



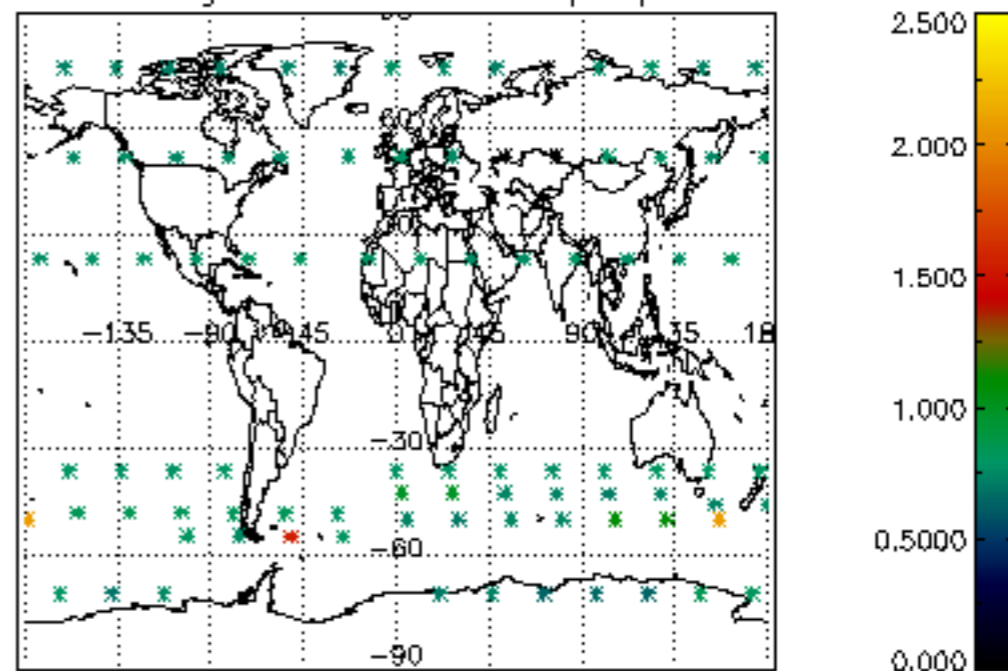




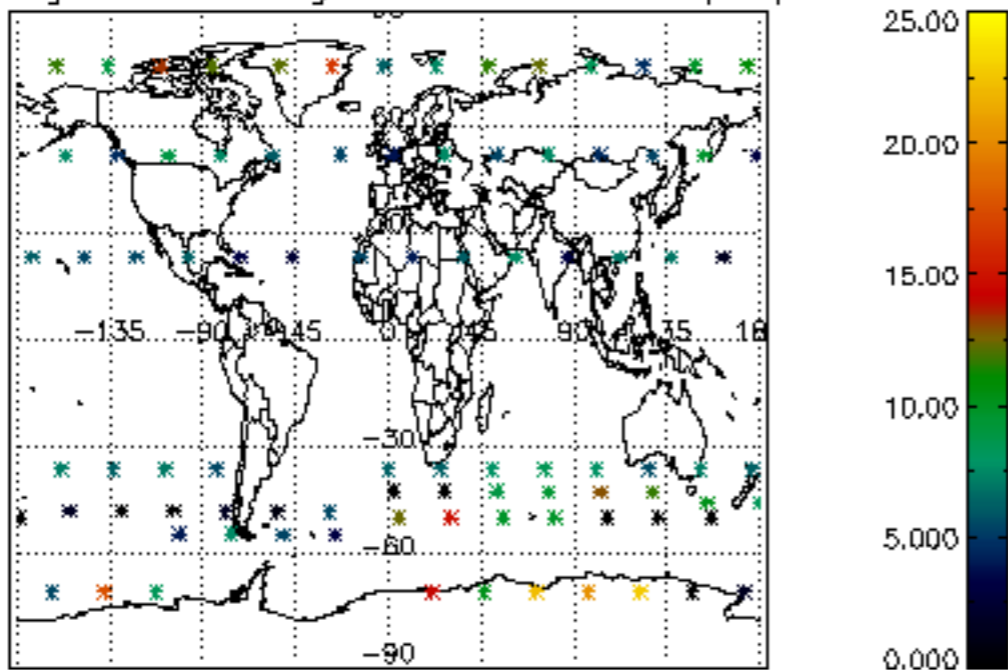
Percentage of cosmic ray hits per profile



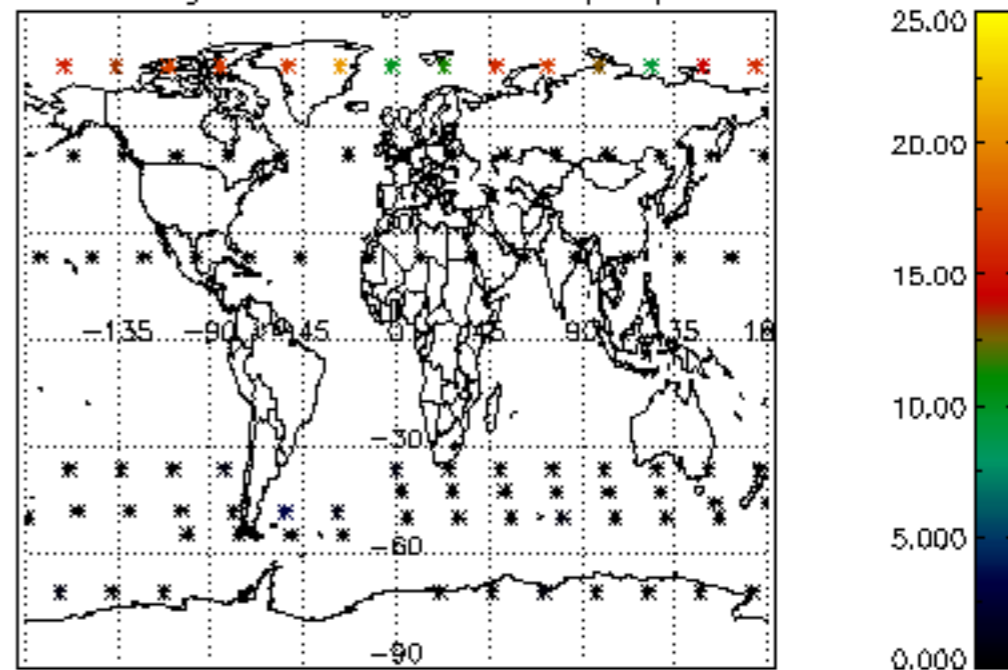
Percentage of datation errors per profile



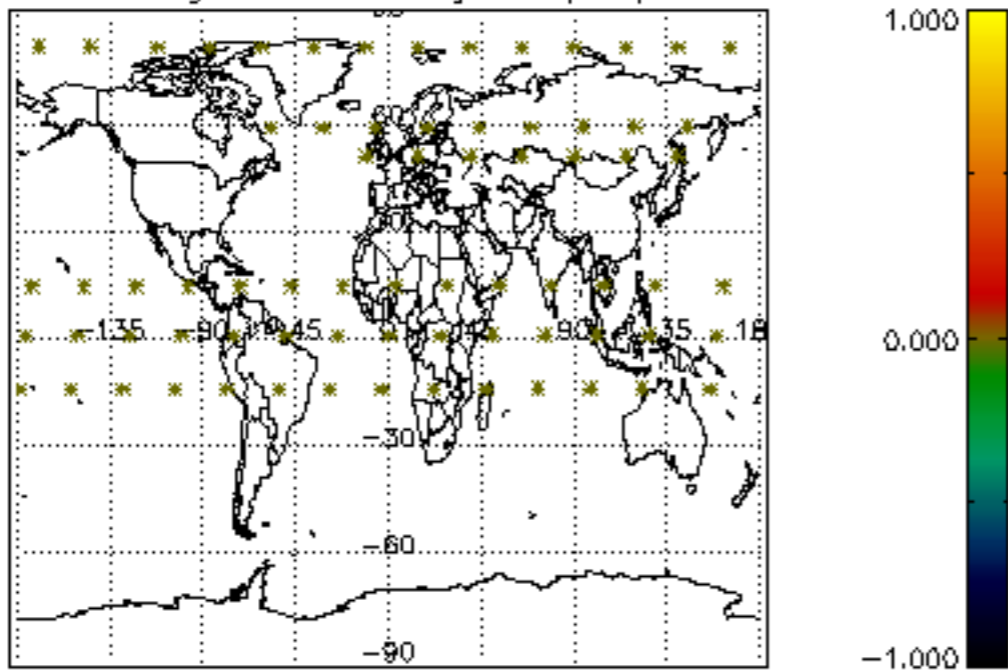
Percentage of star falling outside central band per profile



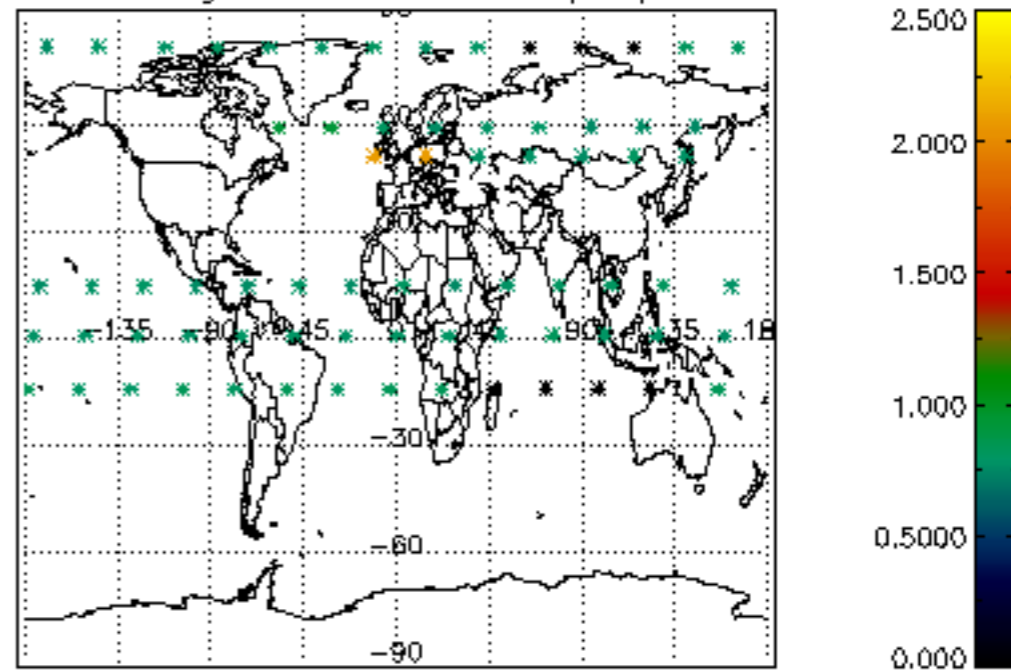
Percentage of saturation errors per profile



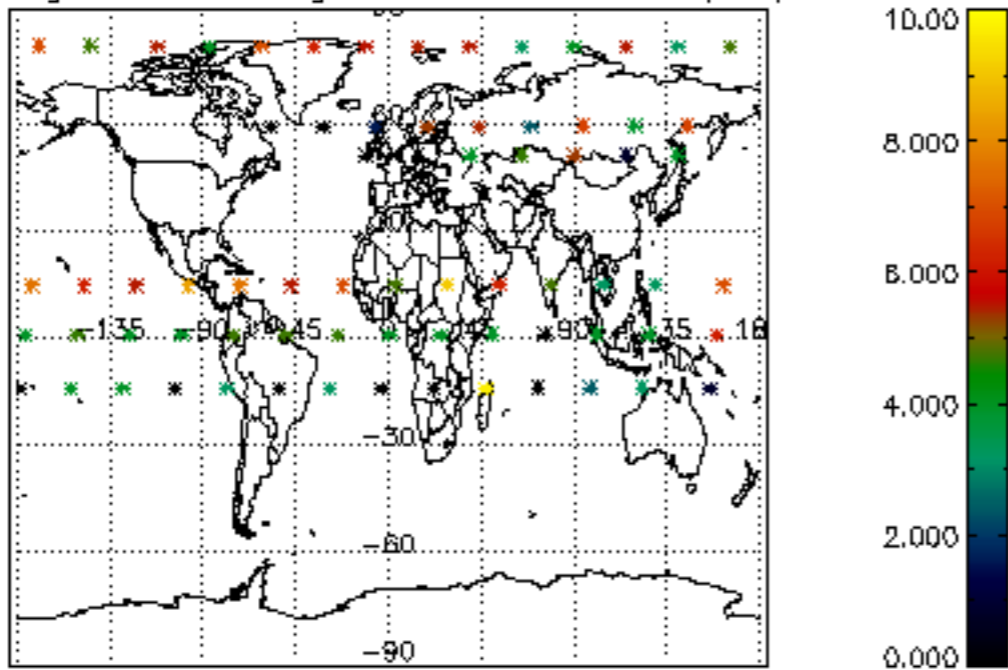
Percentage of cosmic ray hits per profile



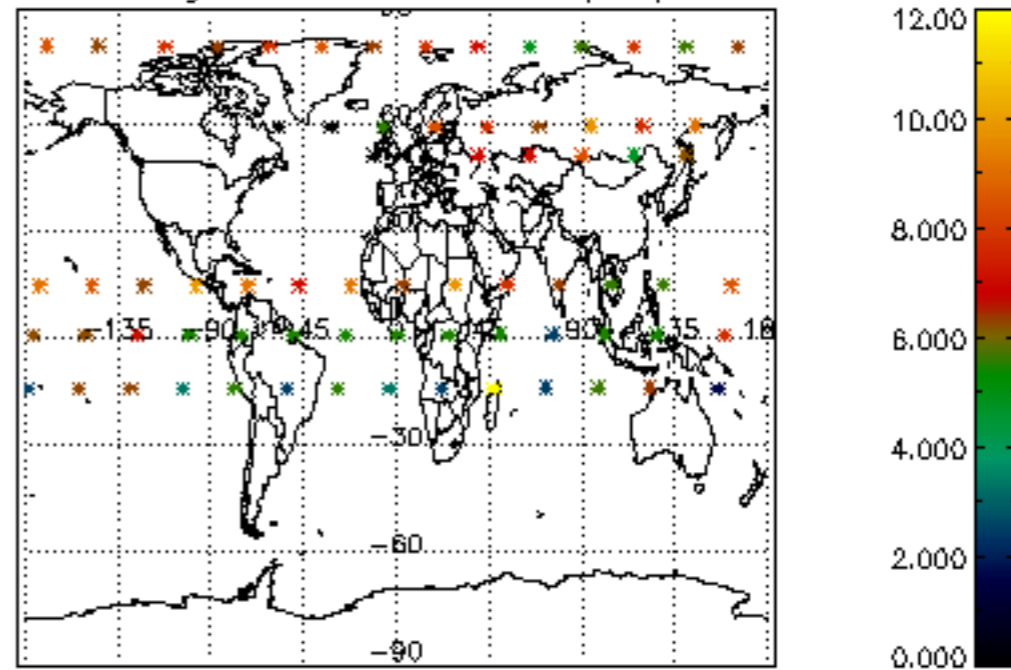
Percentage of datation errors per profile

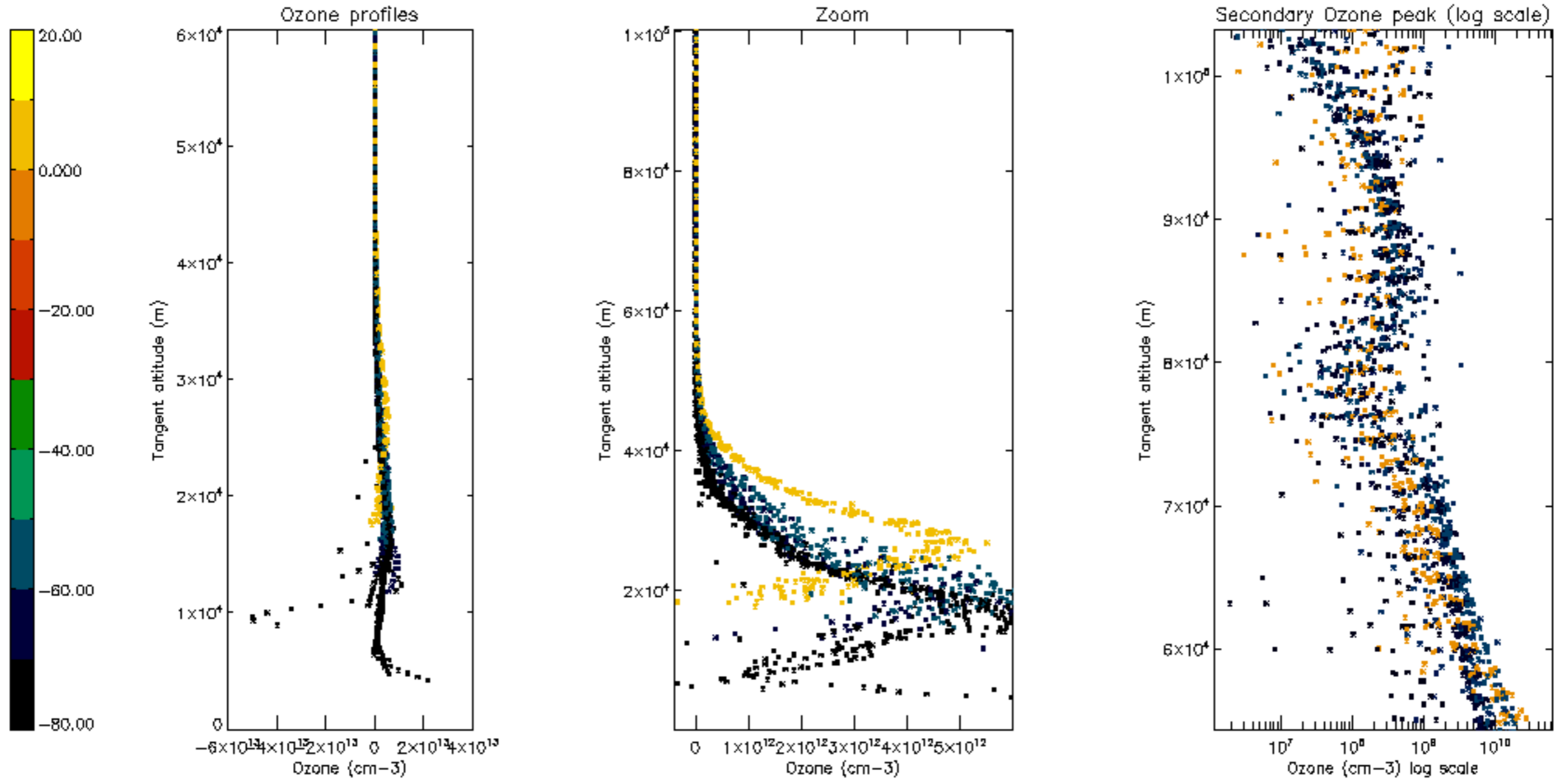


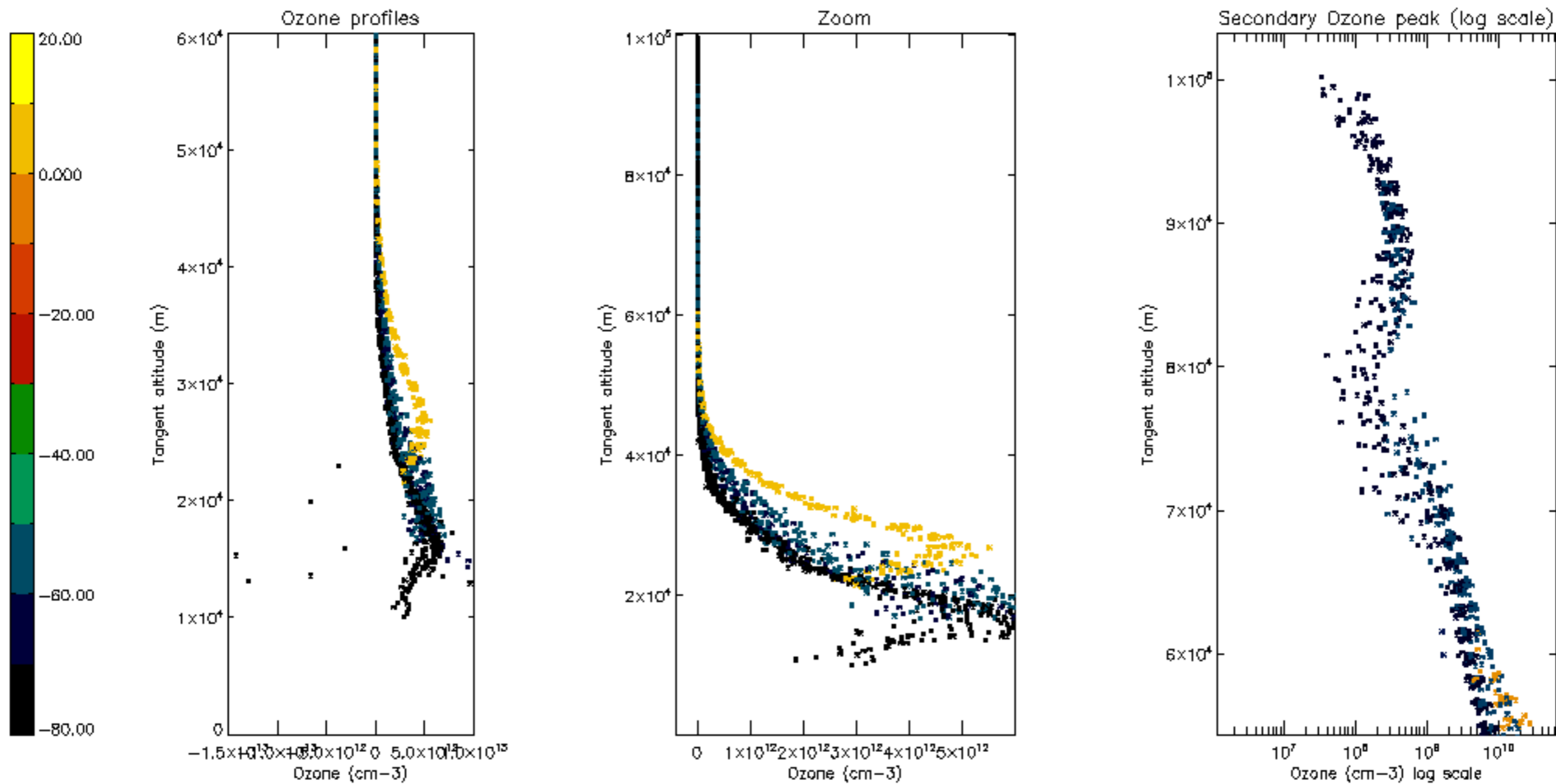
Percentage of star falling outside central band per profile

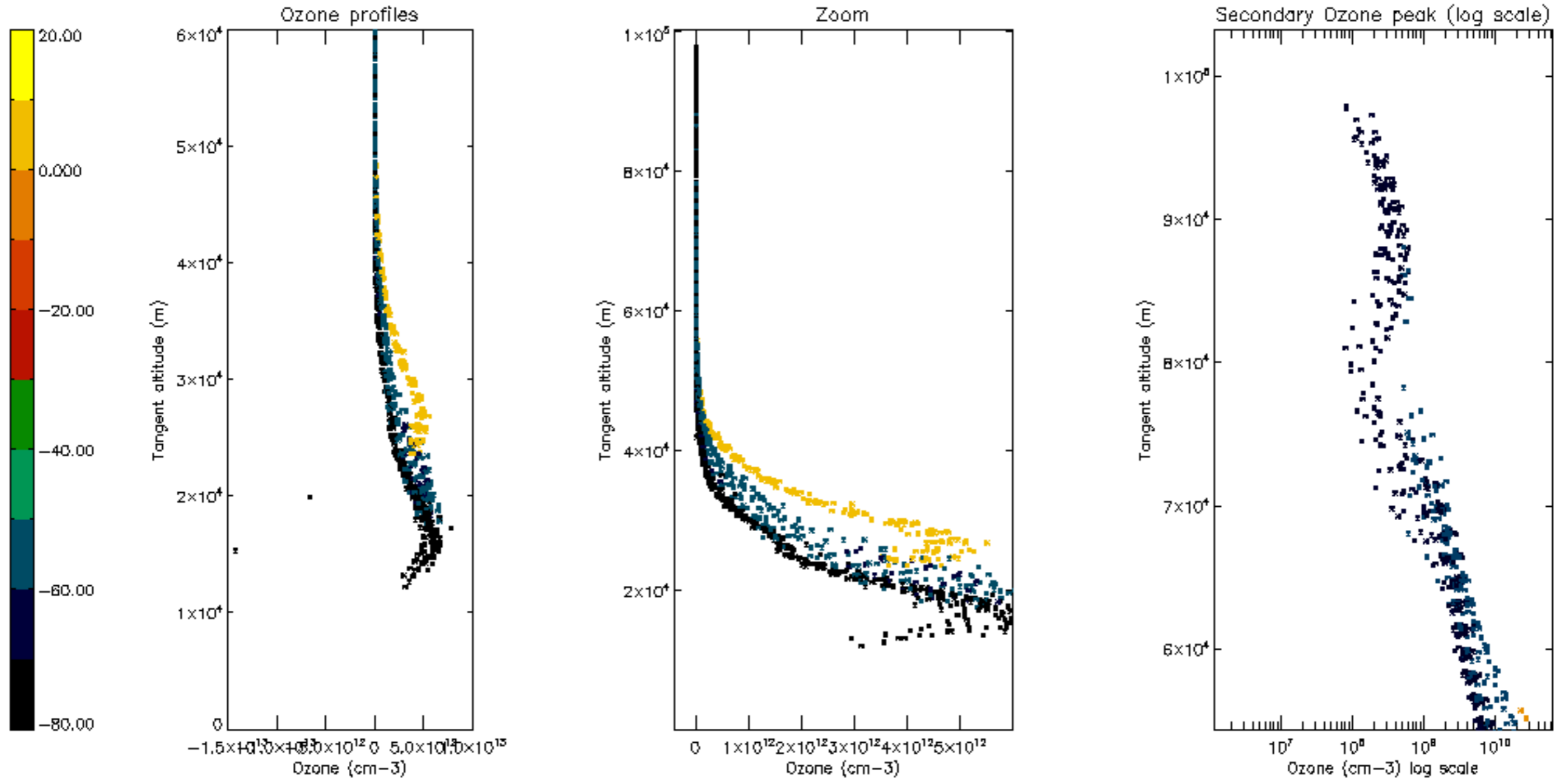


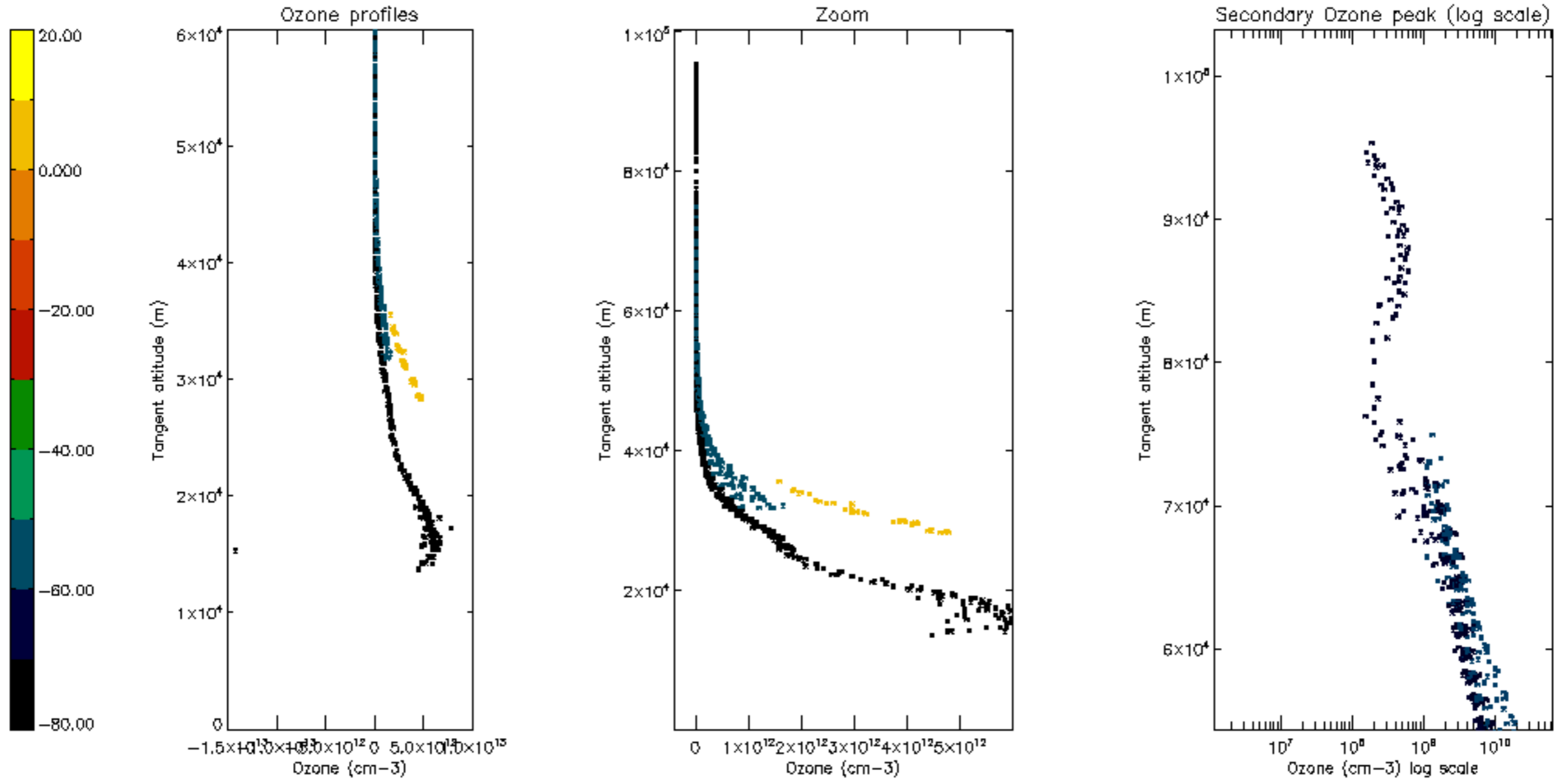
Percentage of saturation errors per profile

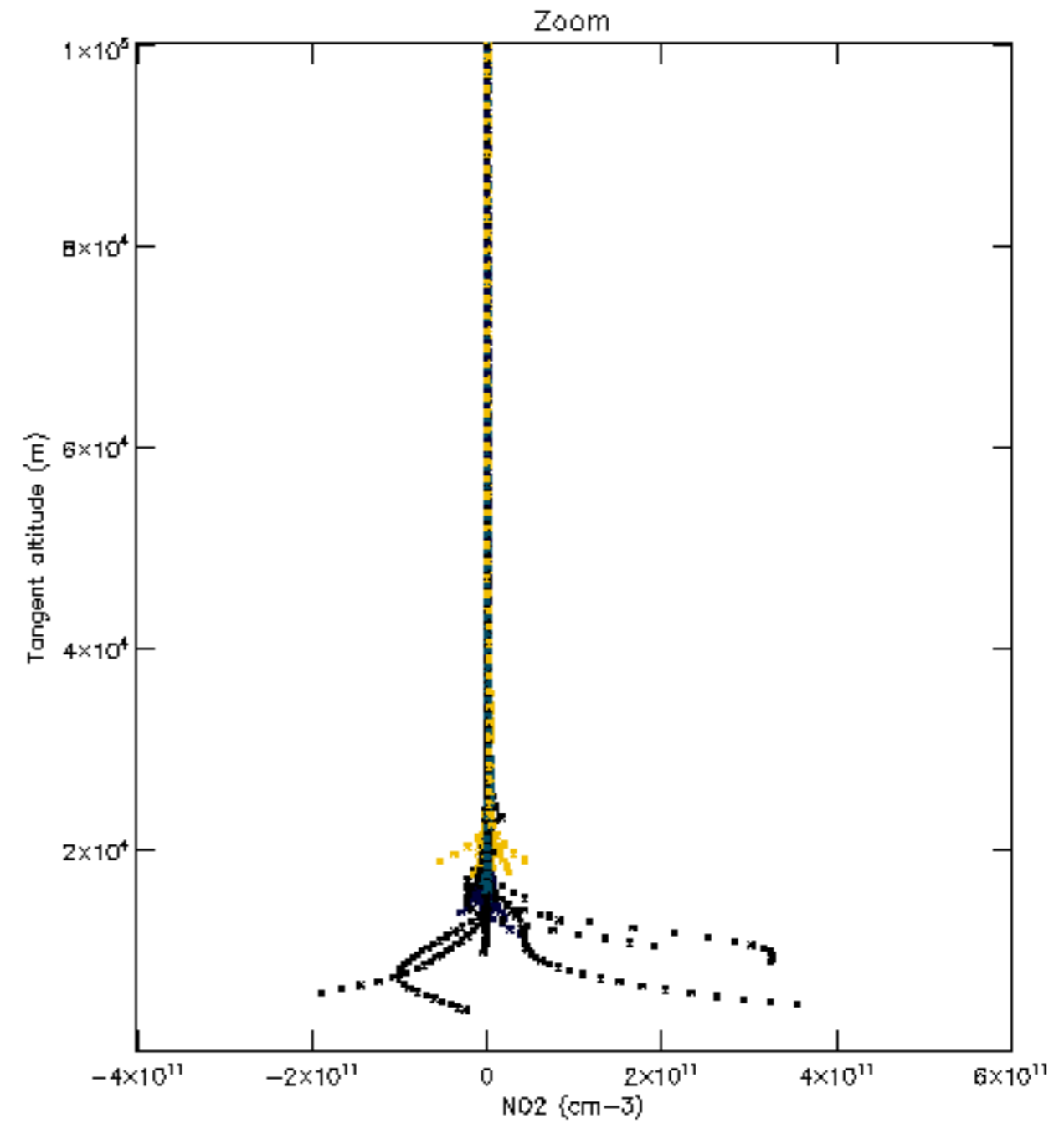
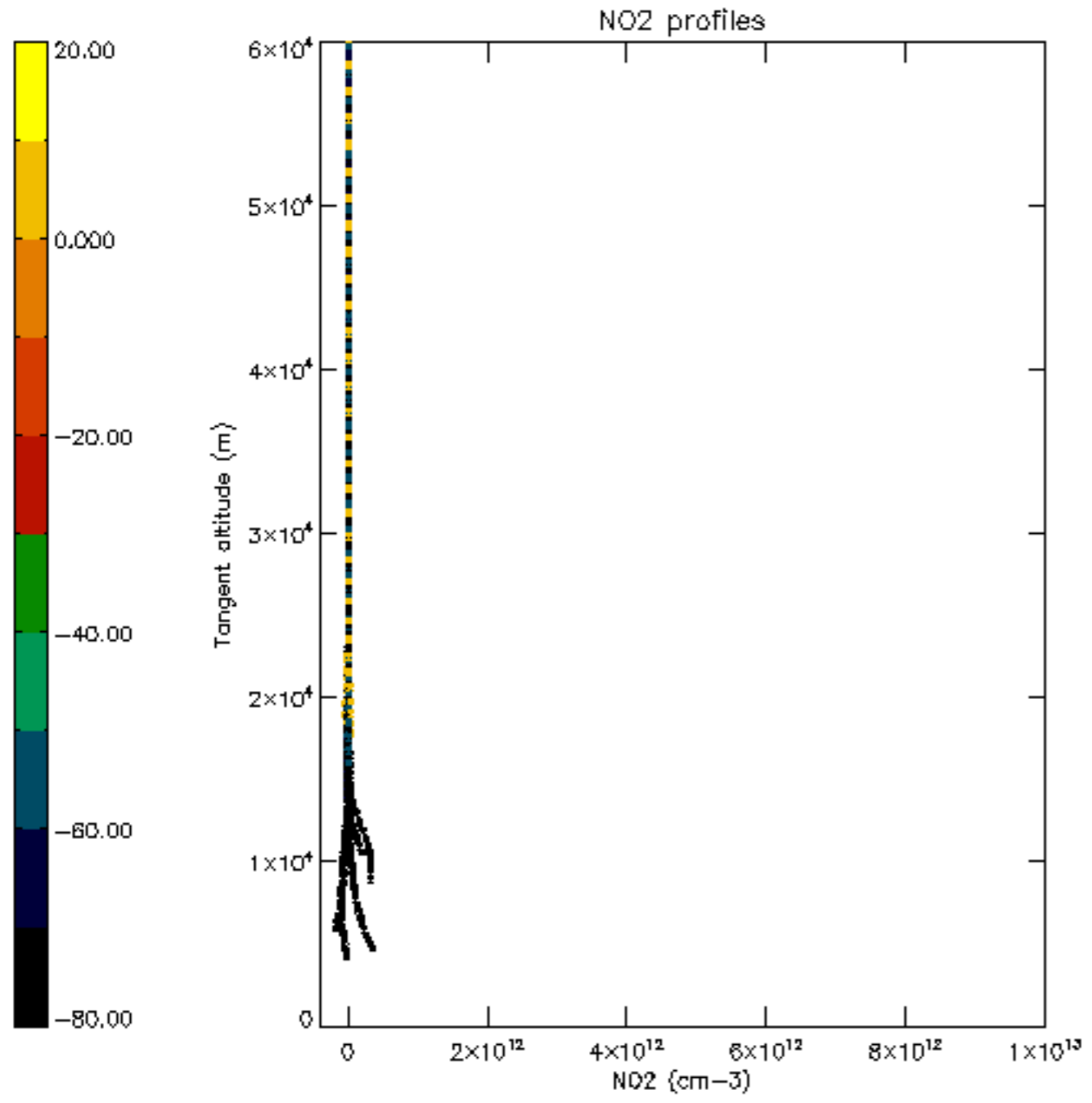


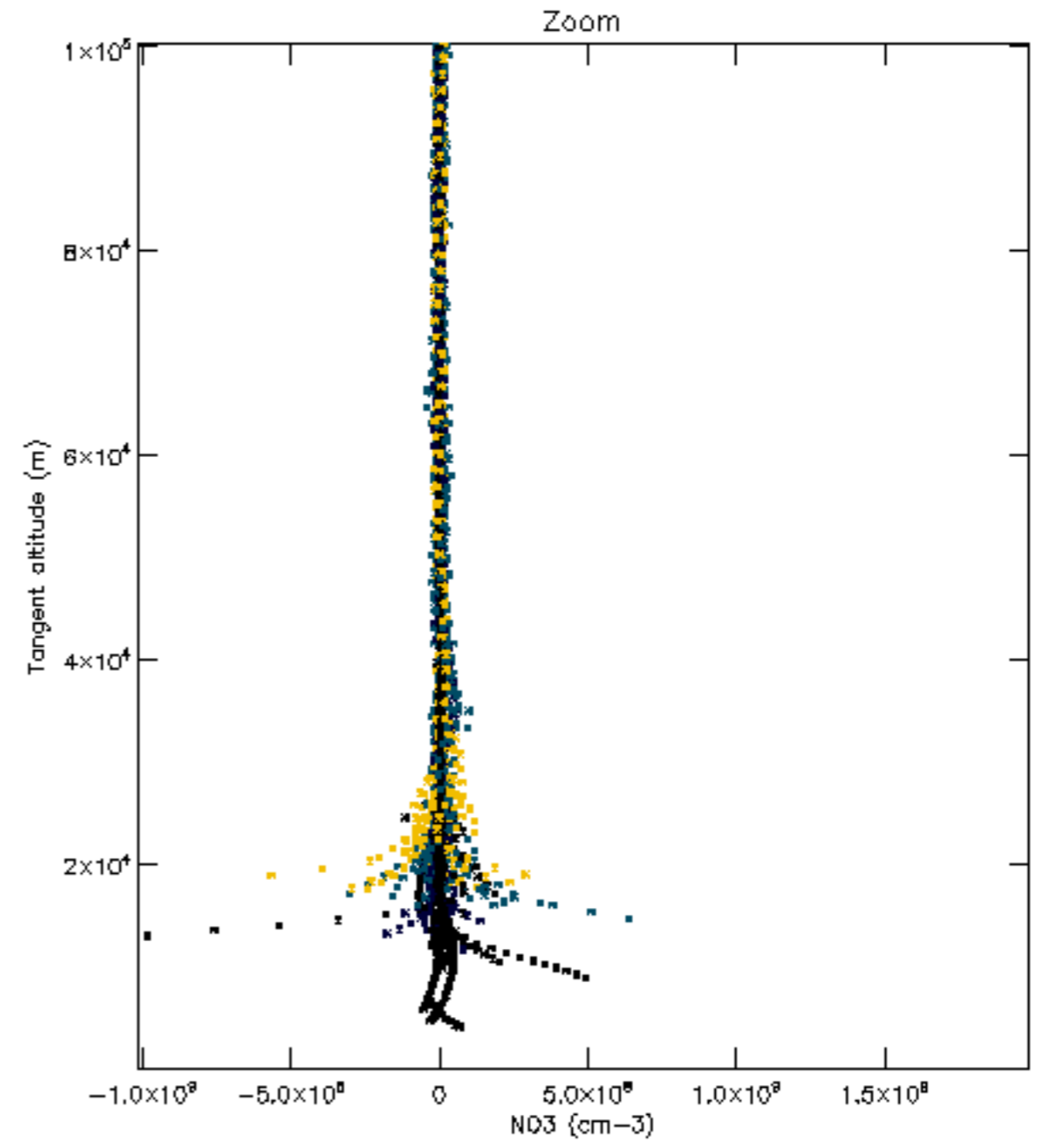
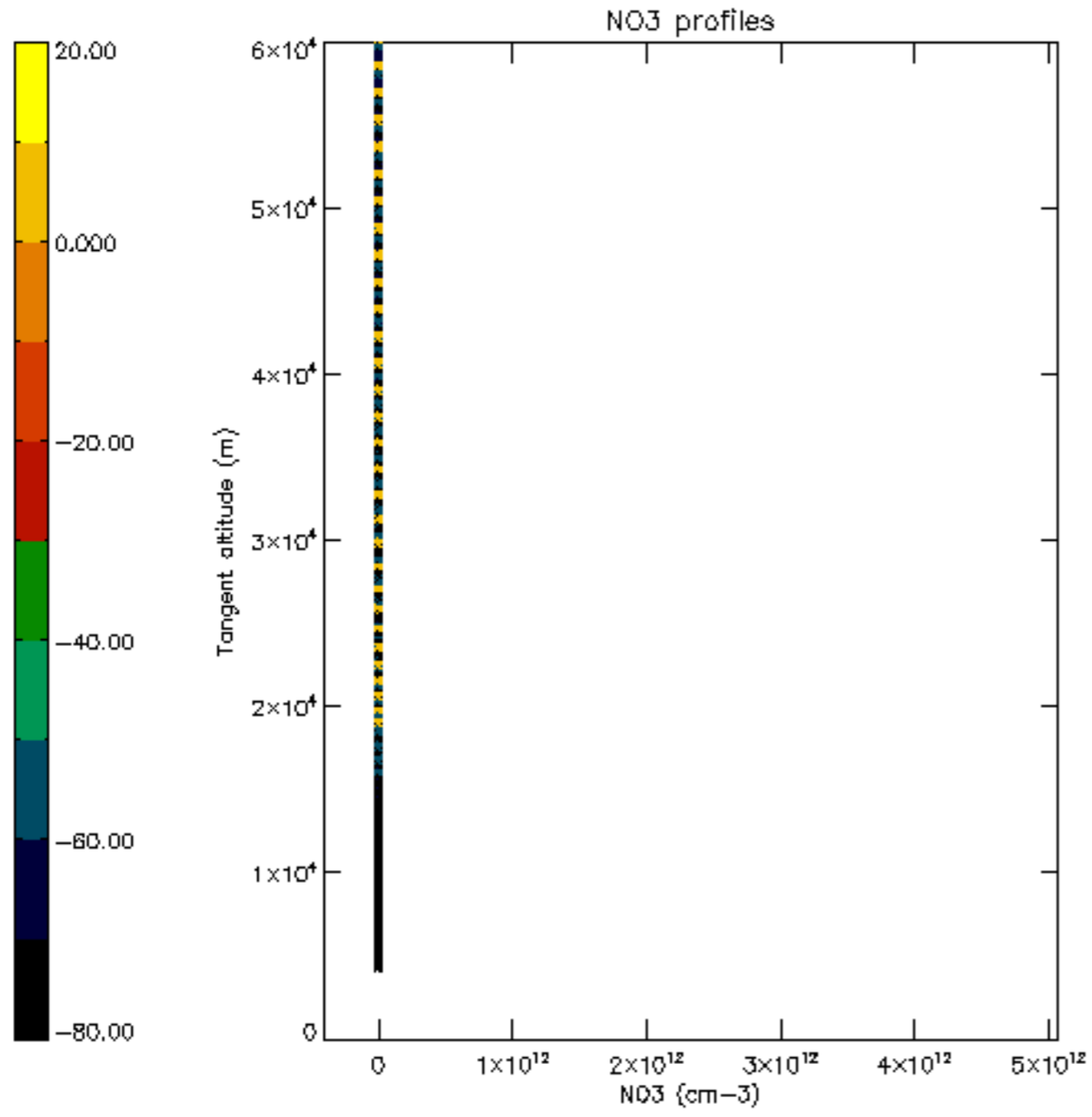


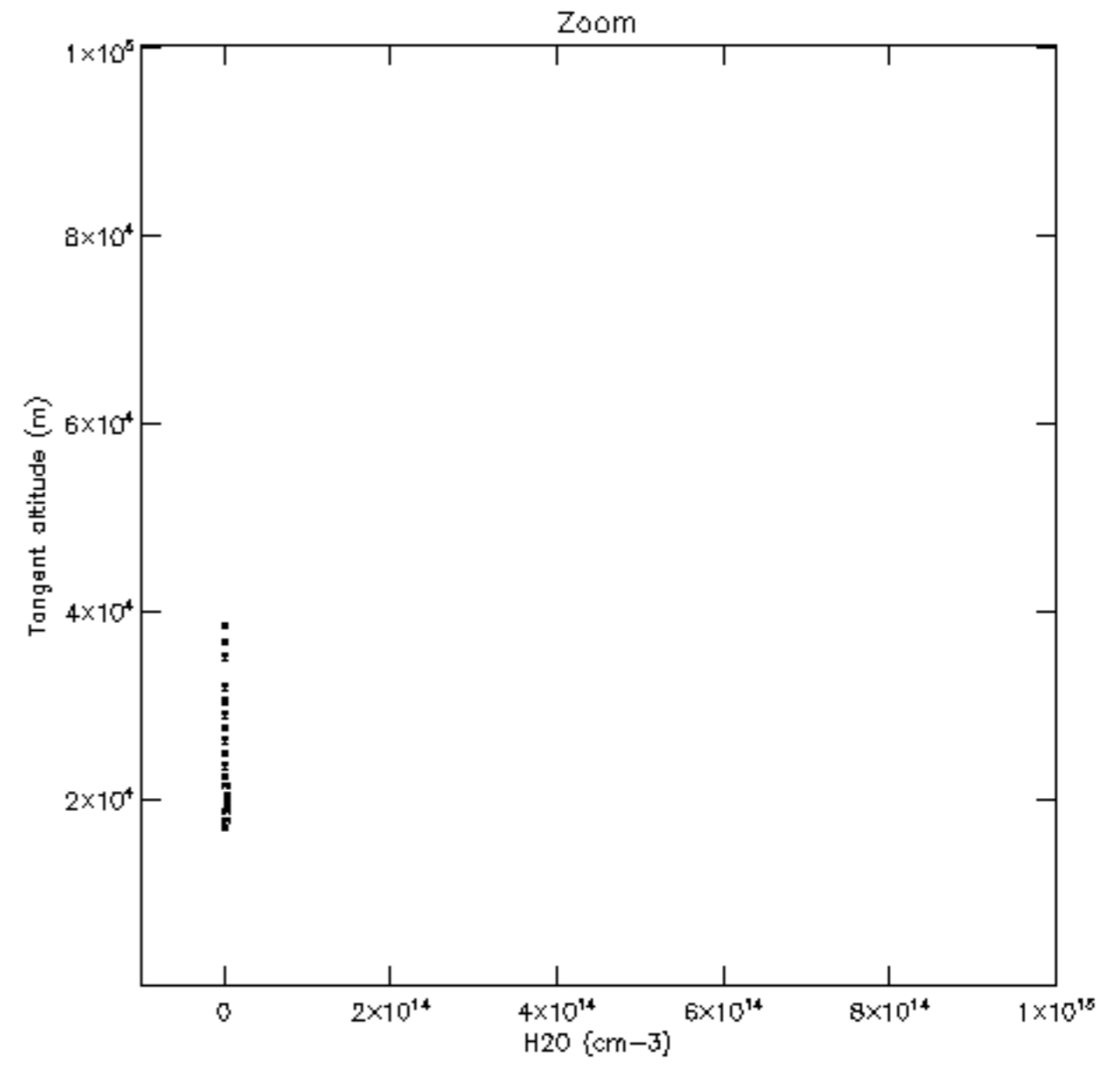
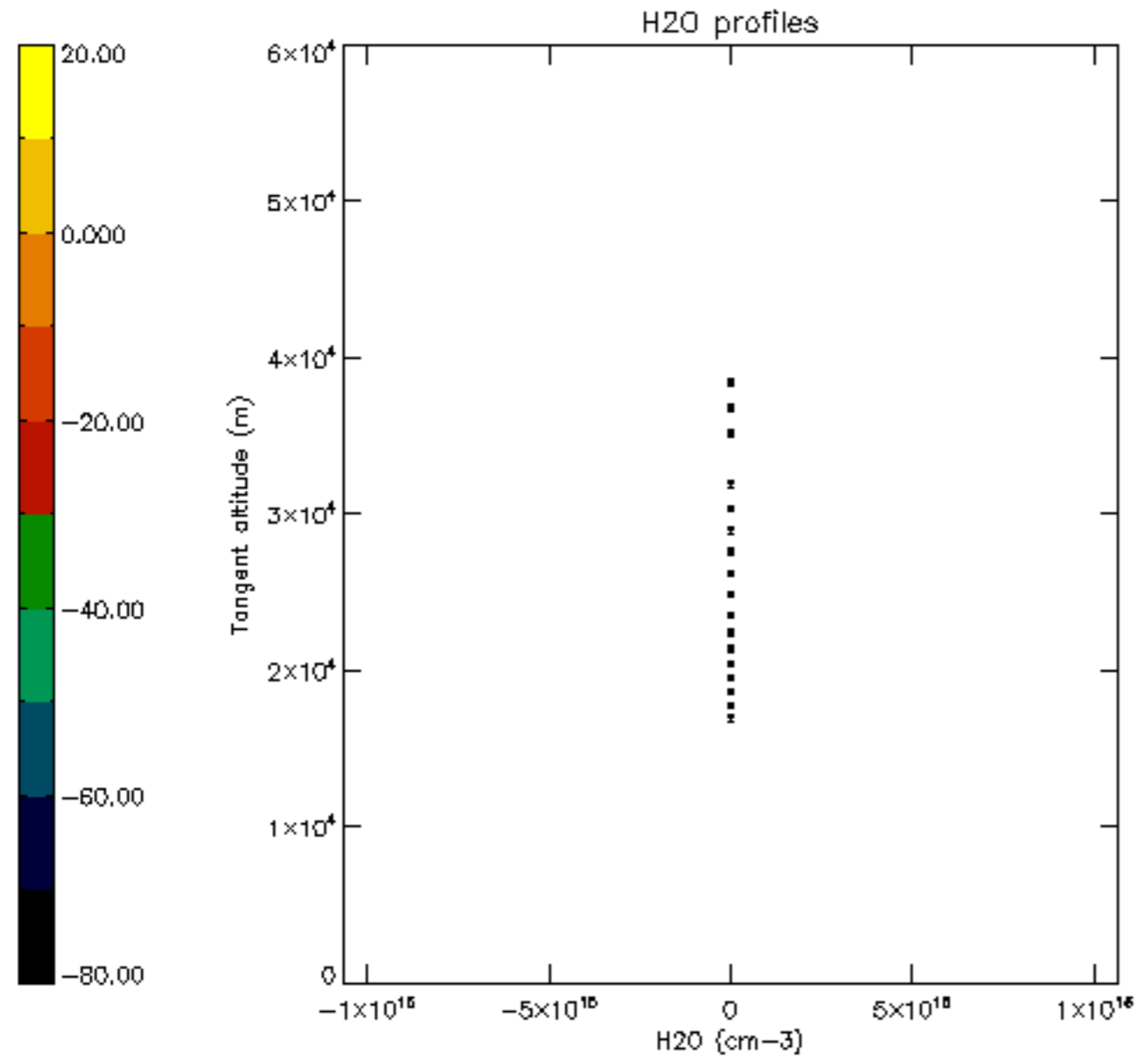


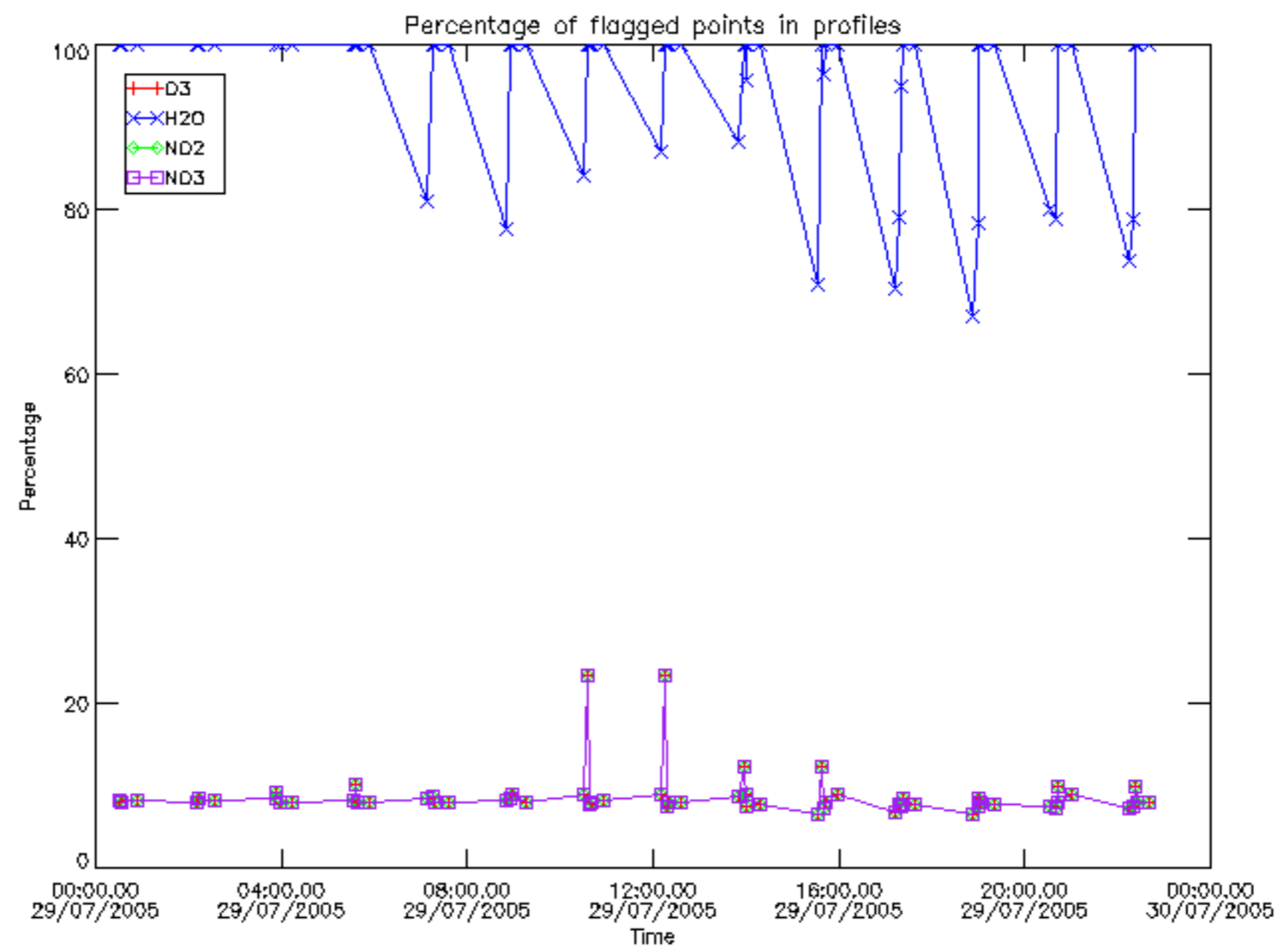




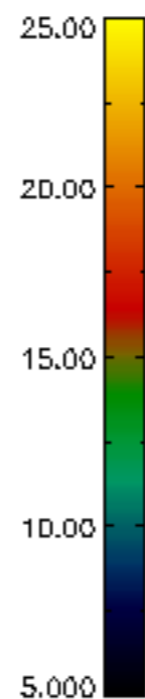
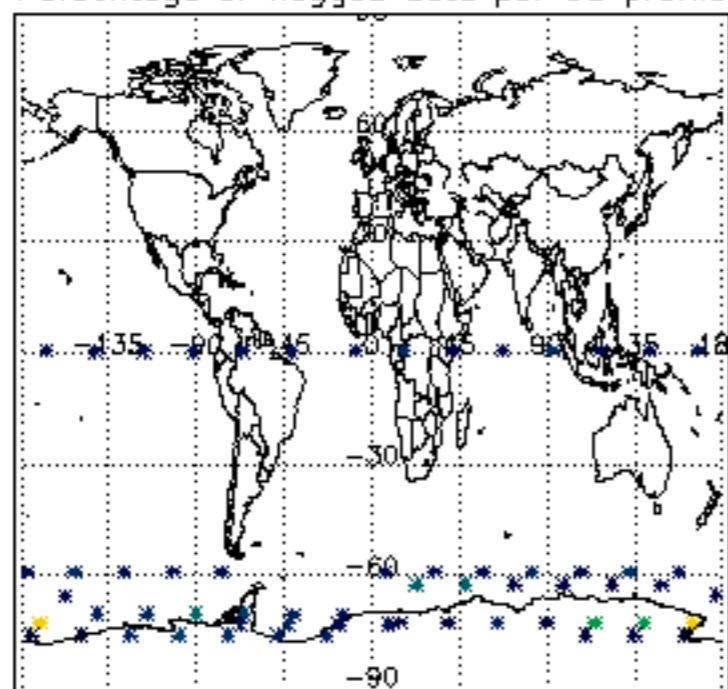




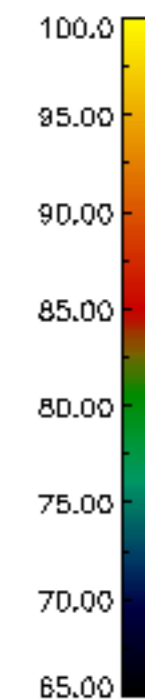
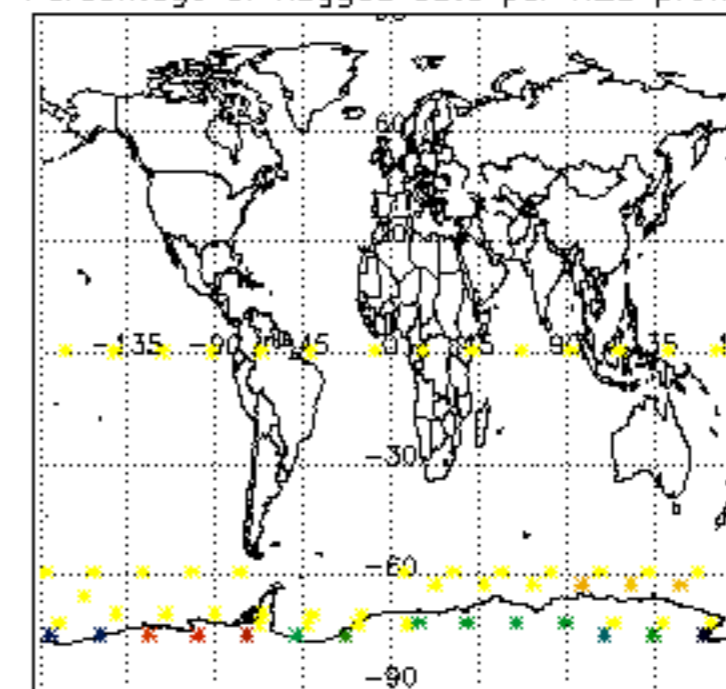




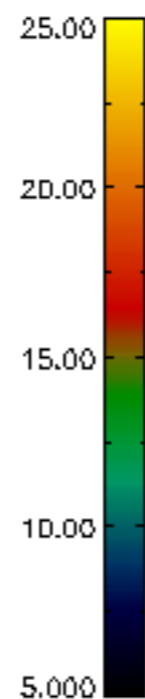
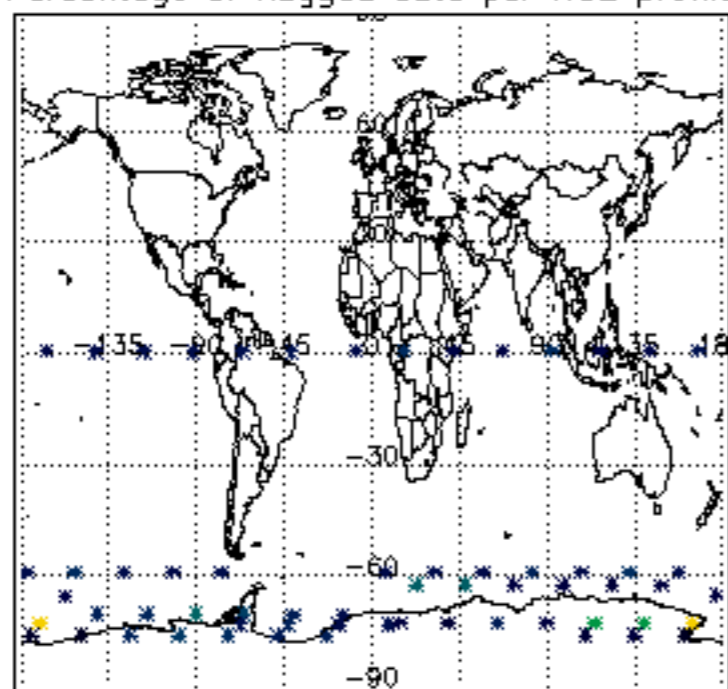
Percentage of flagged data per D3 profile



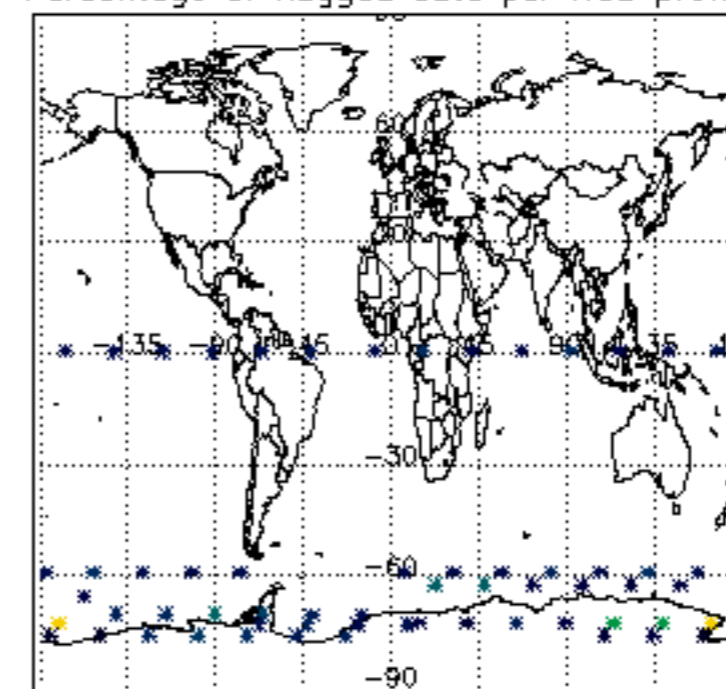
Percentage of flagged data per H2O profile

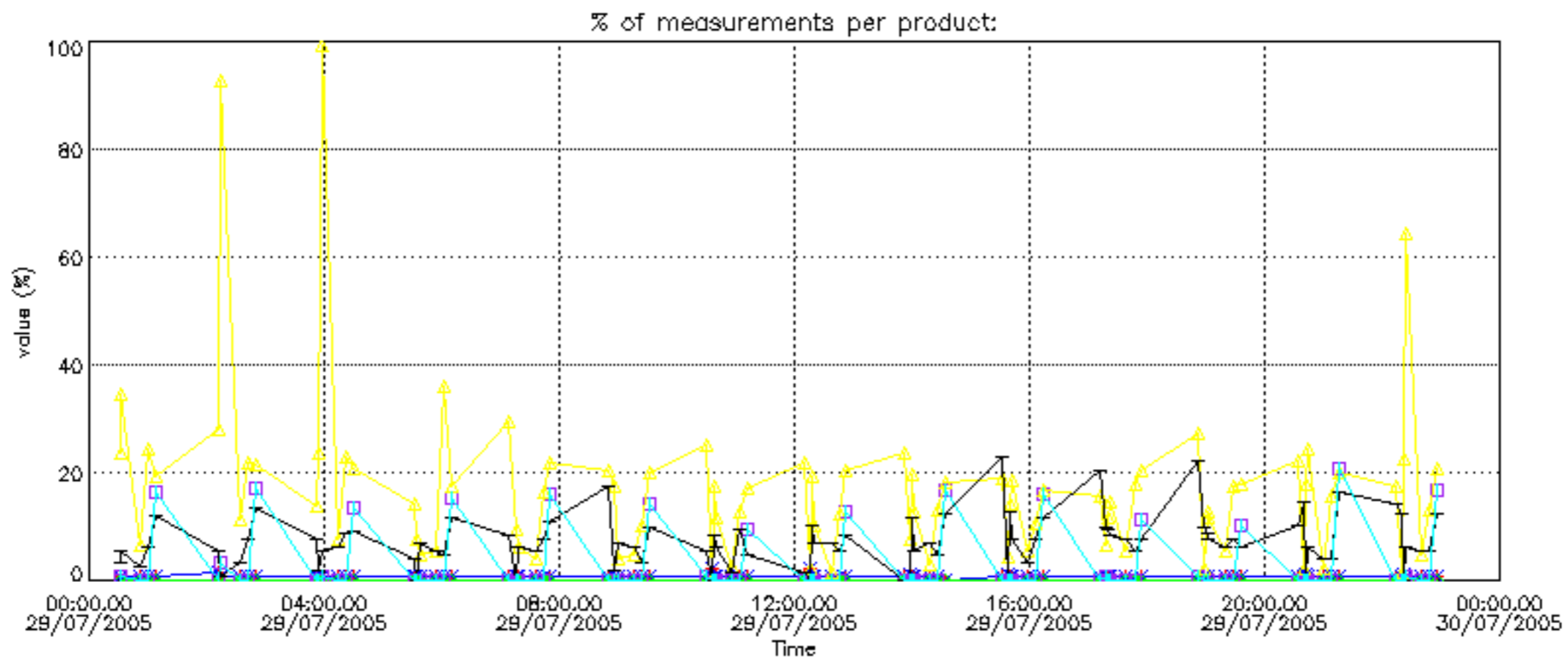


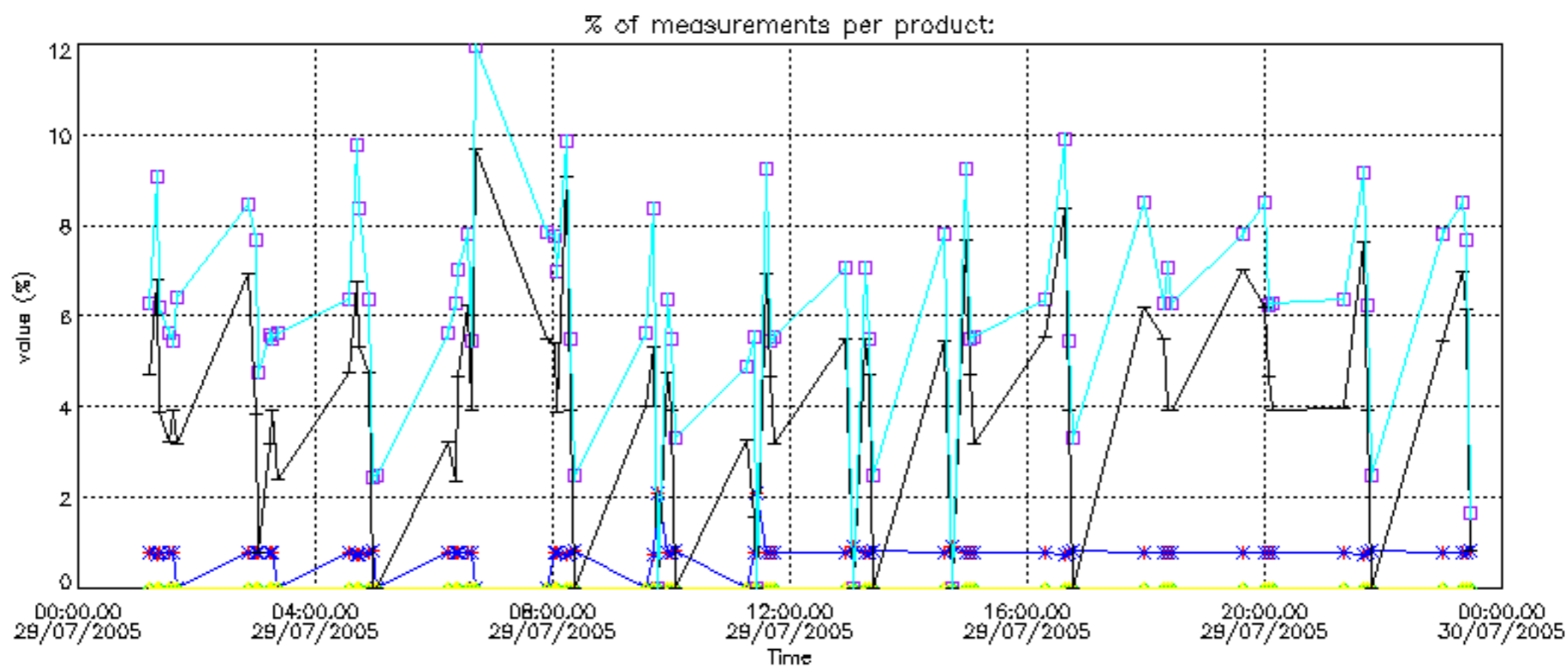
Percentage of flagged data per NO2 profile



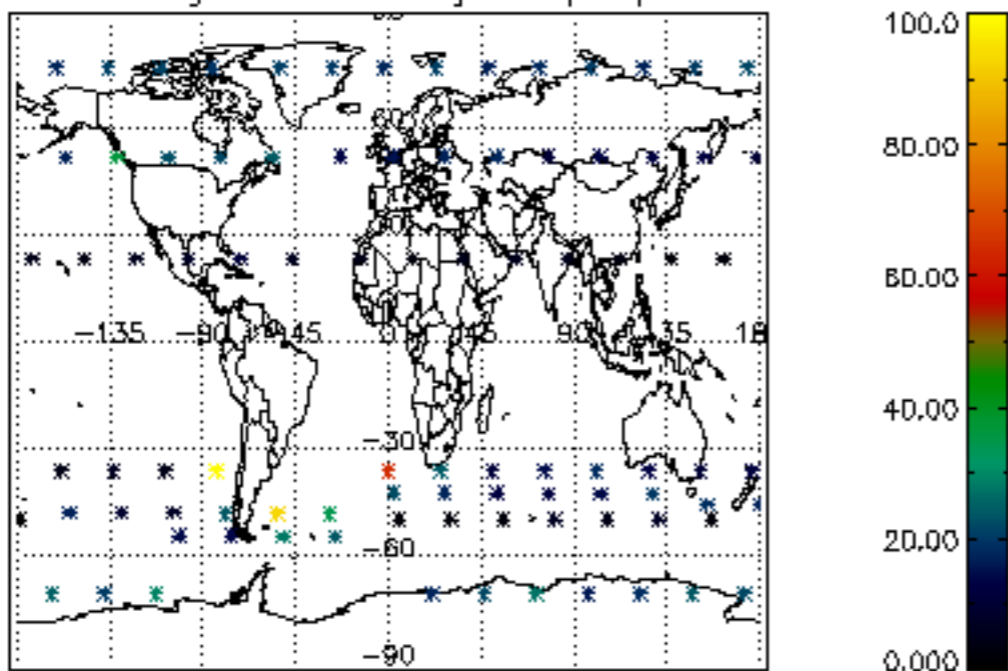
Percentage of flagged data per NO3 profile



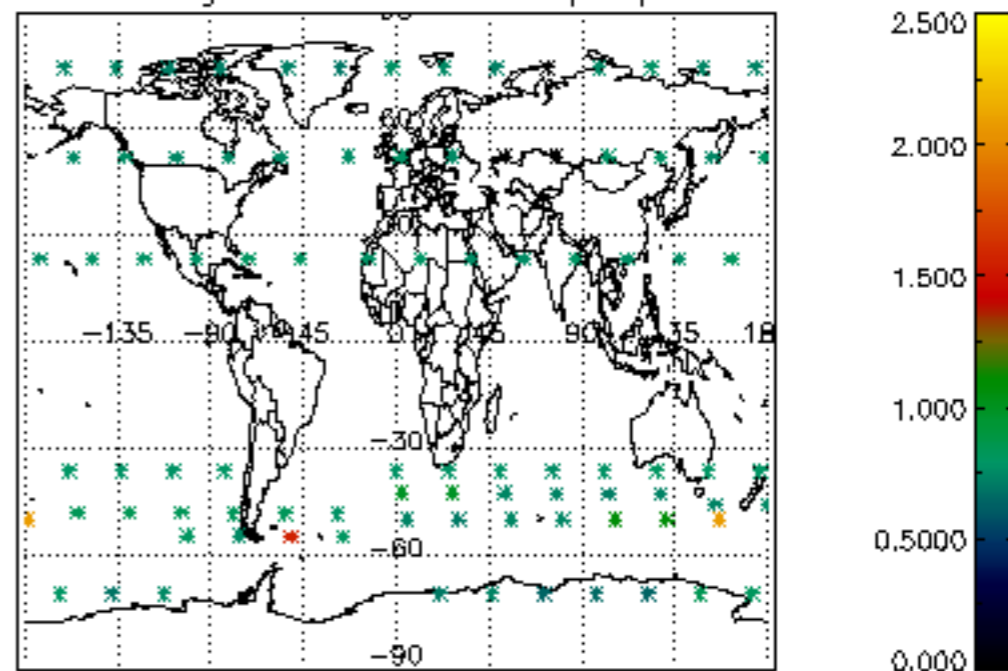




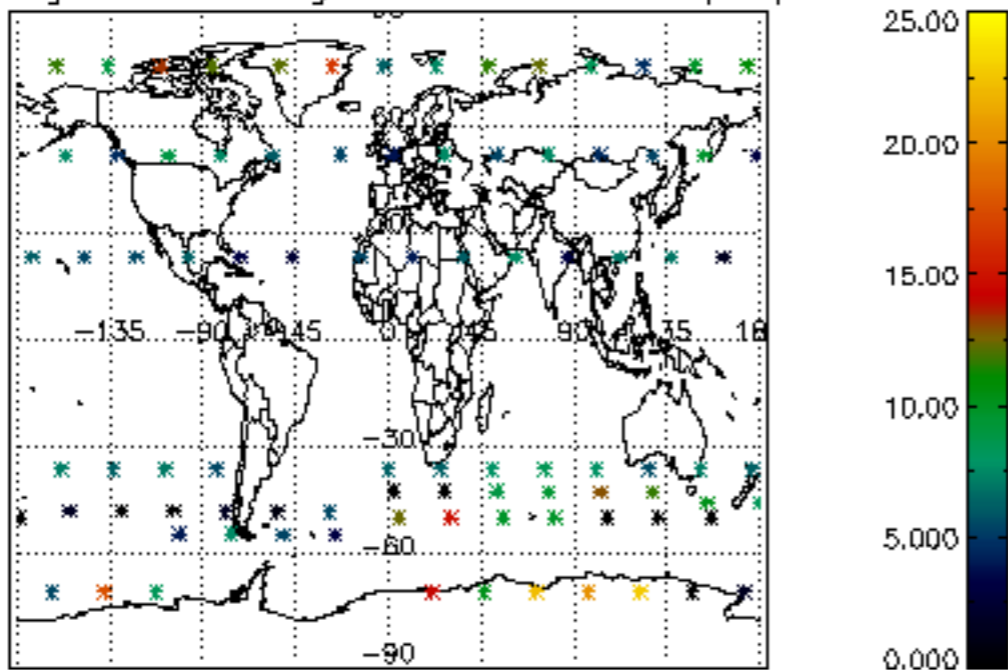
Percentage of cosmic ray hits per profile



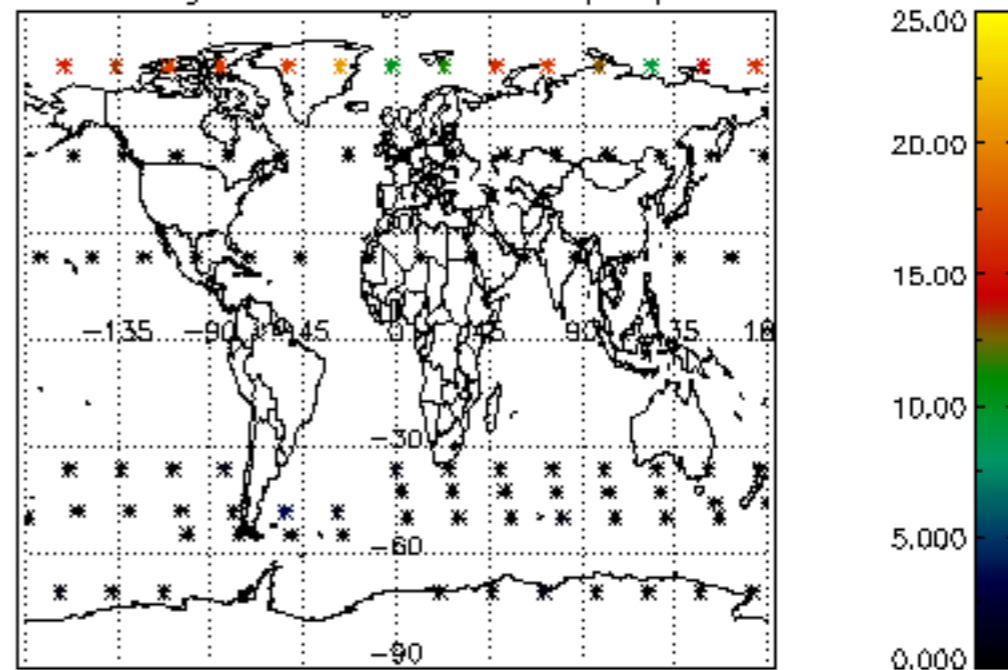
Percentage of datation errors per profile



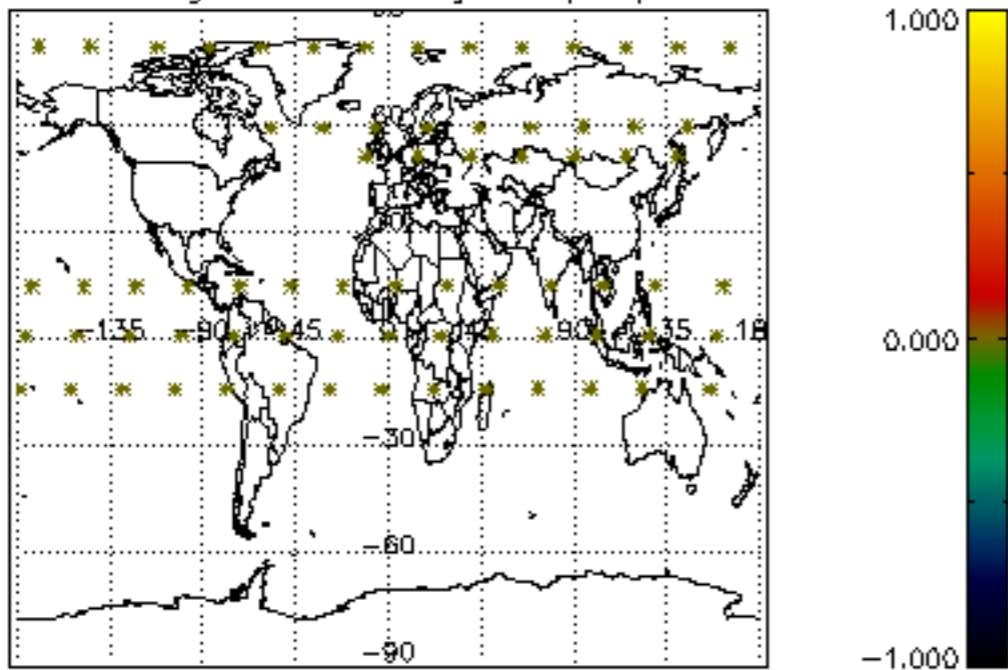
Percentage of star falling outside central band per profile



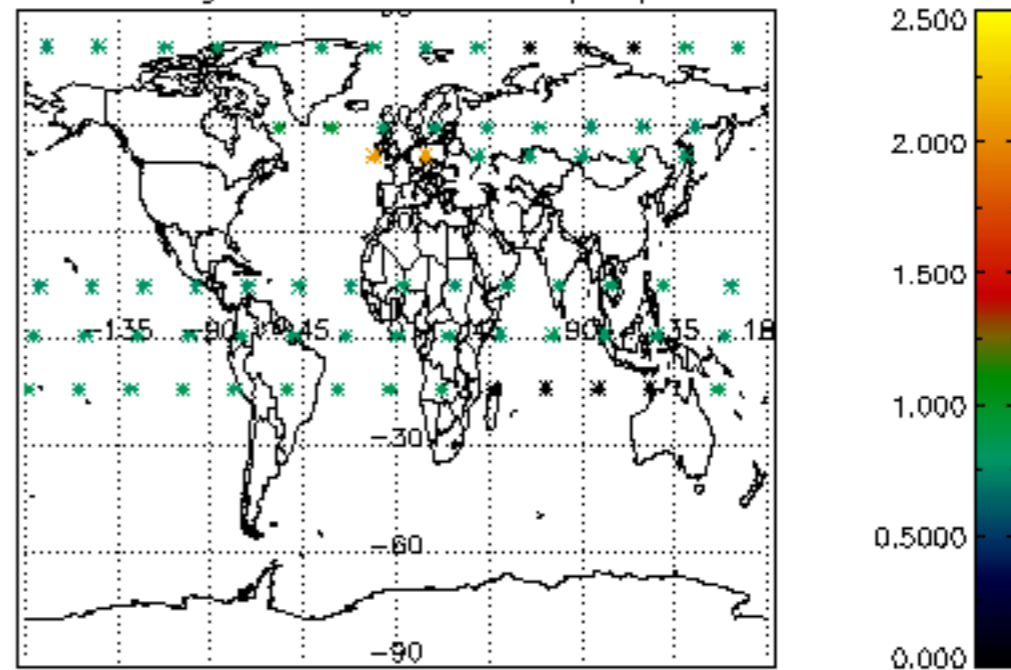
Percentage of saturation errors per profile



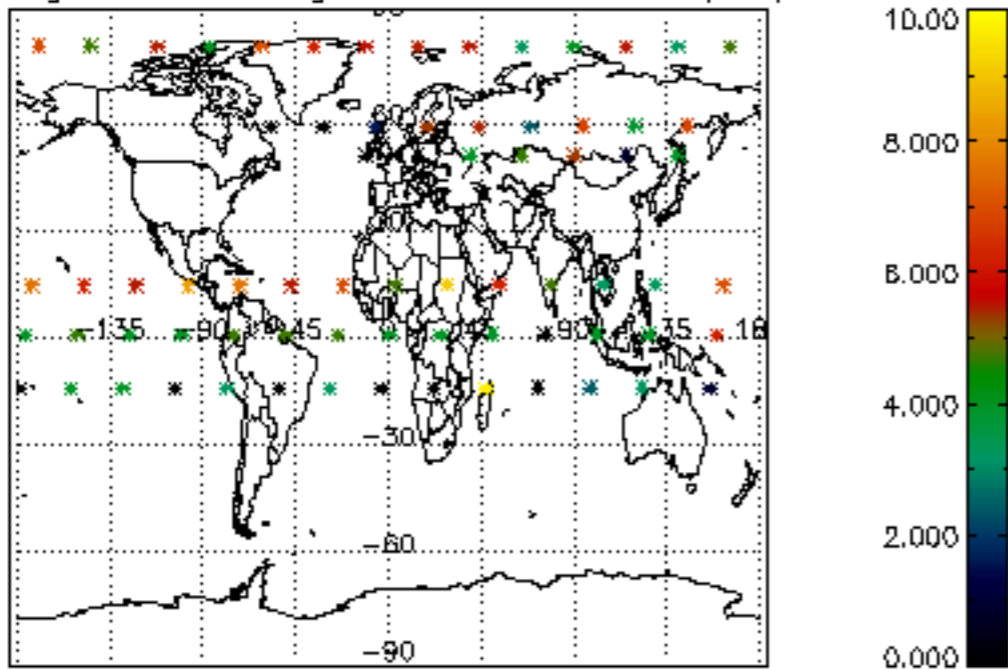
Percentage of cosmic ray hits per profile



Percentage of datation errors per profile



Percentage of star falling outside central band per profile



Percentage of saturation errors per profile

