

GOMOS Level 2 Daily Report

SUMMARY

[1. General Info](#)

[2. Summary of processed GOM_NL_2P products](#)

[3. Level 2 Quality information per product](#)

[3.1 Plot of level 2 quality information per product \(time dependant\)](#)

[3.2 Plot of level 2 quality information per product \(world map\)](#)

[4. Level 1 Quality information per product \(stored on level 2 products\)](#)

[4.1 Plot of level 1 quality information per product \(time dependant\)](#)

[4.1.1 Plot of level 1 quality information per product \(time dependant\): ASCENDING](#)

[4.1.2 Plot of level 1 quality information per product \(time dependant\): DESCENDING](#)

[4.2 Plot of level 1 quality information per product \(world map\)](#)

[4.2.1 Plot of level 1 quality information per product \(world map\): ASCENDING](#)

[4.2.2 Plot of level 1 quality information per product \(world map\): DESCENDING](#)

[5. Ozone profiles based on quality statistics and other trace gas profiles](#)

[5.1 Ozone statistics based on quality of products](#)

[5.2 Plot ozone profiles for all STD \(dark without errors\)](#)

[5.3 Plot ozone profiles where STD < 20% \(dark without errors\)](#)

[5.4. Plot ozone profiles where STD < 10% \(dark without errors\)](#)

[5.5. Plot ozone profiles where STD < 5% \(dark without errors\)](#)

[5.6 Plot NO2 profiles for all STD \(dark without errors\)](#)

[5.7 Plot NO3 profiles for all STD \(dark without errors\)](#)

[5.8 Plot H2O profiles \(only for occultations of stars 1,2,3,4,13,14,16,26,63 dark without errors\) for all STD](#)

[6. Auxiliary Data Files used for the production reported in section 2](#)

This report presents the daily analysis on parameters extracted from GOMOS level 2 data (GOM_NL__2P). It is intended to monitor some important parameters that will impact the quality of these products. A list of level 2 products (and content) that have arrived during the reporting day to the PCF is also given.

Item	Value
Time of report generation	18APR2013 10:05:01
Data source version	GOMOS/6.01
Start time of products	23-07-2005 (23JUL2005 00:00:00)
Stop time of products	24-07-2005 (24JUL2005 00:00:00)
Store outputs in DB	Yes
Nb of level 2 prods	171
Nb of prods with errors	11

2. Summary of processed GOM_NL__2P products.

Nr	Filename	UTC Start time	Limb	Duration	Star Id	Star Name	Star Mag	Star Temp	Nb Meas	Orbit	Prod. error
1	GOM_NL__2PRFIN20050723_001638_00000902039_00159_17748_5080.N1	23-JUL-2005 00:16:38	Dark	90.000	30	46Eps Ori	1.6940	30000.	180	17748	No
2	GOM_NL__2PRFIN20050723_001855_00000572039_00159_17748_5081.N1	23-JUL-2005 00:18:55	Dark	57.000	7	19Bet Ori	0.10000	14000.	114	17748	No
3	GOM_NL__2PRFIN20050723_002115_00000852039_00159_17748_5082.N1	23-JUL-2005 00:21:15	Dark	85.000	101	11Alp Lep	2.5820	7000.0	170	17748	No
4	GOM_NL__2PRFIN20050723_004041_00000872039_00160_17749_5174.N1	23-JUL-2005 00:40:41	Dark	87.000	135	Bet Hyi	2.8200	5800.0	174	17749	No
5	GOM_NL__2PRFIN20050723_004840_00000092039_00160_17749_5175.N1	23-JUL-2005 00:48:40	Dark	9.0000	45	Alp Pav	1.9400	26000.	18	17749	Yes
6	GOM_NL__2PRFIN20050723_005627_00000892039_00160_17749_5176.N1	23-JUL-2005 00:56:27	Bright	88.500	38	20Eps Sgr	1.8360	11000.	177	17749	No
7	GOM_NL__2PRFIN20050723_005853_00000892039_00160_17749_5177.N1	23-JUL-2005 00:58:53	Bright	89.000	137	22Lam Sgr	2.8240	4400.0	178	17749	No
8	GOM_NL__2PRFIN20050723_010740_00000862039_00160_17749_5178.N1	23-JUL-2005 01:07:40	Bright	86.000	126	60Bet Oph	2.7700	4250.0	172	17749	No
9	GOM_NL__2PRFIN20050723_010959_00000882039_00160_17749_5179.N1	23-JUL-2005 01:09:59	Bright	88.000	59	55Alp Oph	2.0800	8900.0	176	17749	No
10	GOM_NL__2PRFIN20050723_012053_00000862039_00160_17749_5180.N1	23-JUL-2005 01:20:53	Bright	85.500	130	23Bet Dra	2.7990	5800.0	171	17749	No
11	GOM_NL__2PRFIN20050723_012407_00000852039_00160_17749_5181.N1	23-JUL-2005 01:24:07	Bright	84.500	119	14Eta Dra	2.7270	4700.0	169	17749	No
12	GOM_NL__2PRFIN20050723_012820_00000832039_00160_17749_5182.N1	23-JUL-2005 01:28:20	Bright	82.500	60	7Bet UMi	2.0810	3950.0	165	17749	No
13	GOM_NL__2PRFIN20050723_015715_00000902039_00160_17749_5183.N1	23-JUL-2005 01:57:15	Dark	90.000	30	46Eps Ori	1.6940	30000.	180	17749	No
14	GOM_NL__2PRFIN20050723_015931_00000572039_00160_17749_5184.N1	23-JUL-2005 01:59:31	Dark	57.000	7	19Bet Ori	0.10000	14000.	114	17749	No
15	GOM_NL__2PRFIN20050723_020152_00000852039_00160_17749_5185.N1	23-JUL-2005 02:01:52	Dark	85.000	101	11Alp Lep	2.5820	7000.0	170	17749	No
16	GOM_NL__2PRFIN20050723_022117_00000852039_00161_17750_5176.N1	23-JUL-2005 02:21:17	Dark	85.000	135	Bet Hyi	2.8200	5800.0	170	17750	No
17	GOM_NL__2PRFIN20050723_022916_00000282039_00161_17750_5177.N1	23-JUL-2005 02:29:16	Dark	28.000	45	Alp Pav	1.9400	26000.	56	17750	Yes
18	GOM_NL__2PRFIN20050723_023703_00000932039_00161_17750_5178.N1	23-JUL-2005 02:37:03	Bright	92.500	38	20Eps Sgr	1.8360	11000.	185	17750	No
19	GOM_NL__2PRFIN20050723_023929_00000892039_00161_17750_5179.N1	23-JUL-2005 02:39:29	Bright	89.000	137	22Lam Sgr	2.8240	4400.0	178	17750	No
20	GOM_NL__2PRFIN20050723_024816_00000862039_00161_17750_5180.N1	23-JUL-2005 02:48:16	Bright	85.500	126	60Bet Oph	2.7700	4250.0	171	17750	No
21	GOM_NL__2PRFIN20050723_025035_00000862039_00161_17750_5181.N1	23-JUL-2005 02:50:35	Bright	85.500	59	55Alp Oph	2.0800	8900.0	171	17750	No
22	GOM_NL__2PRFIN20050723_030129_00000842039_00161_17750_5182.N1	23-JUL-2005 03:01:29	Bright	83.500	130	23Bet Dra	2.7990	5800.0	167	17750	No
23	GOM_NL__2PRFIN20050723_030443_00000852039_00161_17750_5183.N1	23-JUL-2005 03:04:43	Bright	84.500	119	14Eta Dra	2.7270	4700.0	169	17750	No
24	GOM_NL__2PRFIN20050723_030856_00000832039_00161_17750_5184.N1	23-JUL-2005 03:08:56	Bright	82.500	60	7Bet UMi	2.0810	3950.0	165	17750	No
25	GOM_NL__2PRFIN20050723_033751_00000892039_00161_17750_5185.N1	23-JUL-2005 03:37:51	Dark	88.500	30	46Eps Ori	1.6940	30000.	177	17750	No
26	GOM_NL__2PRFIN20050723_034002_00000852039_00161_17750_5186.N1	23-JUL-2005 03:40:02	Dark	84.500	56	53Kap Ori	2.0650	30000.	169	17750	No
27	GOM_NL__2PRFIN20050723_034228_00000862039_00161_17750_5187.N1	23-JUL-2005 03:42:28	Dark	86.000	101	11Alp Lep	2.5820	7000.0	172	17750	No
28	GOM_NL__2PRFIN20050723_040153_00000862039_00162_17751_5198.N1	23-JUL-2005 04:01:53	Dark	86.000	135	Bet Hyi	2.8200	5800.0	172	17751	No
29	GOM_NL__2PRFIN20050723_040952_00000282039_00162_17751_5199.N1	23-JUL-2005 04:09:52	Dark	28.000	45	Alp Pav	1.9400	26000.	56	17751	Yes
30	GOM_NL__2PRFIN20050723_041739_00000902039_00162_17751_5200.N1	23-JUL-2005 04:17:39	Bright	89.500	38	20Eps Sgr	1.8360	11000.	179	17751	No
31	GOM_NL__2PRFIN20050723_042005_00000892039_00162_17751_5201.N1	23-JUL-2005 04:20:05	Bright	88.500	137	22Lam Sgr	2.8240	4400.0	177	17751	No
32	GOM_NL__2PRFIN20050723_042852_00000862039_00162_17751_5202.N1	23-JUL-2005 04:28:52	Bright	86.000	126	60Bet Oph	2.7700	4250.0	172	17751	No
33	GOM_NL__2PRFIN20050723_043112_00000872039_00162_17751_5203.N1	23-JUL-2005 04:31:12	Bright	87.000	59	55Alp Oph	2.0800	8900.0	174	17751	No
34	GOM_NL__2PRFIN20050723_044206_00000852039_00162_17751_5204.N1	23-JUL-2005 04:42:06	Bright	84.500	130	23Bet Dra	2.7990	5800.0	169	17751	No
35	GOM_NL__2PRFIN20050723_044519_00000842039_00162_17751_5205.N1	23-JUL-2005 04:45:19	Bright	83.500	119	14Eta Dra	2.7270	4700.0	167	17751	No
36	GOM_NL__2PRFIN20050723_044932_00000832039_00162_17751_5206.N1	23-JUL-2005 04:49:32	Bright	83.000	60	7Bet UMi	2.0810	3950.0	166	17751	No
37	GOM_NL__2PRFIN20050723_051827_00000882039_00162_17751_5207.N1	23-JUL-2005 05:18:27	Dark	88.000	30	46Eps Ori	1.6940	30000.	176	17751	No
38	GOM_NL__2PRFIN20050723_052038_00000882039_00162_17751_5208.N1	23-JUL-2005 05:20:38	Dark	88.000	56	53Kap Ori	2.0650	30000.	176	17751	No
39	GOM_NL__2PRFIN20050723_052304_00000902039_00162_17751_5209.N1	23-JUL-2005 05:23:04	Dark	90.000	101	11Alp Lep	2.5820	7000.0	180	17751	No
40	GOM_NL__2PRFIN20050723_054230_00000862039_00163_17752_5199.N1	23-JUL-2005 05:42:30	Dark	86.000	135	Bet Hyi	2.8200	5800.0	172	17752	No
41	GOM_NL__2PRFIN20050723_055028_00000282039_00163_17752_5200.N1	23-JUL-2005 05:50:28	Dark	28.000	45	Alp Pav	1.9400	26000.	56	17752	Yes
42	GOM_NL__2PRFIN20050723_055815_00000932039_00163_17752_5201.N1	23-JUL-2005 05:58:15	Bright	92.500	38	20Eps Sgr	1.8360	11000.	185	17752	No

43	GOM_NL__2PRFIN20050723_060041_00000892039_00163_17752_5202.N1	23-JUL-2005 06:00:41	Bright	89.000	137	22Lam Sgr	2.8240	4400.0	178	17752	No
44	GOM_NL__2PRFIN20050723_060929_00000872039_00163_17752_5203.N1	23-JUL-2005 06:09:29	Bright	86.500	126	60Bet Oph	2.7700	4250.0	173	17752	No
45	GOM_NL__2PRFIN20050723_061148_00000882039_00163_17752_5204.N1	23-JUL-2005 06:11:48	Bright	87.500	59	55Alp Oph	2.0800	8900.0	175	17752	No
46	GOM_NL__2PRFIN20050723_062241_00000862039_00163_17752_5205.N1	23-JUL-2005 06:22:41	Bright	86.000	130	23Bet Dra	2.7990	5800.0	172	17752	No
47	GOM_NL__2PRFIN20050723_062555_00000862039_00163_17752_5206.N1	23-JUL-2005 06:25:55	Bright	86.000	119	14Eta Dra	2.7270	4700.0	172	17752	No
48	GOM_NL__2PRFIN20050723_063008_00000872039_00163_17752_5207.N1	23-JUL-2005 06:30:08	Bright	86.500	60	7Bet UMi	2.0810	3950.0	173	17752	No
49	GOM_NL__2PRFIN20050723_065903_00000892039_00163_17752_5208.N1	23-JUL-2005 06:59:03	Dark	88.500	30	46Eps Ori	1.6940	30000.	177	17752	No
50	GOM_NL__2PRFIN20050723_070114_00000892039_00163_17752_5209.N1	23-JUL-2005 07:01:14	Dark	88.500	56	53Kap Ori	2.0650	30000.	177	17752	No
51	GOM_NL__2PRFIN20050723_070340_00000872039_00163_17752_5210.N1	23-JUL-2005 07:03:40	Dark	87.000	101	11Alp Lep	2.5820	7000.0	174	17752	No
52	GOM_NL__2PRFIN20050723_072306_00000872039_00164_17753_5200.N1	23-JUL-2005 07:23:06	Dark	86.500	135	Bet Hyi	2.8200	5800.0	173	17753	No
53	GOM_NL__2PRFIN20050723_073105_00000282039_00164_17753_5201.N1	23-JUL-2005 07:31:05	Dark	28.000	45	Alp Pav	1.9400	26000.	56	17753	Yes
54	GOM_NL__2PRFIN20050723_073851_00000922039_00164_17753_5202.N1	23-JUL-2005 07:38:51	Bright	92.000	38	20Eps Sgr	1.8360	11000.	184	17753	No
55	GOM_NL__2PRFIN20050723_074117_00000872039_00164_17753_5203.N1	23-JUL-2005 07:41:17	Bright	87.000	137	22Lam Sgr	2.8240	4400.0	174	17753	No
56	GOM_NL__2PRFIN20050723_075005_00000872039_00164_17753_5204.N1	23-JUL-2005 07:50:05	Bright	86.500	126	60Bet Oph	2.7700	4250.0	173	17753	No
57	GOM_NL__2PRFIN20050723_075224_00000852039_00164_17753_5205.N1	23-JUL-2005 07:52:24	Bright	85.000	59	55Alp Oph	2.0800	8900.0	170	17753	No
58	GOM_NL__2PRFIN20050723_080318_00000852039_00164_17753_5206.N1	23-JUL-2005 08:03:18	Bright	85.000	130	23Bet Dra	2.7990	5800.0	170	17753	No
59	GOM_NL__2PRFIN20050723_080632_00000872039_00164_17753_5207.N1	23-JUL-2005 08:06:32	Bright	86.500	119	14Eta Dra	2.7270	4700.0	173	17753	No
60	GOM_NL__2PRFIN20050723_081045_00000872039_00164_17753_5208.N1	23-JUL-2005 08:10:45	Bright	87.000	60	7Bet UMi	2.0810	3950.0	174	17753	No
61	GOM_NL__2PRFIN20050723_083939_00000902039_00164_17753_5209.N1	23-JUL-2005 08:39:39	Dark	89.500	30	46Eps Ori	1.6940	30000.	179	17753	No
62	GOM_NL__2PRFIN20050723_084150_00000872039_00164_17753_5210.N1	23-JUL-2005 08:41:50	Dark	87.000	56	53Kap Ori	2.0650	30000.	174	17753	No
63	GOM_NL__2PRFIN20050723_084416_00000882039_00164_17753_5211.N1	23-JUL-2005 08:44:16	Dark	87.500	101	11Alp Lep	2.5820	7000.0	175	17753	No
64	GOM_NL__2PRFIN20050723_090342_00000872039_00165_17754_5201.N1	23-JUL-2005 09:03:42	Dark	87.000	135	Bet Hyi	2.8200	5800.0	174	17754	No
65	GOM_NL__2PRFIN20050723_091141_00000282039_00165_17754_5202.N1	23-JUL-2005 09:11:41	Dark	28.000	45	Alp Pav	1.9400	26000.	56	17754	Yes
66	GOM_NL__2PRFIN20050723_091927_00000902039_00165_17754_5203.N1	23-JUL-2005 09:19:27	Bright	89.500	38	20Eps Sgr	1.8360	11000.	179	17754	No
67	GOM_NL__2PRFIN20050723_092154_00000892039_00165_17754_5204.N1	23-JUL-2005 09:21:54	Bright	88.500	137	22Lam Sgr	2.8240	4400.0	177	17754	No
68	GOM_NL__2PRFIN20050723_093041_00000862039_00165_17754_5205.N1	23-JUL-2005 09:30:41	Bright	85.500	126	60Bet Oph	2.7700	4250.0	171	17754	No
69	GOM_NL__2PRFIN20050723_093300_00000862039_00165_17754_5206.N1	23-JUL-2005 09:33:00	Bright	86.000	59	55Alp Oph	2.0800	8900.0	172	17754	No
70	GOM_NL__2PRFIN20050723_094354_00000852039_00165_17754_5207.N1	23-JUL-2005 09:43:54	Bright	84.500	130	23Bet Dra	2.7990	5800.0	169	17754	No
71	GOM_NL__2PRFIN20050723_094708_00000862039_00165_17754_5208.N1	23-JUL-2005 09:47:08	Bright	85.500	119	14Eta Dra	2.7270	4700.0	171	17754	No
72	GOM_NL__2PRFIN20050723_095121_00000842039_00165_17754_5209.N1	23-JUL-2005 09:51:21	Bright	83.500	60	7Bet UMi	2.0810	3950.0	167	17754	No
73	GOM_NL__2PRFIN20050723_102016_00000892039_00165_17754_5210.N1	23-JUL-2005 10:20:16	Dark	89.000	30	46Eps Ori	1.6940	30000.	178	17754	No
74	GOM_NL__2PRFIN20050723_102226_00000892039_00165_17754_5211.N1	23-JUL-2005 10:22:26	Dark	88.500	56	53Kap Ori	2.0650	30000.	177	17754	No
75	GOM_NL__2PRFIN20050723_102452_00000902039_00165_17754_5212.N1	23-JUL-2005 10:24:52	Dark	90.000	101	11Alp Lep	2.5820	7000.0	180	17754	No
76	GOM_NL__2PRFIN20050723_104418_00000862039_00166_17755_5202.N1	23-JUL-2005 10:44:18	Dark	85.500	135	Bet Hyi	2.8200	5800.0	171	17755	No
77	GOM_NL__2PRFIN20050723_105217_00000472039_00166_17755_5203.N1	23-JUL-2005 10:52:17	Straylight	47.000	45	Alp Pav	1.9400	26000.	94	17755	No
78	GOM_NL__2PRFIN20050723_110003_00000892039_00166_17755_5204.N1	23-JUL-2005 11:00:03	Bright	88.500	38	20Eps Sgr	1.8360	11000.	177	17755	No
79	GOM_NL__2PRFIN20050723_110230_00000882039_00166_17755_5205.N1	23-JUL-2005 11:02:30	Bright	88.000	137	22Lam Sgr	2.8240	4400.0	176	17755	No
80	GOM_NL__2PRFIN20050723_111117_00000872039_00166_17755_5206.N1	23-JUL-2005 11:11:17	Bright	87.000	126	60Bet Oph	2.7700	4250.0	174	17755	No
81	GOM_NL__2PRFIN20050723_111336_00000862039_00166_17755_5207.N1	23-JUL-2005 11:13:36	Bright	86.000	59	55Alp Oph	2.0800	8900.0	172	17755	No
82	GOM_NL__2PRFIN20050723_112407_00000162039_00166_17755_5208.N1	23-JUL-2005 11:24:07	Dark	16.000	69	33Gam Dra	2.2310	3800.0	32	17755	Yes
83	GOM_NL__2PRFIN20050723_112744_00000872039_00166_17755_5209.N1	23-JUL-2005 11:27:44	Bright	86.500	119	14Eta Dra	2.7270	4700.0	173	17755	No
84	GOM_NL__2PRFIN20050723_113157_00000842039_00166_17755_5210.N1	23-JUL-2005 11:31:57	Bright	83.500	60	7Bet UMi	2.0810	3950.0	167	17755	No
85	GOM_NL__2PRFIN20050723_120052_00000902039_00166_17755_5211.N1	23-JUL-2005 12:00:52	Dark	90.000	30	46Eps Ori	1.6940	30000.	180	17755	No
86	GOM_NL__2PRFIN20050723_120302_00000902039_00166_17755_5212.N1	23-JUL-2005 12:03:02	Dark	89.500	56	53Kap Ori	2.0650	30000.	179	17755	No
87	GOM_NL__2PRFIN20050723_120529_00000912039_00166_17755_5213.N1	23-JUL-2005 12:05:29	Dark	91.000	101	11Alp Lep	2.5820	7000.0	182	17755	No
88	GOM_NL__2PRFIN20050723_122454_00000862039_00167_17756_5203.N1	23-JUL-2005 12:24:54	Dark	86.000	135	Bet Hyi	2.8200	5800.0	172	17756	No
89	GOM_NL__2PRFIN20050723_123253_00000472039_00167_17756_5204.N1	23-JUL-2005 12:32:53	Straylight	47.000	45	Alp Pav	1.9400	26000.	94	17756	No
90	GOM_NL__2PRFIN20050723_124039_00000912039_00167_17756_5205.N1	23-JUL-2005 12:40:39	Bright	91.000	38	20Eps Sgr	1.8360	11000.	182	17756	No
91	GOM_NL__2PRFIN20050723_124306_00000872039_00167_17756_5206.N1	23-JUL-2005 12:43:06	Bright	87.000	137	22Lam Sgr	2.8240	4400.0	174	17756	No
92	GOM_NL__2PRFIN20050723_125153_00000872039_00167_17756_5207.N1	23-JUL-2005 12:51:53	Bright	86.500	126	60Bet Oph	2.7700	4250.0	173	17756	No
93	GOM_NL__2PRFIN20050723_125412_00000872039_00167_17756_5208.N1	23-JUL-2005 12:54:12	Bright	86.500	59	55Alp Oph	2.0800	8900.0	173	17756	No
94	GOM_NL__2PRFIN20050723_130443_00000162039_00167_17756_5209.N1	23-JUL-2005 13:04:43	Dark	16.000	69	33Gam Dra	2.2310	3800.0	32	17756	Yes
95	GOM_NL__2PRFIN20050723_130820_00000852039_00167_17756_5210.N1	23-JUL-2005 13:08:20	Bright	84.500	119	14Eta Dra	2.7270	4700.0	169	17756	No
96	GOM_NL__2PRFIN20050723_131233_00000862039_00167_17756_5211.N1	23-JUL-2005 13:12:33	Bright	85.500	60	7Bet UMi	2.0810	3950.0	171	17756	No
97	GOM_NL__2PRFIN20050723_134128_00000902039_00167_17756_5212.N1	23-JUL-2005 13:41:28	Dark	89.500	30	46Eps Ori	1.6940	30000.	179	17756	No
98	GOM_NL__2PRFIN20050723_134339_00000892039_00167_17756_5213.N1	23-JUL-2005 13:43:39	Dark	88.500	56	53Kap Ori	2.0650	30000.	177	17756	No
99	GOM_NL__2PRFIN20050723_134605_00000902039_00167_17756_5214.N1	23-JUL-2005 13:46:05	Dark	89.500	101	11Alp Lep	2.5820	7000.0	179	17756	No
100	GOM_NL__2PRFIN20050723_140531_00000872039_00168_17757_5204.N1	23-JUL-2005 14:05:31	Dark	86.500	135	Bet Hyi	2.8200	5800.0	173	17757	No
101	GOM_NL__2PRFIN20050723_141330_00000472039_00168_17757_5205.N1	23-JUL-2005 14:13:30	Straylight	47.000	45	Alp Pav	1.9400	26000.	94	17757	No

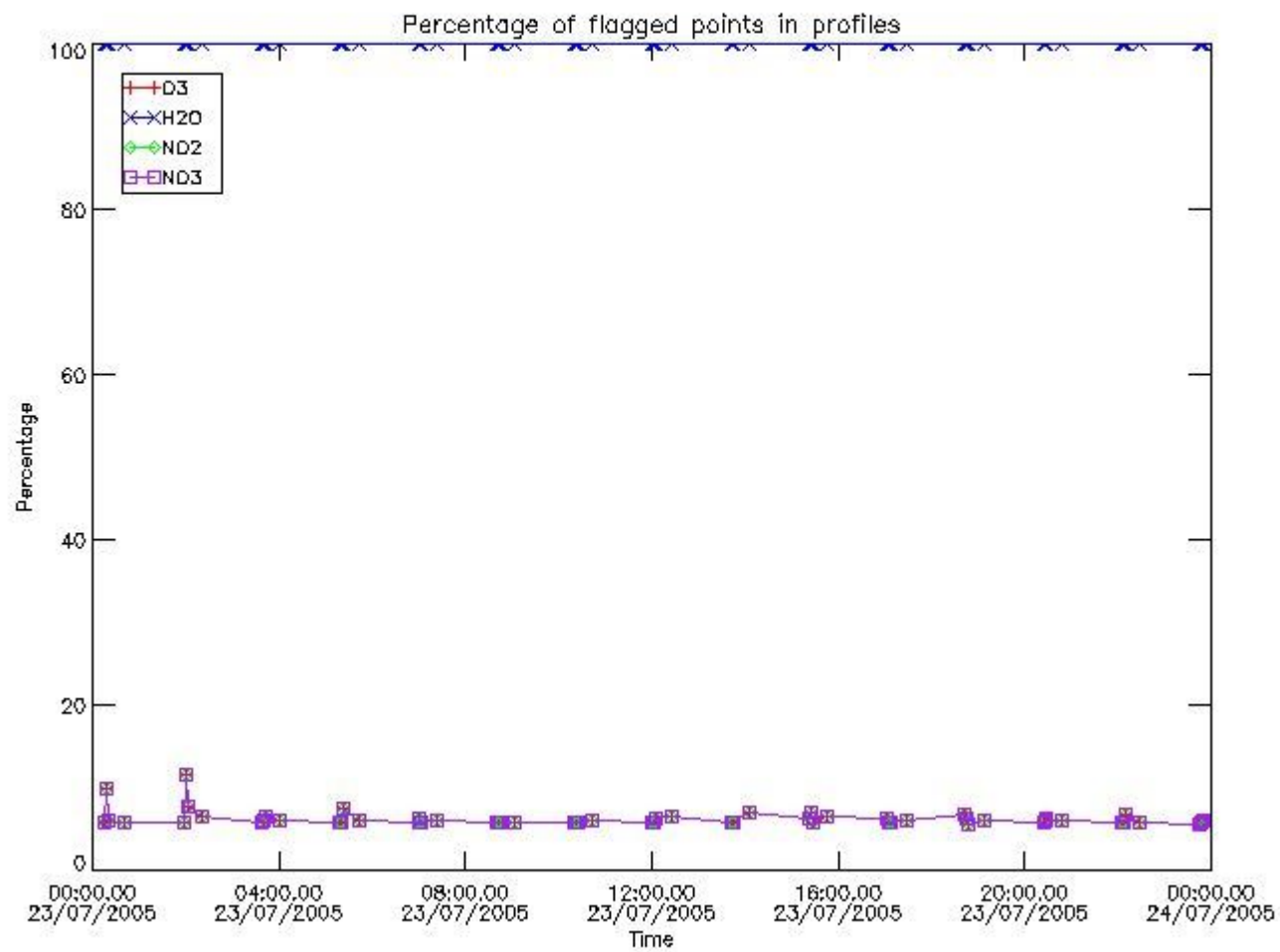
102	GOM_NL__2PRFIN20050723_142115_00000902039_00168_17757_5206.N1	23-JUL-2005 14:21:15	Bright	89.500	38	20Eps Sgr	1.8360	11000.	179	17757	No
103	GOM_NL__2PRFIN20050723_142342_00000892039_00168_17757_5207.N1	23-JUL-2005 14:23:42	Bright	88.500	137	22Lam Sgr	2.8240	4400.0	177	17757	No
104	GOM_NL__2PRFIN20050723_143229_00000882039_00168_17757_5208.N1	23-JUL-2005 14:32:29	Bright	87.500	126	60Bet Oph	2.7700	4250.0	175	17757	No
105	GOM_NL__2PRFIN20050723_143449_00000842039_00168_17757_5209.N1	23-JUL-2005 14:34:49	Bright	84.000	59	55Alp Oph	2.0800	8900.0	168	17757	No
106	GOM_NL__2PRFIN20050723_144519_00000162039_00168_17757_5210.N1	23-JUL-2005 14:45:19	Dark	16.000	69	33Gam Dra	2.2310	3800.0	32	17757	Yes
107	GOM_NL__2PRFIN20050723_144856_00000852039_00168_17757_5211.N1	23-JUL-2005 14:48:56	Bright	85.000	119	14Eta Dra	2.7270	4700.0	170	17757	No
108	GOM_NL__2PRFIN20050723_145309_00000842039_00168_17757_5212.N1	23-JUL-2005 14:53:09	Bright	84.000	60	7Bet UMi	2.0810	3950.0	168	17757	No
109	GOM_NL__2PRFIN20050723_152204_00000902039_00168_17757_5213.N1	23-JUL-2005 15:22:04	Dark	89.500	30	46Eps Ori	1.6940	30000.	179	17757	No
110	GOM_NL__2PRFIN20050723_152415_00000882039_00168_17757_5214.N1	23-JUL-2005 15:24:15	Dark	88.000	56	53Kap Ori	2.0650	30000.	176	17757	No
111	GOM_NL__2PRFIN20050723_152641_00000892039_00168_17757_5215.N1	23-JUL-2005 15:26:41	Dark	89.000	101	11Alp Lep	2.5820	7000.0	178	17757	No
112	GOM_NL__2PRFIN20050723_154607_00000872039_00169_17758_5205.N1	23-JUL-2005 15:46:07	Dark	86.500	135	Bet Hyi	2.8200	5800.0	173	17758	No
113	GOM_NL__2PRFIN20050723_155406_00000472039_00169_17758_5206.N1	23-JUL-2005 15:54:06	Straylight	47.000	45	Alp Pav	1.9400	26000.	94	17758	No
114	GOM_NL__2PRFIN20050723_160152_00000962039_00169_17758_5207.N1	23-JUL-2005 16:01:52	Bright	96.000	38	20Eps Sgr	1.8360	11000.	192	17758	No
115	GOM_NL__2PRFIN20050723_160418_00000882039_00169_17758_5208.N1	23-JUL-2005 16:04:18	Bright	88.000	137	22Lam Sgr	2.8240	4400.0	176	17758	No
116	GOM_NL__2PRFIN20050723_161306_00000852039_00169_17758_5209.N1	23-JUL-2005 16:13:06	Bright	84.500	126	60Bet Oph	2.7700	4250.0	169	17758	No
117	GOM_NL__2PRFIN20050723_161525_00000852039_00169_17758_5210.N1	23-JUL-2005 16:15:25	Bright	84.500	59	55Alp Oph	2.0800	8900.0	169	17758	No
118	GOM_NL__2PRFIN20050723_162555_00000162039_00169_17758_5211.N1	23-JUL-2005 16:25:55	Dark	16.000	69	33Gam Dra	2.2310	3800.0	32	17758	Yes
119	GOM_NL__2PRFIN20050723_162933_00000862039_00169_17758_5212.N1	23-JUL-2005 16:29:33	Bright	86.000	119	14Eta Dra	2.7270	4700.0	172	17758	No
120	GOM_NL__2PRFIN20050723_163345_00000872039_00169_17758_5213.N1	23-JUL-2005 16:33:45	Bright	86.500	60	7Bet UMi	2.0810	3950.0	173	17758	No
121	GOM_NL__2PRFIN20050723_170240_00000902039_00169_17758_5214.N1	23-JUL-2005 17:02:40	Dark	90.000	30	46Eps Ori	1.6940	30000.	180	17758	No
122	GOM_NL__2PRFIN20050723_170451_00000892039_00169_17758_5215.N1	23-JUL-2005 17:04:51	Dark	88.500	56	53Kap Ori	2.0650	30000.	177	17758	No
123	GOM_NL__2PRFIN20050723_170717_00000892039_00169_17758_5216.N1	23-JUL-2005 17:07:17	Dark	88.500	101	11Alp Lep	2.5820	7000.0	177	17758	No
124	GOM_NL__2PRFIN20050723_172643_00000872039_00170_17759_5206.N1	23-JUL-2005 17:26:43	Dark	86.500	135	Bet Hyi	2.8200	5800.0	173	17759	No
125	GOM_NL__2PRFIN20050723_173442_00000472039_00170_17759_5207.N1	23-JUL-2005 17:34:42	Straylight	46.500	45	Alp Pav	1.9400	26000.	93	17759	No
126	GOM_NL__2PRFIN20050723_174228_00000882039_00170_17759_5208.N1	23-JUL-2005 17:42:28	Bright	88.000	38	20Eps Sgr	1.8360	11000.	176	17759	No
127	GOM_NL__2PRFIN20050723_174454_00000892039_00170_17759_5209.N1	23-JUL-2005 17:44:54	Bright	88.500	137	22Lam Sgr	2.8240	4400.0	177	17759	No
128	GOM_NL__2PRFIN20050723_175342_00000852039_00170_17759_5210.N1	23-JUL-2005 17:53:42	Bright	85.000	126	60Bet Oph	2.7700	4250.0	170	17759	No
129	GOM_NL__2PRFIN20050723_175601_00000852039_00170_17759_5211.N1	23-JUL-2005 17:56:01	Bright	84.500	59	55Alp Oph	2.0800	8900.0	169	17759	No
130	GOM_NL__2PRFIN20050723_180631_00000162039_00170_17759_5212.N1	23-JUL-2005 18:06:31	Dark	16.000	69	33Gam Dra	2.2310	3800.0	32	17759	Yes
131	GOM_NL__2PRFIN20050723_181009_00000852039_00170_17759_5213.N1	23-JUL-2005 18:10:09	Bright	84.500	119	14Eta Dra	2.7270	4700.0	169	17759	No
132	GOM_NL__2PRFIN20050723_181422_00000882039_00170_17759_5214.N1	23-JUL-2005 18:14:22	Bright	87.500	60	7Bet UMi	2.0810	3950.0	175	17759	No
133	GOM_NL__2PRFIN20050723_184316_00000902039_00170_17759_5215.N1	23-JUL-2005 18:43:16	Dark	89.500	30	46Eps Ori	1.6940	30000.	179	17759	No
134	GOM_NL__2PRFIN20050723_184527_00000902039_00170_17759_5216.N1	23-JUL-2005 18:45:27	Dark	89.500	56	53Kap Ori	2.0650	30000.	179	17759	No
135	GOM_NL__2PRFIN20050723_184753_00000912039_00170_17759_5217.N1	23-JUL-2005 18:47:53	Dark	91.000	101	11Alp Lep	2.5820	7000.0	182	17759	No
136	GOM_NL__2PRFIN20050723_190719_00000862039_00171_17760_4987.N1	23-JUL-2005 19:07:19	Dark	85.500	135	Bet Hyi	2.8200	5800.0	171	17760	No
137	GOM_NL__2PRFIN20050723_191519_00000662039_00171_17760_4988.N1	23-JUL-2005 19:15:19	Straylight	66.000	45	Alp Pav	1.9400	26000.	132	17760	No
138	GOM_NL__2PRFIN20050723_192304_00000942039_00171_17760_4989.N1	23-JUL-2005 19:23:04	Bright	93.500	38	20Eps Sgr	1.8360	11000.	187	17760	No
139	GOM_NL__2PRFIN20050723_192530_00000872039_00171_17760_4990.N1	23-JUL-2005 19:25:30	Bright	86.500	137	22Lam Sgr	2.8240	4400.0	173	17760	No
140	GOM_NL__2PRFIN20050723_193418_00000862039_00171_17760_4991.N1	23-JUL-2005 19:34:18	Bright	85.500	126	60Bet Oph	2.7700	4250.0	171	17760	No
141	GOM_NL__2PRFIN20050723_193637_00000862039_00171_17760_4992.N1	23-JUL-2005 19:36:37	Bright	86.000	59	55Alp Oph	2.0800	8900.0	172	17760	No
142	GOM_NL__2PRFIN20050723_194707_00000802039_00171_17760_4993.N1	23-JUL-2005 19:47:07	Bright	80.000	69	33Gam Dra	2.2310	3800.0	160	17760	No
143	GOM_NL__2PRFIN20050723_195045_00000852039_00171_17760_4994.N1	23-JUL-2005 19:50:45	Bright	85.000	119	14Eta Dra	2.7270	4700.0	170	17760	No
144	GOM_NL__2PRFIN20050723_195458_00000872039_00171_17760_4995.N1	23-JUL-2005 19:54:58	Bright	86.500	60	7Bet UMi	2.0810	3950.0	173	17760	No
145	GOM_NL__2PRFIN20050723_202353_00000902039_00171_17760_4996.N1	23-JUL-2005 20:23:53	Dark	89.500	30	46Eps Ori	1.6940	30000.	179	17760	No
146	GOM_NL__2PRFIN20050723_202603_00000902039_00171_17760_4997.N1	23-JUL-2005 20:26:03	Dark	90.000	56	53Kap Ori	2.0650	30000.	180	17760	No
147	GOM_NL__2PRFIN20050723_202829_00000922039_00171_17760_4998.N1	23-JUL-2005 20:28:29	Dark	91.500	101	11Alp Lep	2.5820	7000.0	183	17760	No
148	GOM_NL__2PRFIN20050723_204755_00000852039_00172_17761_5007.N1	23-JUL-2005 20:47:55	Dark	85.000	135	Bet Hyi	2.8200	5800.0	170	17761	No
149	GOM_NL__2PRFIN20050723_205555_00000662039_00172_17761_5008.N1	23-JUL-2005 20:55:55	Straylight	65.500	45	Alp Pav	1.9400	26000.	131	17761	No
150	GOM_NL__2PRFIN20050723_210340_00000932039_00172_17761_5009.N1	23-JUL-2005 21:03:40	Bright	92.500	38	20Eps Sgr	1.8360	11000.	185	17761	No
151	GOM_NL__2PRFIN20050723_210606_00000892039_00172_17761_5010.N1	23-JUL-2005 21:06:06	Bright	88.500	137	22Lam Sgr	2.8240	4400.0	177	17761	No
152	GOM_NL__2PRFIN20050723_211454_00000872039_00172_17761_5011.N1	23-JUL-2005 21:14:54	Bright	87.000	126	60Bet Oph	2.7700	4250.0	174	17761	No
153	GOM_NL__2PRFIN20050723_211713_00000862039_00172_17761_5012.N1	23-JUL-2005 21:17:13	Bright	85.500	59	55Alp Oph	2.0800	8900.0	171	17761	No
154	GOM_NL__2PRFIN20050723_212743_00000802039_00172_17761_5013.N1	23-JUL-2005 21:27:43	Bright	80.000	69	33Gam Dra	2.2310	3800.0	160	17761	No
155	GOM_NL__2PRFIN20050723_213121_00000872039_00172_17761_5014.N1	23-JUL-2005 21:31:21	Bright	86.500	119	14Eta Dra	2.7270	4700.0	173	17761	No
156	GOM_NL__2PRFIN20050723_213534_00000872039_00172_17761_5015.N1	23-JUL-2005 21:35:34	Bright	86.500	60	7Bet UMi	2.0810	3950.0	173	17761	No
157	GOM_NL__2PRFIN20050723_220429_00000902039_00172_17761_5016.N1	23-JUL-2005 22:04:29	Dark	90.000	30	46Eps Ori	1.6940	30000.	180	17761	No
158	GOM_NL__2PRFIN20050723_220639_00000892039_00172_17761_5017.N1	23-JUL-2005 22:06:39	Dark	88.500	56	53Kap Ori	2.0650	30000.	177	17761	No
159	GOM_NL__2PRFIN20050723_220905_00000912039_00172_17761_5018.N1	23-JUL-2005 22:09:05	Dark	90.500	101	11Alp Lep	2.5820	7000.0	181	17761	No
160	GOM_NL__2PRFIN20050723_222831_00000892039_00173_17762_5007.N1	23-JUL-2005 22:28:31	Dark	88.500	135	Bet Hyi	2.8200	5800.0	177	17762	No

161	GOM_NL__2PRFIN20050723_223631_000000662039_00173_17762_5008.N1	23-JUL-2005 22:36:31	Straylight	66.000	45	Alp Pav	1.9400	26000.	132	17762	No
162	GOM_NL__2PRFIN20050723_224416_000000922039_00173_17762_5009.N1	23-JUL-2005 22:44:16	Bright	92.000	38	20Eps Sgr	1.8360	11000.	184	17762	No
163	GOM_NL__2PRFIN20050723_224642_000000872039_00173_17762_5010.N1	23-JUL-2005 22:46:42	Bright	87.000	137	22Lam Sgr	2.8240	4400.0	174	17762	No
164	GOM_NL__2PRFIN20050723_225530_000000862039_00173_17762_5011.N1	23-JUL-2005 22:55:30	Bright	86.000	126	60Bet Oph	2.7700	4250.0	172	17762	No
165	GOM_NL__2PRFIN20050723_225749_000000862039_00173_17762_5012.N1	23-JUL-2005 22:57:49	Bright	86.000	59	55Alp Oph	2.0800	8900.0	172	17762	No
166	GOM_NL__2PRFIN20050723_230819_000000802039_00173_17762_5013.N1	23-JUL-2005 23:08:19	Bright	80.000	69	33Gam Dra	2.2310	3800.0	160	17762	No
167	GOM_NL__2PRFIN20050723_231157_000000862039_00173_17762_5014.N1	23-JUL-2005 23:11:57	Bright	85.500	119	14Eta Dra	2.7270	4700.0	171	17762	No
168	GOM_NL__2PRFIN20050723_231610_000000862039_00173_17762_5015.N1	23-JUL-2005 23:16:10	Bright	86.000	60	7Bet UMi	2.0810	3950.0	172	17762	No
169	GOM_NL__2PRFIN20050723_234505_000000912039_00173_17762_5016.N1	23-JUL-2005 23:45:05	Dark	90.500	30	46Eps Ori	1.6940	30000.	181	17762	No
170	GOM_NL__2PRFIN20050723_234715_000000882039_00173_17762_5017.N1	23-JUL-2005 23:47:15	Dark	88.000	56	53Kap Ori	2.0650	30000.	176	17762	No
171	GOM_NL__2PRFIN20050723_234942_000000862039_00173_17762_5018.N1	23-JUL-2005 23:49:42	Dark	86.000	101	11Alp Lep	2.5820	7000.0	172	17762	No

3. Quality information per product


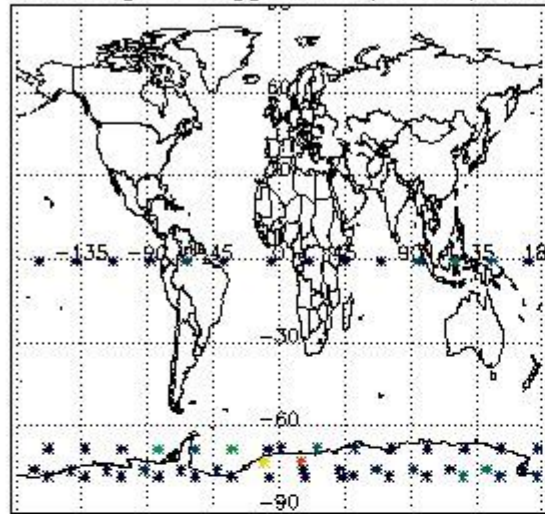
In this section it is plotted some information contained in the Quality Summary data set of the level 2 products. Only products in dark limb conditions and without errors (error flag in the MPH set to "0") are used.

3.1 Plot quality information per product (time dependant)

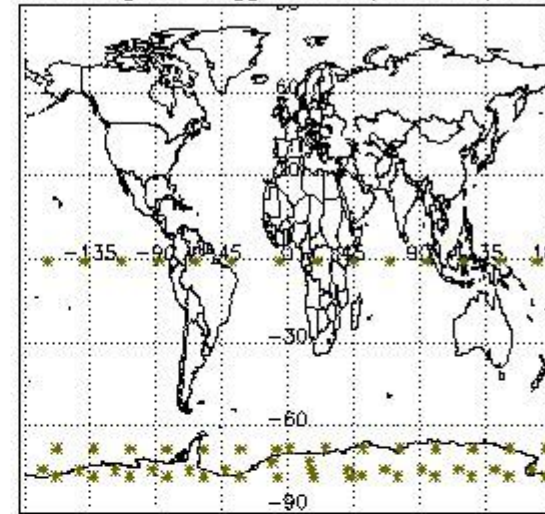


3.2 Plot quality information per product (world map)

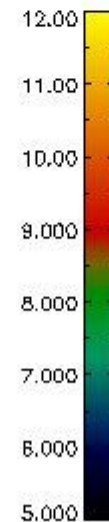
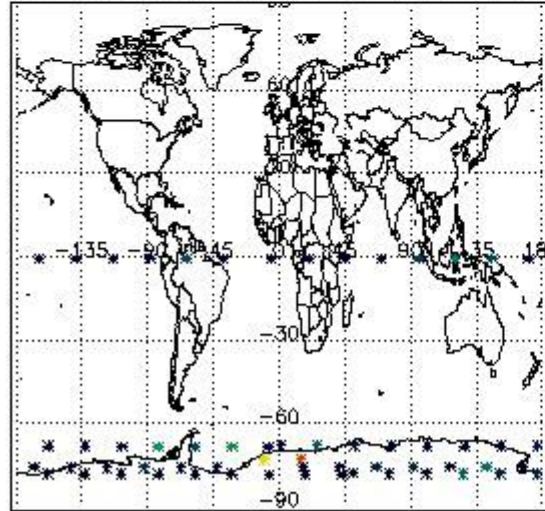
Percentage of flagged data per O3 profile



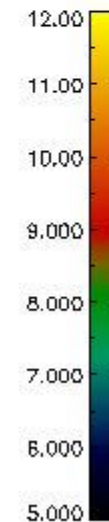
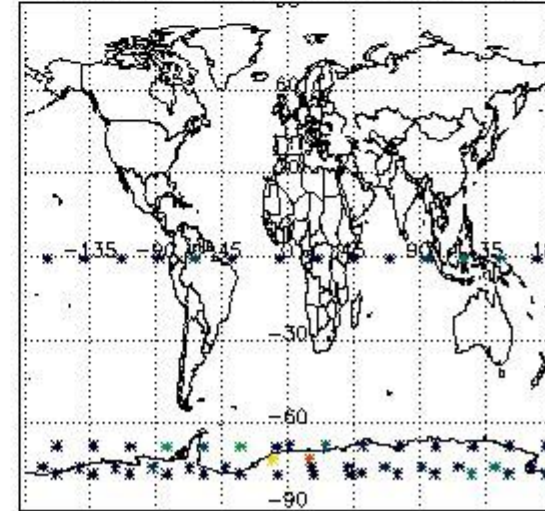
Percentage of flagged data per H2O profile



Percentage of flagged data per NO2 profile



Percentage of flagged data per NO3 profile

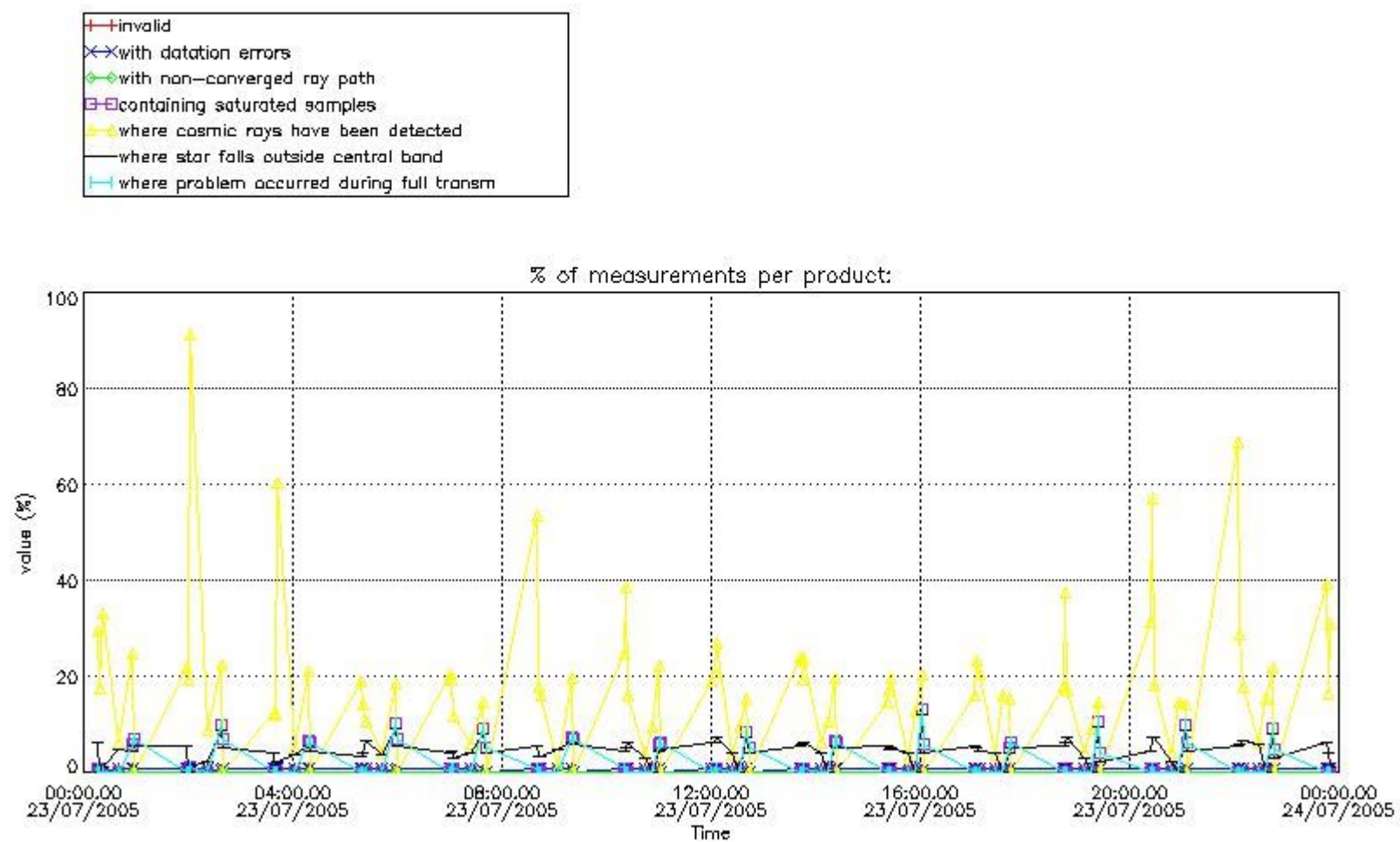


4. Level 1 quality information per product

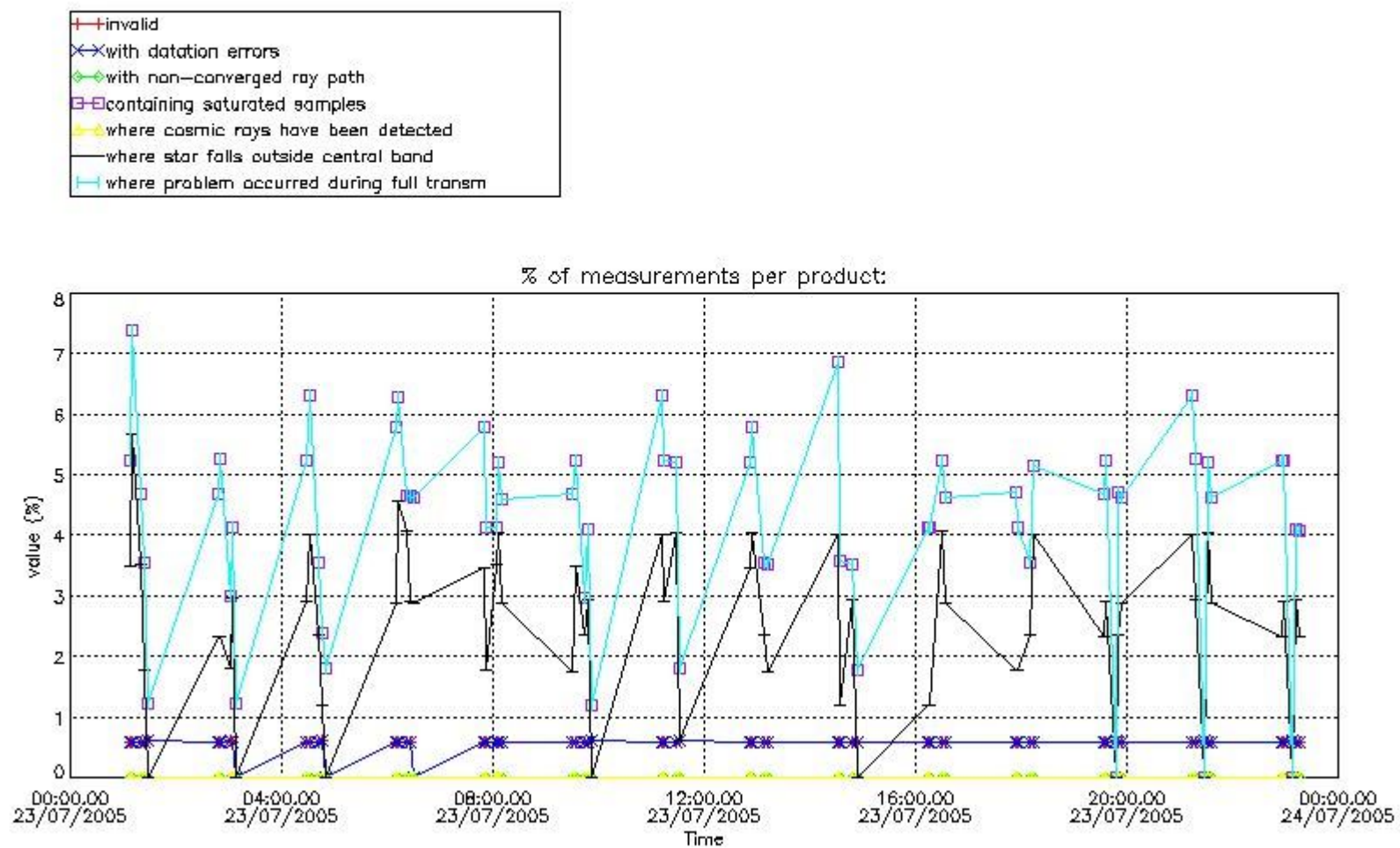
In this section it is plotted some information contained in the Quality Summary data set of the level 2 products that comes from the level 1b processing. Products without errors (error flag in the MPH set to "0") are used.

4.1 Plot quality information per product (time dependant) coming from level 1b processing

4.1.1 Plot level 1 quality information per product (time dependant): ENVISAT ASCENDING passes

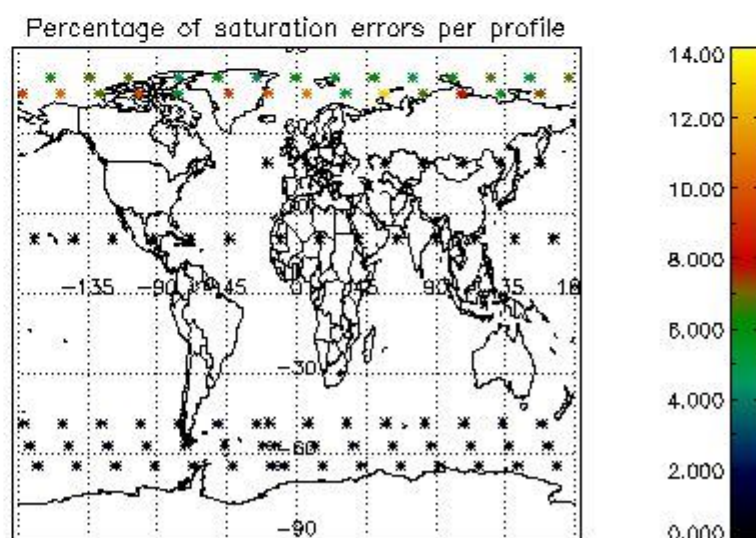
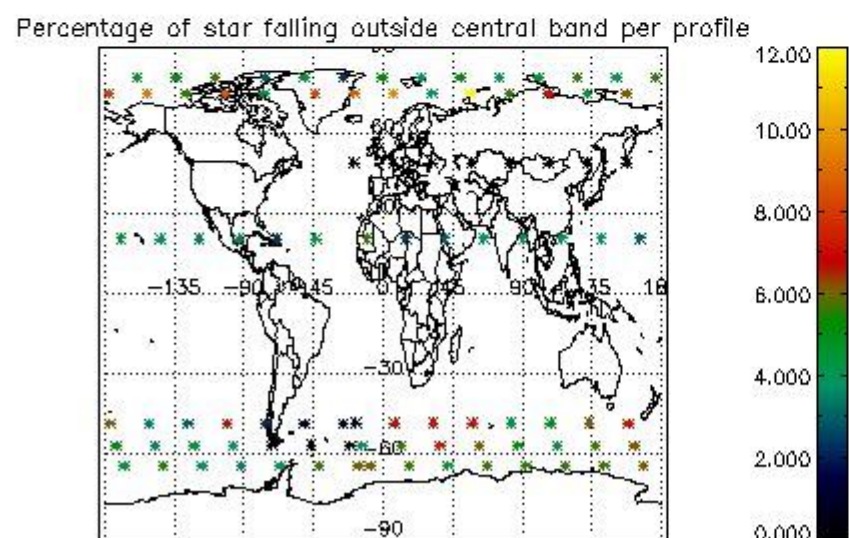
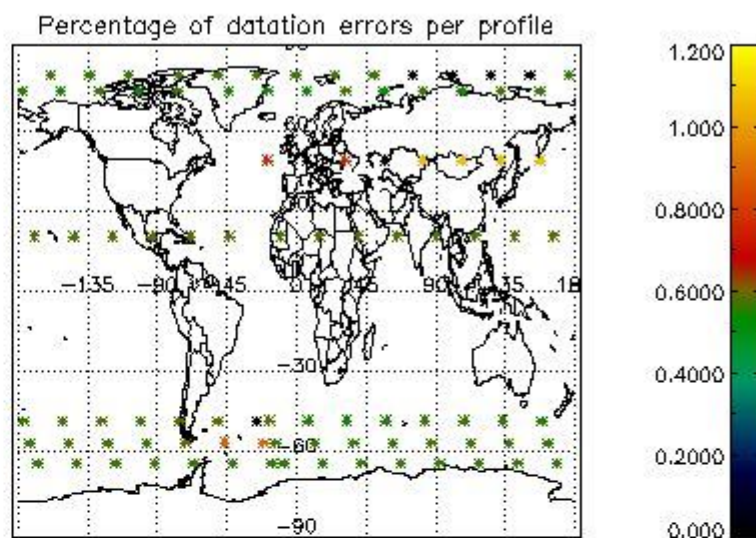
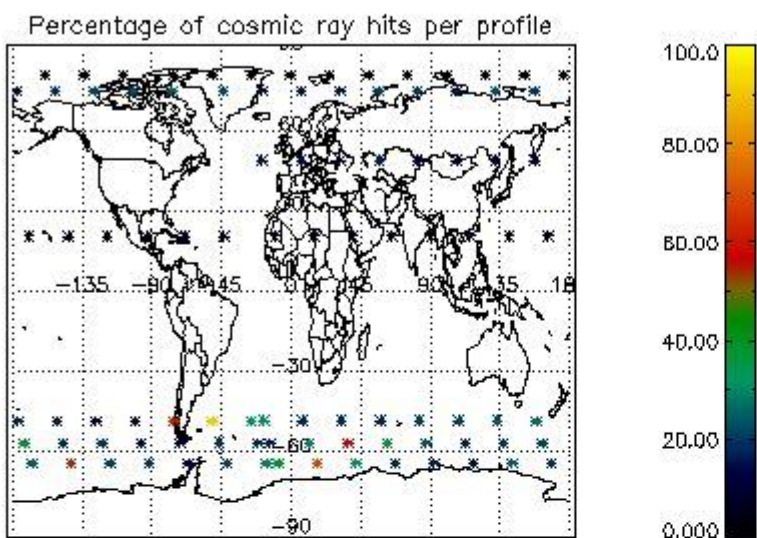


4.1.2 Plot level 1 quality information per product (time dependant): ENVISAT DESCENDING passes



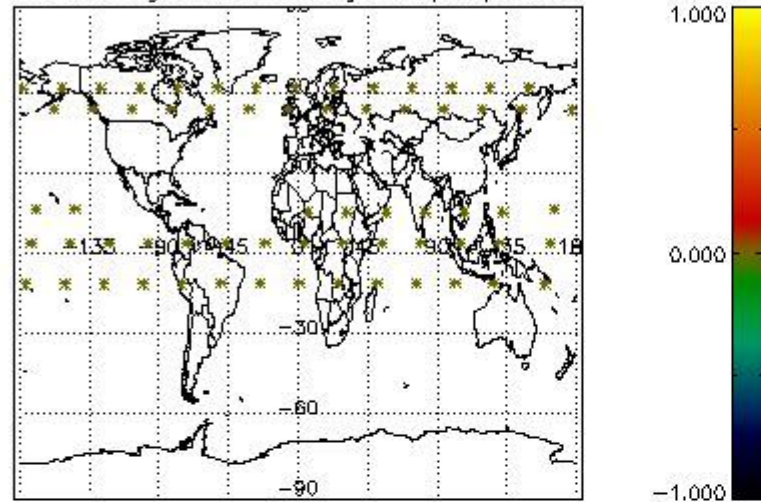
4.2 Plot quality information per product coming from level 1b processing (world map)

4.2.1 Plot level 1 quality information per product (world map): ENVISAT ASCENDING passes

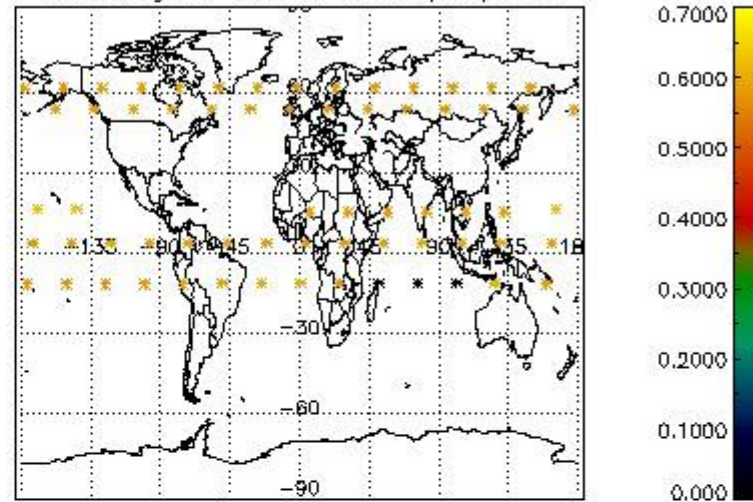


4.2.2 Plot level 1 quality information per product (world map): ENVISAT DESCENDING passes

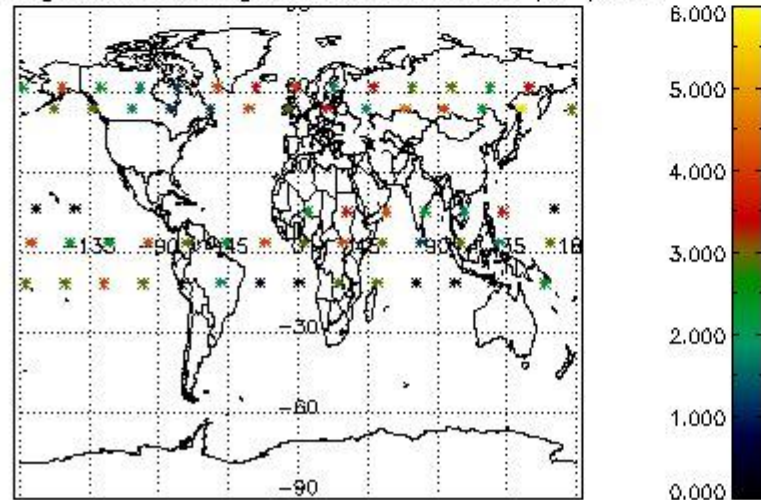
Percentage of cosmic ray hits per profile



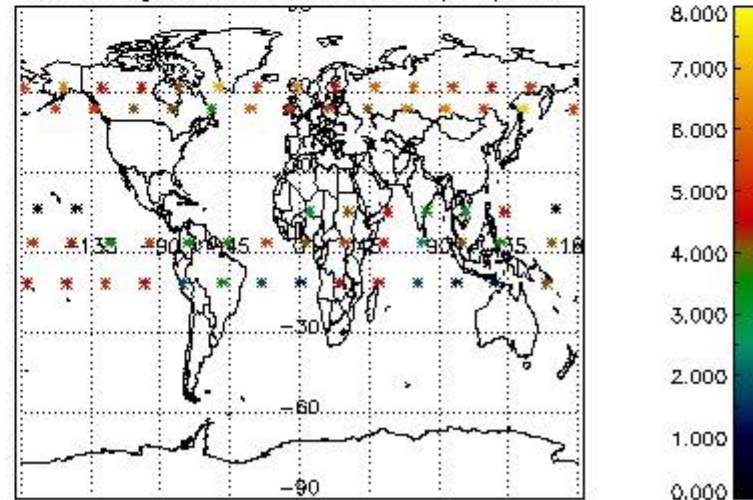
Percentage of datation errors per profile



Percentage of star falling outside central band per profile



Percentage of saturation errors per profile



5. Trace gas profiles

5.1 Ozone statistics based on quality of products

The final quality of the products can be "measured" using the STD (Standard Deviation) attached to every point profile. This information is written to the parameter GOM_NL__2P/NL_LOCAL_SPECIES_DENSITY/o3_std of the level 2 products. The table below shows the statistics for given STD ranges.

The statistics are given with respect to the overall valid production:

- Products without fatal errors: GOM_NL__2P/MPH/PRODUCT_ERR=0
- Valid point profile: GOM_NL__2P/NL_LOCAL_SPECIES_DENSITY/pcd(0)=0

The 'Criteria' is applied to valid points of dark limb products:

- Products in dark limb illumination condition: GOM_NL__2P/NL_SUMMARY_QUALITY/obs_ill_cond=0
- Products without fatal errors: GOM_NL__2P/MPH/PRODUCT_ERR=0
- Valid point profile: GOM_NL__2P/NL_LOCAL_SPECIES_DENSITY/pcd(0)=0

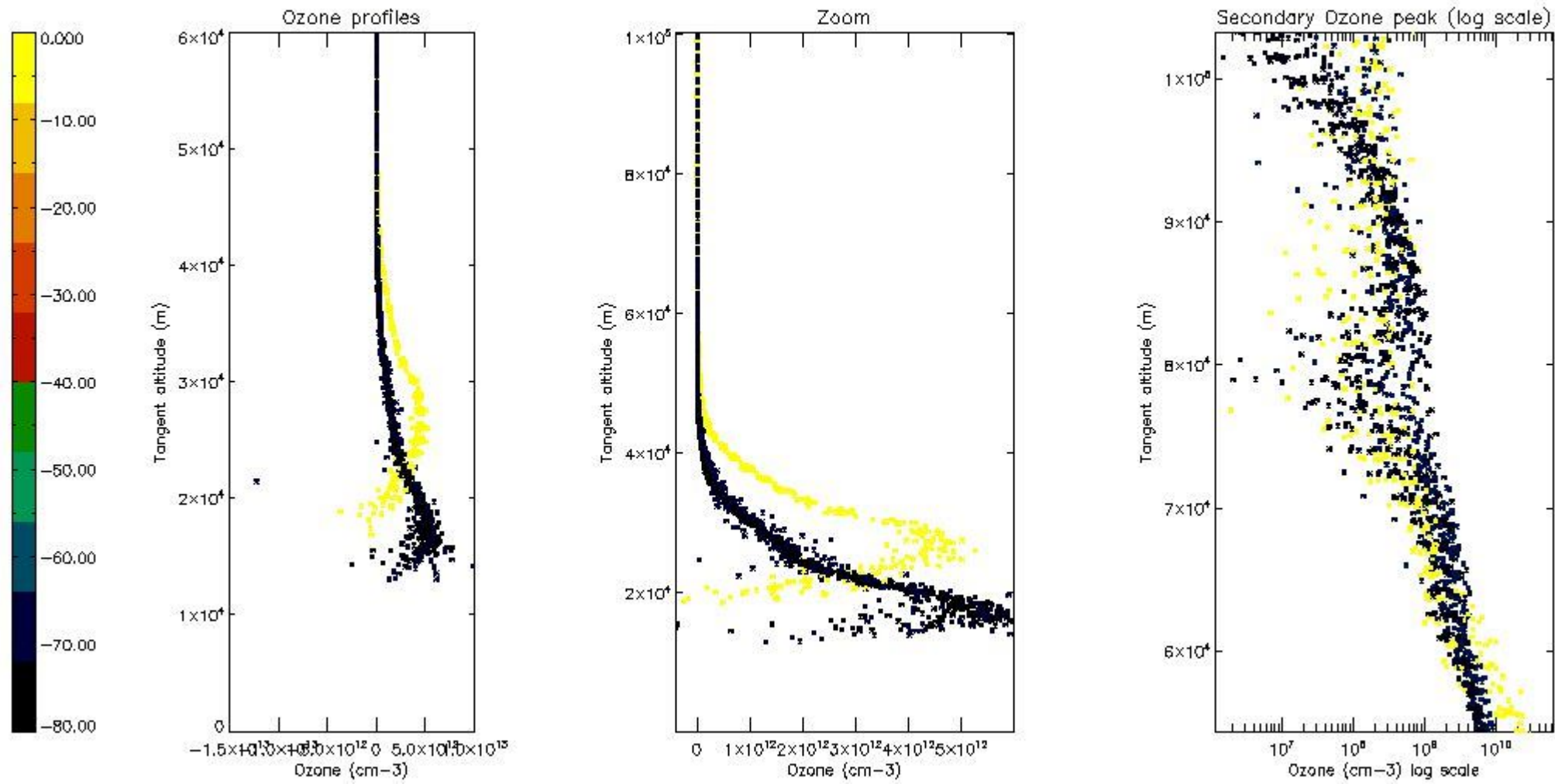
So, the table below shows the percentage of dark limb and valid observations for each criteria with respect to the overall valid daily observations.

Criteria	% of total production
All STD	38
STD < 20	9

STD < 10	6
STD < 5	4

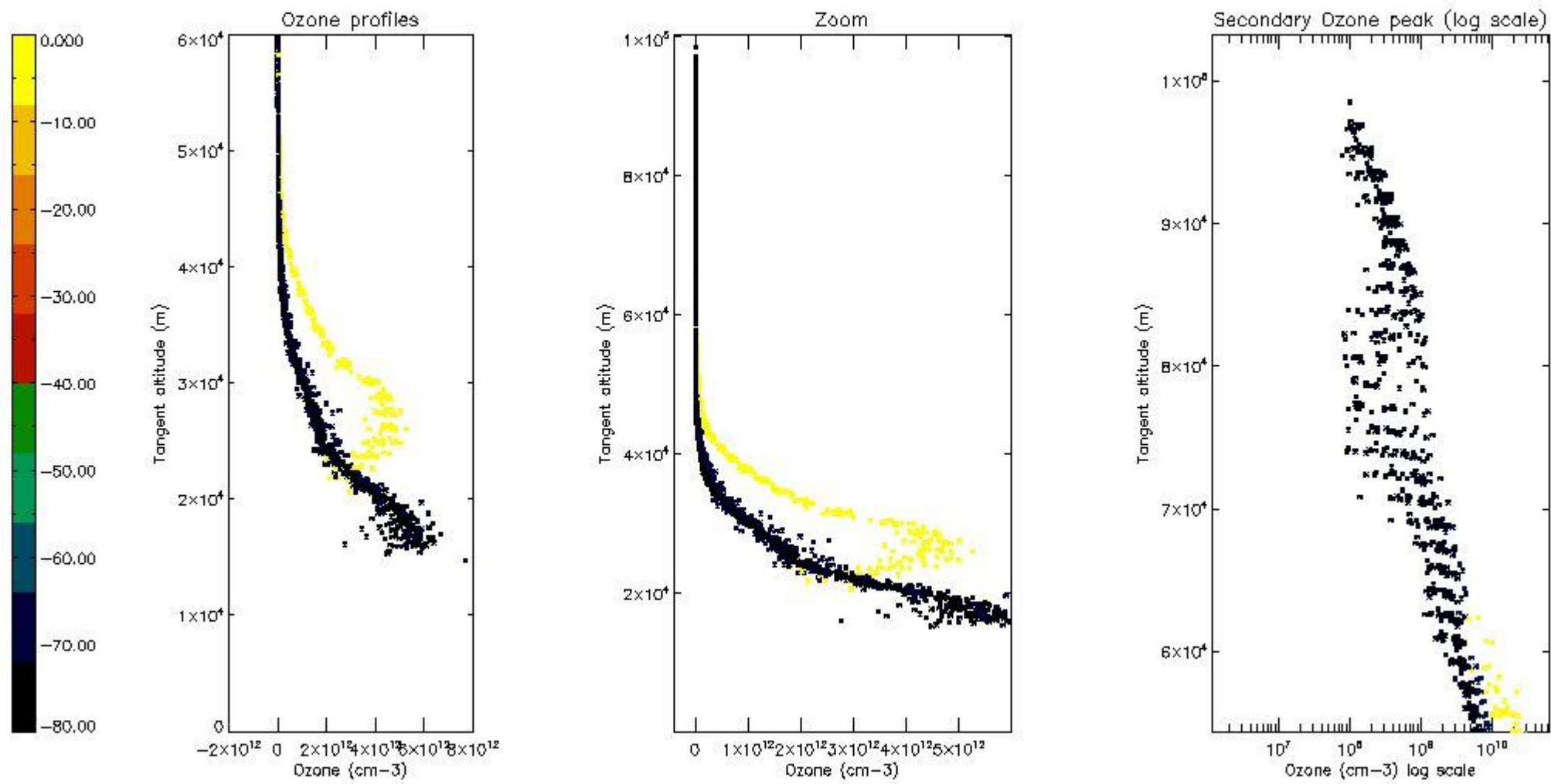
5.2 Plot ozone profiles for all STD (dark without errors)

The colorbar represents the latitude.



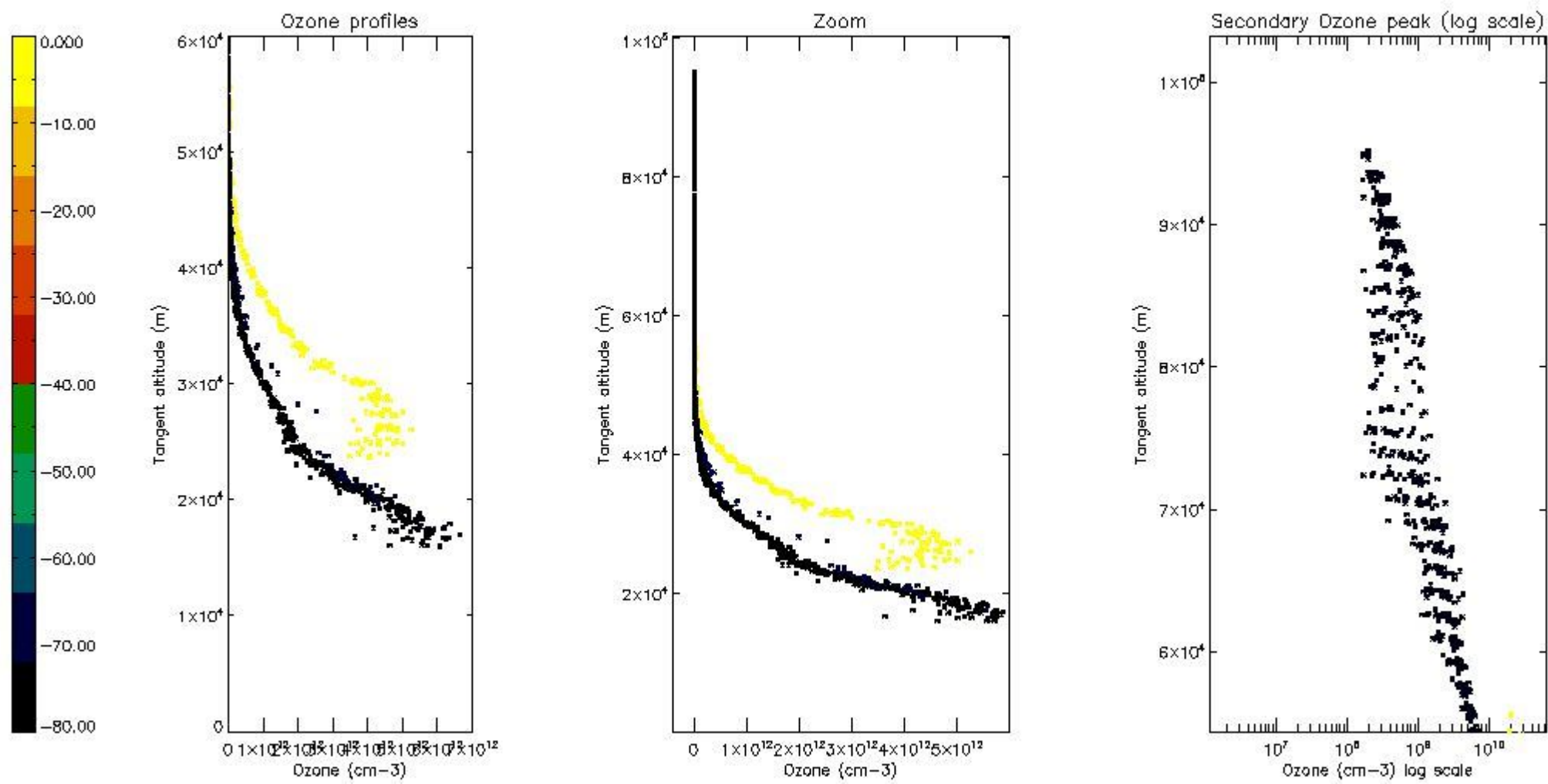
5.3 Plot ozone profiles where STD < 20% (dark without errors)

The colorbar represents the latitude.



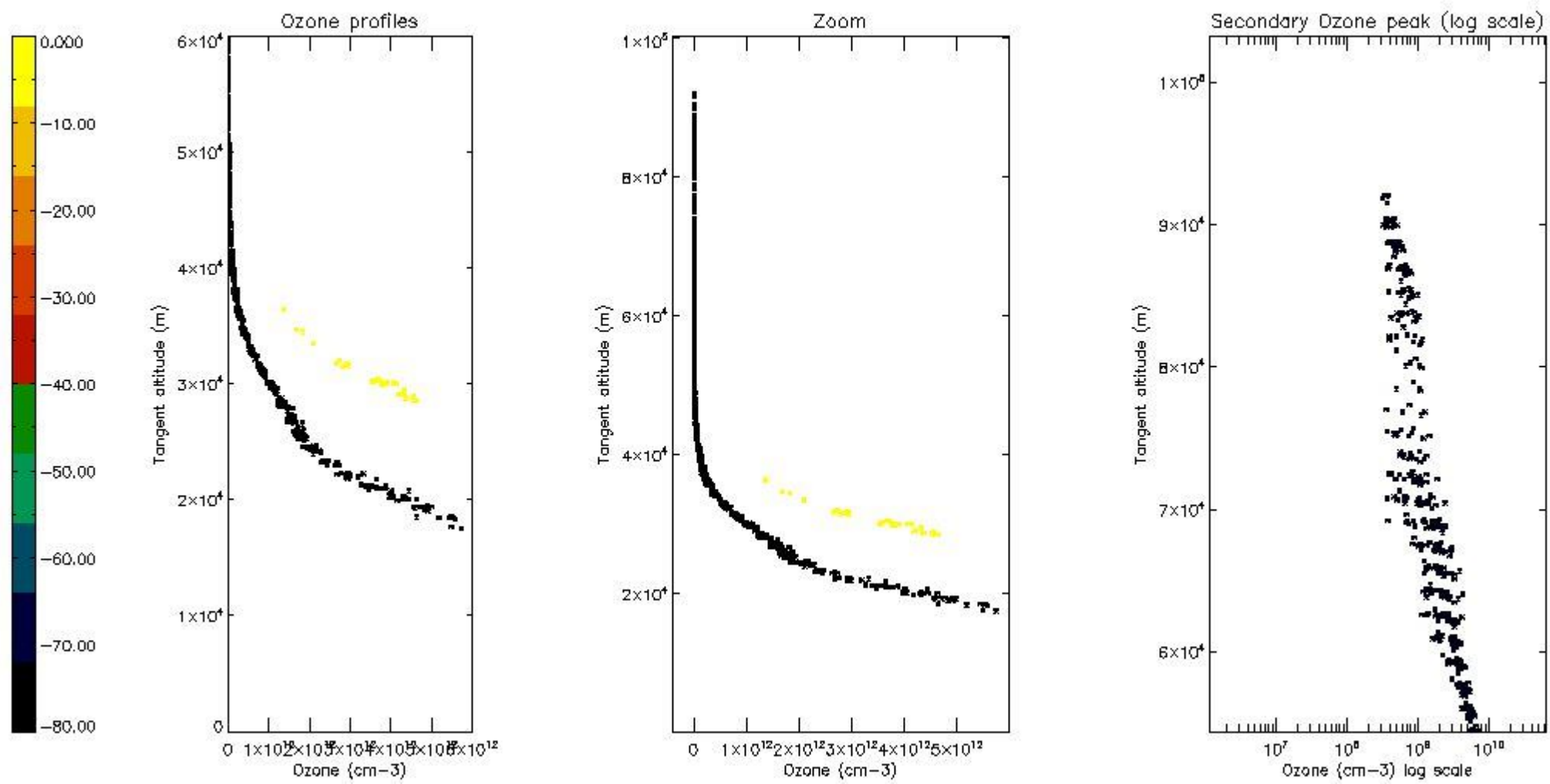
5.4 Plot ozone profiles where STD < 10% (dark without errors)

The colorbar represents the latitude.



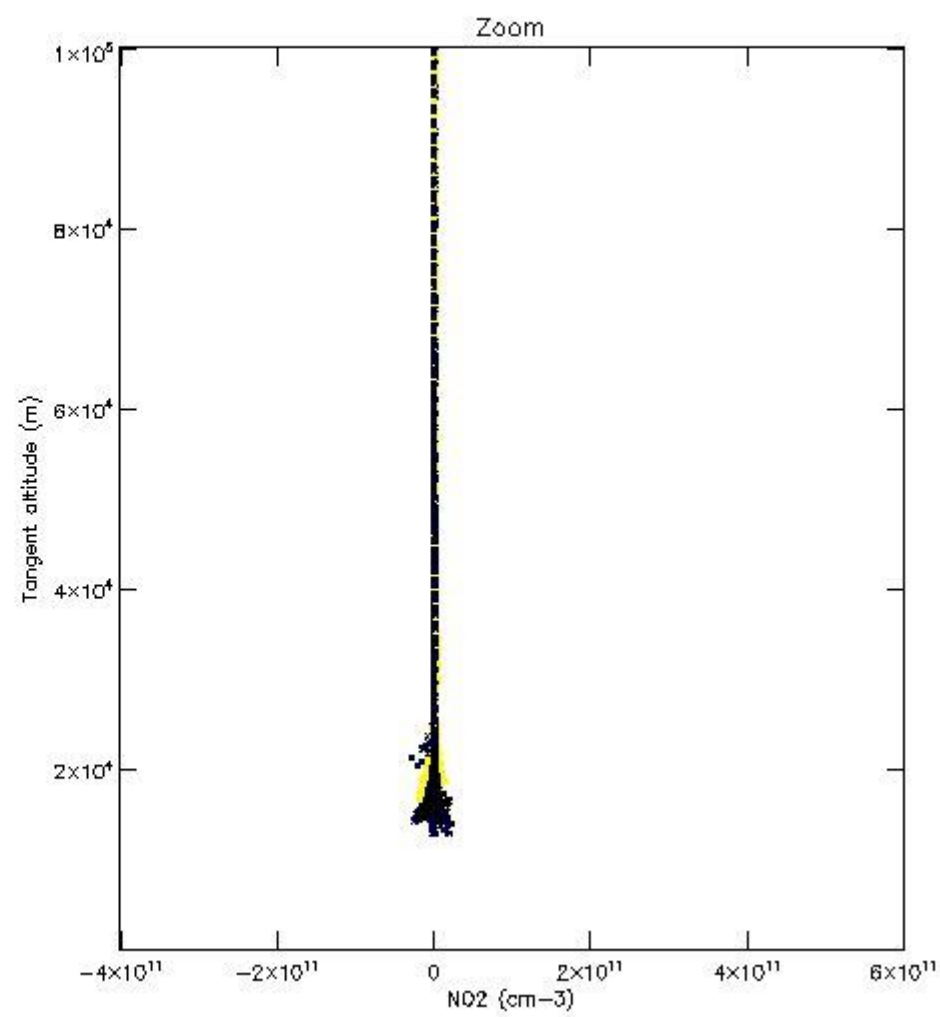
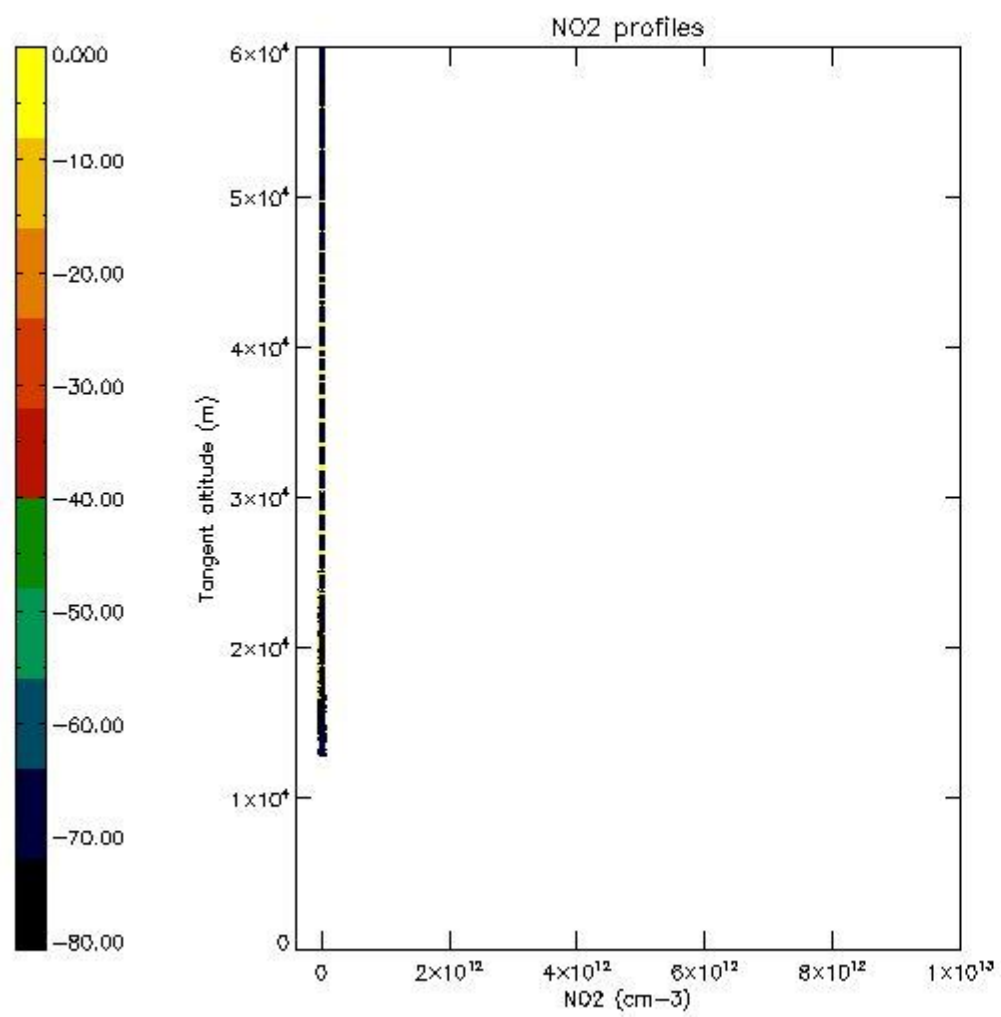
5.5 Plot ozone profiles where $STD < 5\%$ (dark without errors)

The colorbar represents the latitude.



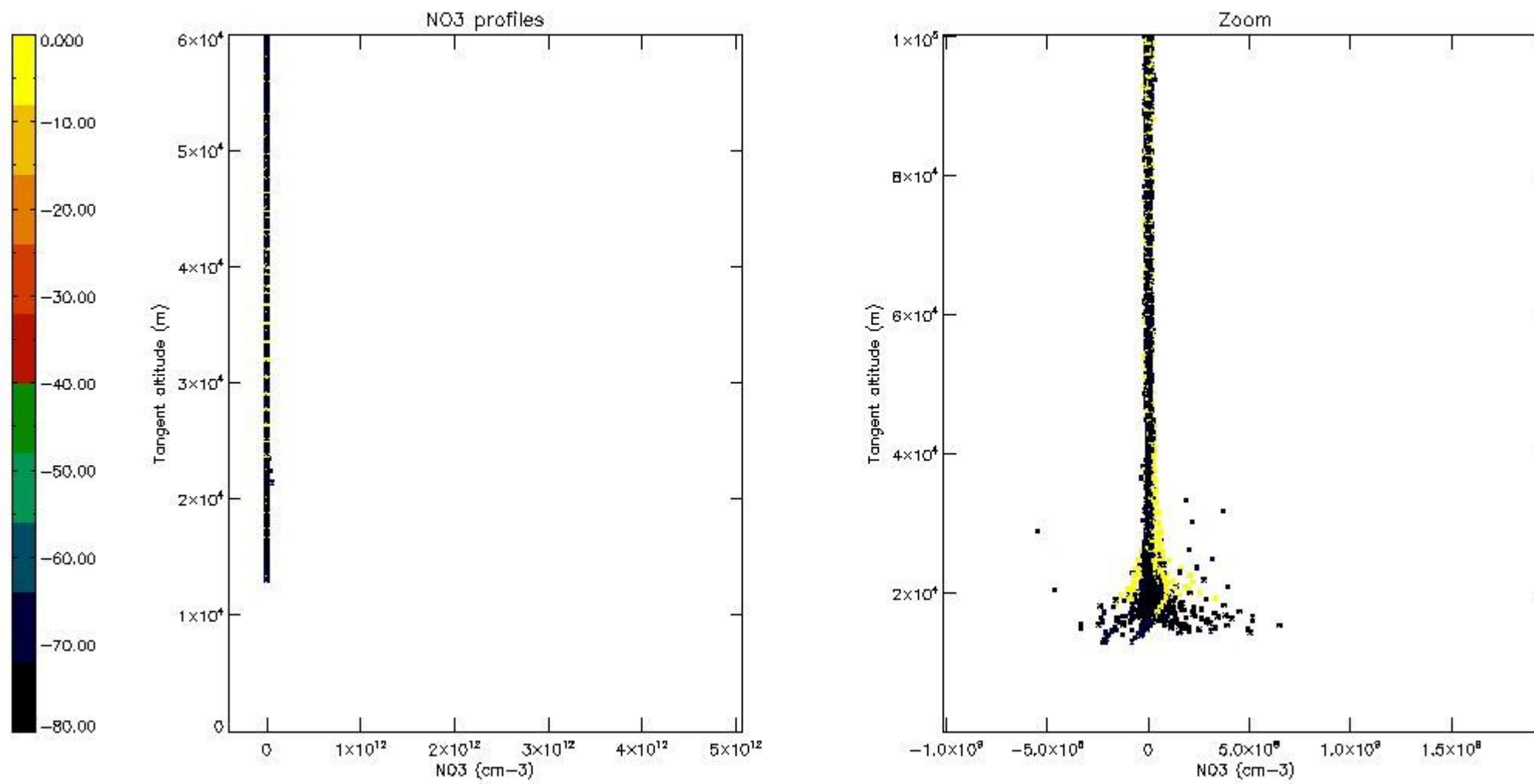
5.6 Plot NO₂ profiles for all STD (dark without errors)

The colorbar represents the latitude.



5.7 Plot NO3 profiles for all STD (dark without errors)

The colorbar represents the latitude.



6. Auxiliary Data Files used for the production reported in section 2

The number reported in the third column indicates since which file (see list in section 2) the corresponding auxiliary file has been used. The fourth column is the date of those product files.

Type	Auxiliary Filename	Used since product	Used since product date
INST_PHYS_CHARACTERISTICS	GOM_INS_AXVIEC20091111_143220_20030716_120000_20500101_000000	1	23-JUL-2005 00:16:38
LEVEL-2_PROC_CONFIG	GOM_PR2_AXVIEC20091111_152718_20020301_000000_20500101_000000	1	23-JUL-2005 00:16:38
CROSS_SECTIONS_FILE	GOM_CRS_AXVIEC20091111_154832_20020301_000000_20500101_000000	1	23-JUL-2005 00:16:38

GOMOS Level 2 Daily Report

SUMMARY

[1. General Info](#)

[2. Summary of processed GOM_NL_2P products](#)

[3. Level 2 Quality information per product](#)

[3.1 Plot of level 2 quality information per product \(time dependant\)](#)

[3.2 Plot of level 2 quality information per product \(world map\)](#)

[4. Level 1 Quality information per product \(stored on level 2 products\)](#)

[4.1 Plot of level 1 quality information per product \(time dependant\)](#)

[4.1.1 Plot of level 1 quality information per product \(time dependant\): ASCENDING](#)

[4.1.2 Plot of level 1 quality information per product \(time dependant\): DESCENDING](#)

[4.2 Plot of level 1 quality information per product \(world map\)](#)

[4.2.1 Plot of level 1 quality information per product \(world map\): ASCENDING](#)

[4.2.2 Plot of level 1 quality information per product \(world map\): DESCENDING](#)

[5. Ozone profiles based on quality statistics and other trace gas profiles](#)

[5.1 Ozone statistics based on quality of products](#)

[5.2 Plot ozone profiles for all STD \(dark without errors\)](#)

[5.3 Plot ozone profiles where STD < 20% \(dark without errors\)](#)

[5.4. Plot ozone profiles where STD < 10% \(dark without errors\)](#)

[5.5. Plot ozone profiles where STD < 5% \(dark without errors\)](#)

[5.6 Plot NO2 profiles for all STD \(dark without errors\)](#)

[5.7 Plot NO3 profiles for all STD \(dark without errors\)](#)

[5.8 Plot H2O profiles \(only for occultations of stars 1,2,3,4,13,14,16,26,63 dark without errors\) for all STD](#)

[6. Auxiliary Data Files used for the production reported in section 2](#)

This report presents the daily analysis on parameters extracted from GOMOS level 2 data (GOM_NL__2P). It is intended to monitor some important parameters that will impact the quality of these products. A list of level 2 products (and content) that have arrived during the reporting day to the PCF is also given.

Item	Value
Time of report generation	18APR2013 10:05:01
Data source version	GOMOS/6.01
Start time of products	23-07-2005 (23JUL2005 00:00:00)
Stop time of products	24-07-2005 (24JUL2005 00:00:00)
Store outputs in DB	Yes
Nb of level 2 prods	171
Nb of prods with errors	11

2. Summary of processed GOM_NL__2P products.

Nr	Filename	UTC Start time	Limb	Duration	Star Id	Star Name	Star Mag	Star Temp	Nb Meas	Orbit	Prod. error
1	GOM_NL__2PRFIN20050723_001638_00000902039_00159_17748_5080.N1	23-JUL-2005 00:16:38	Dark	90.000	30	46Eps Ori	1.6940	30000.	180	17748	No
2	GOM_NL__2PRFIN20050723_001855_00000572039_00159_17748_5081.N1	23-JUL-2005 00:18:55	Dark	57.000	7	19Bet Ori	0.10000	14000.	114	17748	No
3	GOM_NL__2PRFIN20050723_002115_00000852039_00159_17748_5082.N1	23-JUL-2005 00:21:15	Dark	85.000	101	11Alp Lep	2.5820	7000.0	170	17748	No
4	GOM_NL__2PRFIN20050723_004041_00000872039_00160_17749_5174.N1	23-JUL-2005 00:40:41	Dark	87.000	135	Bet Hyi	2.8200	5800.0	174	17749	No
5	GOM_NL__2PRFIN20050723_004840_00000092039_00160_17749_5175.N1	23-JUL-2005 00:48:40	Dark	9.0000	45	Alp Pav	1.9400	26000.	18	17749	Yes
6	GOM_NL__2PRFIN20050723_005627_00000892039_00160_17749_5176.N1	23-JUL-2005 00:56:27	Bright	88.500	38	20Eps Sgr	1.8360	11000.	177	17749	No
7	GOM_NL__2PRFIN20050723_005853_00000892039_00160_17749_5177.N1	23-JUL-2005 00:58:53	Bright	89.000	137	22Lam Sgr	2.8240	4400.0	178	17749	No
8	GOM_NL__2PRFIN20050723_010740_00000862039_00160_17749_5178.N1	23-JUL-2005 01:07:40	Bright	86.000	126	60Bet Oph	2.7700	4250.0	172	17749	No
9	GOM_NL__2PRFIN20050723_010959_00000882039_00160_17749_5179.N1	23-JUL-2005 01:09:59	Bright	88.000	59	55Alp Oph	2.0800	8900.0	176	17749	No
10	GOM_NL__2PRFIN20050723_012053_00000862039_00160_17749_5180.N1	23-JUL-2005 01:20:53	Bright	85.500	130	23Bet Dra	2.7990	5800.0	171	17749	No
11	GOM_NL__2PRFIN20050723_012407_00000852039_00160_17749_5181.N1	23-JUL-2005 01:24:07	Bright	84.500	119	14Eta Dra	2.7270	4700.0	169	17749	No
12	GOM_NL__2PRFIN20050723_012820_00000832039_00160_17749_5182.N1	23-JUL-2005 01:28:20	Bright	82.500	60	7Bet UMi	2.0810	3950.0	165	17749	No
13	GOM_NL__2PRFIN20050723_015715_00000902039_00160_17749_5183.N1	23-JUL-2005 01:57:15	Dark	90.000	30	46Eps Ori	1.6940	30000.	180	17749	No
14	GOM_NL__2PRFIN20050723_015931_00000572039_00160_17749_5184.N1	23-JUL-2005 01:59:31	Dark	57.000	7	19Bet Ori	0.10000	14000.	114	17749	No
15	GOM_NL__2PRFIN20050723_020152_00000852039_00160_17749_5185.N1	23-JUL-2005 02:01:52	Dark	85.000	101	11Alp Lep	2.5820	7000.0	170	17749	No
16	GOM_NL__2PRFIN20050723_022117_00000852039_00161_17750_5176.N1	23-JUL-2005 02:21:17	Dark	85.000	135	Bet Hyi	2.8200	5800.0	170	17750	No
17	GOM_NL__2PRFIN20050723_022916_00000282039_00161_17750_5177.N1	23-JUL-2005 02:29:16	Dark	28.000	45	Alp Pav	1.9400	26000.	56	17750	Yes
18	GOM_NL__2PRFIN20050723_023703_00000932039_00161_17750_5178.N1	23-JUL-2005 02:37:03	Bright	92.500	38	20Eps Sgr	1.8360	11000.	185	17750	No
19	GOM_NL__2PRFIN20050723_023929_00000892039_00161_17750_5179.N1	23-JUL-2005 02:39:29	Bright	89.000	137	22Lam Sgr	2.8240	4400.0	178	17750	No
20	GOM_NL__2PRFIN20050723_024816_00000862039_00161_17750_5180.N1	23-JUL-2005 02:48:16	Bright	85.500	126	60Bet Oph	2.7700	4250.0	171	17750	No
21	GOM_NL__2PRFIN20050723_025035_00000862039_00161_17750_5181.N1	23-JUL-2005 02:50:35	Bright	85.500	59	55Alp Oph	2.0800	8900.0	171	17750	No
22	GOM_NL__2PRFIN20050723_030129_00000842039_00161_17750_5182.N1	23-JUL-2005 03:01:29	Bright	83.500	130	23Bet Dra	2.7990	5800.0	167	17750	No
23	GOM_NL__2PRFIN20050723_030443_00000852039_00161_17750_5183.N1	23-JUL-2005 03:04:43	Bright	84.500	119	14Eta Dra	2.7270	4700.0	169	17750	No
24	GOM_NL__2PRFIN20050723_030856_00000832039_00161_17750_5184.N1	23-JUL-2005 03:08:56	Bright	82.500	60	7Bet UMi	2.0810	3950.0	165	17750	No
25	GOM_NL__2PRFIN20050723_033751_00000892039_00161_17750_5185.N1	23-JUL-2005 03:37:51	Dark	88.500	30	46Eps Ori	1.6940	30000.	177	17750	No
26	GOM_NL__2PRFIN20050723_034002_00000852039_00161_17750_5186.N1	23-JUL-2005 03:40:02	Dark	84.500	56	53Kap Ori	2.0650	30000.	169	17750	No
27	GOM_NL__2PRFIN20050723_034228_00000862039_00161_17750_5187.N1	23-JUL-2005 03:42:28	Dark	86.000	101	11Alp Lep	2.5820	7000.0	172	17750	No
28	GOM_NL__2PRFIN20050723_040153_00000862039_00162_17751_5198.N1	23-JUL-2005 04:01:53	Dark	86.000	135	Bet Hyi	2.8200	5800.0	172	17751	No
29	GOM_NL__2PRFIN20050723_040952_00000282039_00162_17751_5199.N1	23-JUL-2005 04:09:52	Dark	28.000	45	Alp Pav	1.9400	26000.	56	17751	Yes
30	GOM_NL__2PRFIN20050723_041739_00000902039_00162_17751_5200.N1	23-JUL-2005 04:17:39	Bright	89.500	38	20Eps Sgr	1.8360	11000.	179	17751	No
31	GOM_NL__2PRFIN20050723_042005_00000892039_00162_17751_5201.N1	23-JUL-2005 04:20:05	Bright	88.500	137	22Lam Sgr	2.8240	4400.0	177	17751	No
32	GOM_NL__2PRFIN20050723_042852_00000862039_00162_17751_5202.N1	23-JUL-2005 04:28:52	Bright	86.000	126	60Bet Oph	2.7700	4250.0	172	17751	No
33	GOM_NL__2PRFIN20050723_043112_00000872039_00162_17751_5203.N1	23-JUL-2005 04:31:12	Bright	87.000	59	55Alp Oph	2.0800	8900.0	174	17751	No
34	GOM_NL__2PRFIN20050723_044206_00000852039_00162_17751_5204.N1	23-JUL-2005 04:42:06	Bright	84.500	130	23Bet Dra	2.7990	5800.0	169	17751	No
35	GOM_NL__2PRFIN20050723_044519_00000842039_00162_17751_5205.N1	23-JUL-2005 04:45:19	Bright	83.500	119	14Eta Dra	2.7270	4700.0	167	17751	No
36	GOM_NL__2PRFIN20050723_044932_00000832039_00162_17751_5206.N1	23-JUL-2005 04:49:32	Bright	83.000	60	7Bet UMi	2.0810	3950.0	166	17751	No
37	GOM_NL__2PRFIN20050723_051827_00000882039_00162_17751_5207.N1	23-JUL-2005 05:18:27	Dark	88.000	30	46Eps Ori	1.6940	30000.	176	17751	No
38	GOM_NL__2PRFIN20050723_052038_00000882039_00162_17751_5208.N1	23-JUL-2005 05:20:38	Dark	88.000	56	53Kap Ori	2.0650	30000.	176	17751	No
39	GOM_NL__2PRFIN20050723_052304_00000902039_00162_17751_5209.N1	23-JUL-2005 05:23:04	Dark	90.000	101	11Alp Lep	2.5820	7000.0	180	17751	No
40	GOM_NL__2PRFIN20050723_054230_00000862039_00163_17752_5199.N1	23-JUL-2005 05:42:30	Dark	86.000	135	Bet Hyi	2.8200	5800.0	172	17752	No
41	GOM_NL__2PRFIN20050723_055028_00000282039_00163_17752_5200.N1	23-JUL-2005 05:50:28	Dark	28.000	45	Alp Pav	1.9400	26000.	56	17752	Yes
42	GOM_NL__2PRFIN20050723_055815_00000932039_00163_17752_5201.N1	23-JUL-2005 05:58:15	Bright	92.500	38	20Eps Sgr	1.8360	11000.	185	17752	No

43	GOM_NL__2PRFIN20050723_060041_00000892039_00163_17752_5202.N1	23-JUL-2005 06:00:41	Bright	89.000	137	22Lam Sgr	2.8240	4400.0	178	17752	No
44	GOM_NL__2PRFIN20050723_060929_00000872039_00163_17752_5203.N1	23-JUL-2005 06:09:29	Bright	86.500	126	60Bet Oph	2.7700	4250.0	173	17752	No
45	GOM_NL__2PRFIN20050723_061148_00000882039_00163_17752_5204.N1	23-JUL-2005 06:11:48	Bright	87.500	59	55Alp Oph	2.0800	8900.0	175	17752	No
46	GOM_NL__2PRFIN20050723_062241_00000862039_00163_17752_5205.N1	23-JUL-2005 06:22:41	Bright	86.000	130	23Bet Dra	2.7990	5800.0	172	17752	No
47	GOM_NL__2PRFIN20050723_062555_00000862039_00163_17752_5206.N1	23-JUL-2005 06:25:55	Bright	86.000	119	14Eta Dra	2.7270	4700.0	172	17752	No
48	GOM_NL__2PRFIN20050723_063008_00000872039_00163_17752_5207.N1	23-JUL-2005 06:30:08	Bright	86.500	60	7Bet UMi	2.0810	3950.0	173	17752	No
49	GOM_NL__2PRFIN20050723_065903_00000892039_00163_17752_5208.N1	23-JUL-2005 06:59:03	Dark	88.500	30	46Eps Ori	1.6940	30000.	177	17752	No
50	GOM_NL__2PRFIN20050723_070114_00000892039_00163_17752_5209.N1	23-JUL-2005 07:01:14	Dark	88.500	56	53Kap Ori	2.0650	30000.	177	17752	No
51	GOM_NL__2PRFIN20050723_070340_00000872039_00163_17752_5210.N1	23-JUL-2005 07:03:40	Dark	87.000	101	11Alp Lep	2.5820	7000.0	174	17752	No
52	GOM_NL__2PRFIN20050723_072306_00000872039_00164_17753_5200.N1	23-JUL-2005 07:23:06	Dark	86.500	135	Bet Hyi	2.8200	5800.0	173	17753	No
53	GOM_NL__2PRFIN20050723_073105_00000282039_00164_17753_5201.N1	23-JUL-2005 07:31:05	Dark	28.000	45	Alp Pav	1.9400	26000.	56	17753	Yes
54	GOM_NL__2PRFIN20050723_073851_00000922039_00164_17753_5202.N1	23-JUL-2005 07:38:51	Bright	92.000	38	20Eps Sgr	1.8360	11000.	184	17753	No
55	GOM_NL__2PRFIN20050723_074117_00000872039_00164_17753_5203.N1	23-JUL-2005 07:41:17	Bright	87.000	137	22Lam Sgr	2.8240	4400.0	174	17753	No
56	GOM_NL__2PRFIN20050723_075005_00000872039_00164_17753_5204.N1	23-JUL-2005 07:50:05	Bright	86.500	126	60Bet Oph	2.7700	4250.0	173	17753	No
57	GOM_NL__2PRFIN20050723_075224_00000852039_00164_17753_5205.N1	23-JUL-2005 07:52:24	Bright	85.000	59	55Alp Oph	2.0800	8900.0	170	17753	No
58	GOM_NL__2PRFIN20050723_080318_00000852039_00164_17753_5206.N1	23-JUL-2005 08:03:18	Bright	85.000	130	23Bet Dra	2.7990	5800.0	170	17753	No
59	GOM_NL__2PRFIN20050723_080632_00000872039_00164_17753_5207.N1	23-JUL-2005 08:06:32	Bright	86.500	119	14Eta Dra	2.7270	4700.0	173	17753	No
60	GOM_NL__2PRFIN20050723_081045_00000872039_00164_17753_5208.N1	23-JUL-2005 08:10:45	Bright	87.000	60	7Bet UMi	2.0810	3950.0	174	17753	No
61	GOM_NL__2PRFIN20050723_083939_00000902039_00164_17753_5209.N1	23-JUL-2005 08:39:39	Dark	89.500	30	46Eps Ori	1.6940	30000.	179	17753	No
62	GOM_NL__2PRFIN20050723_084150_00000872039_00164_17753_5210.N1	23-JUL-2005 08:41:50	Dark	87.000	56	53Kap Ori	2.0650	30000.	174	17753	No
63	GOM_NL__2PRFIN20050723_084416_00000882039_00164_17753_5211.N1	23-JUL-2005 08:44:16	Dark	87.500	101	11Alp Lep	2.5820	7000.0	175	17753	No
64	GOM_NL__2PRFIN20050723_090342_00000872039_00165_17754_5201.N1	23-JUL-2005 09:03:42	Dark	87.000	135	Bet Hyi	2.8200	5800.0	174	17754	No
65	GOM_NL__2PRFIN20050723_091141_00000282039_00165_17754_5202.N1	23-JUL-2005 09:11:41	Dark	28.000	45	Alp Pav	1.9400	26000.	56	17754	Yes
66	GOM_NL__2PRFIN20050723_091927_00000902039_00165_17754_5203.N1	23-JUL-2005 09:19:27	Bright	89.500	38	20Eps Sgr	1.8360	11000.	179	17754	No
67	GOM_NL__2PRFIN20050723_092154_00000892039_00165_17754_5204.N1	23-JUL-2005 09:21:54	Bright	88.500	137	22Lam Sgr	2.8240	4400.0	177	17754	No
68	GOM_NL__2PRFIN20050723_093041_00000862039_00165_17754_5205.N1	23-JUL-2005 09:30:41	Bright	85.500	126	60Bet Oph	2.7700	4250.0	171	17754	No
69	GOM_NL__2PRFIN20050723_093300_00000862039_00165_17754_5206.N1	23-JUL-2005 09:33:00	Bright	86.000	59	55Alp Oph	2.0800	8900.0	172	17754	No
70	GOM_NL__2PRFIN20050723_094354_00000852039_00165_17754_5207.N1	23-JUL-2005 09:43:54	Bright	84.500	130	23Bet Dra	2.7990	5800.0	169	17754	No
71	GOM_NL__2PRFIN20050723_094708_00000862039_00165_17754_5208.N1	23-JUL-2005 09:47:08	Bright	85.500	119	14Eta Dra	2.7270	4700.0	171	17754	No
72	GOM_NL__2PRFIN20050723_095121_00000842039_00165_17754_5209.N1	23-JUL-2005 09:51:21	Bright	83.500	60	7Bet UMi	2.0810	3950.0	167	17754	No
73	GOM_NL__2PRFIN20050723_102016_00000892039_00165_17754_5210.N1	23-JUL-2005 10:20:16	Dark	89.000	30	46Eps Ori	1.6940	30000.	178	17754	No
74	GOM_NL__2PRFIN20050723_102226_00000892039_00165_17754_5211.N1	23-JUL-2005 10:22:26	Dark	88.500	56	53Kap Ori	2.0650	30000.	177	17754	No
75	GOM_NL__2PRFIN20050723_102452_00000902039_00165_17754_5212.N1	23-JUL-2005 10:24:52	Dark	90.000	101	11Alp Lep	2.5820	7000.0	180	17754	No
76	GOM_NL__2PRFIN20050723_104418_00000862039_00166_17755_5202.N1	23-JUL-2005 10:44:18	Dark	85.500	135	Bet Hyi	2.8200	5800.0	171	17755	No
77	GOM_NL__2PRFIN20050723_105217_00000472039_00166_17755_5203.N1	23-JUL-2005 10:52:17	Straylight	47.000	45	Alp Pav	1.9400	26000.	94	17755	No
78	GOM_NL__2PRFIN20050723_110003_00000892039_00166_17755_5204.N1	23-JUL-2005 11:00:03	Bright	88.500	38	20Eps Sgr	1.8360	11000.	177	17755	No
79	GOM_NL__2PRFIN20050723_110230_00000882039_00166_17755_5205.N1	23-JUL-2005 11:02:30	Bright	88.000	137	22Lam Sgr	2.8240	4400.0	176	17755	No
80	GOM_NL__2PRFIN20050723_111117_00000872039_00166_17755_5206.N1	23-JUL-2005 11:11:17	Bright	87.000	126	60Bet Oph	2.7700	4250.0	174	17755	No
81	GOM_NL__2PRFIN20050723_111336_00000862039_00166_17755_5207.N1	23-JUL-2005 11:13:36	Bright	86.000	59	55Alp Oph	2.0800	8900.0	172	17755	No
82	GOM_NL__2PRFIN20050723_112407_00000162039_00166_17755_5208.N1	23-JUL-2005 11:24:07	Dark	16.000	69	33Gam Dra	2.2310	3800.0	32	17755	Yes
83	GOM_NL__2PRFIN20050723_112744_00000872039_00166_17755_5209.N1	23-JUL-2005 11:27:44	Bright	86.500	119	14Eta Dra	2.7270	4700.0	173	17755	No
84	GOM_NL__2PRFIN20050723_113157_00000842039_00166_17755_5210.N1	23-JUL-2005 11:31:57	Bright	83.500	60	7Bet UMi	2.0810	3950.0	167	17755	No
85	GOM_NL__2PRFIN20050723_120052_00000902039_00166_17755_5211.N1	23-JUL-2005 12:00:52	Dark	90.000	30	46Eps Ori	1.6940	30000.	180	17755	No
86	GOM_NL__2PRFIN20050723_120302_00000902039_00166_17755_5212.N1	23-JUL-2005 12:03:02	Dark	89.500	56	53Kap Ori	2.0650	30000.	179	17755	No
87	GOM_NL__2PRFIN20050723_120529_00000912039_00166_17755_5213.N1	23-JUL-2005 12:05:29	Dark	91.000	101	11Alp Lep	2.5820	7000.0	182	17755	No
88	GOM_NL__2PRFIN20050723_122454_00000862039_00167_17756_5203.N1	23-JUL-2005 12:24:54	Dark	86.000	135	Bet Hyi	2.8200	5800.0	172	17756	No
89	GOM_NL__2PRFIN20050723_123253_00000472039_00167_17756_5204.N1	23-JUL-2005 12:32:53	Straylight	47.000	45	Alp Pav	1.9400	26000.	94	17756	No
90	GOM_NL__2PRFIN20050723_124039_00000912039_00167_17756_5205.N1	23-JUL-2005 12:40:39	Bright	91.000	38	20Eps Sgr	1.8360	11000.	182	17756	No
91	GOM_NL__2PRFIN20050723_124306_00000872039_00167_17756_5206.N1	23-JUL-2005 12:43:06	Bright	87.000	137	22Lam Sgr	2.8240	4400.0	174	17756	No
92	GOM_NL__2PRFIN20050723_125153_00000872039_00167_17756_5207.N1	23-JUL-2005 12:51:53	Bright	86.500	126	60Bet Oph	2.7700	4250.0	173	17756	No
93	GOM_NL__2PRFIN20050723_125412_00000872039_00167_17756_5208.N1	23-JUL-2005 12:54:12	Bright	86.500	59	55Alp Oph	2.0800	8900.0	173	17756	No
94	GOM_NL__2PRFIN20050723_130443_00000162039_00167_17756_5209.N1	23-JUL-2005 13:04:43	Dark	16.000	69	33Gam Dra	2.2310	3800.0	32	17756	Yes
95	GOM_NL__2PRFIN20050723_130820_00000852039_00167_17756_5210.N1	23-JUL-2005 13:08:20	Bright	84.500	119	14Eta Dra	2.7270	4700.0	169	17756	No
96	GOM_NL__2PRFIN20050723_131233_00000862039_00167_17756_5211.N1	23-JUL-2005 13:12:33	Bright	85.500	60	7Bet UMi	2.0810	3950.0	171	17756	No
97	GOM_NL__2PRFIN20050723_134128_00000902039_00167_17756_5212.N1	23-JUL-2005 13:41:28	Dark	89.500	30	46Eps Ori	1.6940	30000.	179	17756	No
98	GOM_NL__2PRFIN20050723_134339_00000892039_00167_17756_5213.N1	23-JUL-2005 13:43:39	Dark	88.500	56	53Kap Ori	2.0650	30000.	177	17756	No
99	GOM_NL__2PRFIN20050723_134605_00000902039_00167_17756_5214.N1	23-JUL-2005 13:46:05	Dark	89.500	101	11Alp Lep	2.5820	7000.0	179	17756	No
100	GOM_NL__2PRFIN20050723_140531_00000872039_00168_17757_5204.N1	23-JUL-2005 14:05:31	Dark	86.500	135	Bet Hyi	2.8200	5800.0	173	17757	No
101	GOM_NL__2PRFIN20050723_141330_00000472039_00168_17757_5205.N1	23-JUL-2005 14:13:30	Straylight	47.000	45	Alp Pav	1.9400	26000.	94	17757	No

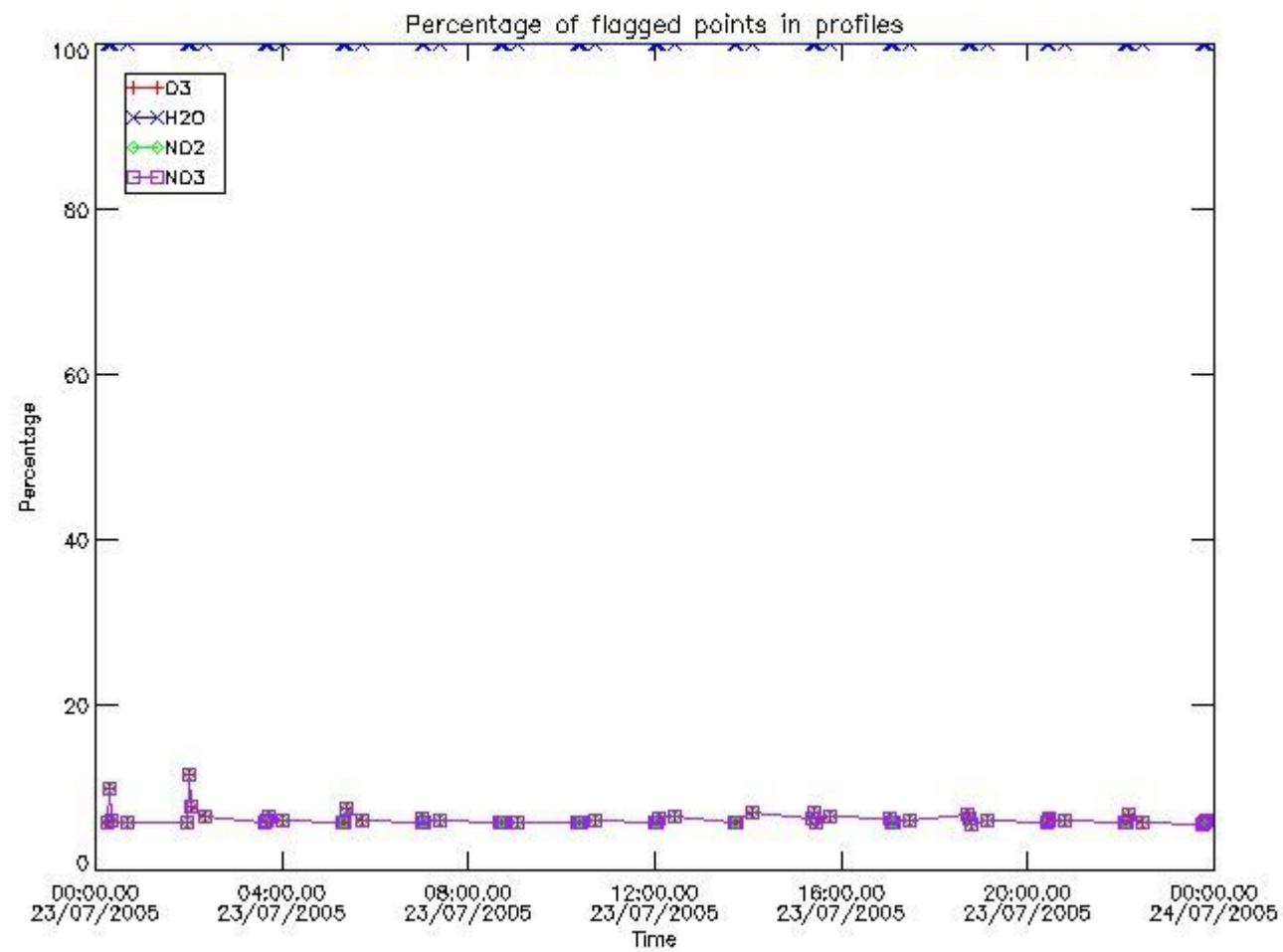
102	GOM_NL__2PRFIN20050723_142115_00000902039_00168_17757_5206.N1	23-JUL-2005 14:21:15	Bright	89.500	38	20Eps Sgr	1.8360	11000.	179	17757	No
103	GOM_NL__2PRFIN20050723_142342_00000892039_00168_17757_5207.N1	23-JUL-2005 14:23:42	Bright	88.500	137	22Lam Sgr	2.8240	4400.0	177	17757	No
104	GOM_NL__2PRFIN20050723_143229_00000882039_00168_17757_5208.N1	23-JUL-2005 14:32:29	Bright	87.500	126	60Bet Oph	2.7700	4250.0	175	17757	No
105	GOM_NL__2PRFIN20050723_143449_00000842039_00168_17757_5209.N1	23-JUL-2005 14:34:49	Bright	84.000	59	55Alp Oph	2.0800	8900.0	168	17757	No
106	GOM_NL__2PRFIN20050723_144519_00000162039_00168_17757_5210.N1	23-JUL-2005 14:45:19	Dark	16.000	69	33Gam Dra	2.2310	3800.0	32	17757	Yes
107	GOM_NL__2PRFIN20050723_144856_00000852039_00168_17757_5211.N1	23-JUL-2005 14:48:56	Bright	85.000	119	14Eta Dra	2.7270	4700.0	170	17757	No
108	GOM_NL__2PRFIN20050723_145309_00000842039_00168_17757_5212.N1	23-JUL-2005 14:53:09	Bright	84.000	60	7Bet UMi	2.0810	3950.0	168	17757	No
109	GOM_NL__2PRFIN20050723_152204_00000902039_00168_17757_5213.N1	23-JUL-2005 15:22:04	Dark	89.500	30	46Eps Ori	1.6940	30000.	179	17757	No
110	GOM_NL__2PRFIN20050723_152415_00000882039_00168_17757_5214.N1	23-JUL-2005 15:24:15	Dark	88.000	56	53Kap Ori	2.0650	30000.	176	17757	No
111	GOM_NL__2PRFIN20050723_152641_00000892039_00168_17757_5215.N1	23-JUL-2005 15:26:41	Dark	89.000	101	11Alp Lep	2.5820	7000.0	178	17757	No
112	GOM_NL__2PRFIN20050723_154607_00000872039_00169_17758_5205.N1	23-JUL-2005 15:46:07	Dark	86.500	135	Bet Hyi	2.8200	5800.0	173	17758	No
113	GOM_NL__2PRFIN20050723_155406_00000472039_00169_17758_5206.N1	23-JUL-2005 15:54:06	Straylight	47.000	45	Alp Pav	1.9400	26000.	94	17758	No
114	GOM_NL__2PRFIN20050723_160152_00000962039_00169_17758_5207.N1	23-JUL-2005 16:01:52	Bright	96.000	38	20Eps Sgr	1.8360	11000.	192	17758	No
115	GOM_NL__2PRFIN20050723_160418_00000882039_00169_17758_5208.N1	23-JUL-2005 16:04:18	Bright	88.000	137	22Lam Sgr	2.8240	4400.0	176	17758	No
116	GOM_NL__2PRFIN20050723_161306_00000852039_00169_17758_5209.N1	23-JUL-2005 16:13:06	Bright	84.500	126	60Bet Oph	2.7700	4250.0	169	17758	No
117	GOM_NL__2PRFIN20050723_161525_00000852039_00169_17758_5210.N1	23-JUL-2005 16:15:25	Bright	84.500	59	55Alp Oph	2.0800	8900.0	169	17758	No
118	GOM_NL__2PRFIN20050723_162555_00000162039_00169_17758_5211.N1	23-JUL-2005 16:25:55	Dark	16.000	69	33Gam Dra	2.2310	3800.0	32	17758	Yes
119	GOM_NL__2PRFIN20050723_162933_00000862039_00169_17758_5212.N1	23-JUL-2005 16:29:33	Bright	86.000	119	14Eta Dra	2.7270	4700.0	172	17758	No
120	GOM_NL__2PRFIN20050723_163345_00000872039_00169_17758_5213.N1	23-JUL-2005 16:33:45	Bright	86.500	60	7Bet UMi	2.0810	3950.0	173	17758	No
121	GOM_NL__2PRFIN20050723_170240_00000902039_00169_17758_5214.N1	23-JUL-2005 17:02:40	Dark	90.000	30	46Eps Ori	1.6940	30000.	180	17758	No
122	GOM_NL__2PRFIN20050723_170451_00000892039_00169_17758_5215.N1	23-JUL-2005 17:04:51	Dark	88.500	56	53Kap Ori	2.0650	30000.	177	17758	No
123	GOM_NL__2PRFIN20050723_170717_00000892039_00169_17758_5216.N1	23-JUL-2005 17:07:17	Dark	88.500	101	11Alp Lep	2.5820	7000.0	177	17758	No
124	GOM_NL__2PRFIN20050723_172643_00000872039_00170_17759_5206.N1	23-JUL-2005 17:26:43	Dark	86.500	135	Bet Hyi	2.8200	5800.0	173	17759	No
125	GOM_NL__2PRFIN20050723_173442_00000472039_00170_17759_5207.N1	23-JUL-2005 17:34:42	Straylight	46.500	45	Alp Pav	1.9400	26000.	93	17759	No
126	GOM_NL__2PRFIN20050723_174228_00000882039_00170_17759_5208.N1	23-JUL-2005 17:42:28	Bright	88.000	38	20Eps Sgr	1.8360	11000.	176	17759	No
127	GOM_NL__2PRFIN20050723_174454_00000892039_00170_17759_5209.N1	23-JUL-2005 17:44:54	Bright	88.500	137	22Lam Sgr	2.8240	4400.0	177	17759	No
128	GOM_NL__2PRFIN20050723_175342_00000852039_00170_17759_5210.N1	23-JUL-2005 17:53:42	Bright	85.000	126	60Bet Oph	2.7700	4250.0	170	17759	No
129	GOM_NL__2PRFIN20050723_175601_00000852039_00170_17759_5211.N1	23-JUL-2005 17:56:01	Bright	84.500	59	55Alp Oph	2.0800	8900.0	169	17759	No
130	GOM_NL__2PRFIN20050723_180631_00000162039_00170_17759_5212.N1	23-JUL-2005 18:06:31	Dark	16.000	69	33Gam Dra	2.2310	3800.0	32	17759	Yes
131	GOM_NL__2PRFIN20050723_181009_00000852039_00170_17759_5213.N1	23-JUL-2005 18:10:09	Bright	84.500	119	14Eta Dra	2.7270	4700.0	169	17759	No
132	GOM_NL__2PRFIN20050723_181422_00000882039_00170_17759_5214.N1	23-JUL-2005 18:14:22	Bright	87.500	60	7Bet UMi	2.0810	3950.0	175	17759	No
133	GOM_NL__2PRFIN20050723_184316_00000902039_00170_17759_5215.N1	23-JUL-2005 18:43:16	Dark	89.500	30	46Eps Ori	1.6940	30000.	179	17759	No
134	GOM_NL__2PRFIN20050723_184527_00000902039_00170_17759_5216.N1	23-JUL-2005 18:45:27	Dark	89.500	56	53Kap Ori	2.0650	30000.	179	17759	No
135	GOM_NL__2PRFIN20050723_184753_00000912039_00170_17759_5217.N1	23-JUL-2005 18:47:53	Dark	91.000	101	11Alp Lep	2.5820	7000.0	182	17759	No
136	GOM_NL__2PRFIN20050723_190719_00000862039_00171_17760_4987.N1	23-JUL-2005 19:07:19	Dark	85.500	135	Bet Hyi	2.8200	5800.0	171	17760	No
137	GOM_NL__2PRFIN20050723_191519_00000662039_00171_17760_4988.N1	23-JUL-2005 19:15:19	Straylight	66.000	45	Alp Pav	1.9400	26000.	132	17760	No
138	GOM_NL__2PRFIN20050723_192304_00000942039_00171_17760_4989.N1	23-JUL-2005 19:23:04	Bright	93.500	38	20Eps Sgr	1.8360	11000.	187	17760	No
139	GOM_NL__2PRFIN20050723_192530_00000872039_00171_17760_4990.N1	23-JUL-2005 19:25:30	Bright	86.500	137	22Lam Sgr	2.8240	4400.0	173	17760	No
140	GOM_NL__2PRFIN20050723_193418_00000862039_00171_17760_4991.N1	23-JUL-2005 19:34:18	Bright	85.500	126	60Bet Oph	2.7700	4250.0	171	17760	No
141	GOM_NL__2PRFIN20050723_193637_00000862039_00171_17760_4992.N1	23-JUL-2005 19:36:37	Bright	86.000	59	55Alp Oph	2.0800	8900.0	172	17760	No
142	GOM_NL__2PRFIN20050723_194707_00000802039_00171_17760_4993.N1	23-JUL-2005 19:47:07	Bright	80.000	69	33Gam Dra	2.2310	3800.0	160	17760	No
143	GOM_NL__2PRFIN20050723_195045_00000852039_00171_17760_4994.N1	23-JUL-2005 19:50:45	Bright	85.000	119	14Eta Dra	2.7270	4700.0	170	17760	No
144	GOM_NL__2PRFIN20050723_195458_00000872039_00171_17760_4995.N1	23-JUL-2005 19:54:58	Bright	86.500	60	7Bet UMi	2.0810	3950.0	173	17760	No
145	GOM_NL__2PRFIN20050723_202353_00000902039_00171_17760_4996.N1	23-JUL-2005 20:23:53	Dark	89.500	30	46Eps Ori	1.6940	30000.	179	17760	No
146	GOM_NL__2PRFIN20050723_202603_00000902039_00171_17760_4997.N1	23-JUL-2005 20:26:03	Dark	90.000	56	53Kap Ori	2.0650	30000.	180	17760	No
147	GOM_NL__2PRFIN20050723_202829_00000922039_00171_17760_4998.N1	23-JUL-2005 20:28:29	Dark	91.500	101	11Alp Lep	2.5820	7000.0	183	17760	No
148	GOM_NL__2PRFIN20050723_204755_00000852039_00172_17761_5007.N1	23-JUL-2005 20:47:55	Dark	85.000	135	Bet Hyi	2.8200	5800.0	170	17761	No
149	GOM_NL__2PRFIN20050723_205555_00000662039_00172_17761_5008.N1	23-JUL-2005 20:55:55	Straylight	65.500	45	Alp Pav	1.9400	26000.	131	17761	No
150	GOM_NL__2PRFIN20050723_210340_00000932039_00172_17761_5009.N1	23-JUL-2005 21:03:40	Bright	92.500	38	20Eps Sgr	1.8360	11000.	185	17761	No
151	GOM_NL__2PRFIN20050723_210606_00000892039_00172_17761_5010.N1	23-JUL-2005 21:06:06	Bright	88.500	137	22Lam Sgr	2.8240	4400.0	177	17761	No
152	GOM_NL__2PRFIN20050723_211454_00000872039_00172_17761_5011.N1	23-JUL-2005 21:14:54	Bright	87.000	126	60Bet Oph	2.7700	4250.0	174	17761	No
153	GOM_NL__2PRFIN20050723_211713_00000862039_00172_17761_5012.N1	23-JUL-2005 21:17:13	Bright	85.500	59	55Alp Oph	2.0800	8900.0	171	17761	No
154	GOM_NL__2PRFIN20050723_212743_00000802039_00172_17761_5013.N1	23-JUL-2005 21:27:43	Bright	80.000	69	33Gam Dra	2.2310	3800.0	160	17761	No
155	GOM_NL__2PRFIN20050723_213121_00000872039_00172_17761_5014.N1	23-JUL-2005 21:31:21	Bright	86.500	119	14Eta Dra	2.7270	4700.0	173	17761	No
156	GOM_NL__2PRFIN20050723_213534_00000872039_00172_17761_5015.N1	23-JUL-2005 21:35:34	Bright	86.500	60	7Bet UMi	2.0810	3950.0	173	17761	No
157	GOM_NL__2PRFIN20050723_220429_00000902039_00172_17761_5016.N1	23-JUL-2005 22:04:29	Dark	90.000	30	46Eps Ori	1.6940	30000.	180	17761	No
158	GOM_NL__2PRFIN20050723_220639_00000892039_00172_17761_5017.N1	23-JUL-2005 22:06:39	Dark	88.500	56	53Kap Ori	2.0650	30000.	177	17761	No
159	GOM_NL__2PRFIN20050723_220905_00000912039_00172_17761_5018.N1	23-JUL-2005 22:09:05	Dark	90.500	101	11Alp Lep	2.5820	7000.0	181	17761	No
160	GOM_NL__2PRFIN20050723_222831_00000892039_00173_17762_5007.N1	23-JUL-2005 22:28:31	Dark	88.500	135	Bet Hyi	2.8200	5800.0	177	17762	No

161	GOM_NL__2PRFIN20050723_223631_000000662039_00173_17762_5008.N1	23-JUL-2005 22:36:31	Straylight	66.000	45	Alp Pav	1.9400	26000.	132	17762	No
162	GOM_NL__2PRFIN20050723_224416_000000922039_00173_17762_5009.N1	23-JUL-2005 22:44:16	Bright	92.000	38	20Eps Sgr	1.8360	11000.	184	17762	No
163	GOM_NL__2PRFIN20050723_224642_000000872039_00173_17762_5010.N1	23-JUL-2005 22:46:42	Bright	87.000	137	22Lam Sgr	2.8240	4400.0	174	17762	No
164	GOM_NL__2PRFIN20050723_225530_000000862039_00173_17762_5011.N1	23-JUL-2005 22:55:30	Bright	86.000	126	60Bet Oph	2.7700	4250.0	172	17762	No
165	GOM_NL__2PRFIN20050723_225749_000000862039_00173_17762_5012.N1	23-JUL-2005 22:57:49	Bright	86.000	59	55Alp Oph	2.0800	8900.0	172	17762	No
166	GOM_NL__2PRFIN20050723_230819_000000802039_00173_17762_5013.N1	23-JUL-2005 23:08:19	Bright	80.000	69	33Gam Dra	2.2310	3800.0	160	17762	No
167	GOM_NL__2PRFIN20050723_231157_000000862039_00173_17762_5014.N1	23-JUL-2005 23:11:57	Bright	85.500	119	14Eta Dra	2.7270	4700.0	171	17762	No
168	GOM_NL__2PRFIN20050723_231610_000000862039_00173_17762_5015.N1	23-JUL-2005 23:16:10	Bright	86.000	60	7Bet UMi	2.0810	3950.0	172	17762	No
169	GOM_NL__2PRFIN20050723_234505_000000912039_00173_17762_5016.N1	23-JUL-2005 23:45:05	Dark	90.500	30	46Eps Ori	1.6940	30000.	181	17762	No
170	GOM_NL__2PRFIN20050723_234715_000000882039_00173_17762_5017.N1	23-JUL-2005 23:47:15	Dark	88.000	56	53Kap Ori	2.0650	30000.	176	17762	No
171	GOM_NL__2PRFIN20050723_234942_000000862039_00173_17762_5018.N1	23-JUL-2005 23:49:42	Dark	86.000	101	11Alp Lep	2.5820	7000.0	172	17762	No

3. Quality information per product


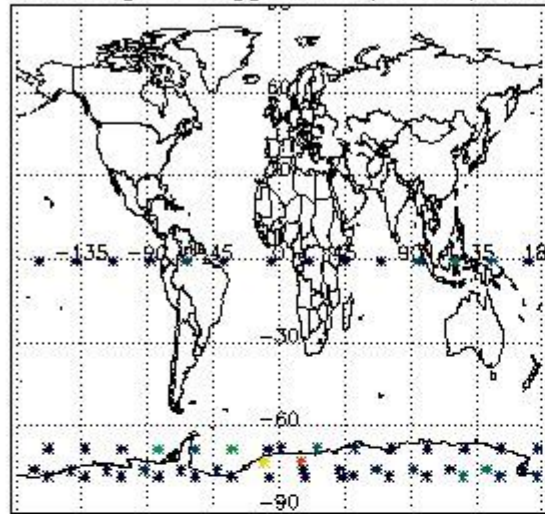
In this section it is plotted some information contained in the Quality Summary data set of the level 2 products. Only products in dark limb conditions and without errors (error flag in the MPH set to "0") are used.

3.1 Plot quality information per product (time dependant)

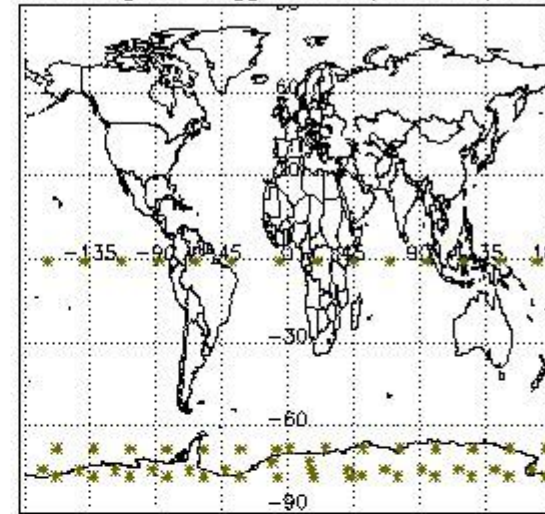


3.2 Plot quality information per product (world map)

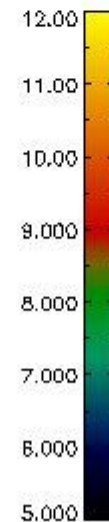
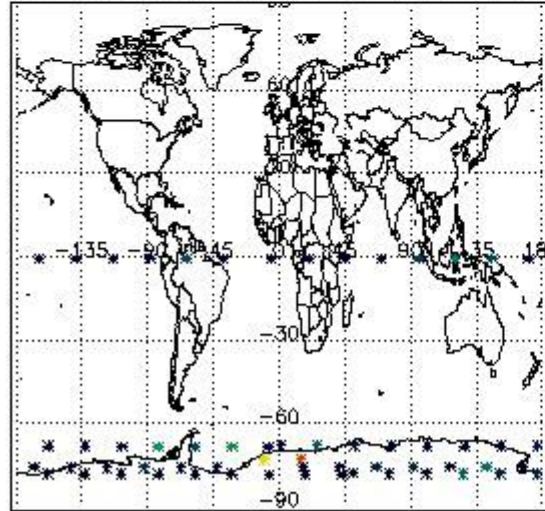
Percentage of flagged data per O3 profile



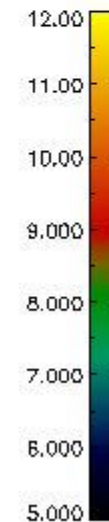
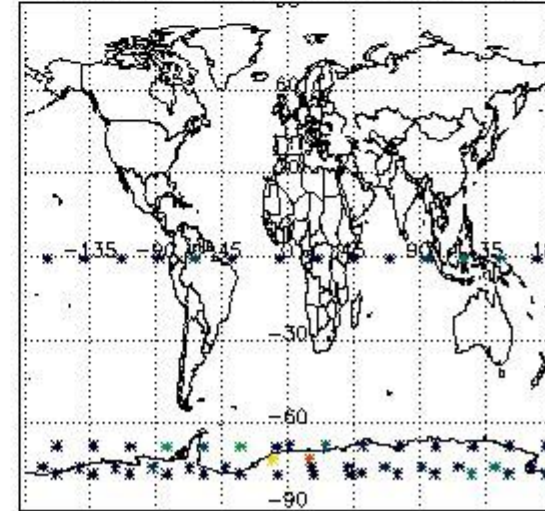
Percentage of flagged data per H2O profile



Percentage of flagged data per NO2 profile



Percentage of flagged data per NO3 profile

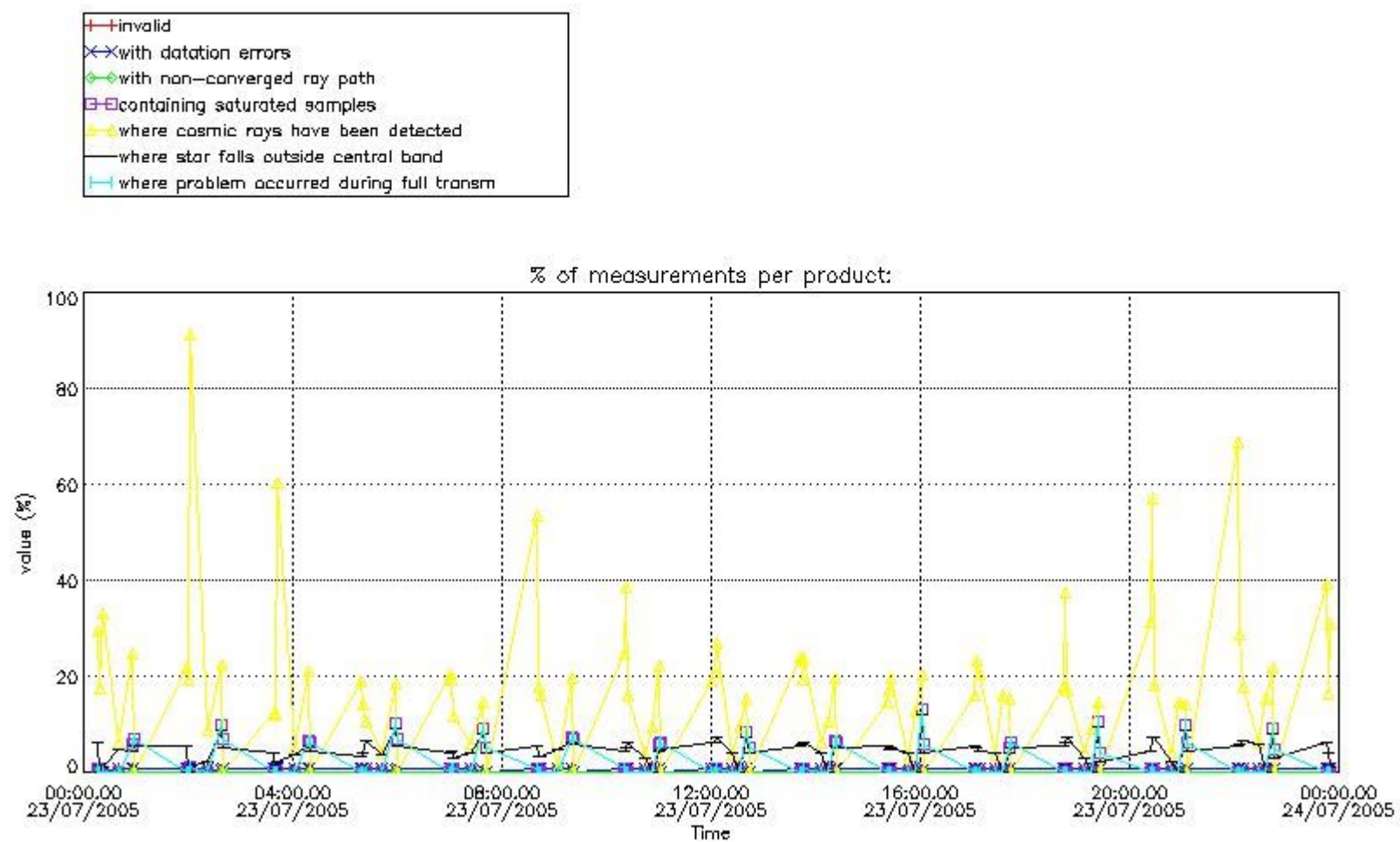


4. Level 1 quality information per product

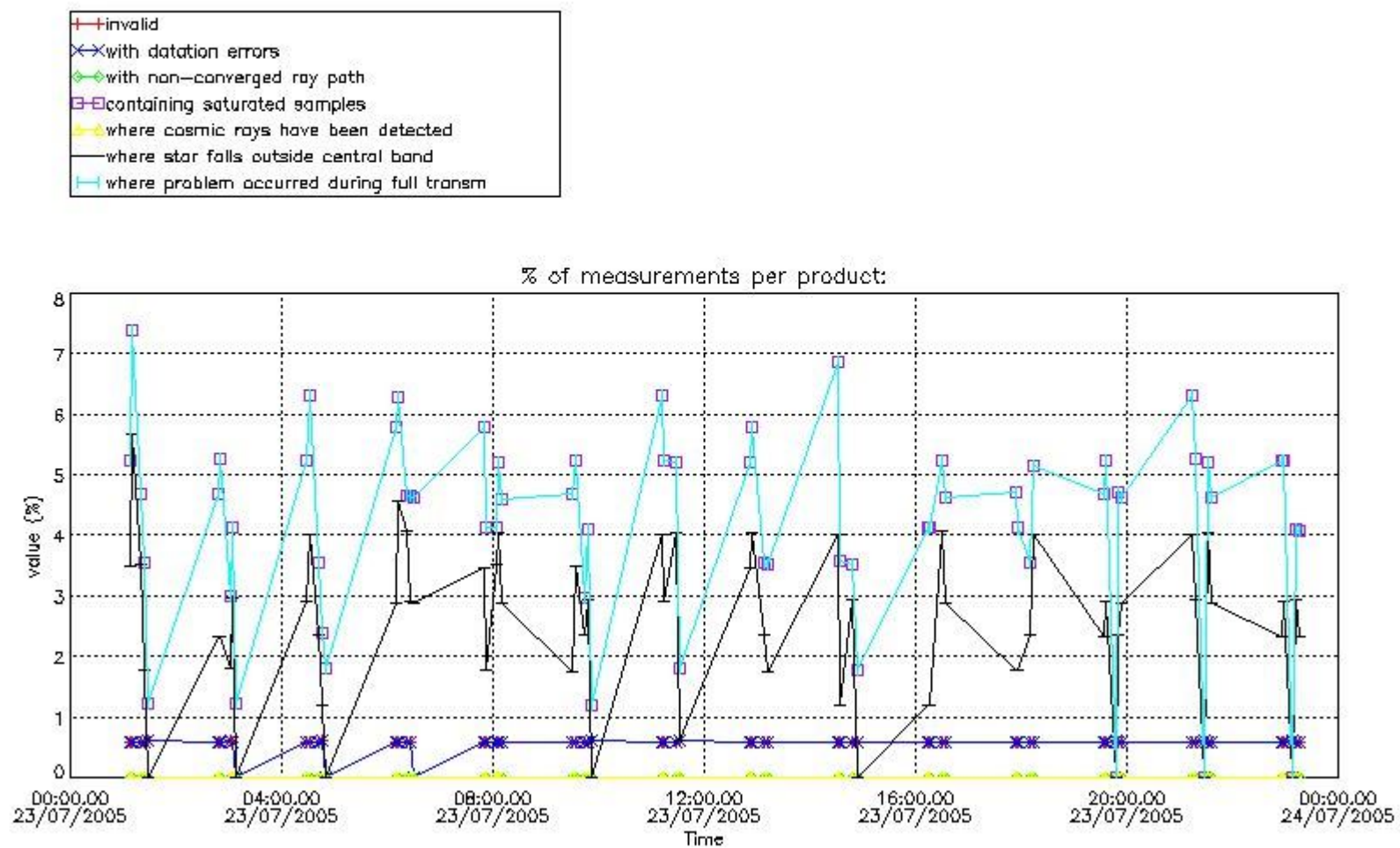
In this section it is plotted some information contained in the Quality Summary data set of the level 2 products that comes from the level 1b processing. Products without errors (error flag in the MPH set to "0") are used.

4.1 Plot quality information per product (time dependant) coming from level 1b processing

4.1.1 Plot level 1 quality information per product (time dependant): ENVISAT ASCENDING passes

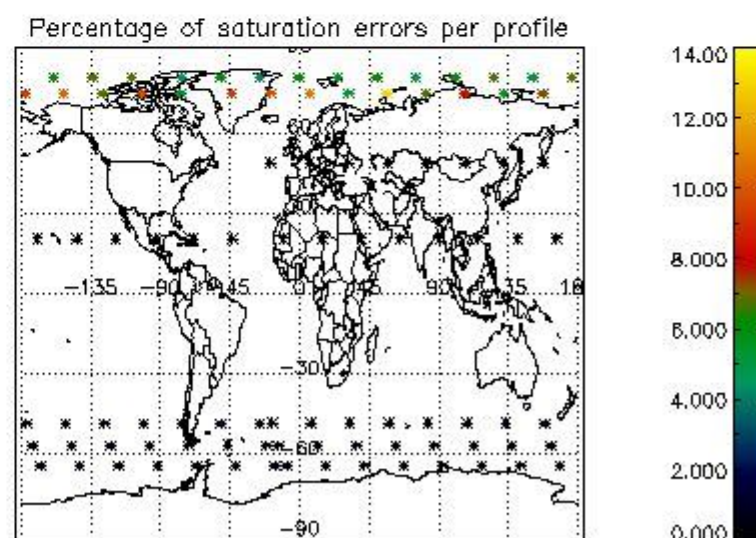
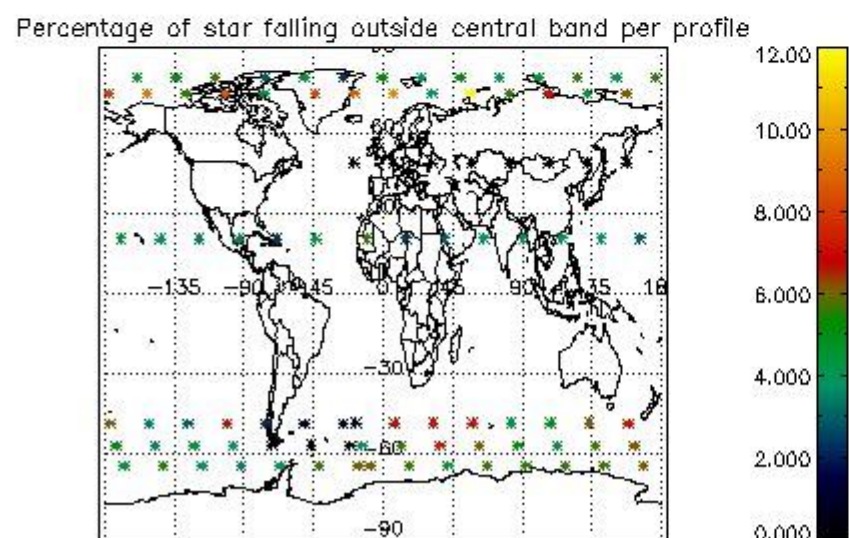
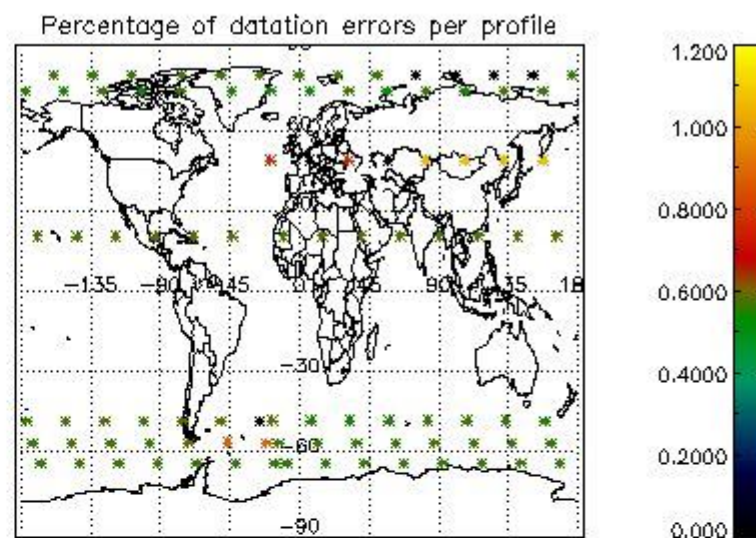
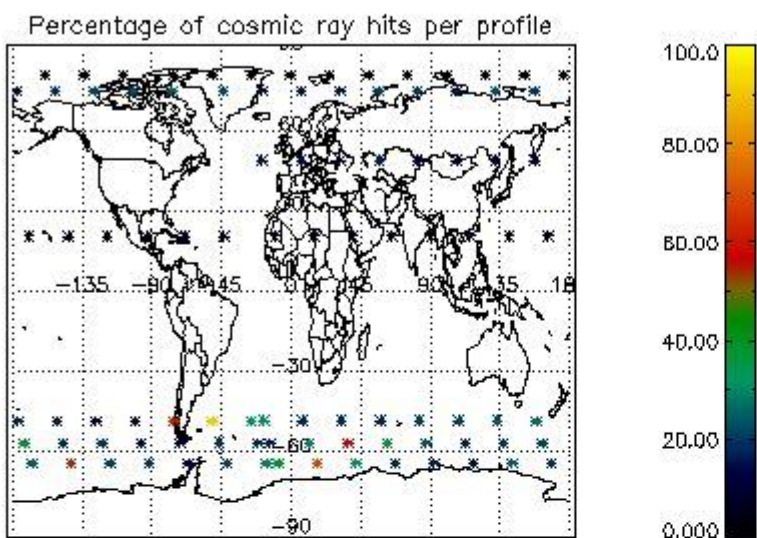


4.1.2 Plot level 1 quality information per product (time dependant): ENVISAT DESCENDING passes



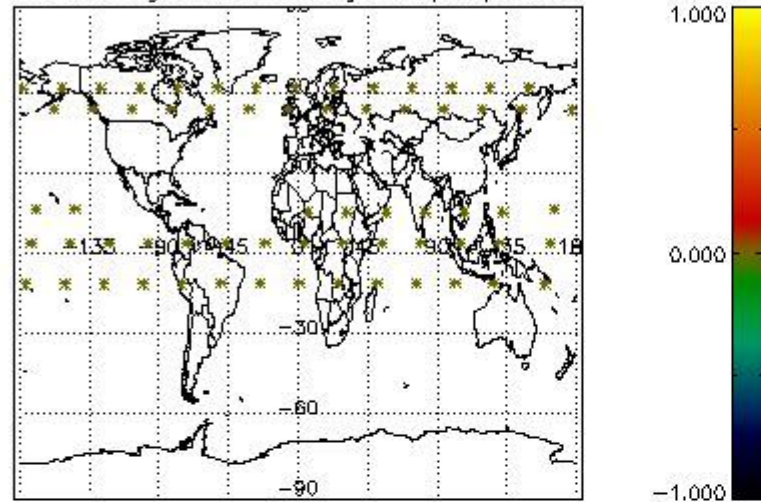
4.2 Plot quality information per product coming from level 1b processing (world map)

4.2.1 Plot level 1 quality information per product (world map): ENVISAT ASCENDING passes

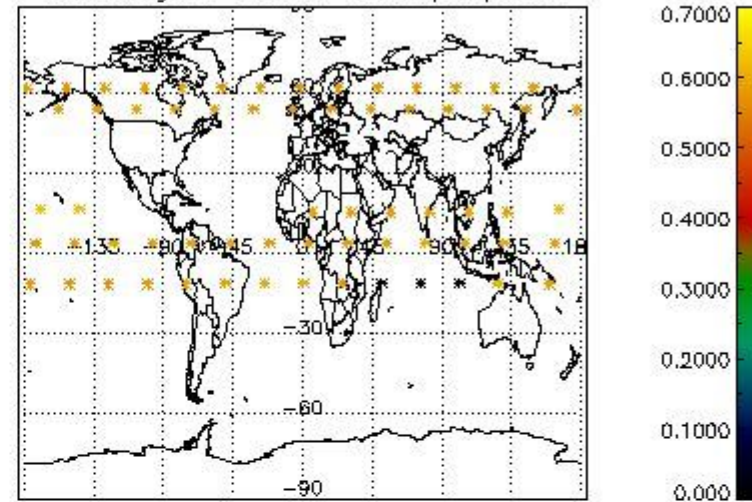


4.2.2 Plot level 1 quality information per product (world map): ENVISAT DESCENDING passes

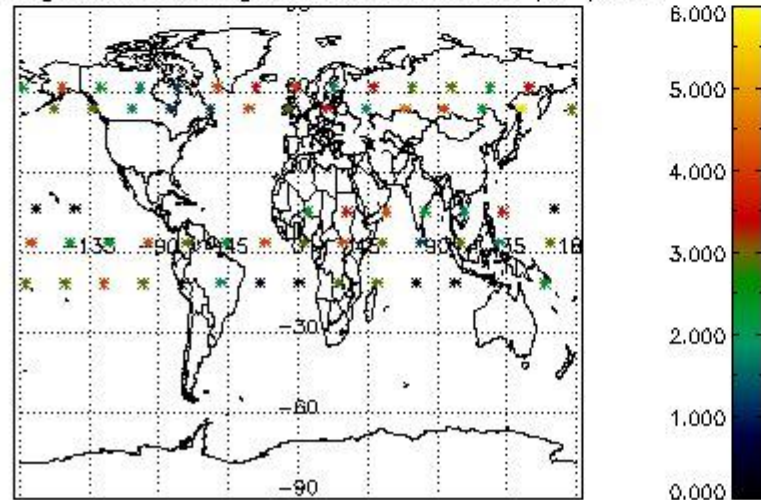
Percentage of cosmic ray hits per profile



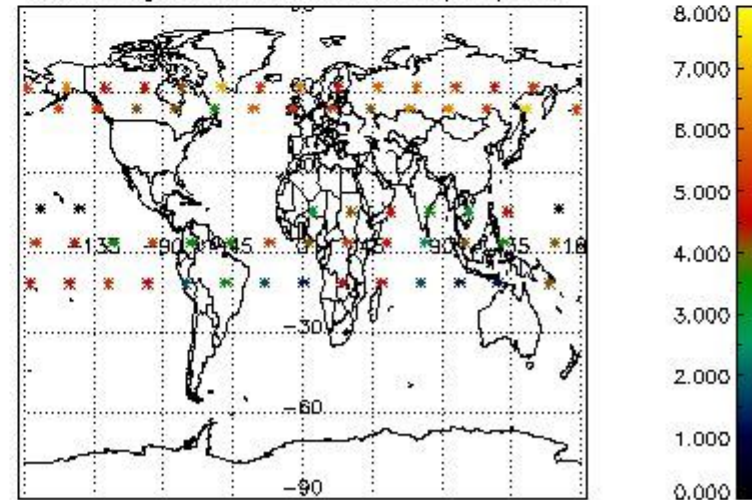
Percentage of datation errors per profile



Percentage of star falling outside central band per profile



Percentage of saturation errors per profile



5. Trace gas profiles

5.1 Ozone statistics based on quality of products

The final quality of the products can be "measured" using the STD (Standard Deviation) attached to every point profile. This information is written to the parameter GOM_NL__2P/NL_LOCAL_SPECIES_DENSITY/o3_std of the level 2 products. The table below shows the statistics for given STD ranges.

The statistics are given with respect to the overall valid production:

- Products without fatal errors: GOM_NL__2P/MPH/PRODUCT_ERR=0
- Valid point profile: GOM_NL__2P/NL_LOCAL_SPECIES_DENSITY/pcd(0)=0

The 'Criteria' is applied to valid points of dark limb products:

- Products in dark limb illumination condition: GOM_NL__2P/NL_SUMMARY_QUALITY/obs_ill_cond=0
- Products without fatal errors: GOM_NL__2P/MPH/PRODUCT_ERR=0
- Valid point profile: GOM_NL__2P/NL_LOCAL_SPECIES_DENSITY/pcd(0)=0

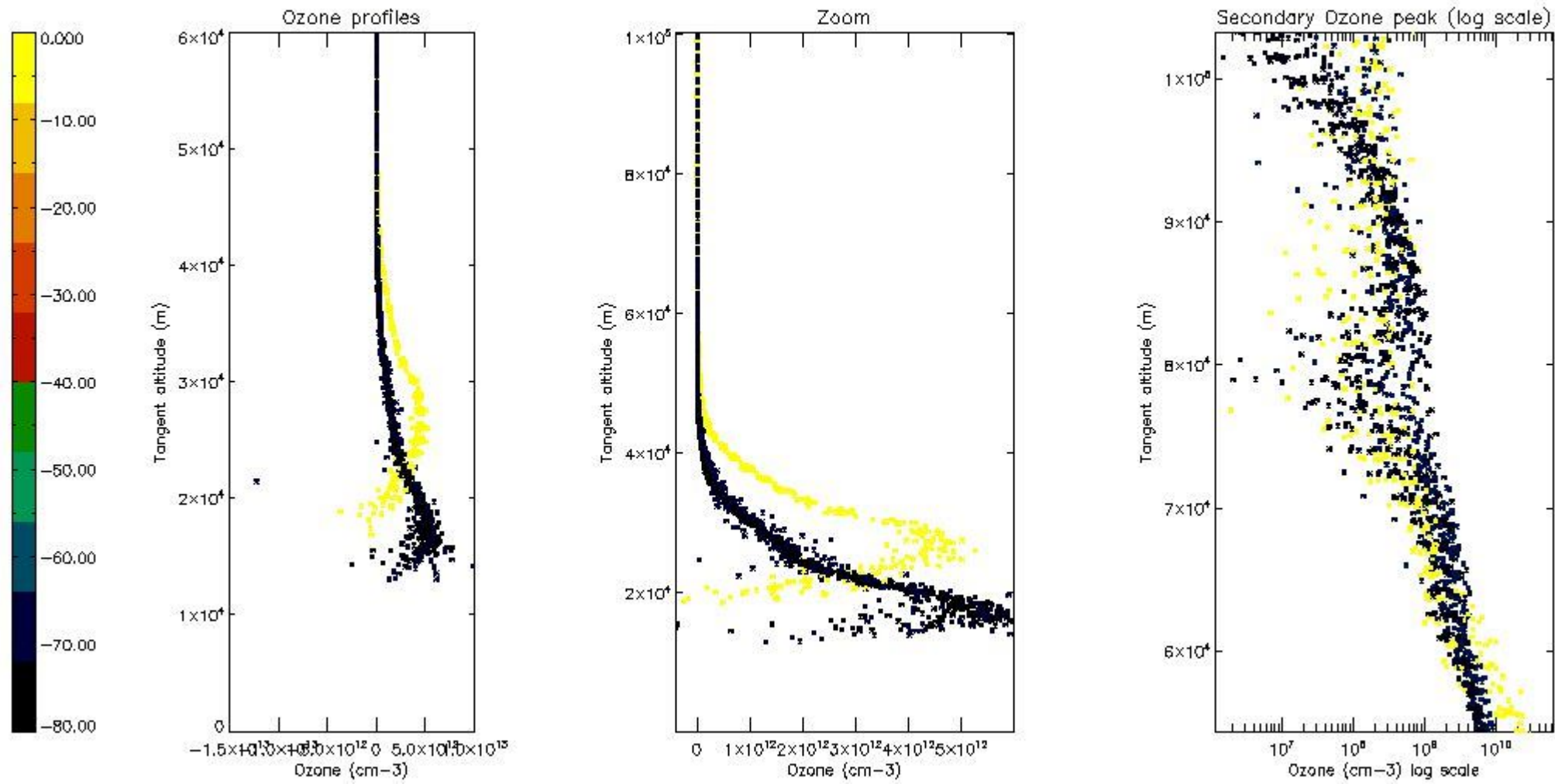
So, the table below shows the percentage of dark limb and valid observations for each criteria with respect to the overall valid daily observations.

Criteria	% of total production
All STD	38
STD < 20	9

STD < 10	6
STD < 5	4

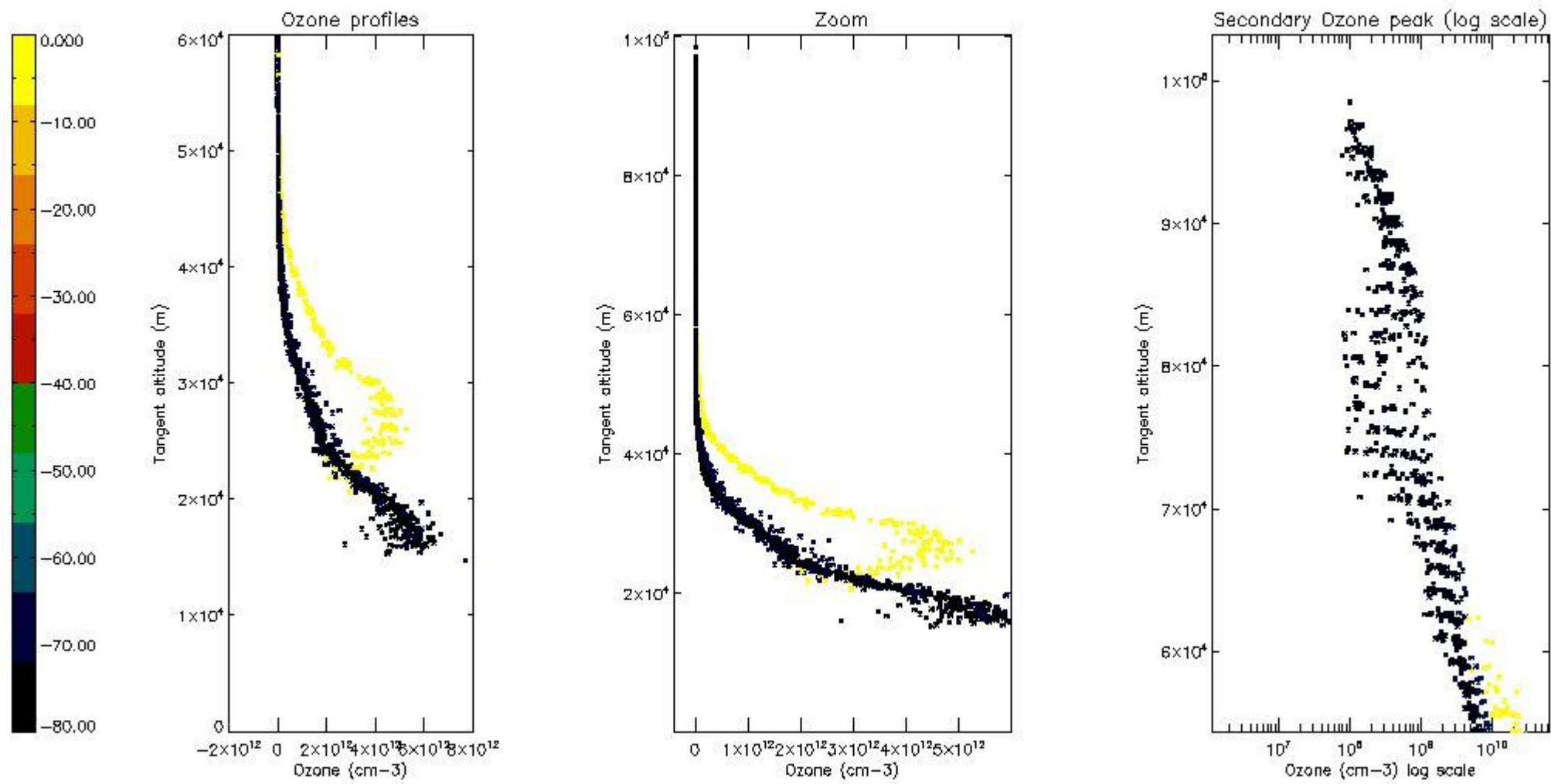
5.2 Plot ozone profiles for all STD (dark without errors)

The colorbar represents the latitude.



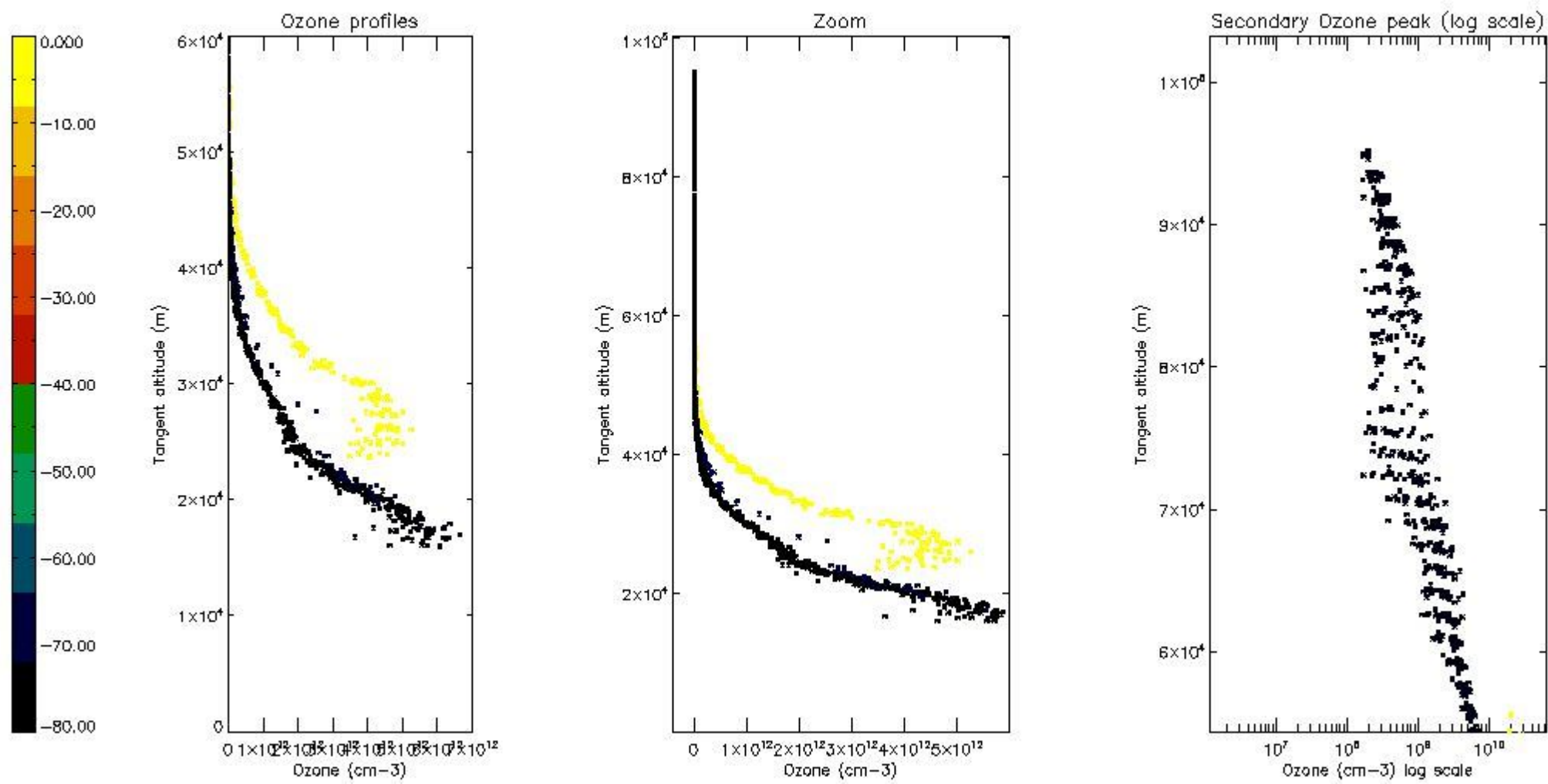
5.3 Plot ozone profiles where STD < 20% (dark without errors)

The colorbar represents the latitude.



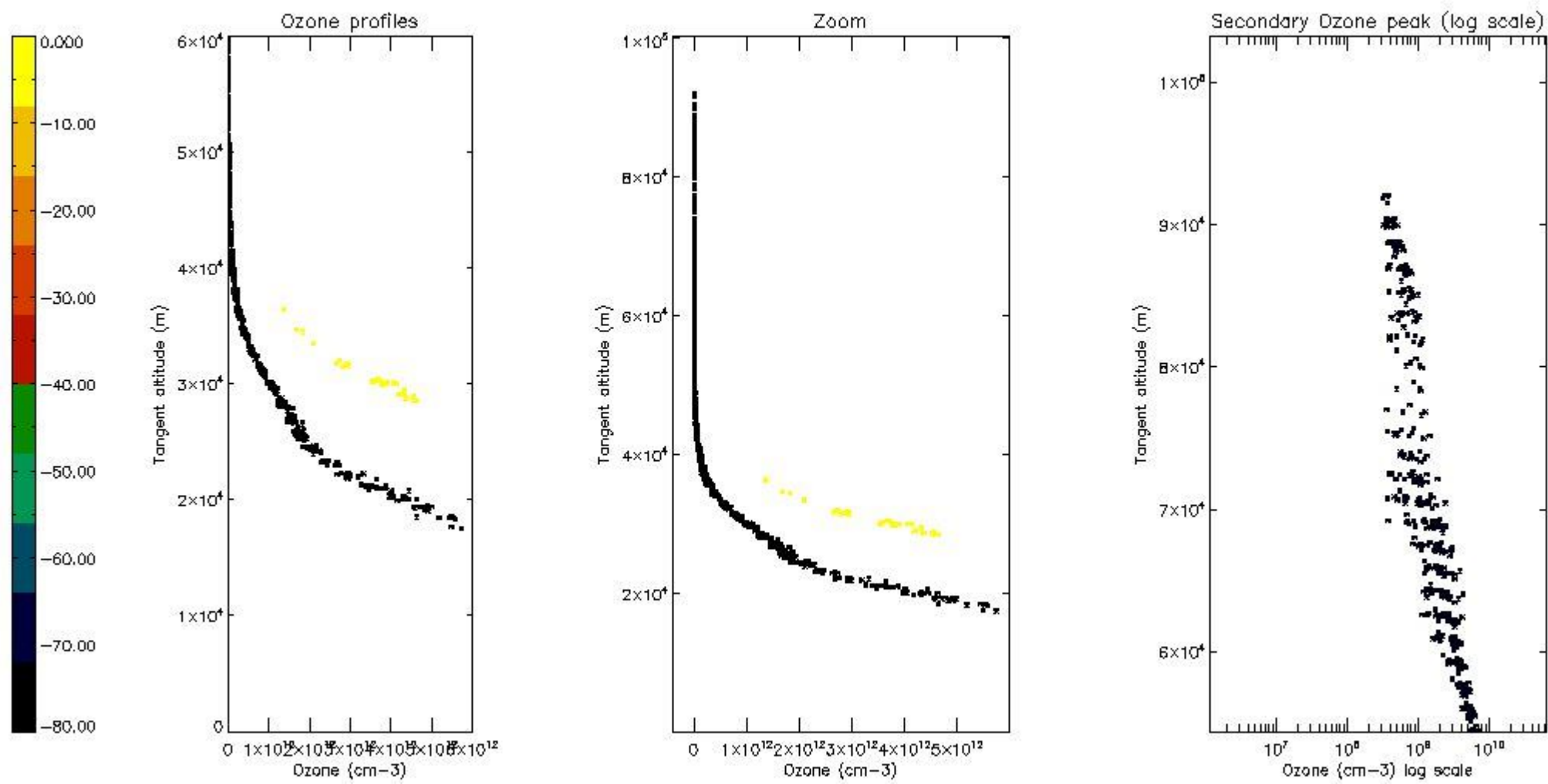
5.4 Plot ozone profiles where $STD < 10\%$ (dark without errors)

The colorbar represents the latitude.



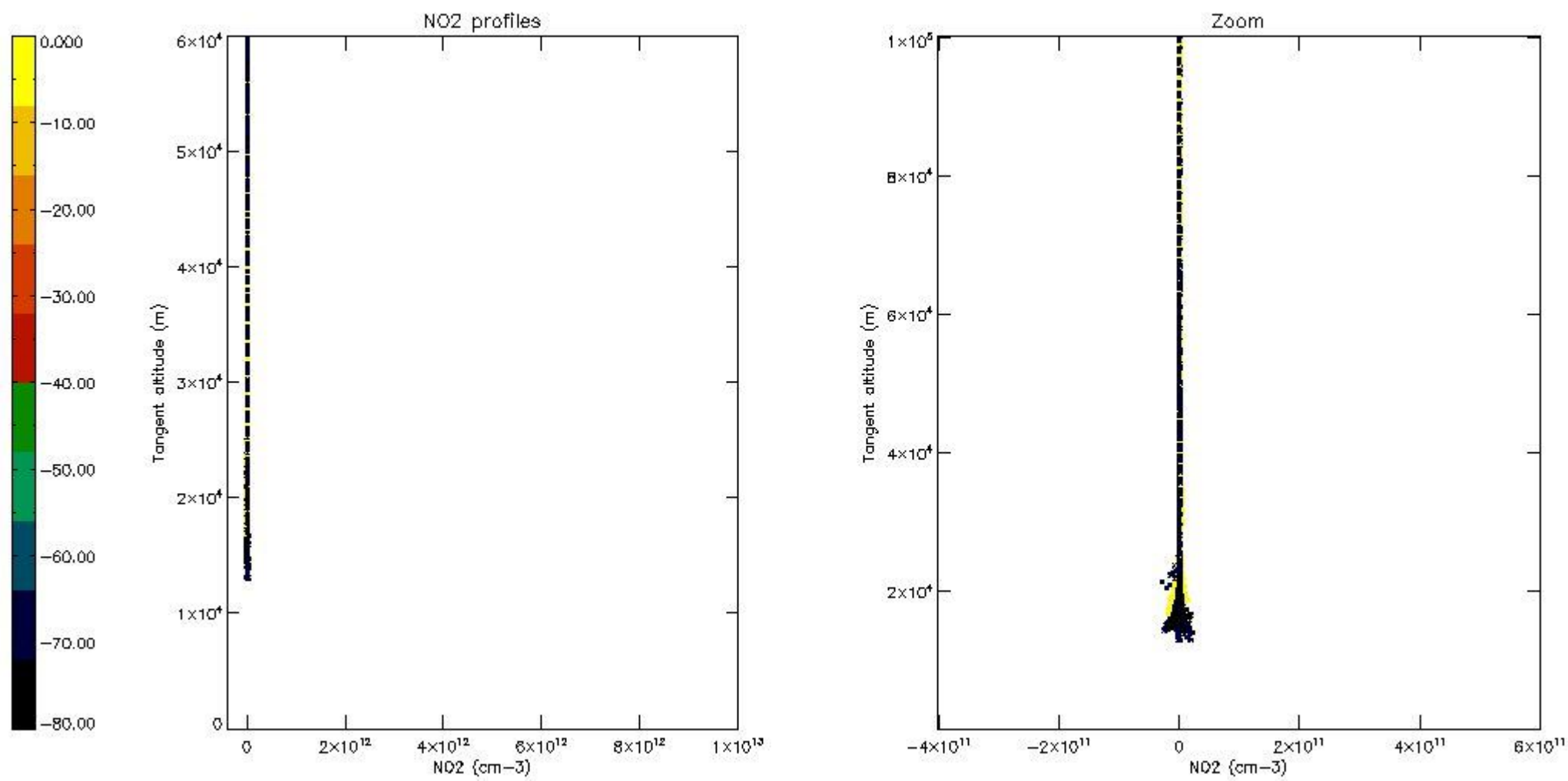
5.5 Plot ozone profiles where STD < 5% (dark without errors)

The colorbar represents the latitude.



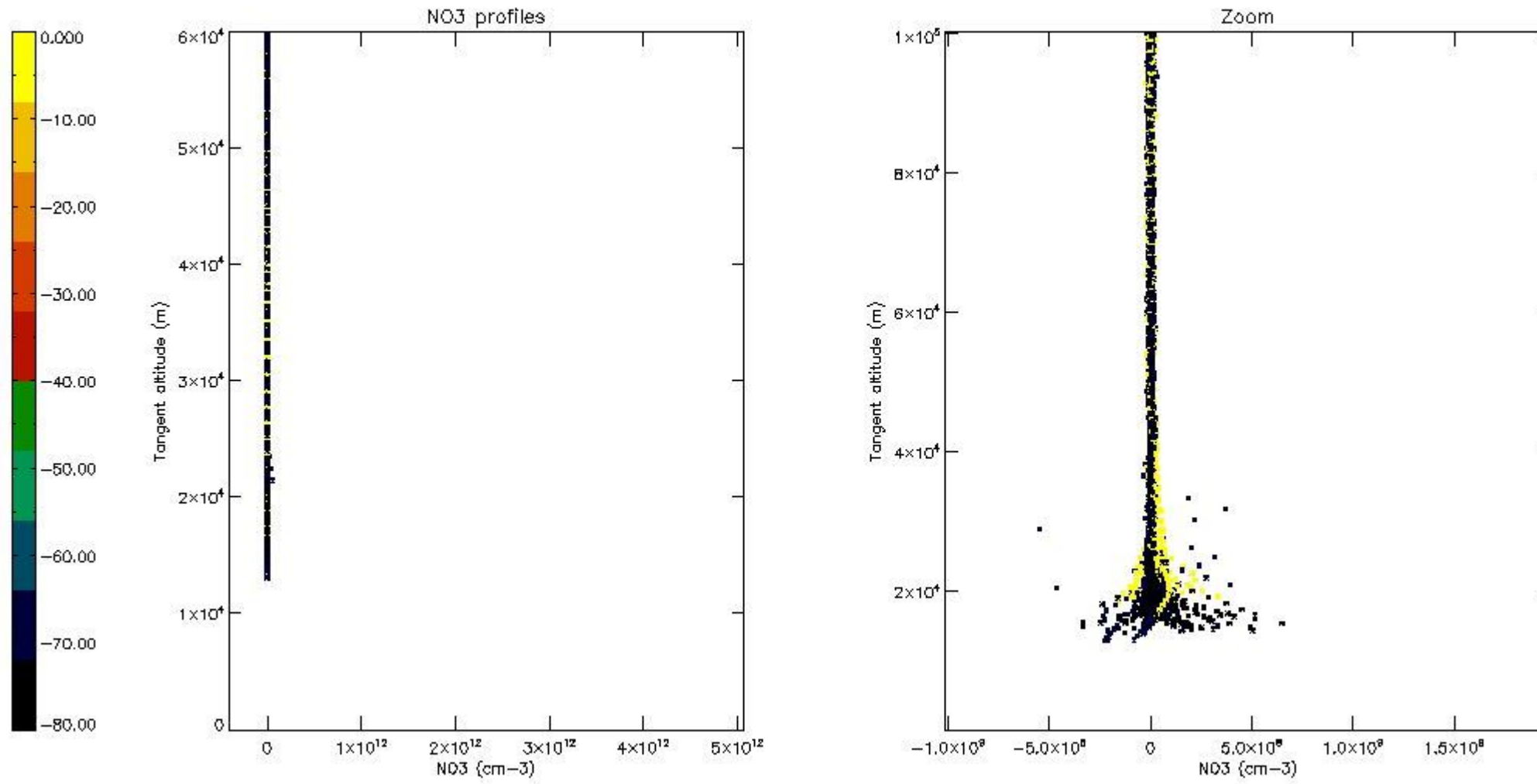
5.6 Plot NO₂ profiles for all STD (dark without errors)

The colorbar represents the latitude.



5.7 Plot NO3 profiles for all STD (dark without errors)

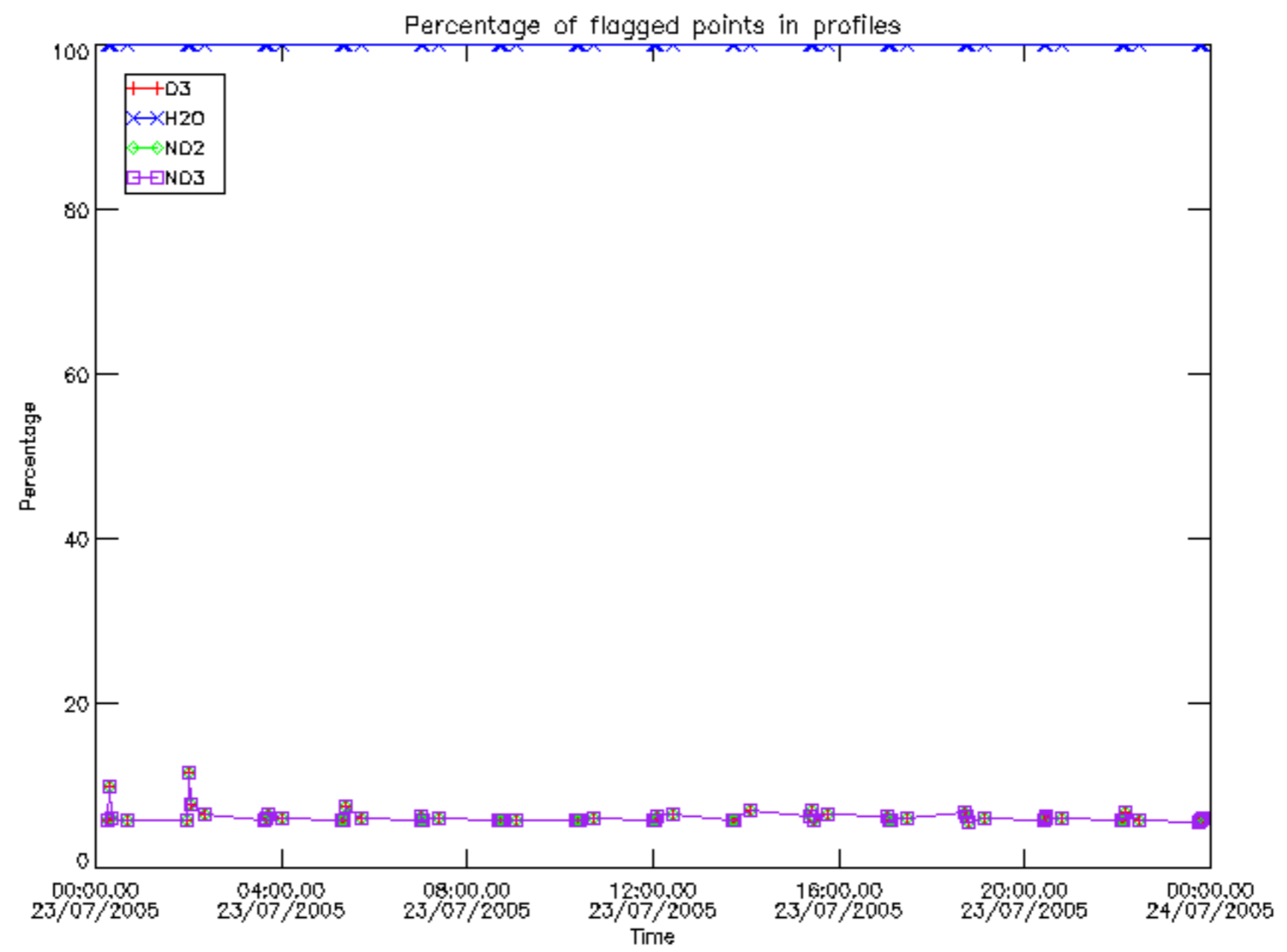
The colorbar represents the latitude.



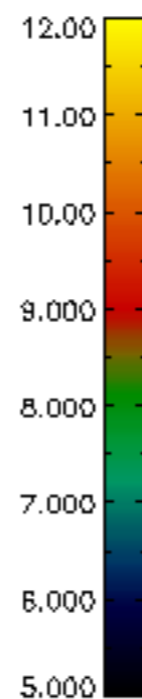
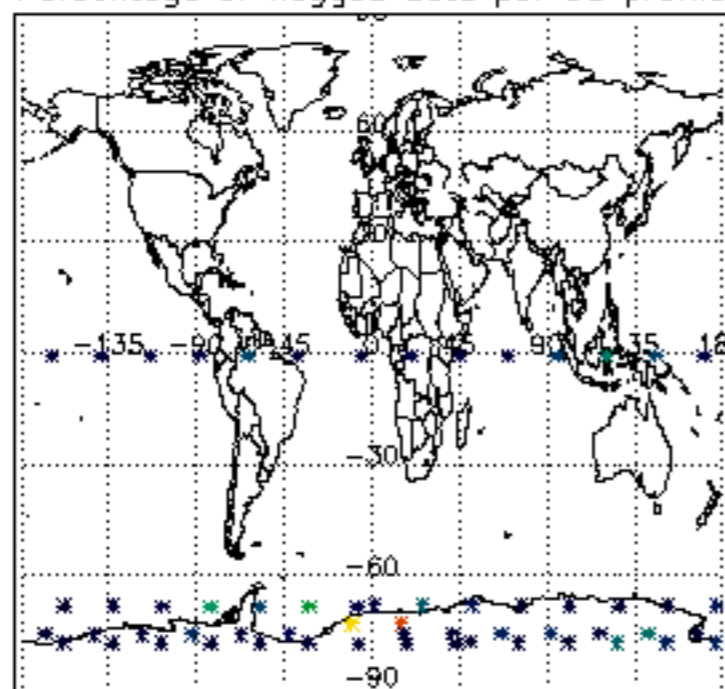
6. Auxiliary Data Files used for the production reported in section 2

The number reported in the third column indicates since which file (see list in section 2) the corresponding auxiliary file has been used. The fourth column is the date of those product files.

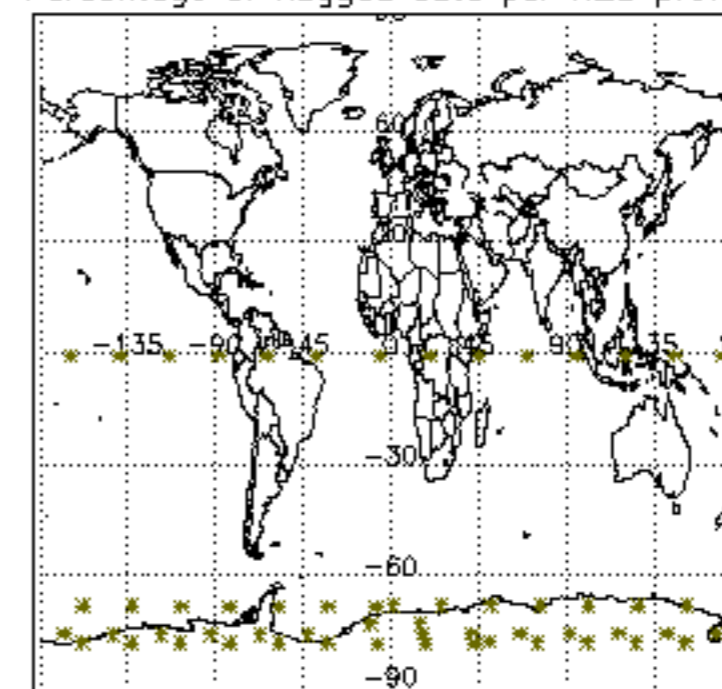
Type	Auxiliary Filename	Used since product	Used since product date
INST_PHYS_CHARACTERISTICS	GOM_INS_AXVIEC20091111_143220_20030716_120000_20500101_000000	1	23-JUL-2005 00:16:38
LEVEL-2_PROC_CONFIG	GOM_PR2_AXVIEC20091111_152718_20020301_000000_20500101_000000	1	23-JUL-2005 00:16:38
CROSS_SECTIONS_FILE	GOM_CRS_AXVIEC20091111_154832_20020301_000000_20500101_000000	1	23-JUL-2005 00:16:38



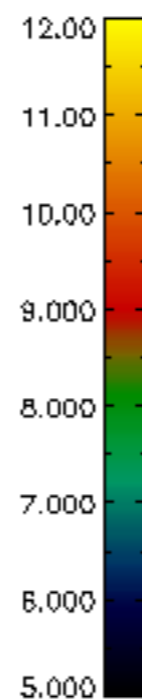
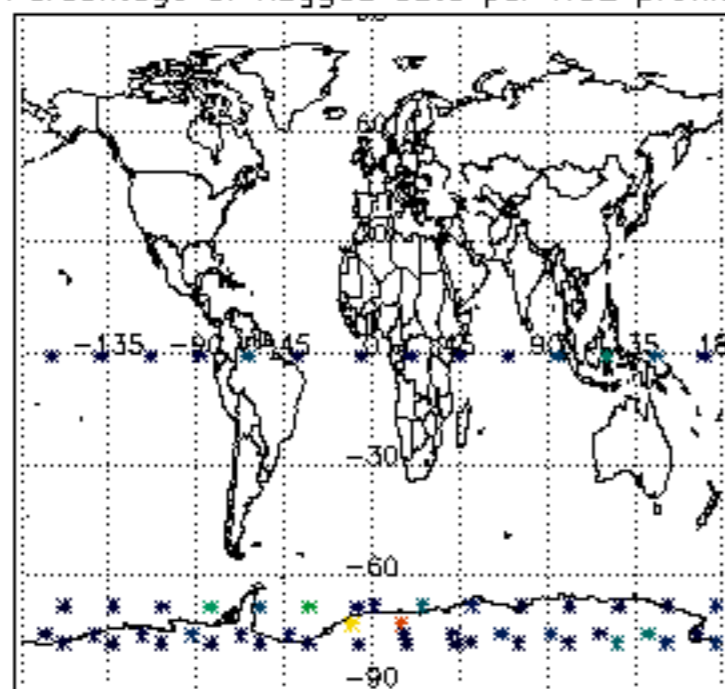
Percentage of flagged data per D3 profile



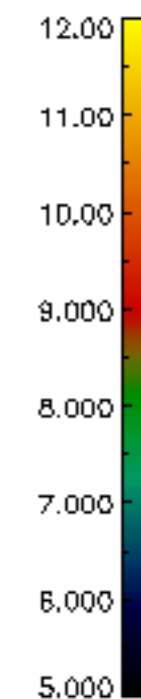
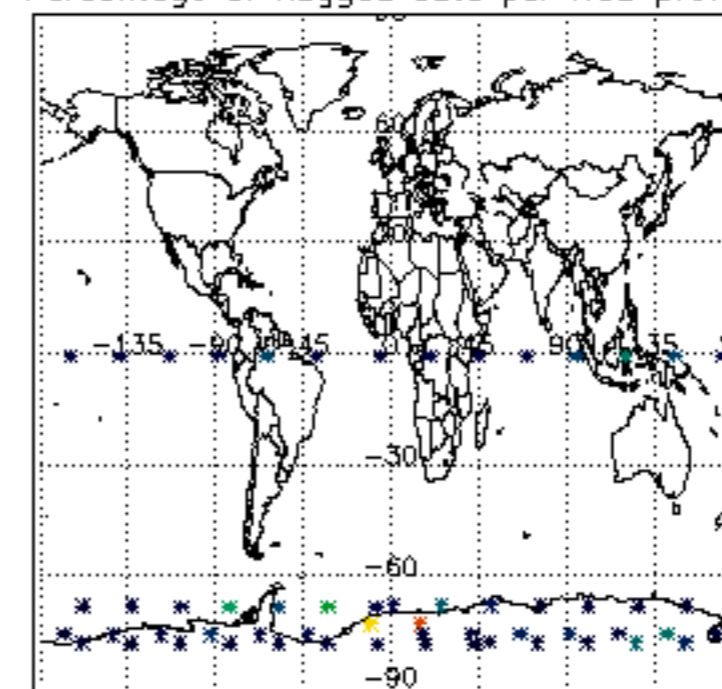
Percentage of flagged data per H2O profile

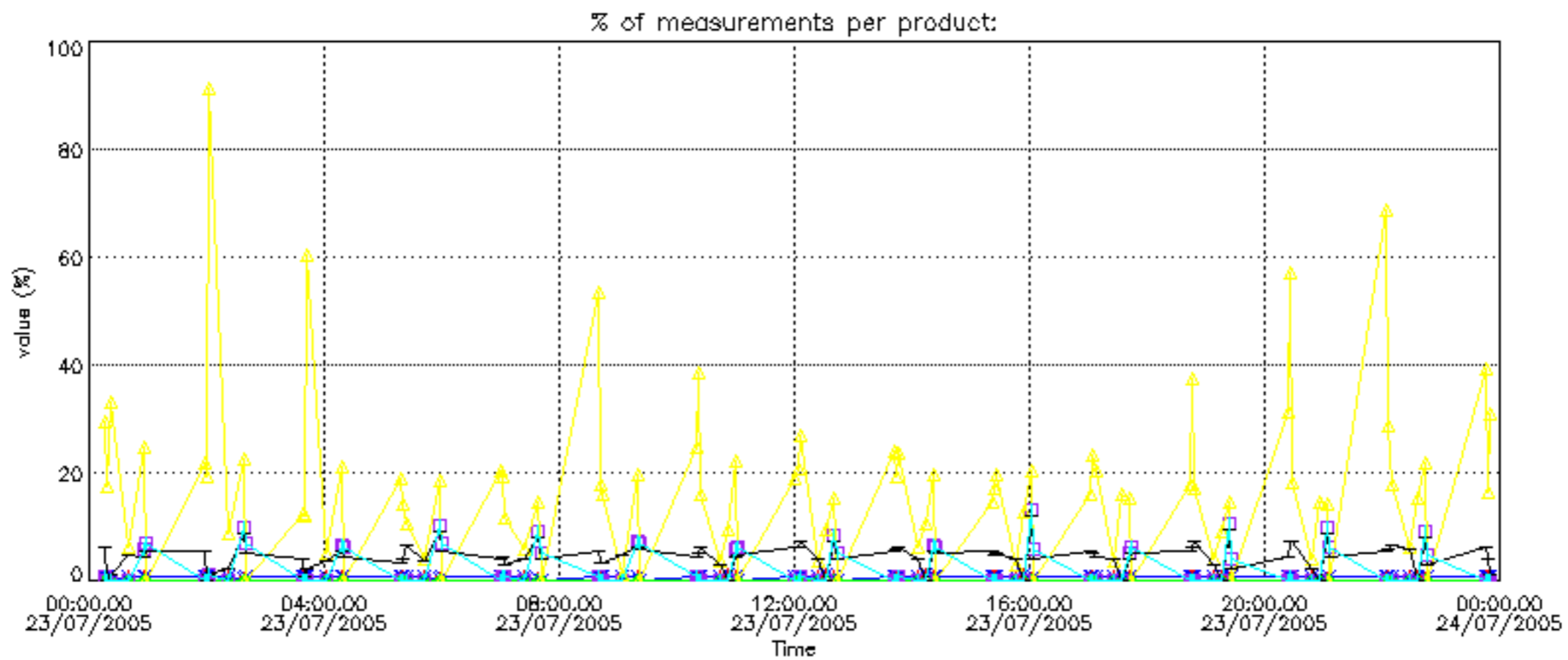


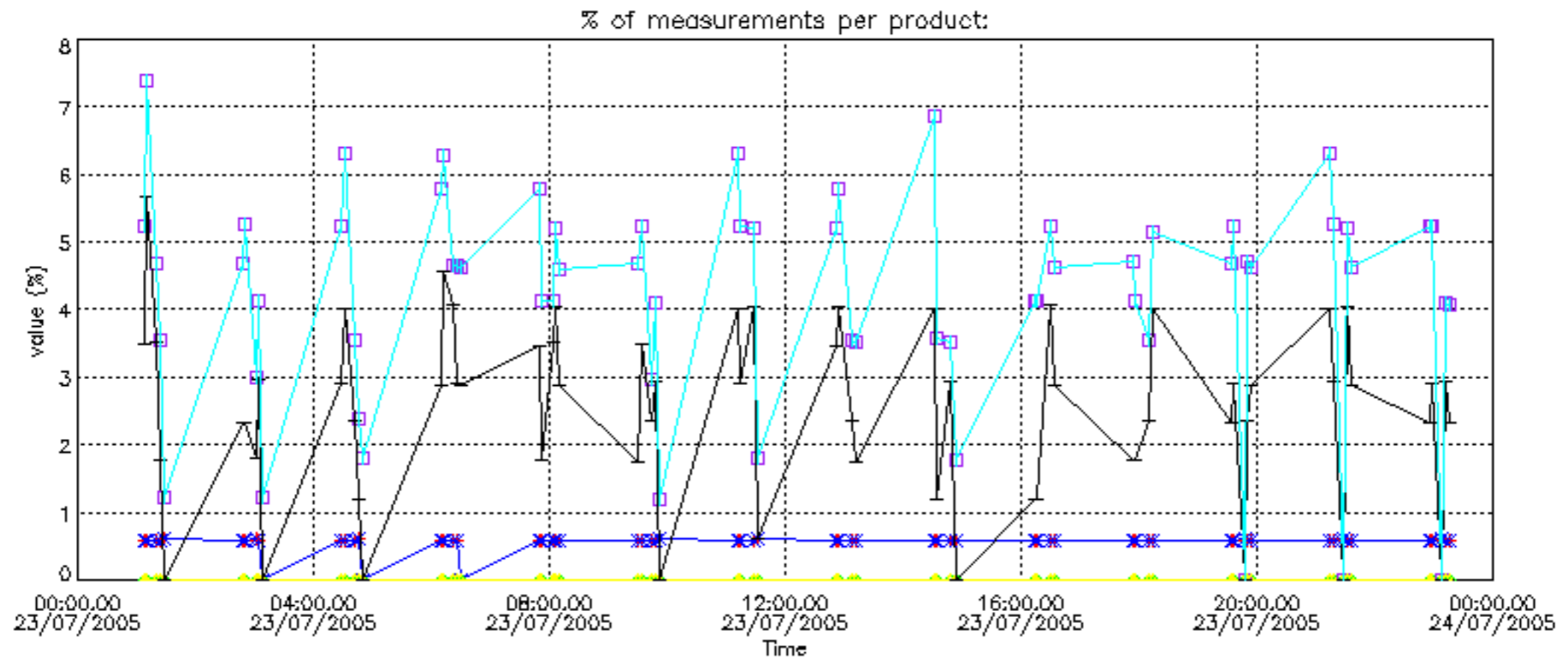
Percentage of flagged data per NO2 profile



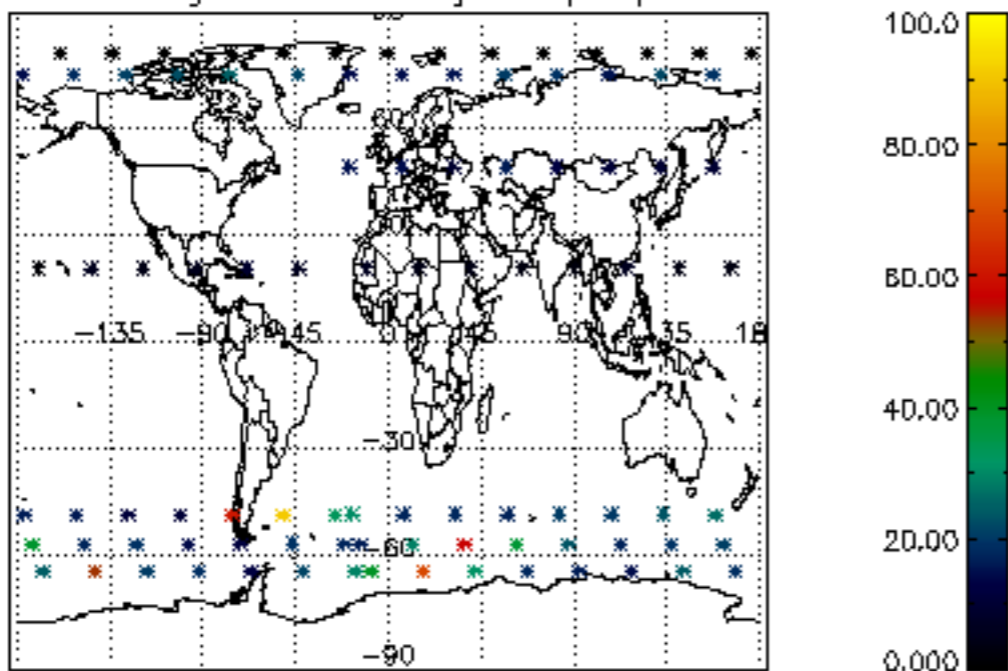
Percentage of flagged data per NO3 profile



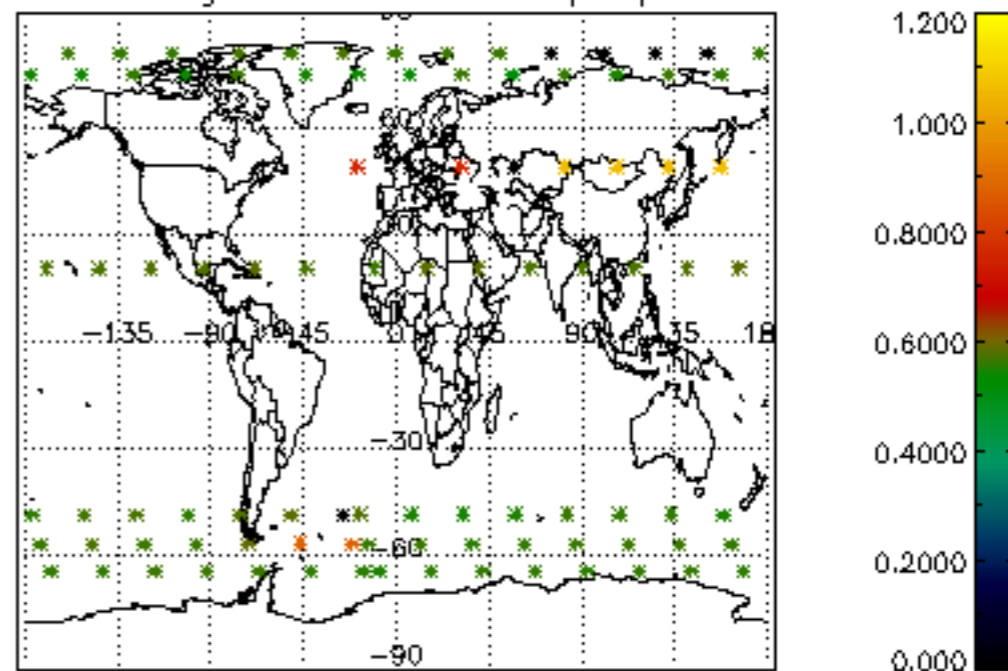




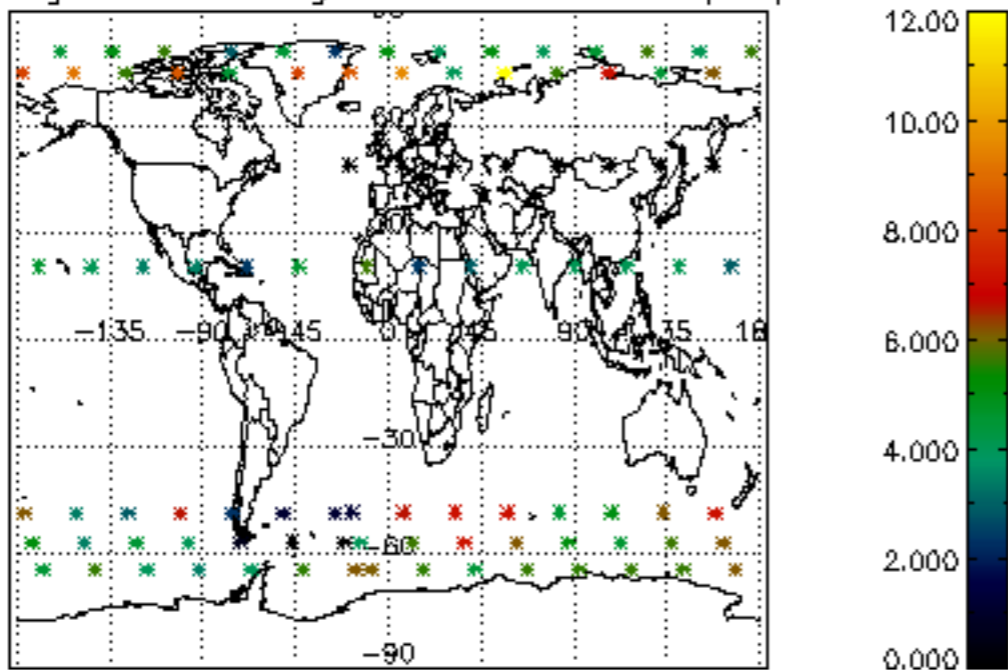
Percentage of cosmic ray hits per profile



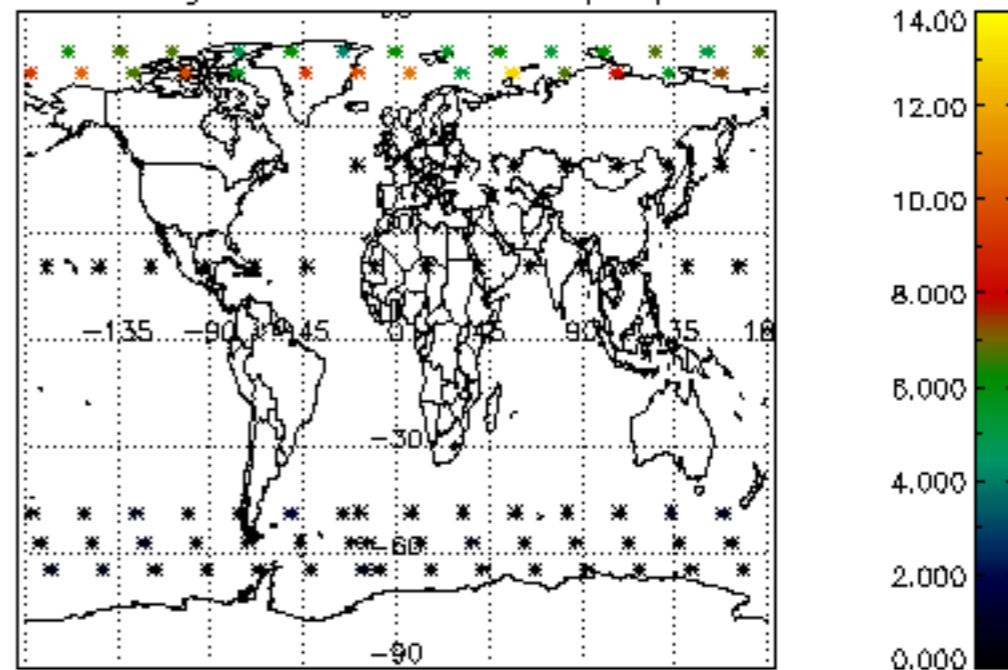
Percentage of datation errors per profile



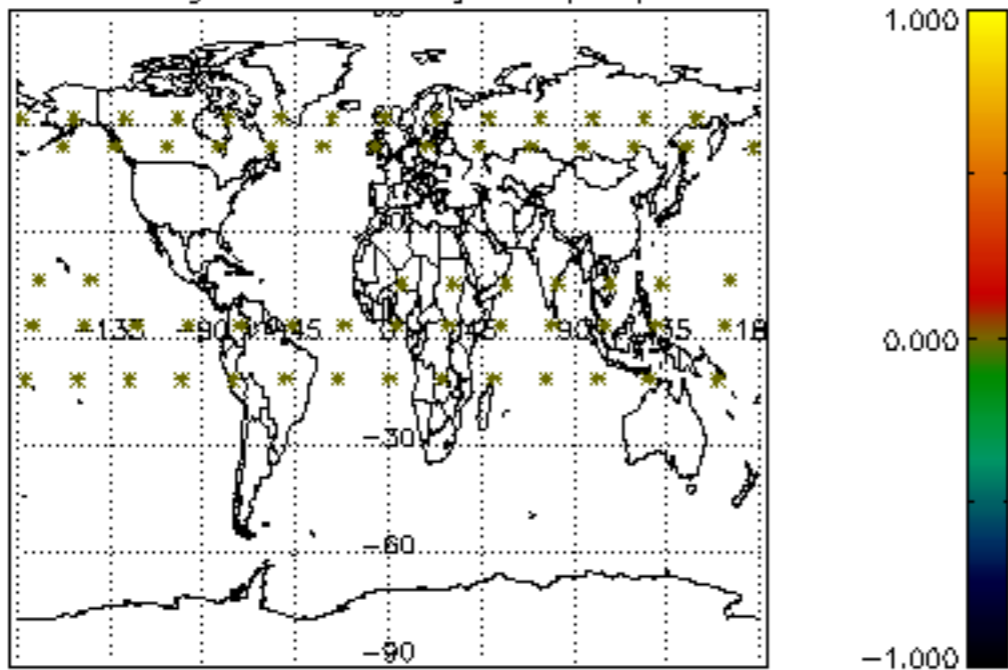
Percentage of star falling outside central band per profile



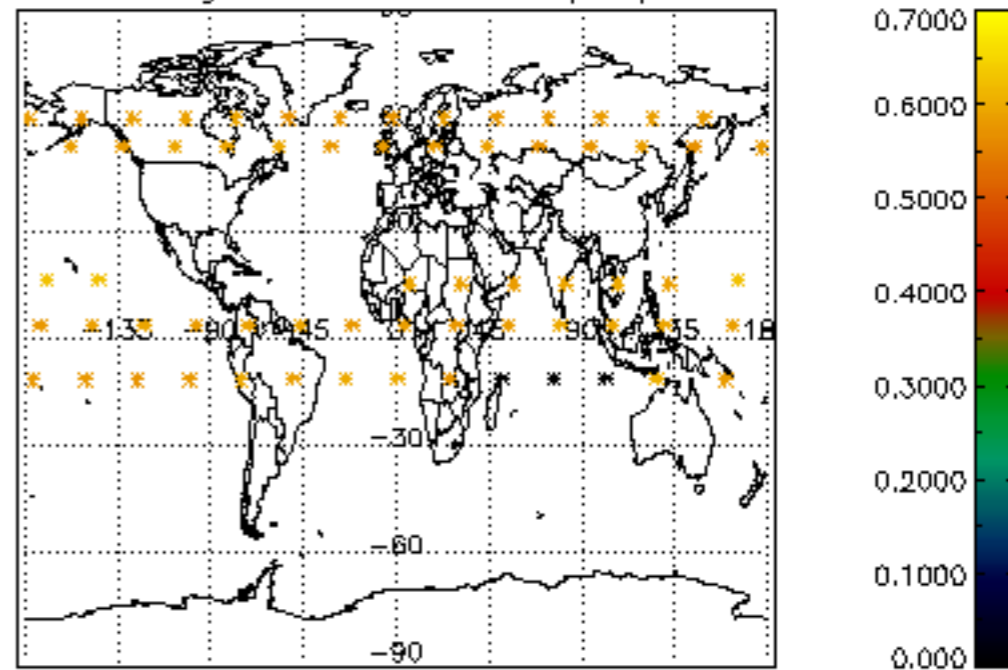
Percentage of saturation errors per profile



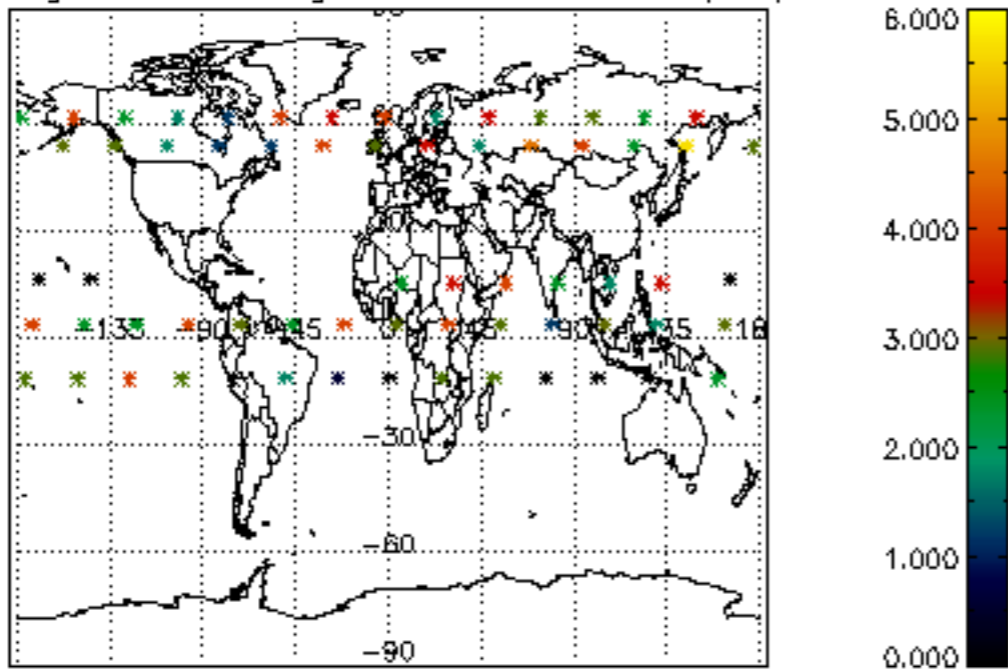
Percentage of cosmic ray hits per profile



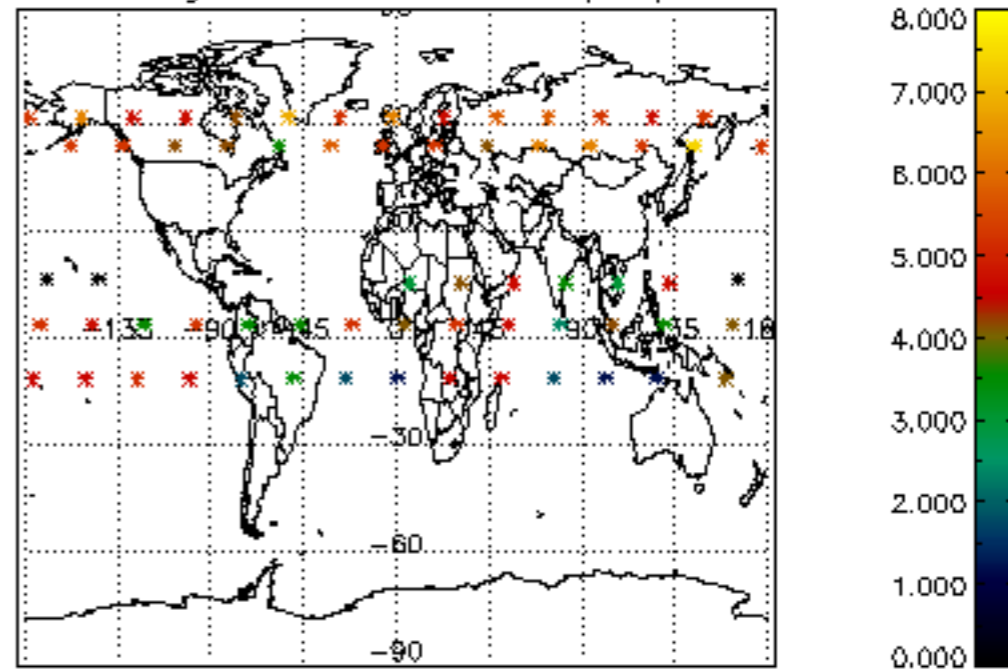
Percentage of datation errors per profile

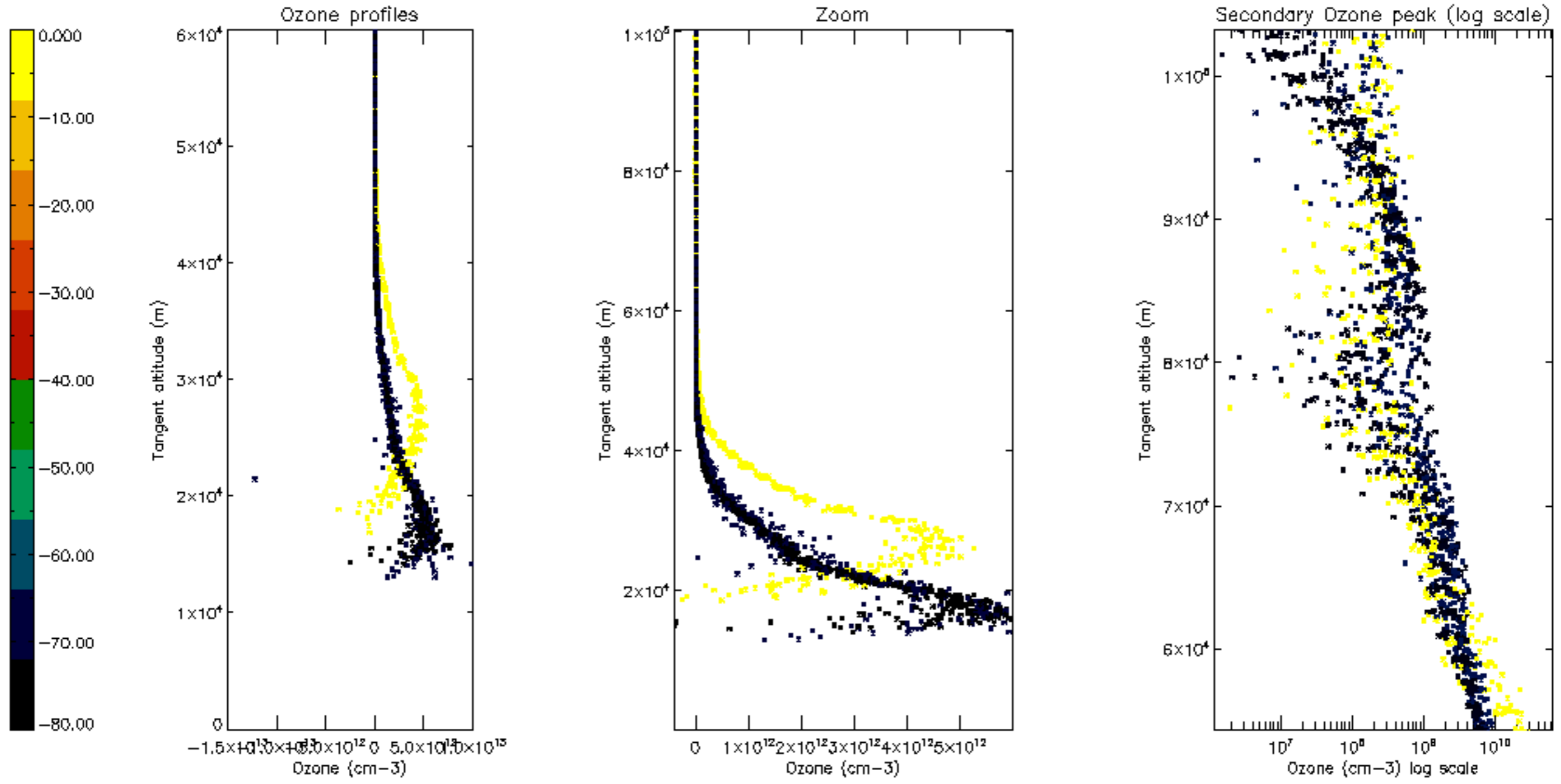


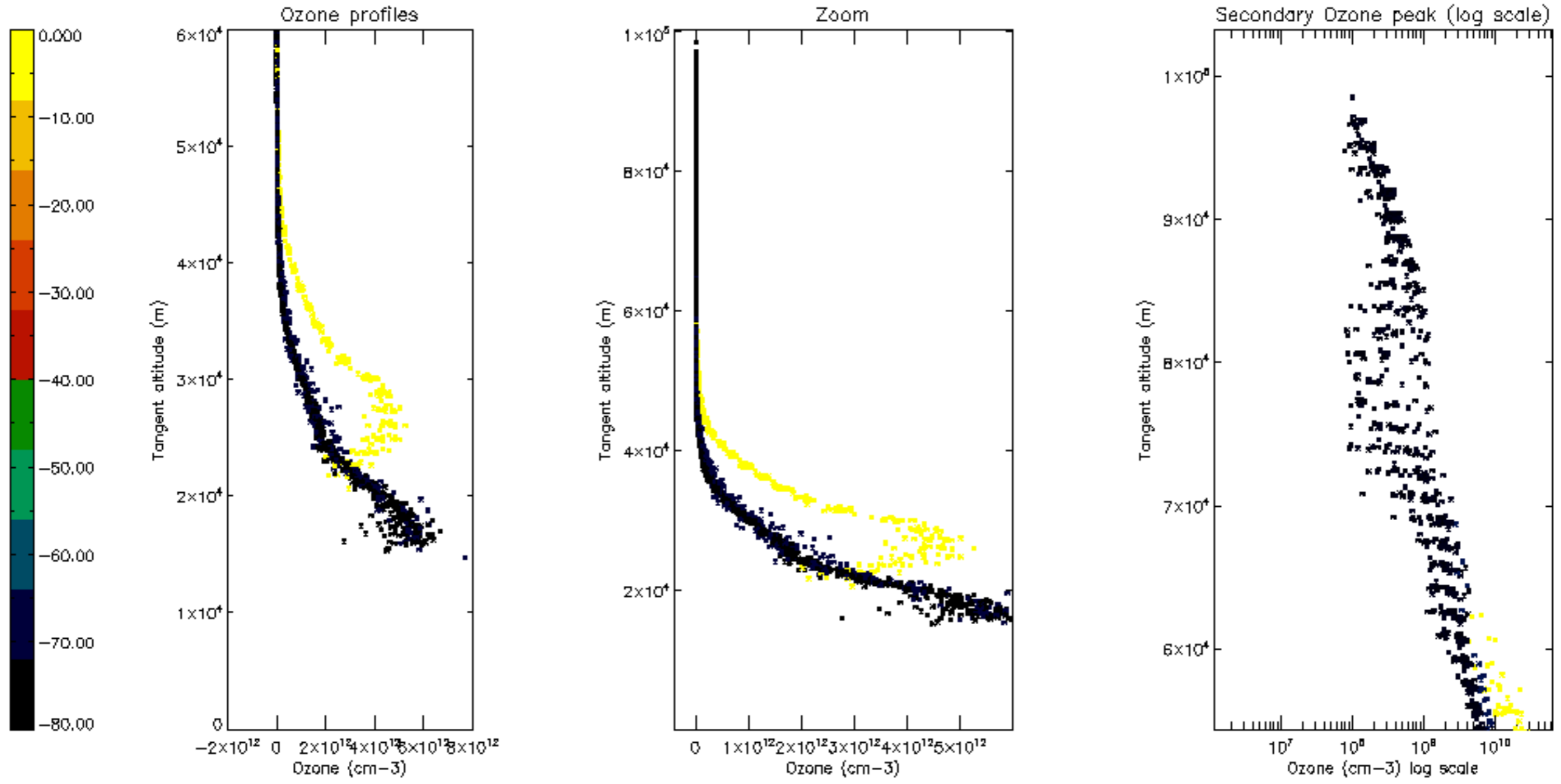
Percentage of star falling outside central band per profile

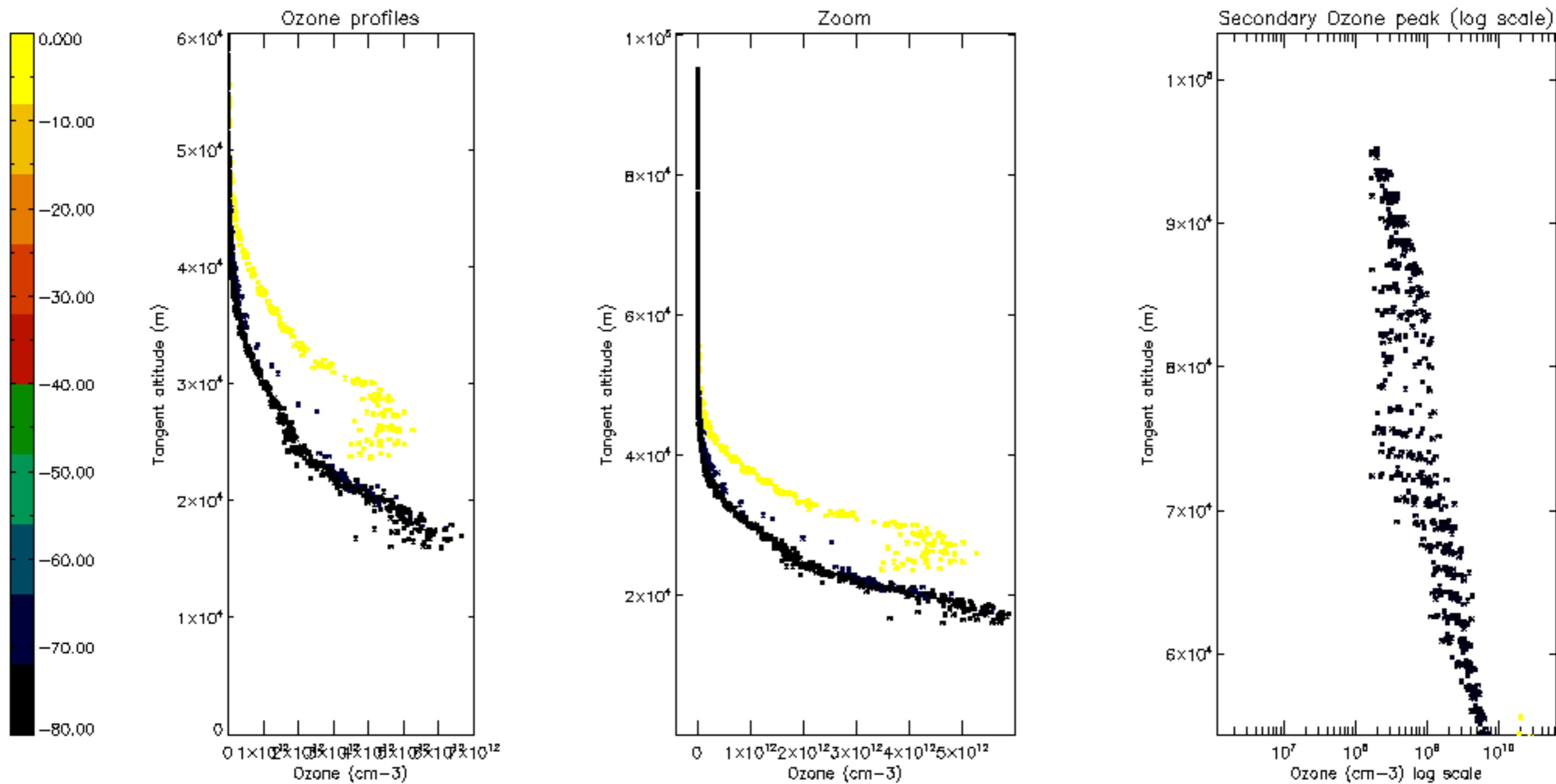


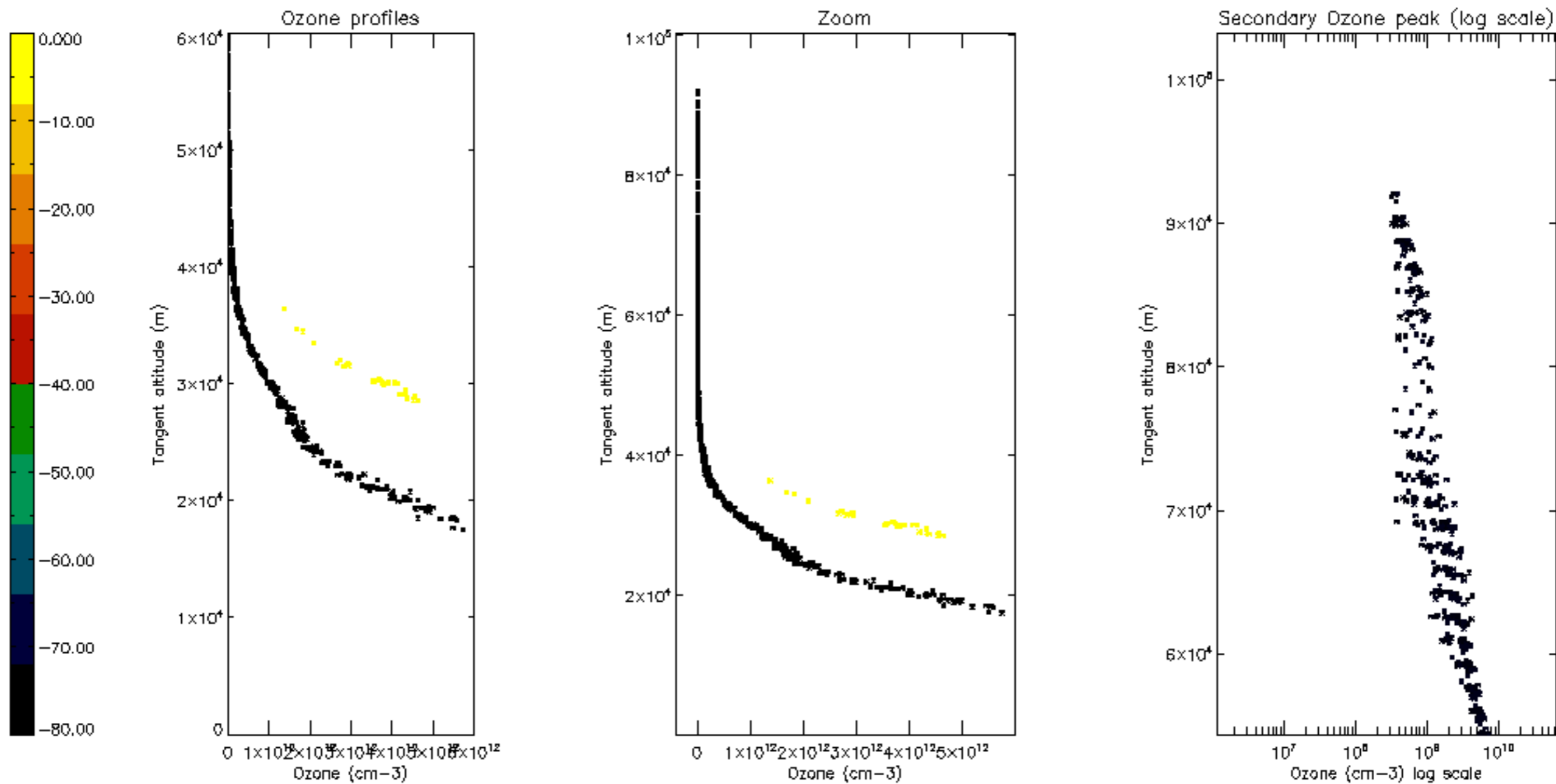
Percentage of saturation errors per profile

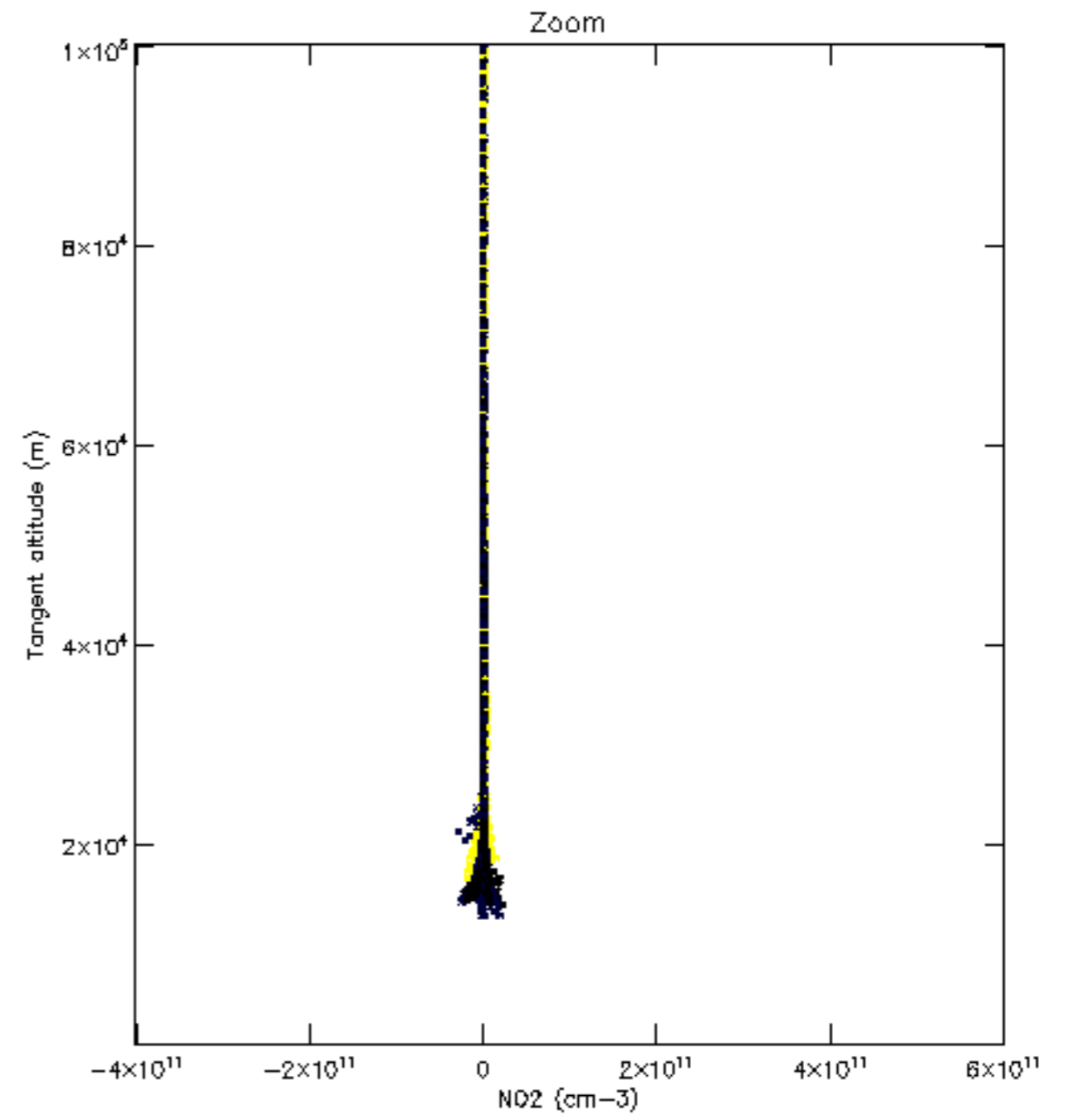
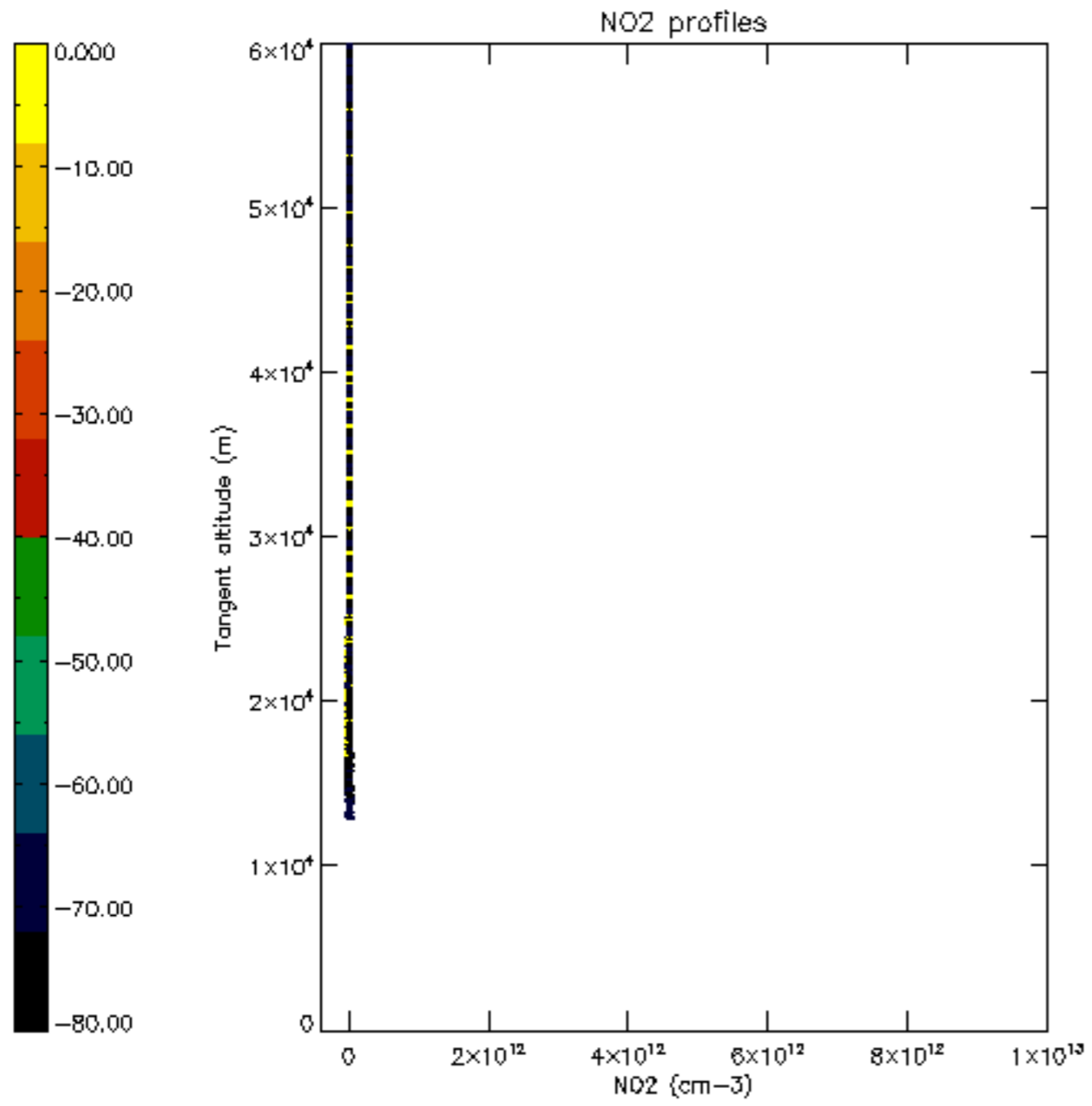


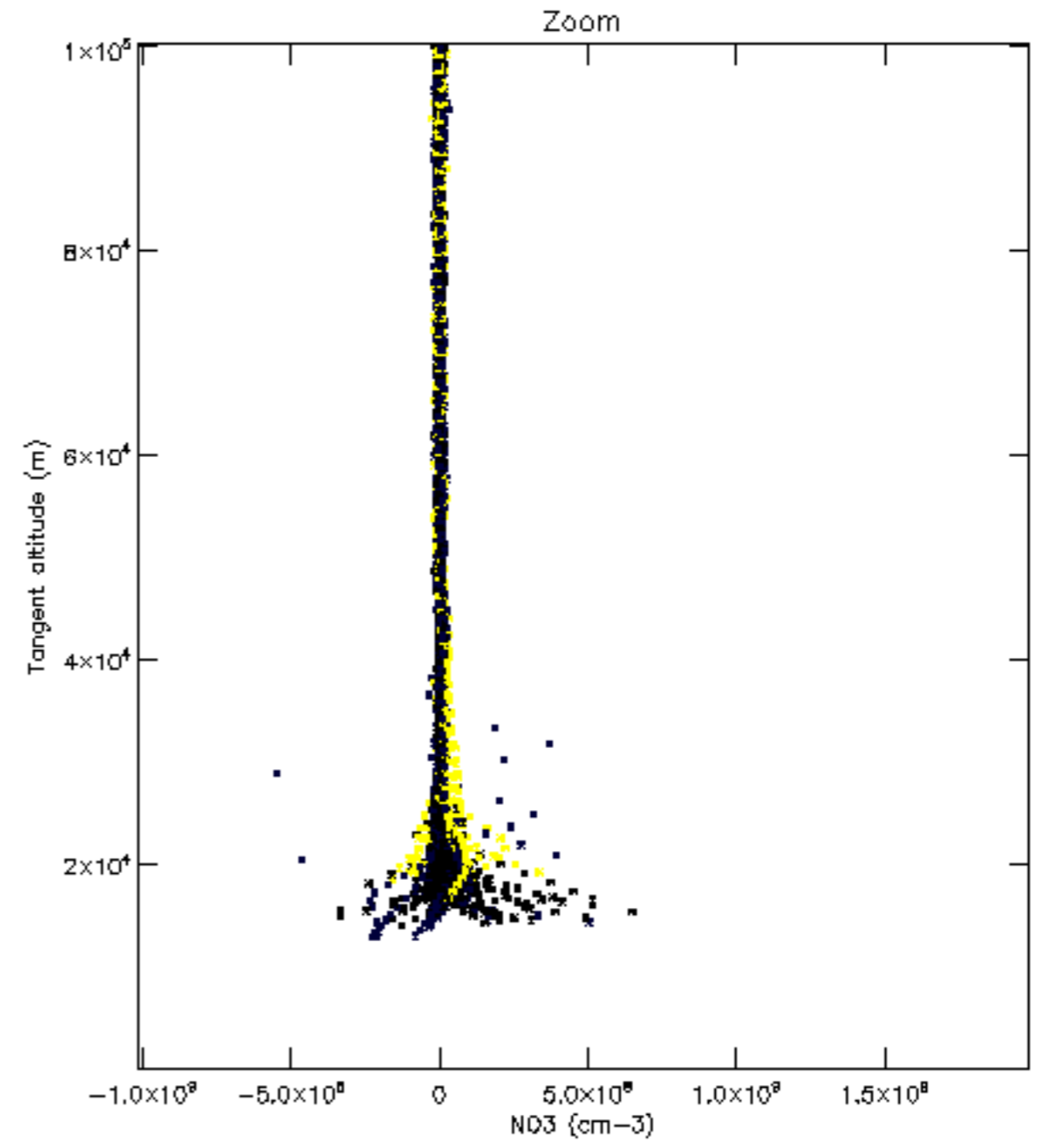
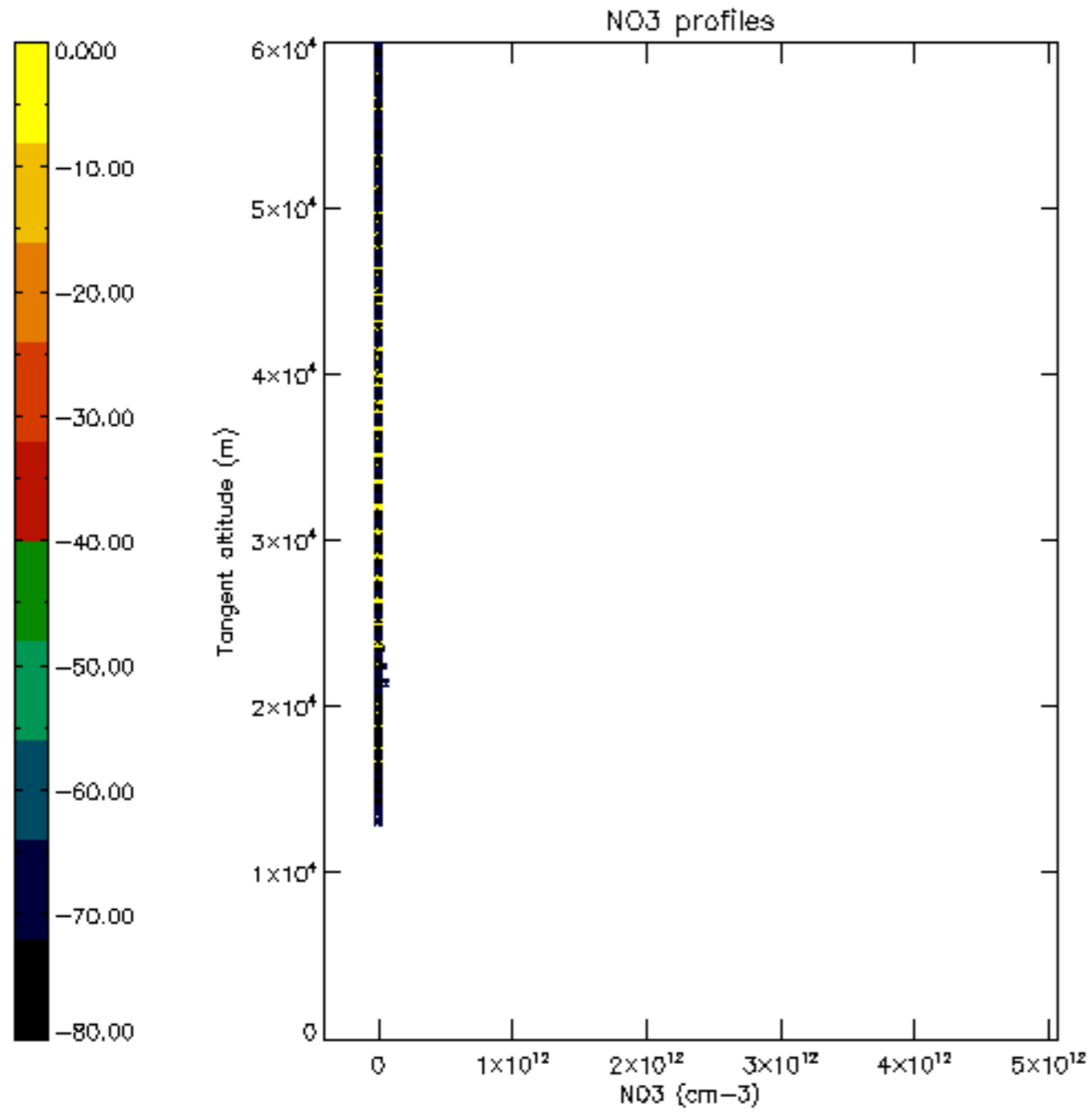


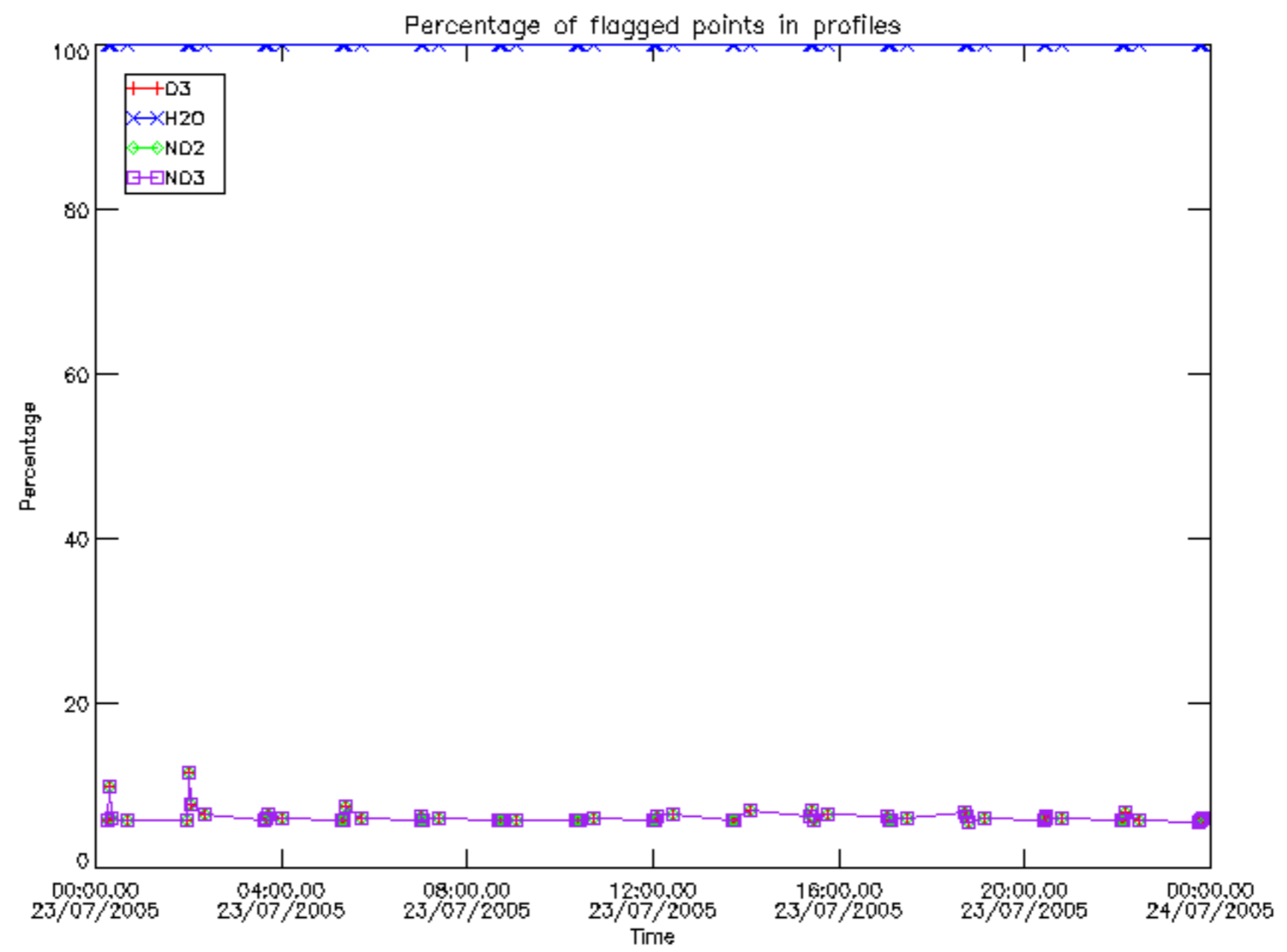




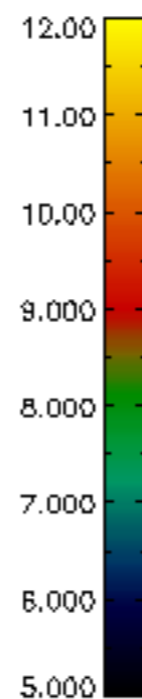
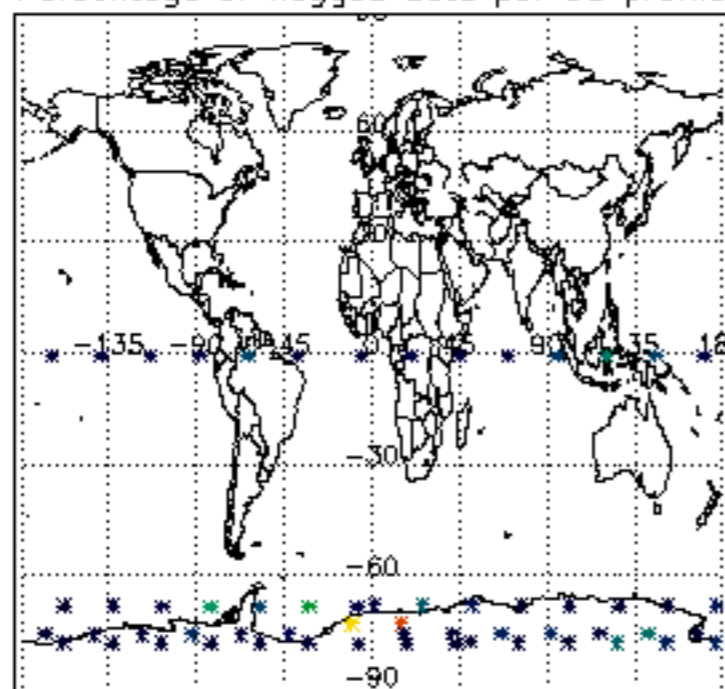




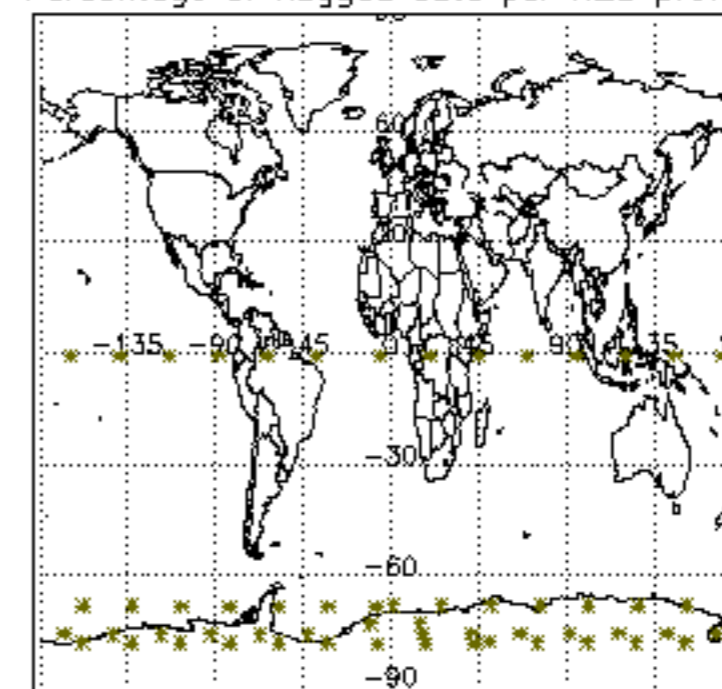




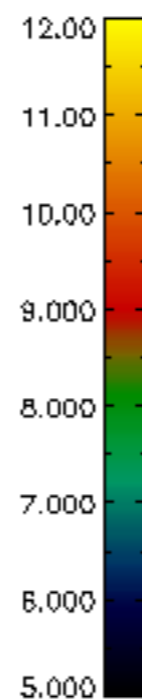
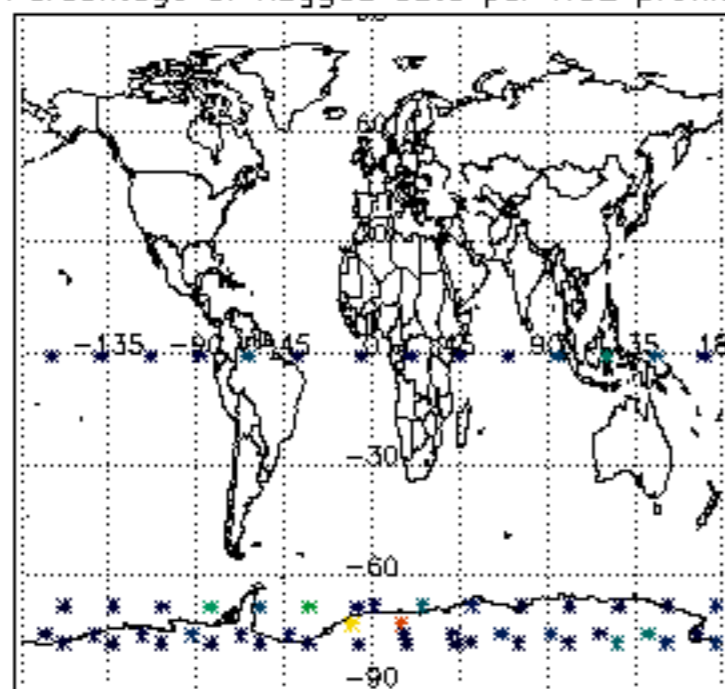
Percentage of flagged data per D3 profile



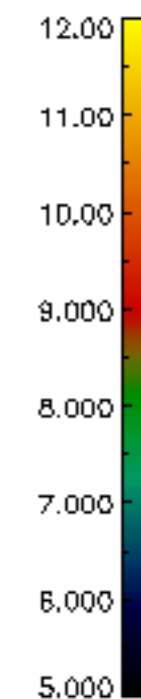
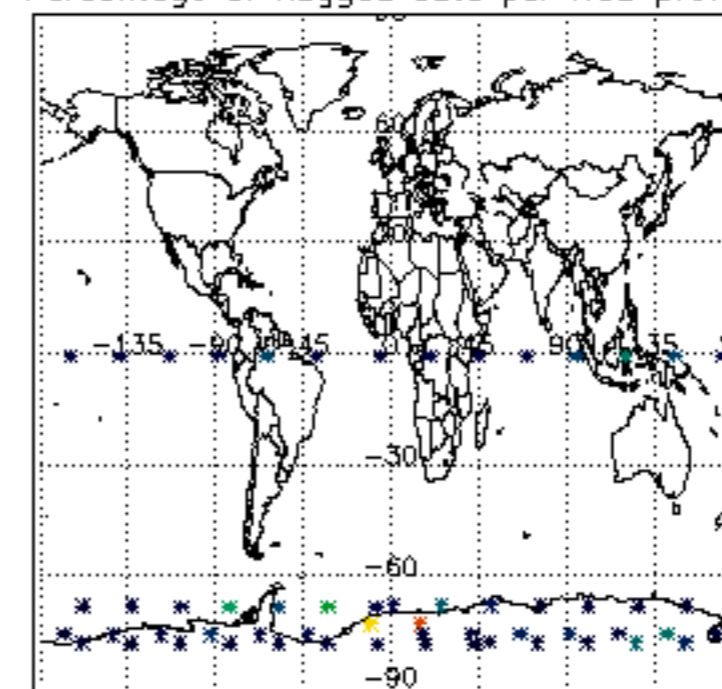
Percentage of flagged data per H2O profile

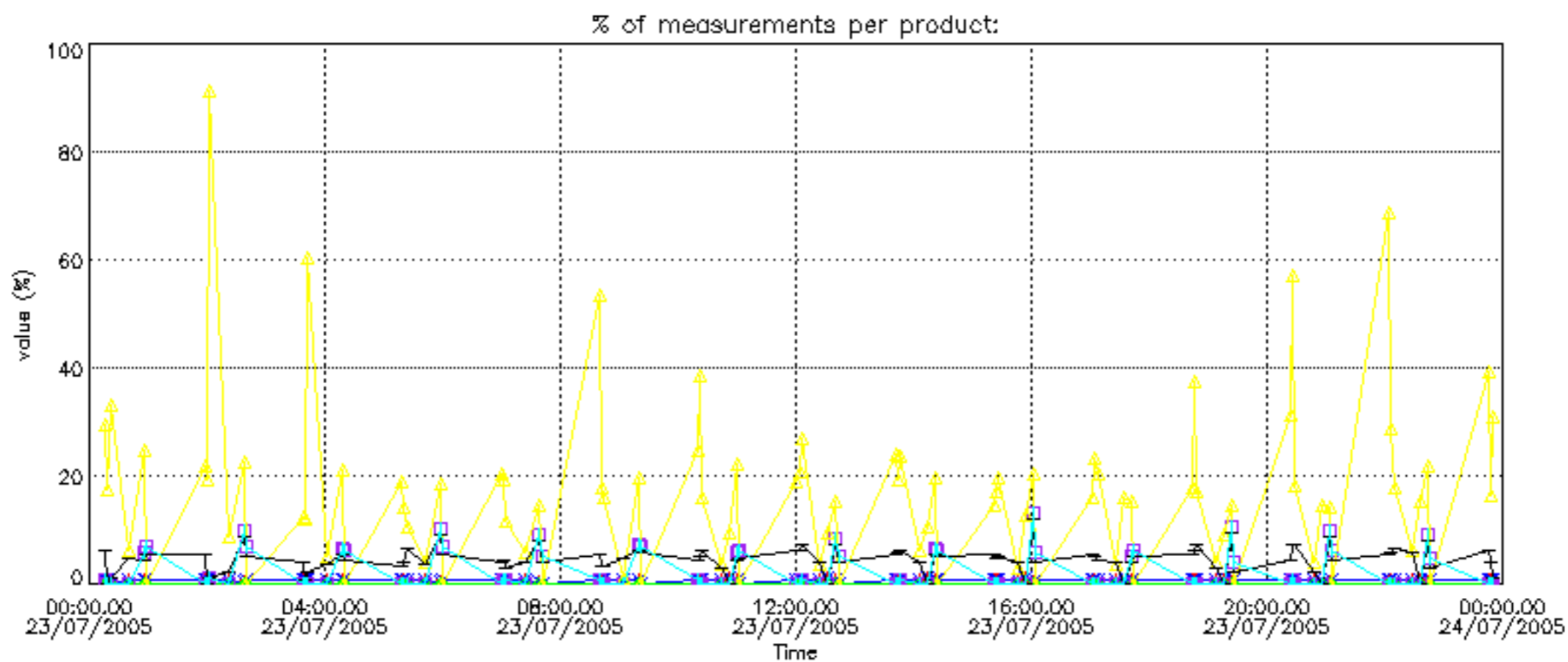


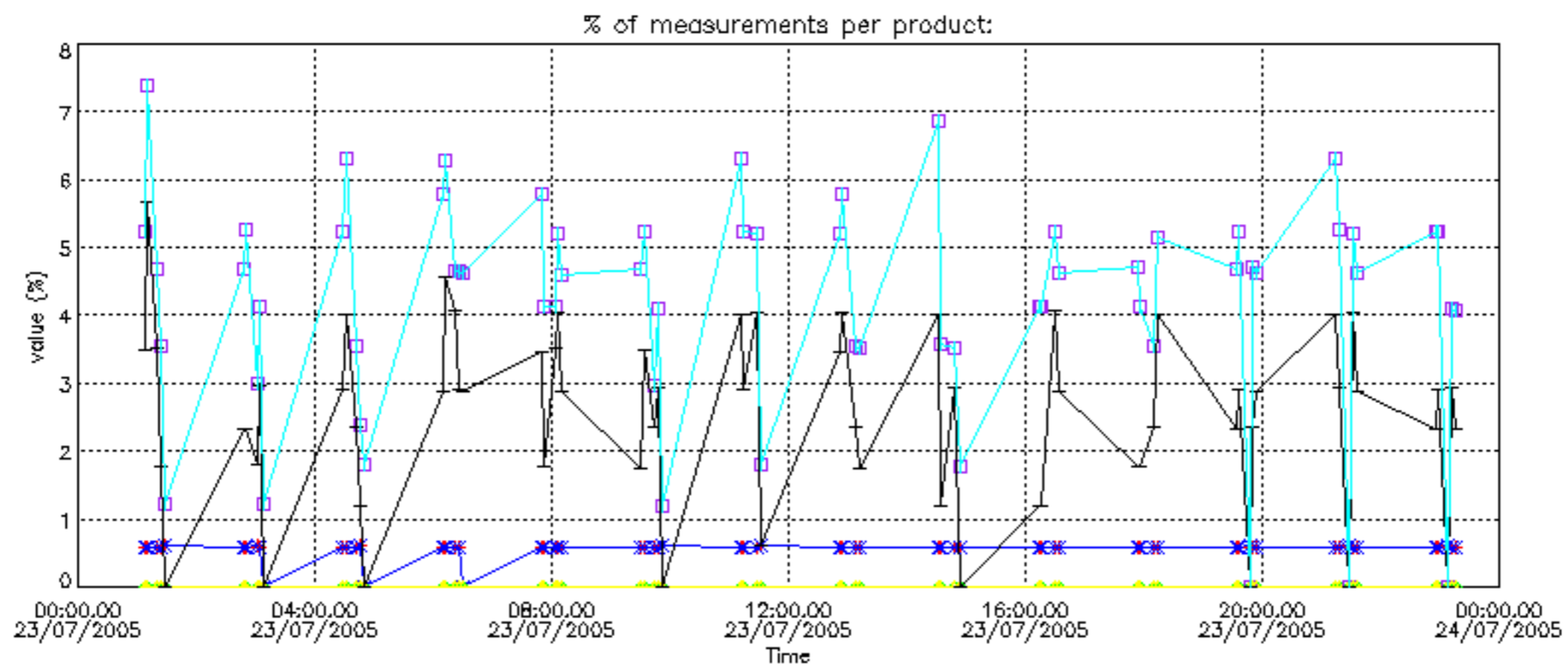
Percentage of flagged data per NO2 profile



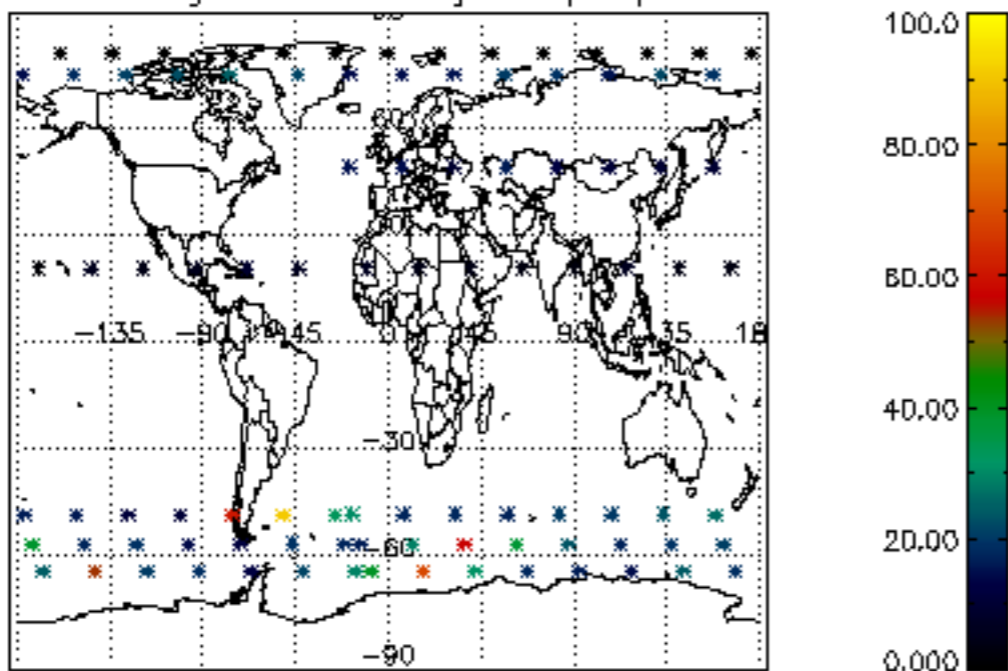
Percentage of flagged data per NO3 profile



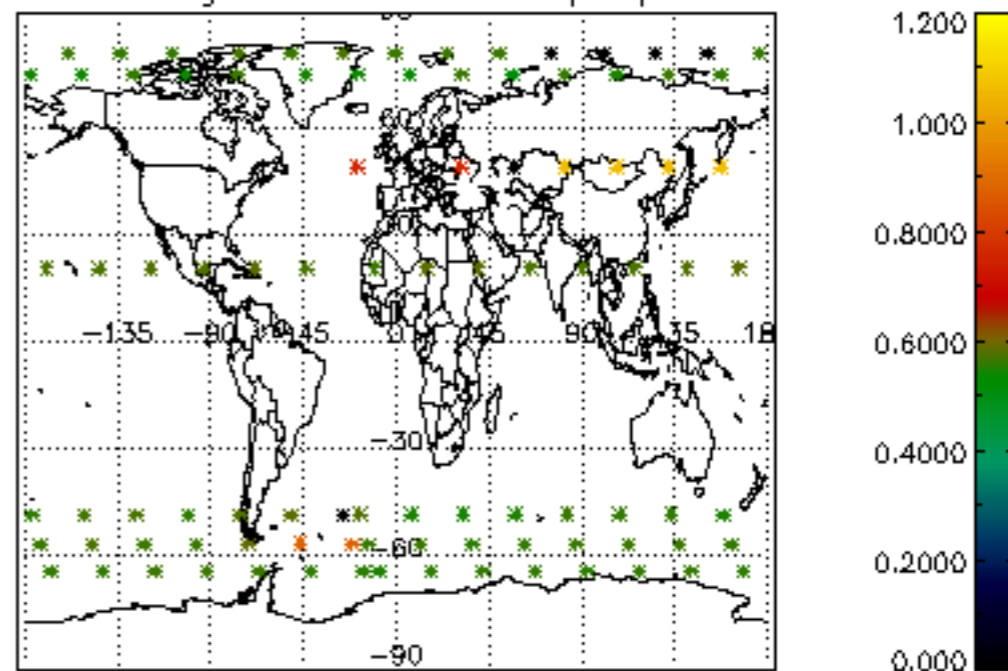




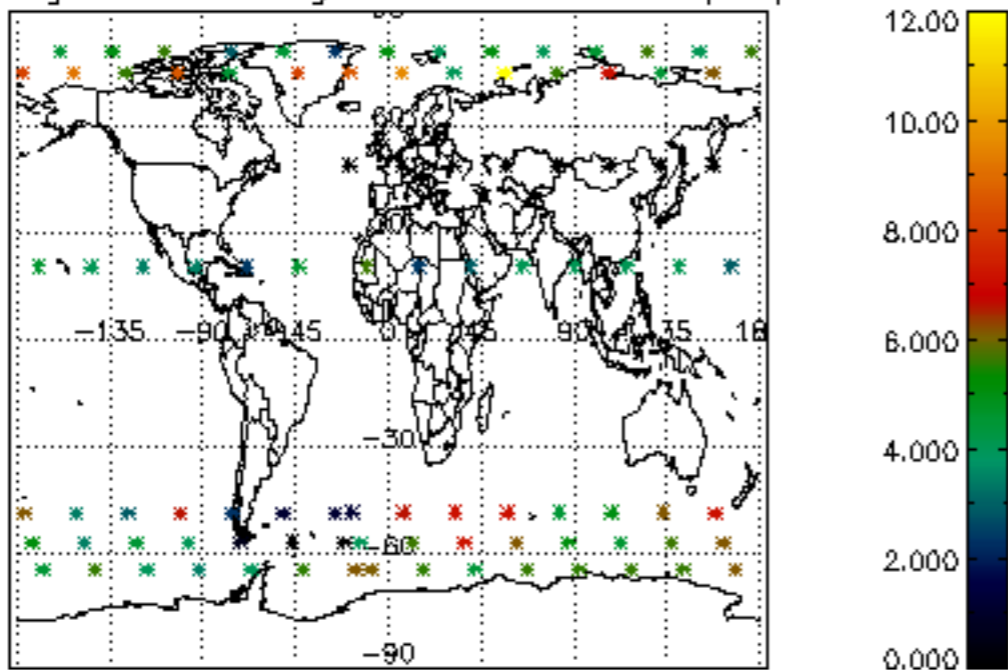
Percentage of cosmic ray hits per profile



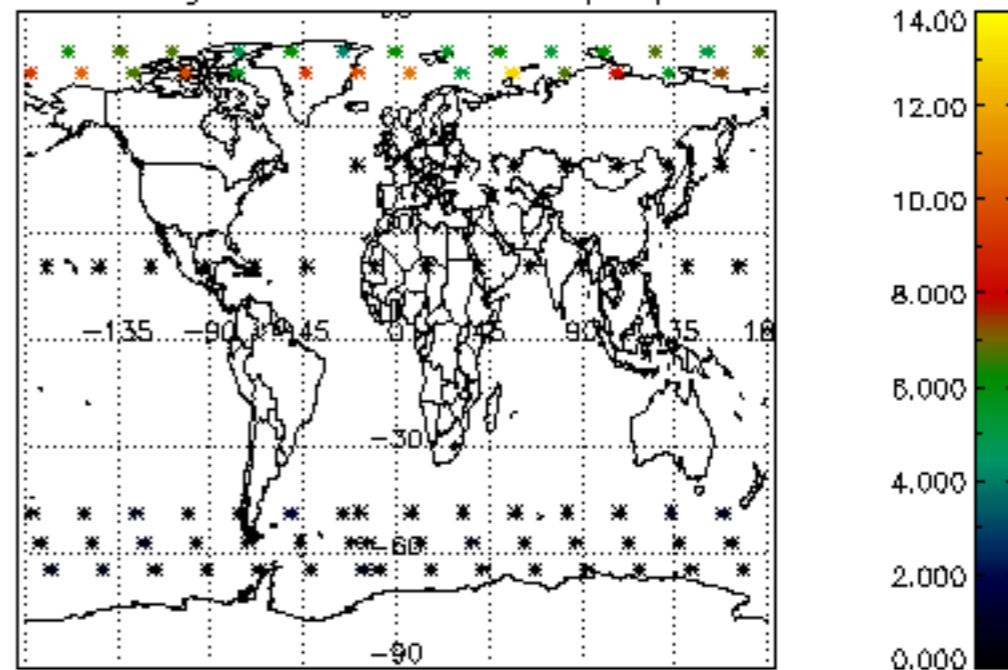
Percentage of datation errors per profile



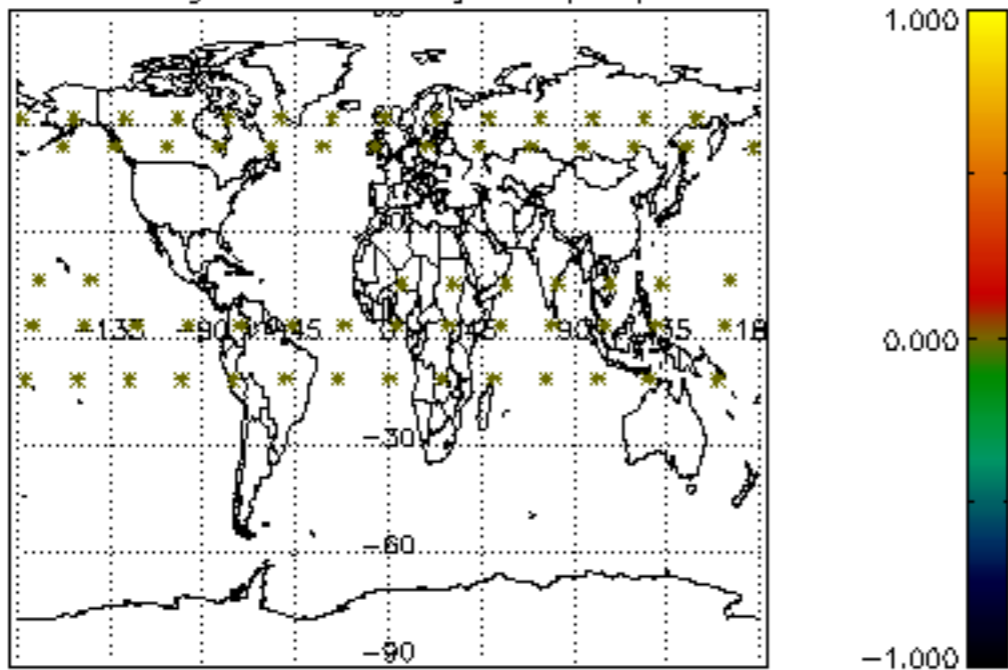
Percentage of star falling outside central band per profile



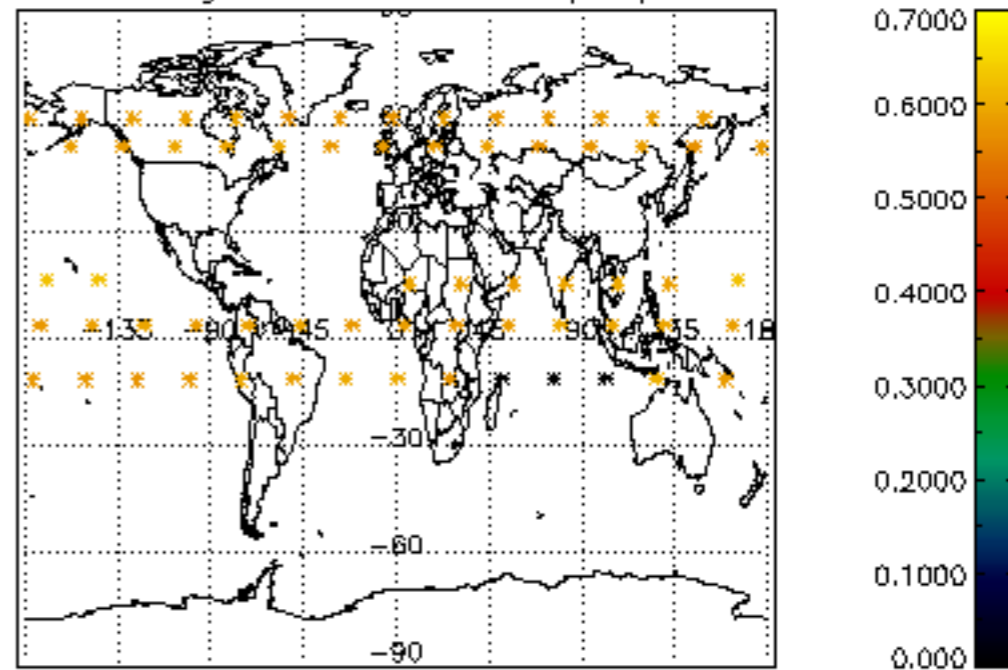
Percentage of saturation errors per profile



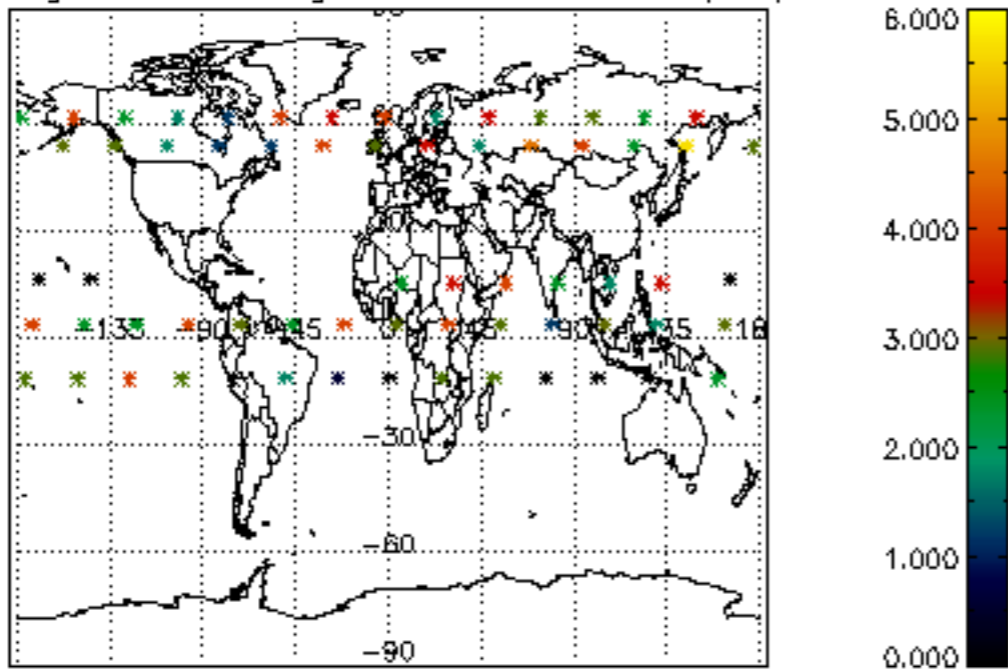
Percentage of cosmic ray hits per profile



Percentage of datation errors per profile



Percentage of star falling outside central band per profile



Percentage of saturation errors per profile

