

GOMOS Level 2 Daily Report

SUMMARY

[1. General Info](#)

[2. Summary of processed GOM_NL_2P products](#)

[3. Level 2 Quality information per product](#)

[3.1 Plot of level 2 quality information per product \(time dependant\)](#)

[3.2 Plot of level 2 quality information per product \(world map\)](#)

[4. Level 1 Quality information per product \(stored on level 2 products\)](#)

[4.1 Plot of level 1 quality information per product \(time dependant\)](#)

[4.1.1 Plot of level 1 quality information per product \(time dependant\): ASCENDING](#)

[4.1.2 Plot of level 1 quality information per product \(time dependant\): DESCENDING](#)

[4.2 Plot of level 1 quality information per product \(world map\)](#)

[4.2.1 Plot of level 1 quality information per product \(world map\): ASCENDING](#)

[4.2.2 Plot of level 1 quality information per product \(world map\): DESCENDING](#)

[5. Ozone profiles based on quality statistics and other trace gas profiles](#)

[5.1 Ozone statistics based on quality of products](#)

[5.2 Plot ozone profiles for all STD \(dark without errors\)](#)

[5.3 Plot ozone profiles where STD < 20% \(dark without errors\)](#)

[5.4. Plot ozone profiles where STD < 10% \(dark without errors\)](#)

[5.5. Plot ozone profiles where STD < 5% \(dark without errors\)](#)

[5.6 Plot NO2 profiles for all STD \(dark without errors\)](#)

[5.7 Plot NO3 profiles for all STD \(dark without errors\)](#)

[5.8 Plot H2O profiles \(only for occultations of stars 1,2,3,4,13,14,16,26,63 dark without errors\) for all STD](#)

[6. Auxiliary Data Files used for the production reported in section 2](#)

This report presents the daily analysis on parameters extracted from GOMOS level 2 data (GOM_NL__2P). It is intended to monitor some important parameters that will impact the quality of these products. A list of level 2 products (and content) that have arrived during the reporting day to the PCF is also given.

Item	Value
Time of report generation	18APR2013 09:51:19
Data source version	GOMOS/6.01
Start time of products	24-06-2005 (24JUN2005 00:00:00)
Stop time of products	25-06-2005 (25JUN2005 00:00:00)
Store outputs in DB	Yes
Nb of level 2 prods	117
Nb of prods with errors	0

2. Summary of processed GOM_NL__2P products.

Nr	Filename	UTC Start time	Limb	Duration	Star Id	Star Name	Star Mag	Star Temp	Nb Meas	Orbit	Prod. error
1	GOM_NL__2PRFIN20050624_105410_00000862038_00252_17340_4700.N1	24-JUN-2005 10:54:10	Dark	85.500	135	Bet Hyi	2.8200	5800.0	171	17340	No
2	GOM_NL__2PRFIN20050624_110155_00000882038_00252_17340_4701.N1	24-JUN-2005 11:01:55	Straylight	87.500	43	Alp TrA	1.9100	4250.0	175	17340	No
3	GOM_NL__2PRFIN20050624_110511_00000912038_00252_17340_4702.N1	24-JUN-2005 11:05:11	Straylight	91.000	141	Bet Ara	2.8400	4600.0	182	17340	No
4	GOM_NL__2PRFIN20050624_110821_00000942038_00252_17340_4703.N1	24-JUN-2005 11:08:21	Twilight_stray	94.000	40	The Sco	1.8590	7100.0	188	17340	No
5	GOM_NL__2PRFIN20050624_111122_00000972038_00252_17340_4704.N1	24-JUN-2005 11:11:22	Bright	96.500	75	26Eps Sco	2.2910	4250.0	193	17340	No
6	GOM_NL__2PRFIN20050624_111346_00000912038_00252_17340_4705.N1	24-JUN-2005 11:13:46	Bright	90.500	16	21Alp Sco	1.0200	3000.0	181	17340	No
7	GOM_NL__2PRFIN20050624_111551_00000862038_00252_17340_4706.N1	24-JUN-2005 11:15:51	Bright	86.000	97	8Bet1Sco	2.5610	30000.	172	17340	No
8	GOM_NL__2PRFIN20050624_111806_00000872038_00252_17340_4707.N1	24-JUN-2005 11:18:06	Bright	86.500	98	13Zet Oph	2.5710	30000.	173	17340	No
9	GOM_NL__2PRFIN20050624_112013_00000872038_00252_17340_4708.N1	24-JUN-2005 11:20:13	Bright	86.500	120	1Del Oph	2.7340	3200.0	173	17340	No
10	GOM_NL__2PRFIN20050624_112323_00000862038_00252_17340_4709.N1	24-JUN-2005 11:23:23	Bright	85.500	102	24Alp Ser	2.6000	4250.0	171	17340	No
11	GOM_NL__2PRFIN20050624_112904_00000862038_00252_17340_4710.N1	24-JUN-2005 11:29:04	Bright	85.500	67	5Alp CrB	2.2210	11000.	171	17340	No
12	GOM_NL__2PRFIN20050624_114213_00000872038_00252_17340_4711.N1	24-JUN-2005 11:42:13	Bright	86.500	60	7Bet UMi	2.0810	3950.0	173	17340	No
13	GOM_NL__2PRFIN20050624_121533_00000932038_00252_17340_4712.N1	24-JUN-2005 12:15:33	Dark	93.000	165	34Gam Eri	2.9500	3200.0	186	17340	No
14	GOM_NL__2PRFIN20050624_122342_00000912038_00252_17340_4713.N1	24-JUN-2005 12:23:42	Dark	90.500	157	The1Eri	2.9060	9300.0	181	17340	No
15	GOM_NL__2PRFIN20050624_122942_00000822038_00252_17340_4714.N1	24-JUN-2005 12:29:42	Dark	82.000	9	Alp Eri	0.45300	24000.	164	17340	No
16	GOM_NL__2PRFIN20050624_123446_00000862038_00253_17341_4700.N1	24-JUN-2005 12:34:46	Dark	85.500	135	Bet Hyi	2.8200	5800.0	171	17341	No
17	GOM_NL__2PRFIN20050624_124231_00000922038_00253_17341_4701.N1	24-JUN-2005 12:42:31	Straylight	92.000	43	Alp TrA	1.9100	4250.0	184	17341	No
18	GOM_NL__2PRFIN20050624_124547_00000892038_00253_17341_4702.N1	24-JUN-2005 12:45:47	Straylight	88.500	141	Bet Ara	2.8400	4600.0	177	17341	No
19	GOM_NL__2PRFIN20050624_124858_00000932038_00253_17341_4703.N1	24-JUN-2005 12:48:58	Twilight_stray	93.000	40	The Sco	1.8590	7100.0	186	17341	No
20	GOM_NL__2PRFIN20050624_125159_00000922038_00253_17341_4704.N1	24-JUN-2005 12:51:59	Bright	92.000	75	26Eps Sco	2.2910	4250.0	184	17341	No
21	GOM_NL__2PRFIN20050624_125422_00000912038_00253_17341_4705.N1	24-JUN-2005 12:54:22	Bright	91.000	16	21Alp Sco	1.0200	3000.0	182	17341	No
22	GOM_NL__2PRFIN20050624_125627_00000872038_00253_17341_4706.N1	24-JUN-2005 12:56:27	Bright	87.000	97	8Bet1Sco	2.5610	30000.	174	17341	No
23	GOM_NL__2PRFIN20050624_125842_00000872038_00253_17341_4707.N1	24-JUN-2005 12:58:42	Bright	87.000	98	13Zet Oph	2.5710	30000.	174	17341	No
24	GOM_NL__2PRFIN20050624_130049_00000862038_00253_17341_4708.N1	24-JUN-2005 13:00:49	Bright	86.000	120	1Del Oph	2.7340	3200.0	172	17341	No
25	GOM_NL__2PRFIN20050624_130359_00000862038_00253_17341_4709.N1	24-JUN-2005 13:03:59	Bright	85.500	102	24Alp Ser	2.6000	4250.0	171	17341	No
26	GOM_NL__2PRFIN20050624_130940_00000842038_00253_17341_4710.N1	24-JUN-2005 13:09:40	Bright	83.500	67	5Alp CrB	2.2210	11000.	167	17341	No
27	GOM_NL__2PRFIN20050624_132249_00001022038_00253_17341_4711.N1	24-JUN-2005 13:22:49	Bright	102.00	60	7Bet UMi	2.0810	3950.0	204	17341	No
28	GOM_NL__2PRFIN20050624_135610_00000942038_00253_17341_4712.N1	24-JUN-2005 13:56:10	Dark	94.000	165	34Gam Eri	2.9500	3200.0	188	17341	No
29	GOM_NL__2PRFIN20050624_140418_00000902038_00253_17341_4713.N1	24-JUN-2005 14:04:18	Dark	90.000	157	The1Eri	2.9060	9300.0	180	17341	No
30	GOM_NL__2PRFIN20050624_141019_00000822038_00253_17341_4714.N1	24-JUN-2005 14:10:19	Dark	82.000	9	Alp Eri	0.45300	24000.	164	17341	No
31	GOM_NL__2PRFIN20050624_141522_00000862038_00254_17342_4700.N1	24-JUN-2005 14:15:22	Dark	85.500	135	Bet Hyi	2.8200	5800.0	171	17342	No
32	GOM_NL__2PRFIN20050624_142307_00000902038_00254_17342_4701.N1	24-JUN-2005 14:23:07	Straylight	89.500	43	Alp TrA	1.9100	4250.0	179	17342	No
33	GOM_NL__2PRFIN20050624_142623_00000912038_00254_17342_4702.N1	24-JUN-2005 14:26:23	Straylight	91.000	141	Bet Ara	2.8400	4600.0	182	17342	No
34	GOM_NL__2PRFIN20050624_142934_00000932038_00254_17342_4703.N1	24-JUN-2005 14:29:34	Twilight_stray	93.000	40	The Sco	1.8590	7100.0	186	17342	No
35	GOM_NL__2PRFIN20050624_143235_00000952038_00254_17342_4704.N1	24-JUN-2005 14:32:35	Bright	95.000	75	26Eps Sco	2.2910	4250.0	190	17342	No
36	GOM_NL__2PRFIN20050624_143459_00000912038_00254_17342_4705.N1	24-JUN-2005 14:34:59	Bright	91.000	16	21Alp Sco	1.0200	3000.0	182	17342	No
37	GOM_NL__2PRFIN20050624_143703_00000872038_00254_17342_4706.N1	24-JUN-2005 14:37:03	Bright	86.500	97	8Bet1Sco	2.5610	30000.	173	17342	No
38	GOM_NL__2PRFIN20050624_143918_00000872038_00254_17342_4707.N1	24-JUN-2005 14:39:18	Bright	86.500	98	13Zet Oph	2.5710	30000.	173	17342	No
39	GOM_NL__2PRFIN20050624_144126_00000862038_00254_17342_4708.N1	24-JUN-2005 14:41:26	Bright	86.000	120	1Del Oph	2.7340	3200.0	172	17342	No
40	GOM_NL__2PRFIN20050624_144435_00000872038_00254_17342_4709.N1	24-JUN-2005 14:44:35	Bright	86.500	102	24Alp Ser	2.6000	4250.0	173	17342	No
41	GOM_NL__2PRFIN20050624_145017_00000862038_00254_17342_4710.N1	24-JUN-2005 14:50:17	Bright	86.000	67	5Alp CrB	2.2210	11000.	172	17342	No
42	GOM_NL__2PRFIN20050624_150325_00000862038_00254_17342_4711.N1	24-JUN-2005 15:03:25	Bright	86.000	60	7Bet UMi	2.0810	3950.0	172	17342	No

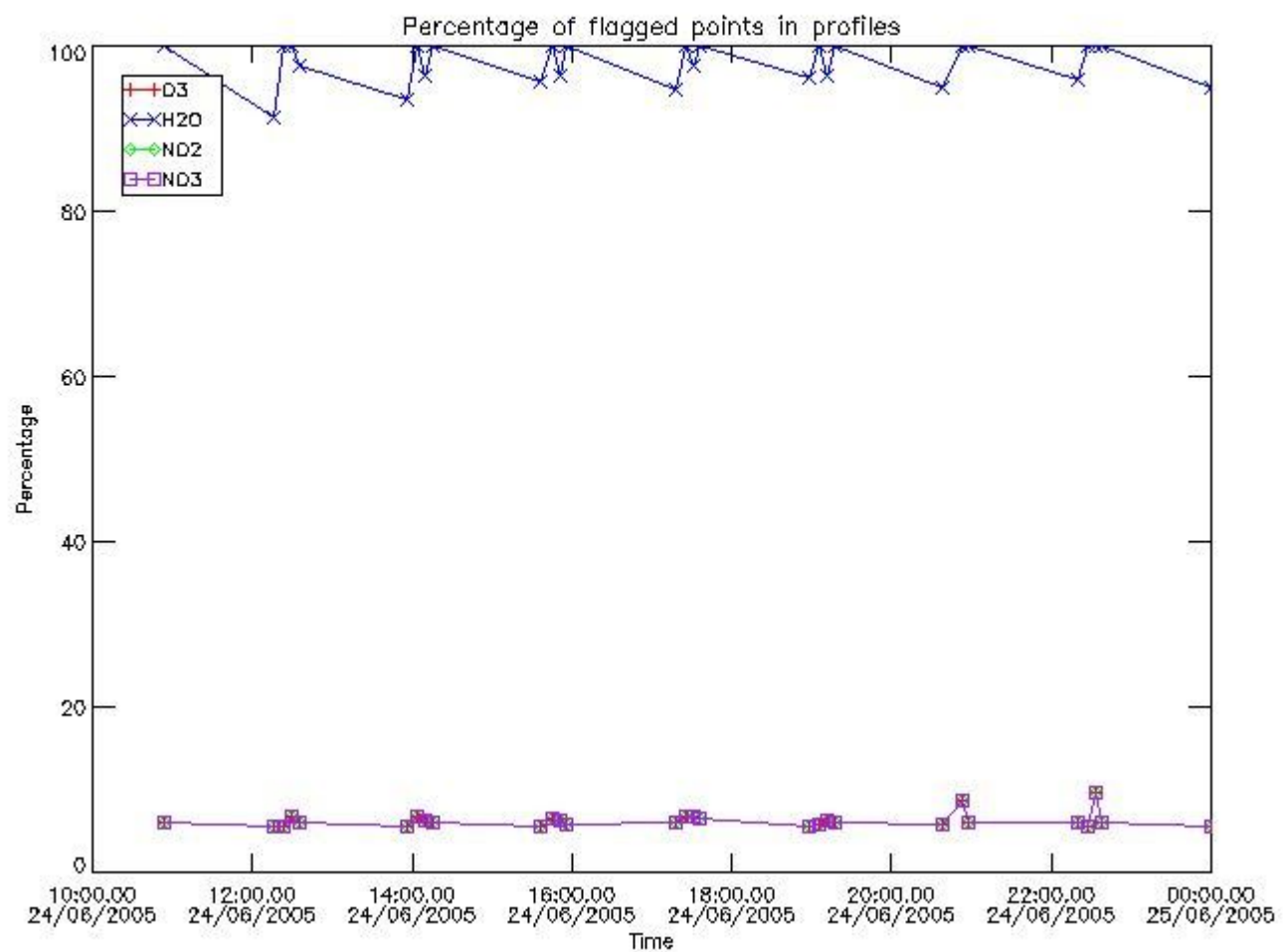
43	GOM_NL__2PRFIN20050624_153646_00000922038_00254_17342_4712.N1	24-JUN-2005 15:36:46	Dark	92.000	165	34Gam Eri	2.9500	3200.0	184	17342	No
44	GOM_NL__2PRFIN20050624_154455_00000882038_00254_17342_4713.N1	24-JUN-2005 15:44:55	Dark	87.500	157	The1Eri	2.9060	9300.0	175	17342	No
45	GOM_NL__2PRFIN20050624_155055_00000822038_00254_17342_4714.N1	24-JUN-2005 15:50:55	Dark	82.000	9	Alp Eri	0.45300	24000.	164	17342	No
46	GOM_NL__2PRFIN20050624_155558_00000872038_00255_17343_4700.N1	24-JUN-2005 15:55:58	Dark	87.000	135	Bet Hyi	2.8200	5800.0	174	17343	No
47	GOM_NL__2PRFIN20050624_160343_00000892038_00255_17343_4701.N1	24-JUN-2005 16:03:43	Straylight	88.500	43	Alp TrA	1.9100	4250.0	177	17343	No
48	GOM_NL__2PRFIN20050624_160659_00000962038_00255_17343_4702.N1	24-JUN-2005 16:06:59	Straylight	95.500	141	Bet Ara	2.8400	4600.0	191	17343	No
49	GOM_NL__2PRFIN20050624_161010_00000952038_00255_17343_4703.N1	24-JUN-2005 16:10:10	Tw_i_and_stray	94.500	40	The Sco	1.8590	7100.0	189	17343	No
50	GOM_NL__2PRFIN20050624_161311_00000912038_00255_17343_4704.N1	24-JUN-2005 16:13:11	Bright	91.000	75	26Eps Sco	2.2910	4250.0	182	17343	No
51	GOM_NL__2PRFIN20050624_161535_00000912038_00255_17343_4705.N1	24-JUN-2005 16:15:35	Bright	91.000	16	21Alp Sco	1.0200	3000.0	182	17343	No
52	GOM_NL__2PRFIN20050624_161740_00000872038_00255_17343_4706.N1	24-JUN-2005 16:17:40	Bright	87.000	97	8Bet1Sco	2.5610	30000.	174	17343	No
53	GOM_NL__2PRFIN20050624_161954_00000872038_00255_17343_4707.N1	24-JUN-2005 16:19:54	Bright	87.000	98	13Zet Oph	2.5710	30000.	174	17343	No
54	GOM_NL__2PRFIN20050624_162202_00000862038_00255_17343_4708.N1	24-JUN-2005 16:22:02	Bright	85.500	120	1Del Oph	2.7340	3200.0	171	17343	No
55	GOM_NL__2PRFIN20050624_162511_00000852038_00255_17343_4709.N1	24-JUN-2005 16:25:11	Bright	84.500	102	24Alp Ser	2.6000	4250.0	169	17343	No
56	GOM_NL__2PRFIN20050624_163053_00000862038_00255_17343_4710.N1	24-JUN-2005 16:30:53	Bright	85.500	67	5Alp CrB	2.2210	11000.	171	17343	No
57	GOM_NL__2PRFIN20050624_164401_00000832038_00255_17343_4711.N1	24-JUN-2005 16:44:01	Bright	82.500	60	7Bet UMi	2.0810	3950.0	165	17343	No
58	GOM_NL__2PRFIN20050624_171722_00000942038_00255_17343_4712.N1	24-JUN-2005 17:17:22	Dark	94.000	165	34Gam Eri	2.9500	3200.0	188	17343	No
59	GOM_NL__2PRFIN20050624_172531_00000922038_00255_17343_4713.N1	24-JUN-2005 17:25:31	Dark	92.000	157	The1Eri	2.9060	9300.0	184	17343	No
60	GOM_NL__2PRFIN20050624_173132_00000822038_00255_17343_4714.N1	24-JUN-2005 17:31:32	Dark	82.000	9	Alp Eri	0.45300	24000.	164	17343	No
61	GOM_NL__2PRFIN20050624_173634_00000872038_00256_17344_4700.N1	24-JUN-2005 17:36:34	Dark	86.500	135	Bet Hyi	2.8200	5800.0	173	17344	No
62	GOM_NL__2PRFIN20050624_174419_00000902038_00256_17344_4701.N1	24-JUN-2005 17:44:19	Straylight	90.000	43	Alp TrA	1.9100	4250.0	180	17344	No
63	GOM_NL__2PRFIN20050624_174735_00000952038_00256_17344_4702.N1	24-JUN-2005 17:47:35	Straylight	95.000	141	Bet Ara	2.8400	4600.0	190	17344	No
64	GOM_NL__2PRFIN20050624_175046_00000912038_00256_17344_4703.N1	24-JUN-2005 17:50:46	Tw_i_and_stray	90.500	40	The Sco	1.8590	7100.0	181	17344	No
65	GOM_NL__2PRFIN20050624_175347_00000962038_00256_17344_4704.N1	24-JUN-2005 17:53:47	Bright	95.500	75	26Eps Sco	2.2910	4250.0	191	17344	No
66	GOM_NL__2PRFIN20050624_175611_00000912038_00256_17344_4705.N1	24-JUN-2005 17:56:11	Bright	91.000	16	21Alp Sco	1.0200	3000.0	182	17344	No
67	GOM_NL__2PRFIN20050624_175816_00000882038_00256_17344_4706.N1	24-JUN-2005 17:58:16	Bright	87.500	97	8Bet1Sco	2.5610	30000.	175	17344	No
68	GOM_NL__2PRFIN20050624_180030_00000872038_00256_17344_4707.N1	24-JUN-2005 18:00:30	Bright	87.000	98	13Zet Oph	2.5710	30000.	174	17344	No
69	GOM_NL__2PRFIN20050624_180238_00000872038_00256_17344_4708.N1	24-JUN-2005 18:02:38	Bright	86.500	120	1Del Oph	2.7340	3200.0	173	17344	No
70	GOM_NL__2PRFIN20050624_180547_00000852038_00256_17344_4709.N1	24-JUN-2005 18:05:47	Bright	85.000	102	24Alp Ser	2.6000	4250.0	170	17344	No
71	GOM_NL__2PRFIN20050624_181129_00000852038_00256_17344_4710.N1	24-JUN-2005 18:11:29	Bright	85.000	67	5Alp CrB	2.2210	11000.	170	17344	No
72	GOM_NL__2PRFIN20050624_182437_00000872038_00256_17344_4711.N1	24-JUN-2005 18:24:37	Bright	86.500	60	7Bet UMi	2.0810	3950.0	173	17344	No
73	GOM_NL__2PRFIN20050624_185758_00000922038_00256_17344_4712.N1	24-JUN-2005 18:57:58	Dark	91.500	165	34Gam Eri	2.9500	3200.0	183	17344	No
74	GOM_NL__2PRFIN20050624_190607_00000902038_00256_17344_4713.N1	24-JUN-2005 19:06:07	Dark	89.500	157	The1Eri	2.9060	9300.0	179	17344	No
75	GOM_NL__2PRFIN20050624_191208_00000822038_00256_17344_4714.N1	24-JUN-2005 19:12:08	Dark	82.000	9	Alp Eri	0.45300	24000.	164	17344	No
76	GOM_NL__2PRFIN20050624_191711_00000862038_00257_17345_4700.N1	24-JUN-2005 19:17:11	Dark	85.500	135	Bet Hyi	2.8200	5800.0	171	17345	No
77	GOM_NL__2PRFIN20050624_192455_00000982038_00257_17345_4701.N1	24-JUN-2005 19:24:55	Straylight	97.500	43	Alp TrA	1.9100	4250.0	195	17345	No
78	GOM_NL__2PRFIN20050624_192812_00000872038_00257_17345_4702.N1	24-JUN-2005 19:28:12	Straylight	86.500	141	Bet Ara	2.8400	4600.0	173	17345	No
79	GOM_NL__2PRFIN20050624_193123_00000942038_00257_17345_4703.N1	24-JUN-2005 19:31:23	Tw_i_and_stray	94.000	40	The Sco	1.8590	7100.0	188	17345	No
80	GOM_NL__2PRFIN20050624_193423_00000922038_00257_17345_4704.N1	24-JUN-2005 19:34:23	Bright	91.500	75	26Eps Sco	2.2910	4250.0	183	17345	No
81	GOM_NL__2PRFIN20050624_193647_00000912038_00257_17345_4705.N1	24-JUN-2005 19:36:47	Bright	91.000	16	21Alp Sco	1.0200	3000.0	182	17345	No
82	GOM_NL__2PRFIN20050624_193852_00000872038_00257_17345_4706.N1	24-JUN-2005 19:38:52	Bright	87.000	97	8Bet1Sco	2.5610	30000.	174	17345	No
83	GOM_NL__2PRFIN20050624_194106_00000872038_00257_17345_4707.N1	24-JUN-2005 19:41:06	Bright	87.000	98	13Zet Oph	2.5710	30000.	174	17345	No
84	GOM_NL__2PRFIN20050624_194314_00000862038_00257_17345_4708.N1	24-JUN-2005 19:43:14	Bright	86.000	120	1Del Oph	2.7340	3200.0	172	17345	No
85	GOM_NL__2PRFIN20050624_194623_00000862038_00257_17345_4709.N1	24-JUN-2005 19:46:23	Bright	86.000	102	24Alp Ser	2.6000	4250.0	172	17345	No
86	GOM_NL__2PRFIN20050624_195205_00000852038_00257_17345_4710.N1	24-JUN-2005 19:52:05	Bright	84.500	67	5Alp CrB	2.2210	11000.	169	17345	No
87	GOM_NL__2PRFIN20050624_200513_00000852038_00257_17345_4711.N1	24-JUN-2005 20:05:13	Bright	85.000	60	7Bet UMi	2.0810	3950.0	170	17345	No
88	GOM_NL__2PRFIN20050624_203834_00000882038_00257_17345_4712.N1	24-JUN-2005 20:38:34	Dark	87.500	165	34Gam Eri	2.9500	3200.0	175	17345	No
89	GOM_NL__2PRFIN20050624_205244_00000582038_00257_17345_4713.N1	24-JUN-2005 20:52:44	Dark	58.000	9	Alp Eri	0.45300	24000.	116	17345	No
90	GOM_NL__2PRFIN20050624_205747_00000852038_00258_17346_4720.N1	24-JUN-2005 20:57:47	Dark	84.500	135	Bet Hyi	2.8200	5800.0	169	17346	No
91	GOM_NL__2PRFIN20050624_210531_00000872038_00258_17346_4721.N1	24-JUN-2005 21:05:31	Straylight	87.000	43	Alp TrA	1.9100	4250.0	174	17346	No
92	GOM_NL__2PRFIN20050624_210848_00000912038_00258_17346_4722.N1	24-JUN-2005 21:08:48	Straylight	90.500	141	Bet Ara	2.8400	4600.0	181	17346	No
93	GOM_NL__2PRFIN20050624_211159_00000952038_00258_17346_4723.N1	24-JUN-2005 21:11:59	Tw_i_and_stray	94.500	40	The Sco	1.8590	7100.0	189	17346	No
94	GOM_NL__2PRFIN20050624_211459_00001032038_00258_17346_4724.N1	24-JUN-2005 21:14:59	Bright	102.50	75	26Eps Sco	2.2910	4250.0	205	17346	No
95	GOM_NL__2PRFIN20050624_211723_00000912038_00258_17346_4725.N1	24-JUN-2005 21:17:23	Bright	91.000	16	21Alp Sco	1.0200	3000.0	182	17346	No
96	GOM_NL__2PRFIN20050624_211928_00000872038_00258_17346_4726.N1	24-JUN-2005 21:19:28	Bright	87.000	97	8Bet1Sco	2.5610	30000.	174	17346	No
97	GOM_NL__2PRFIN20050624_212142_00000872038_00258_17346_4727.N1	24-JUN-2005 21:21:42	Bright	87.000	98	13Zet Oph	2.5710	30000.	174	17346	No
98	GOM_NL__2PRFIN20050624_212350_00000862038_00258_17346_4728.N1	24-JUN-2005 21:23:50	Bright	86.000	120	1Del Oph	2.7340	3200.0	172	17346	No
99	GOM_NL__2PRFIN20050624_212700_00000862038_00258_17346_4729.N1	24-JUN-2005 21:27:00	Bright	86.000	102	24Alp Ser	2.6000	4250.0	172	17346	No
100	GOM_NL__2PRFIN20050624_213242_00000852038_00258_17346_4730.N1	24-JUN-2005 21:32:42	Bright	85.000	67	5Alp CrB	2.2210	11000.	170	17346	No
101	GOM_NL__2PRFIN20050624_214549_00001022038_00258_17346_4731.N1	24-JUN-2005 21:45:49	Bright	102.00	60	7Bet UMi	2.0810	3950.0	204	17346	No

102	GOM_NL__2PRFIN20050624_221910_000000862038_00258_17346_4732.N1	24-JUN-2005 22:19:10	Dark	85.500	165	34Gam Eri	2.9500	3200.0	171	17346	No
103	GOM_NL__2PRFIN20050624_222720_000000912038_00258_17346_4733.N1	24-JUN-2005 22:27:20	Dark	90.500	157	The1Eri	2.9060	9300.0	181	17346	No
104	GOM_NL__2PRFIN20050624_223321_000000582038_00258_17346_4734.N1	24-JUN-2005 22:33:21	Dark	58.000	9	Alp Eri	0.45300	24000.	116	17346	No
105	GOM_NL__2PRFIN20050624_223823_000000862038_00259_17347_4720.N1	24-JUN-2005 22:38:23	Dark	86.000	135	Bet Hyi	2.8200	5800.0	172	17347	No
106	GOM_NL__2PRFIN20050624_224607_000000972038_00259_17347_4721.N1	24-JUN-2005 22:46:07	Straylight	97.000	43	Alp TrA	1.9100	4250.0	194	17347	No
107	GOM_NL__2PRFIN20050624_224924_000000902038_00259_17347_4722.N1	24-JUN-2005 22:49:24	Straylight	90.000	141	Bet Ara	2.8400	4600.0	180	17347	No
108	GOM_NL__2PRFIN20050624_225235_000000952038_00259_17347_4723.N1	24-JUN-2005 22:52:35	Twilight_stray	94.500	40	The Sco	1.8590	7100.0	189	17347	No
109	GOM_NL__2PRFIN20050624_225535_000000912038_00259_17347_4724.N1	24-JUN-2005 22:55:35	Bright	91.000	75	26Eps Sco	2.2910	4250.0	182	17347	No
110	GOM_NL__2PRFIN20050624_225759_000000912038_00259_17347_4725.N1	24-JUN-2005 22:57:59	Bright	90.500	16	21Alp Sco	1.0200	3000.0	181	17347	No
111	GOM_NL__2PRFIN20050624_230004_000000872038_00259_17347_4726.N1	24-JUN-2005 23:00:04	Bright	87.000	97	8Bet1Sco	2.5610	30000.	174	17347	No
112	GOM_NL__2PRFIN20050624_230218_000000862038_00259_17347_4727.N1	24-JUN-2005 23:02:18	Bright	86.000	98	13Zet Oph	2.5710	30000.	172	17347	No
113	GOM_NL__2PRFIN20050624_230426_000000872038_00259_17347_4728.N1	24-JUN-2005 23:04:26	Bright	87.000	120	1Del Oph	2.7340	3200.0	174	17347	No
114	GOM_NL__2PRFIN20050624_230736_000000872038_00259_17347_4729.N1	24-JUN-2005 23:07:36	Bright	86.500	102	24Alp Ser	2.6000	4250.0	173	17347	No
115	GOM_NL__2PRFIN20050624_231318_000000852038_00259_17347_4730.N1	24-JUN-2005 23:13:18	Bright	84.500	67	5Alp CrB	2.2210	11000.	169	17347	No
116	GOM_NL__2PRFIN20050624_232625_000000862038_00259_17347_4731.N1	24-JUN-2005 23:26:25	Bright	86.000	60	7Bet UMi	2.0810	3950.0	172	17347	No
117	GOM_NL__2PRFIN20050624_235946_000000922038_00259_17347_4732.N1	24-JUN-2005 23:59:46	Dark	91.500	165	34Gam Eri	2.9500	3200.0	183	17347	No

3. Quality information per product


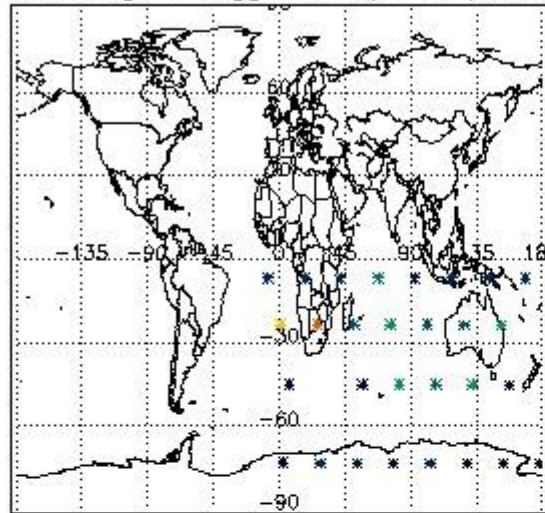
In this section it is plotted some information contained in the Quality Summary data set of the level 2 products. Only products in dark limb conditions and without errors (error flag in the MPH set to "0") are used.

3.1 Plot quality information per product (time dependant)

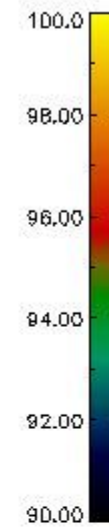
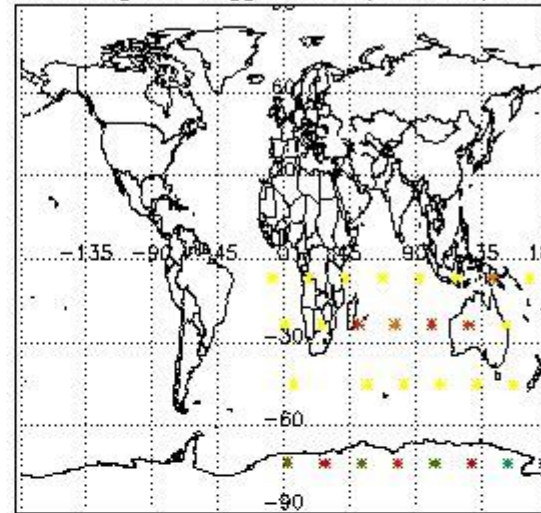


3.2 Plot quality information per product (world map)


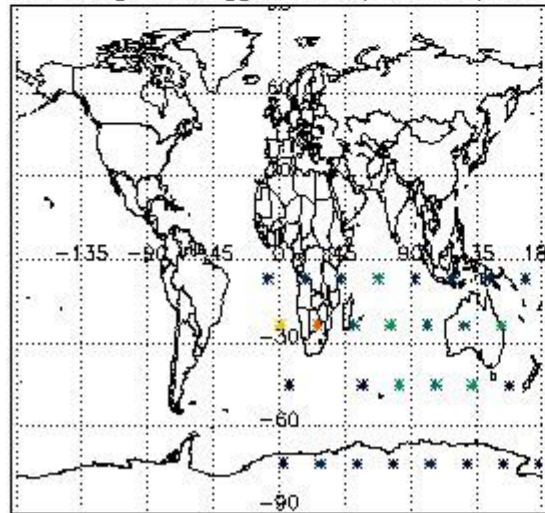
Percentage of flagged data per O3 profile



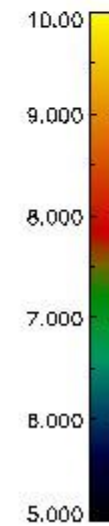
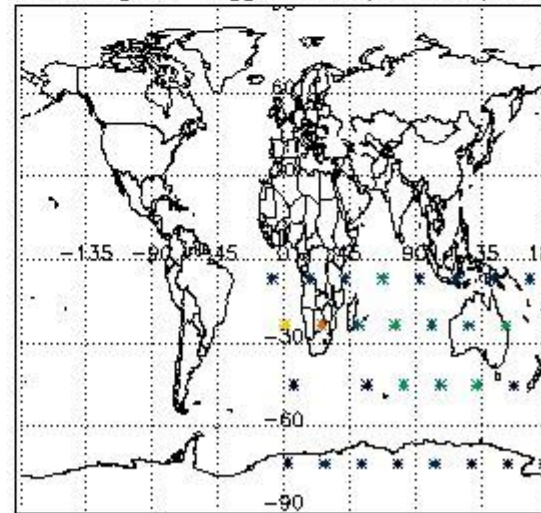
Percentage of flagged data per H2O profile



Percentage of flagged data per NO2 profile



Percentage of flagged data per NO3 profile

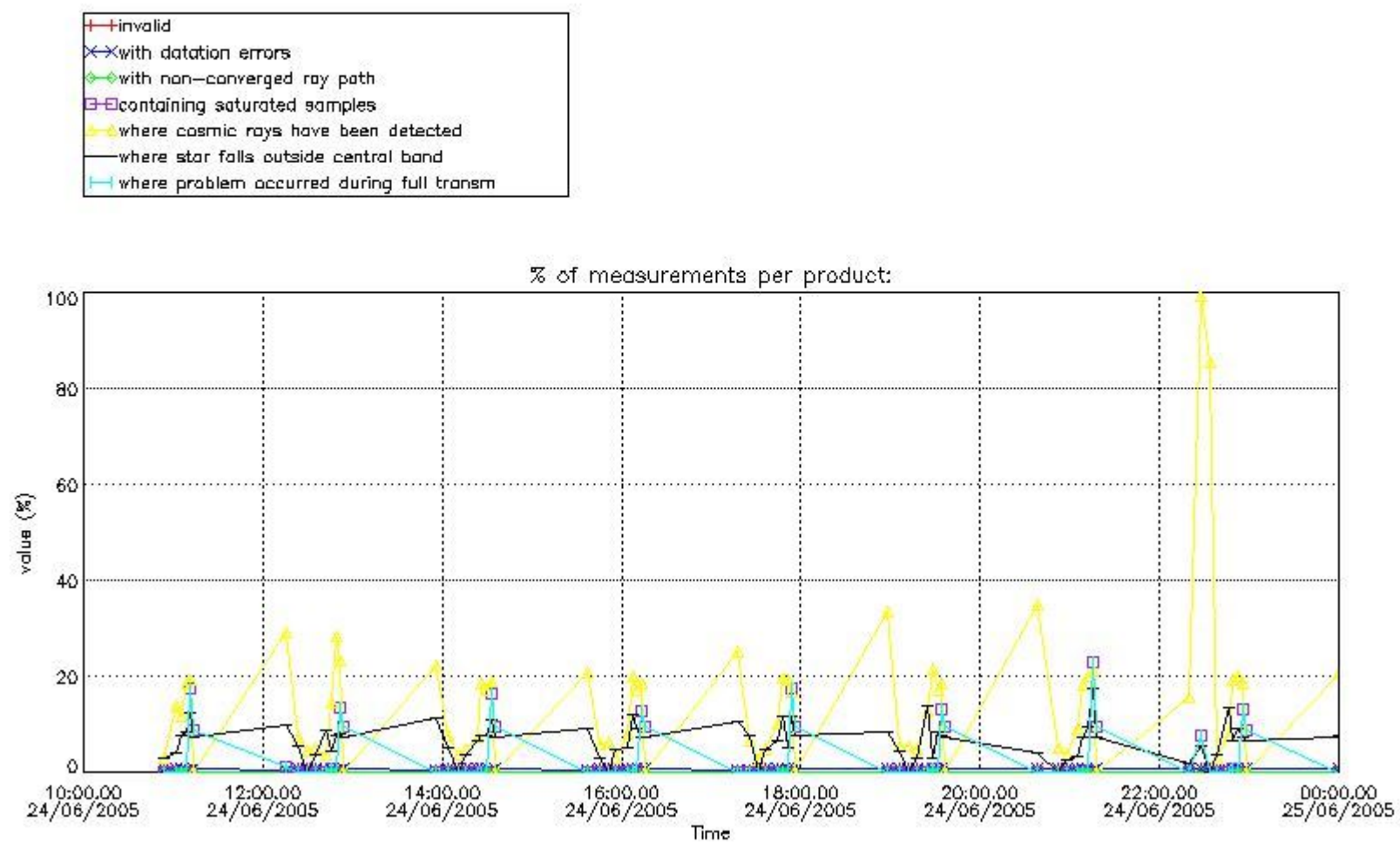


4. Level 1 quality information per product

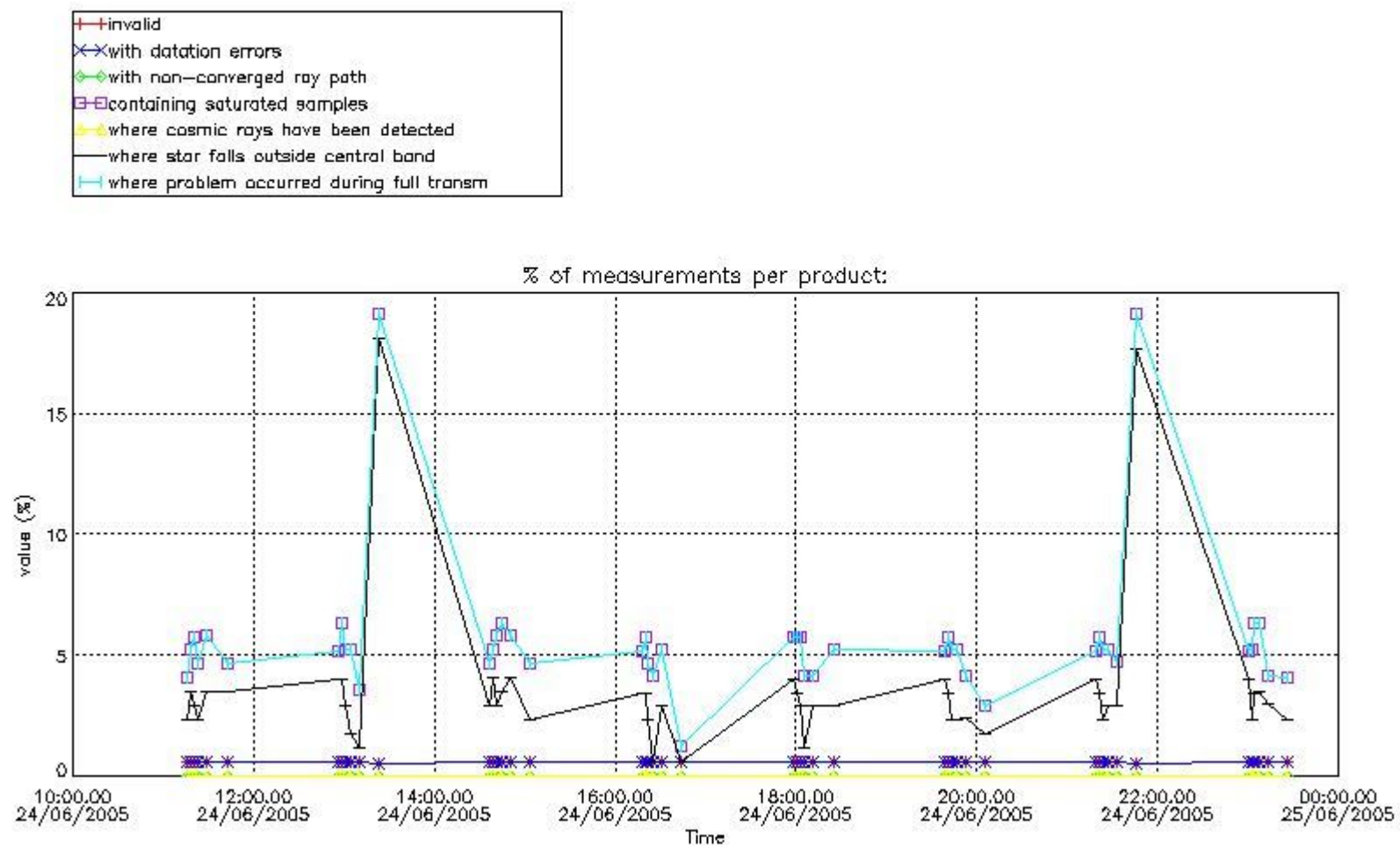
In this section it is plotted some information contained in the Quality Summary data set of the level 2 products that comes from the level 1b processing. Products without errors (error flag in the MPH set to "0") are used.

4.1 Plot quality information per product (time dependant) coming from level 1b processing

4.1.1 Plot level 1 quality information per product (time dependant): ENVISAT ASCENDING passes



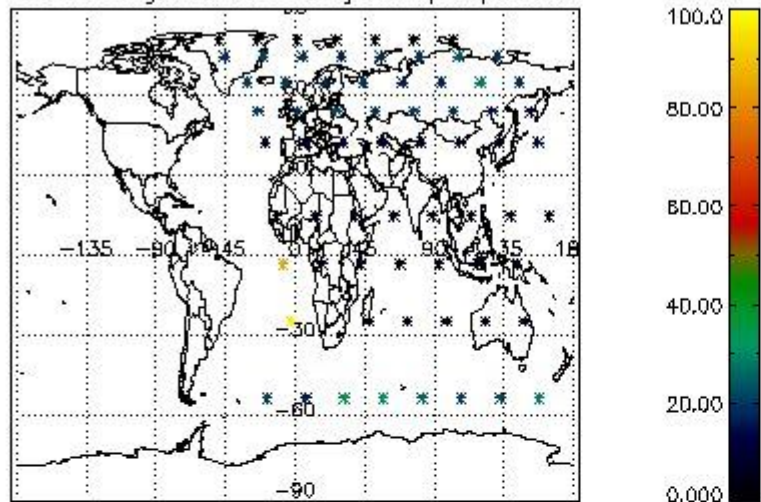
4.1.2 Plot level 1 quality information per product (time dependant): ENVI SAT DESCENDING passes



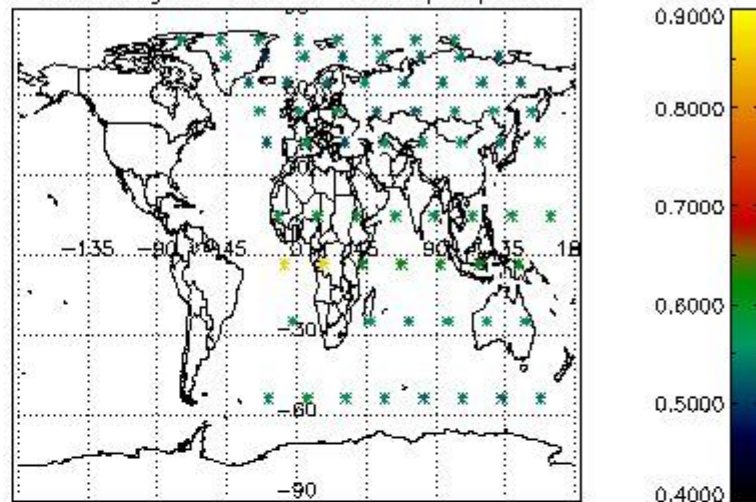
4.2 Plot quality information per product coming from level 1b processing (world map)

4.2.1 Plot level 1 quality information per product (world map): ENVISAT ASCENDING passes

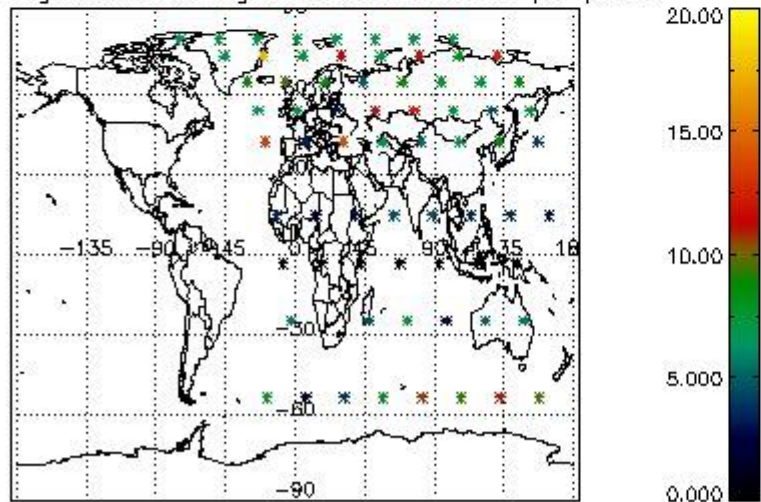
Percentage of cosmic ray hits per profile



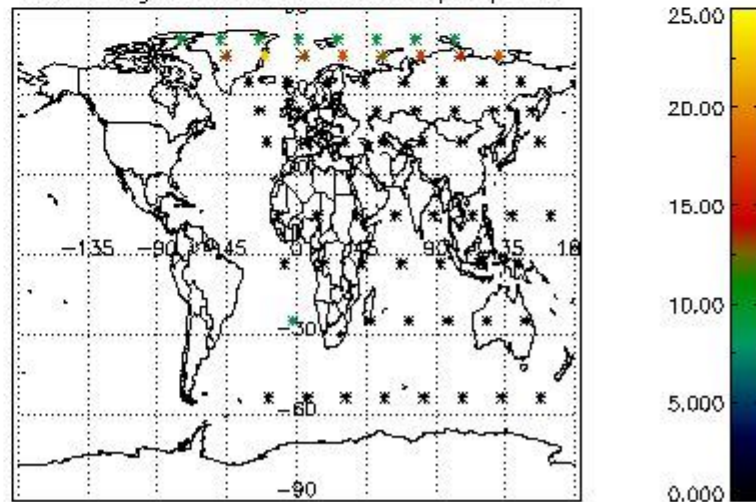
Percentage of datation errors per profile



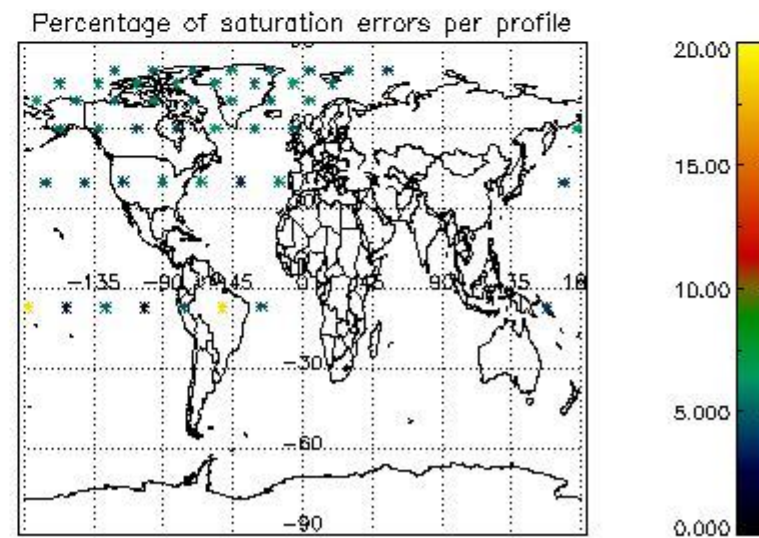
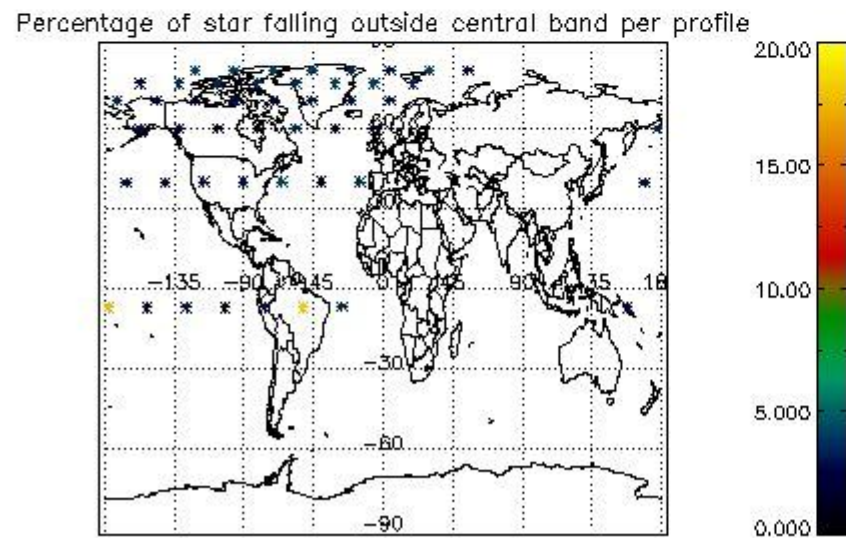
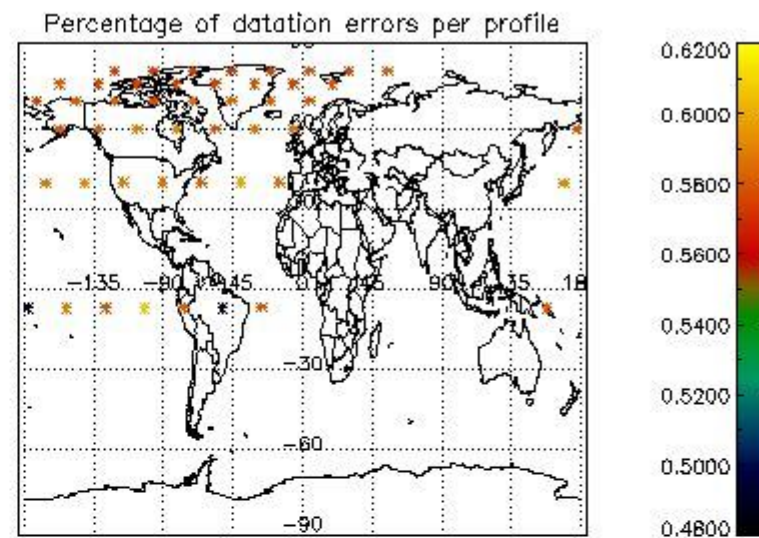
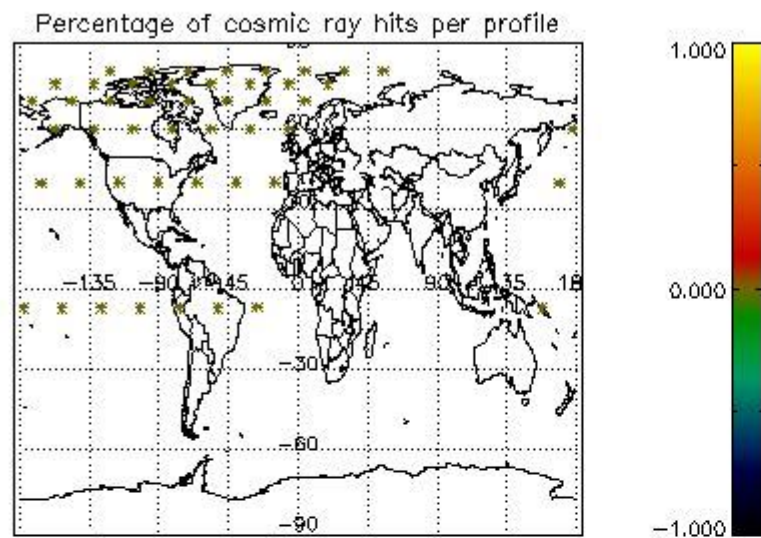
Percentage of star falling outside central band per profile



Percentage of saturation errors per profile



4.2.2 Plot level 1 quality information per product (world map): ENVISAT DESCENDING passes



5. Trace gas profiles

5.1 Ozone statistics based on quality of products

The final quality of the products can be "measured" using the STD (Standard Deviation) attached to every point profile. This information is written to the parameter GOM_NL__2P/NL_LOCAL_SPECIES_DENSITY/o3_std of the level 2 products. The table below shows the statistics for given STD ranges.

The statistics are given with respect to the overall valid production:

- Products without fatal errors: GOM_NL__2P/MPH/PRODUCT_ERR=0
- Valid point profile: GOM_NL__2P/NL_LOCAL_SPECIES_DENSITY/pcd(0)=0

The 'Criteria' is applied to valid points of dark limb products:

- Products in dark limb illumination condition: GOM_NL__2P/NL_SUMMARY_QUALITY/obs_ill_cond=0
- Products without fatal errors: GOM_NL__2P/MPH/PRODUCT_ERR=0
- Valid point profile: GOM_NL__2P/NL_LOCAL_SPECIES_DENSITY/pcd(0)=0

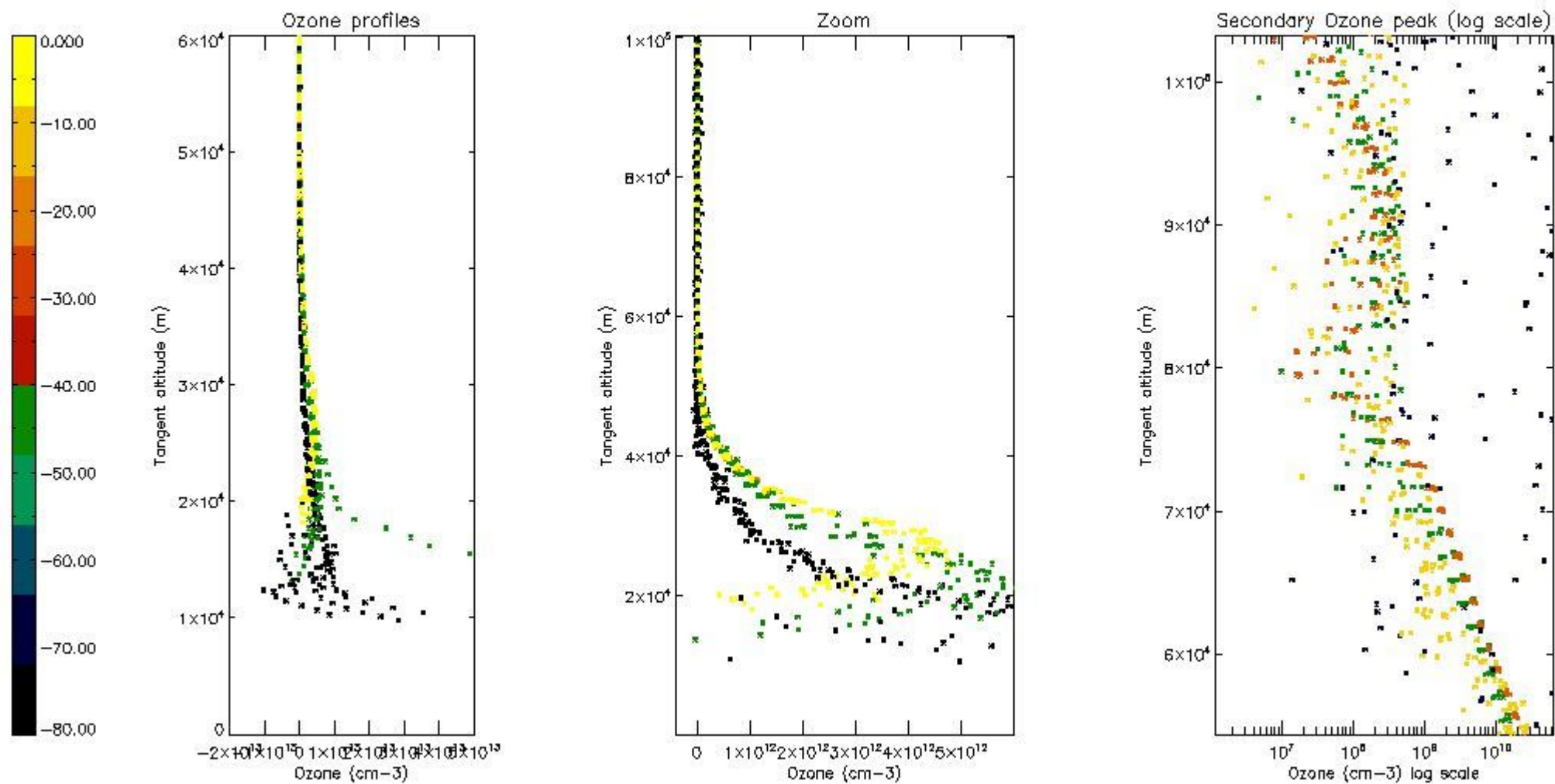
So, the table below shows the percentage of dark limb and valid observations for each criteria with respect to the overall valid daily observations.

Criteria	% of total production
All STD	24
STD < 20	4

STD < 10	2
STD < 5	1

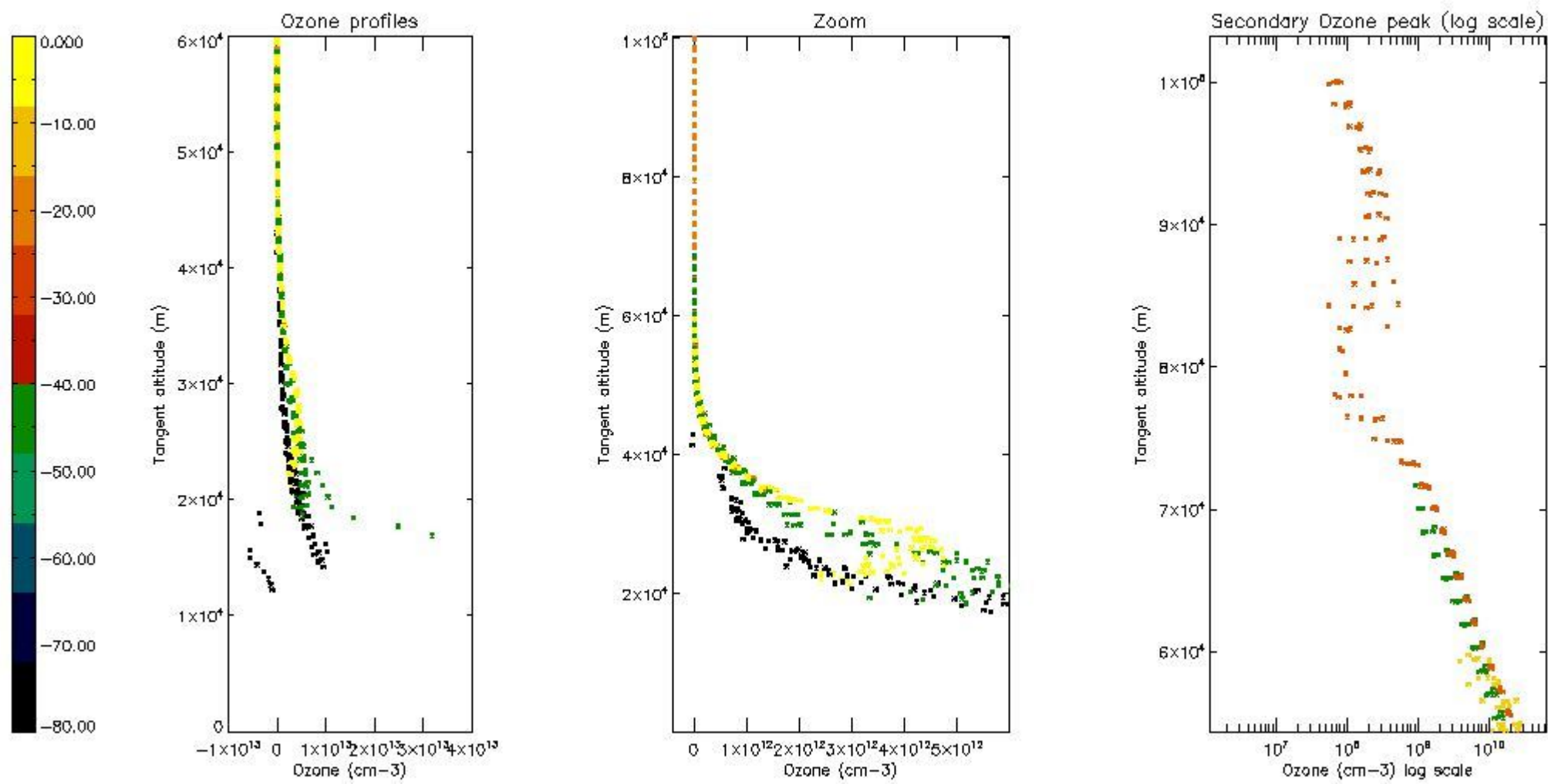
5.2 Plot ozone profiles for all STD (dark without errors)

The colorbar represents the latitude.



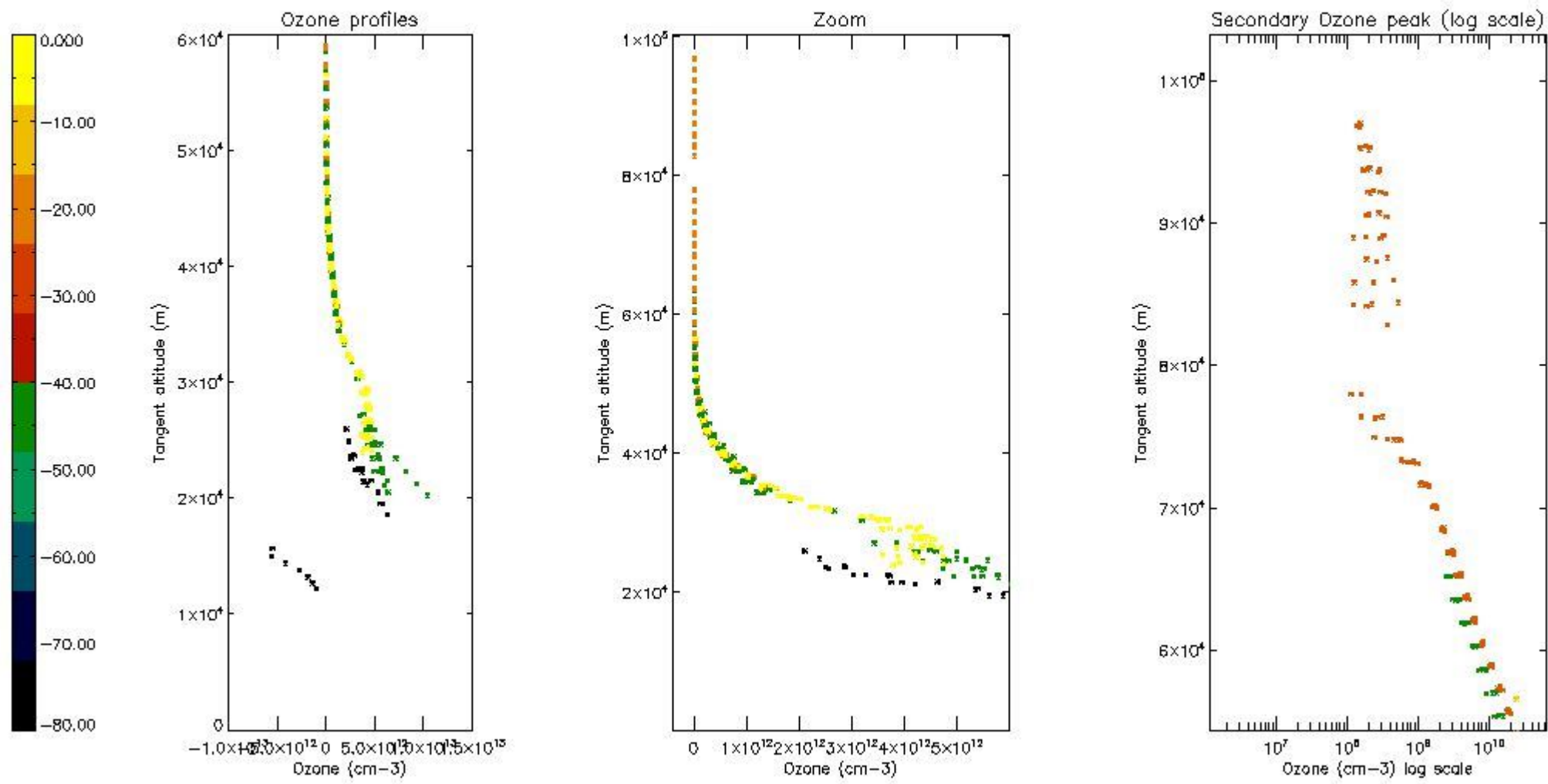
5.3 Plot ozone profiles where STD < 20% (dark without errors)

The colorbar represents the latitude.



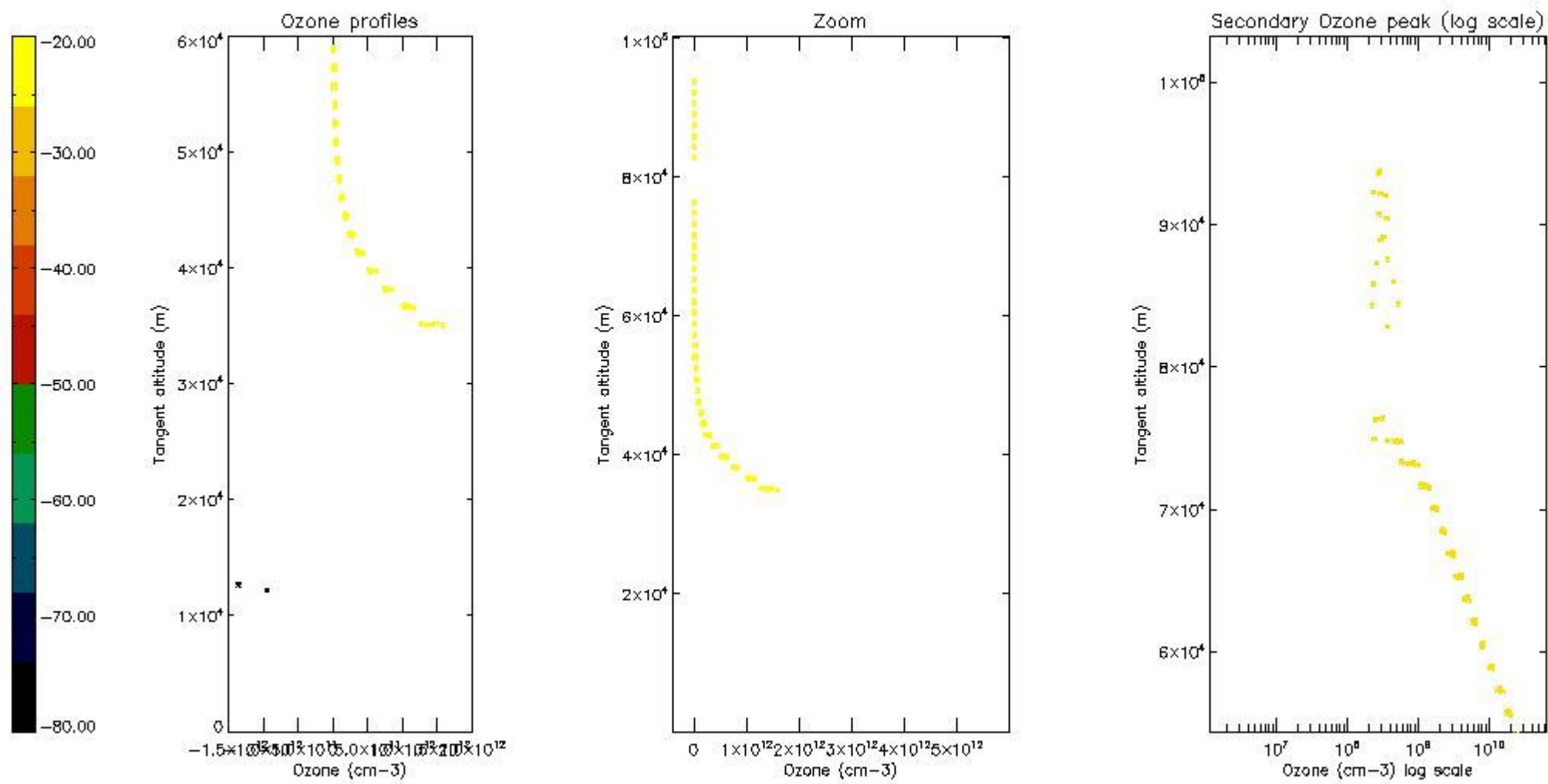
5.4 Plot ozone profiles where STD < 10% (dark without errors)

The colorbar represents the latitude.



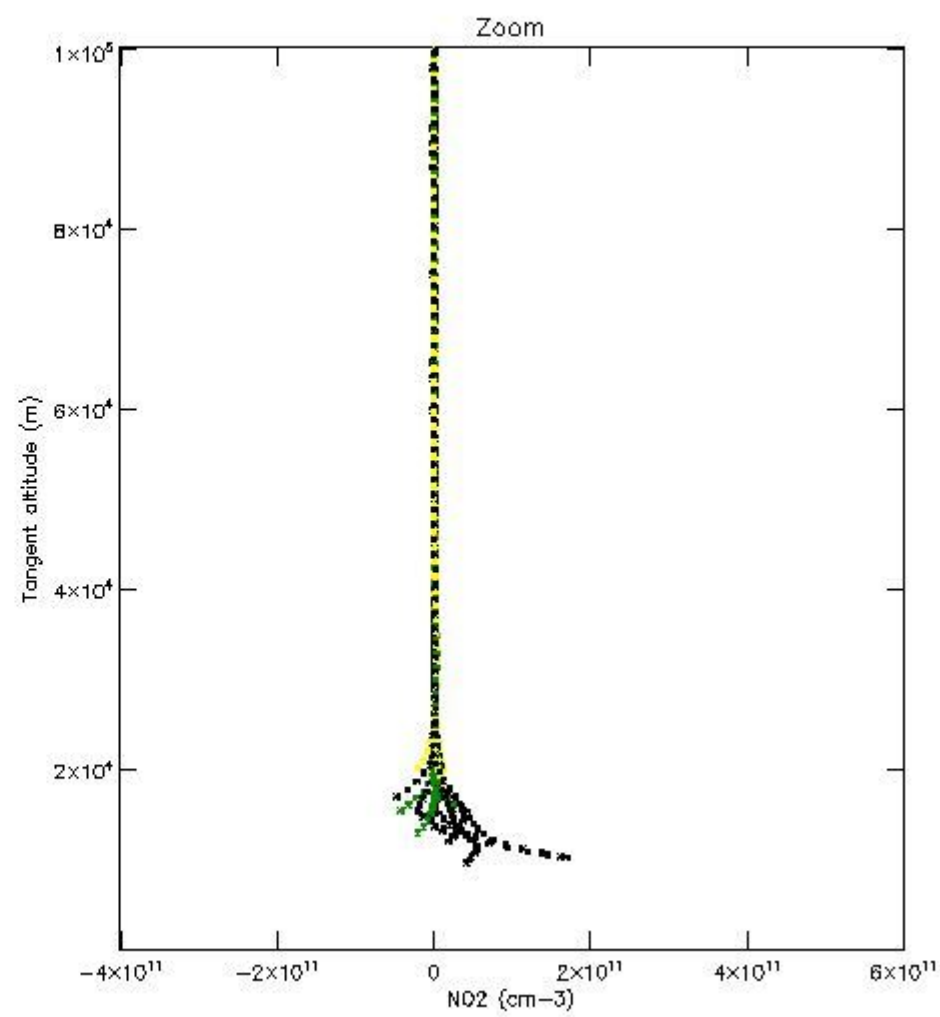
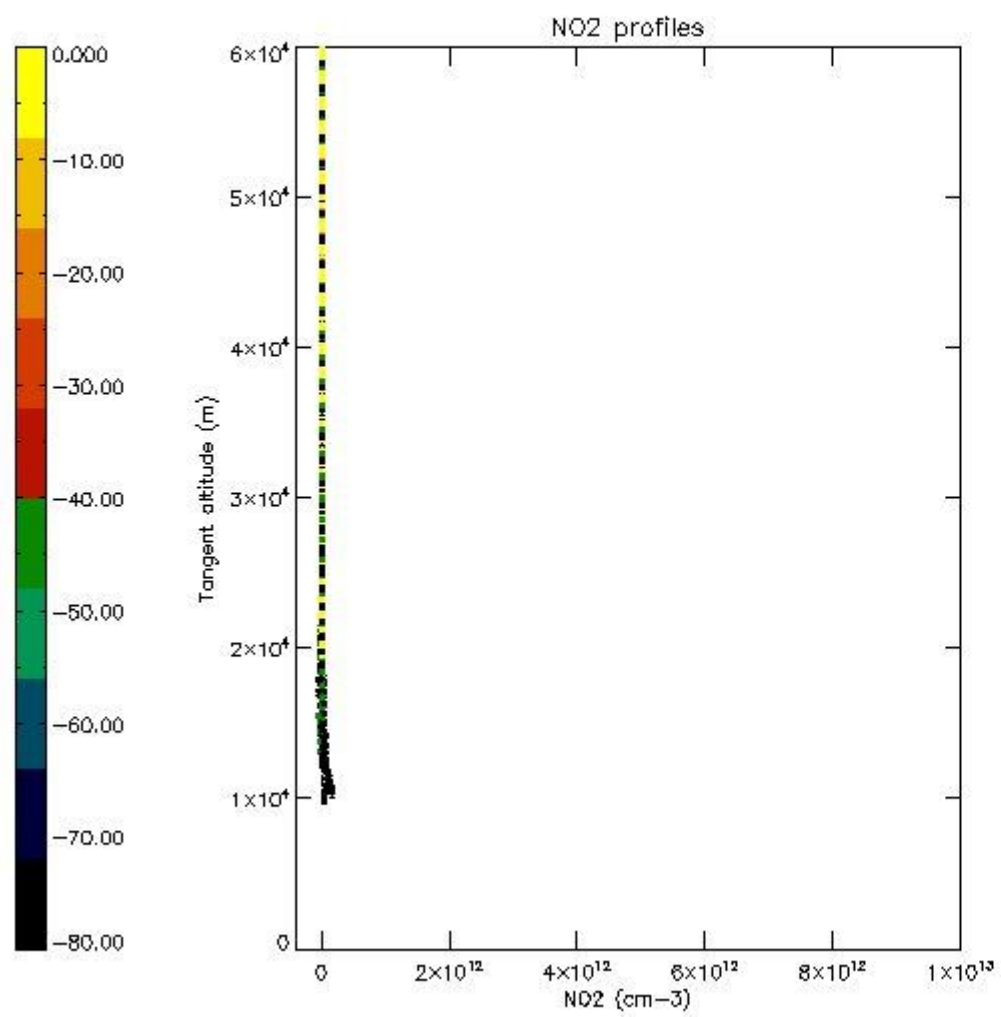
5.5 Plot ozone profiles where STD < 5% (dark without errors)

The colorbar represents the latitude.



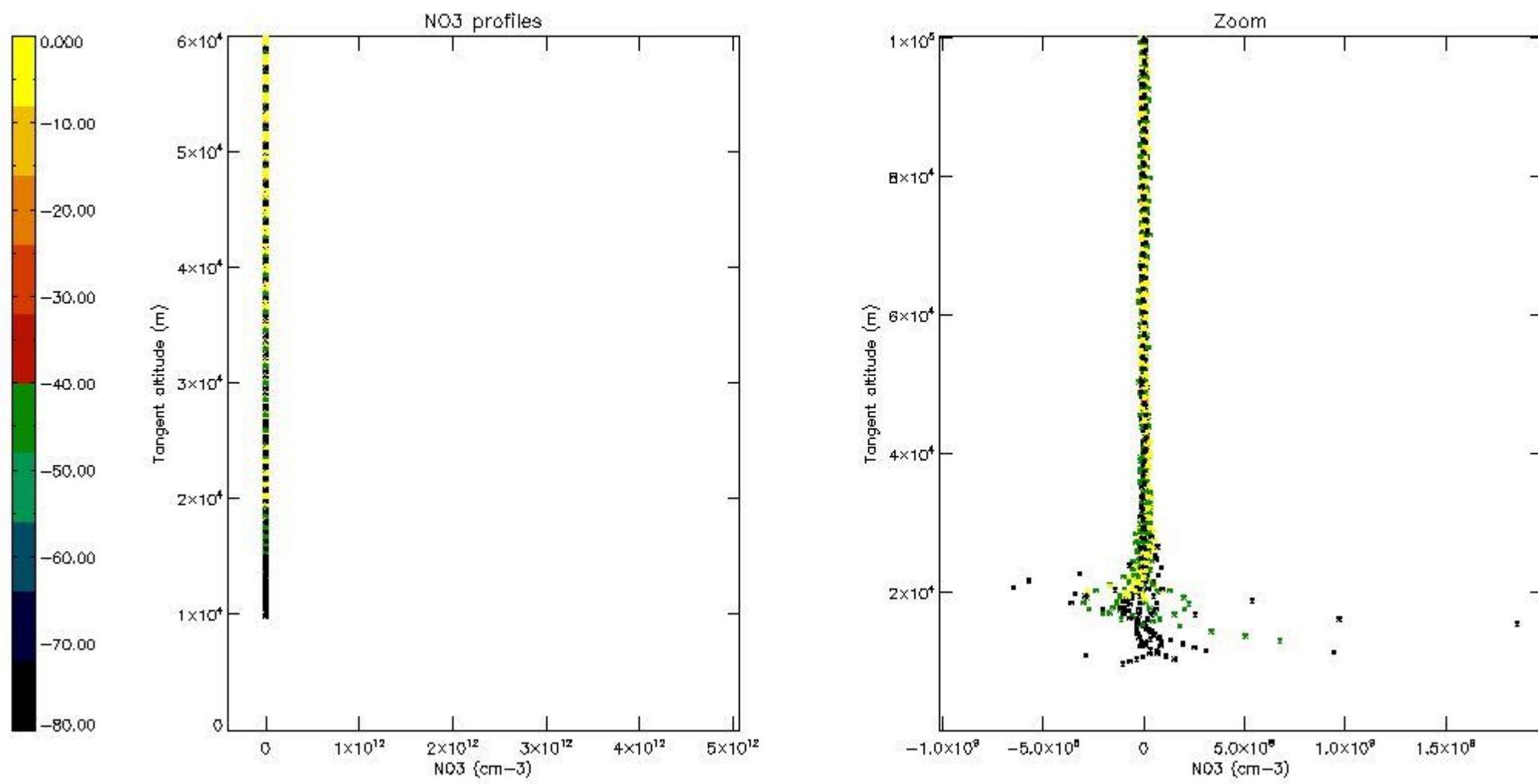
5.6 Plot NO₂ profiles for all STD (dark without errors)

The colorbar represents the latitude.



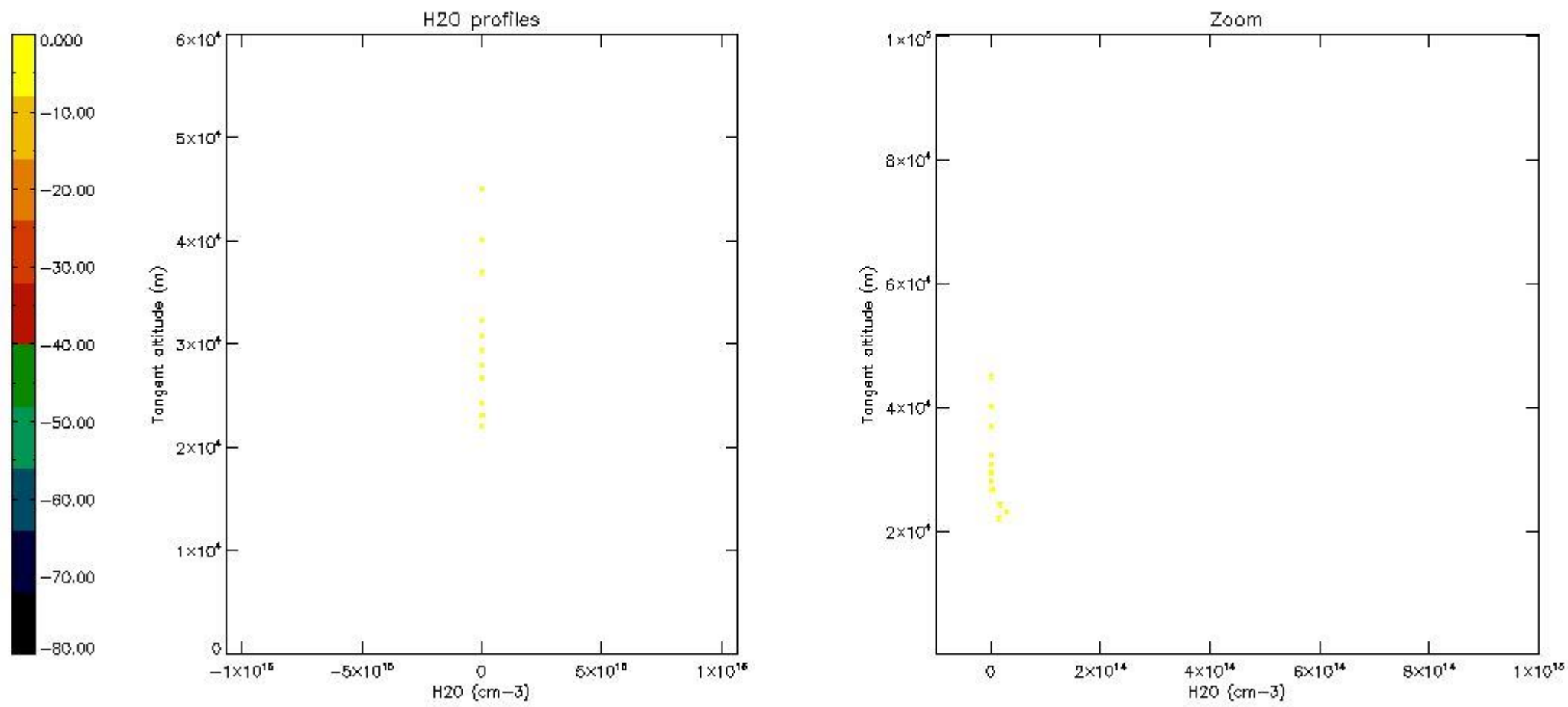
5.7 Plot NO3 profiles for all STD (dark without errors)

The colorbar represents the latitude.



5.8 Plot H₂O profiles for all STD (only for occultations of stars 1,2,3,4,13,14,16,26,63 dark without errors)

The colorbar represents the latitude.



6. Auxiliary Data Files used for the production reported in section 2

The number reported in the third column indicates since which file (see list in section 2) the corresponding auxiliary file has been used. The fourth column is the date of those product files.

Type	Auxiliary Filename	Used since product	Used since product date
INST_PHYS_CHARACTERISTICS	GOM_INS_AXVIEC20091111_143220_20030716_120000_20500101_000000	1	24-JUN-2005 10:54:10
LEVEL-2_PROC_CONFIG	GOM_PR2_AXVIEC20091111_152718_20020301_000000_20500101_000000	1	24-JUN-2005 10:54:10
CROSS_SECTIONS_FILE	GOM_CRS_AXVIEC20091111_154832_20020301_000000_20500101_000000	1	24-JUN-2005 10:54:10

GOMOS Level 2 Daily Report

SUMMARY

[1. General Info](#)

[2. Summary of processed GOM_NL_2P products](#)

[3. Level 2 Quality information per product](#)

[3.1 Plot of level 2 quality information per product \(time dependant\)](#)

[3.2 Plot of level 2 quality information per product \(world map\)](#)

[4. Level 1 Quality information per product \(stored on level 2 products\)](#)

[4.1 Plot of level 1 quality information per product \(time dependant\)](#)

[4.1.1 Plot of level 1 quality information per product \(time dependant\): ASCENDING](#)

[4.1.2 Plot of level 1 quality information per product \(time dependant\): DESCENDING](#)

[4.2 Plot of level 1 quality information per product \(world map\)](#)

[4.2.1 Plot of level 1 quality information per product \(world map\): ASCENDING](#)

[4.2.2 Plot of level 1 quality information per product \(world map\): DESCENDING](#)

[5. Ozone profiles based on quality statistics and other trace gas profiles](#)

[5.1 Ozone statistics based on quality of products](#)

[5.2 Plot ozone profiles for all STD \(dark without errors\)](#)

[5.3 Plot ozone profiles where STD < 20% \(dark without errors\)](#)

[5.4. Plot ozone profiles where STD < 10% \(dark without errors\)](#)

[5.5. Plot ozone profiles where STD < 5% \(dark without errors\)](#)

[5.6 Plot NO2 profiles for all STD \(dark without errors\)](#)

[5.7 Plot NO3 profiles for all STD \(dark without errors\)](#)

[5.8 Plot H2O profiles \(only for occultations of stars 1,2,3,4,13,14,16,26,63 dark without errors\) for all STD](#)

[6. Auxiliary Data Files used for the production reported in section 2](#)

This report presents the daily analysis on parameters extracted from GOMOS level 2 data (GOM_NL__2P). It is intended to monitor some important parameters that will impact the quality of these products. A list of level 2 products (and content) that have arrived during the reporting day to the PCF is also given.

Item	Value
Time of report generation	18APR2013 09:51:19
Data source version	GOMOS/6.01
Start time of products	24-06-2005 (24JUN2005 00:00:00)
Stop time of products	25-06-2005 (25JUN2005 00:00:00)
Store outputs in DB	Yes
Nb of level 2 prods	117
Nb of prods with errors	0

2. Summary of processed GOM_NL__2P products.

Nr	Filename	UTC Start time	Limb	Duration	Star Id	Star Name	Star Mag	Star Temp	Nb Meas	Orbit	Prod. error
1	GOM_NL__2PRFIN20050624_105410_00000862038_00252_17340_4700.N1	24-JUN-2005 10:54:10	Dark	85.500	135	Bet Hyi	2.8200	5800.0	171	17340	No
2	GOM_NL__2PRFIN20050624_110155_00000882038_00252_17340_4701.N1	24-JUN-2005 11:01:55	Straylight	87.500	43	Alp TrA	1.9100	4250.0	175	17340	No
3	GOM_NL__2PRFIN20050624_110511_00000912038_00252_17340_4702.N1	24-JUN-2005 11:05:11	Straylight	91.000	141	Bet Ara	2.8400	4600.0	182	17340	No
4	GOM_NL__2PRFIN20050624_110821_00000942038_00252_17340_4703.N1	24-JUN-2005 11:08:21	Twilight_stray	94.000	40	The Sco	1.8590	7100.0	188	17340	No
5	GOM_NL__2PRFIN20050624_111122_00000972038_00252_17340_4704.N1	24-JUN-2005 11:11:22	Bright	96.500	75	26Eps Sco	2.2910	4250.0	193	17340	No
6	GOM_NL__2PRFIN20050624_111346_00000912038_00252_17340_4705.N1	24-JUN-2005 11:13:46	Bright	90.500	16	21Alp Sco	1.0200	3000.0	181	17340	No
7	GOM_NL__2PRFIN20050624_111551_00000862038_00252_17340_4706.N1	24-JUN-2005 11:15:51	Bright	86.000	97	8Bet1Sco	2.5610	30000.	172	17340	No
8	GOM_NL__2PRFIN20050624_111806_00000872038_00252_17340_4707.N1	24-JUN-2005 11:18:06	Bright	86.500	98	13Zet Oph	2.5710	30000.	173	17340	No
9	GOM_NL__2PRFIN20050624_112013_00000872038_00252_17340_4708.N1	24-JUN-2005 11:20:13	Bright	86.500	120	1Del Oph	2.7340	3200.0	173	17340	No
10	GOM_NL__2PRFIN20050624_112323_00000862038_00252_17340_4709.N1	24-JUN-2005 11:23:23	Bright	85.500	102	24Alp Ser	2.6000	4250.0	171	17340	No
11	GOM_NL__2PRFIN20050624_112904_00000862038_00252_17340_4710.N1	24-JUN-2005 11:29:04	Bright	85.500	67	5Alp CrB	2.2210	11000.	171	17340	No
12	GOM_NL__2PRFIN20050624_114213_00000872038_00252_17340_4711.N1	24-JUN-2005 11:42:13	Bright	86.500	60	7Bet UMi	2.0810	3950.0	173	17340	No
13	GOM_NL__2PRFIN20050624_121533_00000932038_00252_17340_4712.N1	24-JUN-2005 12:15:33	Dark	93.000	165	34Gam Eri	2.9500	3200.0	186	17340	No
14	GOM_NL__2PRFIN20050624_122342_00000912038_00252_17340_4713.N1	24-JUN-2005 12:23:42	Dark	90.500	157	The1Eri	2.9060	9300.0	181	17340	No
15	GOM_NL__2PRFIN20050624_122942_00000822038_00252_17340_4714.N1	24-JUN-2005 12:29:42	Dark	82.000	9	Alp Eri	0.45300	24000.	164	17340	No
16	GOM_NL__2PRFIN20050624_123446_00000862038_00253_17341_4700.N1	24-JUN-2005 12:34:46	Dark	85.500	135	Bet Hyi	2.8200	5800.0	171	17341	No
17	GOM_NL__2PRFIN20050624_124231_00000922038_00253_17341_4701.N1	24-JUN-2005 12:42:31	Straylight	92.000	43	Alp TrA	1.9100	4250.0	184	17341	No
18	GOM_NL__2PRFIN20050624_124547_00000892038_00253_17341_4702.N1	24-JUN-2005 12:45:47	Straylight	88.500	141	Bet Ara	2.8400	4600.0	177	17341	No
19	GOM_NL__2PRFIN20050624_124858_00000932038_00253_17341_4703.N1	24-JUN-2005 12:48:58	Twilight_stray	93.000	40	The Sco	1.8590	7100.0	186	17341	No
20	GOM_NL__2PRFIN20050624_125159_00000922038_00253_17341_4704.N1	24-JUN-2005 12:51:59	Bright	92.000	75	26Eps Sco	2.2910	4250.0	184	17341	No
21	GOM_NL__2PRFIN20050624_125422_00000912038_00253_17341_4705.N1	24-JUN-2005 12:54:22	Bright	91.000	16	21Alp Sco	1.0200	3000.0	182	17341	No
22	GOM_NL__2PRFIN20050624_125627_00000872038_00253_17341_4706.N1	24-JUN-2005 12:56:27	Bright	87.000	97	8Bet1Sco	2.5610	30000.	174	17341	No
23	GOM_NL__2PRFIN20050624_125842_00000872038_00253_17341_4707.N1	24-JUN-2005 12:58:42	Bright	87.000	98	13Zet Oph	2.5710	30000.	174	17341	No
24	GOM_NL__2PRFIN20050624_130049_00000862038_00253_17341_4708.N1	24-JUN-2005 13:00:49	Bright	86.000	120	1Del Oph	2.7340	3200.0	172	17341	No
25	GOM_NL__2PRFIN20050624_130359_00000862038_00253_17341_4709.N1	24-JUN-2005 13:03:59	Bright	85.500	102	24Alp Ser	2.6000	4250.0	171	17341	No
26	GOM_NL__2PRFIN20050624_130940_00000842038_00253_17341_4710.N1	24-JUN-2005 13:09:40	Bright	83.500	67	5Alp CrB	2.2210	11000.	167	17341	No
27	GOM_NL__2PRFIN20050624_132249_00001022038_00253_17341_4711.N1	24-JUN-2005 13:22:49	Bright	102.00	60	7Bet UMi	2.0810	3950.0	204	17341	No
28	GOM_NL__2PRFIN20050624_135610_00000942038_00253_17341_4712.N1	24-JUN-2005 13:56:10	Dark	94.000	165	34Gam Eri	2.9500	3200.0	188	17341	No
29	GOM_NL__2PRFIN20050624_140418_00000902038_00253_17341_4713.N1	24-JUN-2005 14:04:18	Dark	90.000	157	The1Eri	2.9060	9300.0	180	17341	No
30	GOM_NL__2PRFIN20050624_141019_00000822038_00253_17341_4714.N1	24-JUN-2005 14:10:19	Dark	82.000	9	Alp Eri	0.45300	24000.	164	17341	No
31	GOM_NL__2PRFIN20050624_141522_00000862038_00254_17342_4700.N1	24-JUN-2005 14:15:22	Dark	85.500	135	Bet Hyi	2.8200	5800.0	171	17342	No
32	GOM_NL__2PRFIN20050624_142307_00000902038_00254_17342_4701.N1	24-JUN-2005 14:23:07	Straylight	89.500	43	Alp TrA	1.9100	4250.0	179	17342	No
33	GOM_NL__2PRFIN20050624_142623_00000912038_00254_17342_4702.N1	24-JUN-2005 14:26:23	Straylight	91.000	141	Bet Ara	2.8400	4600.0	182	17342	No
34	GOM_NL__2PRFIN20050624_142934_00000932038_00254_17342_4703.N1	24-JUN-2005 14:29:34	Twilight_stray	93.000	40	The Sco	1.8590	7100.0	186	17342	No
35	GOM_NL__2PRFIN20050624_143235_00000952038_00254_17342_4704.N1	24-JUN-2005 14:32:35	Bright	95.000	75	26Eps Sco	2.2910	4250.0	190	17342	No
36	GOM_NL__2PRFIN20050624_143459_00000912038_00254_17342_4705.N1	24-JUN-2005 14:34:59	Bright	91.000	16	21Alp Sco	1.0200	3000.0	182	17342	No
37	GOM_NL__2PRFIN20050624_143703_00000872038_00254_17342_4706.N1	24-JUN-2005 14:37:03	Bright	86.500	97	8Bet1Sco	2.5610	30000.	173	17342	No
38	GOM_NL__2PRFIN20050624_143918_00000872038_00254_17342_4707.N1	24-JUN-2005 14:39:18	Bright	86.500	98	13Zet Oph	2.5710	30000.	173	17342	No
39	GOM_NL__2PRFIN20050624_144126_00000862038_00254_17342_4708.N1	24-JUN-2005 14:41:26	Bright	86.000	120	1Del Oph	2.7340	3200.0	172	17342	No
40	GOM_NL__2PRFIN20050624_144435_00000872038_00254_17342_4709.N1	24-JUN-2005 14:44:35	Bright	86.500	102	24Alp Ser	2.6000	4250.0	173	17342	No
41	GOM_NL__2PRFIN20050624_145017_00000862038_00254_17342_4710.N1	24-JUN-2005 14:50:17	Bright	86.000	67	5Alp CrB	2.2210	11000.	172	17342	No
42	GOM_NL__2PRFIN20050624_150325_00000862038_00254_17342_4711.N1	24-JUN-2005 15:03:25	Bright	86.000	60	7Bet UMi	2.0810	3950.0	172	17342	No

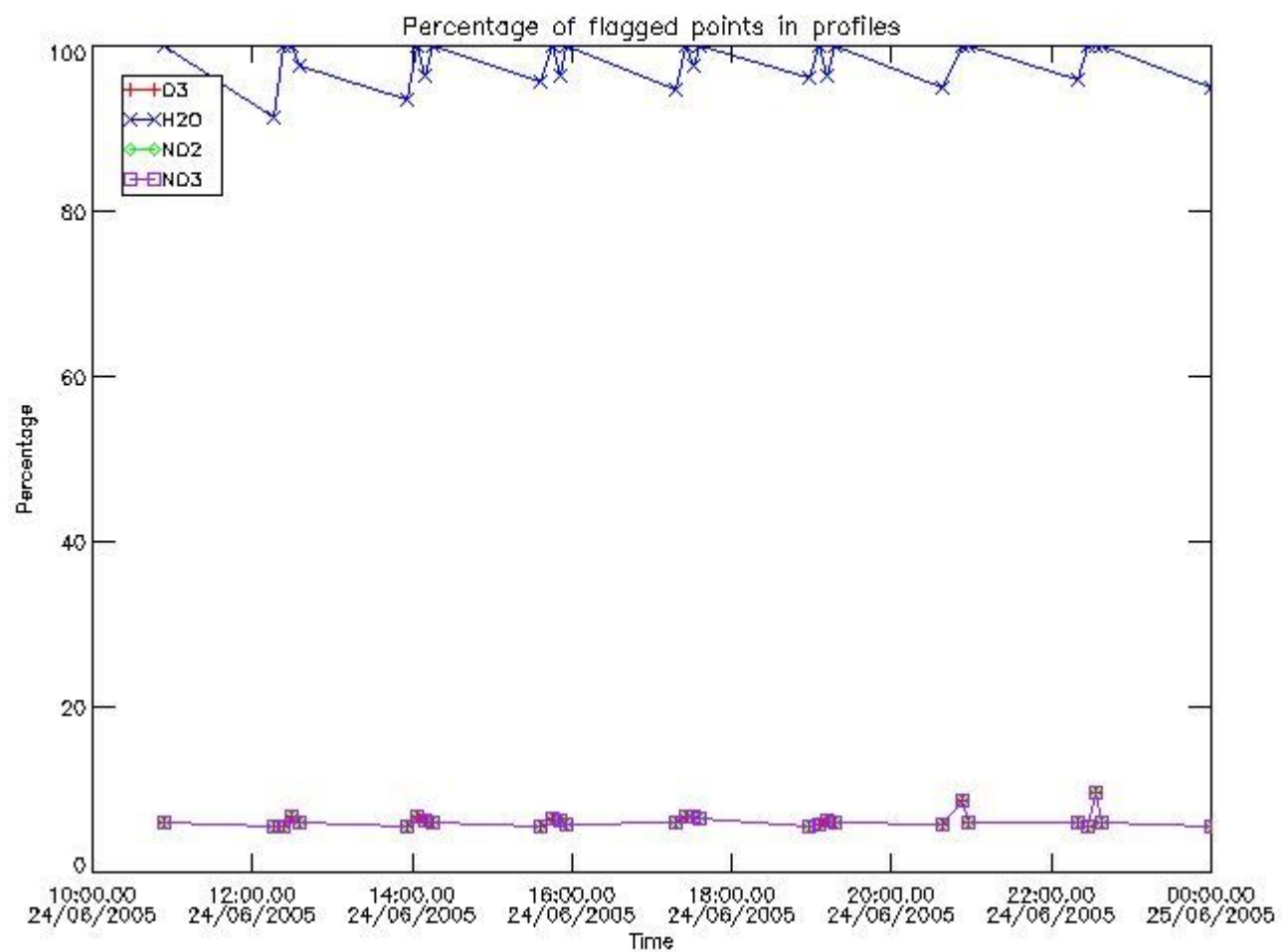
43	GOM_NL__2PRFIN20050624_153646_00000922038_00254_17342_4712.N1	24-JUN-2005 15:36:46	Dark	92.000	165	34Gam Eri	2.9500	3200.0	184	17342	No
44	GOM_NL__2PRFIN20050624_154455_00000882038_00254_17342_4713.N1	24-JUN-2005 15:44:55	Dark	87.500	157	The1Eri	2.9060	9300.0	175	17342	No
45	GOM_NL__2PRFIN20050624_155055_00000822038_00254_17342_4714.N1	24-JUN-2005 15:50:55	Dark	82.000	9	Alp Eri	0.45300	24000.	164	17342	No
46	GOM_NL__2PRFIN20050624_155558_00000872038_00255_17343_4700.N1	24-JUN-2005 15:55:58	Dark	87.000	135	Bet Hyi	2.8200	5800.0	174	17343	No
47	GOM_NL__2PRFIN20050624_160343_00000892038_00255_17343_4701.N1	24-JUN-2005 16:03:43	Straylight	88.500	43	Alp TrA	1.9100	4250.0	177	17343	No
48	GOM_NL__2PRFIN20050624_160659_00000962038_00255_17343_4702.N1	24-JUN-2005 16:06:59	Straylight	95.500	141	Bet Ara	2.8400	4600.0	191	17343	No
49	GOM_NL__2PRFIN20050624_161010_00000952038_00255_17343_4703.N1	24-JUN-2005 16:10:10	Tw_i_and_stray	94.500	40	The Sco	1.8590	7100.0	189	17343	No
50	GOM_NL__2PRFIN20050624_161311_00000912038_00255_17343_4704.N1	24-JUN-2005 16:13:11	Bright	91.000	75	26Eps Sco	2.2910	4250.0	182	17343	No
51	GOM_NL__2PRFIN20050624_161535_00000912038_00255_17343_4705.N1	24-JUN-2005 16:15:35	Bright	91.000	16	21Alp Sco	1.0200	3000.0	182	17343	No
52	GOM_NL__2PRFIN20050624_161740_00000872038_00255_17343_4706.N1	24-JUN-2005 16:17:40	Bright	87.000	97	8Bet1Sco	2.5610	30000.	174	17343	No
53	GOM_NL__2PRFIN20050624_161954_00000872038_00255_17343_4707.N1	24-JUN-2005 16:19:54	Bright	87.000	98	13Zet Oph	2.5710	30000.	174	17343	No
54	GOM_NL__2PRFIN20050624_162202_00000862038_00255_17343_4708.N1	24-JUN-2005 16:22:02	Bright	85.500	120	1Del Oph	2.7340	3200.0	171	17343	No
55	GOM_NL__2PRFIN20050624_162511_00000852038_00255_17343_4709.N1	24-JUN-2005 16:25:11	Bright	84.500	102	24Alp Ser	2.6000	4250.0	169	17343	No
56	GOM_NL__2PRFIN20050624_163053_00000862038_00255_17343_4710.N1	24-JUN-2005 16:30:53	Bright	85.500	67	5Alp CrB	2.2210	11000.	171	17343	No
57	GOM_NL__2PRFIN20050624_164401_00000832038_00255_17343_4711.N1	24-JUN-2005 16:44:01	Bright	82.500	60	7Bet UMi	2.0810	3950.0	165	17343	No
58	GOM_NL__2PRFIN20050624_171722_00000942038_00255_17343_4712.N1	24-JUN-2005 17:17:22	Dark	94.000	165	34Gam Eri	2.9500	3200.0	188	17343	No
59	GOM_NL__2PRFIN20050624_172531_00000922038_00255_17343_4713.N1	24-JUN-2005 17:25:31	Dark	92.000	157	The1Eri	2.9060	9300.0	184	17343	No
60	GOM_NL__2PRFIN20050624_173132_00000822038_00255_17343_4714.N1	24-JUN-2005 17:31:32	Dark	82.000	9	Alp Eri	0.45300	24000.	164	17343	No
61	GOM_NL__2PRFIN20050624_173634_00000872038_00256_17344_4700.N1	24-JUN-2005 17:36:34	Dark	86.500	135	Bet Hyi	2.8200	5800.0	173	17344	No
62	GOM_NL__2PRFIN20050624_174419_00000902038_00256_17344_4701.N1	24-JUN-2005 17:44:19	Straylight	90.000	43	Alp TrA	1.9100	4250.0	180	17344	No
63	GOM_NL__2PRFIN20050624_174735_00000952038_00256_17344_4702.N1	24-JUN-2005 17:47:35	Straylight	95.000	141	Bet Ara	2.8400	4600.0	190	17344	No
64	GOM_NL__2PRFIN20050624_175046_00000912038_00256_17344_4703.N1	24-JUN-2005 17:50:46	Tw_i_and_stray	90.500	40	The Sco	1.8590	7100.0	181	17344	No
65	GOM_NL__2PRFIN20050624_175347_00000962038_00256_17344_4704.N1	24-JUN-2005 17:53:47	Bright	95.500	75	26Eps Sco	2.2910	4250.0	191	17344	No
66	GOM_NL__2PRFIN20050624_175611_00000912038_00256_17344_4705.N1	24-JUN-2005 17:56:11	Bright	91.000	16	21Alp Sco	1.0200	3000.0	182	17344	No
67	GOM_NL__2PRFIN20050624_175816_00000882038_00256_17344_4706.N1	24-JUN-2005 17:58:16	Bright	87.500	97	8Bet1Sco	2.5610	30000.	175	17344	No
68	GOM_NL__2PRFIN20050624_180030_00000872038_00256_17344_4707.N1	24-JUN-2005 18:00:30	Bright	87.000	98	13Zet Oph	2.5710	30000.	174	17344	No
69	GOM_NL__2PRFIN20050624_180238_00000872038_00256_17344_4708.N1	24-JUN-2005 18:02:38	Bright	86.500	120	1Del Oph	2.7340	3200.0	173	17344	No
70	GOM_NL__2PRFIN20050624_180547_00000852038_00256_17344_4709.N1	24-JUN-2005 18:05:47	Bright	85.000	102	24Alp Ser	2.6000	4250.0	170	17344	No
71	GOM_NL__2PRFIN20050624_181129_00000852038_00256_17344_4710.N1	24-JUN-2005 18:11:29	Bright	85.000	67	5Alp CrB	2.2210	11000.	170	17344	No
72	GOM_NL__2PRFIN20050624_182437_00000872038_00256_17344_4711.N1	24-JUN-2005 18:24:37	Bright	86.500	60	7Bet UMi	2.0810	3950.0	173	17344	No
73	GOM_NL__2PRFIN20050624_185758_00000922038_00256_17344_4712.N1	24-JUN-2005 18:57:58	Dark	91.500	165	34Gam Eri	2.9500	3200.0	183	17344	No
74	GOM_NL__2PRFIN20050624_190607_00000902038_00256_17344_4713.N1	24-JUN-2005 19:06:07	Dark	89.500	157	The1Eri	2.9060	9300.0	179	17344	No
75	GOM_NL__2PRFIN20050624_191208_00000822038_00256_17344_4714.N1	24-JUN-2005 19:12:08	Dark	82.000	9	Alp Eri	0.45300	24000.	164	17344	No
76	GOM_NL__2PRFIN20050624_191711_00000862038_00257_17345_4700.N1	24-JUN-2005 19:17:11	Dark	85.500	135	Bet Hyi	2.8200	5800.0	171	17345	No
77	GOM_NL__2PRFIN20050624_192455_00000982038_00257_17345_4701.N1	24-JUN-2005 19:24:55	Straylight	97.500	43	Alp TrA	1.9100	4250.0	195	17345	No
78	GOM_NL__2PRFIN20050624_192812_00000872038_00257_17345_4702.N1	24-JUN-2005 19:28:12	Straylight	86.500	141	Bet Ara	2.8400	4600.0	173	17345	No
79	GOM_NL__2PRFIN20050624_193123_00000942038_00257_17345_4703.N1	24-JUN-2005 19:31:23	Tw_i_and_stray	94.000	40	The Sco	1.8590	7100.0	188	17345	No
80	GOM_NL__2PRFIN20050624_193423_00000922038_00257_17345_4704.N1	24-JUN-2005 19:34:23	Bright	91.500	75	26Eps Sco	2.2910	4250.0	183	17345	No
81	GOM_NL__2PRFIN20050624_193647_00000912038_00257_17345_4705.N1	24-JUN-2005 19:36:47	Bright	91.000	16	21Alp Sco	1.0200	3000.0	182	17345	No
82	GOM_NL__2PRFIN20050624_193852_00000872038_00257_17345_4706.N1	24-JUN-2005 19:38:52	Bright	87.000	97	8Bet1Sco	2.5610	30000.	174	17345	No
83	GOM_NL__2PRFIN20050624_194106_00000872038_00257_17345_4707.N1	24-JUN-2005 19:41:06	Bright	87.000	98	13Zet Oph	2.5710	30000.	174	17345	No
84	GOM_NL__2PRFIN20050624_194314_00000862038_00257_17345_4708.N1	24-JUN-2005 19:43:14	Bright	86.000	120	1Del Oph	2.7340	3200.0	172	17345	No
85	GOM_NL__2PRFIN20050624_194623_00000862038_00257_17345_4709.N1	24-JUN-2005 19:46:23	Bright	86.000	102	24Alp Ser	2.6000	4250.0	172	17345	No
86	GOM_NL__2PRFIN20050624_195205_00000852038_00257_17345_4710.N1	24-JUN-2005 19:52:05	Bright	84.500	67	5Alp CrB	2.2210	11000.	169	17345	No
87	GOM_NL__2PRFIN20050624_200513_00000852038_00257_17345_4711.N1	24-JUN-2005 20:05:13	Bright	85.000	60	7Bet UMi	2.0810	3950.0	170	17345	No
88	GOM_NL__2PRFIN20050624_203834_00000882038_00257_17345_4712.N1	24-JUN-2005 20:38:34	Dark	87.500	165	34Gam Eri	2.9500	3200.0	175	17345	No
89	GOM_NL__2PRFIN20050624_205244_00000582038_00257_17345_4713.N1	24-JUN-2005 20:52:44	Dark	58.000	9	Alp Eri	0.45300	24000.	116	17345	No
90	GOM_NL__2PRFIN20050624_205747_00000852038_00258_17346_4720.N1	24-JUN-2005 20:57:47	Dark	84.500	135	Bet Hyi	2.8200	5800.0	169	17346	No
91	GOM_NL__2PRFIN20050624_210531_00000872038_00258_17346_4721.N1	24-JUN-2005 21:05:31	Straylight	87.000	43	Alp TrA	1.9100	4250.0	174	17346	No
92	GOM_NL__2PRFIN20050624_210848_00000912038_00258_17346_4722.N1	24-JUN-2005 21:08:48	Straylight	90.500	141	Bet Ara	2.8400	4600.0	181	17346	No
93	GOM_NL__2PRFIN20050624_211159_00000952038_00258_17346_4723.N1	24-JUN-2005 21:11:59	Tw_i_and_stray	94.500	40	The Sco	1.8590	7100.0	189	17346	No
94	GOM_NL__2PRFIN20050624_211459_00001032038_00258_17346_4724.N1	24-JUN-2005 21:14:59	Bright	102.50	75	26Eps Sco	2.2910	4250.0	205	17346	No
95	GOM_NL__2PRFIN20050624_211723_00000912038_00258_17346_4725.N1	24-JUN-2005 21:17:23	Bright	91.000	16	21Alp Sco	1.0200	3000.0	182	17346	No
96	GOM_NL__2PRFIN20050624_211928_00000872038_00258_17346_4726.N1	24-JUN-2005 21:19:28	Bright	87.000	97	8Bet1Sco	2.5610	30000.	174	17346	No
97	GOM_NL__2PRFIN20050624_212142_00000872038_00258_17346_4727.N1	24-JUN-2005 21:21:42	Bright	87.000	98	13Zet Oph	2.5710	30000.	174	17346	No
98	GOM_NL__2PRFIN20050624_212350_00000862038_00258_17346_4728.N1	24-JUN-2005 21:23:50	Bright	86.000	120	1Del Oph	2.7340	3200.0	172	17346	No
99	GOM_NL__2PRFIN20050624_212700_00000862038_00258_17346_4729.N1	24-JUN-2005 21:27:00	Bright	86.000	102	24Alp Ser	2.6000	4250.0	172	17346	No
100	GOM_NL__2PRFIN20050624_213242_00000852038_00258_17346_4730.N1	24-JUN-2005 21:32:42	Bright	85.000	67	5Alp CrB	2.2210	11000.	170	17346	No
101	GOM_NL__2PRFIN20050624_214549_00001022038_00258_17346_4731.N1	24-JUN-2005 21:45:49	Bright	102.00	60	7Bet UMi	2.0810	3950.0	204	17346	No

102	GOM_NL__2PRFIN20050624_221910_000000862038_00258_17346_4732.N1	24-JUN-2005 22:19:10	Dark	85.500	165	34Gam Eri	2.9500	3200.0	171	17346	No
103	GOM_NL__2PRFIN20050624_222720_000000912038_00258_17346_4733.N1	24-JUN-2005 22:27:20	Dark	90.500	157	The1Eri	2.9060	9300.0	181	17346	No
104	GOM_NL__2PRFIN20050624_223321_000000582038_00258_17346_4734.N1	24-JUN-2005 22:33:21	Dark	58.000	9	Alp Eri	0.45300	24000.	116	17346	No
105	GOM_NL__2PRFIN20050624_223823_000000862038_00259_17347_4720.N1	24-JUN-2005 22:38:23	Dark	86.000	135	Bet Hyi	2.8200	5800.0	172	17347	No
106	GOM_NL__2PRFIN20050624_224607_000000972038_00259_17347_4721.N1	24-JUN-2005 22:46:07	Straylight	97.000	43	Alp TrA	1.9100	4250.0	194	17347	No
107	GOM_NL__2PRFIN20050624_224924_000000902038_00259_17347_4722.N1	24-JUN-2005 22:49:24	Straylight	90.000	141	Bet Ara	2.8400	4600.0	180	17347	No
108	GOM_NL__2PRFIN20050624_225235_000000952038_00259_17347_4723.N1	24-JUN-2005 22:52:35	Twilight_stray	94.500	40	The Sco	1.8590	7100.0	189	17347	No
109	GOM_NL__2PRFIN20050624_225535_000000912038_00259_17347_4724.N1	24-JUN-2005 22:55:35	Bright	91.000	75	26Eps Sco	2.2910	4250.0	182	17347	No
110	GOM_NL__2PRFIN20050624_225759_000000912038_00259_17347_4725.N1	24-JUN-2005 22:57:59	Bright	90.500	16	21Alp Sco	1.0200	3000.0	181	17347	No
111	GOM_NL__2PRFIN20050624_230004_000000872038_00259_17347_4726.N1	24-JUN-2005 23:00:04	Bright	87.000	97	8Bet1Sco	2.5610	30000.	174	17347	No
112	GOM_NL__2PRFIN20050624_230218_000000862038_00259_17347_4727.N1	24-JUN-2005 23:02:18	Bright	86.000	98	13Zet Oph	2.5710	30000.	172	17347	No
113	GOM_NL__2PRFIN20050624_230426_000000872038_00259_17347_4728.N1	24-JUN-2005 23:04:26	Bright	87.000	120	1Del Oph	2.7340	3200.0	174	17347	No
114	GOM_NL__2PRFIN20050624_230736_000000872038_00259_17347_4729.N1	24-JUN-2005 23:07:36	Bright	86.500	102	24Alp Ser	2.6000	4250.0	173	17347	No
115	GOM_NL__2PRFIN20050624_231318_000000852038_00259_17347_4730.N1	24-JUN-2005 23:13:18	Bright	84.500	67	5Alp CrB	2.2210	11000.	169	17347	No
116	GOM_NL__2PRFIN20050624_232625_000000862038_00259_17347_4731.N1	24-JUN-2005 23:26:25	Bright	86.000	60	7Bet UMi	2.0810	3950.0	172	17347	No
117	GOM_NL__2PRFIN20050624_235946_000000922038_00259_17347_4732.N1	24-JUN-2005 23:59:46	Dark	91.500	165	34Gam Eri	2.9500	3200.0	183	17347	No

3. Quality information per product


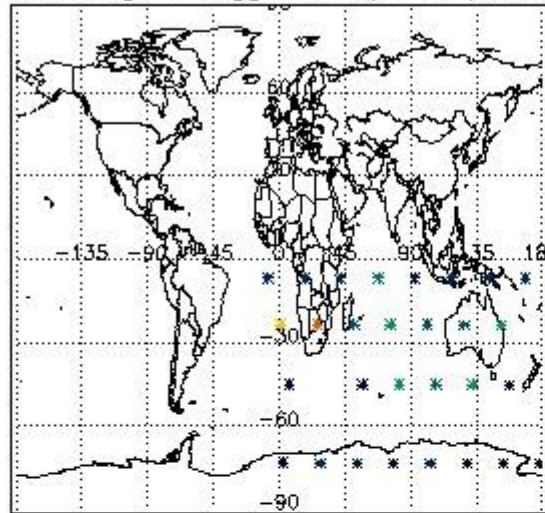
In this section it is plotted some information contained in the Quality Summary data set of the level 2 products. Only products in dark limb conditions and without errors (error flag in the MPH set to "0") are used.

3.1 Plot quality information per product (time dependant)

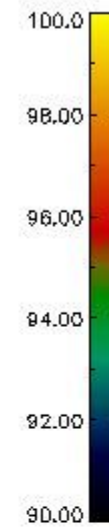
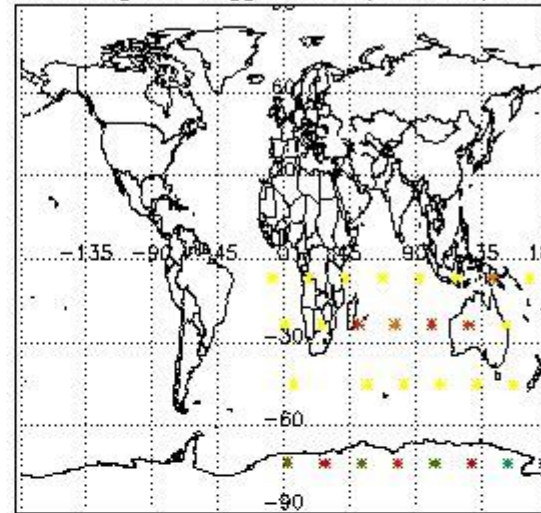


3.2 Plot quality information per product (world map)


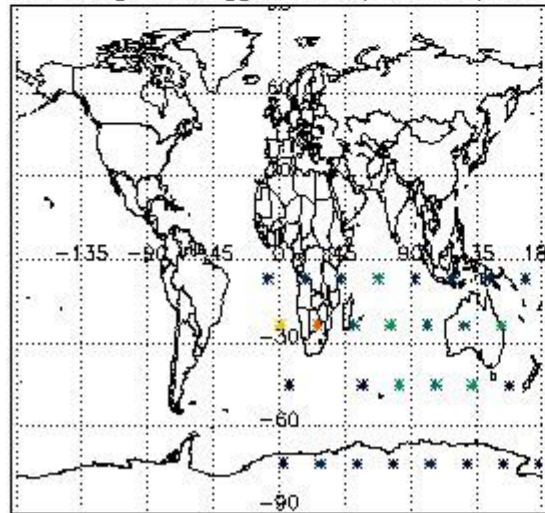
Percentage of flagged data per O3 profile



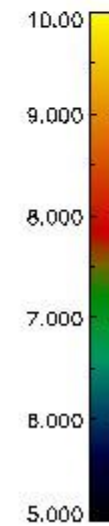
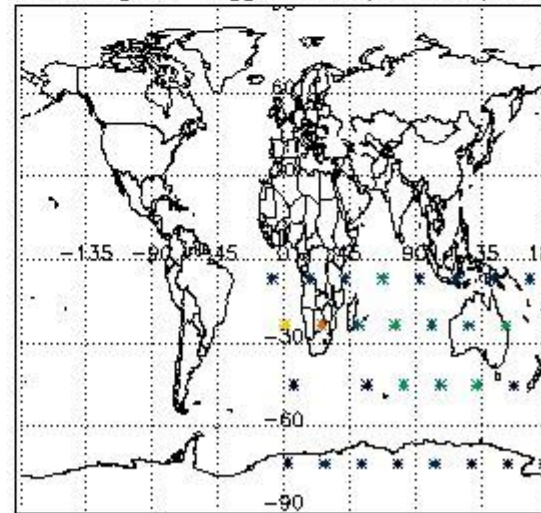
Percentage of flagged data per H2O profile



Percentage of flagged data per NO2 profile



Percentage of flagged data per NO3 profile

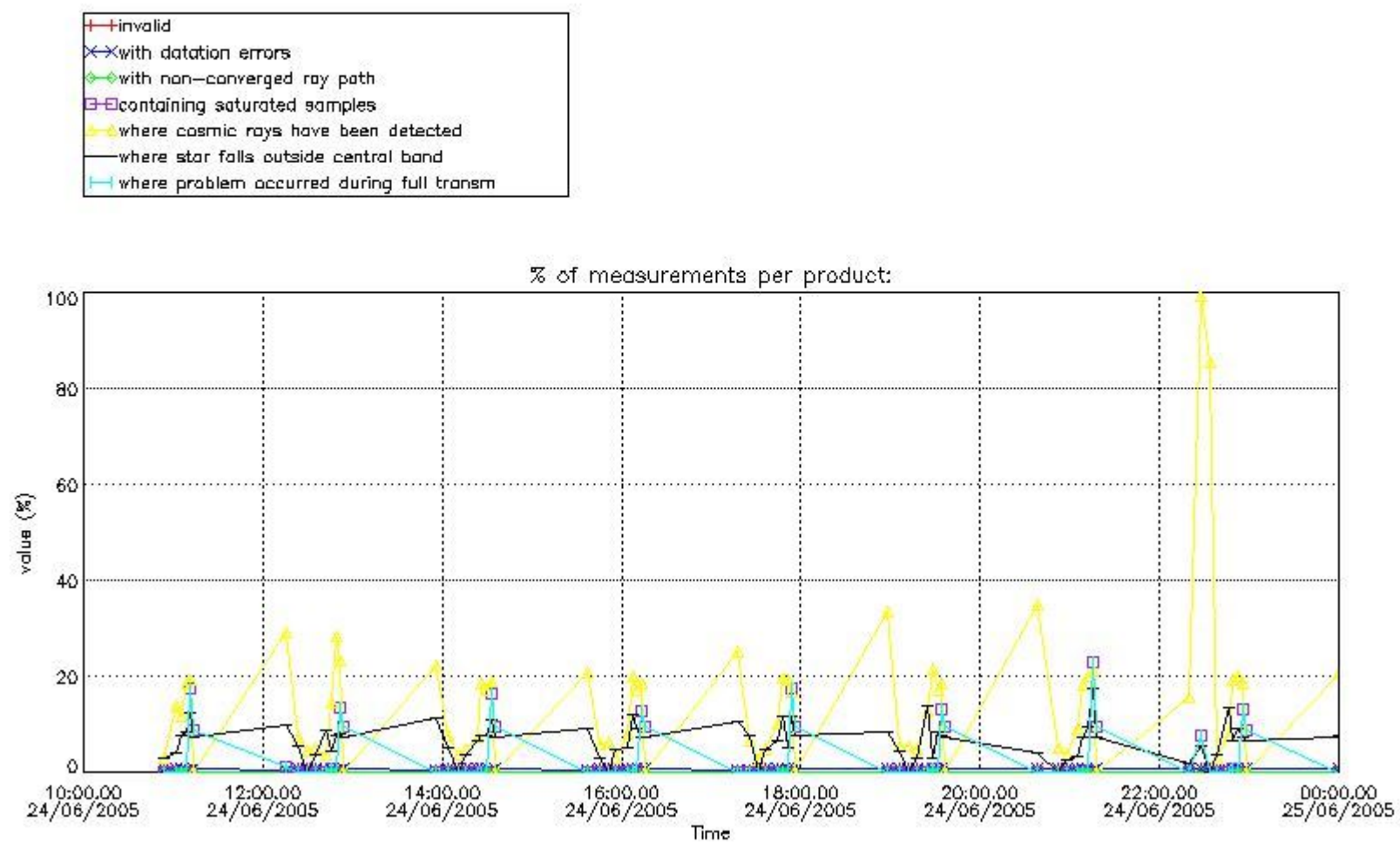


4. Level 1 quality information per product

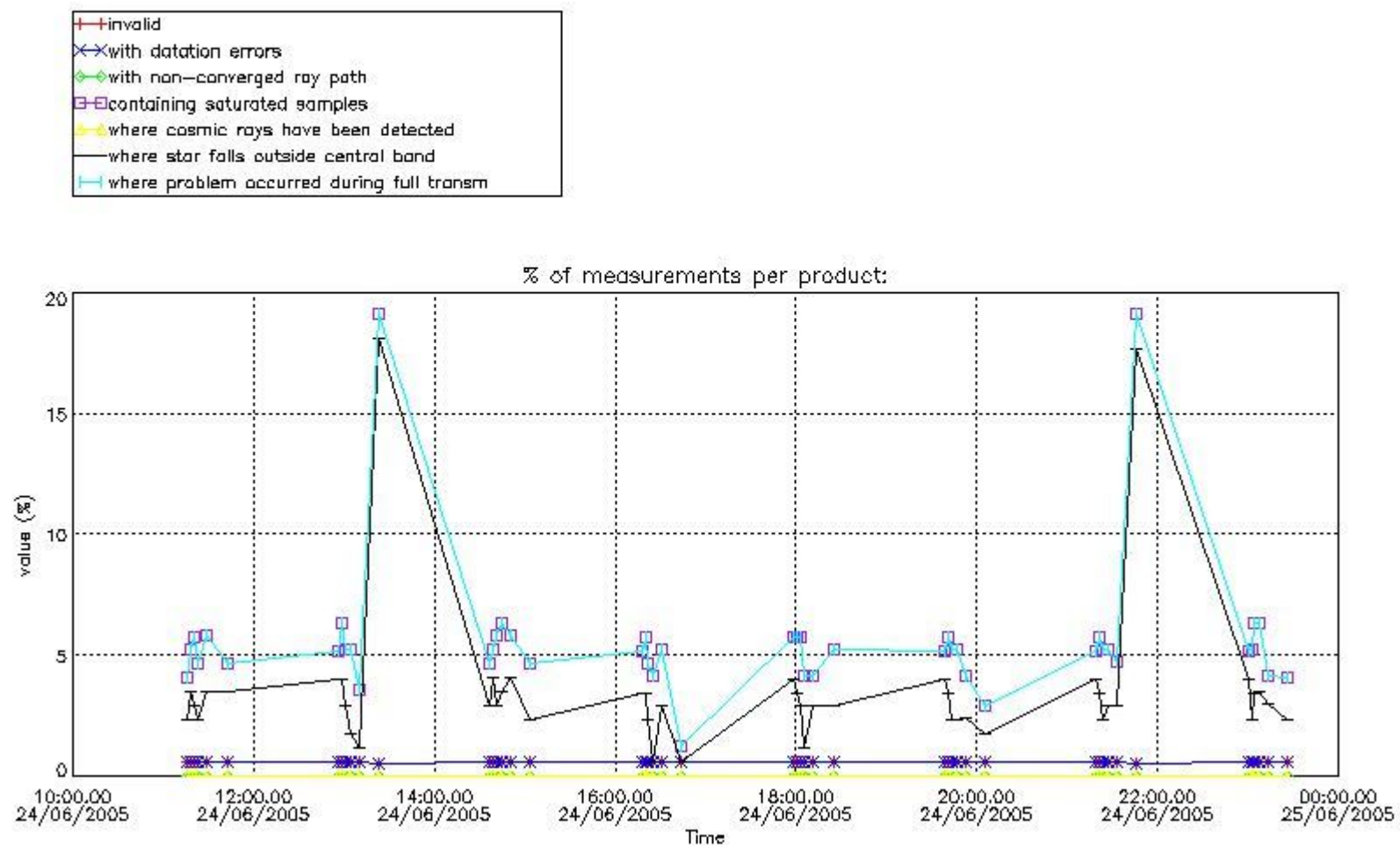
In this section it is plotted some information contained in the Quality Summary data set of the level 2 products that comes from the level 1b processing. Products without errors (error flag in the MPH set to "0") are used.

4.1 Plot quality information per product (time dependant) coming from level 1b processing

4.1.1 Plot level 1 quality information per product (time dependant): ENVISAT ASCENDING passes



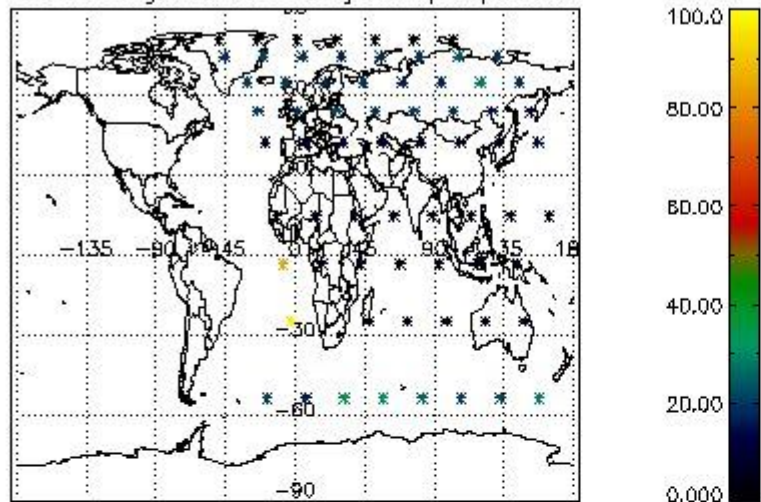
4.1.2 Plot level 1 quality information per product (time dependant): ENVI SAT DESCENDING passes



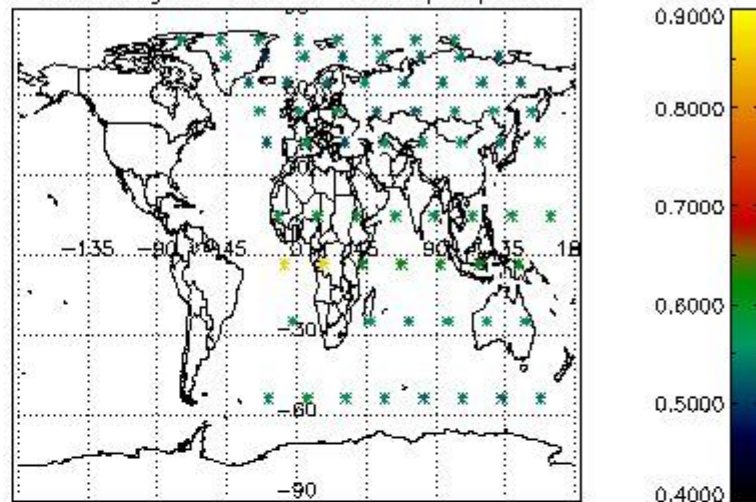
4.2 Plot quality information per product coming from level 1b processing (world map)

4.2.1 Plot level 1 quality information per product (world map): ENVISAT ASCENDING passes

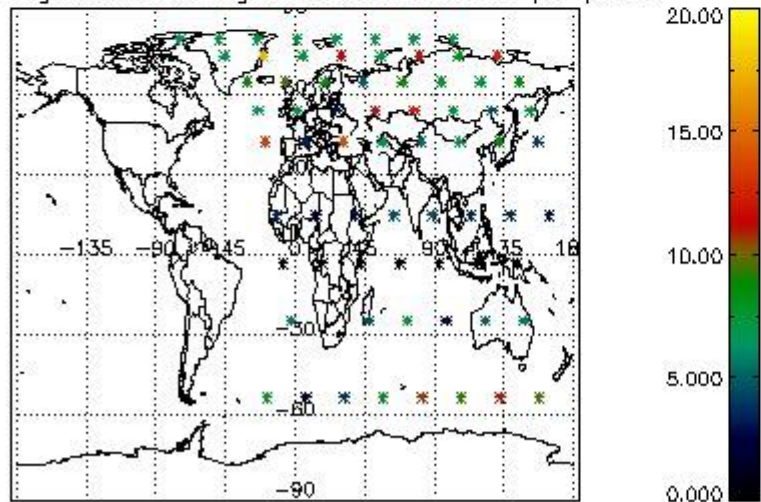
Percentage of cosmic ray hits per profile



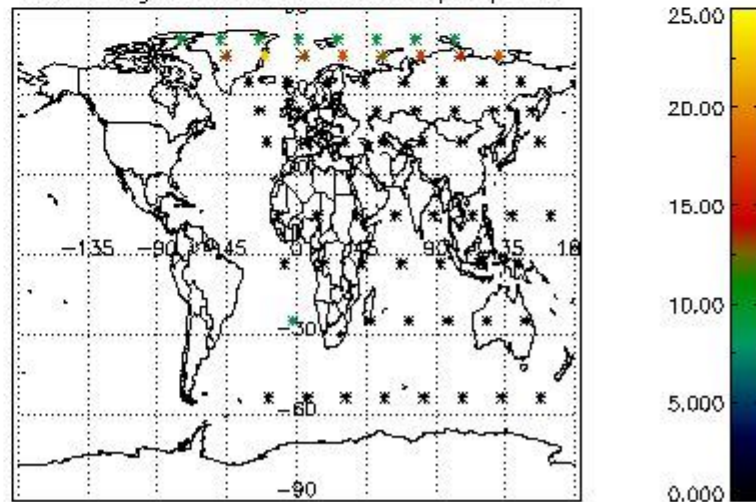
Percentage of datation errors per profile



Percentage of star falling outside central band per profile

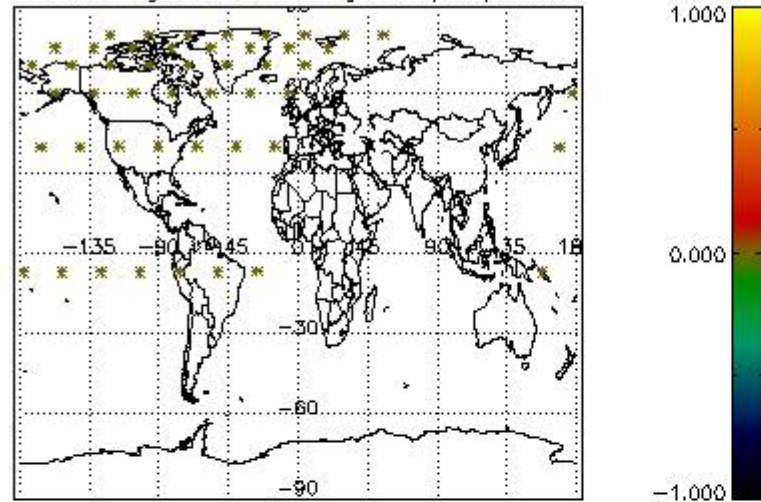


Percentage of saturation errors per profile

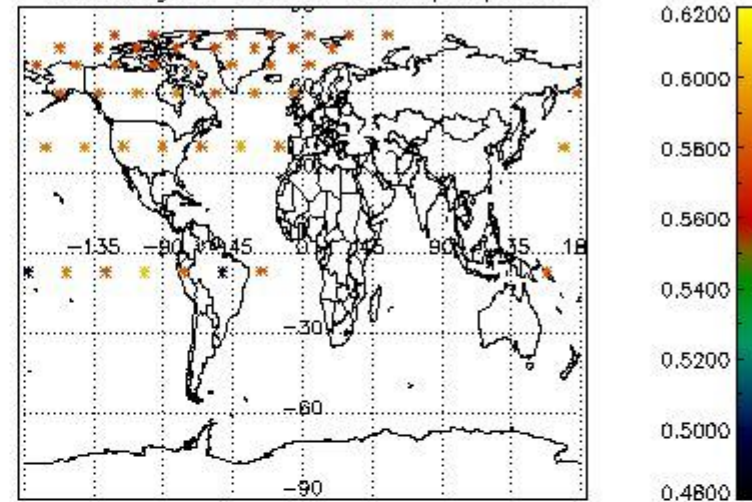


4.2.2 Plot level 1 quality information per product (world map): ENVISAT DESCENDING passes

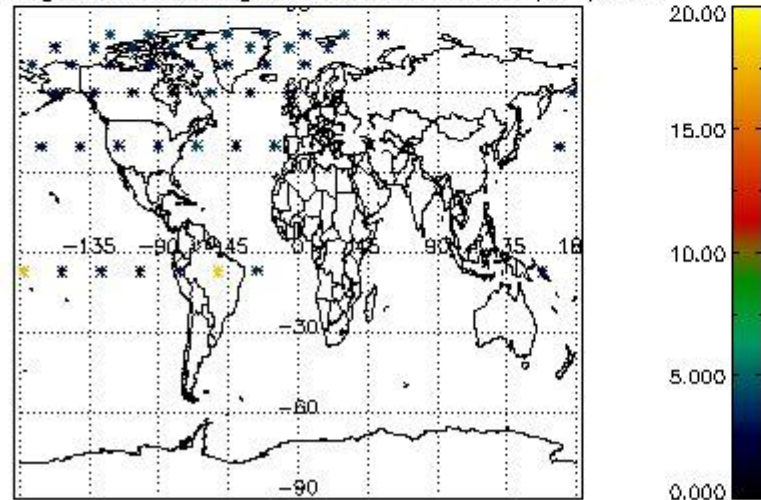
Percentage of cosmic ray hits per profile



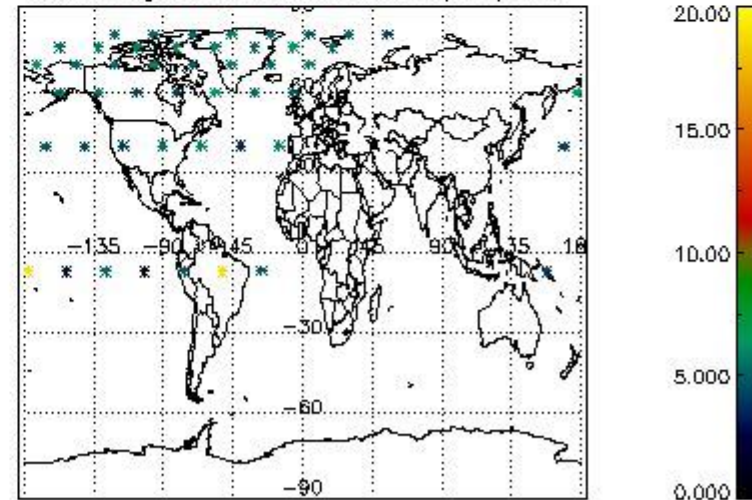
Percentage of datation errors per profile



Percentage of star falling outside central band per profile



Percentage of saturation errors per profile



5. Trace gas profiles

5.1 Ozone statistics based on quality of products

The final quality of the products can be "measured" using the STD (Standard Deviation) attached to every point profile. This information is written to the parameter GOM_NL__2P/NL_LOCAL_SPECIES_DENSITY/o3_std of the level 2 products. The table below shows the statistics for given STD ranges.

The statistics are given with respect to the overall valid production:

- Products without fatal errors: GOM_NL__2P/MPH/PRODUCT_ERR=0
- Valid point profile: GOM_NL__2P/NL_LOCAL_SPECIES_DENSITY/pcd(0)=0

The 'Criteria' is applied to valid points of dark limb products:

- Products in dark limb illumination condition: GOM_NL__2P/NL_SUMMARY_QUALITY/obs_ill_cond=0
- Products without fatal errors: GOM_NL__2P/MPH/PRODUCT_ERR=0
- Valid point profile: GOM_NL__2P/NL_LOCAL_SPECIES_DENSITY/pcd(0)=0

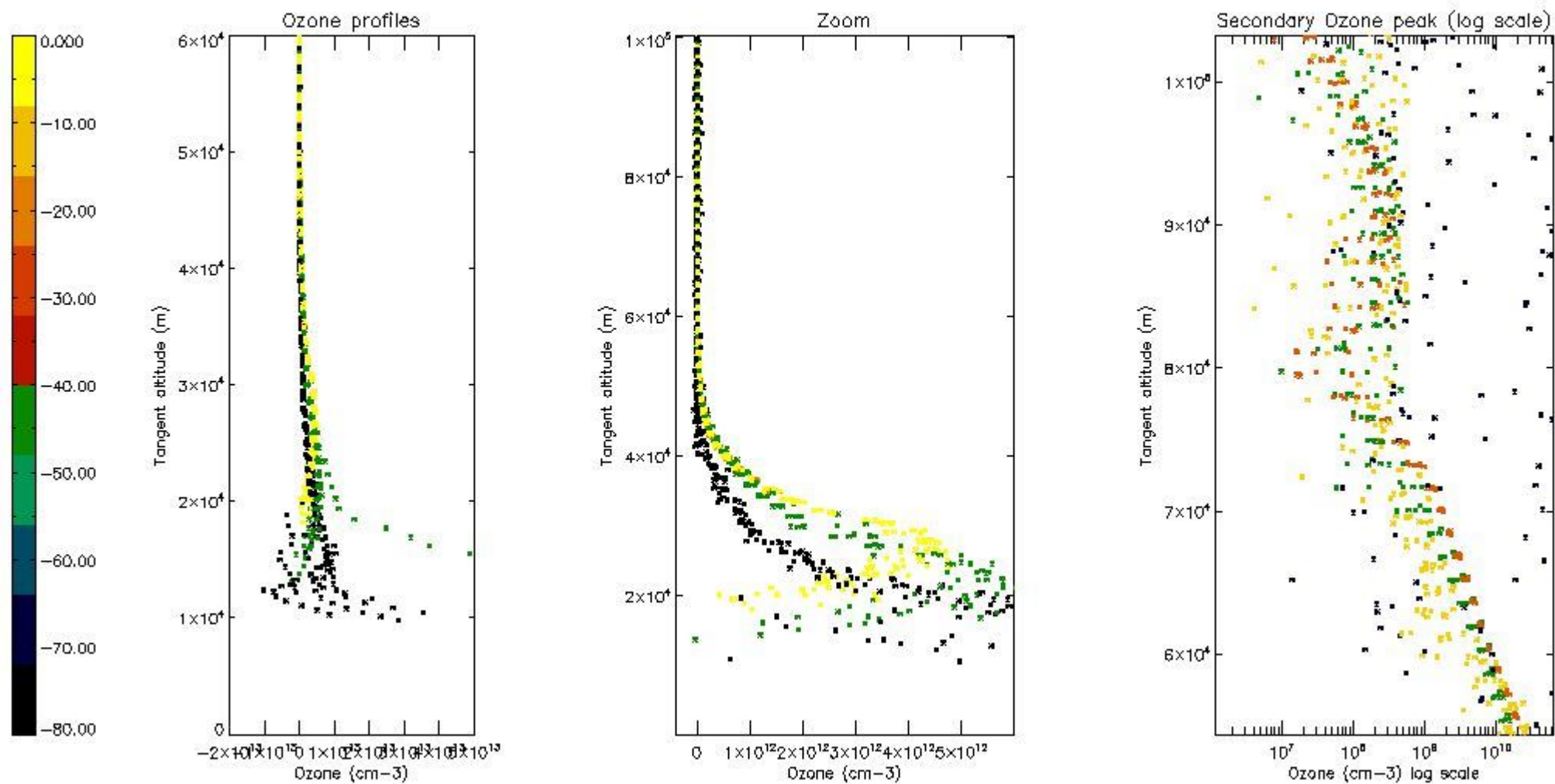
So, the table below shows the percentage of dark limb and valid observations for each criteria with respect to the overall valid daily observations.

Criteria	% of total production
All STD	24
STD < 20	4

STD < 10	2
STD < 5	1

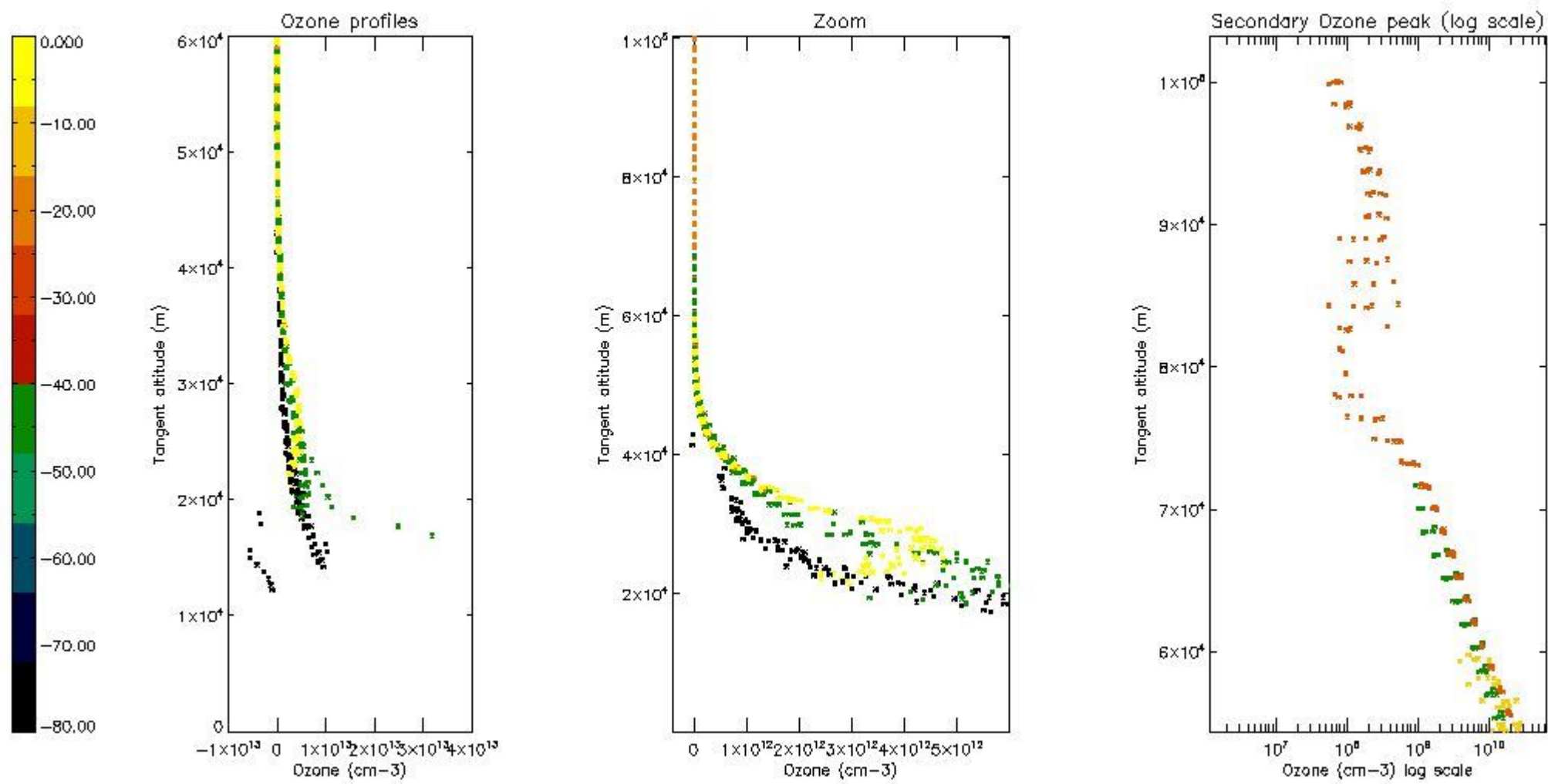
5.2 Plot ozone profiles for all STD (dark without errors)

The colorbar represents the latitude.



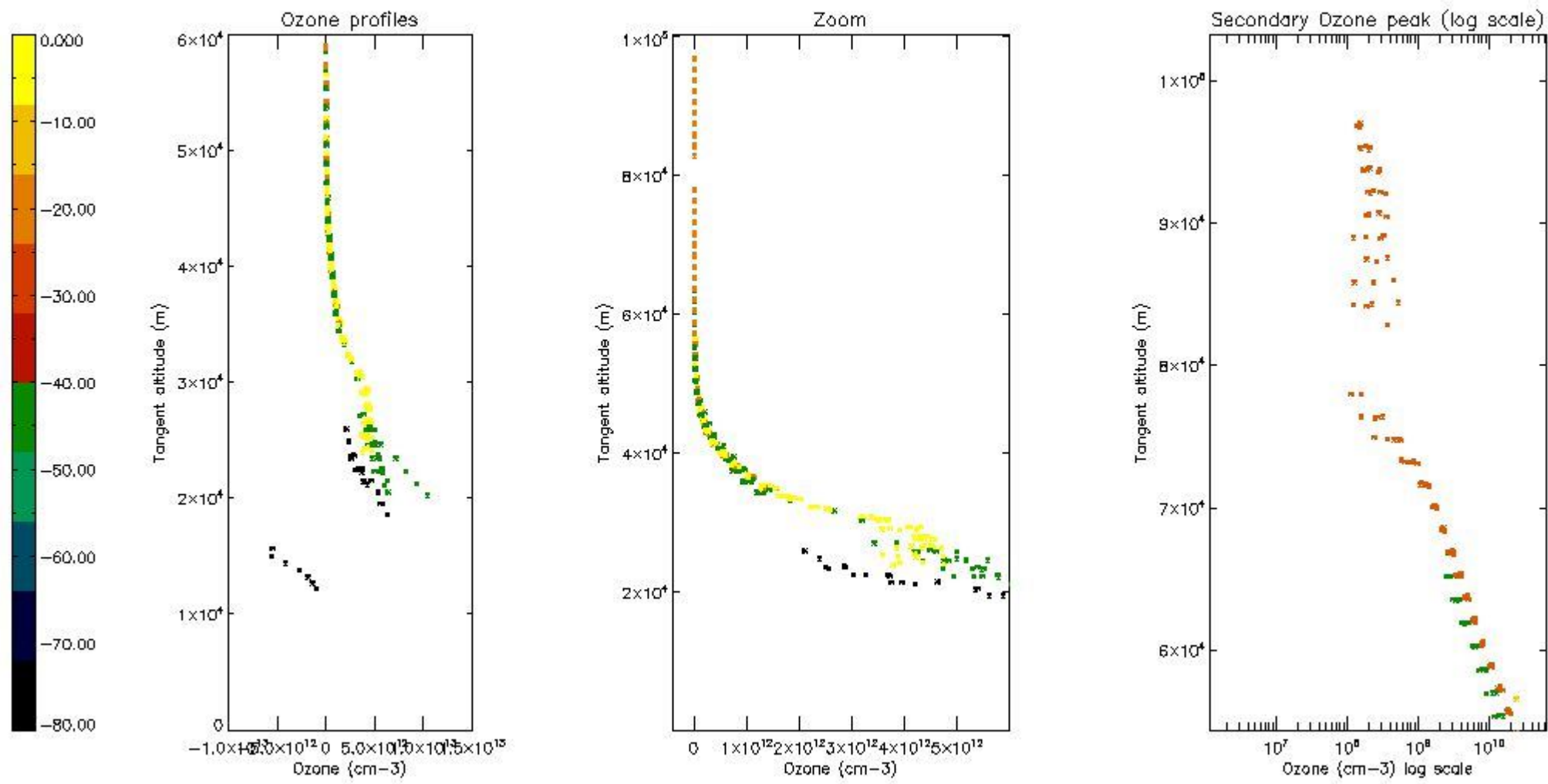
5.3 Plot ozone profiles where STD < 20% (dark without errors)

The colorbar represents the latitude.



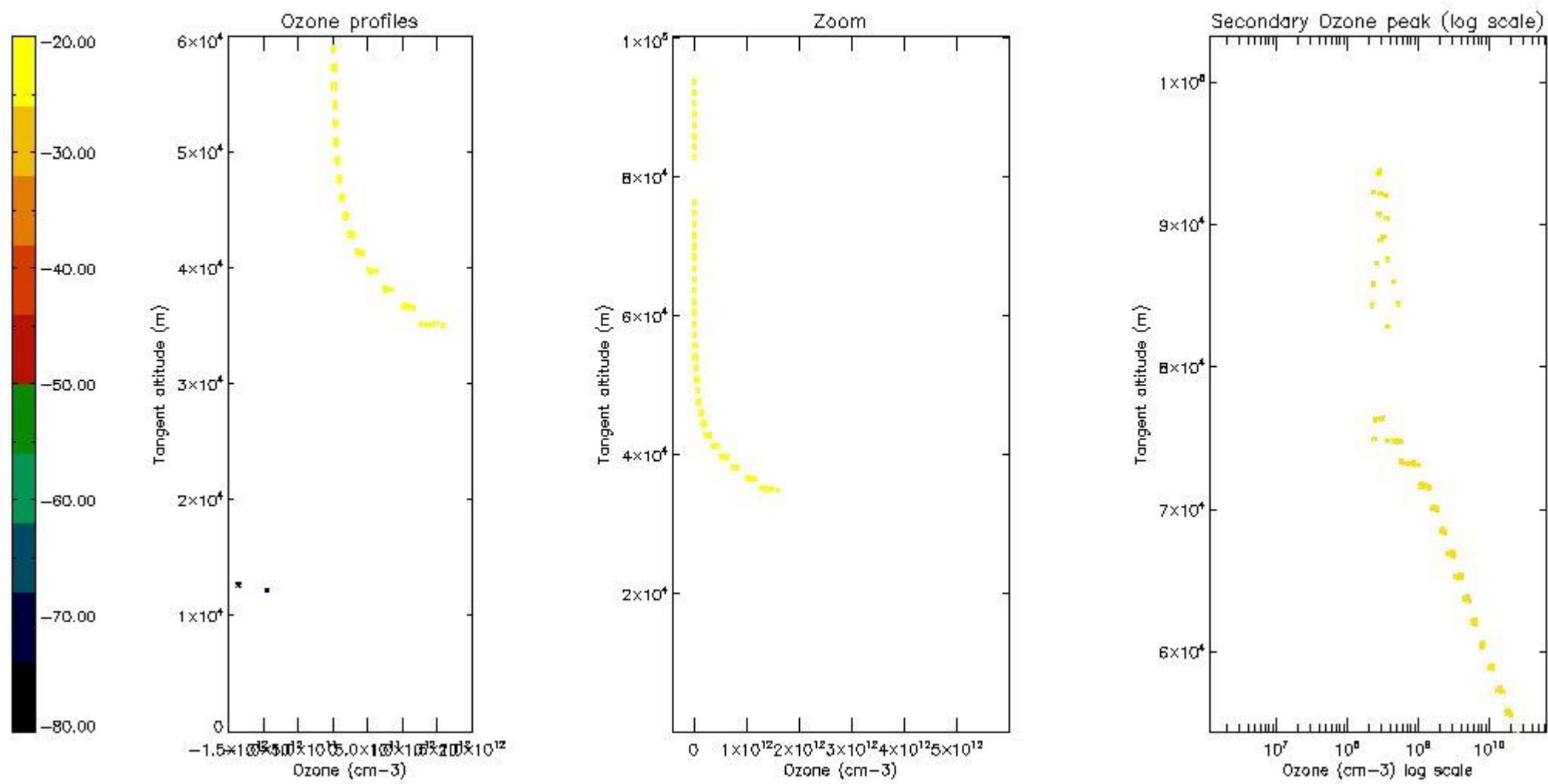
5.4 Plot ozone profiles where $STD < 10\%$ (dark without errors)

The colorbar represents the latitude.



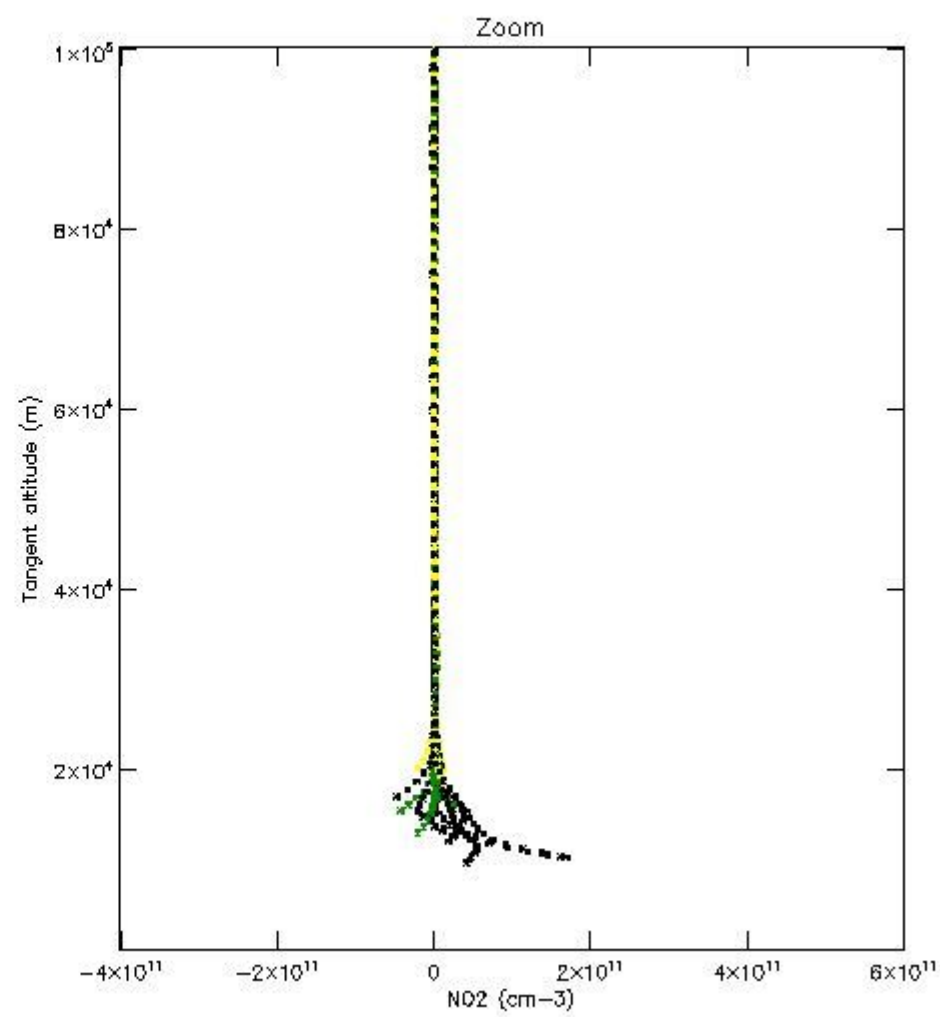
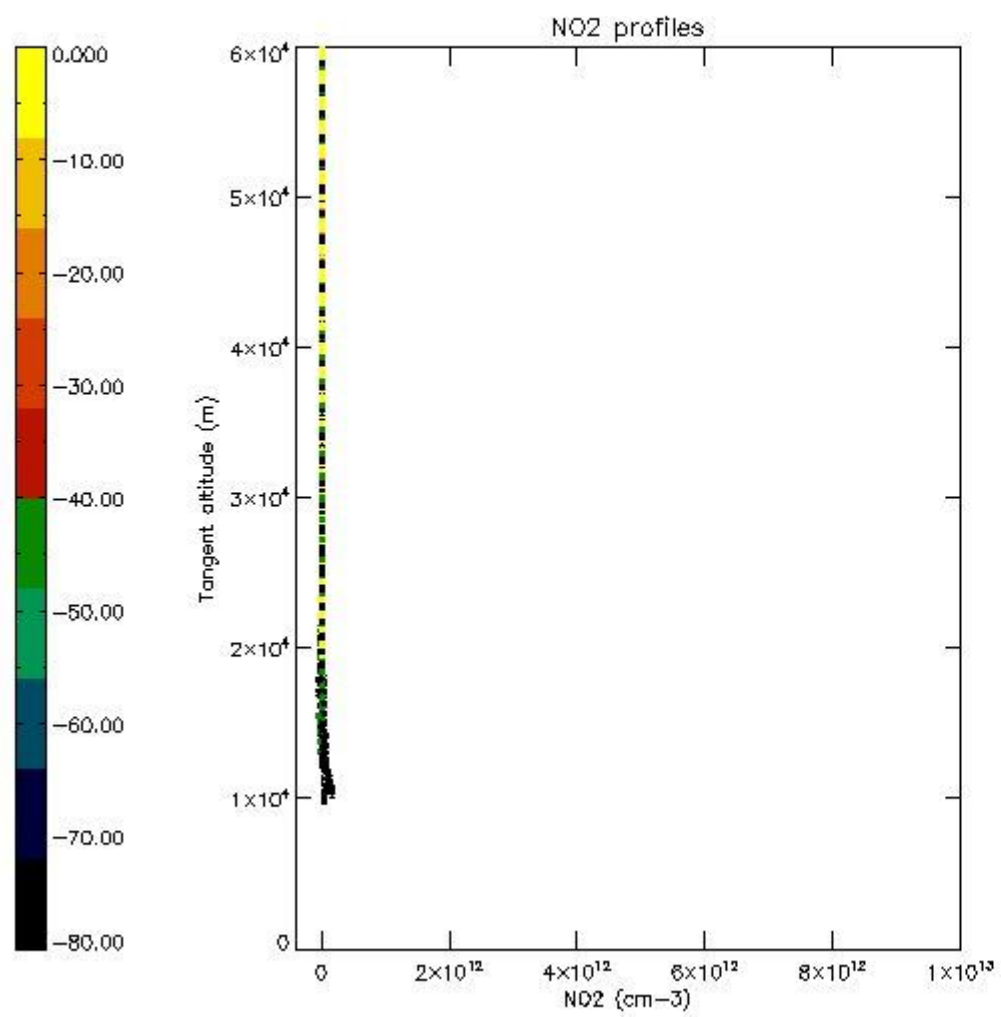
5.5 Plot ozone profiles where STD < 5% (dark without errors)

The colorbar represents the latitude.



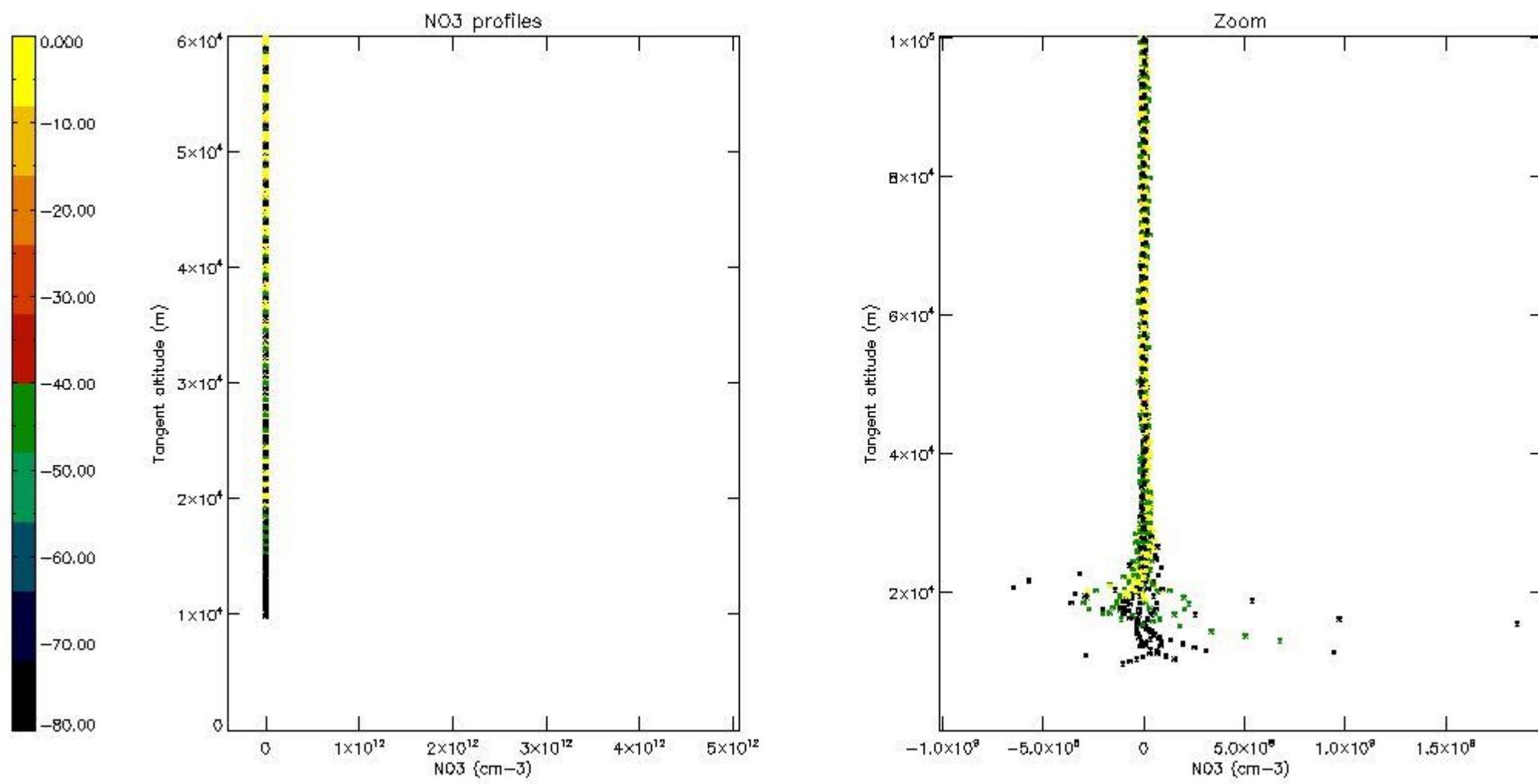
5.6 Plot NO₂ profiles for all STD (dark without errors)

The colorbar represents the latitude.



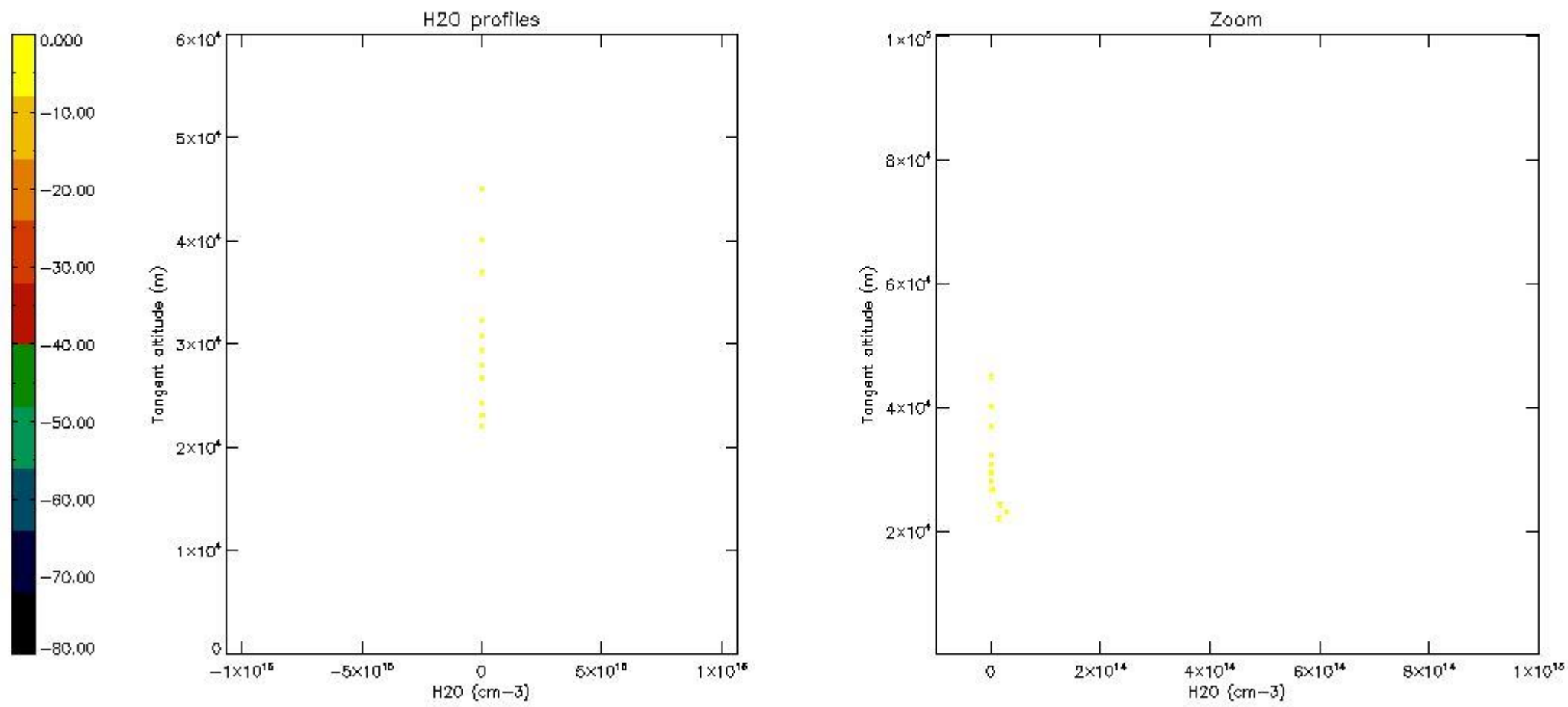
5.7 Plot NO3 profiles for all STD (dark without errors)

The colorbar represents the latitude.



5.8 Plot H₂O profiles for all STD (only for occultations of stars 1,2,3,4,13,14,16,26,63 dark without errors)

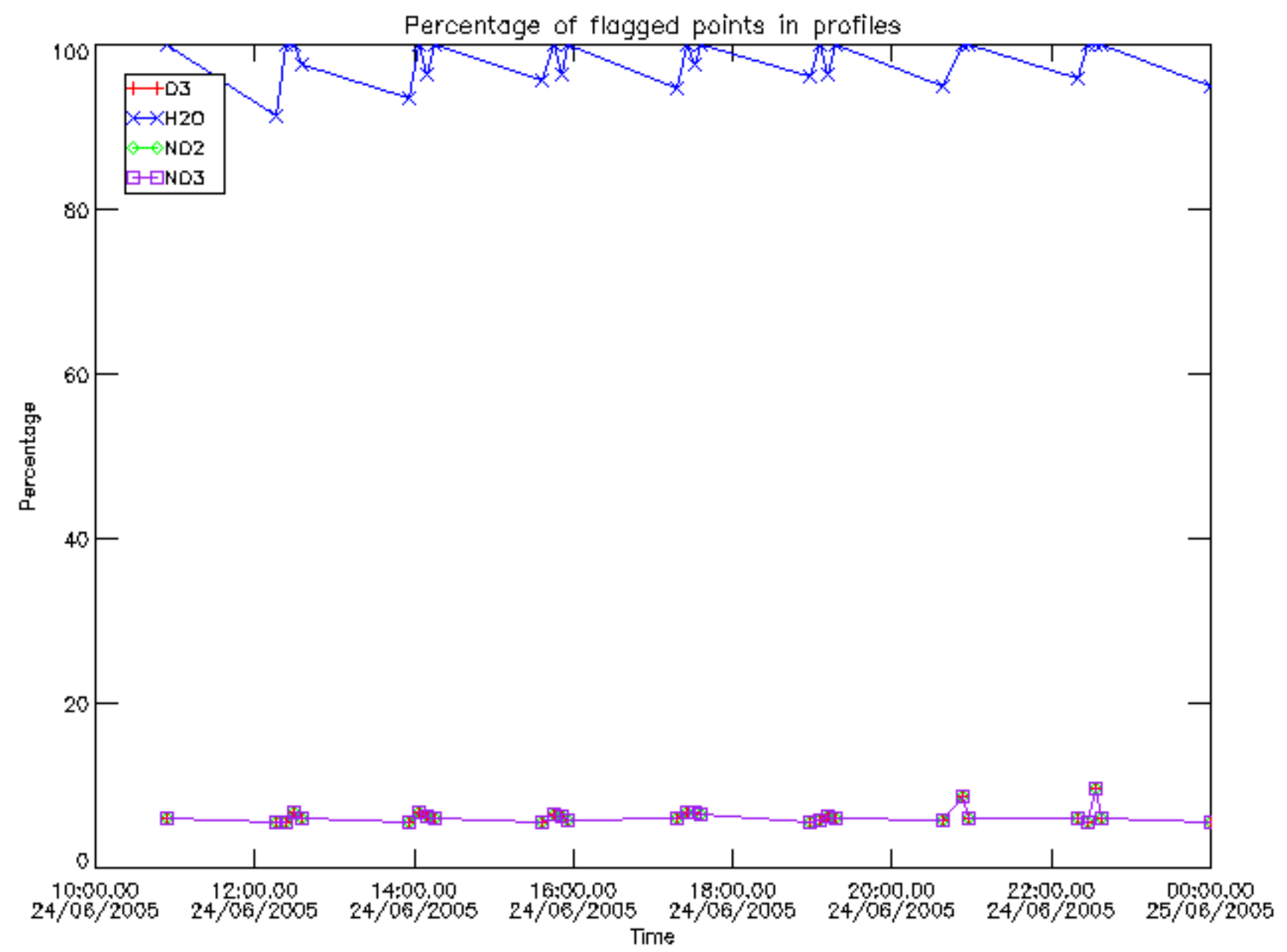
The colorbar represents the latitude.



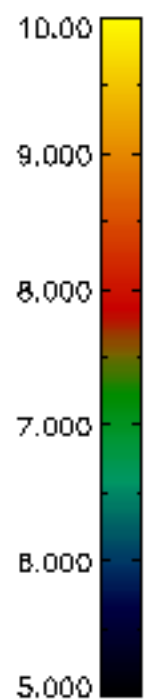
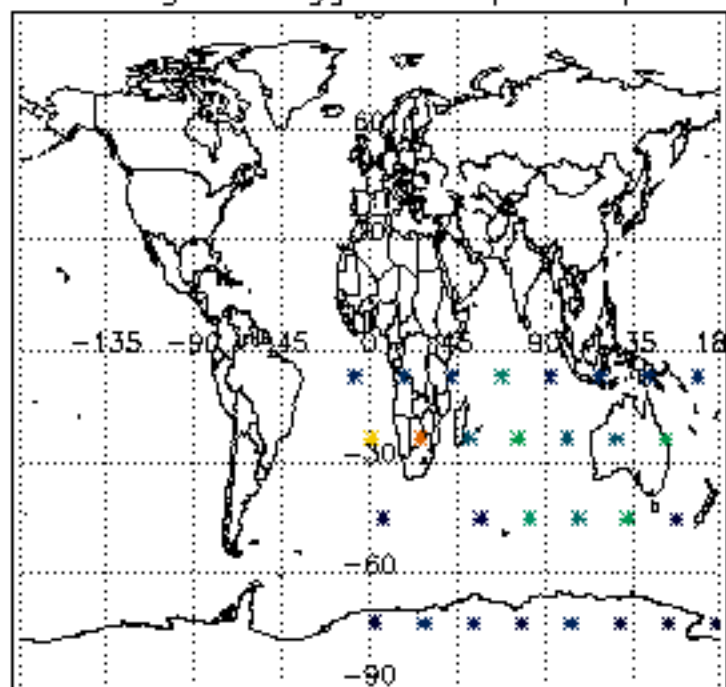
6. Auxiliary Data Files used for the production reported in section 2

The number reported in the third column indicates since which file (see list in section 2) the corresponding auxiliary file has been used. The fourth column is the date of those product files.

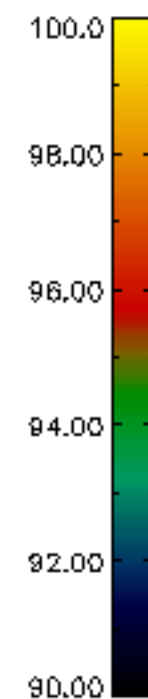
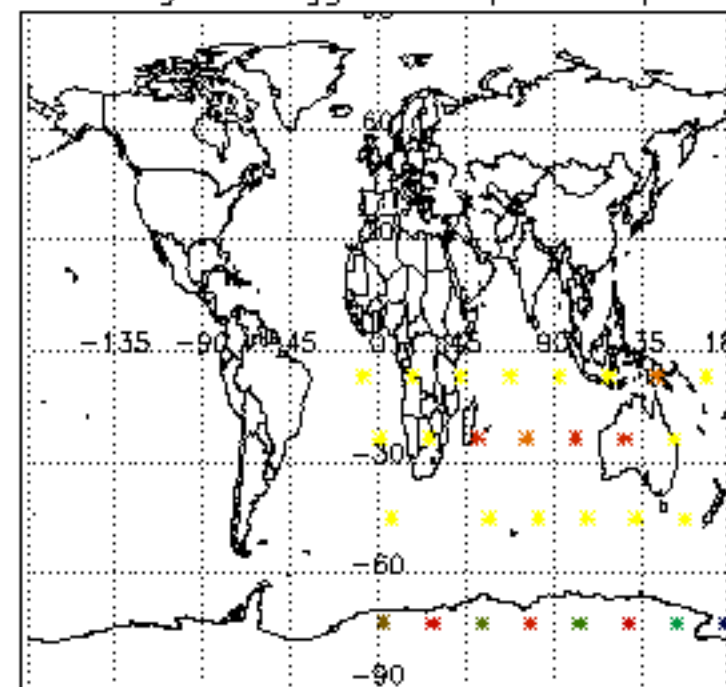
Type	Auxiliary Filename	Used since product	Used since product date
INST_PHYS_CHARACTERISTICS	GOM_INS_AXVIEC20091111_143220_20030716_120000_20500101_000000	1	24-JUN-2005 10:54:10
LEVEL-2_PROC_CONFIG	GOM_PR2_AXVIEC20091111_152718_20020301_000000_20500101_000000	1	24-JUN-2005 10:54:10
CROSS_SECTIONS_FILE	GOM_CRS_AXVIEC20091111_154832_20020301_000000_20500101_000000	1	24-JUN-2005 10:54:10



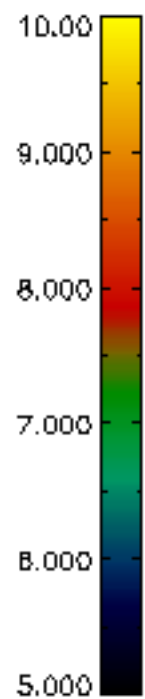
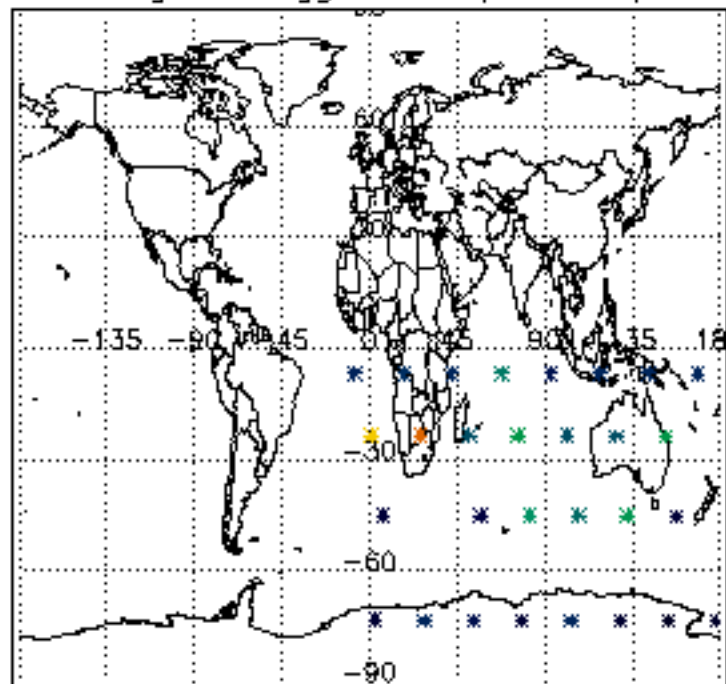
Percentage of flagged data per D3 profile



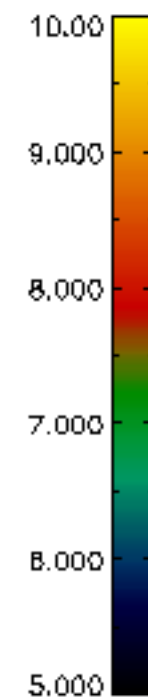
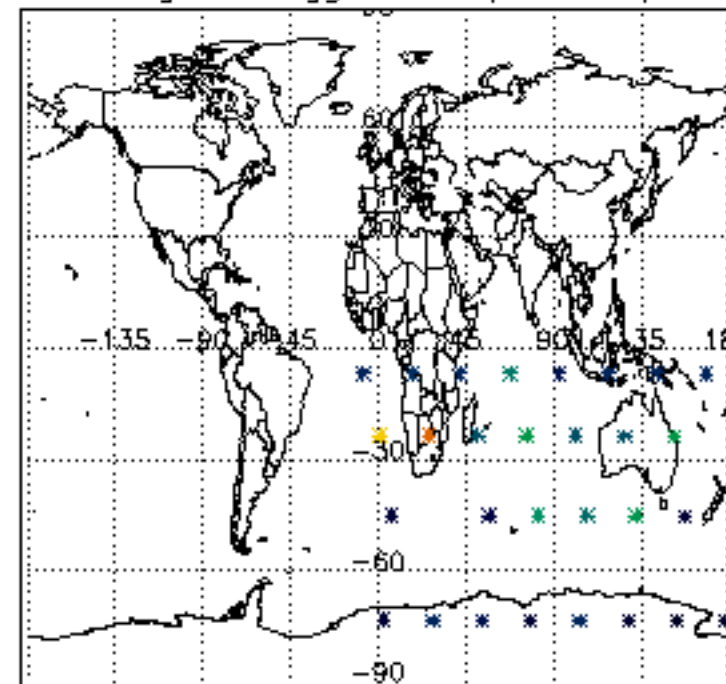
Percentage of flagged data per H2O profile

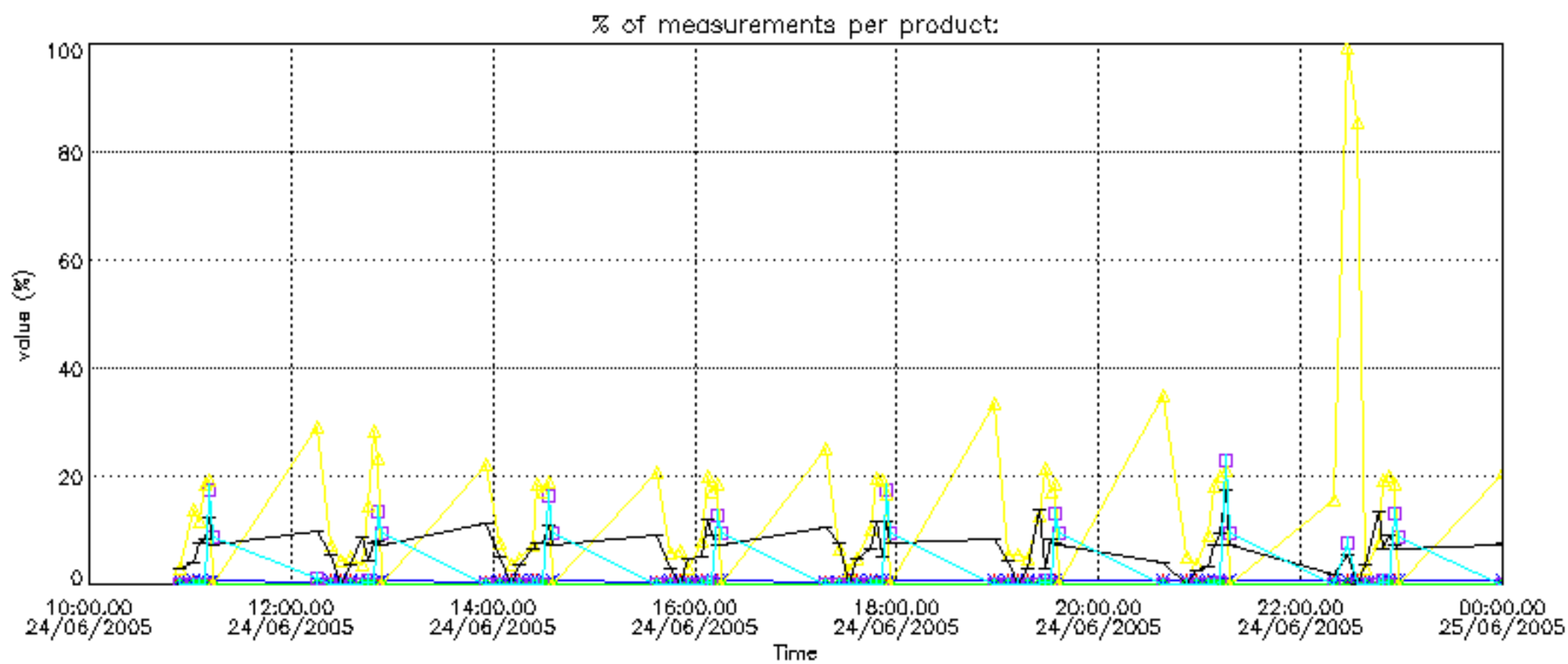


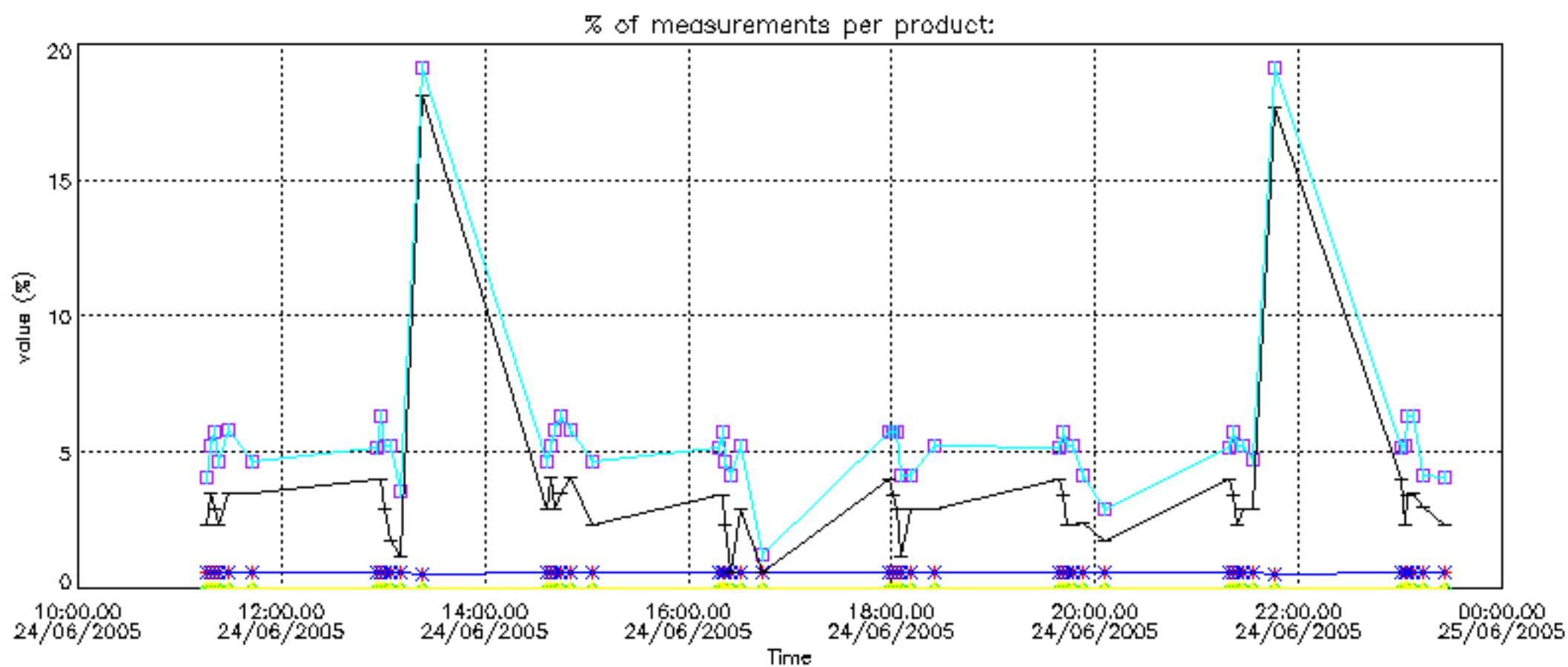
Percentage of flagged data per NO2 profile



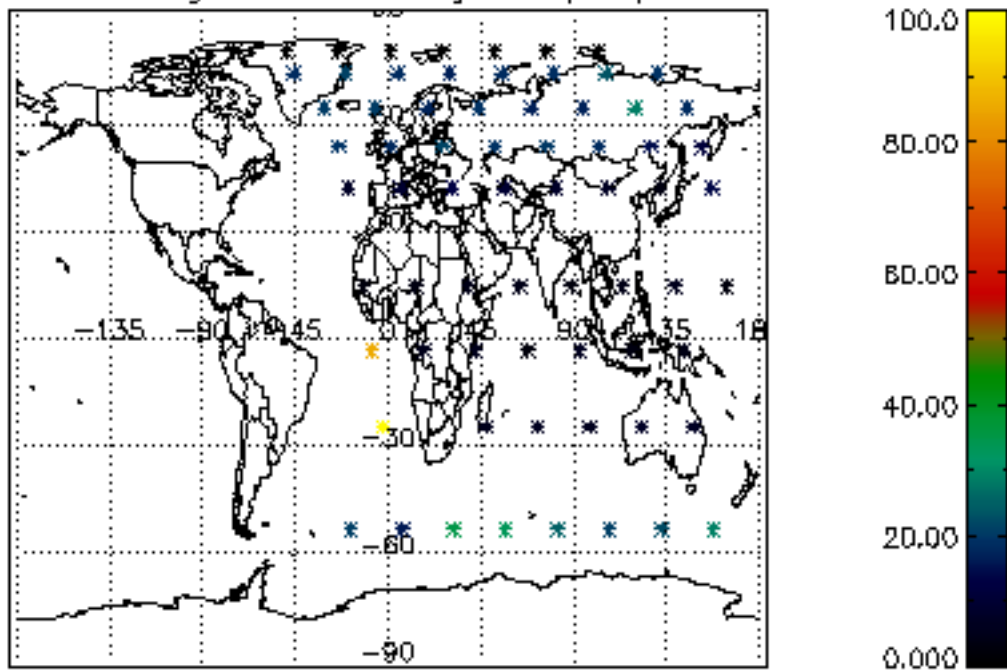
Percentage of flagged data per NO3 profile



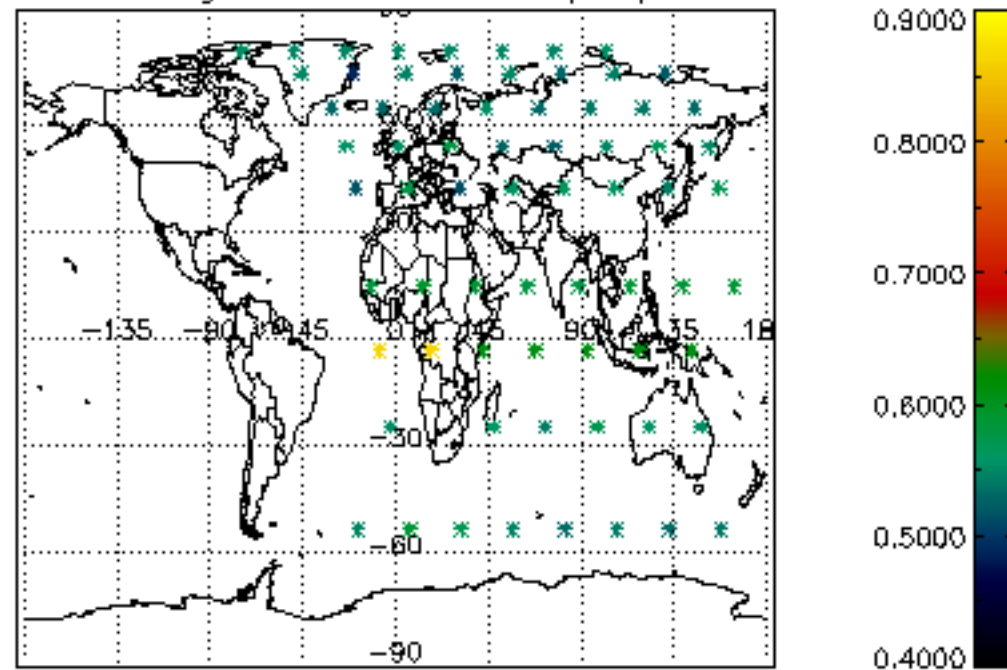




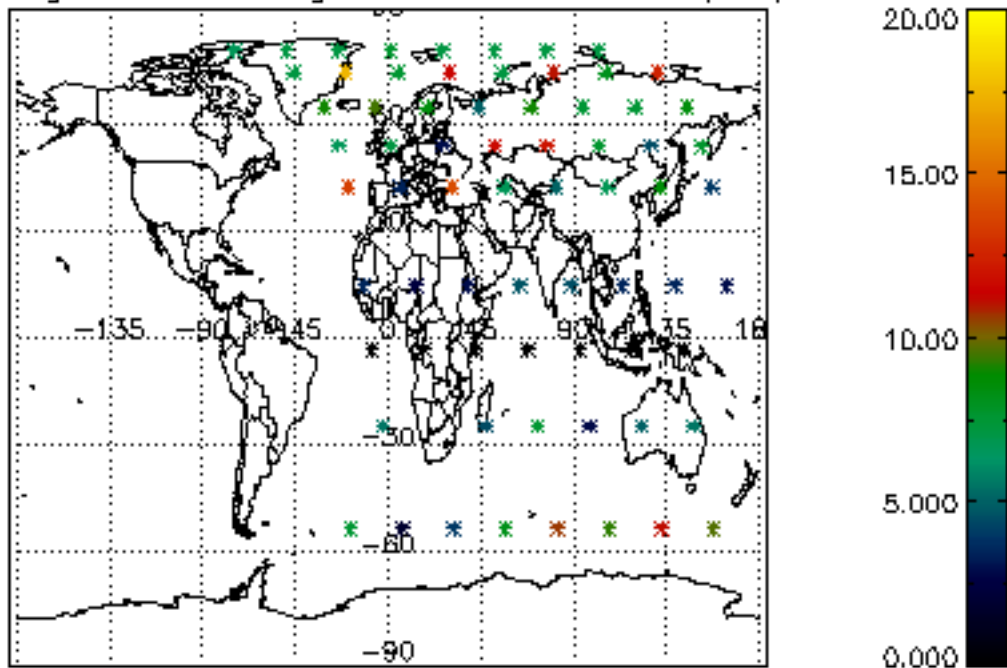
Percentage of cosmic ray hits per profile



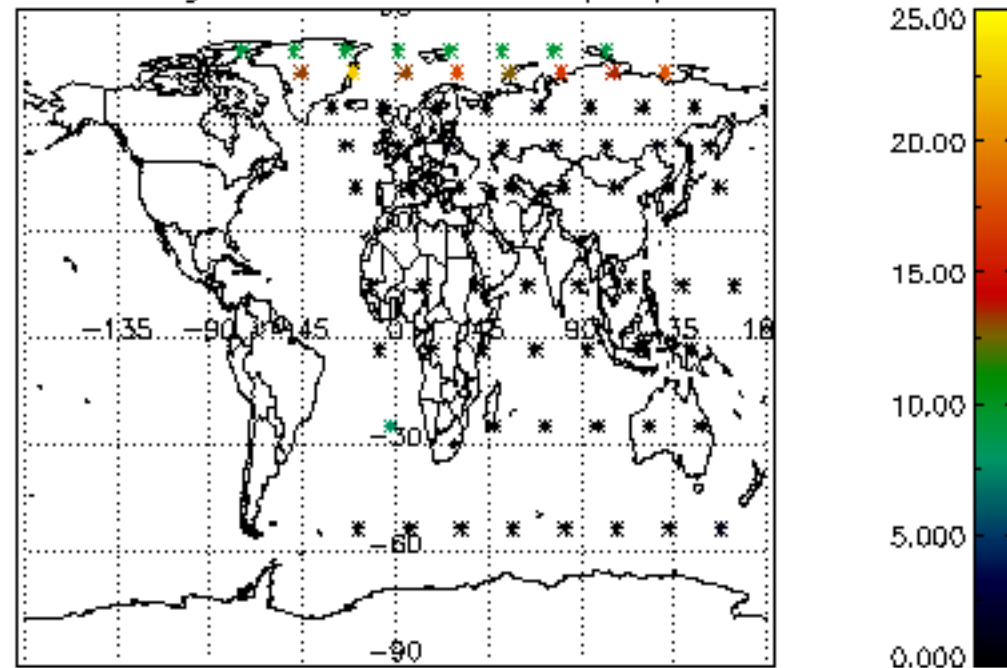
Percentage of datation errors per profile



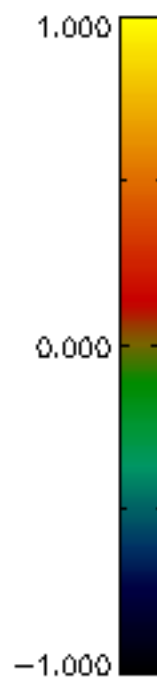
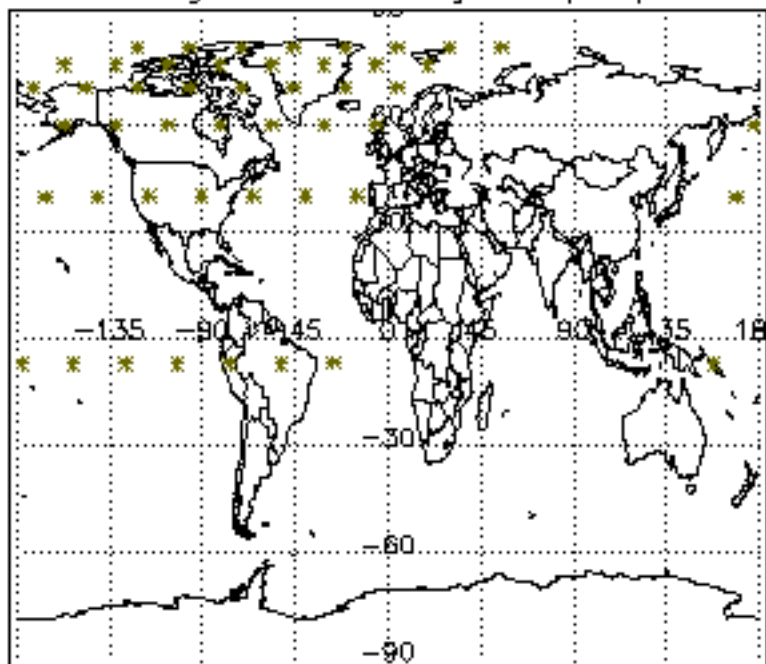
Percentage of star falling outside central band per profile



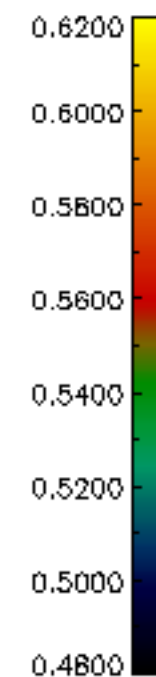
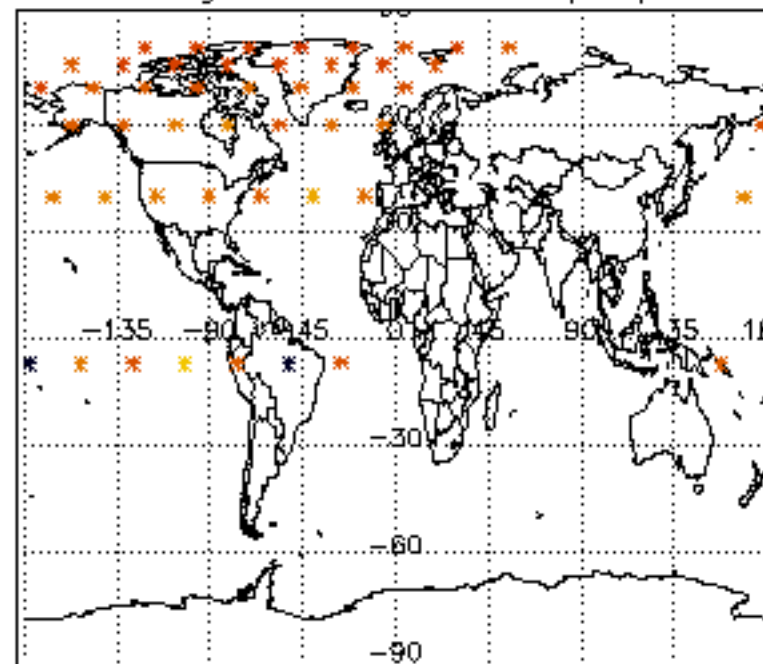
Percentage of saturation errors per profile



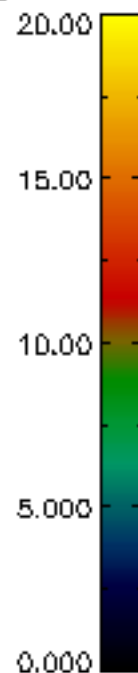
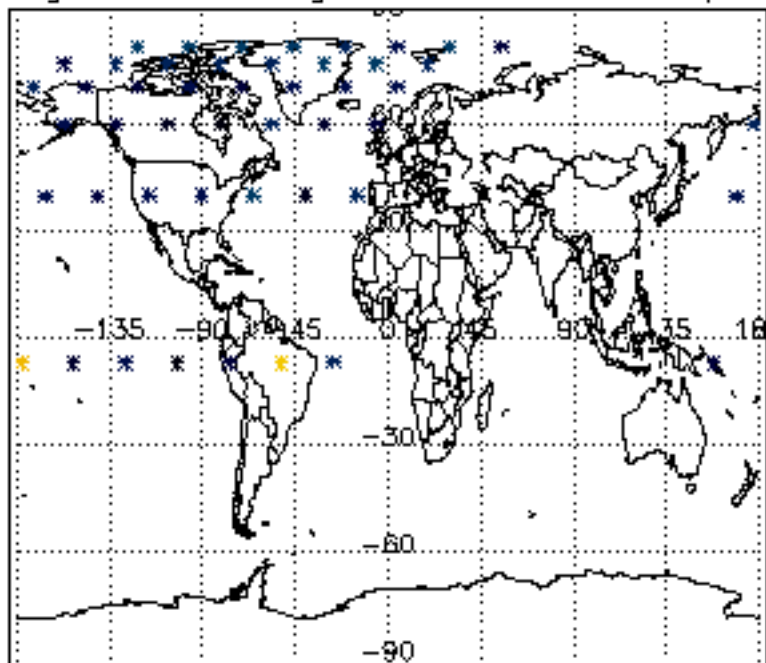
Percentage of cosmic ray hits per profile



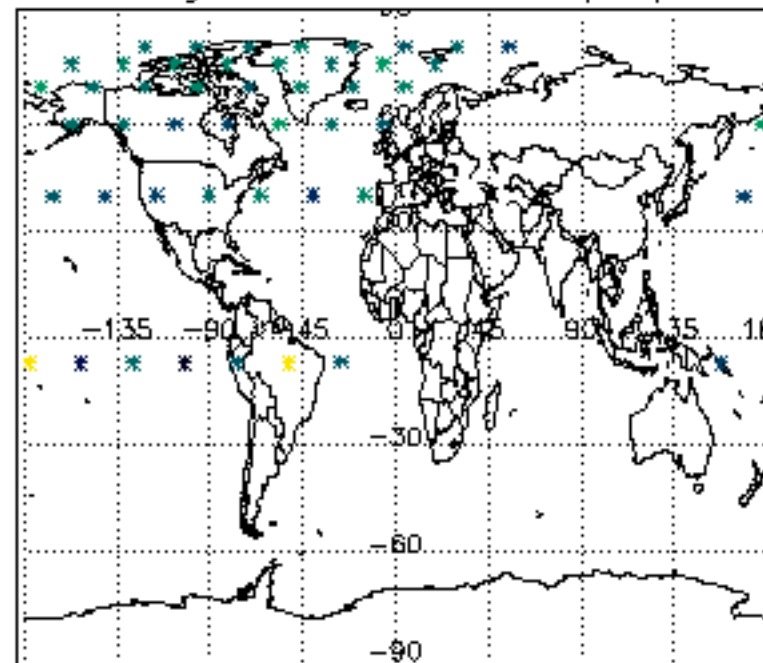
Percentage of datation errors per profile

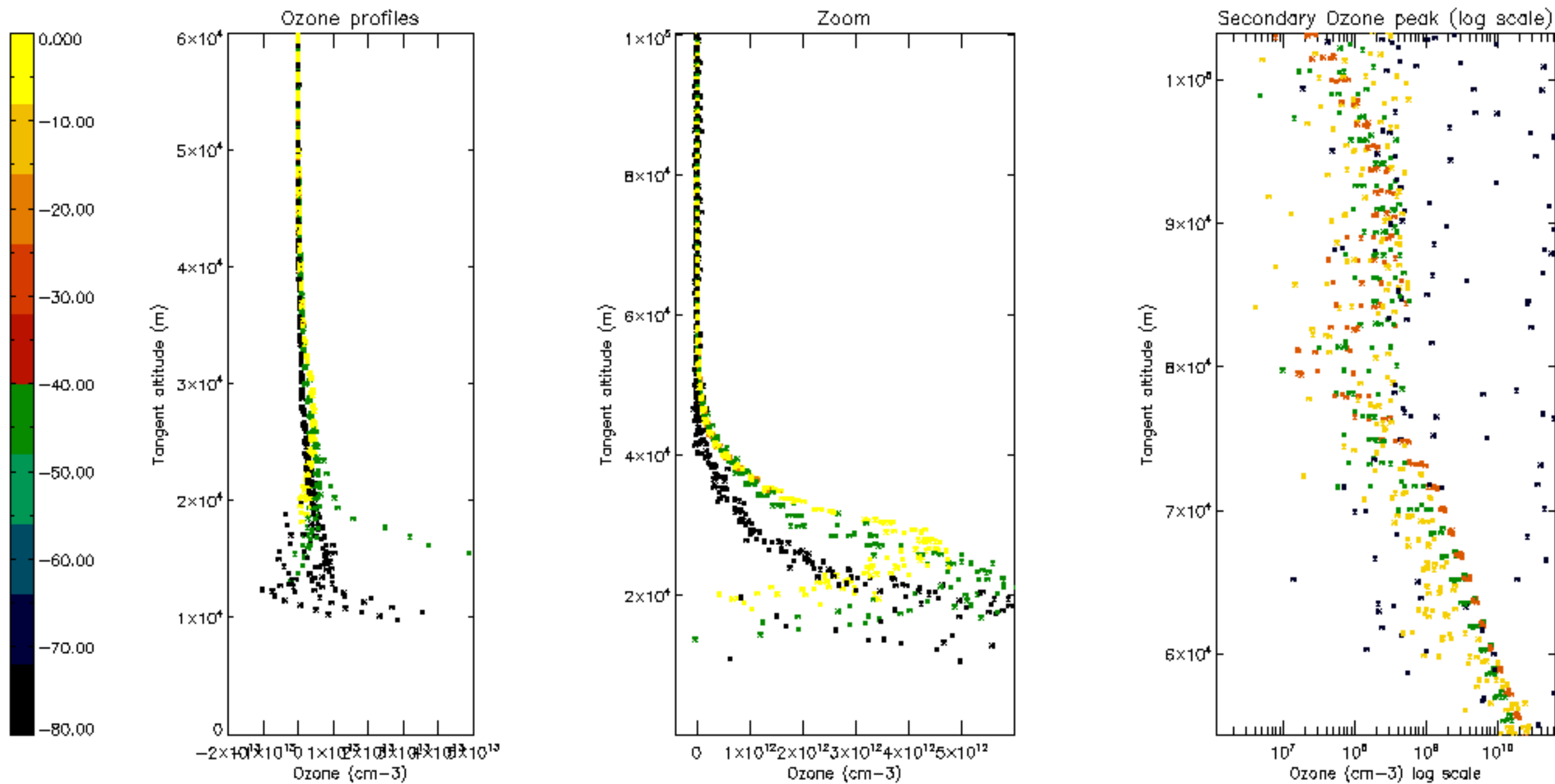


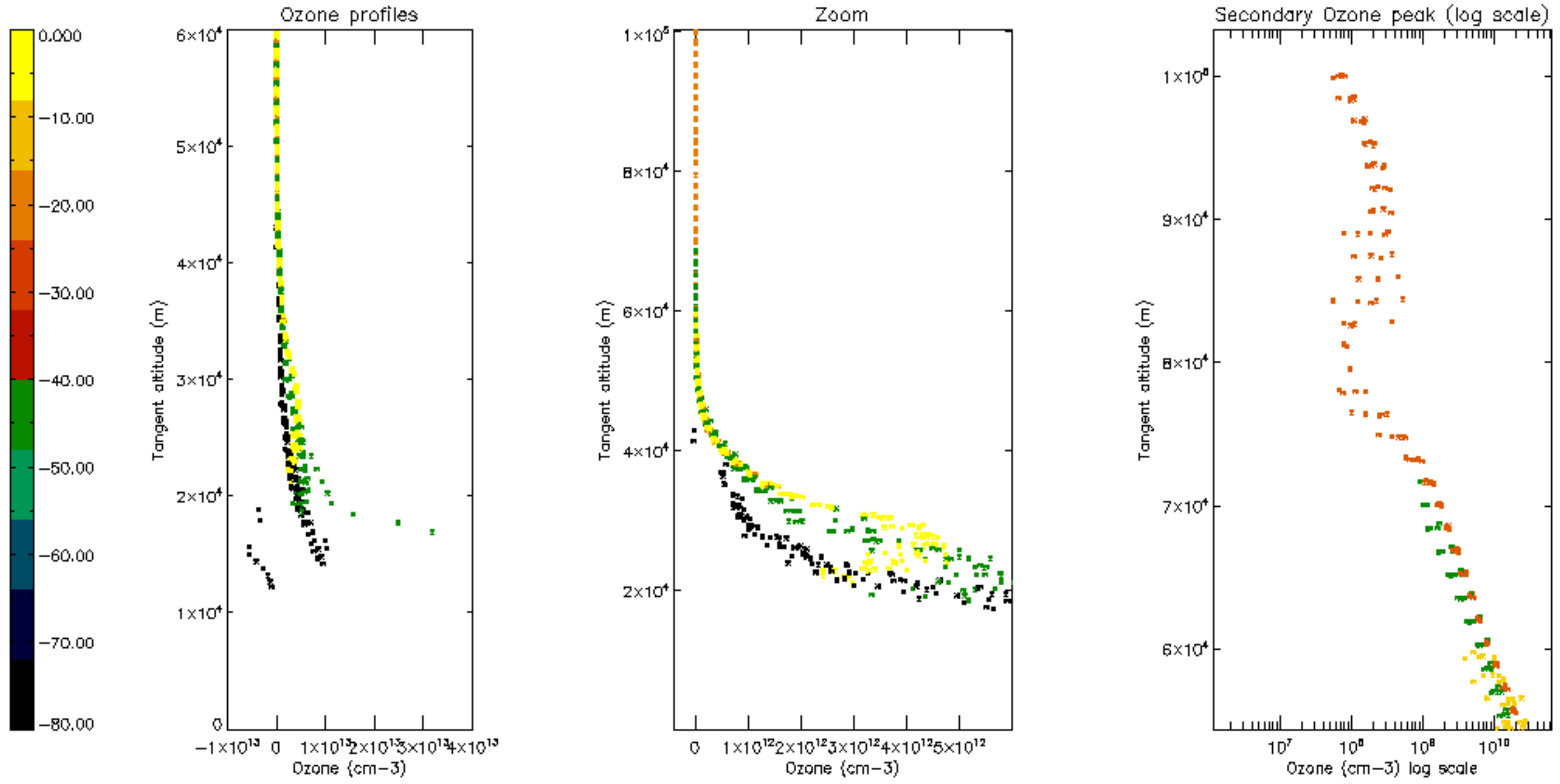
Percentage of star falling outside central band per profile

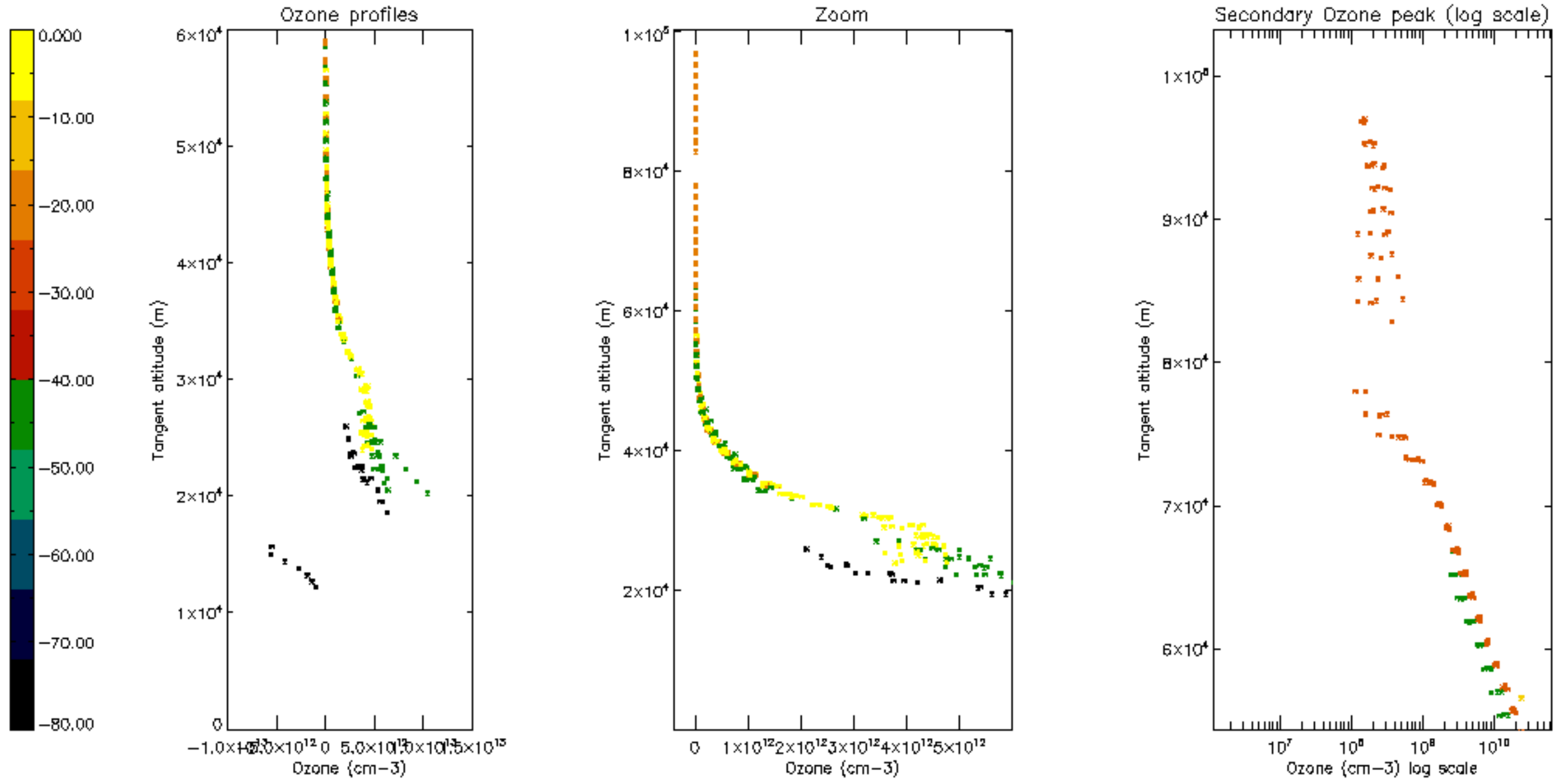


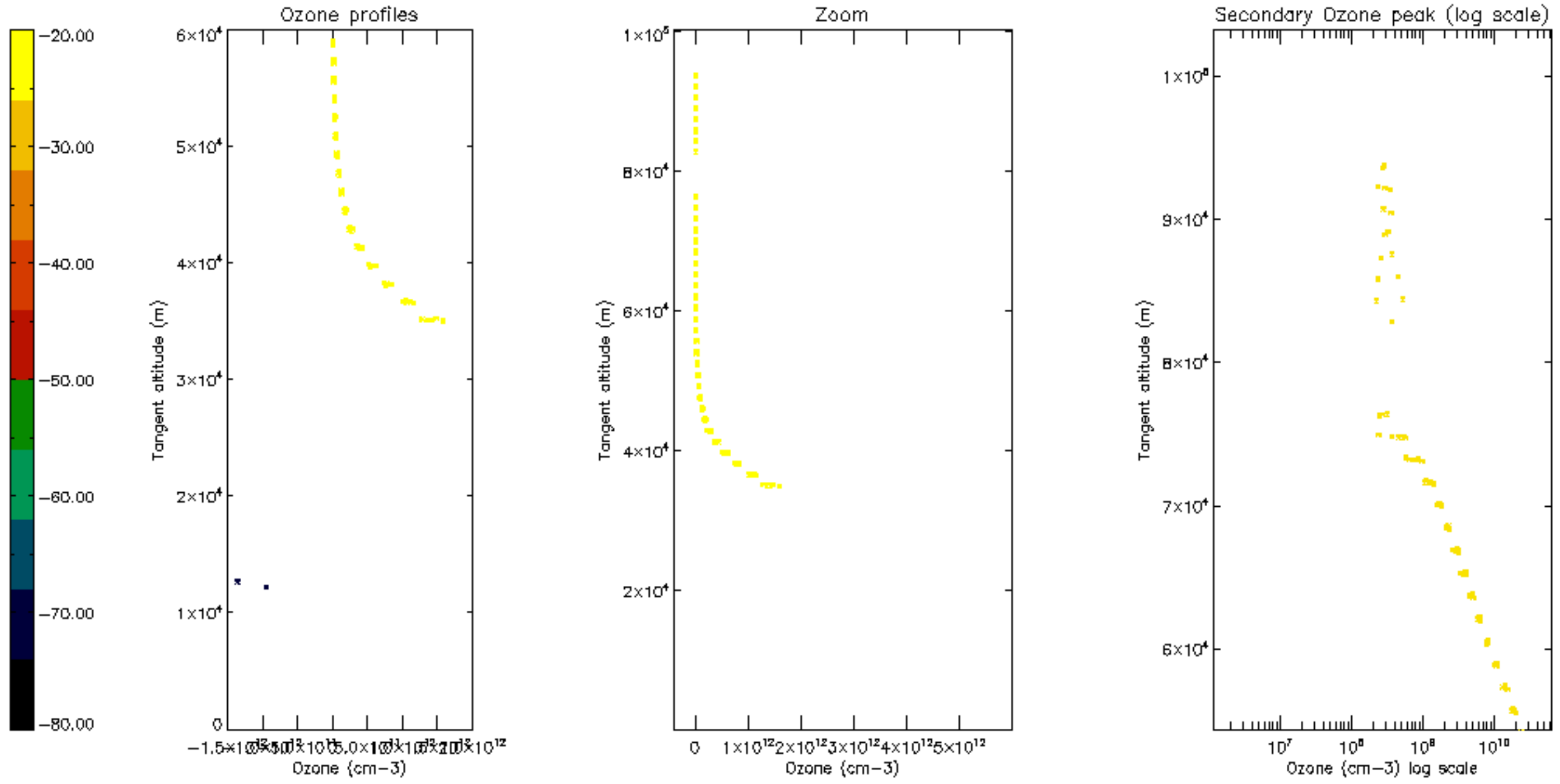
Percentage of saturation errors per profile

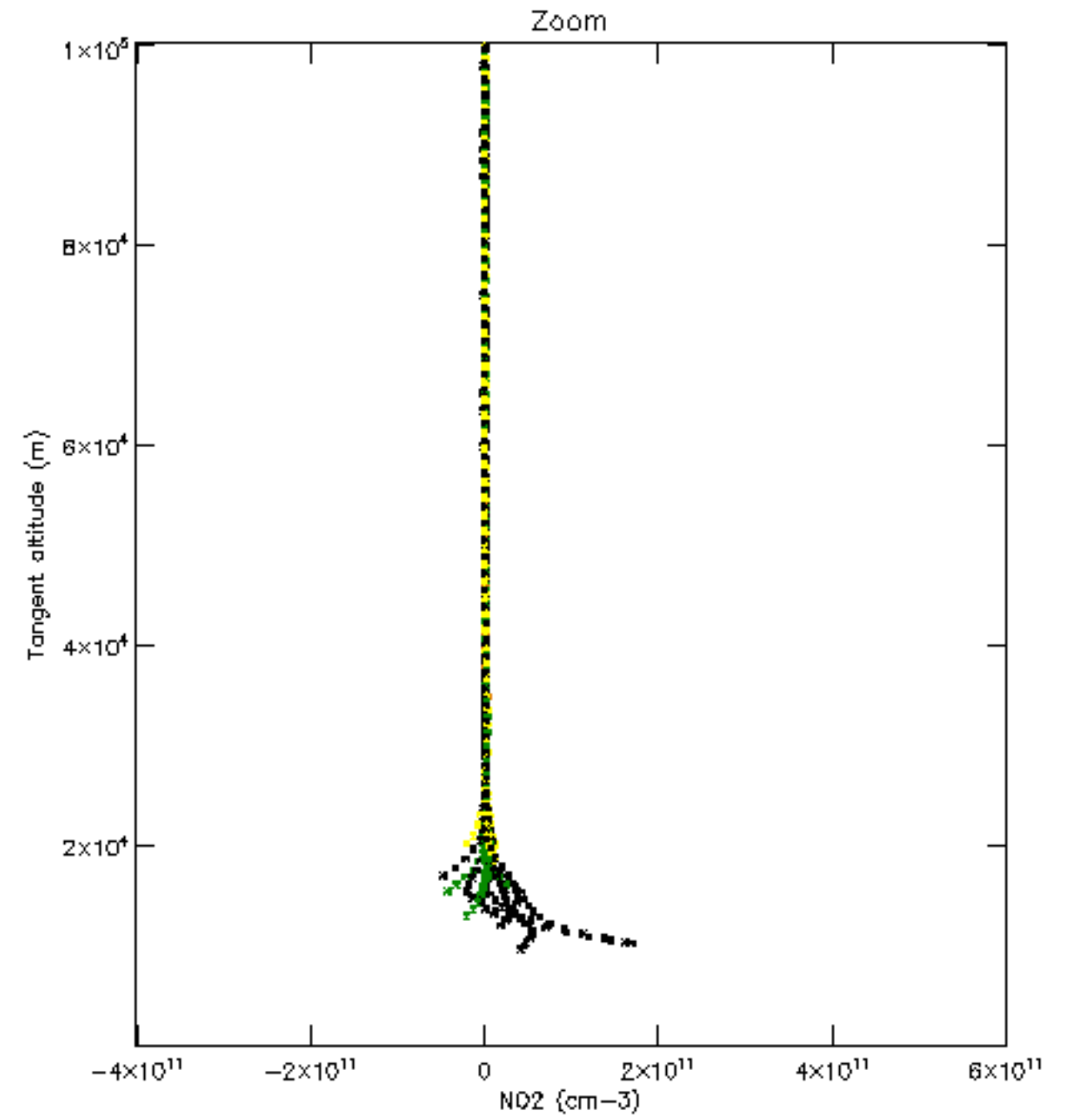
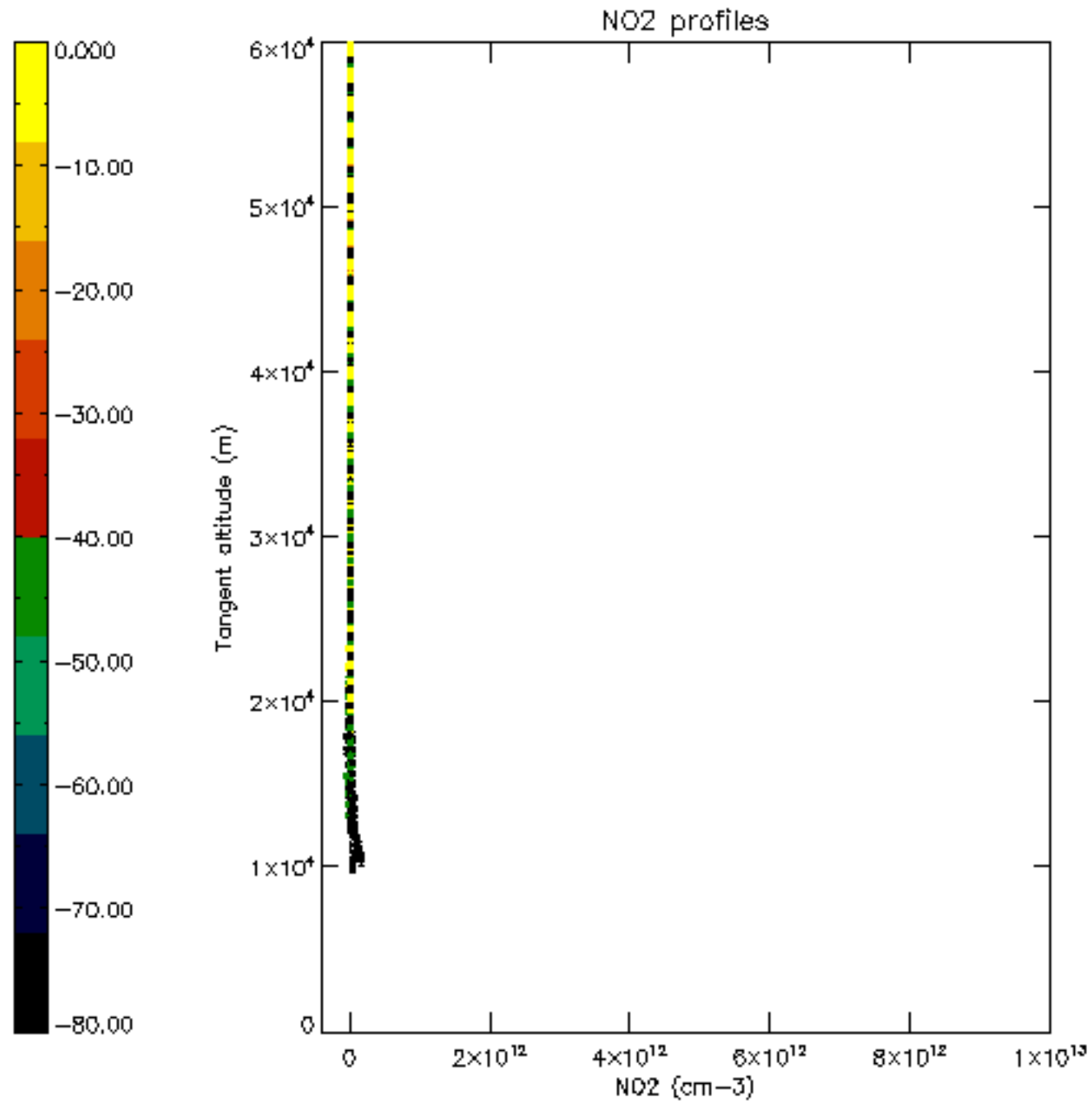


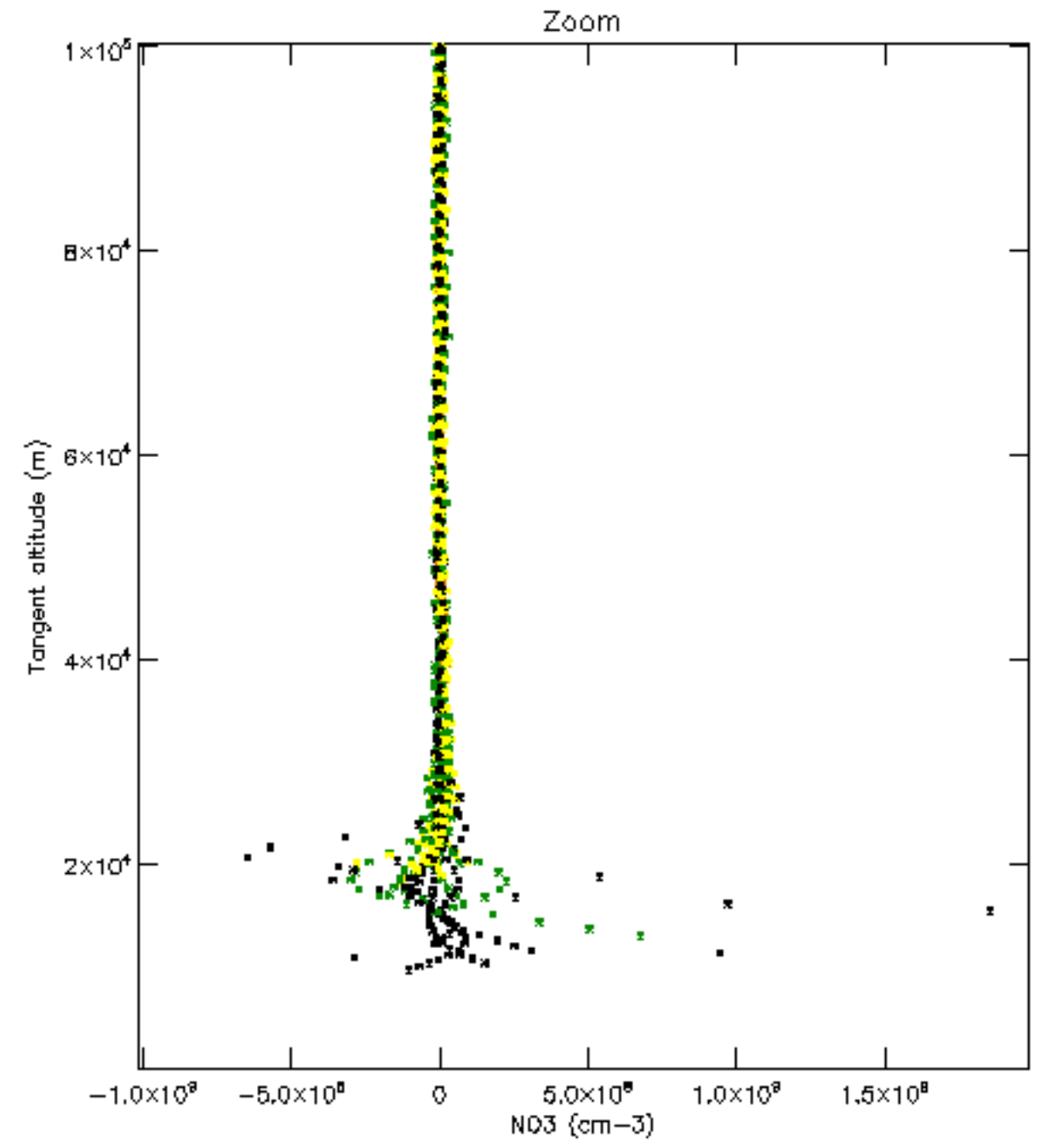
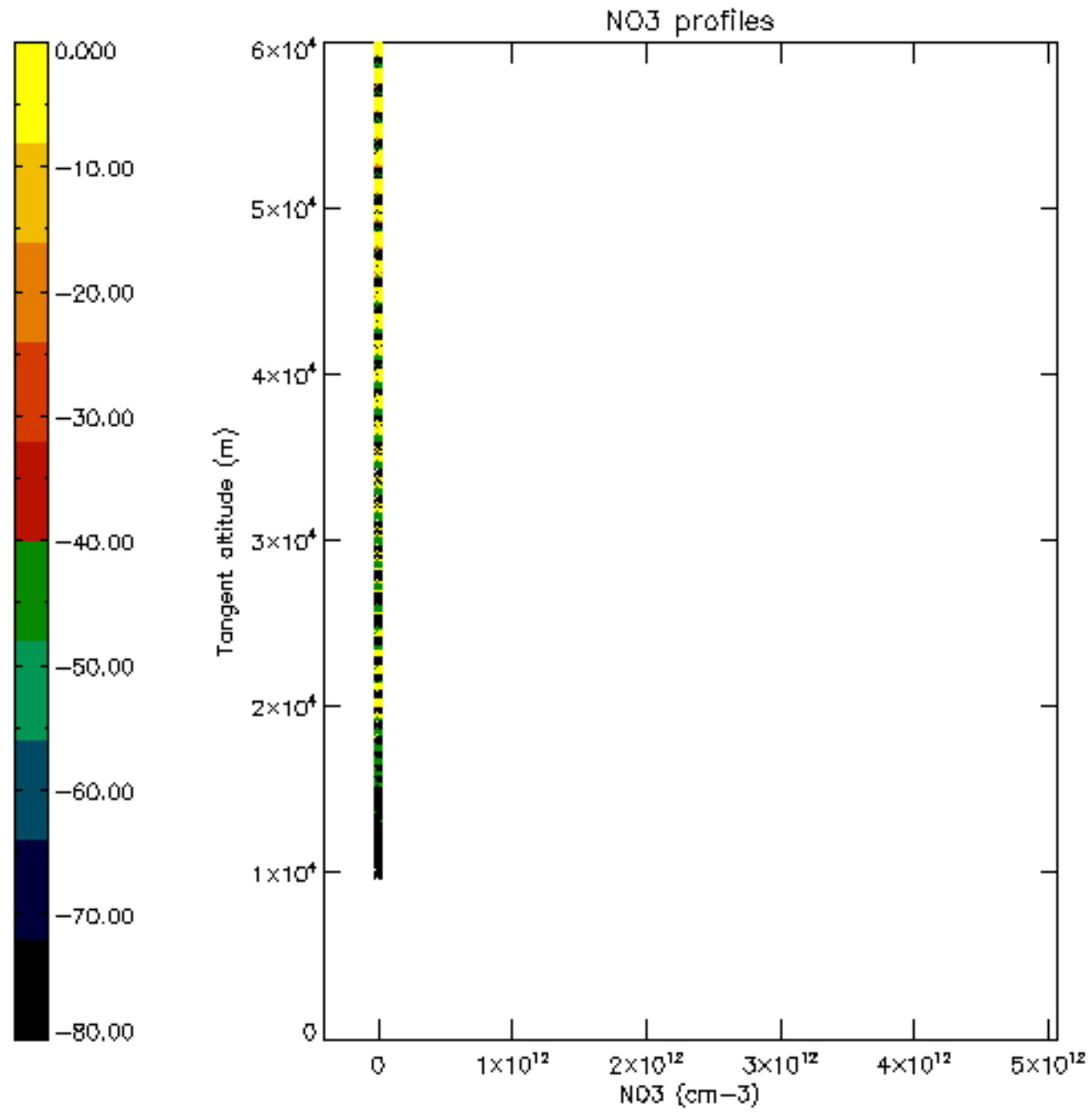


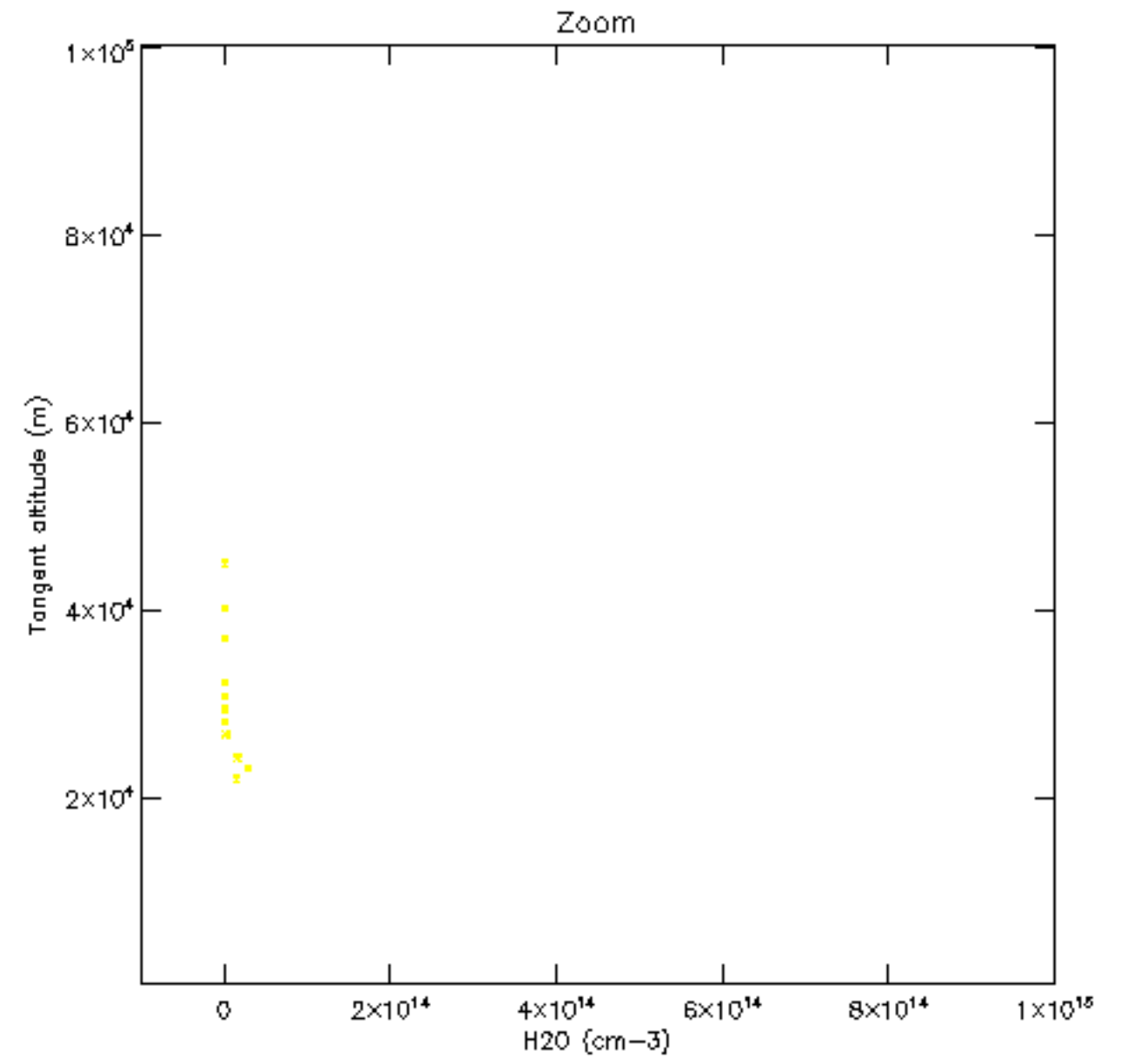
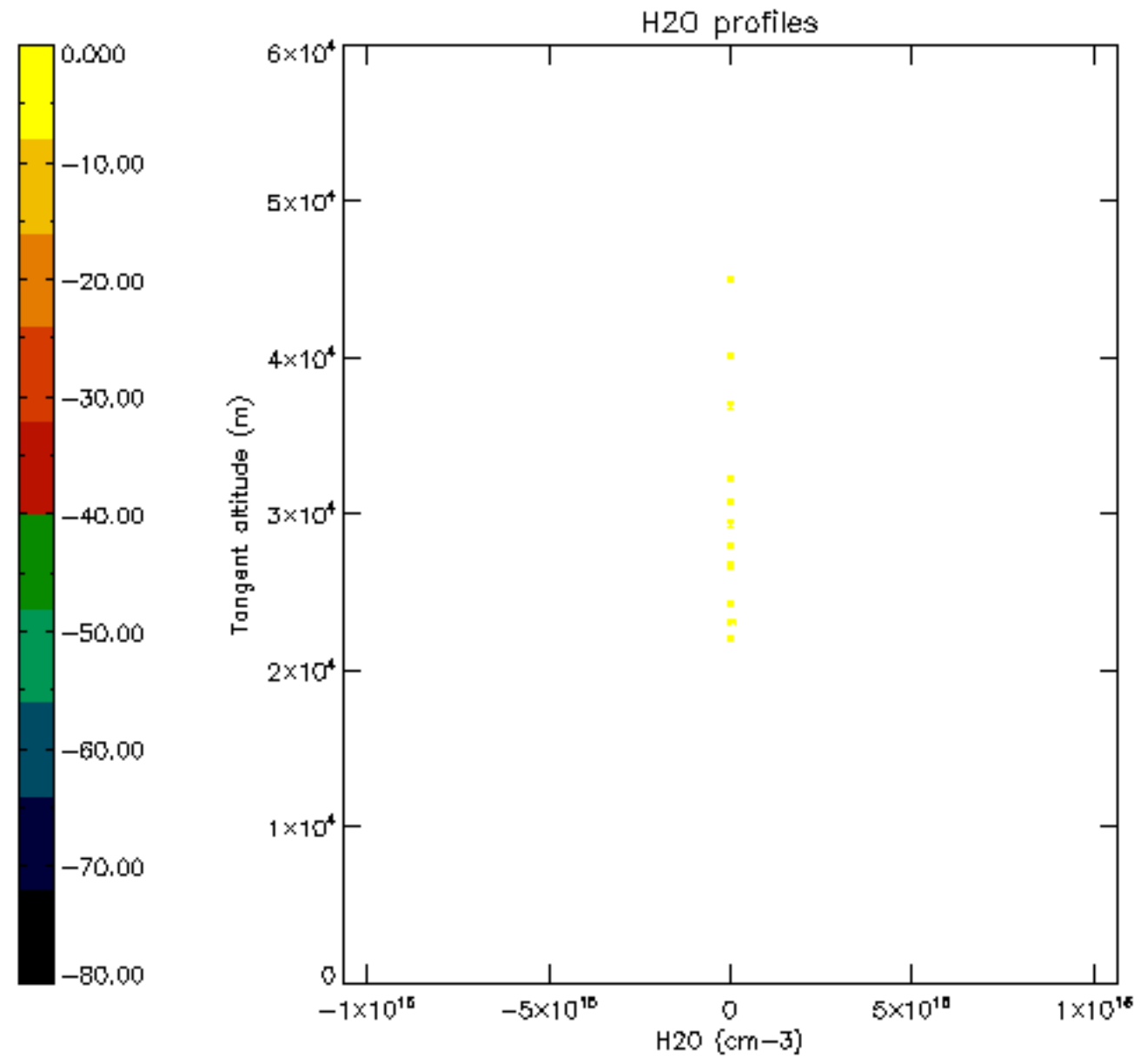


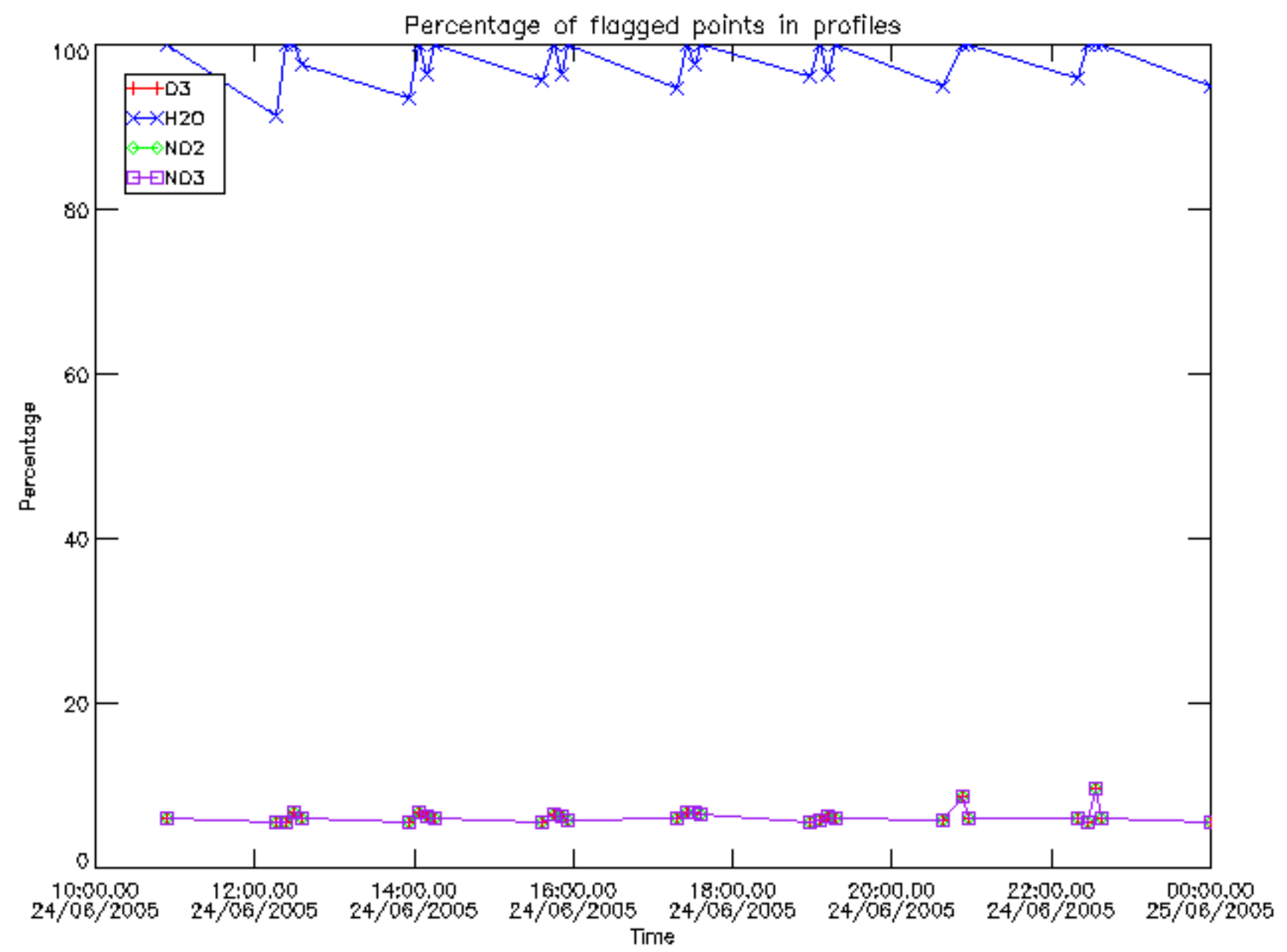




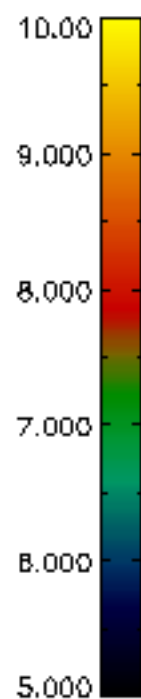
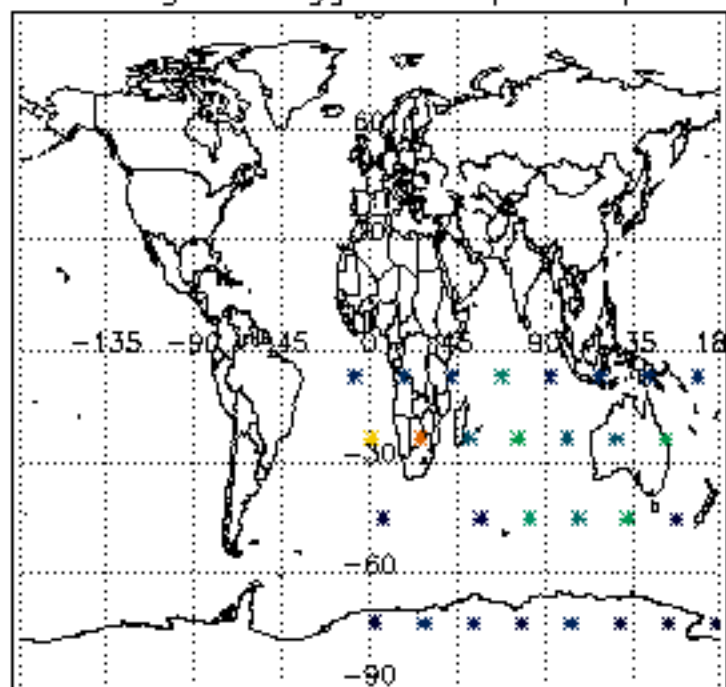




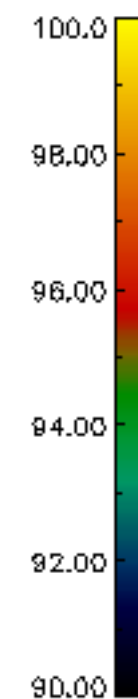
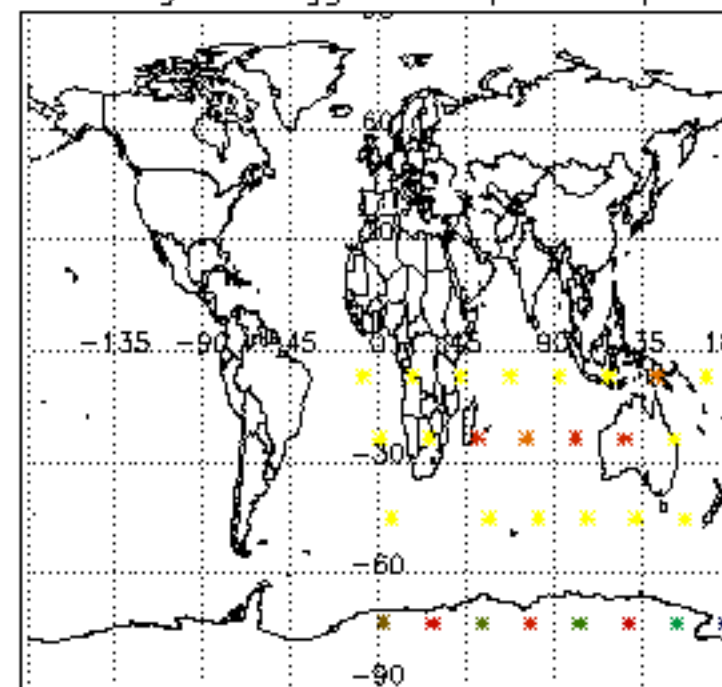




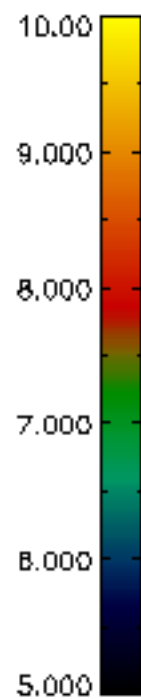
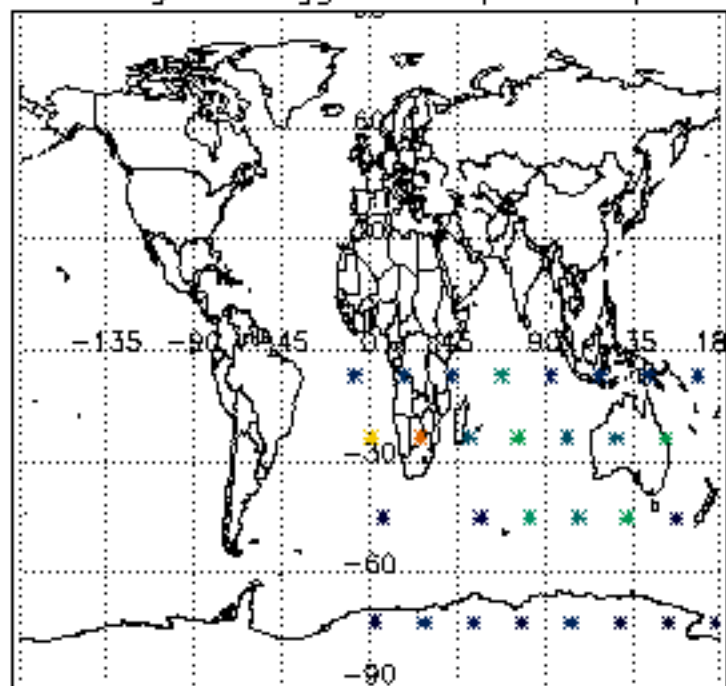
Percentage of flagged data per D3 profile



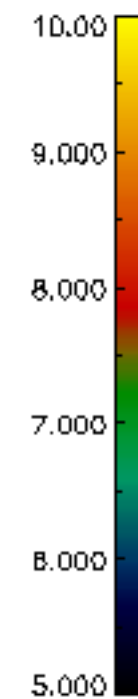
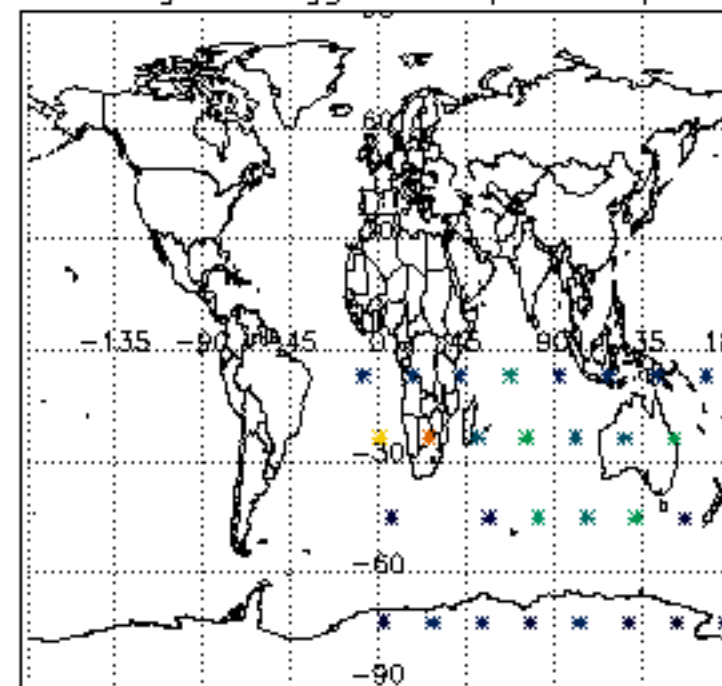
Percentage of flagged data per H2O profile

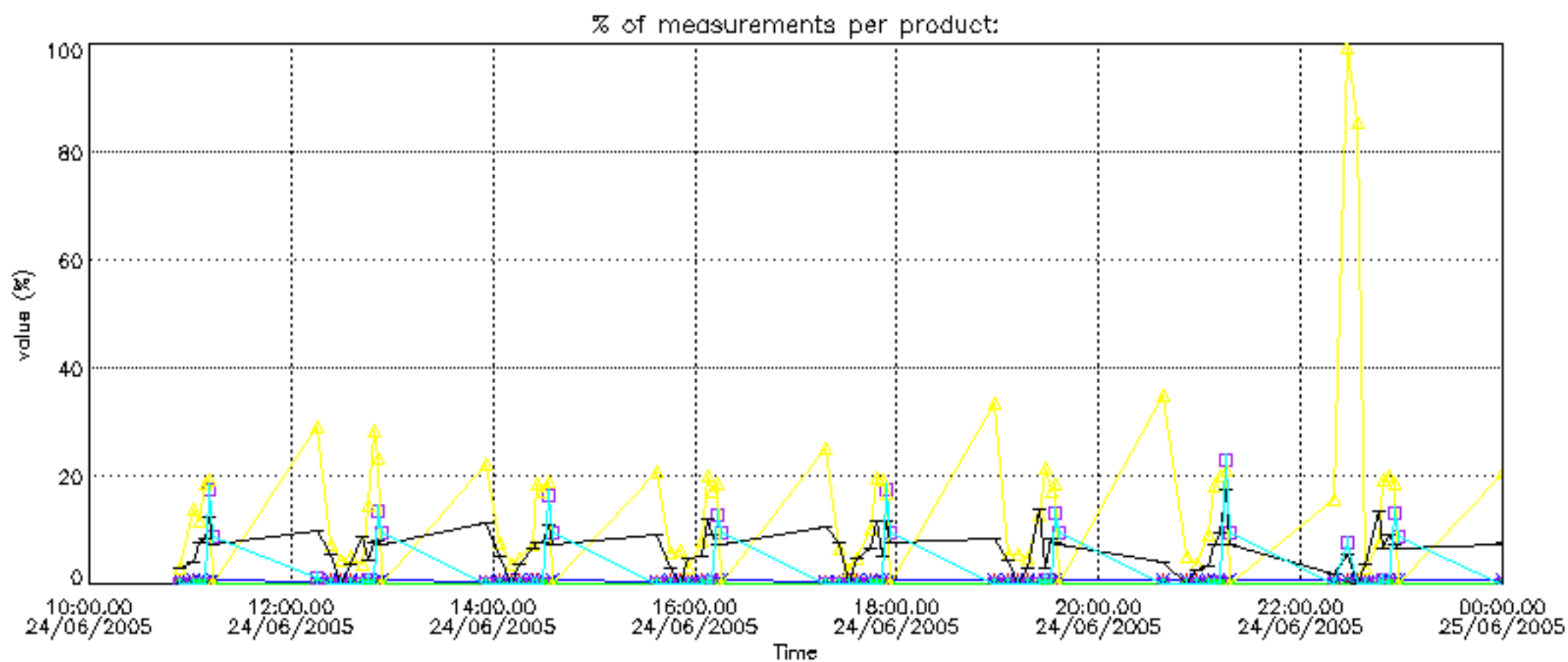
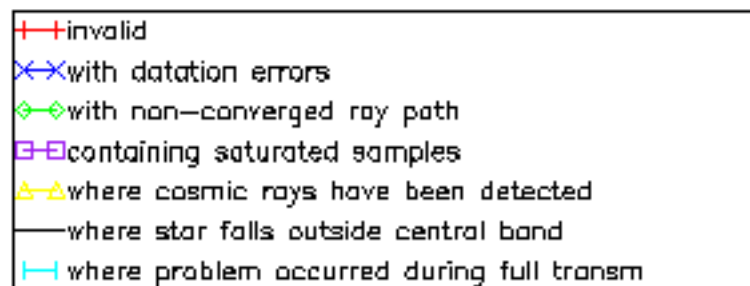


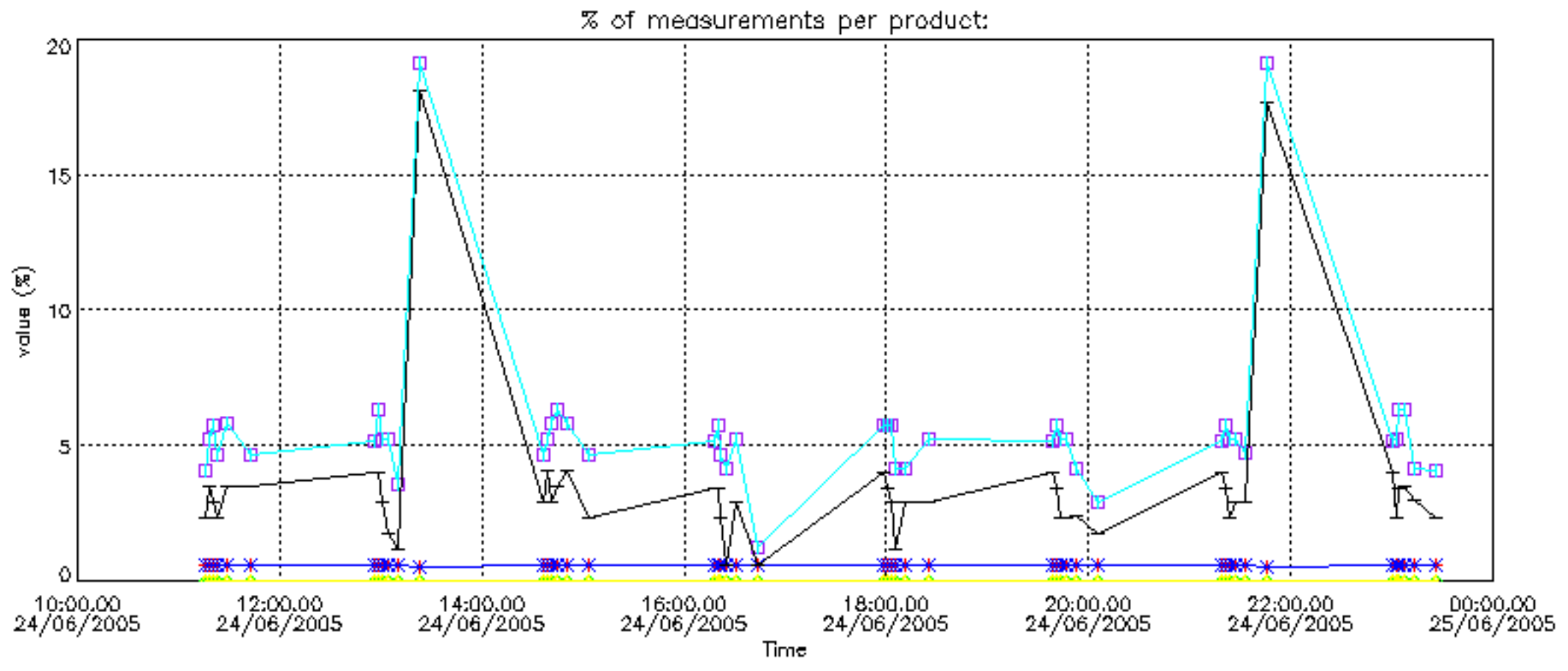
Percentage of flagged data per NO2 profile



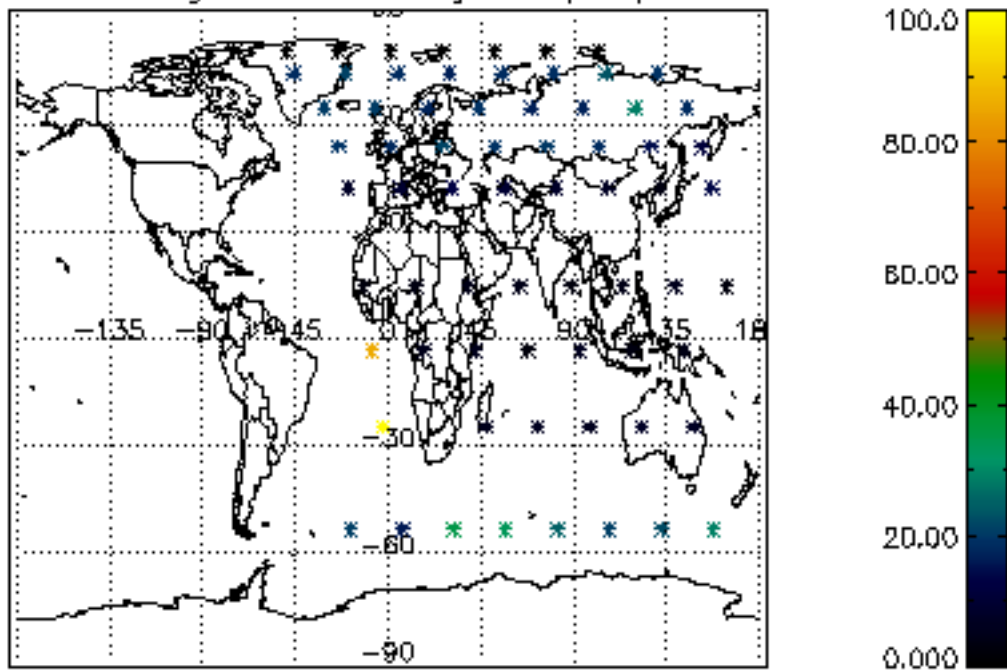
Percentage of flagged data per NO3 profile



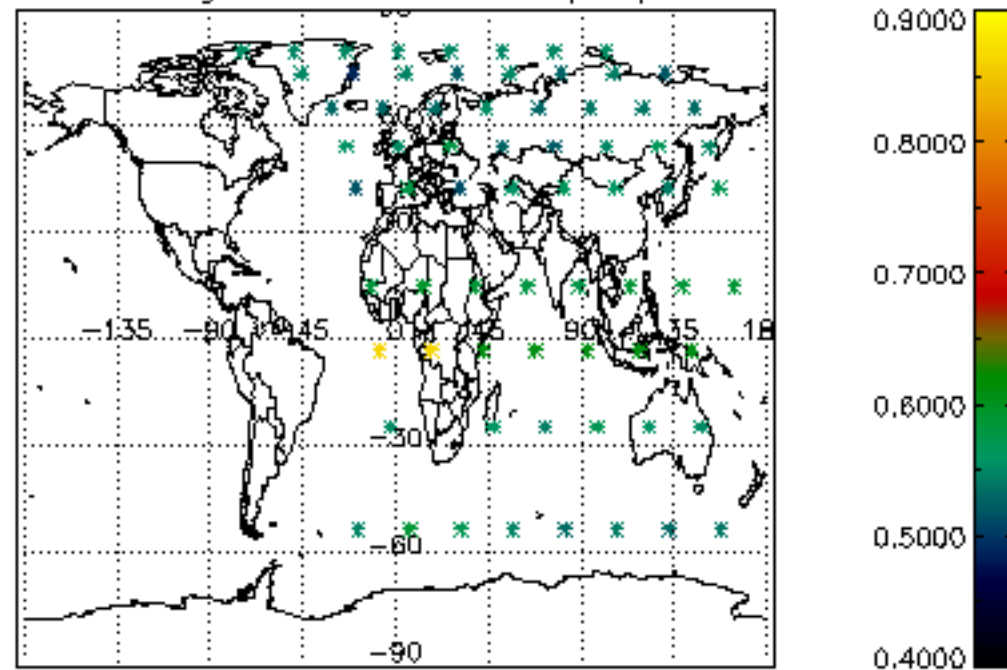




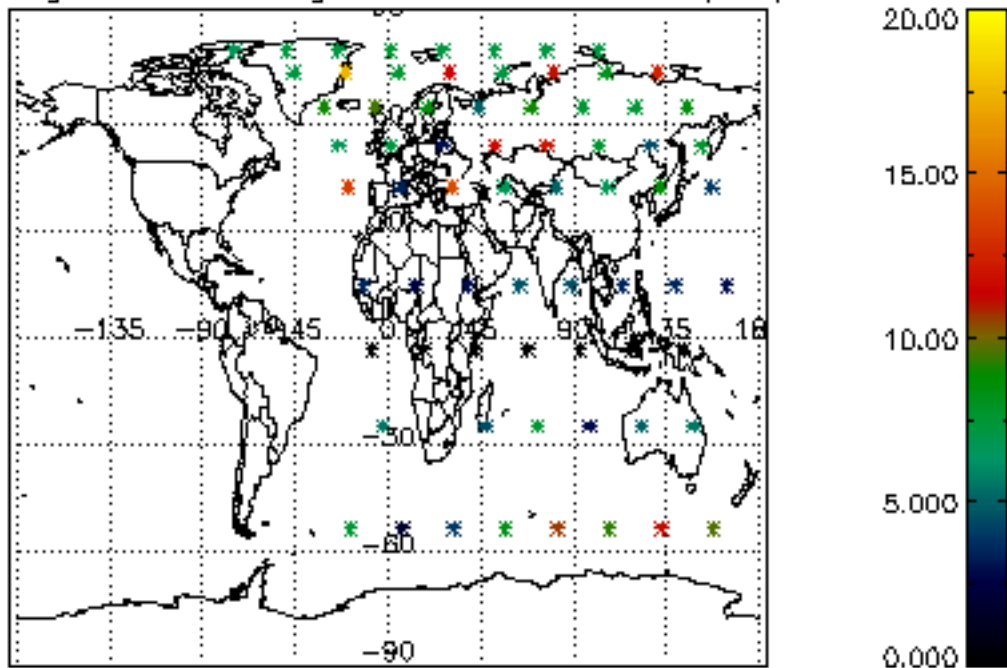
Percentage of cosmic ray hits per profile



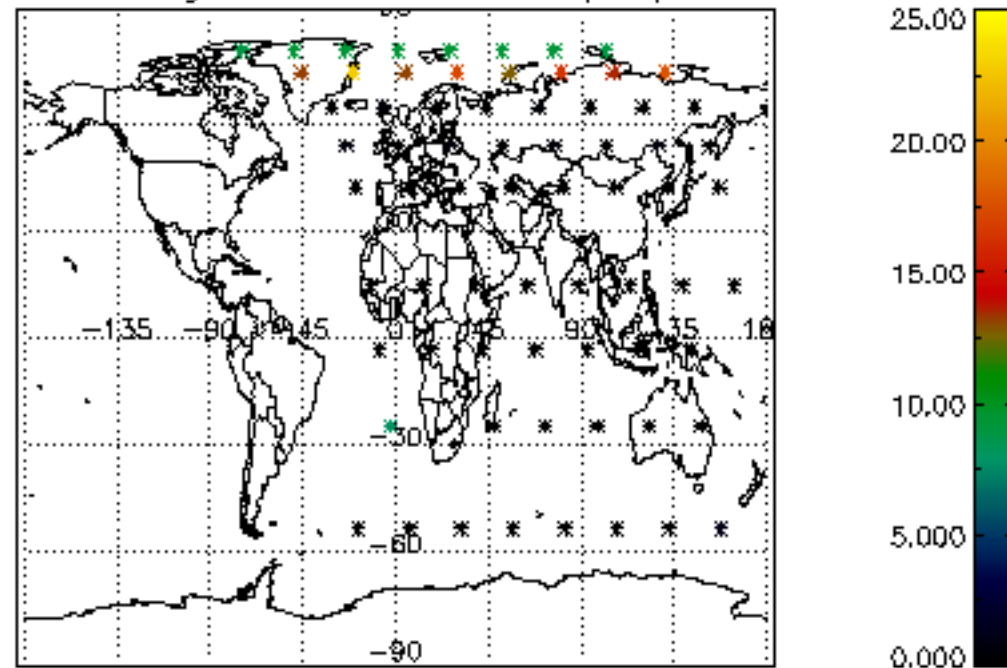
Percentage of datation errors per profile



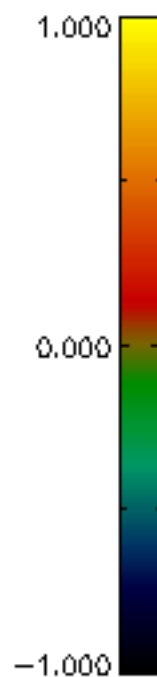
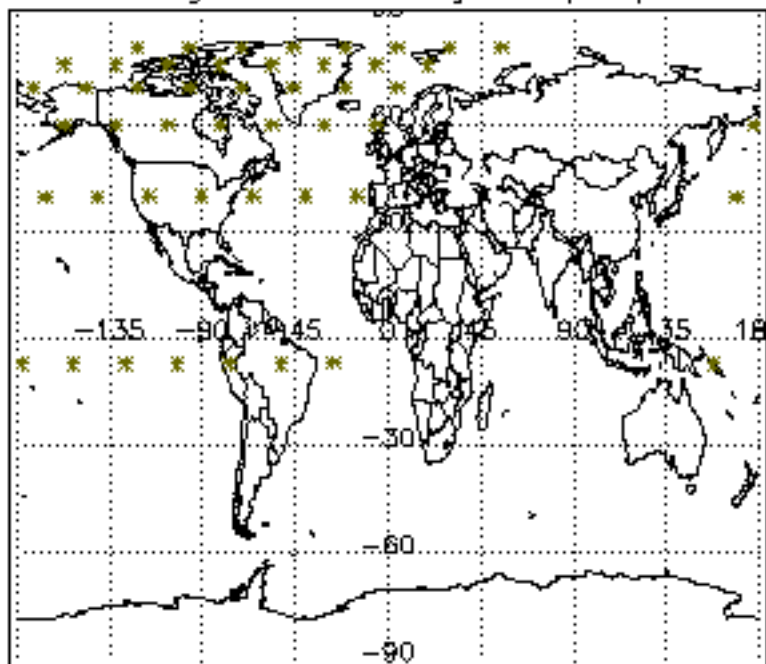
Percentage of star falling outside central band per profile



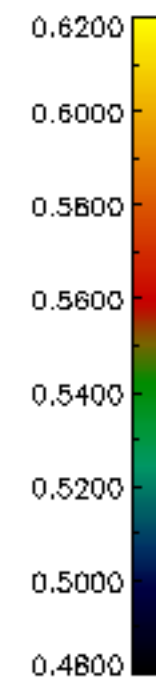
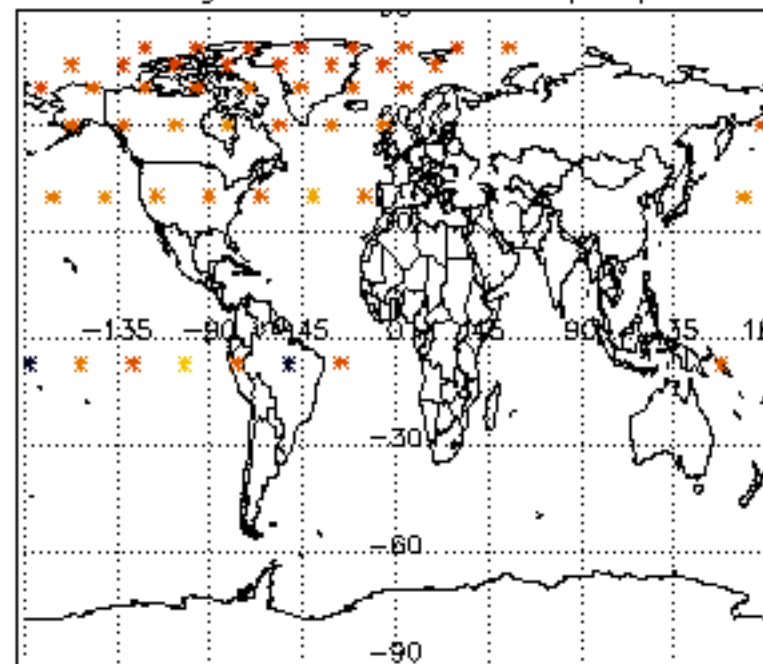
Percentage of saturation errors per profile



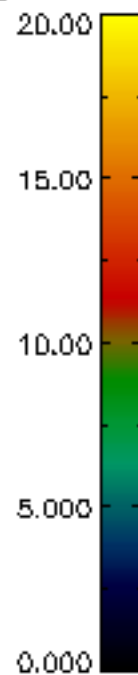
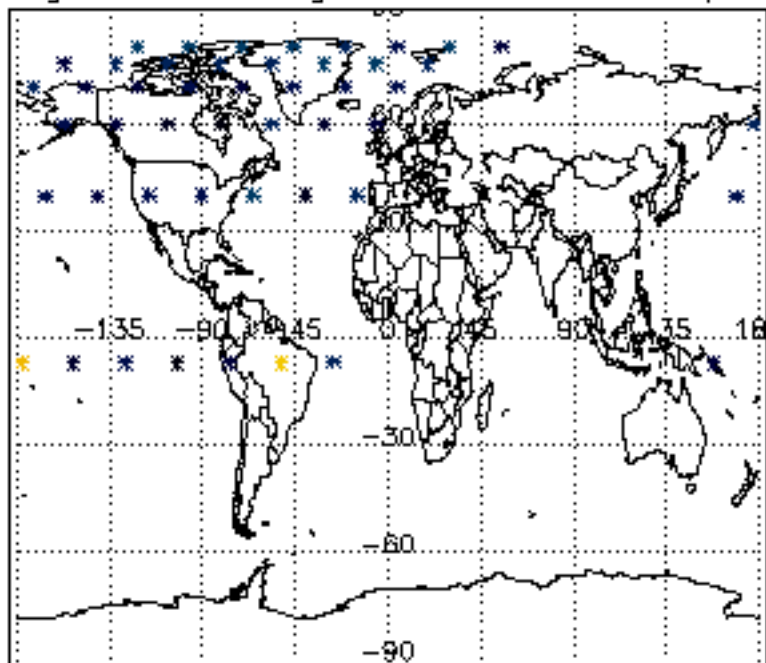
Percentage of cosmic ray hits per profile



Percentage of datation errors per profile



Percentage of star falling outside central band per profile



Percentage of saturation errors per profile

