

# GOMOS Level 2 Daily Report

## SUMMARY

### [1. General Info](#)

### [2. Summary of processed GOM\\_NL\\_2P products](#)

### [3. Level 2 Quality information per product](#)

#### [3.1 Plot of level 2 quality information per product \(time dependant\)](#)

#### [3.2 Plot of level 2 quality information per product \(world map\)](#)

### [4. Level 1 Quality information per product \(stored on level 2 products\)](#)

#### [4.1 Plot of level 1 quality information per product \(time dependant\)](#)

##### [4.1.1 Plot of level 1 quality information per product \(time dependant\): ASCENDING](#)

##### [4.1.2 Plot of level 1 quality information per product \(time dependant\): DESCENDING](#)

#### [4.2 Plot of level 1 quality information per product \(world map\)](#)

##### [4.2.1 Plot of level 1 quality information per product \(world map\): ASCENDING](#)

##### [4.2.2 Plot of level 1 quality information per product \(world map\): DESCENDING](#)

### [5. Ozone profiles based on quality statistics and other trace gas profiles](#)

#### [5.1 Ozone statistics based on quality of products](#)

#### [5.2 Plot ozone profiles for all STD \(dark without errors\)](#)

#### [5.3 Plot ozone profiles where STD < 20% \(dark without errors\)](#)

#### [5.4. Plot ozone profiles where STD < 10% \(dark without errors\)](#)

#### [5.5. Plot ozone profiles where STD < 5% \(dark without errors\)](#)

#### [5.6 Plot NO2 profiles for all STD \(dark without errors\)](#)

#### [5.7 Plot NO3 profiles for all STD \(dark without errors\)](#)

#### [5.8 Plot H2O profiles \(only for occultations of stars 1,2,3,4,13,14,16,26,63 dark without errors\) for all STD](#)

### [6. Auxiliary Data Files used for the production reported in section 2](#)

This report presents the daily analysis on parameters extracted from GOMOS level 2 data (GOM\_NL\_\_2P). It is intended to monitor some important parameters that will impact the quality of these products. A list of level 2 products (and content) that have arrived during the reporting day to the PCF is also given.

Item	Value
Time of report generation	18APR2013 09:49:46
Data source version	GOMOS/6.01
Start time of products	22-06-2005 (22JUN2005 00:00:00)
Stop time of products	23-06-2005 (23JUN2005 00:00:00)
Store outputs in DB	Yes
Nb of level 2 prods	127
Nb of prods with errors	0

## 2. Summary of processed GOM\_NL\_\_2P products.

Nr	Filename	UTC Start time	Limb	Duration	Star Id	Star Name	Star Mag	Star Temp	Nb Meas	Orbit	Prod. error
1	GOM_NL__2PRFIN20050622_090210_00000872038_00222_17310_4800.N1	22-JUN-2005 09:02:10	Bright	87.000	120	1Del Oph	2.7340	3200.0	174	17310	No
2	GOM_NL__2PRFIN20050622_090518_00000882038_00222_17310_4801.N1	22-JUN-2005 09:05:18	Bright	87.500	102	24Alp Ser	2.6000	4250.0	175	17310	No
3	GOM_NL__2PRFIN20050622_091100_00000852038_00222_17310_4802.N1	22-JUN-2005 09:11:00	Bright	85.000	67	5Alp CrB	2.2210	11000.	170	17310	No
4	GOM_NL__2PRFIN20050622_091515_00000412038_00222_17310_4803.N1	22-JUN-2005 09:15:15	Straylight	41.000	180	27Gam Boo	3.0400	8000.0	82	17310	No
5	GOM_NL__2PRFIN20050622_092411_00000842038_00222_17310_4804.N1	22-JUN-2005 09:24:11	Bright	84.000	60	7Bet UMi	2.0810	3950.0	168	17310	No
6	GOM_NL__2PRFIN20050622_095730_00000872038_00222_17310_4805.N1	22-JUN-2005 09:57:30	Dark	86.500	165	34Gam Eri	2.9500	3200.0	173	17310	No
7	GOM_NL__2PRFIN20050622_100535_00000882038_00222_17310_4806.N1	22-JUN-2005 10:05:35	Dark	88.000	157	The1Eri	2.9060	9300.0	176	17310	No
8	GOM_NL__2PRFIN20050622_101132_00000942038_00222_17310_4807.N1	22-JUN-2005 10:11:32	Dark	93.500	9	Alp Eri	0.45300	24000.	187	17310	No
9	GOM_NL__2PRFIN20050622_101641_00000872038_00223_17311_4679.N1	22-JUN-2005 10:16:41	Dark	87.000	135	Bet Hyi	2.8200	5800.0	174	17311	No
10	GOM_NL__2PRFIN20050622_102429_00000992038_00223_17311_4680.N1	22-JUN-2005 10:24:29	Straylight	98.500	43	Alp TrA	1.9100	4250.0	197	17311	No
11	GOM_NL__2PRFIN20050622_102742_00000902038_00223_17311_4681.N1	22-JUN-2005 10:27:42	Straylight	89.500	141	Bet Ara	2.8400	4600.0	179	17311	No
12	GOM_NL__2PRFIN20050622_103355_00000952038_00223_17311_4682.N1	22-JUN-2005 10:33:55	Bright	95.000	75	26Eps Sco	2.2910	4250.0	190	17311	No
13	GOM_NL__2PRFIN20050622_103619_00000922038_00223_17311_4683.N1	22-JUN-2005 10:36:19	Bright	91.500	16	21Alp Sco	1.0200	3000.0	183	17311	No
14	GOM_NL__2PRFIN20050622_103824_00000872038_00223_17311_4684.N1	22-JUN-2005 10:38:24	Bright	87.000	97	8Bet1Sco	2.5610	30000.	174	17311	No
15	GOM_NL__2PRFIN20050622_104039_00000862038_00223_17311_4685.N1	22-JUN-2005 10:40:39	Bright	85.500	98	13Zet Oph	2.5710	30000.	171	17311	No
16	GOM_NL__2PRFIN20050622_104246_00000872038_00223_17311_4686.N1	22-JUN-2005 10:42:46	Bright	86.500	120	1Del Oph	2.7340	3200.0	173	17311	No
17	GOM_NL__2PRFIN20050622_104554_00000872038_00223_17311_4687.N1	22-JUN-2005 10:45:54	Bright	86.500	102	24Alp Ser	2.6000	4250.0	173	17311	No
18	GOM_NL__2PRFIN20050622_105136_00000852038_00223_17311_4688.N1	22-JUN-2005 10:51:36	Bright	85.000	67	5Alp CrB	2.2210	11000.	170	17311	No
19	GOM_NL__2PRFIN20050622_105551_00000412038_00223_17311_4689.N1	22-JUN-2005 10:55:51	Straylight	41.000	180	27Gam Boo	3.0400	8000.0	82	17311	No
20	GOM_NL__2PRFIN20050622_110448_00000892038_00223_17311_4690.N1	22-JUN-2005 11:04:48	Bright	89.000	60	7Bet UMi	2.0810	3950.0	178	17311	No
21	GOM_NL__2PRFIN20050622_113806_00000892038_00223_17311_4691.N1	22-JUN-2005 11:38:06	Dark	89.000	165	34Gam Eri	2.9500	3200.0	178	17311	No
22	GOM_NL__2PRFIN20050622_114611_00000882038_00223_17311_4692.N1	22-JUN-2005 11:46:11	Dark	88.000	157	The1Eri	2.9060	9300.0	176	17311	No
23	GOM_NL__2PRFIN20050622_115208_00000962038_00223_17311_4693.N1	22-JUN-2005 11:52:08	Dark	96.000	9	Alp Eri	0.45300	24000.	192	17311	No
24	GOM_NL__2PRFIN20050622_115717_00000862038_00224_17312_4679.N1	22-JUN-2005 11:57:17	Dark	85.500	135	Bet Hyi	2.8200	5800.0	171	17312	No
25	GOM_NL__2PRFIN20050622_120505_00000932038_00224_17312_4680.N1	22-JUN-2005 12:05:05	Straylight	93.000	43	Alp TrA	1.9100	4250.0	186	17312	No
26	GOM_NL__2PRFIN20050622_120818_00000882038_00224_17312_4681.N1	22-JUN-2005 12:08:18	Straylight	87.500	141	Bet Ara	2.8400	4600.0	175	17312	No
27	GOM_NL__2PRFIN20050622_121431_00000942038_00224_17312_4682.N1	22-JUN-2005 12:14:31	Bright	94.000	75	26Eps Sco	2.2910	4250.0	188	17312	No
28	GOM_NL__2PRFIN20050622_121655_00000922038_00224_17312_4683.N1	22-JUN-2005 12:16:55	Bright	91.500	16	21Alp Sco	1.0200	3000.0	183	17312	No
29	GOM_NL__2PRFIN20050622_121900_00000872038_00224_17312_4684.N1	22-JUN-2005 12:19:00	Bright	86.500	97	8Bet1Sco	2.5610	30000.	173	17312	No
30	GOM_NL__2PRFIN20050622_122115_00000882038_00224_17312_4685.N1	22-JUN-2005 12:21:15	Bright	87.500	98	13Zet Oph	2.5710	30000.	175	17312	No
31	GOM_NL__2PRFIN20050622_122322_00000862038_00224_17312_4686.N1	22-JUN-2005 12:23:22	Bright	86.000	120	1Del Oph	2.7340	3200.0	172	17312	No
32	GOM_NL__2PRFIN20050622_122630_00000852038_00224_17312_4687.N1	22-JUN-2005 12:26:30	Bright	85.000	102	24Alp Ser	2.6000	4250.0	170	17312	No
33	GOM_NL__2PRFIN20050622_123212_00000842038_00224_17312_4688.N1	22-JUN-2005 12:32:12	Bright	83.500	67	5Alp CrB	2.2210	11000.	167	17312	No
34	GOM_NL__2PRFIN20050622_123627_00000412038_00224_17312_4689.N1	22-JUN-2005 12:36:27	Straylight	41.000	180	27Gam Boo	3.0400	8000.0	82	17312	No
35	GOM_NL__2PRFIN20050622_124524_00000842038_00224_17312_4690.N1	22-JUN-2005 12:45:24	Bright	83.500	60	7Bet UMi	2.0810	3950.0	167	17312	No
36	GOM_NL__2PRFIN20050622_131842_00000932038_00224_17312_4691.N1	22-JUN-2005 13:18:42	Dark	92.500	165	34Gam Eri	2.9500	3200.0	185	17312	No
37	GOM_NL__2PRFIN20050622_132647_00000902038_00224_17312_4692.N1	22-JUN-2005 13:26:47	Dark	89.500	157	The1Eri	2.9060	9300.0	179	17312	No
38	GOM_NL__2PRFIN20050622_133244_00000972038_00224_17312_4693.N1	22-JUN-2005 13:32:44	Dark	97.000	9	Alp Eri	0.45300	24000.	194	17312	No
39	GOM_NL__2PRFIN20050622_133754_00000872038_00225_17313_4679.N1	22-JUN-2005 13:37:54	Dark	86.500	135	Bet Hyi	2.8200	5800.0	173	17313	No
40	GOM_NL__2PRFIN20050622_134541_00000892038_00225_17313_4680.N1	22-JUN-2005 13:45:41	Straylight	89.000	43	Alp TrA	1.9100	4250.0	178	17313	No
41	GOM_NL__2PRFIN20050622_134855_00000902038_00225_17313_4681.N1	22-JUN-2005 13:48:55	Straylight	89.500	141	Bet Ara	2.8400	4600.0	179	17313	No
42	GOM_NL__2PRFIN20050622_135507_00000902038_00225_17313_4682.N1	22-JUN-2005 13:55:07	Bright	90.000	75	26Eps Sco	2.2910	4250.0	180	17313	No

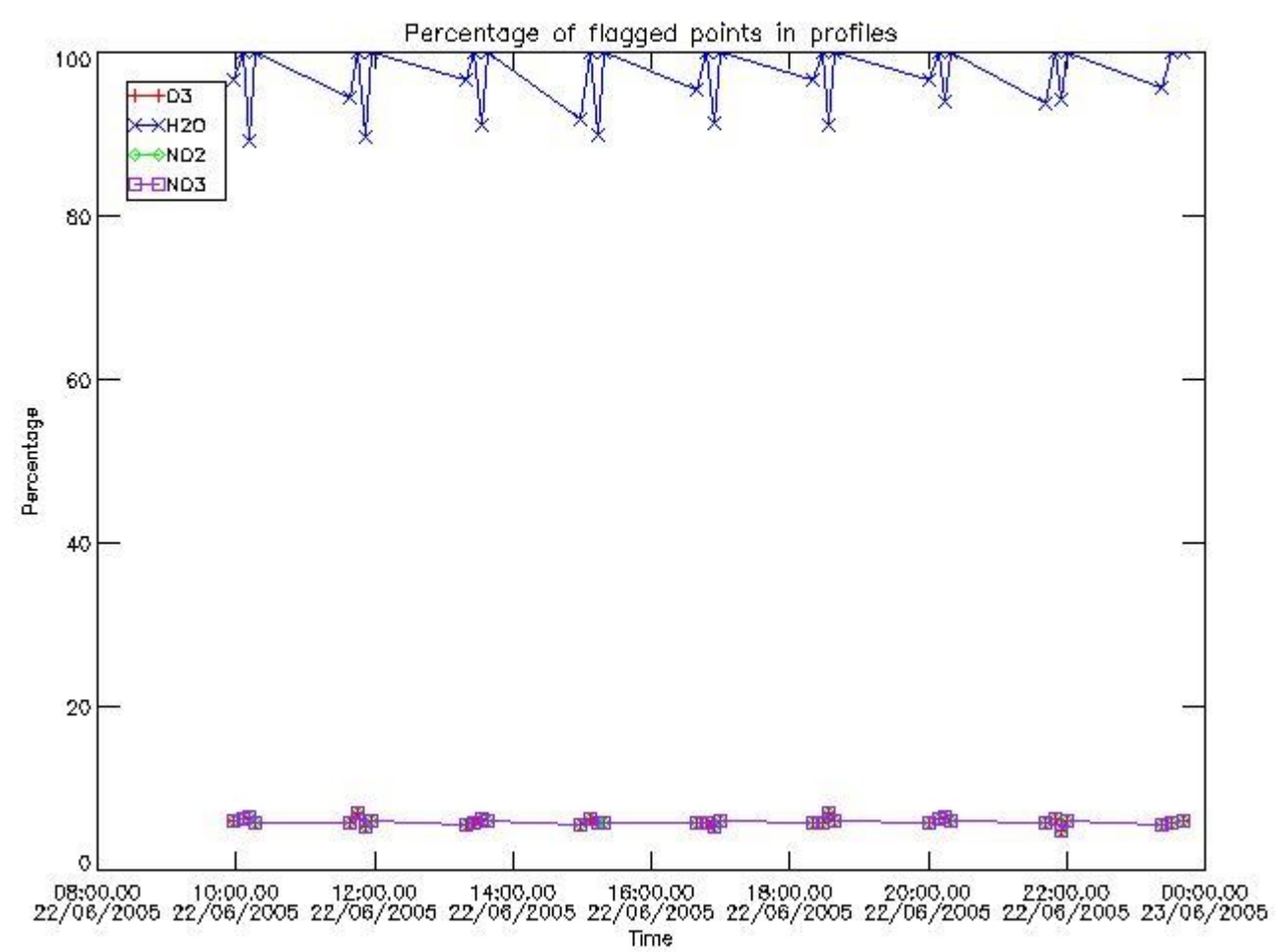
43	GOM_NL__2PRFIN20050622_135731_00000922038_00225_17313_4683.N1	22-JUN-2005 13:57:31	Bright	91.500	16	21Alp Sco	1.0200	3000.0	183	17313	No
44	GOM_NL__2PRFIN20050622_135936_00000872038_00225_17313_4684.N1	22-JUN-2005 13:59:36	Bright	87.000	97	8Bet1Sco	2.5610	30000.	174	17313	No
45	GOM_NL__2PRFIN20050622_140152_00000882038_00225_17313_4685.N1	22-JUN-2005 14:01:52	Bright	87.500	98	13Zet Oph	2.5710	30000.	175	17313	No
46	GOM_NL__2PRFIN20050622_140359_00000872038_00225_17313_4686.N1	22-JUN-2005 14:03:59	Bright	86.500	120	1Del Oph	2.7340	3200.0	173	17313	No
47	GOM_NL__2PRFIN20050622_140706_00000862038_00225_17313_4687.N1	22-JUN-2005 14:07:06	Bright	85.500	102	24Alp Ser	2.6000	4250.0	171	17313	No
48	GOM_NL__2PRFIN20050622_141248_00000852038_00225_17313_4688.N1	22-JUN-2005 14:12:48	Bright	84.500	67	5Alp CrB	2.2210	11000.	169	17313	No
49	GOM_NL__2PRFIN20050622_141704_00000412038_00225_17313_4689.N1	22-JUN-2005 14:17:04	Straylight	41.000	180	27Gam Boo	3.0400	8000.0	82	17313	No
50	GOM_NL__2PRFIN20050622_142600_00000862038_00225_17313_4690.N1	22-JUN-2005 14:26:00	Bright	86.000	60	7Bet UMi	2.0810	3950.0	172	17313	No
51	GOM_NL__2PRFIN20050622_145918_00000912038_00225_17313_4691.N1	22-JUN-2005 14:59:18	Dark	91.000	165	34Gam Eri	2.9500	3200.0	182	17313	No
52	GOM_NL__2PRFIN20050622_150724_00000902038_00225_17313_4692.N1	22-JUN-2005 15:07:24	Dark	89.500	157	The1Eri	2.9060	9300.0	179	17313	No
53	GOM_NL__2PRFIN20050622_151321_00000892038_00225_17313_4693.N1	22-JUN-2005 15:13:21	Dark	89.000	9	Alp Eri	0.45300	24000.	178	17313	No
54	GOM_NL__2PRFIN20050622_151830_00000882038_00226_17314_4679.N1	22-JUN-2005 15:18:30	Dark	87.500	135	Bet Hyi	2.8200	5800.0	175	17314	No
55	GOM_NL__2PRFIN20050622_152618_00000902038_00226_17314_4680.N1	22-JUN-2005 15:26:18	Straylight	89.500	43	Alp TrA	1.9100	4250.0	179	17314	No
56	GOM_NL__2PRFIN20050622_152931_00000932038_00226_17314_4681.N1	22-JUN-2005 15:29:31	Straylight	93.000	141	Bet Ara	2.8400	4600.0	186	17314	No
57	GOM_NL__2PRFIN20050622_153543_00000962038_00226_17314_4682.N1	22-JUN-2005 15:35:43	Bright	95.500	75	26Eps Sco	2.2910	4250.0	191	17314	No
58	GOM_NL__2PRFIN20050622_153807_00000922038_00226_17314_4683.N1	22-JUN-2005 15:38:07	Bright	91.500	16	21Alp Sco	1.0200	3000.0	183	17314	No
59	GOM_NL__2PRFIN20050622_154012_00000882038_00226_17314_4684.N1	22-JUN-2005 15:40:12	Bright	87.500	97	8Bet1Sco	2.5610	30000.	175	17314	No
60	GOM_NL__2PRFIN20050622_154227_00000882038_00226_17314_4685.N1	22-JUN-2005 15:42:27	Bright	87.500	98	13Zet Oph	2.5710	30000.	175	17314	No
61	GOM_NL__2PRFIN20050622_154435_00000862038_00226_17314_4686.N1	22-JUN-2005 15:44:35	Bright	86.000	120	1Del Oph	2.7340	3200.0	172	17314	No
62	GOM_NL__2PRFIN20050622_154742_00000852038_00226_17314_4687.N1	22-JUN-2005 15:47:42	Bright	84.500	102	24Alp Ser	2.6000	4250.0	169	17314	No
63	GOM_NL__2PRFIN20050622_155324_00000862038_00226_17314_4688.N1	22-JUN-2005 15:53:24	Bright	86.000	67	5Alp CrB	2.2210	11000.	172	17314	No
64	GOM_NL__2PRFIN20050622_155740_00000412038_00226_17314_4689.N1	22-JUN-2005 15:57:40	Straylight	41.000	180	27Gam Boo	3.0400	8000.0	82	17314	No
65	GOM_NL__2PRFIN20050622_160636_00000842038_00226_17314_4690.N1	22-JUN-2005 16:06:36	Bright	83.500	60	7Bet UMi	2.0810	3950.0	167	17314	No
66	GOM_NL__2PRFIN20050622_163954_00000902038_00226_17314_4691.N1	22-JUN-2005 16:39:54	Dark	90.000	165	34Gam Eri	2.9500	3200.0	180	17314	No
67	GOM_NL__2PRFIN20050622_164800_00000902038_00226_17314_4692.N1	22-JUN-2005 16:48:00	Dark	89.500	157	The1Eri	2.9060	9300.0	179	17314	No
68	GOM_NL__2PRFIN20050622_165357_00000992038_00226_17314_4693.N1	22-JUN-2005 16:53:57	Dark	98.500	9	Alp Eri	0.45300	24000.	197	17314	No
69	GOM_NL__2PRFIN20050622_165906_00000872038_00227_17315_4679.N1	22-JUN-2005 16:59:06	Dark	86.500	135	Bet Hyi	2.8200	5800.0	173	17315	No
70	GOM_NL__2PRFIN20050622_170654_00000892038_00227_17315_4680.N1	22-JUN-2005 17:06:54	Straylight	89.000	43	Alp TrA	1.9100	4250.0	178	17315	No
71	GOM_NL__2PRFIN20050622_171007_00000872038_00227_17315_4681.N1	22-JUN-2005 17:10:07	Straylight	86.500	141	Bet Ara	2.8400	4600.0	173	17315	No
72	GOM_NL__2PRFIN20050622_171619_00000982038_00227_17315_4682.N1	22-JUN-2005 17:16:19	Bright	98.000	75	26Eps Sco	2.2910	4250.0	196	17315	No
73	GOM_NL__2PRFIN20050622_171844_00000922038_00227_17315_4683.N1	22-JUN-2005 17:18:44	Bright	91.500	16	21Alp Sco	1.0200	3000.0	183	17315	No
74	GOM_NL__2PRFIN20050622_172048_00000872038_00227_17315_4684.N1	22-JUN-2005 17:20:48	Bright	87.000	97	8Bet1Sco	2.5610	30000.	174	17315	No
75	GOM_NL__2PRFIN20050622_172304_00000872038_00227_17315_4685.N1	22-JUN-2005 17:23:04	Bright	87.000	98	13Zet Oph	2.5710	30000.	174	17315	No
76	GOM_NL__2PRFIN20050622_172511_00000872038_00227_17315_4686.N1	22-JUN-2005 17:25:11	Bright	86.500	120	1Del Oph	2.7340	3200.0	173	17315	No
77	GOM_NL__2PRFIN20050622_172819_00000852038_00227_17315_4687.N1	22-JUN-2005 17:28:19	Bright	85.000	102	24Alp Ser	2.6000	4250.0	170	17315	No
78	GOM_NL__2PRFIN20050622_173400_00000862038_00227_17315_4688.N1	22-JUN-2005 17:34:00	Bright	85.500	67	5Alp CrB	2.2210	11000.	171	17315	No
79	GOM_NL__2PRFIN20050622_174712_00000872038_00227_17315_4689.N1	22-JUN-2005 17:47:12	Bright	86.500	60	7Bet UMi	2.0810	3950.0	173	17315	No
80	GOM_NL__2PRFIN20050622_182031_00000882038_00227_17315_4690.N1	22-JUN-2005 18:20:31	Dark	87.500	165	34Gam Eri	2.9500	3200.0	175	17315	No
81	GOM_NL__2PRFIN20050622_182836_00000892038_00227_17315_4691.N1	22-JUN-2005 18:28:36	Dark	88.500	157	The1Eri	2.9060	9300.0	177	17315	No
82	GOM_NL__2PRFIN20050622_183433_00000962038_00227_17315_4692.N1	22-JUN-2005 18:34:33	Dark	96.000	9	Alp Eri	0.45300	24000.	192	17315	No
83	GOM_NL__2PRFIN20050622_183942_00000872038_00228_17316_4699.N1	22-JUN-2005 18:39:42	Dark	86.500	135	Bet Hyi	2.8200	5800.0	173	17316	No
84	GOM_NL__2PRFIN20050622_184730_00000882038_00228_17316_4700.N1	22-JUN-2005 18:47:30	Straylight	87.500	43	Alp TrA	1.9100	4250.0	175	17316	No
85	GOM_NL__2PRFIN20050622_185043_00000872038_00228_17316_4701.N1	22-JUN-2005 18:50:43	Straylight	87.000	141	Bet Ara	2.8400	4600.0	174	17316	No
86	GOM_NL__2PRFIN20050622_185655_00000982038_00228_17316_4702.N1	22-JUN-2005 18:56:55	Bright	98.000	75	26Eps Sco	2.2910	4250.0	196	17316	No
87	GOM_NL__2PRFIN20050622_185920_00000922038_00228_17316_4703.N1	22-JUN-2005 18:59:20	Bright	92.000	16	21Alp Sco	1.0200	3000.0	184	17316	No
88	GOM_NL__2PRFIN20050622_190125_00000882038_00228_17316_4704.N1	22-JUN-2005 19:01:25	Bright	87.500	97	8Bet1Sco	2.5610	30000.	175	17316	No
89	GOM_NL__2PRFIN20050622_190340_00000872038_00228_17316_4705.N1	22-JUN-2005 19:03:40	Bright	87.000	98	13Zet Oph	2.5710	30000.	174	17316	No
90	GOM_NL__2PRFIN20050622_190547_00000882038_00228_17316_4706.N1	22-JUN-2005 19:05:47	Bright	87.500	120	1Del Oph	2.7340	3200.0	175	17316	No
91	GOM_NL__2PRFIN20050622_190855_00000872038_00228_17316_4707.N1	22-JUN-2005 19:08:55	Bright	87.000	102	24Alp Ser	2.6000	4250.0	174	17316	No
92	GOM_NL__2PRFIN20050622_191436_00000852038_00228_17316_4708.N1	22-JUN-2005 19:14:36	Bright	84.500	67	5Alp CrB	2.2210	11000.	169	17316	No
93	GOM_NL__2PRFIN20050622_192748_00000872038_00228_17316_4709.N1	22-JUN-2005 19:27:48	Bright	86.500	60	7Bet UMi	2.0810	3950.0	173	17316	No
94	GOM_NL__2PRFIN20050622_200107_00000882038_00228_17316_4710.N1	22-JUN-2005 20:01:07	Dark	87.500	165	34Gam Eri	2.9500	3200.0	175	17316	No
95	GOM_NL__2PRFIN20050622_200912_00000892038_00228_17316_4711.N1	22-JUN-2005 20:09:12	Dark	89.000	157	The1Eri	2.9060	9300.0	178	17316	No
96	GOM_NL__2PRFIN20050622_201510_00001012038_00228_17316_4712.N1	22-JUN-2005 20:15:10	Dark	100.50	9	Alp Eri	0.45300	24000.	201	17316	No
97	GOM_NL__2PRFIN20050622_202018_00000862038_00229_17317_4699.N1	22-JUN-2005 20:20:18	Dark	85.500	135	Bet Hyi	2.8200	5800.0	171	17317	No
98	GOM_NL__2PRFIN20050622_202806_00000972038_00229_17317_4700.N1	22-JUN-2005 20:28:06	Straylight	97.000	43	Alp TrA	1.9100	4250.0	194	17317	No
99	GOM_NL__2PRFIN20050622_203119_00000872038_00229_17317_4701.N1	22-JUN-2005 20:31:19	Straylight	87.000	141	Bet Ara	2.8400	4600.0	174	17317	No
100	GOM_NL__2PRFIN20050622_203732_00000942038_00229_17317_4702.N1	22-JUN-2005 20:37:32	Bright	94.000	75	26Eps Sco	2.2910	4250.0	188	17317	No
101	GOM_NL__2PRFIN20050622_203956_00000912038_00229_17317_4703.N1	22-JUN-2005 20:39:56	Bright	91.000	16	21Alp Sco	1.0200	3000.0	182	17317	No

102	GOM_NL__2PRFIN20050622_204201_000000882038_00229_17317_4704.N1	22-JUN-2005 20:42:01	Bright	87.500	97	8Bet1Sco	2.5610	30000.	175	17317	No
103	GOM_NL__2PRFIN20050622_204416_000000882038_00229_17317_4705.N1	22-JUN-2005 20:44:16	Bright	87.500	98	13Zet Oph	2.5710	30000.	175	17317	No
104	GOM_NL__2PRFIN20050622_204623_000000872038_00229_17317_4706.N1	22-JUN-2005 20:46:23	Bright	87.000	120	1Del Oph	2.7340	3200.0	174	17317	No
105	GOM_NL__2PRFIN20050622_204931_000000872038_00229_17317_4707.N1	22-JUN-2005 20:49:31	Bright	86.500	102	24Alp Ser	2.6000	4250.0	173	17317	No
106	GOM_NL__2PRFIN20050622_205513_000000842038_00229_17317_4708.N1	22-JUN-2005 20:55:13	Bright	83.500	67	5Alp CrB	2.2210	11000.	167	17317	No
107	GOM_NL__2PRFIN20050622_210824_000000862038_00229_17317_4709.N1	22-JUN-2005 21:08:24	Bright	85.500	60	7Bet UMi	2.0810	3950.0	171	17317	No
108	GOM_NL__2PRFIN20050622_214143_000000892038_00229_17317_4710.N1	22-JUN-2005 21:41:43	Dark	88.500	165	34Gam Eri	2.9500	3200.0	177	17317	No
109	GOM_NL__2PRFIN20050622_214948_000000892038_00229_17317_4711.N1	22-JUN-2005 21:49:48	Dark	89.000	157	The1Eri	2.9060	9300.0	178	17317	No
110	GOM_NL__2PRFIN20050622_215546_000001042038_00229_17317_4712.N1	22-JUN-2005 21:55:46	Dark	104.00	9	Alp Eri	0.45300	24000.	208	17317	No
111	GOM_NL__2PRFIN20050622_220054_000000852038_00230_17318_4699.N1	22-JUN-2005 22:00:54	Dark	85.000	135	Bet Hyi	2.8200	5800.0	170	17318	No
112	GOM_NL__2PRFIN20050622_220842_000000882038_00230_17318_4700.N1	22-JUN-2005 22:08:42	Straylight	87.500	43	Alp TrA	1.9100	4250.0	175	17318	No
113	GOM_NL__2PRFIN20050622_221155_000000902038_00230_17318_4701.N1	22-JUN-2005 22:11:55	Straylight	90.000	141	Bet Ara	2.8400	4600.0	180	17318	No
114	GOM_NL__2PRFIN20050622_221808_000000922038_00230_17318_4702.N1	22-JUN-2005 22:18:08	Bright	92.000	75	26Eps Sco	2.2910	4250.0	184	17318	No
115	GOM_NL__2PRFIN20050622_222032_000000922038_00230_17318_4703.N1	22-JUN-2005 22:20:32	Bright	91.500	16	21Alp Sco	1.0200	3000.0	183	17318	No
116	GOM_NL__2PRFIN20050622_222237_000000882038_00230_17318_4704.N1	22-JUN-2005 22:22:37	Bright	87.500	97	8Bet1Sco	2.5610	30000.	175	17318	No
117	GOM_NL__2PRFIN20050622_222452_000000862038_00230_17318_4705.N1	22-JUN-2005 22:24:52	Bright	86.000	98	13Zet Oph	2.5710	30000.	172	17318	No
118	GOM_NL__2PRFIN20050622_222659_000000872038_00230_17318_4706.N1	22-JUN-2005 22:26:59	Bright	87.000	120	1Del Oph	2.7340	3200.0	174	17318	No
119	GOM_NL__2PRFIN20050622_223007_000000852038_00230_17318_4707.N1	22-JUN-2005 22:30:07	Bright	85.000	102	24Alp Ser	2.6000	4250.0	170	17318	No
120	GOM_NL__2PRFIN20050622_223549_000000872038_00230_17318_4708.N1	22-JUN-2005 22:35:49	Bright	86.500	67	5Alp CrB	2.2210	11000.	173	17318	No
121	GOM_NL__2PRFIN20050622_224900_000000872038_00230_17318_4709.N1	22-JUN-2005 22:49:00	Bright	87.000	60	7Bet UMi	2.0810	3950.0	174	17318	No
122	GOM_NL__2PRFIN20050622_232219_000000912038_00230_17318_4710.N1	22-JUN-2005 23:22:19	Dark	91.000	165	34Gam Eri	2.9500	3200.0	182	17318	No
123	GOM_NL__2PRFIN20050622_233025_000000902038_00230_17318_4711.N1	22-JUN-2005 23:30:25	Dark	89.500	157	The1Eri	2.9060	9300.0	179	17318	No
124	GOM_NL__2PRFIN20050622_234131_000000862038_00231_17319_4699.N1	22-JUN-2005 23:41:31	Dark	86.000	135	Bet Hyi	2.8200	5800.0	172	17319	No
125	GOM_NL__2PRFIN20050622_234918_000000952038_00231_17319_4700.N1	22-JUN-2005 23:49:18	Straylight	94.500	43	Alp TrA	1.9100	4250.0	189	17319	No
126	GOM_NL__2PRFIN20050622_235232_000000962038_00231_17319_4701.N1	22-JUN-2005 23:52:32	Straylight	96.000	141	Bet Ara	2.8400	4600.0	192	17319	No
127	GOM_NL__2PRFIN20050622_235844_000000902038_00231_17319_4702.N1	22-JUN-2005 23:58:44	Bright	90.000	75	26Eps Sco	2.2910	4250.0	180	17319	No

### 3. Quality information per product

In this section it is plotted some information contained in the Quality Summary data set of the level 2 products. Only products in dark limb conditions and without errors (error flag in the MPH set to "0") are used.


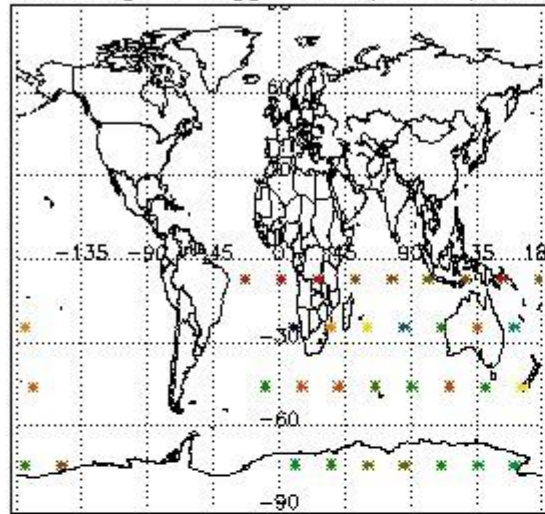
#### 3.1 Plot quality information per product (time dependant)



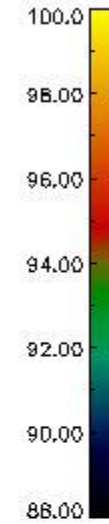
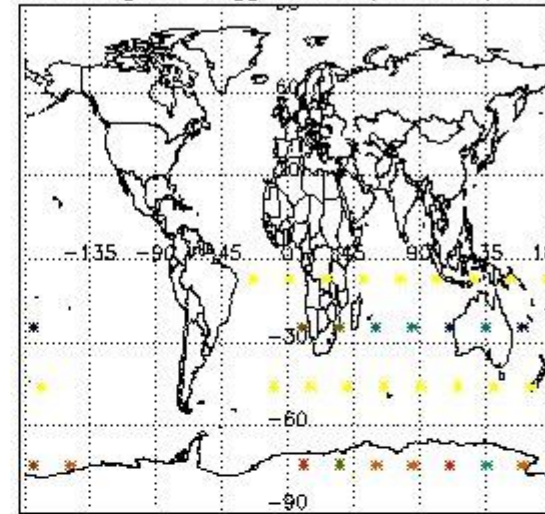
3.2 Plot quality information per product (world map)




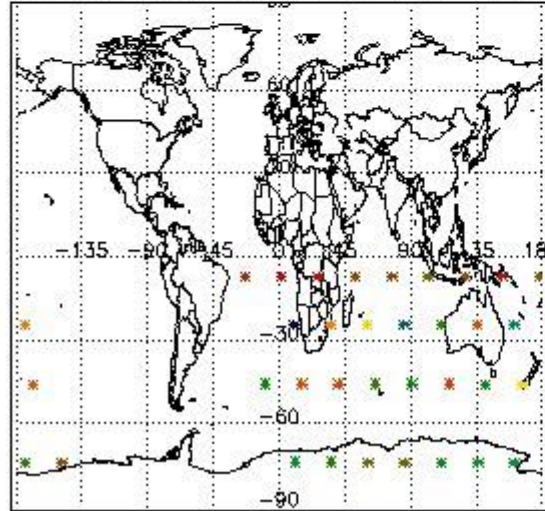
Percentage of flagged data per O3 profile



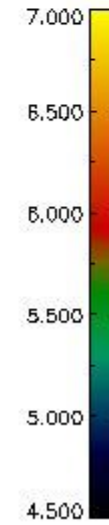
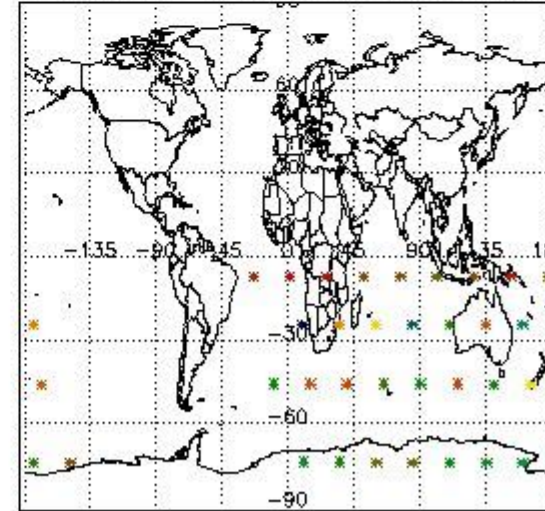
Percentage of flagged data per H2O profile



Percentage of flagged data per NO2 profile



Percentage of flagged data per NO3 profile

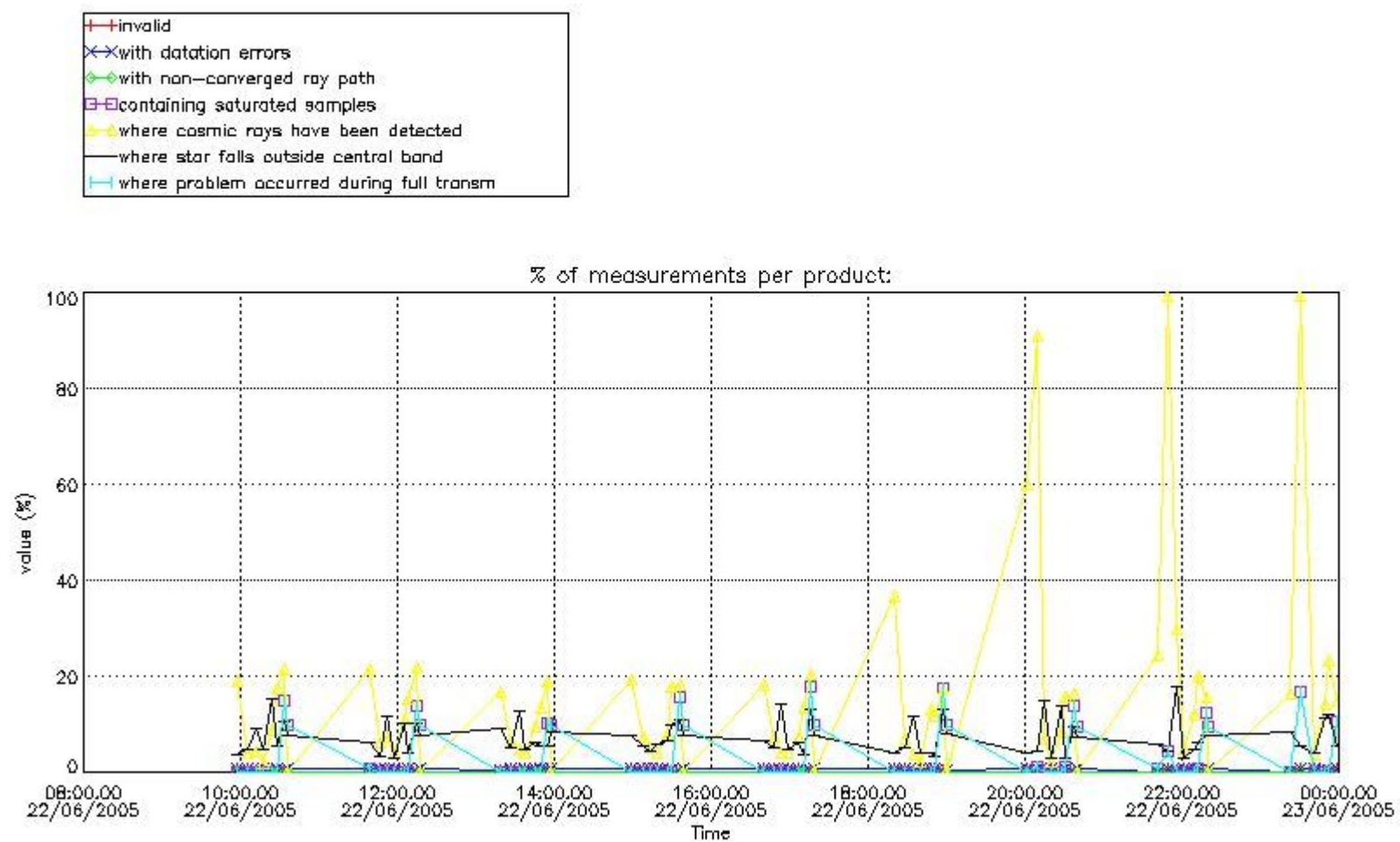


#### 4. Level 1 quality information per product

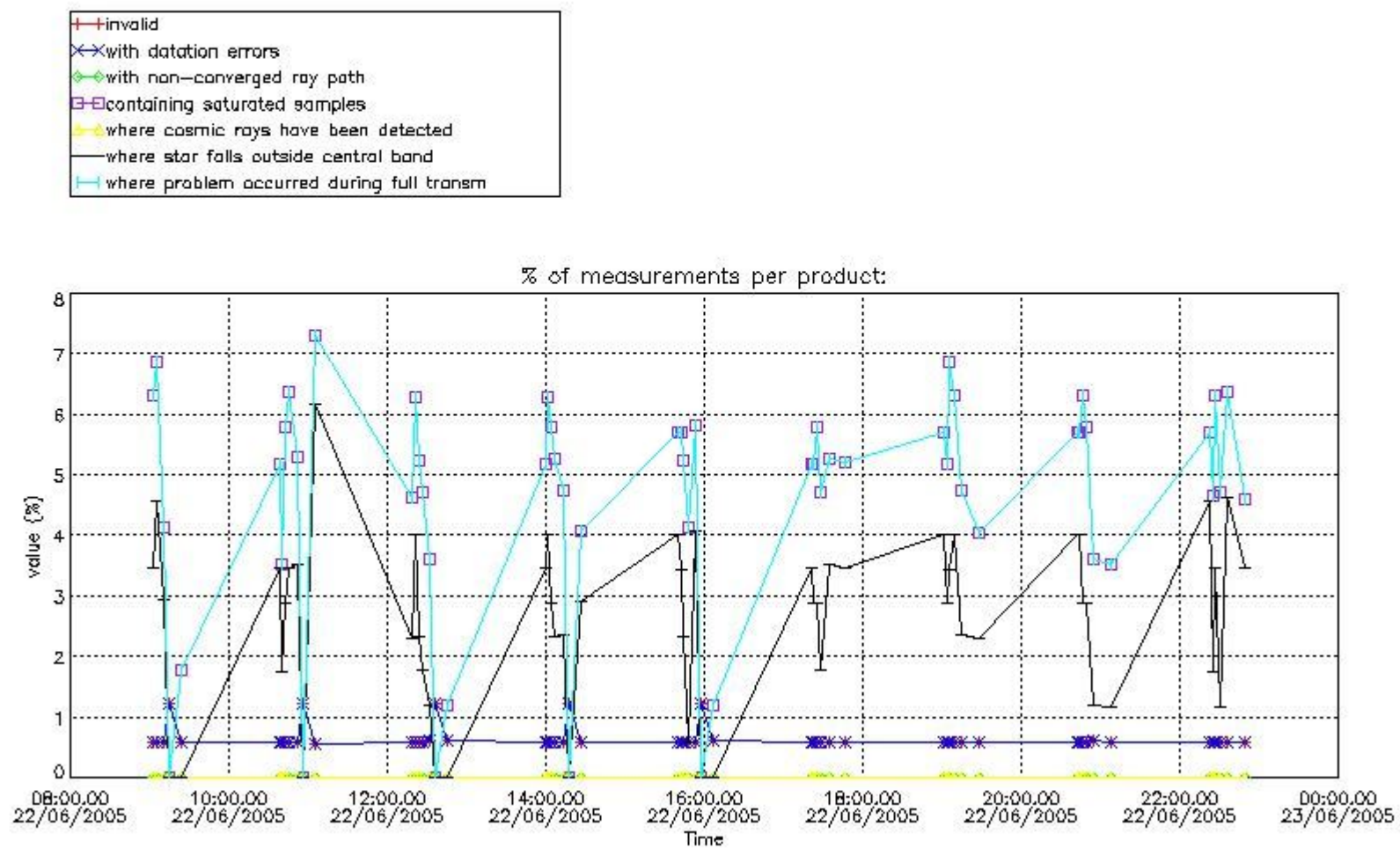
In this section it is plotted some information contained in the Quality Summary data set of the level 2 products that comes from the level 1b processing. Products without errors (error flag in the MPH set to "0") are used.

##### 4.1 Plot quality information per product (time dependant) coming from level 1b processing

###### 4.1.1 Plot level 1 quality information per product (time dependant): ENVISAT ASCENDING passes



4.1.2 Plot level 1 quality information per product (time dependant): ENVI SAT DESCENDING passes

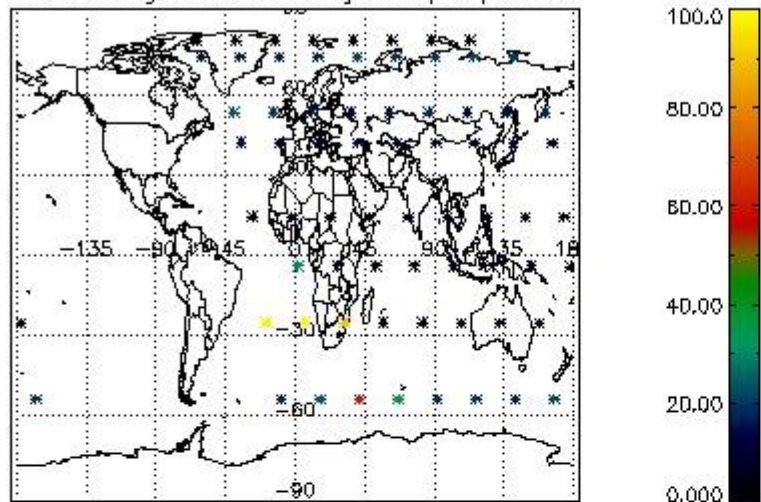


4.2 Plot quality information per product coming from level 1b processing (world map)

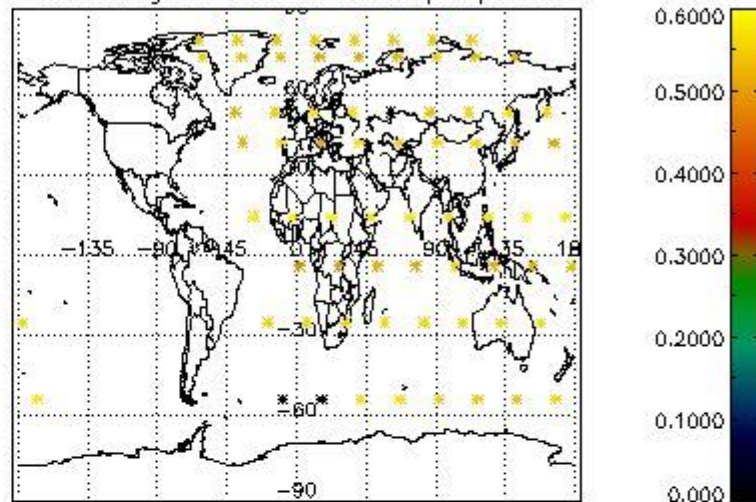
4.2.1 Plot level 1 quality information per product (world map): ENVISAT ASCENDING passes



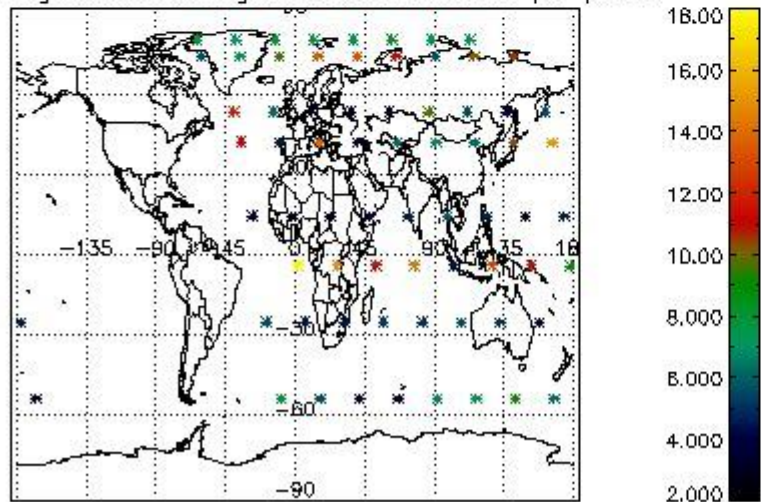
Percentage of cosmic ray hits per profile



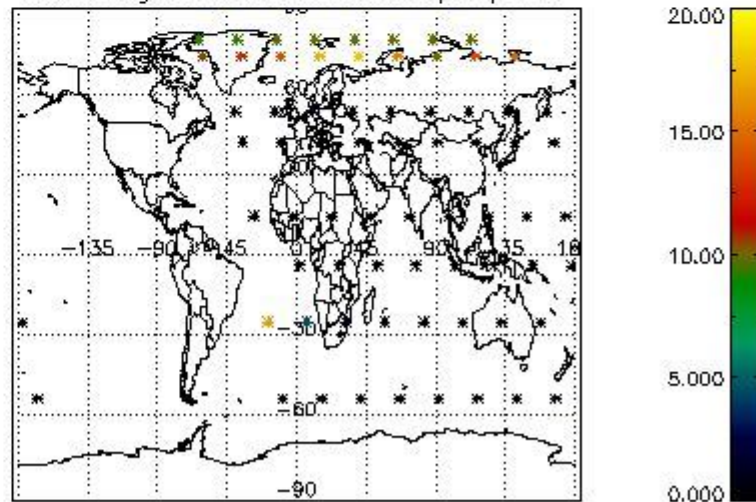
Percentage of datation errors per profile



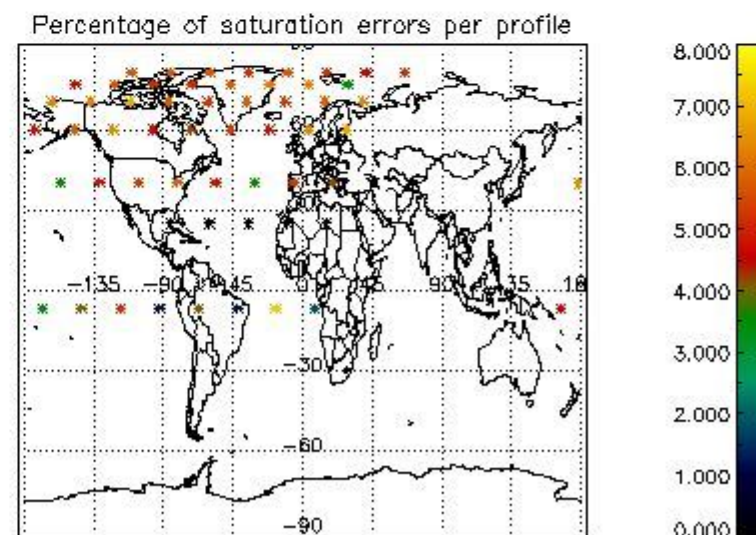
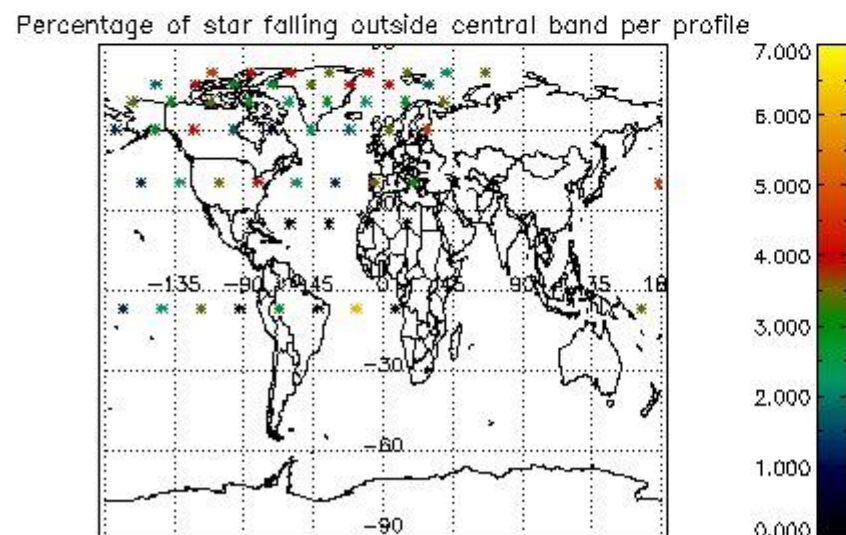
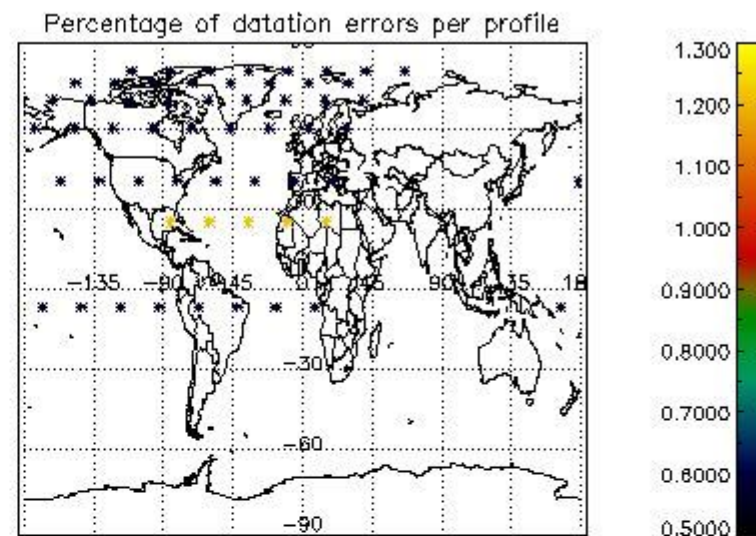
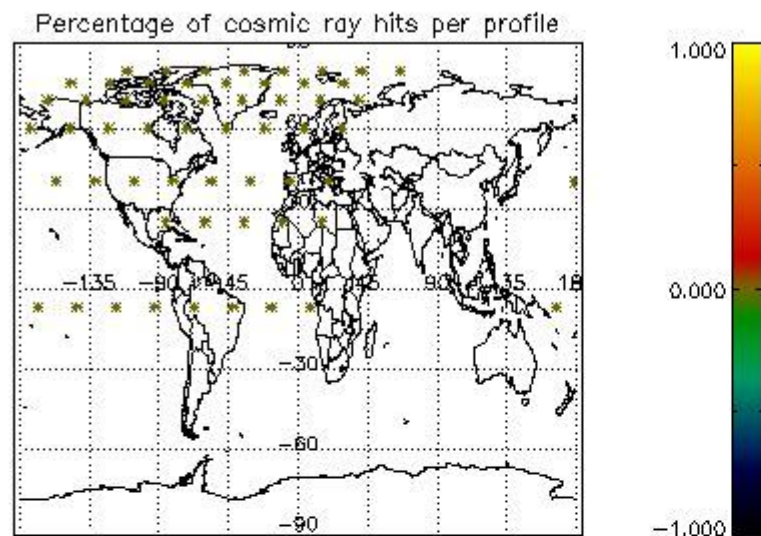
Percentage of star falling outside central band per profile



Percentage of saturation errors per profile



4.2.2 Plot level 1 quality information per product (world map): ENVISAT DESCENDING passes



## 5. Trace gas profiles

### 5.1 Ozone statistics based on quality of products

The final quality of the products can be "measured" using the STD (Standard Deviation) attached to every point profile. This information is written to the parameter GOM\_NL\_\_2P/NL\_LOCAL\_SPECIES\_DENSITY/o3\_std of the level 2 products. The table below shows the statistics for given STD ranges.

The statistics are given with respect to the overall valid production:

- Products without fatal errors: GOM\_NL\_\_2P/MPH/PRODUCT\_ERR=0
- Valid point profile: GOM\_NL\_\_2P/NL\_LOCAL\_SPECIES\_DENSITY/pcd(0)=0

The 'Criteria' is applied to valid points of dark limb products:

- Products in dark limb illumination condition: GOM\_NL\_\_2P/NL\_SUMMARY\_QUALITY/obs\_ill\_cond=0
- Products without fatal errors: GOM\_NL\_\_2P/MPH/PRODUCT\_ERR=0
- Valid point profile: GOM\_NL\_\_2P/NL\_LOCAL\_SPECIES\_DENSITY/pcd(0)=0

So, the table below shows the percentage of dark limb and valid observations for each criteria with respect to the overall valid daily observations.

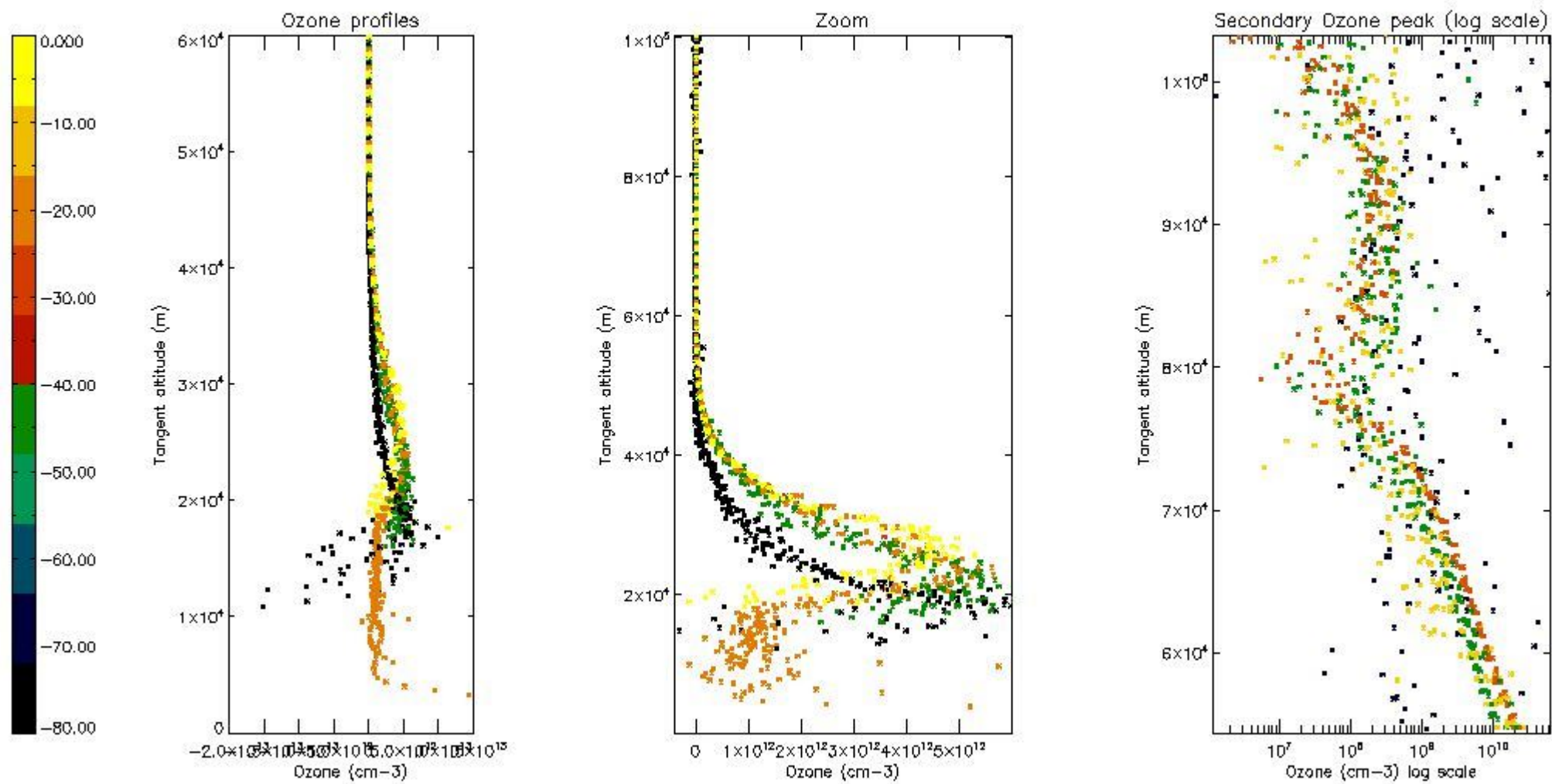
Criteria	% of total production
All STD	29
STD < 20	5



STD < 10	4
STD < 5	2

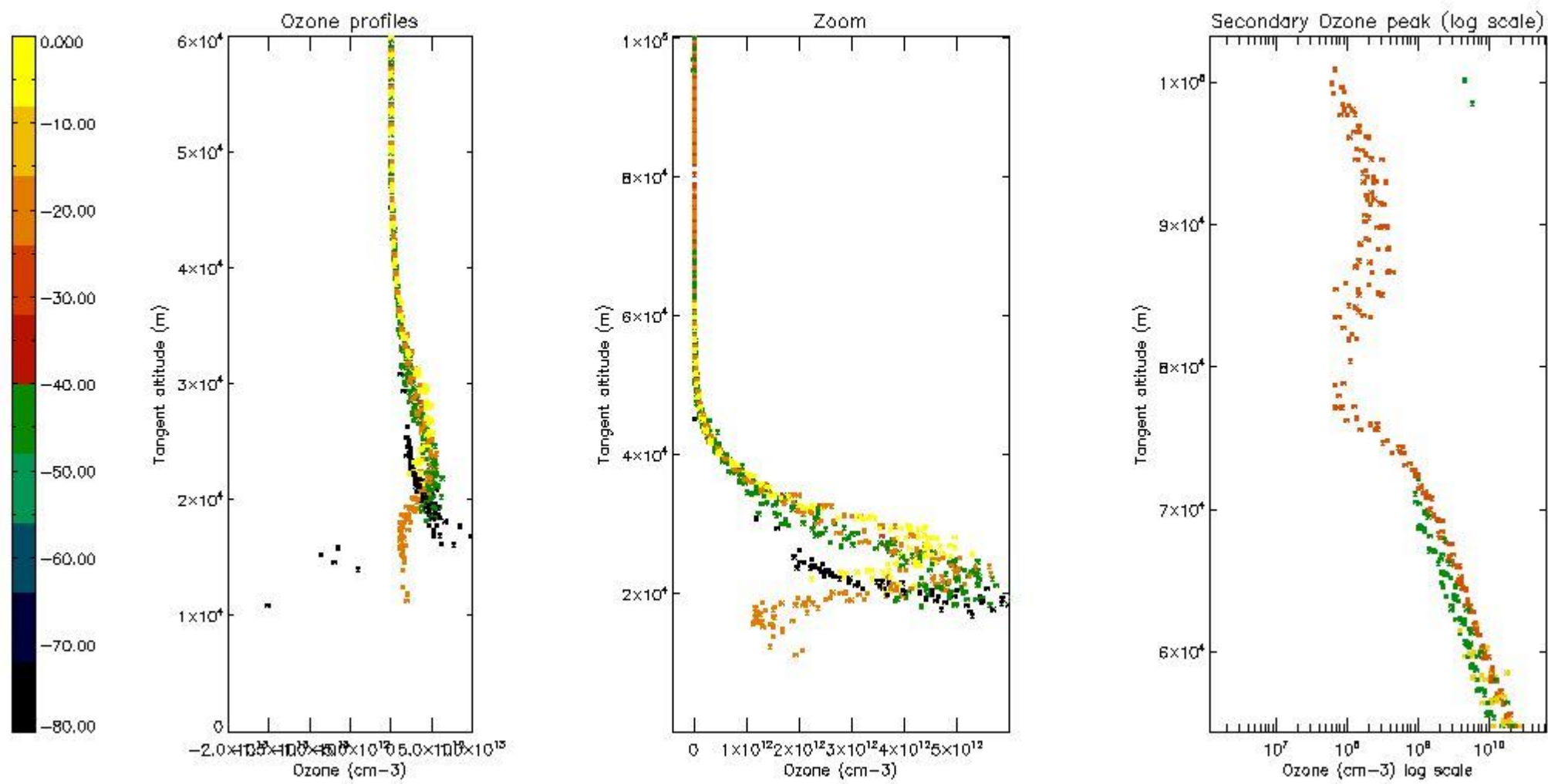
5.2 Plot ozone profiles for all STD (dark without errors)

The colorbar represents the latitude.



5.3 Plot ozone profiles where STD < 20% (dark without errors)

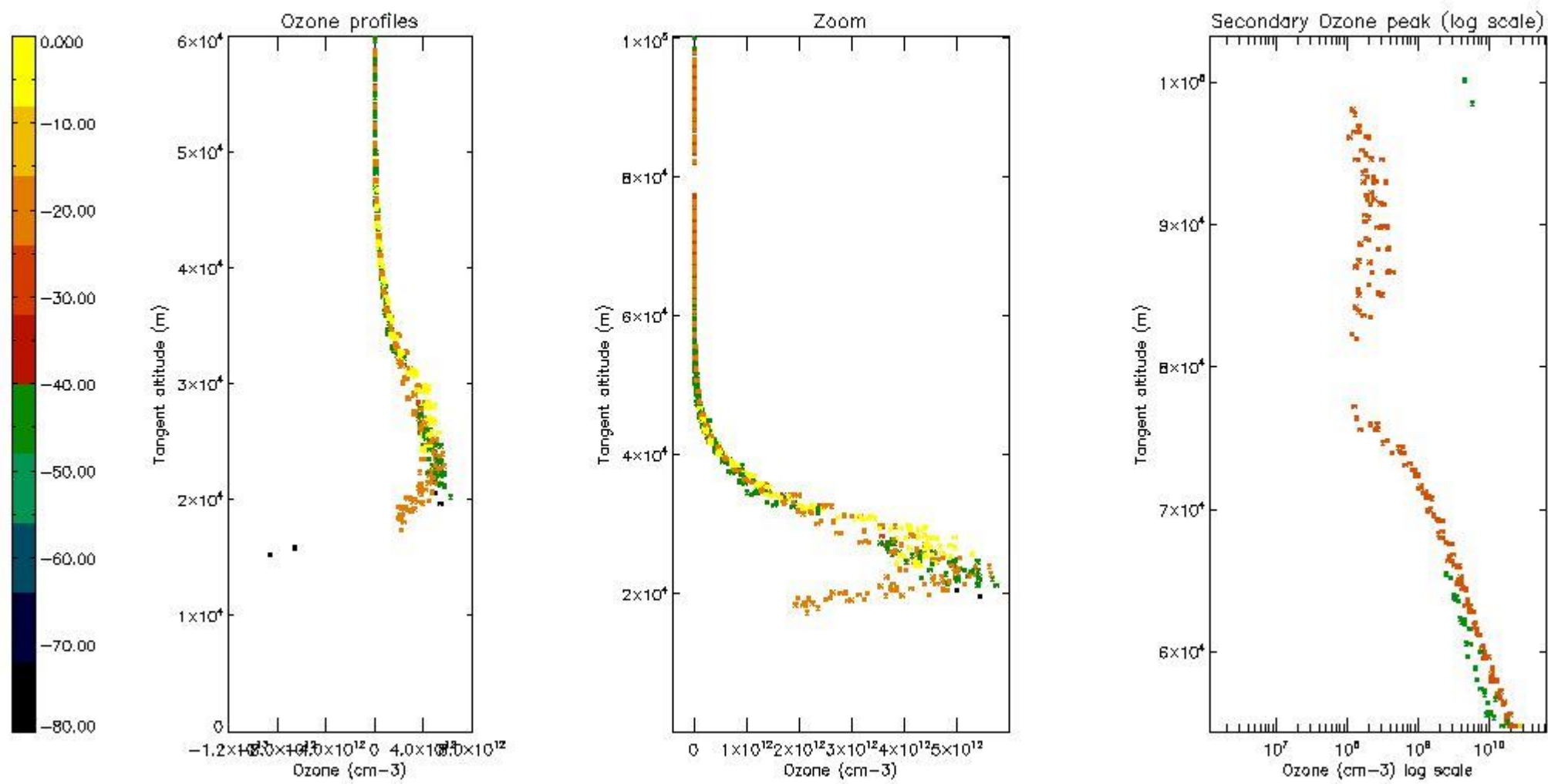
The colorbar represents the latitude.



*5.4 Plot ozone profiles where STD < 10% (dark without errors)*

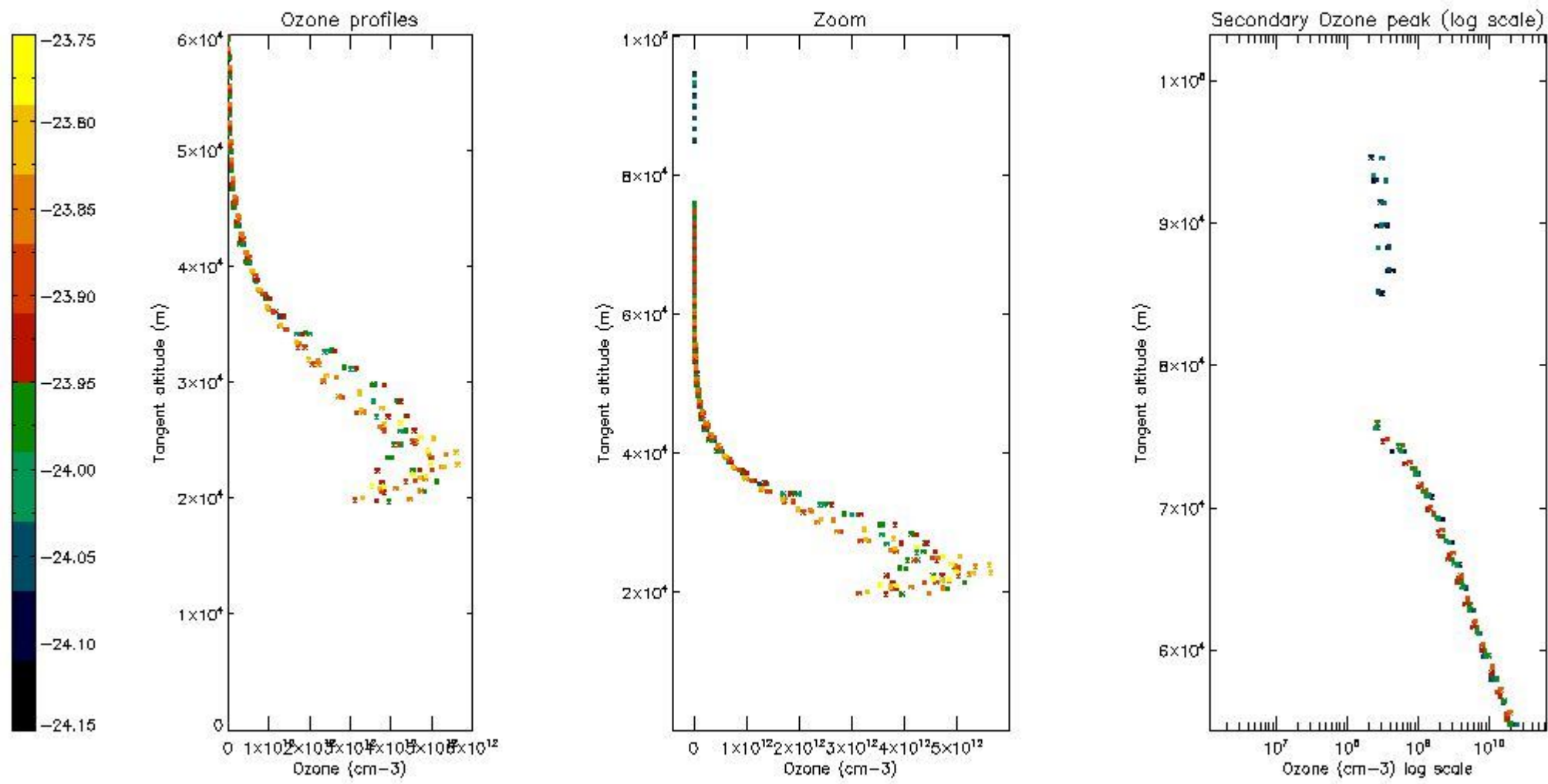
The colorbar represents the latitude.





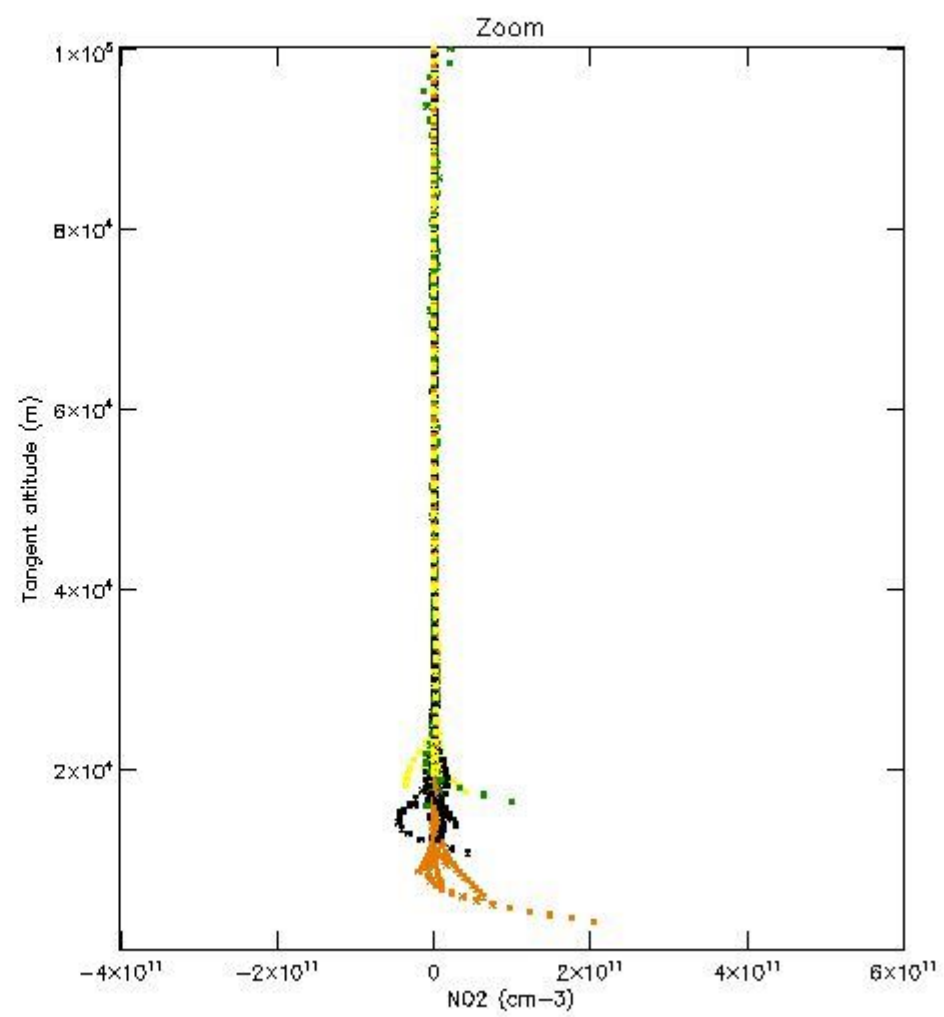
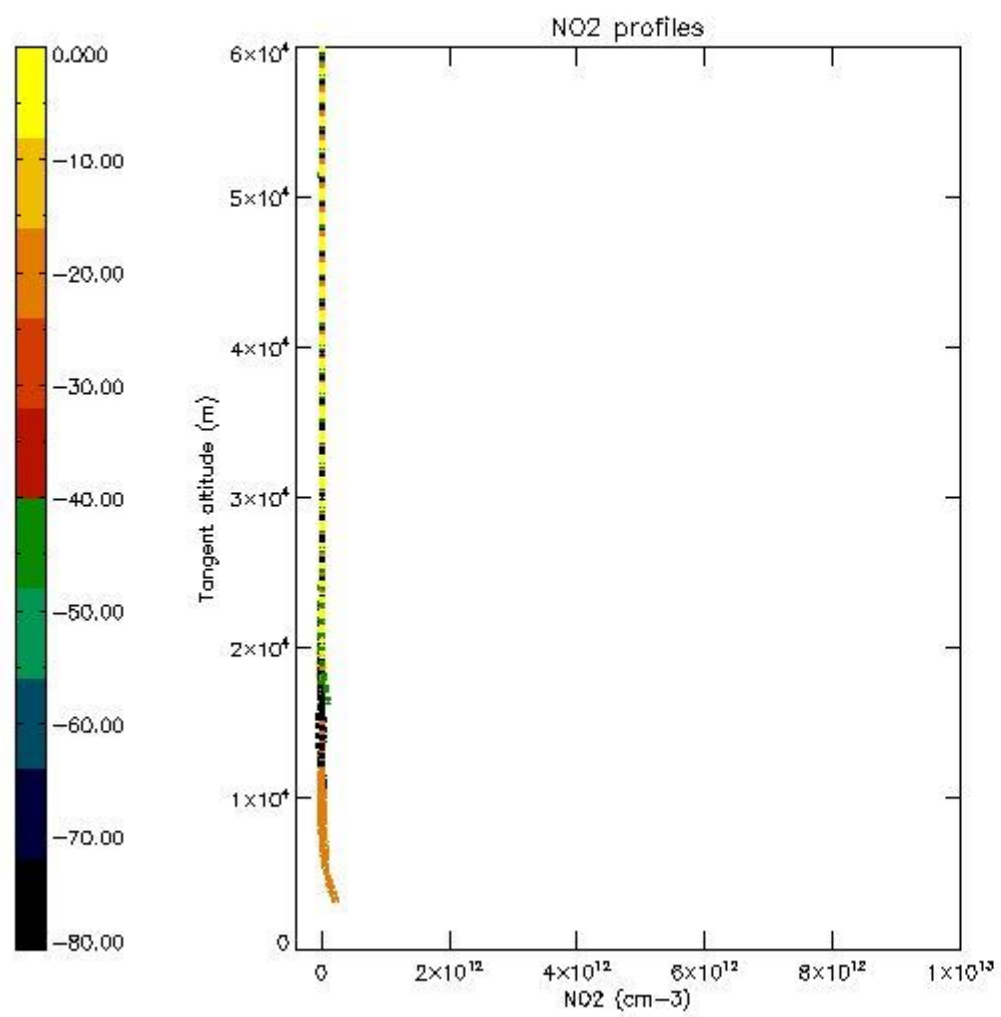
*5.5 Plot ozone profiles where STD < 5% (dark without errors)*

The colorbar represents the latitude.



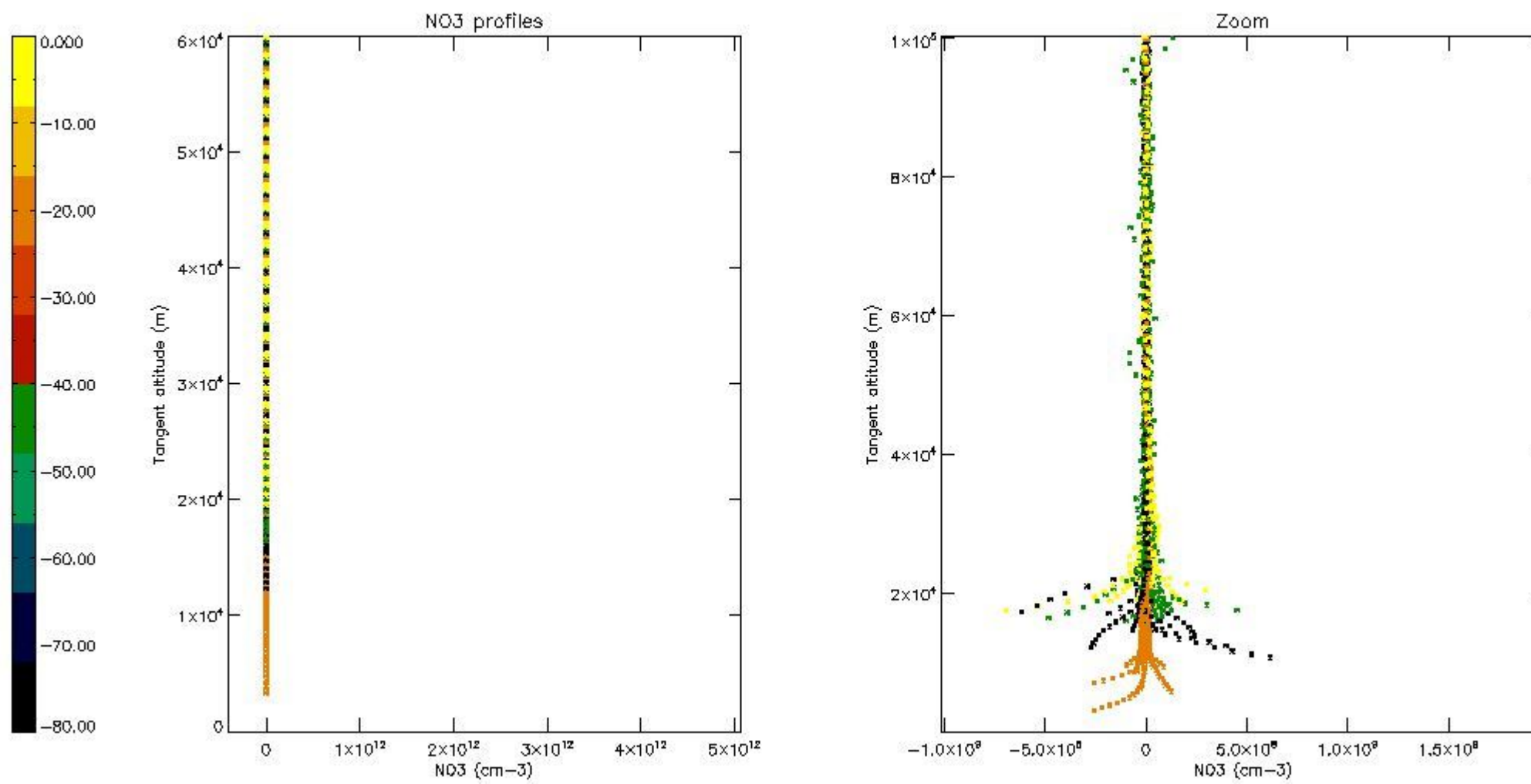
*5.6 Plot NO<sub>2</sub> profiles for all STD (dark without errors)*

The colorbar represents the latitude.



*5.7 Plot NO3 profiles for all STD (dark without errors)*

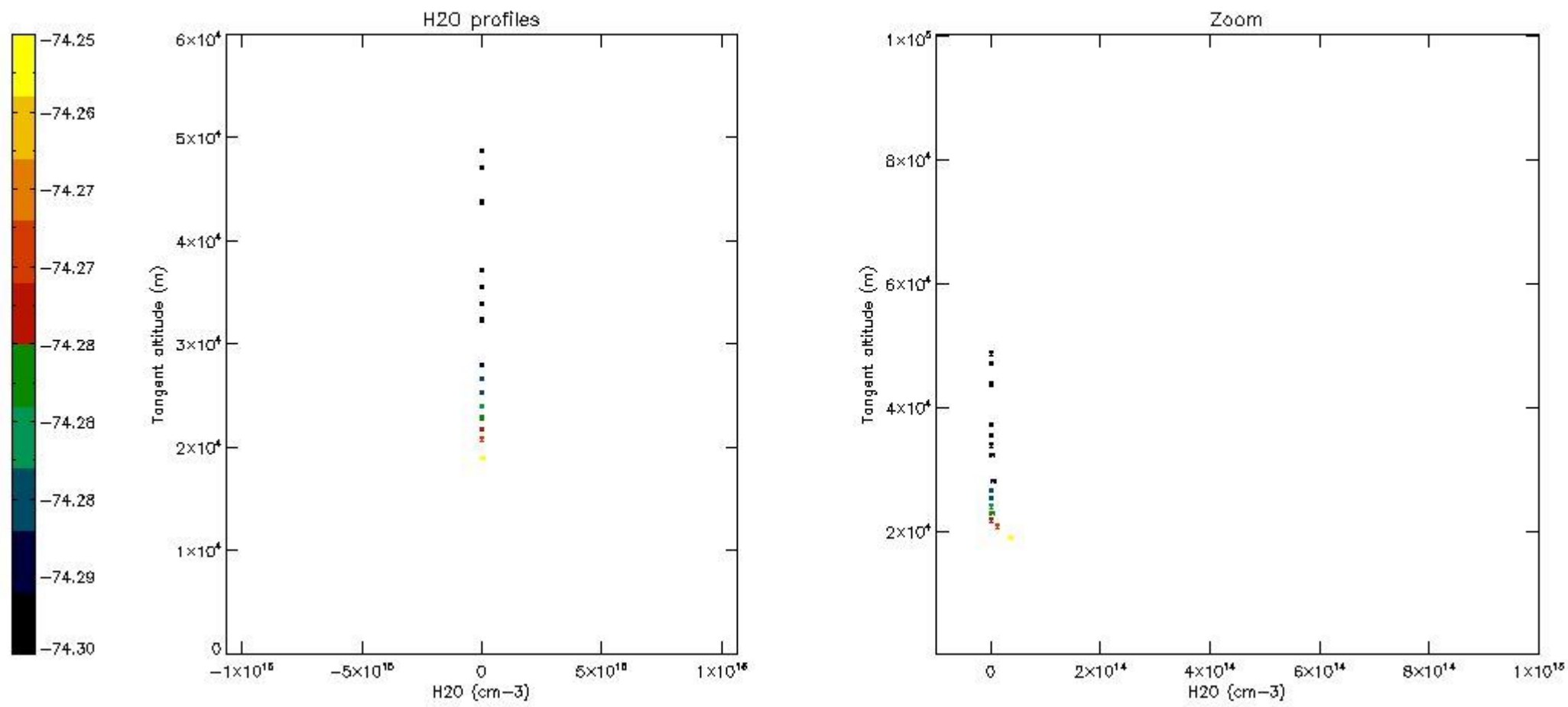
The colorbar represents the latitude.



5.8 Plot H<sub>2</sub>O profiles for all STD (only for occultations of stars 1,2,3,4,13,14,16,26,63 dark without errors)

The colorbar represents the latitude.





## 6. Auxiliary Data Files used for the production reported in section 2

The number reported in the third column indicates since which file (see list in section 2) the corresponding auxiliary file has been used. The fourth column is the date of those product files.

Type	Auxiliary Filename	Used since product	Used since product date
INST_PHYS_CHARACTERISTICS	GOM_INS_AXVIEC20091111_143220_20030716_120000_20500101_000000	1	22-JUN-2005 09:02:10
LEVEL-2_PROC_CONFIG	GOM_PR2_AXVIEC20091111_152718_20020301_000000_20500101_000000	1	22-JUN-2005 09:02:10
CROSS_SECTIONS_FILE	GOM_CRS_AXVIEC20091111_154832_20020301_000000_20500101_000000	1	22-JUN-2005 09:02:10

# GOMOS Level 2 Daily Report

## SUMMARY

### [1. General Info](#)

### [2. Summary of processed GOM\\_NL\\_2P products](#)

### [3. Level 2 Quality information per product](#)

#### [3.1 Plot of level 2 quality information per product \(time dependant\)](#)

#### [3.2 Plot of level 2 quality information per product \(world map\)](#)

### [4. Level 1 Quality information per product \(stored on level 2 products\)](#)

#### [4.1 Plot of level 1 quality information per product \(time dependant\)](#)

##### [4.1.1 Plot of level 1 quality information per product \(time dependant\): ASCENDING](#)

##### [4.1.2 Plot of level 1 quality information per product \(time dependant\): DESCENDING](#)

#### [4.2 Plot of level 1 quality information per product \(world map\)](#)

##### [4.2.1 Plot of level 1 quality information per product \(world map\): ASCENDING](#)

##### [4.2.2 Plot of level 1 quality information per product \(world map\): DESCENDING](#)

### [5. Ozone profiles based on quality statistics and other trace gas profiles](#)

#### [5.1 Ozone statistics based on quality of products](#)

#### [5.2 Plot ozone profiles for all STD \(dark without errors\)](#)

#### [5.3 Plot ozone profiles where STD < 20% \(dark without errors\)](#)

#### [5.4. Plot ozone profiles where STD < 10% \(dark without errors\)](#)

#### [5.5. Plot ozone profiles where STD < 5% \(dark without errors\)](#)

#### [5.6 Plot NO2 profiles for all STD \(dark without errors\)](#)

#### [5.7 Plot NO3 profiles for all STD \(dark without errors\)](#)

#### [5.8 Plot H2O profiles \(only for occultations of stars 1,2,3,4,13,14,16,26,63 dark without errors\) for all STD](#)

### [6. Auxiliary Data Files used for the production reported in section 2](#)

This report presents the daily analysis on parameters extracted from GOMOS level 2 data (GOM\_NL\_\_2P). It is intended to monitor some important parameters that will impact the quality of these products. A list of level 2 products (and content) that have arrived during the reporting day to the PCF is also given.

Item	Value
Time of report generation	18APR2013 09:49:46
Data source version	GOMOS/6.01
Start time of products	22-06-2005 (22JUN2005 00:00:00)
Stop time of products	23-06-2005 (23JUN2005 00:00:00)
Store outputs in DB	Yes
Nb of level 2 prods	127
Nb of prods with errors	0

## 2. Summary of processed GOM\_NL\_\_2P products.

Nr	Filename	UTC Start time	Limb	Duration	Star Id	Star Name	Star Mag	Star Temp	Nb Meas	Orbit	Prod. error
1	GOM_NL__2PRFIN20050622_090210_00000872038_00222_17310_4800.N1	22-JUN-2005 09:02:10	Bright	87.000	120	1Del Oph	2.7340	3200.0	174	17310	No
2	GOM_NL__2PRFIN20050622_090518_00000882038_00222_17310_4801.N1	22-JUN-2005 09:05:18	Bright	87.500	102	24Alp Ser	2.6000	4250.0	175	17310	No
3	GOM_NL__2PRFIN20050622_091100_00000852038_00222_17310_4802.N1	22-JUN-2005 09:11:00	Bright	85.000	67	5Alp CrB	2.2210	11000.	170	17310	No
4	GOM_NL__2PRFIN20050622_091515_00000412038_00222_17310_4803.N1	22-JUN-2005 09:15:15	Straylight	41.000	180	27Gam Boo	3.0400	8000.0	82	17310	No
5	GOM_NL__2PRFIN20050622_092411_00000842038_00222_17310_4804.N1	22-JUN-2005 09:24:11	Bright	84.000	60	7Bet UMi	2.0810	3950.0	168	17310	No
6	GOM_NL__2PRFIN20050622_095730_00000872038_00222_17310_4805.N1	22-JUN-2005 09:57:30	Dark	86.500	165	34Gam Eri	2.9500	3200.0	173	17310	No
7	GOM_NL__2PRFIN20050622_100535_00000882038_00222_17310_4806.N1	22-JUN-2005 10:05:35	Dark	88.000	157	The1Eri	2.9060	9300.0	176	17310	No
8	GOM_NL__2PRFIN20050622_101132_00000942038_00222_17310_4807.N1	22-JUN-2005 10:11:32	Dark	93.500	9	Alp Eri	0.45300	24000.	187	17310	No
9	GOM_NL__2PRFIN20050622_101641_00000872038_00223_17311_4679.N1	22-JUN-2005 10:16:41	Dark	87.000	135	Bet Hyi	2.8200	5800.0	174	17311	No
10	GOM_NL__2PRFIN20050622_102429_00000992038_00223_17311_4680.N1	22-JUN-2005 10:24:29	Straylight	98.500	43	Alp TrA	1.9100	4250.0	197	17311	No
11	GOM_NL__2PRFIN20050622_102742_00000902038_00223_17311_4681.N1	22-JUN-2005 10:27:42	Straylight	89.500	141	Bet Ara	2.8400	4600.0	179	17311	No
12	GOM_NL__2PRFIN20050622_103355_00000952038_00223_17311_4682.N1	22-JUN-2005 10:33:55	Bright	95.000	75	26Eps Sco	2.2910	4250.0	190	17311	No
13	GOM_NL__2PRFIN20050622_103619_00000922038_00223_17311_4683.N1	22-JUN-2005 10:36:19	Bright	91.500	16	21Alp Sco	1.0200	3000.0	183	17311	No
14	GOM_NL__2PRFIN20050622_103824_00000872038_00223_17311_4684.N1	22-JUN-2005 10:38:24	Bright	87.000	97	8Bet1Sco	2.5610	30000.	174	17311	No
15	GOM_NL__2PRFIN20050622_104039_00000862038_00223_17311_4685.N1	22-JUN-2005 10:40:39	Bright	85.500	98	13Zet Oph	2.5710	30000.	171	17311	No
16	GOM_NL__2PRFIN20050622_104246_00000872038_00223_17311_4686.N1	22-JUN-2005 10:42:46	Bright	86.500	120	1Del Oph	2.7340	3200.0	173	17311	No
17	GOM_NL__2PRFIN20050622_104554_00000872038_00223_17311_4687.N1	22-JUN-2005 10:45:54	Bright	86.500	102	24Alp Ser	2.6000	4250.0	173	17311	No
18	GOM_NL__2PRFIN20050622_105136_00000852038_00223_17311_4688.N1	22-JUN-2005 10:51:36	Bright	85.000	67	5Alp CrB	2.2210	11000.	170	17311	No
19	GOM_NL__2PRFIN20050622_105551_00000412038_00223_17311_4689.N1	22-JUN-2005 10:55:51	Straylight	41.000	180	27Gam Boo	3.0400	8000.0	82	17311	No
20	GOM_NL__2PRFIN20050622_110448_00000892038_00223_17311_4690.N1	22-JUN-2005 11:04:48	Bright	89.000	60	7Bet UMi	2.0810	3950.0	178	17311	No
21	GOM_NL__2PRFIN20050622_113806_00000892038_00223_17311_4691.N1	22-JUN-2005 11:38:06	Dark	89.000	165	34Gam Eri	2.9500	3200.0	178	17311	No
22	GOM_NL__2PRFIN20050622_114611_00000882038_00223_17311_4692.N1	22-JUN-2005 11:46:11	Dark	88.000	157	The1Eri	2.9060	9300.0	176	17311	No
23	GOM_NL__2PRFIN20050622_115208_00000962038_00223_17311_4693.N1	22-JUN-2005 11:52:08	Dark	96.000	9	Alp Eri	0.45300	24000.	192	17311	No
24	GOM_NL__2PRFIN20050622_115717_00000862038_00224_17312_4679.N1	22-JUN-2005 11:57:17	Dark	85.500	135	Bet Hyi	2.8200	5800.0	171	17312	No
25	GOM_NL__2PRFIN20050622_120505_00000932038_00224_17312_4680.N1	22-JUN-2005 12:05:05	Straylight	93.000	43	Alp TrA	1.9100	4250.0	186	17312	No
26	GOM_NL__2PRFIN20050622_120818_00000882038_00224_17312_4681.N1	22-JUN-2005 12:08:18	Straylight	87.500	141	Bet Ara	2.8400	4600.0	175	17312	No
27	GOM_NL__2PRFIN20050622_121431_00000942038_00224_17312_4682.N1	22-JUN-2005 12:14:31	Bright	94.000	75	26Eps Sco	2.2910	4250.0	188	17312	No
28	GOM_NL__2PRFIN20050622_121655_00000922038_00224_17312_4683.N1	22-JUN-2005 12:16:55	Bright	91.500	16	21Alp Sco	1.0200	3000.0	183	17312	No
29	GOM_NL__2PRFIN20050622_121900_00000872038_00224_17312_4684.N1	22-JUN-2005 12:19:00	Bright	86.500	97	8Bet1Sco	2.5610	30000.	173	17312	No
30	GOM_NL__2PRFIN20050622_122115_00000882038_00224_17312_4685.N1	22-JUN-2005 12:21:15	Bright	87.500	98	13Zet Oph	2.5710	30000.	175	17312	No
31	GOM_NL__2PRFIN20050622_122322_00000862038_00224_17312_4686.N1	22-JUN-2005 12:23:22	Bright	86.000	120	1Del Oph	2.7340	3200.0	172	17312	No
32	GOM_NL__2PRFIN20050622_122630_00000852038_00224_17312_4687.N1	22-JUN-2005 12:26:30	Bright	85.000	102	24Alp Ser	2.6000	4250.0	170	17312	No
33	GOM_NL__2PRFIN20050622_123212_00000842038_00224_17312_4688.N1	22-JUN-2005 12:32:12	Bright	83.500	67	5Alp CrB	2.2210	11000.	167	17312	No
34	GOM_NL__2PRFIN20050622_123627_00000412038_00224_17312_4689.N1	22-JUN-2005 12:36:27	Straylight	41.000	180	27Gam Boo	3.0400	8000.0	82	17312	No
35	GOM_NL__2PRFIN20050622_124524_00000842038_00224_17312_4690.N1	22-JUN-2005 12:45:24	Bright	83.500	60	7Bet UMi	2.0810	3950.0	167	17312	No
36	GOM_NL__2PRFIN20050622_131842_00000932038_00224_17312_4691.N1	22-JUN-2005 13:18:42	Dark	92.500	165	34Gam Eri	2.9500	3200.0	185	17312	No
37	GOM_NL__2PRFIN20050622_132647_00000902038_00224_17312_4692.N1	22-JUN-2005 13:26:47	Dark	89.500	157	The1Eri	2.9060	9300.0	179	17312	No
38	GOM_NL__2PRFIN20050622_133244_00000972038_00224_17312_4693.N1	22-JUN-2005 13:32:44	Dark	97.000	9	Alp Eri	0.45300	24000.	194	17312	No
39	GOM_NL__2PRFIN20050622_133754_00000872038_00225_17313_4679.N1	22-JUN-2005 13:37:54	Dark	86.500	135	Bet Hyi	2.8200	5800.0	173	17313	No
40	GOM_NL__2PRFIN20050622_134541_00000892038_00225_17313_4680.N1	22-JUN-2005 13:45:41	Straylight	89.000	43	Alp TrA	1.9100	4250.0	178	17313	No
41	GOM_NL__2PRFIN20050622_134855_00000902038_00225_17313_4681.N1	22-JUN-2005 13:48:55	Straylight	89.500	141	Bet Ara	2.8400	4600.0	179	17313	No
42	GOM_NL__2PRFIN20050622_135507_00000902038_00225_17313_4682.N1	22-JUN-2005 13:55:07	Bright	90.000	75	26Eps Sco	2.2910	4250.0	180	17313	No

43	GOM_NL__2PRFIN20050622_135731_000000922038_00225_17313_4683.N1	22-JUN-2005 13:57:31	Bright	91.500	16	21Alp Sco	1.0200	3000.0	183	17313	No
44	GOM_NL__2PRFIN20050622_135936_000000872038_00225_17313_4684.N1	22-JUN-2005 13:59:36	Bright	87.000	97	8Bet1Sco	2.5610	30000.	174	17313	No
45	GOM_NL__2PRFIN20050622_140152_000000882038_00225_17313_4685.N1	22-JUN-2005 14:01:52	Bright	87.500	98	13Zet Oph	2.5710	30000.	175	17313	No
46	GOM_NL__2PRFIN20050622_140359_000000872038_00225_17313_4686.N1	22-JUN-2005 14:03:59	Bright	86.500	120	1Del Oph	2.7340	3200.0	173	17313	No
47	GOM_NL__2PRFIN20050622_140706_000000862038_00225_17313_4687.N1	22-JUN-2005 14:07:06	Bright	85.500	102	24Alp Ser	2.6000	4250.0	171	17313	No
48	GOM_NL__2PRFIN20050622_141248_000000852038_00225_17313_4688.N1	22-JUN-2005 14:12:48	Bright	84.500	67	5Alp CrB	2.2210	11000.	169	17313	No
49	GOM_NL__2PRFIN20050622_141704_000000412038_00225_17313_4689.N1	22-JUN-2005 14:17:04	Straylight	41.000	180	27Gam Boo	3.0400	8000.0	82	17313	No
50	GOM_NL__2PRFIN20050622_142600_000000862038_00225_17313_4690.N1	22-JUN-2005 14:26:00	Bright	86.000	60	7Bet UMi	2.0810	3950.0	172	17313	No
51	GOM_NL__2PRFIN20050622_145918_000000912038_00225_17313_4691.N1	22-JUN-2005 14:59:18	Dark	91.000	165	34Gam Eri	2.9500	3200.0	182	17313	No
52	GOM_NL__2PRFIN20050622_150724_000000902038_00225_17313_4692.N1	22-JUN-2005 15:07:24	Dark	89.500	157	The1Eri	2.9060	9300.0	179	17313	No
53	GOM_NL__2PRFIN20050622_151321_000000892038_00225_17313_4693.N1	22-JUN-2005 15:13:21	Dark	89.000	9	Alp Eri	0.45300	24000.	178	17313	No
54	GOM_NL__2PRFIN20050622_151830_000000882038_00226_17314_4679.N1	22-JUN-2005 15:18:30	Dark	87.500	135	Bet Hyi	2.8200	5800.0	175	17314	No
55	GOM_NL__2PRFIN20050622_152618_000000902038_00226_17314_4680.N1	22-JUN-2005 15:26:18	Straylight	89.500	43	Alp TrA	1.9100	4250.0	179	17314	No
56	GOM_NL__2PRFIN20050622_152931_000000932038_00226_17314_4681.N1	22-JUN-2005 15:29:31	Straylight	93.000	141	Bet Ara	2.8400	4600.0	186	17314	No
57	GOM_NL__2PRFIN20050622_153543_000000962038_00226_17314_4682.N1	22-JUN-2005 15:35:43	Bright	95.500	75	26Eps Sco	2.2910	4250.0	191	17314	No
58	GOM_NL__2PRFIN20050622_153807_000000922038_00226_17314_4683.N1	22-JUN-2005 15:38:07	Bright	91.500	16	21Alp Sco	1.0200	3000.0	183	17314	No
59	GOM_NL__2PRFIN20050622_154012_000000882038_00226_17314_4684.N1	22-JUN-2005 15:40:12	Bright	87.500	97	8Bet1Sco	2.5610	30000.	175	17314	No
60	GOM_NL__2PRFIN20050622_154227_000000882038_00226_17314_4685.N1	22-JUN-2005 15:42:27	Bright	87.500	98	13Zet Oph	2.5710	30000.	175	17314	No
61	GOM_NL__2PRFIN20050622_154435_000000862038_00226_17314_4686.N1	22-JUN-2005 15:44:35	Bright	86.000	120	1Del Oph	2.7340	3200.0	172	17314	No
62	GOM_NL__2PRFIN20050622_154742_000000852038_00226_17314_4687.N1	22-JUN-2005 15:47:42	Bright	84.500	102	24Alp Ser	2.6000	4250.0	169	17314	No
63	GOM_NL__2PRFIN20050622_155324_000000862038_00226_17314_4688.N1	22-JUN-2005 15:53:24	Bright	86.000	67	5Alp CrB	2.2210	11000.	172	17314	No
64	GOM_NL__2PRFIN20050622_155740_000000412038_00226_17314_4689.N1	22-JUN-2005 15:57:40	Straylight	41.000	180	27Gam Boo	3.0400	8000.0	82	17314	No
65	GOM_NL__2PRFIN20050622_160636_000000842038_00226_17314_4690.N1	22-JUN-2005 16:06:36	Bright	83.500	60	7Bet UMi	2.0810	3950.0	167	17314	No
66	GOM_NL__2PRFIN20050622_163954_000000902038_00226_17314_4691.N1	22-JUN-2005 16:39:54	Dark	90.000	165	34Gam Eri	2.9500	3200.0	180	17314	No
67	GOM_NL__2PRFIN20050622_164800_000000902038_00226_17314_4692.N1	22-JUN-2005 16:48:00	Dark	89.500	157	The1Eri	2.9060	9300.0	179	17314	No
68	GOM_NL__2PRFIN20050622_165357_000000992038_00226_17314_4693.N1	22-JUN-2005 16:53:57	Dark	98.500	9	Alp Eri	0.45300	24000.	197	17314	No
69	GOM_NL__2PRFIN20050622_165906_000000872038_00227_17315_4679.N1	22-JUN-2005 16:59:06	Dark	86.500	135	Bet Hyi	2.8200	5800.0	173	17315	No
70	GOM_NL__2PRFIN20050622_170654_000000892038_00227_17315_4680.N1	22-JUN-2005 17:06:54	Straylight	89.000	43	Alp TrA	1.9100	4250.0	178	17315	No
71	GOM_NL__2PRFIN20050622_171007_000000872038_00227_17315_4681.N1	22-JUN-2005 17:10:07	Straylight	86.500	141	Bet Ara	2.8400	4600.0	173	17315	No
72	GOM_NL__2PRFIN20050622_171619_000000982038_00227_17315_4682.N1	22-JUN-2005 17:16:19	Bright	98.000	75	26Eps Sco	2.2910	4250.0	196	17315	No
73	GOM_NL__2PRFIN20050622_171844_000000922038_00227_17315_4683.N1	22-JUN-2005 17:18:44	Bright	91.500	16	21Alp Sco	1.0200	3000.0	183	17315	No
74	GOM_NL__2PRFIN20050622_172048_000000872038_00227_17315_4684.N1	22-JUN-2005 17:20:48	Bright	87.000	97	8Bet1Sco	2.5610	30000.	174	17315	No
75	GOM_NL__2PRFIN20050622_172304_000000872038_00227_17315_4685.N1	22-JUN-2005 17:23:04	Bright	87.000	98	13Zet Oph	2.5710	30000.	174	17315	No
76	GOM_NL__2PRFIN20050622_172511_000000872038_00227_17315_4686.N1	22-JUN-2005 17:25:11	Bright	86.500	120	1Del Oph	2.7340	3200.0	173	17315	No
77	GOM_NL__2PRFIN20050622_172819_000000852038_00227_17315_4687.N1	22-JUN-2005 17:28:19	Bright	85.000	102	24Alp Ser	2.6000	4250.0	170	17315	No
78	GOM_NL__2PRFIN20050622_173400_000000862038_00227_17315_4688.N1	22-JUN-2005 17:34:00	Bright	85.500	67	5Alp CrB	2.2210	11000.	171	17315	No
79	GOM_NL__2PRFIN20050622_174712_000000872038_00227_17315_4689.N1	22-JUN-2005 17:47:12	Bright	86.500	60	7Bet UMi	2.0810	3950.0	173	17315	No
80	GOM_NL__2PRFIN20050622_182031_000000882038_00227_17315_4690.N1	22-JUN-2005 18:20:31	Dark	87.500	165	34Gam Eri	2.9500	3200.0	175	17315	No
81	GOM_NL__2PRFIN20050622_182836_000000892038_00227_17315_4691.N1	22-JUN-2005 18:28:36	Dark	88.500	157	The1Eri	2.9060	9300.0	177	17315	No
82	GOM_NL__2PRFIN20050622_183433_000000962038_00227_17315_4692.N1	22-JUN-2005 18:34:33	Dark	96.000	9	Alp Eri	0.45300	24000.	192	17315	No
83	GOM_NL__2PRFIN20050622_183942_000000872038_00228_17316_4699.N1	22-JUN-2005 18:39:42	Dark	86.500	135	Bet Hyi	2.8200	5800.0	173	17316	No
84	GOM_NL__2PRFIN20050622_184730_000000882038_00228_17316_4700.N1	22-JUN-2005 18:47:30	Straylight	87.500	43	Alp TrA	1.9100	4250.0	175	17316	No
85	GOM_NL__2PRFIN20050622_185043_000000872038_00228_17316_4701.N1	22-JUN-2005 18:50:43	Straylight	87.000	141	Bet Ara	2.8400	4600.0	174	17316	No
86	GOM_NL__2PRFIN20050622_185655_000000982038_00228_17316_4702.N1	22-JUN-2005 18:56:55	Bright	98.000	75	26Eps Sco	2.2910	4250.0	196	17316	No
87	GOM_NL__2PRFIN20050622_185920_000000922038_00228_17316_4703.N1	22-JUN-2005 18:59:20	Bright	92.000	16	21Alp Sco	1.0200	3000.0	184	17316	No
88	GOM_NL__2PRFIN20050622_190125_000000882038_00228_17316_4704.N1	22-JUN-2005 19:01:25	Bright	87.500	97	8Bet1Sco	2.5610	30000.	175	17316	No
89	GOM_NL__2PRFIN20050622_190340_000000872038_00228_17316_4705.N1	22-JUN-2005 19:03:40	Bright	87.000	98	13Zet Oph	2.5710	30000.	174	17316	No
90	GOM_NL__2PRFIN20050622_190547_000000882038_00228_17316_4706.N1	22-JUN-2005 19:05:47	Bright	87.500	120	1Del Oph	2.7340	3200.0	175	17316	No
91	GOM_NL__2PRFIN20050622_190855_000000872038_00228_17316_4707.N1	22-JUN-2005 19:08:55	Bright	87.000	102	24Alp Ser	2.6000	4250.0	174	17316	No
92	GOM_NL__2PRFIN20050622_191436_000000852038_00228_17316_4708.N1	22-JUN-2005 19:14:36	Bright	84.500	67	5Alp CrB	2.2210	11000.	169	17316	No
93	GOM_NL__2PRFIN20050622_192748_000000872038_00228_17316_4709.N1	22-JUN-2005 19:27:48	Bright	86.500	60	7Bet UMi	2.0810	3950.0	173	17316	No
94	GOM_NL__2PRFIN20050622_200107_000000882038_00228_17316_4710.N1	22-JUN-2005 20:01:07	Dark	87.500	165	34Gam Eri	2.9500	3200.0	175	17316	No
95	GOM_NL__2PRFIN20050622_200912_000000892038_00228_17316_4711.N1	22-JUN-2005 20:09:12	Dark	89.000	157	The1Eri	2.9060	9300.0	178	17316	No
96	GOM_NL__2PRFIN20050622_201510_00001012038_00228_17316_4712.N1	22-JUN-2005 20:15:10	Dark	100.50	9	Alp Eri	0.45300	24000.	201	17316	No
97	GOM_NL__2PRFIN20050622_202018_000000862038_00229_17317_4699.N1	22-JUN-2005 20:20:18	Dark	85.500	135	Bet Hyi	2.8200	5800.0	171	17317	No
98	GOM_NL__2PRFIN20050622_202806_000000972038_00229_17317_4700.N1	22-JUN-2005 20:28:06	Straylight	97.000	43	Alp TrA	1.9100	4250.0	194	17317	No
99	GOM_NL__2PRFIN20050622_203119_000000872038_00229_17317_4701.N1	22-JUN-2005 20:31:19	Straylight	87.000	141	Bet Ara	2.8400	4600.0	174	17317	No
100	GOM_NL__2PRFIN20050622_203732_000000942038_00229_17317_4702.N1	22-JUN-2005 20:37:32	Bright	94.000	75	26Eps Sco	2.2910	4250.0	188	17317	No
101	GOM_NL__2PRFIN20050622_203956_000000912038_00229_17317_4703.N1	22-JUN-2005 20:39:56	Bright	91.000	16	21Alp Sco	1.0200	3000.0	182	17317	No

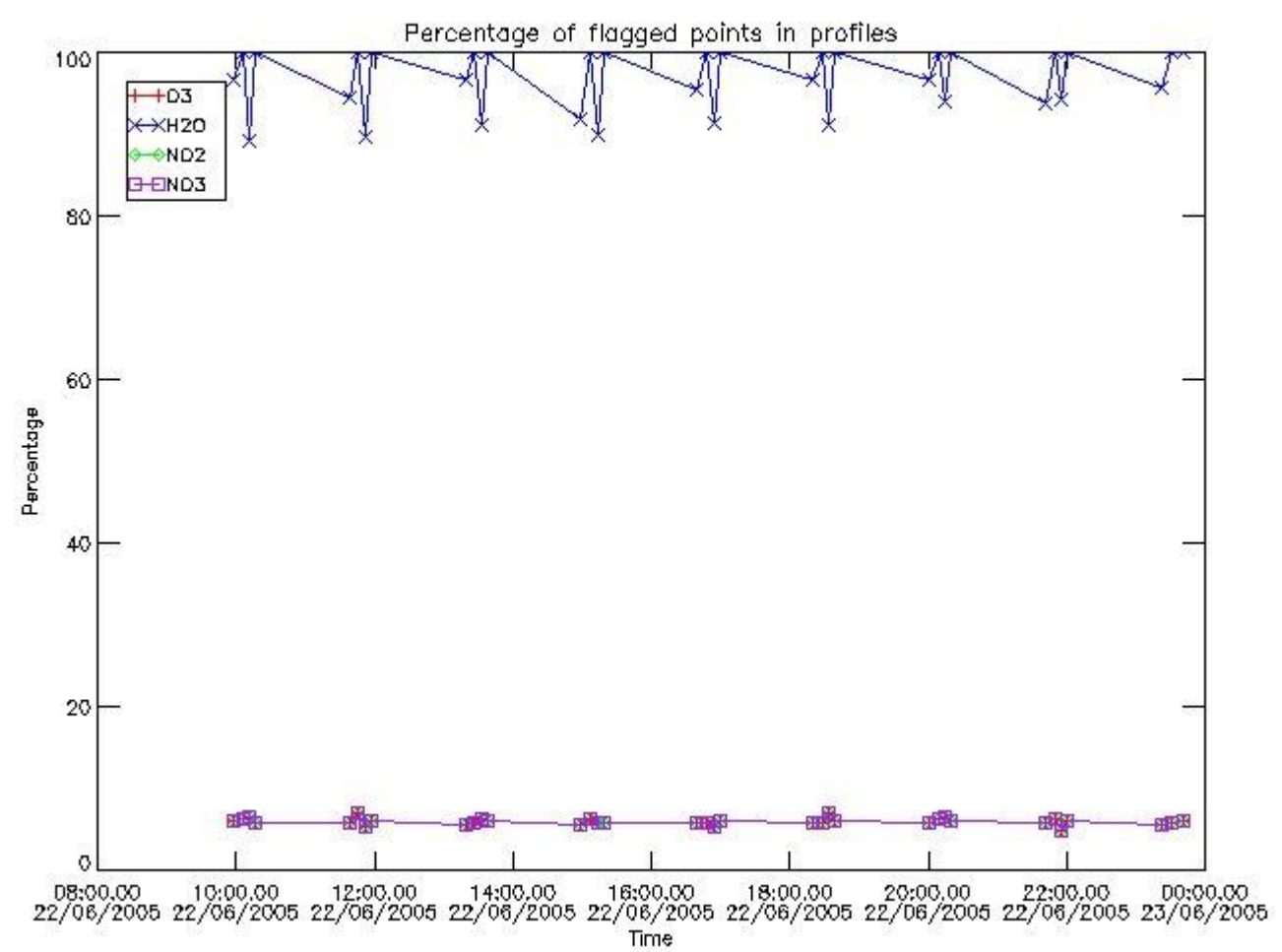


102	GOM_NL__2PRFIN20050622_204201_000000882038_00229_17317_4704.N1	22-JUN-2005 20:42:01	Bright	87.500	97	8Bet1Sco	2.5610	30000.	175	17317	No
103	GOM_NL__2PRFIN20050622_204416_000000882038_00229_17317_4705.N1	22-JUN-2005 20:44:16	Bright	87.500	98	13Zet Oph	2.5710	30000.	175	17317	No
104	GOM_NL__2PRFIN20050622_204623_000000872038_00229_17317_4706.N1	22-JUN-2005 20:46:23	Bright	87.000	120	1Del Oph	2.7340	3200.0	174	17317	No
105	GOM_NL__2PRFIN20050622_204931_000000872038_00229_17317_4707.N1	22-JUN-2005 20:49:31	Bright	86.500	102	24Alp Ser	2.6000	4250.0	173	17317	No
106	GOM_NL__2PRFIN20050622_205513_000000842038_00229_17317_4708.N1	22-JUN-2005 20:55:13	Bright	83.500	67	5Alp CrB	2.2210	11000.	167	17317	No
107	GOM_NL__2PRFIN20050622_210824_000000862038_00229_17317_4709.N1	22-JUN-2005 21:08:24	Bright	85.500	60	7Bet UMi	2.0810	3950.0	171	17317	No
108	GOM_NL__2PRFIN20050622_214143_000000892038_00229_17317_4710.N1	22-JUN-2005 21:41:43	Dark	88.500	165	34Gam Eri	2.9500	3200.0	177	17317	No
109	GOM_NL__2PRFIN20050622_214948_000000892038_00229_17317_4711.N1	22-JUN-2005 21:49:48	Dark	89.000	157	The1Eri	2.9060	9300.0	178	17317	No
110	GOM_NL__2PRFIN20050622_215546_000001042038_00229_17317_4712.N1	22-JUN-2005 21:55:46	Dark	104.00	9	Alp Eri	0.45300	24000.	208	17317	No
111	GOM_NL__2PRFIN20050622_220054_000000852038_00230_17318_4699.N1	22-JUN-2005 22:00:54	Dark	85.000	135	Bet Hyi	2.8200	5800.0	170	17318	No
112	GOM_NL__2PRFIN20050622_220842_000000882038_00230_17318_4700.N1	22-JUN-2005 22:08:42	Straylight	87.500	43	Alp TrA	1.9100	4250.0	175	17318	No
113	GOM_NL__2PRFIN20050622_221155_000000902038_00230_17318_4701.N1	22-JUN-2005 22:11:55	Straylight	90.000	141	Bet Ara	2.8400	4600.0	180	17318	No
114	GOM_NL__2PRFIN20050622_221808_000000922038_00230_17318_4702.N1	22-JUN-2005 22:18:08	Bright	92.000	75	26Eps Sco	2.2910	4250.0	184	17318	No
115	GOM_NL__2PRFIN20050622_222032_000000922038_00230_17318_4703.N1	22-JUN-2005 22:20:32	Bright	91.500	16	21Alp Sco	1.0200	3000.0	183	17318	No
116	GOM_NL__2PRFIN20050622_222237_000000882038_00230_17318_4704.N1	22-JUN-2005 22:22:37	Bright	87.500	97	8Bet1Sco	2.5610	30000.	175	17318	No
117	GOM_NL__2PRFIN20050622_222452_000000862038_00230_17318_4705.N1	22-JUN-2005 22:24:52	Bright	86.000	98	13Zet Oph	2.5710	30000.	172	17318	No
118	GOM_NL__2PRFIN20050622_222659_000000872038_00230_17318_4706.N1	22-JUN-2005 22:26:59	Bright	87.000	120	1Del Oph	2.7340	3200.0	174	17318	No
119	GOM_NL__2PRFIN20050622_223007_000000852038_00230_17318_4707.N1	22-JUN-2005 22:30:07	Bright	85.000	102	24Alp Ser	2.6000	4250.0	170	17318	No
120	GOM_NL__2PRFIN20050622_223549_000000872038_00230_17318_4708.N1	22-JUN-2005 22:35:49	Bright	86.500	67	5Alp CrB	2.2210	11000.	173	17318	No
121	GOM_NL__2PRFIN20050622_224900_000000872038_00230_17318_4709.N1	22-JUN-2005 22:49:00	Bright	87.000	60	7Bet UMi	2.0810	3950.0	174	17318	No
122	GOM_NL__2PRFIN20050622_232219_000000912038_00230_17318_4710.N1	22-JUN-2005 23:22:19	Dark	91.000	165	34Gam Eri	2.9500	3200.0	182	17318	No
123	GOM_NL__2PRFIN20050622_233025_000000902038_00230_17318_4711.N1	22-JUN-2005 23:30:25	Dark	89.500	157	The1Eri	2.9060	9300.0	179	17318	No
124	GOM_NL__2PRFIN20050622_234131_000000862038_00231_17319_4699.N1	22-JUN-2005 23:41:31	Dark	86.000	135	Bet Hyi	2.8200	5800.0	172	17319	No
125	GOM_NL__2PRFIN20050622_234918_000000952038_00231_17319_4700.N1	22-JUN-2005 23:49:18	Straylight	94.500	43	Alp TrA	1.9100	4250.0	189	17319	No
126	GOM_NL__2PRFIN20050622_235232_000000962038_00231_17319_4701.N1	22-JUN-2005 23:52:32	Straylight	96.000	141	Bet Ara	2.8400	4600.0	192	17319	No
127	GOM_NL__2PRFIN20050622_235844_000000902038_00231_17319_4702.N1	22-JUN-2005 23:58:44	Bright	90.000	75	26Eps Sco	2.2910	4250.0	180	17319	No

### 3. Quality information per product


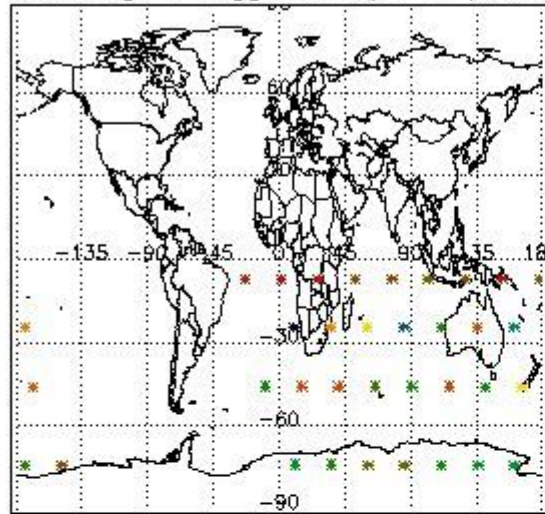
In this section it is plotted some information contained in the Quality Summary data set of the level 2 products. Only products in dark limb conditions and without errors (error flag in the MPH set to "0") are used.

#### 3.1 Plot quality information per product (time dependant)

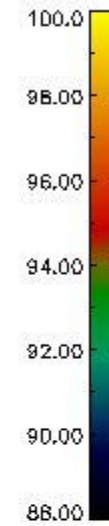
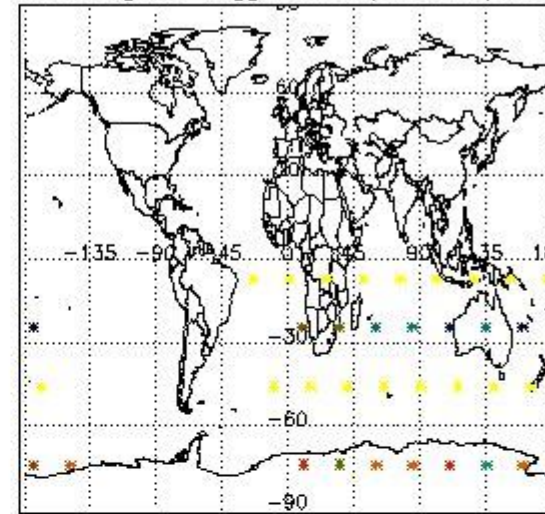


3.2 Plot quality information per product (world map)


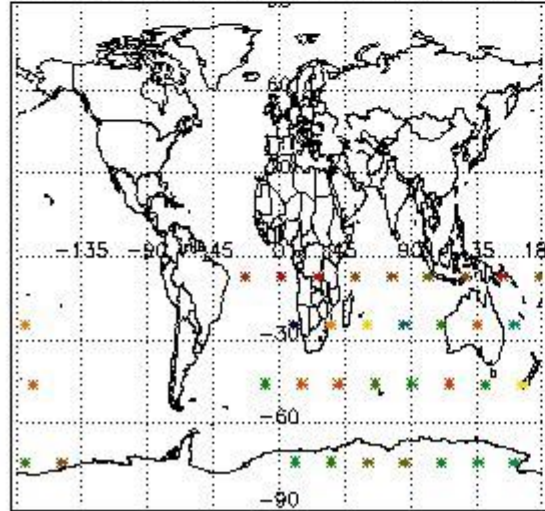
Percentage of flagged data per O3 profile



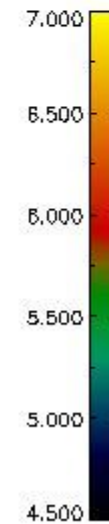
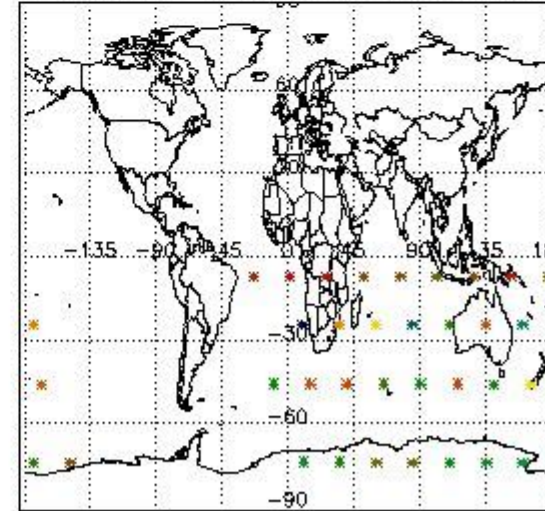
Percentage of flagged data per H2O profile



Percentage of flagged data per NO2 profile



Percentage of flagged data per NO3 profile

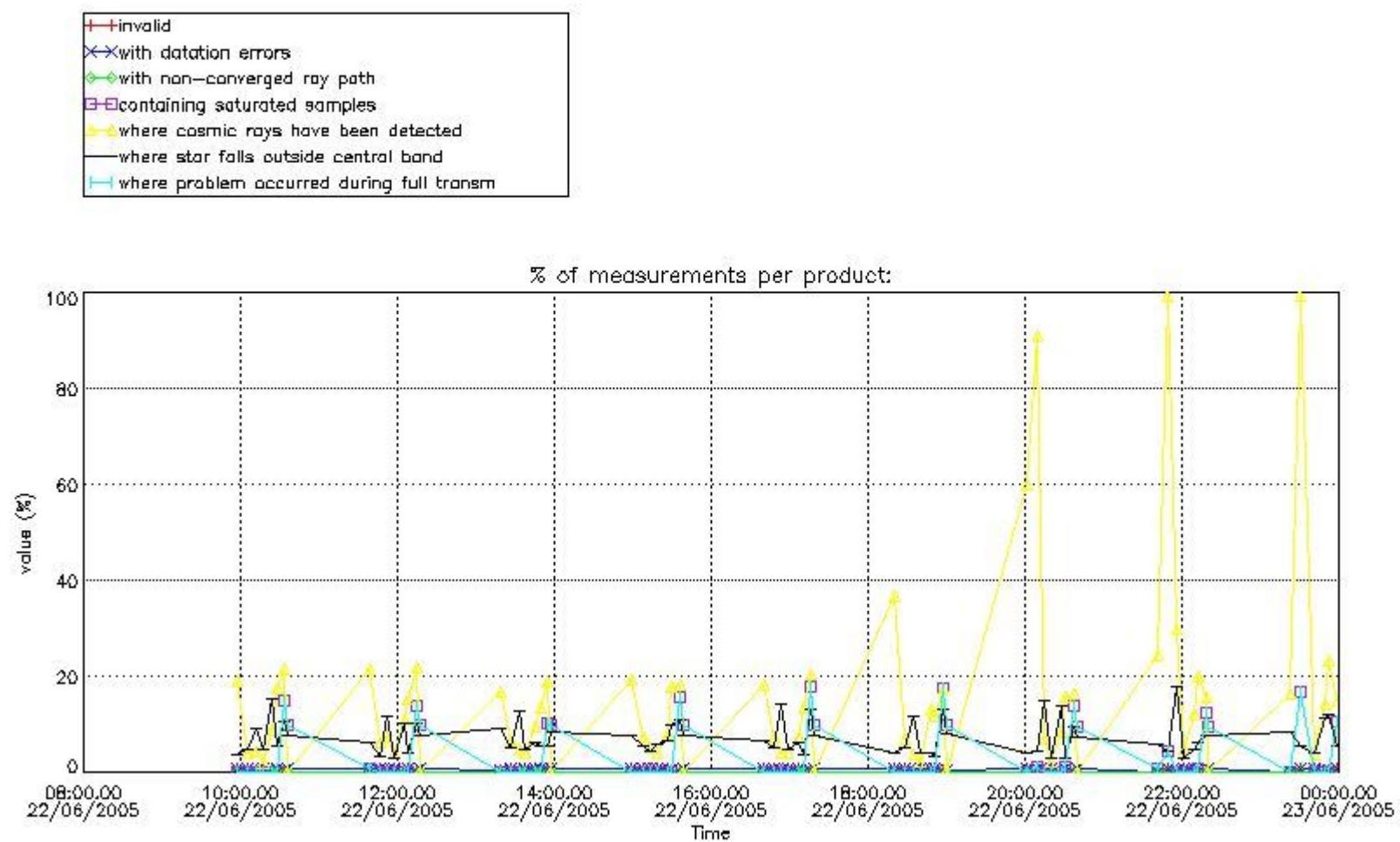


#### 4. Level 1 quality information per product

In this section it is plotted some information contained in the Quality Summary data set of the level 2 products that comes from the level 1b processing. Products without errors (error flag in the MPH set to "0") are used.

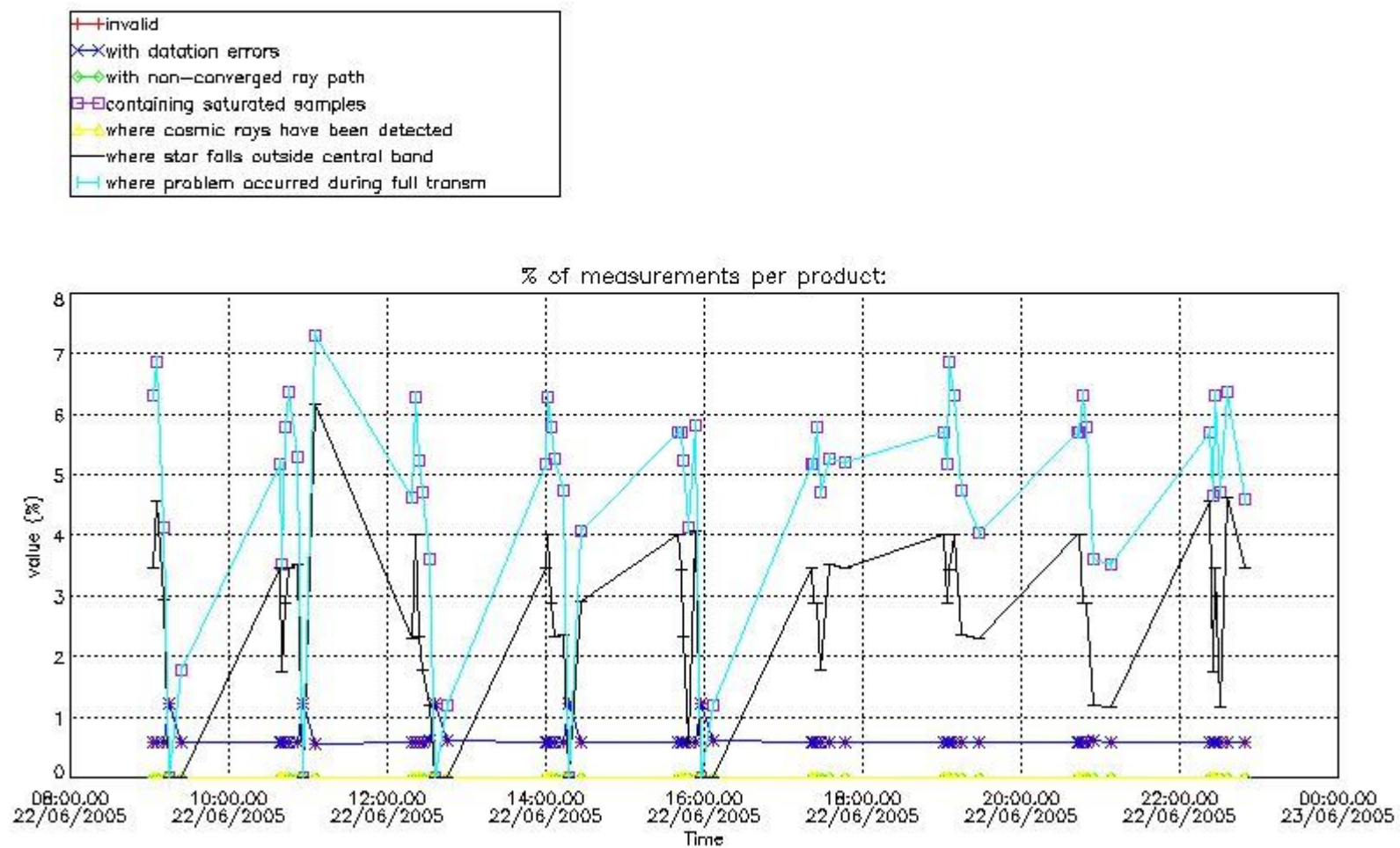
##### 4.1 Plot quality information per product (time dependant) coming from level 1b processing

###### 4.1.1 Plot level 1 quality information per product (time dependant): ENVISAT ASCENDING passes



4.1.2 Plot level 1 quality information per product (time dependant): ENVI SAT DESCENDING passes

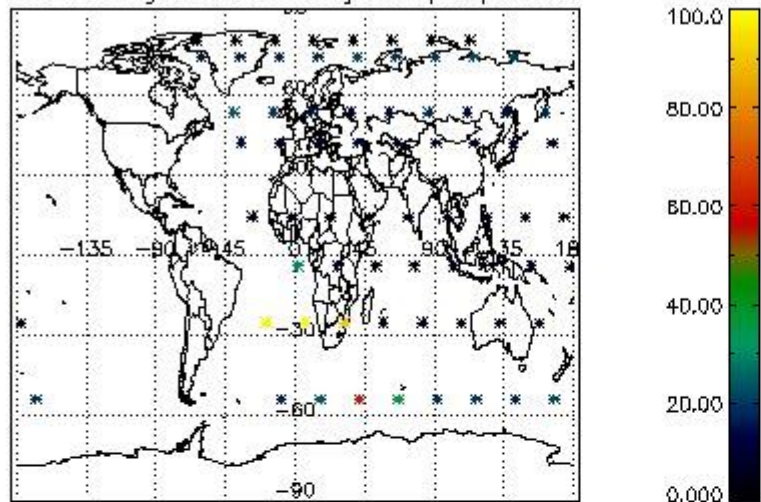




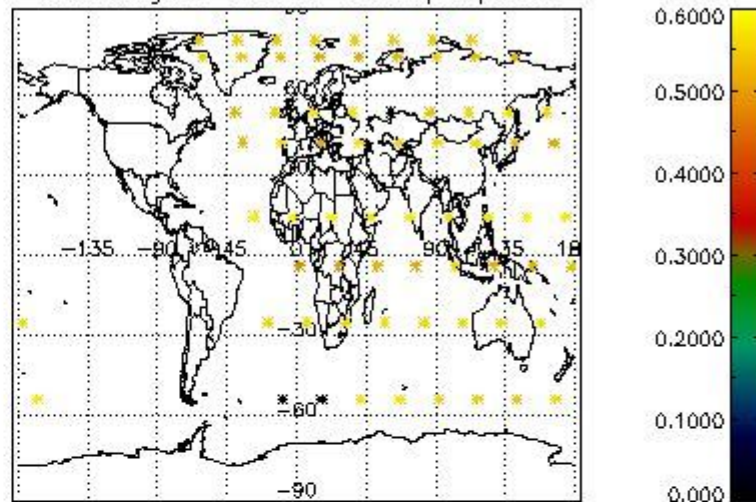
4.2 Plot quality information per product coming from level 1b processing (world map)

4.2.1 Plot level 1 quality information per product (world map): ENVISAT ASCENDING passes

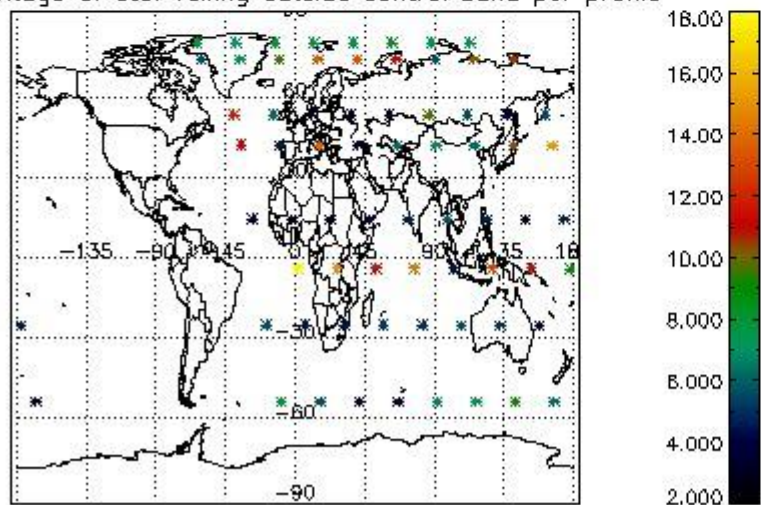
Percentage of cosmic ray hits per profile



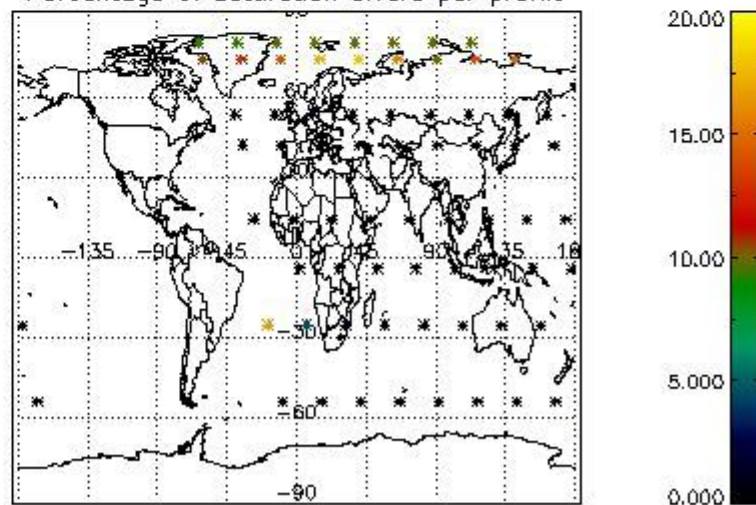
Percentage of datation errors per profile



Percentage of star falling outside central band per profile

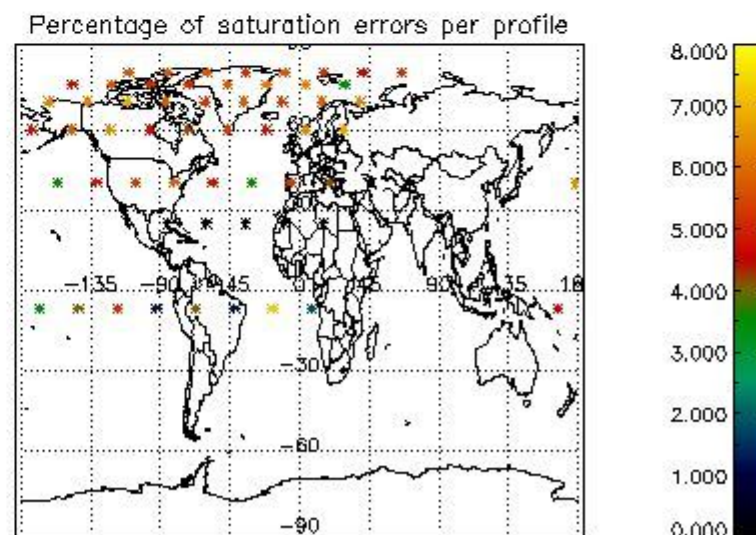
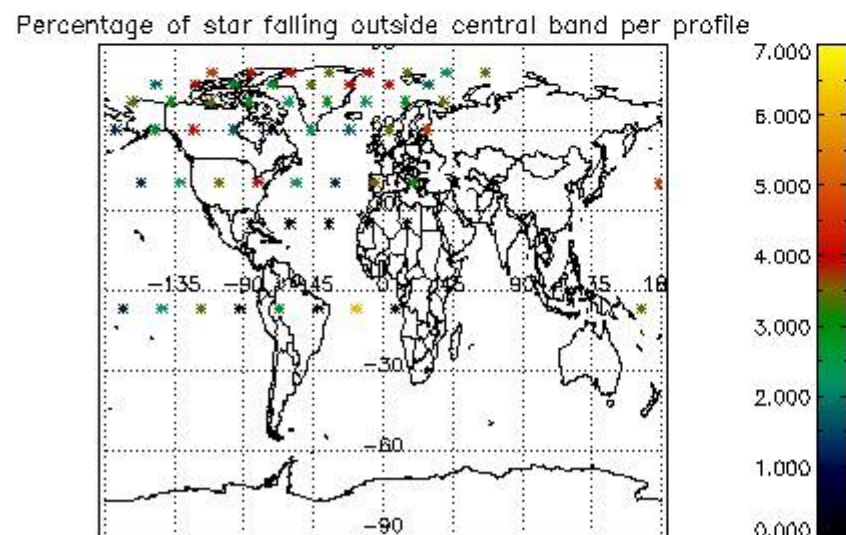
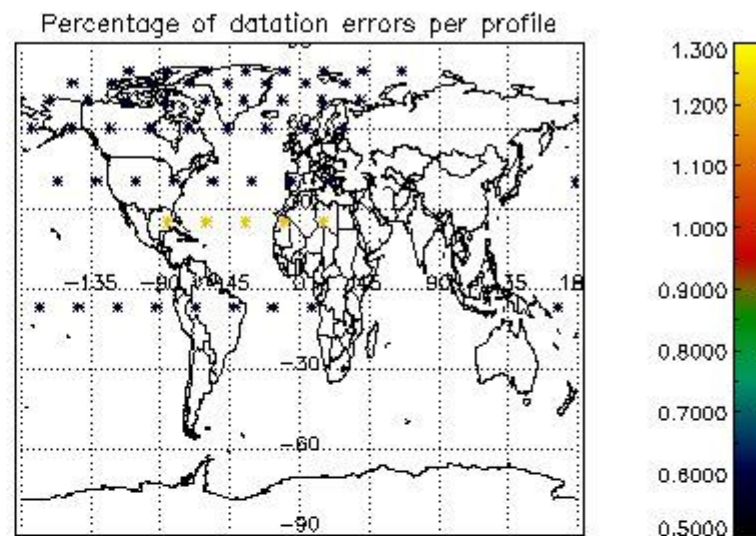
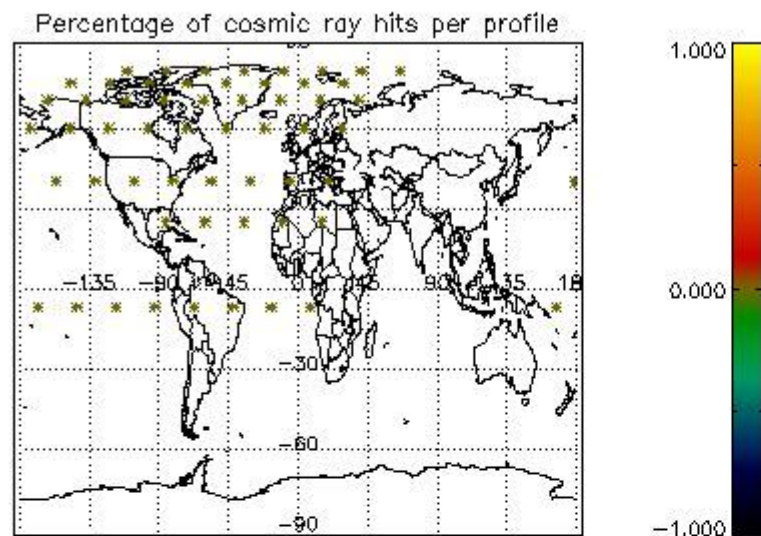


Percentage of saturation errors per profile



4.2.2 Plot level 1 quality information per product (world map): ENVISAT DESCENDING passes





## 5. Trace gas profiles

### 5.1 Ozone statistics based on quality of products

The final quality of the products can be "measured" using the STD (Standard Deviation) attached to every point profile. This information is written to the parameter GOM\_NL\_\_2P/NL\_LOCAL\_SPECIES\_DENSITY/o3\_std of the level 2 products. The table below shows the statistics for given STD ranges.

The statistics are given with respect to the overall valid production:

- Products without fatal errors: GOM\_NL\_\_2P/MPH/PRODUCT\_ERR=0
- Valid point profile: GOM\_NL\_\_2P/NL\_LOCAL\_SPECIES\_DENSITY/pcd(0)=0

The 'Criteria' is applied to valid points of dark limb products:

- Products in dark limb illumination condition: GOM\_NL\_\_2P/NL\_SUMMARY\_QUALITY/obs\_ill\_cond=0
- Products without fatal errors: GOM\_NL\_\_2P/MPH/PRODUCT\_ERR=0
- Valid point profile: GOM\_NL\_\_2P/NL\_LOCAL\_SPECIES\_DENSITY/pcd(0)=0

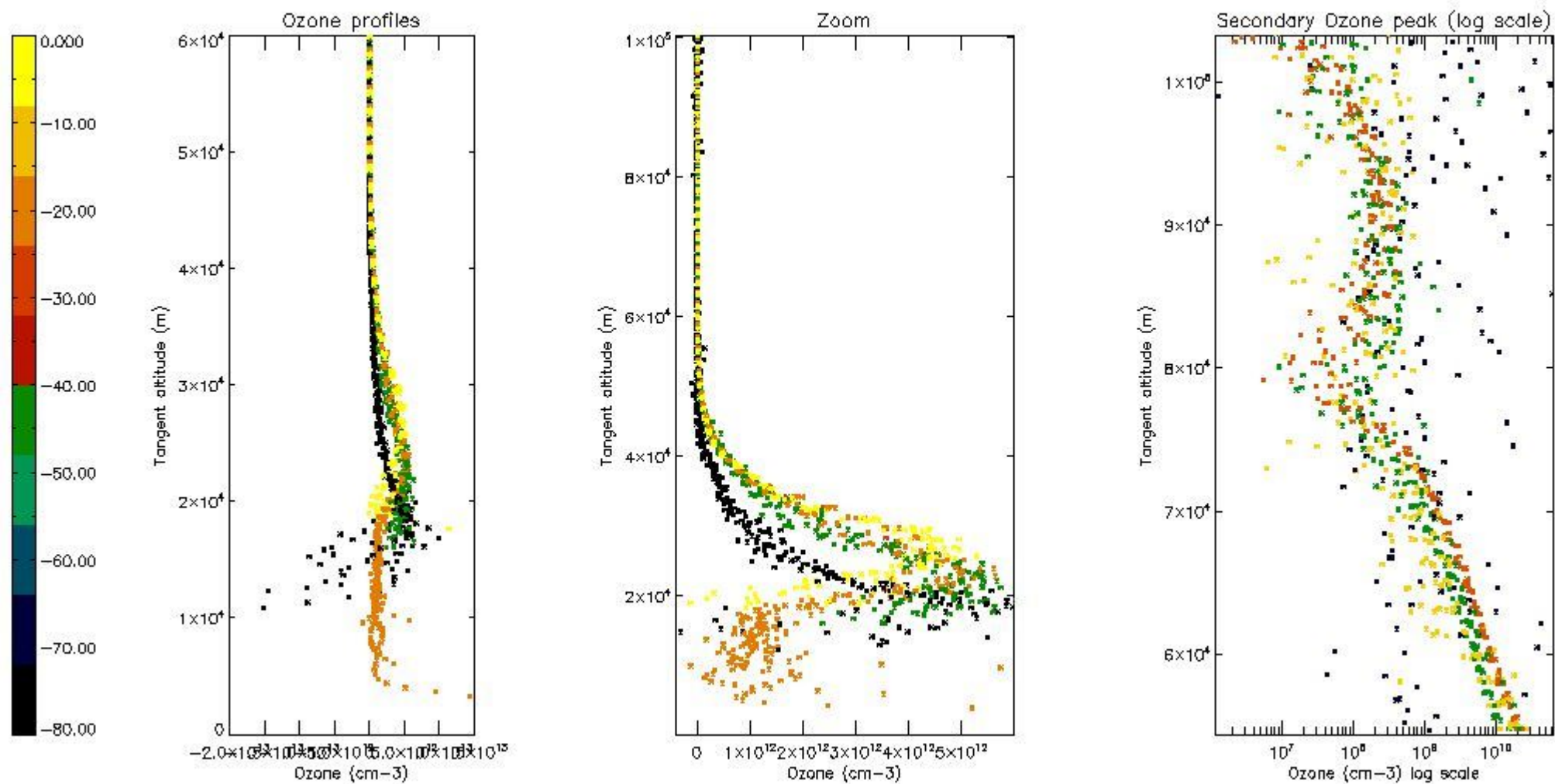
So, the table below shows the percentage of dark limb and valid observations for each criteria with respect to the overall valid daily observations.

Criteria	% of total production
All STD	29
STD < 20	5

STD < 10	4
STD < 5	2

5.2 Plot ozone profiles for all STD (dark without errors)

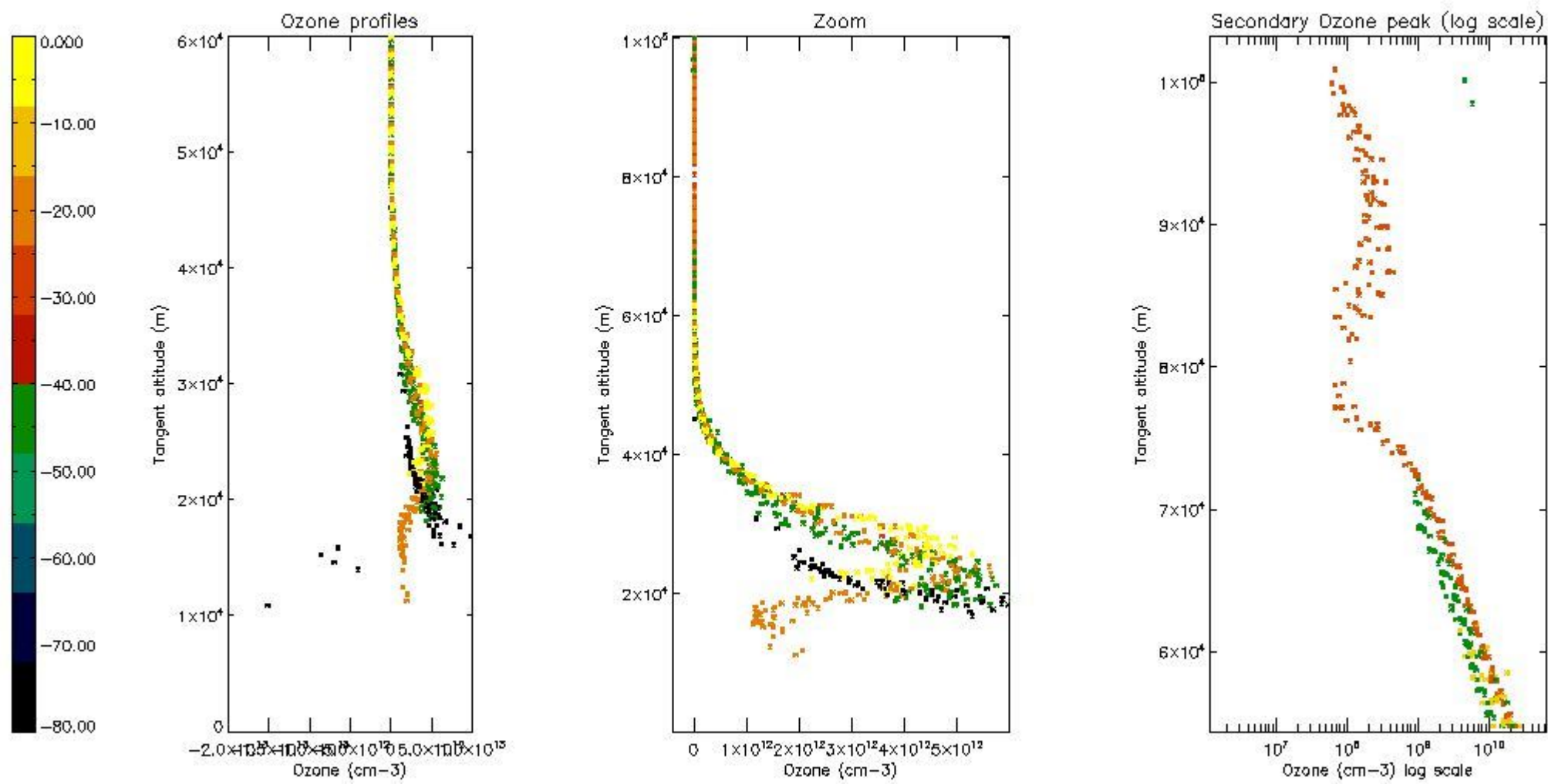
The colorbar represents the latitude.



5.3 Plot ozone profiles where STD < 20% (dark without errors)

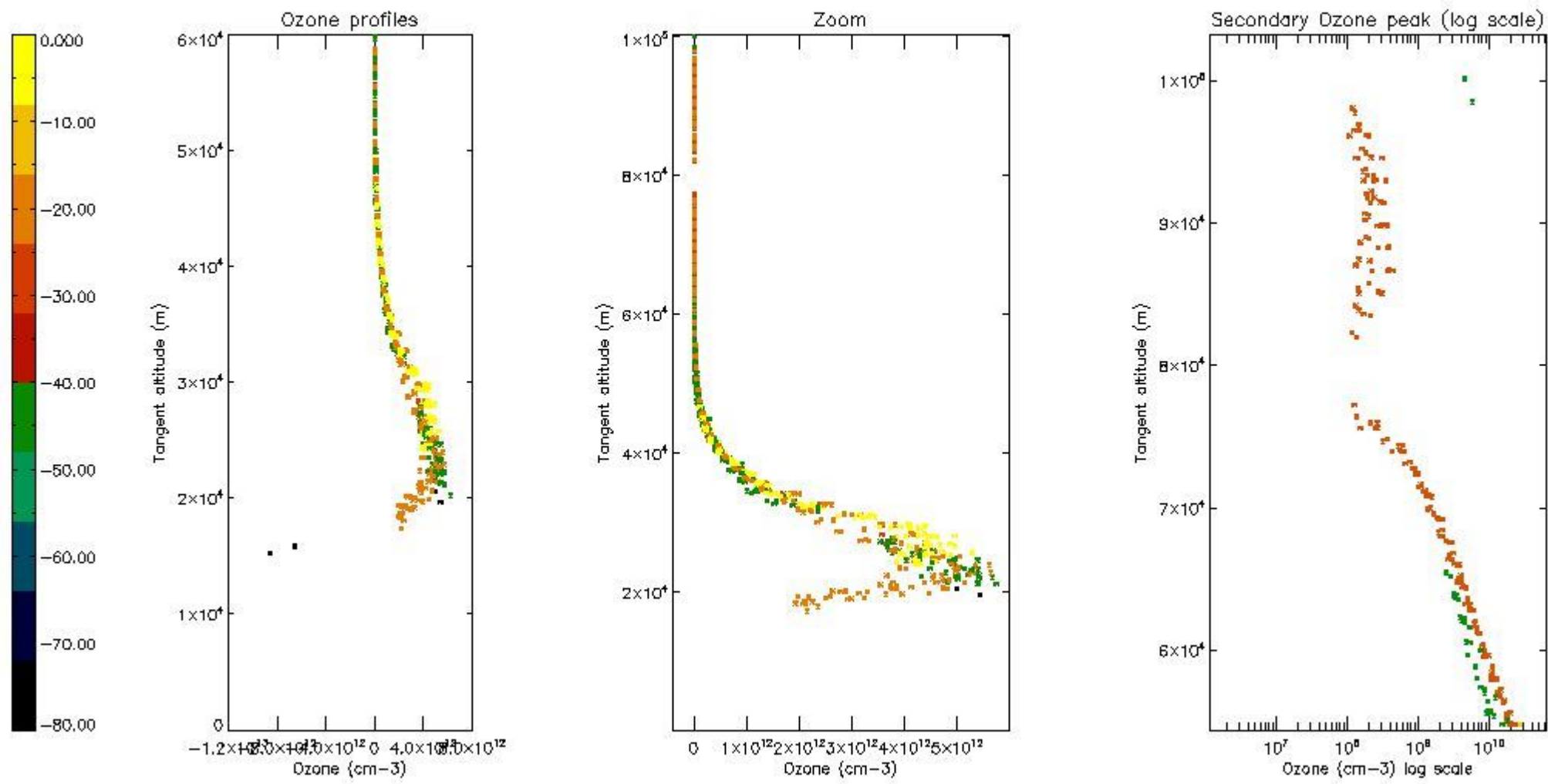
The colorbar represents the latitude.





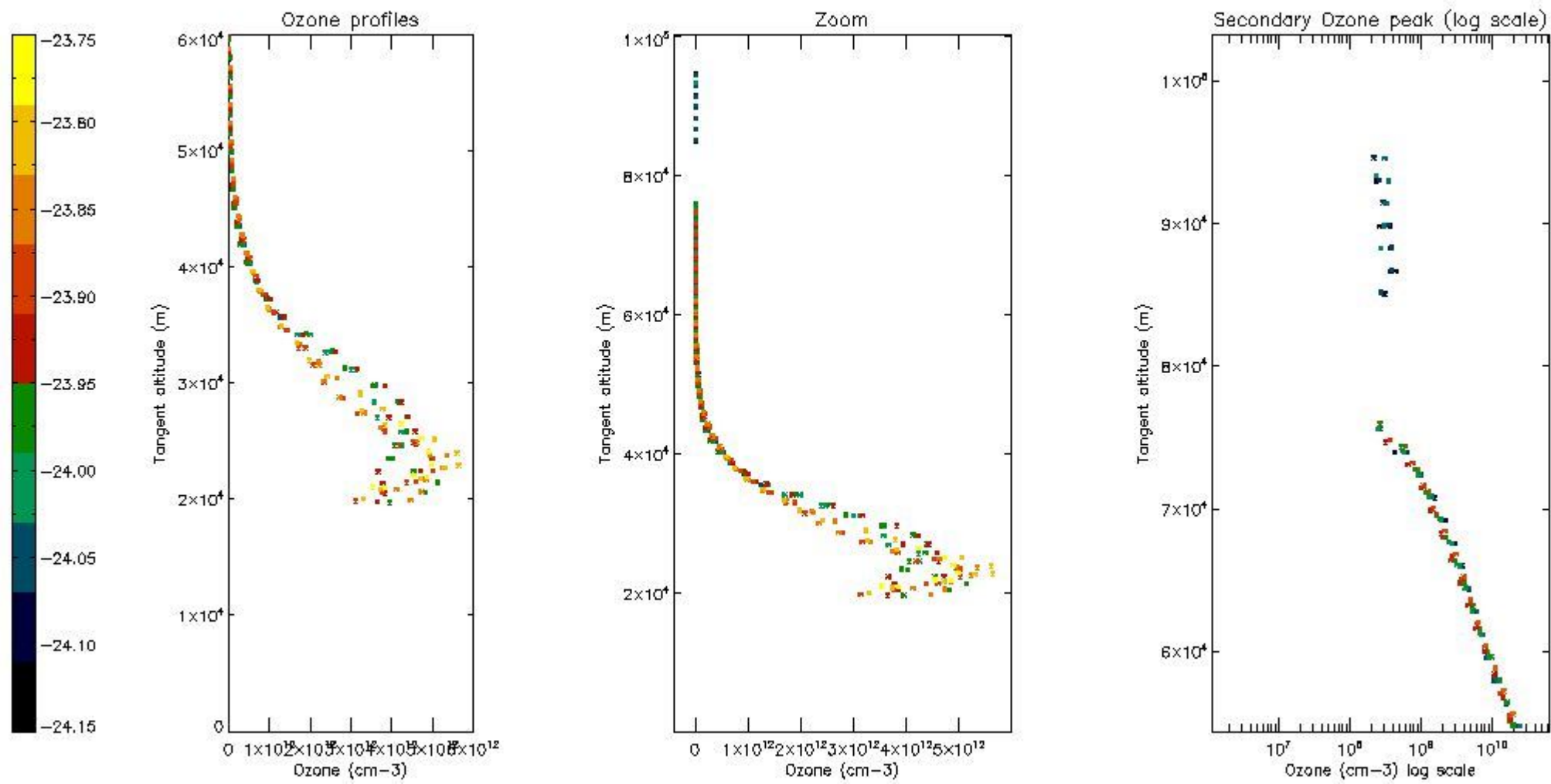
*5.4 Plot ozone profiles where STD < 10% (dark without errors)*

The colorbar represents the latitude.



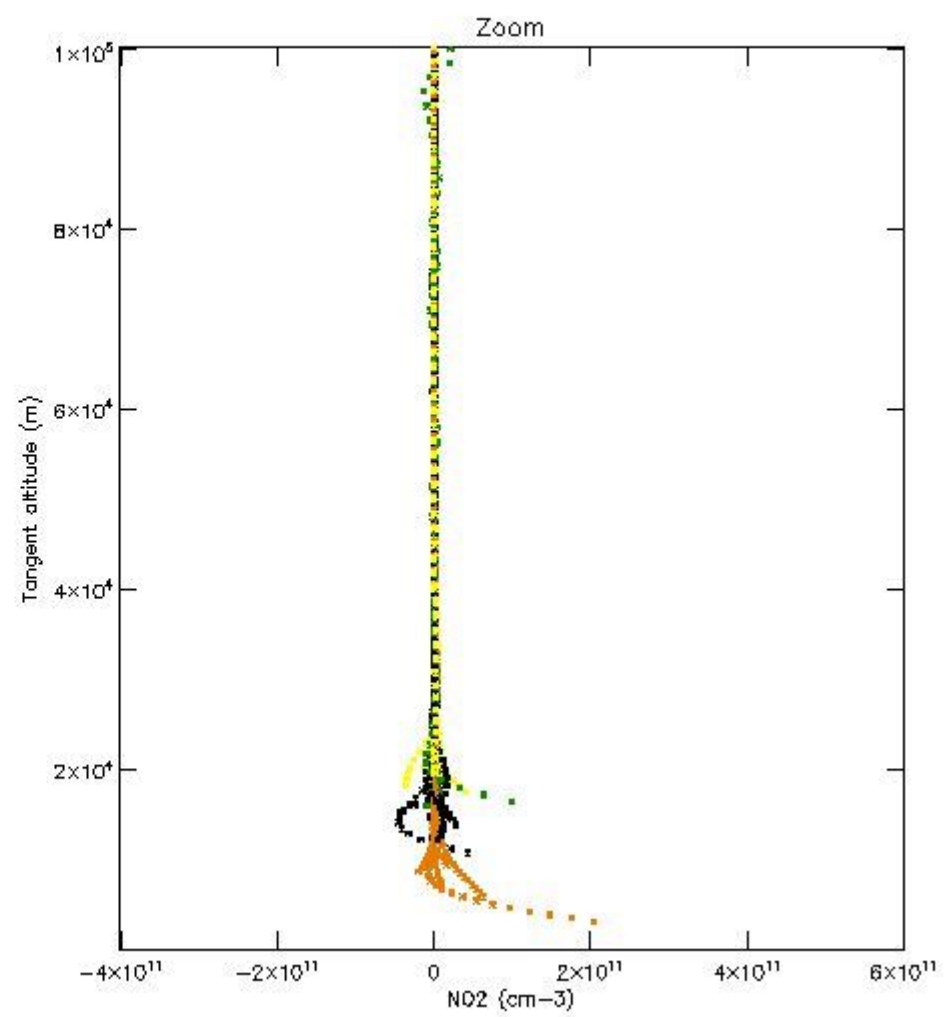
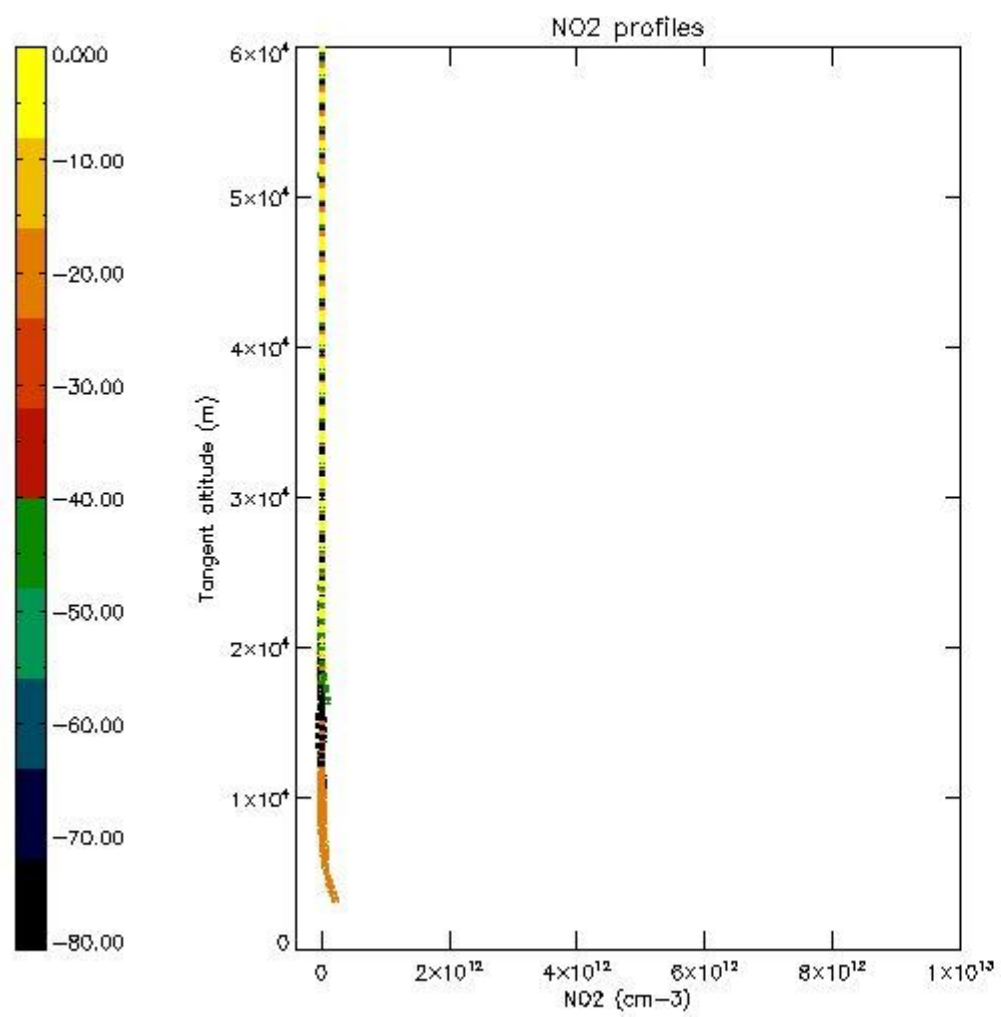
*5.5 Plot ozone profiles where STD < 5% (dark without errors)*

The colorbar represents the latitude.



*5.6 Plot NO<sub>2</sub> profiles for all STD (dark without errors)*

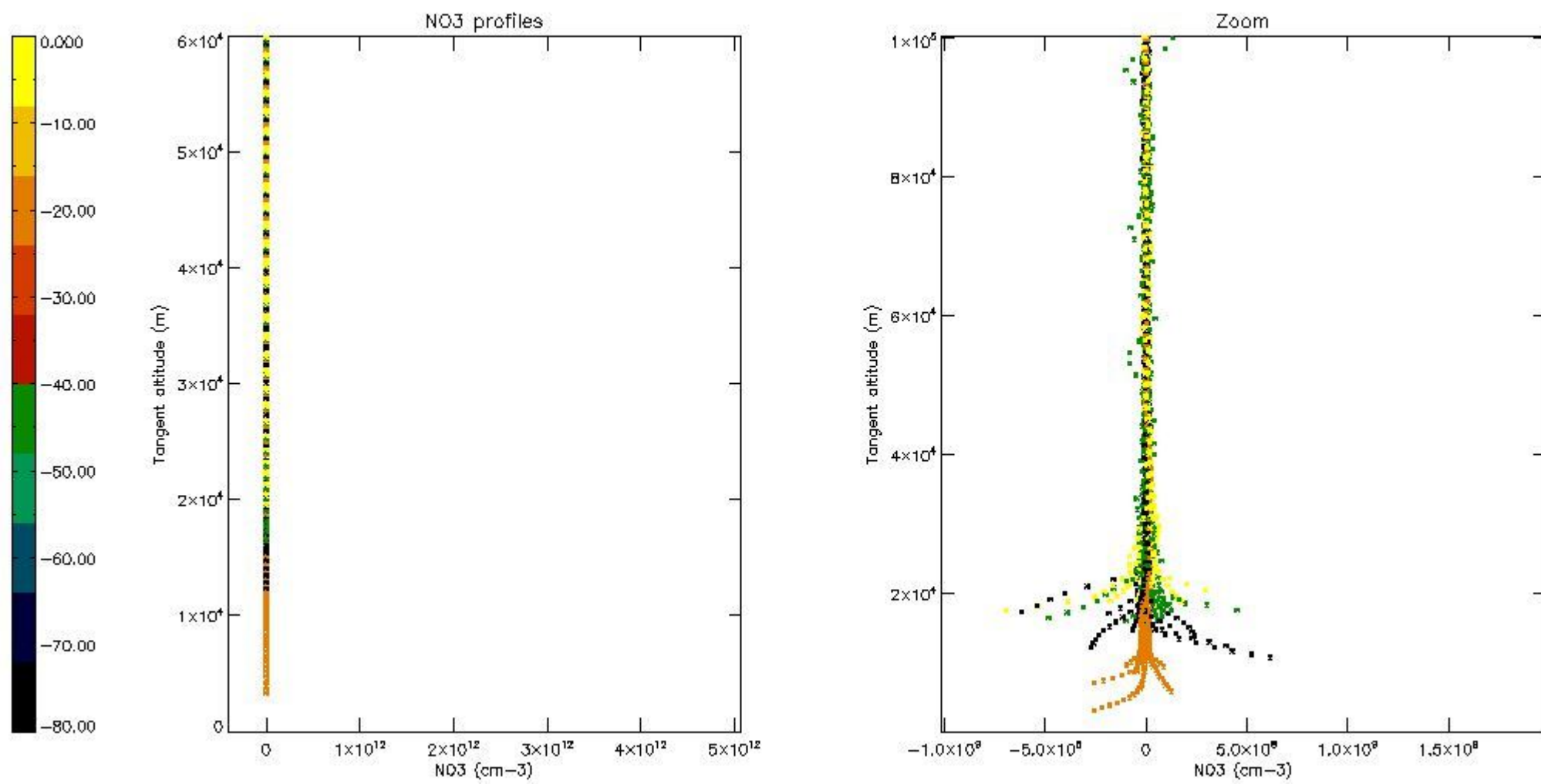
The colorbar represents the latitude.



*5.7 Plot NO3 profiles for all STD (dark without errors)*

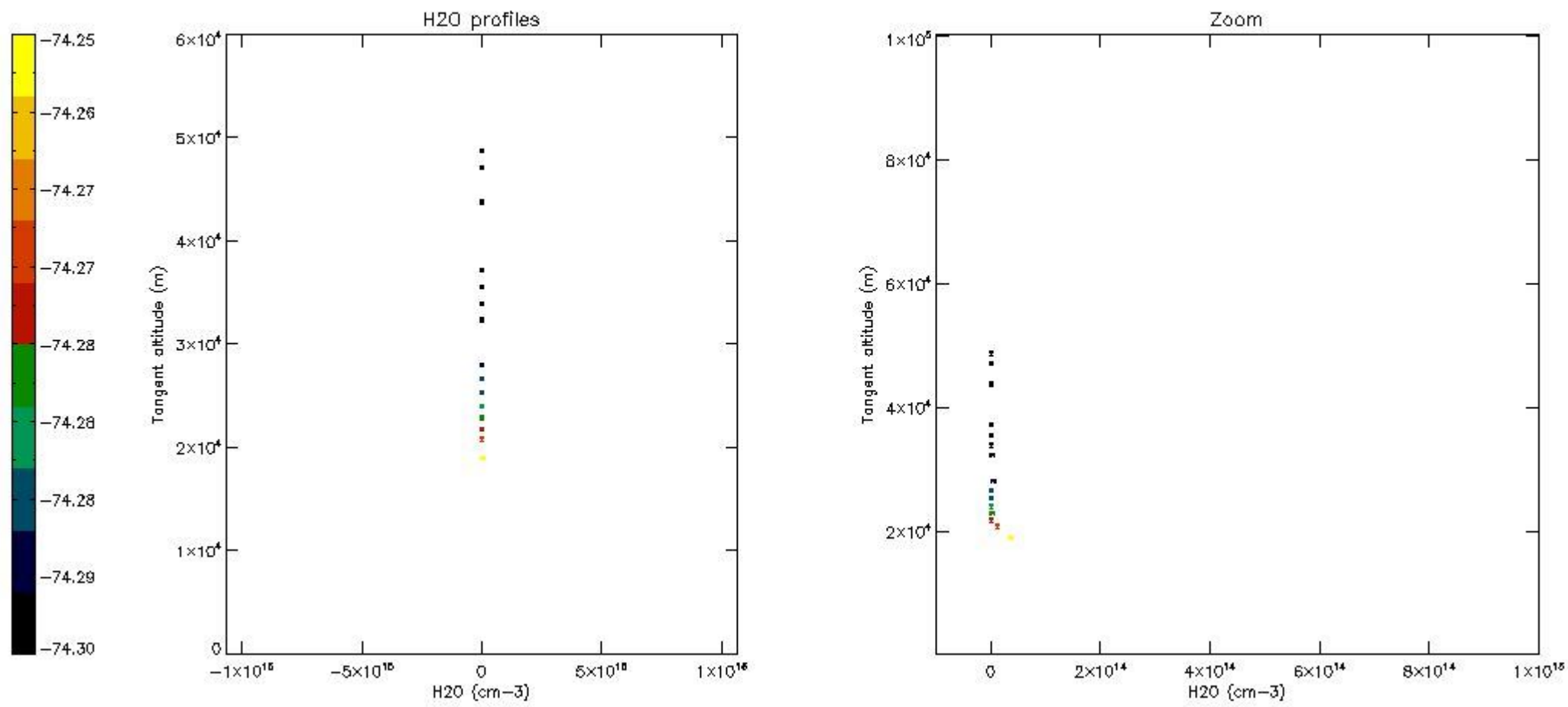
The colorbar represents the latitude.





5.8 Plot H2O profiles for all STD (only for occultations of stars 1,2,3,4,13,14,16,26,63 dark without errors)

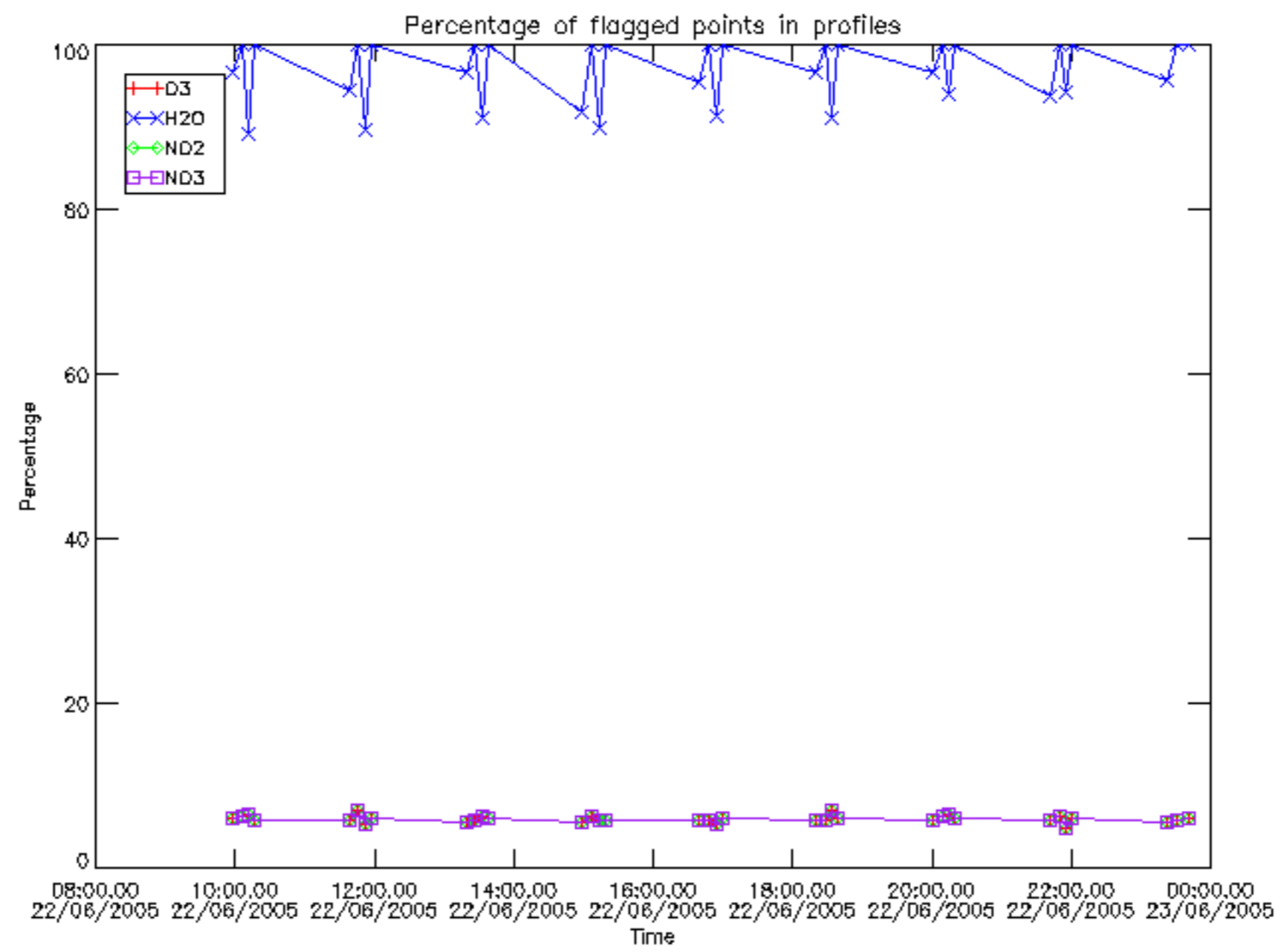
The colorbar represents the latitude.



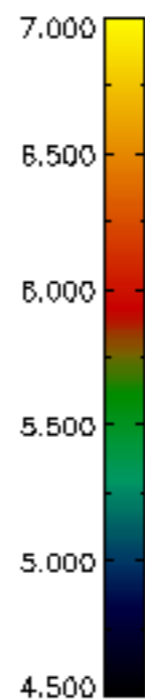
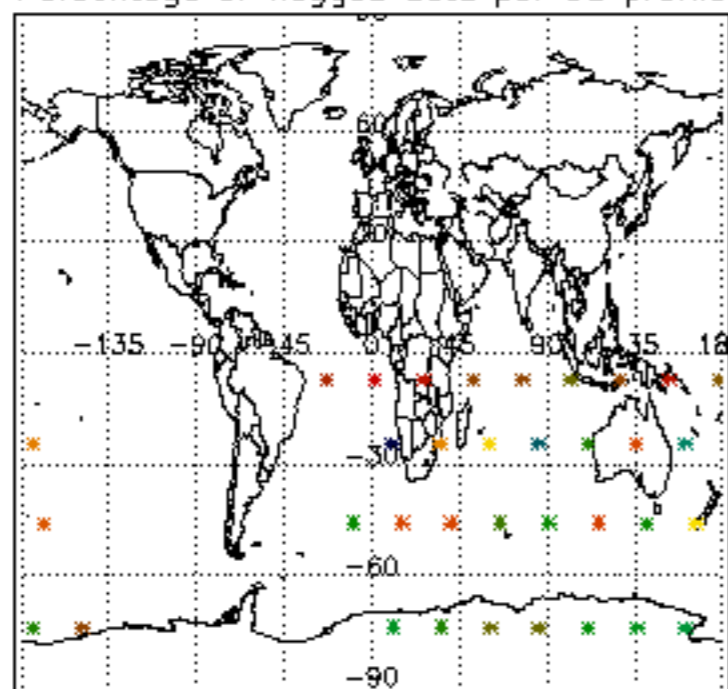
## 6. Auxiliary Data Files used for the production reported in section 2

The number reported in the third column indicates since which file (see list in section 2) the corresponding auxiliary file has been used. The fourth column is the date of those product files.

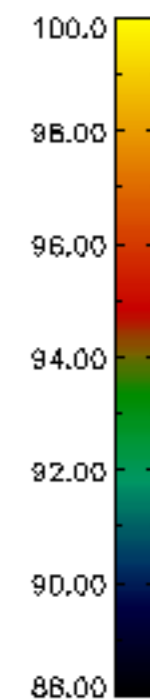
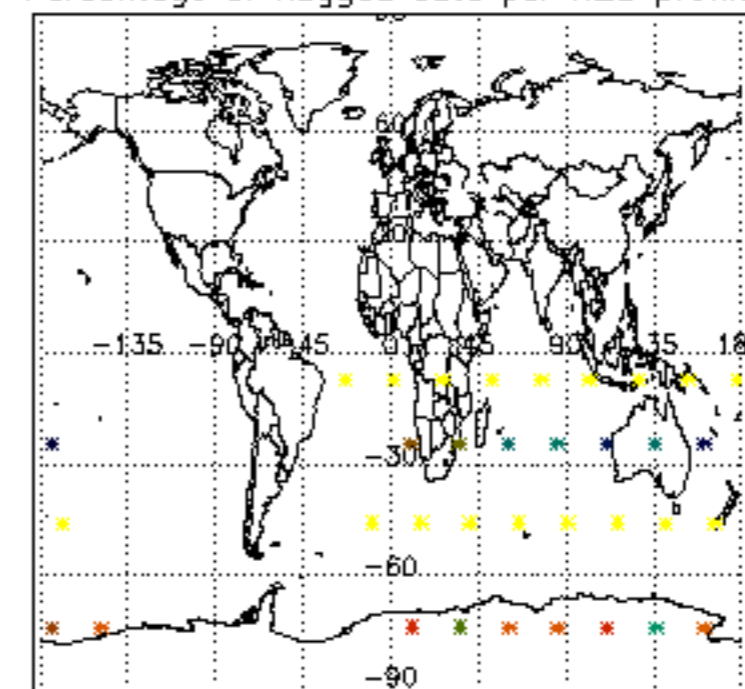
Type	Auxiliary Filename	Used since product	Used since product date
INST_PHYS_CHARACTERISTICS	GOM_INS_AXVIEC20091111_143220_20030716_120000_20500101_000000	1	22-JUN-2005 09:02:10
LEVEL-2_PROC_CONFIG	GOM_PR2_AXVIEC20091111_152718_20020301_000000_20500101_000000	1	22-JUN-2005 09:02:10
CROSS_SECTIONS_FILE	GOM_CRS_AXVIEC20091111_154832_20020301_000000_20500101_000000	1	22-JUN-2005 09:02:10



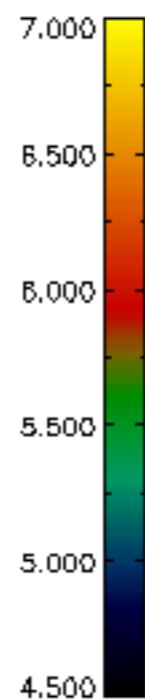
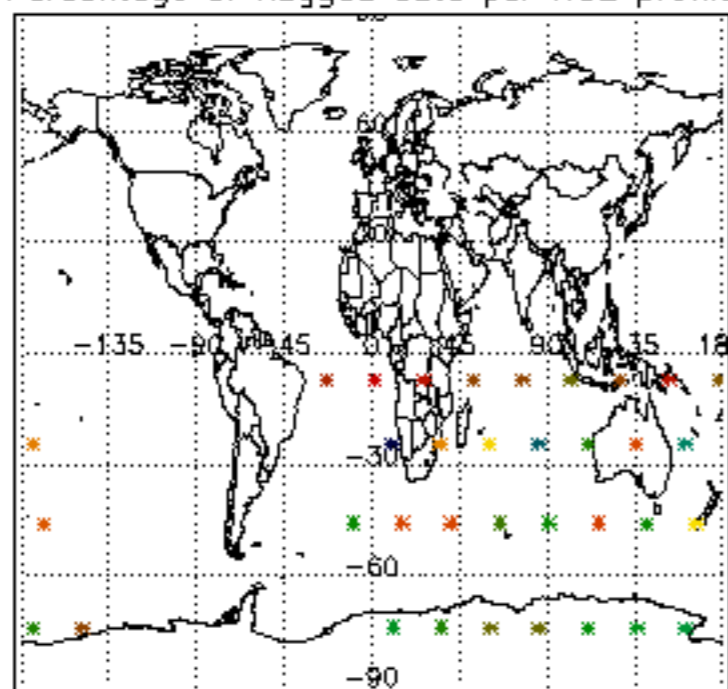
Percentage of flagged data per D3 profile



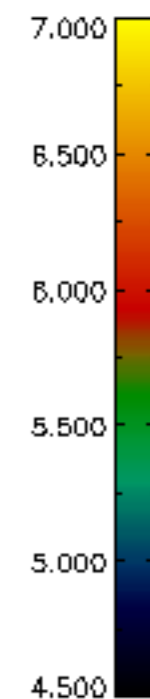
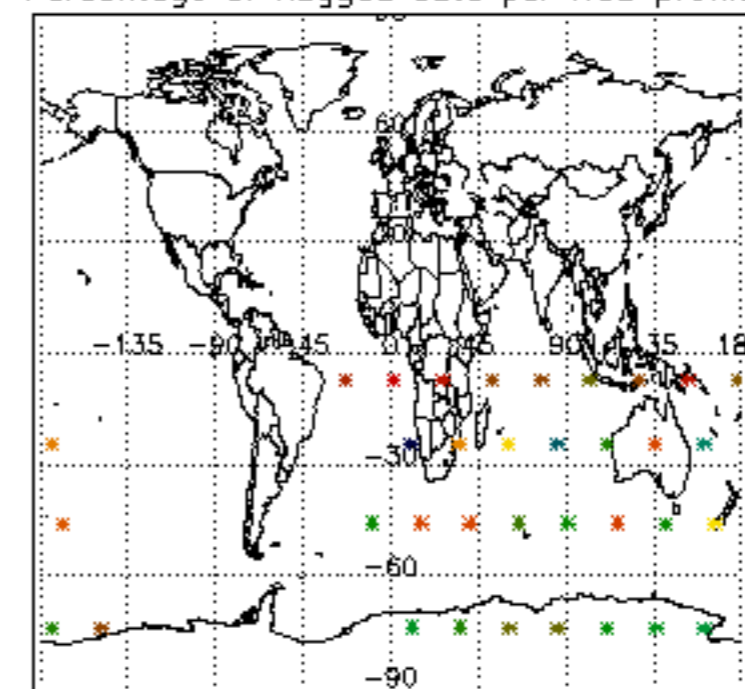
Percentage of flagged data per H2O profile



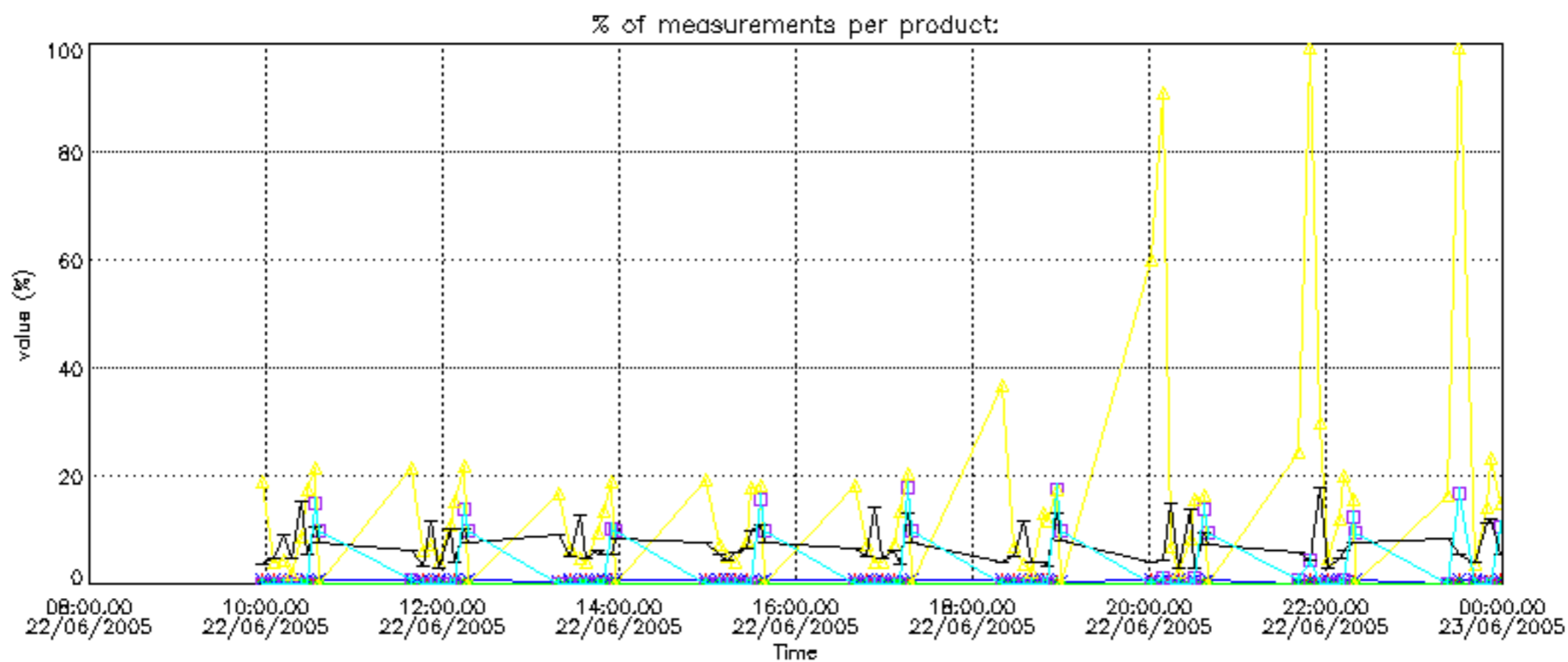
Percentage of flagged data per NO2 profile

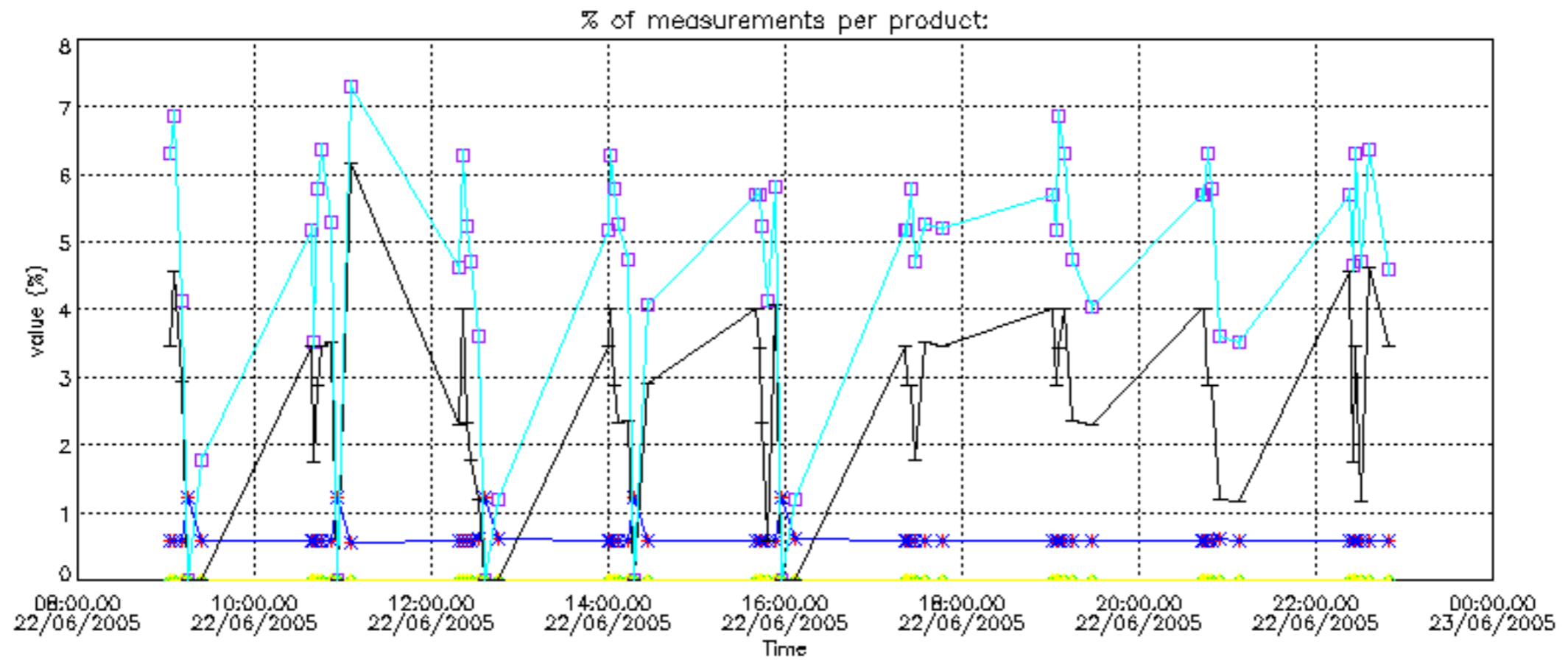


Percentage of flagged data per NO3 profile

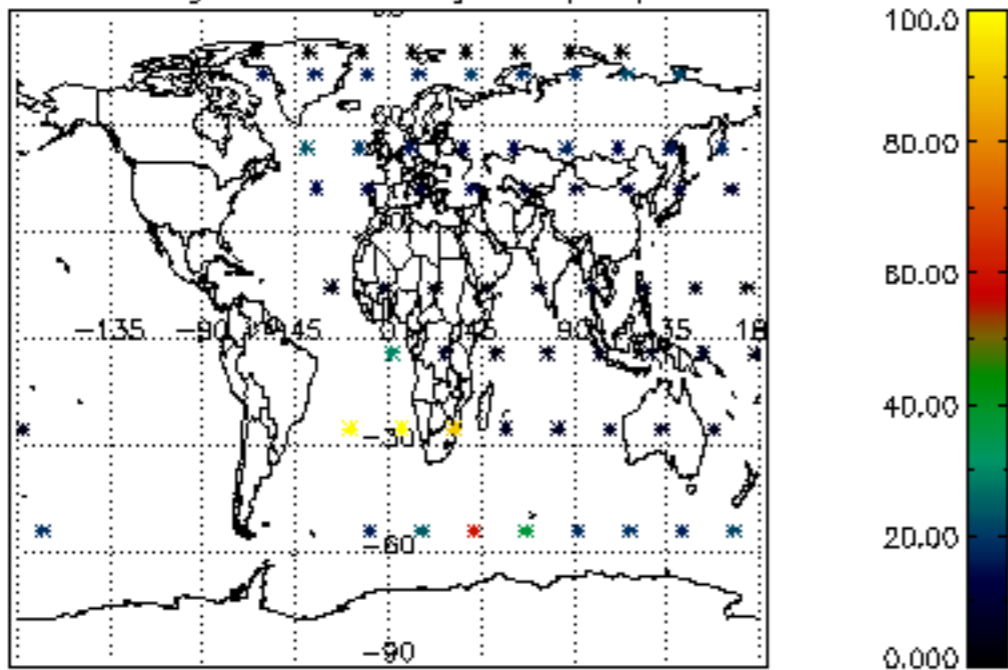




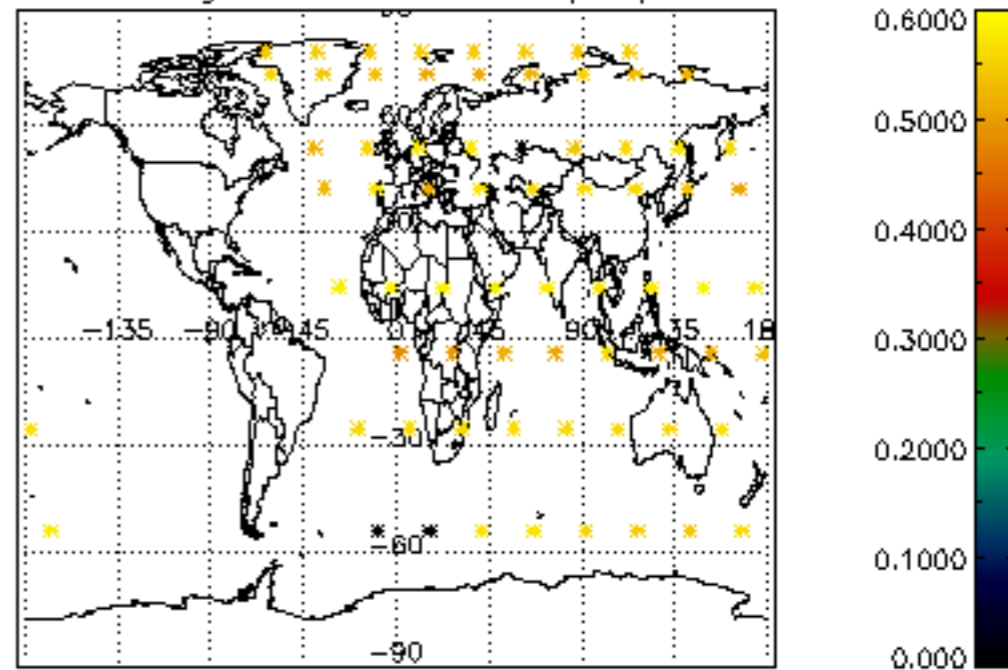




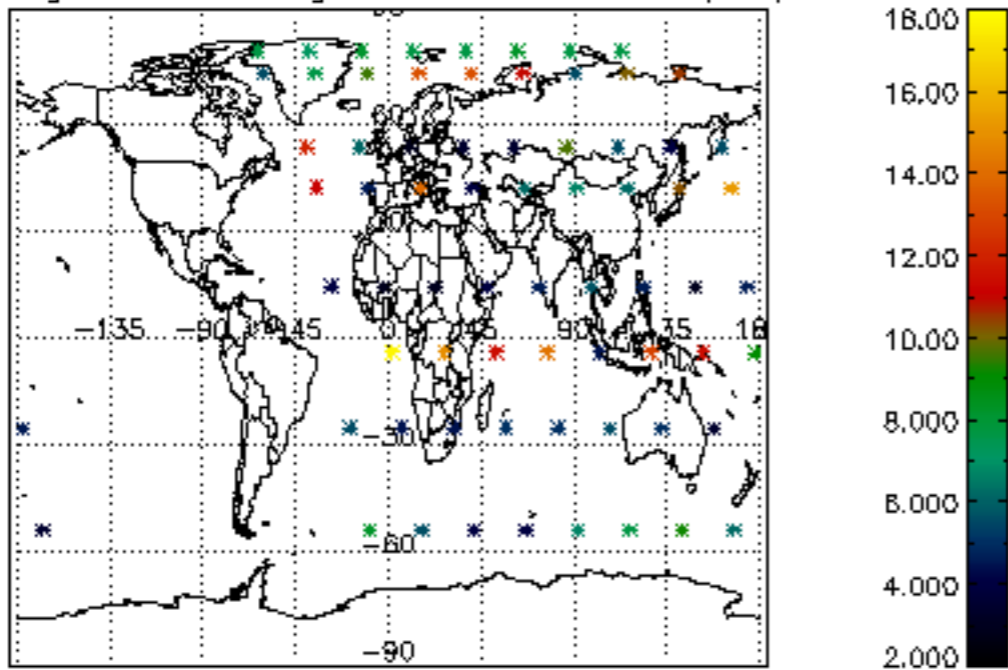
Percentage of cosmic ray hits per profile



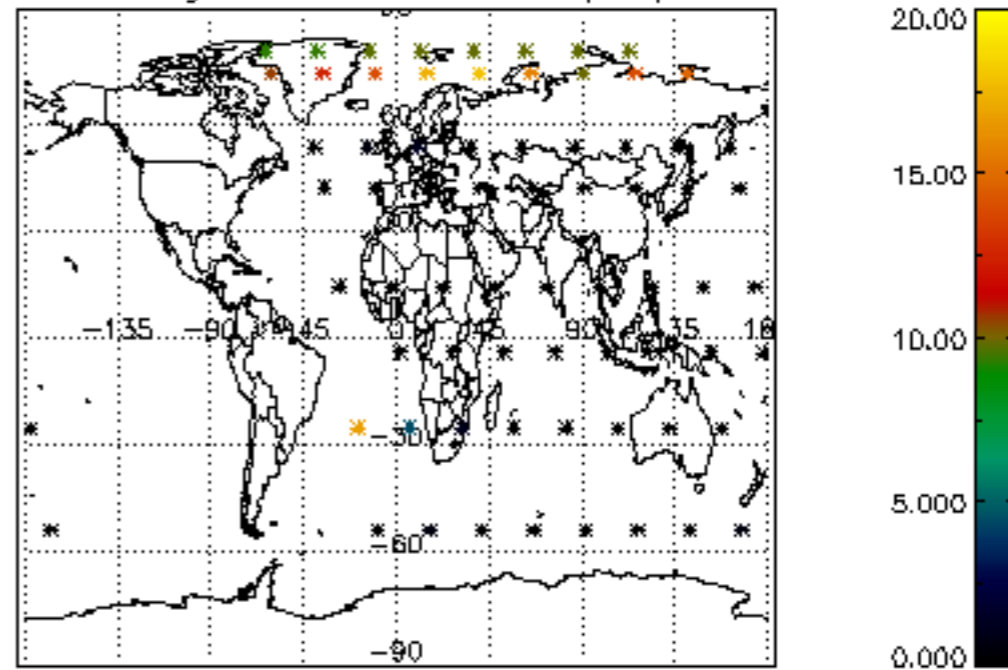
Percentage of datation errors per profile



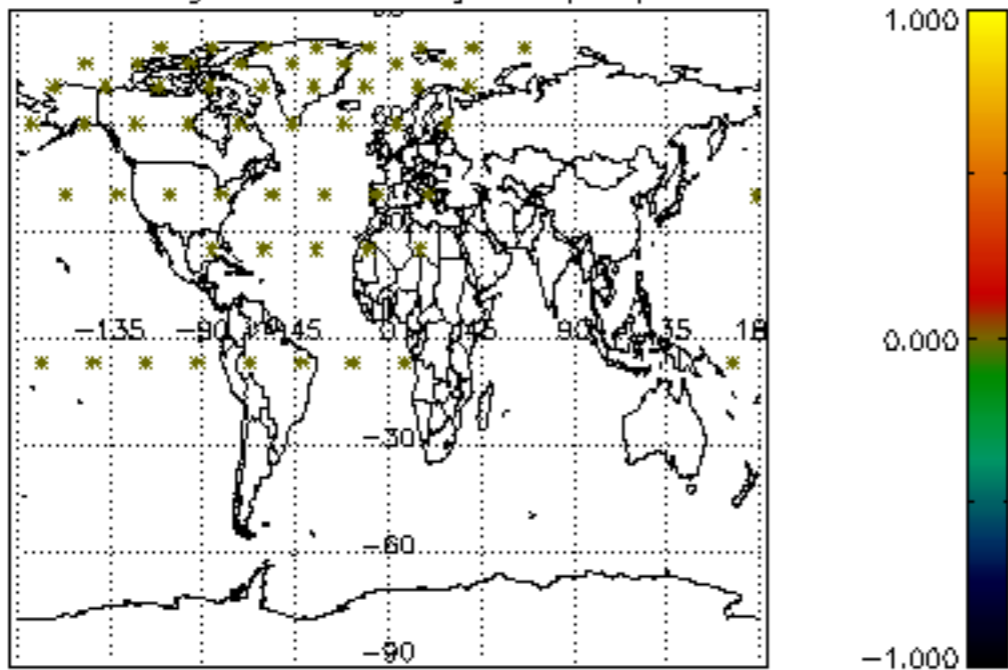
Percentage of star falling outside central band per profile



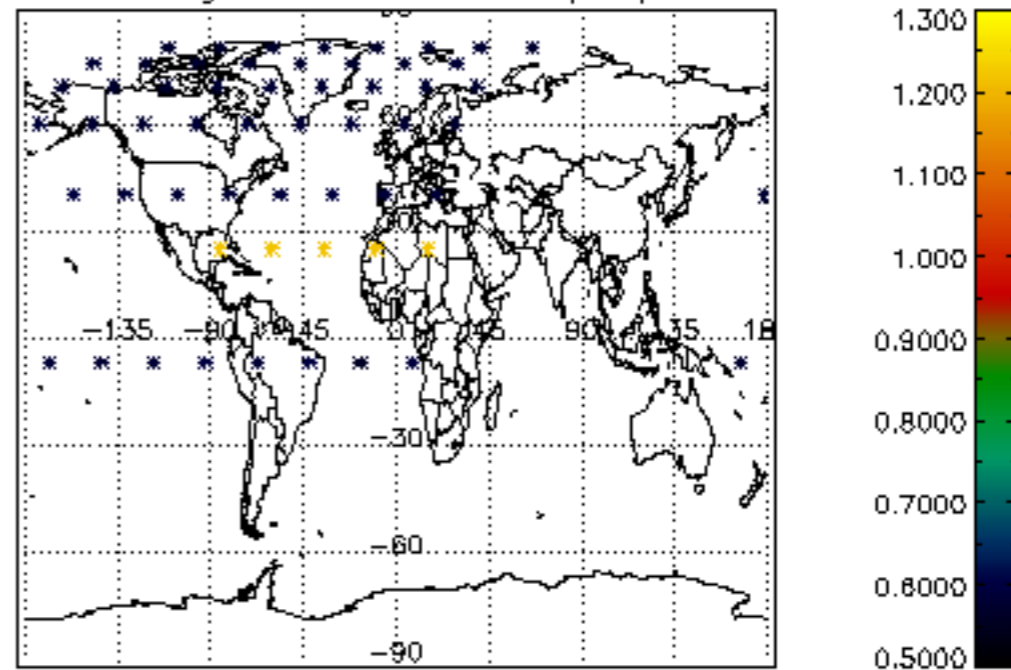
Percentage of saturation errors per profile



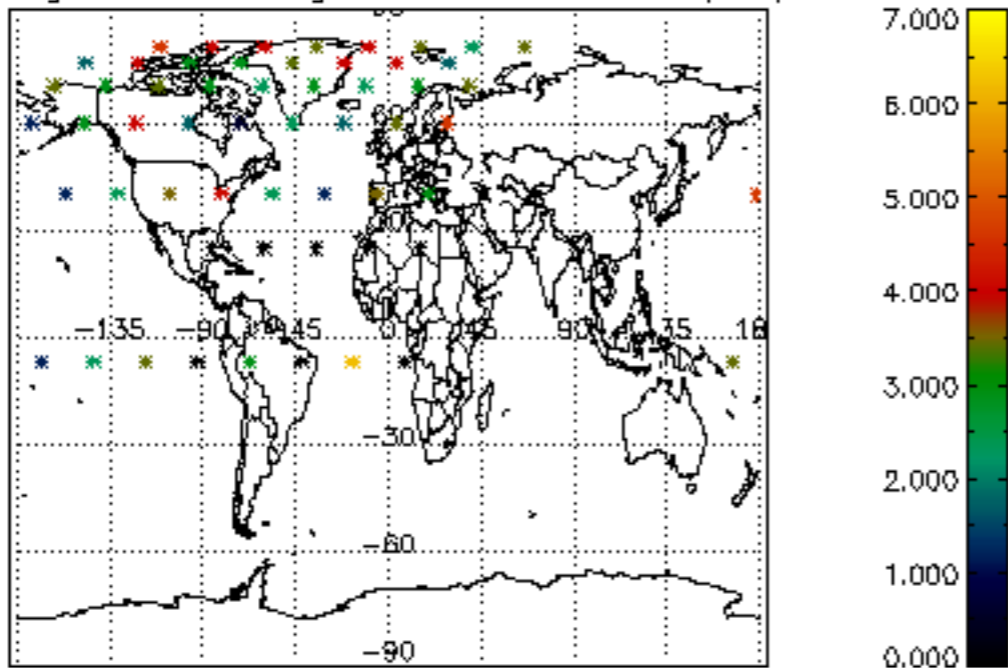
Percentage of cosmic ray hits per profile



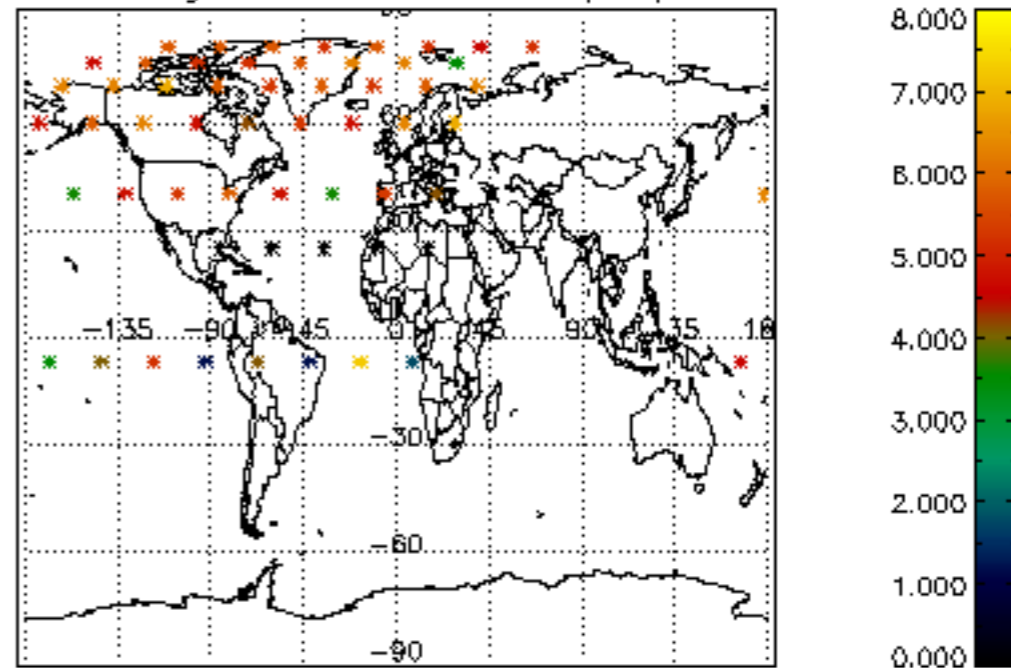
Percentage of datation errors per profile



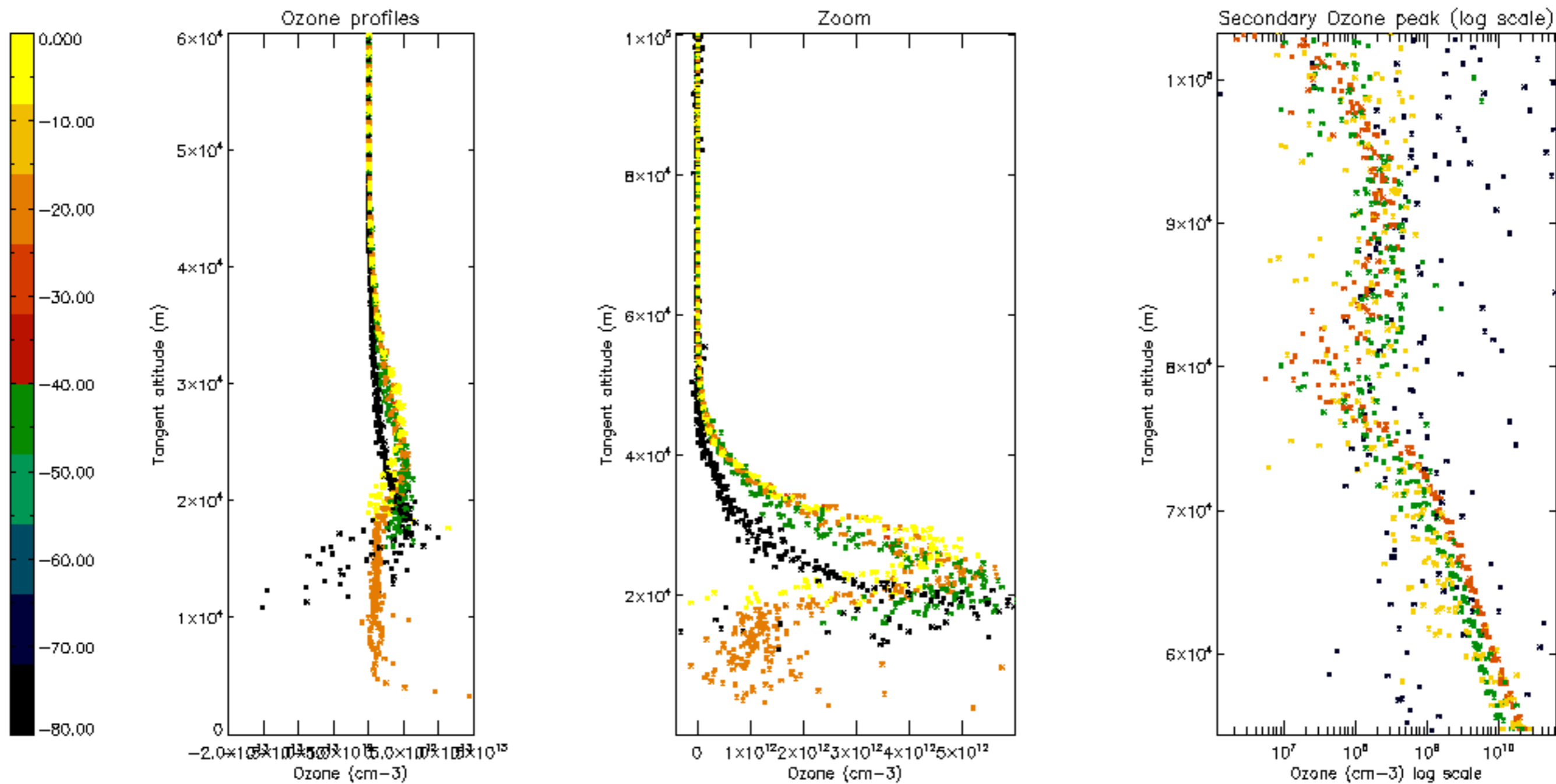
Percentage of star falling outside central band per profile

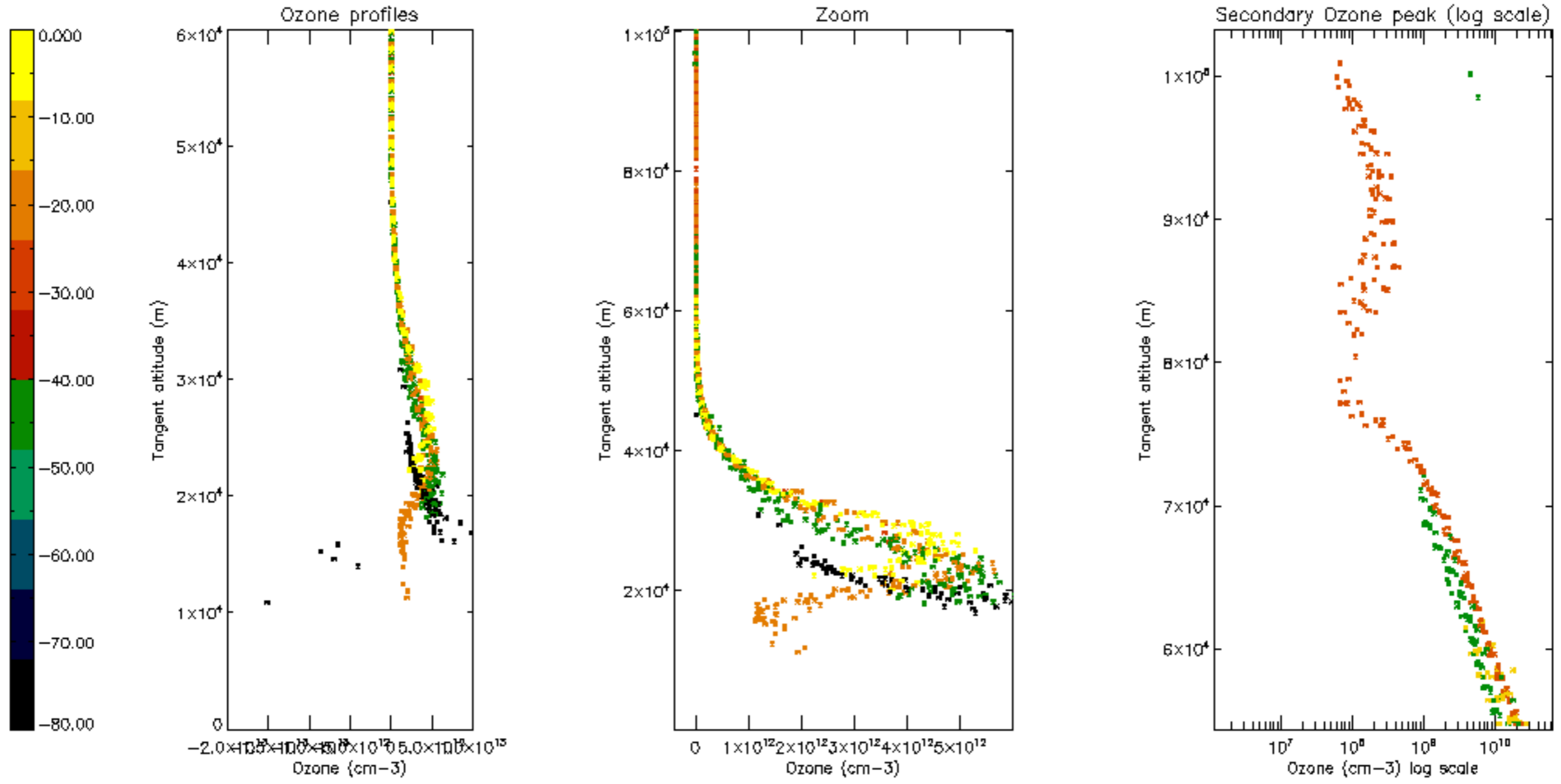


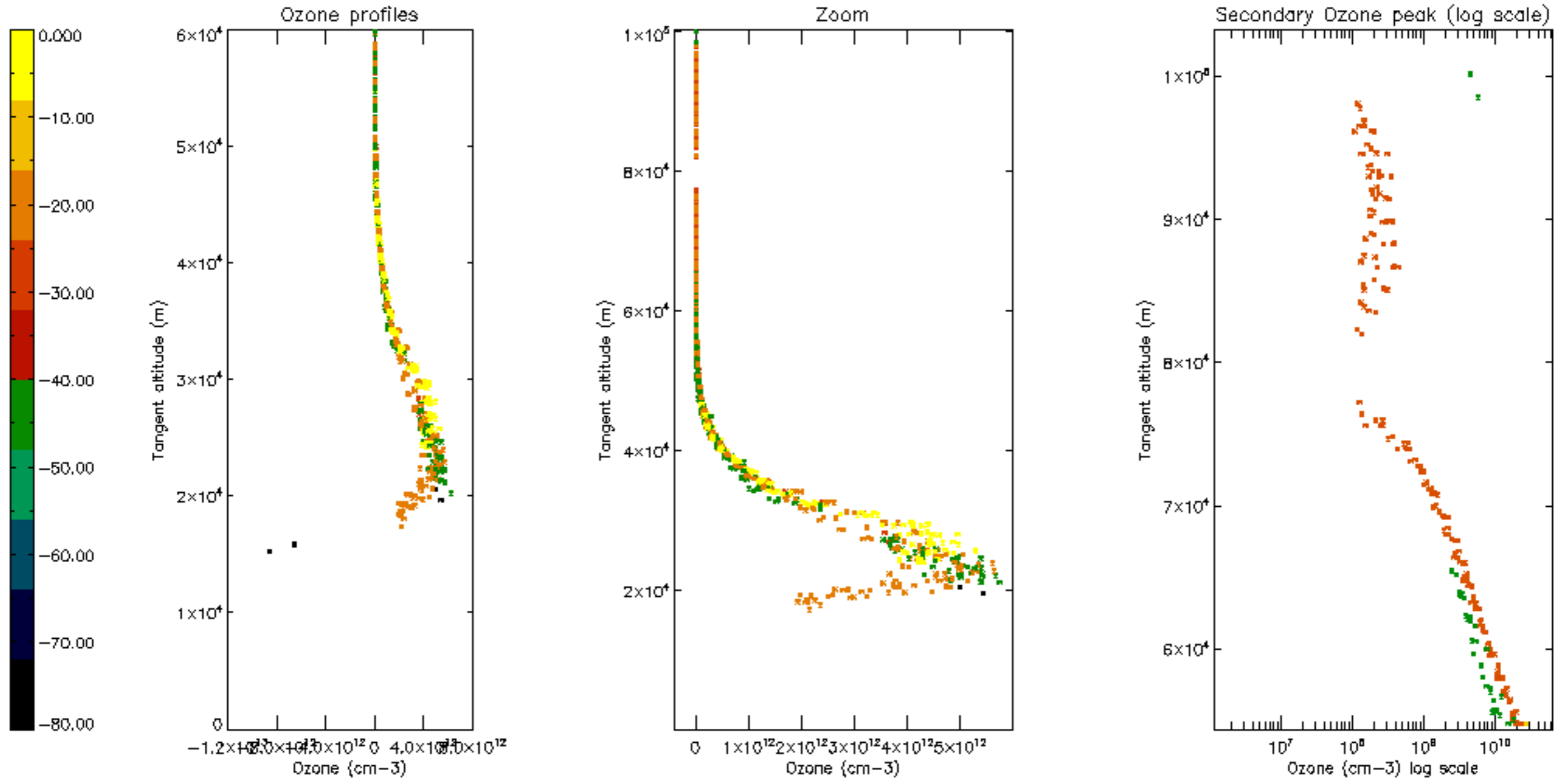
Percentage of saturation errors per profile

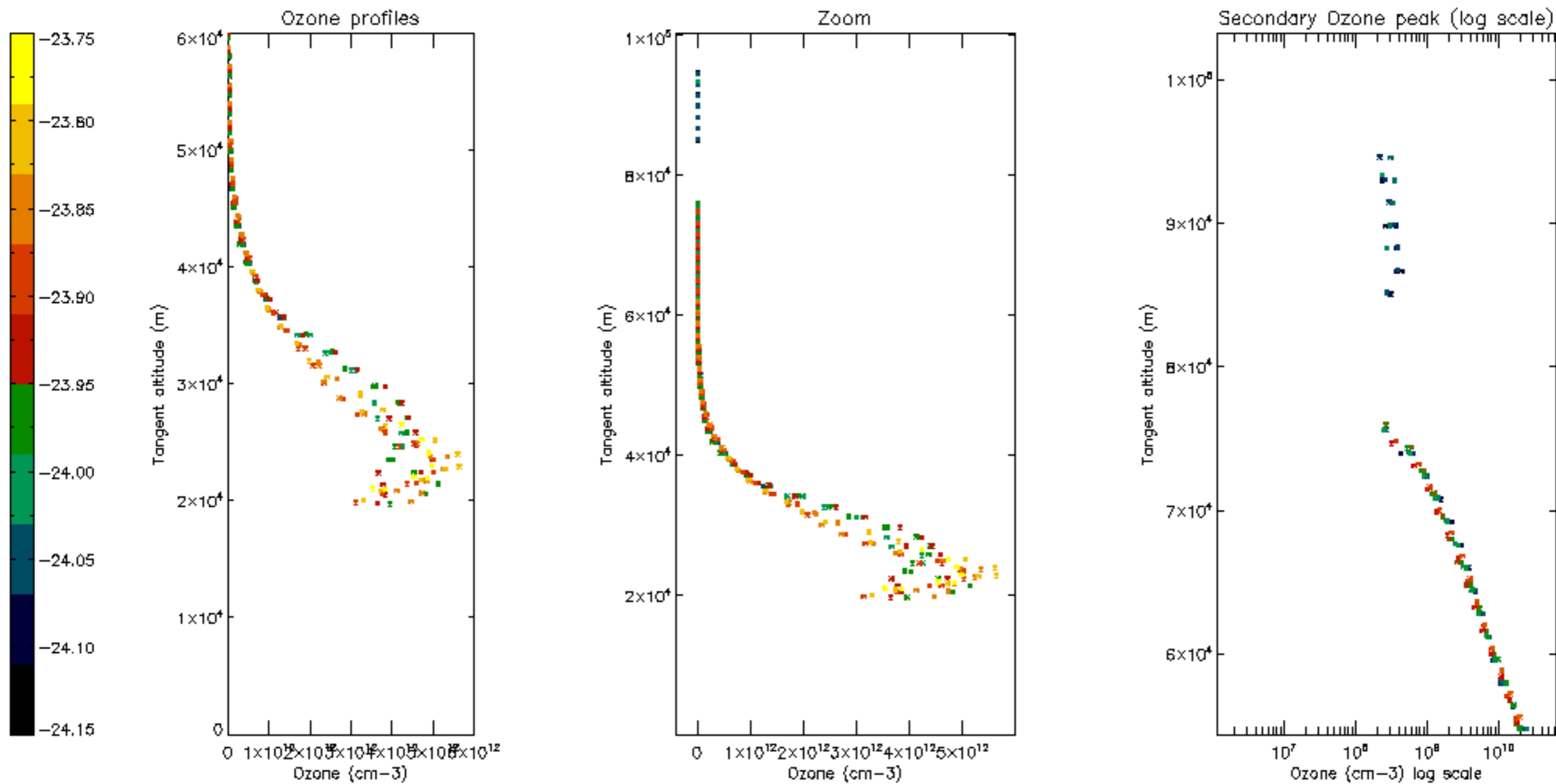




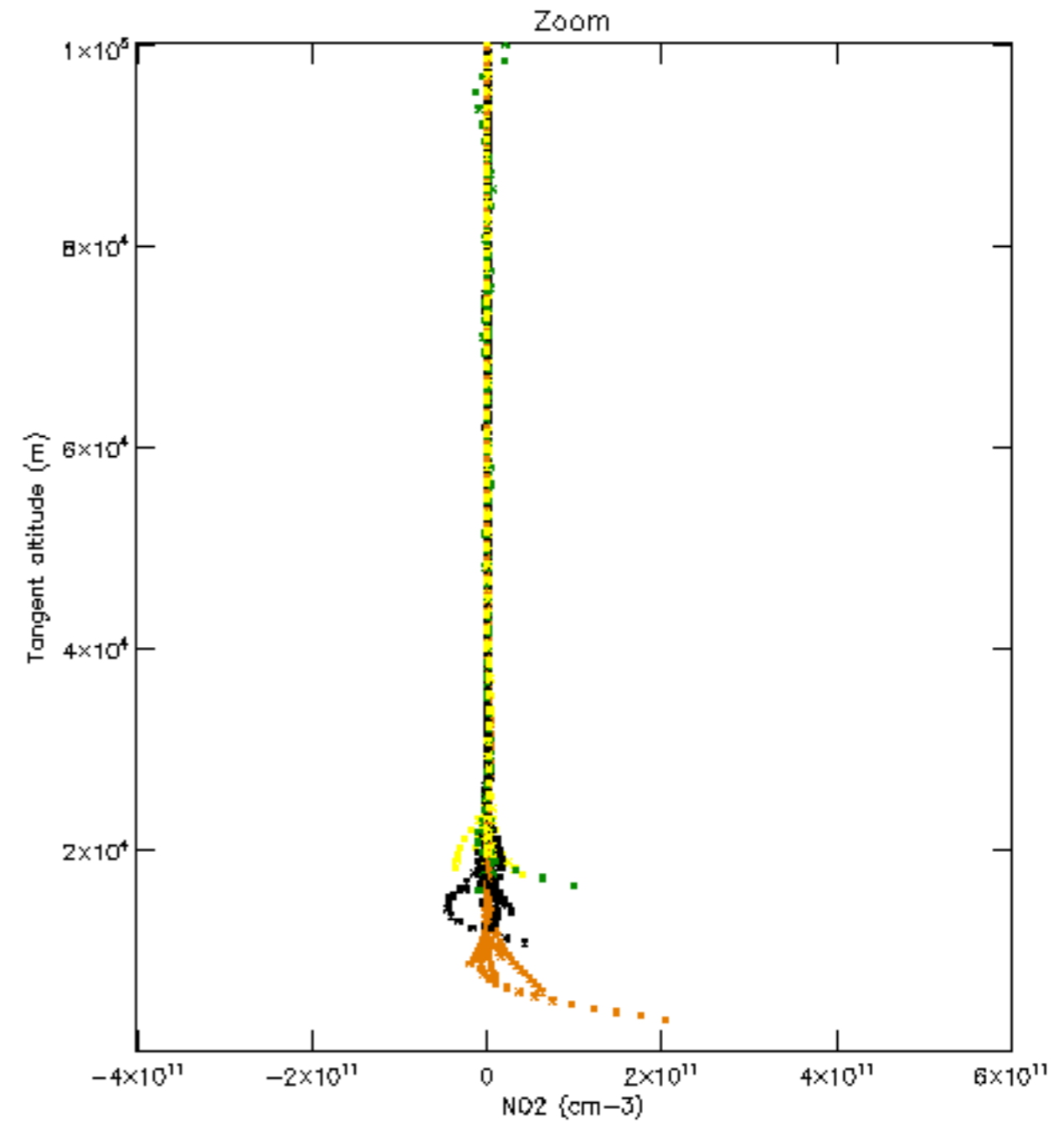
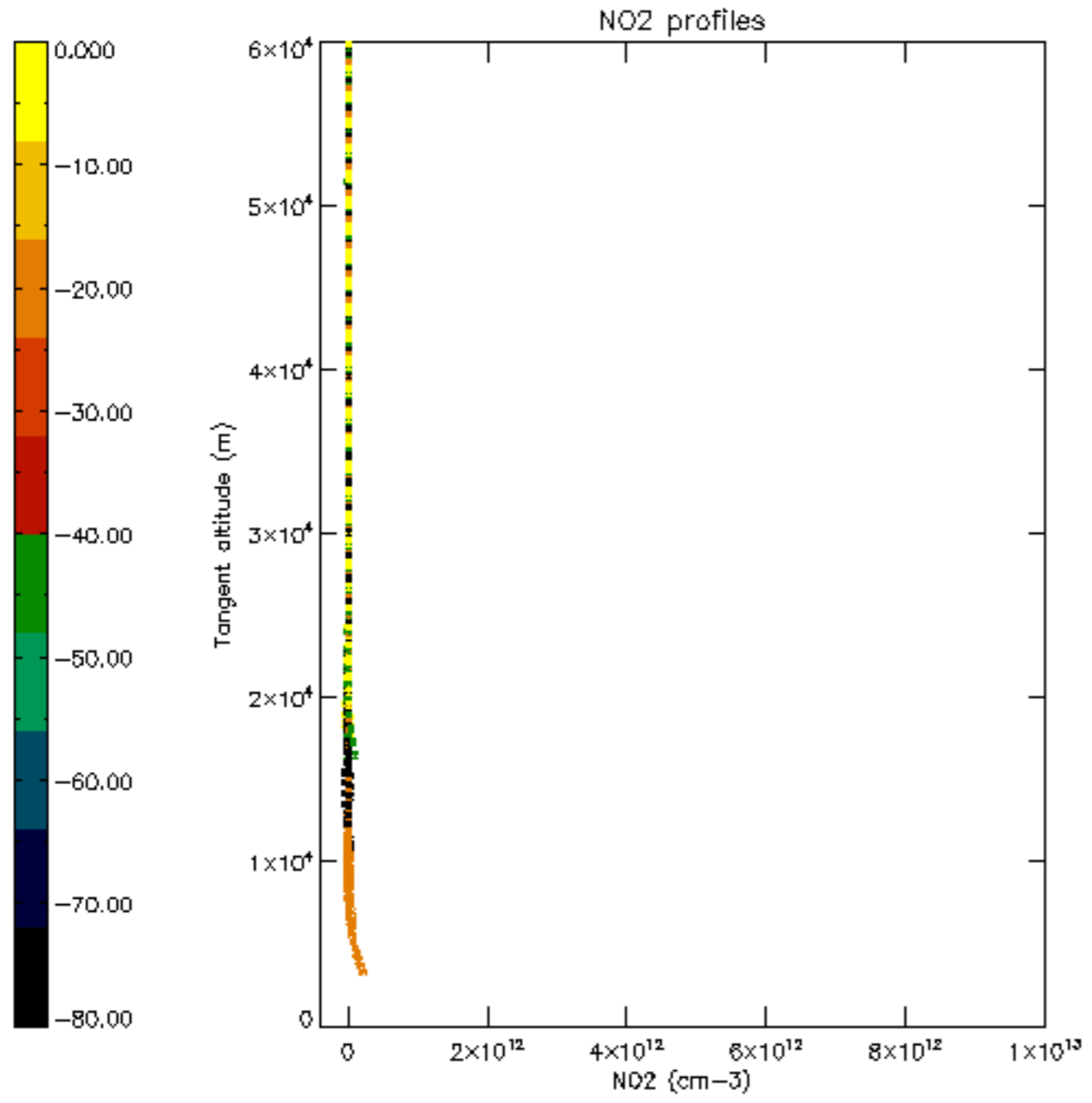


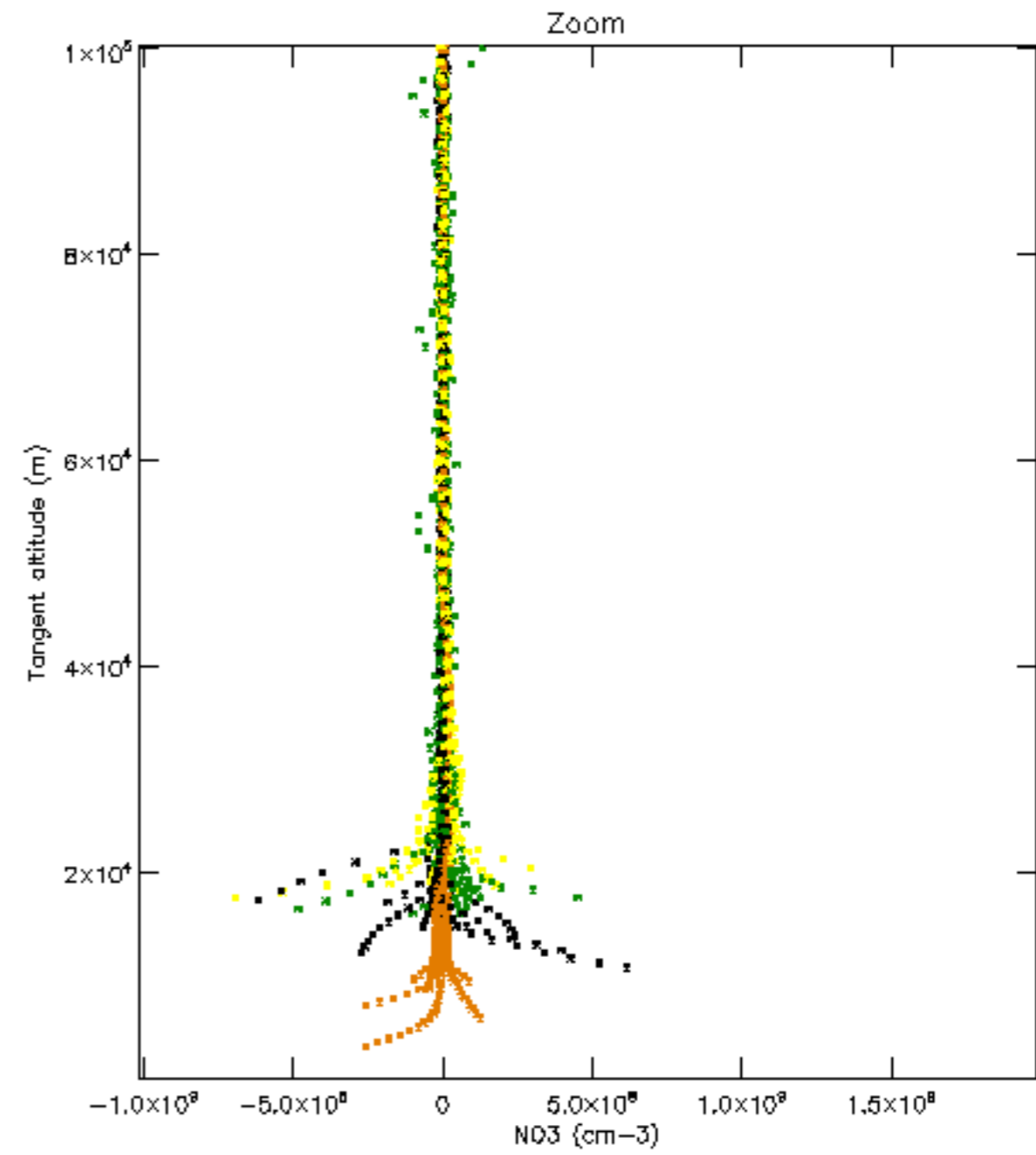
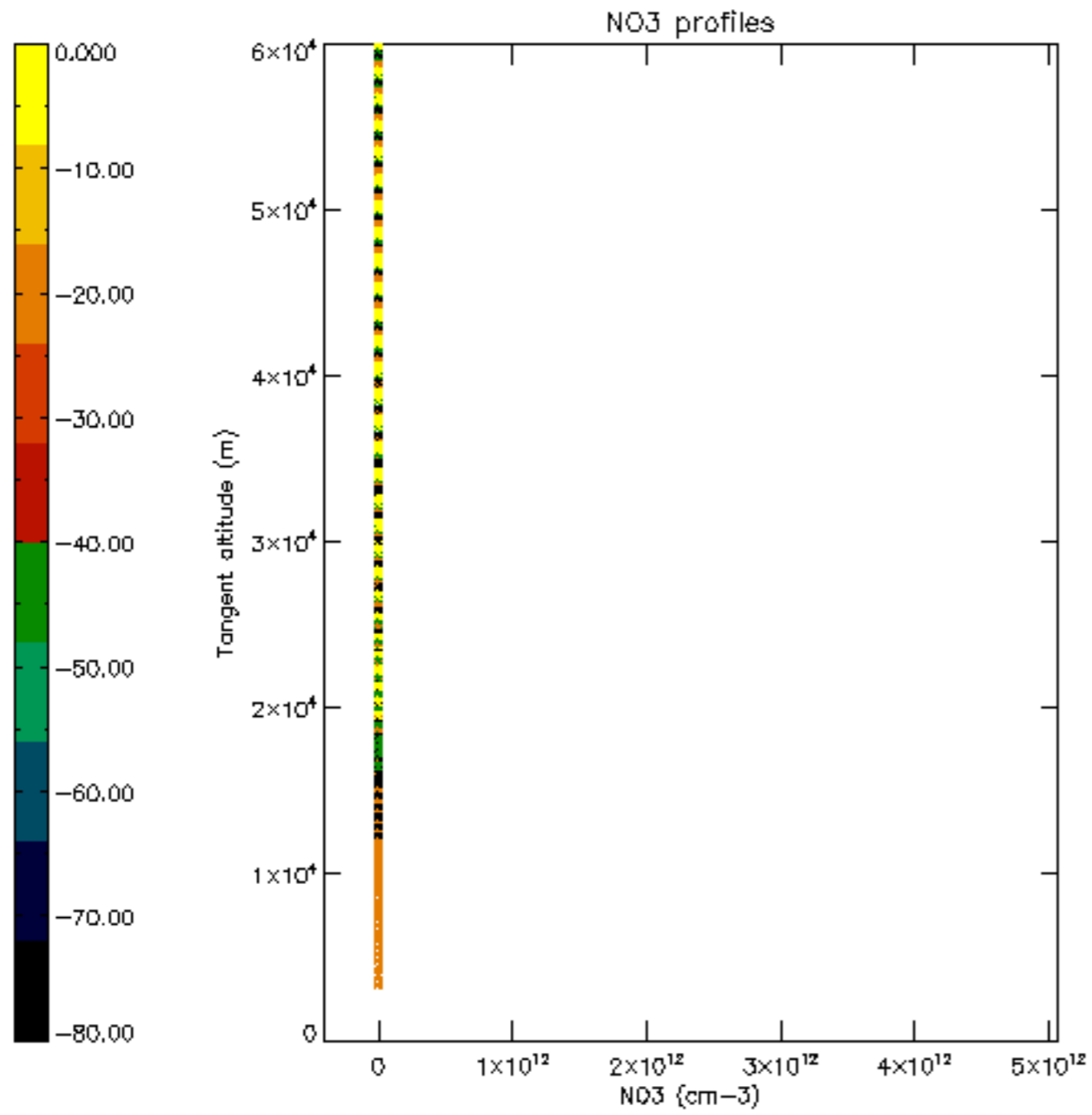


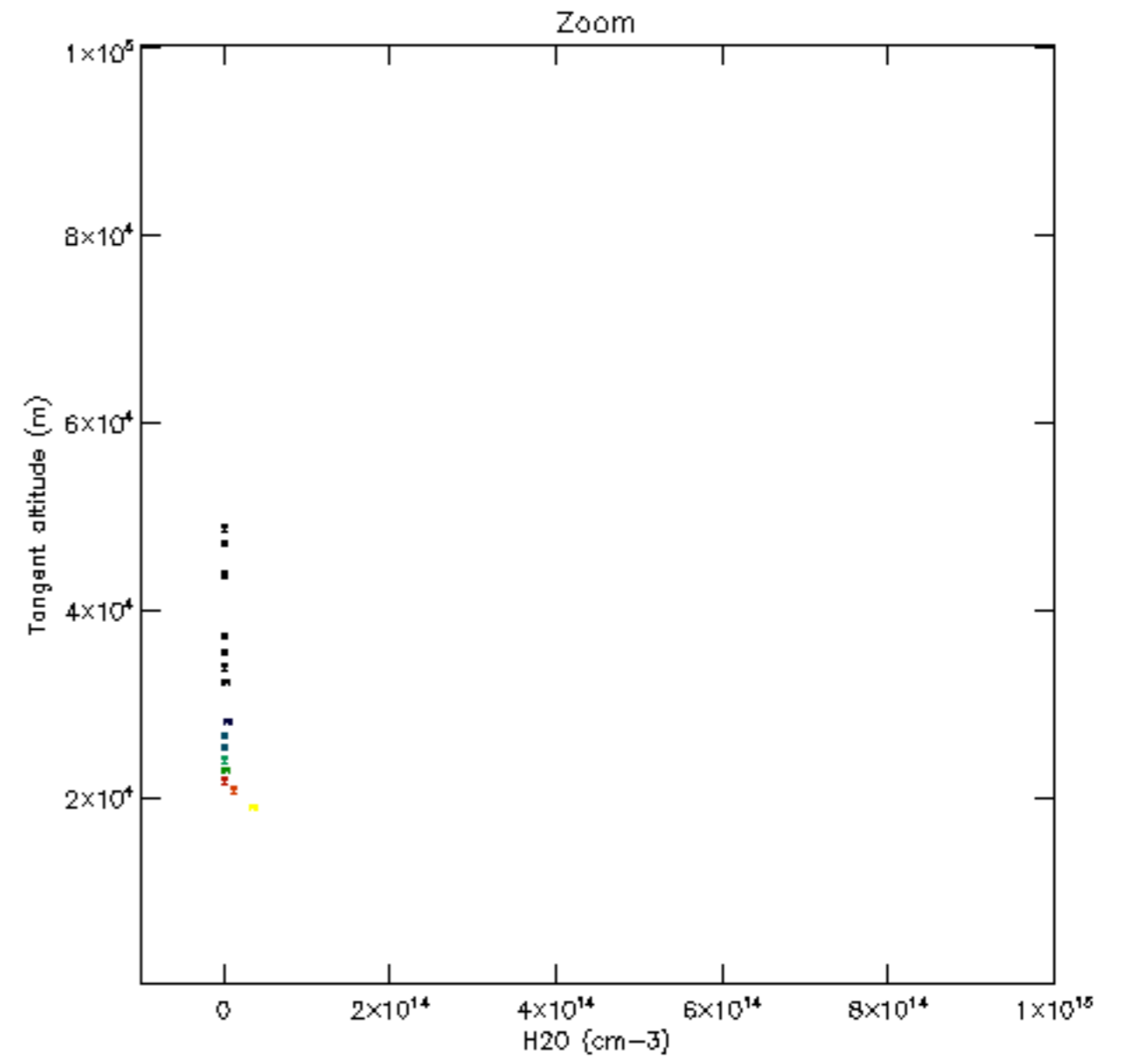
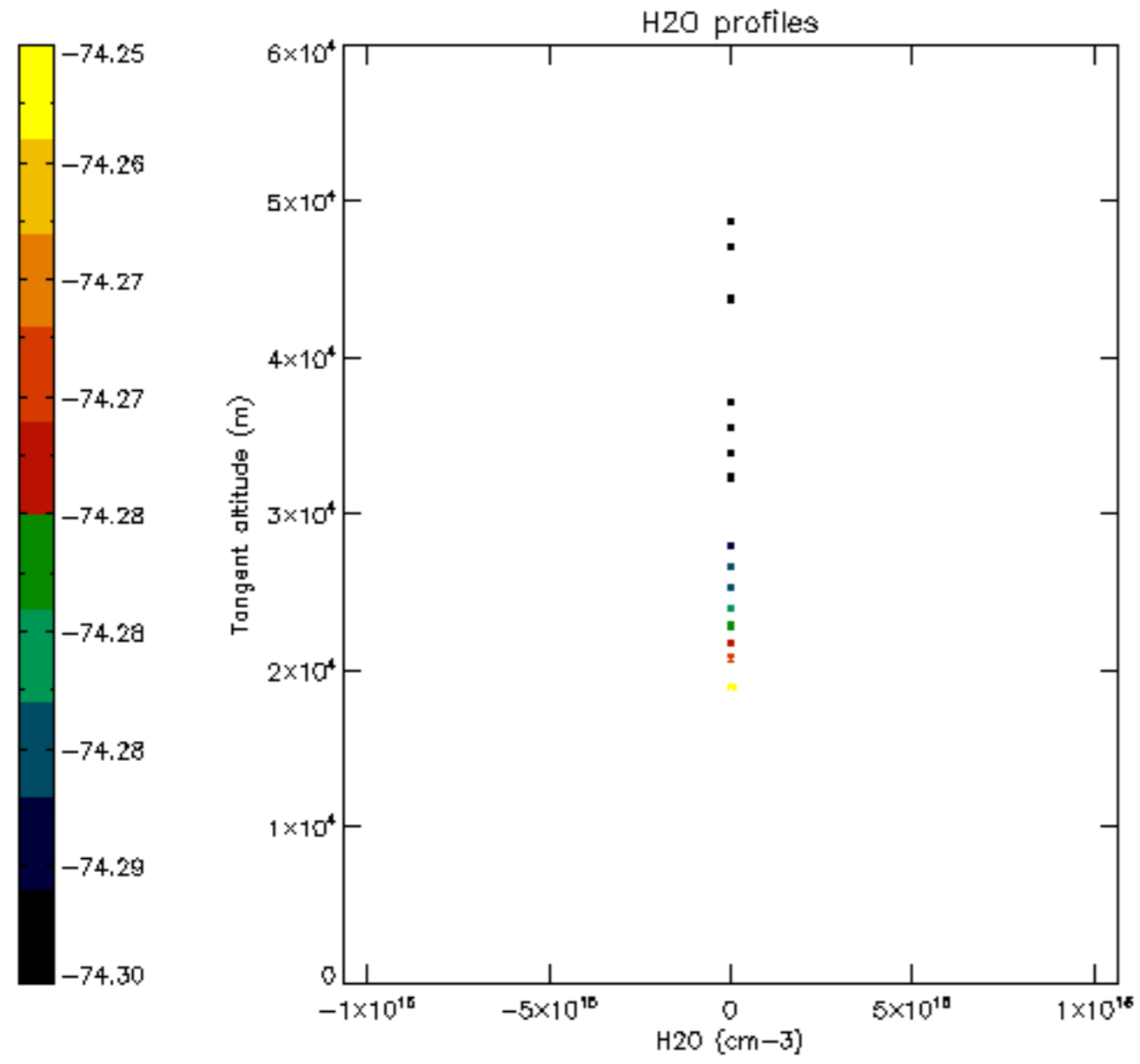


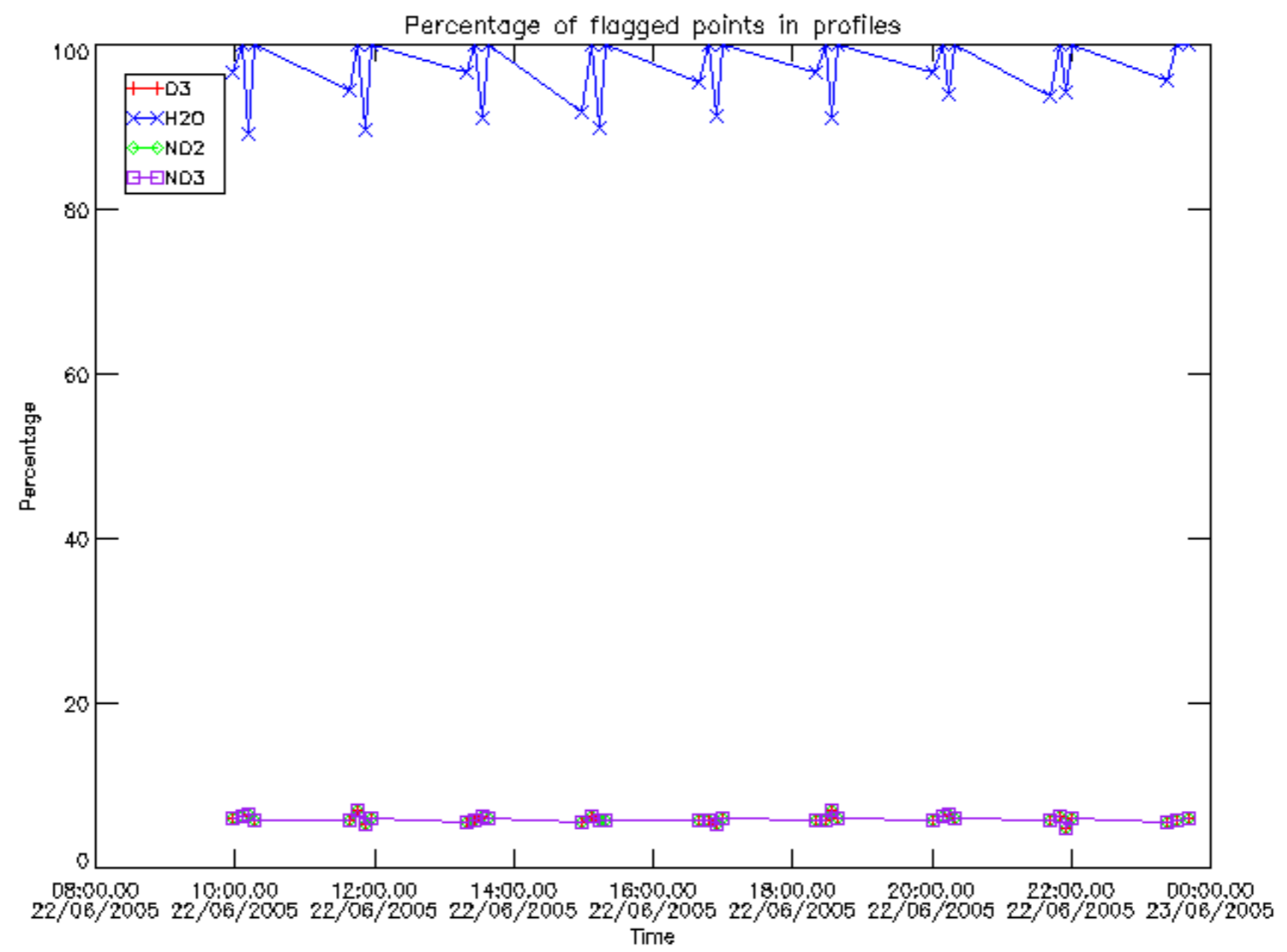






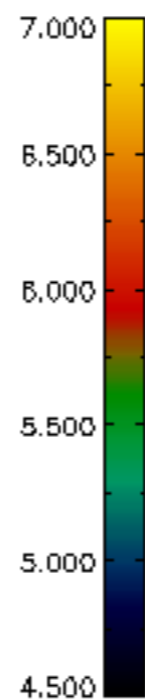
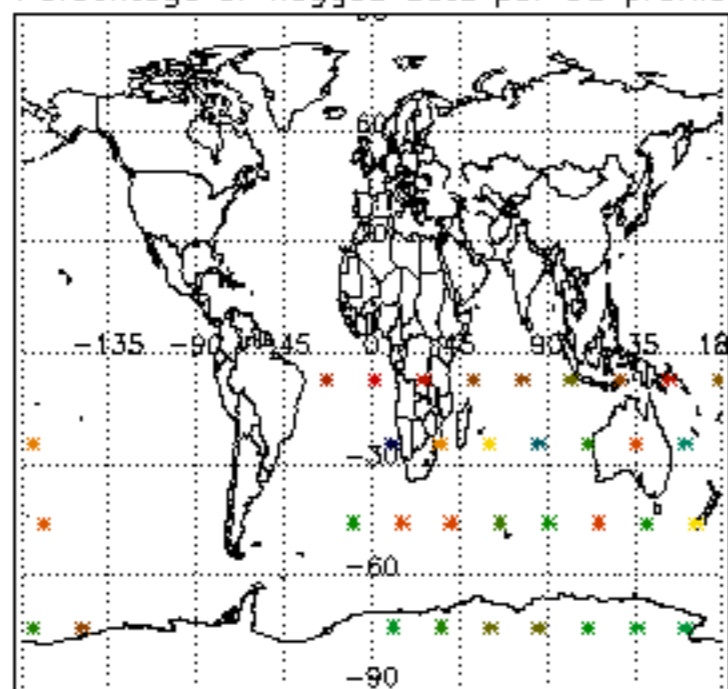




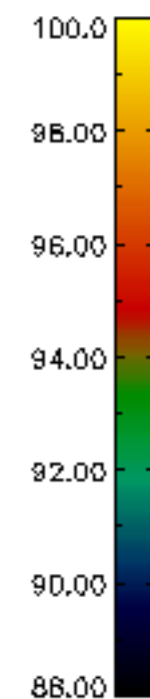
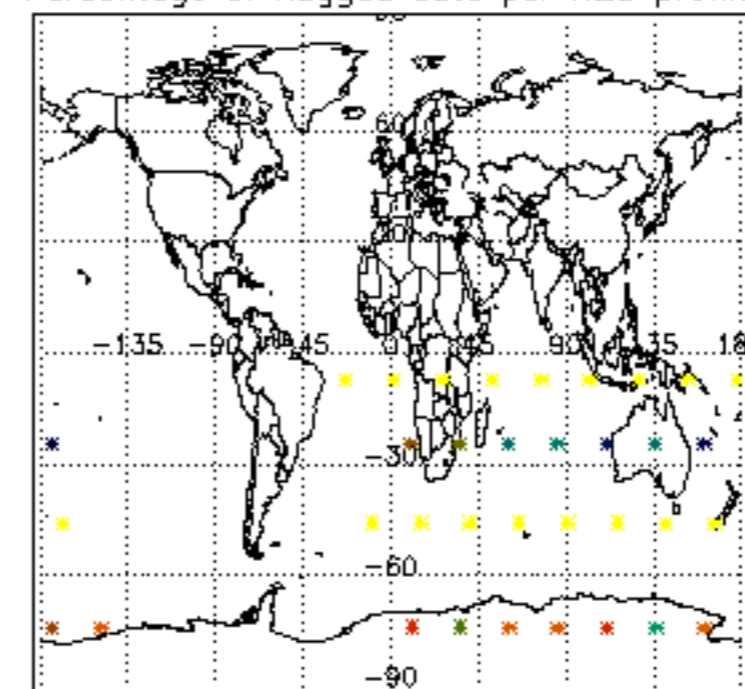




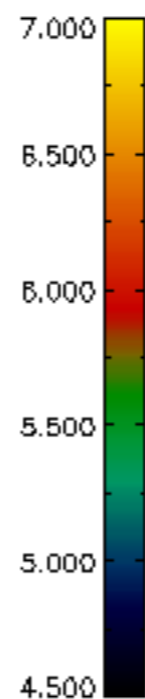
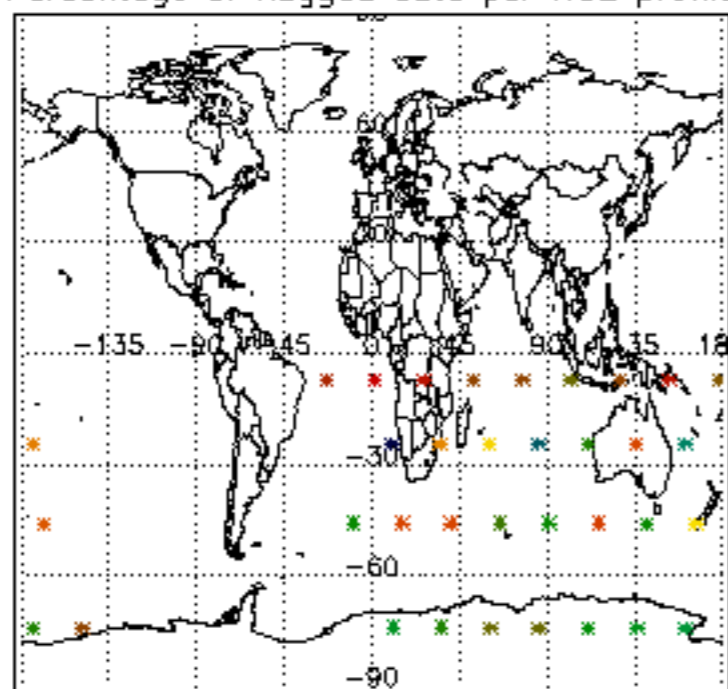
Percentage of flagged data per D3 profile



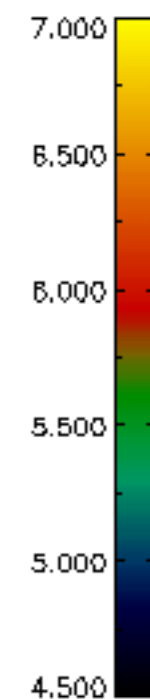
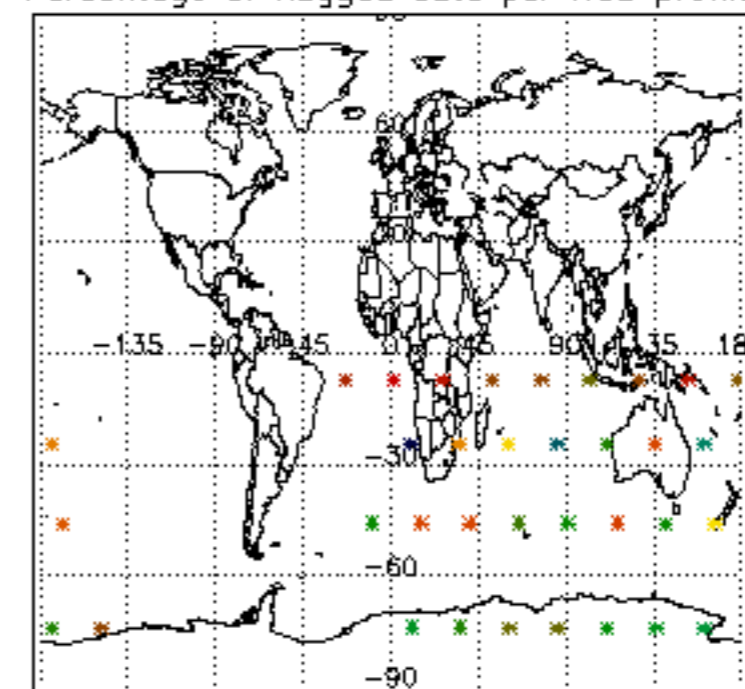
Percentage of flagged data per H2O profile

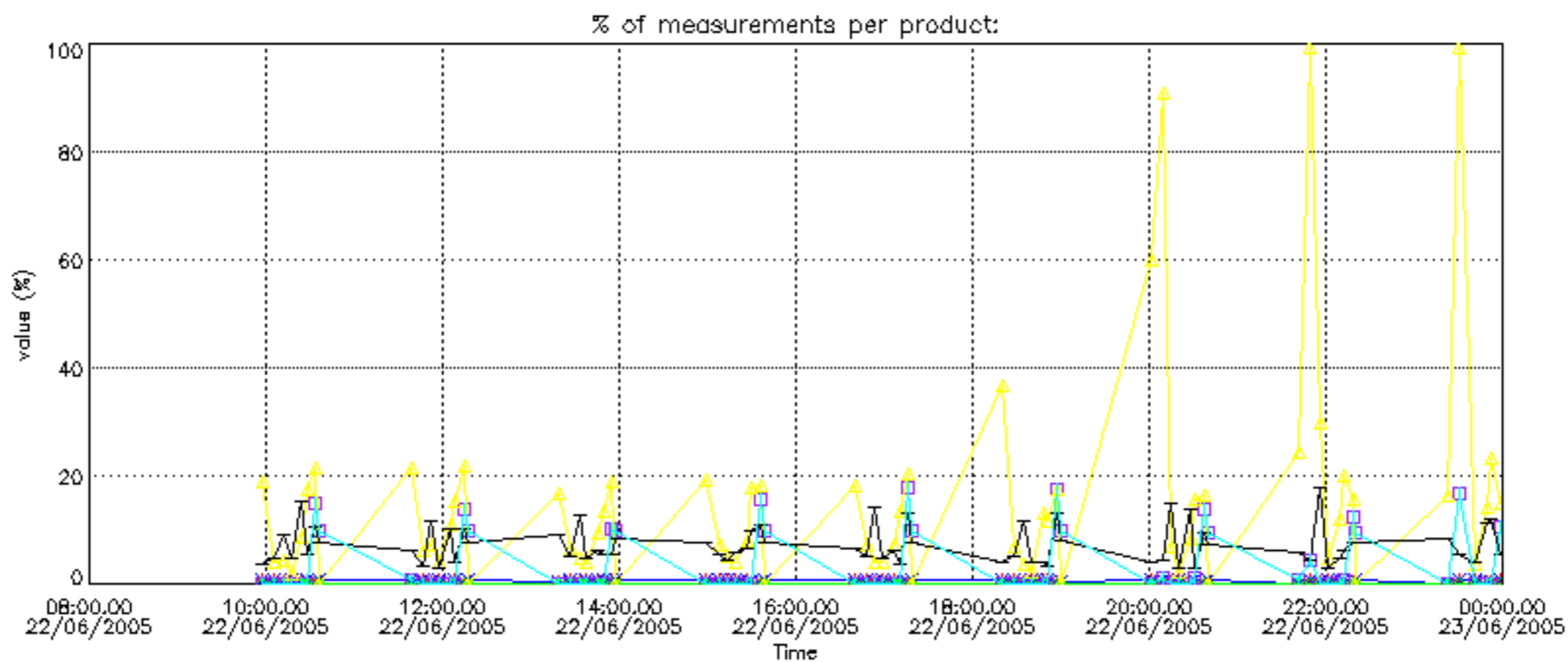


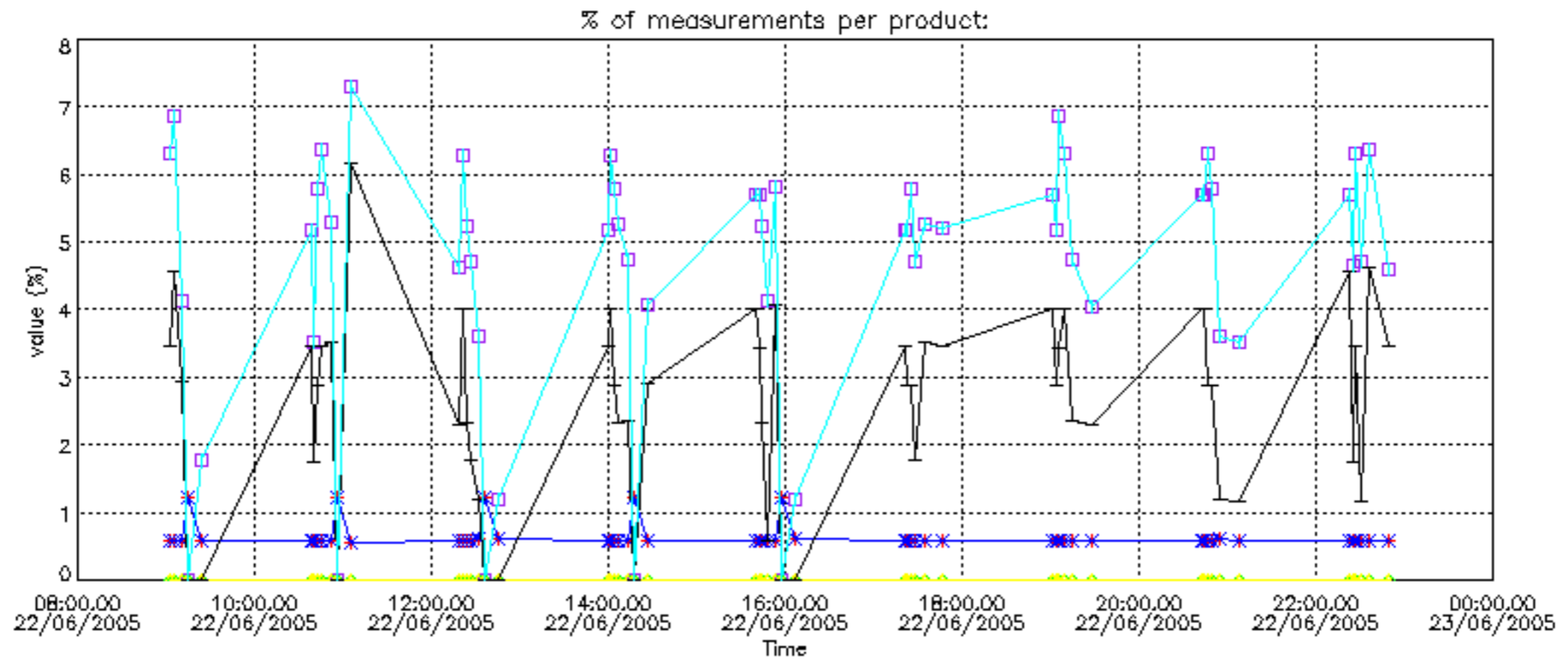
Percentage of flagged data per NO2 profile



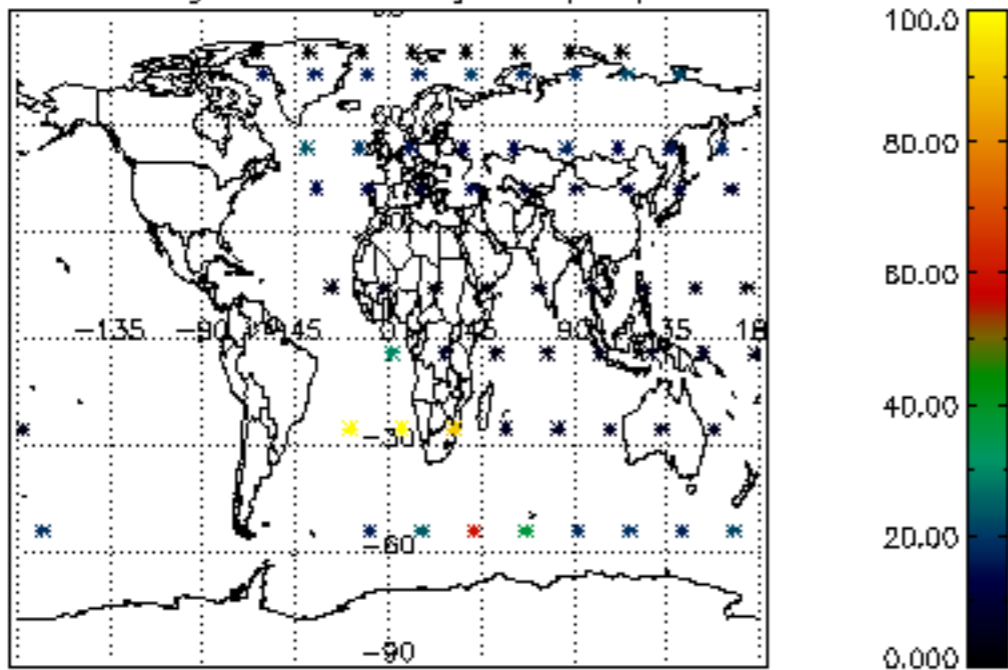
Percentage of flagged data per NO3 profile



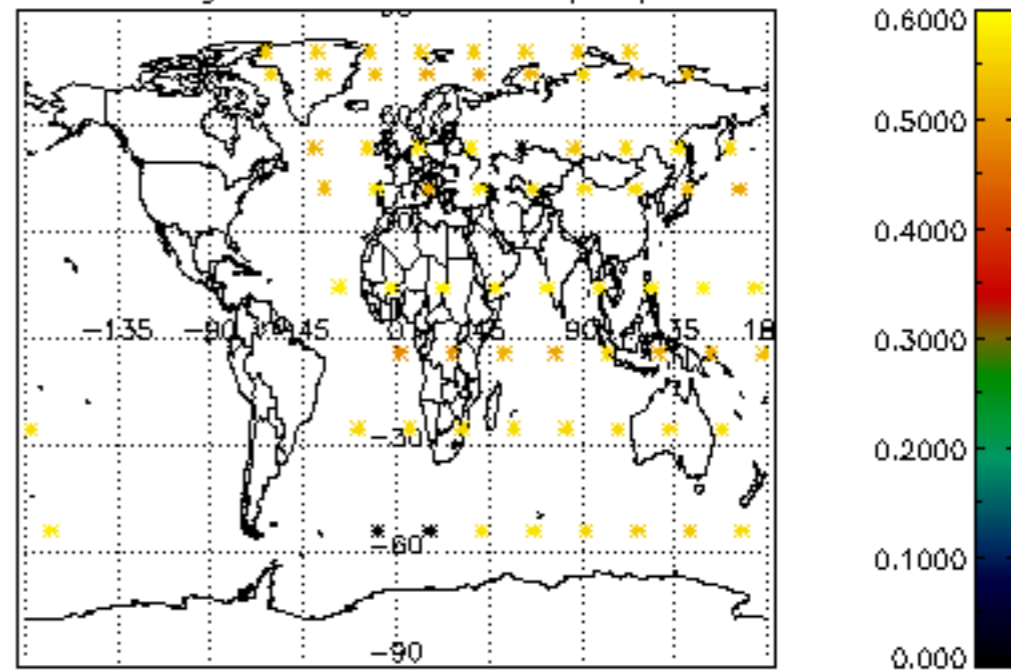




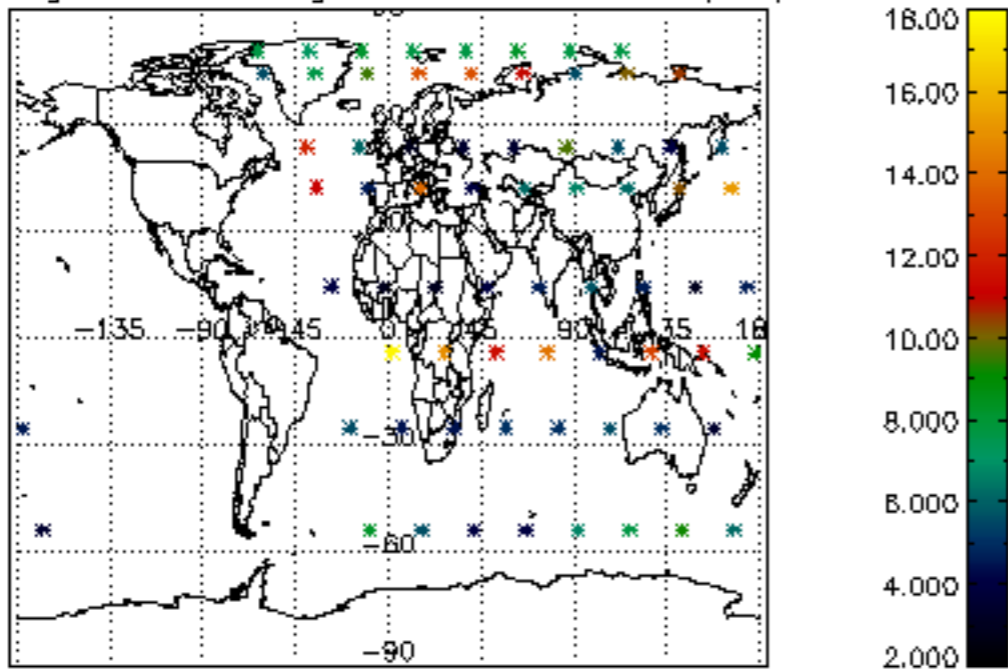
Percentage of cosmic ray hits per profile



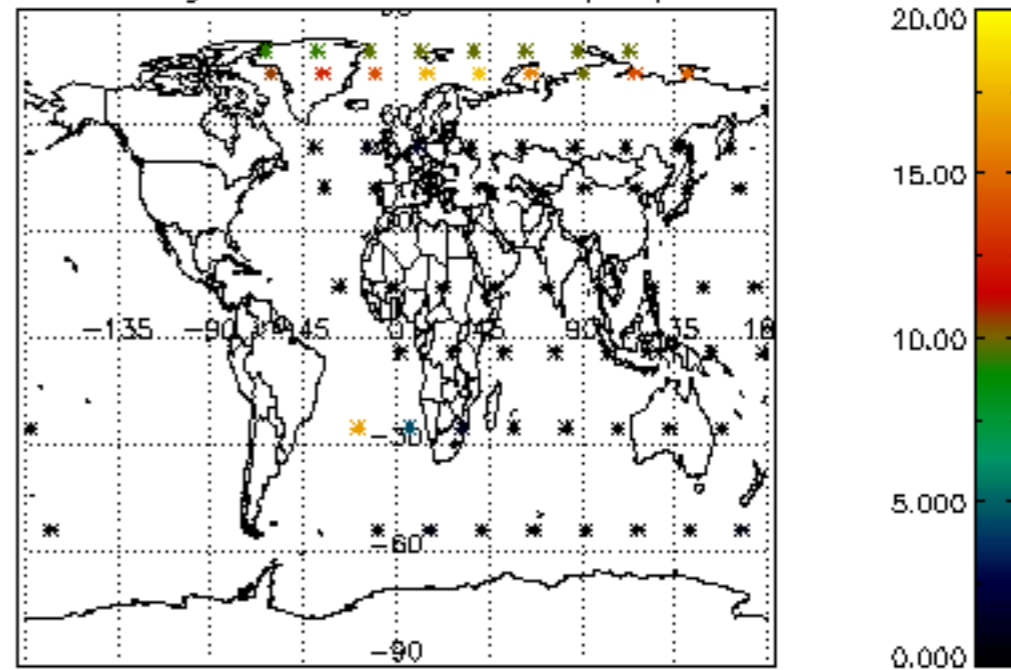
Percentage of datation errors per profile



Percentage of star falling outside central band per profile

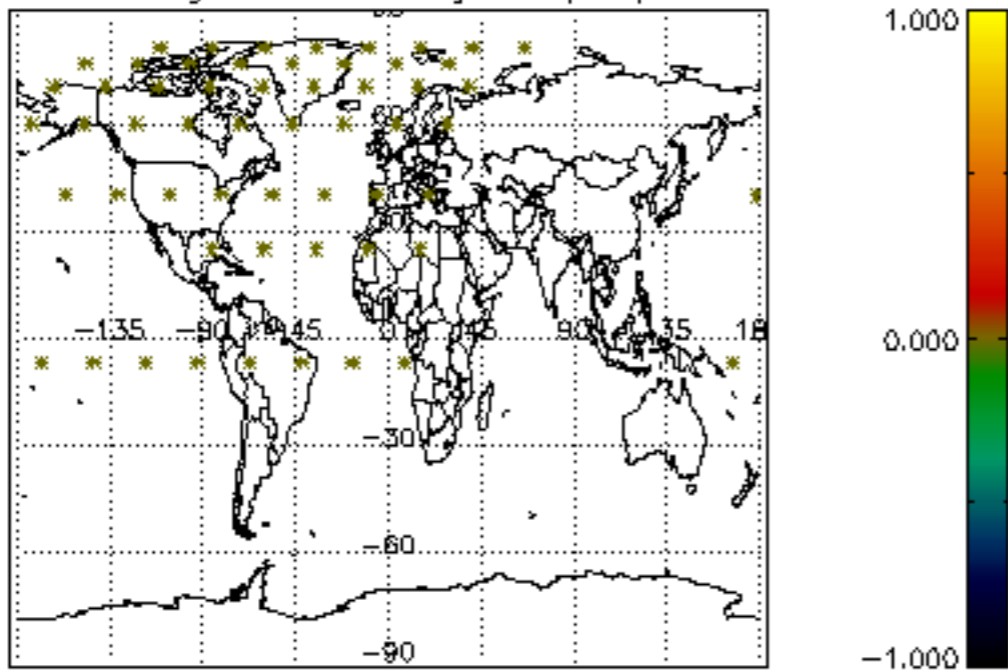


Percentage of saturation errors per profile

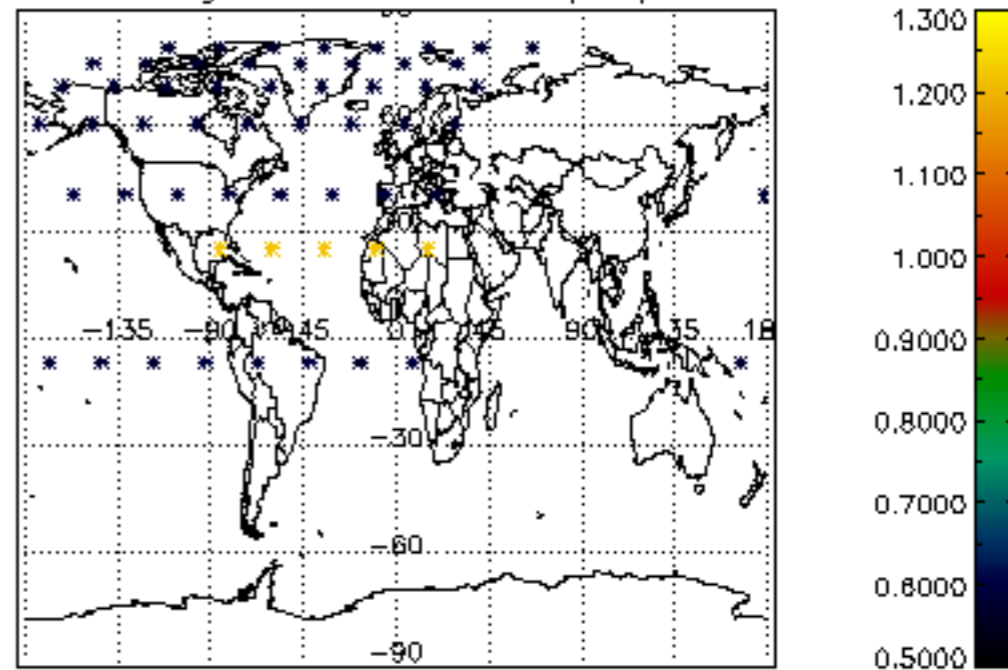




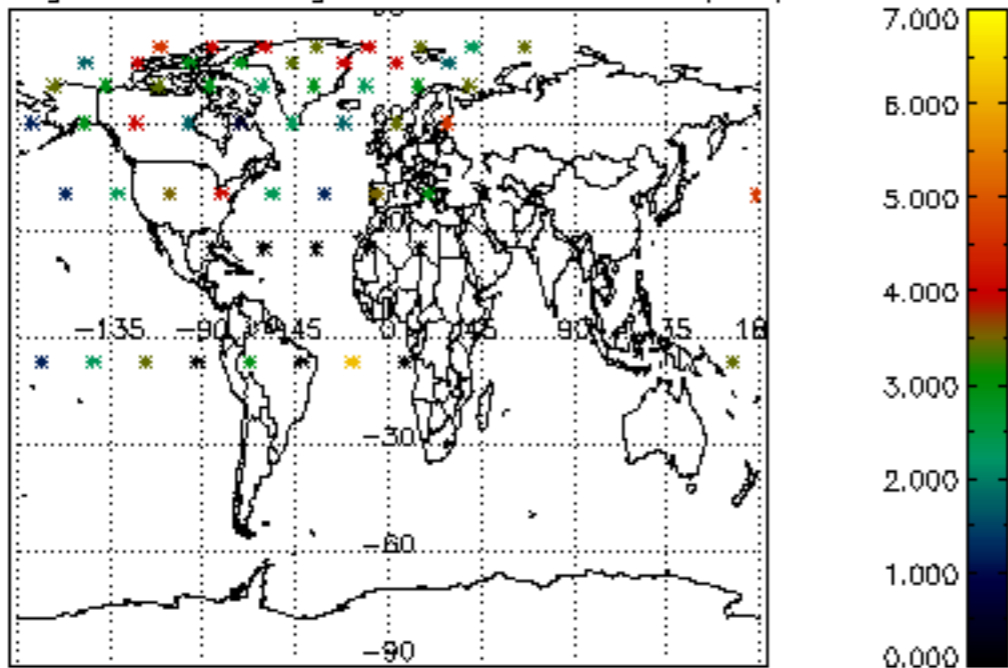
Percentage of cosmic ray hits per profile



Percentage of datation errors per profile



Percentage of star falling outside central band per profile



Percentage of saturation errors per profile

