

GOMOS Level 2 Daily Report

SUMMARY

[1. General Info](#)

[2. Summary of processed GOM_NL_2P products](#)

[3. Level 2 Quality information per product](#)

[3.1 Plot of level 2 quality information per product \(time dependant\)](#)

[3.2 Plot of level 2 quality information per product \(world map\)](#)

[4. Level 1 Quality information per product \(stored on level 2 products\)](#)

[4.1 Plot of level 1 quality information per product \(time dependant\)](#)

[4.1.1 Plot of level 1 quality information per product \(time dependant\): ASCENDING](#)

[4.1.2 Plot of level 1 quality information per product \(time dependant\): DESCENDING](#)

[4.2 Plot of level 1 quality information per product \(world map\)](#)

[4.2.1 Plot of level 1 quality information per product \(world map\): ASCENDING](#)

[4.2.2 Plot of level 1 quality information per product \(world map\): DESCENDING](#)

[5. Ozone profiles based on quality statistics and other trace gas profiles](#)

[5.1 Ozone statistics based on quality of products](#)

[5.2 Plot ozone profiles for all STD \(dark without errors\)](#)

[5.3 Plot ozone profiles where STD < 20% \(dark without errors\)](#)

[5.4. Plot ozone profiles where STD < 10% \(dark without errors\)](#)

[5.5. Plot ozone profiles where STD < 5% \(dark without errors\)](#)

[5.6 Plot NO2 profiles for all STD \(dark without errors\)](#)

[5.7 Plot NO3 profiles for all STD \(dark without errors\)](#)

[5.8 Plot H2O profiles \(only for occultations of stars 1,2,3,4,13,14,16,26,63 dark without errors\) for all STD](#)

[6. Auxiliary Data Files used for the production reported in section 2](#)

This report presents the daily analysis on parameters extracted from GOMOS level 2 data (GOM_NL__2P). It is intended to monitor some important parameters that will impact the quality of these products. A list of level 2 products (and content) that have arrived during the reporting day to the PCF is also given.

Item	Value
Time of report generation	18APR2013 09:34:59
Data source version	GOMOS/6.01
Start time of products	04-03-2005 (04MAR2005 00:00:00)
Stop time of products	05-03-2005 (05MAR2005 00:00:00)
Store outputs in DB	Yes
Nb of level 2 prods	519
Nb of prods with errors	0

2. Summary of processed GOM_NL__2P products.

Nr	Filename	UTC Start time	Limb	Duration	Star Id	Star Name	Star Mag	Star Temp	Nb Meas	Orbit	Prod. error
1	GOM_NL__2PRFIN20050304_000108_000000412035_00145_15730_8114.N1	04-MAR-2005 00:01:08	Bright	41.000	22	32Alp Leo	1.3600	15200.	82	15730	No
2	GOM_NL__2PRFIN20050304_000340_000000422035_00145_15730_8115.N1	04-MAR-2005 00:03:40	Bright	41.500	51	41Gam1Leo	2.0100	4500.0	83	15730	No
3	GOM_NL__2PRFIN20050304_000515_000000492035_00145_15730_8116.N1	04-MAR-2005 00:05:15	Bright	48.500	96	68Del Leo	2.5600	9300.0	97	15730	No
4	GOM_NL__2PRFIN20050304_000744_000000402035_00145_15730_8117.N1	04-MAR-2005 00:07:44	Bright	40.000	24	66Alp Gem	1.5800	10200.	80	15730	No
5	GOM_NL__2PRFIN20050304_001221_000000432035_00145_15730_8118.N1	04-MAR-2005 00:12:21	Bright	43.000	174	52Psi UMa	3.0040	4400.0	86	15730	No
6	GOM_NL__2PRFIN20050304_001513_000000392035_00145_15730_8119.N1	04-MAR-2005 00:15:13	Bright	39.000	82	48Bet UMa	2.3650	10600.	78	15730	No
7	GOM_NL__2PRFIN20050304_001635_000000422035_00145_15730_8120.N1	04-MAR-2005 00:16:35	Bright	41.500	36	50Alp UMa	1.8000	6300.0	83	15730	No
8	GOM_NL__2PRFIN20050304_001930_000000502035_00145_15730_8121.N1	04-MAR-2005 00:19:30	Bright	49.500	32	77Eps UMa	1.7630	11000.	99	15730	No
9	GOM_NL__2PRFIN20050304_002103_000000522035_00145_15730_8122.N1	04-MAR-2005 00:21:03	Bright	51.500	55	79Zet UMa	2.0600	10200.	103	15730	No
10	GOM_NL__2PRFIN20050304_002304_000000362035_00145_15730_8123.N1	04-MAR-2005 00:23:04	Bright	35.500	49	1Alp UMi	1.9900	6300.0	71	15730	No
11	GOM_NL__2PRFIN20050304_002824_000000462035_00145_15730_8124.N1	04-MAR-2005 00:28:24	Bright	46.000	119	14Eta Dra	2.7270	4700.0	92	15730	No
12	GOM_NL__2PRFIN20050304_003039_000000342035_00145_15730_8125.N1	04-MAR-2005 00:30:39	Bright	34.000	89	5Alp Cep	2.4510	8000.0	68	15730	No
13	GOM_NL__2PRFIN20050304_003256_000000462035_00145_15730_8126.N1	04-MAR-2005 00:32:56	Bright	45.500	130	23Bet Dra	2.7990	5800.0	91	15730	No
14	GOM_NL__2PRFIN20050304_003545_000000372035_00145_15730_8127.N1	04-MAR-2005 00:35:45	Bright	37.000	19	50Alp Cyg	1.2460	10500.	74	15730	No
15	GOM_NL__2PRFIN20050304_003719_000000372035_00145_15730_8128.N1	04-MAR-2005 00:37:19	Bright	36.500	66	37Gam Cyg	2.2080	5900.0	73	15730	No
16	GOM_NL__2PRFIN20050304_003853_000000362035_00145_15730_8129.N1	04-MAR-2005 00:38:53	Bright	36.000	92	53Eps Cyg	2.5000	4500.0	72	15730	No
17	GOM_NL__2PRFIN20050304_004158_000000932035_00145_15730_8130.N1	04-MAR-2005 00:41:58	Twilight	92.500	133	40Zet Her	2.8070	6000.0	185	15730	No
18	GOM_NL__2PRFIN20050304_004603_000000422035_00145_15730_8131.N1	04-MAR-2005 00:46:03	Bright	41.500	168	17Zet Aql	2.9860	11000.	83	15730	No
19	GOM_NL__2PRFIN20050304_004949_000000802035_00145_15730_8132.N1	04-MAR-2005 00:49:49	Straylight	79.500	59	55Alp Oph	2.0800	8900.0	159	15730	No
20	GOM_NL__2PRFIN20050304_005225_000000652035_00145_15730_8133.N1	04-MAR-2005 00:52:25	Dark	65.000	126	60Bet Oph	2.7700	4250.0	130	15730	No
21	GOM_NL__2PRFIN20050304_005557_000000422035_00145_15730_8134.N1	04-MAR-2005 00:55:57	Dark	42.000	155	41Pi Sgr	2.9000	6600.0	84	15730	No
22	GOM_NL__2PRFIN20050304_005749_000000462035_00145_15730_8135.N1	04-MAR-2005 00:57:49	Dark	45.500	57	34Sig Sgr	2.0660	26000.	91	15730	No
23	GOM_NL__2PRFIN20050304_010100_000000502035_00145_15730_8136.N1	04-MAR-2005 01:01:00	Dark	49.500	38	20Eps Sgr	1.8360	11000.	99	15730	No
24	GOM_NL__2PRFIN20050304_010453_000000452035_00145_15730_8137.N1	04-MAR-2005 01:04:53	Dark	45.000	40	The Sco	1.8590	7100.0	90	15730	No
25	GOM_NL__2PRFIN20050304_011029_000000432035_00146_15731_8103.N1	04-MAR-2005 01:10:29	Dark	42.500	43	Alp TrA	1.9100	4250.0	85	15731	No
26	GOM_NL__2PRFIN20050304_011216_000000512035_00146_15731_8104.N1	04-MAR-2005 01:12:16	Dark	51.000	131	Gam Lup	2.8000	26000.	102	15731	No
27	GOM_NL__2PRFIN20050304_011406_000000472035_00146_15731_8105.N1	04-MAR-2005 01:14:06	Dark	46.500	4	Alp1Cen	-0.010000	5800.0	93	15731	No
28	GOM_NL__2PRFIN20050304_011524_000000432035_00146_15731_8106.N1	04-MAR-2005 01:15:24	Dark	43.000	10	Bet Cen	0.61000	28000.	86	15731	No
29	GOM_NL__2PRFIN20050304_011751_000000512035_00146_15731_8107.N1	04-MAR-2005 01:17:51	Dark	51.000	12	Alp1Cru	0.77500	30000.	102	15731	No
30	GOM_NL__2PRFIN20050304_012026_000000442035_00146_15731_8108.N1	04-MAR-2005 01:20:26	Dark	44.000	64	Gam Cen	2.2000	10600.	88	15731	No
31	GOM_NL__2PRFIN20050304_012258_000000372035_00146_15731_8109.N1	04-MAR-2005 01:22:58	Straylight	36.500	91	Kap Vel	2.4900	26000.	73	15731	No
32	GOM_NL__2PRFIN20050304_012617_000000482035_00146_15731_8110.N1	04-MAR-2005 01:26:17	Straylight	47.500	65	Lam Vel	2.2040	4400.0	95	15731	No
33	GOM_NL__2PRFIN20050304_012859_000000632035_00146_15731_8111.N1	04-MAR-2005 01:28:59	Straylight	63.000	106	9Bet Crv	2.6480	5600.0	126	15731	No
34	GOM_NL__2PRFIN20050304_013150_000000632035_00146_15731_8112.N1	04-MAR-2005 01:31:50	Straylight	63.000	100	4Gam Crv	2.5800	13100.	126	15731	No
35	GOM_NL__2PRFIN20050304_013545_000000482035_00146_15731_8113.N1	04-MAR-2005 01:35:45	Twilight	47.500	48	30Alp Hya	1.9770	4100.0	95	15731	No
36	GOM_NL__2PRFIN20050304_014144_000000412035_00146_15731_8114.N1	04-MAR-2005 01:41:44	Bright	41.000	22	32Alp Leo	1.3600	15200.	82	15731	No
37	GOM_NL__2PRFIN20050304_014416_000000442035_00146_15731_8115.N1	04-MAR-2005 01:44:16	Bright	43.500	51	41Gam1Leo	2.0100	4500.0	87	15731	No
38	GOM_NL__2PRFIN20050304_014550_000000482035_00146_15731_8116.N1	04-MAR-2005 01:45:50	Bright	47.500	96	68Del Leo	2.5600	9300.0	95	15731	No
39	GOM_NL__2PRFIN20050304_014820_000000392035_00146_15731_8117.N1	04-MAR-2005 01:48:20	Bright	38.500	24	66Alp Gem	1.5800	10200.	77	15731	No
40	GOM_NL__2PRFIN20050304_015256_000000452035_00146_15731_8118.N1	04-MAR-2005 01:52:56	Bright	44.500	174	52Psi UMa	3.0040	4400.0	89	15731	No
41	GOM_NL__2PRFIN20050304_015549_000000392035_00146_15731_8119.N1	04-MAR-2005 01:55:49	Bright	39.000	82	48Bet UMa	2.3650	10600.	78	15731	No
42	GOM_NL__2PRFIN20050304_015711_000000392035_00146_15731_8120.N1	04-MAR-2005 01:57:11	Bright	39.000	36	50Alp UMa	1.8000	6300.0	78	15731	No

43	GOM_NL__2PRFIN20050304_020005_000000502035_00146_15731_8121.N1	04-MAR-2005 02:00:05	Bright	49.500	32	77Eps UMa	1.7630	11000.	99	15731	No
44	GOM_NL__2PRFIN20050304_020138_000000482035_00146_15731_8122.N1	04-MAR-2005 02:01:38	Bright	48.000	55	79Zet UMa	2.0600	10200.	96	15731	No
45	GOM_NL__2PRFIN20050304_020340_000000362035_00146_15731_8123.N1	04-MAR-2005 02:03:40	Bright	35.500	49	1Alp UMi	1.9900	6300.0	71	15731	No
46	GOM_NL__2PRFIN20050304_020900_000000462035_00146_15731_8124.N1	04-MAR-2005 02:09:00	Bright	46.000	119	14Eta Dra	2.7270	4700.0	92	15731	No
47	GOM_NL__2PRFIN20050304_021115_000000342035_00146_15731_8125.N1	04-MAR-2005 02:11:15	Bright	33.500	89	5Alp Cep	2.4510	8000.0	67	15731	No
48	GOM_NL__2PRFIN20050304_021331_000000472035_00146_15731_8126.N1	04-MAR-2005 02:13:31	Bright	47.000	130	23Bet Dra	2.7990	5800.0	94	15731	No
49	GOM_NL__2PRFIN20050304_021621_000000342035_00146_15731_8127.N1	04-MAR-2005 02:16:21	Bright	34.000	19	50Alp Cyg	1.2460	10500.	68	15731	No
50	GOM_NL__2PRFIN20050304_021754_000000352035_00146_15731_8128.N1	04-MAR-2005 02:17:54	Bright	35.000	66	37Gam Cyg	2.2080	5900.0	70	15731	No
51	GOM_NL__2PRFIN20050304_021929_000000352035_00146_15731_8129.N1	04-MAR-2005 02:19:29	Bright	34.500	92	53Eps Cyg	2.5000	4500.0	69	15731	No
52	GOM_NL__2PRFIN20050304_022234_000000962035_00146_15731_8130.N1	04-MAR-2005 02:22:34	Twilight	96.000	133	40Zet Her	2.8070	6000.0	192	15731	No
53	GOM_NL__2PRFIN20050304_022639_000000422035_00146_15731_8131.N1	04-MAR-2005 02:26:39	Bright	41.500	168	17Zet Aql	2.9860	11000.	83	15731	No
54	GOM_NL__2PRFIN20050304_023025_000000762035_00146_15731_8132.N1	04-MAR-2005 02:30:25	Straylight	75.500	59	55Alp Oph	2.0800	8900.0	151	15731	No
55	GOM_NL__2PRFIN20050304_023302_000000712035_00146_15731_8133.N1	04-MAR-2005 02:33:02	Dark	71.000	126	60Bet Oph	2.7700	4250.0	142	15731	No
56	GOM_NL__2PRFIN20050304_023633_000000422035_00146_15731_8134.N1	04-MAR-2005 02:36:33	Dark	42.000	155	41Pi Sgr	2.9000	6600.0	84	15731	No
57	GOM_NL__2PRFIN20050304_023825_000000452035_00146_15731_8135.N1	04-MAR-2005 02:38:25	Dark	44.500	57	34Sig Sgr	2.0660	26000.	89	15731	No
58	GOM_NL__2PRFIN20050304_024530_000000462035_00146_15731_8136.N1	04-MAR-2005 02:45:30	Dark	45.500	40	The Sco	1.8590	7100.0	91	15731	No
59	GOM_NL__2PRFIN20050304_025105_000000412035_00147_15732_8103.N1	04-MAR-2005 02:51:05	Dark	41.000	43	Alp TrA	1.9100	4250.0	82	15732	No
60	GOM_NL__2PRFIN20050304_025253_000000522035_00147_15732_8104.N1	04-MAR-2005 02:52:53	Dark	51.500	131	Gam Lup	2.8000	26000.	103	15732	No
61	GOM_NL__2PRFIN20050304_025442_000000442035_00147_15732_8105.N1	04-MAR-2005 02:54:42	Dark	43.500	4	Alp1Cen	-0.010000	5800.0	87	15732	No
62	GOM_NL__2PRFIN20050304_025601_000000422035_00147_15732_8106.N1	04-MAR-2005 02:56:01	Dark	42.000	10	Bet Cen	0.61000	28000.	84	15732	No
63	GOM_NL__2PRFIN20050304_025828_000000462035_00147_15732_8107.N1	04-MAR-2005 02:58:28	Dark	45.500	12	Alp1Cru	0.77500	30000.	91	15732	No
64	GOM_NL__2PRFIN20050304_030103_000000462035_00147_15732_8108.N1	04-MAR-2005 03:01:03	Dark	45.500	64	Gam Cen	2.2000	10600.	91	15732	No
65	GOM_NL__2PRFIN20050304_030334_000000402035_00147_15732_8109.N1	04-MAR-2005 03:03:34	Straylight	40.000	91	Kap Vel	2.4900	26000.	80	15732	No
66	GOM_NL__2PRFIN20050304_030653_000000482035_00147_15732_8110.N1	04-MAR-2005 03:06:53	Straylight	47.500	65	Lam Vel	2.2040	4400.0	95	15732	No
67	GOM_NL__2PRFIN20050304_030935_000000662035_00147_15732_8111.N1	04-MAR-2005 03:09:35	Straylight	65.500	106	9Bet Crv	2.6480	5600.0	131	15732	No
68	GOM_NL__2PRFIN20050304_031226_000000602035_00147_15732_8112.N1	04-MAR-2005 03:12:26	Straylight	59.500	100	4Gam Crv	2.5800	13100.	119	15732	No
69	GOM_NL__2PRFIN20050304_031621_000000482035_00147_15732_8113.N1	04-MAR-2005 03:16:21	Twilight	47.500	48	30Alp Hya	1.9770	4100.0	95	15732	No
70	GOM_NL__2PRFIN20050304_032220_000000432035_00147_15732_8114.N1	04-MAR-2005 03:22:20	Bright	42.500	22	32Alp Leo	1.3600	15200.	85	15732	No
71	GOM_NL__2PRFIN20050304_032451_000000442035_00147_15732_8115.N1	04-MAR-2005 03:24:51	Bright	43.500	51	41Gam1Leo	2.0100	4500.0	87	15732	No
72	GOM_NL__2PRFIN20050304_032625_000000482035_00147_15732_8116.N1	04-MAR-2005 03:26:25	Bright	48.000	96	68Del Leo	2.5600	9300.0	96	15732	No
73	GOM_NL__2PRFIN20050304_032856_000000382035_00147_15732_8117.N1	04-MAR-2005 03:28:56	Bright	38.000	24	66Alp Gem	1.5800	10200.	76	15732	No
74	GOM_NL__2PRFIN20050304_033332_000000442035_00147_15732_8118.N1	04-MAR-2005 03:33:32	Bright	44.000	174	52Psi UMa	3.0040	4400.0	88	15732	No
75	GOM_NL__2PRFIN20050304_033624_000000402035_00147_15732_8119.N1	04-MAR-2005 03:36:24	Bright	40.000	82	48Bet UMa	2.3650	10600.	80	15732	No
76	GOM_NL__2PRFIN20050304_033746_000000422035_00147_15732_8120.N1	04-MAR-2005 03:37:46	Bright	42.000	36	50Alp UMa	1.8000	6300.0	84	15732	No
77	GOM_NL__2PRFIN20050304_034040_000000472035_00147_15732_8121.N1	04-MAR-2005 03:40:40	Bright	47.000	32	77Eps UMa	1.7630	11000.	94	15732	No
78	GOM_NL__2PRFIN20050304_034213_000000532035_00147_15732_8122.N1	04-MAR-2005 03:42:13	Bright	52.500	55	79Zet UMa	2.0600	10200.	105	15732	No
79	GOM_NL__2PRFIN20050304_034416_000000362035_00147_15732_8123.N1	04-MAR-2005 03:44:16	Bright	35.500	49	1Alp UMi	1.9900	6300.0	71	15732	No
80	GOM_NL__2PRFIN20050304_034935_000000472035_00147_15732_8124.N1	04-MAR-2005 03:49:35	Bright	47.000	119	14Eta Dra	2.7270	4700.0	94	15732	No
81	GOM_NL__2PRFIN20050304_035151_000000352035_00147_15732_8125.N1	04-MAR-2005 03:51:51	Bright	35.000	89	5Alp Cep	2.4510	8000.0	70	15732	No
82	GOM_NL__2PRFIN20050304_035407_000000472035_00147_15732_8126.N1	04-MAR-2005 03:54:07	Bright	47.000	130	23Bet Dra	2.7990	5800.0	94	15732	No
83	GOM_NL__2PRFIN20050304_035657_000000362035_00147_15732_8127.N1	04-MAR-2005 03:56:57	Bright	35.500	19	50Alp Cyg	1.2460	10500.	71	15732	No
84	GOM_NL__2PRFIN20050304_035830_000000372035_00147_15732_8128.N1	04-MAR-2005 03:58:30	Bright	36.500	66	37Gam Cyg	2.2080	5900.0	73	15732	No
85	GOM_NL__2PRFIN20050304_040005_000000362035_00147_15732_8129.N1	04-MAR-2005 04:00:05	Bright	35.500	92	53Eps Cyg	2.5000	4500.0	71	15732	No
86	GOM_NL__2PRFIN20050304_040310_000001012035_00147_15732_8130.N1	04-MAR-2005 04:03:10	Twilight	101.00	133	40Zet Her	2.8070	6000.0	202	15732	No
87	GOM_NL__2PRFIN20050304_040715_000000432035_00147_15732_8131.N1	04-MAR-2005 04:07:15	Bright	43.000	168	17Zet Aql	2.9860	11000.	86	15732	No
88	GOM_NL__2PRFIN20050304_041102_000000772035_00147_15732_8132.N1	04-MAR-2005 04:11:02	Straylight	77.000	59	55Alp Oph	2.0800	8900.0	154	15732	No
89	GOM_NL__2PRFIN20050304_041339_000000712035_00147_15732_8133.N1	04-MAR-2005 04:13:39	Dark	71.000	126	60Bet Oph	2.7700	4250.0	142	15732	No
90	GOM_NL__2PRFIN20050304_041710_000000422035_00147_15732_8134.N1	04-MAR-2005 04:17:10	Dark	42.000	155	41Pi Sgr	2.9000	6600.0	84	15732	No
91	GOM_NL__2PRFIN20050304_041901_000000432035_00147_15732_8135.N1	04-MAR-2005 04:19:01	Dark	42.500	57	34Sig Sgr	2.0660	26000.	85	15732	No
92	GOM_NL__2PRFIN20050304_042213_000000462035_00147_15732_8136.N1	04-MAR-2005 04:22:13	Dark	45.500	38	20Eps Sgr	1.8360	11000.	91	15732	No
93	GOM_NL__2PRFIN20050304_042607_000000572035_00147_15732_8137.N1	04-MAR-2005 04:26:07	Dark	56.500	40	The Sco	1.8590	7100.0	113	15732	No
94	GOM_NL__2PRFIN20050304_043142_000000492035_00148_15733_8103.N1	04-MAR-2005 04:31:42	Dark	49.000	43	Alp TrA	1.9100	4250.0	98	15733	No
95	GOM_NL__2PRFIN20050304_043330_000000532035_00148_15733_8104.N1	04-MAR-2005 04:33:30	Dark	52.500	131	Gam Lup	2.8000	26000.	105	15733	No
96	GOM_NL__2PRFIN20050304_043519_000000512035_00148_15733_8105.N1	04-MAR-2005 04:35:19	Dark	50.500	4	Alp1Cen	-0.010000	5800.0	101	15733	No
97	GOM_NL__2PRFIN20050304_043637_000000482035_00148_15733_8106.N1	04-MAR-2005 04:36:37	Dark	47.500	10	Bet Cen	0.61000	28000.	95	15733	No
98	GOM_NL__2PRFIN20050304_043904_000000452035_00148_15733_8107.N1	04-MAR-2005 04:39:04	Dark	44.500	12	Alp1Cru	0.77500	30000.	89	15733	No
99	GOM_NL__2PRFIN20050304_044139_000000482035_00148_15733_8108.N1	04-MAR-2005 04:41:39	Dark	48.000	64	Gam Cen	2.2000	10600.	96	15733	No
100	GOM_NL__2PRFIN20050304_044411_000000362035_00148_15733_8109.N1	04-MAR-2005 04:44:11	Straylight	36.000	91	Kap Vel	2.4900	26000.	72	15733	No
101	GOM_NL__2PRFIN20050304_044729_000000502035_00148_15733_8110.N1	04-MAR-2005 04:47:29	Straylight	49.500	65	Lam Vel	2.2040	4400.0	99	15733	No

102	GOM_NL__2PRFIN20050304_045011_000000672035_00148_15733_8111.N1	04-MAR-2005 04:50:11	Straylight	67.000	106	9Bet Crv	2.6480	5600.0	134	15733	No
103	GOM_NL__2PRFIN20050304_045303_000000652035_00148_15733_8112.N1	04-MAR-2005 04:53:03	Straylight	64.500	100	4Gam Crv	2.5800	13100.	129	15733	No
104	GOM_NL__2PRFIN20050304_045657_000000482035_00148_15733_8113.N1	04-MAR-2005 04:56:57	Tw_i_and_stray	47.500	48	30Alp Hya	1.9770	4100.0	95	15733	No
105	GOM_NL__2PRFIN20050304_050256_000000422035_00148_15733_8114.N1	04-MAR-2005 05:02:56	Bright	41.500	22	32Alp Leo	1.3600	15200.	83	15733	No
106	GOM_NL__2PRFIN20050304_050527_000000432035_00148_15733_8115.N1	04-MAR-2005 05:05:27	Bright	43.000	51	41Gam1Leo	2.0100	4500.0	86	15733	No
107	GOM_NL__2PRFIN20050304_050700_000000482035_00148_15733_8116.N1	04-MAR-2005 05:07:00	Bright	47.500	96	68Del Leo	2.5600	9300.0	95	15733	No
108	GOM_NL__2PRFIN20050304_050933_000000392035_00148_15733_8117.N1	04-MAR-2005 05:09:33	Bright	38.500	24	66Alp Gem	1.5800	10200.	77	15733	No
109	GOM_NL__2PRFIN20050304_051407_000000442035_00148_15733_8118.N1	04-MAR-2005 05:14:07	Bright	43.500	174	52Psi UMa	3.0040	4400.0	87	15733	No
110	GOM_NL__2PRFIN20050304_051700_000000402035_00148_15733_8119.N1	04-MAR-2005 05:17:00	Bright	40.000	82	48Bet UMa	2.3650	10600.	80	15733	No
111	GOM_NL__2PRFIN20050304_051822_000000412035_00148_15733_8120.N1	04-MAR-2005 05:18:22	Bright	41.000	36	50Alp UMa	1.8000	6300.0	82	15733	No
112	GOM_NL__2PRFIN20050304_052115_000000682035_00148_15733_8121.N1	04-MAR-2005 05:21:15	Bright	67.500	32	77Eps UMa	1.7630	11000.	135	15733	No
113	GOM_NL__2PRFIN20050304_052248_000000522035_00148_15733_8122.N1	04-MAR-2005 05:22:48	Bright	52.000	55	79Zet UMa	2.0600	10200.	104	15733	No
114	GOM_NL__2PRFIN20050304_052452_000000362035_00148_15733_8123.N1	04-MAR-2005 05:24:52	Bright	35.500	49	1Alp UMi	1.9900	6300.0	71	15733	No
115	GOM_NL__2PRFIN20050304_053010_000000472035_00148_15733_8124.N1	04-MAR-2005 05:30:10	Bright	46.500	119	14Eta Dra	2.7270	4700.0	93	15733	No
116	GOM_NL__2PRFIN20050304_053227_000000362035_00148_15733_8125.N1	04-MAR-2005 05:32:27	Bright	35.500	89	5Alp Cep	2.4510	8000.0	71	15733	No
117	GOM_NL__2PRFIN20050304_053442_000000482035_00148_15733_8126.N1	04-MAR-2005 05:34:42	Bright	47.500	130	23Bet Dra	2.7990	5800.0	95	15733	No
118	GOM_NL__2PRFIN20050304_053733_000000352035_00148_15733_8127.N1	04-MAR-2005 05:37:33	Bright	35.000	19	50Alp Cyg	1.2460	10500.	70	15733	No
119	GOM_NL__2PRFIN20050304_053907_000000362035_00148_15733_8128.N1	04-MAR-2005 05:39:07	Bright	36.000	66	37Gam Cyg	2.2080	5900.0	72	15733	No
120	GOM_NL__2PRFIN20050304_054041_000000352035_00148_15733_8129.N1	04-MAR-2005 05:40:41	Bright	34.500	92	53Eps Cyg	2.5000	4500.0	69	15733	No
121	GOM_NL__2PRFIN20050304_054347_000000922035_00148_15733_8130.N1	04-MAR-2005 05:43:47	Tw_i_and_stray	92.000	133	40Zet Her	2.8070	6000.0	184	15733	No
122	GOM_NL__2PRFIN20050304_054752_000000432035_00148_15733_8131.N1	04-MAR-2005 05:47:52	Bright	42.500	168	17Zet Aql	2.9860	11000.	85	15733	No
123	GOM_NL__2PRFIN20050304_055140_000000732035_00148_15733_8132.N1	04-MAR-2005 05:51:40	Straylight	73.000	59	55Alp Oph	2.0800	8900.0	146	15733	No
124	GOM_NL__2PRFIN20050304_055416_000000722035_00148_15733_8133.N1	04-MAR-2005 05:54:16	Dark	72.000	126	60Bet Oph	2.7700	4250.0	144	15733	No
125	GOM_NL__2PRFIN20050304_055746_000000432035_00148_15733_8134.N1	04-MAR-2005 05:57:46	Dark	42.500	155	41Pi Sgr	2.9000	6600.0	85	15733	No
126	GOM_NL__2PRFIN20050304_055938_000000442035_00148_15733_8135.N1	04-MAR-2005 05:59:38	Dark	43.500	57	34Sig Sgr	2.0660	26000.	87	15733	No
127	GOM_NL__2PRFIN20050304_060249_000000462035_00148_15733_8136.N1	04-MAR-2005 06:02:49	Dark	46.000	38	20Eps Sgr	1.8360	11000.	92	15733	No
128	GOM_NL__2PRFIN20050304_060644_000000562035_00148_15733_8137.N1	04-MAR-2005 06:06:44	Dark	55.500	40	The Sco	1.8590	7100.0	111	15733	No
129	GOM_NL__2PRFIN20050304_061218_000000502035_00149_15734_8103.N1	04-MAR-2005 06:12:18	Dark	49.500	43	Alp TrA	1.9100	4250.0	99	15734	No
130	GOM_NL__2PRFIN20050304_061407_000000532035_00149_15734_8104.N1	04-MAR-2005 06:14:07	Dark	52.500	131	Gam Lup	2.8000	26000.	105	15734	No
131	GOM_NL__2PRFIN20050304_061555_000000512035_00149_15734_8105.N1	04-MAR-2005 06:15:55	Dark	51.000	4	Alp1Cen	-0.010000	5800.0	102	15734	No
132	GOM_NL__2PRFIN20050304_061714_000000532035_00149_15734_8106.N1	04-MAR-2005 06:17:14	Dark	53.000	10	Bet Cen	0.61000	28000.	106	15734	No
133	GOM_NL__2PRFIN20050304_061941_000000452035_00149_15734_8107.N1	04-MAR-2005 06:19:41	Dark	45.000	12	Alp1Cru	0.77500	30000.	90	15734	No
134	GOM_NL__2PRFIN20050304_062216_000000492035_00149_15734_8108.N1	04-MAR-2005 06:22:16	Dark	48.500	64	Gam Cen	2.2000	10600.	97	15734	No
135	GOM_NL__2PRFIN20050304_062447_000000392035_00149_15734_8109.N1	04-MAR-2005 06:24:47	Straylight	38.500	91	Kap Vel	2.4900	26000.	77	15734	No
136	GOM_NL__2PRFIN20050304_062805_000000432035_00149_15734_8110.N1	04-MAR-2005 06:28:05	Straylight	42.500	65	Lam Vel	2.2040	4400.0	85	15734	No
137	GOM_NL__2PRFIN20050304_063048_000000692035_00149_15734_8111.N1	04-MAR-2005 06:30:48	Straylight	68.500	106	9Bet Crv	2.6480	5600.0	137	15734	No
138	GOM_NL__2PRFIN20050304_063339_000000652035_00149_15734_8112.N1	04-MAR-2005 06:33:39	Straylight	65.000	100	4Gam Crv	2.5800	13100.	130	15734	No
139	GOM_NL__2PRFIN20050304_063733_000000432035_00149_15734_8113.N1	04-MAR-2005 06:37:33	Tw_i_and_stray	43.000	48	30Alp Hya	1.9770	4100.0	86	15734	No
140	GOM_NL__2PRFIN20050304_064331_000000412035_00149_15734_8114.N1	04-MAR-2005 06:43:31	Bright	40.500	22	32Alp Leo	1.3600	15200.	81	15734	No
141	GOM_NL__2PRFIN20050304_064603_000000432035_00149_15734_8115.N1	04-MAR-2005 06:46:03	Bright	42.500	51	41Gam1Leo	2.0100	4500.0	85	15734	No
142	GOM_NL__2PRFIN20050304_064736_000000482035_00149_15734_8116.N1	04-MAR-2005 06:47:36	Bright	48.000	96	68Del Leo	2.5600	9300.0	96	15734	No
143	GOM_NL__2PRFIN20050304_065009_000000362035_00149_15734_8117.N1	04-MAR-2005 06:50:09	Bright	36.000	24	66Alp Gem	1.5800	10200.	72	15734	No
144	GOM_NL__2PRFIN20050304_065443_000000432035_00149_15734_8118.N1	04-MAR-2005 06:54:43	Bright	43.000	174	52Psi UMa	3.0040	4400.0	86	15734	No
145	GOM_NL__2PRFIN20050304_065735_000000412035_00149_15734_8119.N1	04-MAR-2005 06:57:35	Bright	41.000	82	48Bet UMa	2.3650	10600.	82	15734	No
146	GOM_NL__2PRFIN20050304_065858_000000402035_00149_15734_8120.N1	04-MAR-2005 06:58:58	Bright	40.000	36	50Alp UMa	1.8000	6300.0	80	15734	No
147	GOM_NL__2PRFIN20050304_070150_000000492035_00149_15734_8121.N1	04-MAR-2005 07:01:50	Bright	49.000	32	77Eps UMa	1.7630	11000.	98	15734	No
148	GOM_NL__2PRFIN20050304_070323_000000532035_00149_15734_8122.N1	04-MAR-2005 07:03:23	Bright	52.500	55	79Zet UMa	2.0600	10200.	105	15734	No
149	GOM_NL__2PRFIN20050304_070528_000000362035_00149_15734_8123.N1	04-MAR-2005 07:05:28	Bright	35.500	49	1Alp UMi	1.9900	6300.0	71	15734	No
150	GOM_NL__2PRFIN20050304_071046_000000472035_00149_15734_8124.N1	04-MAR-2005 07:10:46	Bright	47.000	119	14Eta Dra	2.7270	4700.0	94	15734	No
151	GOM_NL__2PRFIN20050304_071303_000000362035_00149_15734_8125.N1	04-MAR-2005 07:13:03	Bright	36.000	89	5Alp Cep	2.4510	8000.0	72	15734	No
152	GOM_NL__2PRFIN20050304_071518_000000482035_00149_15734_8126.N1	04-MAR-2005 07:15:18	Bright	47.500	130	23Bet Dra	2.7990	5800.0	95	15734	No
153	GOM_NL__2PRFIN20050304_071809_000000362035_00149_15734_8127.N1	04-MAR-2005 07:18:09	Bright	35.500	19	50Alp Cyg	1.2460	10500.	71	15734	No
154	GOM_NL__2PRFIN20050304_071943_000000342035_00149_15734_8128.N1	04-MAR-2005 07:19:43	Bright	34.000	66	37Gam Cyg	2.2080	5900.0	68	15734	No
155	GOM_NL__2PRFIN20050304_072117_000000362035_00149_15734_8129.N1	04-MAR-2005 07:21:17	Bright	35.500	92	53Eps Cyg	2.5000	4500.0	71	15734	No
156	GOM_NL__2PRFIN20050304_072423_000000932035_00149_15734_8130.N1	04-MAR-2005 07:24:23	Tw_i_and_stray	93.000	133	40Zet Her	2.8070	6000.0	186	15734	No
157	GOM_NL__2PRFIN20050304_072828_000000432035_00149_15734_8131.N1	04-MAR-2005 07:28:28	Bright	42.500	168	17Zet Aql	2.9860	11000.	85	15734	No
158	GOM_NL__2PRFIN20050304_073217_000000762035_00149_15734_8132.N1	04-MAR-2005 07:32:17	Straylight	76.000	59	55Alp Oph	2.0800	8900.0	152	15734	No
159	GOM_NL__2PRFIN20050304_073454_000000692035_00149_15734_8133.N1	04-MAR-2005 07:34:54	Dark	68.500	126	60Bet Oph	2.7700	4250.0	137	15734	No
160	GOM_NL__2PRFIN20050304_073823_000000462035_00149_15734_8134.N1	04-MAR-2005 07:38:23	Dark	45.500	155	41Pi Sgr	2.9000	6600.0	91	15734	No

161	GOM_NL__2PRFIN20050304_074015_000000452035_00149_15734_8135.N1	04-MAR-2005 07:40:15	Dark	44.500	57	34Sig Sgr	2.0660	26000.	89	15734	No
162	GOM_NL__2PRFIN20050304_074326_000000472035_00149_15734_8136.N1	04-MAR-2005 07:43:26	Dark	46.500	38	20Eps Sgr	1.8360	11000.	93	15734	No
163	GOM_NL__2PRFIN20050304_074720_000000452035_00149_15734_8137.N1	04-MAR-2005 07:47:20	Dark	45.000	40	The Sco	1.8590	7100.0	90	15734	No
164	GOM_NL__2PRFIN20050304_075254_000000392035_00150_15735_8103.N1	04-MAR-2005 07:52:54	Dark	38.500	43	Alp TrA	1.9100	4250.0	77	15735	No
165	GOM_NL__2PRFIN20050304_075444_000000532035_00150_15735_8104.N1	04-MAR-2005 07:54:44	Dark	52.500	131	Gam Lup	2.8000	26000.	105	15735	No
166	GOM_NL__2PRFIN20050304_075632_000000512035_00150_15735_8105.N1	04-MAR-2005 07:56:32	Dark	50.500	4	Alp1Cen	-0.010000	5800.0	101	15735	No
167	GOM_NL__2PRFIN20050304_075751_000000442035_00150_15735_8106.N1	04-MAR-2005 07:57:51	Dark	43.500	10	Bet Cen	0.61000	28000.	87	15735	No
168	GOM_NL__2PRFIN20050304_080017_000000472035_00150_15735_8107.N1	04-MAR-2005 08:00:17	Dark	47.000	12	Alp1Cru	0.77500	30000.	94	15735	No
169	GOM_NL__2PRFIN20050304_080200_000000702035_00150_15735_8108.N1	04-MAR-2005 08:02:00	Dark	69.500	54	5The Cen	2.0550	4500.0	139	15735	No
170	GOM_NL__2PRFIN20050304_080415_000000432035_00150_15735_8109.N1	04-MAR-2005 08:04:15	Straylight	42.500	71	lot Car	2.2460	7700.0	85	15735	No
171	GOM_NL__2PRFIN20050304_080544_000000422035_00150_15735_8110.N1	04-MAR-2005 08:05:44	Straylight	41.500	113	Mu Vel	2.6920	5000.0	83	15735	No
172	GOM_NL__2PRFIN20050304_080841_000000462035_00150_15735_8111.N1	04-MAR-2005 08:08:41	Straylight	45.500	65	Lam Vel	2.2040	4400.0	91	15735	No
173	GOM_NL__2PRFIN20050304_081124_000000692035_00150_15735_8112.N1	04-MAR-2005 08:11:24	Straylight	69.000	106	9Bet Crv	2.6480	5600.0	138	15735	No
174	GOM_NL__2PRFIN20050304_081415_000000632035_00150_15735_8113.N1	04-MAR-2005 08:14:15	Straylight	63.000	100	4Gam Crv	2.5800	13100.	126	15735	No
175	GOM_NL__2PRFIN20050304_081809_000000482035_00150_15735_8114.N1	04-MAR-2005 08:18:09	Tw_i_and_stray	47.500	48	30Alp Hya	1.9770	4100.0	95	15735	No
176	GOM_NL__2PRFIN20050304_082407_000000422035_00150_15735_8115.N1	04-MAR-2005 08:24:07	Bright	41.500	22	32Alp Leo	1.3600	15200.	83	15735	No
177	GOM_NL__2PRFIN20050304_082639_000000442035_00150_15735_8116.N1	04-MAR-2005 08:26:39	Bright	43.500	51	41Gam1Leo	2.0100	4500.0	87	15735	No
178	GOM_NL__2PRFIN20050304_082811_000000492035_00150_15735_8117.N1	04-MAR-2005 08:28:11	Bright	48.500	96	68Del Leo	2.5600	9300.0	97	15735	No
179	GOM_NL__2PRFIN20050304_083046_000000372035_00150_15735_8118.N1	04-MAR-2005 08:30:46	Bright	36.500	24	66Alp Gem	1.5800	10200.	73	15735	No
180	GOM_NL__2PRFIN20050304_083518_000000422035_00150_15735_8119.N1	04-MAR-2005 08:35:18	Bright	42.000	174	52Psi UMa	3.0040	4400.0	84	15735	No
181	GOM_NL__2PRFIN20050304_083811_000000392035_00150_15735_8120.N1	04-MAR-2005 08:38:11	Bright	38.500	82	48Bet UMa	2.3650	10600.	77	15735	No
182	GOM_NL__2PRFIN20050304_083933_000000392035_00150_15735_8121.N1	04-MAR-2005 08:39:33	Bright	39.000	36	50Alp UMa	1.8000	6300.0	78	15735	No
183	GOM_NL__2PRFIN20050304_084225_000000482035_00150_15735_8122.N1	04-MAR-2005 08:42:25	Bright	48.000	32	77Eps UMa	1.7630	11000.	96	15735	No
184	GOM_NL__2PRFIN20050304_084358_000000472035_00150_15735_8123.N1	04-MAR-2005 08:43:58	Bright	47.000	55	79Zet UMa	2.0600	10200.	94	15735	No
185	GOM_NL__2PRFIN20050304_084604_000000372035_00150_15735_8124.N1	04-MAR-2005 08:46:04	Bright	36.500	49	1Alp UMi	1.9900	6300.0	73	15735	No
186	GOM_NL__2PRFIN20050304_085122_000000462035_00150_15735_8125.N1	04-MAR-2005 08:51:22	Bright	45.500	119	14Eta Dra	2.7270	4700.0	91	15735	No
187	GOM_NL__2PRFIN20050304_085339_000000372035_00150_15735_8126.N1	04-MAR-2005 08:53:39	Bright	36.500	89	5Alp Cep	2.4510	8000.0	73	15735	No
188	GOM_NL__2PRFIN20050304_085554_000000452035_00150_15735_8127.N1	04-MAR-2005 08:55:54	Bright	44.500	130	23Bet Dra	2.7990	5800.0	89	15735	No
189	GOM_NL__2PRFIN20050304_085845_000000342035_00150_15735_8128.N1	04-MAR-2005 08:58:45	Bright	34.000	19	50Alp Cyg	1.2460	10500.	68	15735	No
190	GOM_NL__2PRFIN20050304_090019_000000362035_00150_15735_8129.N1	04-MAR-2005 09:00:19	Bright	36.000	66	37Gam Cyg	2.2080	5900.0	72	15735	No
191	GOM_NL__2PRFIN20050304_090153_000000352035_00150_15735_8130.N1	04-MAR-2005 09:01:53	Bright	35.000	92	53Eps Cyg	2.5000	4500.0	70	15735	No
192	GOM_NL__2PRFIN20050304_090459_000001012035_00150_15735_8131.N1	04-MAR-2005 09:04:59	Tw_i_and_stray	101.00	133	40Zet Her	2.8070	6000.0	202	15735	No
193	GOM_NL__2PRFIN20050304_090904_000000442035_00150_15735_8132.N1	04-MAR-2005 09:09:04	Bright	43.500	168	17Zet Aql	2.9860	11000.	87	15735	No
194	GOM_NL__2PRFIN20050304_091254_000000782035_00150_15735_8133.N1	04-MAR-2005 09:12:54	Straylight	78.000	59	55Alp Oph	2.0800	8900.0	156	15735	No
195	GOM_NL__2PRFIN20050304_091531_000000692035_00150_15735_8134.N1	04-MAR-2005 09:15:31	Dark	68.500	126	60Bet Oph	2.7700	4250.0	137	15735	No
196	GOM_NL__2PRFIN20050304_091859_000000432035_00150_15735_8135.N1	04-MAR-2005 09:18:59	Dark	43.000	155	41Pi Sgr	2.9000	6600.0	86	15735	No
197	GOM_NL__2PRFIN20050304_092051_000000452035_00150_15735_8136.N1	04-MAR-2005 09:20:51	Dark	44.500	57	34Sig Sgr	2.0660	26000.	89	15735	No
198	GOM_NL__2PRFIN20050304_092307_000000522035_00150_15735_8137.N1	04-MAR-2005 09:23:07	Dark	52.000	116	19Del Sgr	2.7000	4100.0	104	15735	No
199	GOM_NL__2PRFIN20050304_092438_000000642035_00150_15735_8138.N1	04-MAR-2005 09:24:38	Dark	64.000	86	35Eta Oph	2.4300	10200.	128	15735	No
200	GOM_NL__2PRFIN20050304_092757_000000462035_00150_15735_8139.N1	04-MAR-2005 09:27:57	Dark	46.000	40	The Sco	1.8590	7100.0	92	15735	No
201	GOM_NL__2PRFIN20050304_093331_000000412035_00151_15736_8103.N1	04-MAR-2005 09:33:31	Dark	40.500	43	Alp TrA	1.9100	4250.0	81	15736	No
202	GOM_NL__2PRFIN20050304_093521_000000532035_00151_15736_8104.N1	04-MAR-2005 09:35:21	Dark	52.500	131	Gam Lup	2.8000	26000.	105	15736	No
203	GOM_NL__2PRFIN20050304_093708_000000442035_00151_15736_8105.N1	04-MAR-2005 09:37:08	Dark	43.500	4	Alp1Cen	-0.010000	5800.0	87	15736	No
204	GOM_NL__2PRFIN20050304_093827_000000442035_00151_15736_8106.N1	04-MAR-2005 09:38:27	Dark	43.500	10	Bet Cen	0.61000	28000.	87	15736	No
205	GOM_NL__2PRFIN20050304_094053_000000462035_00151_15736_8107.N1	04-MAR-2005 09:40:53	Dark	46.000	12	Alp1Cru	0.77500	30000.	92	15736	No
206	GOM_NL__2PRFIN20050304_094237_000000672035_00151_15736_8108.N1	04-MAR-2005 09:42:37	Dark	66.500	54	5The Cen	2.0550	4500.0	133	15736	No
207	GOM_NL__2PRFIN20050304_094451_000000422035_00151_15736_8109.N1	04-MAR-2005 09:44:51	Straylight	41.500	71	lot Car	2.2460	7700.0	83	15736	No
208	GOM_NL__2PRFIN20050304_094620_000000452035_00151_15736_8110.N1	04-MAR-2005 09:46:20	Straylight	44.500	113	Mu Vel	2.6920	5000.0	89	15736	No
209	GOM_NL__2PRFIN20050304_094917_000000462035_00151_15736_8111.N1	04-MAR-2005 09:49:17	Straylight	45.500	65	Lam Vel	2.2040	4400.0	91	15736	No
210	GOM_NL__2PRFIN20050304_095200_000000682035_00151_15736_8112.N1	04-MAR-2005 09:52:00	Straylight	68.000	106	9Bet Crv	2.6480	5600.0	136	15736	No
211	GOM_NL__2PRFIN20050304_095451_000000612035_00151_15736_8113.N1	04-MAR-2005 09:54:51	Straylight	60.500	100	4Gam Crv	2.5800	13100.	121	15736	No
212	GOM_NL__2PRFIN20050304_095845_000000472035_00151_15736_8114.N1	04-MAR-2005 09:58:45	Tw_i_and_stray	46.500	48	30Alp Hya	1.9770	4100.0	93	15736	No
213	GOM_NL__2PRFIN20050304_100443_000000422035_00151_15736_8115.N1	04-MAR-2005 10:04:43	Bright	41.500	22	32Alp Leo	1.3600	15200.	83	15736	No
214	GOM_NL__2PRFIN20050304_100714_000000422035_00151_15736_8116.N1	04-MAR-2005 10:07:14	Bright	42.000	51	41Gam1Leo	2.0100	4500.0	84	15736	No
215	GOM_NL__2PRFIN20050304_100847_000000482035_00151_15736_8117.N1	04-MAR-2005 10:08:47	Bright	47.500	96	68Del Leo	2.5600	9300.0	95	15736	No
216	GOM_NL__2PRFIN20050304_101122_000000382035_00151_15736_8118.N1	04-MAR-2005 10:11:22	Bright	38.000	24	66Alp Gem	1.5800	10200.	76	15736	No
217	GOM_NL__2PRFIN20050304_101553_000000442035_00151_15736_8119.N1	04-MAR-2005 10:15:53	Bright	43.500	174	52Psi UMa	3.0040	4400.0	87	15736	No
218	GOM_NL__2PRFIN20050304_101846_000000392035_00151_15736_8120.N1	04-MAR-2005 10:18:46	Bright	39.000	82	48Bet UMa	2.3650	10600.	78	15736	No
219	GOM_NL__2PRFIN20050304_102009_000000402035_00151_15736_8121.N1	04-MAR-2005 10:20:09	Bright	40.000	36	50Alp UMa	1.8000	6300.0	80	15736	No

220	GOM_NL__2PRFIN20050304_102301_000000482035_00151_15736_8122.N1	04-MAR-2005 10:23:01	Bright	48.000	32	77Eps UMa	1.7630	11000.	96	15736	No
221	GOM_NL__2PRFIN20050304_102433_000000522035_00151_15736_8123.N1	04-MAR-2005 10:24:33	Bright	51.500	55	79Zet UMa	2.0600	10200.	103	15736	No
222	GOM_NL__2PRFIN20050304_102640_000000372035_00151_15736_8124.N1	04-MAR-2005 10:26:40	Bright	37.000	49	1Alp UMi	1.9900	6300.0	74	15736	No
223	GOM_NL__2PRFIN20050304_103157_000000472035_00151_15736_8125.N1	04-MAR-2005 10:31:57	Bright	46.500	119	14Eta Dra	2.7270	4700.0	93	15736	No
224	GOM_NL__2PRFIN20050304_103415_000000382035_00151_15736_8126.N1	04-MAR-2005 10:34:15	Bright	37.500	89	5Alp Cep	2.4510	8000.0	75	15736	No
225	GOM_NL__2PRFIN20050304_103629_000000482035_00151_15736_8127.N1	04-MAR-2005 10:36:29	Bright	47.500	130	23Bet Dra	2.7990	5800.0	95	15736	No
226	GOM_NL__2PRFIN20050304_103921_000000372035_00151_15736_8128.N1	04-MAR-2005 10:39:21	Bright	37.000	19	50Alp Cyg	1.2460	10500.	74	15736	No
227	GOM_NL__2PRFIN20050304_104055_000000372035_00151_15736_8129.N1	04-MAR-2005 10:40:55	Bright	36.500	66	37Gam Cyg	2.2080	5900.0	73	15736	No
228	GOM_NL__2PRFIN20050304_104229_000000352035_00151_15736_8130.N1	04-MAR-2005 10:42:29	Bright	34.500	92	53Eps Cyg	2.5000	4500.0	69	15736	No
229	GOM_NL__2PRFIN20050304_104535_000000932035_00151_15736_8131.N1	04-MAR-2005 10:45:35	Tw_i_and_stray	93.000	133	40Zet Her	2.8070	6000.0	186	15736	No
230	GOM_NL__2PRFIN20050304_104940_000000432035_00151_15736_8132.N1	04-MAR-2005 10:49:40	Bright	42.500	168	17Zet Aql	2.9860	11000.	85	15736	No
231	GOM_NL__2PRFIN20050304_105330_000000752035_00151_15736_8133.N1	04-MAR-2005 10:53:30	Straylight	75.000	59	55Alp Oph	2.0800	8900.0	150	15736	No
232	GOM_NL__2PRFIN20050304_105608_000000702035_00151_15736_8134.N1	04-MAR-2005 10:56:08	Dark	70.000	126	60Bet Oph	2.7700	4250.0	140	15736	No
233	GOM_NL__2PRFIN20050304_105936_000000432035_00151_15736_8135.N1	04-MAR-2005 10:59:36	Dark	43.000	155	41Pi Sgr	2.9000	6600.0	86	15736	No
234	GOM_NL__2PRFIN20050304_110128_000000432035_00151_15736_8136.N1	04-MAR-2005 11:01:28	Dark	43.000	57	34Sig Sgr	2.0660	26000.	86	15736	No
235	GOM_NL__2PRFIN20050304_110343_000000462035_00151_15736_8137.N1	04-MAR-2005 11:03:43	Dark	46.000	116	19Del Sgr	2.7000	4100.0	92	15736	No
236	GOM_NL__2PRFIN20050304_110515_000000672035_00151_15736_8138.N1	04-MAR-2005 11:05:15	Dark	67.000	86	35Eta Oph	2.4300	10200.	134	15736	No
237	GOM_NL__2PRFIN20050304_110833_000000452035_00151_15736_8139.N1	04-MAR-2005 11:08:33	Dark	44.500	40	The Sco	1.8590	7100.0	89	15736	No
238	GOM_NL__2PRFIN20050304_111407_000000402035_00152_15737_8103.N1	04-MAR-2005 11:14:07	Dark	39.500	43	Alp TrA	1.9100	4250.0	79	15737	No
239	GOM_NL__2PRFIN20050304_111558_000000522035_00152_15737_8104.N1	04-MAR-2005 11:15:58	Dark	52.000	131	Gam Lup	2.8000	26000.	104	15737	No
240	GOM_NL__2PRFIN20050304_111745_000000452035_00152_15737_8105.N1	04-MAR-2005 11:17:45	Dark	45.000	4	Alp1Cen	-0.010000	5800.0	90	15737	No
241	GOM_NL__2PRFIN20050304_111903_000000452035_00152_15737_8106.N1	04-MAR-2005 11:19:03	Dark	44.500	10	Bet Cen	0.61000	28000.	89	15737	No
242	GOM_NL__2PRFIN20050304_112129_000000402035_00152_15737_8107.N1	04-MAR-2005 11:21:29	Dark	39.500	12	Alp1Cru	0.77500	30000.	79	15737	No
243	GOM_NL__2PRFIN20050304_112314_000000682035_00152_15737_8108.N1	04-MAR-2005 11:23:14	Dark	68.000	54	5The Cen	2.0550	4500.0	136	15737	No
244	GOM_NL__2PRFIN20050304_112527_000000432035_00152_15737_8109.N1	04-MAR-2005 11:25:27	Straylight	43.000	71	lot Car	2.2460	7700.0	86	15737	No
245	GOM_NL__2PRFIN20050304_112657_000000442035_00152_15737_8110.N1	04-MAR-2005 11:26:57	Straylight	44.000	113	Mu Vel	2.6920	5000.0	88	15737	No
246	GOM_NL__2PRFIN20050304_112953_000000452035_00152_15737_8111.N1	04-MAR-2005 11:29:53	Straylight	44.500	65	Lam Vel	2.2040	4400.0	89	15737	No
247	GOM_NL__2PRFIN20050304_113236_000000642035_00152_15737_8112.N1	04-MAR-2005 11:32:36	Straylight	64.000	106	9Bet Crv	2.6480	5600.0	128	15737	No
248	GOM_NL__2PRFIN20050304_113527_000000622035_00152_15737_8113.N1	04-MAR-2005 11:35:27	Straylight	62.000	100	4Gam Crv	2.5800	13100.	124	15737	No
249	GOM_NL__2PRFIN20050304_113921_000000462035_00152_15737_8114.N1	04-MAR-2005 11:39:21	Tw_i_and_stray	46.000	48	30Alp Hya	1.9770	4100.0	92	15737	No
250	GOM_NL__2PRFIN20050304_114519_000000422035_00152_15737_8115.N1	04-MAR-2005 11:45:19	Bright	42.000	22	32Alp Leo	1.3600	15200.	84	15737	No
251	GOM_NL__2PRFIN20050304_114750_000000432035_00152_15737_8116.N1	04-MAR-2005 11:47:50	Bright	42.500	51	41Gam1Leo	2.0100	4500.0	85	15737	No
252	GOM_NL__2PRFIN20050304_114922_000000492035_00152_15737_8117.N1	04-MAR-2005 11:49:22	Bright	49.000	96	68Del Leo	2.5600	9300.0	98	15737	No
253	GOM_NL__2PRFIN20050304_115158_000000402035_00152_15737_8118.N1	04-MAR-2005 11:51:58	Bright	39.500	24	66Alp Gem	1.5800	10200.	79	15737	No
254	GOM_NL__2PRFIN20050304_115628_000000442035_00152_15737_8119.N1	04-MAR-2005 11:56:28	Bright	43.500	174	52Psi UMa	3.0040	4400.0	87	15737	No
255	GOM_NL__2PRFIN20050304_115921_000000412035_00152_15737_8120.N1	04-MAR-2005 11:59:21	Bright	40.500	82	48Bet UMa	2.3650	10600.	81	15737	No
256	GOM_NL__2PRFIN20050304_120044_000000412035_00152_15737_8121.N1	04-MAR-2005 12:00:44	Bright	40.500	36	50Alp UMa	1.8000	6300.0	81	15737	No
257	GOM_NL__2PRFIN20050304_120336_000000492035_00152_15737_8122.N1	04-MAR-2005 12:03:36	Bright	48.500	32	77Eps UMa	1.7630	11000.	97	15737	No
258	GOM_NL__2PRFIN20050304_120508_000000512035_00152_15737_8123.N1	04-MAR-2005 12:05:08	Bright	50.500	55	79Zet UMa	2.0600	10200.	101	15737	No
259	GOM_NL__2PRFIN20050304_120716_000000332035_00152_15737_8124.N1	04-MAR-2005 12:07:16	Bright	33.000	49	1Alp UMi	1.9900	6300.0	66	15737	No
260	GOM_NL__2PRFIN20050304_121232_000000472035_00152_15737_8125.N1	04-MAR-2005 12:12:32	Bright	47.000	119	14Eta Dra	2.7270	4700.0	94	15737	No
261	GOM_NL__2PRFIN20050304_121451_000000342035_00152_15737_8126.N1	04-MAR-2005 12:14:51	Bright	33.500	89	5Alp Cep	2.4510	8000.0	67	15737	No
262	GOM_NL__2PRFIN20050304_121705_000000482035_00152_15737_8127.N1	04-MAR-2005 12:17:05	Bright	48.000	130	23Bet Dra	2.7990	5800.0	96	15737	No
263	GOM_NL__2PRFIN20050304_121957_000000352035_00152_15737_8128.N1	04-MAR-2005 12:19:57	Bright	35.000	19	50Alp Cyg	1.2460	10500.	70	15737	No
264	GOM_NL__2PRFIN20050304_122131_000000342035_00152_15737_8129.N1	04-MAR-2005 12:21:31	Bright	34.000	66	37Gam Cyg	2.2080	5900.0	68	15737	No
265	GOM_NL__2PRFIN20050304_122305_000000342035_00152_15737_8130.N1	04-MAR-2005 12:23:05	Bright	33.500	92	53Eps Cyg	2.5000	4500.0	67	15737	No
266	GOM_NL__2PRFIN20050304_122611_000000952035_00152_15737_8131.N1	04-MAR-2005 12:26:11	Tw_i_and_stray	95.000	133	40Zet Her	2.8070	6000.0	190	15737	No
267	GOM_NL__2PRFIN20050304_123016_000000432035_00152_15737_8132.N1	04-MAR-2005 12:30:16	Bright	42.500	168	17Zet Aql	2.9860	11000.	85	15737	No
268	GOM_NL__2PRFIN20050304_123407_000000742035_00152_15737_8133.N1	04-MAR-2005 12:34:07	Straylight	73.500	59	55Alp Oph	2.0800	8900.0	147	15737	No
269	GOM_NL__2PRFIN20050304_123645_000000712035_00152_15737_8134.N1	04-MAR-2005 12:36:45	Dark	70.500	126	60Bet Oph	2.7700	4250.0	141	15737	No
270	GOM_NL__2PRFIN20050304_124012_000000422035_00152_15737_8135.N1	04-MAR-2005 12:40:12	Dark	42.000	155	41Pi Sgr	2.9000	6600.0	84	15737	No
271	GOM_NL__2PRFIN20050304_124204_000000422035_00152_15737_8136.N1	04-MAR-2005 12:42:04	Dark	42.000	57	34Sig Sgr	2.0660	26000.	84	15737	No
272	GOM_NL__2PRFIN20050304_124420_000000522035_00152_15737_8137.N1	04-MAR-2005 12:44:20	Dark	52.000	116	19Del Sgr	2.7000	4100.0	104	15737	No
273	GOM_NL__2PRFIN20050304_124552_000000672035_00152_15737_8138.N1	04-MAR-2005 12:45:52	Dark	66.500	86	35Eta Oph	2.4300	10200.	133	15737	No
274	GOM_NL__2PRFIN20050304_124910_000000512035_00152_15737_8139.N1	04-MAR-2005 12:49:10	Dark	50.500	40	The Sco	1.8590	7100.0	101	15737	No
275	GOM_NL__2PRFIN20050304_125443_000000412035_00153_15738_8103.N1	04-MAR-2005 12:54:43	Dark	40.500	43	Alp TrA	1.9100	4250.0	81	15738	No
276	GOM_NL__2PRFIN20050304_125636_000000542035_00153_15738_8104.N1	04-MAR-2005 12:56:36	Dark	53.500	131	Gam Lup	2.8000	26000.	107	15738	No
277	GOM_NL__2PRFIN20050304_125821_000000462035_00153_15738_8105.N1	04-MAR-2005 12:58:21	Dark	45.500	4	Alp1Cen	-0.010000	5800.0	91	15738	No
278	GOM_NL__2PRFIN20050304_125940_000000522035_00153_15738_8106.N1	04-MAR-2005 12:59:40	Dark	52.000	10	Bet Cen	0.61000	28000.	104	15738	No

279	GOM_NL__2PRFIN20050304_130206_000000482035_00153_15738_8107.N1	04-MAR-2005 13:02:06	Dark	48.000	12	Alp1Cru	0.77500	30000.	96	15738	No
280	GOM_NL__2PRFIN20050304_130350_000000692035_00153_15738_8108.N1	04-MAR-2005 13:03:50	Dark	69.000	54	5The Cen	2.0550	4500.0	138	15738	No
281	GOM_NL__2PRFIN20050304_130603_000000432035_00153_15738_8109.N1	04-MAR-2005 13:06:03	Straylight	43.000	71	Iot Car	2.2460	7700.0	86	15738	No
282	GOM_NL__2PRFIN20050304_130733_000000412035_00153_15738_8110.N1	04-MAR-2005 13:07:33	Straylight	41.000	113	Mu Vel	2.6920	5000.0	82	15738	No
283	GOM_NL__2PRFIN20050304_131029_000000442035_00153_15738_8111.N1	04-MAR-2005 13:10:29	Straylight	44.000	65	Lam Vel	2.2040	4400.0	88	15738	No
284	GOM_NL__2PRFIN20050304_131313_000000642035_00153_15738_8112.N1	04-MAR-2005 13:13:13	Straylight	64.000	106	9Bet Crv	2.6480	5600.0	128	15738	No
285	GOM_NL__2PRFIN20050304_131603_000000632035_00153_15738_8113.N1	04-MAR-2005 13:16:03	Straylight	62.500	100	4Gam Crv	2.5800	13100.	125	15738	No
286	GOM_NL__2PRFIN20050304_131957_000000522035_00153_15738_8114.N1	04-MAR-2005 13:19:57	Tw_i_and_stray	51.500	48	30Alp Hya	1.9770	4100.0	103	15738	No
287	GOM_NL__2PRFIN20050304_132555_000000412035_00153_15738_8115.N1	04-MAR-2005 13:25:55	Bright	41.000	22	32Alp Leo	1.3600	15200.	82	15738	No
288	GOM_NL__2PRFIN20050304_132825_000000422035_00153_15738_8116.N1	04-MAR-2005 13:28:25	Bright	41.500	51	41Gam1Leo	2.0100	4500.0	83	15738	No
289	GOM_NL__2PRFIN20050304_132957_000000492035_00153_15738_8117.N1	04-MAR-2005 13:29:57	Bright	48.500	96	68Del Leo	2.5600	9300.0	97	15738	No
290	GOM_NL__2PRFIN20050304_133234_000000392035_00153_15738_8118.N1	04-MAR-2005 13:32:34	Bright	38.500	24	66Alp Gem	1.5800	10200.	77	15738	No
291	GOM_NL__2PRFIN20050304_133704_000000442035_00153_15738_8119.N1	04-MAR-2005 13:37:04	Bright	43.500	174	52Psi UMa	3.0040	4400.0	87	15738	No
292	GOM_NL__2PRFIN20050304_133957_000000422035_00153_15738_8120.N1	04-MAR-2005 13:39:57	Bright	41.500	82	48Bet UMa	2.3650	10600.	83	15738	No
293	GOM_NL__2PRFIN20050304_134120_000000412035_00153_15738_8121.N1	04-MAR-2005 13:41:20	Bright	41.000	36	50Alp UMa	1.8000	6300.0	82	15738	No
294	GOM_NL__2PRFIN20050304_134411_000000462035_00153_15738_8122.N1	04-MAR-2005 13:44:11	Bright	46.000	32	77Eps UMa	1.7630	11000.	92	15738	No
295	GOM_NL__2PRFIN20050304_134543_000000482035_00153_15738_8123.N1	04-MAR-2005 13:45:43	Bright	48.000	55	79Zet UMa	2.0600	10200.	96	15738	No
296	GOM_NL__2PRFIN20050304_134752_000000372035_00153_15738_8124.N1	04-MAR-2005 13:47:52	Bright	36.500	49	1Alp UMi	1.9900	6300.0	73	15738	No
297	GOM_NL__2PRFIN20050304_135308_000000452035_00153_15738_8125.N1	04-MAR-2005 13:53:08	Bright	45.000	119	14Eta Dra	2.7270	4700.0	90	15738	No
298	GOM_NL__2PRFIN20050304_135527_000000362035_00153_15738_8126.N1	04-MAR-2005 13:55:27	Bright	35.500	89	5Alp Cep	2.4510	8000.0	71	15738	No
299	GOM_NL__2PRFIN20050304_135741_000000472035_00153_15738_8127.N1	04-MAR-2005 13:57:41	Bright	47.000	130	23Bet Dra	2.7990	5800.0	94	15738	No
300	GOM_NL__2PRFIN20050304_140033_000000372035_00153_15738_8128.N1	04-MAR-2005 14:00:33	Bright	36.500	19	50Alp Cyg	1.2460	10500.	73	15738	No
301	GOM_NL__2PRFIN20050304_140207_000000382035_00153_15738_8129.N1	04-MAR-2005 14:02:07	Bright	38.000	66	37Gam Cyg	2.2080	5900.0	76	15738	No
302	GOM_NL__2PRFIN20050304_140341_000000362035_00153_15738_8130.N1	04-MAR-2005 14:03:41	Bright	36.000	92	53Eps Cyg	2.5000	4500.0	72	15738	No
303	GOM_NL__2PRFIN20050304_140647_000001022035_00153_15738_8131.N1	04-MAR-2005 14:06:47	Tw_i_and_stray	101.50	133	40Zet Her	2.8070	6000.0	203	15738	No
304	GOM_NL__2PRFIN20050304_141053_000000422035_00153_15738_8132.N1	04-MAR-2005 14:10:53	Bright	42.000	168	17Zet Aql	2.9860	11000.	84	15738	No
305	GOM_NL__2PRFIN20050304_141445_000000712035_00153_15738_8133.N1	04-MAR-2005 14:14:45	Straylight	71.000	59	55Alp Oph	2.0800	8900.0	142	15738	No
306	GOM_NL__2PRFIN20050304_141722_000000652035_00153_15738_8134.N1	04-MAR-2005 14:17:22	Dark	64.500	126	60Bet Oph	2.7700	4250.0	129	15738	No
307	GOM_NL__2PRFIN20050304_142048_000000442035_00153_15738_8135.N1	04-MAR-2005 14:20:48	Dark	44.000	155	41Pi Sgr	2.9000	6600.0	88	15738	No
308	GOM_NL__2PRFIN20050304_142240_000000462035_00153_15738_8136.N1	04-MAR-2005 14:22:40	Dark	46.000	57	34Sig Sgr	2.0660	26000.	92	15738	No
309	GOM_NL__2PRFIN20050304_142456_000000502035_00153_15738_8137.N1	04-MAR-2005 14:24:56	Dark	49.500	116	19Del Sgr	2.7000	4100.0	99	15738	No
310	GOM_NL__2PRFIN20050304_142630_000000662035_00153_15738_8138.N1	04-MAR-2005 14:26:30	Dark	66.000	86	35Eta Oph	2.4300	10200.	132	15738	No
311	GOM_NL__2PRFIN20050304_142947_000000542035_00153_15738_8139.N1	04-MAR-2005 14:29:47	Dark	54.000	40	The Sco	1.8590	7100.0	108	15738	No
312	GOM_NL__2PRFIN20050304_143519_000000392035_00154_15739_8103.N1	04-MAR-2005 14:35:19	Dark	38.500	43	Alp TrA	1.9100	4250.0	77	15739	No
313	GOM_NL__2PRFIN20050304_143713_000000542035_00154_15739_8104.N1	04-MAR-2005 14:37:13	Dark	53.500	131	Gam Lup	2.8000	26000.	107	15739	No
314	GOM_NL__2PRFIN20050304_143858_000000422035_00154_15739_8105.N1	04-MAR-2005 14:38:58	Dark	41.500	4	Alp1Cen	-0.010000	5800.0	83	15739	No
315	GOM_NL__2PRFIN20050304_144016_000000522035_00154_15739_8106.N1	04-MAR-2005 14:40:16	Dark	51.500	10	Bet Cen	0.61000	28000.	103	15739	No
316	GOM_NL__2PRFIN20050304_144242_000000412035_00154_15739_8107.N1	04-MAR-2005 14:42:42	Dark	40.500	12	Alp1Cru	0.77500	30000.	81	15739	No
317	GOM_NL__2PRFIN20050304_144428_000000672035_00154_15739_8108.N1	04-MAR-2005 14:44:28	Dark	66.500	54	5The Cen	2.0550	4500.0	133	15739	No
318	GOM_NL__2PRFIN20050304_144639_000000402035_00154_15739_8109.N1	04-MAR-2005 14:46:39	Straylight	39.500	71	Iot Car	2.2460	7700.0	79	15739	No
319	GOM_NL__2PRFIN20050304_144809_000000442035_00154_15739_8110.N1	04-MAR-2005 14:48:09	Straylight	43.500	113	Mu Vel	2.6920	5000.0	87	15739	No
320	GOM_NL__2PRFIN20050304_145106_000000502035_00154_15739_8111.N1	04-MAR-2005 14:51:06	Straylight	50.000	65	Lam Vel	2.2040	4400.0	100	15739	No
321	GOM_NL__2PRFIN20050304_145349_000000632035_00154_15739_8112.N1	04-MAR-2005 14:53:49	Straylight	62.500	106	9Bet Crv	2.6480	5600.0	125	15739	No
322	GOM_NL__2PRFIN20050304_145639_000000622035_00154_15739_8113.N1	04-MAR-2005 14:56:39	Straylight	61.500	100	4Gam Crv	2.5800	13100.	123	15739	No
323	GOM_NL__2PRFIN20050304_150033_000000482035_00154_15739_8114.N1	04-MAR-2005 15:00:33	Tw_i_and_stray	47.500	48	30Alp Hya	1.9770	4100.0	95	15739	No
324	GOM_NL__2PRFIN20050304_150630_000000422035_00154_15739_8115.N1	04-MAR-2005 15:06:30	Bright	42.000	22	32Alp Leo	1.3600	15200.	84	15739	No
325	GOM_NL__2PRFIN20050304_150901_000000422035_00154_15739_8116.N1	04-MAR-2005 15:09:01	Bright	42.000	51	41Gam1Leo	2.0100	4500.0	84	15739	No
326	GOM_NL__2PRFIN20050304_151033_000000492035_00154_15739_8117.N1	04-MAR-2005 15:10:33	Bright	48.500	96	68Del Leo	2.5600	9300.0	97	15739	No
327	GOM_NL__2PRFIN20050304_151311_000000372035_00154_15739_8118.N1	04-MAR-2005 15:13:11	Bright	36.500	24	66Alp Gem	1.5800	10200.	73	15739	No
328	GOM_NL__2PRFIN20050304_151739_000000452035_00154_15739_8119.N1	04-MAR-2005 15:17:39	Bright	44.500	174	52Psi UMa	3.0040	4400.0	89	15739	No
329	GOM_NL__2PRFIN20050304_152032_000000412035_00154_15739_8120.N1	04-MAR-2005 15:20:32	Bright	40.500	82	48Bet UMa	2.3650	10600.	81	15739	No
330	GOM_NL__2PRFIN20050304_152155_000000582035_00154_15739_8121.N1	04-MAR-2005 15:21:55	Bright	58.000	36	50Alp UMa	1.8000	6300.0	116	15739	No
331	GOM_NL__2PRFIN20050304_152446_000000492035_00154_15739_8122.N1	04-MAR-2005 15:24:46	Bright	49.000	32	77Eps UMa	1.7630	11000.	98	15739	No
332	GOM_NL__2PRFIN20050304_152828_000000372035_00154_15739_8123.N1	04-MAR-2005 15:28:28	Bright	36.500	49	1Alp UMi	1.9900	6300.0	73	15739	No
333	GOM_NL__2PRFIN20050304_153343_000000472035_00154_15739_8124.N1	04-MAR-2005 15:33:43	Bright	47.000	119	14Eta Dra	2.7270	4700.0	94	15739	No
334	GOM_NL__2PRFIN20050304_153603_000000362035_00154_15739_8125.N1	04-MAR-2005 15:36:03	Bright	36.000	89	5Alp Cep	2.4510	8000.0	72	15739	No
335	GOM_NL__2PRFIN20050304_153816_000000492035_00154_15739_8126.N1	04-MAR-2005 15:38:16	Bright	48.500	130	23Bet Dra	2.7990	5800.0	97	15739	No
336	GOM_NL__2PRFIN20050304_154109_000000352035_00154_15739_8127.N1	04-MAR-2005 15:41:09	Bright	34.500	19	50Alp Cyg	1.2460	10500.	69	15739	No
337	GOM_NL__2PRFIN20050304_154243_000000352035_00154_15739_8128.N1	04-MAR-2005 15:42:43	Bright	35.000	66	37Gam Cyg	2.2080	5900.0	70	15739	No

338	GOM_NL__2PRFIN20050304_154417_000000352035_00154_15739_8129.N1	04-MAR-2005 15:44:17	Bright	35.000	92	53Eps Cyg	2.5000	4500.0	70	15739	No
339	GOM_NL__2PRFIN20050304_154724_000000942035_00154_15739_8130.N1	04-MAR-2005 15:47:24	Twilight	94.000	133	40Zet Her	2.8070	6000.0	188	15739	No
340	GOM_NL__2PRFIN20050304_155130_000000422035_00154_15739_8131.N1	04-MAR-2005 15:51:30	Bright	42.000	168	17Zet Aql	2.9860	11000.	84	15739	No
341	GOM_NL__2PRFIN20050304_155521_000000782035_00154_15739_8132.N1	04-MAR-2005 15:55:21	Straylight	78.000	59	55Alp Oph	2.0800	8900.0	156	15739	No
342	GOM_NL__2PRFIN20050304_155759_000000712035_00154_15739_8133.N1	04-MAR-2005 15:57:59	Dark	70.500	126	60Bet Oph	2.7700	4250.0	141	15739	No
343	GOM_NL__2PRFIN20050304_160125_000000432035_00154_15739_8134.N1	04-MAR-2005 16:01:25	Dark	43.000	155	41Pi Sgr	2.9000	6600.0	86	15739	No
344	GOM_NL__2PRFIN20050304_160317_000000432035_00154_15739_8135.N1	04-MAR-2005 16:03:17	Dark	43.000	57	34Sig Sgr	2.0660	26000.	86	15739	No
345	GOM_NL__2PRFIN20050304_160533_000000482035_00154_15739_8136.N1	04-MAR-2005 16:05:33	Dark	47.500	116	19Del Sgr	2.7000	4100.0	95	15739	No
346	GOM_NL__2PRFIN20050304_160708_000000652035_00154_15739_8137.N1	04-MAR-2005 16:07:08	Dark	64.500	86	35Eta Oph	2.4300	10200.	129	15739	No
347	GOM_NL__2PRFIN20050304_161024_000000552035_00154_15739_8138.N1	04-MAR-2005 16:10:24	Dark	55.000	40	The Sco	1.8590	7100.0	110	15739	No
348	GOM_NL__2PRFIN20050304_161556_000000482035_00155_15740_8273.N1	04-MAR-2005 16:15:56	Dark	48.000	43	Alp TrA	1.9100	4250.0	96	15740	No
349	GOM_NL__2PRFIN20050304_161808_000000382035_00155_15740_8274.N1	04-MAR-2005 16:18:08	Dark	37.500	145	Gam TrA	2.8720	10600.	75	15740	No
350	GOM_NL__2PRFIN20050304_161934_000000522035_00155_15740_8275.N1	04-MAR-2005 16:19:34	Dark	51.500	4	Alp1Cen	-0.010000	5800.0	103	15740	No
351	GOM_NL__2PRFIN20050304_162053_000000432035_00155_15740_8276.N1	04-MAR-2005 16:20:53	Dark	42.500	10	Bet Cen	0.61000	28000.	85	15740	No
352	GOM_NL__2PRFIN20050304_162318_000000482035_00155_15740_8277.N1	04-MAR-2005 16:23:18	Dark	47.500	12	Alp1Cru	0.77500	30000.	95	15740	No
353	GOM_NL__2PRFIN20050304_162459_000000382035_00155_15740_8278.N1	04-MAR-2005 16:24:59	Dark	38.000	124	The Car	2.7640	30000.	76	15740	No
354	GOM_NL__2PRFIN20050304_162715_000000422035_00155_15740_8279.N1	04-MAR-2005 16:27:15	Straylight	42.000	71	lot Car	2.2460	7700.0	84	15740	No
355	GOM_NL__2PRFIN20050304_162845_000000432035_00155_15740_8280.N1	04-MAR-2005 16:28:45	Straylight	42.500	113	Mu Vel	2.6920	5000.0	85	15740	No
356	GOM_NL__2PRFIN20050304_163142_000000452035_00155_15740_8281.N1	04-MAR-2005 16:31:42	Straylight	44.500	65	Lam Vel	2.2040	4400.0	89	15740	No
357	GOM_NL__2PRFIN20050304_163426_000000682035_00155_15740_8282.N1	04-MAR-2005 16:34:26	Straylight	68.000	106	9Bet Crv	2.6480	5600.0	136	15740	No
358	GOM_NL__2PRFIN20050304_163715_000000632035_00155_15740_8283.N1	04-MAR-2005 16:37:15	Straylight	62.500	100	4Gam Crv	2.5800	13100.	125	15740	No
359	GOM_NL__2PRFIN20050304_164109_000000492035_00155_15740_8284.N1	04-MAR-2005 16:41:09	Twilight	48.500	48	30Alp Hya	1.9770	4100.0	97	15740	No
360	GOM_NL__2PRFIN20050304_164706_000000422035_00155_15740_8285.N1	04-MAR-2005 16:47:06	Bright	42.000	22	32Alp Leo	1.3600	15200.	84	15740	No
361	GOM_NL__2PRFIN20050304_164937_000000422035_00155_15740_8286.N1	04-MAR-2005 16:49:37	Bright	42.000	51	41Gam1Leo	2.0100	4500.0	84	15740	No
362	GOM_NL__2PRFIN20050304_165108_000000482035_00155_15740_8287.N1	04-MAR-2005 16:51:08	Bright	48.000	96	68Del Leo	2.5600	9300.0	96	15740	No
363	GOM_NL__2PRFIN20050304_165347_000000402035_00155_15740_8288.N1	04-MAR-2005 16:53:47	Bright	39.500	24	66Alp Gem	1.5800	10200.	79	15740	No
364	GOM_NL__2PRFIN20050304_165815_000000442035_00155_15740_8289.N1	04-MAR-2005 16:58:15	Bright	44.000	174	52Psi UMa	3.0040	4400.0	88	15740	No
365	GOM_NL__2PRFIN20050304_170108_000000402035_00155_15740_8290.N1	04-MAR-2005 17:01:08	Bright	39.500	82	48Bet UMa	2.3650	10600.	79	15740	No
366	GOM_NL__2PRFIN20050304_170231_000000382035_00155_15740_8291.N1	04-MAR-2005 17:02:31	Bright	37.500	36	50Alp UMa	1.8000	6300.0	75	15740	No
367	GOM_NL__2PRFIN20050304_170521_000000462035_00155_15740_8292.N1	04-MAR-2005 17:05:21	Bright	45.500	32	77Eps UMa	1.7630	11000.	91	15740	No
368	GOM_NL__2PRFIN20050304_170653_000000512035_00155_15740_8293.N1	04-MAR-2005 17:06:53	Bright	51.000	55	79Zet UMa	2.0600	10200.	102	15740	No
369	GOM_NL__2PRFIN20050304_170904_000000372035_00155_15740_8294.N1	04-MAR-2005 17:09:04	Bright	37.000	49	1Alp UMi	1.9900	6300.0	74	15740	No
370	GOM_NL__2PRFIN20050304_171419_000000452035_00155_15740_8295.N1	04-MAR-2005 17:14:19	Bright	44.500	119	14Eta Dra	2.7270	4700.0	89	15740	No
371	GOM_NL__2PRFIN20050304_171640_000000342035_00155_15740_8296.N1	04-MAR-2005 17:16:40	Bright	33.500	89	5Alp Cep	2.4510	8000.0	67	15740	No
372	GOM_NL__2PRFIN20050304_171852_000000472035_00155_15740_8297.N1	04-MAR-2005 17:18:52	Bright	47.000	130	23Bet Dra	2.7990	5800.0	94	15740	No
373	GOM_NL__2PRFIN20050304_172145_000000342035_00155_15740_8298.N1	04-MAR-2005 17:21:45	Bright	34.000	19	50Alp Cyg	1.2460	10500.	68	15740	No
374	GOM_NL__2PRFIN20050304_172319_000000352035_00155_15740_8299.N1	04-MAR-2005 17:23:19	Bright	34.500	66	37Gam Cyg	2.2080	5900.0	69	15740	No
375	GOM_NL__2PRFIN20050304_172453_000000352035_00155_15740_8300.N1	04-MAR-2005 17:24:53	Bright	35.000	92	53Eps Cyg	2.5000	4500.0	70	15740	No
376	GOM_NL__2PRFIN20050304_172800_000000992035_00155_15740_8301.N1	04-MAR-2005 17:28:00	Twilight	98.500	133	40Zet Her	2.8070	6000.0	197	15740	No
377	GOM_NL__2PRFIN20050304_173206_000000432035_00155_15740_8302.N1	04-MAR-2005 17:32:06	Bright	42.500	168	17Zet Aql	2.9860	11000.	85	15740	No
378	GOM_NL__2PRFIN20050304_173558_000000772035_00155_15740_8303.N1	04-MAR-2005 17:35:58	Straylight	77.000	59	55Alp Oph	2.0800	8900.0	154	15740	No
379	GOM_NL__2PRFIN20050304_173836_000000732035_00155_15740_8304.N1	04-MAR-2005 17:38:36	Dark	73.000	126	60Bet Oph	2.7700	4250.0	146	15740	No
380	GOM_NL__2PRFIN20050304_174202_000000422035_00155_15740_8305.N1	04-MAR-2005 17:42:02	Dark	42.000	155	41Pi Sgr	2.9000	6600.0	84	15740	No
381	GOM_NL__2PRFIN20050304_174354_000000422035_00155_15740_8306.N1	04-MAR-2005 17:43:54	Dark	42.000	57	34Sig Sgr	2.0660	26000.	84	15740	No
382	GOM_NL__2PRFIN20050304_174610_000000532035_00155_15740_8307.N1	04-MAR-2005 17:46:10	Dark	53.000	116	19Del Sgr	2.7000	4100.0	106	15740	No
383	GOM_NL__2PRFIN20050304_174746_000000662035_00155_15740_8308.N1	04-MAR-2005 17:47:46	Dark	65.500	86	35Eta Oph	2.4300	10200.	131	15740	No
384	GOM_NL__2PRFIN20050304_175008_000000482035_00155_15740_8309.N1	04-MAR-2005 17:50:08	Dark	47.500	25	35Lam Sco	1.6200	28000.	95	15740	No
385	GOM_NL__2PRFIN20050304_175632_000000402035_00156_15741_8273.N1	04-MAR-2005 17:56:32	Dark	40.000	43	Alp TrA	1.9100	4250.0	80	15741	No
386	GOM_NL__2PRFIN20050304_175845_000000382035_00156_15741_8274.N1	04-MAR-2005 17:58:45	Dark	37.500	145	Gam TrA	2.8720	10600.	75	15741	No
387	GOM_NL__2PRFIN20050304_180011_000000572035_00156_15741_8275.N1	04-MAR-2005 18:00:11	Dark	57.000	4	Alp1Cen	-0.010000	5800.0	114	15741	No
388	GOM_NL__2PRFIN20050304_180130_000000422035_00156_15741_8276.N1	04-MAR-2005 18:01:30	Dark	42.000	10	Bet Cen	0.61000	28000.	84	15741	No
389	GOM_NL__2PRFIN20050304_180355_000000392035_00156_15741_8277.N1	04-MAR-2005 18:03:55	Dark	38.500	12	Alp1Cru	0.77500	30000.	77	15741	No
390	GOM_NL__2PRFIN20050304_180535_000000372035_00156_15741_8278.N1	04-MAR-2005 18:05:35	Dark	36.500	124	The Car	2.7640	30000.	73	15741	No
391	GOM_NL__2PRFIN20050304_180752_000000422035_00156_15741_8279.N1	04-MAR-2005 18:07:52	Straylight	41.500	71	lot Car	2.2460	7700.0	83	15741	No
392	GOM_NL__2PRFIN20050304_180922_000000402035_00156_15741_8280.N1	04-MAR-2005 18:09:22	Straylight	39.500	113	Mu Vel	2.6920	5000.0	79	15741	No
393	GOM_NL__2PRFIN20050304_181218_000000432035_00156_15741_8281.N1	04-MAR-2005 18:12:18	Straylight	42.500	65	Lam Vel	2.2040	4400.0	85	15741	No
394	GOM_NL__2PRFIN20050304_181502_000000692035_00156_15741_8282.N1	04-MAR-2005 18:15:02	Straylight	68.500	106	9Bet Crv	2.6480	5600.0	137	15741	No
395	GOM_NL__2PRFIN20050304_181751_000000652035_00156_15741_8283.N1	04-MAR-2005 18:17:51	Straylight	65.000	100	4Gam Crv	2.5800	13100.	130	15741	No
396	GOM_NL__2PRFIN20050304_182145_000000472035_00156_15741_8284.N1	04-MAR-2005 18:21:45	Twilight	47.000	48	30Alp Hya	1.9770	4100.0	94	15741	No

397	GOM_NL__2PRFIN20050304_182742_000000422035_00156_15741_8285.N1	04-MAR-2005 18:27:42	Bright	41.500	22	32Alp Leo	1.3600	15200.	83	15741	No
398	GOM_NL__2PRFIN20050304_183013_000000432035_00156_15741_8286.N1	04-MAR-2005 18:30:13	Bright	43.000	51	41Gam1Leo	2.0100	4500.0	86	15741	No
399	GOM_NL__2PRFIN20050304_183143_000000472035_00156_15741_8287.N1	04-MAR-2005 18:31:43	Bright	47.000	96	68Del Leo	2.5600	9300.0	94	15741	No
400	GOM_NL__2PRFIN20050304_183423_000000382035_00156_15741_8288.N1	04-MAR-2005 18:34:23	Bright	37.500	24	66Alp Gem	1.5800	10200.	75	15741	No
401	GOM_NL__2PRFIN20050304_183850_000000432035_00156_15741_8289.N1	04-MAR-2005 18:38:50	Bright	42.500	174	52Psi UMa	3.0040	4400.0	85	15741	No
402	GOM_NL__2PRFIN20050304_184143_000000412035_00156_15741_8290.N1	04-MAR-2005 18:41:43	Bright	41.000	82	48Bet UMa	2.3650	10600.	82	15741	No
403	GOM_NL__2PRFIN20050304_184306_000000412035_00156_15741_8291.N1	04-MAR-2005 18:43:06	Bright	41.000	36	50Alp UMa	1.8000	6300.0	82	15741	No
404	GOM_NL__2PRFIN20050304_184556_000000462035_00156_15741_8292.N1	04-MAR-2005 18:45:56	Bright	45.500	32	77Eps UMa	1.7630	11000.	91	15741	No
405	GOM_NL__2PRFIN20050304_184728_000000512035_00156_15741_8293.N1	04-MAR-2005 18:47:28	Bright	50.500	55	79Zet UMa	2.0600	10200.	101	15741	No
406	GOM_NL__2PRFIN20050304_184940_000000372035_00156_15741_8294.N1	04-MAR-2005 18:49:40	Bright	36.500	49	1Alp UMi	1.9900	6300.0	73	15741	No
407	GOM_NL__2PRFIN20050304_185454_000000442035_00156_15741_8295.N1	04-MAR-2005 18:54:54	Bright	44.000	119	14Eta Dra	2.7270	4700.0	88	15741	No
408	GOM_NL__2PRFIN20050304_185716_000000342035_00156_15741_8296.N1	04-MAR-2005 18:57:16	Bright	33.500	89	5Alp Cep	2.4510	8000.0	67	15741	No
409	GOM_NL__2PRFIN20050304_185928_000000472035_00156_15741_8297.N1	04-MAR-2005 18:59:28	Bright	47.000	130	23Bet Dra	2.7990	5800.0	94	15741	No
410	GOM_NL__2PRFIN20050304_190222_000000362035_00156_15741_8298.N1	04-MAR-2005 19:02:22	Bright	36.000	19	50Alp Cyg	1.2460	10500.	72	15741	No
411	GOM_NL__2PRFIN20050304_190355_000000372035_00156_15741_8299.N1	04-MAR-2005 19:03:55	Bright	36.500	66	37Gam Cyg	2.2080	5900.0	73	15741	No
412	GOM_NL__2PRFIN20050304_190530_000000362035_00156_15741_8300.N1	04-MAR-2005 19:05:30	Bright	35.500	92	53Eps Cyg	2.5000	4500.0	71	15741	No
413	GOM_NL__2PRFIN20050304_190836_000000942035_00156_15741_8301.N1	04-MAR-2005 19:08:36	Tw_i_and_stray	93.500	133	40Zet Her	2.8070	6000.0	187	15741	No
414	GOM_NL__2PRFIN20050304_191242_000000432035_00156_15741_8302.N1	04-MAR-2005 19:12:42	Bright	43.000	168	17Zet Aql	2.9860	11000.	86	15741	No
415	GOM_NL__2PRFIN20050304_191636_000000742035_00156_15741_8303.N1	04-MAR-2005 19:16:36	Straylight	73.500	59	55Alp Oph	2.0800	8900.0	147	15741	No
416	GOM_NL__2PRFIN20050304_191913_000000702035_00156_15741_8304.N1	04-MAR-2005 19:19:13	Dark	70.000	126	60Bet Oph	2.7700	4250.0	140	15741	No
417	GOM_NL__2PRFIN20050304_192238_000000442035_00156_15741_8305.N1	04-MAR-2005 19:22:38	Dark	43.500	155	41Pi Sgr	2.9000	6600.0	87	15741	No
418	GOM_NL__2PRFIN20050304_192430_000000432035_00156_15741_8306.N1	04-MAR-2005 19:24:30	Dark	43.000	57	34Sig Sgr	2.0660	26000.	86	15741	No
419	GOM_NL__2PRFIN20050304_192647_000000502035_00156_15741_8307.N1	04-MAR-2005 19:26:47	Dark	50.000	116	19Del Sgr	2.7000	4100.0	100	15741	No
420	GOM_NL__2PRFIN20050304_192823_000000672035_00156_15741_8308.N1	04-MAR-2005 19:28:23	Dark	67.000	86	35Eta Oph	2.4300	10200.	134	15741	No
421	GOM_NL__2PRFIN20050304_193045_000000462035_00156_15741_8309.N1	04-MAR-2005 19:30:45	Dark	45.500	25	35Lam Sco	1.6200	28000.	91	15741	No
422	GOM_NL__2PRFIN20050304_193708_000000412035_00157_15742_8273.N1	04-MAR-2005 19:37:08	Dark	41.000	43	Alp TrA	1.9100	4250.0	82	15742	No
423	GOM_NL__2PRFIN20050304_193921_000000372035_00157_15742_8274.N1	04-MAR-2005 19:39:21	Dark	37.000	145	Gam TrA	2.8720	10600.	74	15742	No
424	GOM_NL__2PRFIN20050304_194048_000000452035_00157_15742_8275.N1	04-MAR-2005 19:40:48	Dark	44.500	4	Alp1Cen	-0.010000	5800.0	89	15742	No
425	GOM_NL__2PRFIN20050304_194206_000000422035_00157_15742_8276.N1	04-MAR-2005 19:42:06	Dark	41.500	10	Bet Cen	0.61000	28000.	83	15742	No
426	GOM_NL__2PRFIN20050304_194431_000000472035_00157_15742_8277.N1	04-MAR-2005 19:44:31	Dark	46.500	12	Alp1Cru	0.77500	30000.	93	15742	No
427	GOM_NL__2PRFIN20050304_194611_000000382035_00157_15742_8278.N1	04-MAR-2005 19:46:11	Dark	37.500	124	The Car	2.7640	30000.	75	15742	No
428	GOM_NL__2PRFIN20050304_194828_000000392035_00157_15742_8279.N1	04-MAR-2005 19:48:28	Straylight	38.500	71	Iot Car	2.2460	7700.0	77	15742	No
429	GOM_NL__2PRFIN20050304_194958_000000402035_00157_15742_8280.N1	04-MAR-2005 19:49:58	Straylight	40.000	113	Mu Vel	2.6920	5000.0	80	15742	No
430	GOM_NL__2PRFIN20050304_195254_000000442035_00157_15742_8281.N1	04-MAR-2005 19:52:54	Straylight	43.500	65	Lam Vel	2.2040	4400.0	87	15742	No
431	GOM_NL__2PRFIN20050304_195538_000000672035_00157_15742_8282.N1	04-MAR-2005 19:55:38	Straylight	67.000	106	9Bet Crv	2.6480	5600.0	134	15742	No
432	GOM_NL__2PRFIN20050304_195827_000000662035_00157_15742_8283.N1	04-MAR-2005 19:58:27	Straylight	65.500	100	4Gam Crv	2.5800	13100.	131	15742	No
433	GOM_NL__2PRFIN20050304_200221_000000442035_00157_15742_8284.N1	04-MAR-2005 20:02:21	Tw_i_and_stray	44.000	48	30Alp Hya	1.9770	4100.0	88	15742	No
434	GOM_NL__2PRFIN20050304_200818_000000412035_00157_15742_8285.N1	04-MAR-2005 20:08:18	Bright	41.000	22	32Alp Leo	1.3600	15200.	82	15742	No
435	GOM_NL__2PRFIN20050304_201048_000000422035_00157_15742_8286.N1	04-MAR-2005 20:10:48	Bright	42.000	51	41Gam1Leo	2.0100	4500.0	84	15742	No
436	GOM_NL__2PRFIN20050304_201219_000000482035_00157_15742_8287.N1	04-MAR-2005 20:12:19	Bright	48.000	96	68Del Leo	2.5600	9300.0	96	15742	No
437	GOM_NL__2PRFIN20050304_201500_000000372035_00157_15742_8288.N1	04-MAR-2005 20:15:00	Bright	37.000	24	66Alp Gem	1.5800	10200.	74	15742	No
438	GOM_NL__2PRFIN20050304_201925_000000442035_00157_15742_8289.N1	04-MAR-2005 20:19:25	Bright	43.500	174	52Psi UMa	3.0040	4400.0	87	15742	No
439	GOM_NL__2PRFIN20050304_202219_000000402035_00157_15742_8290.N1	04-MAR-2005 20:22:19	Bright	40.000	82	48Bet UMa	2.3650	10600.	80	15742	No
440	GOM_NL__2PRFIN20050304_202342_000000582035_00157_15742_8291.N1	04-MAR-2005 20:23:42	Bright	58.000	36	50Alp UMa	1.8000	6300.0	116	15742	No
441	GOM_NL__2PRFIN20050304_202631_000000492035_00157_15742_8292.N1	04-MAR-2005 20:26:31	Bright	49.000	32	77Eps UMa	1.7630	11000.	98	15742	No
442	GOM_NL__2PRFIN20050304_202803_000000522035_00157_15742_8293.N1	04-MAR-2005 20:28:03	Bright	51.500	55	79Zet UMa	2.0600	10200.	103	15742	No
443	GOM_NL__2PRFIN20050304_203016_000000372035_00157_15742_8294.N1	04-MAR-2005 20:30:16	Bright	36.500	49	1Alp UMi	1.9900	6300.0	73	15742	No
444	GOM_NL__2PRFIN20050304_203530_000000442035_00157_15742_8295.N1	04-MAR-2005 20:35:30	Bright	44.000	119	14Eta Dra	2.7270	4700.0	88	15742	No
445	GOM_NL__2PRFIN20050304_203752_000000352035_00157_15742_8296.N1	04-MAR-2005 20:37:52	Bright	34.500	89	5Alp Cep	2.4510	8000.0	69	15742	No
446	GOM_NL__2PRFIN20050304_204003_000000482035_00157_15742_8297.N1	04-MAR-2005 20:40:03	Bright	47.500	130	23Bet Dra	2.7990	5800.0	95	15742	No
447	GOM_NL__2PRFIN20050304_204258_000000372035_00157_15742_8298.N1	04-MAR-2005 20:42:58	Bright	36.500	19	50Alp Cyg	1.2460	10500.	73	15742	No
448	GOM_NL__2PRFIN20050304_204431_000000342035_00157_15742_8299.N1	04-MAR-2005 20:44:31	Bright	34.000	66	37Gam Cyg	2.2080	5900.0	68	15742	No
449	GOM_NL__2PRFIN20050304_204606_000000352035_00157_15742_8300.N1	04-MAR-2005 20:46:06	Bright	34.500	92	53Eps Cyg	2.5000	4500.0	69	15742	No
450	GOM_NL__2PRFIN20050304_204912_000000962035_00157_15742_8301.N1	04-MAR-2005 20:49:12	Tw_i_and_stray	96.000	133	40Zet Her	2.8070	6000.0	192	15742	No
451	GOM_NL__2PRFIN20050304_205318_000000412035_00157_15742_8302.N1	04-MAR-2005 20:53:18	Bright	40.500	168	17Zet Aql	2.9860	11000.	81	15742	No
452	GOM_NL__2PRFIN20050304_205712_000000762035_00157_15742_8303.N1	04-MAR-2005 20:57:12	Straylight	75.500	59	55Alp Oph	2.0800	8900.0	151	15742	No
453	GOM_NL__2PRFIN20050304_205950_000000702035_00157_15742_8304.N1	04-MAR-2005 20:59:50	Dark	70.000	126	60Bet Oph	2.7700	4250.0	140	15742	No
454	GOM_NL__2PRFIN20050304_210314_000000452035_00157_15742_8305.N1	04-MAR-2005 21:03:14	Dark	45.000	155	41Pi Sgr	2.9000	6600.0	90	15742	No
455	GOM_NL__2PRFIN20050304_210507_000000472035_00157_15742_8306.N1	04-MAR-2005 21:05:07	Dark	46.500	57	34Sig Sgr	2.0660	26000.	93	15742	No

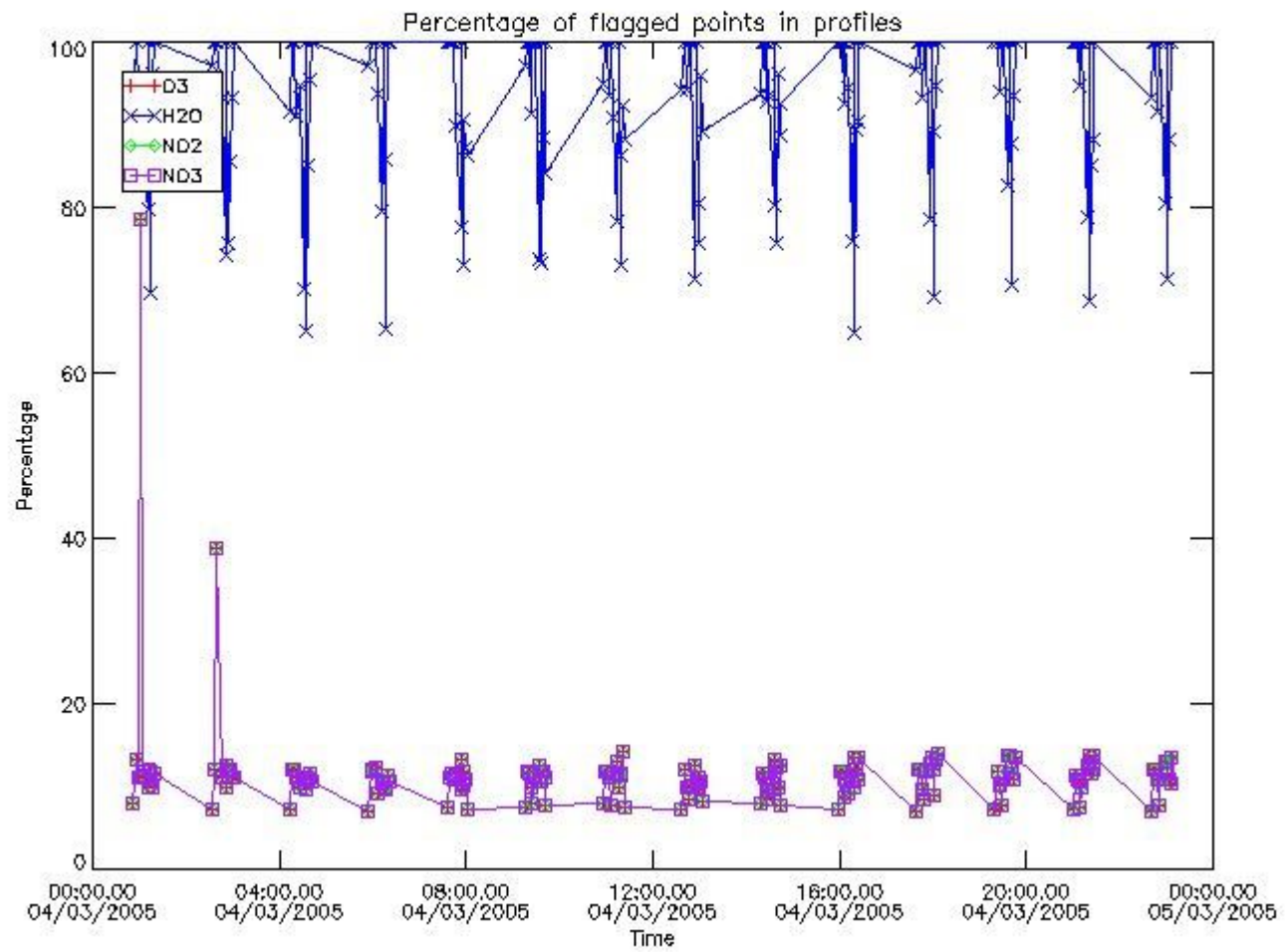
456	GOM_NL__2PRFIN20050304_210723_000000482035_00157_15742_8307.N1	04-MAR-2005 21:07:23	Dark	48.000	116	19Del Sgr	2.7000	4100.0	96	15742	No
457	GOM_NL__2PRFIN20050304_210901_000000682035_00157_15742_8308.N1	04-MAR-2005 21:09:01	Dark	67.500	86	35Eta Oph	2.4300	10200.	135	15742	No
458	GOM_NL__2PRFIN20050304_211122_000000512035_00157_15742_8309.N1	04-MAR-2005 21:11:22	Dark	51.000	25	35Lam Sco	1.6200	28000.	102	15742	No
459	GOM_NL__2PRFIN20050304_211745_000000412035_00158_15743_8273.N1	04-MAR-2005 21:17:45	Dark	40.500	43	Alp TrA	1.9100	4250.0	81	15743	No
460	GOM_NL__2PRFIN20050304_211957_000000372035_00158_15743_8274.N1	04-MAR-2005 21:19:57	Dark	37.000	145	Gam TrA	2.8720	10600.	74	15743	No
461	GOM_NL__2PRFIN20050304_212124_000000442035_00158_15743_8275.N1	04-MAR-2005 21:21:24	Dark	43.500	4	Alp1Cen	-0.010000	5800.0	87	15743	No
462	GOM_NL__2PRFIN20050304_212242_000000442035_00158_15743_8276.N1	04-MAR-2005 21:22:42	Dark	44.000	10	Bet Cen	0.61000	28000.	88	15743	No
463	GOM_NL__2PRFIN20050304_212507_000000432035_00158_15743_8277.N1	04-MAR-2005 21:25:07	Dark	42.500	12	Alp1Cru	0.77500	30000.	85	15743	No
464	GOM_NL__2PRFIN20050304_212647_000000372035_00158_15743_8278.N1	04-MAR-2005 21:26:47	Dark	37.000	124	The Car	2.7640	30000.	74	15743	No
465	GOM_NL__2PRFIN20050304_212903_000000382035_00158_15743_8279.N1	04-MAR-2005 21:29:03	Straylight	38.000	71	lot Car	2.2460	7700.0	76	15743	No
466	GOM_NL__2PRFIN20050304_213034_000000462035_00158_15743_8280.N1	04-MAR-2005 21:30:34	Straylight	45.500	113	Mu Vel	2.6920	5000.0	91	15743	No
467	GOM_NL__2PRFIN20050304_213330_000000492035_00158_15743_8281.N1	04-MAR-2005 21:33:30	Straylight	48.500	65	Lam Vel	2.2040	4400.0	97	15743	No
468	GOM_NL__2PRFIN20050304_213615_000000662035_00158_15743_8282.N1	04-MAR-2005 21:36:15	Straylight	66.000	106	9Bet Crv	2.6480	5600.0	132	15743	No
469	GOM_NL__2PRFIN20050304_213903_000000622035_00158_15743_8283.N1	04-MAR-2005 21:39:03	Straylight	62.000	100	4Gam Crv	2.5800	13100.	124	15743	No
470	GOM_NL__2PRFIN20050304_214257_000000432035_00158_15743_8284.N1	04-MAR-2005 21:42:57	Tw_i_and_stray	43.000	48	30Alp Hya	1.9770	4100.0	86	15743	No
471	GOM_NL__2PRFIN20050304_214854_000000392035_00158_15743_8285.N1	04-MAR-2005 21:48:54	Bright	39.000	22	32Alp Leo	1.3600	15200.	78	15743	No
472	GOM_NL__2PRFIN20050304_215124_000000422035_00158_15743_8286.N1	04-MAR-2005 21:51:24	Bright	42.000	51	41Gam1Leo	2.0100	4500.0	84	15743	No
473	GOM_NL__2PRFIN20050304_215254_000000472035_00158_15743_8287.N1	04-MAR-2005 21:52:54	Bright	46.500	96	68Del Leo	2.5600	9300.0	93	15743	No
474	GOM_NL__2PRFIN20050304_215536_000000392035_00158_15743_8288.N1	04-MAR-2005 21:55:36	Bright	39.000	24	66Alp Gem	1.5800	10200.	78	15743	No
475	GOM_NL__2PRFIN20050304_220001_000000422035_00158_15743_8289.N1	04-MAR-2005 22:00:01	Bright	42.000	174	52Psi UMa	3.0040	4400.0	84	15743	No
476	GOM_NL__2PRFIN20050304_220255_000000412035_00158_15743_8290.N1	04-MAR-2005 22:02:55	Bright	40.500	82	48Bet UMa	2.3650	10600.	81	15743	No
477	GOM_NL__2PRFIN20050304_220418_000000412035_00158_15743_8291.N1	04-MAR-2005 22:04:18	Bright	40.500	36	50Alp UMa	1.8000	6300.0	81	15743	No
478	GOM_NL__2PRFIN20050304_220706_000000482035_00158_15743_8292.N1	04-MAR-2005 22:07:06	Bright	48.000	32	77Eps UMa	1.7630	11000.	96	15743	No
479	GOM_NL__2PRFIN20050304_220838_000000502035_00158_15743_8293.N1	04-MAR-2005 22:08:38	Bright	49.500	55	79Zet UMa	2.0600	10200.	99	15743	No
480	GOM_NL__2PRFIN20050304_221052_000000372035_00158_15743_8294.N1	04-MAR-2005 22:10:52	Bright	37.000	49	1Alp UMi	1.9900	6300.0	74	15743	No
481	GOM_NL__2PRFIN20050304_221605_000000472035_00158_15743_8295.N1	04-MAR-2005 22:16:05	Bright	47.000	119	14Eta Dra	2.7270	4700.0	94	15743	No
482	GOM_NL__2PRFIN20050304_221828_000000372035_00158_15743_8296.N1	04-MAR-2005 22:18:28	Bright	37.000	89	5Alp Cep	2.4510	8000.0	74	15743	No
483	GOM_NL__2PRFIN20050304_222039_000000482035_00158_15743_8297.N1	04-MAR-2005 22:20:39	Bright	48.000	130	23Bet Dra	2.7990	5800.0	96	15743	No
484	GOM_NL__2PRFIN20050304_222333_000000352035_00158_15743_8298.N1	04-MAR-2005 22:23:33	Bright	34.500	19	50Alp Cyg	1.2460	10500.	69	15743	No
485	GOM_NL__2PRFIN20050304_222507_000000362035_00158_15743_8299.N1	04-MAR-2005 22:25:07	Bright	36.000	66	37Gam Cyg	2.2080	5900.0	72	15743	No
486	GOM_NL__2PRFIN20050304_222642_000000352035_00158_15743_8300.N1	04-MAR-2005 22:26:42	Bright	35.000	92	53Eps Cyg	2.5000	4500.0	70	15743	No
487	GOM_NL__2PRFIN20050304_222948_000001002035_00158_15743_8301.N1	04-MAR-2005 22:29:48	Tw_i_and_stray	100.00	133	40Zet Her	2.8070	6000.0	200	15743	No
488	GOM_NL__2PRFIN20050304_223355_000000452035_00158_15743_8302.N1	04-MAR-2005 22:33:55	Bright	44.500	168	17Zet Aql	2.9860	11000.	89	15743	No
489	GOM_NL__2PRFIN20050304_223749_000000802035_00158_15743_8303.N1	04-MAR-2005 22:37:49	Straylight	79.500	59	55Alp Oph	2.0800	8900.0	159	15743	No
490	GOM_NL__2PRFIN20050304_224027_000000742035_00158_15743_8304.N1	04-MAR-2005 22:40:27	Dark	73.500	126	60Bet Oph	2.7700	4250.0	147	15743	No
491	GOM_NL__2PRFIN20050304_224351_000000432035_00158_15743_8305.N1	04-MAR-2005 22:43:51	Dark	42.500	155	41Pi Sgr	2.9000	6600.0	85	15743	No
492	GOM_NL__2PRFIN20050304_224543_000000422035_00158_15743_8306.N1	04-MAR-2005 22:45:43	Dark	42.000	57	34Sig Sgr	2.0660	26000.	84	15743	No
493	GOM_NL__2PRFIN20050304_224800_000000482035_00158_15743_8307.N1	04-MAR-2005 22:48:00	Dark	47.500	116	19Del Sgr	2.7000	4100.0	95	15743	No
494	GOM_NL__2PRFIN20050304_224938_000000662035_00158_15743_8308.N1	04-MAR-2005 22:49:38	Dark	66.000	86	35Eta Oph	2.4300	10200.	132	15743	No
495	GOM_NL__2PRFIN20050304_225159_000000472035_00158_15743_8309.N1	04-MAR-2005 22:51:59	Dark	46.500	25	35Lam Sco	1.6200	28000.	93	15743	No
496	GOM_NL__2PRFIN20050304_225821_000000392035_00159_15744_8273.N1	04-MAR-2005 22:58:21	Dark	39.000	43	Alp TrA	1.9100	4250.0	78	15744	No
497	GOM_NL__2PRFIN20050304_230033_000000392035_00159_15744_8274.N1	04-MAR-2005 23:00:33	Dark	39.000	145	Gam TrA	2.8720	10600.	78	15744	No
498	GOM_NL__2PRFIN20050304_230201_000000442035_00159_15744_8275.N1	04-MAR-2005 23:02:01	Dark	44.000	4	Alp1Cen	-0.010000	5800.0	88	15744	No
499	GOM_NL__2PRFIN20050304_230319_000000472035_00159_15744_8276.N1	04-MAR-2005 23:03:19	Dark	47.000	10	Bet Cen	0.61000	28000.	94	15744	No
500	GOM_NL__2PRFIN20050304_230543_000000492035_00159_15744_8277.N1	04-MAR-2005 23:05:43	Dark	49.000	12	Alp1Cru	0.77500	30000.	98	15744	No
501	GOM_NL__2PRFIN20050304_230723_000000382035_00159_15744_8278.N1	04-MAR-2005 23:07:23	Dark	38.000	124	The Car	2.7640	30000.	76	15744	No
502	GOM_NL__2PRFIN20050304_230939_000000402035_00159_15744_8279.N1	04-MAR-2005 23:09:39	Straylight	39.500	71	lot Car	2.2460	7700.0	79	15744	No
503	GOM_NL__2PRFIN20050304_231110_000000432035_00159_15744_8280.N1	04-MAR-2005 23:11:10	Straylight	42.500	113	Mu Vel	2.6920	5000.0	85	15744	No
504	GOM_NL__2PRFIN20050304_231406_000000422035_00159_15744_8281.N1	04-MAR-2005 23:14:06	Straylight	41.500	65	Lam Vel	2.2040	4400.0	83	15744	No
505	GOM_NL__2PRFIN20050304_231651_000000602035_00159_15744_8282.N1	04-MAR-2005 23:16:51	Straylight	59.500	106	9Bet Crv	2.6480	5600.0	119	15744	No
506	GOM_NL__2PRFIN20050304_231939_000000622035_00159_15744_8283.N1	04-MAR-2005 23:19:39	Straylight	62.000	100	4Gam Crv	2.5800	13100.	124	15744	No
507	GOM_NL__2PRFIN20050304_232333_000000462035_00159_15744_8284.N1	04-MAR-2005 23:23:33	Tw_i_and_stray	45.500	48	30Alp Hya	1.9770	4100.0	91	15744	No
508	GOM_NL__2PRFIN20050304_232929_000000422035_00159_15744_8285.N1	04-MAR-2005 23:29:29	Bright	42.000	22	32Alp Leo	1.3600	15200.	84	15744	No
509	GOM_NL__2PRFIN20050304_233200_000000422035_00159_15744_8286.N1	04-MAR-2005 23:32:00	Bright	42.000	51	41Gam1Leo	2.0100	4500.0	84	15744	No
510	GOM_NL__2PRFIN20050304_233329_000000472035_00159_15744_8287.N1	04-MAR-2005 23:33:29	Bright	46.500	96	68Del Leo	2.5600	9300.0	93	15744	No
511	GOM_NL__2PRFIN20050304_233612_000000402035_00159_15744_8288.N1	04-MAR-2005 23:36:12	Bright	40.000	24	66Alp Gem	1.5800	10200.	80	15744	No
512	GOM_NL__2PRFIN20050304_234036_000000442035_00159_15744_8289.N1	04-MAR-2005 23:40:36	Bright	43.500	174	52Psi UMa	3.0040	4400.0	87	15744	No
513	GOM_NL__2PRFIN20050304_234330_000000402035_00159_15744_8290.N1	04-MAR-2005 23:43:30	Bright	39.500	82	48Bet UMa	2.3650	10600.	79	15744	No
514	GOM_NL__2PRFIN20050304_234453_000000402035_00159_15744_8291.N1	04-MAR-2005 23:44:53	Bright	40.000	36	50Alp UMa	1.8000	6300.0	80	15744	No

515	GOM_NL__2PRFIN20050304_234741_000000492035_00159_15744_8292.N1	04-MAR-2005 23:47:41	Bright	49.000	32	77Eps UMa	1.7630	11000.	98	15744	No
516	GOM_NL__2PRFIN20050304_234913_000000522035_00159_15744_8293.N1	04-MAR-2005 23:49:13	Bright	52.000	55	79Zet UMa	2.0600	10200.	104	15744	No
517	GOM_NL__2PRFIN20050304_235127_000000362035_00159_15744_8294.N1	04-MAR-2005 23:51:27	Bright	35.500	49	1Alp UMi	1.9900	6300.0	71	15744	No
518	GOM_NL__2PRFIN20050304_235641_000000462035_00159_15744_8295.N1	04-MAR-2005 23:56:41	Bright	46.000	119	14Eta Dra	2.7270	4700.0	92	15744	No
519	GOM_NL__2PRFIN20050304_235904_000000342035_00159_15744_8296.N1	04-MAR-2005 23:59:04	Bright	34.000	89	5Alp Cep	2.4510	8000.0	68	15744	No

3. Quality information per product

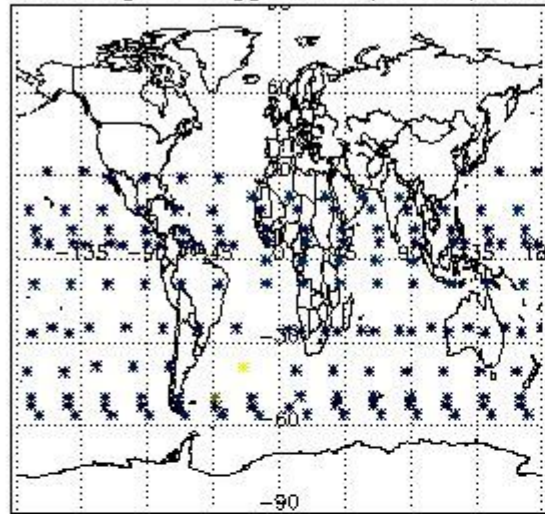
In this section it is plotted some information contained in the Quality Summary data set of the level 2 products. Only products in dark limb conditions and without errors (error flag in the MPH set to "0") are used.

3.1 Plot quality information per product (time dependant)

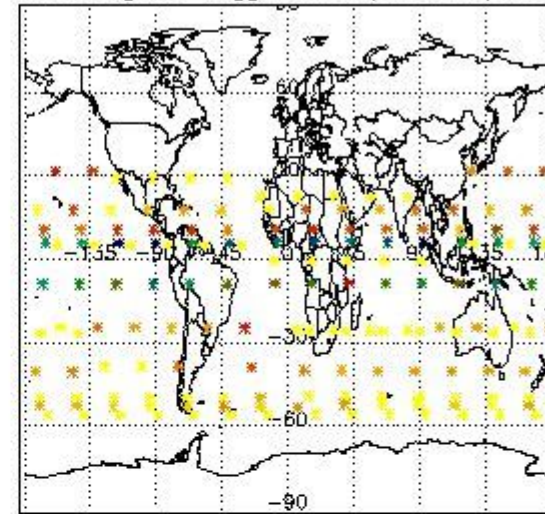


3.2 Plot quality information per product (world map)

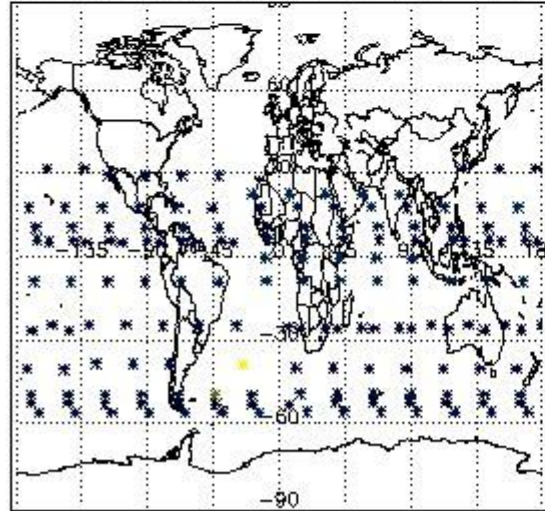
Percentage of flagged data per O3 profile



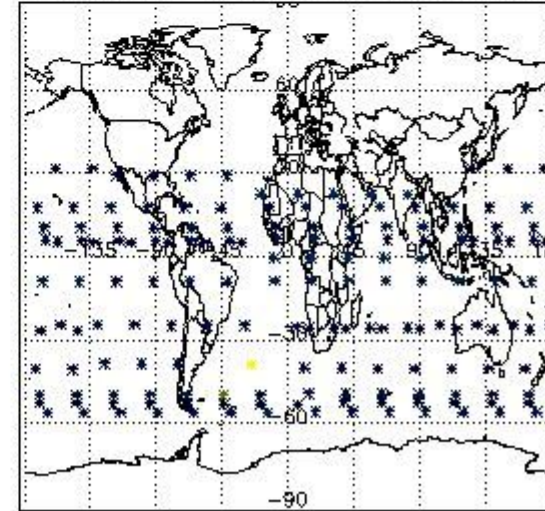
Percentage of flagged data per H2O profile



Percentage of flagged data per NO2 profile



Percentage of flagged data per NO3 profile

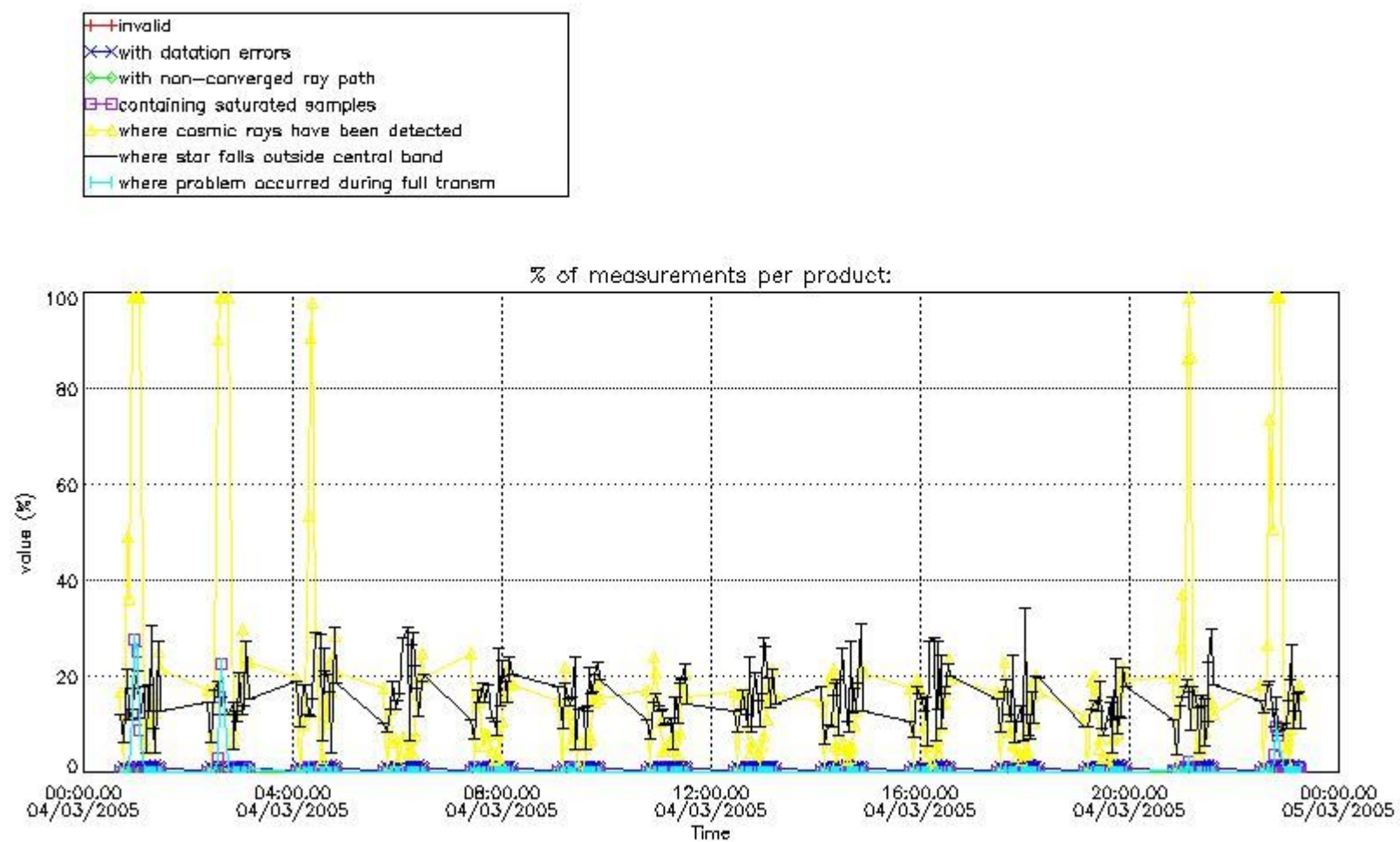


4. Level 1 quality information per product

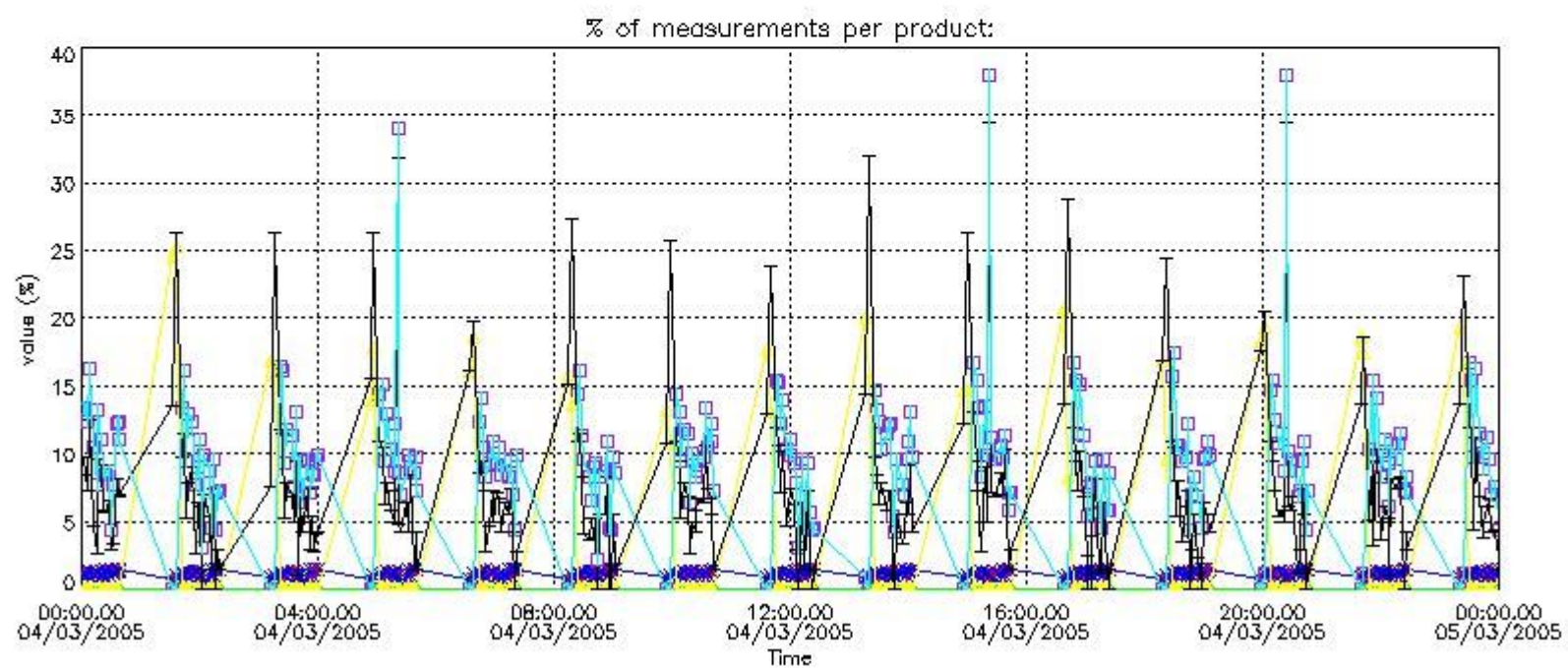
In this section it is plotted some information contained in the Quality Summary data set of the level 2 products that comes from the level 1b processing. Products without errors (error flag in the MPH set to "0") are used.

4.1 Plot quality information per product (time dependant) coming from level 1b processing

4.1.1 Plot level 1 quality information per product (time dependant): ENVISAT ASCENDING passes



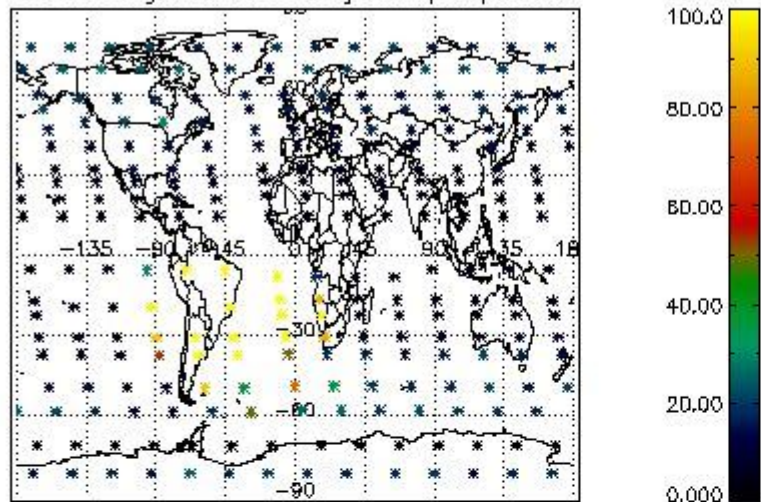
4.1.2 Plot level 1 quality information per product (time dependant): ENVI SAT DESCENDING passes



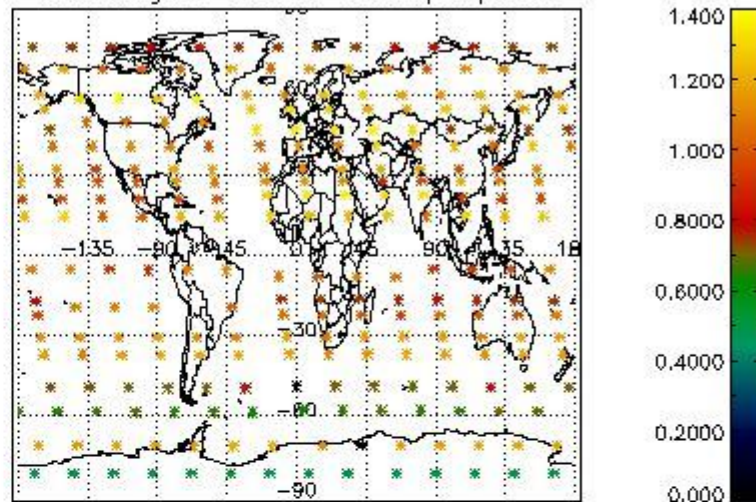
4.2 Plot quality information per product coming from level 1b processing (world map)

4.2.1 Plot level 1 quality information per product (world map): ENVISAT ASCENDING passes

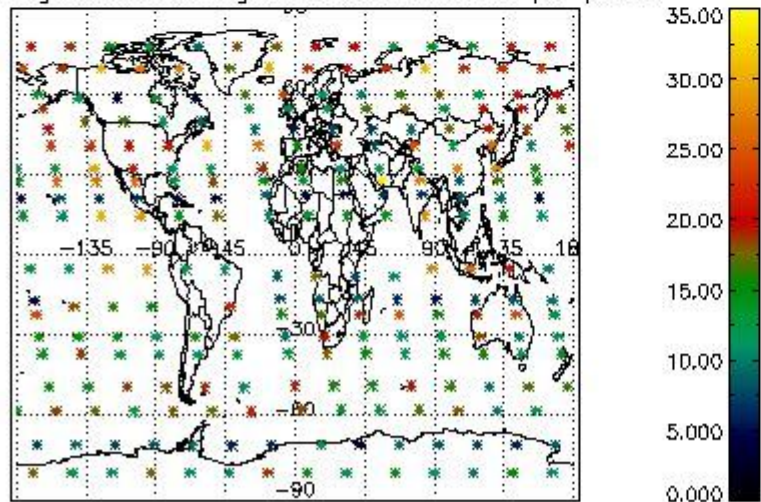
Percentage of cosmic ray hits per profile



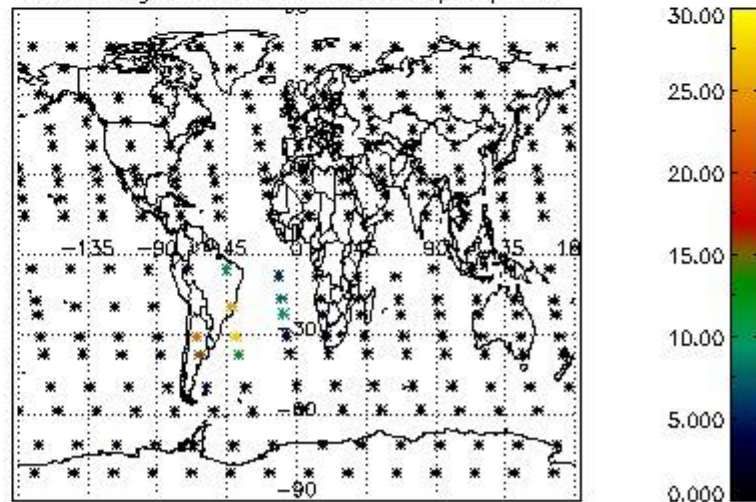
Percentage of datation errors per profile



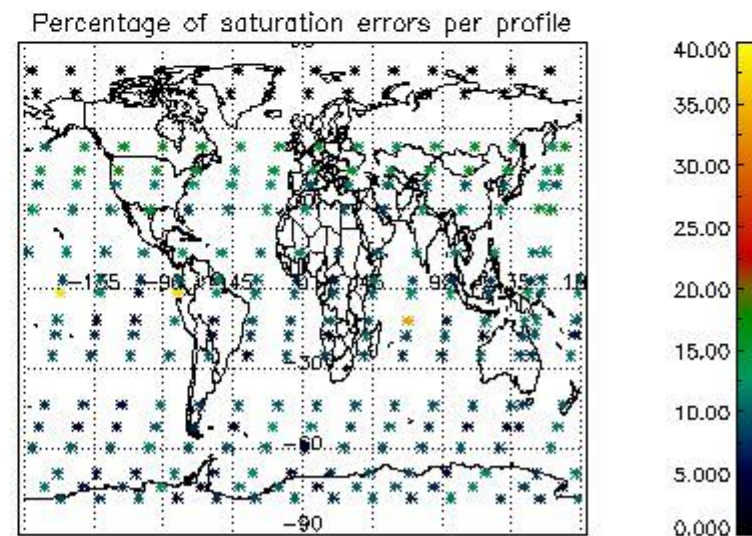
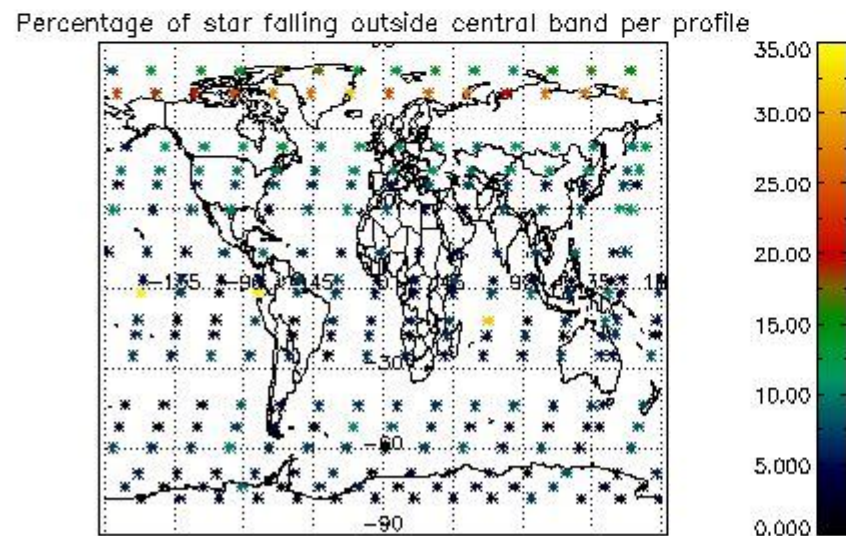
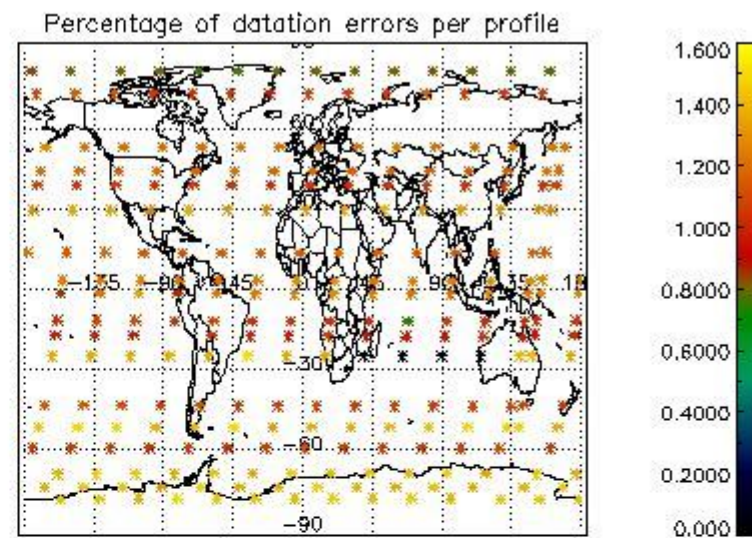
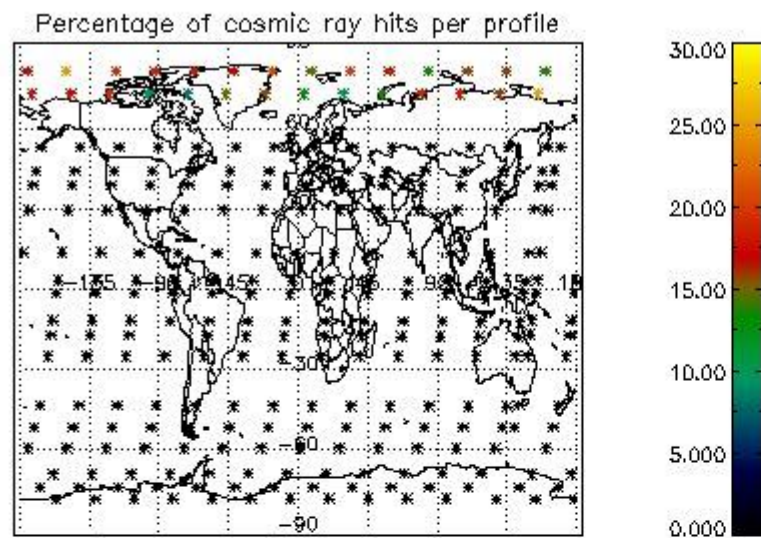
Percentage of star falling outside central band per profile



Percentage of saturation errors per profile



4.2.2 Plot level 1 quality information per product (world map): ENVISAT DESCENDING passes



5. Trace gas profiles

5.1 Ozone statistics based on quality of products

The final quality of the products can be "measured" using the STD (Standard Deviation) attached to every point profile. This information is written to the parameter GOM_NL__2P/NL_LOCAL_SPECIES_DENSITY/o3_std of the level 2 products. The table below shows the statistics for given STD ranges.

The statistics are given with respect to the overall valid production:

- Products without fatal errors: GOM_NL__2P/MPH/PRODUCT_ERR=0
- Valid point profile: GOM_NL__2P/NL_LOCAL_SPECIES_DENSITY/pcd(0)=0

The 'Criteria' is applied to valid points of dark limb products:

- Products in dark limb illumination condition: GOM_NL__2P/NL_SUMMARY_QUALITY/obs_ill_cond=0
- Products without fatal errors: GOM_NL__2P/MPH/PRODUCT_ERR=0
- Valid point profile: GOM_NL__2P/NL_LOCAL_SPECIES_DENSITY/pcd(0)=0

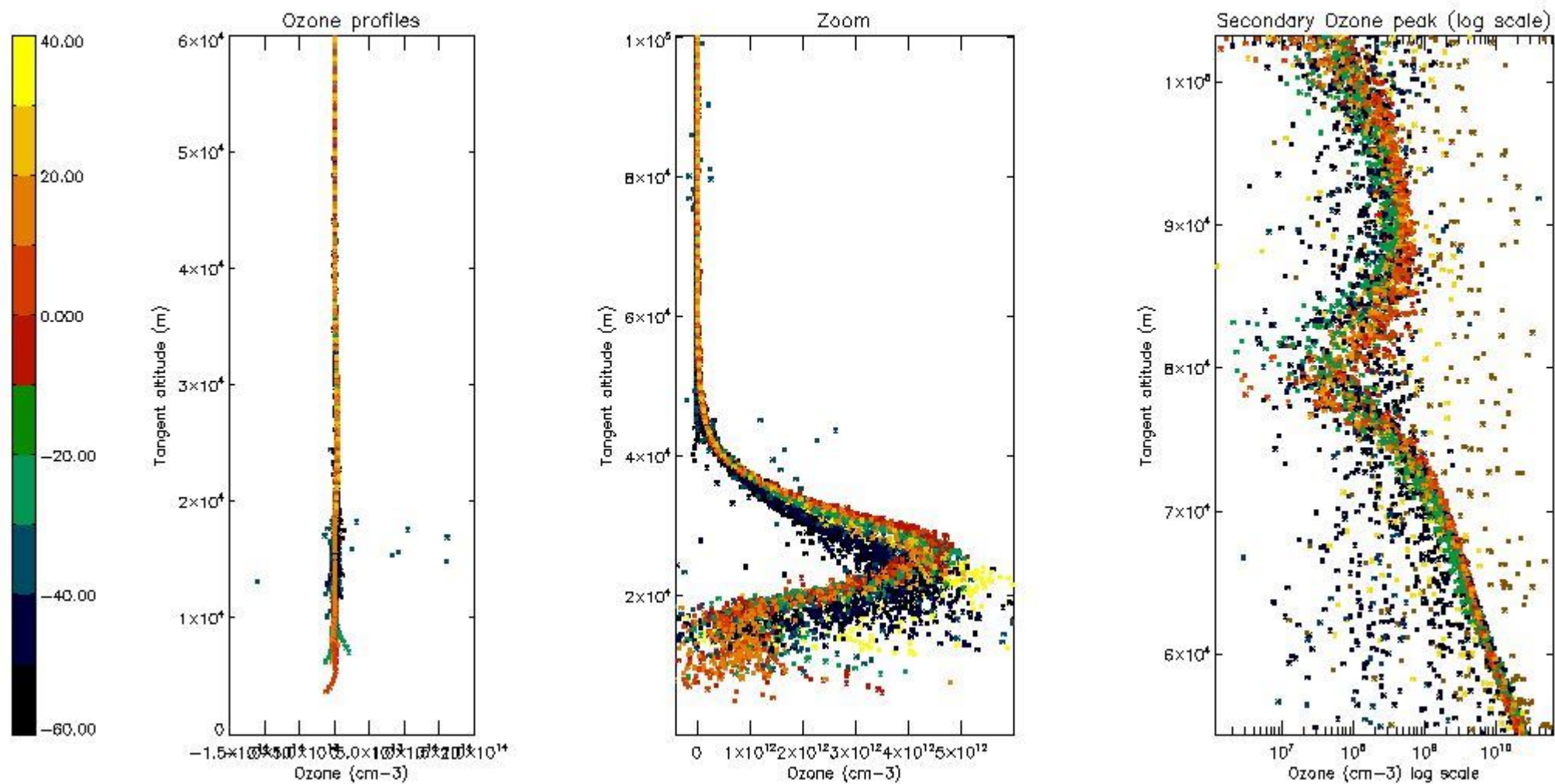
So, the table below shows the percentage of dark limb and valid observations for each criteria with respect to the overall valid daily observations.

Criteria	% of total production
All STD	33
STD < 20	17

STD < 10	14
STD < 5	10

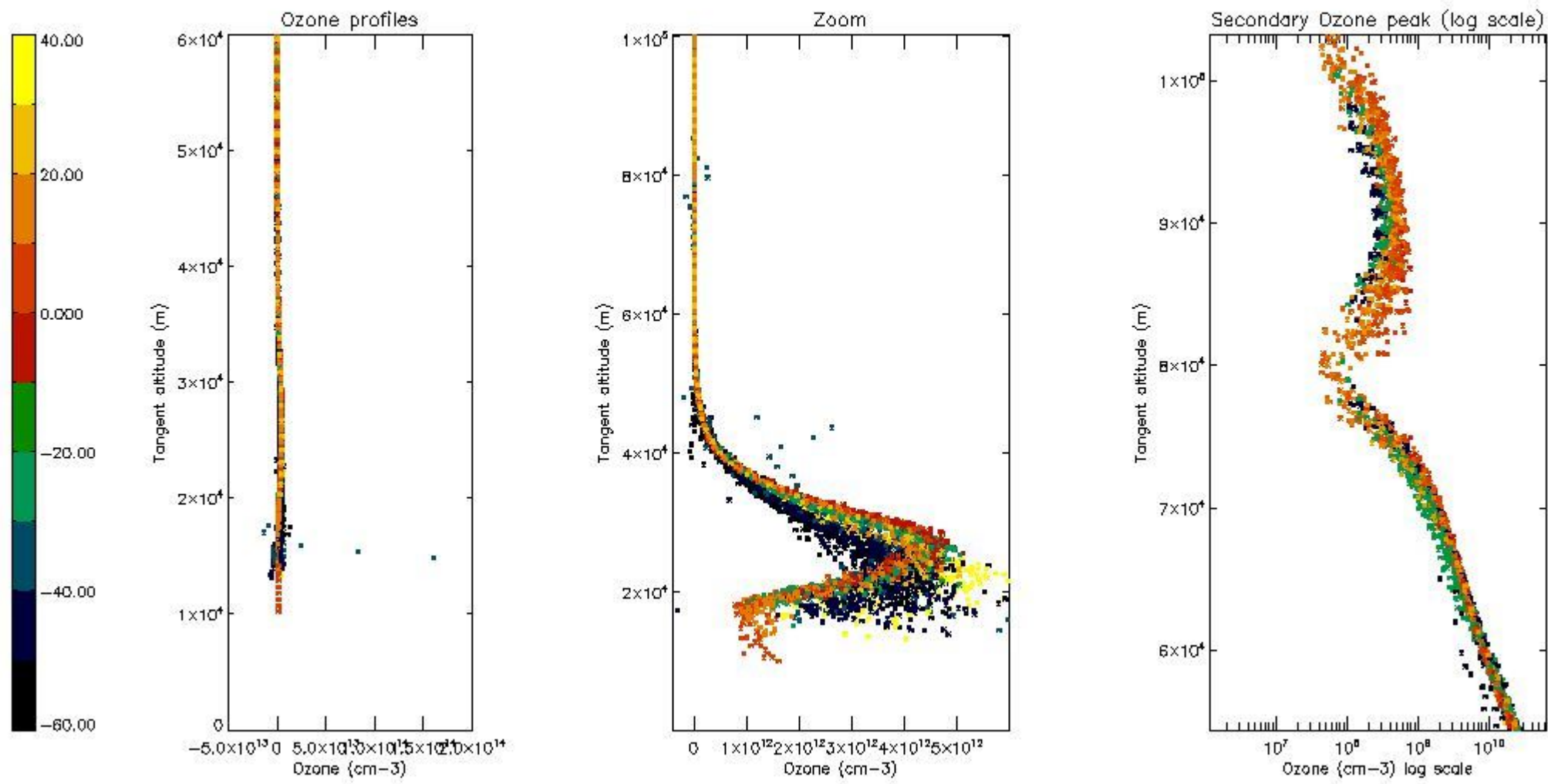
5.2 Plot ozone profiles for all STD (dark without errors)

The colorbar represents the latitude.



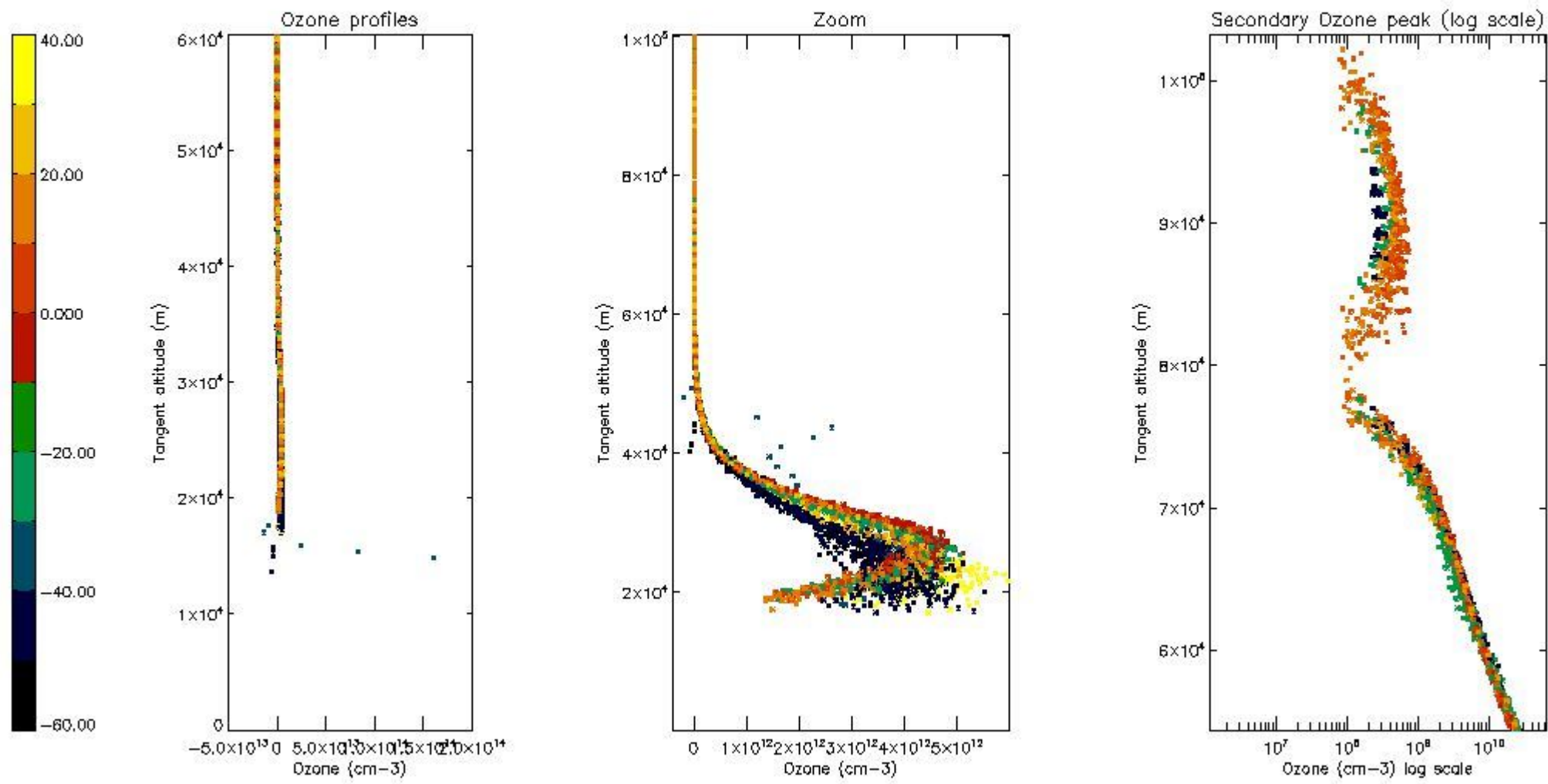
5.3 Plot ozone profiles where STD < 20% (dark without errors)

The colorbar represents the latitude.



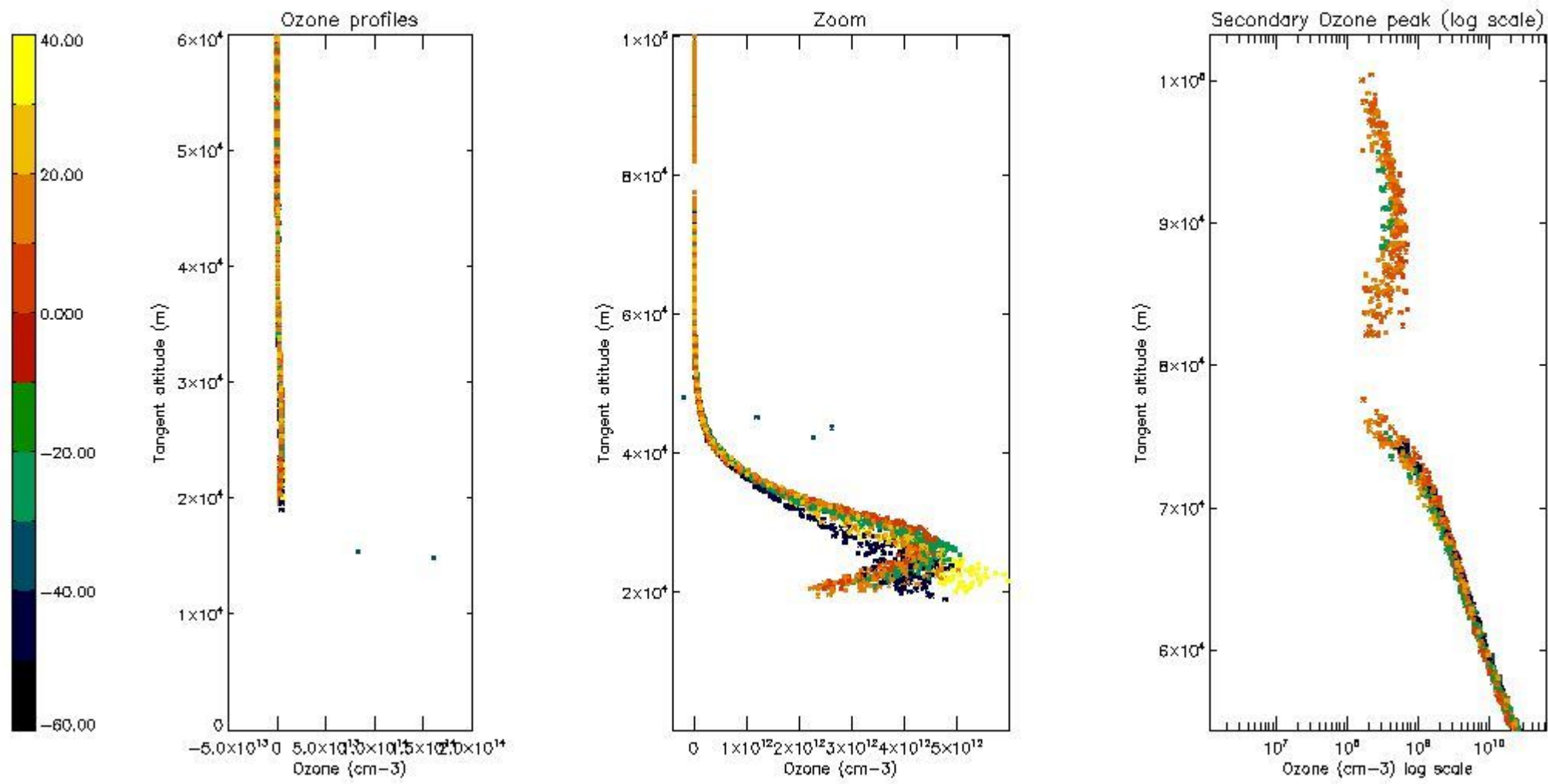
5.4 Plot ozone profiles where $STD < 10\%$ (dark without errors)

The colorbar represents the latitude.



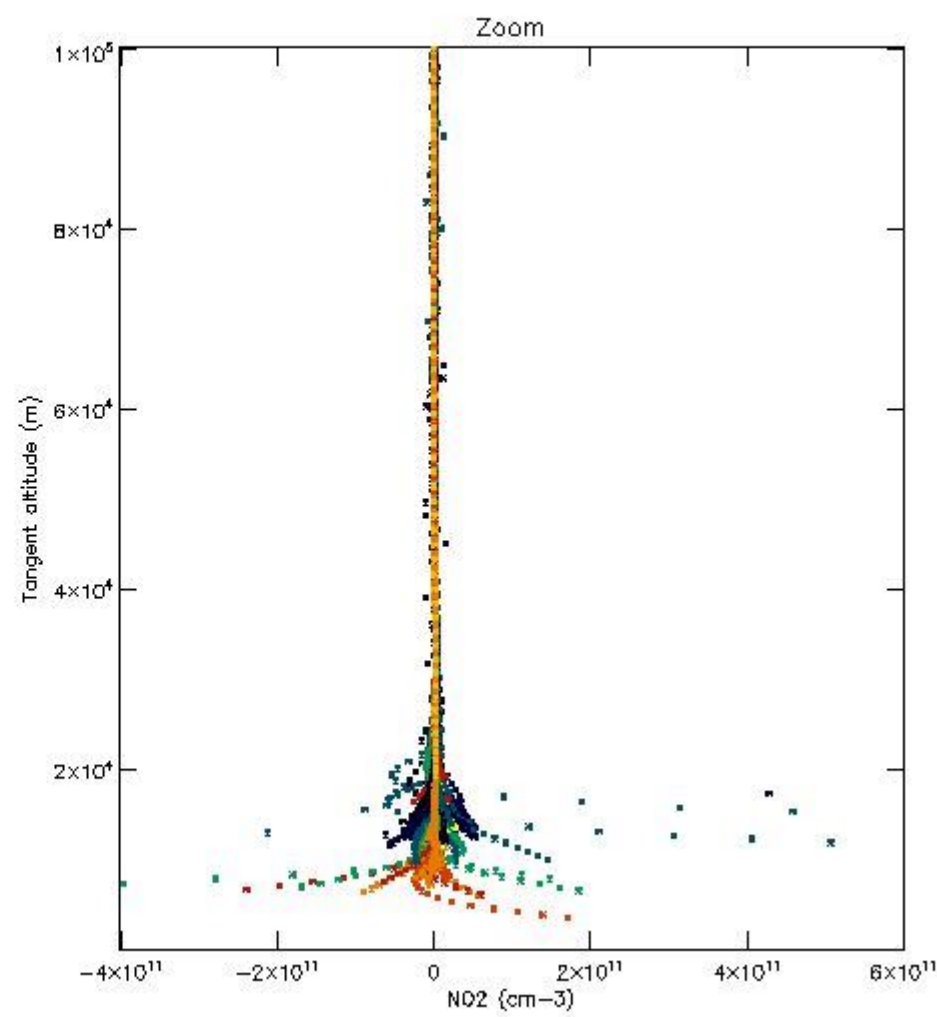
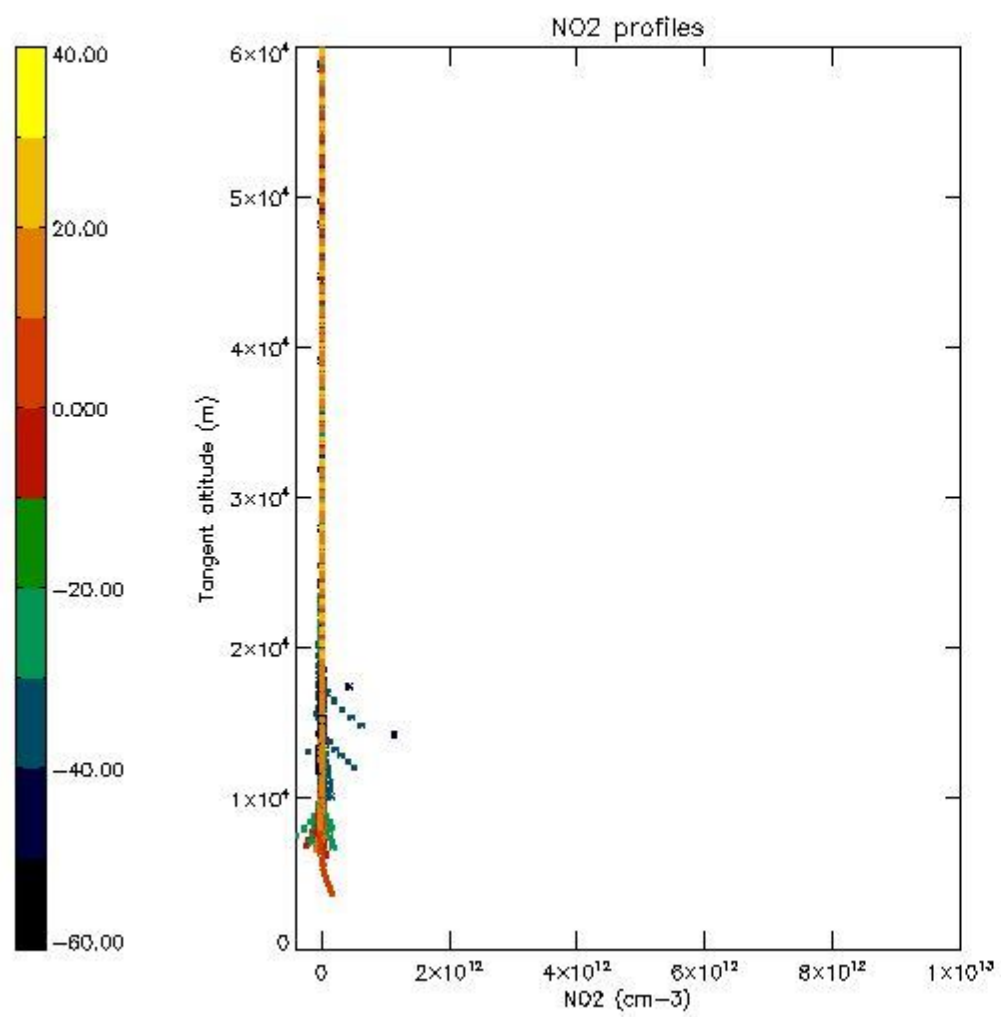
5.5 Plot ozone profiles where STD < 5% (dark without errors)

The colorbar represents the latitude.



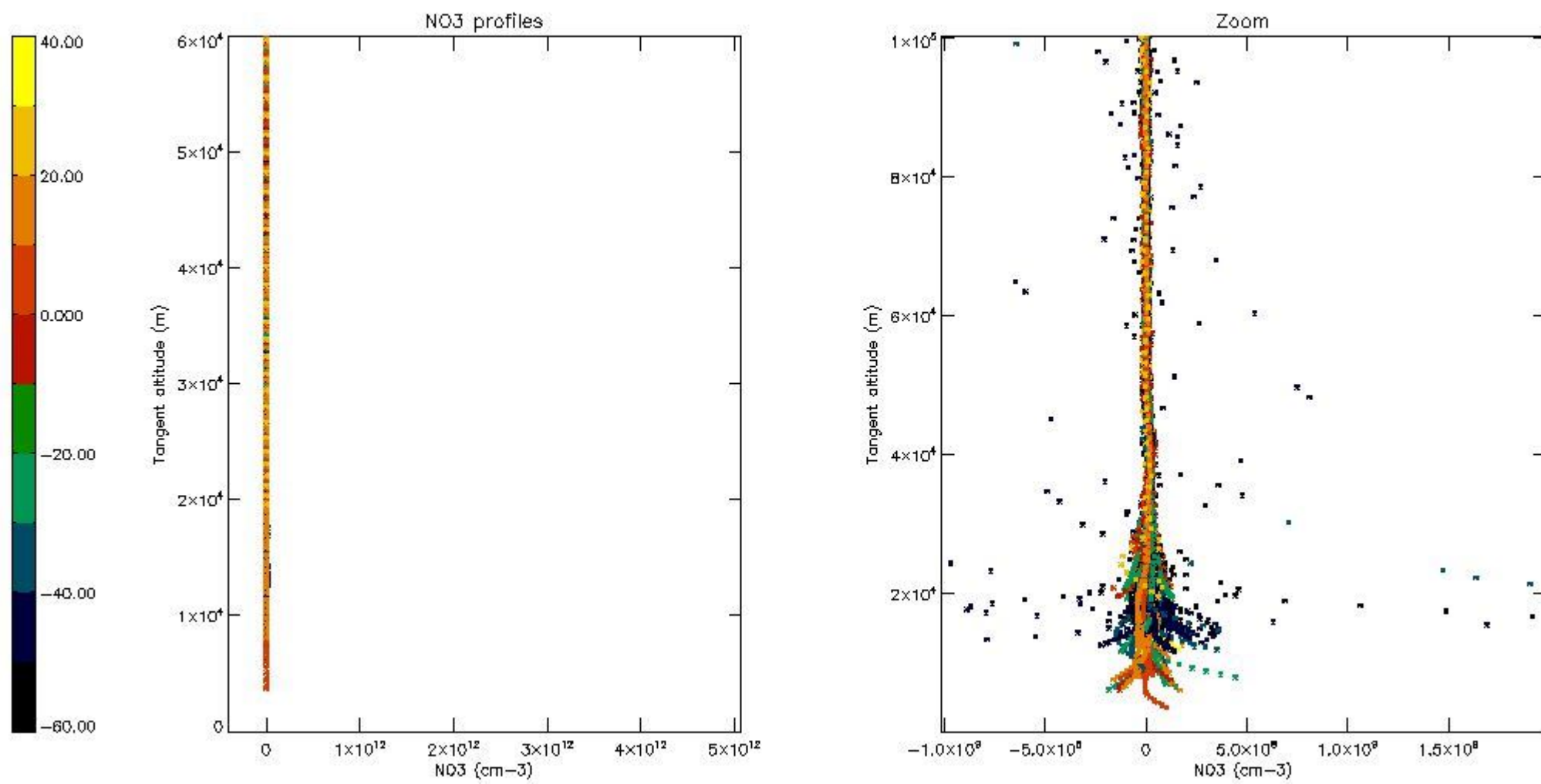
5.6 Plot NO₂ profiles for all STD (dark without errors)

The colorbar represents the latitude.



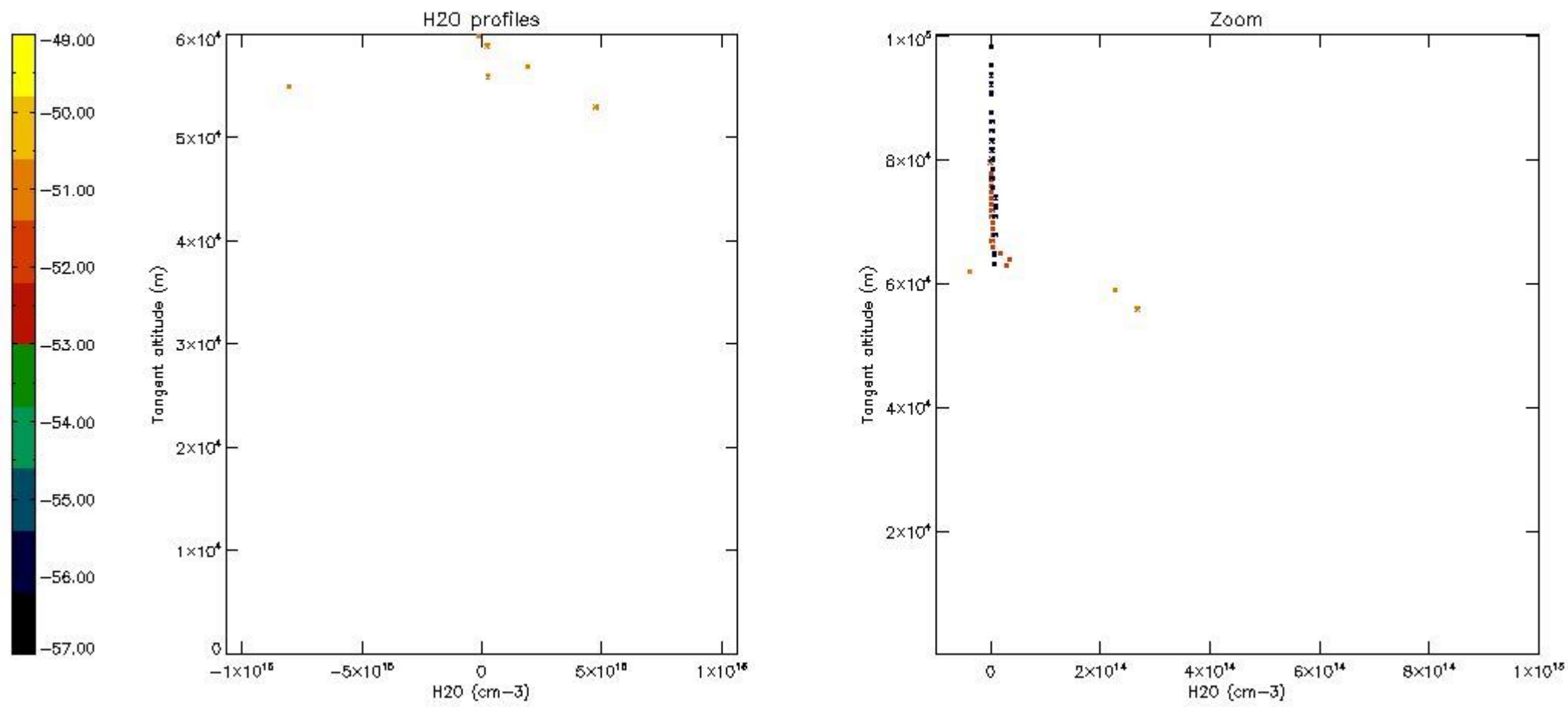
5.7 Plot NO3 profiles for all STD (dark without errors)

The colorbar represents the latitude.



5.8 Plot H₂O profiles for all STD (only for occultations of stars 1,2,3,4,13,14,16,26,63 dark without errors)

The colorbar represents the latitude.



6. Auxiliary Data Files used for the production reported in section 2

The number reported in the third column indicates since which file (see list in section 2) the corresponding auxiliary file has been used. The fourth column is the date of those product files.

Type	Auxiliary Filename	Used since product	Used since product date
INST_PHYS_CHARACTERISTICS	GOM_INS_AXVIEC20091111_143220_20030716_120000_20500101_000000	1	04-MAR-2005 00:01:08
LEVEL-2_PROC_CONFIG	GOM_PR2_AXVIEC20091111_152718_20020301_000000_20500101_000000	1	04-MAR-2005 00:01:08
CROSS_SECTIONS_FILE	GOM_CRS_AXVIEC20091111_154832_20020301_000000_20500101_000000	1	04-MAR-2005 00:01:08

GOMOS Level 2 Daily Report

SUMMARY

[1. General Info](#)

[2. Summary of processed GOM_NL_2P products](#)

[3. Level 2 Quality information per product](#)

[3.1 Plot of level 2 quality information per product \(time dependant\)](#)

[3.2 Plot of level 2 quality information per product \(world map\)](#)

[4. Level 1 Quality information per product \(stored on level 2 products\)](#)

[4.1 Plot of level 1 quality information per product \(time dependant\)](#)

[4.1.1 Plot of level 1 quality information per product \(time dependant\): ASCENDING](#)

[4.1.2 Plot of level 1 quality information per product \(time dependant\): DESCENDING](#)

[4.2 Plot of level 1 quality information per product \(world map\)](#)

[4.2.1 Plot of level 1 quality information per product \(world map\): ASCENDING](#)

[4.2.2 Plot of level 1 quality information per product \(world map\): DESCENDING](#)

[5. Ozone profiles based on quality statistics and other trace gas profiles](#)

[5.1 Ozone statistics based on quality of products](#)

[5.2 Plot ozone profiles for all STD \(dark without errors\)](#)

[5.3 Plot ozone profiles where STD < 20% \(dark without errors\)](#)

[5.4. Plot ozone profiles where STD < 10% \(dark without errors\)](#)

[5.5. Plot ozone profiles where STD < 5% \(dark without errors\)](#)

[5.6 Plot NO2 profiles for all STD \(dark without errors\)](#)

[5.7 Plot NO3 profiles for all STD \(dark without errors\)](#)

[5.8 Plot H2O profiles \(only for occultations of stars 1,2,3,4,13,14,16,26,63 dark without errors\) for all STD](#)

[6. Auxiliary Data Files used for the production reported in section 2](#)

This report presents the daily analysis on parameters extracted from GOMOS level 2 data (GOM_NL__2P). It is intended to monitor some important parameters that will impact the quality of these products. A list of level 2 products (and content) that have arrived during the reporting day to the PCF is also given.

Item	Value
Time of report generation	18APR2013 09:34:59
Data source version	GOMOS/6.01
Start time of products	04-03-2005 (04MAR2005 00:00:00)
Stop time of products	05-03-2005 (05MAR2005 00:00:00)
Store outputs in DB	Yes
Nb of level 2 prods	519
Nb of prods with errors	0

2. Summary of processed GOM_NL__2P products.

Nr	Filename	UTC Start time	Limb	Duration	Star Id	Star Name	Star Mag	Star Temp	Nb Meas	Orbit	Prod. error
1	GOM_NL__2PRFIN20050304_000108_000000412035_00145_15730_8114.N1	04-MAR-2005 00:01:08	Bright	41.000	22	32Alp Leo	1.3600	15200.	82	15730	No
2	GOM_NL__2PRFIN20050304_000340_000000422035_00145_15730_8115.N1	04-MAR-2005 00:03:40	Bright	41.500	51	41Gam1Leo	2.0100	4500.0	83	15730	No
3	GOM_NL__2PRFIN20050304_000515_000000492035_00145_15730_8116.N1	04-MAR-2005 00:05:15	Bright	48.500	96	68Del Leo	2.5600	9300.0	97	15730	No
4	GOM_NL__2PRFIN20050304_000744_000000402035_00145_15730_8117.N1	04-MAR-2005 00:07:44	Bright	40.000	24	66Alp Gem	1.5800	10200.	80	15730	No
5	GOM_NL__2PRFIN20050304_001221_000000432035_00145_15730_8118.N1	04-MAR-2005 00:12:21	Bright	43.000	174	52Psi UMa	3.0040	4400.0	86	15730	No
6	GOM_NL__2PRFIN20050304_001513_000000392035_00145_15730_8119.N1	04-MAR-2005 00:15:13	Bright	39.000	82	48Bet UMa	2.3650	10600.	78	15730	No
7	GOM_NL__2PRFIN20050304_001635_000000422035_00145_15730_8120.N1	04-MAR-2005 00:16:35	Bright	41.500	36	50Alp UMa	1.8000	6300.0	83	15730	No
8	GOM_NL__2PRFIN20050304_001930_000000502035_00145_15730_8121.N1	04-MAR-2005 00:19:30	Bright	49.500	32	77Eps UMa	1.7630	11000.	99	15730	No
9	GOM_NL__2PRFIN20050304_002103_000000522035_00145_15730_8122.N1	04-MAR-2005 00:21:03	Bright	51.500	55	79Zet UMa	2.0600	10200.	103	15730	No
10	GOM_NL__2PRFIN20050304_002304_000000362035_00145_15730_8123.N1	04-MAR-2005 00:23:04	Bright	35.500	49	1Alp UMi	1.9900	6300.0	71	15730	No
11	GOM_NL__2PRFIN20050304_002824_000000462035_00145_15730_8124.N1	04-MAR-2005 00:28:24	Bright	46.000	119	14Eta Dra	2.7270	4700.0	92	15730	No
12	GOM_NL__2PRFIN20050304_003039_000000342035_00145_15730_8125.N1	04-MAR-2005 00:30:39	Bright	34.000	89	5Alp Cep	2.4510	8000.0	68	15730	No
13	GOM_NL__2PRFIN20050304_003256_000000462035_00145_15730_8126.N1	04-MAR-2005 00:32:56	Bright	45.500	130	23Bet Dra	2.7990	5800.0	91	15730	No
14	GOM_NL__2PRFIN20050304_003545_000000372035_00145_15730_8127.N1	04-MAR-2005 00:35:45	Bright	37.000	19	50Alp Cyg	1.2460	10500.	74	15730	No
15	GOM_NL__2PRFIN20050304_003719_000000372035_00145_15730_8128.N1	04-MAR-2005 00:37:19	Bright	36.500	66	37Gam Cyg	2.2080	5900.0	73	15730	No
16	GOM_NL__2PRFIN20050304_003853_000000362035_00145_15730_8129.N1	04-MAR-2005 00:38:53	Bright	36.000	92	53Eps Cyg	2.5000	4500.0	72	15730	No
17	GOM_NL__2PRFIN20050304_004158_000000932035_00145_15730_8130.N1	04-MAR-2005 00:41:58	Twilight	92.500	133	40Zet Her	2.8070	6000.0	185	15730	No
18	GOM_NL__2PRFIN20050304_004603_000000422035_00145_15730_8131.N1	04-MAR-2005 00:46:03	Bright	41.500	168	17Zet Aql	2.9860	11000.	83	15730	No
19	GOM_NL__2PRFIN20050304_004949_000000802035_00145_15730_8132.N1	04-MAR-2005 00:49:49	Straylight	79.500	59	55Alp Oph	2.0800	8900.0	159	15730	No
20	GOM_NL__2PRFIN20050304_005225_000000652035_00145_15730_8133.N1	04-MAR-2005 00:52:25	Dark	65.000	126	60Bet Oph	2.7700	4250.0	130	15730	No
21	GOM_NL__2PRFIN20050304_005557_000000422035_00145_15730_8134.N1	04-MAR-2005 00:55:57	Dark	42.000	155	41Pi Sgr	2.9000	6600.0	84	15730	No
22	GOM_NL__2PRFIN20050304_005749_000000462035_00145_15730_8135.N1	04-MAR-2005 00:57:49	Dark	45.500	57	34Sig Sgr	2.0660	26000.	91	15730	No
23	GOM_NL__2PRFIN20050304_010100_000000502035_00145_15730_8136.N1	04-MAR-2005 01:01:00	Dark	49.500	38	20Eps Sgr	1.8360	11000.	99	15730	No
24	GOM_NL__2PRFIN20050304_010453_000000452035_00145_15730_8137.N1	04-MAR-2005 01:04:53	Dark	45.000	40	The Sco	1.8590	7100.0	90	15730	No
25	GOM_NL__2PRFIN20050304_011029_000000432035_00146_15731_8103.N1	04-MAR-2005 01:10:29	Dark	42.500	43	Alp TrA	1.9100	4250.0	85	15731	No
26	GOM_NL__2PRFIN20050304_011216_000000512035_00146_15731_8104.N1	04-MAR-2005 01:12:16	Dark	51.000	131	Gam Lup	2.8000	26000.	102	15731	No
27	GOM_NL__2PRFIN20050304_011406_000000472035_00146_15731_8105.N1	04-MAR-2005 01:14:06	Dark	46.500	4	Alp1Cen	-0.010000	5800.0	93	15731	No
28	GOM_NL__2PRFIN20050304_011524_000000432035_00146_15731_8106.N1	04-MAR-2005 01:15:24	Dark	43.000	10	Bet Cen	0.61000	28000.	86	15731	No
29	GOM_NL__2PRFIN20050304_011751_000000512035_00146_15731_8107.N1	04-MAR-2005 01:17:51	Dark	51.000	12	Alp1Cru	0.77500	30000.	102	15731	No
30	GOM_NL__2PRFIN20050304_012026_000000442035_00146_15731_8108.N1	04-MAR-2005 01:20:26	Dark	44.000	64	Gam Cen	2.2000	10600.	88	15731	No
31	GOM_NL__2PRFIN20050304_012258_000000372035_00146_15731_8109.N1	04-MAR-2005 01:22:58	Straylight	36.500	91	Kap Vel	2.4900	26000.	73	15731	No
32	GOM_NL__2PRFIN20050304_012617_000000482035_00146_15731_8110.N1	04-MAR-2005 01:26:17	Straylight	47.500	65	Lam Vel	2.2040	4400.0	95	15731	No
33	GOM_NL__2PRFIN20050304_012859_000000632035_00146_15731_8111.N1	04-MAR-2005 01:28:59	Straylight	63.000	106	9Bet Crv	2.6480	5600.0	126	15731	No
34	GOM_NL__2PRFIN20050304_013150_000000632035_00146_15731_8112.N1	04-MAR-2005 01:31:50	Straylight	63.000	100	4Gam Crv	2.5800	13100.	126	15731	No
35	GOM_NL__2PRFIN20050304_013545_000000482035_00146_15731_8113.N1	04-MAR-2005 01:35:45	Twilight	47.500	48	30Alp Hya	1.9770	4100.0	95	15731	No
36	GOM_NL__2PRFIN20050304_014144_000000412035_00146_15731_8114.N1	04-MAR-2005 01:41:44	Bright	41.000	22	32Alp Leo	1.3600	15200.	82	15731	No
37	GOM_NL__2PRFIN20050304_014416_000000442035_00146_15731_8115.N1	04-MAR-2005 01:44:16	Bright	43.500	51	41Gam1Leo	2.0100	4500.0	87	15731	No
38	GOM_NL__2PRFIN20050304_014550_000000482035_00146_15731_8116.N1	04-MAR-2005 01:45:50	Bright	47.500	96	68Del Leo	2.5600	9300.0	95	15731	No
39	GOM_NL__2PRFIN20050304_014820_000000392035_00146_15731_8117.N1	04-MAR-2005 01:48:20	Bright	38.500	24	66Alp Gem	1.5800	10200.	77	15731	No
40	GOM_NL__2PRFIN20050304_015256_000000452035_00146_15731_8118.N1	04-MAR-2005 01:52:56	Bright	44.500	174	52Psi UMa	3.0040	4400.0	89	15731	No
41	GOM_NL__2PRFIN20050304_015549_000000392035_00146_15731_8119.N1	04-MAR-2005 01:55:49	Bright	39.000	82	48Bet UMa	2.3650	10600.	78	15731	No
42	GOM_NL__2PRFIN20050304_015711_000000392035_00146_15731_8120.N1	04-MAR-2005 01:57:11	Bright	39.000	36	50Alp UMa	1.8000	6300.0	78	15731	No

43	GOM_NL__2PRFIN20050304_020005_000000502035_00146_15731_8121.N1	04-MAR-2005 02:00:05	Bright	49.500	32	77Eps UMa	1.7630	11000.	99	15731	No
44	GOM_NL__2PRFIN20050304_020138_000000482035_00146_15731_8122.N1	04-MAR-2005 02:01:38	Bright	48.000	55	79Zet UMa	2.0600	10200.	96	15731	No
45	GOM_NL__2PRFIN20050304_020340_000000362035_00146_15731_8123.N1	04-MAR-2005 02:03:40	Bright	35.500	49	1Alp UMi	1.9900	6300.0	71	15731	No
46	GOM_NL__2PRFIN20050304_020900_000000462035_00146_15731_8124.N1	04-MAR-2005 02:09:00	Bright	46.000	119	14Eta Dra	2.7270	4700.0	92	15731	No
47	GOM_NL__2PRFIN20050304_021115_000000342035_00146_15731_8125.N1	04-MAR-2005 02:11:15	Bright	33.500	89	5Alp Cep	2.4510	8000.0	67	15731	No
48	GOM_NL__2PRFIN20050304_021331_000000472035_00146_15731_8126.N1	04-MAR-2005 02:13:31	Bright	47.000	130	23Bet Dra	2.7990	5800.0	94	15731	No
49	GOM_NL__2PRFIN20050304_021621_000000342035_00146_15731_8127.N1	04-MAR-2005 02:16:21	Bright	34.000	19	50Alp Cyg	1.2460	10500.	68	15731	No
50	GOM_NL__2PRFIN20050304_021754_000000352035_00146_15731_8128.N1	04-MAR-2005 02:17:54	Bright	35.000	66	37Gam Cyg	2.2080	5900.0	70	15731	No
51	GOM_NL__2PRFIN20050304_021929_000000352035_00146_15731_8129.N1	04-MAR-2005 02:19:29	Bright	34.500	92	53Eps Cyg	2.5000	4500.0	69	15731	No
52	GOM_NL__2PRFIN20050304_022234_000000962035_00146_15731_8130.N1	04-MAR-2005 02:22:34	Twilight	96.000	133	40Zet Her	2.8070	6000.0	192	15731	No
53	GOM_NL__2PRFIN20050304_022639_000000422035_00146_15731_8131.N1	04-MAR-2005 02:26:39	Bright	41.500	168	17Zet Aql	2.9860	11000.	83	15731	No
54	GOM_NL__2PRFIN20050304_023025_000000762035_00146_15731_8132.N1	04-MAR-2005 02:30:25	Straylight	75.500	59	55Alp Oph	2.0800	8900.0	151	15731	No
55	GOM_NL__2PRFIN20050304_023302_000000712035_00146_15731_8133.N1	04-MAR-2005 02:33:02	Dark	71.000	126	60Bet Oph	2.7700	4250.0	142	15731	No
56	GOM_NL__2PRFIN20050304_023633_000000422035_00146_15731_8134.N1	04-MAR-2005 02:36:33	Dark	42.000	155	41Pi Sgr	2.9000	6600.0	84	15731	No
57	GOM_NL__2PRFIN20050304_023825_000000452035_00146_15731_8135.N1	04-MAR-2005 02:38:25	Dark	44.500	57	34Sig Sgr	2.0660	26000.	89	15731	No
58	GOM_NL__2PRFIN20050304_024530_000000462035_00146_15731_8136.N1	04-MAR-2005 02:45:30	Dark	45.500	40	The Sco	1.8590	7100.0	91	15731	No
59	GOM_NL__2PRFIN20050304_025105_000000412035_00147_15732_8103.N1	04-MAR-2005 02:51:05	Dark	41.000	43	Alp TrA	1.9100	4250.0	82	15732	No
60	GOM_NL__2PRFIN20050304_025253_000000522035_00147_15732_8104.N1	04-MAR-2005 02:52:53	Dark	51.500	131	Gam Lup	2.8000	26000.	103	15732	No
61	GOM_NL__2PRFIN20050304_025442_000000442035_00147_15732_8105.N1	04-MAR-2005 02:54:42	Dark	43.500	4	Alp1Cen	-0.010000	5800.0	87	15732	No
62	GOM_NL__2PRFIN20050304_025601_000000422035_00147_15732_8106.N1	04-MAR-2005 02:56:01	Dark	42.000	10	Bet Cen	0.61000	28000.	84	15732	No
63	GOM_NL__2PRFIN20050304_025828_000000462035_00147_15732_8107.N1	04-MAR-2005 02:58:28	Dark	45.500	12	Alp1Cru	0.77500	30000.	91	15732	No
64	GOM_NL__2PRFIN20050304_030103_000000462035_00147_15732_8108.N1	04-MAR-2005 03:01:03	Dark	45.500	64	Gam Cen	2.2000	10600.	91	15732	No
65	GOM_NL__2PRFIN20050304_030334_000000402035_00147_15732_8109.N1	04-MAR-2005 03:03:34	Straylight	40.000	91	Kap Vel	2.4900	26000.	80	15732	No
66	GOM_NL__2PRFIN20050304_030653_000000482035_00147_15732_8110.N1	04-MAR-2005 03:06:53	Straylight	47.500	65	Lam Vel	2.2040	4400.0	95	15732	No
67	GOM_NL__2PRFIN20050304_030935_000000662035_00147_15732_8111.N1	04-MAR-2005 03:09:35	Straylight	65.500	106	9Bet Crv	2.6480	5600.0	131	15732	No
68	GOM_NL__2PRFIN20050304_031226_000000602035_00147_15732_8112.N1	04-MAR-2005 03:12:26	Straylight	59.500	100	4Gam Crv	2.5800	13100.	119	15732	No
69	GOM_NL__2PRFIN20050304_031621_000000482035_00147_15732_8113.N1	04-MAR-2005 03:16:21	Twilight	47.500	48	30Alp Hya	1.9770	4100.0	95	15732	No
70	GOM_NL__2PRFIN20050304_032220_000000432035_00147_15732_8114.N1	04-MAR-2005 03:22:20	Bright	42.500	22	32Alp Leo	1.3600	15200.	85	15732	No
71	GOM_NL__2PRFIN20050304_032451_000000442035_00147_15732_8115.N1	04-MAR-2005 03:24:51	Bright	43.500	51	41Gam1Leo	2.0100	4500.0	87	15732	No
72	GOM_NL__2PRFIN20050304_032625_000000482035_00147_15732_8116.N1	04-MAR-2005 03:26:25	Bright	48.000	96	68Del Leo	2.5600	9300.0	96	15732	No
73	GOM_NL__2PRFIN20050304_032856_000000382035_00147_15732_8117.N1	04-MAR-2005 03:28:56	Bright	38.000	24	66Alp Gem	1.5800	10200.	76	15732	No
74	GOM_NL__2PRFIN20050304_033332_000000442035_00147_15732_8118.N1	04-MAR-2005 03:33:32	Bright	44.000	174	52Psi UMa	3.0040	4400.0	88	15732	No
75	GOM_NL__2PRFIN20050304_033624_000000402035_00147_15732_8119.N1	04-MAR-2005 03:36:24	Bright	40.000	82	48Bet UMa	2.3650	10600.	80	15732	No
76	GOM_NL__2PRFIN20050304_033746_000000422035_00147_15732_8120.N1	04-MAR-2005 03:37:46	Bright	42.000	36	50Alp UMa	1.8000	6300.0	84	15732	No
77	GOM_NL__2PRFIN20050304_034040_000000472035_00147_15732_8121.N1	04-MAR-2005 03:40:40	Bright	47.000	32	77Eps UMa	1.7630	11000.	94	15732	No
78	GOM_NL__2PRFIN20050304_034213_000000532035_00147_15732_8122.N1	04-MAR-2005 03:42:13	Bright	52.500	55	79Zet UMa	2.0600	10200.	105	15732	No
79	GOM_NL__2PRFIN20050304_034416_000000362035_00147_15732_8123.N1	04-MAR-2005 03:44:16	Bright	35.500	49	1Alp UMi	1.9900	6300.0	71	15732	No
80	GOM_NL__2PRFIN20050304_034935_000000472035_00147_15732_8124.N1	04-MAR-2005 03:49:35	Bright	47.000	119	14Eta Dra	2.7270	4700.0	94	15732	No
81	GOM_NL__2PRFIN20050304_035151_000000352035_00147_15732_8125.N1	04-MAR-2005 03:51:51	Bright	35.000	89	5Alp Cep	2.4510	8000.0	70	15732	No
82	GOM_NL__2PRFIN20050304_035407_000000472035_00147_15732_8126.N1	04-MAR-2005 03:54:07	Bright	47.000	130	23Bet Dra	2.7990	5800.0	94	15732	No
83	GOM_NL__2PRFIN20050304_035657_000000362035_00147_15732_8127.N1	04-MAR-2005 03:56:57	Bright	35.500	19	50Alp Cyg	1.2460	10500.	71	15732	No
84	GOM_NL__2PRFIN20050304_035830_000000372035_00147_15732_8128.N1	04-MAR-2005 03:58:30	Bright	36.500	66	37Gam Cyg	2.2080	5900.0	73	15732	No
85	GOM_NL__2PRFIN20050304_040005_000000362035_00147_15732_8129.N1	04-MAR-2005 04:00:05	Bright	35.500	92	53Eps Cyg	2.5000	4500.0	71	15732	No
86	GOM_NL__2PRFIN20050304_040310_000001012035_00147_15732_8130.N1	04-MAR-2005 04:03:10	Twilight	101.00	133	40Zet Her	2.8070	6000.0	202	15732	No
87	GOM_NL__2PRFIN20050304_040715_000000432035_00147_15732_8131.N1	04-MAR-2005 04:07:15	Bright	43.000	168	17Zet Aql	2.9860	11000.	86	15732	No
88	GOM_NL__2PRFIN20050304_041102_000000772035_00147_15732_8132.N1	04-MAR-2005 04:11:02	Straylight	77.000	59	55Alp Oph	2.0800	8900.0	154	15732	No
89	GOM_NL__2PRFIN20050304_041339_000000712035_00147_15732_8133.N1	04-MAR-2005 04:13:39	Dark	71.000	126	60Bet Oph	2.7700	4250.0	142	15732	No
90	GOM_NL__2PRFIN20050304_041710_000000422035_00147_15732_8134.N1	04-MAR-2005 04:17:10	Dark	42.000	155	41Pi Sgr	2.9000	6600.0	84	15732	No
91	GOM_NL__2PRFIN20050304_041901_000000432035_00147_15732_8135.N1	04-MAR-2005 04:19:01	Dark	42.500	57	34Sig Sgr	2.0660	26000.	85	15732	No
92	GOM_NL__2PRFIN20050304_042213_000000462035_00147_15732_8136.N1	04-MAR-2005 04:22:13	Dark	45.500	38	20Eps Sgr	1.8360	11000.	91	15732	No
93	GOM_NL__2PRFIN20050304_042607_000000572035_00147_15732_8137.N1	04-MAR-2005 04:26:07	Dark	56.500	40	The Sco	1.8590	7100.0	113	15732	No
94	GOM_NL__2PRFIN20050304_043142_000000492035_00148_15733_8103.N1	04-MAR-2005 04:31:42	Dark	49.000	43	Alp TrA	1.9100	4250.0	98	15733	No
95	GOM_NL__2PRFIN20050304_043330_000000532035_00148_15733_8104.N1	04-MAR-2005 04:33:30	Dark	52.500	131	Gam Lup	2.8000	26000.	105	15733	No
96	GOM_NL__2PRFIN20050304_043519_000000512035_00148_15733_8105.N1	04-MAR-2005 04:35:19	Dark	50.500	4	Alp1Cen	-0.010000	5800.0	101	15733	No
97	GOM_NL__2PRFIN20050304_043637_000000482035_00148_15733_8106.N1	04-MAR-2005 04:36:37	Dark	47.500	10	Bet Cen	0.61000	28000.	95	15733	No
98	GOM_NL__2PRFIN20050304_043904_000000452035_00148_15733_8107.N1	04-MAR-2005 04:39:04	Dark	44.500	12	Alp1Cru	0.77500	30000.	89	15733	No
99	GOM_NL__2PRFIN20050304_044139_000000482035_00148_15733_8108.N1	04-MAR-2005 04:41:39	Dark	48.000	64	Gam Cen	2.2000	10600.	96	15733	No
100	GOM_NL__2PRFIN20050304_044411_000000362035_00148_15733_8109.N1	04-MAR-2005 04:44:11	Straylight	36.000	91	Kap Vel	2.4900	26000.	72	15733	No
101	GOM_NL__2PRFIN20050304_044729_000000502035_00148_15733_8110.N1	04-MAR-2005 04:47:29	Straylight	49.500	65	Lam Vel	2.2040	4400.0	99	15733	No

102	GOM_NL__2PRFIN20050304_045011_000000672035_00148_15733_8111.N1	04-MAR-2005 04:50:11	Straylight	67.000	106	9Bet Crv	2.6480	5600.0	134	15733	No
103	GOM_NL__2PRFIN20050304_045303_000000652035_00148_15733_8112.N1	04-MAR-2005 04:53:03	Straylight	64.500	100	4Gam Crv	2.5800	13100.	129	15733	No
104	GOM_NL__2PRFIN20050304_045657_000000482035_00148_15733_8113.N1	04-MAR-2005 04:56:57	Tw_i_and_stray	47.500	48	30Alp Hya	1.9770	4100.0	95	15733	No
105	GOM_NL__2PRFIN20050304_050256_000000422035_00148_15733_8114.N1	04-MAR-2005 05:02:56	Bright	41.500	22	32Alp Leo	1.3600	15200.	83	15733	No
106	GOM_NL__2PRFIN20050304_050527_000000432035_00148_15733_8115.N1	04-MAR-2005 05:05:27	Bright	43.000	51	41Gam1Leo	2.0100	4500.0	86	15733	No
107	GOM_NL__2PRFIN20050304_050700_000000482035_00148_15733_8116.N1	04-MAR-2005 05:07:00	Bright	47.500	96	68Del Leo	2.5600	9300.0	95	15733	No
108	GOM_NL__2PRFIN20050304_050933_000000392035_00148_15733_8117.N1	04-MAR-2005 05:09:33	Bright	38.500	24	66Alp Gem	1.5800	10200.	77	15733	No
109	GOM_NL__2PRFIN20050304_051407_000000442035_00148_15733_8118.N1	04-MAR-2005 05:14:07	Bright	43.500	174	52Psi UMa	3.0040	4400.0	87	15733	No
110	GOM_NL__2PRFIN20050304_051700_000000402035_00148_15733_8119.N1	04-MAR-2005 05:17:00	Bright	40.000	82	48Bet UMa	2.3650	10600.	80	15733	No
111	GOM_NL__2PRFIN20050304_051822_000000412035_00148_15733_8120.N1	04-MAR-2005 05:18:22	Bright	41.000	36	50Alp UMa	1.8000	6300.0	82	15733	No
112	GOM_NL__2PRFIN20050304_052115_000000682035_00148_15733_8121.N1	04-MAR-2005 05:21:15	Bright	67.500	32	77Eps UMa	1.7630	11000.	135	15733	No
113	GOM_NL__2PRFIN20050304_052248_000000522035_00148_15733_8122.N1	04-MAR-2005 05:22:48	Bright	52.000	55	79Zet UMa	2.0600	10200.	104	15733	No
114	GOM_NL__2PRFIN20050304_052452_000000362035_00148_15733_8123.N1	04-MAR-2005 05:24:52	Bright	35.500	49	1Alp UMi	1.9900	6300.0	71	15733	No
115	GOM_NL__2PRFIN20050304_053010_000000472035_00148_15733_8124.N1	04-MAR-2005 05:30:10	Bright	46.500	119	14Eta Dra	2.7270	4700.0	93	15733	No
116	GOM_NL__2PRFIN20050304_053227_000000362035_00148_15733_8125.N1	04-MAR-2005 05:32:27	Bright	35.500	89	5Alp Cep	2.4510	8000.0	71	15733	No
117	GOM_NL__2PRFIN20050304_053442_000000482035_00148_15733_8126.N1	04-MAR-2005 05:34:42	Bright	47.500	130	23Bet Dra	2.7990	5800.0	95	15733	No
118	GOM_NL__2PRFIN20050304_053733_000000352035_00148_15733_8127.N1	04-MAR-2005 05:37:33	Bright	35.000	19	50Alp Cyg	1.2460	10500.	70	15733	No
119	GOM_NL__2PRFIN20050304_053907_000000362035_00148_15733_8128.N1	04-MAR-2005 05:39:07	Bright	36.000	66	37Gam Cyg	2.2080	5900.0	72	15733	No
120	GOM_NL__2PRFIN20050304_054041_000000352035_00148_15733_8129.N1	04-MAR-2005 05:40:41	Bright	34.500	92	53Eps Cyg	2.5000	4500.0	69	15733	No
121	GOM_NL__2PRFIN20050304_054347_000000922035_00148_15733_8130.N1	04-MAR-2005 05:43:47	Tw_i_and_stray	92.000	133	40Zet Her	2.8070	6000.0	184	15733	No
122	GOM_NL__2PRFIN20050304_054752_000000432035_00148_15733_8131.N1	04-MAR-2005 05:47:52	Bright	42.500	168	17Zet Aql	2.9860	11000.	85	15733	No
123	GOM_NL__2PRFIN20050304_055140_000000732035_00148_15733_8132.N1	04-MAR-2005 05:51:40	Straylight	73.000	59	55Alp Oph	2.0800	8900.0	146	15733	No
124	GOM_NL__2PRFIN20050304_055416_000000722035_00148_15733_8133.N1	04-MAR-2005 05:54:16	Dark	72.000	126	60Bet Oph	2.7700	4250.0	144	15733	No
125	GOM_NL__2PRFIN20050304_055746_000000432035_00148_15733_8134.N1	04-MAR-2005 05:57:46	Dark	42.500	155	41Pi Sgr	2.9000	6600.0	85	15733	No
126	GOM_NL__2PRFIN20050304_055938_000000442035_00148_15733_8135.N1	04-MAR-2005 05:59:38	Dark	43.500	57	34Sig Sgr	2.0660	26000.	87	15733	No
127	GOM_NL__2PRFIN20050304_060249_000000462035_00148_15733_8136.N1	04-MAR-2005 06:02:49	Dark	46.000	38	20Eps Sgr	1.8360	11000.	92	15733	No
128	GOM_NL__2PRFIN20050304_060644_000000562035_00148_15733_8137.N1	04-MAR-2005 06:06:44	Dark	55.500	40	The Sco	1.8590	7100.0	111	15733	No
129	GOM_NL__2PRFIN20050304_061218_000000502035_00149_15734_8103.N1	04-MAR-2005 06:12:18	Dark	49.500	43	Alp TrA	1.9100	4250.0	99	15734	No
130	GOM_NL__2PRFIN20050304_061407_000000532035_00149_15734_8104.N1	04-MAR-2005 06:14:07	Dark	52.500	131	Gam Lup	2.8000	26000.	105	15734	No
131	GOM_NL__2PRFIN20050304_061555_000000512035_00149_15734_8105.N1	04-MAR-2005 06:15:55	Dark	51.000	4	Alp1Cen	-0.010000	5800.0	102	15734	No
132	GOM_NL__2PRFIN20050304_061714_000000532035_00149_15734_8106.N1	04-MAR-2005 06:17:14	Dark	53.000	10	Bet Cen	0.61000	28000.	106	15734	No
133	GOM_NL__2PRFIN20050304_061941_000000452035_00149_15734_8107.N1	04-MAR-2005 06:19:41	Dark	45.000	12	Alp1Cru	0.77500	30000.	90	15734	No
134	GOM_NL__2PRFIN20050304_062216_000000492035_00149_15734_8108.N1	04-MAR-2005 06:22:16	Dark	48.500	64	Gam Cen	2.2000	10600.	97	15734	No
135	GOM_NL__2PRFIN20050304_062447_000000392035_00149_15734_8109.N1	04-MAR-2005 06:24:47	Straylight	38.500	91	Kap Vel	2.4900	26000.	77	15734	No
136	GOM_NL__2PRFIN20050304_062805_000000432035_00149_15734_8110.N1	04-MAR-2005 06:28:05	Straylight	42.500	65	Lam Vel	2.2040	4400.0	85	15734	No
137	GOM_NL__2PRFIN20050304_063048_000000692035_00149_15734_8111.N1	04-MAR-2005 06:30:48	Straylight	68.500	106	9Bet Crv	2.6480	5600.0	137	15734	No
138	GOM_NL__2PRFIN20050304_063339_000000652035_00149_15734_8112.N1	04-MAR-2005 06:33:39	Straylight	65.000	100	4Gam Crv	2.5800	13100.	130	15734	No
139	GOM_NL__2PRFIN20050304_063733_000000432035_00149_15734_8113.N1	04-MAR-2005 06:37:33	Tw_i_and_stray	43.000	48	30Alp Hya	1.9770	4100.0	86	15734	No
140	GOM_NL__2PRFIN20050304_064331_000000412035_00149_15734_8114.N1	04-MAR-2005 06:43:31	Bright	40.500	22	32Alp Leo	1.3600	15200.	81	15734	No
141	GOM_NL__2PRFIN20050304_064603_000000432035_00149_15734_8115.N1	04-MAR-2005 06:46:03	Bright	42.500	51	41Gam1Leo	2.0100	4500.0	85	15734	No
142	GOM_NL__2PRFIN20050304_064736_000000482035_00149_15734_8116.N1	04-MAR-2005 06:47:36	Bright	48.000	96	68Del Leo	2.5600	9300.0	96	15734	No
143	GOM_NL__2PRFIN20050304_065009_000000362035_00149_15734_8117.N1	04-MAR-2005 06:50:09	Bright	36.000	24	66Alp Gem	1.5800	10200.	72	15734	No
144	GOM_NL__2PRFIN20050304_065443_000000432035_00149_15734_8118.N1	04-MAR-2005 06:54:43	Bright	43.000	174	52Psi UMa	3.0040	4400.0	86	15734	No
145	GOM_NL__2PRFIN20050304_065735_000000412035_00149_15734_8119.N1	04-MAR-2005 06:57:35	Bright	41.000	82	48Bet UMa	2.3650	10600.	82	15734	No
146	GOM_NL__2PRFIN20050304_065858_000000402035_00149_15734_8120.N1	04-MAR-2005 06:58:58	Bright	40.000	36	50Alp UMa	1.8000	6300.0	80	15734	No
147	GOM_NL__2PRFIN20050304_070150_000000492035_00149_15734_8121.N1	04-MAR-2005 07:01:50	Bright	49.000	32	77Eps UMa	1.7630	11000.	98	15734	No
148	GOM_NL__2PRFIN20050304_070323_000000532035_00149_15734_8122.N1	04-MAR-2005 07:03:23	Bright	52.500	55	79Zet UMa	2.0600	10200.	105	15734	No
149	GOM_NL__2PRFIN20050304_070528_000000362035_00149_15734_8123.N1	04-MAR-2005 07:05:28	Bright	35.500	49	1Alp UMi	1.9900	6300.0	71	15734	No
150	GOM_NL__2PRFIN20050304_071046_000000472035_00149_15734_8124.N1	04-MAR-2005 07:10:46	Bright	47.000	119	14Eta Dra	2.7270	4700.0	94	15734	No
151	GOM_NL__2PRFIN20050304_071303_000000362035_00149_15734_8125.N1	04-MAR-2005 07:13:03	Bright	36.000	89	5Alp Cep	2.4510	8000.0	72	15734	No
152	GOM_NL__2PRFIN20050304_071518_000000482035_00149_15734_8126.N1	04-MAR-2005 07:15:18	Bright	47.500	130	23Bet Dra	2.7990	5800.0	95	15734	No
153	GOM_NL__2PRFIN20050304_071809_000000362035_00149_15734_8127.N1	04-MAR-2005 07:18:09	Bright	35.500	19	50Alp Cyg	1.2460	10500.	71	15734	No
154	GOM_NL__2PRFIN20050304_071943_000000342035_00149_15734_8128.N1	04-MAR-2005 07:19:43	Bright	34.000	66	37Gam Cyg	2.2080	5900.0	68	15734	No
155	GOM_NL__2PRFIN20050304_072117_000000362035_00149_15734_8129.N1	04-MAR-2005 07:21:17	Bright	35.500	92	53Eps Cyg	2.5000	4500.0	71	15734	No
156	GOM_NL__2PRFIN20050304_072423_000000932035_00149_15734_8130.N1	04-MAR-2005 07:24:23	Tw_i_and_stray	93.000	133	40Zet Her	2.8070	6000.0	186	15734	No
157	GOM_NL__2PRFIN20050304_072828_000000432035_00149_15734_8131.N1	04-MAR-2005 07:28:28	Bright	42.500	168	17Zet Aql	2.9860	11000.	85	15734	No
158	GOM_NL__2PRFIN20050304_073217_000000762035_00149_15734_8132.N1	04-MAR-2005 07:32:17	Straylight	76.000	59	55Alp Oph	2.0800	8900.0	152	15734	No
159	GOM_NL__2PRFIN20050304_073454_000000692035_00149_15734_8133.N1	04-MAR-2005 07:34:54	Dark	68.500	126	60Bet Oph	2.7700	4250.0	137	15734	No
160	GOM_NL__2PRFIN20050304_073823_000000462035_00149_15734_8134.N1	04-MAR-2005 07:38:23	Dark	45.500	155	41Pi Sgr	2.9000	6600.0	91	15734	No

161	GOM_NL__2PRFIN20050304_074015_000000452035_00149_15734_8135.N1	04-MAR-2005 07:40:15	Dark	44.500	57	34Sig Sgr	2.0660	26000.	89	15734	No
162	GOM_NL__2PRFIN20050304_074326_000000472035_00149_15734_8136.N1	04-MAR-2005 07:43:26	Dark	46.500	38	20Eps Sgr	1.8360	11000.	93	15734	No
163	GOM_NL__2PRFIN20050304_074720_000000452035_00149_15734_8137.N1	04-MAR-2005 07:47:20	Dark	45.000	40	The Sco	1.8590	7100.0	90	15734	No
164	GOM_NL__2PRFIN20050304_075254_000000392035_00150_15735_8103.N1	04-MAR-2005 07:52:54	Dark	38.500	43	Alp TrA	1.9100	4250.0	77	15735	No
165	GOM_NL__2PRFIN20050304_075444_000000532035_00150_15735_8104.N1	04-MAR-2005 07:54:44	Dark	52.500	131	Gam Lup	2.8000	26000.	105	15735	No
166	GOM_NL__2PRFIN20050304_075632_000000512035_00150_15735_8105.N1	04-MAR-2005 07:56:32	Dark	50.500	4	Alp1Cen	-0.010000	5800.0	101	15735	No
167	GOM_NL__2PRFIN20050304_075751_000000442035_00150_15735_8106.N1	04-MAR-2005 07:57:51	Dark	43.500	10	Bet Cen	0.61000	28000.	87	15735	No
168	GOM_NL__2PRFIN20050304_080017_000000472035_00150_15735_8107.N1	04-MAR-2005 08:00:17	Dark	47.000	12	Alp1Cru	0.77500	30000.	94	15735	No
169	GOM_NL__2PRFIN20050304_080200_000000702035_00150_15735_8108.N1	04-MAR-2005 08:02:00	Dark	69.500	54	5The Cen	2.0550	4500.0	139	15735	No
170	GOM_NL__2PRFIN20050304_080415_000000432035_00150_15735_8109.N1	04-MAR-2005 08:04:15	Straylight	42.500	71	lot Car	2.2460	7700.0	85	15735	No
171	GOM_NL__2PRFIN20050304_080544_000000422035_00150_15735_8110.N1	04-MAR-2005 08:05:44	Straylight	41.500	113	Mu Vel	2.6920	5000.0	83	15735	No
172	GOM_NL__2PRFIN20050304_080841_000000462035_00150_15735_8111.N1	04-MAR-2005 08:08:41	Straylight	45.500	65	Lam Vel	2.2040	4400.0	91	15735	No
173	GOM_NL__2PRFIN20050304_081124_000000692035_00150_15735_8112.N1	04-MAR-2005 08:11:24	Straylight	69.000	106	9Bet Crv	2.6480	5600.0	138	15735	No
174	GOM_NL__2PRFIN20050304_081415_000000632035_00150_15735_8113.N1	04-MAR-2005 08:14:15	Straylight	63.000	100	4Gam Crv	2.5800	13100.	126	15735	No
175	GOM_NL__2PRFIN20050304_081809_000000482035_00150_15735_8114.N1	04-MAR-2005 08:18:09	Tw_i_and_stray	47.500	48	30Alp Hya	1.9770	4100.0	95	15735	No
176	GOM_NL__2PRFIN20050304_082407_000000422035_00150_15735_8115.N1	04-MAR-2005 08:24:07	Bright	41.500	22	32Alp Leo	1.3600	15200.	83	15735	No
177	GOM_NL__2PRFIN20050304_082639_000000442035_00150_15735_8116.N1	04-MAR-2005 08:26:39	Bright	43.500	51	41Gam1Leo	2.0100	4500.0	87	15735	No
178	GOM_NL__2PRFIN20050304_082811_000000492035_00150_15735_8117.N1	04-MAR-2005 08:28:11	Bright	48.500	96	68Del Leo	2.5600	9300.0	97	15735	No
179	GOM_NL__2PRFIN20050304_083046_000000372035_00150_15735_8118.N1	04-MAR-2005 08:30:46	Bright	36.500	24	66Alp Gem	1.5800	10200.	73	15735	No
180	GOM_NL__2PRFIN20050304_083518_000000422035_00150_15735_8119.N1	04-MAR-2005 08:35:18	Bright	42.000	174	52Psi UMa	3.0040	4400.0	84	15735	No
181	GOM_NL__2PRFIN20050304_083811_000000392035_00150_15735_8120.N1	04-MAR-2005 08:38:11	Bright	38.500	82	48Bet UMa	2.3650	10600.	77	15735	No
182	GOM_NL__2PRFIN20050304_083933_000000392035_00150_15735_8121.N1	04-MAR-2005 08:39:33	Bright	39.000	36	50Alp UMa	1.8000	6300.0	78	15735	No
183	GOM_NL__2PRFIN20050304_084225_000000482035_00150_15735_8122.N1	04-MAR-2005 08:42:25	Bright	48.000	32	77Eps UMa	1.7630	11000.	96	15735	No
184	GOM_NL__2PRFIN20050304_084358_000000472035_00150_15735_8123.N1	04-MAR-2005 08:43:58	Bright	47.000	55	79Zet UMa	2.0600	10200.	94	15735	No
185	GOM_NL__2PRFIN20050304_084604_000000372035_00150_15735_8124.N1	04-MAR-2005 08:46:04	Bright	36.500	49	1Alp UMi	1.9900	6300.0	73	15735	No
186	GOM_NL__2PRFIN20050304_085122_000000462035_00150_15735_8125.N1	04-MAR-2005 08:51:22	Bright	45.500	119	14Eta Dra	2.7270	4700.0	91	15735	No
187	GOM_NL__2PRFIN20050304_085339_000000372035_00150_15735_8126.N1	04-MAR-2005 08:53:39	Bright	36.500	89	5Alp Cep	2.4510	8000.0	73	15735	No
188	GOM_NL__2PRFIN20050304_085554_000000452035_00150_15735_8127.N1	04-MAR-2005 08:55:54	Bright	44.500	130	23Bet Dra	2.7990	5800.0	89	15735	No
189	GOM_NL__2PRFIN20050304_085845_000000342035_00150_15735_8128.N1	04-MAR-2005 08:58:45	Bright	34.000	19	50Alp Cyg	1.2460	10500.	68	15735	No
190	GOM_NL__2PRFIN20050304_090019_000000362035_00150_15735_8129.N1	04-MAR-2005 09:00:19	Bright	36.000	66	37Gam Cyg	2.2080	5900.0	72	15735	No
191	GOM_NL__2PRFIN20050304_090153_000000352035_00150_15735_8130.N1	04-MAR-2005 09:01:53	Bright	35.000	92	53Eps Cyg	2.5000	4500.0	70	15735	No
192	GOM_NL__2PRFIN20050304_090459_000001012035_00150_15735_8131.N1	04-MAR-2005 09:04:59	Tw_i_and_stray	101.00	133	40Zet Her	2.8070	6000.0	202	15735	No
193	GOM_NL__2PRFIN20050304_090904_000000442035_00150_15735_8132.N1	04-MAR-2005 09:09:04	Bright	43.500	168	17Zet Aql	2.9860	11000.	87	15735	No
194	GOM_NL__2PRFIN20050304_091254_000000782035_00150_15735_8133.N1	04-MAR-2005 09:12:54	Straylight	78.000	59	55Alp Oph	2.0800	8900.0	156	15735	No
195	GOM_NL__2PRFIN20050304_091531_000000692035_00150_15735_8134.N1	04-MAR-2005 09:15:31	Dark	68.500	126	60Bet Oph	2.7700	4250.0	137	15735	No
196	GOM_NL__2PRFIN20050304_091859_000000432035_00150_15735_8135.N1	04-MAR-2005 09:18:59	Dark	43.000	155	41Pi Sgr	2.9000	6600.0	86	15735	No
197	GOM_NL__2PRFIN20050304_092051_000000452035_00150_15735_8136.N1	04-MAR-2005 09:20:51	Dark	44.500	57	34Sig Sgr	2.0660	26000.	89	15735	No
198	GOM_NL__2PRFIN20050304_092307_000000522035_00150_15735_8137.N1	04-MAR-2005 09:23:07	Dark	52.000	116	19Del Sgr	2.7000	4100.0	104	15735	No
199	GOM_NL__2PRFIN20050304_092438_000000642035_00150_15735_8138.N1	04-MAR-2005 09:24:38	Dark	64.000	86	35Eta Oph	2.4300	10200.	128	15735	No
200	GOM_NL__2PRFIN20050304_092757_000000462035_00150_15735_8139.N1	04-MAR-2005 09:27:57	Dark	46.000	40	The Sco	1.8590	7100.0	92	15735	No
201	GOM_NL__2PRFIN20050304_093331_000000412035_00151_15736_8103.N1	04-MAR-2005 09:33:31	Dark	40.500	43	Alp TrA	1.9100	4250.0	81	15736	No
202	GOM_NL__2PRFIN20050304_093521_000000532035_00151_15736_8104.N1	04-MAR-2005 09:35:21	Dark	52.500	131	Gam Lup	2.8000	26000.	105	15736	No
203	GOM_NL__2PRFIN20050304_093708_000000442035_00151_15736_8105.N1	04-MAR-2005 09:37:08	Dark	43.500	4	Alp1Cen	-0.010000	5800.0	87	15736	No
204	GOM_NL__2PRFIN20050304_093827_000000442035_00151_15736_8106.N1	04-MAR-2005 09:38:27	Dark	43.500	10	Bet Cen	0.61000	28000.	87	15736	No
205	GOM_NL__2PRFIN20050304_094053_000000462035_00151_15736_8107.N1	04-MAR-2005 09:40:53	Dark	46.000	12	Alp1Cru	0.77500	30000.	92	15736	No
206	GOM_NL__2PRFIN20050304_094237_000000672035_00151_15736_8108.N1	04-MAR-2005 09:42:37	Dark	66.500	54	5The Cen	2.0550	4500.0	133	15736	No
207	GOM_NL__2PRFIN20050304_094451_000000422035_00151_15736_8109.N1	04-MAR-2005 09:44:51	Straylight	41.500	71	lot Car	2.2460	7700.0	83	15736	No
208	GOM_NL__2PRFIN20050304_094620_000000452035_00151_15736_8110.N1	04-MAR-2005 09:46:20	Straylight	44.500	113	Mu Vel	2.6920	5000.0	89	15736	No
209	GOM_NL__2PRFIN20050304_094917_000000462035_00151_15736_8111.N1	04-MAR-2005 09:49:17	Straylight	45.500	65	Lam Vel	2.2040	4400.0	91	15736	No
210	GOM_NL__2PRFIN20050304_095200_000000682035_00151_15736_8112.N1	04-MAR-2005 09:52:00	Straylight	68.000	106	9Bet Crv	2.6480	5600.0	136	15736	No
211	GOM_NL__2PRFIN20050304_095451_000000612035_00151_15736_8113.N1	04-MAR-2005 09:54:51	Straylight	60.500	100	4Gam Crv	2.5800	13100.	121	15736	No
212	GOM_NL__2PRFIN20050304_095845_000000472035_00151_15736_8114.N1	04-MAR-2005 09:58:45	Tw_i_and_stray	46.500	48	30Alp Hya	1.9770	4100.0	93	15736	No
213	GOM_NL__2PRFIN20050304_100443_000000422035_00151_15736_8115.N1	04-MAR-2005 10:04:43	Bright	41.500	22	32Alp Leo	1.3600	15200.	83	15736	No
214	GOM_NL__2PRFIN20050304_100714_000000422035_00151_15736_8116.N1	04-MAR-2005 10:07:14	Bright	42.000	51	41Gam1Leo	2.0100	4500.0	84	15736	No
215	GOM_NL__2PRFIN20050304_100847_000000482035_00151_15736_8117.N1	04-MAR-2005 10:08:47	Bright	47.500	96	68Del Leo	2.5600	9300.0	95	15736	No
216	GOM_NL__2PRFIN20050304_101122_000000382035_00151_15736_8118.N1	04-MAR-2005 10:11:22	Bright	38.000	24	66Alp Gem	1.5800	10200.	76	15736	No
217	GOM_NL__2PRFIN20050304_101553_000000442035_00151_15736_8119.N1	04-MAR-2005 10:15:53	Bright	43.500	174	52Psi UMa	3.0040	4400.0	87	15736	No
218	GOM_NL__2PRFIN20050304_101846_000000392035_00151_15736_8120.N1	04-MAR-2005 10:18:46	Bright	39.000	82	48Bet UMa	2.3650	10600.	78	15736	No
219	GOM_NL__2PRFIN20050304_102009_000000402035_00151_15736_8121.N1	04-MAR-2005 10:20:09	Bright	40.000	36	50Alp UMa	1.8000	6300.0	80	15736	No

220	GOM_NL__2PRFIN20050304_102301_000000482035_00151_15736_8122.N1	04-MAR-2005 10:23:01	Bright	48.000	32	77Eps UMa	1.7630	11000.	96	15736	No
221	GOM_NL__2PRFIN20050304_102433_000000522035_00151_15736_8123.N1	04-MAR-2005 10:24:33	Bright	51.500	55	79Zet UMa	2.0600	10200.	103	15736	No
222	GOM_NL__2PRFIN20050304_102640_000000372035_00151_15736_8124.N1	04-MAR-2005 10:26:40	Bright	37.000	49	1Alp UMi	1.9900	6300.0	74	15736	No
223	GOM_NL__2PRFIN20050304_103157_000000472035_00151_15736_8125.N1	04-MAR-2005 10:31:57	Bright	46.500	119	14Eta Dra	2.7270	4700.0	93	15736	No
224	GOM_NL__2PRFIN20050304_103415_000000382035_00151_15736_8126.N1	04-MAR-2005 10:34:15	Bright	37.500	89	5Alp Cep	2.4510	8000.0	75	15736	No
225	GOM_NL__2PRFIN20050304_103629_000000482035_00151_15736_8127.N1	04-MAR-2005 10:36:29	Bright	47.500	130	23Bet Dra	2.7990	5800.0	95	15736	No
226	GOM_NL__2PRFIN20050304_103921_000000372035_00151_15736_8128.N1	04-MAR-2005 10:39:21	Bright	37.000	19	50Alp Cyg	1.2460	10500.	74	15736	No
227	GOM_NL__2PRFIN20050304_104055_000000372035_00151_15736_8129.N1	04-MAR-2005 10:40:55	Bright	36.500	66	37Gam Cyg	2.2080	5900.0	73	15736	No
228	GOM_NL__2PRFIN20050304_104229_000000352035_00151_15736_8130.N1	04-MAR-2005 10:42:29	Bright	34.500	92	53Eps Cyg	2.5000	4500.0	69	15736	No
229	GOM_NL__2PRFIN20050304_104535_000000932035_00151_15736_8131.N1	04-MAR-2005 10:45:35	Tw_i_and_stray	93.000	133	40Zet Her	2.8070	6000.0	186	15736	No
230	GOM_NL__2PRFIN20050304_104940_000000432035_00151_15736_8132.N1	04-MAR-2005 10:49:40	Bright	42.500	168	17Zet Aql	2.9860	11000.	85	15736	No
231	GOM_NL__2PRFIN20050304_105330_000000752035_00151_15736_8133.N1	04-MAR-2005 10:53:30	Straylight	75.000	59	55Alp Oph	2.0800	8900.0	150	15736	No
232	GOM_NL__2PRFIN20050304_105608_000000702035_00151_15736_8134.N1	04-MAR-2005 10:56:08	Dark	70.000	126	60Bet Oph	2.7700	4250.0	140	15736	No
233	GOM_NL__2PRFIN20050304_105936_000000432035_00151_15736_8135.N1	04-MAR-2005 10:59:36	Dark	43.000	155	41Pi Sgr	2.9000	6600.0	86	15736	No
234	GOM_NL__2PRFIN20050304_110128_000000432035_00151_15736_8136.N1	04-MAR-2005 11:01:28	Dark	43.000	57	34Sig Sgr	2.0660	26000.	86	15736	No
235	GOM_NL__2PRFIN20050304_110343_000000462035_00151_15736_8137.N1	04-MAR-2005 11:03:43	Dark	46.000	116	19Del Sgr	2.7000	4100.0	92	15736	No
236	GOM_NL__2PRFIN20050304_110515_000000672035_00151_15736_8138.N1	04-MAR-2005 11:05:15	Dark	67.000	86	35Eta Oph	2.4300	10200.	134	15736	No
237	GOM_NL__2PRFIN20050304_110833_000000452035_00151_15736_8139.N1	04-MAR-2005 11:08:33	Dark	44.500	40	The Sco	1.8590	7100.0	89	15736	No
238	GOM_NL__2PRFIN20050304_111407_000000402035_00152_15737_8103.N1	04-MAR-2005 11:14:07	Dark	39.500	43	Alp TrA	1.9100	4250.0	79	15737	No
239	GOM_NL__2PRFIN20050304_111558_000000522035_00152_15737_8104.N1	04-MAR-2005 11:15:58	Dark	52.000	131	Gam Lup	2.8000	26000.	104	15737	No
240	GOM_NL__2PRFIN20050304_111745_000000452035_00152_15737_8105.N1	04-MAR-2005 11:17:45	Dark	45.000	4	Alp1Cen	-0.010000	5800.0	90	15737	No
241	GOM_NL__2PRFIN20050304_111903_000000452035_00152_15737_8106.N1	04-MAR-2005 11:19:03	Dark	44.500	10	Bet Cen	0.61000	28000.	89	15737	No
242	GOM_NL__2PRFIN20050304_112129_000000402035_00152_15737_8107.N1	04-MAR-2005 11:21:29	Dark	39.500	12	Alp1Cru	0.77500	30000.	79	15737	No
243	GOM_NL__2PRFIN20050304_112314_000000682035_00152_15737_8108.N1	04-MAR-2005 11:23:14	Dark	68.000	54	5The Cen	2.0550	4500.0	136	15737	No
244	GOM_NL__2PRFIN20050304_112527_000000432035_00152_15737_8109.N1	04-MAR-2005 11:25:27	Straylight	43.000	71	lot Car	2.2460	7700.0	86	15737	No
245	GOM_NL__2PRFIN20050304_112657_000000442035_00152_15737_8110.N1	04-MAR-2005 11:26:57	Straylight	44.000	113	Mu Vel	2.6920	5000.0	88	15737	No
246	GOM_NL__2PRFIN20050304_112953_000000452035_00152_15737_8111.N1	04-MAR-2005 11:29:53	Straylight	44.500	65	Lam Vel	2.2040	4400.0	89	15737	No
247	GOM_NL__2PRFIN20050304_113236_000000642035_00152_15737_8112.N1	04-MAR-2005 11:32:36	Straylight	64.000	106	9Bet Crv	2.6480	5600.0	128	15737	No
248	GOM_NL__2PRFIN20050304_113527_000000622035_00152_15737_8113.N1	04-MAR-2005 11:35:27	Straylight	62.000	100	4Gam Crv	2.5800	13100.	124	15737	No
249	GOM_NL__2PRFIN20050304_113921_000000462035_00152_15737_8114.N1	04-MAR-2005 11:39:21	Tw_i_and_stray	46.000	48	30Alp Hya	1.9770	4100.0	92	15737	No
250	GOM_NL__2PRFIN20050304_114519_000000422035_00152_15737_8115.N1	04-MAR-2005 11:45:19	Bright	42.000	22	32Alp Leo	1.3600	15200.	84	15737	No
251	GOM_NL__2PRFIN20050304_114750_000000432035_00152_15737_8116.N1	04-MAR-2005 11:47:50	Bright	42.500	51	41Gam1Leo	2.0100	4500.0	85	15737	No
252	GOM_NL__2PRFIN20050304_114922_000000492035_00152_15737_8117.N1	04-MAR-2005 11:49:22	Bright	49.000	96	68Del Leo	2.5600	9300.0	98	15737	No
253	GOM_NL__2PRFIN20050304_115158_000000402035_00152_15737_8118.N1	04-MAR-2005 11:51:58	Bright	39.500	24	66Alp Gem	1.5800	10200.	79	15737	No
254	GOM_NL__2PRFIN20050304_115628_000000442035_00152_15737_8119.N1	04-MAR-2005 11:56:28	Bright	43.500	174	52Psi UMa	3.0040	4400.0	87	15737	No
255	GOM_NL__2PRFIN20050304_115921_000000412035_00152_15737_8120.N1	04-MAR-2005 11:59:21	Bright	40.500	82	48Bet UMa	2.3650	10600.	81	15737	No
256	GOM_NL__2PRFIN20050304_120044_000000412035_00152_15737_8121.N1	04-MAR-2005 12:00:44	Bright	40.500	36	50Alp UMa	1.8000	6300.0	81	15737	No
257	GOM_NL__2PRFIN20050304_120336_000000492035_00152_15737_8122.N1	04-MAR-2005 12:03:36	Bright	48.500	32	77Eps UMa	1.7630	11000.	97	15737	No
258	GOM_NL__2PRFIN20050304_120508_000000512035_00152_15737_8123.N1	04-MAR-2005 12:05:08	Bright	50.500	55	79Zet UMa	2.0600	10200.	101	15737	No
259	GOM_NL__2PRFIN20050304_120716_000000332035_00152_15737_8124.N1	04-MAR-2005 12:07:16	Bright	33.000	49	1Alp UMi	1.9900	6300.0	66	15737	No
260	GOM_NL__2PRFIN20050304_121232_000000472035_00152_15737_8125.N1	04-MAR-2005 12:12:32	Bright	47.000	119	14Eta Dra	2.7270	4700.0	94	15737	No
261	GOM_NL__2PRFIN20050304_121451_000000342035_00152_15737_8126.N1	04-MAR-2005 12:14:51	Bright	33.500	89	5Alp Cep	2.4510	8000.0	67	15737	No
262	GOM_NL__2PRFIN20050304_121705_000000482035_00152_15737_8127.N1	04-MAR-2005 12:17:05	Bright	48.000	130	23Bet Dra	2.7990	5800.0	96	15737	No
263	GOM_NL__2PRFIN20050304_121957_000000352035_00152_15737_8128.N1	04-MAR-2005 12:19:57	Bright	35.000	19	50Alp Cyg	1.2460	10500.	70	15737	No
264	GOM_NL__2PRFIN20050304_122131_000000342035_00152_15737_8129.N1	04-MAR-2005 12:21:31	Bright	34.000	66	37Gam Cyg	2.2080	5900.0	68	15737	No
265	GOM_NL__2PRFIN20050304_122305_000000342035_00152_15737_8130.N1	04-MAR-2005 12:23:05	Bright	33.500	92	53Eps Cyg	2.5000	4500.0	67	15737	No
266	GOM_NL__2PRFIN20050304_122611_000000952035_00152_15737_8131.N1	04-MAR-2005 12:26:11	Tw_i_and_stray	95.000	133	40Zet Her	2.8070	6000.0	190	15737	No
267	GOM_NL__2PRFIN20050304_123016_000000432035_00152_15737_8132.N1	04-MAR-2005 12:30:16	Bright	42.500	168	17Zet Aql	2.9860	11000.	85	15737	No
268	GOM_NL__2PRFIN20050304_123407_000000742035_00152_15737_8133.N1	04-MAR-2005 12:34:07	Straylight	73.500	59	55Alp Oph	2.0800	8900.0	147	15737	No
269	GOM_NL__2PRFIN20050304_123645_000000712035_00152_15737_8134.N1	04-MAR-2005 12:36:45	Dark	70.500	126	60Bet Oph	2.7700	4250.0	141	15737	No
270	GOM_NL__2PRFIN20050304_124012_000000422035_00152_15737_8135.N1	04-MAR-2005 12:40:12	Dark	42.000	155	41Pi Sgr	2.9000	6600.0	84	15737	No
271	GOM_NL__2PRFIN20050304_124204_000000422035_00152_15737_8136.N1	04-MAR-2005 12:42:04	Dark	42.000	57	34Sig Sgr	2.0660	26000.	84	15737	No
272	GOM_NL__2PRFIN20050304_124420_000000522035_00152_15737_8137.N1	04-MAR-2005 12:44:20	Dark	52.000	116	19Del Sgr	2.7000	4100.0	104	15737	No
273	GOM_NL__2PRFIN20050304_124552_000000672035_00152_15737_8138.N1	04-MAR-2005 12:45:52	Dark	66.500	86	35Eta Oph	2.4300	10200.	133	15737	No
274	GOM_NL__2PRFIN20050304_124910_000000512035_00152_15737_8139.N1	04-MAR-2005 12:49:10	Dark	50.500	40	The Sco	1.8590	7100.0	101	15737	No
275	GOM_NL__2PRFIN20050304_125443_000000412035_00153_15738_8103.N1	04-MAR-2005 12:54:43	Dark	40.500	43	Alp TrA	1.9100	4250.0	81	15738	No
276	GOM_NL__2PRFIN20050304_125636_000000542035_00153_15738_8104.N1	04-MAR-2005 12:56:36	Dark	53.500	131	Gam Lup	2.8000	26000.	107	15738	No
277	GOM_NL__2PRFIN20050304_125821_000000462035_00153_15738_8105.N1	04-MAR-2005 12:58:21	Dark	45.500	4	Alp1Cen	-0.010000	5800.0	91	15738	No
278	GOM_NL__2PRFIN20050304_125940_000000522035_00153_15738_8106.N1	04-MAR-2005 12:59:40	Dark	52.000	10	Bet Cen	0.61000	28000.	104	15738	No

279	GOM_NL__2PRFIN20050304_130206_000000482035_00153_15738_8107.N1	04-MAR-2005 13:02:06	Dark	48.000	12	Alp1Cru	0.77500	30000.	96	15738	No
280	GOM_NL__2PRFIN20050304_130350_000000692035_00153_15738_8108.N1	04-MAR-2005 13:03:50	Dark	69.000	54	5The Cen	2.0550	4500.0	138	15738	No
281	GOM_NL__2PRFIN20050304_130603_000000432035_00153_15738_8109.N1	04-MAR-2005 13:06:03	Straylight	43.000	71	Iot Car	2.2460	7700.0	86	15738	No
282	GOM_NL__2PRFIN20050304_130733_000000412035_00153_15738_8110.N1	04-MAR-2005 13:07:33	Straylight	41.000	113	Mu Vel	2.6920	5000.0	82	15738	No
283	GOM_NL__2PRFIN20050304_131029_000000442035_00153_15738_8111.N1	04-MAR-2005 13:10:29	Straylight	44.000	65	Lam Vel	2.2040	4400.0	88	15738	No
284	GOM_NL__2PRFIN20050304_131313_000000642035_00153_15738_8112.N1	04-MAR-2005 13:13:13	Straylight	64.000	106	9Bet Crv	2.6480	5600.0	128	15738	No
285	GOM_NL__2PRFIN20050304_131603_000000632035_00153_15738_8113.N1	04-MAR-2005 13:16:03	Straylight	62.500	100	4Gam Crv	2.5800	13100.	125	15738	No
286	GOM_NL__2PRFIN20050304_131957_000000522035_00153_15738_8114.N1	04-MAR-2005 13:19:57	Tw_i_and_stray	51.500	48	30Alp Hya	1.9770	4100.0	103	15738	No
287	GOM_NL__2PRFIN20050304_132555_000000412035_00153_15738_8115.N1	04-MAR-2005 13:25:55	Bright	41.000	22	32Alp Leo	1.3600	15200.	82	15738	No
288	GOM_NL__2PRFIN20050304_132825_000000422035_00153_15738_8116.N1	04-MAR-2005 13:28:25	Bright	41.500	51	41Gam1Leo	2.0100	4500.0	83	15738	No
289	GOM_NL__2PRFIN20050304_132957_000000492035_00153_15738_8117.N1	04-MAR-2005 13:29:57	Bright	48.500	96	68Del Leo	2.5600	9300.0	97	15738	No
290	GOM_NL__2PRFIN20050304_133234_000000392035_00153_15738_8118.N1	04-MAR-2005 13:32:34	Bright	38.500	24	66Alp Gem	1.5800	10200.	77	15738	No
291	GOM_NL__2PRFIN20050304_133704_000000442035_00153_15738_8119.N1	04-MAR-2005 13:37:04	Bright	43.500	174	52Psi UMa	3.0040	4400.0	87	15738	No
292	GOM_NL__2PRFIN20050304_133957_000000422035_00153_15738_8120.N1	04-MAR-2005 13:39:57	Bright	41.500	82	48Bet UMa	2.3650	10600.	83	15738	No
293	GOM_NL__2PRFIN20050304_134120_000000412035_00153_15738_8121.N1	04-MAR-2005 13:41:20	Bright	41.000	36	50Alp UMa	1.8000	6300.0	82	15738	No
294	GOM_NL__2PRFIN20050304_134411_000000462035_00153_15738_8122.N1	04-MAR-2005 13:44:11	Bright	46.000	32	77Eps UMa	1.7630	11000.	92	15738	No
295	GOM_NL__2PRFIN20050304_134543_000000482035_00153_15738_8123.N1	04-MAR-2005 13:45:43	Bright	48.000	55	79Zet UMa	2.0600	10200.	96	15738	No
296	GOM_NL__2PRFIN20050304_134752_000000372035_00153_15738_8124.N1	04-MAR-2005 13:47:52	Bright	36.500	49	1Alp UMi	1.9900	6300.0	73	15738	No
297	GOM_NL__2PRFIN20050304_135308_000000452035_00153_15738_8125.N1	04-MAR-2005 13:53:08	Bright	45.000	119	14Eta Dra	2.7270	4700.0	90	15738	No
298	GOM_NL__2PRFIN20050304_135527_000000362035_00153_15738_8126.N1	04-MAR-2005 13:55:27	Bright	35.500	89	5Alp Cep	2.4510	8000.0	71	15738	No
299	GOM_NL__2PRFIN20050304_135741_000000472035_00153_15738_8127.N1	04-MAR-2005 13:57:41	Bright	47.000	130	23Bet Dra	2.7990	5800.0	94	15738	No
300	GOM_NL__2PRFIN20050304_140033_000000372035_00153_15738_8128.N1	04-MAR-2005 14:00:33	Bright	36.500	19	50Alp Cyg	1.2460	10500.	73	15738	No
301	GOM_NL__2PRFIN20050304_140207_000000382035_00153_15738_8129.N1	04-MAR-2005 14:02:07	Bright	38.000	66	37Gam Cyg	2.2080	5900.0	76	15738	No
302	GOM_NL__2PRFIN20050304_140341_000000362035_00153_15738_8130.N1	04-MAR-2005 14:03:41	Bright	36.000	92	53Eps Cyg	2.5000	4500.0	72	15738	No
303	GOM_NL__2PRFIN20050304_140647_000001022035_00153_15738_8131.N1	04-MAR-2005 14:06:47	Tw_i_and_stray	101.50	133	40Zet Her	2.8070	6000.0	203	15738	No
304	GOM_NL__2PRFIN20050304_141053_000000422035_00153_15738_8132.N1	04-MAR-2005 14:10:53	Bright	42.000	168	17Zet Aql	2.9860	11000.	84	15738	No
305	GOM_NL__2PRFIN20050304_141445_000000712035_00153_15738_8133.N1	04-MAR-2005 14:14:45	Straylight	71.000	59	55Alp Oph	2.0800	8900.0	142	15738	No
306	GOM_NL__2PRFIN20050304_141722_000000652035_00153_15738_8134.N1	04-MAR-2005 14:17:22	Dark	64.500	126	60Bet Oph	2.7700	4250.0	129	15738	No
307	GOM_NL__2PRFIN20050304_142048_000000442035_00153_15738_8135.N1	04-MAR-2005 14:20:48	Dark	44.000	155	41Pi Sgr	2.9000	6600.0	88	15738	No
308	GOM_NL__2PRFIN20050304_142240_000000462035_00153_15738_8136.N1	04-MAR-2005 14:22:40	Dark	46.000	57	34Sig Sgr	2.0660	26000.	92	15738	No
309	GOM_NL__2PRFIN20050304_142456_000000502035_00153_15738_8137.N1	04-MAR-2005 14:24:56	Dark	49.500	116	19Del Sgr	2.7000	4100.0	99	15738	No
310	GOM_NL__2PRFIN20050304_142630_000000662035_00153_15738_8138.N1	04-MAR-2005 14:26:30	Dark	66.000	86	35Eta Oph	2.4300	10200.	132	15738	No
311	GOM_NL__2PRFIN20050304_142947_000000542035_00153_15738_8139.N1	04-MAR-2005 14:29:47	Dark	54.000	40	The Sco	1.8590	7100.0	108	15738	No
312	GOM_NL__2PRFIN20050304_143519_000000392035_00154_15739_8103.N1	04-MAR-2005 14:35:19	Dark	38.500	43	Alp TrA	1.9100	4250.0	77	15739	No
313	GOM_NL__2PRFIN20050304_143713_000000542035_00154_15739_8104.N1	04-MAR-2005 14:37:13	Dark	53.500	131	Gam Lup	2.8000	26000.	107	15739	No
314	GOM_NL__2PRFIN20050304_143858_000000422035_00154_15739_8105.N1	04-MAR-2005 14:38:58	Dark	41.500	4	Alp1Cen	-0.010000	5800.0	83	15739	No
315	GOM_NL__2PRFIN20050304_144016_000000522035_00154_15739_8106.N1	04-MAR-2005 14:40:16	Dark	51.500	10	Bet Cen	0.61000	28000.	103	15739	No
316	GOM_NL__2PRFIN20050304_144242_000000412035_00154_15739_8107.N1	04-MAR-2005 14:42:42	Dark	40.500	12	Alp1Cru	0.77500	30000.	81	15739	No
317	GOM_NL__2PRFIN20050304_144428_000000672035_00154_15739_8108.N1	04-MAR-2005 14:44:28	Dark	66.500	54	5The Cen	2.0550	4500.0	133	15739	No
318	GOM_NL__2PRFIN20050304_144639_000000402035_00154_15739_8109.N1	04-MAR-2005 14:46:39	Straylight	39.500	71	Iot Car	2.2460	7700.0	79	15739	No
319	GOM_NL__2PRFIN20050304_144809_000000442035_00154_15739_8110.N1	04-MAR-2005 14:48:09	Straylight	43.500	113	Mu Vel	2.6920	5000.0	87	15739	No
320	GOM_NL__2PRFIN20050304_145106_000000502035_00154_15739_8111.N1	04-MAR-2005 14:51:06	Straylight	50.000	65	Lam Vel	2.2040	4400.0	100	15739	No
321	GOM_NL__2PRFIN20050304_145349_000000632035_00154_15739_8112.N1	04-MAR-2005 14:53:49	Straylight	62.500	106	9Bet Crv	2.6480	5600.0	125	15739	No
322	GOM_NL__2PRFIN20050304_145639_000000622035_00154_15739_8113.N1	04-MAR-2005 14:56:39	Straylight	61.500	100	4Gam Crv	2.5800	13100.	123	15739	No
323	GOM_NL__2PRFIN20050304_150033_000000482035_00154_15739_8114.N1	04-MAR-2005 15:00:33	Tw_i_and_stray	47.500	48	30Alp Hya	1.9770	4100.0	95	15739	No
324	GOM_NL__2PRFIN20050304_150630_000000422035_00154_15739_8115.N1	04-MAR-2005 15:06:30	Bright	42.000	22	32Alp Leo	1.3600	15200.	84	15739	No
325	GOM_NL__2PRFIN20050304_150901_000000422035_00154_15739_8116.N1	04-MAR-2005 15:09:01	Bright	42.000	51	41Gam1Leo	2.0100	4500.0	84	15739	No
326	GOM_NL__2PRFIN20050304_151033_000000492035_00154_15739_8117.N1	04-MAR-2005 15:10:33	Bright	48.500	96	68Del Leo	2.5600	9300.0	97	15739	No
327	GOM_NL__2PRFIN20050304_151311_000000372035_00154_15739_8118.N1	04-MAR-2005 15:13:11	Bright	36.500	24	66Alp Gem	1.5800	10200.	73	15739	No
328	GOM_NL__2PRFIN20050304_151739_000000452035_00154_15739_8119.N1	04-MAR-2005 15:17:39	Bright	44.500	174	52Psi UMa	3.0040	4400.0	89	15739	No
329	GOM_NL__2PRFIN20050304_152032_000000412035_00154_15739_8120.N1	04-MAR-2005 15:20:32	Bright	40.500	82	48Bet UMa	2.3650	10600.	81	15739	No
330	GOM_NL__2PRFIN20050304_152155_000000582035_00154_15739_8121.N1	04-MAR-2005 15:21:55	Bright	58.000	36	50Alp UMa	1.8000	6300.0	116	15739	No
331	GOM_NL__2PRFIN20050304_152446_000000492035_00154_15739_8122.N1	04-MAR-2005 15:24:46	Bright	49.000	32	77Eps UMa	1.7630	11000.	98	15739	No
332	GOM_NL__2PRFIN20050304_152828_000000372035_00154_15739_8123.N1	04-MAR-2005 15:28:28	Bright	36.500	49	1Alp UMi	1.9900	6300.0	73	15739	No
333	GOM_NL__2PRFIN20050304_153343_000000472035_00154_15739_8124.N1	04-MAR-2005 15:33:43	Bright	47.000	119	14Eta Dra	2.7270	4700.0	94	15739	No
334	GOM_NL__2PRFIN20050304_153603_000000362035_00154_15739_8125.N1	04-MAR-2005 15:36:03	Bright	36.000	89	5Alp Cep	2.4510	8000.0	72	15739	No
335	GOM_NL__2PRFIN20050304_153816_000000492035_00154_15739_8126.N1	04-MAR-2005 15:38:16	Bright	48.500	130	23Bet Dra	2.7990	5800.0	97	15739	No
336	GOM_NL__2PRFIN20050304_154109_000000352035_00154_15739_8127.N1	04-MAR-2005 15:41:09	Bright	34.500	19	50Alp Cyg	1.2460	10500.	69	15739	No
337	GOM_NL__2PRFIN20050304_154243_000000352035_00154_15739_8128.N1	04-MAR-2005 15:42:43	Bright	35.000	66	37Gam Cyg	2.2080	5900.0	70	15739	No

338	GOM_NL__2PRFIN20050304_154417_000000352035_00154_15739_8129.N1	04-MAR-2005 15:44:17	Bright	35.000	92	53Eps Cyg	2.5000	4500.0	70	15739	No
339	GOM_NL__2PRFIN20050304_154724_000000942035_00154_15739_8130.N1	04-MAR-2005 15:47:24	Twilight	94.000	133	40Zet Her	2.8070	6000.0	188	15739	No
340	GOM_NL__2PRFIN20050304_155130_000000422035_00154_15739_8131.N1	04-MAR-2005 15:51:30	Bright	42.000	168	17Zet Aql	2.9860	11000.	84	15739	No
341	GOM_NL__2PRFIN20050304_155521_000000782035_00154_15739_8132.N1	04-MAR-2005 15:55:21	Straylight	78.000	59	55Alp Oph	2.0800	8900.0	156	15739	No
342	GOM_NL__2PRFIN20050304_155759_000000712035_00154_15739_8133.N1	04-MAR-2005 15:57:59	Dark	70.500	126	60Bet Oph	2.7700	4250.0	141	15739	No
343	GOM_NL__2PRFIN20050304_160125_000000432035_00154_15739_8134.N1	04-MAR-2005 16:01:25	Dark	43.000	155	41Pi Sgr	2.9000	6600.0	86	15739	No
344	GOM_NL__2PRFIN20050304_160317_000000432035_00154_15739_8135.N1	04-MAR-2005 16:03:17	Dark	43.000	57	34Sig Sgr	2.0660	26000.	86	15739	No
345	GOM_NL__2PRFIN20050304_160533_000000482035_00154_15739_8136.N1	04-MAR-2005 16:05:33	Dark	47.500	116	19Del Sgr	2.7000	4100.0	95	15739	No
346	GOM_NL__2PRFIN20050304_160708_000000652035_00154_15739_8137.N1	04-MAR-2005 16:07:08	Dark	64.500	86	35Eta Oph	2.4300	10200.	129	15739	No
347	GOM_NL__2PRFIN20050304_161024_000000552035_00154_15739_8138.N1	04-MAR-2005 16:10:24	Dark	55.000	40	The Sco	1.8590	7100.0	110	15739	No
348	GOM_NL__2PRFIN20050304_161556_000000482035_00155_15740_8273.N1	04-MAR-2005 16:15:56	Dark	48.000	43	Alp TrA	1.9100	4250.0	96	15740	No
349	GOM_NL__2PRFIN20050304_161808_000000382035_00155_15740_8274.N1	04-MAR-2005 16:18:08	Dark	37.500	145	Gam TrA	2.8720	10600.	75	15740	No
350	GOM_NL__2PRFIN20050304_161934_000000522035_00155_15740_8275.N1	04-MAR-2005 16:19:34	Dark	51.500	4	Alp1Cen	-0.010000	5800.0	103	15740	No
351	GOM_NL__2PRFIN20050304_162053_000000432035_00155_15740_8276.N1	04-MAR-2005 16:20:53	Dark	42.500	10	Bet Cen	0.61000	28000.	85	15740	No
352	GOM_NL__2PRFIN20050304_162318_000000482035_00155_15740_8277.N1	04-MAR-2005 16:23:18	Dark	47.500	12	Alp1Cru	0.77500	30000.	95	15740	No
353	GOM_NL__2PRFIN20050304_162459_000000382035_00155_15740_8278.N1	04-MAR-2005 16:24:59	Dark	38.000	124	The Car	2.7640	30000.	76	15740	No
354	GOM_NL__2PRFIN20050304_162715_000000422035_00155_15740_8279.N1	04-MAR-2005 16:27:15	Straylight	42.000	71	lot Car	2.2460	7700.0	84	15740	No
355	GOM_NL__2PRFIN20050304_162845_000000432035_00155_15740_8280.N1	04-MAR-2005 16:28:45	Straylight	42.500	113	Mu Vel	2.6920	5000.0	85	15740	No
356	GOM_NL__2PRFIN20050304_163142_000000452035_00155_15740_8281.N1	04-MAR-2005 16:31:42	Straylight	44.500	65	Lam Vel	2.2040	4400.0	89	15740	No
357	GOM_NL__2PRFIN20050304_163426_000000682035_00155_15740_8282.N1	04-MAR-2005 16:34:26	Straylight	68.000	106	9Bet Crv	2.6480	5600.0	136	15740	No
358	GOM_NL__2PRFIN20050304_163715_000000632035_00155_15740_8283.N1	04-MAR-2005 16:37:15	Straylight	62.500	100	4Gam Crv	2.5800	13100.	125	15740	No
359	GOM_NL__2PRFIN20050304_164109_000000492035_00155_15740_8284.N1	04-MAR-2005 16:41:09	Twilight	48.500	48	30Alp Hya	1.9770	4100.0	97	15740	No
360	GOM_NL__2PRFIN20050304_164706_000000422035_00155_15740_8285.N1	04-MAR-2005 16:47:06	Bright	42.000	22	32Alp Leo	1.3600	15200.	84	15740	No
361	GOM_NL__2PRFIN20050304_164937_000000422035_00155_15740_8286.N1	04-MAR-2005 16:49:37	Bright	42.000	51	41Gam1Leo	2.0100	4500.0	84	15740	No
362	GOM_NL__2PRFIN20050304_165108_000000482035_00155_15740_8287.N1	04-MAR-2005 16:51:08	Bright	48.000	96	68Del Leo	2.5600	9300.0	96	15740	No
363	GOM_NL__2PRFIN20050304_165347_000000402035_00155_15740_8288.N1	04-MAR-2005 16:53:47	Bright	39.500	24	66Alp Gem	1.5800	10200.	79	15740	No
364	GOM_NL__2PRFIN20050304_165815_000000442035_00155_15740_8289.N1	04-MAR-2005 16:58:15	Bright	44.000	174	52Psi UMa	3.0040	4400.0	88	15740	No
365	GOM_NL__2PRFIN20050304_170108_000000402035_00155_15740_8290.N1	04-MAR-2005 17:01:08	Bright	39.500	82	48Bet UMa	2.3650	10600.	79	15740	No
366	GOM_NL__2PRFIN20050304_170231_000000382035_00155_15740_8291.N1	04-MAR-2005 17:02:31	Bright	37.500	36	50Alp UMa	1.8000	6300.0	75	15740	No
367	GOM_NL__2PRFIN20050304_170521_000000462035_00155_15740_8292.N1	04-MAR-2005 17:05:21	Bright	45.500	32	77Eps UMa	1.7630	11000.	91	15740	No
368	GOM_NL__2PRFIN20050304_170653_000000512035_00155_15740_8293.N1	04-MAR-2005 17:06:53	Bright	51.000	55	79Zet UMa	2.0600	10200.	102	15740	No
369	GOM_NL__2PRFIN20050304_170904_000000372035_00155_15740_8294.N1	04-MAR-2005 17:09:04	Bright	37.000	49	1Alp UMi	1.9900	6300.0	74	15740	No
370	GOM_NL__2PRFIN20050304_171419_000000452035_00155_15740_8295.N1	04-MAR-2005 17:14:19	Bright	44.500	119	14Eta Dra	2.7270	4700.0	89	15740	No
371	GOM_NL__2PRFIN20050304_171640_000000342035_00155_15740_8296.N1	04-MAR-2005 17:16:40	Bright	33.500	89	5Alp Cep	2.4510	8000.0	67	15740	No
372	GOM_NL__2PRFIN20050304_171852_000000472035_00155_15740_8297.N1	04-MAR-2005 17:18:52	Bright	47.000	130	23Bet Dra	2.7990	5800.0	94	15740	No
373	GOM_NL__2PRFIN20050304_172145_000000342035_00155_15740_8298.N1	04-MAR-2005 17:21:45	Bright	34.000	19	50Alp Cyg	1.2460	10500.	68	15740	No
374	GOM_NL__2PRFIN20050304_172319_000000352035_00155_15740_8299.N1	04-MAR-2005 17:23:19	Bright	34.500	66	37Gam Cyg	2.2080	5900.0	69	15740	No
375	GOM_NL__2PRFIN20050304_172453_000000352035_00155_15740_8300.N1	04-MAR-2005 17:24:53	Bright	35.000	92	53Eps Cyg	2.5000	4500.0	70	15740	No
376	GOM_NL__2PRFIN20050304_172800_000000992035_00155_15740_8301.N1	04-MAR-2005 17:28:00	Twilight	98.500	133	40Zet Her	2.8070	6000.0	197	15740	No
377	GOM_NL__2PRFIN20050304_173206_000000432035_00155_15740_8302.N1	04-MAR-2005 17:32:06	Bright	42.500	168	17Zet Aql	2.9860	11000.	85	15740	No
378	GOM_NL__2PRFIN20050304_173558_000000772035_00155_15740_8303.N1	04-MAR-2005 17:35:58	Straylight	77.000	59	55Alp Oph	2.0800	8900.0	154	15740	No
379	GOM_NL__2PRFIN20050304_173836_000000732035_00155_15740_8304.N1	04-MAR-2005 17:38:36	Dark	73.000	126	60Bet Oph	2.7700	4250.0	146	15740	No
380	GOM_NL__2PRFIN20050304_174202_000000422035_00155_15740_8305.N1	04-MAR-2005 17:42:02	Dark	42.000	155	41Pi Sgr	2.9000	6600.0	84	15740	No
381	GOM_NL__2PRFIN20050304_174354_000000422035_00155_15740_8306.N1	04-MAR-2005 17:43:54	Dark	42.000	57	34Sig Sgr	2.0660	26000.	84	15740	No
382	GOM_NL__2PRFIN20050304_174610_000000532035_00155_15740_8307.N1	04-MAR-2005 17:46:10	Dark	53.000	116	19Del Sgr	2.7000	4100.0	106	15740	No
383	GOM_NL__2PRFIN20050304_174746_000000662035_00155_15740_8308.N1	04-MAR-2005 17:47:46	Dark	65.500	86	35Eta Oph	2.4300	10200.	131	15740	No
384	GOM_NL__2PRFIN20050304_175008_000000482035_00155_15740_8309.N1	04-MAR-2005 17:50:08	Dark	47.500	25	35Lam Sco	1.6200	28000.	95	15740	No
385	GOM_NL__2PRFIN20050304_175632_000000402035_00156_15741_8273.N1	04-MAR-2005 17:56:32	Dark	40.000	43	Alp TrA	1.9100	4250.0	80	15741	No
386	GOM_NL__2PRFIN20050304_175845_000000382035_00156_15741_8274.N1	04-MAR-2005 17:58:45	Dark	37.500	145	Gam TrA	2.8720	10600.	75	15741	No
387	GOM_NL__2PRFIN20050304_180011_000000572035_00156_15741_8275.N1	04-MAR-2005 18:00:11	Dark	57.000	4	Alp1Cen	-0.010000	5800.0	114	15741	No
388	GOM_NL__2PRFIN20050304_180130_000000422035_00156_15741_8276.N1	04-MAR-2005 18:01:30	Dark	42.000	10	Bet Cen	0.61000	28000.	84	15741	No
389	GOM_NL__2PRFIN20050304_180355_000000392035_00156_15741_8277.N1	04-MAR-2005 18:03:55	Dark	38.500	12	Alp1Cru	0.77500	30000.	77	15741	No
390	GOM_NL__2PRFIN20050304_180535_000000372035_00156_15741_8278.N1	04-MAR-2005 18:05:35	Dark	36.500	124	The Car	2.7640	30000.	73	15741	No
391	GOM_NL__2PRFIN20050304_180752_000000422035_00156_15741_8279.N1	04-MAR-2005 18:07:52	Straylight	41.500	71	lot Car	2.2460	7700.0	83	15741	No
392	GOM_NL__2PRFIN20050304_180922_000000402035_00156_15741_8280.N1	04-MAR-2005 18:09:22	Straylight	39.500	113	Mu Vel	2.6920	5000.0	79	15741	No
393	GOM_NL__2PRFIN20050304_181218_000000432035_00156_15741_8281.N1	04-MAR-2005 18:12:18	Straylight	42.500	65	Lam Vel	2.2040	4400.0	85	15741	No
394	GOM_NL__2PRFIN20050304_181502_000000692035_00156_15741_8282.N1	04-MAR-2005 18:15:02	Straylight	68.500	106	9Bet Crv	2.6480	5600.0	137	15741	No
395	GOM_NL__2PRFIN20050304_181751_000000652035_00156_15741_8283.N1	04-MAR-2005 18:17:51	Straylight	65.000	100	4Gam Crv	2.5800	13100.	130	15741	No
396	GOM_NL__2PRFIN20050304_182145_000000472035_00156_15741_8284.N1	04-MAR-2005 18:21:45	Twilight	47.000	48	30Alp Hya	1.9770	4100.0	94	15741	No

397	GOM_NL__2PRFIN20050304_182742_000000422035_00156_15741_8285.N1	04-MAR-2005 18:27:42	Bright	41.500	22	32Alp Leo	1.3600	15200.	83	15741	No
398	GOM_NL__2PRFIN20050304_183013_000000432035_00156_15741_8286.N1	04-MAR-2005 18:30:13	Bright	43.000	51	41Gam1Leo	2.0100	4500.0	86	15741	No
399	GOM_NL__2PRFIN20050304_183143_000000472035_00156_15741_8287.N1	04-MAR-2005 18:31:43	Bright	47.000	96	68Del Leo	2.5600	9300.0	94	15741	No
400	GOM_NL__2PRFIN20050304_183423_000000382035_00156_15741_8288.N1	04-MAR-2005 18:34:23	Bright	37.500	24	66Alp Gem	1.5800	10200.	75	15741	No
401	GOM_NL__2PRFIN20050304_183850_000000432035_00156_15741_8289.N1	04-MAR-2005 18:38:50	Bright	42.500	174	52Psi UMa	3.0040	4400.0	85	15741	No
402	GOM_NL__2PRFIN20050304_184143_000000412035_00156_15741_8290.N1	04-MAR-2005 18:41:43	Bright	41.000	82	48Bet UMa	2.3650	10600.	82	15741	No
403	GOM_NL__2PRFIN20050304_184306_000000412035_00156_15741_8291.N1	04-MAR-2005 18:43:06	Bright	41.000	36	50Alp UMa	1.8000	6300.0	82	15741	No
404	GOM_NL__2PRFIN20050304_184556_000000462035_00156_15741_8292.N1	04-MAR-2005 18:45:56	Bright	45.500	32	77Eps UMa	1.7630	11000.	91	15741	No
405	GOM_NL__2PRFIN20050304_184728_000000512035_00156_15741_8293.N1	04-MAR-2005 18:47:28	Bright	50.500	55	79Zet UMa	2.0600	10200.	101	15741	No
406	GOM_NL__2PRFIN20050304_184940_000000372035_00156_15741_8294.N1	04-MAR-2005 18:49:40	Bright	36.500	49	1Alp UMi	1.9900	6300.0	73	15741	No
407	GOM_NL__2PRFIN20050304_185454_000000442035_00156_15741_8295.N1	04-MAR-2005 18:54:54	Bright	44.000	119	14Eta Dra	2.7270	4700.0	88	15741	No
408	GOM_NL__2PRFIN20050304_185716_000000342035_00156_15741_8296.N1	04-MAR-2005 18:57:16	Bright	33.500	89	5Alp Cep	2.4510	8000.0	67	15741	No
409	GOM_NL__2PRFIN20050304_185928_000000472035_00156_15741_8297.N1	04-MAR-2005 18:59:28	Bright	47.000	130	23Bet Dra	2.7990	5800.0	94	15741	No
410	GOM_NL__2PRFIN20050304_190222_000000362035_00156_15741_8298.N1	04-MAR-2005 19:02:22	Bright	36.000	19	50Alp Cyg	1.2460	10500.	72	15741	No
411	GOM_NL__2PRFIN20050304_190355_000000372035_00156_15741_8299.N1	04-MAR-2005 19:03:55	Bright	36.500	66	37Gam Cyg	2.2080	5900.0	73	15741	No
412	GOM_NL__2PRFIN20050304_190530_000000362035_00156_15741_8300.N1	04-MAR-2005 19:05:30	Bright	35.500	92	53Eps Cyg	2.5000	4500.0	71	15741	No
413	GOM_NL__2PRFIN20050304_190836_000000942035_00156_15741_8301.N1	04-MAR-2005 19:08:36	Tw_i_and_stray	93.500	133	40Zet Her	2.8070	6000.0	187	15741	No
414	GOM_NL__2PRFIN20050304_191242_000000432035_00156_15741_8302.N1	04-MAR-2005 19:12:42	Bright	43.000	168	17Zet Aql	2.9860	11000.	86	15741	No
415	GOM_NL__2PRFIN20050304_191636_000000742035_00156_15741_8303.N1	04-MAR-2005 19:16:36	Straylight	73.500	59	55Alp Oph	2.0800	8900.0	147	15741	No
416	GOM_NL__2PRFIN20050304_191913_000000702035_00156_15741_8304.N1	04-MAR-2005 19:19:13	Dark	70.000	126	60Bet Oph	2.7700	4250.0	140	15741	No
417	GOM_NL__2PRFIN20050304_192238_000000442035_00156_15741_8305.N1	04-MAR-2005 19:22:38	Dark	43.500	155	41Pi Sgr	2.9000	6600.0	87	15741	No
418	GOM_NL__2PRFIN20050304_192430_000000432035_00156_15741_8306.N1	04-MAR-2005 19:24:30	Dark	43.000	57	34Sig Sgr	2.0660	26000.	86	15741	No
419	GOM_NL__2PRFIN20050304_192647_000000502035_00156_15741_8307.N1	04-MAR-2005 19:26:47	Dark	50.000	116	19Del Sgr	2.7000	4100.0	100	15741	No
420	GOM_NL__2PRFIN20050304_192823_000000672035_00156_15741_8308.N1	04-MAR-2005 19:28:23	Dark	67.000	86	35Eta Oph	2.4300	10200.	134	15741	No
421	GOM_NL__2PRFIN20050304_193045_000000462035_00156_15741_8309.N1	04-MAR-2005 19:30:45	Dark	45.500	25	35Lam Sco	1.6200	28000.	91	15741	No
422	GOM_NL__2PRFIN20050304_193708_000000412035_00157_15742_8273.N1	04-MAR-2005 19:37:08	Dark	41.000	43	Alp TrA	1.9100	4250.0	82	15742	No
423	GOM_NL__2PRFIN20050304_193921_000000372035_00157_15742_8274.N1	04-MAR-2005 19:39:21	Dark	37.000	145	Gam TrA	2.8720	10600.	74	15742	No
424	GOM_NL__2PRFIN20050304_194048_000000452035_00157_15742_8275.N1	04-MAR-2005 19:40:48	Dark	44.500	4	Alp1Cen	-0.010000	5800.0	89	15742	No
425	GOM_NL__2PRFIN20050304_194206_000000422035_00157_15742_8276.N1	04-MAR-2005 19:42:06	Dark	41.500	10	Bet Cen	0.61000	28000.	83	15742	No
426	GOM_NL__2PRFIN20050304_194431_000000472035_00157_15742_8277.N1	04-MAR-2005 19:44:31	Dark	46.500	12	Alp1Cru	0.77500	30000.	93	15742	No
427	GOM_NL__2PRFIN20050304_194611_000000382035_00157_15742_8278.N1	04-MAR-2005 19:46:11	Dark	37.500	124	The Car	2.7640	30000.	75	15742	No
428	GOM_NL__2PRFIN20050304_194828_000000392035_00157_15742_8279.N1	04-MAR-2005 19:48:28	Straylight	38.500	71	Iot Car	2.2460	7700.0	77	15742	No
429	GOM_NL__2PRFIN20050304_194958_000000402035_00157_15742_8280.N1	04-MAR-2005 19:49:58	Straylight	40.000	113	Mu Vel	2.6920	5000.0	80	15742	No
430	GOM_NL__2PRFIN20050304_195254_000000442035_00157_15742_8281.N1	04-MAR-2005 19:52:54	Straylight	43.500	65	Lam Vel	2.2040	4400.0	87	15742	No
431	GOM_NL__2PRFIN20050304_195538_000000672035_00157_15742_8282.N1	04-MAR-2005 19:55:38	Straylight	67.000	106	9Bet Crv	2.6480	5600.0	134	15742	No
432	GOM_NL__2PRFIN20050304_195827_000000662035_00157_15742_8283.N1	04-MAR-2005 19:58:27	Straylight	65.500	100	4Gam Crv	2.5800	13100.	131	15742	No
433	GOM_NL__2PRFIN20050304_200221_000000442035_00157_15742_8284.N1	04-MAR-2005 20:02:21	Tw_i_and_stray	44.000	48	30Alp Hya	1.9770	4100.0	88	15742	No
434	GOM_NL__2PRFIN20050304_200818_000000412035_00157_15742_8285.N1	04-MAR-2005 20:08:18	Bright	41.000	22	32Alp Leo	1.3600	15200.	82	15742	No
435	GOM_NL__2PRFIN20050304_201048_000000422035_00157_15742_8286.N1	04-MAR-2005 20:10:48	Bright	42.000	51	41Gam1Leo	2.0100	4500.0	84	15742	No
436	GOM_NL__2PRFIN20050304_201219_000000482035_00157_15742_8287.N1	04-MAR-2005 20:12:19	Bright	48.000	96	68Del Leo	2.5600	9300.0	96	15742	No
437	GOM_NL__2PRFIN20050304_201500_000000372035_00157_15742_8288.N1	04-MAR-2005 20:15:00	Bright	37.000	24	66Alp Gem	1.5800	10200.	74	15742	No
438	GOM_NL__2PRFIN20050304_201925_000000442035_00157_15742_8289.N1	04-MAR-2005 20:19:25	Bright	43.500	174	52Psi UMa	3.0040	4400.0	87	15742	No
439	GOM_NL__2PRFIN20050304_202219_000000402035_00157_15742_8290.N1	04-MAR-2005 20:22:19	Bright	40.000	82	48Bet UMa	2.3650	10600.	80	15742	No
440	GOM_NL__2PRFIN20050304_202342_000000582035_00157_15742_8291.N1	04-MAR-2005 20:23:42	Bright	58.000	36	50Alp UMa	1.8000	6300.0	116	15742	No
441	GOM_NL__2PRFIN20050304_202631_000000492035_00157_15742_8292.N1	04-MAR-2005 20:26:31	Bright	49.000	32	77Eps UMa	1.7630	11000.	98	15742	No
442	GOM_NL__2PRFIN20050304_202803_000000522035_00157_15742_8293.N1	04-MAR-2005 20:28:03	Bright	51.500	55	79Zet UMa	2.0600	10200.	103	15742	No
443	GOM_NL__2PRFIN20050304_203016_000000372035_00157_15742_8294.N1	04-MAR-2005 20:30:16	Bright	36.500	49	1Alp UMi	1.9900	6300.0	73	15742	No
444	GOM_NL__2PRFIN20050304_203530_000000442035_00157_15742_8295.N1	04-MAR-2005 20:35:30	Bright	44.000	119	14Eta Dra	2.7270	4700.0	88	15742	No
445	GOM_NL__2PRFIN20050304_203752_000000352035_00157_15742_8296.N1	04-MAR-2005 20:37:52	Bright	34.500	89	5Alp Cep	2.4510	8000.0	69	15742	No
446	GOM_NL__2PRFIN20050304_204003_000000482035_00157_15742_8297.N1	04-MAR-2005 20:40:03	Bright	47.500	130	23Bet Dra	2.7990	5800.0	95	15742	No
447	GOM_NL__2PRFIN20050304_204258_000000372035_00157_15742_8298.N1	04-MAR-2005 20:42:58	Bright	36.500	19	50Alp Cyg	1.2460	10500.	73	15742	No
448	GOM_NL__2PRFIN20050304_204431_000000342035_00157_15742_8299.N1	04-MAR-2005 20:44:31	Bright	34.000	66	37Gam Cyg	2.2080	5900.0	68	15742	No
449	GOM_NL__2PRFIN20050304_204606_000000352035_00157_15742_8300.N1	04-MAR-2005 20:46:06	Bright	34.500	92	53Eps Cyg	2.5000	4500.0	69	15742	No
450	GOM_NL__2PRFIN20050304_204912_000000962035_00157_15742_8301.N1	04-MAR-2005 20:49:12	Tw_i_and_stray	96.000	133	40Zet Her	2.8070	6000.0	192	15742	No
451	GOM_NL__2PRFIN20050304_205318_000000412035_00157_15742_8302.N1	04-MAR-2005 20:53:18	Bright	40.500	168	17Zet Aql	2.9860	11000.	81	15742	No
452	GOM_NL__2PRFIN20050304_205712_000000762035_00157_15742_8303.N1	04-MAR-2005 20:57:12	Straylight	75.500	59	55Alp Oph	2.0800	8900.0	151	15742	No
453	GOM_NL__2PRFIN20050304_205950_000000702035_00157_15742_8304.N1	04-MAR-2005 20:59:50	Dark	70.000	126	60Bet Oph	2.7700	4250.0	140	15742	No
454	GOM_NL__2PRFIN20050304_210314_000000452035_00157_15742_8305.N1	04-MAR-2005 21:03:14	Dark	45.000	155	41Pi Sgr	2.9000	6600.0	90	15742	No
455	GOM_NL__2PRFIN20050304_210507_000000472035_00157_15742_8306.N1	04-MAR-2005 21:05:07	Dark	46.500	57	34Sig Sgr	2.0660	26000.	93	15742	No

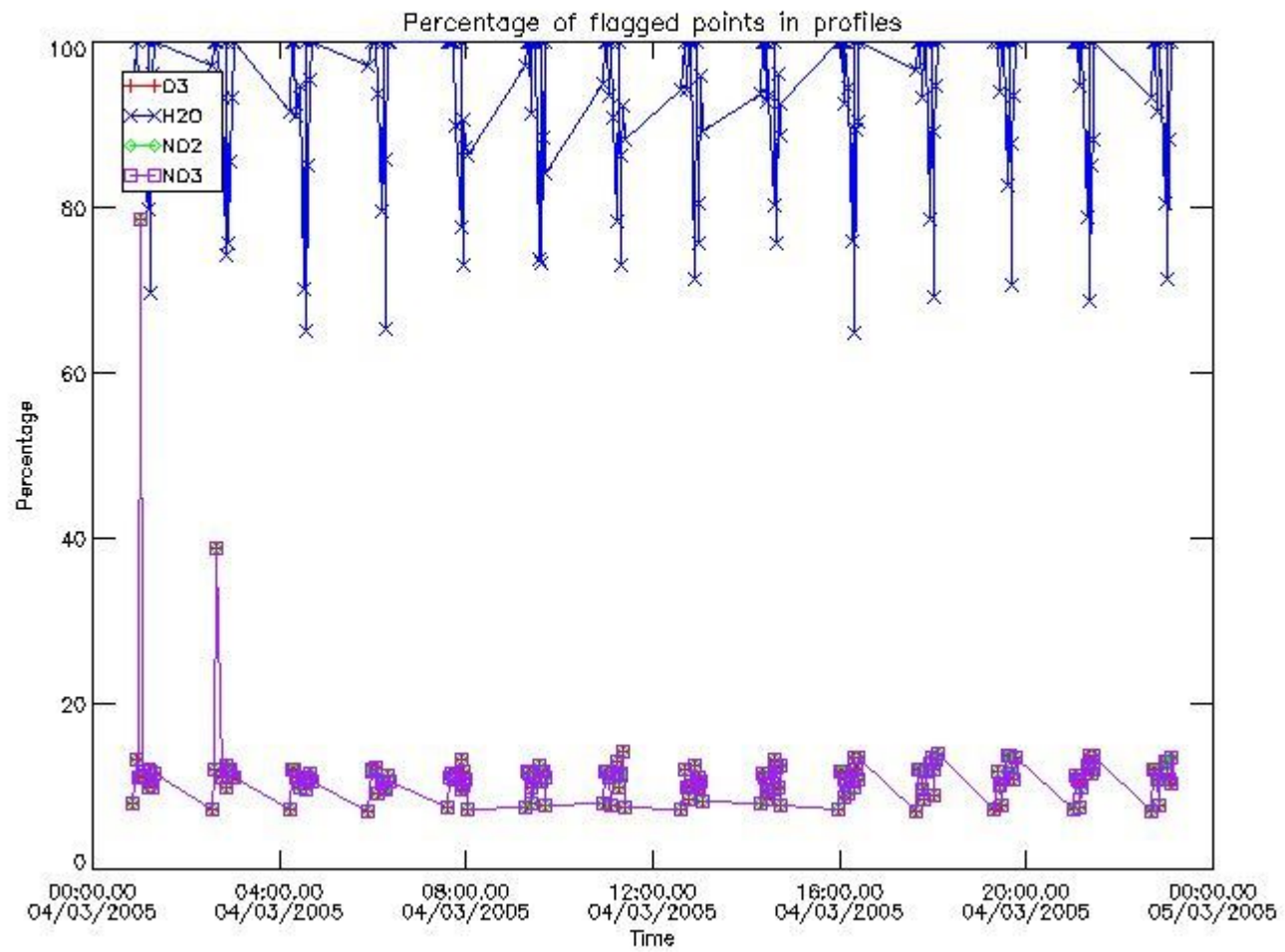
456	GOM_NL__2PRFIN20050304_210723_000000482035_00157_15742_8307.N1	04-MAR-2005 21:07:23	Dark	48.000	116	19Del Sgr	2.7000	4100.0	96	15742	No
457	GOM_NL__2PRFIN20050304_210901_000000682035_00157_15742_8308.N1	04-MAR-2005 21:09:01	Dark	67.500	86	35Eta Oph	2.4300	10200.	135	15742	No
458	GOM_NL__2PRFIN20050304_211122_000000512035_00157_15742_8309.N1	04-MAR-2005 21:11:22	Dark	51.000	25	35Lam Sco	1.6200	28000.	102	15742	No
459	GOM_NL__2PRFIN20050304_211745_000000412035_00158_15743_8273.N1	04-MAR-2005 21:17:45	Dark	40.500	43	Alp TrA	1.9100	4250.0	81	15743	No
460	GOM_NL__2PRFIN20050304_211957_000000372035_00158_15743_8274.N1	04-MAR-2005 21:19:57	Dark	37.000	145	Gam TrA	2.8720	10600.	74	15743	No
461	GOM_NL__2PRFIN20050304_212124_000000442035_00158_15743_8275.N1	04-MAR-2005 21:21:24	Dark	43.500	4	Alp1Cen	-0.010000	5800.0	87	15743	No
462	GOM_NL__2PRFIN20050304_212242_000000442035_00158_15743_8276.N1	04-MAR-2005 21:22:42	Dark	44.000	10	Bet Cen	0.61000	28000.	88	15743	No
463	GOM_NL__2PRFIN20050304_212507_000000432035_00158_15743_8277.N1	04-MAR-2005 21:25:07	Dark	42.500	12	Alp1Cru	0.77500	30000.	85	15743	No
464	GOM_NL__2PRFIN20050304_212647_000000372035_00158_15743_8278.N1	04-MAR-2005 21:26:47	Dark	37.000	124	The Car	2.7640	30000.	74	15743	No
465	GOM_NL__2PRFIN20050304_212903_000000382035_00158_15743_8279.N1	04-MAR-2005 21:29:03	Straylight	38.000	71	lot Car	2.2460	7700.0	76	15743	No
466	GOM_NL__2PRFIN20050304_213034_000000462035_00158_15743_8280.N1	04-MAR-2005 21:30:34	Straylight	45.500	113	Mu Vel	2.6920	5000.0	91	15743	No
467	GOM_NL__2PRFIN20050304_213330_000000492035_00158_15743_8281.N1	04-MAR-2005 21:33:30	Straylight	48.500	65	Lam Vel	2.2040	4400.0	97	15743	No
468	GOM_NL__2PRFIN20050304_213615_000000662035_00158_15743_8282.N1	04-MAR-2005 21:36:15	Straylight	66.000	106	9Bet Crv	2.6480	5600.0	132	15743	No
469	GOM_NL__2PRFIN20050304_213903_000000622035_00158_15743_8283.N1	04-MAR-2005 21:39:03	Straylight	62.000	100	4Gam Crv	2.5800	13100.	124	15743	No
470	GOM_NL__2PRFIN20050304_214257_000000432035_00158_15743_8284.N1	04-MAR-2005 21:42:57	Tw_i_and_stray	43.000	48	30Alp Hya	1.9770	4100.0	86	15743	No
471	GOM_NL__2PRFIN20050304_214854_000000392035_00158_15743_8285.N1	04-MAR-2005 21:48:54	Bright	39.000	22	32Alp Leo	1.3600	15200.	78	15743	No
472	GOM_NL__2PRFIN20050304_215124_000000422035_00158_15743_8286.N1	04-MAR-2005 21:51:24	Bright	42.000	51	41Gam1Leo	2.0100	4500.0	84	15743	No
473	GOM_NL__2PRFIN20050304_215254_000000472035_00158_15743_8287.N1	04-MAR-2005 21:52:54	Bright	46.500	96	68Del Leo	2.5600	9300.0	93	15743	No
474	GOM_NL__2PRFIN20050304_215536_000000392035_00158_15743_8288.N1	04-MAR-2005 21:55:36	Bright	39.000	24	66Alp Gem	1.5800	10200.	78	15743	No
475	GOM_NL__2PRFIN20050304_220001_000000422035_00158_15743_8289.N1	04-MAR-2005 22:00:01	Bright	42.000	174	52Psi UMa	3.0040	4400.0	84	15743	No
476	GOM_NL__2PRFIN20050304_220255_000000412035_00158_15743_8290.N1	04-MAR-2005 22:02:55	Bright	40.500	82	48Bet UMa	2.3650	10600.	81	15743	No
477	GOM_NL__2PRFIN20050304_220418_000000412035_00158_15743_8291.N1	04-MAR-2005 22:04:18	Bright	40.500	36	50Alp UMa	1.8000	6300.0	81	15743	No
478	GOM_NL__2PRFIN20050304_220706_000000482035_00158_15743_8292.N1	04-MAR-2005 22:07:06	Bright	48.000	32	77Eps UMa	1.7630	11000.	96	15743	No
479	GOM_NL__2PRFIN20050304_220838_000000502035_00158_15743_8293.N1	04-MAR-2005 22:08:38	Bright	49.500	55	79Zet UMa	2.0600	10200.	99	15743	No
480	GOM_NL__2PRFIN20050304_221052_000000372035_00158_15743_8294.N1	04-MAR-2005 22:10:52	Bright	37.000	49	1Alp UMi	1.9900	6300.0	74	15743	No
481	GOM_NL__2PRFIN20050304_221605_000000472035_00158_15743_8295.N1	04-MAR-2005 22:16:05	Bright	47.000	119	14Eta Dra	2.7270	4700.0	94	15743	No
482	GOM_NL__2PRFIN20050304_221828_000000372035_00158_15743_8296.N1	04-MAR-2005 22:18:28	Bright	37.000	89	5Alp Cep	2.4510	8000.0	74	15743	No
483	GOM_NL__2PRFIN20050304_222039_000000482035_00158_15743_8297.N1	04-MAR-2005 22:20:39	Bright	48.000	130	23Bet Dra	2.7990	5800.0	96	15743	No
484	GOM_NL__2PRFIN20050304_222333_000000352035_00158_15743_8298.N1	04-MAR-2005 22:23:33	Bright	34.500	19	50Alp Cyg	1.2460	10500.	69	15743	No
485	GOM_NL__2PRFIN20050304_222507_000000362035_00158_15743_8299.N1	04-MAR-2005 22:25:07	Bright	36.000	66	37Gam Cyg	2.2080	5900.0	72	15743	No
486	GOM_NL__2PRFIN20050304_222642_000000352035_00158_15743_8300.N1	04-MAR-2005 22:26:42	Bright	35.000	92	53Eps Cyg	2.5000	4500.0	70	15743	No
487	GOM_NL__2PRFIN20050304_222948_000001002035_00158_15743_8301.N1	04-MAR-2005 22:29:48	Tw_i_and_stray	100.00	133	40Zet Her	2.8070	6000.0	200	15743	No
488	GOM_NL__2PRFIN20050304_223355_000000452035_00158_15743_8302.N1	04-MAR-2005 22:33:55	Bright	44.500	168	17Zet Aql	2.9860	11000.	89	15743	No
489	GOM_NL__2PRFIN20050304_223749_000000802035_00158_15743_8303.N1	04-MAR-2005 22:37:49	Straylight	79.500	59	55Alp Oph	2.0800	8900.0	159	15743	No
490	GOM_NL__2PRFIN20050304_224027_000000742035_00158_15743_8304.N1	04-MAR-2005 22:40:27	Dark	73.500	126	60Bet Oph	2.7700	4250.0	147	15743	No
491	GOM_NL__2PRFIN20050304_224351_000000432035_00158_15743_8305.N1	04-MAR-2005 22:43:51	Dark	42.500	155	41Pi Sgr	2.9000	6600.0	85	15743	No
492	GOM_NL__2PRFIN20050304_224543_000000422035_00158_15743_8306.N1	04-MAR-2005 22:45:43	Dark	42.000	57	34Sig Sgr	2.0660	26000.	84	15743	No
493	GOM_NL__2PRFIN20050304_224800_000000482035_00158_15743_8307.N1	04-MAR-2005 22:48:00	Dark	47.500	116	19Del Sgr	2.7000	4100.0	95	15743	No
494	GOM_NL__2PRFIN20050304_224938_000000662035_00158_15743_8308.N1	04-MAR-2005 22:49:38	Dark	66.000	86	35Eta Oph	2.4300	10200.	132	15743	No
495	GOM_NL__2PRFIN20050304_225159_000000472035_00158_15743_8309.N1	04-MAR-2005 22:51:59	Dark	46.500	25	35Lam Sco	1.6200	28000.	93	15743	No
496	GOM_NL__2PRFIN20050304_225821_000000392035_00159_15744_8273.N1	04-MAR-2005 22:58:21	Dark	39.000	43	Alp TrA	1.9100	4250.0	78	15744	No
497	GOM_NL__2PRFIN20050304_230033_000000392035_00159_15744_8274.N1	04-MAR-2005 23:00:33	Dark	39.000	145	Gam TrA	2.8720	10600.	78	15744	No
498	GOM_NL__2PRFIN20050304_230201_000000442035_00159_15744_8275.N1	04-MAR-2005 23:02:01	Dark	44.000	4	Alp1Cen	-0.010000	5800.0	88	15744	No
499	GOM_NL__2PRFIN20050304_230319_000000472035_00159_15744_8276.N1	04-MAR-2005 23:03:19	Dark	47.000	10	Bet Cen	0.61000	28000.	94	15744	No
500	GOM_NL__2PRFIN20050304_230543_000000492035_00159_15744_8277.N1	04-MAR-2005 23:05:43	Dark	49.000	12	Alp1Cru	0.77500	30000.	98	15744	No
501	GOM_NL__2PRFIN20050304_230723_000000382035_00159_15744_8278.N1	04-MAR-2005 23:07:23	Dark	38.000	124	The Car	2.7640	30000.	76	15744	No
502	GOM_NL__2PRFIN20050304_230939_000000402035_00159_15744_8279.N1	04-MAR-2005 23:09:39	Straylight	39.500	71	lot Car	2.2460	7700.0	79	15744	No
503	GOM_NL__2PRFIN20050304_231110_000000432035_00159_15744_8280.N1	04-MAR-2005 23:11:10	Straylight	42.500	113	Mu Vel	2.6920	5000.0	85	15744	No
504	GOM_NL__2PRFIN20050304_231406_000000422035_00159_15744_8281.N1	04-MAR-2005 23:14:06	Straylight	41.500	65	Lam Vel	2.2040	4400.0	83	15744	No
505	GOM_NL__2PRFIN20050304_231651_000000602035_00159_15744_8282.N1	04-MAR-2005 23:16:51	Straylight	59.500	106	9Bet Crv	2.6480	5600.0	119	15744	No
506	GOM_NL__2PRFIN20050304_231939_000000622035_00159_15744_8283.N1	04-MAR-2005 23:19:39	Straylight	62.000	100	4Gam Crv	2.5800	13100.	124	15744	No
507	GOM_NL__2PRFIN20050304_232333_000000462035_00159_15744_8284.N1	04-MAR-2005 23:23:33	Tw_i_and_stray	45.500	48	30Alp Hya	1.9770	4100.0	91	15744	No
508	GOM_NL__2PRFIN20050304_232929_000000422035_00159_15744_8285.N1	04-MAR-2005 23:29:29	Bright	42.000	22	32Alp Leo	1.3600	15200.	84	15744	No
509	GOM_NL__2PRFIN20050304_233200_000000422035_00159_15744_8286.N1	04-MAR-2005 23:32:00	Bright	42.000	51	41Gam1Leo	2.0100	4500.0	84	15744	No
510	GOM_NL__2PRFIN20050304_233329_000000472035_00159_15744_8287.N1	04-MAR-2005 23:33:29	Bright	46.500	96	68Del Leo	2.5600	9300.0	93	15744	No
511	GOM_NL__2PRFIN20050304_233612_000000402035_00159_15744_8288.N1	04-MAR-2005 23:36:12	Bright	40.000	24	66Alp Gem	1.5800	10200.	80	15744	No
512	GOM_NL__2PRFIN20050304_234036_000000442035_00159_15744_8289.N1	04-MAR-2005 23:40:36	Bright	43.500	174	52Psi UMa	3.0040	4400.0	87	15744	No
513	GOM_NL__2PRFIN20050304_234330_000000402035_00159_15744_8290.N1	04-MAR-2005 23:43:30	Bright	39.500	82	48Bet UMa	2.3650	10600.	79	15744	No
514	GOM_NL__2PRFIN20050304_234453_000000402035_00159_15744_8291.N1	04-MAR-2005 23:44:53	Bright	40.000	36	50Alp UMa	1.8000	6300.0	80	15744	No

515	GOM_NL__2PRFIN20050304_234741_000000492035_00159_15744_8292.N1	04-MAR-2005 23:47:41	Bright	49.000	32	77Eps UMa	1.7630	11000.	98	15744	No
516	GOM_NL__2PRFIN20050304_234913_000000522035_00159_15744_8293.N1	04-MAR-2005 23:49:13	Bright	52.000	55	79Zet UMa	2.0600	10200.	104	15744	No
517	GOM_NL__2PRFIN20050304_235127_000000362035_00159_15744_8294.N1	04-MAR-2005 23:51:27	Bright	35.500	49	1Alp UMi	1.9900	6300.0	71	15744	No
518	GOM_NL__2PRFIN20050304_235641_000000462035_00159_15744_8295.N1	04-MAR-2005 23:56:41	Bright	46.000	119	14Eta Dra	2.7270	4700.0	92	15744	No
519	GOM_NL__2PRFIN20050304_235904_000000342035_00159_15744_8296.N1	04-MAR-2005 23:59:04	Bright	34.000	89	5Alp Cep	2.4510	8000.0	68	15744	No

3. Quality information per product

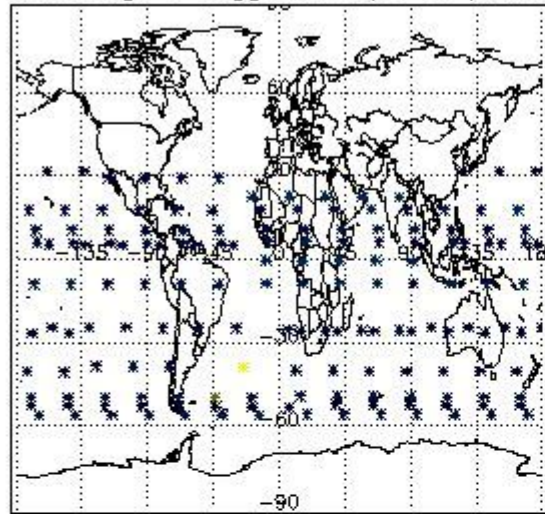
In this section it is plotted some information contained in the Quality Summary data set of the level 2 products. Only products in dark limb conditions and without errors (error flag in the MPH set to "0") are used.

3.1 Plot quality information per product (time dependant)

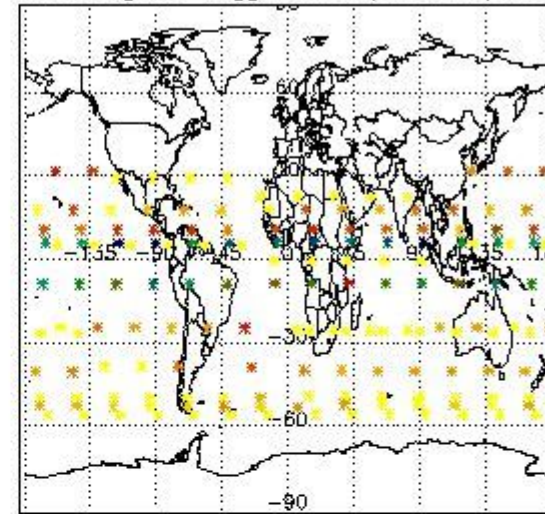


3.2 Plot quality information per product (world map)


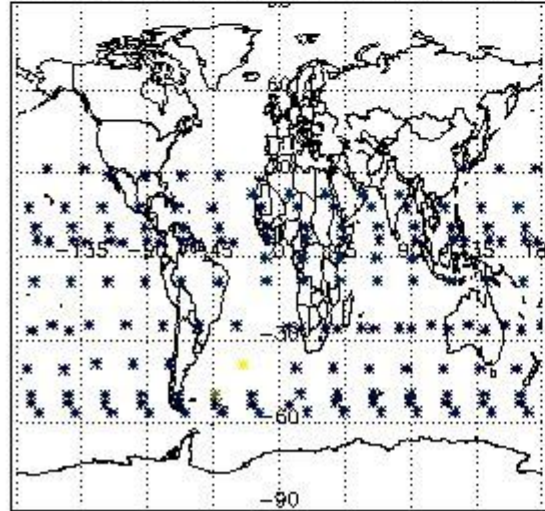
Percentage of flagged data per O3 profile



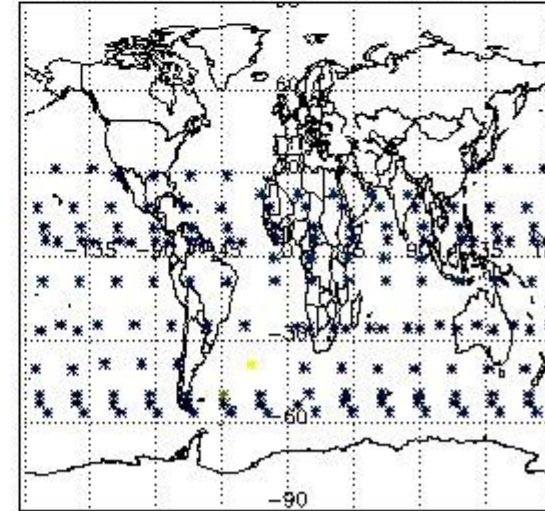
Percentage of flagged data per H2O profile



Percentage of flagged data per NO2 profile



Percentage of flagged data per NO3 profile

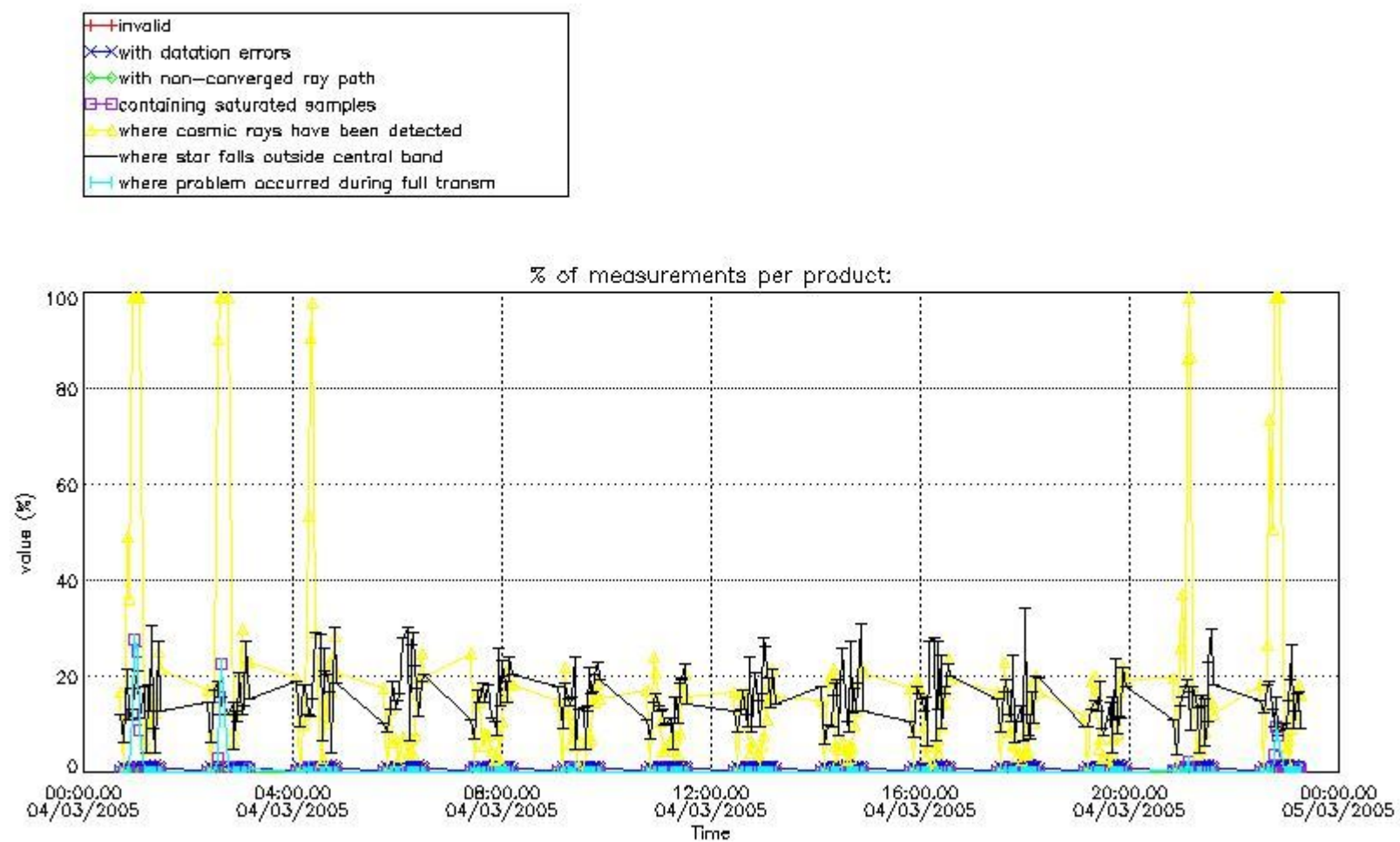


4. Level 1 quality information per product

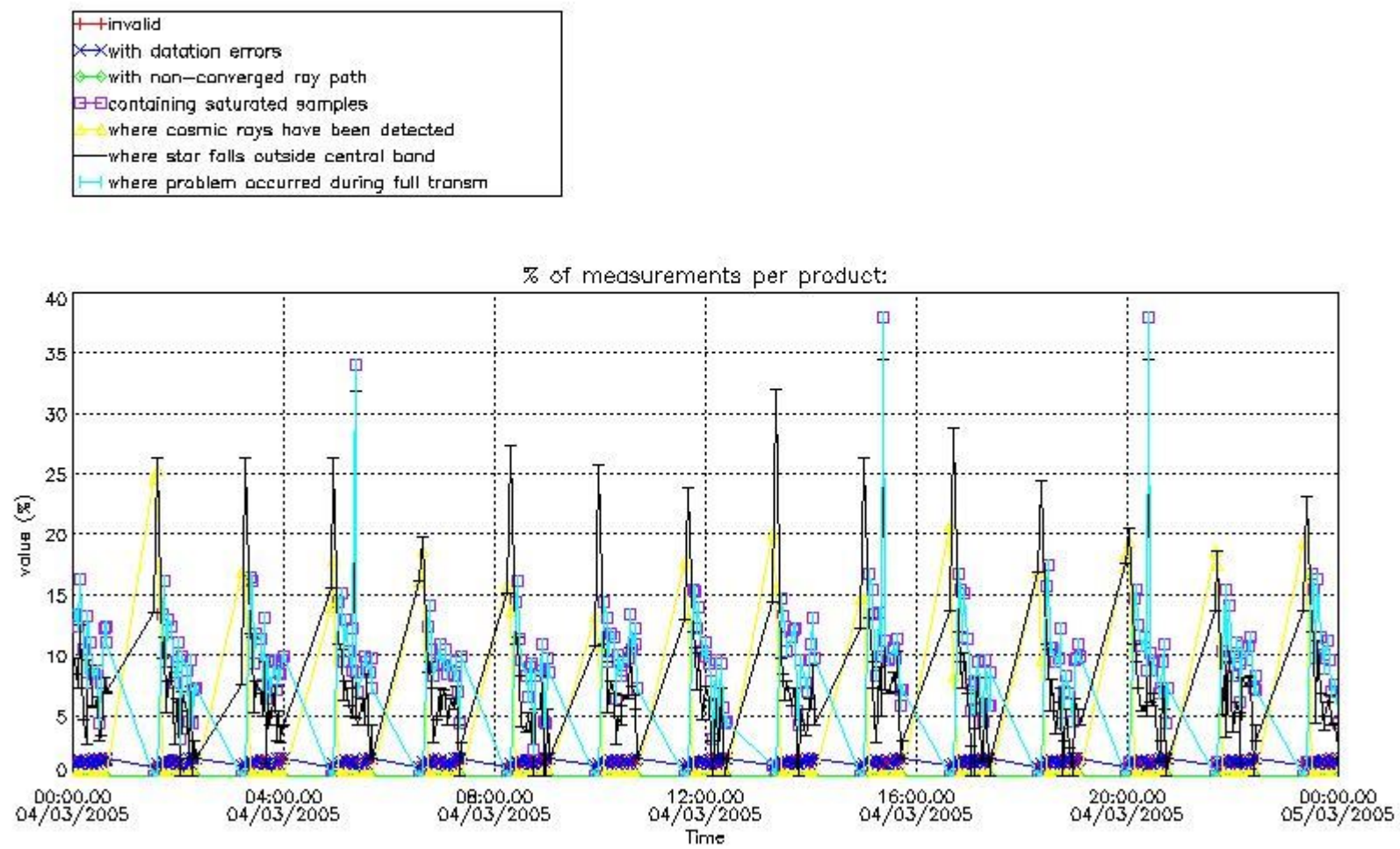
In this section it is plotted some information contained in the Quality Summary data set of the level 2 products that comes from the level 1b processing. Products without errors (error flag in the MPH set to "0") are used.

4.1 Plot quality information per product (time dependant) coming from level 1b processing

4.1.1 Plot level 1 quality information per product (time dependant): ENVISAT ASCENDING passes



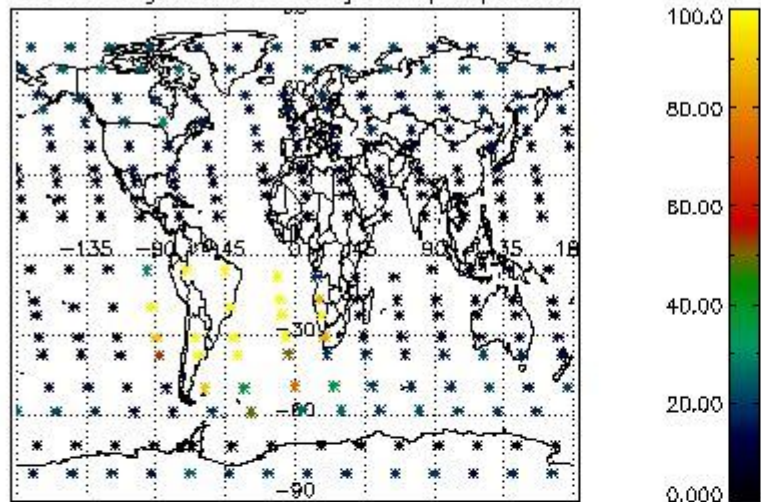
4.1.2 Plot level 1 quality information per product (time dependant): ENVI SAT DESCENDING passes



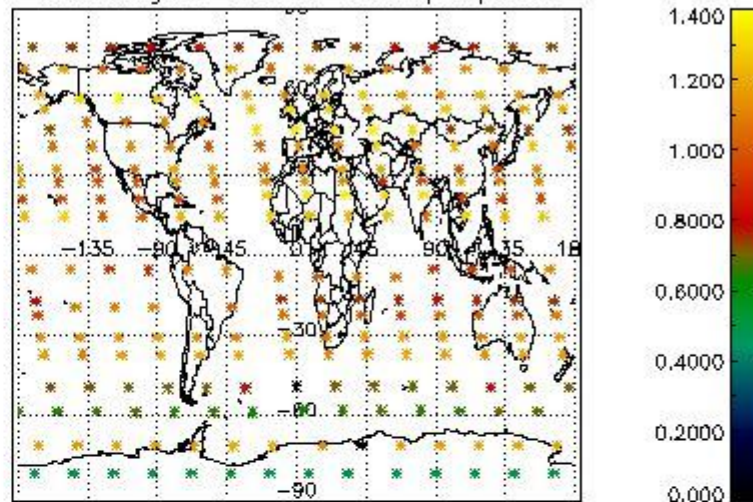
4.2 Plot quality information per product coming from level 1b processing (world map)

4.2.1 Plot level 1 quality information per product (world map): ENVISAT ASCENDING passes

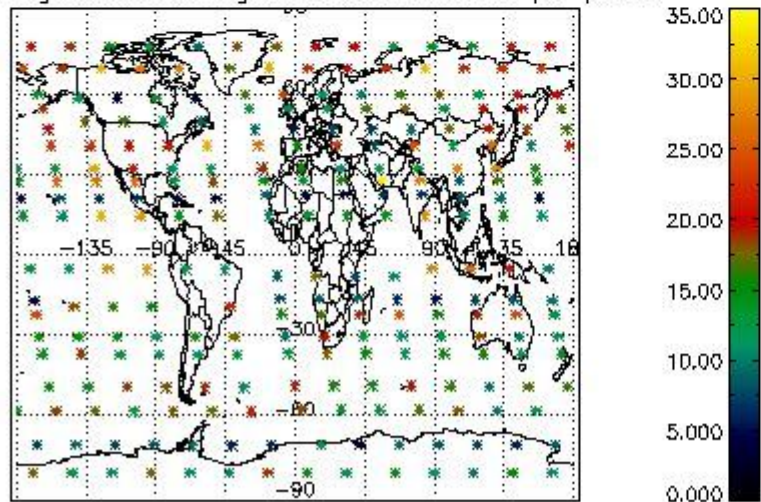
Percentage of cosmic ray hits per profile



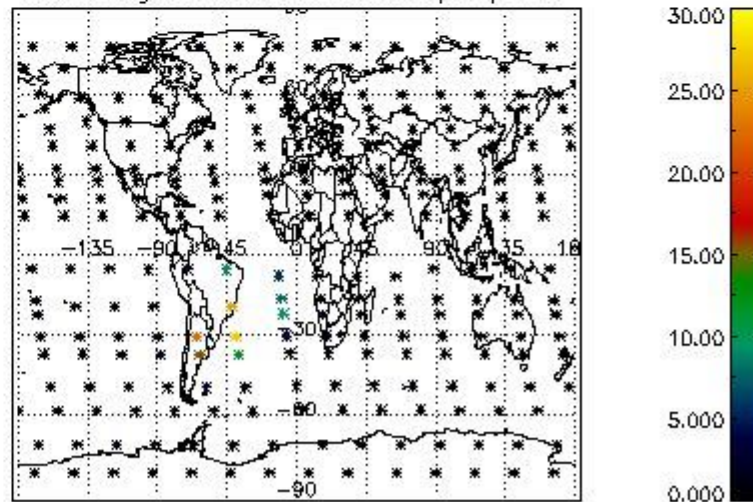
Percentage of datation errors per profile



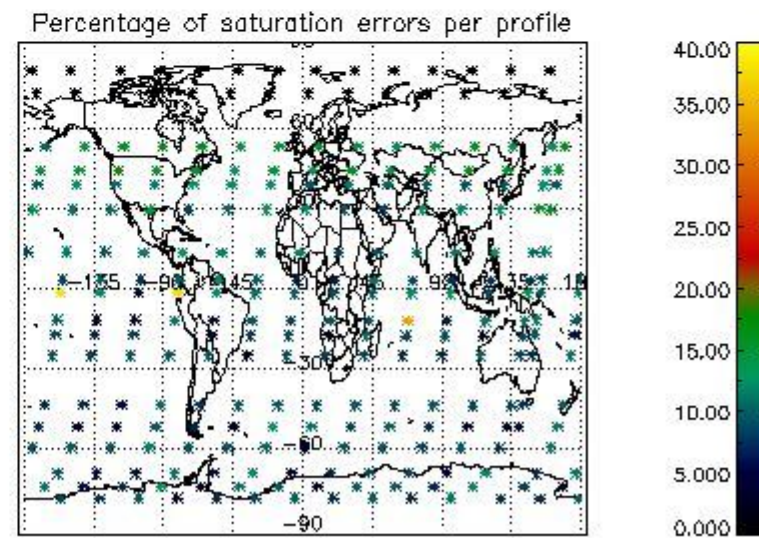
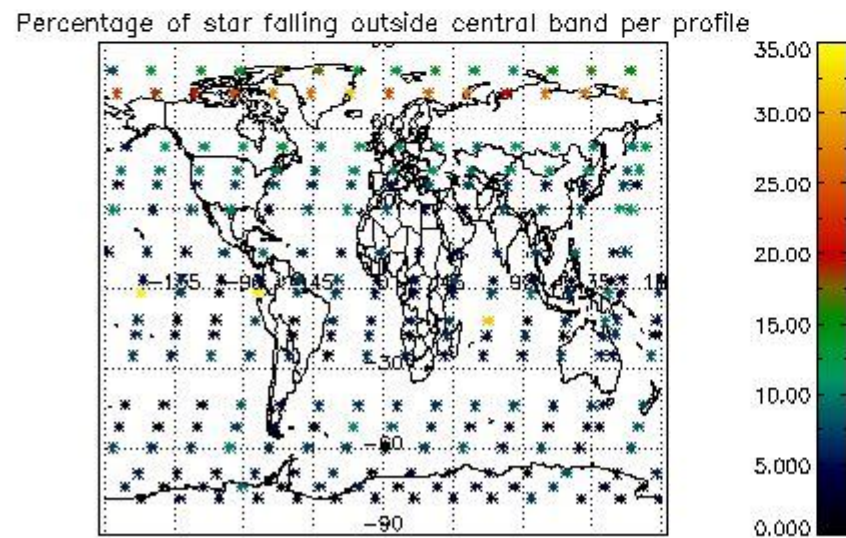
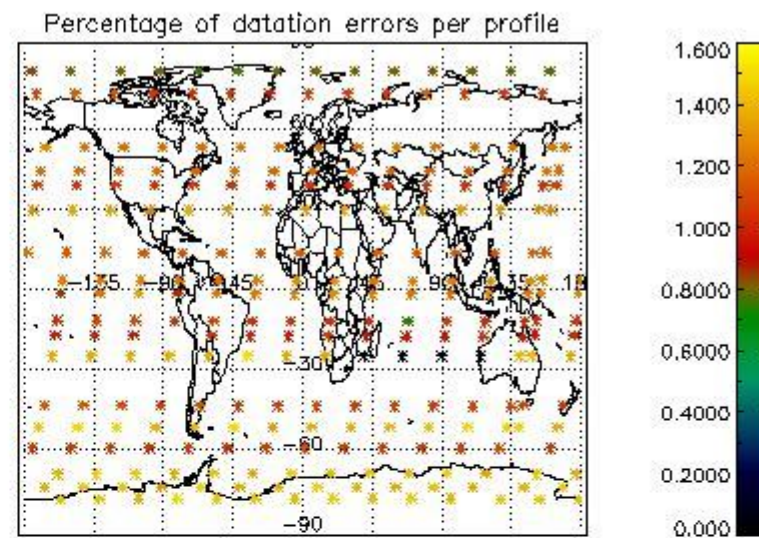
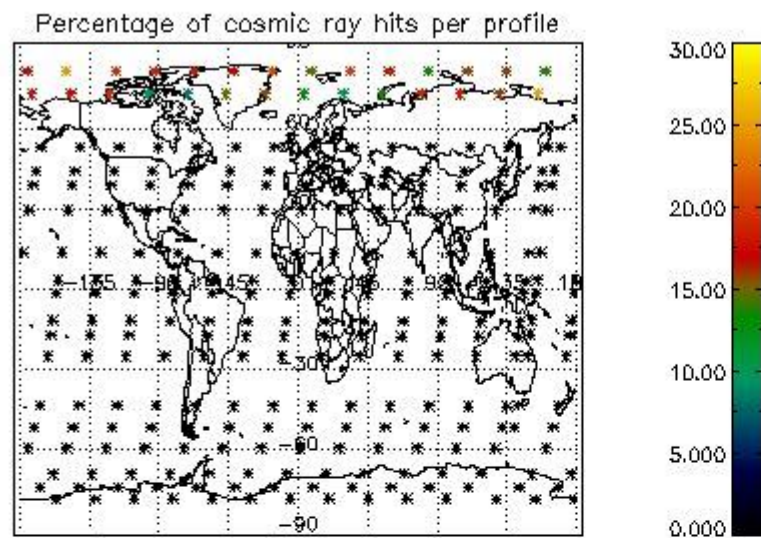
Percentage of star falling outside central band per profile



Percentage of saturation errors per profile



4.2.2 Plot level 1 quality information per product (world map): ENVISAT DESCENDING passes



5. Trace gas profiles

5.1 Ozone statistics based on quality of products

The final quality of the products can be "measured" using the STD (Standard Deviation) attached to every point profile. This information is written to the parameter GOM_NL__2P/NL_LOCAL_SPECIES_DENSITY/o3_std of the level 2 products. The table below shows the statistics for given STD ranges.

The statistics are given with respect to the overall valid production:

- Products without fatal errors: GOM_NL__2P/MPH/PRODUCT_ERR=0
- Valid point profile: GOM_NL__2P/NL_LOCAL_SPECIES_DENSITY/pcd(0)=0

The 'Criteria' is applied to valid points of dark limb products:

- Products in dark limb illumination condition: GOM_NL__2P/NL_SUMMARY_QUALITY/obs_ill_cond=0
- Products without fatal errors: GOM_NL__2P/MPH/PRODUCT_ERR=0
- Valid point profile: GOM_NL__2P/NL_LOCAL_SPECIES_DENSITY/pcd(0)=0

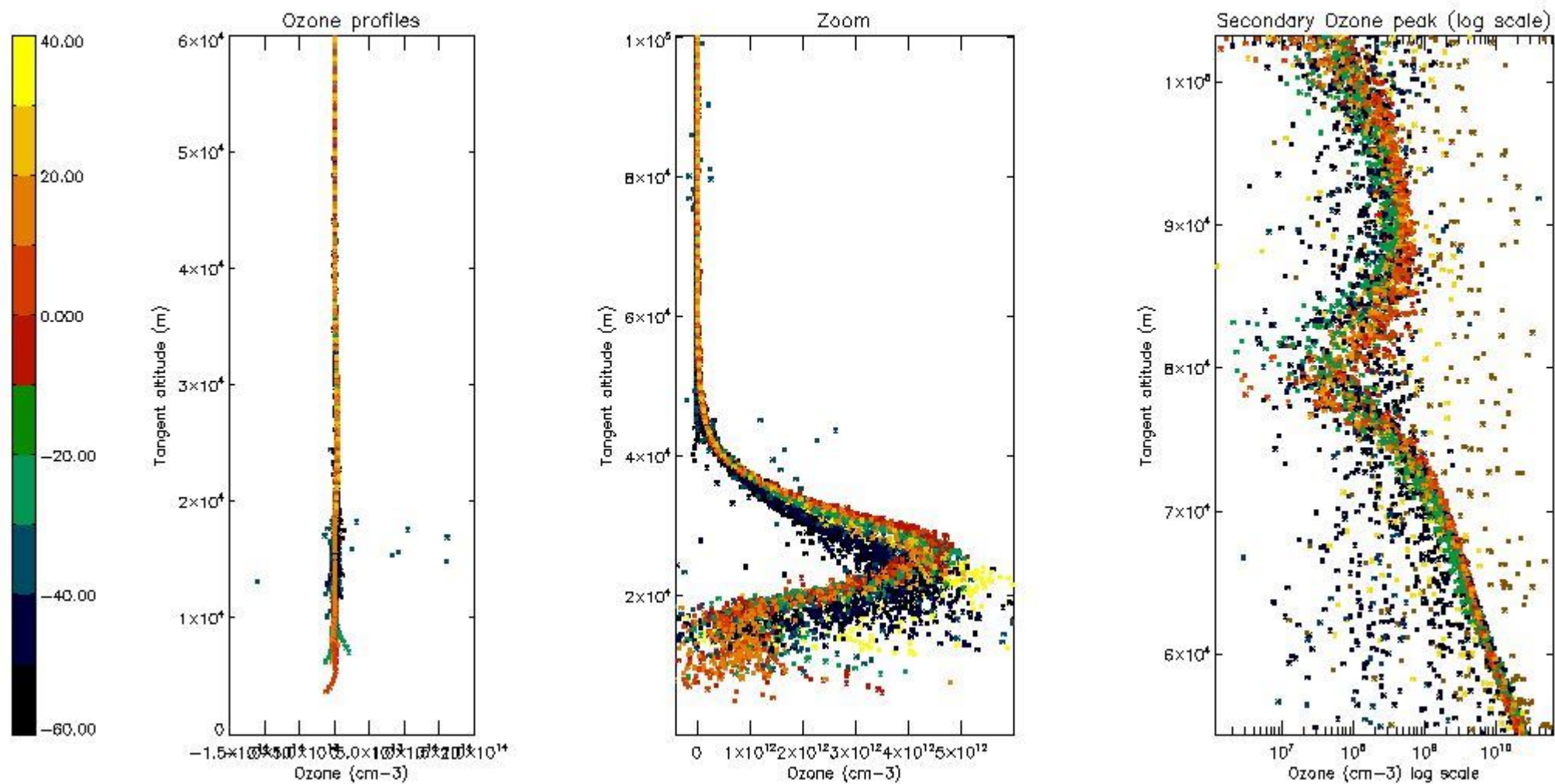
So, the table below shows the percentage of dark limb and valid observations for each criteria with respect to the overall valid daily observations.

Criteria	% of total production
All STD	33
STD < 20	17

STD < 10	14
STD < 5	10

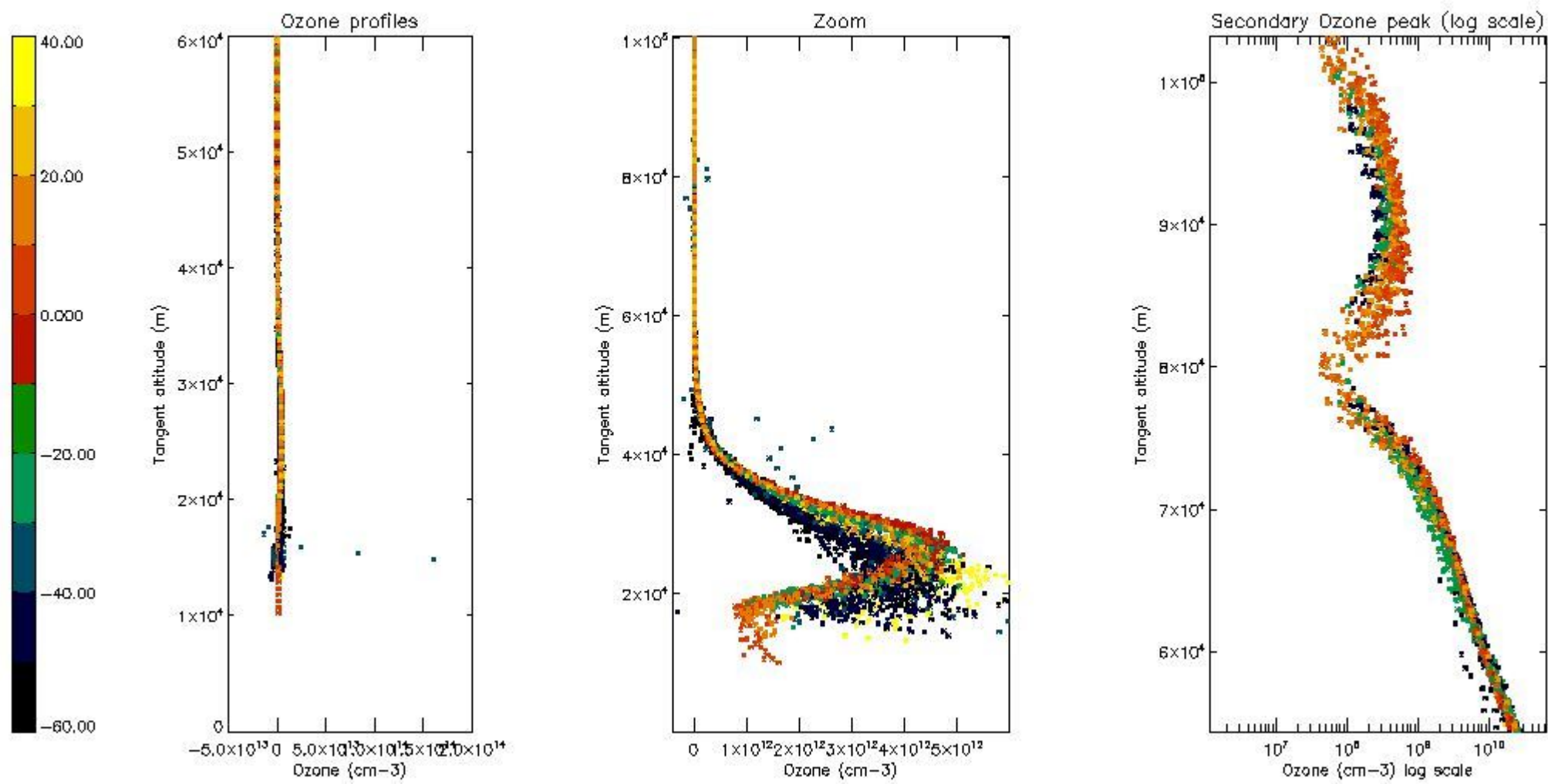
5.2 Plot ozone profiles for all STD (dark without errors)

The colorbar represents the latitude.



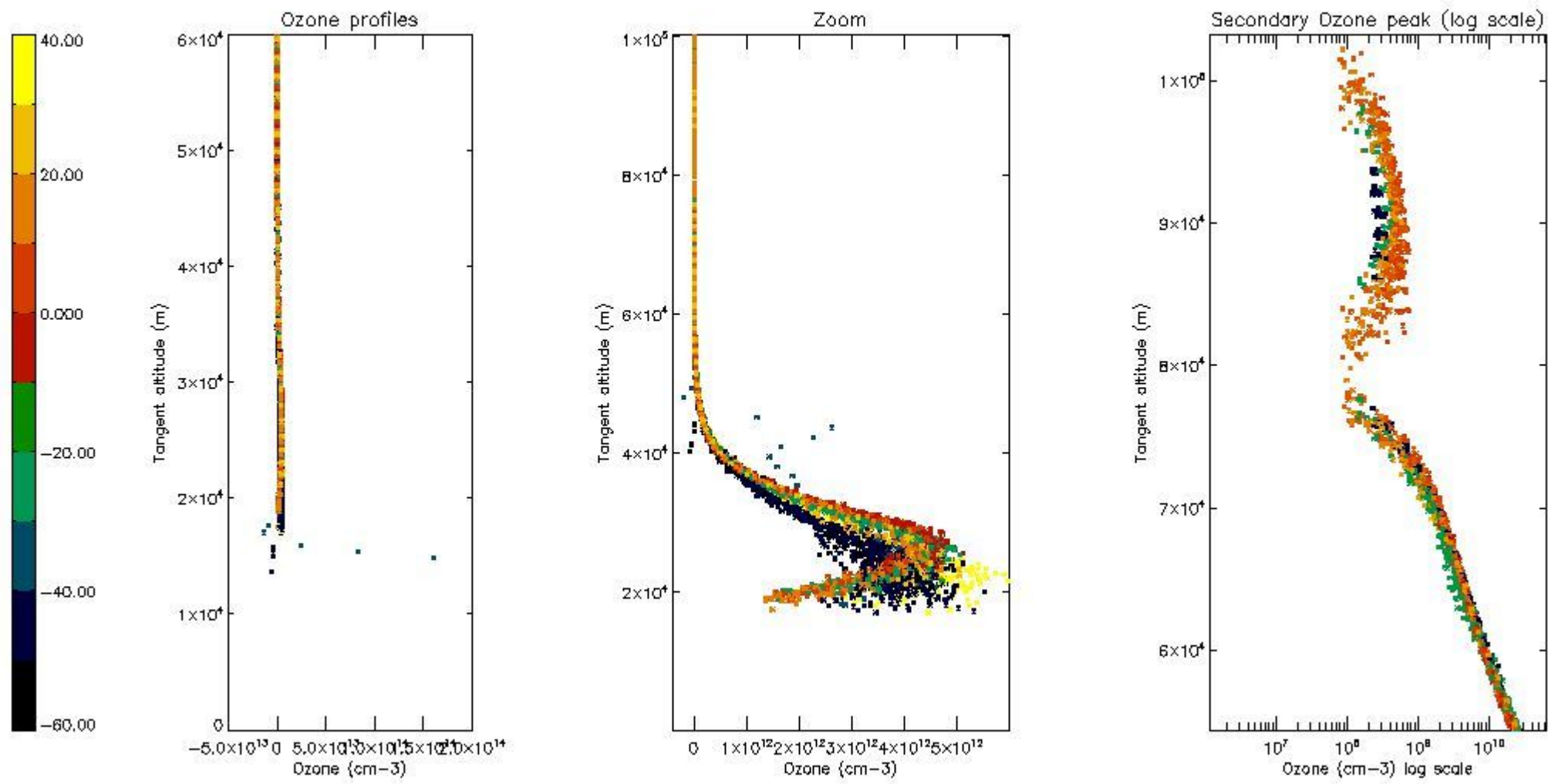
5.3 Plot ozone profiles where STD < 20% (dark without errors)

The colorbar represents the latitude.



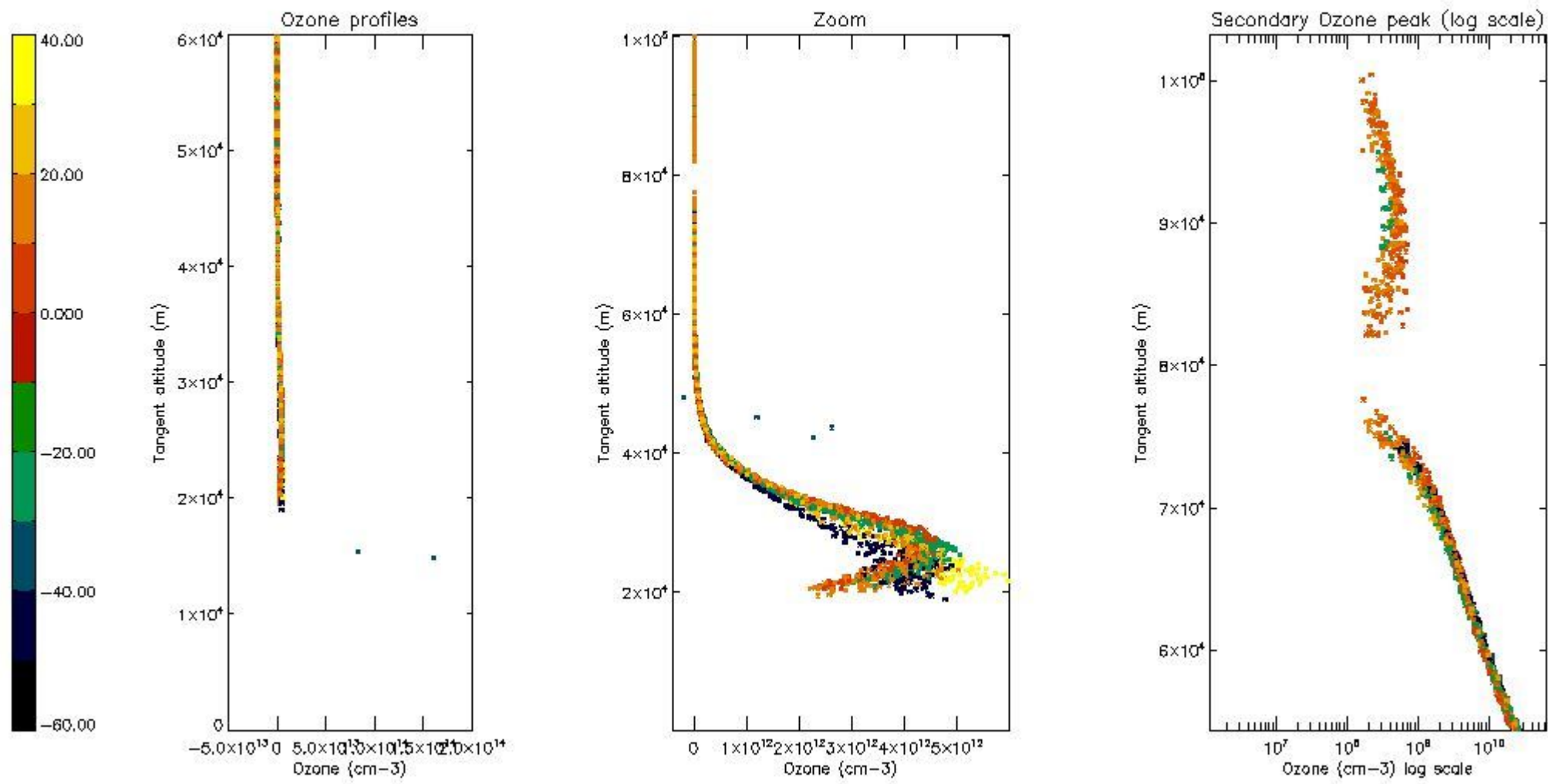
5.4 Plot ozone profiles where $STD < 10\%$ (dark without errors)

The colorbar represents the latitude.



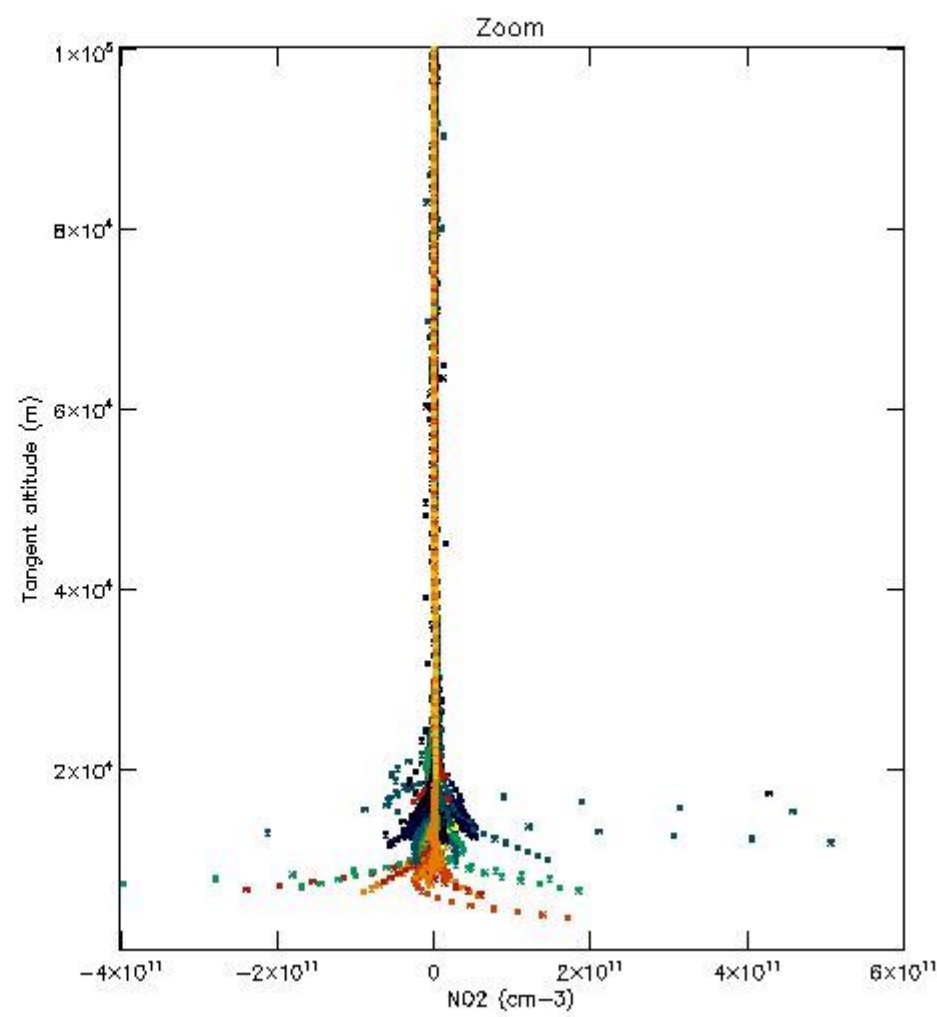
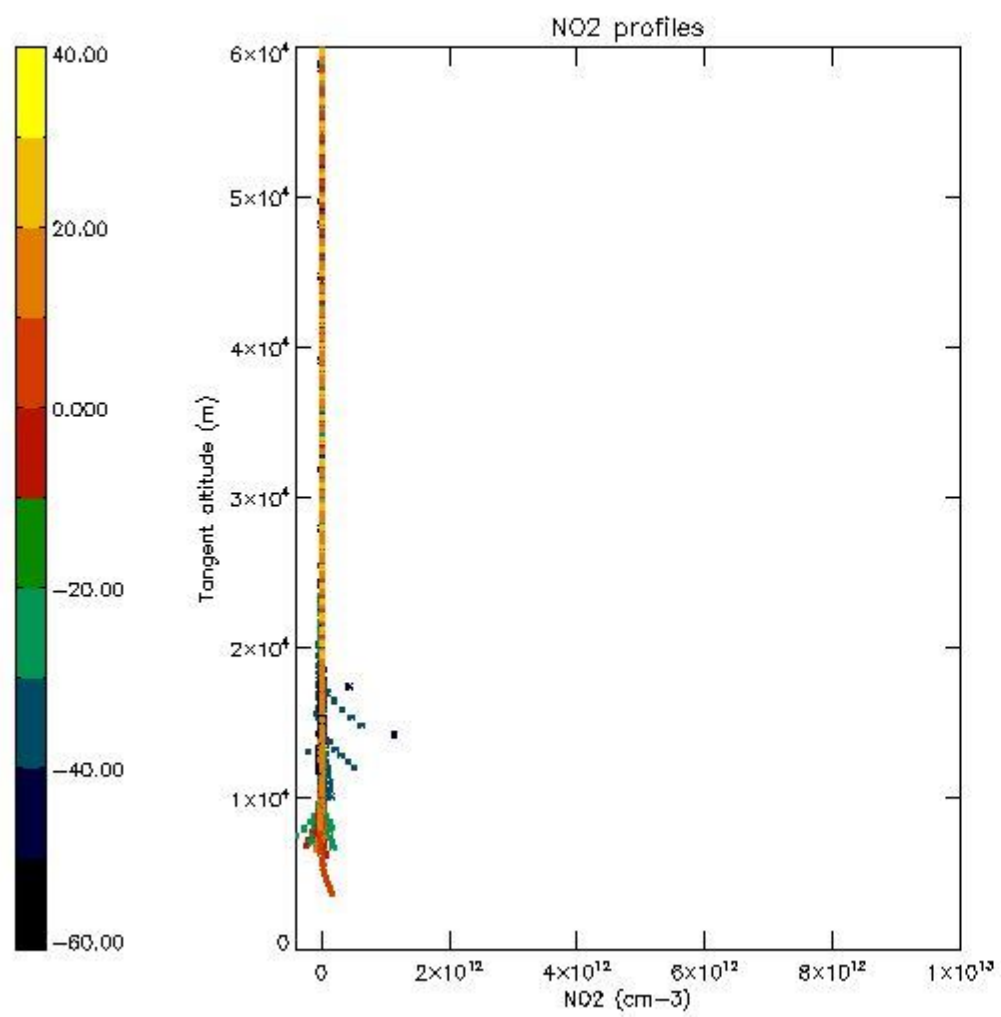
5.5 Plot ozone profiles where STD < 5% (dark without errors)

The colorbar represents the latitude.



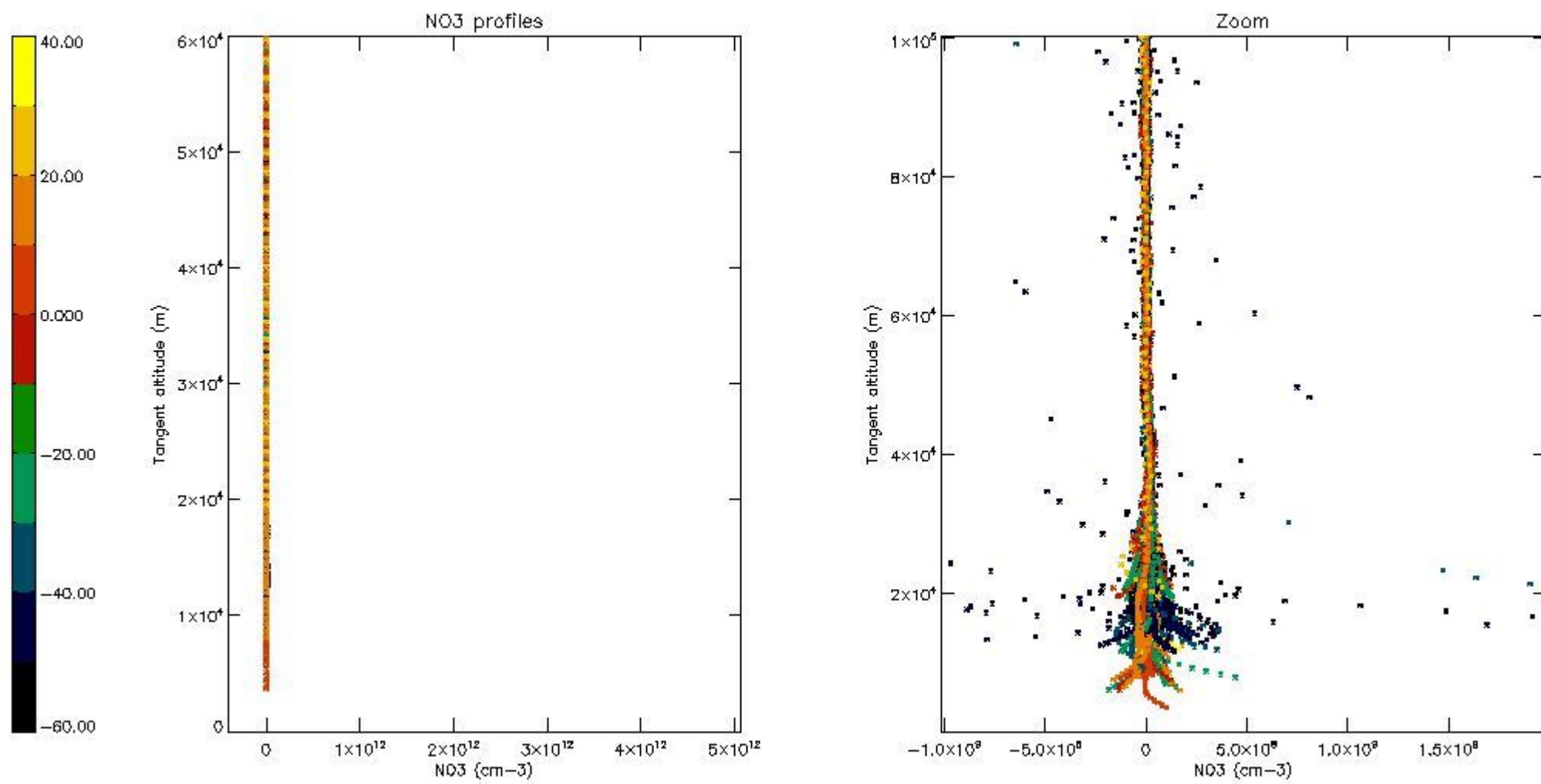
5.6 Plot NO₂ profiles for all STD (dark without errors)

The colorbar represents the latitude.



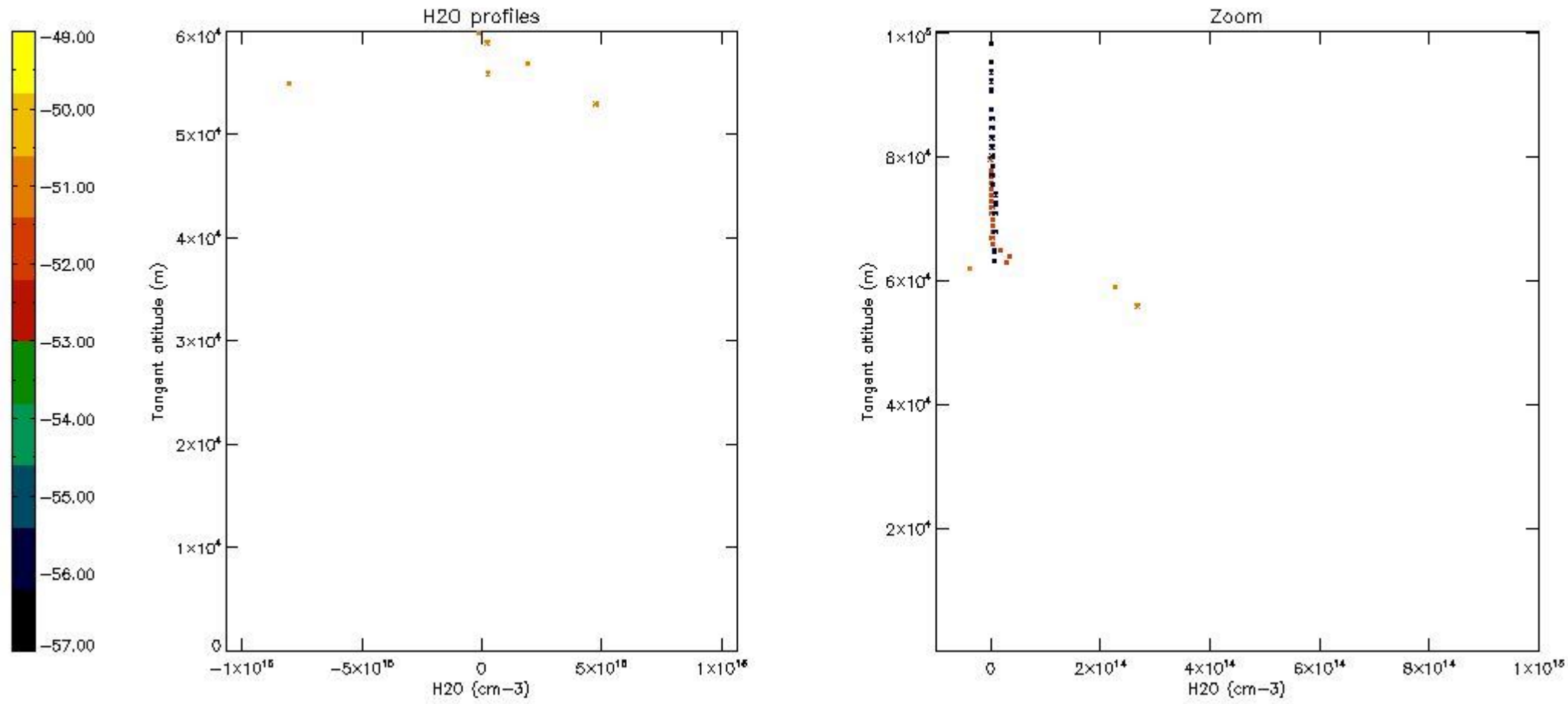
5.7 Plot NO3 profiles for all STD (dark without errors)

The colorbar represents the latitude.



5.8 Plot H2O profiles for all STD (only for occultations of stars 1,2,3,4,13,14,16,26,63 dark without errors)

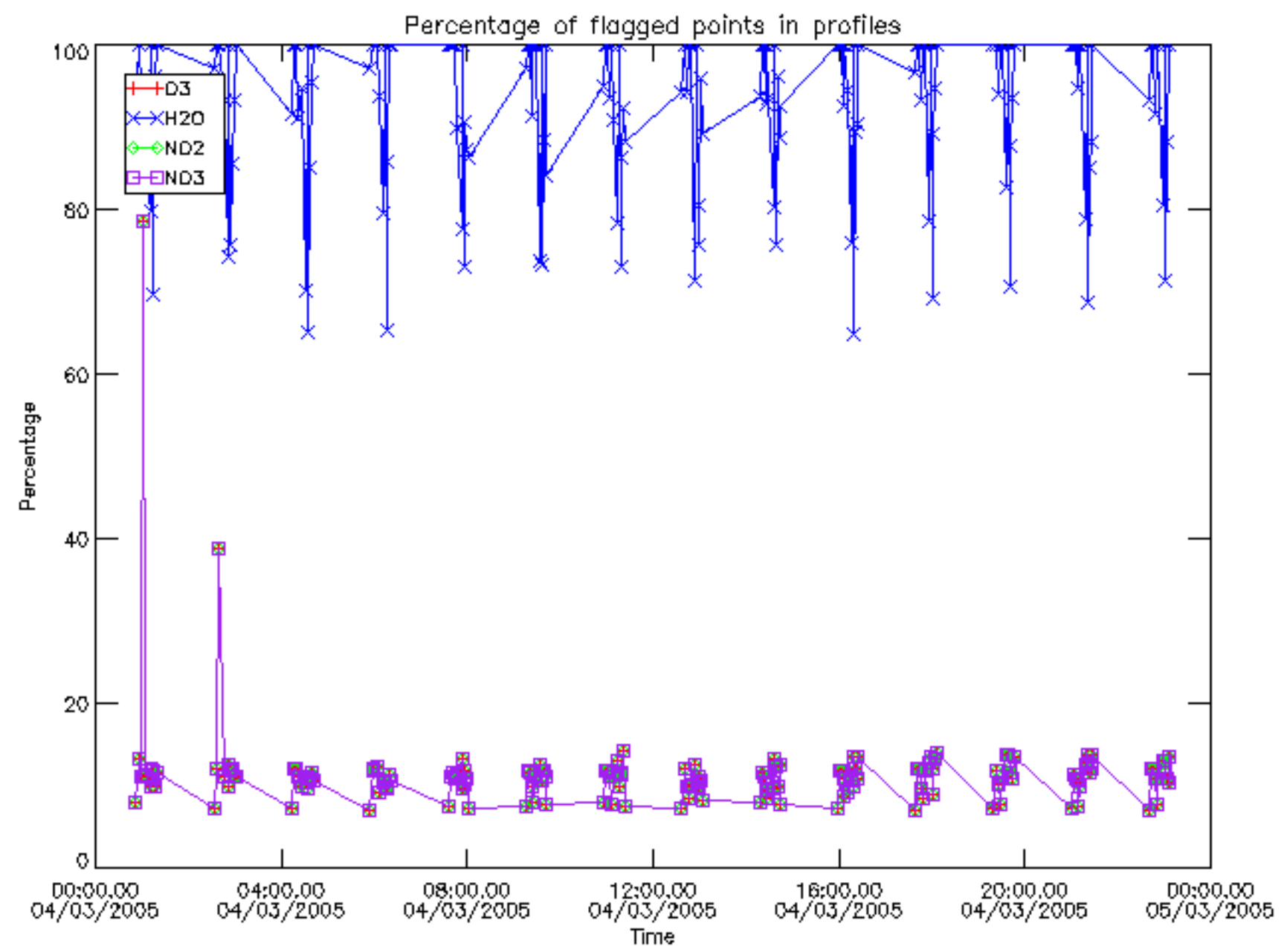
The colorbar represents the latitude.



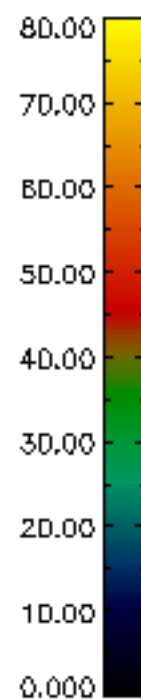
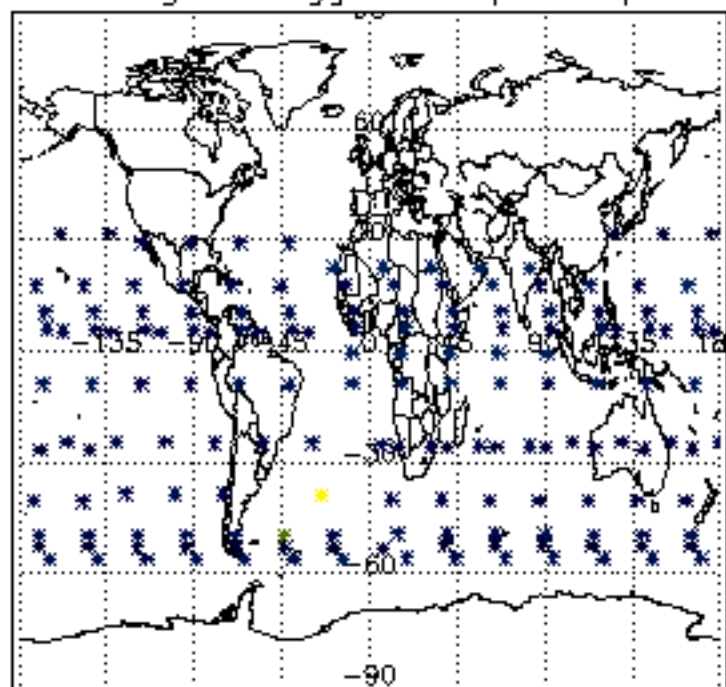
6. Auxiliary Data Files used for the production reported in section 2

The number reported in the third column indicates since which file (see list in section 2) the corresponding auxiliary file has been used. The fourth column is the date of those product files.

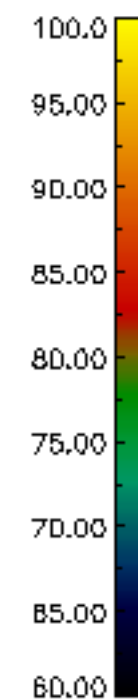
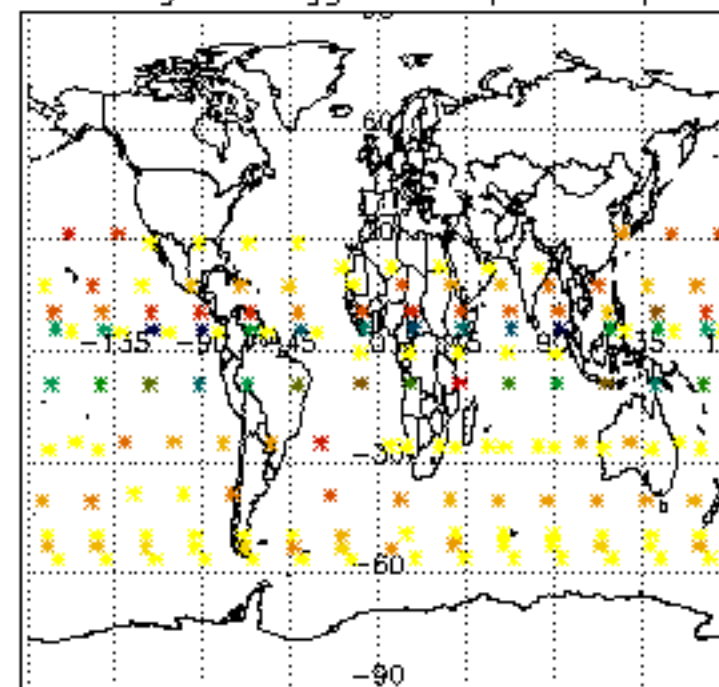
Type	Auxiliary Filename	Used since product	Used since product date
INST_PHYS_CHARACTERISTICS	GOM_INS_AXVIEC20091111_143220_20030716_120000_20500101_000000	1	04-MAR-2005 00:01:08
LEVEL-2_PROC_CONFIG	GOM_PR2_AXVIEC20091111_152718_20020301_000000_20500101_000000	1	04-MAR-2005 00:01:08
CROSS_SECTIONS_FILE	GOM_CRS_AXVIEC20091111_154832_20020301_000000_20500101_000000	1	04-MAR-2005 00:01:08



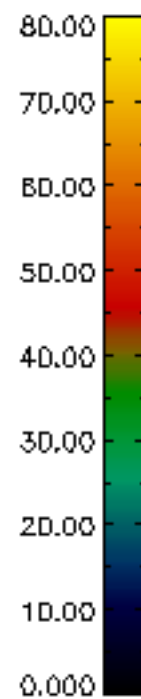
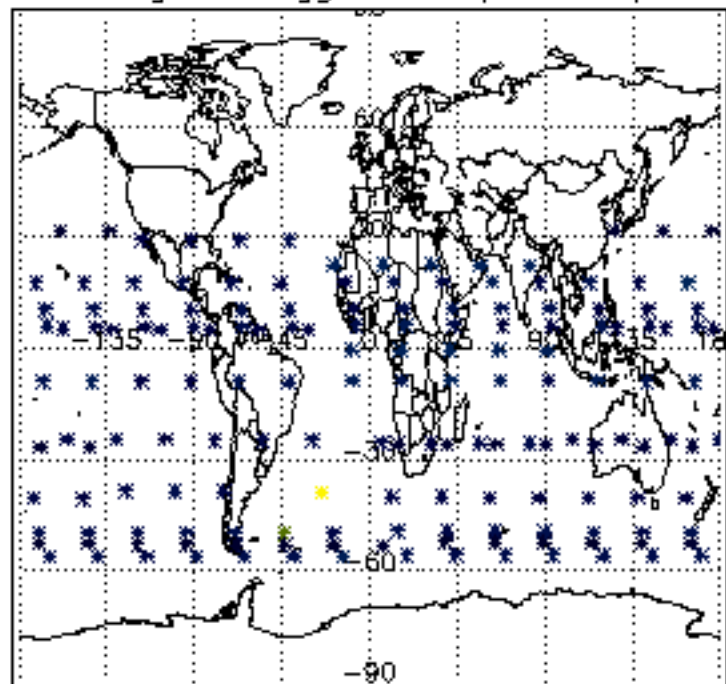
Percentage of flagged data per D3 profile



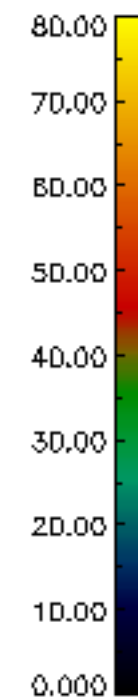
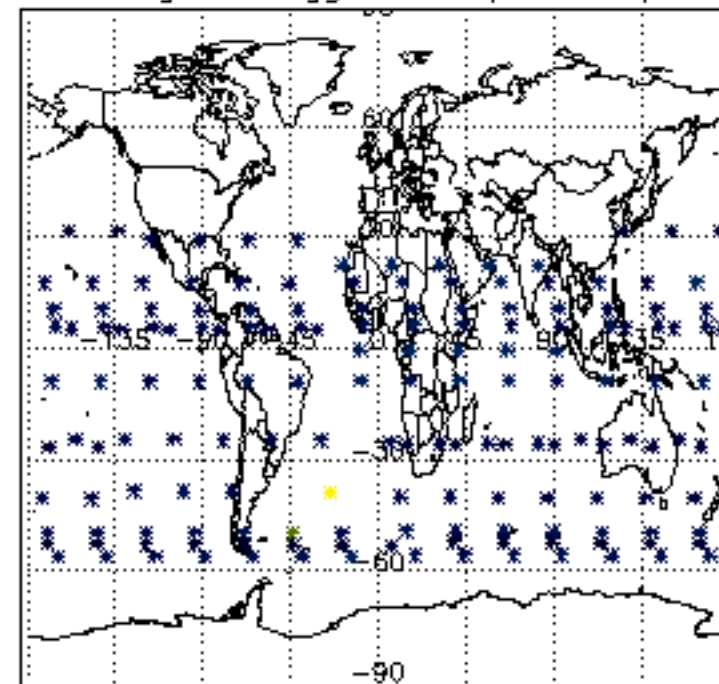
Percentage of flagged data per H2O profile

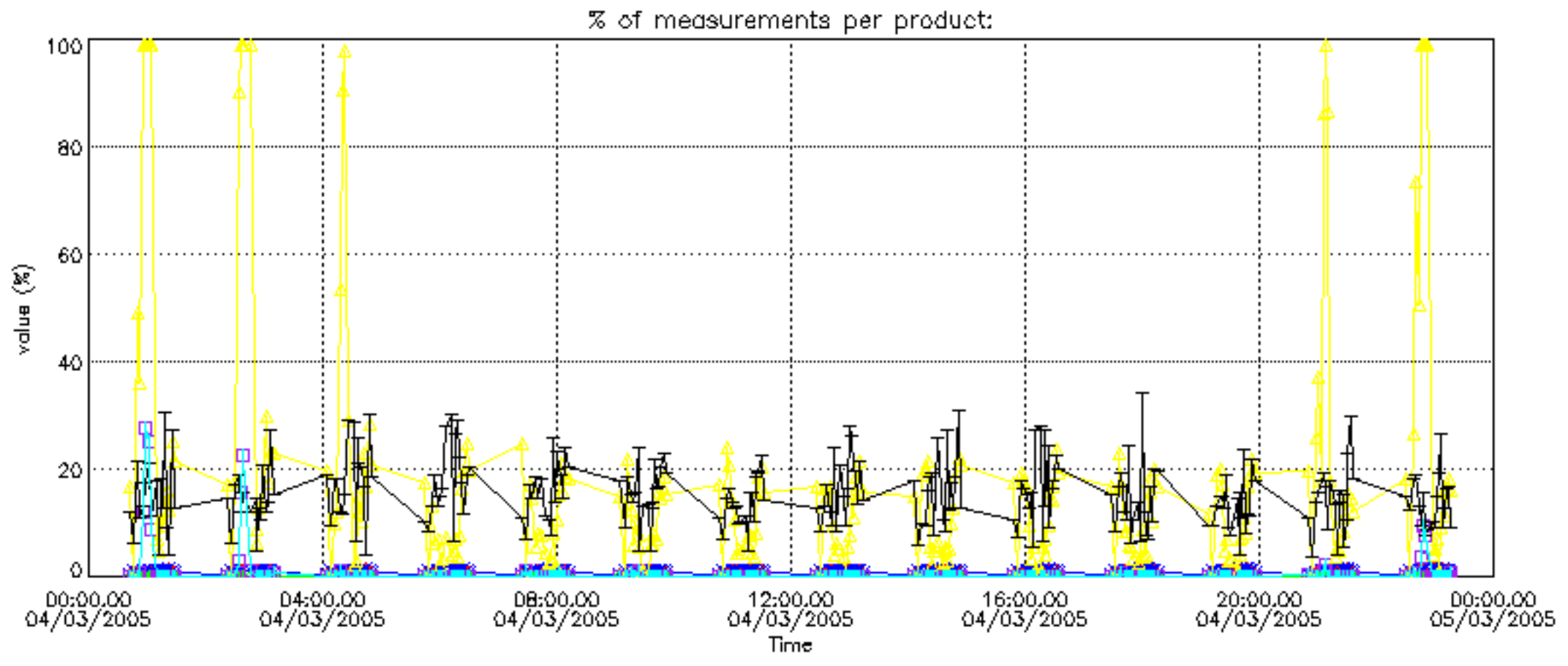


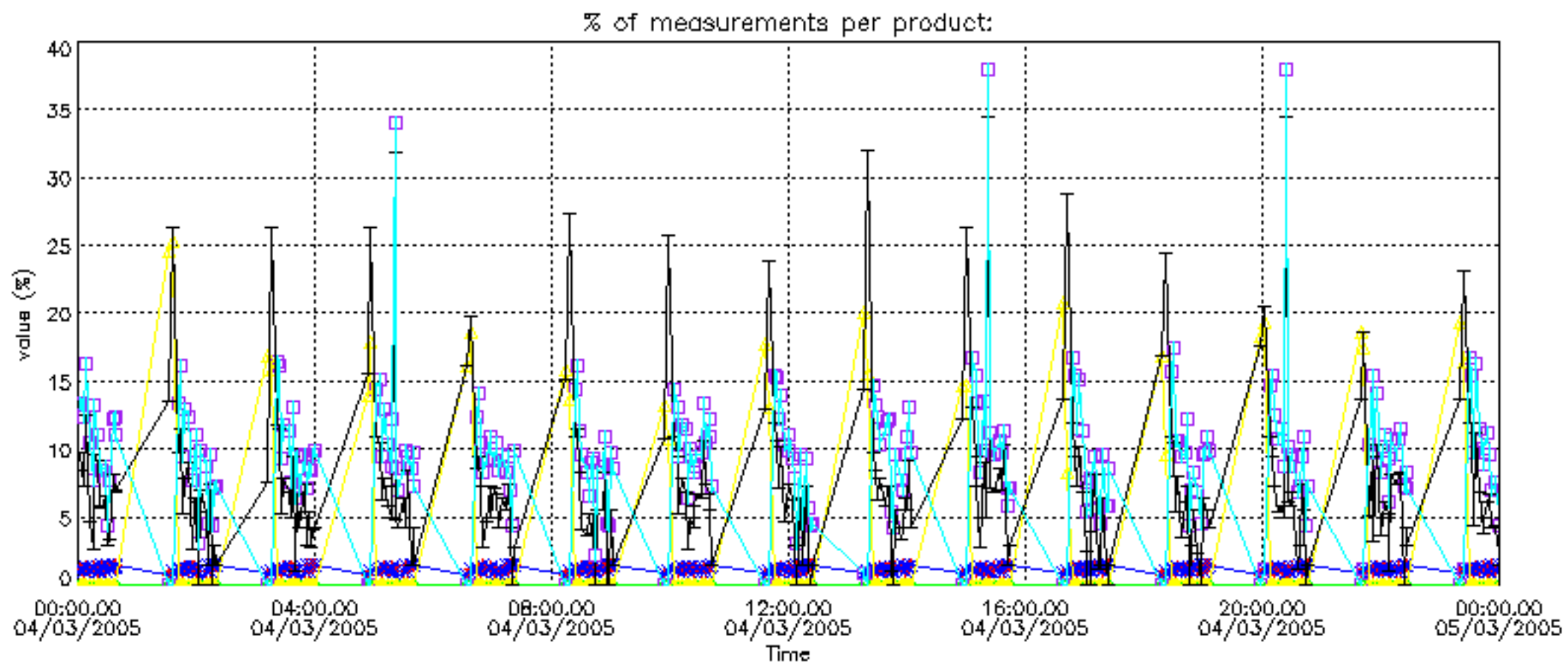
Percentage of flagged data per NO2 profile



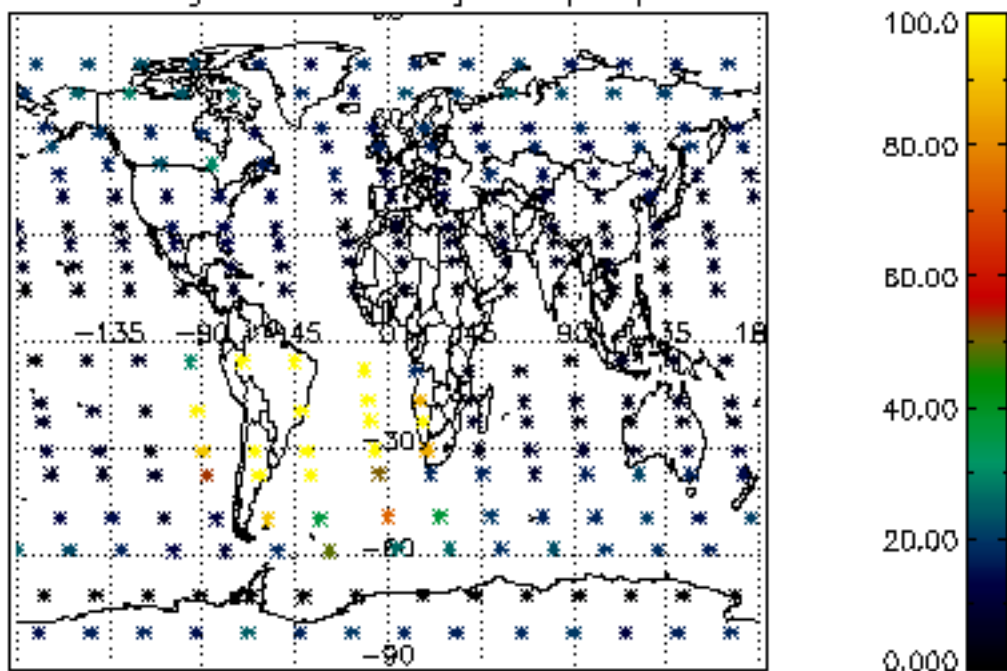
Percentage of flagged data per NO3 profile



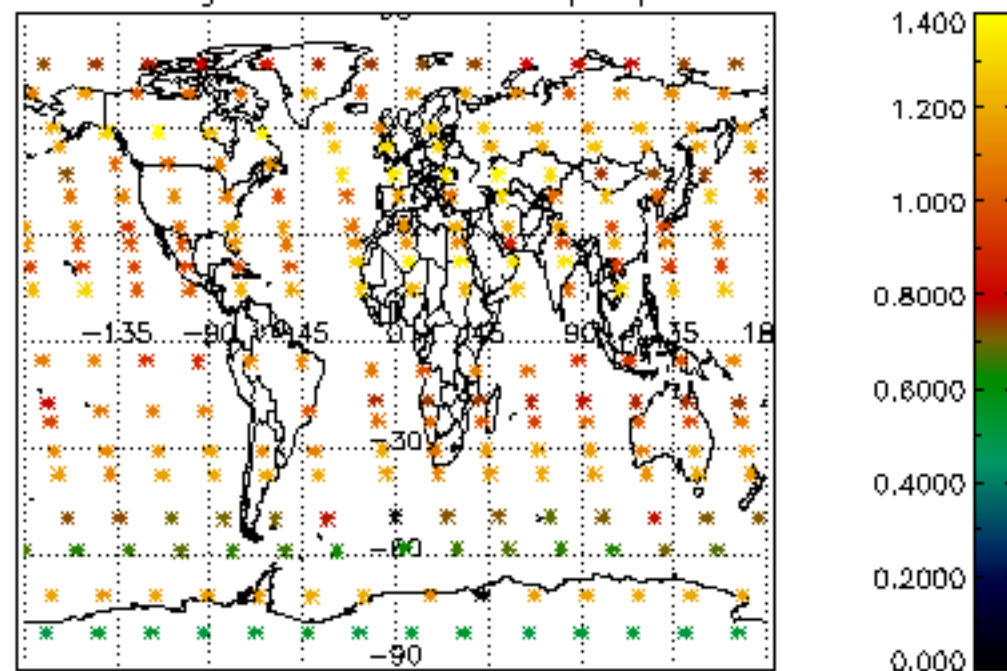




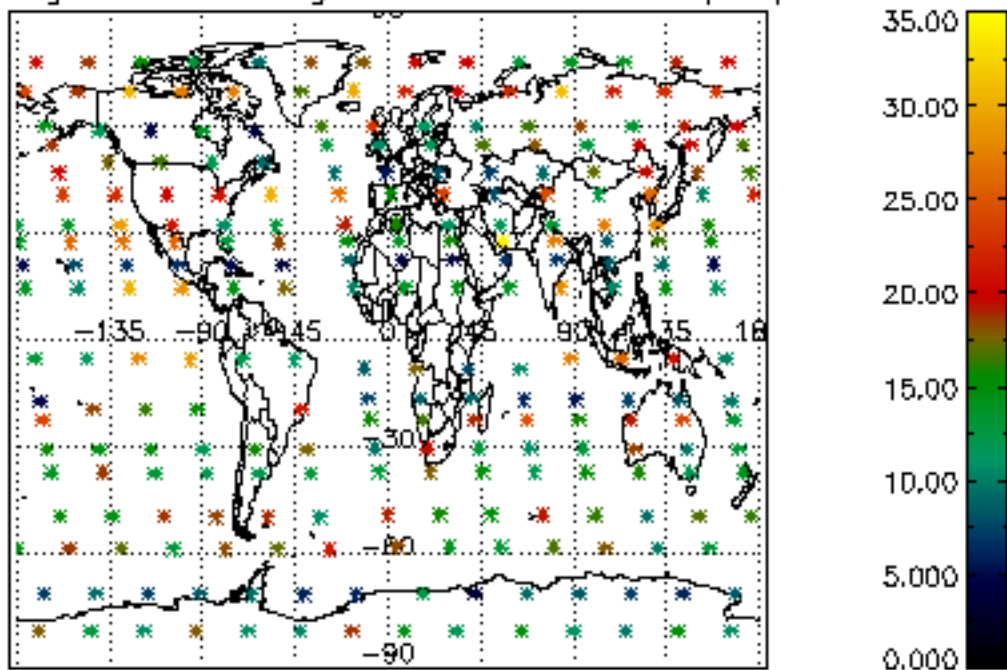
Percentage of cosmic ray hits per profile



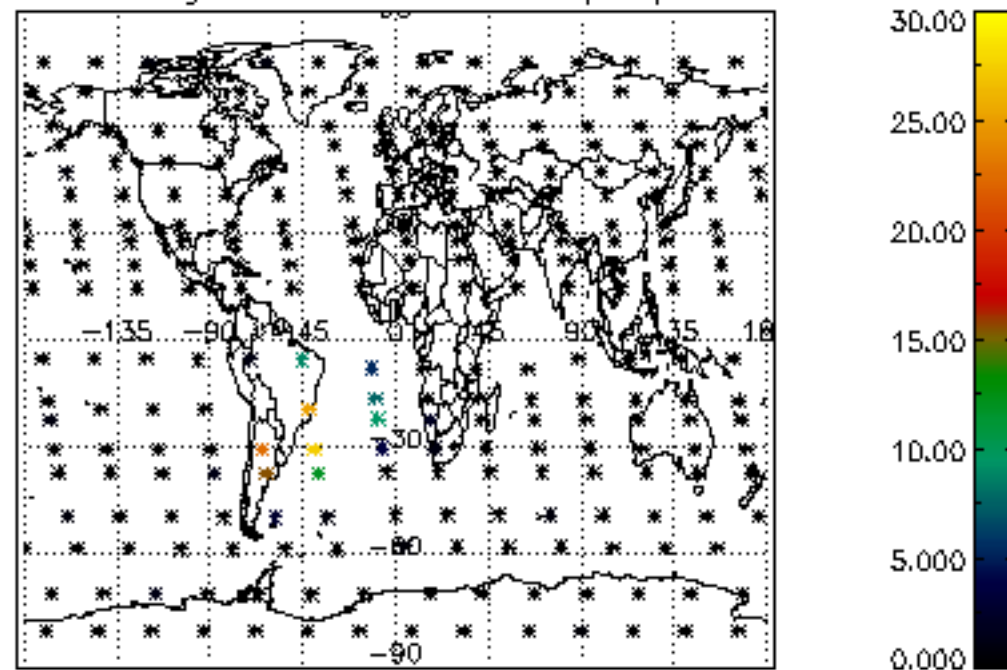
Percentage of datation errors per profile



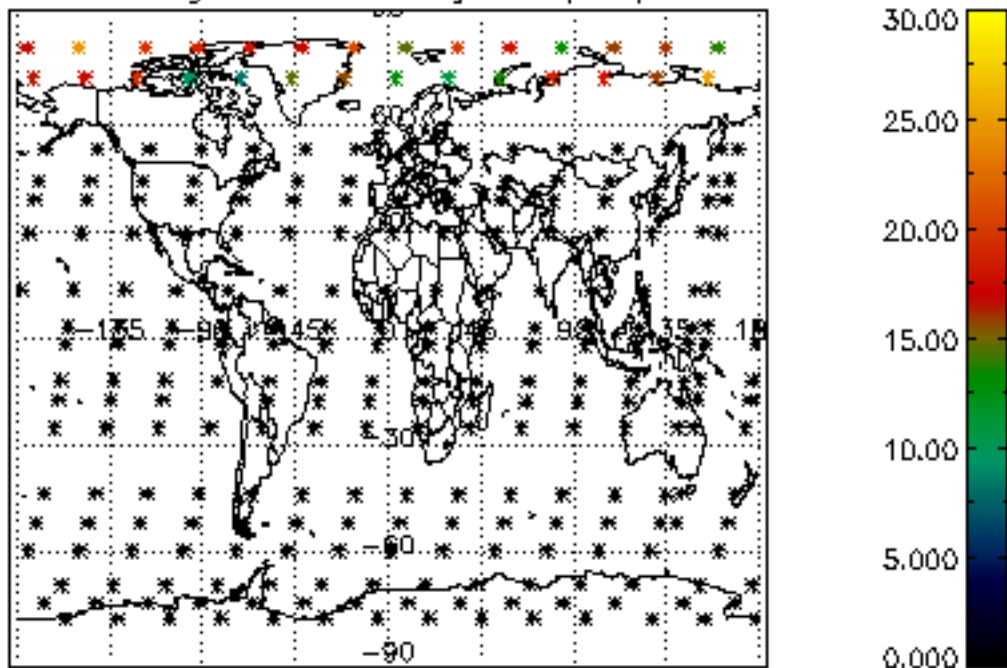
Percentage of star falling outside central band per profile



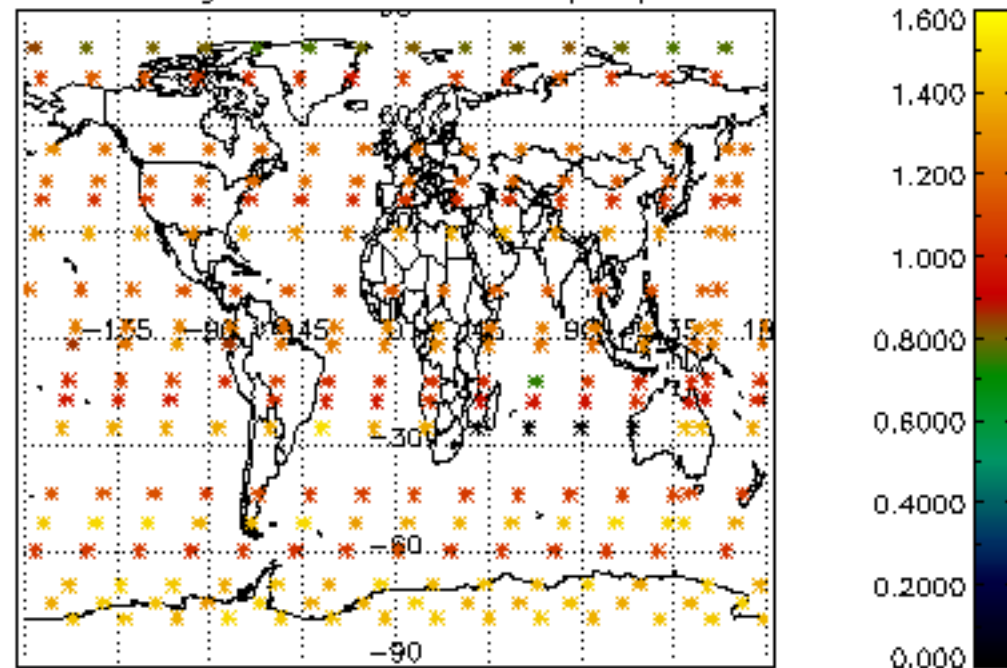
Percentage of saturation errors per profile



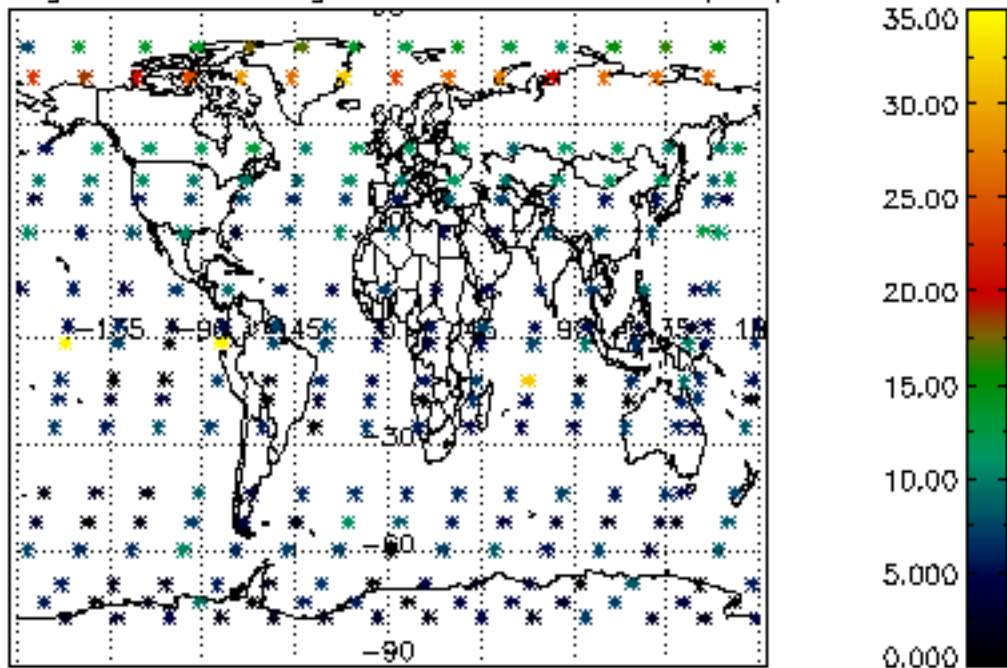
Percentage of cosmic ray hits per profile



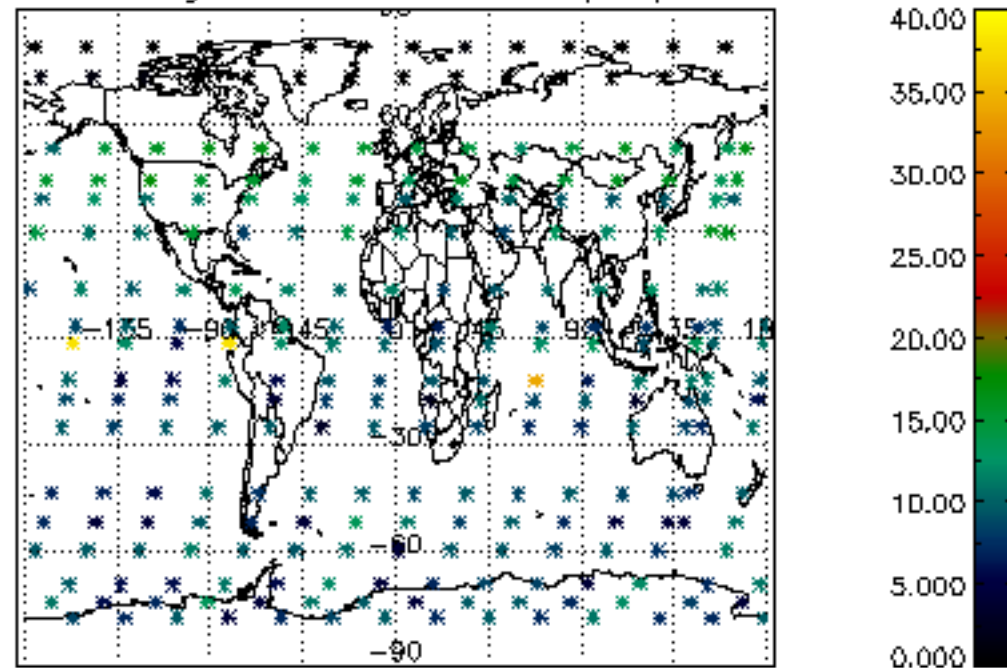
Percentage of datation errors per profile

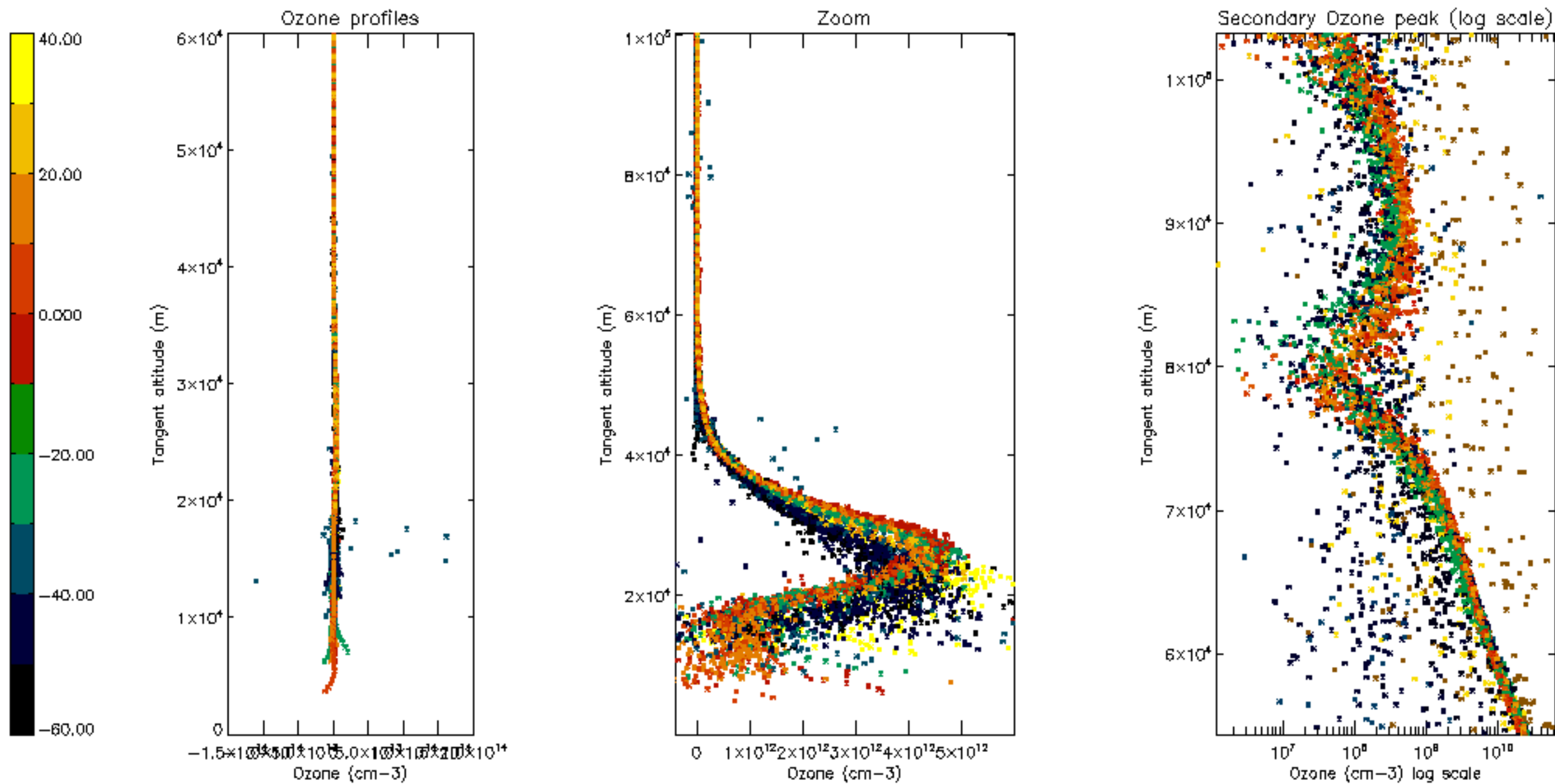


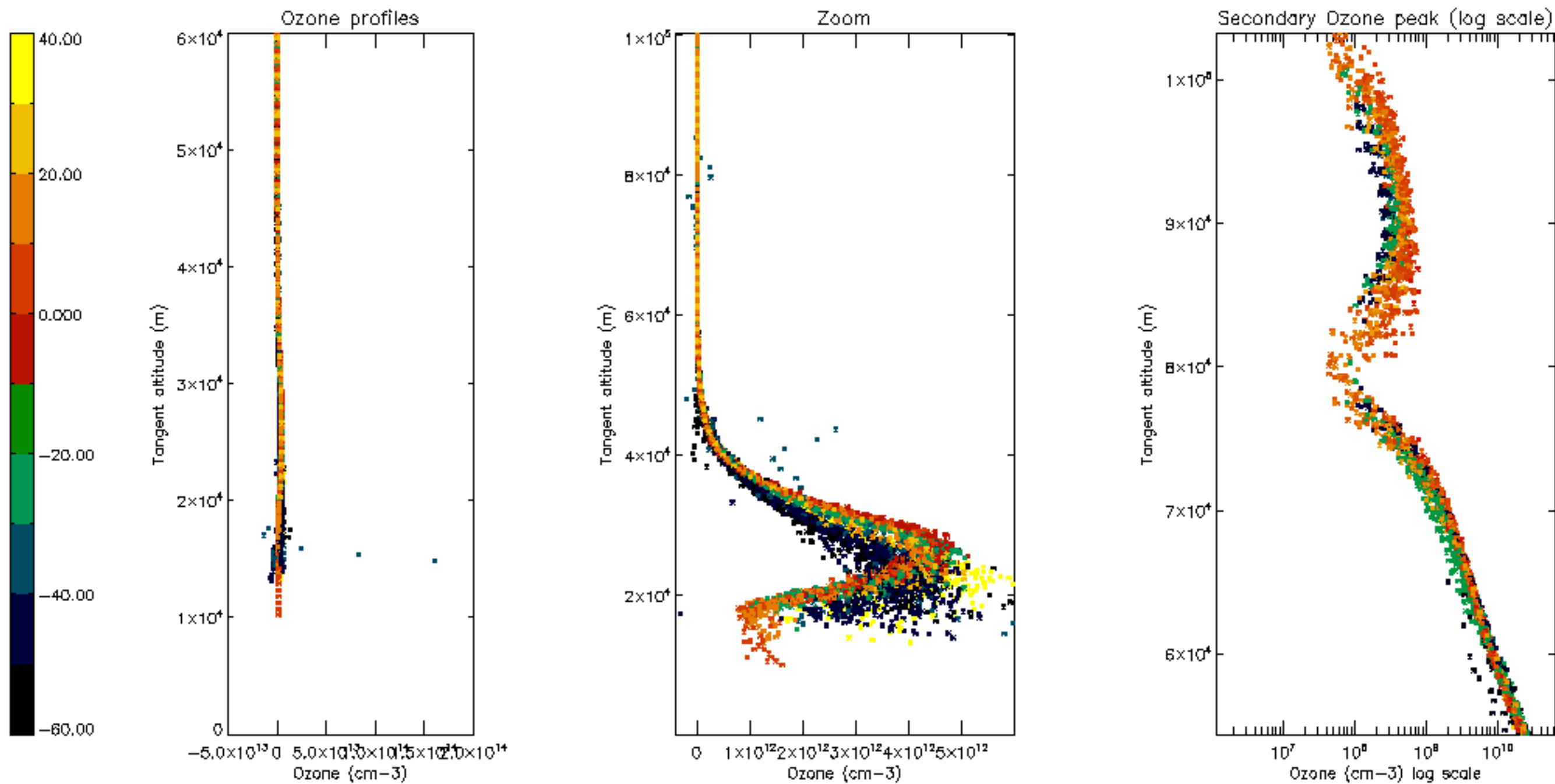
Percentage of star falling outside central band per profile

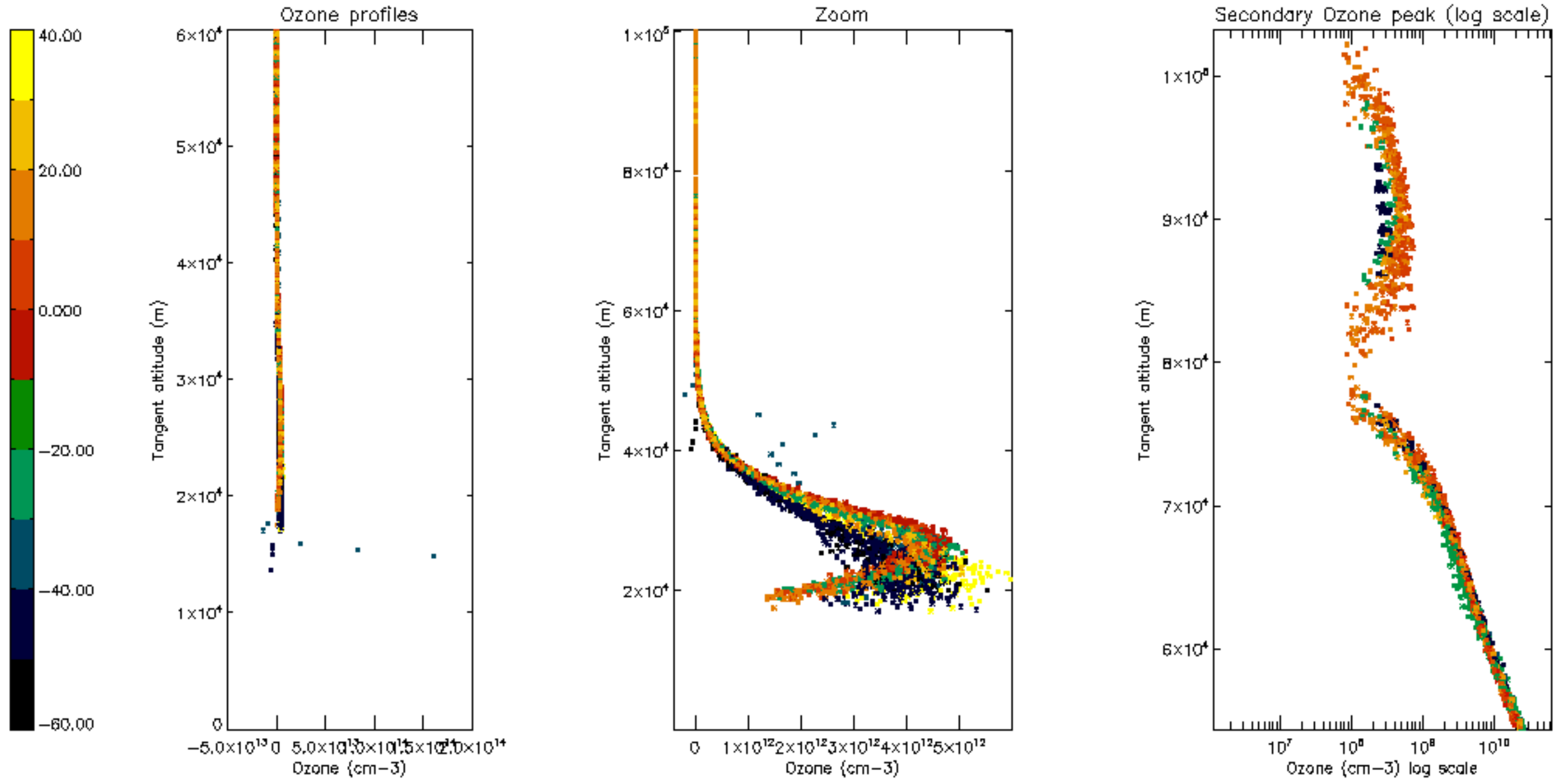


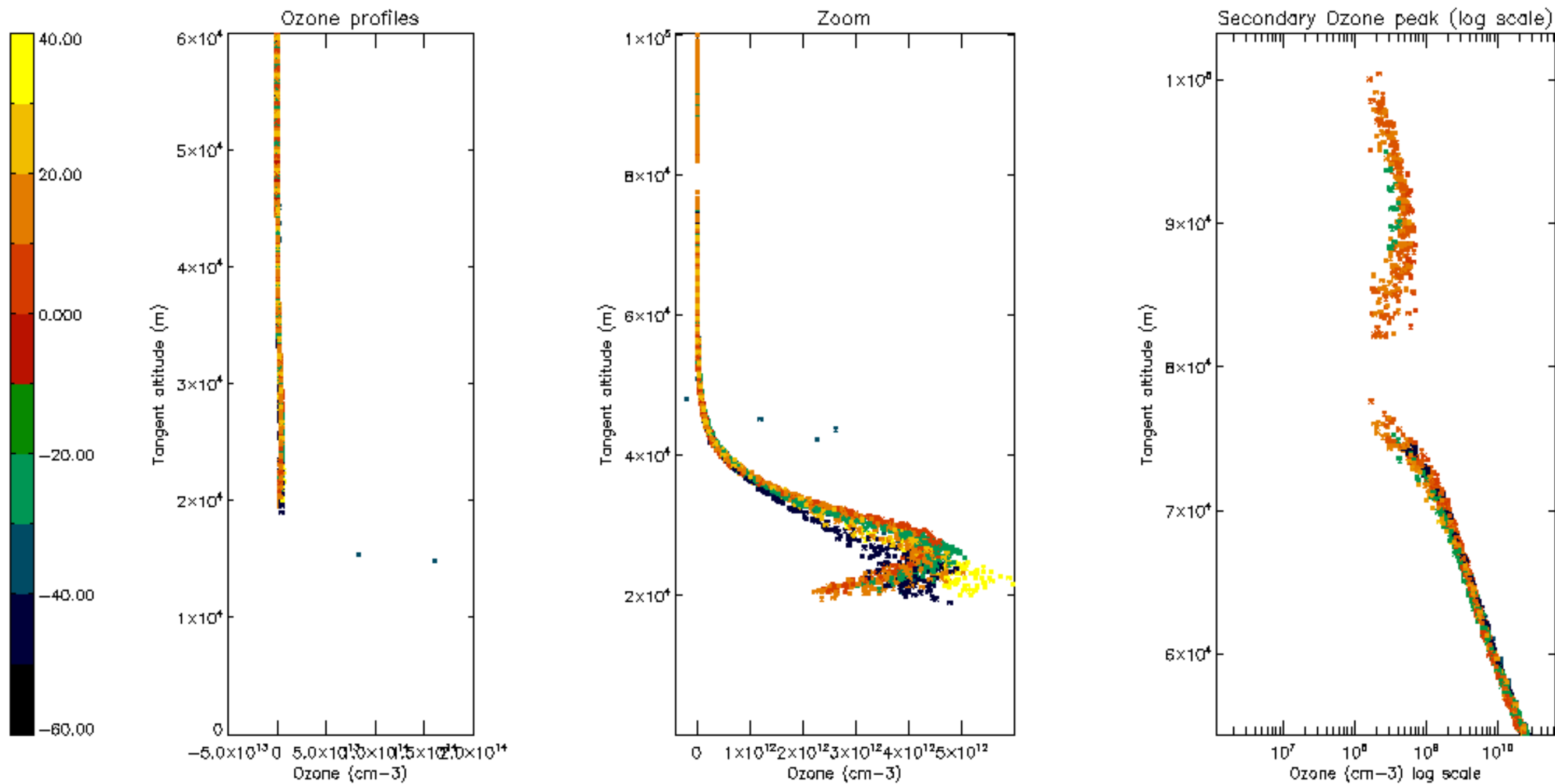
Percentage of saturation errors per profile

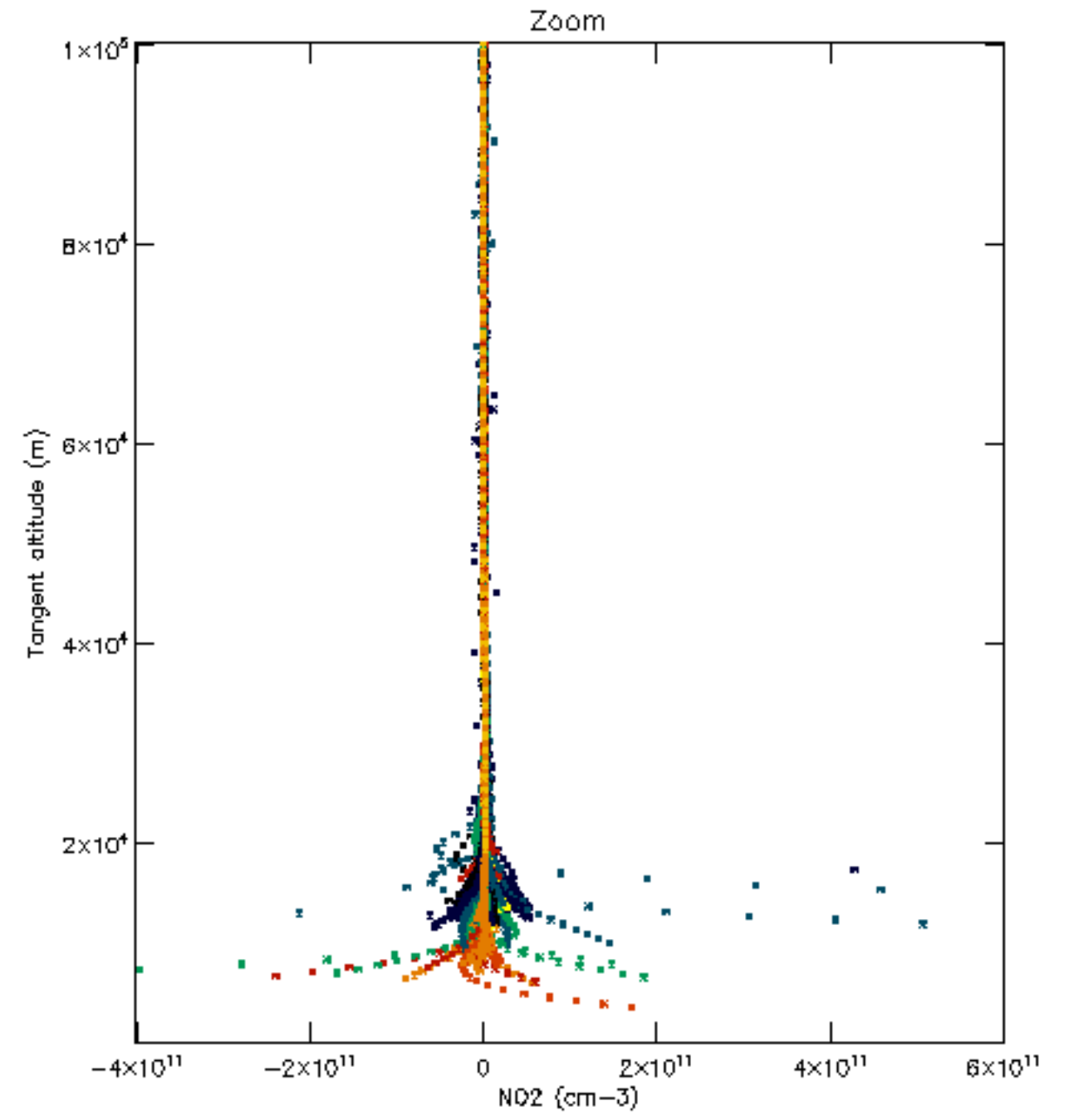
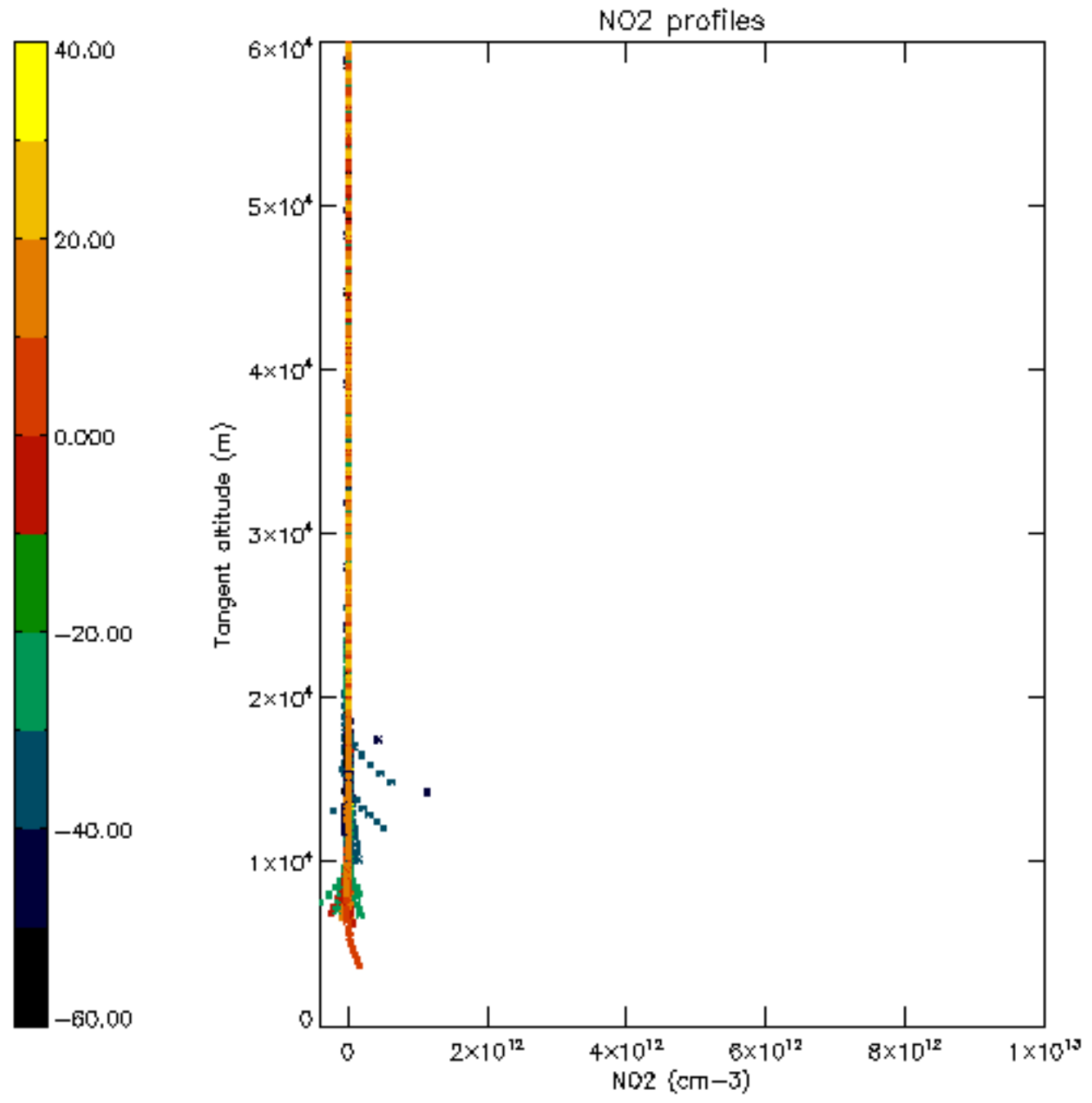


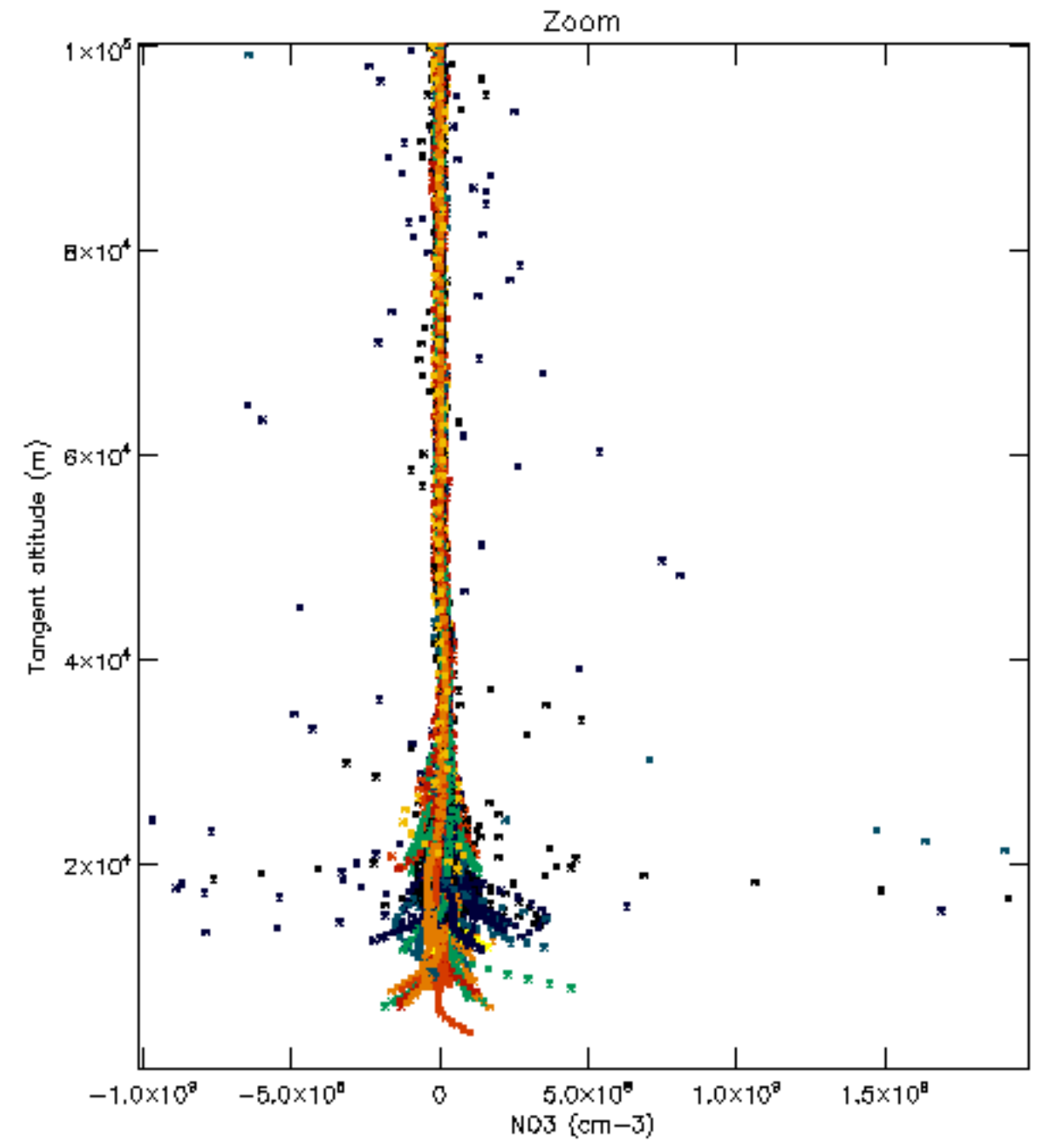
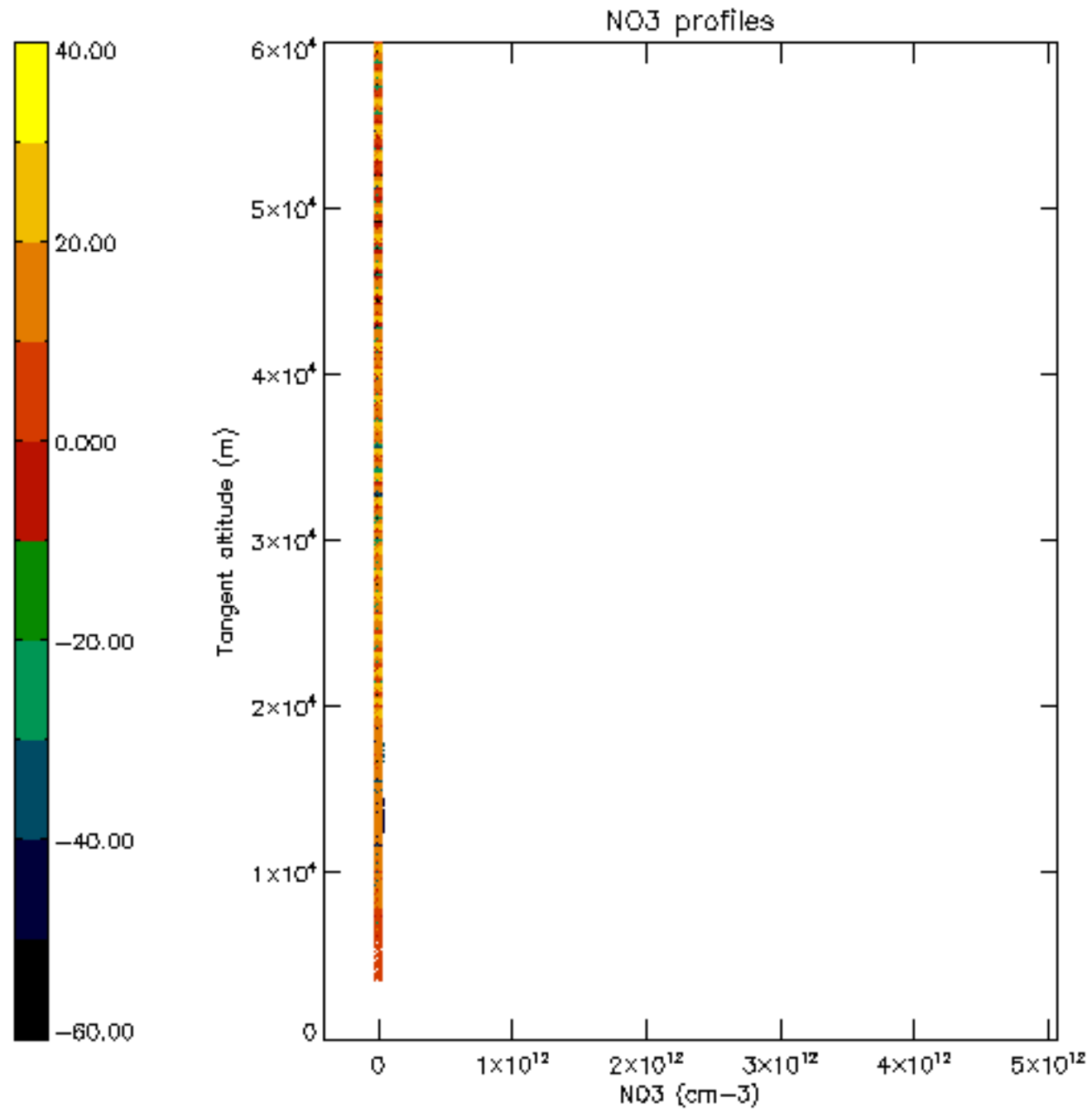


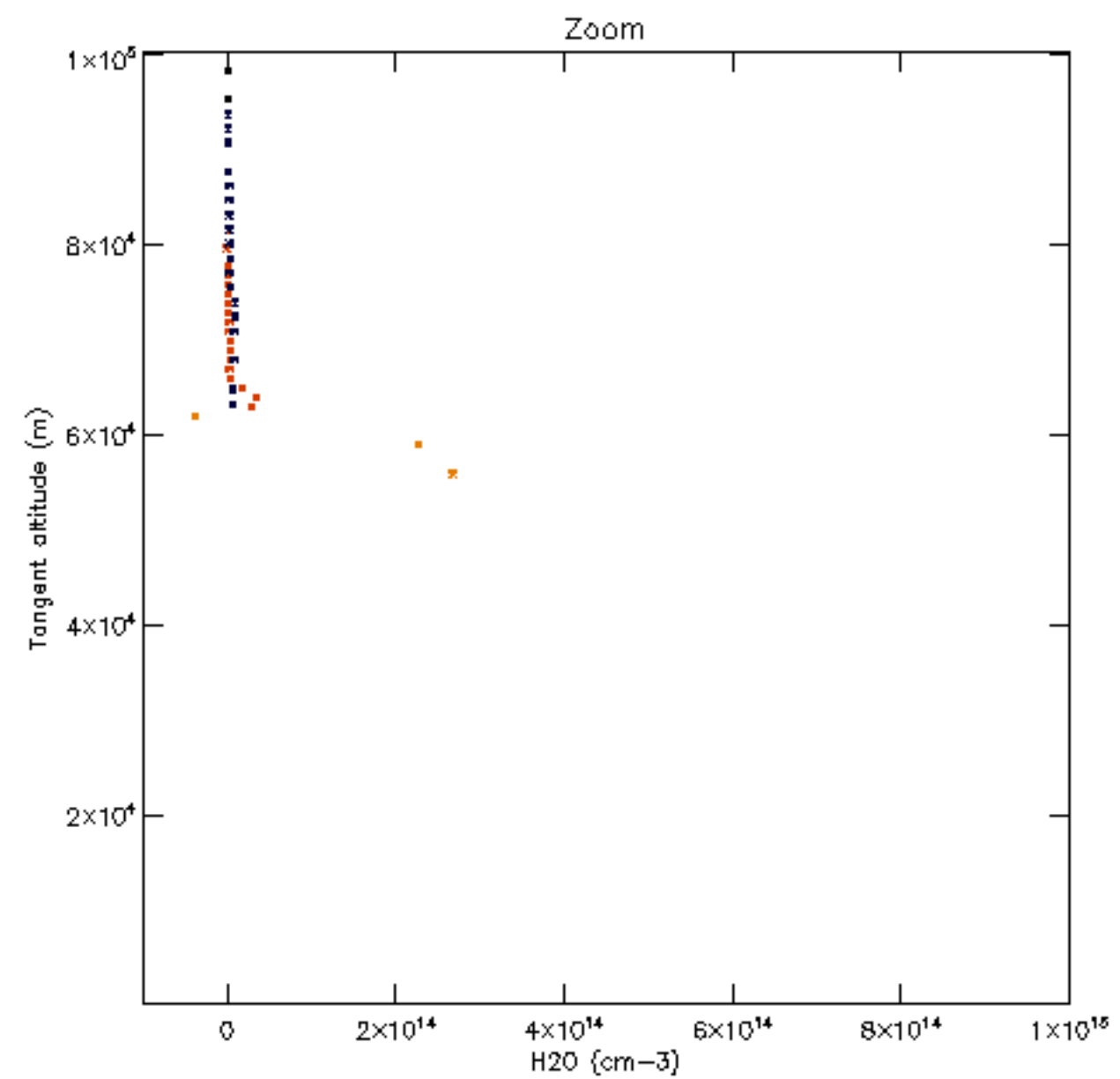
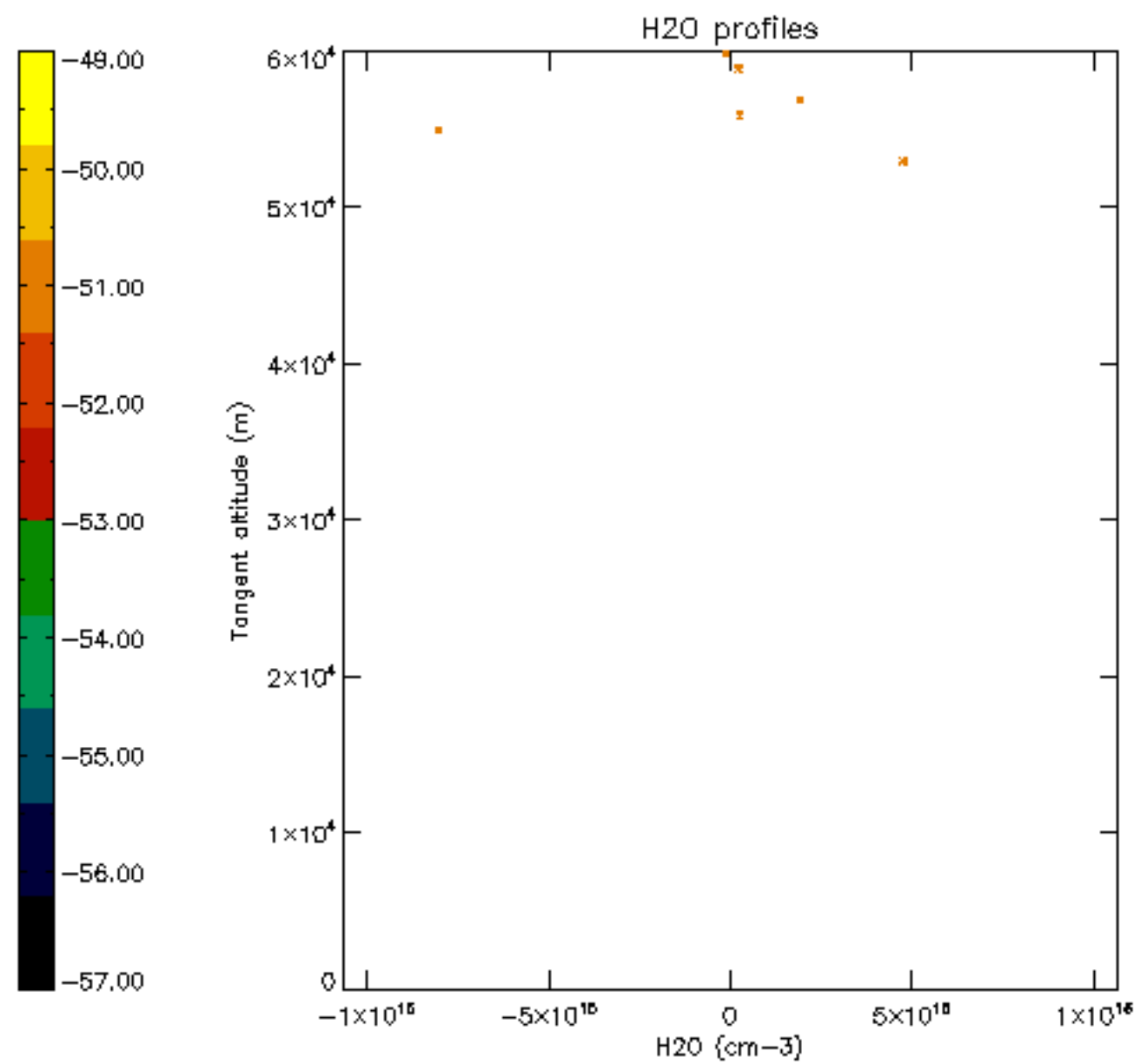


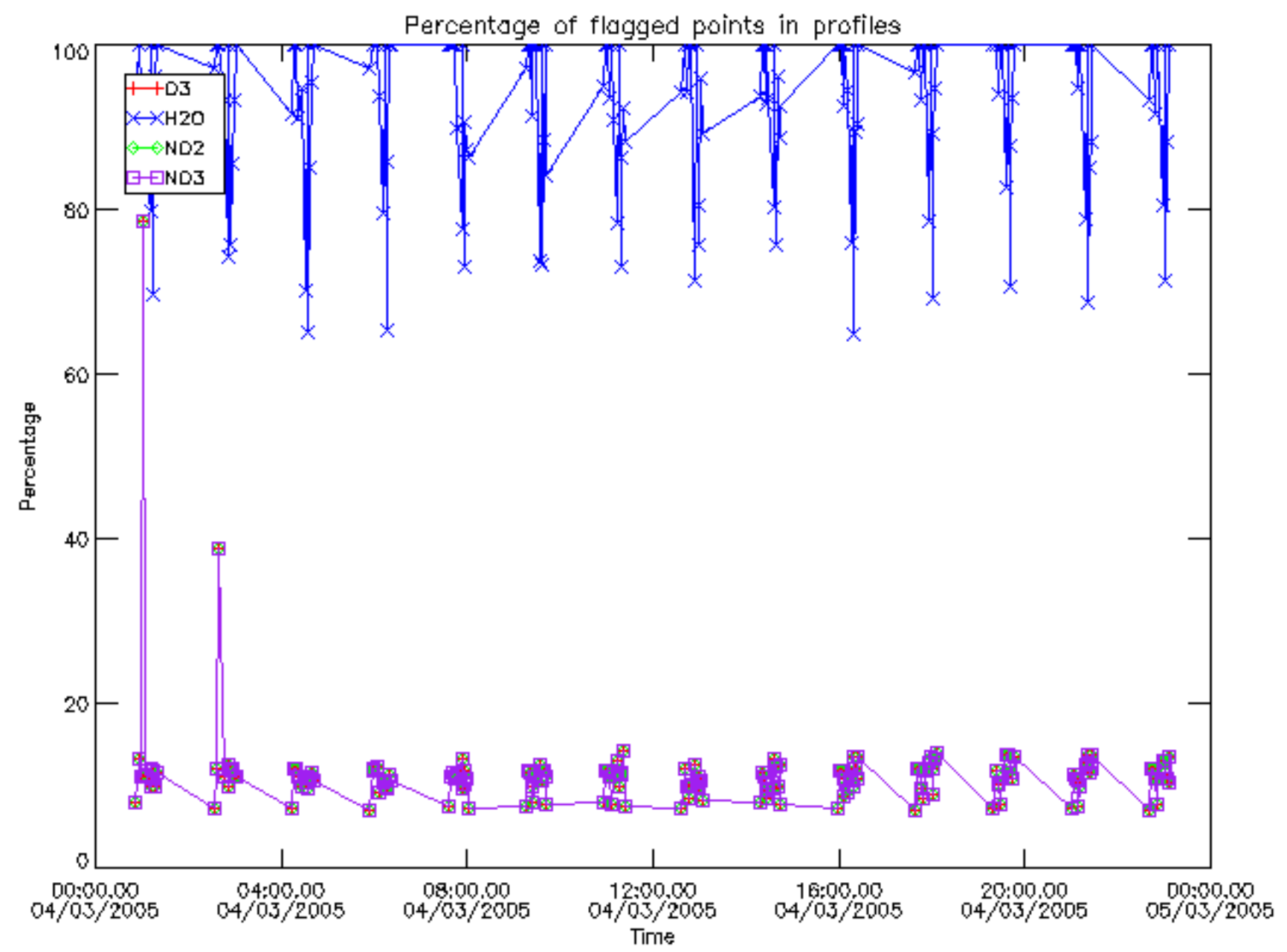




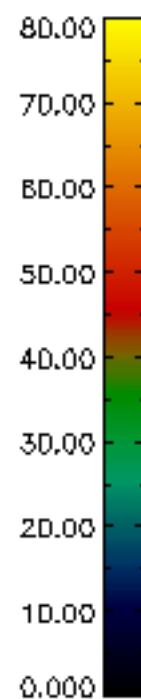
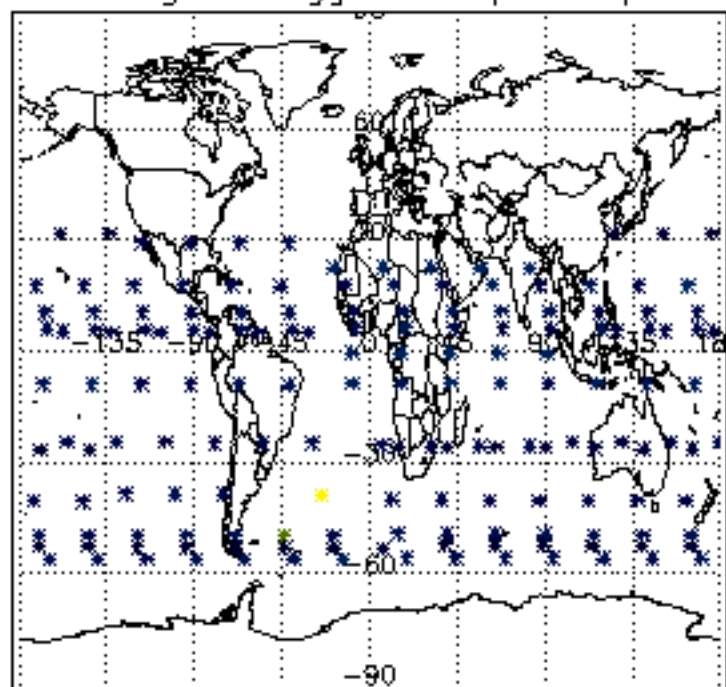




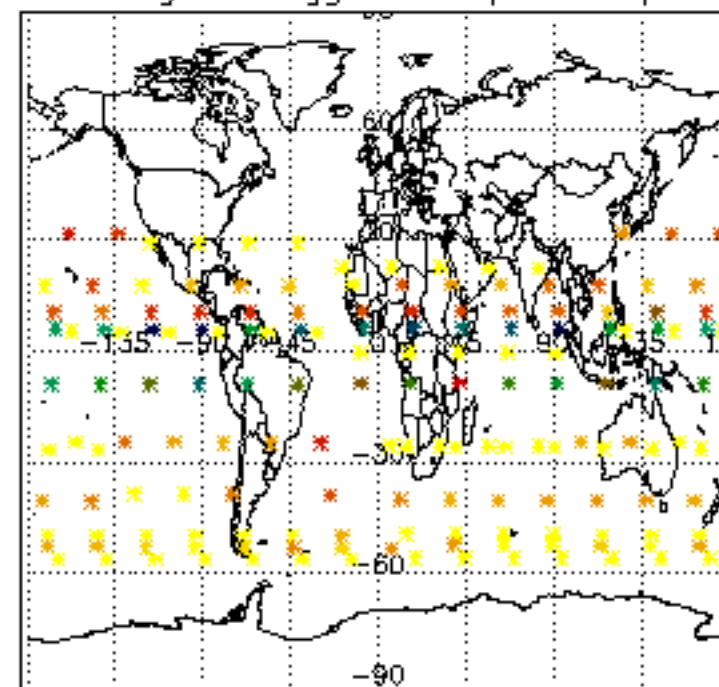




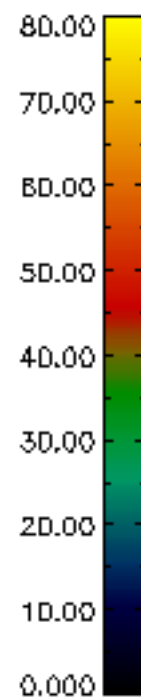
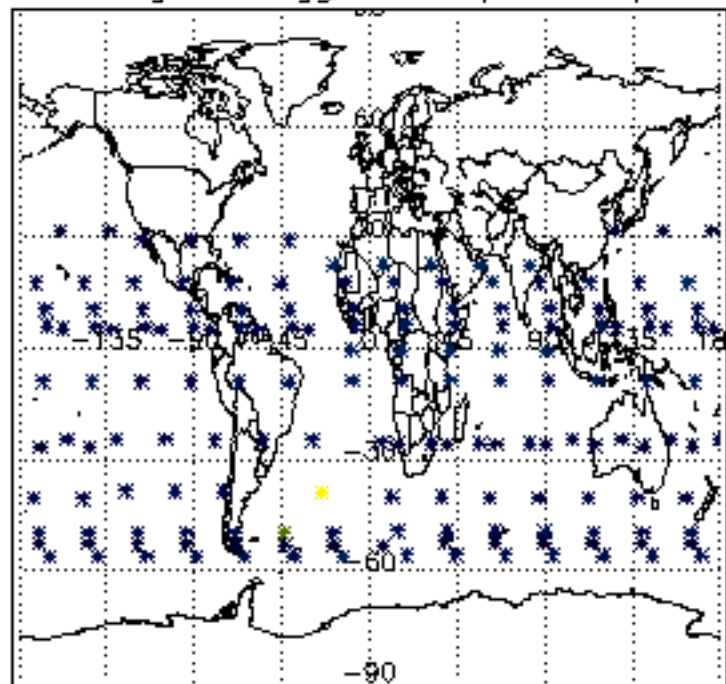
Percentage of flagged data per D3 profile



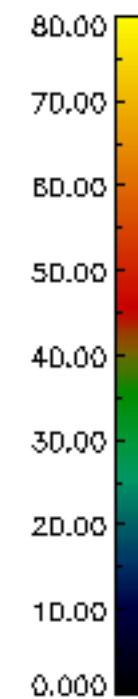
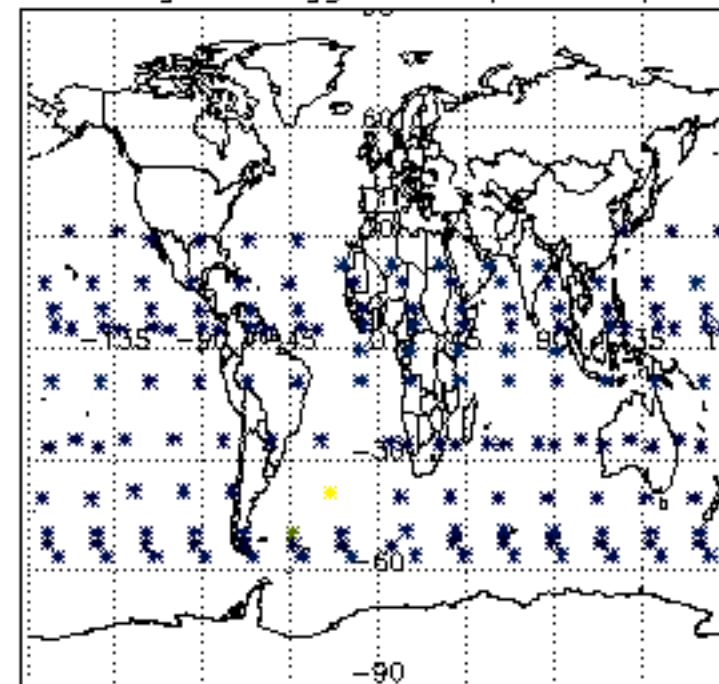
Percentage of flagged data per H2O profile

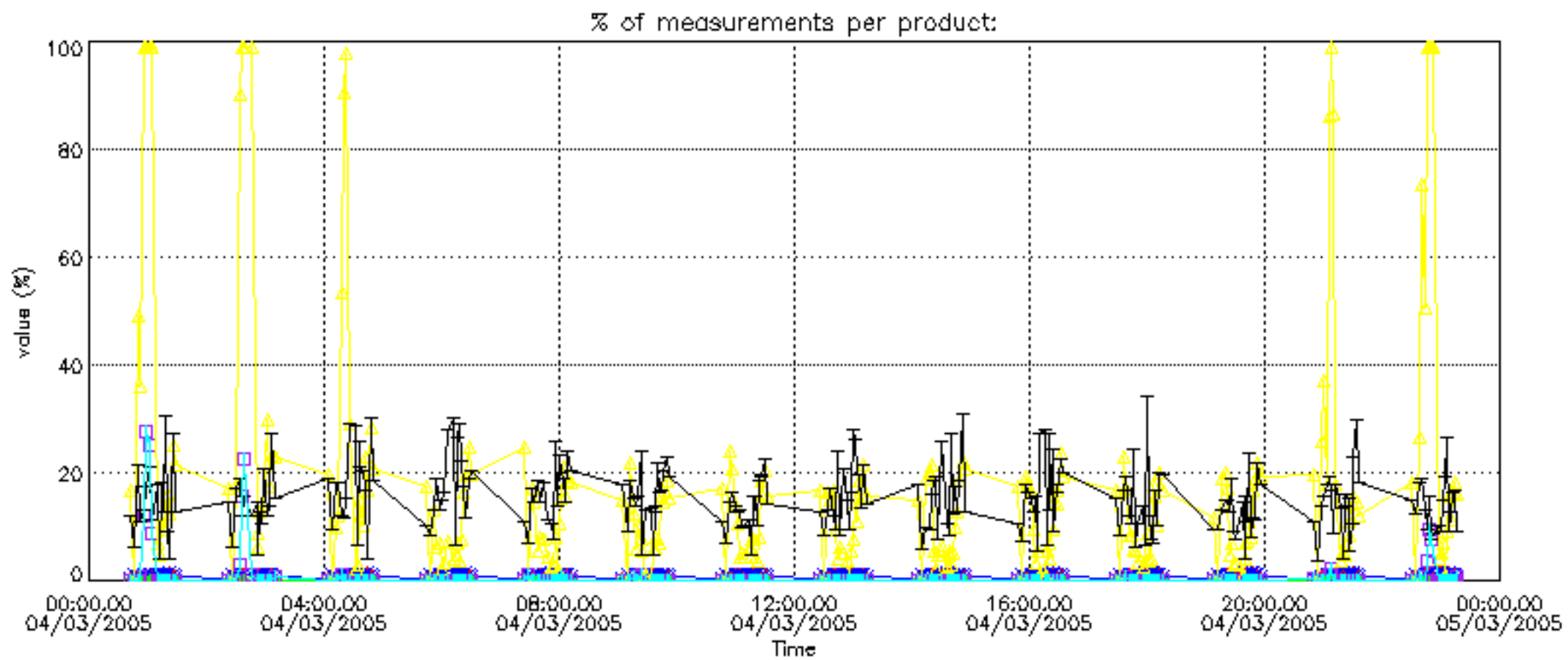


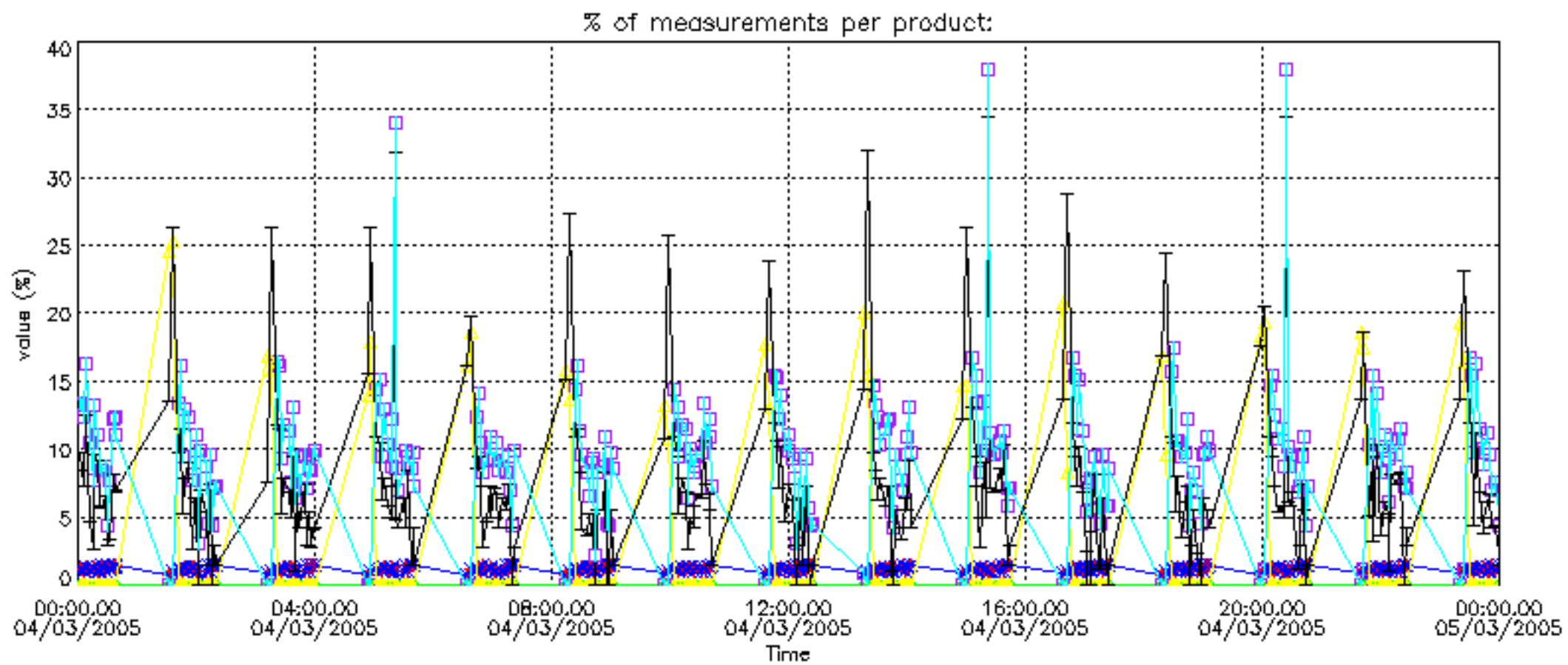
Percentage of flagged data per NO2 profile



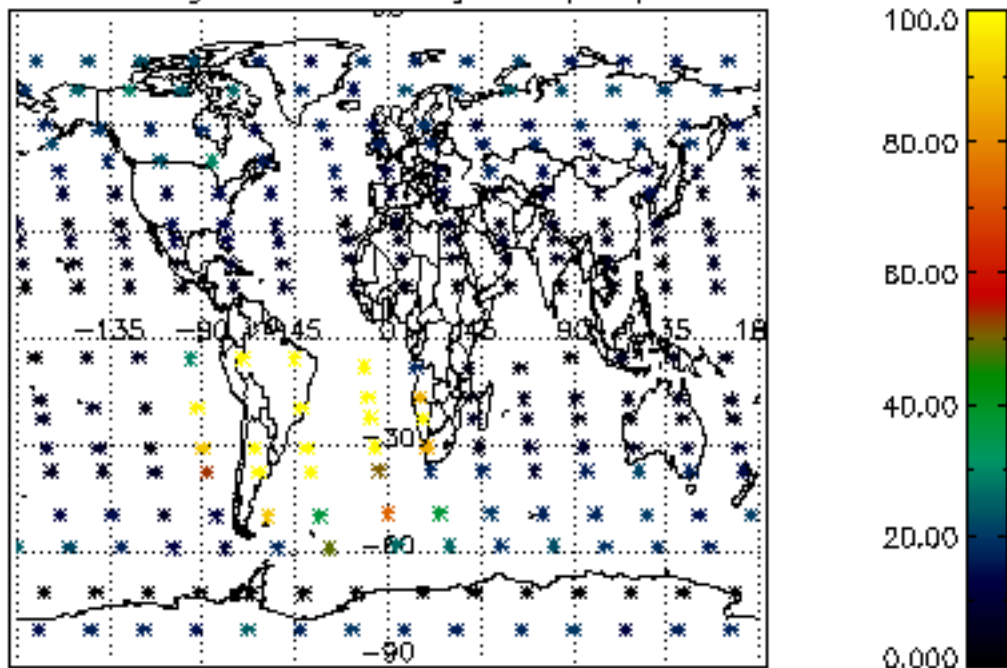
Percentage of flagged data per NO3 profile



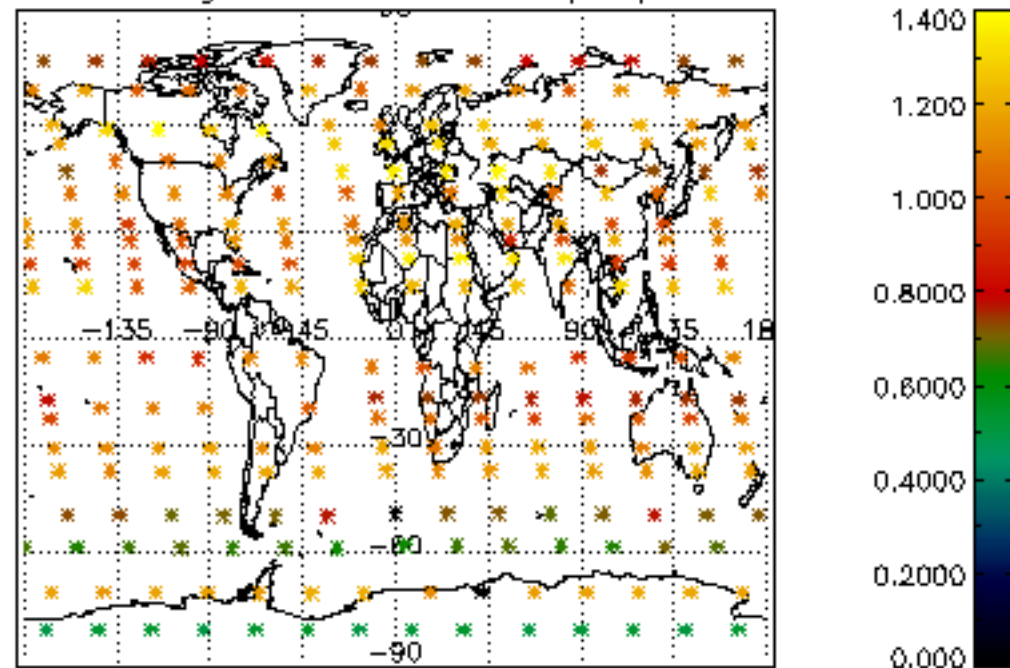




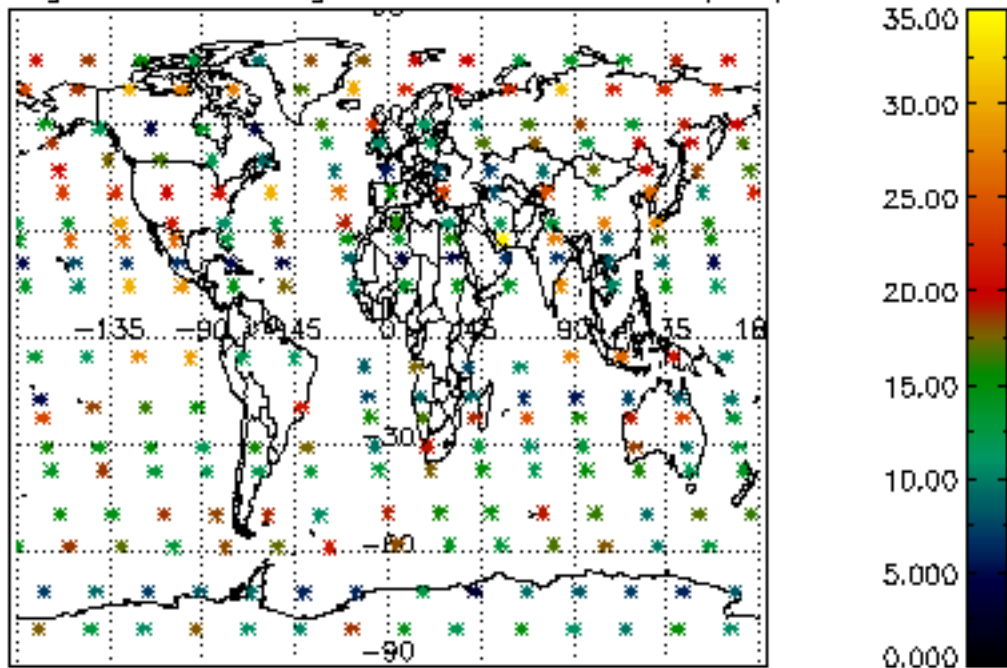
Percentage of cosmic ray hits per profile



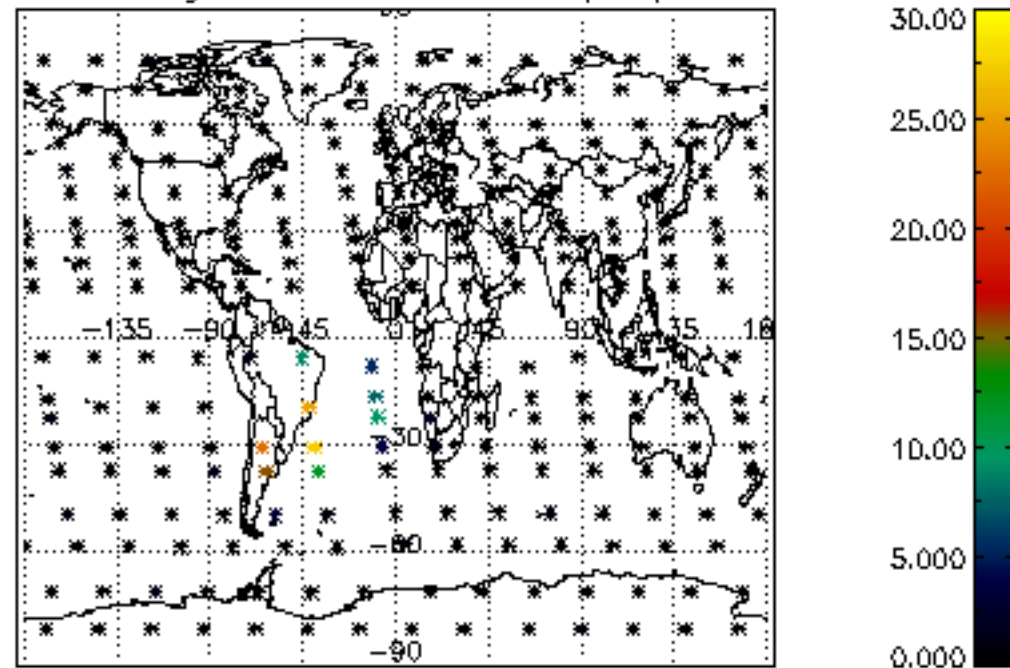
Percentage of datation errors per profile



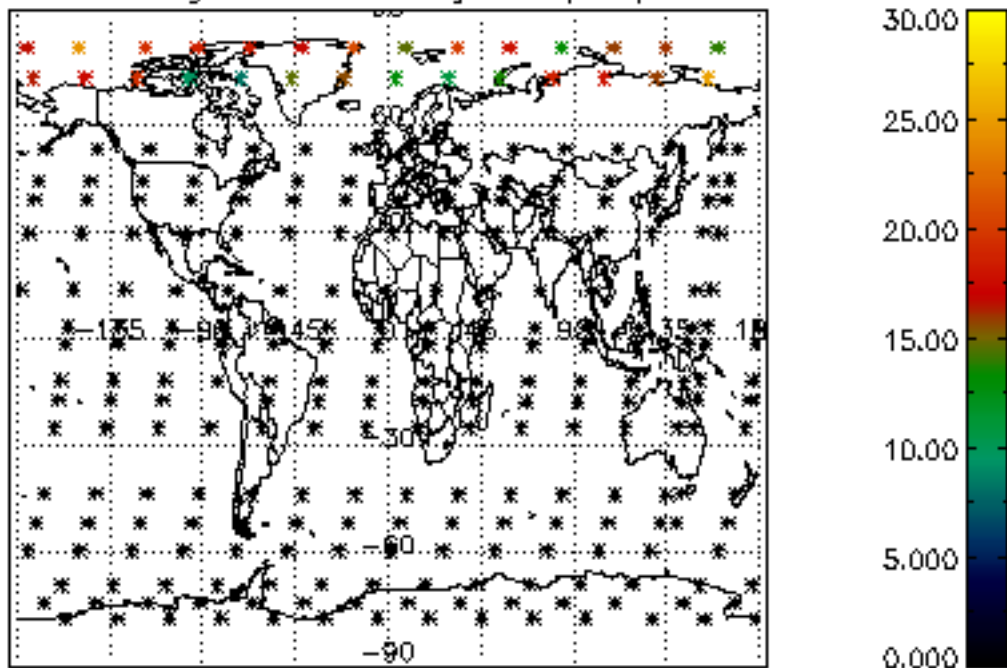
Percentage of star falling outside central band per profile



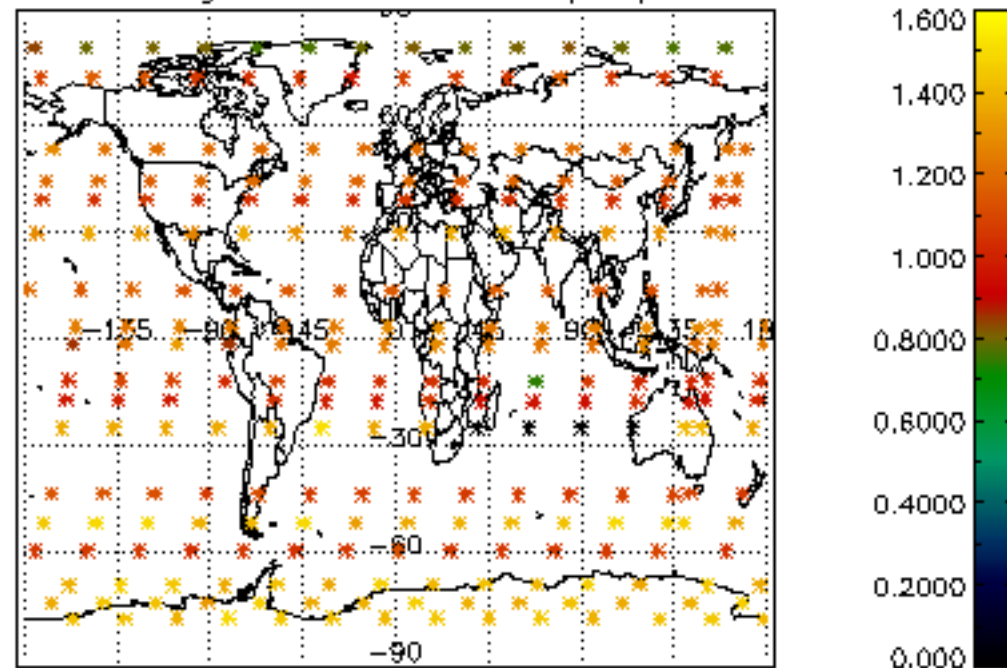
Percentage of saturation errors per profile



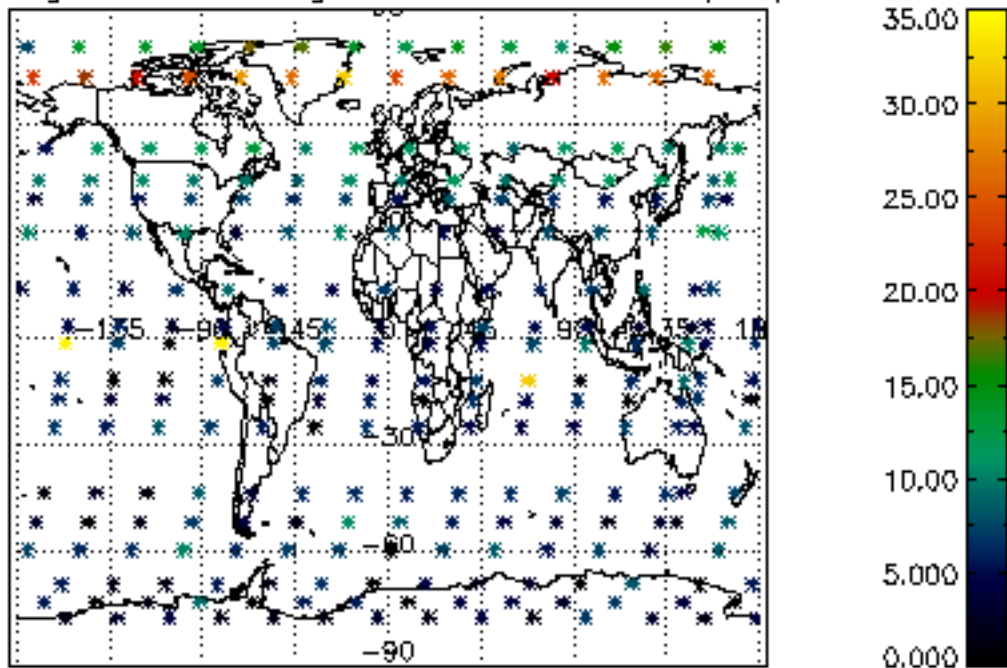
Percentage of cosmic ray hits per profile



Percentage of datation errors per profile



Percentage of star falling outside central band per profile



Percentage of saturation errors per profile

