

GOMOS Level 2 Daily Report

SUMMARY

[1. General Info](#)

[2. Summary of processed GOM_NL_2P products](#)

[3. Level 2 Quality information per product](#)

[3.1 Plot of level 2 quality information per product \(time dependant\)](#)

[3.2 Plot of level 2 quality information per product \(world map\)](#)

[4. Level 1 Quality information per product \(stored on level 2 products\)](#)

[4.1 Plot of level 1 quality information per product \(time dependant\)](#)

[4.1.1 Plot of level 1 quality information per product \(time dependant\): ASCENDING](#)

[4.1.2 Plot of level 1 quality information per product \(time dependant\): DESCENDING](#)

[4.2 Plot of level 1 quality information per product \(world map\)](#)

[4.2.1 Plot of level 1 quality information per product \(world map\): ASCENDING](#)

[4.2.2 Plot of level 1 quality information per product \(world map\): DESCENDING](#)

[5. Ozone profiles based on quality statistics and other trace gas profiles](#)

[5.1 Ozone statistics based on quality of products](#)

[5.2 Plot ozone profiles for all STD \(dark without errors\)](#)

[5.3 Plot ozone profiles where STD < 20% \(dark without errors\)](#)

[5.4. Plot ozone profiles where STD < 10% \(dark without errors\)](#)

[5.5. Plot ozone profiles where STD < 5% \(dark without errors\)](#)

[5.6 Plot NO2 profiles for all STD \(dark without errors\)](#)

[5.7 Plot NO3 profiles for all STD \(dark without errors\)](#)

[5.8 Plot H2O profiles \(only for occultations of stars 1,2,3,4,13,14,16,26,63 dark without errors\) for all STD](#)

[6. Auxiliary Data Files used for the production reported in section 2](#)

This report presents the daily analysis on parameters extracted from GOMOS level 2 data (GOM_NL__2P).
 It is intended to monitor some important parameters that will impact the quality of these products.
 A list of level 2 products (and content) that have arrived during the reporting day to the PCF is also given.

Item	Value
Time of report generation	18APR2013 08:50:00
Data source version	GOMOS/6.01
Start time of products	11-01-2005 (11JAN2005 00:00:00)
Stop time of products	12-01-2005 (12JAN2005 00:00:00)
Store outputs in DB	Yes
Nb of level 2 prods	358
Nb of prods with errors	1

2. Summary of processed GOM_NL__2P products.

Nr	Filename	UTC Start time	Limb	Duration	Star Id	Star Name	Star Mag	Star Temp	Nb Meas	Orbit	Prod. error
1	GOM_NL__2PRFIN20050111_012617_000000522033_00403_14986_7753.N1	11-JAN-2005 01:26:17	Dark	52.000	98	13Zet Oph	2.5710	30000.	104	14986	Yes
2	GOM_NL__2PRFIN20050111_012813_000000482033_00403_14986_7754.N1	11-JAN-2005 01:28:13	Twilight	47.500	104	27Bet Lib	2.6140	13100.	95	14986	No
3	GOM_NL__2PRFIN20050111_013043_000000522033_00403_14986_7755.N1	11-JAN-2005 01:30:43	Twilight	51.500	16	21Alp Sco	1.0200	3000.0	103	14986	No
4	GOM_NL__2PRFIN20050111_013550_000000402033_00403_14986_7756.N1	11-JAN-2005 01:35:50	Dark	40.000	131	Gam Lup	2.8000	26000.	80	14986	No
5	GOM_NL__2PRFIN20050111_013727_000000422033_00403_14986_7757.N1	11-JAN-2005 01:37:27	Dark	41.500	109	Bet Lup	2.6770	26000.	83	14986	No
6	GOM_NL__2PRFIN20050111_013858_000000442033_00403_14986_7758.N1	11-JAN-2005 01:38:58	Dark	43.500	78	Alp Lup	2.3040	28000.	87	14986	No
7	GOM_NL__2PRFIN20050111_014146_000000422033_00404_14987_7753.N1	11-JAN-2005 01:41:46	Dark	41.500	4	Alp1Cen	-0.010000	5800.0	83	14987	No
8	GOM_NL__2PRFIN20050111_014505_000000472033_00404_14987_7754.N1	11-JAN-2005 01:45:05	Dark	46.500	20	Bet Cru	1.2530	30000.	93	14987	No
9	GOM_NL__2PRFIN20050111_014920_000000392033_00404_14987_7755.N1	11-JAN-2005 01:49:20	Dark	38.500	124	The Car	2.7640	30000.	77	14987	No
10	GOM_NL__2PRFIN20050111_015052_000000432033_00404_14987_7756.N1	11-JAN-2005 01:50:52	Dark	42.500	29	Bet Car	1.6720	10200.	85	14987	No
11	GOM_NL__2PRFIN20050111_015239_000000422033_00404_14987_7757.N1	11-JAN-2005 01:52:39	Dark	42.000	71	lot Car	2.2460	7700.0	84	14987	No
12	GOM_NL__2PRFIN20050111_015400_000000502033_00404_14987_7758.N1	11-JAN-2005 01:54:00	Dark	49.500	41	Eps Car	1.8600	4100.0	99	14987	No
13	GOM_NL__2PRFIN20050111_015747_000000492033_00404_14987_7759.N1	11-JAN-2005 01:57:47	Dark	49.000	2	Alp Car	-0.73600	7000.0	98	14987	No
14	GOM_NL__2PRFIN20050111_015928_000000442033_00404_14987_7760.N1	11-JAN-2005 01:59:28	Dark	43.500	70	Zet Pup	2.2460	39000.	87	14987	No
15	GOM_NL__2PRFIN20050111_020114_000000482033_00404_14987_7761.N1	11-JAN-2005 02:01:14	Straylight	48.000	117	Pi Pup	2.7060	3800.0	96	14987	No
16	GOM_NL__2PRFIN20050111_020351_000000452033_00404_14987_7762.N1	11-JAN-2005 02:03:51	Straylight	44.500	23	21Eps CMa	1.5020	26000.	89	14987	No
17	GOM_NL__2PRFIN20050111_020517_000000422033_00404_14987_7763.N1	11-JAN-2005 02:05:17	Straylight	42.000	179	24Omi2CMa	3.0320	24000.	84	14987	No
18	GOM_NL__2PRFIN20050111_020734_000000492033_00404_14987_7764.N1	11-JAN-2005 02:07:34	Straylight	49.000	1	9Alp CMa	-1.4400	11000.	98	14987	No
19	GOM_NL__2PRFIN20050111_021047_000000482033_00404_14987_7765.N1	11-JAN-2005 02:10:47	Straylight	48.000	7	19Bet Ori	0.10000	14000.	96	14987	No
20	GOM_NL__2PRFIN20050111_021230_000000442033_00404_14987_7766.N1	11-JAN-2005 02:12:30	Twilight	43.500	30	46Eps Ori	1.6940	30000.	87	14987	No
21	GOM_NL__2PRFIN20050111_021443_000000672033_00404_14987_7767.N1	11-JAN-2005 02:14:43	Twilight	67.000	8	10Alp CMi	0.40000	6500.0	134	14987	No
22	GOM_NL__2PRFIN20050111_021728_000000462033_00404_14987_7768.N1	11-JAN-2005 02:17:28	Twilight	45.500	44	24Gam Gem	1.9280	11000.	91	14987	No
23	GOM_NL__2PRFIN20050111_021909_000000452033_00404_14987_7769.N1	11-JAN-2005 02:19:09	Bright	44.500	151	13Mu Gem	2.8900	3000.0	89	14987	No
24	GOM_NL__2PRFIN20050111_022050_000000392033_00404_14987_7770.N1	11-JAN-2005 02:20:50	Bright	39.000	28	12Bet Tau	1.6500	15200.	78	14987	No
25	GOM_NL__2PRFIN20050111_022219_000000402033_00404_14987_7771.N1	11-JAN-2005 02:22:19	Bright	40.000	114	3lot Aur	2.6930	4600.0	80	14987	No
26	GOM_NL__2PRFIN20050111_022529_000000392033_00404_14987_7772.N1	11-JAN-2005 02:25:29	Bright	38.500	42	34Bet Aur	1.9000	10200.	77	14987	No
27	GOM_NL__2PRFIN20050111_022728_000000382033_00404_14987_7773.N1	11-JAN-2005 02:27:28	Bright	37.500	175	39Del Per	3.0100	19400.	75	14987	No
28	GOM_NL__2PRFIN20050111_022946_000000392033_00404_14987_7774.N1	11-JAN-2005 02:29:46	Bright	39.000	160	23Gam Per	2.9300	4700.0	78	14987	No
29	GOM_NL__2PRFIN20050111_023758_000000372033_00404_14987_7775.N1	11-JAN-2005 02:37:58	Bright	37.000	49	1Alp UMi	1.9900	6300.0	74	14987	No
30	GOM_NL__2PRFIN20050111_023938_000000532033_00404_14987_7776.N1	11-JAN-2005 02:39:38	Bright	53.000	82	48Bet UMa	2.3650	10600.	106	14987	No
31	GOM_NL__2PRFIN20050111_024206_000000402033_00404_14987_7777.N1	11-JAN-2005 02:42:06	Bright	40.000	60	7Bet UMi	2.0810	3950.0	80	14987	No
32	GOM_NL__2PRFIN20050111_024454_000000502033_00404_14987_7778.N1	11-JAN-2005 02:44:54	Bright	50.000	32	77Eps UMa	1.7630	11000.	100	14987	No
33	GOM_NL__2PRFIN20050111_024844_000000362033_00404_14987_7779.N1	11-JAN-2005 02:48:44	Bright	36.000	130	23Bet Dra	2.7990	5800.0	72	14987	No
34	GOM_NL__2PRFIN20050111_025145_000000362033_00404_14987_7780.N1	11-JAN-2005 02:51:45	Bright	35.500	5	3Alp Lyr	0.033000	11000.	71	14987	No
35	GOM_NL__2PRFIN20050111_025329_000000712033_00404_14987_7781.N1	11-JAN-2005 02:53:29	Bright	71.000	180	27Gam Boo	3.0400	8000.0	142	14987	No
36	GOM_NL__2PRFIN20050111_025743_000000542033_00404_14987_7782.N1	11-JAN-2005 02:57:43	Bright	53.500	83		2.3780	11000.	107	14987	No
37	GOM_NL__2PRFIN20050111_025945_000000352033_00404_14987_7783.N1	11-JAN-2005 02:59:45	Bright	34.500	59	55Alp Oph	2.0800	8900.0	69	14987	No
38	GOM_NL__2PRFIN20050111_030308_000000792033_00404_14987_7784.N1	11-JAN-2005 03:03:08	Twilight	78.500	111	8Eta Boo	2.6800	6000.0	157	14987	No
39	GOM_NL__2PRFIN20050111_030653_000000372033_00404_14987_7785.N1	11-JAN-2005 03:06:53	Bright	37.000	98	13Zet Oph	2.5710	30000.	74	14987	No
40	GOM_NL__2PRFIN20050111_030849_000000482033_00404_14987_7786.N1	11-JAN-2005 03:08:49	Twilight	47.500	104	27Bet Lib	2.6140	13100.	95	14987	No
41	GOM_NL__2PRFIN20050111_031117_000000512033_00404_14987_7787.N1	11-JAN-2005 03:11:17	Twilight	51.000	16	21Alp Sco	1.0200	3000.0	102	14987	No
42	GOM_NL__2PRFIN20050111_031626_000000392033_00404_14987_7788.N1	11-JAN-2005 03:16:26	Dark	39.000	131	Gam Lup	2.8000	26000.	78	14987	No

43	GOM_NL__2PRFIN20050111_031801_000000432033_00404_14987_7789.N1	11-JAN-2005 03:18:01	Dark	42.500	109	Bet Lup	2.6770	26000.	85	14987	No
44	GOM_NL__2PRFIN20050111_031935_000000422033_00404_14987_7790.N1	11-JAN-2005 03:19:35	Dark	41.500	78	Alp Lup	2.3040	28000.	83	14987	No
45	GOM_NL__2PRFIN20050111_032222_000000432033_00405_14988_7753.N1	11-JAN-2005 03:22:22	Dark	42.500	4	Alp1Cen	-0.010000	5800.0	85	14988	No
46	GOM_NL__2PRFIN20050111_032542_000000432033_00405_14988_7754.N1	11-JAN-2005 03:25:42	Dark	42.500	20	Bet Cru	1.2530	30000.	85	14988	No
47	GOM_NL__2PRFIN20050111_032956_000000392033_00405_14988_7755.N1	11-JAN-2005 03:29:56	Dark	38.500	124	The Car	2.7640	30000.	77	14988	No
48	GOM_NL__2PRFIN20050111_033129_000000462033_00405_14988_7756.N1	11-JAN-2005 03:31:29	Dark	46.000	29	Bet Car	1.6720	10200.	92	14988	No
49	GOM_NL__2PRFIN20050111_033315_000000402033_00405_14988_7757.N1	11-JAN-2005 03:33:15	Dark	40.000	71	lot Car	2.2460	7700.0	80	14988	No
50	GOM_NL__2PRFIN20050111_033437_000000422033_00405_14988_7758.N1	11-JAN-2005 03:34:37	Dark	41.500	41	Eps Car	1.8600	4100.0	83	14988	No
51	GOM_NL__2PRFIN20050111_033823_000000432033_00405_14988_7759.N1	11-JAN-2005 03:38:23	Dark	43.000	2	Alp Car	-0.73600	7000.0	86	14988	No
52	GOM_NL__2PRFIN20050111_034004_000000452033_00405_14988_7760.N1	11-JAN-2005 03:40:04	Dark	44.500	70	Zet Pup	2.2460	39000.	89	14988	No
53	GOM_NL__2PRFIN20050111_034150_000000432033_00405_14988_7761.N1	11-JAN-2005 03:41:50	Straylight	42.500	117	Pi Pup	2.7060	3800.0	85	14988	No
54	GOM_NL__2PRFIN20050111_034427_000000452033_00405_14988_7762.N1	11-JAN-2005 03:44:27	Straylight	45.000	23	21Eps CMa	1.5020	26000.	90	14988	No
55	GOM_NL__2PRFIN20050111_034554_000000442033_00405_14988_7763.N1	11-JAN-2005 03:45:54	Straylight	43.500	179	24Omi2CMa	3.0320	24000.	87	14988	No
56	GOM_NL__2PRFIN20050111_034810_000000462033_00405_14988_7764.N1	11-JAN-2005 03:48:10	Straylight	46.000	1	9Alp CMa	-1.4400	11000.	92	14988	No
57	GOM_NL__2PRFIN20050111_035123_000000472033_00405_14988_7765.N1	11-JAN-2005 03:51:23	Straylight	46.500	7	19Bet Ori	0.10000	14000.	93	14988	No
58	GOM_NL__2PRFIN20050111_035306_000000442033_00405_14988_7766.N1	11-JAN-2005 03:53:06	Tw_i_and_stray	43.500	30	46Eps Ori	1.6940	30000.	87	14988	No
59	GOM_NL__2PRFIN20050111_035518_000000672033_00405_14988_7767.N1	11-JAN-2005 03:55:18	Tw_i_and_stray	67.000	8	10Alp CMi	0.40000	6500.0	134	14988	No
60	GOM_NL__2PRFIN20050111_035803_000000462033_00405_14988_7768.N1	11-JAN-2005 03:58:03	Tw_i_and_stray	45.500	44	24Gam Gem	1.9280	11000.	91	14988	No
61	GOM_NL__2PRFIN20050111_035945_000000422033_00405_14988_7769.N1	11-JAN-2005 03:59:45	Bright	41.500	151	13Mu Gem	2.8900	3000.0	83	14988	No
62	GOM_NL__2PRFIN20050111_040124_000000432033_00405_14988_7770.N1	11-JAN-2005 04:01:24	Bright	43.000	28	12Bet Tau	1.6500	15200.	86	14988	No
63	GOM_NL__2PRFIN20050111_040256_000000382033_00405_14988_7771.N1	11-JAN-2005 04:02:56	Bright	38.000	114	3lot Aur	2.6930	4600.0	76	14988	No
64	GOM_NL__2PRFIN20050111_040605_000000372033_00405_14988_7772.N1	11-JAN-2005 04:06:05	Bright	37.000	42	34Bet Aur	1.9000	10200.	74	14988	No
65	GOM_NL__2PRFIN20050111_040804_000000382033_00405_14988_7773.N1	11-JAN-2005 04:08:04	Bright	38.000	175	39Del Per	3.0100	19400.	76	14988	No
66	GOM_NL__2PRFIN20050111_041023_000000392033_00405_14988_7774.N1	11-JAN-2005 04:10:23	Bright	39.000	160	23Gam Per	2.9300	4700.0	78	14988	No
67	GOM_NL__2PRFIN20050111_041834_000000372033_00405_14988_7775.N1	11-JAN-2005 04:18:34	Bright	36.500	49	1Alp UMi	1.9900	6300.0	73	14988	No
68	GOM_NL__2PRFIN20050111_042013_000000542033_00405_14988_7776.N1	11-JAN-2005 04:20:13	Bright	54.000	82	48Bet UMa	2.3650	10600.	108	14988	No
69	GOM_NL__2PRFIN20050111_042242_000000402033_00405_14988_7777.N1	11-JAN-2005 04:22:42	Bright	40.000	60	7Bet UMi	2.0810	3950.0	80	14988	No
70	GOM_NL__2PRFIN20050111_042529_000000512033_00405_14988_7778.N1	11-JAN-2005 04:25:29	Bright	51.000	32	77Eps UMa	1.7630	11000.	102	14988	No
71	GOM_NL__2PRFIN20050111_042920_000000362033_00405_14988_7779.N1	11-JAN-2005 04:29:20	Bright	35.500	130	23Bet Dra	2.7990	5800.0	71	14988	No
72	GOM_NL__2PRFIN20050111_043221_000000382033_00405_14988_7780.N1	11-JAN-2005 04:32:21	Bright	38.000	5	3Alp Lyr	0.033000	11000.	76	14988	No
73	GOM_NL__2PRFIN20050111_043404_000000492033_00405_14988_7781.N1	11-JAN-2005 04:34:04	Bright	48.500	180	27Gam Boo	3.0400	8000.0	97	14988	No
74	GOM_NL__2PRFIN20050111_043819_000000722033_00405_14988_7782.N1	11-JAN-2005 04:38:19	Bright	72.000	83		2.3780	11000.	144	14988	No
75	GOM_NL__2PRFIN20050111_044021_000000352033_00405_14988_7783.N1	11-JAN-2005 04:40:21	Bright	35.000	59	55Alp Oph	2.0800	8900.0	70	14988	No
76	GOM_NL__2PRFIN20050111_044345_000000862033_00405_14988_7784.N1	11-JAN-2005 04:43:45	Tw_i_and_stray	86.000	111	8Eta Boo	2.6800	6000.0	172	14988	No
77	GOM_NL__2PRFIN20050111_044730_000000382033_00405_14988_7785.N1	11-JAN-2005 04:47:30	Bright	38.000	98	13Zet Oph	2.5710	30000.	76	14988	No
78	GOM_NL__2PRFIN20050111_044926_000000462033_00405_14988_7786.N1	11-JAN-2005 04:49:26	Tw_i_and_stray	45.500	104	27Bet Lib	2.6140	13100.	91	14988	No
79	GOM_NL__2PRFIN20050111_045156_000000522033_00405_14988_7787.N1	11-JAN-2005 04:51:56	Tw_i_and_stray	52.000	16	21Alp Sco	1.0200	3000.0	104	14988	No
80	GOM_NL__2PRFIN20050111_045703_000000402033_00405_14988_7788.N1	11-JAN-2005 04:57:03	Dark	39.500	131	Gam Lup	2.8000	26000.	79	14988	No
81	GOM_NL__2PRFIN20050111_045840_000000422033_00405_14988_7789.N1	11-JAN-2005 04:58:40	Dark	41.500	109	Bet Lup	2.6770	26000.	83	14988	No
82	GOM_NL__2PRFIN20050111_050011_000000412033_00405_14988_7790.N1	11-JAN-2005 05:00:11	Dark	40.500	78	Alp Lup	2.3040	28000.	81	14988	No
83	GOM_NL__2PRFIN20050111_050258_000000532033_00406_14989_7753.N1	11-JAN-2005 05:02:58	Dark	53.000	4	Alp1Cen	-0.010000	5800.0	106	14989	No
84	GOM_NL__2PRFIN20050111_050619_000000482033_00406_14989_7754.N1	11-JAN-2005 05:06:19	Dark	48.000	20	Bet Cru	1.2530	30000.	96	14989	No
85	GOM_NL__2PRFIN20050111_051033_000000402033_00406_14989_7755.N1	11-JAN-2005 05:10:33	Dark	40.000	124	The Car	2.7640	30000.	80	14989	No
86	GOM_NL__2PRFIN20050111_051205_000000432033_00406_14989_7756.N1	11-JAN-2005 05:12:05	Dark	42.500	29	Bet Car	1.6720	10200.	85	14989	No
87	GOM_NL__2PRFIN20050111_051352_000000412033_00406_14989_7757.N1	11-JAN-2005 05:13:52	Dark	40.500	71	lot Car	2.2460	7700.0	81	14989	No
88	GOM_NL__2PRFIN20050111_051513_000000392033_00406_14989_7758.N1	11-JAN-2005 05:15:13	Dark	39.000	41	Eps Car	1.8600	4100.0	78	14989	No
89	GOM_NL__2PRFIN20050111_051900_000000442033_00406_14989_7759.N1	11-JAN-2005 05:19:00	Dark	44.000	2	Alp Car	-0.73600	7000.0	88	14989	No
90	GOM_NL__2PRFIN20050111_052041_000000472033_00406_14989_7760.N1	11-JAN-2005 05:20:41	Dark	46.500	70	Zet Pup	2.2460	39000.	93	14989	No
91	GOM_NL__2PRFIN20050111_052226_000000472033_00406_14989_7761.N1	11-JAN-2005 05:22:26	Straylight	47.000	117	Pi Pup	2.7060	3800.0	94	14989	No
92	GOM_NL__2PRFIN20050111_052503_000000462033_00406_14989_7762.N1	11-JAN-2005 05:25:03	Straylight	46.000	23	21Eps CMa	1.5020	26000.	92	14989	No
93	GOM_NL__2PRFIN20050111_052630_000000432033_00406_14989_7763.N1	11-JAN-2005 05:26:30	Straylight	42.500	179	24Omi2CMa	3.0320	24000.	85	14989	No
94	GOM_NL__2PRFIN20050111_052846_000000502033_00406_14989_7764.N1	11-JAN-2005 05:28:46	Straylight	49.500	1	9Alp CMa	-1.4400	11000.	99	14989	No
95	GOM_NL__2PRFIN20050111_053159_000000522033_00406_14989_7765.N1	11-JAN-2005 05:31:59	Straylight	51.500	7	19Bet Ori	0.10000	14000.	103	14989	No
96	GOM_NL__2PRFIN20050111_053342_000000392033_00406_14989_7766.N1	11-JAN-2005 05:33:42	Tw_i_and_stray	39.000	30	46Eps Ori	1.6940	30000.	78	14989	No
97	GOM_NL__2PRFIN20050111_053554_000000672033_00406_14989_7767.N1	11-JAN-2005 05:35:54	Tw_i_and_stray	67.000	8	10Alp CMi	0.40000	6500.0	134	14989	No
98	GOM_NL__2PRFIN20050111_053838_000000482033_00406_14989_7768.N1	11-JAN-2005 05:38:38	Tw_i_and_stray	48.000	44	24Gam Gem	1.9280	11000.	96	14989	No
99	GOM_NL__2PRFIN20050111_054020_000000552033_00406_14989_7769.N1	11-JAN-2005 05:40:20	Bright	55.000	151	13Mu Gem	2.8900	3000.0	110	14989	No
100	GOM_NL__2PRFIN20050111_054202_000000392033_00406_14989_7770.N1	11-JAN-2005 05:42:02	Bright	39.000	28	12Bet Tau	1.6500	15200.	78	14989	No
101	GOM_NL__2PRFIN20050111_054332_000000402033_00406_14989_7771.N1	11-JAN-2005 05:43:32	Bright	40.000	114	3lot Aur	2.6930	4600.0	80	14989	No

102	GOM_NL__2PRFIN20050111_054640_000000402033_00406_14989_7772.N1	11-JAN-2005 05:46:40	Bright	39.500	42	34Bet Aur	1.9000	10200.	79	14989	No
103	GOM_NL__2PRFIN20050111_054841_000000372033_00406_14989_7773.N1	11-JAN-2005 05:48:41	Bright	37.000	175	39Del Per	3.0100	19400.	74	14989	No
104	GOM_NL__2PRFIN20050111_055100_000000392033_00406_14989_7774.N1	11-JAN-2005 05:51:00	Bright	39.000	160	23Gam Per	2.9300	4700.0	78	14989	No
105	GOM_NL__2PRFIN20050111_055910_000000372033_00406_14989_7775.N1	11-JAN-2005 05:59:10	Bright	37.000	49	1Alp UMi	1.9900	6300.0	74	14989	No
106	GOM_NL__2PRFIN20050111_060048_000000532033_00406_14989_7776.N1	11-JAN-2005 06:00:48	Bright	53.000	82	48Bet UMa	2.3650	10600.	106	14989	No
107	GOM_NL__2PRFIN20050111_060318_000000372033_00406_14989_7777.N1	11-JAN-2005 06:03:18	Bright	36.500	60	7Bet UMi	2.0810	3950.0	73	14989	No
108	GOM_NL__2PRFIN20050111_060605_000000502033_00406_14989_7778.N1	11-JAN-2005 06:06:05	Bright	50.000	32	77Eps UMa	1.7630	11000.	100	14989	No
109	GOM_NL__2PRFIN20050111_060957_000000352033_00406_14989_7779.N1	11-JAN-2005 06:09:57	Bright	35.000	130	23Bet Dra	2.7990	5800.0	70	14989	No
110	GOM_NL__2PRFIN20050111_061258_000000352033_00406_14989_7780.N1	11-JAN-2005 06:12:58	Bright	34.500	5	3Alp Lyr	0.033000	11000.	69	14989	No
111	GOM_NL__2PRFIN20050111_061440_000000482033_00406_14989_7781.N1	11-JAN-2005 06:14:40	Bright	47.500	180	27Gam Boo	3.0400	8000.0	95	14989	No
112	GOM_NL__2PRFIN20050111_061855_000000502033_00406_14989_7782.N1	11-JAN-2005 06:18:55	Bright	50.000	83		2.3780	11000.	100	14989	No
113	GOM_NL__2PRFIN20050111_062058_000000352033_00406_14989_7783.N1	11-JAN-2005 06:20:58	Bright	34.500	59	55Alp Oph	2.0800	8900.0	69	14989	No
114	GOM_NL__2PRFIN20050111_062422_000000822033_00406_14989_7784.N1	11-JAN-2005 06:24:22	Tw_i_and_stray	82.000	111	8Eta Boo	2.6800	6000.0	164	14989	No
115	GOM_NL__2PRFIN20050111_062806_000000372033_00406_14989_7785.N1	11-JAN-2005 06:28:06	Bright	37.000	98	13Zet Oph	2.5710	30000.	74	14989	No
116	GOM_NL__2PRFIN20050111_063003_000000502033_00406_14989_7786.N1	11-JAN-2005 06:30:03	Tw_i_and_stray	49.500	104	27Bet Lib	2.6140	13100.	99	14989	No
117	GOM_NL__2PRFIN20050111_063233_000000462033_00406_14989_7787.N1	11-JAN-2005 06:32:33	Tw_i_and_stray	46.000	16	21Alp Sco	1.0200	3000.0	92	14989	No
118	GOM_NL__2PRFIN20050111_063740_000000422033_00406_14989_7788.N1	11-JAN-2005 06:37:40	Dark	41.500	131	Gam Lup	2.8000	26000.	83	14989	No
119	GOM_NL__2PRFIN20050111_063917_000000442033_00406_14989_7789.N1	11-JAN-2005 06:39:17	Dark	44.000	109	Bet Lup	2.6770	26000.	88	14989	No
120	GOM_NL__2PRFIN20050111_064048_000000442033_00406_14989_7790.N1	11-JAN-2005 06:40:48	Dark	43.500	78	Alp Lup	2.3040	28000.	87	14989	No
121	GOM_NL__2PRFIN20050111_064335_000000452033_00407_14990_7754.N1	11-JAN-2005 06:43:35	Dark	45.000	4	Alp1Cen	-0.010000	5800.0	90	14990	No
122	GOM_NL__2PRFIN20050111_064655_000000432033_00407_14990_7755.N1	11-JAN-2005 06:46:55	Dark	42.500	20	Bet Cru	1.2530	30000.	85	14990	No
123	GOM_NL__2PRFIN20050111_065109_000000402033_00407_14990_7756.N1	11-JAN-2005 06:51:09	Dark	40.000	124	The Car	2.7640	30000.	80	14990	No
124	GOM_NL__2PRFIN20050111_065241_000000492033_00407_14990_7757.N1	11-JAN-2005 06:52:41	Dark	48.500	29	Bet Car	1.6720	10200.	97	14990	No
125	GOM_NL__2PRFIN20050111_065428_000000422033_00407_14990_7758.N1	11-JAN-2005 06:54:28	Dark	41.500	71	lot Car	2.2460	7700.0	83	14990	No
126	GOM_NL__2PRFIN20050111_065549_000000462033_00407_14990_7759.N1	11-JAN-2005 06:55:49	Dark	45.500	41	Eps Car	1.8600	4100.0	91	14990	No
127	GOM_NL__2PRFIN20050111_065935_000000452033_00407_14990_7760.N1	11-JAN-2005 06:59:35	Dark	44.500	2	Alp Car	-0.73600	7000.0	89	14990	No
128	GOM_NL__2PRFIN20050111_070117_000000462033_00407_14990_7761.N1	11-JAN-2005 07:01:17	Dark	45.500	70	Zet Pup	2.2460	39000.	91	14990	No
129	GOM_NL__2PRFIN20050111_070303_000000512033_00407_14990_7762.N1	11-JAN-2005 07:03:03	Straylight	50.500	117	Pi Pup	2.7060	3800.0	101	14990	No
130	GOM_NL__2PRFIN20050111_070540_000000452033_00407_14990_7763.N1	11-JAN-2005 07:05:40	Straylight	44.500	23	21Eps CMa	1.5020	26000.	89	14990	No
131	GOM_NL__2PRFIN20050111_070706_000000432033_00407_14990_7764.N1	11-JAN-2005 07:07:06	Straylight	42.500	179	24Omi2CMa	3.0320	24000.	85	14990	No
132	GOM_NL__2PRFIN20050111_070922_000000482033_00407_14990_7765.N1	11-JAN-2005 07:09:22	Straylight	48.000	1	9Alp CMa	-1.4400	11000.	96	14990	No
133	GOM_NL__2PRFIN20050111_071236_000000432033_00407_14990_7766.N1	11-JAN-2005 07:12:36	Straylight	43.000	7	19Bet Ori	0.10000	14000.	86	14990	No
134	GOM_NL__2PRFIN20050111_071418_000000432033_00407_14990_7767.N1	11-JAN-2005 07:14:18	Tw_i_and_stray	42.500	30	46Eps Ori	1.6940	30000.	85	14990	No
135	GOM_NL__2PRFIN20050111_071630_000000602033_00407_14990_7768.N1	11-JAN-2005 07:16:30	Tw_i_and_stray	59.500	8	10Alp CMi	0.40000	6500.0	119	14990	No
136	GOM_NL__2PRFIN20050111_071915_000000462033_00407_14990_7769.N1	11-JAN-2005 07:19:15	Tw_i_and_stray	45.500	44	24Gam Gem	1.9280	11000.	91	14990	No
137	GOM_NL__2PRFIN20050111_072056_000000462033_00407_14990_7770.N1	11-JAN-2005 07:20:56	Bright	46.000	151	13Mu Gem	2.8900	3000.0	92	14990	No
138	GOM_NL__2PRFIN20050111_072239_000000392033_00407_14990_7771.N1	11-JAN-2005 07:22:39	Bright	39.000	28	12Bet Tau	1.6500	15200.	78	14990	No
139	GOM_NL__2PRFIN20050111_072409_000000402033_00407_14990_7772.N1	11-JAN-2005 07:24:09	Bright	39.500	114	3lot Aur	2.6930	4600.0	79	14990	No
140	GOM_NL__2PRFIN20050111_072716_000000392033_00407_14990_7773.N1	11-JAN-2005 07:27:16	Bright	38.500	42	34Bet Aur	1.9000	10200.	77	14990	No
141	GOM_NL__2PRFIN20050111_072918_000000372033_00407_14990_7774.N1	11-JAN-2005 07:29:18	Bright	37.000	175	39Del Per	3.0100	19400.	74	14990	No
142	GOM_NL__2PRFIN20050111_073946_000000382033_00407_14990_7775.N1	11-JAN-2005 07:39:46	Bright	37.500	49	1Alp UMi	1.9900	6300.0	75	14990	No
143	GOM_NL__2PRFIN20050111_074123_000000542033_00407_14990_7776.N1	11-JAN-2005 07:41:23	Bright	54.000	82	48Bet UMa	2.3650	10600.	108	14990	No
144	GOM_NL__2PRFIN20050111_074354_000000412033_00407_14990_7777.N1	11-JAN-2005 07:43:54	Bright	40.500	60	7Bet UMi	2.0810	3950.0	81	14990	No
145	GOM_NL__2PRFIN20050111_074640_000000522033_00407_14990_7778.N1	11-JAN-2005 07:46:40	Bright	51.500	32	77Eps UMa	1.7630	11000.	103	14990	No
146	GOM_NL__2PRFIN20050111_075032_000000372033_00407_14990_7779.N1	11-JAN-2005 07:50:32	Bright	36.500	130	23Bet Dra	2.7990	5800.0	73	14990	No
147	GOM_NL__2PRFIN20050111_075334_000000372033_00407_14990_7780.N1	11-JAN-2005 07:53:34	Bright	36.500	5	3Alp Lyr	0.033000	11000.	73	14990	No
148	GOM_NL__2PRFIN20050111_075516_000000482033_00407_14990_7781.N1	11-JAN-2005 07:55:16	Bright	47.500	180	27Gam Boo	3.0400	8000.0	95	14990	No
149	GOM_NL__2PRFIN20050111_075932_000000502033_00407_14990_7782.N1	11-JAN-2005 07:59:32	Bright	50.000	83		2.3780	11000.	100	14990	No
150	GOM_NL__2PRFIN20050111_080134_000000352033_00407_14990_7783.N1	11-JAN-2005 08:01:34	Bright	34.500	59	55Alp Oph	2.0800	8900.0	69	14990	No
151	GOM_NL__2PRFIN20050111_080459_000000842033_00407_14990_7784.N1	11-JAN-2005 08:04:59	Tw_i_and_stray	83.500	111	8Eta Boo	2.6800	6000.0	167	14990	No
152	GOM_NL__2PRFIN20050111_080842_000000382033_00407_14990_7785.N1	11-JAN-2005 08:08:42	Bright	38.000	98	13Zet Oph	2.5710	30000.	76	14990	No
153	GOM_NL__2PRFIN20050111_081040_000000482033_00407_14990_7786.N1	11-JAN-2005 08:10:40	Tw_i_and_stray	48.000	104	27Bet Lib	2.6140	13100.	96	14990	No
154	GOM_NL__2PRFIN20050111_081309_000000492033_00407_14990_7787.N1	11-JAN-2005 08:13:09	Tw_i_and_stray	49.000	16	21Alp Sco	1.0200	3000.0	98	14990	No
155	GOM_NL__2PRFIN20050111_081816_000000392033_00407_14990_7788.N1	11-JAN-2005 08:18:16	Dark	38.500	131	Gam Lup	2.8000	26000.	77	14990	No
156	GOM_NL__2PRFIN20050111_081952_000000952033_00407_14990_7789.N1	11-JAN-2005 08:19:52	Dark	94.500	15	67Alp Vir	0.97600	28000.	189	14990	No
157	GOM_NL__2PRFIN20050111_082411_000000522033_00408_14991_8892.N1	11-JAN-2005 08:24:11	Dark	52.000	4	Alp1Cen	-0.010000	5800.0	104	14991	No
158	GOM_NL__2PRFIN20050111_082732_000000432033_00408_14991_8893.N1	11-JAN-2005 08:27:32	Dark	43.000	20	Bet Cru	1.2530	30000.	86	14991	No
159	GOM_NL__2PRFIN20050111_083146_000000382033_00408_14991_8894.N1	11-JAN-2005 08:31:46	Dark	37.500	124	The Car	2.7640	30000.	75	14991	No
160	GOM_NL__2PRFIN20050111_083317_000000382033_00408_14991_8895.N1	11-JAN-2005 08:33:17	Dark	38.000	29	Bet Car	1.6720	10200.	76	14991	No

161	GOM_NL__2PRFIN20050111_083504_000000402033_00408_14991_8896.N1	11-JAN-2005 08:35:04	Dark	40.000	71	lot Car	2.2460	7700.0	80	14991	No
162	GOM_NL__2PRFIN20050111_083626_000000482033_00408_14991_8897.N1	11-JAN-2005 08:36:26	Dark	48.000	41	Eps Car	1.8600	4100.0	96	14991	No
163	GOM_NL__2PRFIN20050111_084012_000000452033_00408_14991_8898.N1	11-JAN-2005 08:40:12	Dark	44.500	2	Alp Car	-0.73600	7000.0	89	14991	No
164	GOM_NL__2PRFIN20050111_084154_000000452033_00408_14991_8899.N1	11-JAN-2005 08:41:54	Dark	45.000	70	Zet Pup	2.2460	39000.	90	14991	No
165	GOM_NL__2PRFIN20050111_084339_000000542033_00408_14991_8900.N1	11-JAN-2005 08:43:39	Straylight	53.500	117	Pi Pup	2.7060	3800.0	107	14991	No
166	GOM_NL__2PRFIN20050111_084616_000000422033_00408_14991_8901.N1	11-JAN-2005 08:46:16	Straylight	42.000	23	21Eps CMa	1.5020	26000.	84	14991	No
167	GOM_NL__2PRFIN20050111_084742_000000432033_00408_14991_8902.N1	11-JAN-2005 08:47:42	Straylight	42.500	179	24Omi2CMa	3.0320	24000.	85	14991	No
168	GOM_NL__2PRFIN20050111_084959_000000542033_00408_14991_8903.N1	11-JAN-2005 08:49:59	Straylight	53.500	1	9Alp CMa	-1.4400	11000.	107	14991	No
169	GOM_NL__2PRFIN20050111_085312_000000512033_00408_14991_8904.N1	11-JAN-2005 08:53:12	Straylight	51.000	7	19Bet Ori	0.10000	14000.	102	14991	No
170	GOM_NL__2PRFIN20050111_085454_000000432033_00408_14991_8905.N1	11-JAN-2005 08:54:54	Tw_i_and_stray	42.500	30	46Eps Ori	1.6940	30000.	85	14991	No
171	GOM_NL__2PRFIN20050111_085705_000000612033_00408_14991_8906.N1	11-JAN-2005 08:57:05	Tw_i_and_stray	60.500	8	10Alp CMi	0.40000	6500.0	121	14991	No
172	GOM_NL__2PRFIN20050111_085951_000000452033_00408_14991_8907.N1	11-JAN-2005 08:59:51	Tw_i_and_stray	44.500	44	24Gam Gem	1.9280	11000.	89	14991	No
173	GOM_NL__2PRFIN20050111_090133_000000452033_00408_14991_8908.N1	11-JAN-2005 09:01:33	Bright	44.500	151	13Mu Gem	2.8900	3000.0	89	14991	No
174	GOM_NL__2PRFIN20050111_090315_000000392033_00408_14991_8909.N1	11-JAN-2005 09:03:15	Bright	39.000	28	12Bet Tau	1.6500	15200.	78	14991	No
175	GOM_NL__2PRFIN20050111_090445_000000392033_00408_14991_8910.N1	11-JAN-2005 09:04:45	Bright	39.000	114	3lot Aur	2.6930	4600.0	78	14991	No
176	GOM_NL__2PRFIN20050111_090752_000000382033_00408_14991_8911.N1	11-JAN-2005 09:07:52	Bright	38.000	42	34Bet Aur	1.9000	10200.	76	14991	No
177	GOM_NL__2PRFIN20050111_090954_000000362033_00408_14991_8912.N1	11-JAN-2005 09:09:54	Bright	36.000	175	39Del Per	3.0100	19400.	72	14991	No
178	GOM_NL__2PRFIN20050111_092022_000000372033_00408_14991_8913.N1	11-JAN-2005 09:20:22	Bright	36.500	49	1Alp UMi	1.9900	6300.0	73	14991	No
179	GOM_NL__2PRFIN20050111_092158_000000542033_00408_14991_8914.N1	11-JAN-2005 09:21:58	Bright	53.500	82	48Bet UMa	2.3650	10600.	107	14991	No
180	GOM_NL__2PRFIN20050111_092429_000000382033_00408_14991_8915.N1	11-JAN-2005 09:24:29	Bright	38.000	60	7Bet UMi	2.0810	3950.0	76	14991	No
181	GOM_NL__2PRFIN20050111_092715_000000522033_00408_14991_8916.N1	11-JAN-2005 09:27:15	Bright	52.000	32	77Eps UMa	1.7630	11000.	104	14991	No
182	GOM_NL__2PRFIN20050111_093109_000000372033_00408_14991_8917.N1	11-JAN-2005 09:31:09	Bright	37.000	130	23Bet Dra	2.7990	5800.0	74	14991	No
183	GOM_NL__2PRFIN20050111_093410_000000352033_00408_14991_8918.N1	11-JAN-2005 09:34:10	Bright	35.000	5	3Alp Lyr	0.033000	11000.	70	14991	No
184	GOM_NL__2PRFIN20050111_093552_000000492033_00408_14991_8919.N1	11-JAN-2005 09:35:52	Bright	49.000	180	27Gam Boo	3.0400	8000.0	98	14991	No
185	GOM_NL__2PRFIN20050111_094008_000000512033_00408_14991_8920.N1	11-JAN-2005 09:40:08	Bright	50.500	83		2.3780	11000.	101	14991	No
186	GOM_NL__2PRFIN20050111_094210_000000352033_00408_14991_8921.N1	11-JAN-2005 09:42:10	Bright	34.500	59	55Alp Oph	2.0800	8900.0	69	14991	No
187	GOM_NL__2PRFIN20050111_094536_000000822033_00408_14991_8922.N1	11-JAN-2005 09:45:36	Tw_i_and_stray	81.500	111	8Eta Boo	2.6800	6000.0	163	14991	No
188	GOM_NL__2PRFIN20050111_094919_000000392033_00408_14991_8923.N1	11-JAN-2005 09:49:19	Bright	38.500	98	13Zet Oph	2.5710	30000.	77	14991	No
189	GOM_NL__2PRFIN20050111_095117_000000492033_00408_14991_8924.N1	11-JAN-2005 09:51:17	Tw_i_and_stray	49.000	104	27Bet Lib	2.6140	13100.	98	14991	No
190	GOM_NL__2PRFIN20050111_095346_000000512033_00408_14991_8925.N1	11-JAN-2005 09:53:46	Tw_i_and_stray	50.500	16	21Alp Sco	1.0200	3000.0	101	14991	No
191	GOM_NL__2PRFIN20050111_095852_000000402033_00408_14991_8926.N1	11-JAN-2005 09:58:52	Dark	40.000	131	Gam Lup	2.8000	26000.	80	14991	No
192	GOM_NL__2PRFIN20050111_100030_000000902033_00408_14991_8927.N1	11-JAN-2005 10:00:30	Dark	89.500	15	67Alp Vir	0.97600	28000.	179	14991	No
193	GOM_NL__2PRFIN20050111_100448_000000532033_00409_14992_8892.N1	11-JAN-2005 10:04:48	Dark	52.500	4	Alp1Cen	-0.010000	5800.0	105	14992	No
194	GOM_NL__2PRFIN20050111_100808_000000422033_00409_14992_8893.N1	11-JAN-2005 10:08:08	Dark	42.000	20	Bet Cru	1.2530	30000.	84	14992	No
195	GOM_NL__2PRFIN20050111_101222_000000392033_00409_14992_8894.N1	11-JAN-2005 10:12:22	Dark	39.000	124	The Car	2.7640	30000.	78	14992	No
196	GOM_NL__2PRFIN20050111_101354_000000382033_00409_14992_8895.N1	11-JAN-2005 10:13:54	Dark	38.000	29	Bet Car	1.6720	10200.	76	14992	No
197	GOM_NL__2PRFIN20050111_101541_000000412033_00409_14992_8896.N1	11-JAN-2005 10:15:41	Dark	41.000	71	lot Car	2.2460	7700.0	82	14992	No
198	GOM_NL__2PRFIN20050111_101702_000000502033_00409_14992_8897.N1	11-JAN-2005 10:17:02	Dark	50.000	41	Eps Car	1.8600	4100.0	100	14992	No
199	GOM_NL__2PRFIN20050111_102048_000000492033_00409_14992_8898.N1	11-JAN-2005 10:20:48	Dark	48.500	2	Alp Car	-0.73600	7000.0	97	14992	No
200	GOM_NL__2PRFIN20050111_102230_000000432033_00409_14992_8899.N1	11-JAN-2005 10:22:30	Dark	43.000	70	Zet Pup	2.2460	39000.	86	14992	No
201	GOM_NL__2PRFIN20050111_102415_000000462033_00409_14992_8900.N1	11-JAN-2005 10:24:15	Straylight	46.000	117	Pi Pup	2.7060	3800.0	92	14992	No
202	GOM_NL__2PRFIN20050111_102652_000000422033_00409_14992_8901.N1	11-JAN-2005 10:26:52	Straylight	42.000	23	21Eps CMa	1.5020	26000.	84	14992	No
203	GOM_NL__2PRFIN20050111_102818_000000432033_00409_14992_8902.N1	11-JAN-2005 10:28:18	Straylight	42.500	179	24Omi2CMa	3.0320	24000.	85	14992	No
204	GOM_NL__2PRFIN20050111_103035_000000542033_00409_14992_8903.N1	11-JAN-2005 10:30:35	Straylight	54.000	1	9Alp CMa	-1.4400	11000.	108	14992	No
205	GOM_NL__2PRFIN20050111_103348_000000452033_00409_14992_8904.N1	11-JAN-2005 10:33:48	Straylight	45.000	7	19Bet Ori	0.10000	14000.	90	14992	No
206	GOM_NL__2PRFIN20050111_103531_000000412033_00409_14992_8905.N1	11-JAN-2005 10:35:31	Tw_i_and_stray	40.500	30	46Eps Ori	1.6940	30000.	81	14992	No
207	GOM_NL__2PRFIN20050111_103741_000000632033_00409_14992_8906.N1	11-JAN-2005 10:37:41	Tw_i_and_stray	63.000	8	10Alp CMi	0.40000	6500.0	126	14992	No
208	GOM_NL__2PRFIN20050111_104027_000000482033_00409_14992_8907.N1	11-JAN-2005 10:40:27	Tw_i_and_stray	48.000	44	24Gam Gem	1.9280	11000.	96	14992	No
209	GOM_NL__2PRFIN20050111_104208_000000542033_00409_14992_8908.N1	11-JAN-2005 10:42:08	Bright	54.000	151	13Mu Gem	2.8900	3000.0	108	14992	No
210	GOM_NL__2PRFIN20050111_104351_000000402033_00409_14992_8909.N1	11-JAN-2005 10:43:51	Bright	39.500	28	12Bet Tau	1.6500	15200.	79	14992	No
211	GOM_NL__2PRFIN20050111_104521_000000402033_00409_14992_8910.N1	11-JAN-2005 10:45:21	Bright	39.500	114	3lot Aur	2.6930	4600.0	79	14992	No
212	GOM_NL__2PRFIN20050111_104828_000000392033_00409_14992_8911.N1	11-JAN-2005 10:48:28	Bright	39.000	42	34Bet Aur	1.9000	10200.	78	14992	No
213	GOM_NL__2PRFIN20050111_105030_000000372033_00409_14992_8912.N1	11-JAN-2005 10:50:30	Bright	37.000	175	39Del Per	3.0100	19400.	74	14992	No
214	GOM_NL__2PRFIN20050111_110058_000000362033_00409_14992_8913.N1	11-JAN-2005 11:00:58	Bright	35.500	49	1Alp UMi	1.9900	6300.0	71	14992	No
215	GOM_NL__2PRFIN20050111_110505_000000412033_00409_14992_8914.N1	11-JAN-2005 11:05:05	Bright	41.000	60	7Bet UMi	2.0810	3950.0	82	14992	No
216	GOM_NL__2PRFIN20050111_110751_000000502033_00409_14992_8915.N1	11-JAN-2005 11:07:51	Bright	49.500	32	77Eps UMa	1.7630	11000.	99	14992	No
217	GOM_NL__2PRFIN20050111_111145_000000432033_00409_14992_8916.N1	11-JAN-2005 11:11:45	Bright	42.500	130	23Bet Dra	2.7990	5800.0	85	14992	No
218	GOM_NL__2PRFIN20050111_111446_000000362033_00409_14992_8917.N1	11-JAN-2005 11:14:46	Bright	36.000	5	3Alp Lyr	0.033000	11000.	72	14992	No
219	GOM_NL__2PRFIN20050111_111628_000000492033_00409_14992_8918.N1	11-JAN-2005 11:16:28	Bright	49.000	180	27Gam Boo	3.0400	8000.0	98	14992	No

220	GOM_NL__2PRFIN20050111_134930_000000432033_00411_14994_8893.N1	11-JAN-2005 13:49:30	Straylight	43.000	179	24Omi2CMa	3.0320	24000.	86	14994	No
221	GOM_NL__2PRFIN20050111_135147_000000482033_00411_14994_8894.N1	11-JAN-2005 13:51:47	Straylight	47.500	1	9Alp CMa	-1.4400	11000.	95	14994	No
222	GOM_NL__2PRFIN20050111_135500_000000452033_00411_14994_8895.N1	11-JAN-2005 13:55:00	Straylight	44.500	7	19Bet Ori	0.10000	14000.	89	14994	No
223	GOM_NL__2PRFIN20050111_135642_000000432033_00411_14994_8896.N1	11-JAN-2005 13:56:42	Twi_and_stray	42.500	30	46Eps Ori	1.6940	30000.	85	14994	No
224	GOM_NL__2PRFIN20050111_135852_000000592033_00411_14994_8897.N1	11-JAN-2005 13:58:52	Twi_and_stray	59.000	8	10Alp CMi	0.40000	6500.0	118	14994	No
225	GOM_NL__2PRFIN20050111_140138_000000442033_00411_14994_8898.N1	11-JAN-2005 14:01:38	Twi_and_stray	43.500	44	24Gam Gem	1.9280	11000.	87	14994	No
226	GOM_NL__2PRFIN20050111_140320_000000452033_00411_14994_8899.N1	11-JAN-2005 14:03:20	Bright	45.000	151	13Mu Gem	2.8900	3000.0	90	14994	No
227	GOM_NL__2PRFIN20050111_140503_000000402033_00411_14994_8900.N1	11-JAN-2005 14:05:03	Bright	39.500	28	12Bet Tau	1.6500	15200.	79	14994	No
228	GOM_NL__2PRFIN20050111_140633_000000402033_00411_14994_8901.N1	11-JAN-2005 14:06:33	Bright	39.500	114	3lot Aur	2.6930	4600.0	79	14994	No
229	GOM_NL__2PRFIN20050111_140940_000000392033_00411_14994_8902.N1	11-JAN-2005 14:09:40	Bright	39.000	42	34Bet Aur	1.9000	10200.	78	14994	No
230	GOM_NL__2PRFIN20050111_141143_000000362033_00411_14994_8903.N1	11-JAN-2005 14:11:43	Bright	35.500	175	39Del Per	3.0100	19400.	71	14994	No
231	GOM_NL__2PRFIN20050111_142210_000000362033_00411_14994_8904.N1	11-JAN-2005 14:22:10	Bright	36.000	49	1Alp UMi	1.9900	6300.0	72	14994	No
232	GOM_NL__2PRFIN20050111_142617_000000402033_00411_14994_8905.N1	11-JAN-2005 14:26:17	Bright	39.500	60	7Bet UMi	2.0810	3950.0	79	14994	No
233	GOM_NL__2PRFIN20050111_142901_000000522033_00411_14994_8906.N1	11-JAN-2005 14:29:01	Bright	51.500	32	77Eps UMa	1.7630	11000.	103	14994	No
234	GOM_NL__2PRFIN20050111_143257_000000362033_00411_14994_8907.N1	11-JAN-2005 14:32:57	Bright	36.000	130	23Bet Dra	2.7990	5800.0	72	14994	No
235	GOM_NL__2PRFIN20050111_143558_000000362033_00411_14994_8908.N1	11-JAN-2005 14:35:58	Bright	36.000	5	3Alp Lyr	0.033000	11000.	72	14994	No
236	GOM_NL__2PRFIN20050111_143740_000000542033_00411_14994_8909.N1	11-JAN-2005 14:37:40	Bright	54.000	180	27Gam Boo	3.0400	8000.0	108	14994	No
237	GOM_NL__2PRFIN20050111_144157_000000522033_00411_14994_8910.N1	11-JAN-2005 14:41:57	Bright	52.000	83		2.3780	11000.	104	14994	No
238	GOM_NL__2PRFIN20050111_144358_000000352033_00411_14994_8911.N1	11-JAN-2005 14:43:58	Bright	34.500	59	55Alp Oph	2.0800	8900.0	69	14994	No
239	GOM_NL__2PRFIN20050111_144727_000000862033_00411_14994_8912.N1	11-JAN-2005 14:47:27	Twi_and_stray	86.000	111	8Eta Boo	2.6800	6000.0	172	14994	No
240	GOM_NL__2PRFIN20050111_145107_000000382033_00411_14994_8913.N1	11-JAN-2005 14:51:07	Bright	38.000	98	13Zet Oph	2.5710	30000.	76	14994	No
241	GOM_NL__2PRFIN20050111_145306_000000472033_00411_14994_8914.N1	11-JAN-2005 14:53:06	Twi_and_stray	46.500	104	27Bet Lib	2.6140	13100.	93	14994	No
242	GOM_NL__2PRFIN20050111_145535_000000482033_00411_14994_8915.N1	11-JAN-2005 14:55:35	Twi_and_stray	47.500	16	21Alp Sco	1.0200	3000.0	95	14994	No
243	GOM_NL__2PRFIN20050111_150042_000000412033_00411_14994_8916.N1	11-JAN-2005 15:00:42	Dark	40.500	131	Gam Lup	2.8000	26000.	81	14994	No
244	GOM_NL__2PRFIN20050111_150225_000000912033_00411_14994_8917.N1	11-JAN-2005 15:02:25	Dark	90.500	15	67Alp Vir	0.97600	28000.	181	14994	No
245	GOM_NL__2PRFIN20050111_150636_000000532033_00412_14995_8894.N1	11-JAN-2005 15:06:36	Dark	53.000	4	Alp1Cen	-0.010000	5800.0	106	14995	No
246	GOM_NL__2PRFIN20050111_150958_000000452033_00412_14995_8895.N1	11-JAN-2005 15:09:58	Dark	45.000	20	Bet Cru	1.2530	30000.	90	14995	No
247	GOM_NL__2PRFIN20050111_151411_000000392033_00412_14995_8896.N1	11-JAN-2005 15:14:11	Dark	38.500	124	The Car	2.7640	30000.	77	14995	No
248	GOM_NL__2PRFIN20050111_151542_000000382033_00412_14995_8897.N1	11-JAN-2005 15:15:42	Dark	38.000	29	Bet Car	1.6720	10200.	76	14995	No
249	GOM_NL__2PRFIN20050111_151730_000000422033_00412_14995_8898.N1	11-JAN-2005 15:17:30	Dark	42.000	71	lot Car	2.2460	7700.0	84	14995	No
250	GOM_NL__2PRFIN20050111_151851_000000452033_00412_14995_8899.N1	11-JAN-2005 15:18:51	Dark	44.500	41	Eps Car	1.8600	4100.0	89	14995	No
251	GOM_NL__2PRFIN20050111_152236_000000472033_00412_14995_8900.N1	11-JAN-2005 15:22:36	Dark	46.500	2	Alp Car	-0.73600	7000.0	93	14995	No
252	GOM_NL__2PRFIN20050111_152419_000000452033_00412_14995_8901.N1	11-JAN-2005 15:24:19	Dark	44.500	70	Zet Pup	2.2460	39000.	89	14995	No
253	GOM_NL__2PRFIN20050111_152604_000000452033_00412_14995_8902.N1	11-JAN-2005 15:26:04	Straylight	45.000	117	Pi Pup	2.7060	3800.0	90	14995	No
254	GOM_NL__2PRFIN20050111_152840_000000452033_00412_14995_8903.N1	11-JAN-2005 15:28:40	Straylight	44.500	23	21Eps CMa	1.5020	26000.	89	14995	No
255	GOM_NL__2PRFIN20050111_153006_000000412033_00412_14995_8904.N1	11-JAN-2005 15:30:06	Straylight	40.500	179	24Omi2CMa	3.0320	24000.	81	14995	No
256	GOM_NL__2PRFIN20050111_153223_000000522033_00412_14995_8905.N1	11-JAN-2005 15:32:23	Straylight	52.000	1	9Alp CMa	-1.4400	11000.	104	14995	No
257	GOM_NL__2PRFIN20050111_153536_000000522033_00412_14995_8906.N1	11-JAN-2005 15:35:36	Straylight	51.500	7	19Bet Ori	0.10000	14000.	103	14995	No
258	GOM_NL__2PRFIN20050111_153719_000000432033_00412_14995_8907.N1	11-JAN-2005 15:37:19	Twi_and_stray	42.500	30	46Eps Ori	1.6940	30000.	85	14995	No
259	GOM_NL__2PRFIN20050111_153935_000000482033_00412_14995_8908.N1	11-JAN-2005 15:39:35	Twi_and_stray	47.500	14	58Alp Ori	0.87000	3000.0	95	14995	No
260	GOM_NL__2PRFIN20050111_154212_000000492033_00412_14995_8909.N1	11-JAN-2005 15:42:12	Twi_and_stray	48.500	44	24Gam Gem	1.9280	11000.	97	14995	No
261	GOM_NL__2PRFIN20050111_154355_000000472033_00412_14995_8910.N1	11-JAN-2005 15:43:55	Bright	47.000	151	13Mu Gem	2.8900	3000.0	94	14995	No
262	GOM_NL__2PRFIN20050111_154538_000000402033_00412_14995_8911.N1	11-JAN-2005 15:45:38	Bright	39.500	28	12Bet Tau	1.6500	15200.	79	14995	No
263	GOM_NL__2PRFIN20050111_154709_000000392033_00412_14995_8912.N1	11-JAN-2005 15:47:09	Bright	39.000	114	3lot Aur	2.6930	4600.0	78	14995	No
264	GOM_NL__2PRFIN20050111_155015_000000372033_00412_14995_8913.N1	11-JAN-2005 15:50:15	Bright	37.000	42	34Bet Aur	1.9000	10200.	74	14995	No
265	GOM_NL__2PRFIN20050111_155219_000000392033_00412_14995_8914.N1	11-JAN-2005 15:52:19	Bright	38.500	175	39Del Per	3.0100	19400.	77	14995	No
266	GOM_NL__2PRFIN20050111_160246_000000372033_00412_14995_8915.N1	11-JAN-2005 16:02:46	Bright	36.500	49	1Alp UMi	1.9900	6300.0	73	14995	No
267	GOM_NL__2PRFIN20050111_160419_000000532033_00412_14995_8916.N1	11-JAN-2005 16:04:19	Bright	53.000	82	48Bet UMa	2.3650	10600.	106	14995	No
268	GOM_NL__2PRFIN20050111_160653_000000402033_00412_14995_8917.N1	11-JAN-2005 16:06:53	Bright	40.000	60	7Bet UMi	2.0810	3950.0	80	14995	No
269	GOM_NL__2PRFIN20050111_160937_000000512033_00412_14995_8918.N1	11-JAN-2005 16:09:37	Bright	51.000	32	77Eps UMa	1.7630	11000.	102	14995	No
270	GOM_NL__2PRFIN20050111_161333_000000372033_00412_14995_8919.N1	11-JAN-2005 16:13:33	Bright	36.500	130	23Bet Dra	2.7990	5800.0	73	14995	No
271	GOM_NL__2PRFIN20050111_161634_000000352033_00412_14995_8920.N1	11-JAN-2005 16:16:34	Bright	34.500	5	3Alp Lyr	0.033000	11000.	69	14995	No
272	GOM_NL__2PRFIN20050111_161816_000000492033_00412_14995_8921.N1	11-JAN-2005 16:18:16	Bright	49.000	180	27Gam Boo	3.0400	8000.0	98	14995	No
273	GOM_NL__2PRFIN20050111_162233_000000722033_00412_14995_8922.N1	11-JAN-2005 16:22:33	Bright	72.000	83		2.3780	11000.	144	14995	No
274	GOM_NL__2PRFIN20050111_162434_000000352033_00412_14995_8923.N1	11-JAN-2005 16:24:34	Bright	34.500	59	55Alp Oph	2.0800	8900.0	69	14995	No
275	GOM_NL__2PRFIN20050111_162804_000000822033_00412_14995_8924.N1	11-JAN-2005 16:28:04	Twi_and_stray	82.000	111	8Eta Boo	2.6800	6000.0	164	14995	No
276	GOM_NL__2PRFIN20050111_163144_000000352033_00412_14995_8925.N1	11-JAN-2005 16:31:44	Bright	35.000	98	13Zet Oph	2.5710	30000.	70	14995	No
277	GOM_NL__2PRFIN20050111_163343_000000472033_00412_14995_8926.N1	11-JAN-2005 16:33:43	Twi_and_stray	47.000	104	27Bet Lib	2.6140	13100.	94	14995	No
278	GOM_NL__2PRFIN20050111_163611_000000502033_00412_14995_8927.N1	11-JAN-2005 16:36:11	Twi_and_stray	50.000	16	21Alp Sco	1.0200	3000.0	100	14995	No

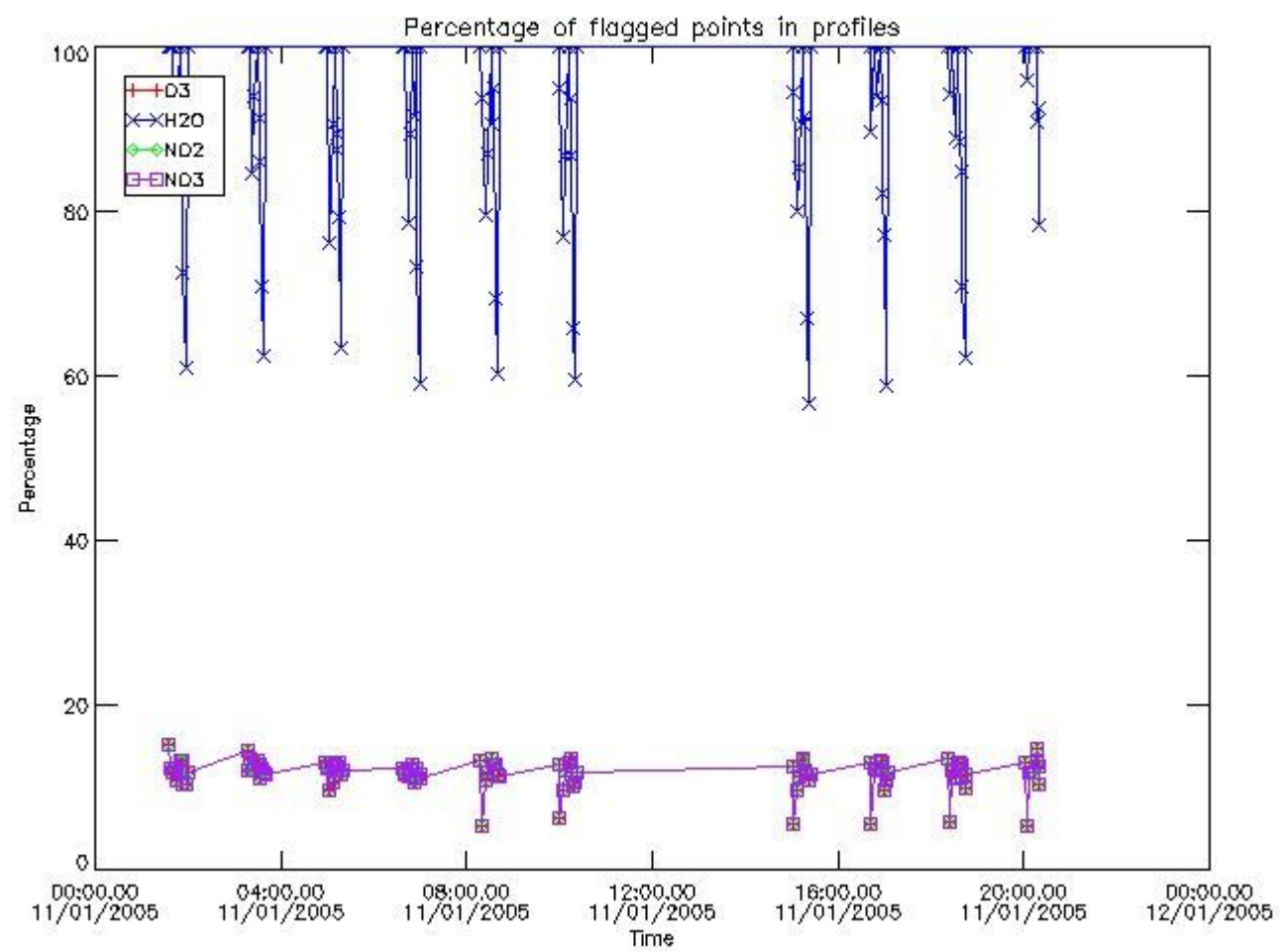
279	GOM_NL__2PRFIN20050111_164118_000000402033_00412_14995_8928.N1	11-JAN-2005 16:41:18	Dark	39.500	131	Gam Lup	2.8000	26000.	79	14995	No
280	GOM_NL__2PRFIN20050111_164304_000000922033_00412_14995_8929.N1	11-JAN-2005 16:43:04	Dark	92.000	15	67Alp Vir	0.97600	28000.	184	14995	No
281	GOM_NL__2PRFIN20050111_164622_000000422033_00413_14996_8894.N1	11-JAN-2005 16:46:22	Dark	41.500	95	Zet Cen	2.5450	26000.	83	14996	No
282	GOM_NL__2PRFIN20050111_165035_000000422033_00413_14996_8895.N1	11-JAN-2005 16:50:35	Dark	42.000	20	Bet Cru	1.2530	30000.	84	14996	No
283	GOM_NL__2PRFIN20050111_165448_000000392033_00413_14996_8896.N1	11-JAN-2005 16:54:48	Dark	38.500	124	The Car	2.7640	30000.	77	14996	No
284	GOM_NL__2PRFIN20050111_165619_000000402033_00413_14996_8897.N1	11-JAN-2005 16:56:19	Dark	39.500	29	Bet Car	1.6720	10200.	79	14996	No
285	GOM_NL__2PRFIN20050111_165807_000000432033_00413_14996_8898.N1	11-JAN-2005 16:58:07	Dark	42.500	71	lot Car	2.2460	7700.0	85	14996	No
286	GOM_NL__2PRFIN20050111_165927_000000532033_00413_14996_8899.N1	11-JAN-2005 16:59:27	Dark	53.000	41	Eps Car	1.8600	4100.0	106	14996	No
287	GOM_NL__2PRFIN20050111_170312_000000472033_00413_14996_8900.N1	11-JAN-2005 17:03:12	Dark	46.500	2	Alp Car	-0.73600	7000.0	93	14996	No
288	GOM_NL__2PRFIN20050111_170455_000000432033_00413_14996_8901.N1	11-JAN-2005 17:04:55	Dark	43.000	70	Zet Pup	2.2460	39000.	86	14996	No
289	GOM_NL__2PRFIN20050111_170640_000000502033_00413_14996_8902.N1	11-JAN-2005 17:06:40	Straylight	49.500	117	Pi Pup	2.7060	3800.0	99	14996	No
290	GOM_NL__2PRFIN20050111_170916_000000452033_00413_14996_8903.N1	11-JAN-2005 17:09:16	Straylight	44.500	23	21Eps CMa	1.5020	26000.	89	14996	No
291	GOM_NL__2PRFIN20050111_171043_000000422033_00413_14996_8904.N1	11-JAN-2005 17:10:43	Straylight	41.500	179	24Omi2CMa	3.0320	24000.	83	14996	No
292	GOM_NL__2PRFIN20050111_171259_000000502033_00413_14996_8905.N1	11-JAN-2005 17:12:59	Straylight	50.000	1	9Alp CMa	-1.4400	11000.	100	14996	No
293	GOM_NL__2PRFIN20050111_171613_000000512033_00413_14996_8906.N1	11-JAN-2005 17:16:13	Straylight	50.500	7	19Bet Ori	0.10000	14000.	101	14996	No
294	GOM_NL__2PRFIN20050111_171755_000000422033_00413_14996_8907.N1	11-JAN-2005 17:17:55	Tw_i_and_stray	42.000	30	46Eps Ori	1.6940	30000.	84	14996	No
295	GOM_NL__2PRFIN20050111_172011_000000512033_00413_14996_8908.N1	11-JAN-2005 17:20:11	Tw_i_and_stray	50.500	14	58Alp Ori	0.87000	3000.0	101	14996	No
296	GOM_NL__2PRFIN20050111_172249_000000482033_00413_14996_8909.N1	11-JAN-2005 17:22:49	Tw_i_and_stray	47.500	44	24Gam Gem	1.9280	11000.	95	14996	No
297	GOM_NL__2PRFIN20050111_172431_000000452033_00413_14996_8910.N1	11-JAN-2005 17:24:31	Bright	45.000	151	13Mu Gem	2.8900	3000.0	90	14996	No
298	GOM_NL__2PRFIN20050111_172615_000000392033_00413_14996_8911.N1	11-JAN-2005 17:26:15	Bright	39.000	28	12Bet Tau	1.6500	15200.	78	14996	No
299	GOM_NL__2PRFIN20050111_172746_000000392033_00413_14996_8912.N1	11-JAN-2005 17:27:46	Bright	38.500	114	3lot Aur	2.6930	4600.0	77	14996	No
300	GOM_NL__2PRFIN20050111_173051_000000382033_00413_14996_8913.N1	11-JAN-2005 17:30:51	Bright	38.000	42	34Bet Aur	1.9000	10200.	76	14996	No
301	GOM_NL__2PRFIN20050111_173256_000000512033_00413_14996_8914.N1	11-JAN-2005 17:32:56	Bright	50.500	175	39Del Per	3.0100	19400.	101	14996	No
302	GOM_NL__2PRFIN20050111_174322_000000392033_00413_14996_8915.N1	11-JAN-2005 17:43:22	Bright	38.500	49	1Alp UMi	1.9900	6300.0	77	14996	No
303	GOM_NL__2PRFIN20050111_174454_000000542033_00413_14996_8916.N1	11-JAN-2005 17:44:54	Bright	54.000	82	48Bet UMa	2.3650	10600.	108	14996	No
304	GOM_NL__2PRFIN20050111_174728_000000402033_00413_14996_8917.N1	11-JAN-2005 17:47:28	Bright	39.500	60	7Bet UMi	2.0810	3950.0	79	14996	No
305	GOM_NL__2PRFIN20050111_175012_000000532033_00413_14996_8918.N1	11-JAN-2005 17:50:12	Bright	52.500	32	77Eps UMa	1.7630	11000.	105	14996	No
306	GOM_NL__2PRFIN20050111_175409_000000342033_00413_14996_8919.N1	11-JAN-2005 17:54:09	Bright	33.500	130	23Bet Dra	2.7990	5800.0	67	14996	No
307	GOM_NL__2PRFIN20050111_175711_000000372033_00413_14996_8920.N1	11-JAN-2005 17:57:11	Bright	36.500	5	3Alp Lyr	0.033000	11000.	73	14996	No
308	GOM_NL__2PRFIN20050111_175852_000000482033_00413_14996_8921.N1	11-JAN-2005 17:58:52	Bright	47.500	180	27Gam Boo	3.0400	8000.0	95	14996	No
309	GOM_NL__2PRFIN20050111_180309_000000722033_00413_14996_8922.N1	11-JAN-2005 18:03:09	Bright	72.000	83		2.3780	11000.	144	14996	No
310	GOM_NL__2PRFIN20050111_180510_000000352033_00413_14996_8923.N1	11-JAN-2005 18:05:10	Bright	35.000	59	55Alp Oph	2.0800	8900.0	70	14996	No
311	GOM_NL__2PRFIN20050111_180841_000000882033_00413_14996_8924.N1	11-JAN-2005 18:08:41	Tw_i_and_stray	88.000	111	8Eta Boo	2.6800	6000.0	176	14996	No
312	GOM_NL__2PRFIN20050111_181220_000000372033_00413_14996_8925.N1	11-JAN-2005 18:12:20	Bright	37.000	98	13Zet Oph	2.5710	30000.	74	14996	No
313	GOM_NL__2PRFIN20050111_181420_000000482033_00413_14996_8926.N1	11-JAN-2005 18:14:20	Tw_i_and_stray	47.500	104	27Bet Lib	2.6140	13100.	95	14996	No
314	GOM_NL__2PRFIN20050111_181647_000000522033_00413_14996_8927.N1	11-JAN-2005 18:16:47	Tw_i_and_stray	52.000	16	21Alp Sco	1.0200	3000.0	104	14996	No
315	GOM_NL__2PRFIN20050111_182155_000000382033_00413_14996_8928.N1	11-JAN-2005 18:21:55	Dark	38.000	131	Gam Lup	2.8000	26000.	76	14996	No
316	GOM_NL__2PRFIN20050111_182342_000000892033_00413_14996_8929.N1	11-JAN-2005 18:23:42	Dark	88.500	15	67Alp Vir	0.97600	28000.	177	14996	No
317	GOM_NL__2PRFIN20050111_182659_000000422033_00414_14997_8894.N1	11-JAN-2005 18:26:59	Dark	42.000	95	Zet Cen	2.5450	26000.	84	14997	No
318	GOM_NL__2PRFIN20050111_183111_000000462033_00414_14997_8895.N1	11-JAN-2005 18:31:11	Dark	45.500	20	Bet Cru	1.2530	30000.	91	14997	No
319	GOM_NL__2PRFIN20050111_183525_000000392033_00414_14997_8896.N1	11-JAN-2005 18:35:25	Dark	39.000	124	The Car	2.7640	30000.	78	14997	No
320	GOM_NL__2PRFIN20050111_183655_000000402033_00414_14997_8897.N1	11-JAN-2005 18:36:55	Dark	39.500	29	Bet Car	1.6720	10200.	79	14997	No
321	GOM_NL__2PRFIN20050111_183843_000000402033_00414_14997_8898.N1	11-JAN-2005 18:38:43	Dark	40.000	71	lot Car	2.2460	7700.0	80	14997	No
322	GOM_NL__2PRFIN20050111_184004_000000452033_00414_14997_8899.N1	11-JAN-2005 18:40:04	Dark	45.000	41	Eps Car	1.8600	4100.0	90	14997	No
323	GOM_NL__2PRFIN20050111_184349_000000522033_00414_14997_8900.N1	11-JAN-2005 18:43:49	Dark	52.000	2	Alp Car	-0.73600	7000.0	104	14997	No
324	GOM_NL__2PRFIN20050111_184532_000000442033_00414_14997_8901.N1	11-JAN-2005 18:45:32	Dark	44.000	70	Zet Pup	2.2460	39000.	88	14997	No
325	GOM_NL__2PRFIN20050111_184716_000000472033_00414_14997_8902.N1	11-JAN-2005 18:47:16	Straylight	46.500	117	Pi Pup	2.7060	3800.0	93	14997	No
326	GOM_NL__2PRFIN20050111_184952_000000462033_00414_14997_8903.N1	11-JAN-2005 18:49:52	Straylight	45.500	23	21Eps CMa	1.5020	26000.	91	14997	No
327	GOM_NL__2PRFIN20050111_185119_000000432033_00414_14997_8904.N1	11-JAN-2005 18:51:19	Straylight	43.000	179	24Omi2CMa	3.0320	24000.	86	14997	No
328	GOM_NL__2PRFIN20050111_185335_000000472033_00414_14997_8905.N1	11-JAN-2005 18:53:35	Straylight	47.000	1	9Alp CMa	-1.4400	11000.	94	14997	No
329	GOM_NL__2PRFIN20050111_185649_000000512033_00414_14997_8906.N1	11-JAN-2005 18:56:49	Straylight	51.000	7	19Bet Ori	0.10000	14000.	102	14997	No
330	GOM_NL__2PRFIN20050111_185831_000000412033_00414_14997_8907.N1	11-JAN-2005 18:58:31	Tw_i_and_stray	41.000	30	46Eps Ori	1.6940	30000.	82	14997	No
331	GOM_NL__2PRFIN20050111_190048_000000482033_00414_14997_8908.N1	11-JAN-2005 19:00:48	Tw_i_and_stray	48.000	14	58Alp Ori	0.87000	3000.0	96	14997	No
332	GOM_NL__2PRFIN20050111_190326_000000462033_00414_14997_8909.N1	11-JAN-2005 19:03:26	Tw_i_and_stray	46.000	44	24Gam Gem	1.9280	11000.	92	14997	No
333	GOM_NL__2PRFIN20050111_190508_000000462033_00414_14997_8910.N1	11-JAN-2005 19:05:08	Bright	46.000	151	13Mu Gem	2.8900	3000.0	92	14997	No
334	GOM_NL__2PRFIN20050111_190652_000000392033_00414_14997_8911.N1	11-JAN-2005 19:06:52	Bright	39.000	28	12Bet Tau	1.6500	15200.	78	14997	No
335	GOM_NL__2PRFIN20050111_190822_000000402033_00414_14997_8912.N1	11-JAN-2005 19:08:22	Bright	40.000	114	3lot Aur	2.6930	4600.0	80	14997	No
336	GOM_NL__2PRFIN20050111_191127_000000382033_00414_14997_8913.N1	11-JAN-2005 19:11:27	Bright	38.000	42	34Bet Aur	1.9000	10200.	76	14997	No
337	GOM_NL__2PRFIN20050111_191333_000000382033_00414_14997_8914.N1	11-JAN-2005 19:13:33	Bright	37.500	175	39Del Per	3.0100	19400.	75	14997	No

338	GOM_NL__2PRFIN20050111_192358_000000372033_00414_14997_8915.N1	11-JAN-2005 19:23:58	Bright	37.000	49	1Alp UMi	1.9900	6300.0	74	14997	No
339	GOM_NL__2PRFIN20050111_192528_000000542033_00414_14997_8916.N1	11-JAN-2005 19:25:28	Bright	53.500	82	48Bet UMa	2.3650	10600.	107	14997	No
340	GOM_NL__2PRFIN20050111_192804_000000402033_00414_14997_8917.N1	11-JAN-2005 19:28:04	Bright	40.000	60	7Bet UMi	2.0810	3950.0	80	14997	No
341	GOM_NL__2PRFIN20050111_193048_000000482033_00414_14997_8918.N1	11-JAN-2005 19:30:48	Bright	47.500	32	77Eps UMa	1.7630	11000.	95	14997	No
342	GOM_NL__2PRFIN20050111_193445_000000362033_00414_14997_8919.N1	11-JAN-2005 19:34:45	Bright	35.500	130	23Bet Dra	2.7990	5800.0	71	14997	No
343	GOM_NL__2PRFIN20050111_193747_000000362033_00414_14997_8920.N1	11-JAN-2005 19:37:47	Bright	35.500	5	3Alp Lyr	0.033000	11000.	71	14997	No
344	GOM_NL__2PRFIN20050111_193928_000000492033_00414_14997_8921.N1	11-JAN-2005 19:39:28	Bright	49.000	180	27Gam Boo	3.0400	8000.0	98	14997	No
345	GOM_NL__2PRFIN20050111_194345_000000542033_00414_14997_8922.N1	11-JAN-2005 19:43:45	Bright	53.500	83		2.3780	11000.	107	14997	No
346	GOM_NL__2PRFIN20050111_194547_000000352033_00414_14997_8923.N1	11-JAN-2005 19:45:47	Bright	35.000	59	55Alp Oph	2.0800	8900.0	70	14997	No
347	GOM_NL__2PRFIN20050111_194918_000000852033_00414_14997_8924.N1	11-JAN-2005 19:49:18	Tw_i_and_stray	84.500	111	8Eta Boo	2.6800	6000.0	169	14997	No
348	GOM_NL__2PRFIN20050111_195257_000000382033_00414_14997_8925.N1	11-JAN-2005 19:52:57	Bright	37.500	98	13Zet Oph	2.5710	30000.	75	14997	No
349	GOM_NL__2PRFIN20050111_195457_000000492033_00414_14997_8926.N1	11-JAN-2005 19:54:57	Tw_i_and_stray	49.000	104	27Bet Lib	2.6140	13100.	98	14997	No
350	GOM_NL__2PRFIN20050111_195724_000000522033_00414_14997_8927.N1	11-JAN-2005 19:57:24	Tw_i_and_stray	52.000	16	21Alp Sco	1.0200	3000.0	104	14997	No
351	GOM_NL__2PRFIN20050111_200231_000000392033_00414_14997_8928.N1	11-JAN-2005 20:02:31	Dark	39.000	131	Gam Lup	2.8000	26000.	78	14997	No
352	GOM_NL__2PRFIN20050111_200420_000000962033_00414_14997_8929.N1	11-JAN-2005 20:04:20	Dark	95.500	15	67Alp Vir	0.97600	28000.	191	14997	No
353	GOM_NL__2PRFIN20050111_200735_000000442033_00415_14998_8894.N1	11-JAN-2005 20:07:35	Dark	43.500	95	Zet Cen	2.5450	26000.	87	14998	No
354	GOM_NL__2PRFIN20050111_201148_000000432033_00415_14998_8895.N1	11-JAN-2005 20:11:48	Dark	43.000	20	Bet Cru	1.2530	30000.	86	14998	No
355	GOM_NL__2PRFIN20050111_201601_000000382033_00415_14998_8896.N1	11-JAN-2005 20:16:01	Dark	38.000	124	The Car	2.7640	30000.	76	14998	No
356	GOM_NL__2PRFIN20050111_201731_000000392033_00415_14998_8897.N1	11-JAN-2005 20:17:31	Dark	39.000	29	Bet Car	1.6720	10200.	78	14998	No
357	GOM_NL__2PRFIN20050111_201920_000000412033_00415_14998_8898.N1	11-JAN-2005 20:19:20	Dark	40.500	71	lot Car	2.2460	7700.0	81	14998	No
358	GOM_NL__2PRFIN20050111_202040_000000492033_00415_14998_8899.N1	11-JAN-2005 20:20:40	Dark	48.500	41	Eps Car	1.8600	4100.0	97	14998	No

3. Quality information per product

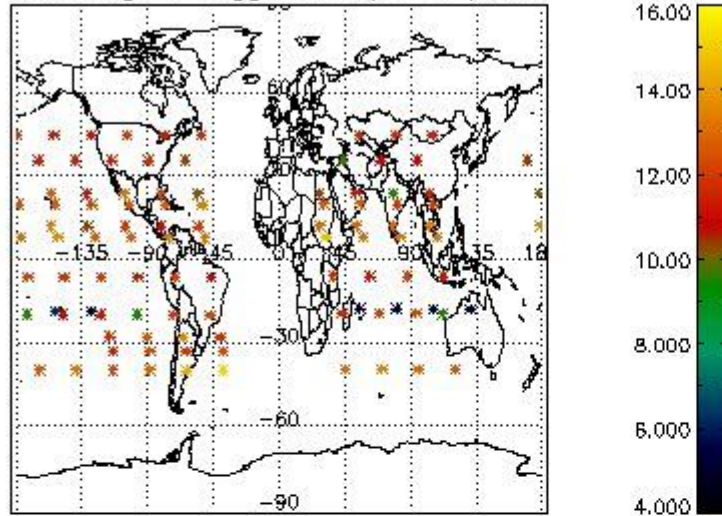
In this section it is plotted some information contained in the Quality Summary data set of the level 2 products. Only products in dark limb conditions and without errors (error flag in the MPH set to "0") are used.

3.1 Plot quality information per product (time dependant)

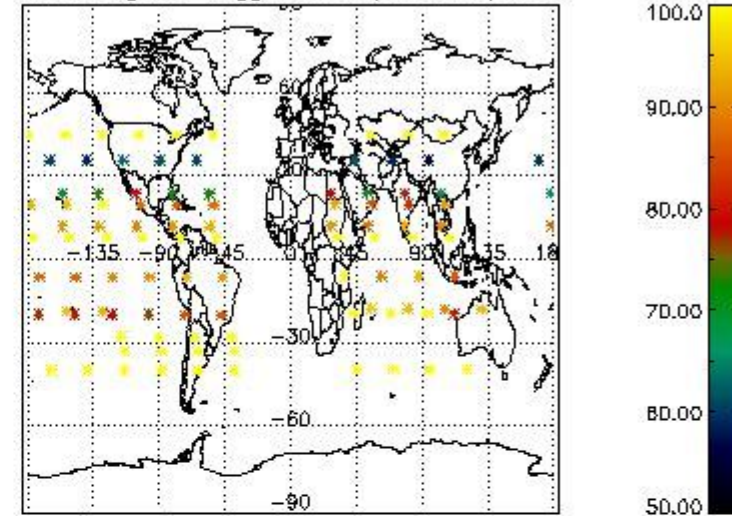


3.2 Plot quality information per product (world map)

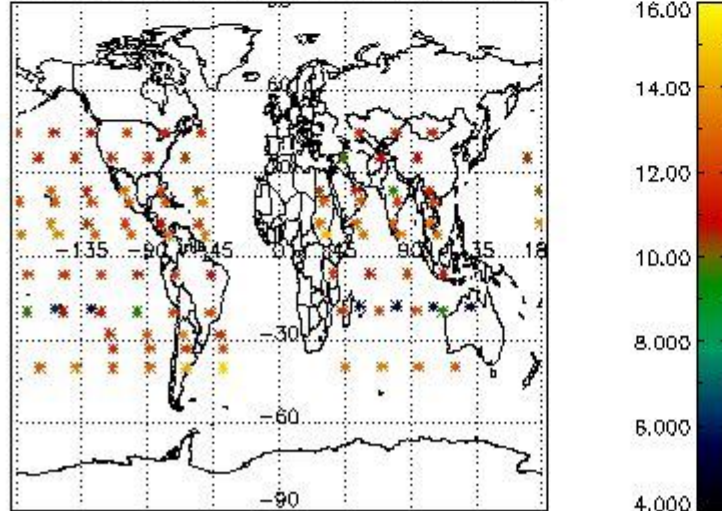
Percentage of flagged data per O3 profile



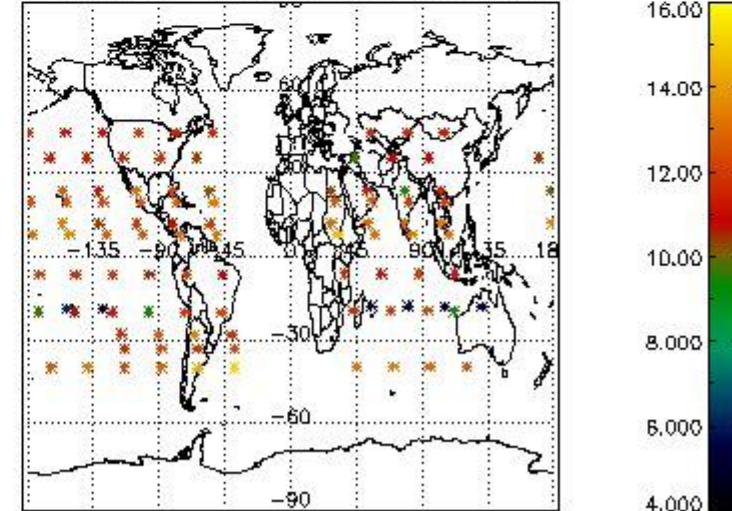
Percentage of flagged data per H2O profile



Percentage of flagged data per NO2 profile



Percentage of flagged data per NO3 profile

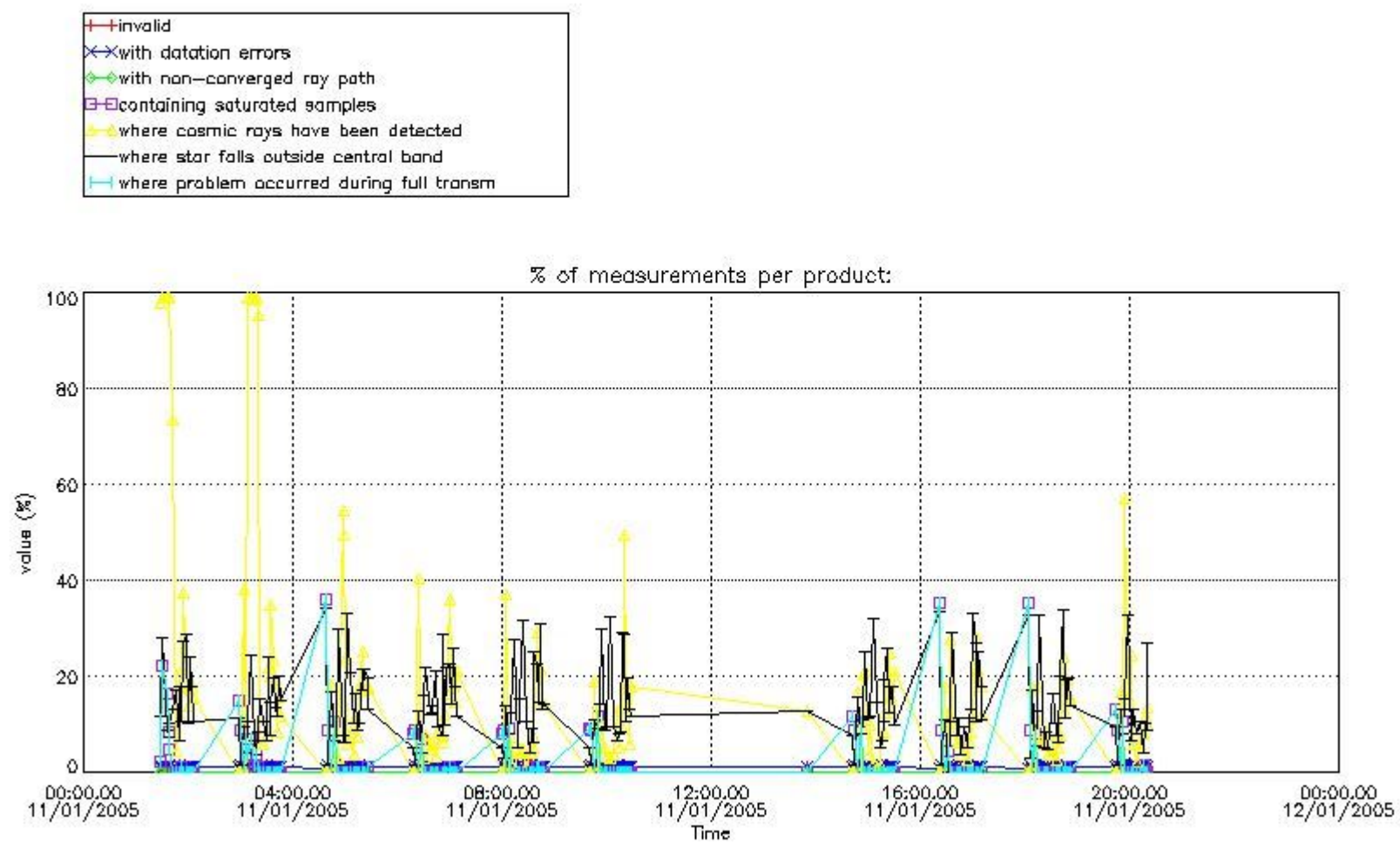


4. Level 1 quality information per product

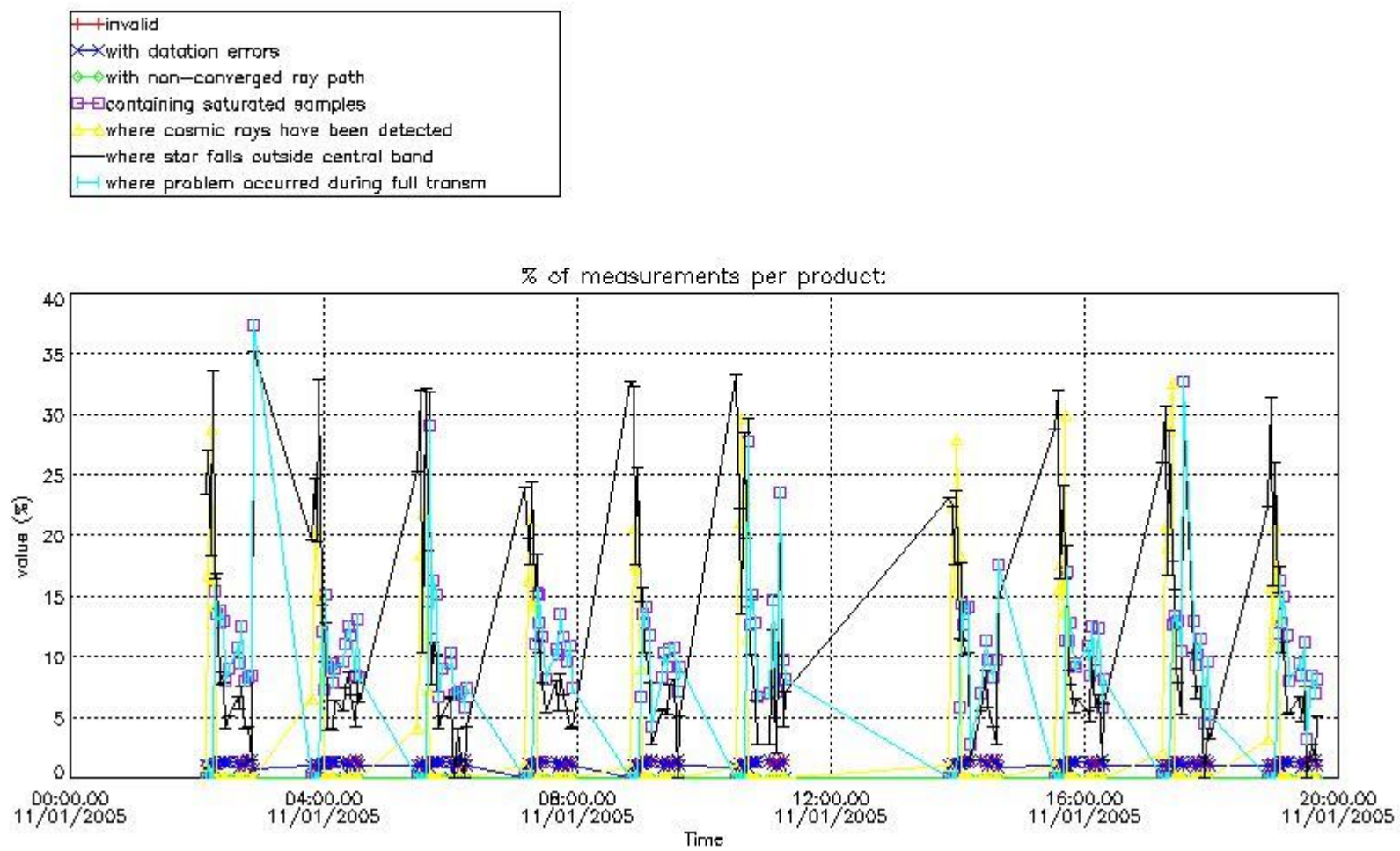
In this section it is plotted some information contained in the Quality Summary data set of the level 2 products that comes from the level 1b processing. Products without errors (error flag in the MPH set to "0") are used.

4.1 Plot quality information per product (time dependant) coming from level 1b processing

4.1.1 Plot level 1 quality information per product (time dependant): ENVISAT ASCENDING passes



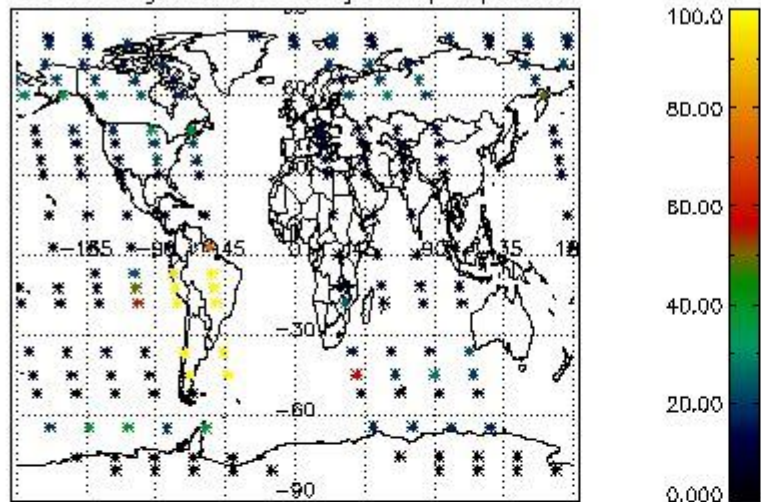
4.1.2 Plot level 1 quality information per product (time dependant): ENVI SAT DESCENDING passes



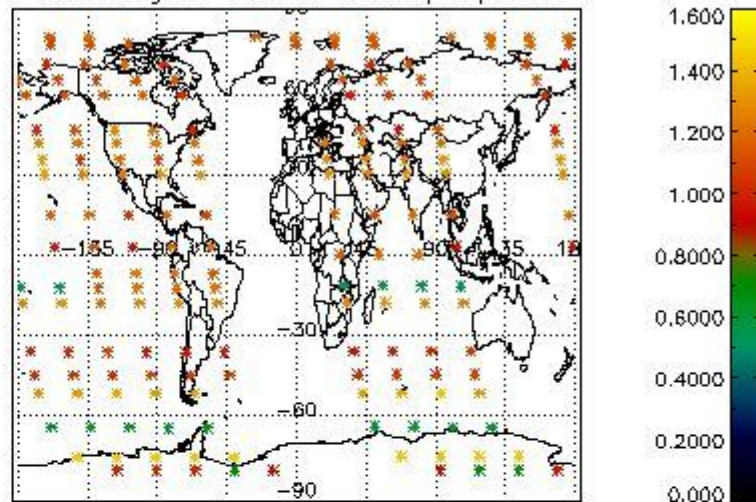
4.2 Plot quality information per product coming from level 1b processing (world map)

4.2.1 Plot level 1 quality information per product (world map): ENVISAT ASCENDING passes

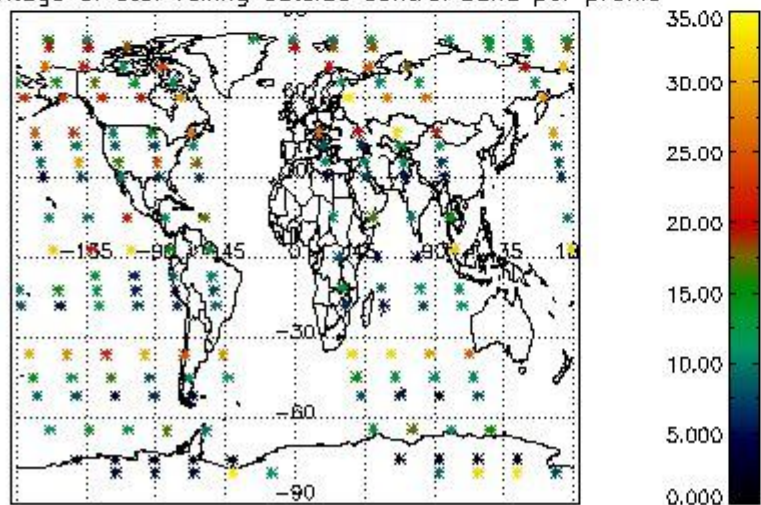
Percentage of cosmic ray hits per profile



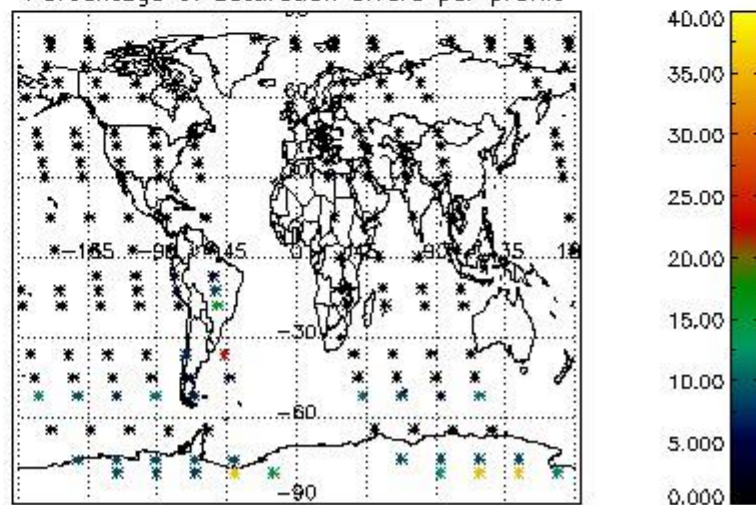
Percentage of datation errors per profile



Percentage of star falling outside central band per profile

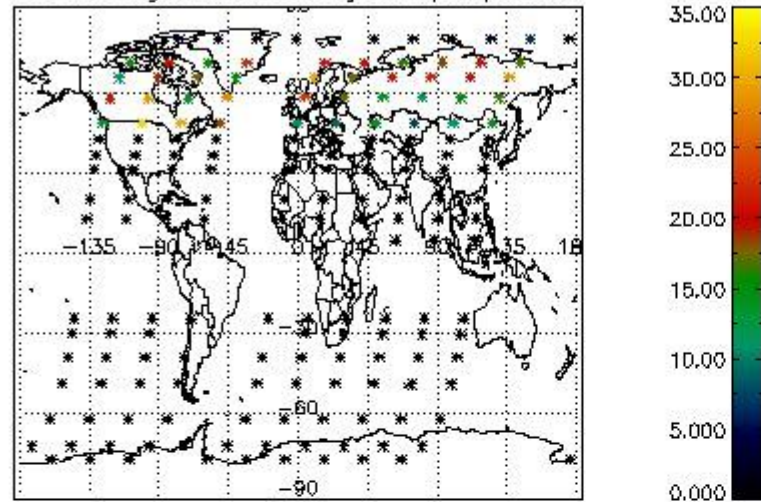


Percentage of saturation errors per profile

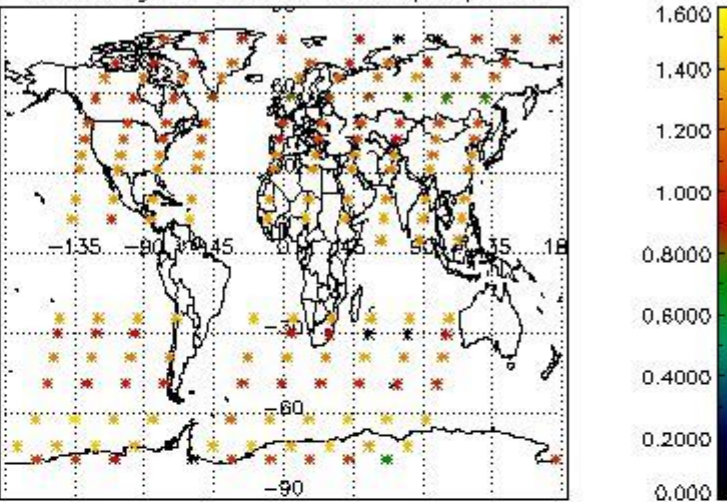


4.2.2 Plot level 1 quality information per product (world map): ENVISAT DESCENDING passes

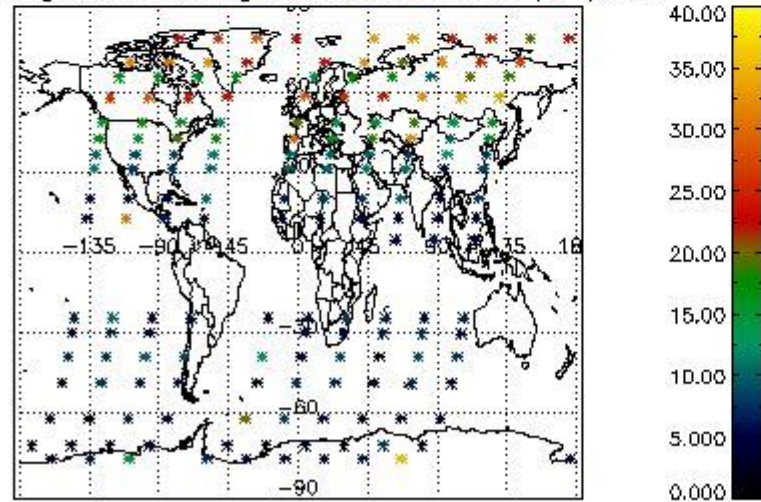
Percentage of cosmic ray hits per profile



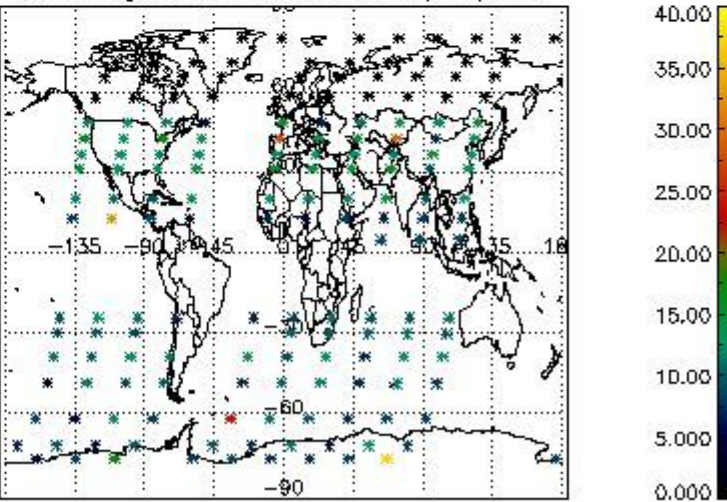
Percentage of datation errors per profile



Percentage of star falling outside central band per profile



Percentage of saturation errors per profile



5. Trace gas profiles

5.1 Ozone statistics based on quality of products

The final quality of the products can be "measured" using the STD (Standard Deviation) attached to every point profile. This information is written to the parameter GOM_NL__2P/NL_LOCAL_SPECIES_DENSITY/o3_std of the level 2 products. The table below shows the statistics for given STD ranges.

The statistics are given with respect to the overall valid production:

- Products without fatal errors: GOM_NL__2P/MPH/PRODUCT_ERR=0
- Valid point profile: GOM_NL__2P/NL_LOCAL_SPECIES_DENSITY/pcd(0)=0

The 'Criteria' is applied to valid points of dark limb products:

- Products in dark limb illumination condition: GOM_NL__2P/NL_SUMMARY_QUALITY/obs_ill_cond=0
- Products without fatal errors: GOM_NL__2P/MPH/PRODUCT_ERR=0
- Valid point profile: GOM_NL__2P/NL_LOCAL_SPECIES_DENSITY/pcd(0)=0

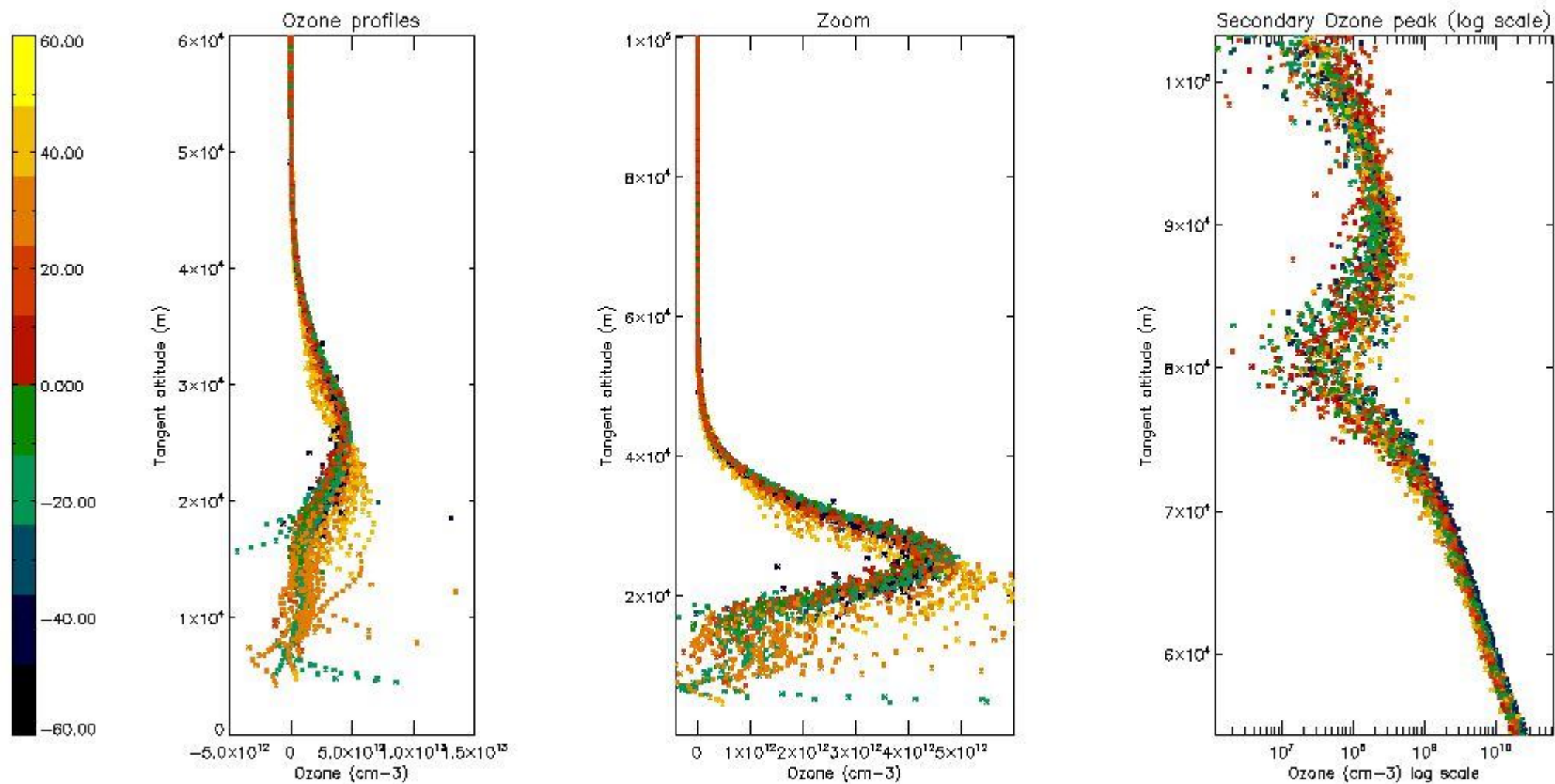
So, the table below shows the percentage of dark limb and valid observations for each criteria with respect to the overall valid daily observations.

Criteria	% of total production
All STD	29
STD < 20	19

STD < 10	16
STD < 5	12

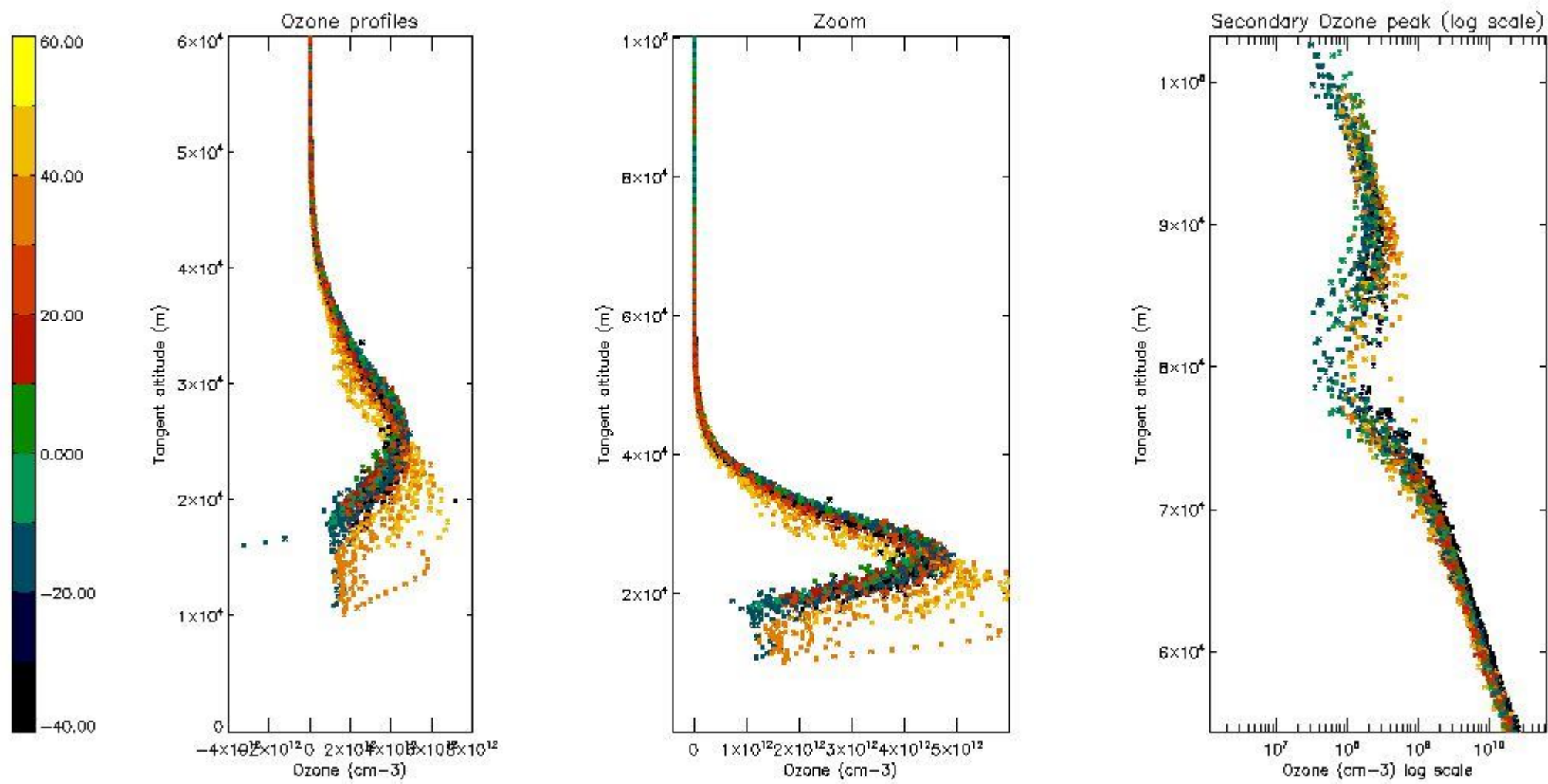
5.2 Plot ozone profiles for all STD (dark without errors)

The colorbar represents the latitude.



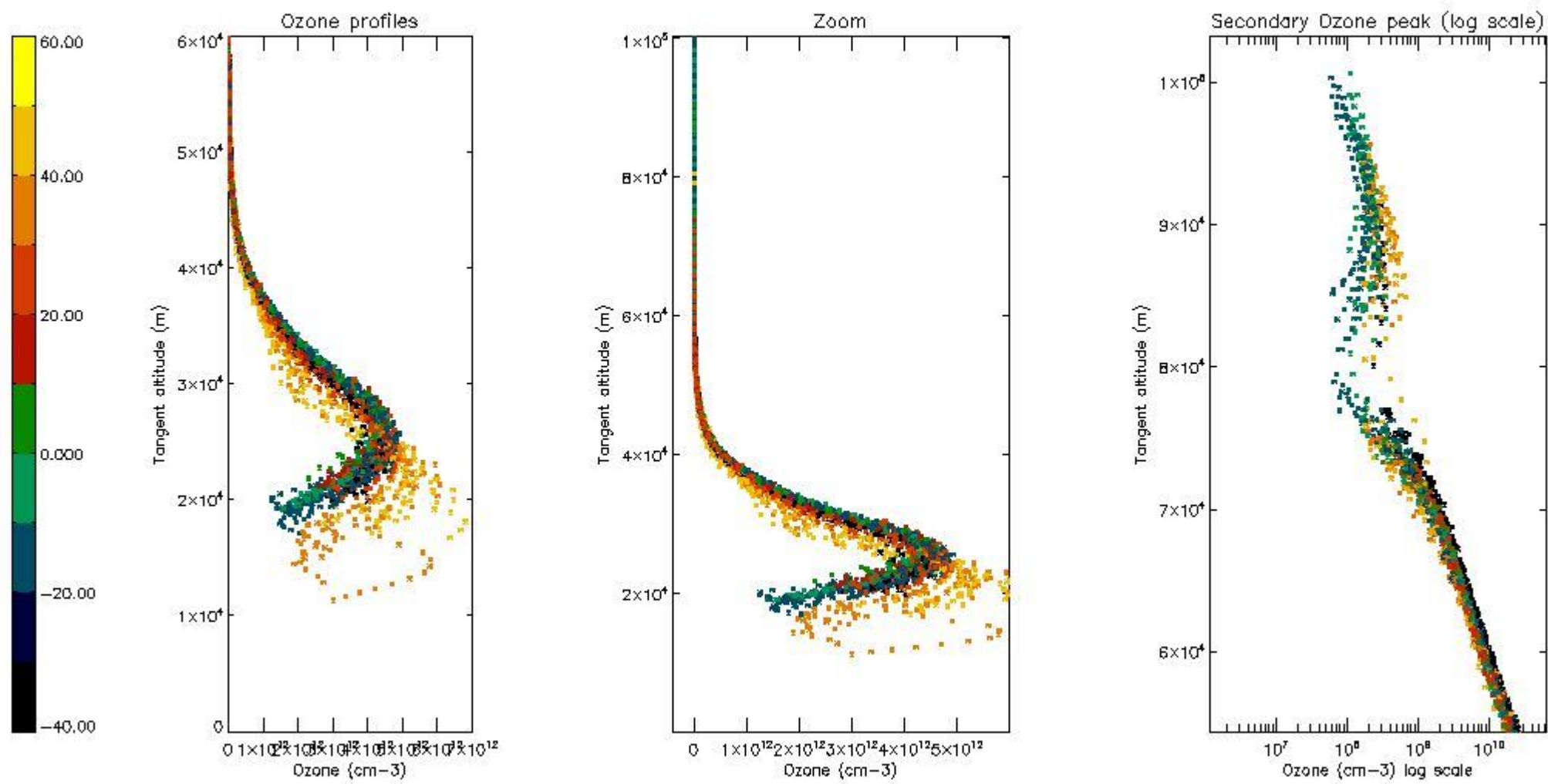
5.3 Plot ozone profiles where STD < 20% (dark without errors)

The colorbar represents the latitude.



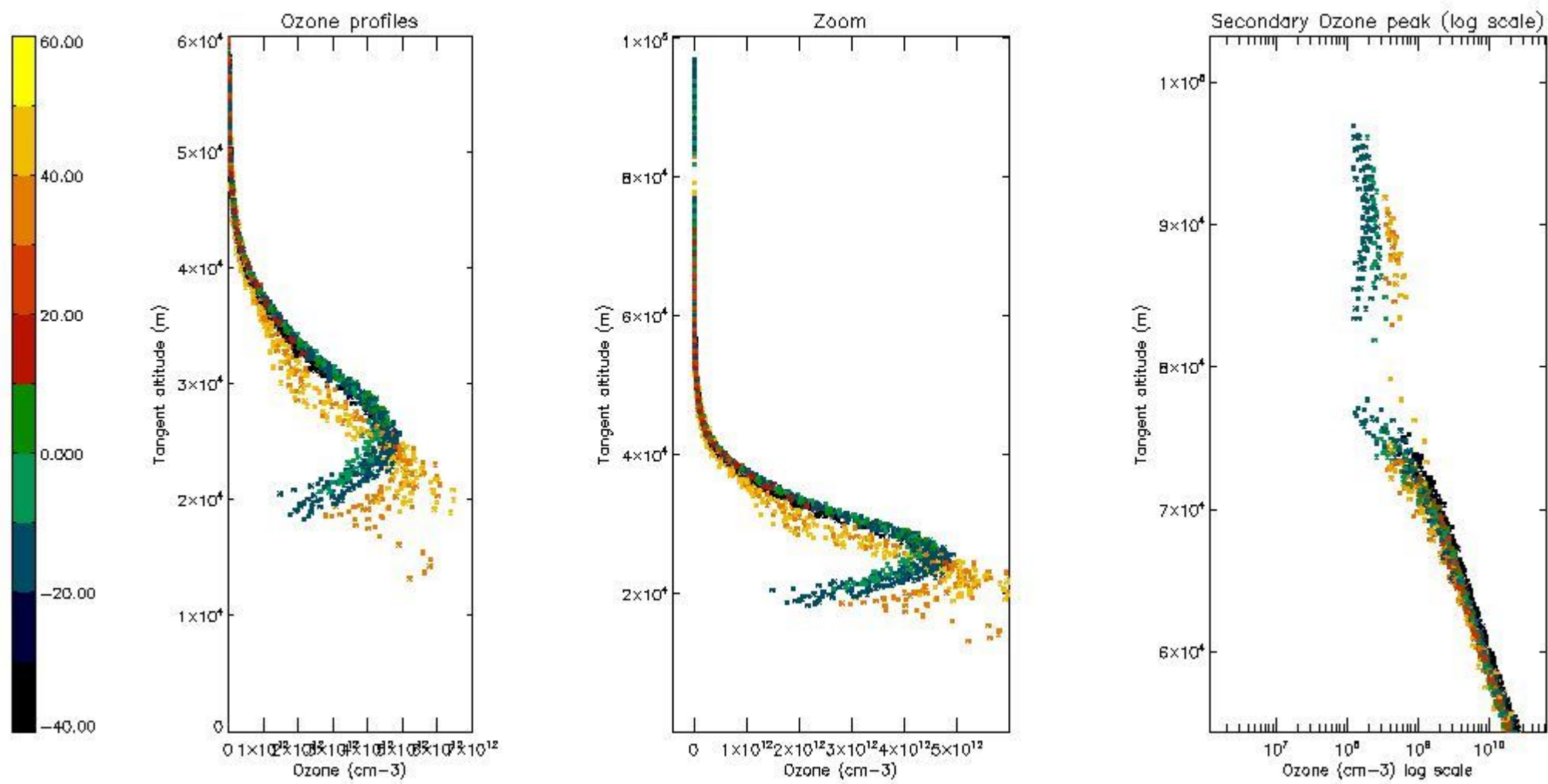
5.4 Plot ozone profiles where STD < 10% (dark without errors)

The colorbar represents the latitude.



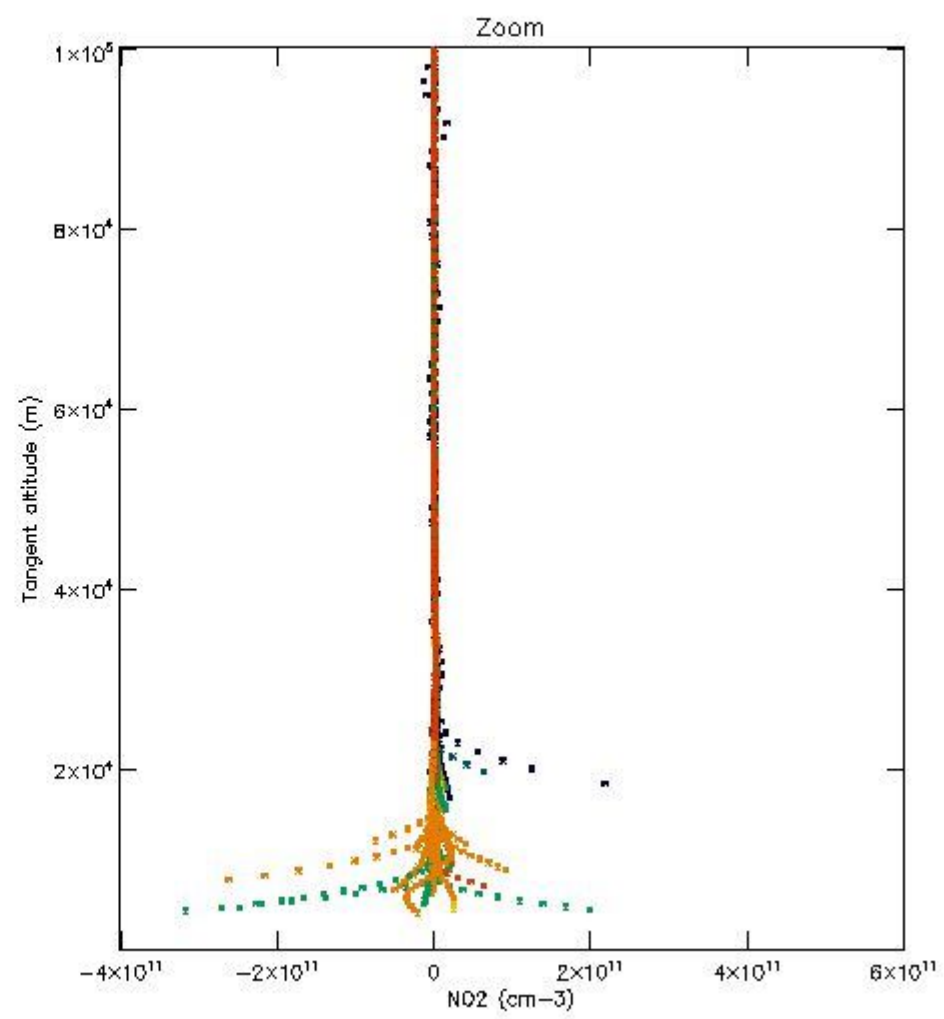
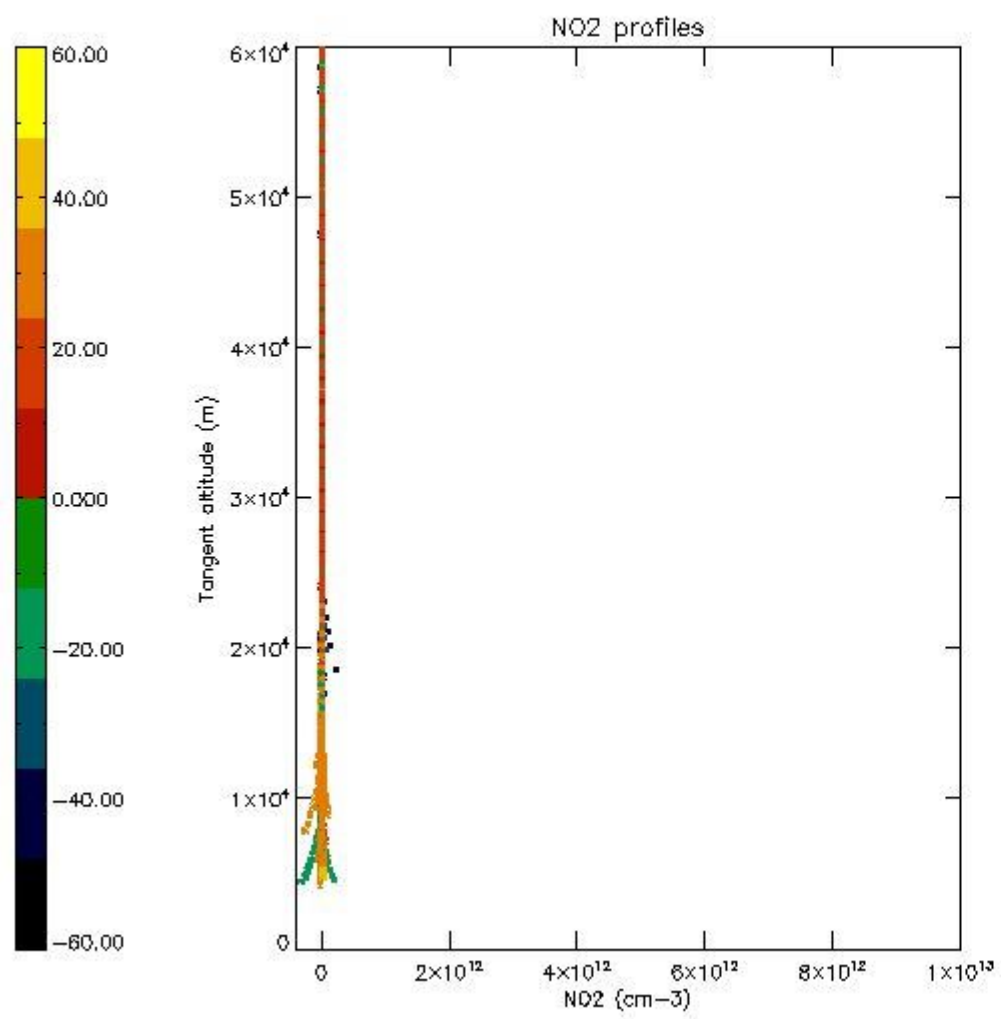
5.5 Plot ozone profiles where STD < 5% (dark without errors)

The colorbar represents the latitude.



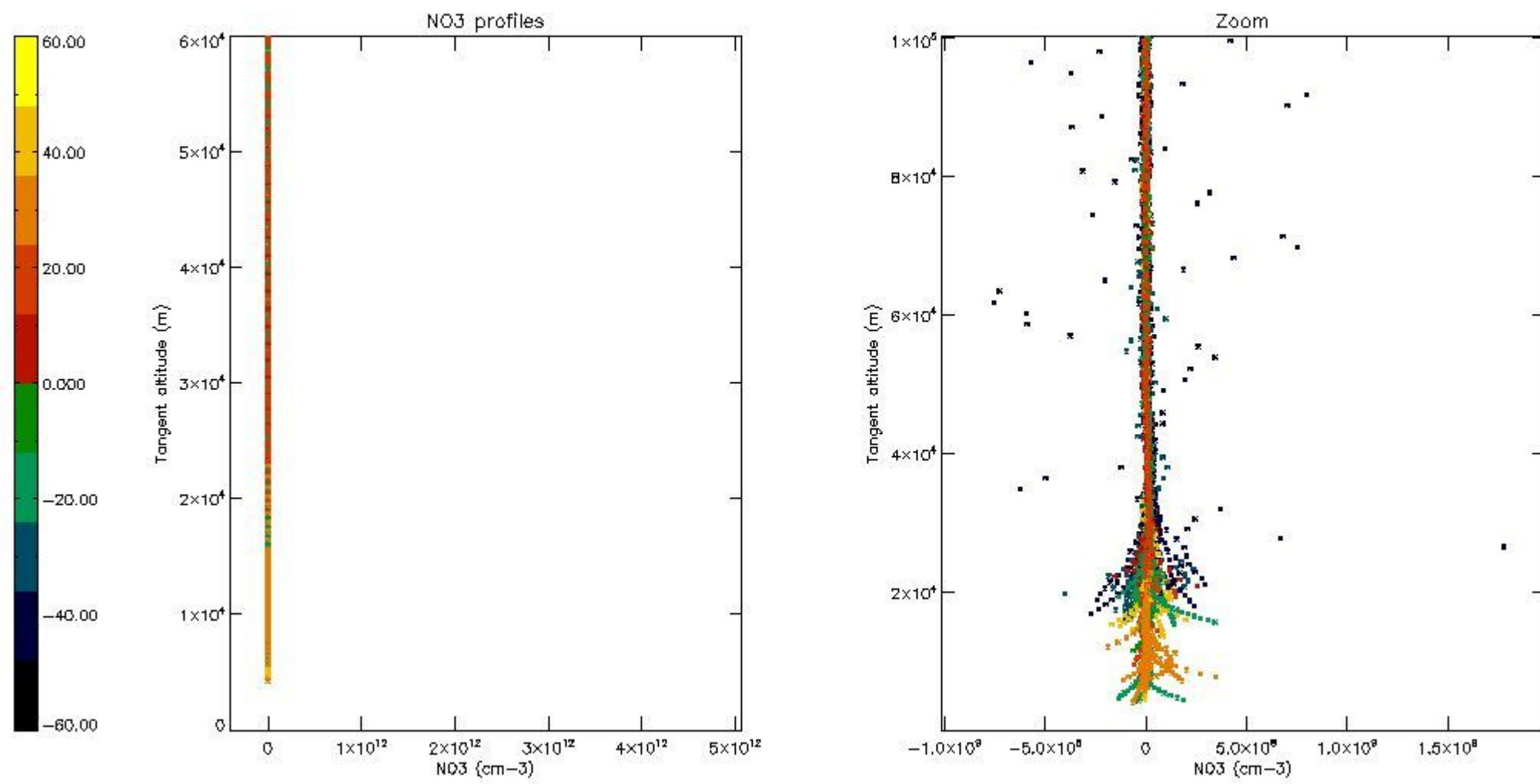
5.6 Plot NO₂ profiles for all STD (dark without errors)

The colorbar represents the latitude.



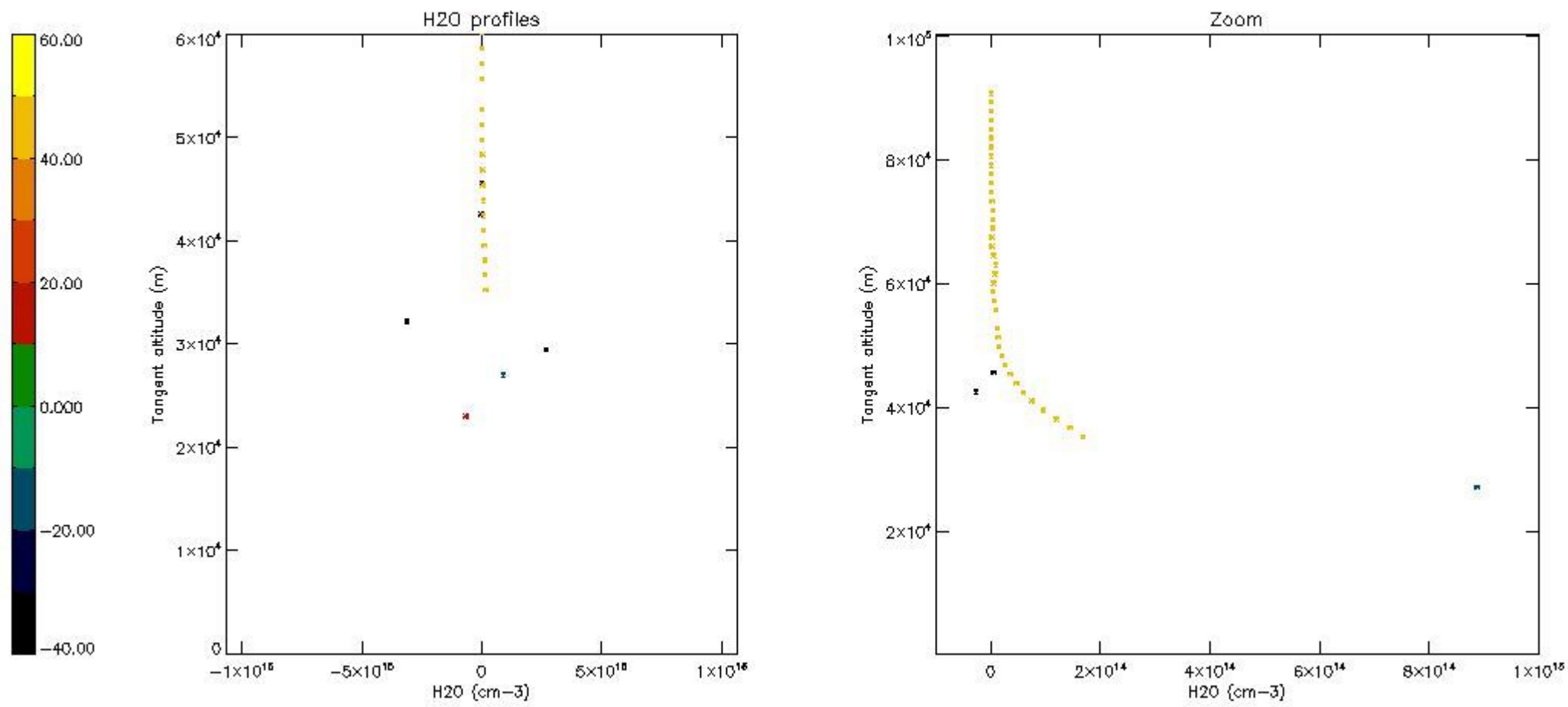
5.7 Plot NO3 profiles for all STD (dark without errors)

The colorbar represents the latitude.



5.8 Plot H2O profiles for all STD (only for occultations of stars 1,2,3,4,13,14,16,26,63 dark without errors)

The colorbar represents the latitude.



6. Auxiliary Data Files used for the production reported in section 2

The number reported in the third column indicates since which file (see list in section 2) the corresponding auxiliary file has been used. The fourth column is the date of those product files.

Type	Auxiliary Filename	Used since product	Used since product date
INST_PHYS_CHARACTERISTICS	GOM_INS_AXVIEC20091111_143220_20030716_120000_20500101_000000	1	11-JAN-2005 01:26:17
LEVEL-2_PROC_CONFIG	GOM_PR2_AXVIEC20091111_152718_20020301_000000_20500101_000000	1	11-JAN-2005 01:26:17
CROSS_SECTIONS_FILE	GOM_CRS_AXVIEC20091111_154832_20020301_000000_20500101_000000	1	11-JAN-2005 01:26:17

GOMOS Level 2 Daily Report

SUMMARY

[1. General Info](#)

[2. Summary of processed GOM_NL_2P products](#)

[3. Level 2 Quality information per product](#)

[3.1 Plot of level 2 quality information per product \(time dependant\)](#)

[3.2 Plot of level 2 quality information per product \(world map\)](#)

[4. Level 1 Quality information per product \(stored on level 2 products\)](#)

[4.1 Plot of level 1 quality information per product \(time dependant\)](#)

[4.1.1 Plot of level 1 quality information per product \(time dependant\): ASCENDING](#)

[4.1.2 Plot of level 1 quality information per product \(time dependant\): DESCENDING](#)

[4.2 Plot of level 1 quality information per product \(world map\)](#)

[4.2.1 Plot of level 1 quality information per product \(world map\): ASCENDING](#)

[4.2.2 Plot of level 1 quality information per product \(world map\): DESCENDING](#)

[5. Ozone profiles based on quality statistics and other trace gas profiles](#)

[5.1 Ozone statistics based on quality of products](#)

[5.2 Plot ozone profiles for all STD \(dark without errors\)](#)

[5.3 Plot ozone profiles where STD < 20% \(dark without errors\)](#)

[5.4. Plot ozone profiles where STD < 10% \(dark without errors\)](#)

[5.5. Plot ozone profiles where STD < 5% \(dark without errors\)](#)

[5.6 Plot NO2 profiles for all STD \(dark without errors\)](#)

[5.7 Plot NO3 profiles for all STD \(dark without errors\)](#)

[5.8 Plot H2O profiles \(only for occultations of stars 1,2,3,4,13,14,16,26,63 dark without errors\) for all STD](#)

[6. Auxiliary Data Files used for the production reported in section 2](#)

This report presents the daily analysis on parameters extracted from GOMOS level 2 data (GOM_NL__2P). It is intended to monitor some important parameters that will impact the quality of these products. A list of level 2 products (and content) that have arrived during the reporting day to the PCF is also given.

Item	Value
Time of report generation	18APR2013 08:50:00
Data source version	GOMOS/6.01
Start time of products	11-01-2005 (11JAN2005 00:00:00)
Stop time of products	12-01-2005 (12JAN2005 00:00:00)
Store outputs in DB	Yes
Nb of level 2 prods	358
Nb of prods with errors	1

2. Summary of processed GOM_NL__2P products.

Nr	Filename	UTC Start time	Limb	Duration	Star Id	Star Name	Star Mag	Star Temp	Nb Meas	Orbit	Prod. error
1	GOM_NL__2PRFIN20050111_012617_000000522033_00403_14986_7753.N1	11-JAN-2005 01:26:17	Dark	52.000	98	13Zet Oph	2.5710	30000.	104	14986	Yes
2	GOM_NL__2PRFIN20050111_012813_000000482033_00403_14986_7754.N1	11-JAN-2005 01:28:13	Twilight	47.500	104	27Bet Lib	2.6140	13100.	95	14986	No
3	GOM_NL__2PRFIN20050111_013043_000000522033_00403_14986_7755.N1	11-JAN-2005 01:30:43	Twilight	51.500	16	21Alp Sco	1.0200	3000.0	103	14986	No
4	GOM_NL__2PRFIN20050111_013550_000000402033_00403_14986_7756.N1	11-JAN-2005 01:35:50	Dark	40.000	131	Gam Lup	2.8000	26000.	80	14986	No
5	GOM_NL__2PRFIN20050111_013727_000000422033_00403_14986_7757.N1	11-JAN-2005 01:37:27	Dark	41.500	109	Bet Lup	2.6770	26000.	83	14986	No
6	GOM_NL__2PRFIN20050111_013858_000000442033_00403_14986_7758.N1	11-JAN-2005 01:38:58	Dark	43.500	78	Alp Lup	2.3040	28000.	87	14986	No
7	GOM_NL__2PRFIN20050111_014146_000000422033_00404_14987_7753.N1	11-JAN-2005 01:41:46	Dark	41.500	4	Alp1Cen	-0.010000	5800.0	83	14987	No
8	GOM_NL__2PRFIN20050111_014505_000000472033_00404_14987_7754.N1	11-JAN-2005 01:45:05	Dark	46.500	20	Bet Cru	1.2530	30000.	93	14987	No
9	GOM_NL__2PRFIN20050111_014920_000000392033_00404_14987_7755.N1	11-JAN-2005 01:49:20	Dark	38.500	124	The Car	2.7640	30000.	77	14987	No
10	GOM_NL__2PRFIN20050111_015052_000000432033_00404_14987_7756.N1	11-JAN-2005 01:50:52	Dark	42.500	29	Bet Car	1.6720	10200.	85	14987	No
11	GOM_NL__2PRFIN20050111_015239_000000422033_00404_14987_7757.N1	11-JAN-2005 01:52:39	Dark	42.000	71	lot Car	2.2460	7700.0	84	14987	No
12	GOM_NL__2PRFIN20050111_015400_000000502033_00404_14987_7758.N1	11-JAN-2005 01:54:00	Dark	49.500	41	Eps Car	1.8600	4100.0	99	14987	No
13	GOM_NL__2PRFIN20050111_015747_000000492033_00404_14987_7759.N1	11-JAN-2005 01:57:47	Dark	49.000	2	Alp Car	-0.73600	7000.0	98	14987	No
14	GOM_NL__2PRFIN20050111_015928_000000442033_00404_14987_7760.N1	11-JAN-2005 01:59:28	Dark	43.500	70	Zet Pup	2.2460	39000.	87	14987	No
15	GOM_NL__2PRFIN20050111_020114_000000482033_00404_14987_7761.N1	11-JAN-2005 02:01:14	Straylight	48.000	117	Pi Pup	2.7060	3800.0	96	14987	No
16	GOM_NL__2PRFIN20050111_020351_000000452033_00404_14987_7762.N1	11-JAN-2005 02:03:51	Straylight	44.500	23	21Eps CMa	1.5020	26000.	89	14987	No
17	GOM_NL__2PRFIN20050111_020517_000000422033_00404_14987_7763.N1	11-JAN-2005 02:05:17	Straylight	42.000	179	24Omi2CMa	3.0320	24000.	84	14987	No
18	GOM_NL__2PRFIN20050111_020734_000000492033_00404_14987_7764.N1	11-JAN-2005 02:07:34	Straylight	49.000	1	9Alp CMa	-1.4400	11000.	98	14987	No
19	GOM_NL__2PRFIN20050111_021047_000000482033_00404_14987_7765.N1	11-JAN-2005 02:10:47	Straylight	48.000	7	19Bet Ori	0.10000	14000.	96	14987	No
20	GOM_NL__2PRFIN20050111_021230_000000442033_00404_14987_7766.N1	11-JAN-2005 02:12:30	Twilight	43.500	30	46Eps Ori	1.6940	30000.	87	14987	No
21	GOM_NL__2PRFIN20050111_021443_000000672033_00404_14987_7767.N1	11-JAN-2005 02:14:43	Twilight	67.000	8	10Alp CMi	0.40000	6500.0	134	14987	No
22	GOM_NL__2PRFIN20050111_021728_000000462033_00404_14987_7768.N1	11-JAN-2005 02:17:28	Twilight	45.500	44	24Gam Gem	1.9280	11000.	91	14987	No
23	GOM_NL__2PRFIN20050111_021909_000000452033_00404_14987_7769.N1	11-JAN-2005 02:19:09	Bright	44.500	151	13Mu Gem	2.8900	3000.0	89	14987	No
24	GOM_NL__2PRFIN20050111_022050_000000392033_00404_14987_7770.N1	11-JAN-2005 02:20:50	Bright	39.000	28	12Bet Tau	1.6500	15200.	78	14987	No
25	GOM_NL__2PRFIN20050111_022219_000000402033_00404_14987_7771.N1	11-JAN-2005 02:22:19	Bright	40.000	114	3lot Aur	2.6930	4600.0	80	14987	No
26	GOM_NL__2PRFIN20050111_022529_000000392033_00404_14987_7772.N1	11-JAN-2005 02:25:29	Bright	38.500	42	34Bet Aur	1.9000	10200.	77	14987	No
27	GOM_NL__2PRFIN20050111_022728_000000382033_00404_14987_7773.N1	11-JAN-2005 02:27:28	Bright	37.500	175	39Del Per	3.0100	19400.	75	14987	No
28	GOM_NL__2PRFIN20050111_022946_000000392033_00404_14987_7774.N1	11-JAN-2005 02:29:46	Bright	39.000	160	23Gam Per	2.9300	4700.0	78	14987	No
29	GOM_NL__2PRFIN20050111_023758_000000372033_00404_14987_7775.N1	11-JAN-2005 02:37:58	Bright	37.000	49	1Alp UMi	1.9900	6300.0	74	14987	No
30	GOM_NL__2PRFIN20050111_023938_000000532033_00404_14987_7776.N1	11-JAN-2005 02:39:38	Bright	53.000	82	48Bet UMa	2.3650	10600.	106	14987	No
31	GOM_NL__2PRFIN20050111_024206_000000402033_00404_14987_7777.N1	11-JAN-2005 02:42:06	Bright	40.000	60	7Bet UMi	2.0810	3950.0	80	14987	No
32	GOM_NL__2PRFIN20050111_024454_000000502033_00404_14987_7778.N1	11-JAN-2005 02:44:54	Bright	50.000	32	77Eps UMa	1.7630	11000.	100	14987	No
33	GOM_NL__2PRFIN20050111_024844_000000362033_00404_14987_7779.N1	11-JAN-2005 02:48:44	Bright	36.000	130	23Bet Dra	2.7990	5800.0	72	14987	No
34	GOM_NL__2PRFIN20050111_025145_000000362033_00404_14987_7780.N1	11-JAN-2005 02:51:45	Bright	35.500	5	3Alp Lyr	0.033000	11000.	71	14987	No
35	GOM_NL__2PRFIN20050111_025329_000000712033_00404_14987_7781.N1	11-JAN-2005 02:53:29	Bright	71.000	180	27Gam Boo	3.0400	8000.0	142	14987	No
36	GOM_NL__2PRFIN20050111_025743_000000542033_00404_14987_7782.N1	11-JAN-2005 02:57:43	Bright	53.500	83		2.3780	11000.	107	14987	No
37	GOM_NL__2PRFIN20050111_025945_000000352033_00404_14987_7783.N1	11-JAN-2005 02:59:45	Bright	34.500	59	55Alp Oph	2.0800	8900.0	69	14987	No
38	GOM_NL__2PRFIN20050111_030308_000000792033_00404_14987_7784.N1	11-JAN-2005 03:03:08	Twilight	78.500	111	8Eta Boo	2.6800	6000.0	157	14987	No
39	GOM_NL__2PRFIN20050111_030653_000000372033_00404_14987_7785.N1	11-JAN-2005 03:06:53	Bright	37.000	98	13Zet Oph	2.5710	30000.	74	14987	No
40	GOM_NL__2PRFIN20050111_030849_000000482033_00404_14987_7786.N1	11-JAN-2005 03:08:49	Twilight	47.500	104	27Bet Lib	2.6140	13100.	95	14987	No
41	GOM_NL__2PRFIN20050111_031117_000000512033_00404_14987_7787.N1	11-JAN-2005 03:11:17	Twilight	51.000	16	21Alp Sco	1.0200	3000.0	102	14987	No
42	GOM_NL__2PRFIN20050111_031626_000000392033_00404_14987_7788.N1	11-JAN-2005 03:16:26	Dark	39.000	131	Gam Lup	2.8000	26000.	78	14987	No

43	GOM_NL__2PRFIN20050111_031801_000000432033_00404_14987_7789.N1	11-JAN-2005 03:18:01	Dark	42.500	109	Bet Lup	2.6770	26000.	85	14987	No
44	GOM_NL__2PRFIN20050111_031935_000000422033_00404_14987_7790.N1	11-JAN-2005 03:19:35	Dark	41.500	78	Alp Lup	2.3040	28000.	83	14987	No
45	GOM_NL__2PRFIN20050111_032222_000000432033_00405_14988_7753.N1	11-JAN-2005 03:22:22	Dark	42.500	4	Alp1Cen	-0.010000	5800.0	85	14988	No
46	GOM_NL__2PRFIN20050111_032542_000000432033_00405_14988_7754.N1	11-JAN-2005 03:25:42	Dark	42.500	20	Bet Cru	1.2530	30000.	85	14988	No
47	GOM_NL__2PRFIN20050111_032956_000000392033_00405_14988_7755.N1	11-JAN-2005 03:29:56	Dark	38.500	124	The Car	2.7640	30000.	77	14988	No
48	GOM_NL__2PRFIN20050111_033129_000000462033_00405_14988_7756.N1	11-JAN-2005 03:31:29	Dark	46.000	29	Bet Car	1.6720	10200.	92	14988	No
49	GOM_NL__2PRFIN20050111_033315_000000402033_00405_14988_7757.N1	11-JAN-2005 03:33:15	Dark	40.000	71	lot Car	2.2460	7700.0	80	14988	No
50	GOM_NL__2PRFIN20050111_033437_000000422033_00405_14988_7758.N1	11-JAN-2005 03:34:37	Dark	41.500	41	Eps Car	1.8600	4100.0	83	14988	No
51	GOM_NL__2PRFIN20050111_033823_000000432033_00405_14988_7759.N1	11-JAN-2005 03:38:23	Dark	43.000	2	Alp Car	-0.73600	7000.0	86	14988	No
52	GOM_NL__2PRFIN20050111_034004_000000452033_00405_14988_7760.N1	11-JAN-2005 03:40:04	Dark	44.500	70	Zet Pup	2.2460	39000.	89	14988	No
53	GOM_NL__2PRFIN20050111_034150_000000432033_00405_14988_7761.N1	11-JAN-2005 03:41:50	Straylight	42.500	117	Pi Pup	2.7060	3800.0	85	14988	No
54	GOM_NL__2PRFIN20050111_034427_000000452033_00405_14988_7762.N1	11-JAN-2005 03:44:27	Straylight	45.000	23	21Eps CMa	1.5020	26000.	90	14988	No
55	GOM_NL__2PRFIN20050111_034554_000000442033_00405_14988_7763.N1	11-JAN-2005 03:45:54	Straylight	43.500	179	24Omi2CMa	3.0320	24000.	87	14988	No
56	GOM_NL__2PRFIN20050111_034810_000000462033_00405_14988_7764.N1	11-JAN-2005 03:48:10	Straylight	46.000	1	9Alp CMa	-1.4400	11000.	92	14988	No
57	GOM_NL__2PRFIN20050111_035123_000000472033_00405_14988_7765.N1	11-JAN-2005 03:51:23	Straylight	46.500	7	19Bet Ori	0.10000	14000.	93	14988	No
58	GOM_NL__2PRFIN20050111_035306_000000442033_00405_14988_7766.N1	11-JAN-2005 03:53:06	Tw_i_and_stray	43.500	30	46Eps Ori	1.6940	30000.	87	14988	No
59	GOM_NL__2PRFIN20050111_035518_000000672033_00405_14988_7767.N1	11-JAN-2005 03:55:18	Tw_i_and_stray	67.000	8	10Alp CMi	0.40000	6500.0	134	14988	No
60	GOM_NL__2PRFIN20050111_035803_000000462033_00405_14988_7768.N1	11-JAN-2005 03:58:03	Tw_i_and_stray	45.500	44	24Gam Gem	1.9280	11000.	91	14988	No
61	GOM_NL__2PRFIN20050111_035945_000000422033_00405_14988_7769.N1	11-JAN-2005 03:59:45	Bright	41.500	151	13Mu Gem	2.8900	3000.0	83	14988	No
62	GOM_NL__2PRFIN20050111_040124_000000432033_00405_14988_7770.N1	11-JAN-2005 04:01:24	Bright	43.000	28	12Bet Tau	1.6500	15200.	86	14988	No
63	GOM_NL__2PRFIN20050111_040256_000000382033_00405_14988_7771.N1	11-JAN-2005 04:02:56	Bright	38.000	114	3lot Aur	2.6930	4600.0	76	14988	No
64	GOM_NL__2PRFIN20050111_040605_000000372033_00405_14988_7772.N1	11-JAN-2005 04:06:05	Bright	37.000	42	34Bet Aur	1.9000	10200.	74	14988	No
65	GOM_NL__2PRFIN20050111_040804_000000382033_00405_14988_7773.N1	11-JAN-2005 04:08:04	Bright	38.000	175	39Del Per	3.0100	19400.	76	14988	No
66	GOM_NL__2PRFIN20050111_041023_000000392033_00405_14988_7774.N1	11-JAN-2005 04:10:23	Bright	39.000	160	23Gam Per	2.9300	4700.0	78	14988	No
67	GOM_NL__2PRFIN20050111_041834_000000372033_00405_14988_7775.N1	11-JAN-2005 04:18:34	Bright	36.500	49	1Alp UMi	1.9900	6300.0	73	14988	No
68	GOM_NL__2PRFIN20050111_042013_000000542033_00405_14988_7776.N1	11-JAN-2005 04:20:13	Bright	54.000	82	48Bet UMa	2.3650	10600.	108	14988	No
69	GOM_NL__2PRFIN20050111_042242_000000402033_00405_14988_7777.N1	11-JAN-2005 04:22:42	Bright	40.000	60	7Bet UMi	2.0810	3950.0	80	14988	No
70	GOM_NL__2PRFIN20050111_042529_000000512033_00405_14988_7778.N1	11-JAN-2005 04:25:29	Bright	51.000	32	77Eps UMa	1.7630	11000.	102	14988	No
71	GOM_NL__2PRFIN20050111_042920_000000362033_00405_14988_7779.N1	11-JAN-2005 04:29:20	Bright	35.500	130	23Bet Dra	2.7990	5800.0	71	14988	No
72	GOM_NL__2PRFIN20050111_043221_000000382033_00405_14988_7780.N1	11-JAN-2005 04:32:21	Bright	38.000	5	3Alp Lyr	0.033000	11000.	76	14988	No
73	GOM_NL__2PRFIN20050111_043404_000000492033_00405_14988_7781.N1	11-JAN-2005 04:34:04	Bright	48.500	180	27Gam Boo	3.0400	8000.0	97	14988	No
74	GOM_NL__2PRFIN20050111_043819_000000722033_00405_14988_7782.N1	11-JAN-2005 04:38:19	Bright	72.000	83		2.3780	11000.	144	14988	No
75	GOM_NL__2PRFIN20050111_044021_000000352033_00405_14988_7783.N1	11-JAN-2005 04:40:21	Bright	35.000	59	55Alp Oph	2.0800	8900.0	70	14988	No
76	GOM_NL__2PRFIN20050111_044345_000000862033_00405_14988_7784.N1	11-JAN-2005 04:43:45	Tw_i_and_stray	86.000	111	8Eta Boo	2.6800	6000.0	172	14988	No
77	GOM_NL__2PRFIN20050111_044730_000000382033_00405_14988_7785.N1	11-JAN-2005 04:47:30	Bright	38.000	98	13Zet Oph	2.5710	30000.	76	14988	No
78	GOM_NL__2PRFIN20050111_044926_000000462033_00405_14988_7786.N1	11-JAN-2005 04:49:26	Tw_i_and_stray	45.500	104	27Bet Lib	2.6140	13100.	91	14988	No
79	GOM_NL__2PRFIN20050111_045156_000000522033_00405_14988_7787.N1	11-JAN-2005 04:51:56	Tw_i_and_stray	52.000	16	21Alp Sco	1.0200	3000.0	104	14988	No
80	GOM_NL__2PRFIN20050111_045703_000000402033_00405_14988_7788.N1	11-JAN-2005 04:57:03	Dark	39.500	131	Gam Lup	2.8000	26000.	79	14988	No
81	GOM_NL__2PRFIN20050111_045840_000000422033_00405_14988_7789.N1	11-JAN-2005 04:58:40	Dark	41.500	109	Bet Lup	2.6770	26000.	83	14988	No
82	GOM_NL__2PRFIN20050111_050011_000000412033_00405_14988_7790.N1	11-JAN-2005 05:00:11	Dark	40.500	78	Alp Lup	2.3040	28000.	81	14988	No
83	GOM_NL__2PRFIN20050111_050258_000000532033_00406_14989_7753.N1	11-JAN-2005 05:02:58	Dark	53.000	4	Alp1Cen	-0.010000	5800.0	106	14989	No
84	GOM_NL__2PRFIN20050111_050619_000000482033_00406_14989_7754.N1	11-JAN-2005 05:06:19	Dark	48.000	20	Bet Cru	1.2530	30000.	96	14989	No
85	GOM_NL__2PRFIN20050111_051033_000000402033_00406_14989_7755.N1	11-JAN-2005 05:10:33	Dark	40.000	124	The Car	2.7640	30000.	80	14989	No
86	GOM_NL__2PRFIN20050111_051205_000000432033_00406_14989_7756.N1	11-JAN-2005 05:12:05	Dark	42.500	29	Bet Car	1.6720	10200.	85	14989	No
87	GOM_NL__2PRFIN20050111_051352_000000412033_00406_14989_7757.N1	11-JAN-2005 05:13:52	Dark	40.500	71	lot Car	2.2460	7700.0	81	14989	No
88	GOM_NL__2PRFIN20050111_051513_000000392033_00406_14989_7758.N1	11-JAN-2005 05:15:13	Dark	39.000	41	Eps Car	1.8600	4100.0	78	14989	No
89	GOM_NL__2PRFIN20050111_051900_000000442033_00406_14989_7759.N1	11-JAN-2005 05:19:00	Dark	44.000	2	Alp Car	-0.73600	7000.0	88	14989	No
90	GOM_NL__2PRFIN20050111_052041_000000472033_00406_14989_7760.N1	11-JAN-2005 05:20:41	Dark	46.500	70	Zet Pup	2.2460	39000.	93	14989	No
91	GOM_NL__2PRFIN20050111_052226_000000472033_00406_14989_7761.N1	11-JAN-2005 05:22:26	Straylight	47.000	117	Pi Pup	2.7060	3800.0	94	14989	No
92	GOM_NL__2PRFIN20050111_052503_000000462033_00406_14989_7762.N1	11-JAN-2005 05:25:03	Straylight	46.000	23	21Eps CMa	1.5020	26000.	92	14989	No
93	GOM_NL__2PRFIN20050111_052630_000000432033_00406_14989_7763.N1	11-JAN-2005 05:26:30	Straylight	42.500	179	24Omi2CMa	3.0320	24000.	85	14989	No
94	GOM_NL__2PRFIN20050111_052846_000000502033_00406_14989_7764.N1	11-JAN-2005 05:28:46	Straylight	49.500	1	9Alp CMa	-1.4400	11000.	99	14989	No
95	GOM_NL__2PRFIN20050111_053159_000000522033_00406_14989_7765.N1	11-JAN-2005 05:31:59	Straylight	51.500	7	19Bet Ori	0.10000	14000.	103	14989	No
96	GOM_NL__2PRFIN20050111_053342_000000392033_00406_14989_7766.N1	11-JAN-2005 05:33:42	Tw_i_and_stray	39.000	30	46Eps Ori	1.6940	30000.	78	14989	No
97	GOM_NL__2PRFIN20050111_053554_000000672033_00406_14989_7767.N1	11-JAN-2005 05:35:54	Tw_i_and_stray	67.000	8	10Alp CMi	0.40000	6500.0	134	14989	No
98	GOM_NL__2PRFIN20050111_053838_000000482033_00406_14989_7768.N1	11-JAN-2005 05:38:38	Tw_i_and_stray	48.000	44	24Gam Gem	1.9280	11000.	96	14989	No
99	GOM_NL__2PRFIN20050111_054020_000000552033_00406_14989_7769.N1	11-JAN-2005 05:40:20	Bright	55.000	151	13Mu Gem	2.8900	3000.0	110	14989	No
100	GOM_NL__2PRFIN20050111_054202_000000392033_00406_14989_7770.N1	11-JAN-2005 05:42:02	Bright	39.000	28	12Bet Tau	1.6500	15200.	78	14989	No
101	GOM_NL__2PRFIN20050111_054332_000000402033_00406_14989_7771.N1	11-JAN-2005 05:43:32	Bright	40.000	114	3lot Aur	2.6930	4600.0	80	14989	No

102	GOM_NL__2PRFIN20050111_054640_000000402033_00406_14989_7772.N1	11-JAN-2005 05:46:40	Bright	39.500	42	34Bet Aur	1.9000	10200.	79	14989	No
103	GOM_NL__2PRFIN20050111_054841_000000372033_00406_14989_7773.N1	11-JAN-2005 05:48:41	Bright	37.000	175	39Del Per	3.0100	19400.	74	14989	No
104	GOM_NL__2PRFIN20050111_055100_000000392033_00406_14989_7774.N1	11-JAN-2005 05:51:00	Bright	39.000	160	23Gam Per	2.9300	4700.0	78	14989	No
105	GOM_NL__2PRFIN20050111_055910_000000372033_00406_14989_7775.N1	11-JAN-2005 05:59:10	Bright	37.000	49	1Alp UMi	1.9900	6300.0	74	14989	No
106	GOM_NL__2PRFIN20050111_060048_000000532033_00406_14989_7776.N1	11-JAN-2005 06:00:48	Bright	53.000	82	48Bet UMa	2.3650	10600.	106	14989	No
107	GOM_NL__2PRFIN20050111_060318_000000372033_00406_14989_7777.N1	11-JAN-2005 06:03:18	Bright	36.500	60	7Bet UMi	2.0810	3950.0	73	14989	No
108	GOM_NL__2PRFIN20050111_060605_000000502033_00406_14989_7778.N1	11-JAN-2005 06:06:05	Bright	50.000	32	77Eps UMa	1.7630	11000.	100	14989	No
109	GOM_NL__2PRFIN20050111_060957_000000352033_00406_14989_7779.N1	11-JAN-2005 06:09:57	Bright	35.000	130	23Bet Dra	2.7990	5800.0	70	14989	No
110	GOM_NL__2PRFIN20050111_061258_000000352033_00406_14989_7780.N1	11-JAN-2005 06:12:58	Bright	34.500	5	3Alp Lyr	0.033000	11000.	69	14989	No
111	GOM_NL__2PRFIN20050111_061440_000000482033_00406_14989_7781.N1	11-JAN-2005 06:14:40	Bright	47.500	180	27Gam Boo	3.0400	8000.0	95	14989	No
112	GOM_NL__2PRFIN20050111_061855_000000502033_00406_14989_7782.N1	11-JAN-2005 06:18:55	Bright	50.000	83		2.3780	11000.	100	14989	No
113	GOM_NL__2PRFIN20050111_062058_000000352033_00406_14989_7783.N1	11-JAN-2005 06:20:58	Bright	34.500	59	55Alp Oph	2.0800	8900.0	69	14989	No
114	GOM_NL__2PRFIN20050111_062422_000000822033_00406_14989_7784.N1	11-JAN-2005 06:24:22	Tw_i_and_stray	82.000	111	8Eta Boo	2.6800	6000.0	164	14989	No
115	GOM_NL__2PRFIN20050111_062806_000000372033_00406_14989_7785.N1	11-JAN-2005 06:28:06	Bright	37.000	98	13Zet Oph	2.5710	30000.	74	14989	No
116	GOM_NL__2PRFIN20050111_063003_000000502033_00406_14989_7786.N1	11-JAN-2005 06:30:03	Tw_i_and_stray	49.500	104	27Bet Lib	2.6140	13100.	99	14989	No
117	GOM_NL__2PRFIN20050111_063233_000000462033_00406_14989_7787.N1	11-JAN-2005 06:32:33	Tw_i_and_stray	46.000	16	21Alp Sco	1.0200	3000.0	92	14989	No
118	GOM_NL__2PRFIN20050111_063740_000000422033_00406_14989_7788.N1	11-JAN-2005 06:37:40	Dark	41.500	131	Gam Lup	2.8000	26000.	83	14989	No
119	GOM_NL__2PRFIN20050111_063917_000000442033_00406_14989_7789.N1	11-JAN-2005 06:39:17	Dark	44.000	109	Bet Lup	2.6770	26000.	88	14989	No
120	GOM_NL__2PRFIN20050111_064048_000000442033_00406_14989_7790.N1	11-JAN-2005 06:40:48	Dark	43.500	78	Alp Lup	2.3040	28000.	87	14989	No
121	GOM_NL__2PRFIN20050111_064335_000000452033_00407_14990_7754.N1	11-JAN-2005 06:43:35	Dark	45.000	4	Alp1Cen	-0.010000	5800.0	90	14990	No
122	GOM_NL__2PRFIN20050111_064655_000000432033_00407_14990_7755.N1	11-JAN-2005 06:46:55	Dark	42.500	20	Bet Cru	1.2530	30000.	85	14990	No
123	GOM_NL__2PRFIN20050111_065109_000000402033_00407_14990_7756.N1	11-JAN-2005 06:51:09	Dark	40.000	124	The Car	2.7640	30000.	80	14990	No
124	GOM_NL__2PRFIN20050111_065241_000000492033_00407_14990_7757.N1	11-JAN-2005 06:52:41	Dark	48.500	29	Bet Car	1.6720	10200.	97	14990	No
125	GOM_NL__2PRFIN20050111_065428_000000422033_00407_14990_7758.N1	11-JAN-2005 06:54:28	Dark	41.500	71	lot Car	2.2460	7700.0	83	14990	No
126	GOM_NL__2PRFIN20050111_065549_000000462033_00407_14990_7759.N1	11-JAN-2005 06:55:49	Dark	45.500	41	Eps Car	1.8600	4100.0	91	14990	No
127	GOM_NL__2PRFIN20050111_065935_000000452033_00407_14990_7760.N1	11-JAN-2005 06:59:35	Dark	44.500	2	Alp Car	-0.73600	7000.0	89	14990	No
128	GOM_NL__2PRFIN20050111_070117_000000462033_00407_14990_7761.N1	11-JAN-2005 07:01:17	Dark	45.500	70	Zet Pup	2.2460	39000.	91	14990	No
129	GOM_NL__2PRFIN20050111_070303_000000512033_00407_14990_7762.N1	11-JAN-2005 07:03:03	Straylight	50.500	117	Pi Pup	2.7060	3800.0	101	14990	No
130	GOM_NL__2PRFIN20050111_070540_000000452033_00407_14990_7763.N1	11-JAN-2005 07:05:40	Straylight	44.500	23	21Eps CMa	1.5020	26000.	89	14990	No
131	GOM_NL__2PRFIN20050111_070706_000000432033_00407_14990_7764.N1	11-JAN-2005 07:07:06	Straylight	42.500	179	24Omi2CMa	3.0320	24000.	85	14990	No
132	GOM_NL__2PRFIN20050111_070922_000000482033_00407_14990_7765.N1	11-JAN-2005 07:09:22	Straylight	48.000	1	9Alp CMa	-1.4400	11000.	96	14990	No
133	GOM_NL__2PRFIN20050111_071236_000000432033_00407_14990_7766.N1	11-JAN-2005 07:12:36	Straylight	43.000	7	19Bet Ori	0.10000	14000.	86	14990	No
134	GOM_NL__2PRFIN20050111_071418_000000432033_00407_14990_7767.N1	11-JAN-2005 07:14:18	Tw_i_and_stray	42.500	30	46Eps Ori	1.6940	30000.	85	14990	No
135	GOM_NL__2PRFIN20050111_071630_000000602033_00407_14990_7768.N1	11-JAN-2005 07:16:30	Tw_i_and_stray	59.500	8	10Alp CMi	0.40000	6500.0	119	14990	No
136	GOM_NL__2PRFIN20050111_071915_000000462033_00407_14990_7769.N1	11-JAN-2005 07:19:15	Tw_i_and_stray	45.500	44	24Gam Gem	1.9280	11000.	91	14990	No
137	GOM_NL__2PRFIN20050111_072056_000000462033_00407_14990_7770.N1	11-JAN-2005 07:20:56	Bright	46.000	151	13Mu Gem	2.8900	3000.0	92	14990	No
138	GOM_NL__2PRFIN20050111_072239_000000392033_00407_14990_7771.N1	11-JAN-2005 07:22:39	Bright	39.000	28	12Bet Tau	1.6500	15200.	78	14990	No
139	GOM_NL__2PRFIN20050111_072409_000000402033_00407_14990_7772.N1	11-JAN-2005 07:24:09	Bright	39.500	114	3lot Aur	2.6930	4600.0	79	14990	No
140	GOM_NL__2PRFIN20050111_072716_000000392033_00407_14990_7773.N1	11-JAN-2005 07:27:16	Bright	38.500	42	34Bet Aur	1.9000	10200.	77	14990	No
141	GOM_NL__2PRFIN20050111_072918_000000372033_00407_14990_7774.N1	11-JAN-2005 07:29:18	Bright	37.000	175	39Del Per	3.0100	19400.	74	14990	No
142	GOM_NL__2PRFIN20050111_073946_000000382033_00407_14990_7775.N1	11-JAN-2005 07:39:46	Bright	37.500	49	1Alp UMi	1.9900	6300.0	75	14990	No
143	GOM_NL__2PRFIN20050111_074123_000000542033_00407_14990_7776.N1	11-JAN-2005 07:41:23	Bright	54.000	82	48Bet UMa	2.3650	10600.	108	14990	No
144	GOM_NL__2PRFIN20050111_074354_000000412033_00407_14990_7777.N1	11-JAN-2005 07:43:54	Bright	40.500	60	7Bet UMi	2.0810	3950.0	81	14990	No
145	GOM_NL__2PRFIN20050111_074640_000000522033_00407_14990_7778.N1	11-JAN-2005 07:46:40	Bright	51.500	32	77Eps UMa	1.7630	11000.	103	14990	No
146	GOM_NL__2PRFIN20050111_075032_000000372033_00407_14990_7779.N1	11-JAN-2005 07:50:32	Bright	36.500	130	23Bet Dra	2.7990	5800.0	73	14990	No
147	GOM_NL__2PRFIN20050111_075334_000000372033_00407_14990_7780.N1	11-JAN-2005 07:53:34	Bright	36.500	5	3Alp Lyr	0.033000	11000.	73	14990	No
148	GOM_NL__2PRFIN20050111_075516_000000482033_00407_14990_7781.N1	11-JAN-2005 07:55:16	Bright	47.500	180	27Gam Boo	3.0400	8000.0	95	14990	No
149	GOM_NL__2PRFIN20050111_075932_000000502033_00407_14990_7782.N1	11-JAN-2005 07:59:32	Bright	50.000	83		2.3780	11000.	100	14990	No
150	GOM_NL__2PRFIN20050111_080134_000000352033_00407_14990_7783.N1	11-JAN-2005 08:01:34	Bright	34.500	59	55Alp Oph	2.0800	8900.0	69	14990	No
151	GOM_NL__2PRFIN20050111_080459_000000842033_00407_14990_7784.N1	11-JAN-2005 08:04:59	Tw_i_and_stray	83.500	111	8Eta Boo	2.6800	6000.0	167	14990	No
152	GOM_NL__2PRFIN20050111_080842_000000382033_00407_14990_7785.N1	11-JAN-2005 08:08:42	Bright	38.000	98	13Zet Oph	2.5710	30000.	76	14990	No
153	GOM_NL__2PRFIN20050111_081040_000000482033_00407_14990_7786.N1	11-JAN-2005 08:10:40	Tw_i_and_stray	48.000	104	27Bet Lib	2.6140	13100.	96	14990	No
154	GOM_NL__2PRFIN20050111_081309_000000492033_00407_14990_7787.N1	11-JAN-2005 08:13:09	Tw_i_and_stray	49.000	16	21Alp Sco	1.0200	3000.0	98	14990	No
155	GOM_NL__2PRFIN20050111_081816_000000392033_00407_14990_7788.N1	11-JAN-2005 08:18:16	Dark	38.500	131	Gam Lup	2.8000	26000.	77	14990	No
156	GOM_NL__2PRFIN20050111_081952_000000952033_00407_14990_7789.N1	11-JAN-2005 08:19:52	Dark	94.500	15	67Alp Vir	0.97600	28000.	189	14990	No
157	GOM_NL__2PRFIN20050111_082411_000000522033_00408_14991_8892.N1	11-JAN-2005 08:24:11	Dark	52.000	4	Alp1Cen	-0.010000	5800.0	104	14991	No
158	GOM_NL__2PRFIN20050111_082732_000000432033_00408_14991_8893.N1	11-JAN-2005 08:27:32	Dark	43.000	20	Bet Cru	1.2530	30000.	86	14991	No
159	GOM_NL__2PRFIN20050111_083146_000000382033_00408_14991_8894.N1	11-JAN-2005 08:31:46	Dark	37.500	124	The Car	2.7640	30000.	75	14991	No
160	GOM_NL__2PRFIN20050111_083317_000000382033_00408_14991_8895.N1	11-JAN-2005 08:33:17	Dark	38.000	29	Bet Car	1.6720	10200.	76	14991	No

161	GOM_NL__2PRFIN20050111_083504_000000402033_00408_14991_8896.N1	11-JAN-2005 08:35:04	Dark	40.000	71	lot Car	2.2460	7700.0	80	14991	No
162	GOM_NL__2PRFIN20050111_083626_000000482033_00408_14991_8897.N1	11-JAN-2005 08:36:26	Dark	48.000	41	Eps Car	1.8600	4100.0	96	14991	No
163	GOM_NL__2PRFIN20050111_084012_000000452033_00408_14991_8898.N1	11-JAN-2005 08:40:12	Dark	44.500	2	Alp Car	-0.73600	7000.0	89	14991	No
164	GOM_NL__2PRFIN20050111_084154_000000452033_00408_14991_8899.N1	11-JAN-2005 08:41:54	Dark	45.000	70	Zet Pup	2.2460	39000.	90	14991	No
165	GOM_NL__2PRFIN20050111_084339_000000542033_00408_14991_8900.N1	11-JAN-2005 08:43:39	Straylight	53.500	117	Pi Pup	2.7060	3800.0	107	14991	No
166	GOM_NL__2PRFIN20050111_084616_000000422033_00408_14991_8901.N1	11-JAN-2005 08:46:16	Straylight	42.000	23	21Eps CMa	1.5020	26000.	84	14991	No
167	GOM_NL__2PRFIN20050111_084742_000000432033_00408_14991_8902.N1	11-JAN-2005 08:47:42	Straylight	42.500	179	24Omi2CMa	3.0320	24000.	85	14991	No
168	GOM_NL__2PRFIN20050111_084959_000000542033_00408_14991_8903.N1	11-JAN-2005 08:49:59	Straylight	53.500	1	9Alp CMa	-1.4400	11000.	107	14991	No
169	GOM_NL__2PRFIN20050111_085312_000000512033_00408_14991_8904.N1	11-JAN-2005 08:53:12	Straylight	51.000	7	19Bet Ori	0.10000	14000.	102	14991	No
170	GOM_NL__2PRFIN20050111_085454_000000432033_00408_14991_8905.N1	11-JAN-2005 08:54:54	Tw_i_and_stray	42.500	30	46Eps Ori	1.6940	30000.	85	14991	No
171	GOM_NL__2PRFIN20050111_085705_000000612033_00408_14991_8906.N1	11-JAN-2005 08:57:05	Tw_i_and_stray	60.500	8	10Alp CMi	0.40000	6500.0	121	14991	No
172	GOM_NL__2PRFIN20050111_085951_000000452033_00408_14991_8907.N1	11-JAN-2005 08:59:51	Tw_i_and_stray	44.500	44	24Gam Gem	1.9280	11000.	89	14991	No
173	GOM_NL__2PRFIN20050111_090133_000000452033_00408_14991_8908.N1	11-JAN-2005 09:01:33	Bright	44.500	151	13Mu Gem	2.8900	3000.0	89	14991	No
174	GOM_NL__2PRFIN20050111_090315_000000392033_00408_14991_8909.N1	11-JAN-2005 09:03:15	Bright	39.000	28	12Bet Tau	1.6500	15200.	78	14991	No
175	GOM_NL__2PRFIN20050111_090445_000000392033_00408_14991_8910.N1	11-JAN-2005 09:04:45	Bright	39.000	114	3lot Aur	2.6930	4600.0	78	14991	No
176	GOM_NL__2PRFIN20050111_090752_000000382033_00408_14991_8911.N1	11-JAN-2005 09:07:52	Bright	38.000	42	34Bet Aur	1.9000	10200.	76	14991	No
177	GOM_NL__2PRFIN20050111_090954_000000362033_00408_14991_8912.N1	11-JAN-2005 09:09:54	Bright	36.000	175	39Del Per	3.0100	19400.	72	14991	No
178	GOM_NL__2PRFIN20050111_092022_000000372033_00408_14991_8913.N1	11-JAN-2005 09:20:22	Bright	36.500	49	1Alp UMi	1.9900	6300.0	73	14991	No
179	GOM_NL__2PRFIN20050111_092158_000000542033_00408_14991_8914.N1	11-JAN-2005 09:21:58	Bright	53.500	82	48Bet UMa	2.3650	10600.	107	14991	No
180	GOM_NL__2PRFIN20050111_092429_000000382033_00408_14991_8915.N1	11-JAN-2005 09:24:29	Bright	38.000	60	7Bet UMi	2.0810	3950.0	76	14991	No
181	GOM_NL__2PRFIN20050111_092715_000000522033_00408_14991_8916.N1	11-JAN-2005 09:27:15	Bright	52.000	32	77Eps UMa	1.7630	11000.	104	14991	No
182	GOM_NL__2PRFIN20050111_093109_000000372033_00408_14991_8917.N1	11-JAN-2005 09:31:09	Bright	37.000	130	23Bet Dra	2.7990	5800.0	74	14991	No
183	GOM_NL__2PRFIN20050111_093410_000000352033_00408_14991_8918.N1	11-JAN-2005 09:34:10	Bright	35.000	5	3Alp Lyr	0.033000	11000.	70	14991	No
184	GOM_NL__2PRFIN20050111_093552_000000492033_00408_14991_8919.N1	11-JAN-2005 09:35:52	Bright	49.000	180	27Gam Boo	3.0400	8000.0	98	14991	No
185	GOM_NL__2PRFIN20050111_094008_000000512033_00408_14991_8920.N1	11-JAN-2005 09:40:08	Bright	50.500	83		2.3780	11000.	101	14991	No
186	GOM_NL__2PRFIN20050111_094210_000000352033_00408_14991_8921.N1	11-JAN-2005 09:42:10	Bright	34.500	59	55Alp Oph	2.0800	8900.0	69	14991	No
187	GOM_NL__2PRFIN20050111_094536_000000822033_00408_14991_8922.N1	11-JAN-2005 09:45:36	Tw_i_and_stray	81.500	111	8Eta Boo	2.6800	6000.0	163	14991	No
188	GOM_NL__2PRFIN20050111_094919_000000392033_00408_14991_8923.N1	11-JAN-2005 09:49:19	Bright	38.500	98	13Zet Oph	2.5710	30000.	77	14991	No
189	GOM_NL__2PRFIN20050111_095117_000000492033_00408_14991_8924.N1	11-JAN-2005 09:51:17	Tw_i_and_stray	49.000	104	27Bet Lib	2.6140	13100.	98	14991	No
190	GOM_NL__2PRFIN20050111_095346_000000512033_00408_14991_8925.N1	11-JAN-2005 09:53:46	Tw_i_and_stray	50.500	16	21Alp Sco	1.0200	3000.0	101	14991	No
191	GOM_NL__2PRFIN20050111_095852_000000402033_00408_14991_8926.N1	11-JAN-2005 09:58:52	Dark	40.000	131	Gam Lup	2.8000	26000.	80	14991	No
192	GOM_NL__2PRFIN20050111_100030_000000902033_00408_14991_8927.N1	11-JAN-2005 10:00:30	Dark	89.500	15	67Alp Vir	0.97600	28000.	179	14991	No
193	GOM_NL__2PRFIN20050111_100448_000000532033_00409_14992_8892.N1	11-JAN-2005 10:04:48	Dark	52.500	4	Alp1Cen	-0.010000	5800.0	105	14992	No
194	GOM_NL__2PRFIN20050111_100808_000000422033_00409_14992_8893.N1	11-JAN-2005 10:08:08	Dark	42.000	20	Bet Cru	1.2530	30000.	84	14992	No
195	GOM_NL__2PRFIN20050111_101222_000000392033_00409_14992_8894.N1	11-JAN-2005 10:12:22	Dark	39.000	124	The Car	2.7640	30000.	78	14992	No
196	GOM_NL__2PRFIN20050111_101354_000000382033_00409_14992_8895.N1	11-JAN-2005 10:13:54	Dark	38.000	29	Bet Car	1.6720	10200.	76	14992	No
197	GOM_NL__2PRFIN20050111_101541_000000412033_00409_14992_8896.N1	11-JAN-2005 10:15:41	Dark	41.000	71	lot Car	2.2460	7700.0	82	14992	No
198	GOM_NL__2PRFIN20050111_101702_000000502033_00409_14992_8897.N1	11-JAN-2005 10:17:02	Dark	50.000	41	Eps Car	1.8600	4100.0	100	14992	No
199	GOM_NL__2PRFIN20050111_102048_000000492033_00409_14992_8898.N1	11-JAN-2005 10:20:48	Dark	48.500	2	Alp Car	-0.73600	7000.0	97	14992	No
200	GOM_NL__2PRFIN20050111_102230_000000432033_00409_14992_8899.N1	11-JAN-2005 10:22:30	Dark	43.000	70	Zet Pup	2.2460	39000.	86	14992	No
201	GOM_NL__2PRFIN20050111_102415_000000462033_00409_14992_8900.N1	11-JAN-2005 10:24:15	Straylight	46.000	117	Pi Pup	2.7060	3800.0	92	14992	No
202	GOM_NL__2PRFIN20050111_102652_000000422033_00409_14992_8901.N1	11-JAN-2005 10:26:52	Straylight	42.000	23	21Eps CMa	1.5020	26000.	84	14992	No
203	GOM_NL__2PRFIN20050111_102818_000000432033_00409_14992_8902.N1	11-JAN-2005 10:28:18	Straylight	42.500	179	24Omi2CMa	3.0320	24000.	85	14992	No
204	GOM_NL__2PRFIN20050111_103035_000000542033_00409_14992_8903.N1	11-JAN-2005 10:30:35	Straylight	54.000	1	9Alp CMa	-1.4400	11000.	108	14992	No
205	GOM_NL__2PRFIN20050111_103348_000000452033_00409_14992_8904.N1	11-JAN-2005 10:33:48	Straylight	45.000	7	19Bet Ori	0.10000	14000.	90	14992	No
206	GOM_NL__2PRFIN20050111_103531_000000412033_00409_14992_8905.N1	11-JAN-2005 10:35:31	Tw_i_and_stray	40.500	30	46Eps Ori	1.6940	30000.	81	14992	No
207	GOM_NL__2PRFIN20050111_103741_000000632033_00409_14992_8906.N1	11-JAN-2005 10:37:41	Tw_i_and_stray	63.000	8	10Alp CMi	0.40000	6500.0	126	14992	No
208	GOM_NL__2PRFIN20050111_104027_000000482033_00409_14992_8907.N1	11-JAN-2005 10:40:27	Tw_i_and_stray	48.000	44	24Gam Gem	1.9280	11000.	96	14992	No
209	GOM_NL__2PRFIN20050111_104208_000000542033_00409_14992_8908.N1	11-JAN-2005 10:42:08	Bright	54.000	151	13Mu Gem	2.8900	3000.0	108	14992	No
210	GOM_NL__2PRFIN20050111_104351_000000402033_00409_14992_8909.N1	11-JAN-2005 10:43:51	Bright	39.500	28	12Bet Tau	1.6500	15200.	79	14992	No
211	GOM_NL__2PRFIN20050111_104521_000000402033_00409_14992_8910.N1	11-JAN-2005 10:45:21	Bright	39.500	114	3lot Aur	2.6930	4600.0	79	14992	No
212	GOM_NL__2PRFIN20050111_104828_000000392033_00409_14992_8911.N1	11-JAN-2005 10:48:28	Bright	39.000	42	34Bet Aur	1.9000	10200.	78	14992	No
213	GOM_NL__2PRFIN20050111_105030_000000372033_00409_14992_8912.N1	11-JAN-2005 10:50:30	Bright	37.000	175	39Del Per	3.0100	19400.	74	14992	No
214	GOM_NL__2PRFIN20050111_110058_000000362033_00409_14992_8913.N1	11-JAN-2005 11:00:58	Bright	35.500	49	1Alp UMi	1.9900	6300.0	71	14992	No
215	GOM_NL__2PRFIN20050111_110505_000000412033_00409_14992_8914.N1	11-JAN-2005 11:05:05	Bright	41.000	60	7Bet UMi	2.0810	3950.0	82	14992	No
216	GOM_NL__2PRFIN20050111_110751_000000502033_00409_14992_8915.N1	11-JAN-2005 11:07:51	Bright	49.500	32	77Eps UMa	1.7630	11000.	99	14992	No
217	GOM_NL__2PRFIN20050111_111145_000000432033_00409_14992_8916.N1	11-JAN-2005 11:11:45	Bright	42.500	130	23Bet Dra	2.7990	5800.0	85	14992	No
218	GOM_NL__2PRFIN20050111_111446_000000362033_00409_14992_8917.N1	11-JAN-2005 11:14:46	Bright	36.000	5	3Alp Lyr	0.033000	11000.	72	14992	No
219	GOM_NL__2PRFIN20050111_111628_000000492033_00409_14992_8918.N1	11-JAN-2005 11:16:28	Bright	49.000	180	27Gam Boo	3.0400	8000.0	98	14992	No

220	GOM_NL__2PRFIN20050111_134930_000000432033_00411_14994_8893.N1	11-JAN-2005 13:49:30	Straylight	43.000	179	24Omi2CMa	3.0320	24000.	86	14994	No
221	GOM_NL__2PRFIN20050111_135147_000000482033_00411_14994_8894.N1	11-JAN-2005 13:51:47	Straylight	47.500	1	9Alp CMa	-1.4400	11000.	95	14994	No
222	GOM_NL__2PRFIN20050111_135500_000000452033_00411_14994_8895.N1	11-JAN-2005 13:55:00	Straylight	44.500	7	19Bet Ori	0.10000	14000.	89	14994	No
223	GOM_NL__2PRFIN20050111_135642_000000432033_00411_14994_8896.N1	11-JAN-2005 13:56:42	Twi_and_stray	42.500	30	46Eps Ori	1.6940	30000.	85	14994	No
224	GOM_NL__2PRFIN20050111_135852_000000592033_00411_14994_8897.N1	11-JAN-2005 13:58:52	Twi_and_stray	59.000	8	10Alp CMi	0.40000	6500.0	118	14994	No
225	GOM_NL__2PRFIN20050111_140138_000000442033_00411_14994_8898.N1	11-JAN-2005 14:01:38	Twi_and_stray	43.500	44	24Gam Gem	1.9280	11000.	87	14994	No
226	GOM_NL__2PRFIN20050111_140320_000000452033_00411_14994_8899.N1	11-JAN-2005 14:03:20	Bright	45.000	151	13Mu Gem	2.8900	3000.0	90	14994	No
227	GOM_NL__2PRFIN20050111_140503_000000402033_00411_14994_8900.N1	11-JAN-2005 14:05:03	Bright	39.500	28	12Bet Tau	1.6500	15200.	79	14994	No
228	GOM_NL__2PRFIN20050111_140633_000000402033_00411_14994_8901.N1	11-JAN-2005 14:06:33	Bright	39.500	114	3lot Aur	2.6930	4600.0	79	14994	No
229	GOM_NL__2PRFIN20050111_140940_000000392033_00411_14994_8902.N1	11-JAN-2005 14:09:40	Bright	39.000	42	34Bet Aur	1.9000	10200.	78	14994	No
230	GOM_NL__2PRFIN20050111_141143_000000362033_00411_14994_8903.N1	11-JAN-2005 14:11:43	Bright	35.500	175	39Del Per	3.0100	19400.	71	14994	No
231	GOM_NL__2PRFIN20050111_142210_000000362033_00411_14994_8904.N1	11-JAN-2005 14:22:10	Bright	36.000	49	1Alp UMi	1.9900	6300.0	72	14994	No
232	GOM_NL__2PRFIN20050111_142617_000000402033_00411_14994_8905.N1	11-JAN-2005 14:26:17	Bright	39.500	60	7Bet UMi	2.0810	3950.0	79	14994	No
233	GOM_NL__2PRFIN20050111_142901_000000522033_00411_14994_8906.N1	11-JAN-2005 14:29:01	Bright	51.500	32	77Eps UMa	1.7630	11000.	103	14994	No
234	GOM_NL__2PRFIN20050111_143257_000000362033_00411_14994_8907.N1	11-JAN-2005 14:32:57	Bright	36.000	130	23Bet Dra	2.7990	5800.0	72	14994	No
235	GOM_NL__2PRFIN20050111_143558_000000362033_00411_14994_8908.N1	11-JAN-2005 14:35:58	Bright	36.000	5	3Alp Lyr	0.033000	11000.	72	14994	No
236	GOM_NL__2PRFIN20050111_143740_000000542033_00411_14994_8909.N1	11-JAN-2005 14:37:40	Bright	54.000	180	27Gam Boo	3.0400	8000.0	108	14994	No
237	GOM_NL__2PRFIN20050111_144157_000000522033_00411_14994_8910.N1	11-JAN-2005 14:41:57	Bright	52.000	83		2.3780	11000.	104	14994	No
238	GOM_NL__2PRFIN20050111_144358_000000352033_00411_14994_8911.N1	11-JAN-2005 14:43:58	Bright	34.500	59	55Alp Oph	2.0800	8900.0	69	14994	No
239	GOM_NL__2PRFIN20050111_144727_000000862033_00411_14994_8912.N1	11-JAN-2005 14:47:27	Twi_and_stray	86.000	111	8Eta Boo	2.6800	6000.0	172	14994	No
240	GOM_NL__2PRFIN20050111_145107_000000382033_00411_14994_8913.N1	11-JAN-2005 14:51:07	Bright	38.000	98	13Zet Oph	2.5710	30000.	76	14994	No
241	GOM_NL__2PRFIN20050111_145306_000000472033_00411_14994_8914.N1	11-JAN-2005 14:53:06	Twi_and_stray	46.500	104	27Bet Lib	2.6140	13100.	93	14994	No
242	GOM_NL__2PRFIN20050111_145535_000000482033_00411_14994_8915.N1	11-JAN-2005 14:55:35	Twi_and_stray	47.500	16	21Alp Sco	1.0200	3000.0	95	14994	No
243	GOM_NL__2PRFIN20050111_150042_000000412033_00411_14994_8916.N1	11-JAN-2005 15:00:42	Dark	40.500	131	Gam Lup	2.8000	26000.	81	14994	No
244	GOM_NL__2PRFIN20050111_150225_000000912033_00411_14994_8917.N1	11-JAN-2005 15:02:25	Dark	90.500	15	67Alp Vir	0.97600	28000.	181	14994	No
245	GOM_NL__2PRFIN20050111_150636_000000532033_00412_14995_8894.N1	11-JAN-2005 15:06:36	Dark	53.000	4	Alp1Cen	-0.010000	5800.0	106	14995	No
246	GOM_NL__2PRFIN20050111_150958_000000452033_00412_14995_8895.N1	11-JAN-2005 15:09:58	Dark	45.000	20	Bet Cru	1.2530	30000.	90	14995	No
247	GOM_NL__2PRFIN20050111_151411_000000392033_00412_14995_8896.N1	11-JAN-2005 15:14:11	Dark	38.500	124	The Car	2.7640	30000.	77	14995	No
248	GOM_NL__2PRFIN20050111_151542_000000382033_00412_14995_8897.N1	11-JAN-2005 15:15:42	Dark	38.000	29	Bet Car	1.6720	10200.	76	14995	No
249	GOM_NL__2PRFIN20050111_151730_000000422033_00412_14995_8898.N1	11-JAN-2005 15:17:30	Dark	42.000	71	lot Car	2.2460	7700.0	84	14995	No
250	GOM_NL__2PRFIN20050111_151851_000000452033_00412_14995_8899.N1	11-JAN-2005 15:18:51	Dark	44.500	41	Eps Car	1.8600	4100.0	89	14995	No
251	GOM_NL__2PRFIN20050111_152236_000000472033_00412_14995_8900.N1	11-JAN-2005 15:22:36	Dark	46.500	2	Alp Car	-0.73600	7000.0	93	14995	No
252	GOM_NL__2PRFIN20050111_152419_000000452033_00412_14995_8901.N1	11-JAN-2005 15:24:19	Dark	44.500	70	Zet Pup	2.2460	39000.	89	14995	No
253	GOM_NL__2PRFIN20050111_152604_000000452033_00412_14995_8902.N1	11-JAN-2005 15:26:04	Straylight	45.000	117	Pi Pup	2.7060	3800.0	90	14995	No
254	GOM_NL__2PRFIN20050111_152840_000000452033_00412_14995_8903.N1	11-JAN-2005 15:28:40	Straylight	44.500	23	21Eps CMa	1.5020	26000.	89	14995	No
255	GOM_NL__2PRFIN20050111_153006_000000412033_00412_14995_8904.N1	11-JAN-2005 15:30:06	Straylight	40.500	179	24Omi2CMa	3.0320	24000.	81	14995	No
256	GOM_NL__2PRFIN20050111_153223_000000522033_00412_14995_8905.N1	11-JAN-2005 15:32:23	Straylight	52.000	1	9Alp CMa	-1.4400	11000.	104	14995	No
257	GOM_NL__2PRFIN20050111_153536_000000522033_00412_14995_8906.N1	11-JAN-2005 15:35:36	Straylight	51.500	7	19Bet Ori	0.10000	14000.	103	14995	No
258	GOM_NL__2PRFIN20050111_153719_000000432033_00412_14995_8907.N1	11-JAN-2005 15:37:19	Twi_and_stray	42.500	30	46Eps Ori	1.6940	30000.	85	14995	No
259	GOM_NL__2PRFIN20050111_153935_000000482033_00412_14995_8908.N1	11-JAN-2005 15:39:35	Twi_and_stray	47.500	14	58Alp Ori	0.87000	3000.0	95	14995	No
260	GOM_NL__2PRFIN20050111_154212_000000492033_00412_14995_8909.N1	11-JAN-2005 15:42:12	Twi_and_stray	48.500	44	24Gam Gem	1.9280	11000.	97	14995	No
261	GOM_NL__2PRFIN20050111_154355_000000472033_00412_14995_8910.N1	11-JAN-2005 15:43:55	Bright	47.000	151	13Mu Gem	2.8900	3000.0	94	14995	No
262	GOM_NL__2PRFIN20050111_154538_000000402033_00412_14995_8911.N1	11-JAN-2005 15:45:38	Bright	39.500	28	12Bet Tau	1.6500	15200.	79	14995	No
263	GOM_NL__2PRFIN20050111_154709_000000392033_00412_14995_8912.N1	11-JAN-2005 15:47:09	Bright	39.000	114	3lot Aur	2.6930	4600.0	78	14995	No
264	GOM_NL__2PRFIN20050111_155015_000000372033_00412_14995_8913.N1	11-JAN-2005 15:50:15	Bright	37.000	42	34Bet Aur	1.9000	10200.	74	14995	No
265	GOM_NL__2PRFIN20050111_155219_000000392033_00412_14995_8914.N1	11-JAN-2005 15:52:19	Bright	38.500	175	39Del Per	3.0100	19400.	77	14995	No
266	GOM_NL__2PRFIN20050111_160246_000000372033_00412_14995_8915.N1	11-JAN-2005 16:02:46	Bright	36.500	49	1Alp UMi	1.9900	6300.0	73	14995	No
267	GOM_NL__2PRFIN20050111_160419_000000532033_00412_14995_8916.N1	11-JAN-2005 16:04:19	Bright	53.000	82	48Bet UMa	2.3650	10600.	106	14995	No
268	GOM_NL__2PRFIN20050111_160653_000000402033_00412_14995_8917.N1	11-JAN-2005 16:06:53	Bright	40.000	60	7Bet UMi	2.0810	3950.0	80	14995	No
269	GOM_NL__2PRFIN20050111_160937_000000512033_00412_14995_8918.N1	11-JAN-2005 16:09:37	Bright	51.000	32	77Eps UMa	1.7630	11000.	102	14995	No
270	GOM_NL__2PRFIN20050111_161333_000000372033_00412_14995_8919.N1	11-JAN-2005 16:13:33	Bright	36.500	130	23Bet Dra	2.7990	5800.0	73	14995	No
271	GOM_NL__2PRFIN20050111_161634_000000352033_00412_14995_8920.N1	11-JAN-2005 16:16:34	Bright	34.500	5	3Alp Lyr	0.033000	11000.	69	14995	No
272	GOM_NL__2PRFIN20050111_161816_000000492033_00412_14995_8921.N1	11-JAN-2005 16:18:16	Bright	49.000	180	27Gam Boo	3.0400	8000.0	98	14995	No
273	GOM_NL__2PRFIN20050111_162233_000000722033_00412_14995_8922.N1	11-JAN-2005 16:22:33	Bright	72.000	83		2.3780	11000.	144	14995	No
274	GOM_NL__2PRFIN20050111_162434_000000352033_00412_14995_8923.N1	11-JAN-2005 16:24:34	Bright	34.500	59	55Alp Oph	2.0800	8900.0	69	14995	No
275	GOM_NL__2PRFIN20050111_162804_000000822033_00412_14995_8924.N1	11-JAN-2005 16:28:04	Twi_and_stray	82.000	111	8Eta Boo	2.6800	6000.0	164	14995	No
276	GOM_NL__2PRFIN20050111_163144_000000352033_00412_14995_8925.N1	11-JAN-2005 16:31:44	Bright	35.000	98	13Zet Oph	2.5710	30000.	70	14995	No
277	GOM_NL__2PRFIN20050111_163343_000000472033_00412_14995_8926.N1	11-JAN-2005 16:33:43	Twi_and_stray	47.000	104	27Bet Lib	2.6140	13100.	94	14995	No
278	GOM_NL__2PRFIN20050111_163611_000000502033_00412_14995_8927.N1	11-JAN-2005 16:36:11	Twi_and_stray	50.000	16	21Alp Sco	1.0200	3000.0	100	14995	No

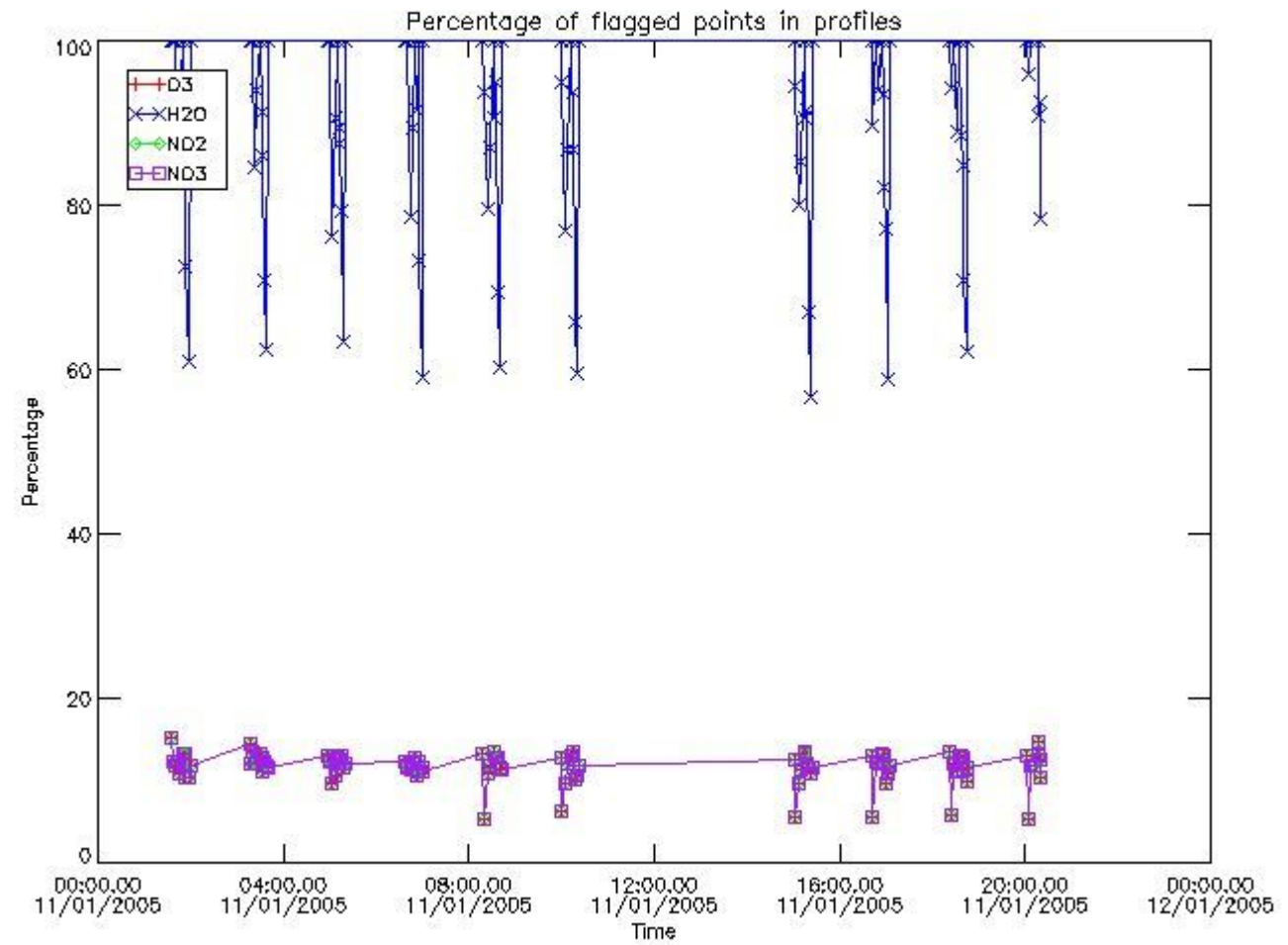
279	GOM_NL__2PRFIN20050111_164118_000000402033_00412_14995_8928.N1	11-JAN-2005 16:41:18	Dark	39.500	131	Gam Lup	2.8000	26000.	79	14995	No
280	GOM_NL__2PRFIN20050111_164304_000000922033_00412_14995_8929.N1	11-JAN-2005 16:43:04	Dark	92.000	15	67Alp Vir	0.97600	28000.	184	14995	No
281	GOM_NL__2PRFIN20050111_164622_000000422033_00413_14996_8894.N1	11-JAN-2005 16:46:22	Dark	41.500	95	Zet Cen	2.5450	26000.	83	14996	No
282	GOM_NL__2PRFIN20050111_165035_000000422033_00413_14996_8895.N1	11-JAN-2005 16:50:35	Dark	42.000	20	Bet Cru	1.2530	30000.	84	14996	No
283	GOM_NL__2PRFIN20050111_165448_000000392033_00413_14996_8896.N1	11-JAN-2005 16:54:48	Dark	38.500	124	The Car	2.7640	30000.	77	14996	No
284	GOM_NL__2PRFIN20050111_165619_000000402033_00413_14996_8897.N1	11-JAN-2005 16:56:19	Dark	39.500	29	Bet Car	1.6720	10200.	79	14996	No
285	GOM_NL__2PRFIN20050111_165807_000000432033_00413_14996_8898.N1	11-JAN-2005 16:58:07	Dark	42.500	71	lot Car	2.2460	7700.0	85	14996	No
286	GOM_NL__2PRFIN20050111_165927_000000532033_00413_14996_8899.N1	11-JAN-2005 16:59:27	Dark	53.000	41	Eps Car	1.8600	4100.0	106	14996	No
287	GOM_NL__2PRFIN20050111_170312_000000472033_00413_14996_8900.N1	11-JAN-2005 17:03:12	Dark	46.500	2	Alp Car	-0.73600	7000.0	93	14996	No
288	GOM_NL__2PRFIN20050111_170455_000000432033_00413_14996_8901.N1	11-JAN-2005 17:04:55	Dark	43.000	70	Zet Pup	2.2460	39000.	86	14996	No
289	GOM_NL__2PRFIN20050111_170640_000000502033_00413_14996_8902.N1	11-JAN-2005 17:06:40	Straylight	49.500	117	Pi Pup	2.7060	3800.0	99	14996	No
290	GOM_NL__2PRFIN20050111_170916_000000452033_00413_14996_8903.N1	11-JAN-2005 17:09:16	Straylight	44.500	23	21Eps CMa	1.5020	26000.	89	14996	No
291	GOM_NL__2PRFIN20050111_171043_000000422033_00413_14996_8904.N1	11-JAN-2005 17:10:43	Straylight	41.500	179	24Omi2CMa	3.0320	24000.	83	14996	No
292	GOM_NL__2PRFIN20050111_171259_000000502033_00413_14996_8905.N1	11-JAN-2005 17:12:59	Straylight	50.000	1	9Alp CMa	-1.4400	11000.	100	14996	No
293	GOM_NL__2PRFIN20050111_171613_000000512033_00413_14996_8906.N1	11-JAN-2005 17:16:13	Straylight	50.500	7	19Bet Ori	0.10000	14000.	101	14996	No
294	GOM_NL__2PRFIN20050111_171755_000000422033_00413_14996_8907.N1	11-JAN-2005 17:17:55	Tw_i_and_stray	42.000	30	46Eps Ori	1.6940	30000.	84	14996	No
295	GOM_NL__2PRFIN20050111_172011_000000512033_00413_14996_8908.N1	11-JAN-2005 17:20:11	Tw_i_and_stray	50.500	14	58Alp Ori	0.87000	3000.0	101	14996	No
296	GOM_NL__2PRFIN20050111_172249_000000482033_00413_14996_8909.N1	11-JAN-2005 17:22:49	Tw_i_and_stray	47.500	44	24Gam Gem	1.9280	11000.	95	14996	No
297	GOM_NL__2PRFIN20050111_172431_000000452033_00413_14996_8910.N1	11-JAN-2005 17:24:31	Bright	45.000	151	13Mu Gem	2.8900	3000.0	90	14996	No
298	GOM_NL__2PRFIN20050111_172615_000000392033_00413_14996_8911.N1	11-JAN-2005 17:26:15	Bright	39.000	28	12Bet Tau	1.6500	15200.	78	14996	No
299	GOM_NL__2PRFIN20050111_172746_000000392033_00413_14996_8912.N1	11-JAN-2005 17:27:46	Bright	38.500	114	3lot Aur	2.6930	4600.0	77	14996	No
300	GOM_NL__2PRFIN20050111_173051_000000382033_00413_14996_8913.N1	11-JAN-2005 17:30:51	Bright	38.000	42	34Bet Aur	1.9000	10200.	76	14996	No
301	GOM_NL__2PRFIN20050111_173256_000000512033_00413_14996_8914.N1	11-JAN-2005 17:32:56	Bright	50.500	175	39Del Per	3.0100	19400.	101	14996	No
302	GOM_NL__2PRFIN20050111_174322_000000392033_00413_14996_8915.N1	11-JAN-2005 17:43:22	Bright	38.500	49	1Alp UMi	1.9900	6300.0	77	14996	No
303	GOM_NL__2PRFIN20050111_174454_000000542033_00413_14996_8916.N1	11-JAN-2005 17:44:54	Bright	54.000	82	48Bet UMa	2.3650	10600.	108	14996	No
304	GOM_NL__2PRFIN20050111_174728_000000402033_00413_14996_8917.N1	11-JAN-2005 17:47:28	Bright	39.500	60	7Bet UMi	2.0810	3950.0	79	14996	No
305	GOM_NL__2PRFIN20050111_175012_000000532033_00413_14996_8918.N1	11-JAN-2005 17:50:12	Bright	52.500	32	77Eps UMa	1.7630	11000.	105	14996	No
306	GOM_NL__2PRFIN20050111_175409_000000342033_00413_14996_8919.N1	11-JAN-2005 17:54:09	Bright	33.500	130	23Bet Dra	2.7990	5800.0	67	14996	No
307	GOM_NL__2PRFIN20050111_175711_000000372033_00413_14996_8920.N1	11-JAN-2005 17:57:11	Bright	36.500	5	3Alp Lyr	0.033000	11000.	73	14996	No
308	GOM_NL__2PRFIN20050111_175852_000000482033_00413_14996_8921.N1	11-JAN-2005 17:58:52	Bright	47.500	180	27Gam Boo	3.0400	8000.0	95	14996	No
309	GOM_NL__2PRFIN20050111_180309_000000722033_00413_14996_8922.N1	11-JAN-2005 18:03:09	Bright	72.000	83		2.3780	11000.	144	14996	No
310	GOM_NL__2PRFIN20050111_180510_000000352033_00413_14996_8923.N1	11-JAN-2005 18:05:10	Bright	35.000	59	55Alp Oph	2.0800	8900.0	70	14996	No
311	GOM_NL__2PRFIN20050111_180841_000000882033_00413_14996_8924.N1	11-JAN-2005 18:08:41	Tw_i_and_stray	88.000	111	8Eta Boo	2.6800	6000.0	176	14996	No
312	GOM_NL__2PRFIN20050111_181220_000000372033_00413_14996_8925.N1	11-JAN-2005 18:12:20	Bright	37.000	98	13Zet Oph	2.5710	30000.	74	14996	No
313	GOM_NL__2PRFIN20050111_181420_000000482033_00413_14996_8926.N1	11-JAN-2005 18:14:20	Tw_i_and_stray	47.500	104	27Bet Lib	2.6140	13100.	95	14996	No
314	GOM_NL__2PRFIN20050111_181647_000000522033_00413_14996_8927.N1	11-JAN-2005 18:16:47	Tw_i_and_stray	52.000	16	21Alp Sco	1.0200	3000.0	104	14996	No
315	GOM_NL__2PRFIN20050111_182155_000000382033_00413_14996_8928.N1	11-JAN-2005 18:21:55	Dark	38.000	131	Gam Lup	2.8000	26000.	76	14996	No
316	GOM_NL__2PRFIN20050111_182342_000000892033_00413_14996_8929.N1	11-JAN-2005 18:23:42	Dark	88.500	15	67Alp Vir	0.97600	28000.	177	14996	No
317	GOM_NL__2PRFIN20050111_182659_000000422033_00414_14997_8894.N1	11-JAN-2005 18:26:59	Dark	42.000	95	Zet Cen	2.5450	26000.	84	14997	No
318	GOM_NL__2PRFIN20050111_183111_000000462033_00414_14997_8895.N1	11-JAN-2005 18:31:11	Dark	45.500	20	Bet Cru	1.2530	30000.	91	14997	No
319	GOM_NL__2PRFIN20050111_183525_000000392033_00414_14997_8896.N1	11-JAN-2005 18:35:25	Dark	39.000	124	The Car	2.7640	30000.	78	14997	No
320	GOM_NL__2PRFIN20050111_183655_000000402033_00414_14997_8897.N1	11-JAN-2005 18:36:55	Dark	39.500	29	Bet Car	1.6720	10200.	79	14997	No
321	GOM_NL__2PRFIN20050111_183843_000000402033_00414_14997_8898.N1	11-JAN-2005 18:38:43	Dark	40.000	71	lot Car	2.2460	7700.0	80	14997	No
322	GOM_NL__2PRFIN20050111_184004_000000452033_00414_14997_8899.N1	11-JAN-2005 18:40:04	Dark	45.000	41	Eps Car	1.8600	4100.0	90	14997	No
323	GOM_NL__2PRFIN20050111_184349_000000522033_00414_14997_8900.N1	11-JAN-2005 18:43:49	Dark	52.000	2	Alp Car	-0.73600	7000.0	104	14997	No
324	GOM_NL__2PRFIN20050111_184532_000000442033_00414_14997_8901.N1	11-JAN-2005 18:45:32	Dark	44.000	70	Zet Pup	2.2460	39000.	88	14997	No
325	GOM_NL__2PRFIN20050111_184716_000000472033_00414_14997_8902.N1	11-JAN-2005 18:47:16	Straylight	46.500	117	Pi Pup	2.7060	3800.0	93	14997	No
326	GOM_NL__2PRFIN20050111_184952_000000462033_00414_14997_8903.N1	11-JAN-2005 18:49:52	Straylight	45.500	23	21Eps CMa	1.5020	26000.	91	14997	No
327	GOM_NL__2PRFIN20050111_185119_000000432033_00414_14997_8904.N1	11-JAN-2005 18:51:19	Straylight	43.000	179	24Omi2CMa	3.0320	24000.	86	14997	No
328	GOM_NL__2PRFIN20050111_185335_000000472033_00414_14997_8905.N1	11-JAN-2005 18:53:35	Straylight	47.000	1	9Alp CMa	-1.4400	11000.	94	14997	No
329	GOM_NL__2PRFIN20050111_185649_000000512033_00414_14997_8906.N1	11-JAN-2005 18:56:49	Straylight	51.000	7	19Bet Ori	0.10000	14000.	102	14997	No
330	GOM_NL__2PRFIN20050111_185831_000000412033_00414_14997_8907.N1	11-JAN-2005 18:58:31	Tw_i_and_stray	41.000	30	46Eps Ori	1.6940	30000.	82	14997	No
331	GOM_NL__2PRFIN20050111_190048_000000482033_00414_14997_8908.N1	11-JAN-2005 19:00:48	Tw_i_and_stray	48.000	14	58Alp Ori	0.87000	3000.0	96	14997	No
332	GOM_NL__2PRFIN20050111_190326_000000462033_00414_14997_8909.N1	11-JAN-2005 19:03:26	Tw_i_and_stray	46.000	44	24Gam Gem	1.9280	11000.	92	14997	No
333	GOM_NL__2PRFIN20050111_190508_000000462033_00414_14997_8910.N1	11-JAN-2005 19:05:08	Bright	46.000	151	13Mu Gem	2.8900	3000.0	92	14997	No
334	GOM_NL__2PRFIN20050111_190652_000000392033_00414_14997_8911.N1	11-JAN-2005 19:06:52	Bright	39.000	28	12Bet Tau	1.6500	15200.	78	14997	No
335	GOM_NL__2PRFIN20050111_190822_000000402033_00414_14997_8912.N1	11-JAN-2005 19:08:22	Bright	40.000	114	3lot Aur	2.6930	4600.0	80	14997	No
336	GOM_NL__2PRFIN20050111_191127_000000382033_00414_14997_8913.N1	11-JAN-2005 19:11:27	Bright	38.000	42	34Bet Aur	1.9000	10200.	76	14997	No
337	GOM_NL__2PRFIN20050111_191333_000000382033_00414_14997_8914.N1	11-JAN-2005 19:13:33	Bright	37.500	175	39Del Per	3.0100	19400.	75	14997	No

338	GOM_NL__2PRFIN20050111_192358_000000372033_00414_14997_8915.N1	11-JAN-2005 19:23:58	Bright	37.000	49	1Alp UMi	1.9900	6300.0	74	14997	No
339	GOM_NL__2PRFIN20050111_192528_000000542033_00414_14997_8916.N1	11-JAN-2005 19:25:28	Bright	53.500	82	48Bet UMa	2.3650	10600.	107	14997	No
340	GOM_NL__2PRFIN20050111_192804_000000402033_00414_14997_8917.N1	11-JAN-2005 19:28:04	Bright	40.000	60	7Bet UMi	2.0810	3950.0	80	14997	No
341	GOM_NL__2PRFIN20050111_193048_000000482033_00414_14997_8918.N1	11-JAN-2005 19:30:48	Bright	47.500	32	77Eps UMa	1.7630	11000.	95	14997	No
342	GOM_NL__2PRFIN20050111_193445_000000362033_00414_14997_8919.N1	11-JAN-2005 19:34:45	Bright	35.500	130	23Bet Dra	2.7990	5800.0	71	14997	No
343	GOM_NL__2PRFIN20050111_193747_000000362033_00414_14997_8920.N1	11-JAN-2005 19:37:47	Bright	35.500	5	3Alp Lyr	0.033000	11000.	71	14997	No
344	GOM_NL__2PRFIN20050111_193928_000000492033_00414_14997_8921.N1	11-JAN-2005 19:39:28	Bright	49.000	180	27Gam Boo	3.0400	8000.0	98	14997	No
345	GOM_NL__2PRFIN20050111_194345_000000542033_00414_14997_8922.N1	11-JAN-2005 19:43:45	Bright	53.500	83		2.3780	11000.	107	14997	No
346	GOM_NL__2PRFIN20050111_194547_000000352033_00414_14997_8923.N1	11-JAN-2005 19:45:47	Bright	35.000	59	55Alp Oph	2.0800	8900.0	70	14997	No
347	GOM_NL__2PRFIN20050111_194918_000000852033_00414_14997_8924.N1	11-JAN-2005 19:49:18	Tw_i_and_stray	84.500	111	8Eta Boo	2.6800	6000.0	169	14997	No
348	GOM_NL__2PRFIN20050111_195257_000000382033_00414_14997_8925.N1	11-JAN-2005 19:52:57	Bright	37.500	98	13Zet Oph	2.5710	30000.	75	14997	No
349	GOM_NL__2PRFIN20050111_195457_000000492033_00414_14997_8926.N1	11-JAN-2005 19:54:57	Tw_i_and_stray	49.000	104	27Bet Lib	2.6140	13100.	98	14997	No
350	GOM_NL__2PRFIN20050111_195724_000000522033_00414_14997_8927.N1	11-JAN-2005 19:57:24	Tw_i_and_stray	52.000	16	21Alp Sco	1.0200	3000.0	104	14997	No
351	GOM_NL__2PRFIN20050111_200231_000000392033_00414_14997_8928.N1	11-JAN-2005 20:02:31	Dark	39.000	131	Gam Lup	2.8000	26000.	78	14997	No
352	GOM_NL__2PRFIN20050111_200420_000000962033_00414_14997_8929.N1	11-JAN-2005 20:04:20	Dark	95.500	15	67Alp Vir	0.97600	28000.	191	14997	No
353	GOM_NL__2PRFIN20050111_200735_000000442033_00415_14998_8894.N1	11-JAN-2005 20:07:35	Dark	43.500	95	Zet Cen	2.5450	26000.	87	14998	No
354	GOM_NL__2PRFIN20050111_201148_000000432033_00415_14998_8895.N1	11-JAN-2005 20:11:48	Dark	43.000	20	Bet Cru	1.2530	30000.	86	14998	No
355	GOM_NL__2PRFIN20050111_201601_000000382033_00415_14998_8896.N1	11-JAN-2005 20:16:01	Dark	38.000	124	The Car	2.7640	30000.	76	14998	No
356	GOM_NL__2PRFIN20050111_201731_000000392033_00415_14998_8897.N1	11-JAN-2005 20:17:31	Dark	39.000	29	Bet Car	1.6720	10200.	78	14998	No
357	GOM_NL__2PRFIN20050111_201920_000000412033_00415_14998_8898.N1	11-JAN-2005 20:19:20	Dark	40.500	71	lot Car	2.2460	7700.0	81	14998	No
358	GOM_NL__2PRFIN20050111_202040_000000492033_00415_14998_8899.N1	11-JAN-2005 20:20:40	Dark	48.500	41	Eps Car	1.8600	4100.0	97	14998	No

3. Quality information per product

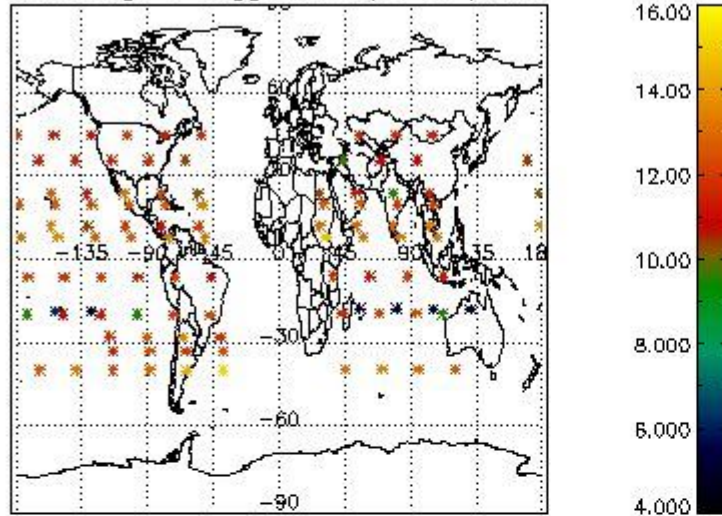
In this section it is plotted some information contained in the Quality Summary data set of the level 2 products. Only products in dark limb conditions and without errors (error flag in the MPH set to "0") are used.

3.1 Plot quality information per product (time dependant)

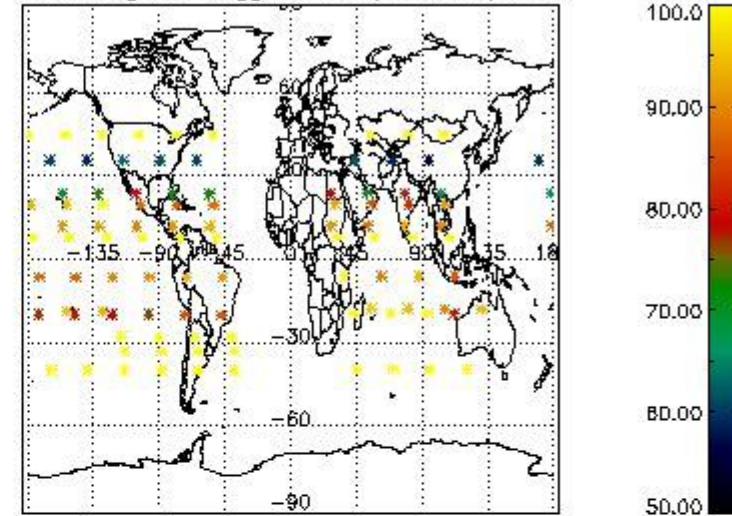


3.2 Plot quality information per product (world map)

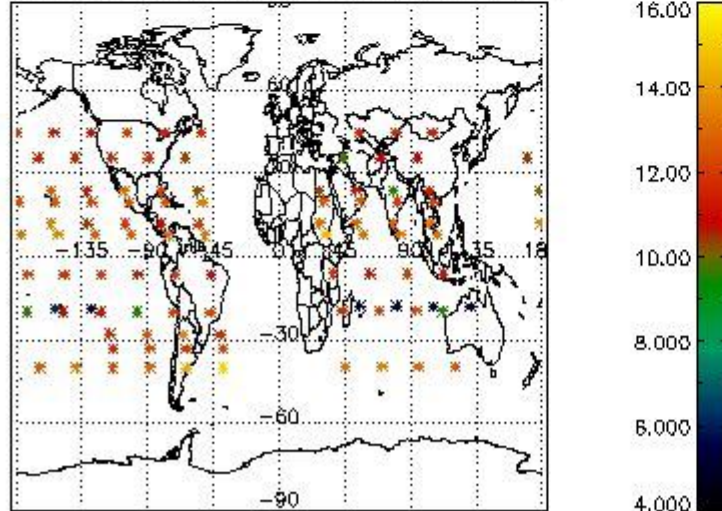
Percentage of flagged data per O3 profile



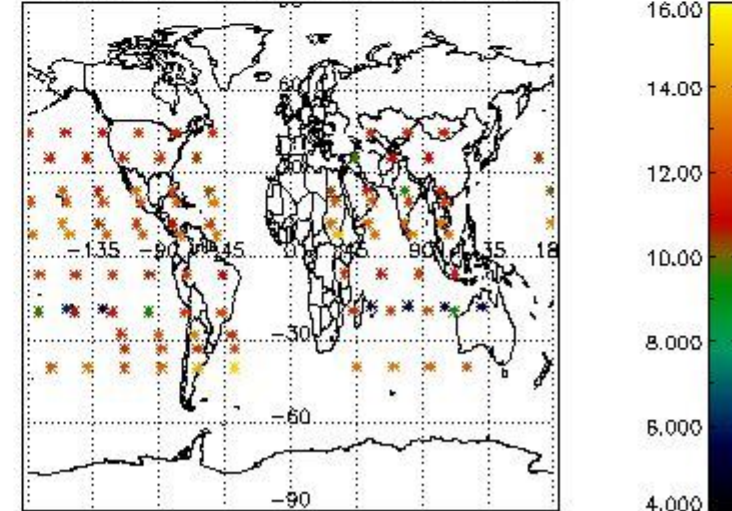
Percentage of flagged data per H2O profile



Percentage of flagged data per NO2 profile



Percentage of flagged data per NO3 profile

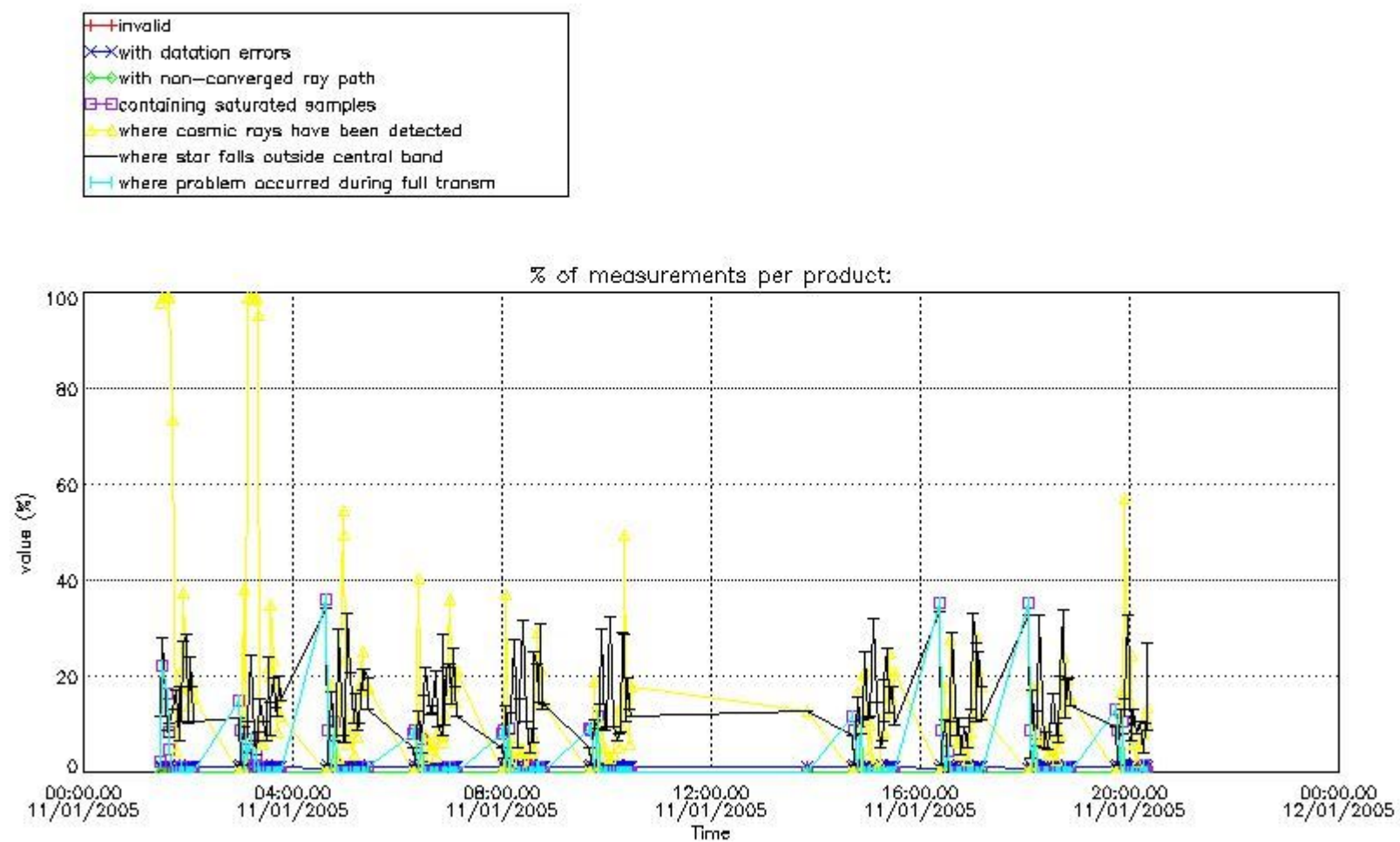


4. Level 1 quality information per product

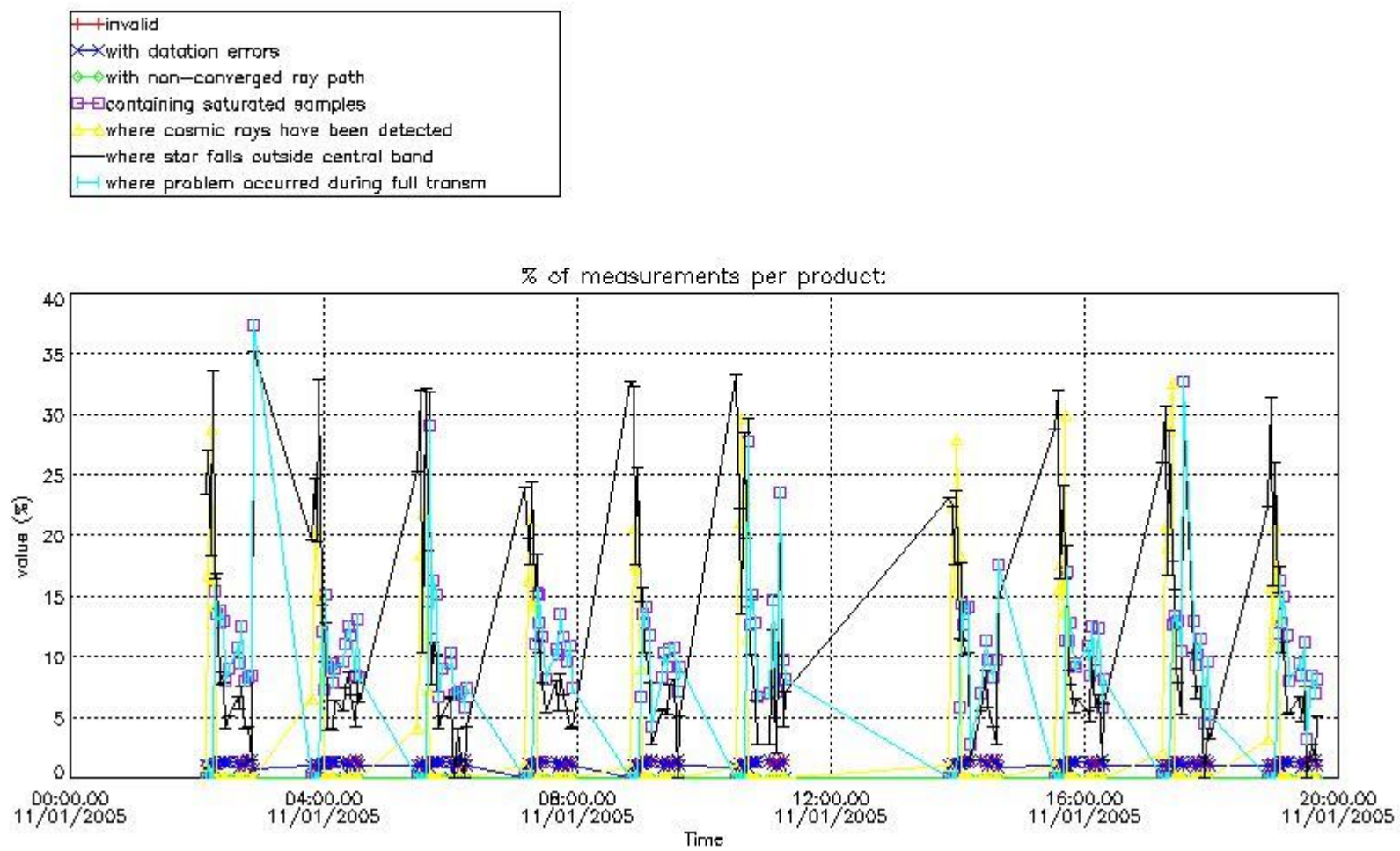
In this section it is plotted some information contained in the Quality Summary data set of the level 2 products that comes from the level 1b processing. Products without errors (error flag in the MPH set to "0") are used.

4.1 Plot quality information per product (time dependant) coming from level 1b processing

4.1.1 Plot level 1 quality information per product (time dependant): ENVISAT ASCENDING passes



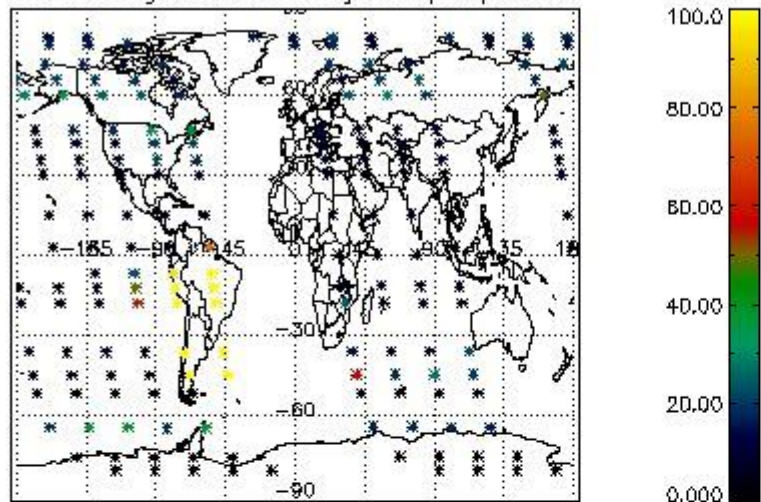
4.1.2 Plot level 1 quality information per product (time dependant): ENVI SAT DESCENDING passes



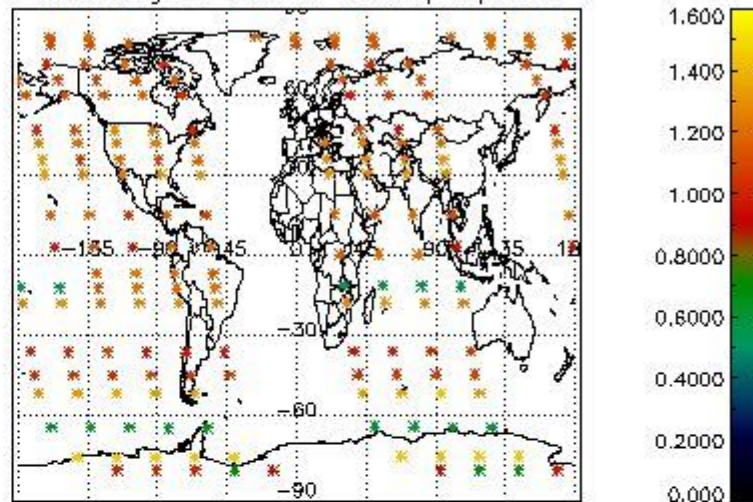
4.2 Plot quality information per product coming from level 1b processing (world map)

4.2.1 Plot level 1 quality information per product (world map): ENVISAT ASCENDING passes

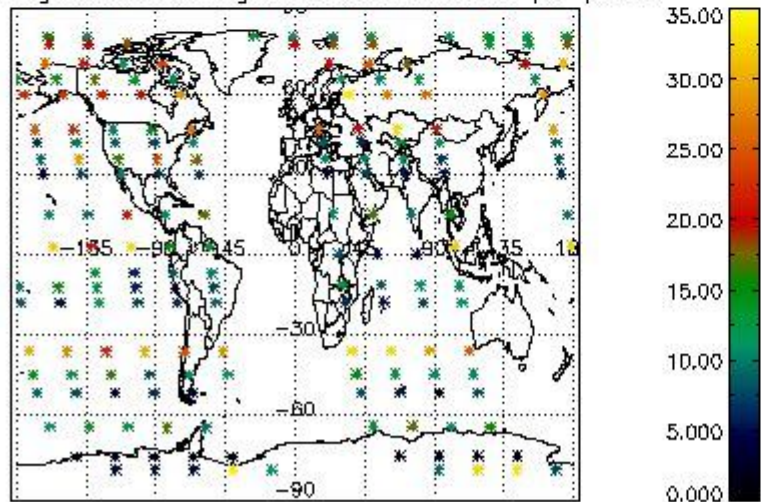
Percentage of cosmic ray hits per profile



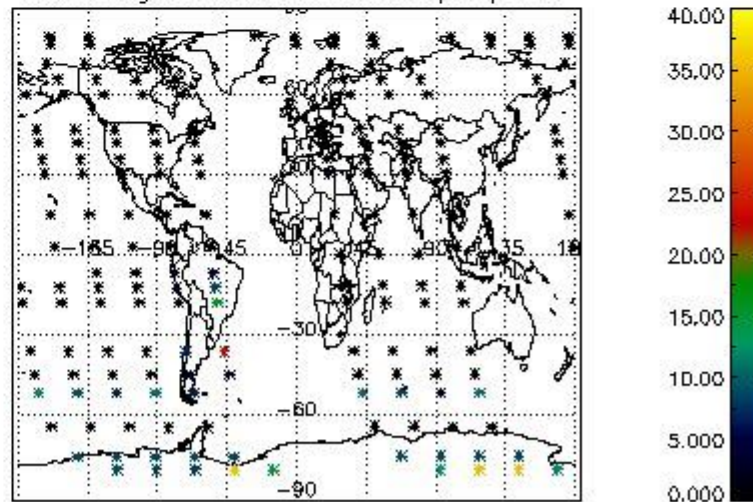
Percentage of datation errors per profile



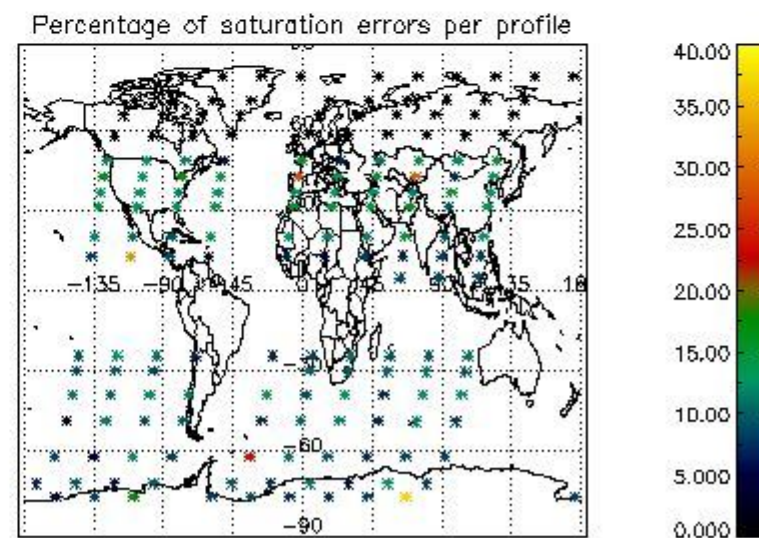
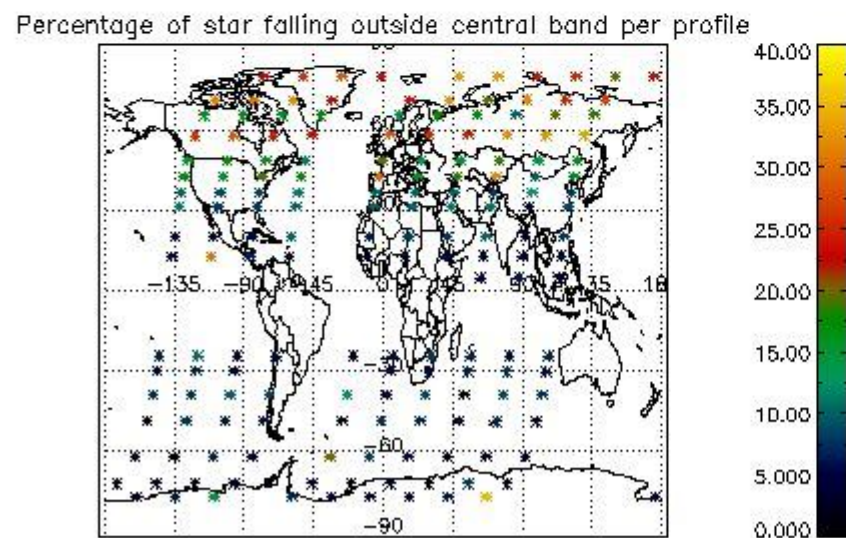
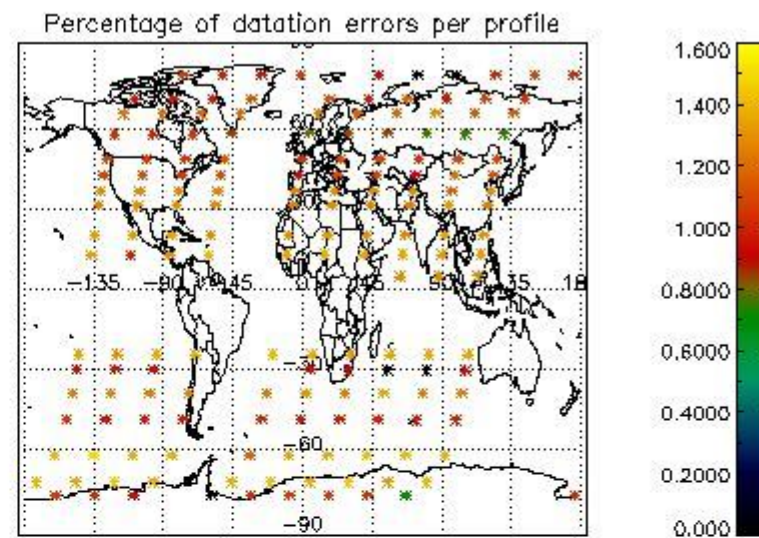
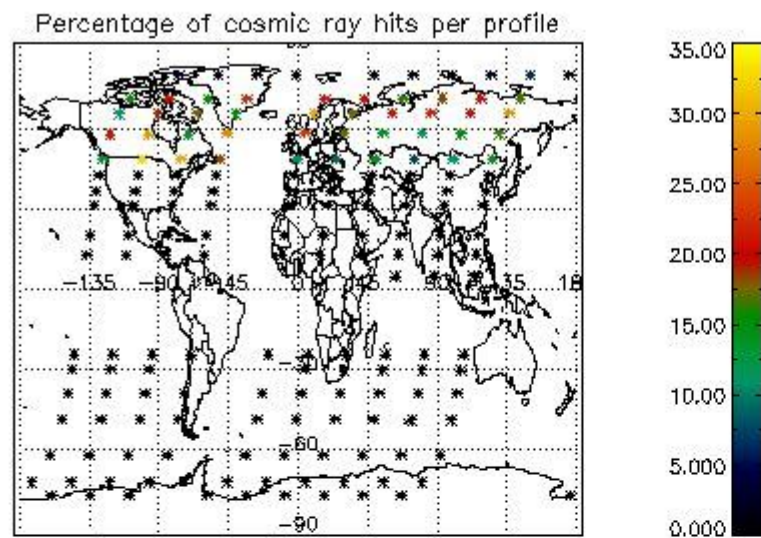
Percentage of star falling outside central band per profile



Percentage of saturation errors per profile



4.2.2 Plot level 1 quality information per product (world map): ENVISAT DESCENDING passes



5. Trace gas profiles

5.1 Ozone statistics based on quality of products

The final quality of the products can be "measured" using the STD (Standard Deviation) attached to every point profile. This information is written to the parameter GOM_NL__2P/NL_LOCAL_SPECIES_DENSITY/o3_std of the level 2 products. The table below shows the statistics for given STD ranges.

The statistics are given with respect to the overall valid production:

- Products without fatal errors: GOM_NL__2P/MPH/PRODUCT_ERR=0
- Valid point profile: GOM_NL__2P/NL_LOCAL_SPECIES_DENSITY/pcd(0)=0

The 'Criteria' is applied to valid points of dark limb products:

- Products in dark limb illumination condition: GOM_NL__2P/NL_SUMMARY_QUALITY/obs_ill_cond=0
- Products without fatal errors: GOM_NL__2P/MPH/PRODUCT_ERR=0
- Valid point profile: GOM_NL__2P/NL_LOCAL_SPECIES_DENSITY/pcd(0)=0

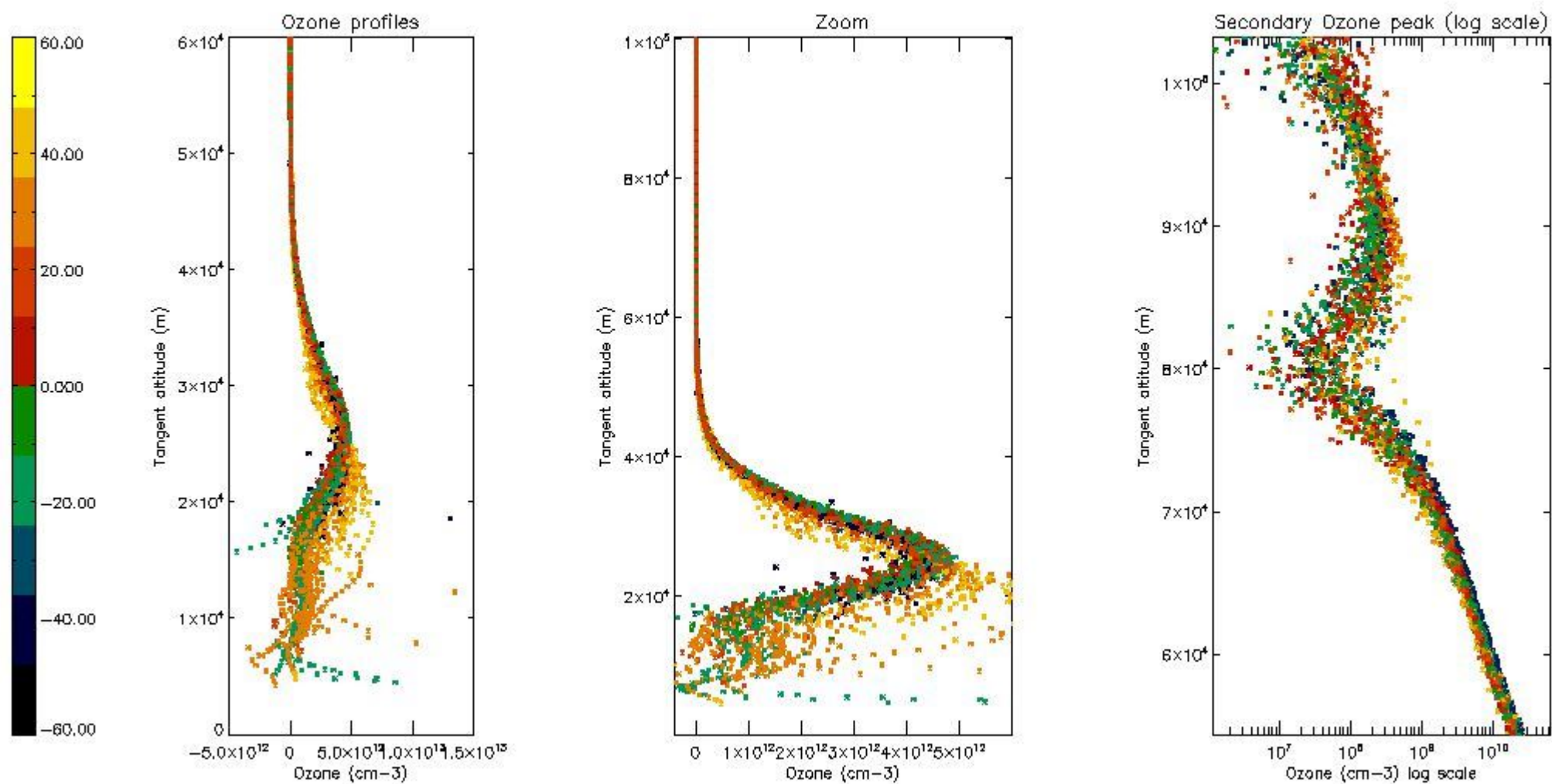
So, the table below shows the percentage of dark limb and valid observations for each criteria with respect to the overall valid daily observations.

Criteria	% of total production
All STD	29
STD < 20	19

STD < 10	16
STD < 5	12

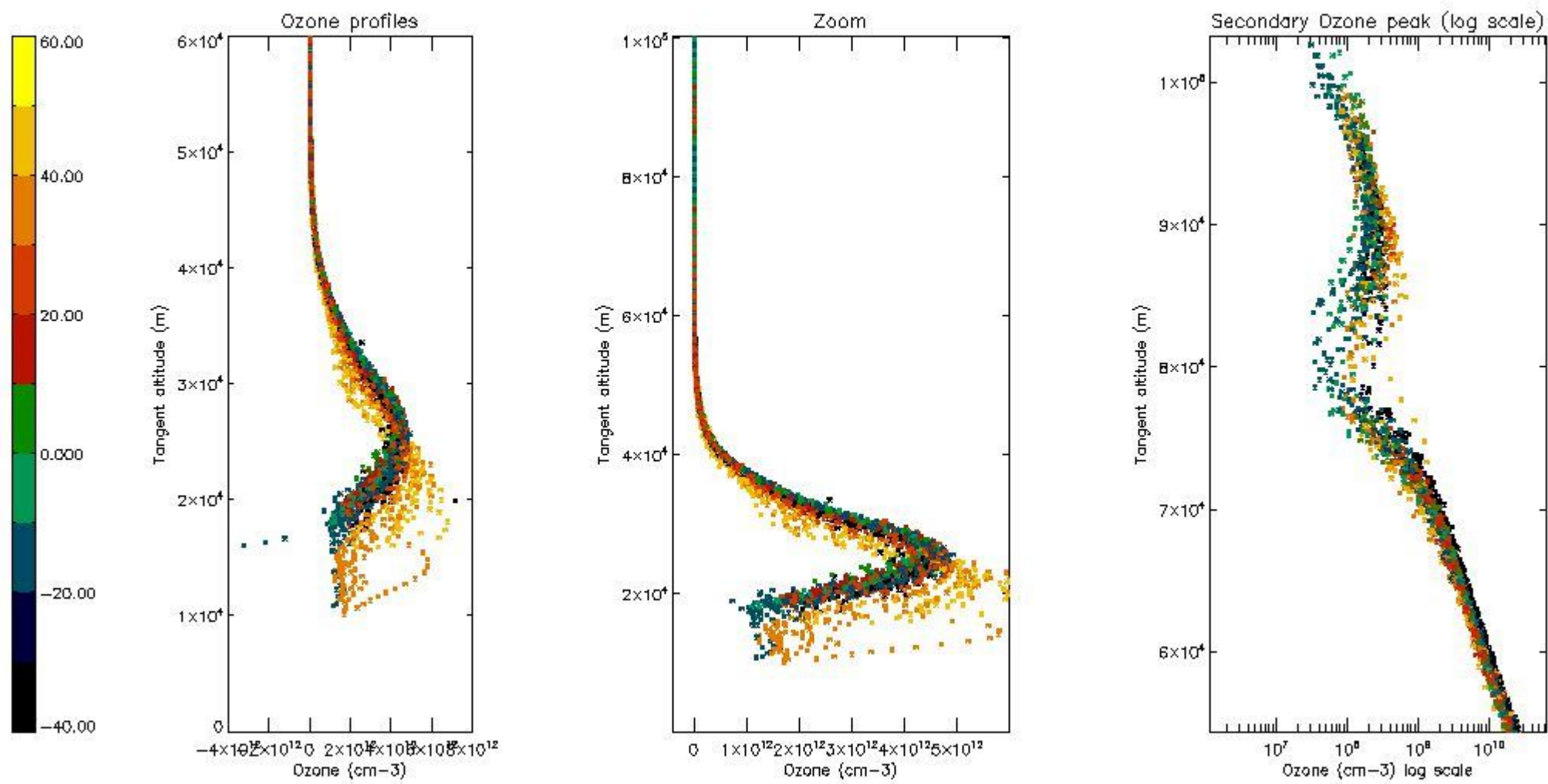
5.2 Plot ozone profiles for all STD (dark without errors)

The colorbar represents the latitude.



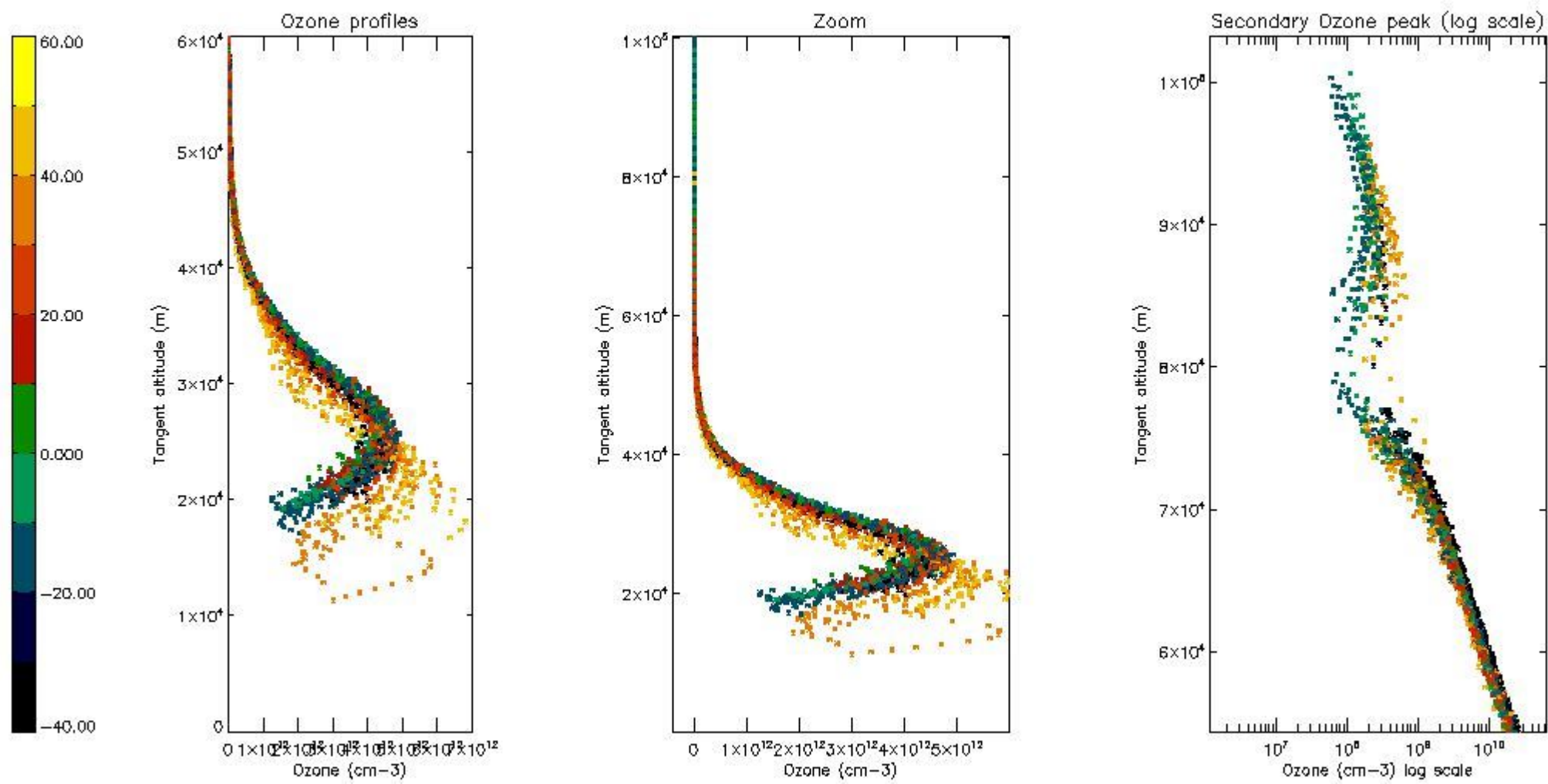
5.3 Plot ozone profiles where STD < 20% (dark without errors)

The colorbar represents the latitude.



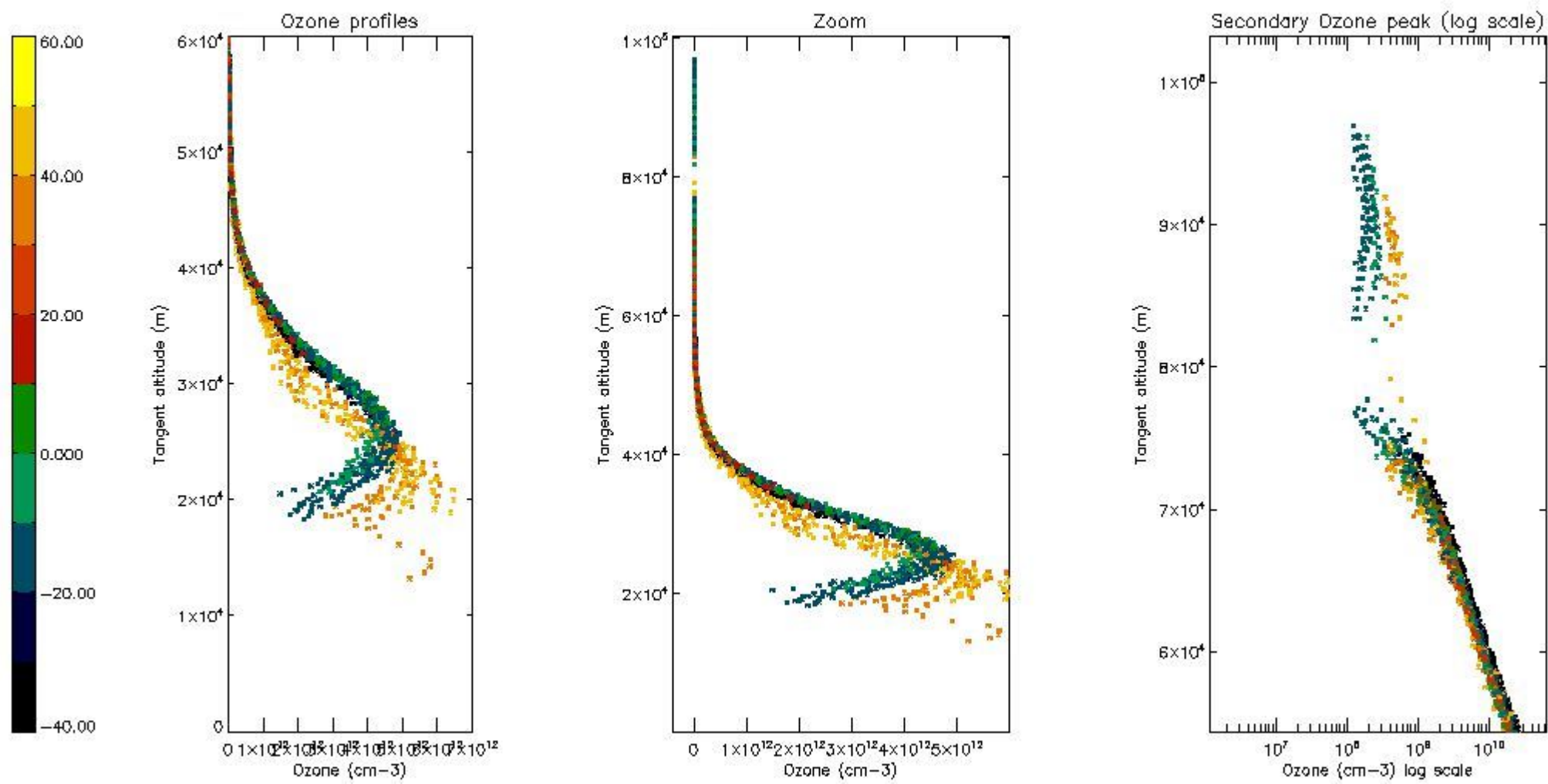
5.4 Plot ozone profiles where STD < 10% (dark without errors)

The colorbar represents the latitude.



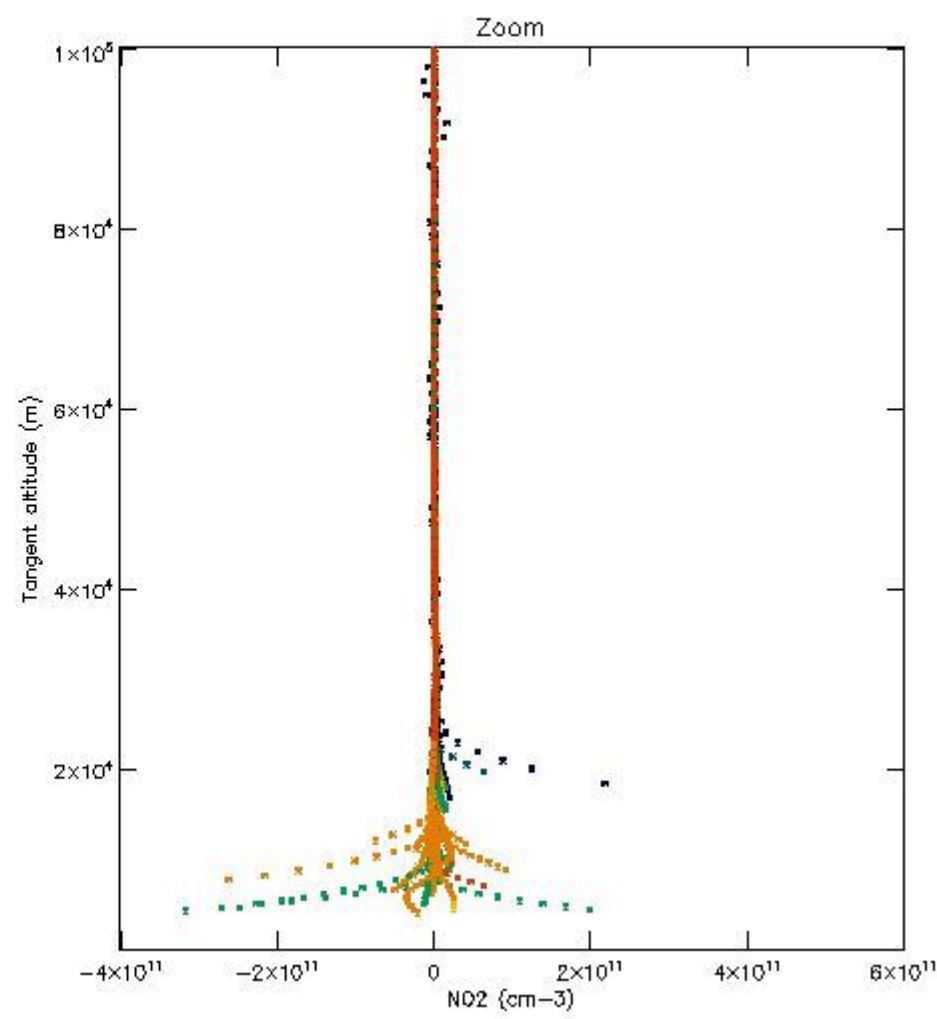
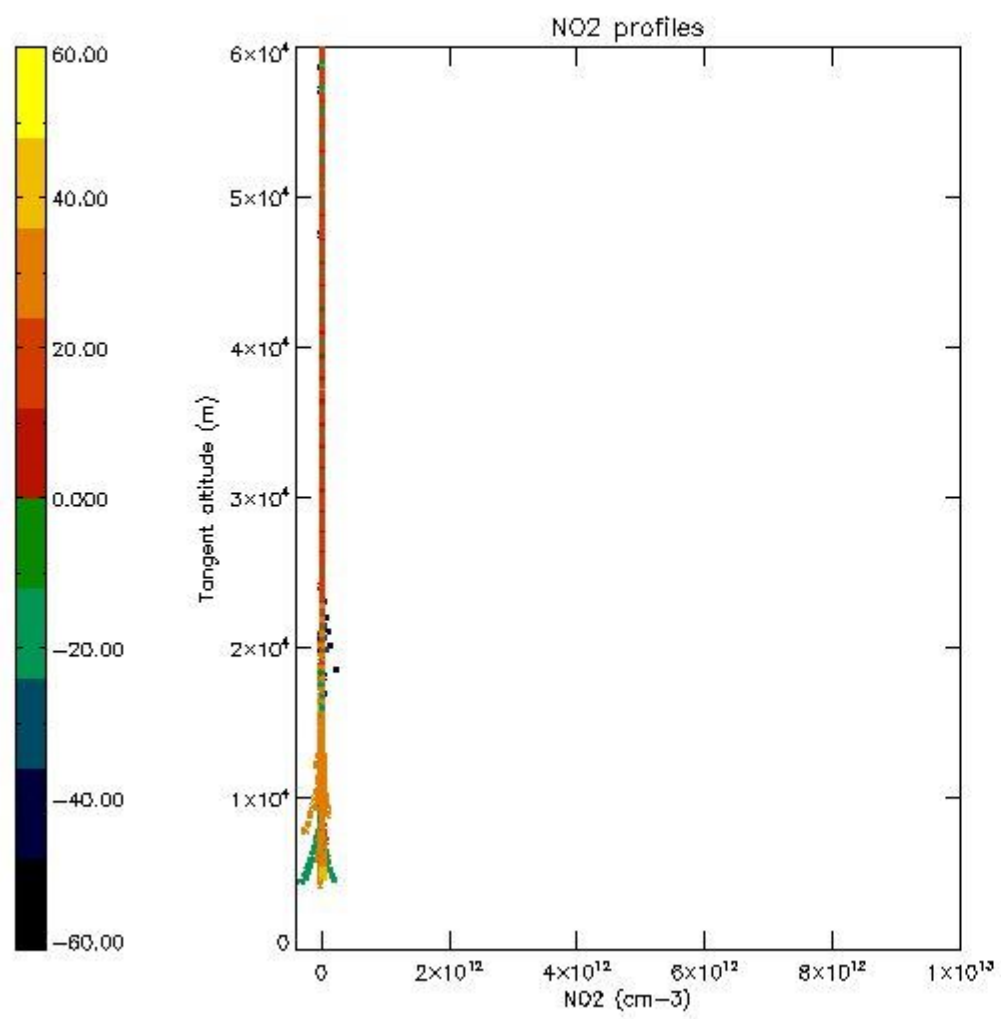
5.5 Plot ozone profiles where STD < 5% (dark without errors)

The colorbar represents the latitude.



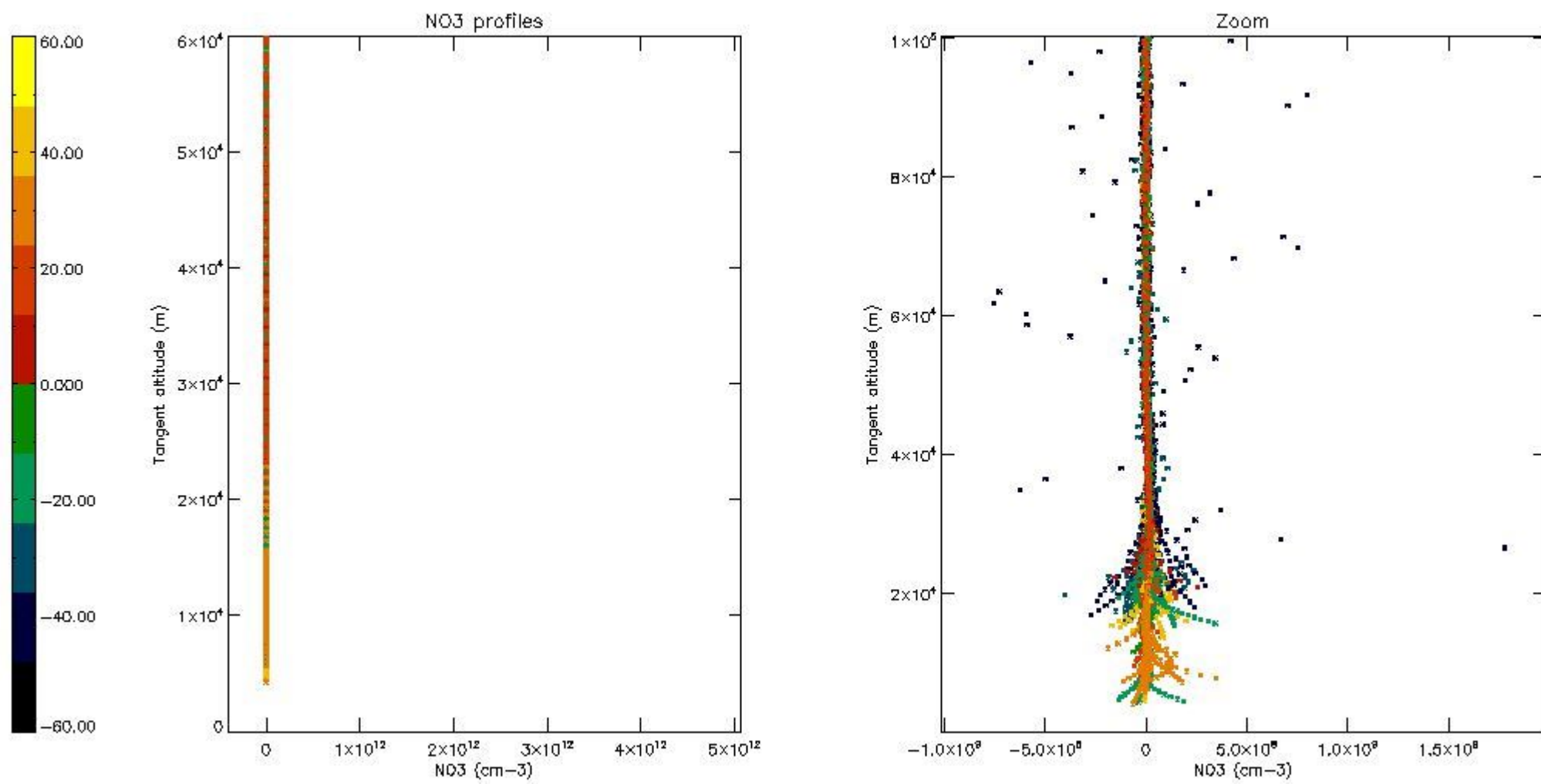
5.6 Plot NO₂ profiles for all STD (dark without errors)

The colorbar represents the latitude.



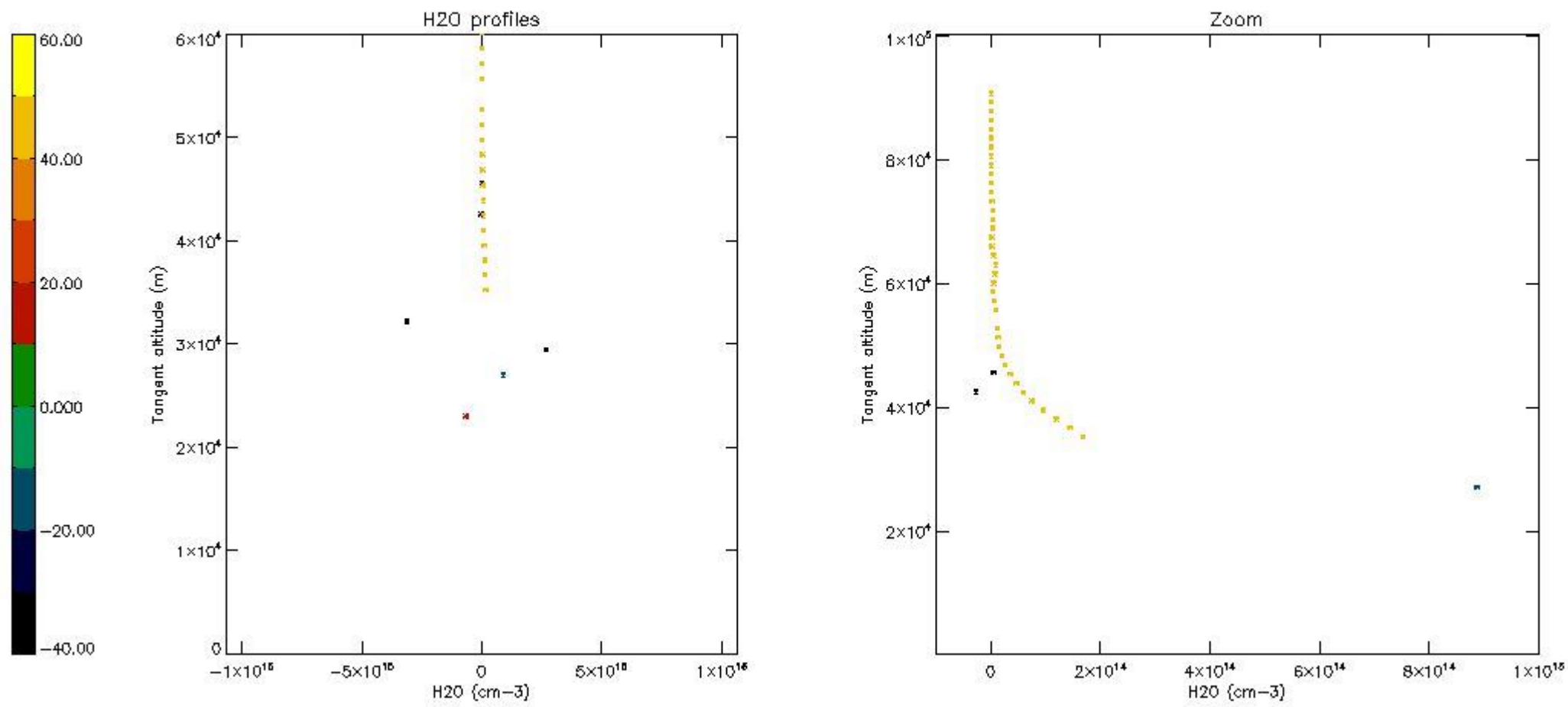
5.7 Plot NO3 profiles for all STD (dark without errors)

The colorbar represents the latitude.



5.8 Plot H₂O profiles for all STD (only for occultations of stars 1,2,3,4,13,14,16,26,63 dark without errors)

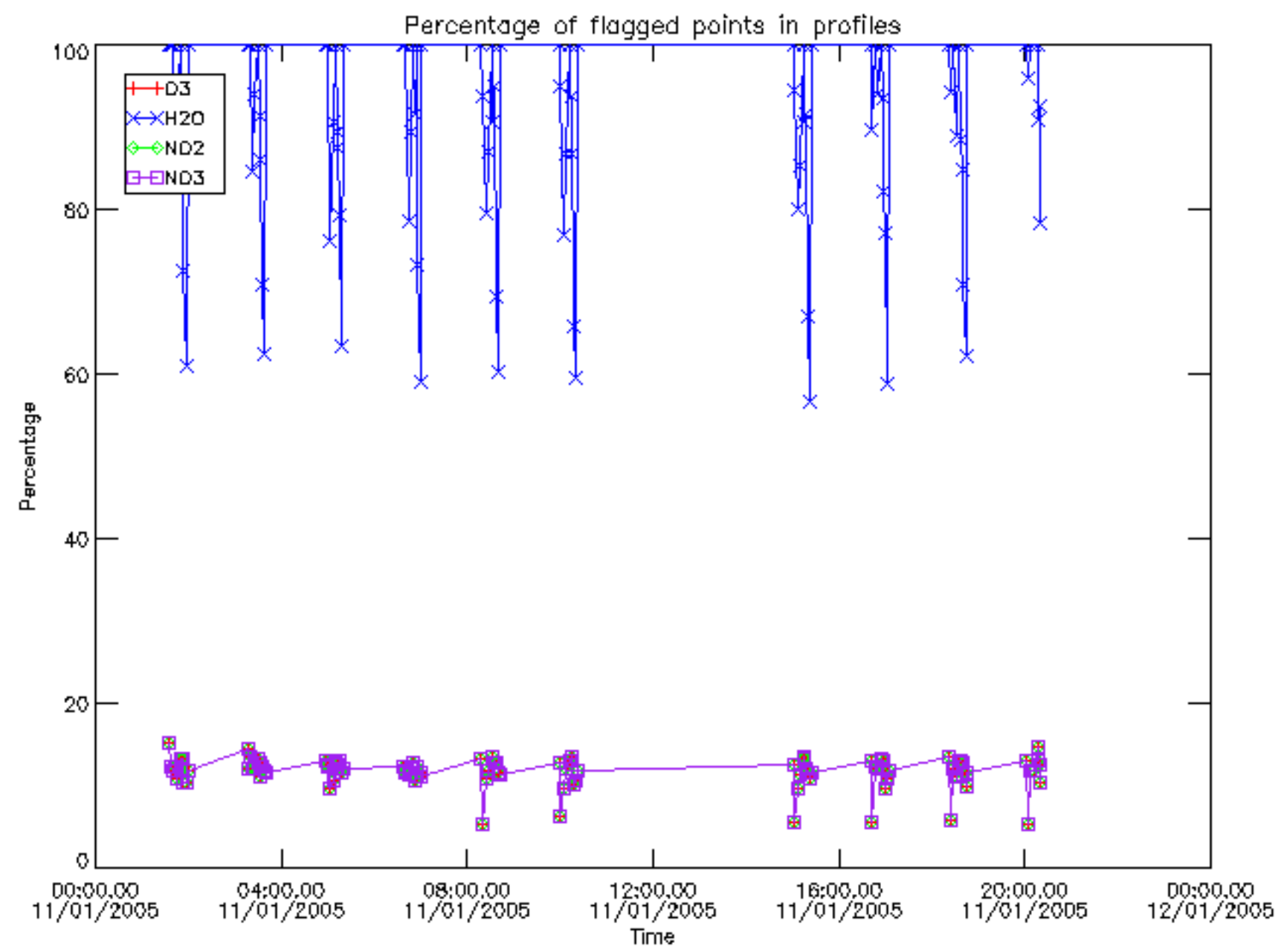
The colorbar represents the latitude.



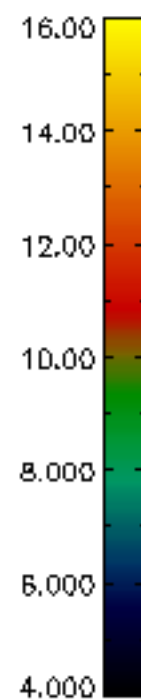
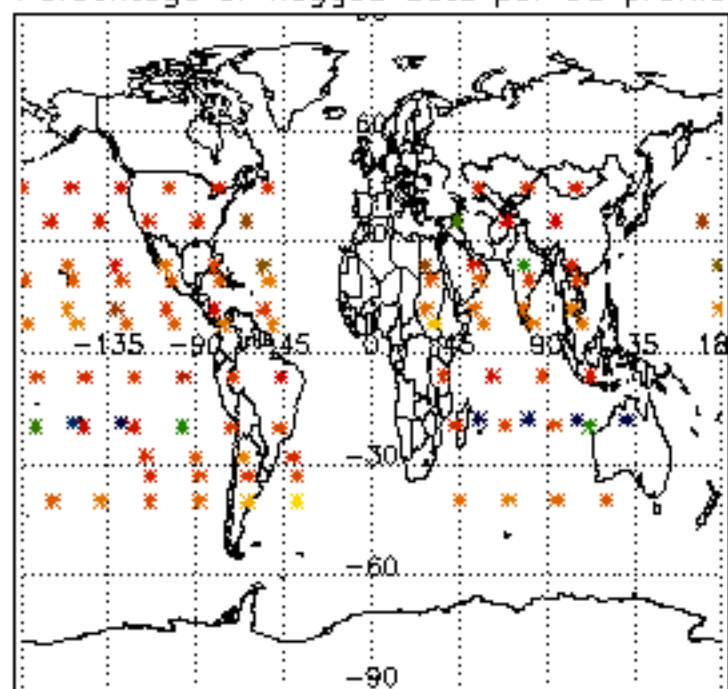
6. Auxiliary Data Files used for the production reported in section 2

The number reported in the third column indicates since which file (see list in section 2) the corresponding auxiliary file has been used. The fourth column is the date of those product files.

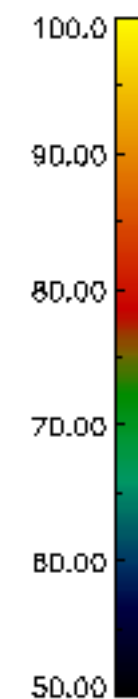
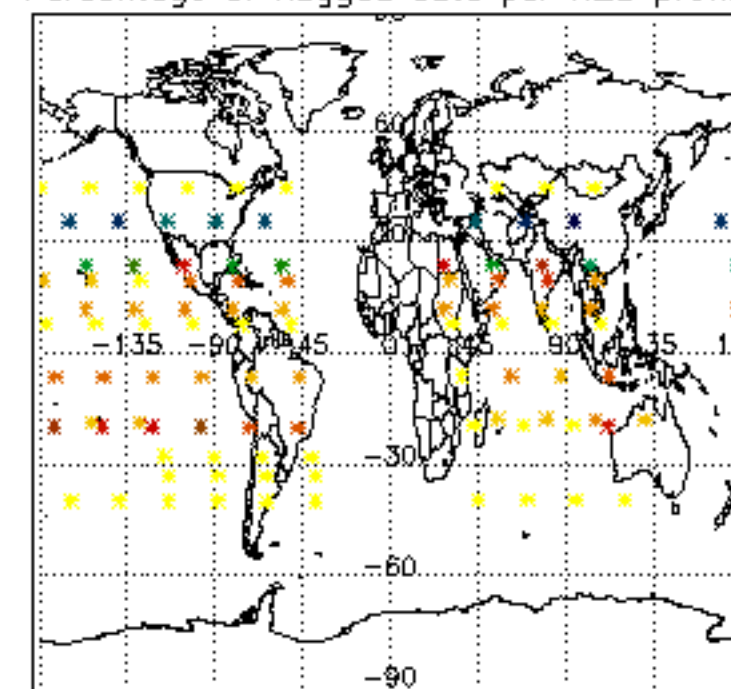
Type	Auxiliary Filename	Used since product	Used since product date
INST_PHYS_CHARACTERISTICS	GOM_INS_AXVIEC20091111_143220_20030716_120000_20500101_000000	1	11-JAN-2005 01:26:17
LEVEL-2_PROC_CONFIG	GOM_PR2_AXVIEC20091111_152718_20020301_000000_20500101_000000	1	11-JAN-2005 01:26:17
CROSS_SECTIONS_FILE	GOM_CRS_AXVIEC20091111_154832_20020301_000000_20500101_000000	1	11-JAN-2005 01:26:17



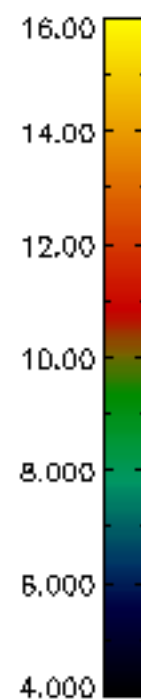
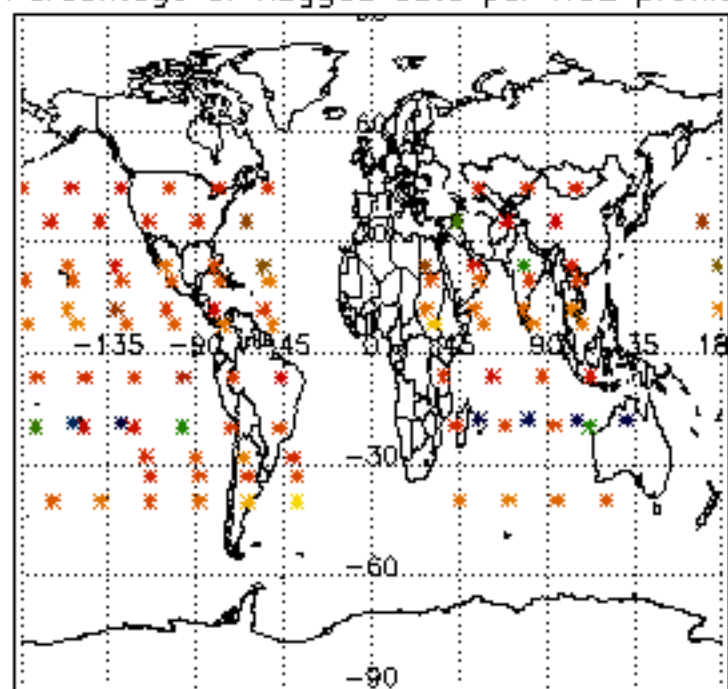
Percentage of flagged data per D3 profile



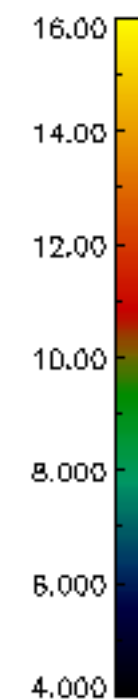
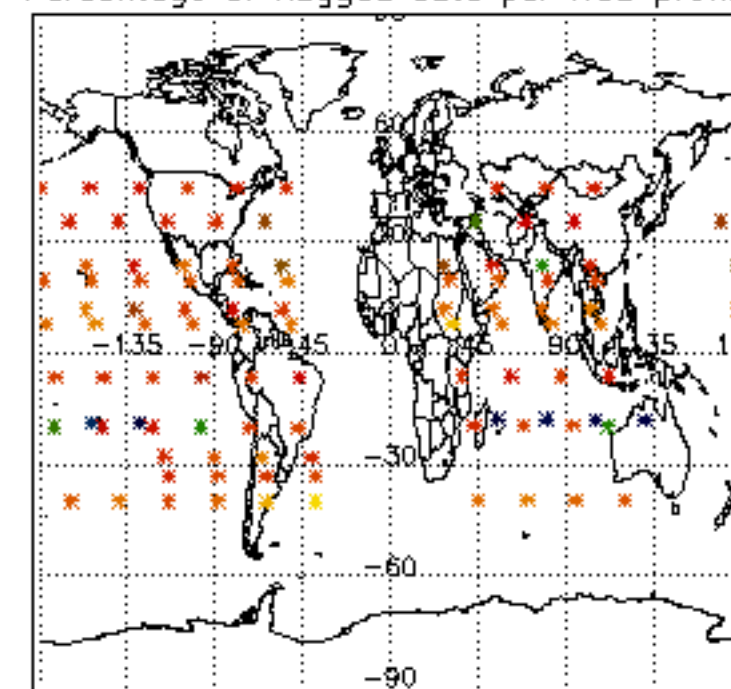
Percentage of flagged data per H2O profile

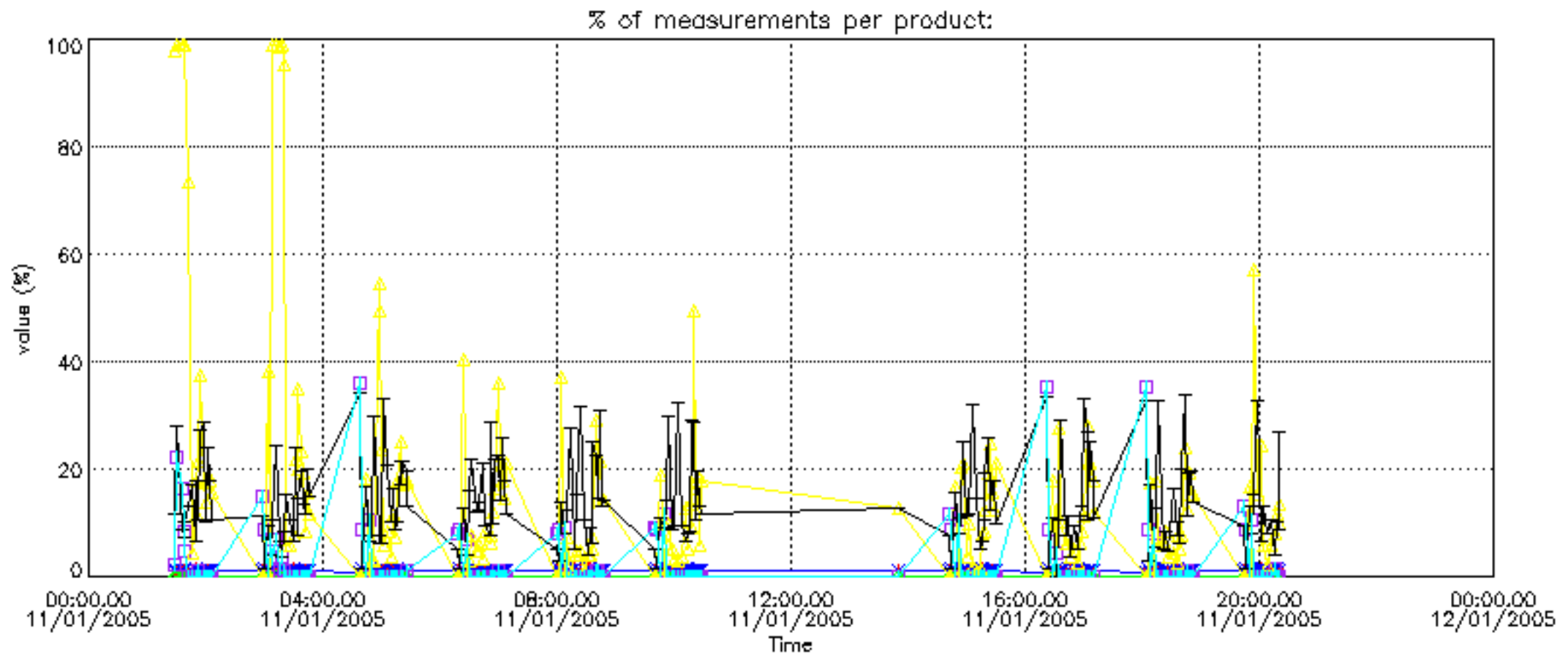


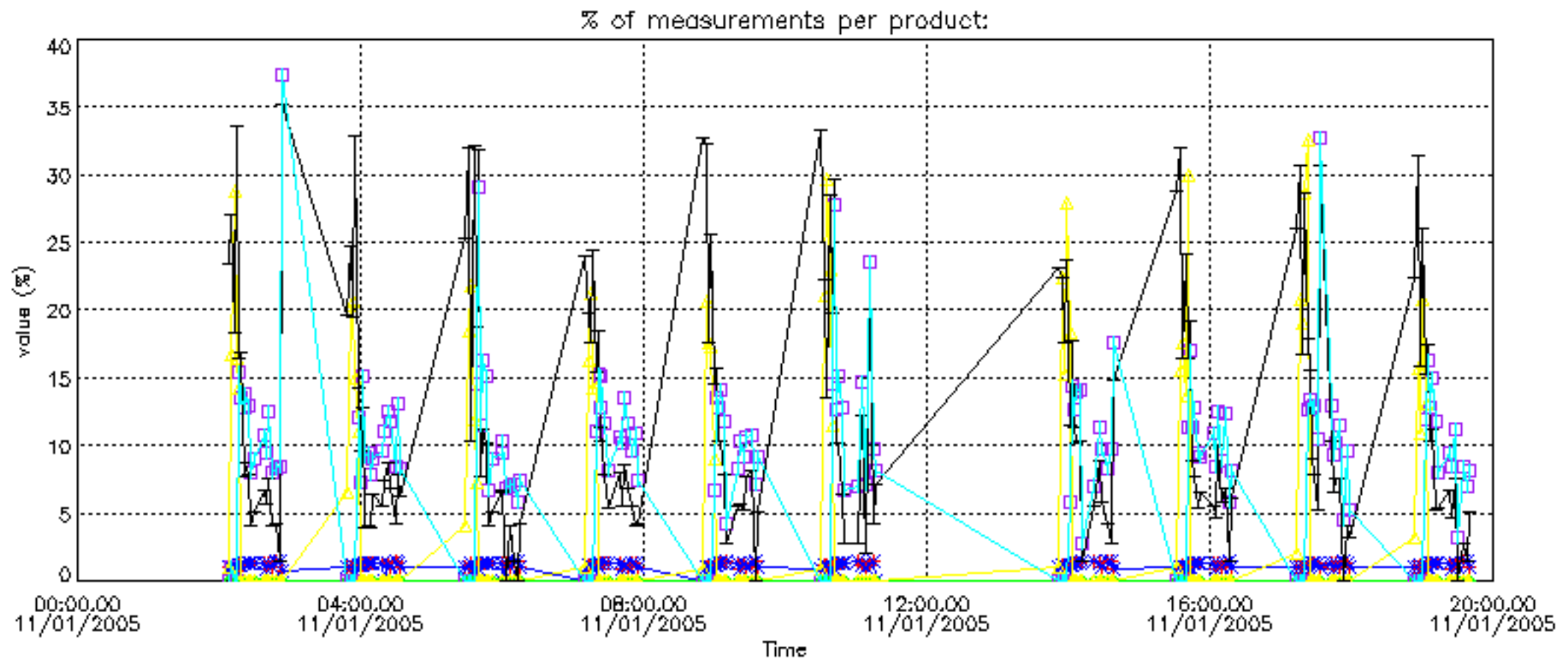
Percentage of flagged data per NO2 profile



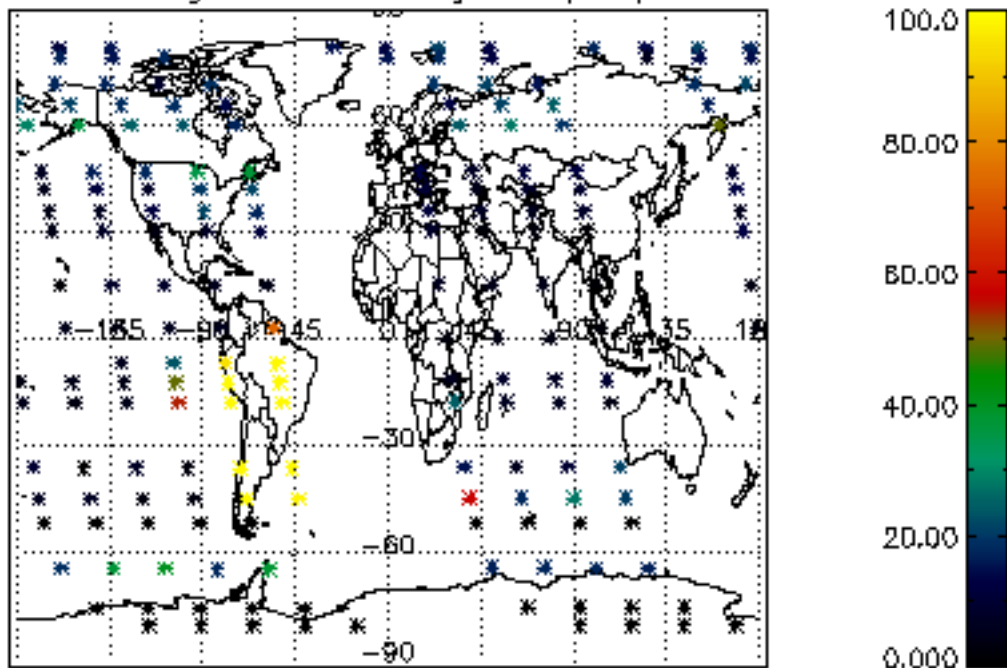
Percentage of flagged data per NO3 profile



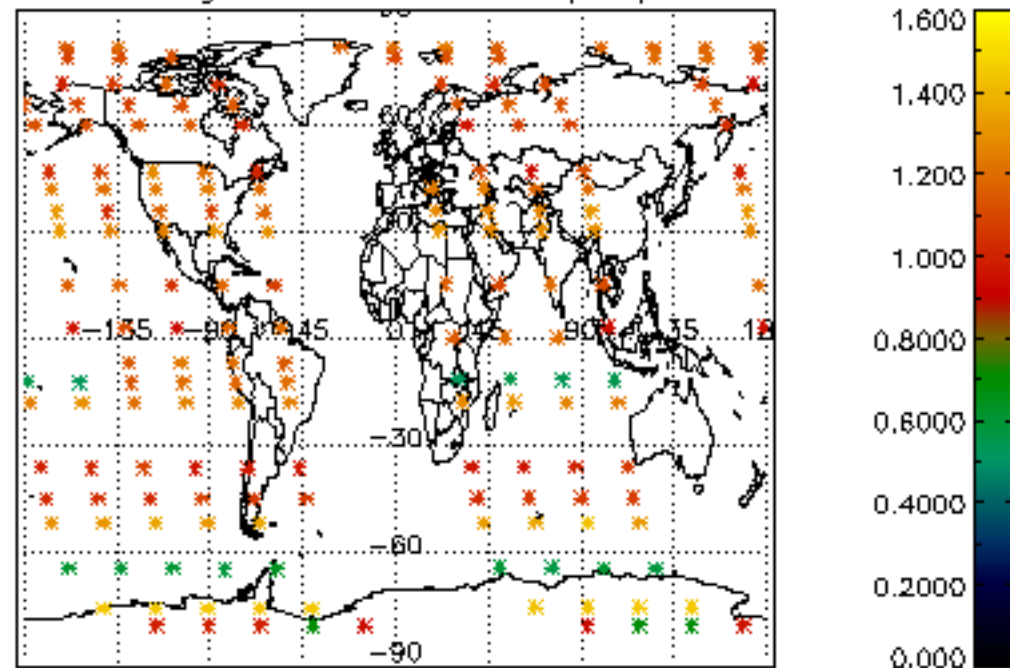




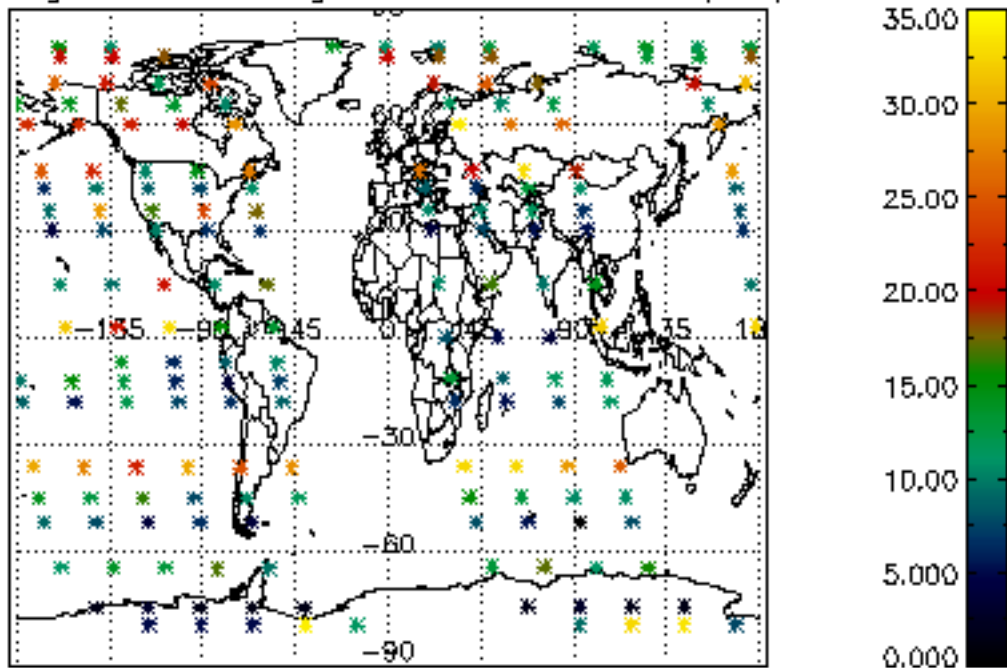
Percentage of cosmic ray hits per profile



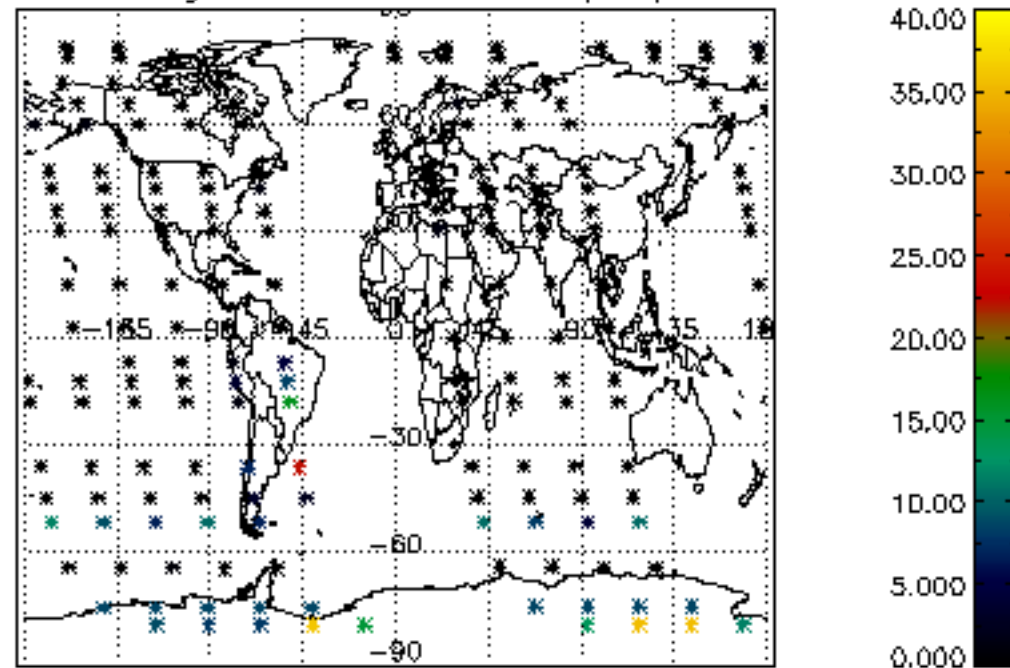
Percentage of datation errors per profile



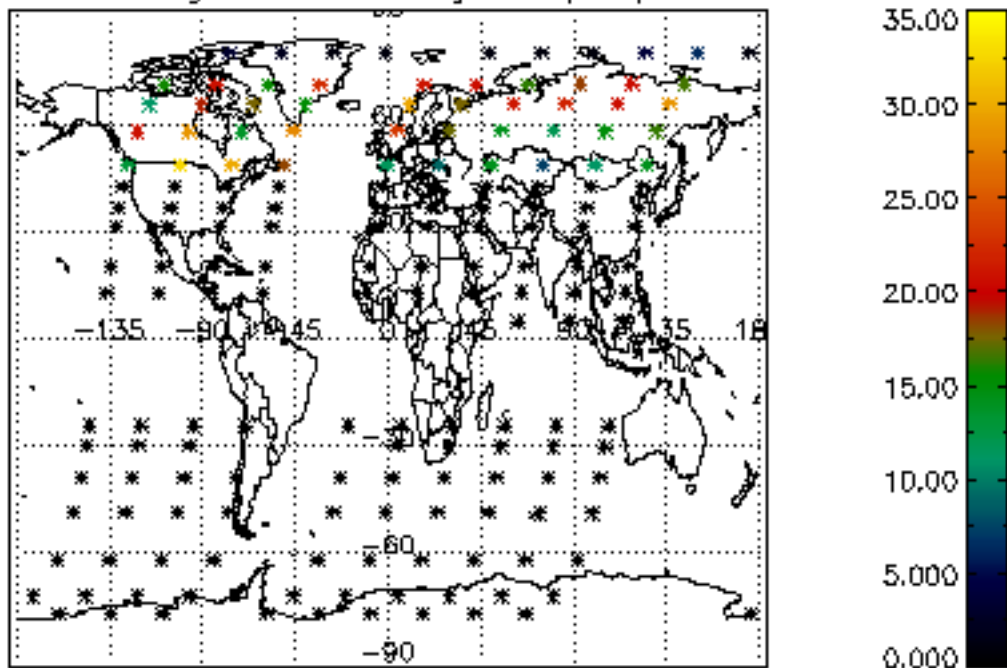
Percentage of star falling outside central band per profile



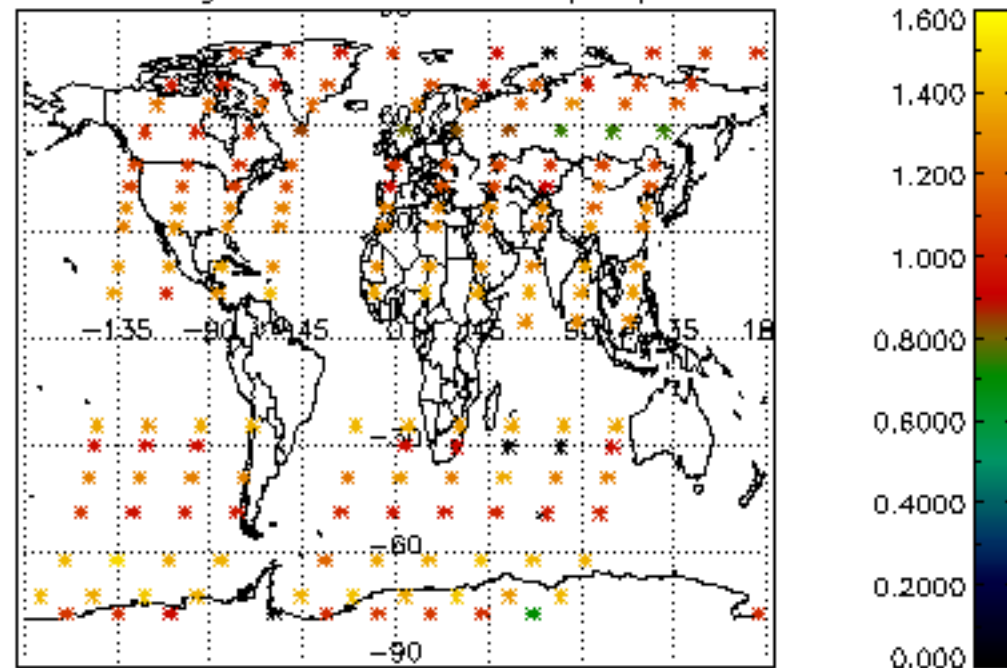
Percentage of saturation errors per profile



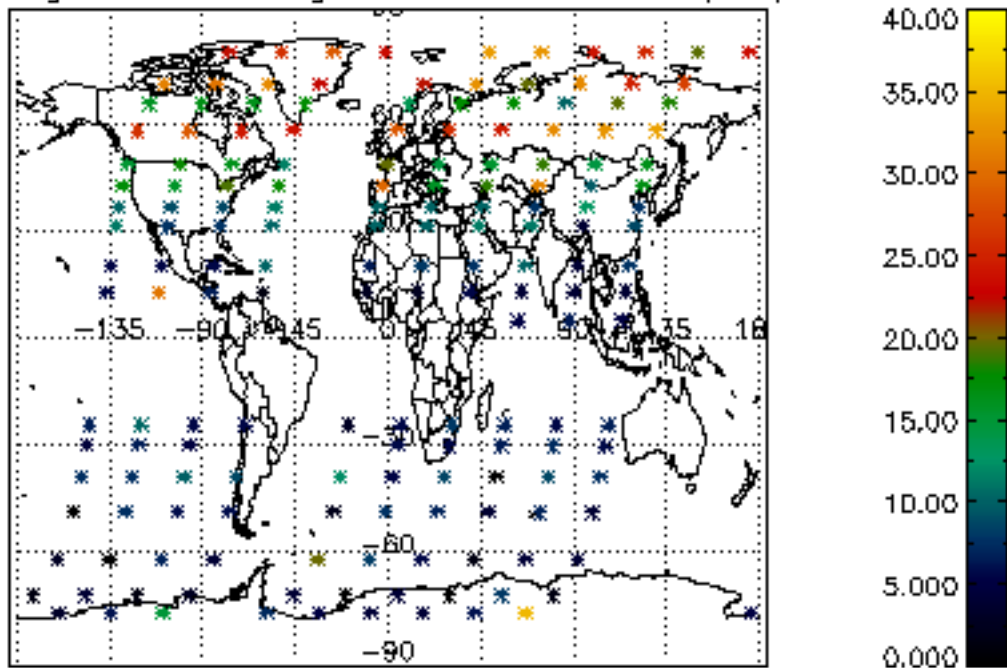
Percentage of cosmic ray hits per profile



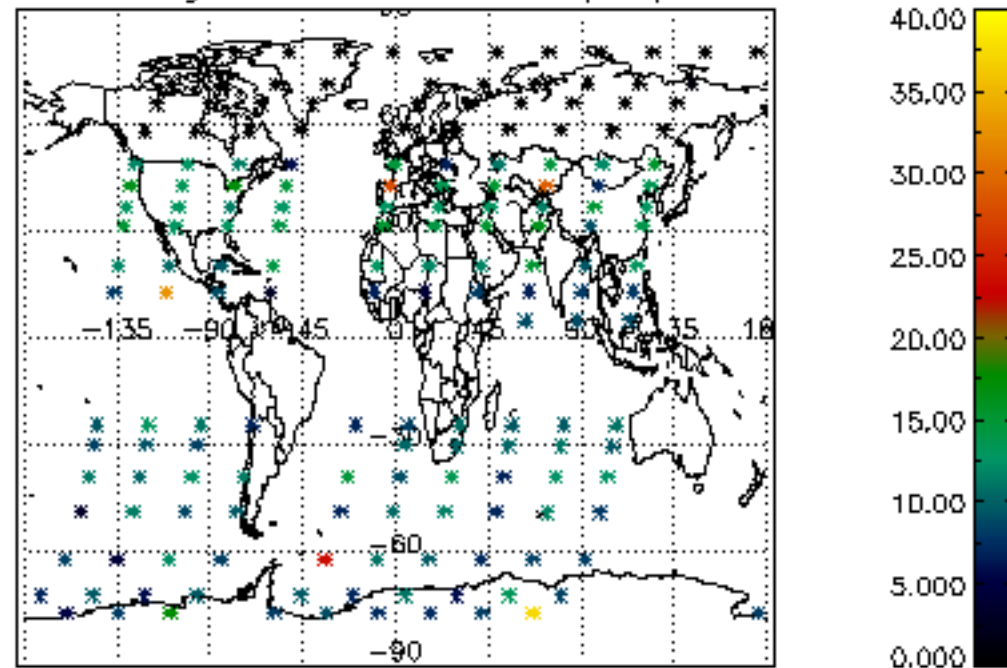
Percentage of datation errors per profile

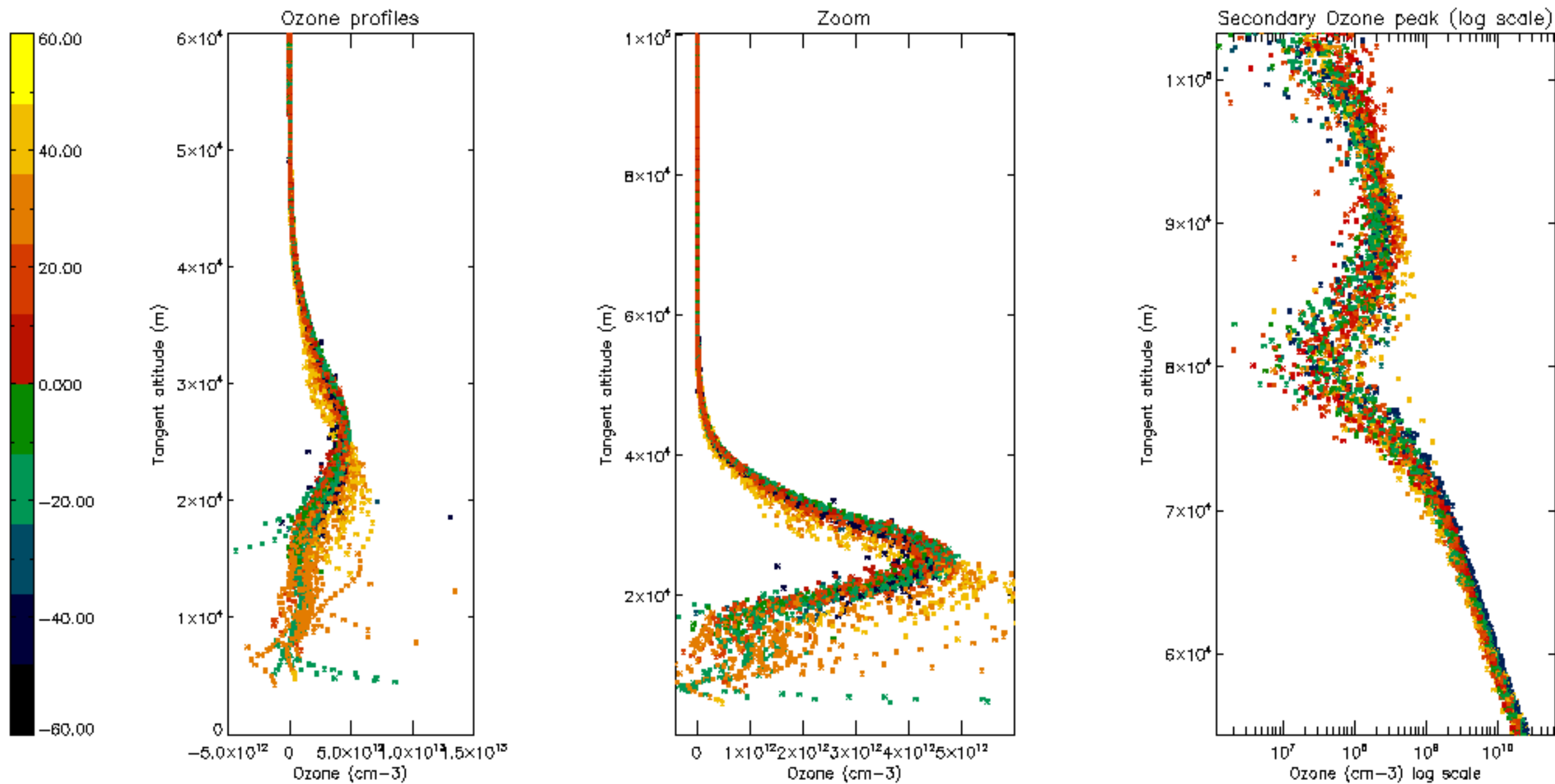


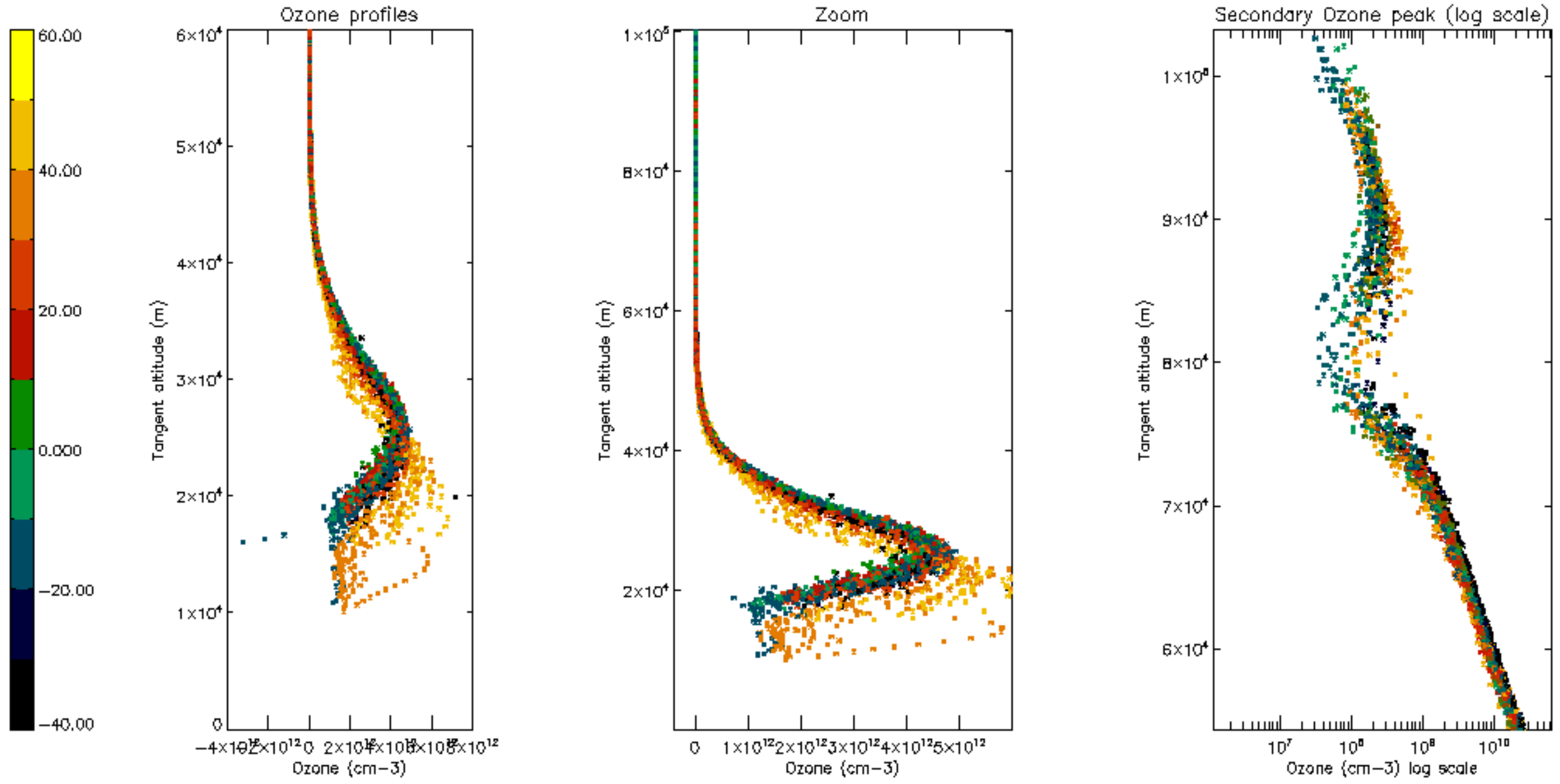
Percentage of star falling outside central band per profile

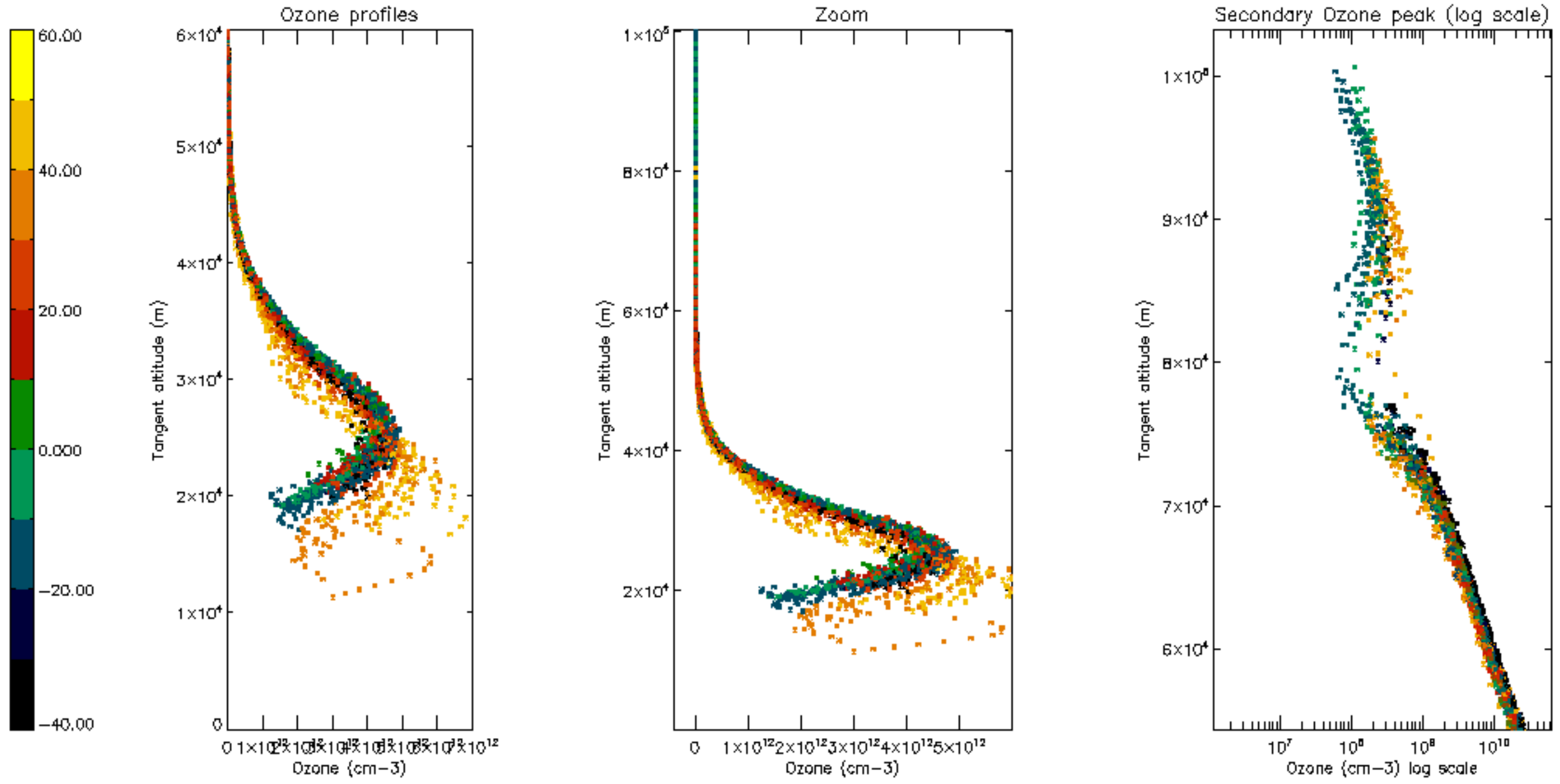


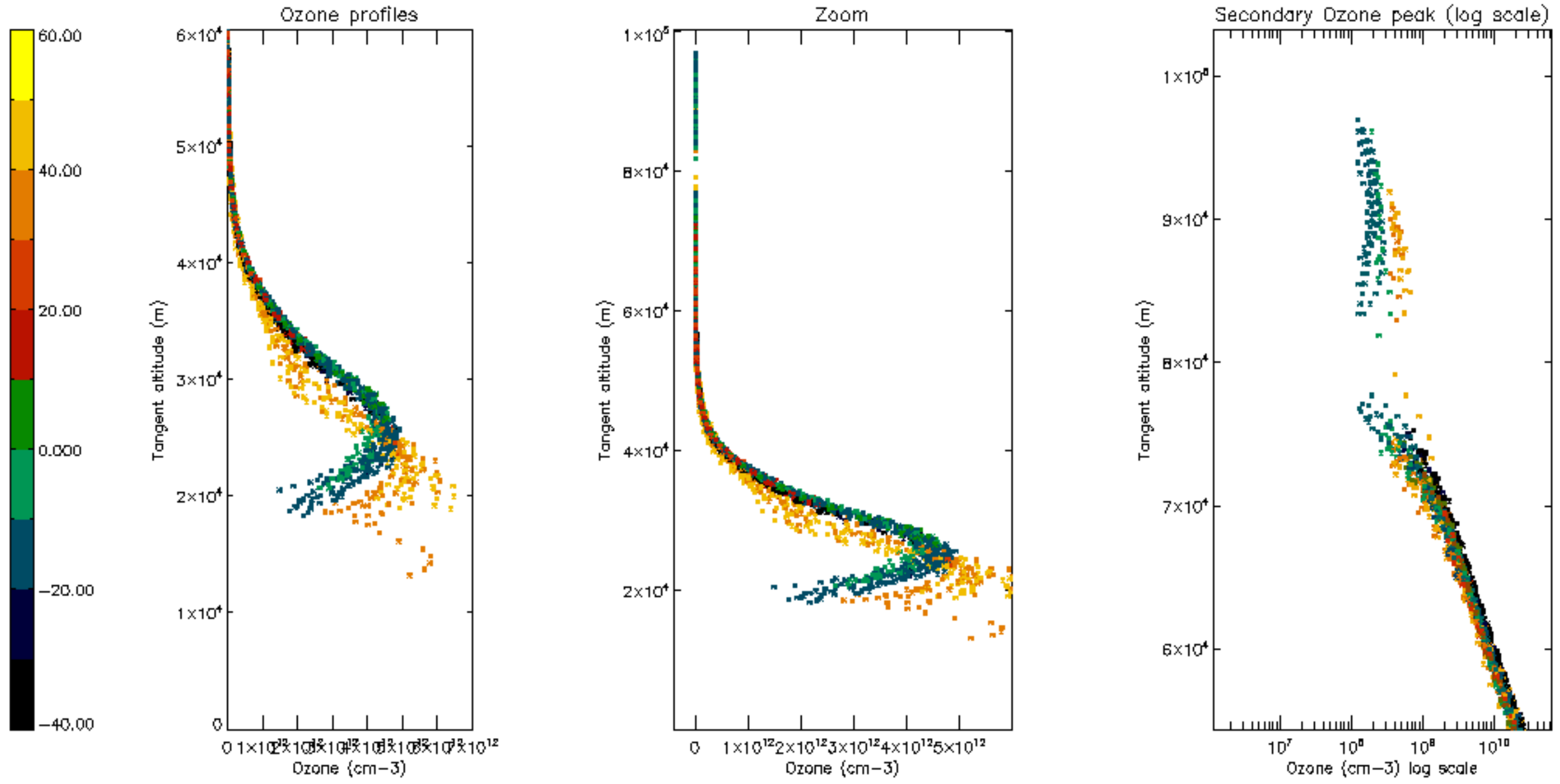
Percentage of saturation errors per profile

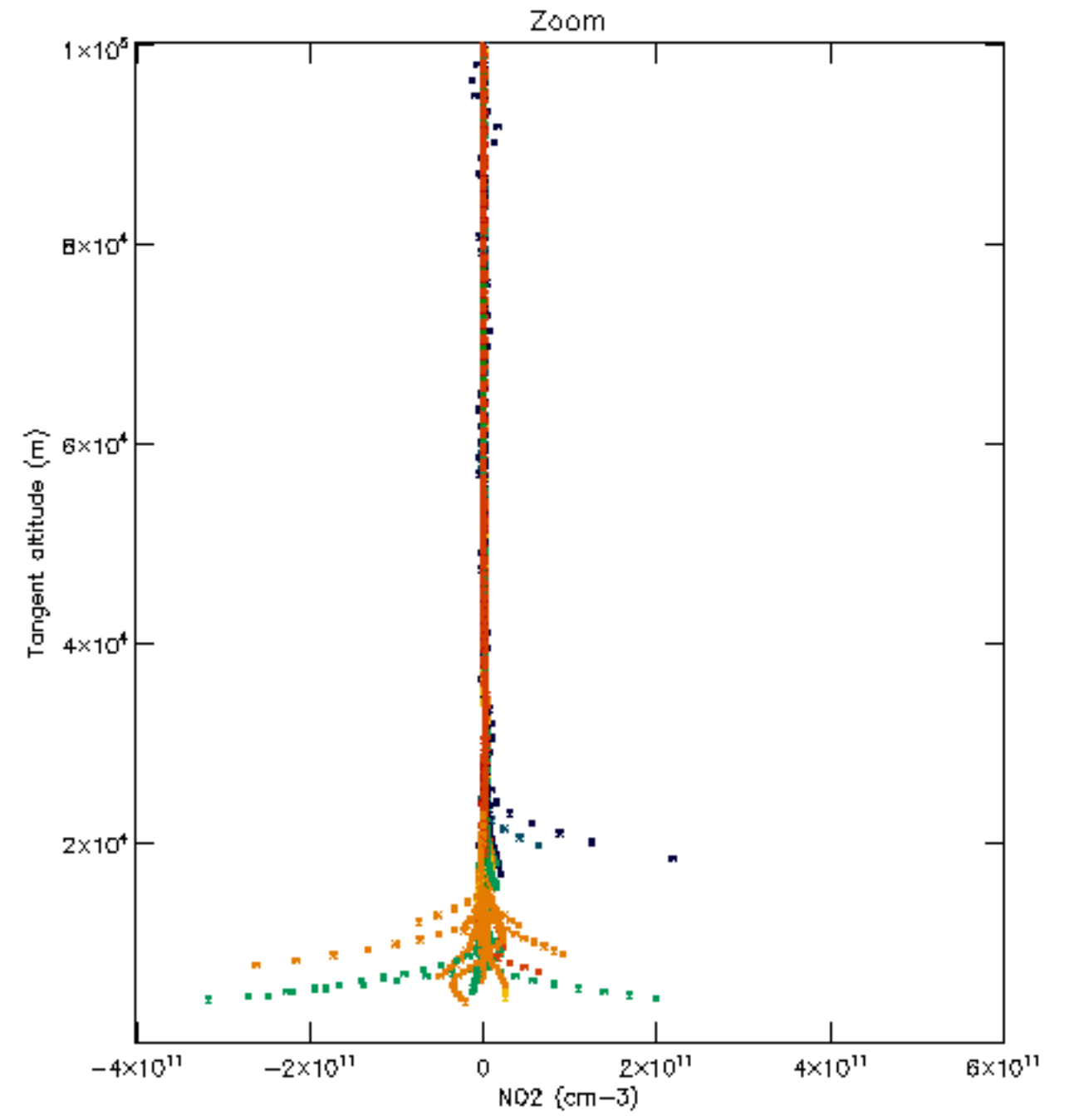
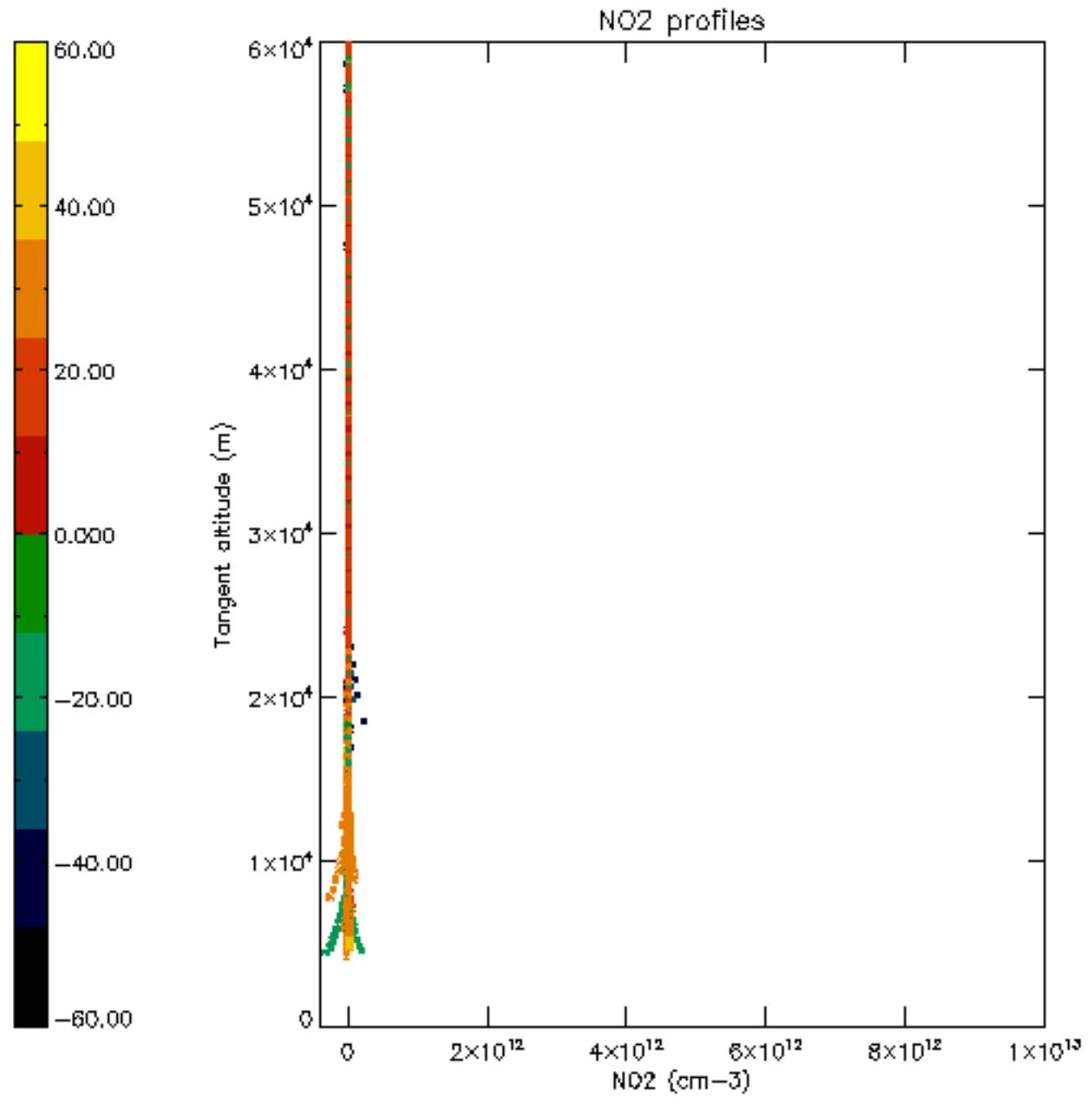


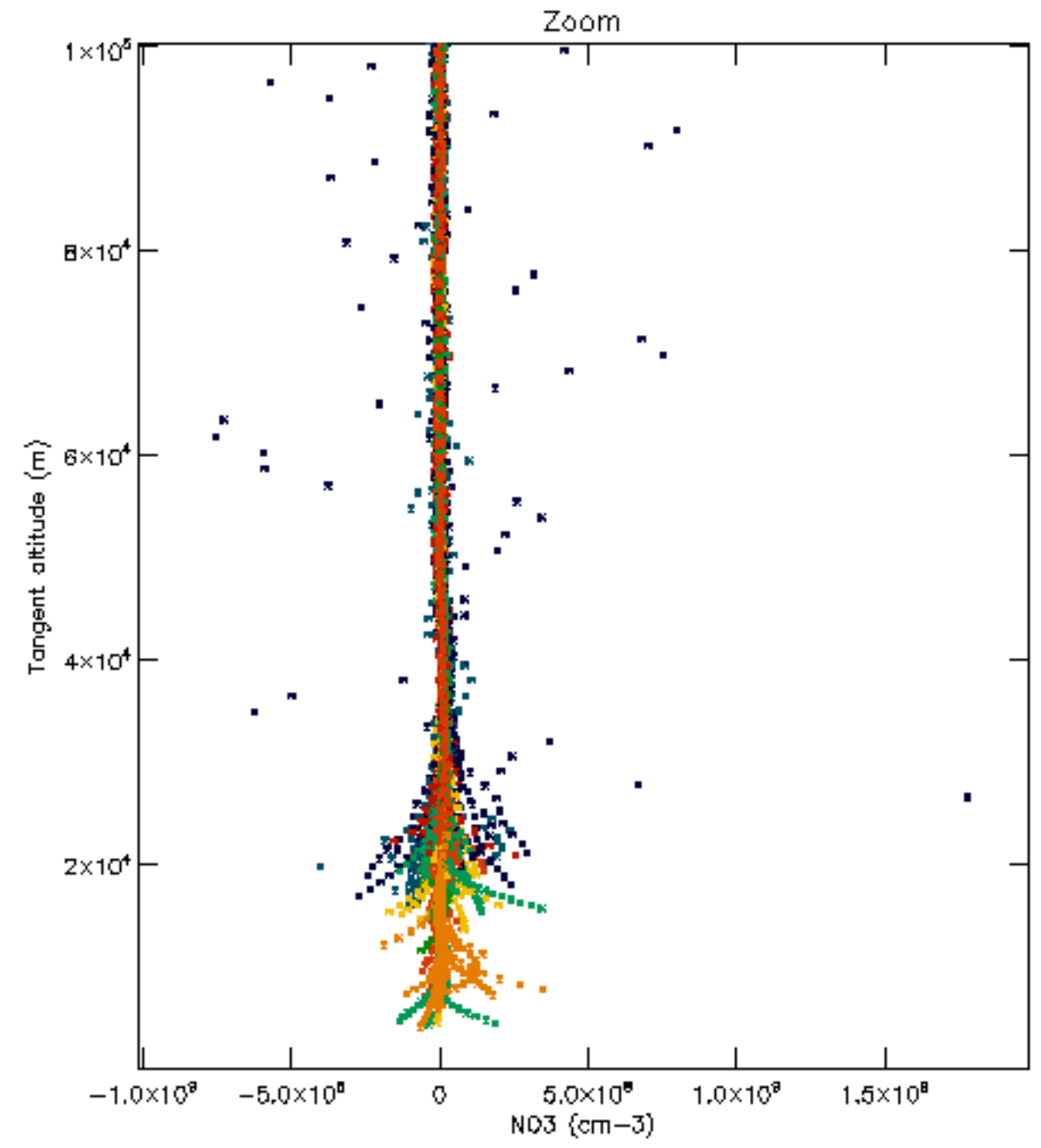
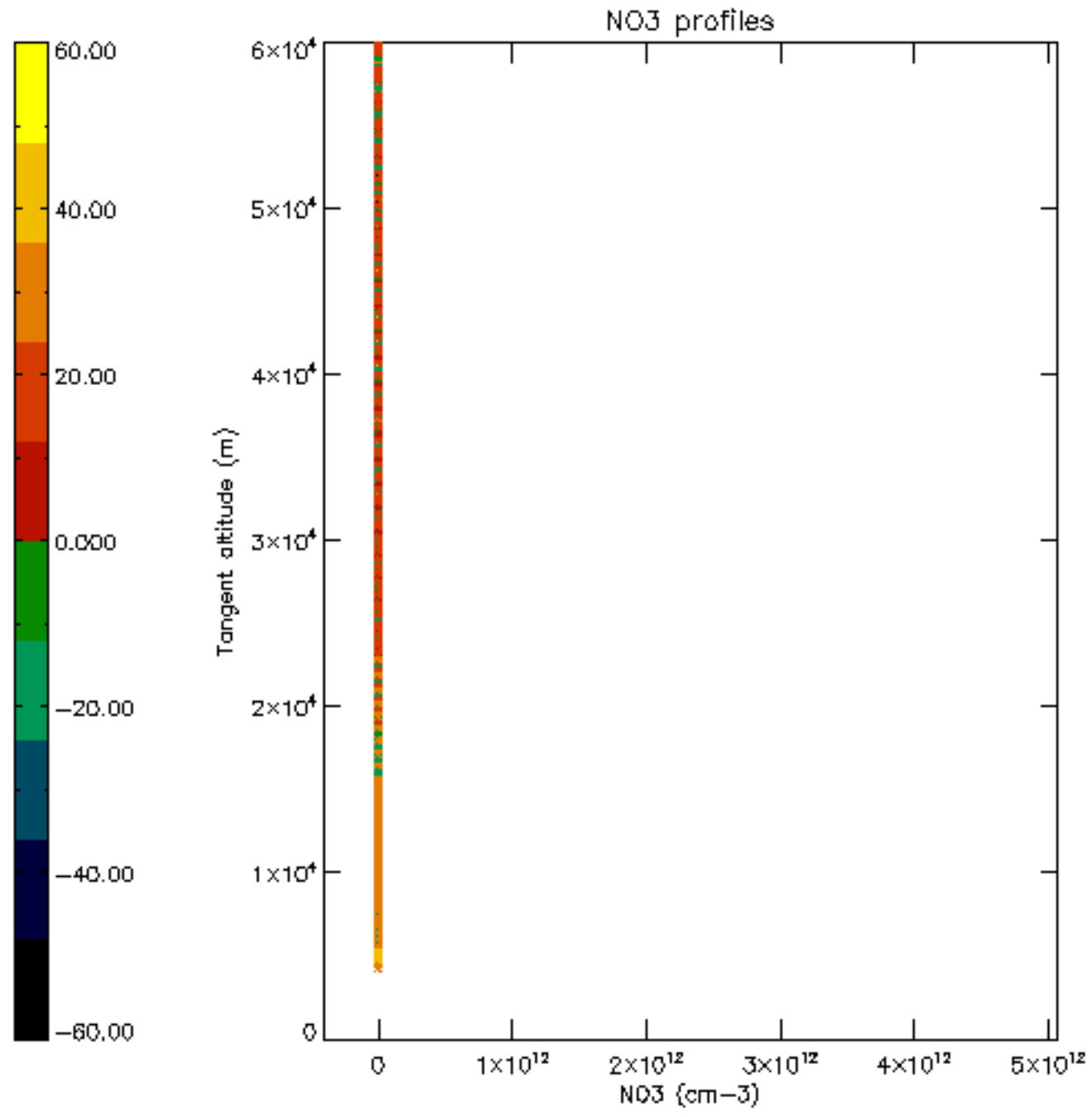


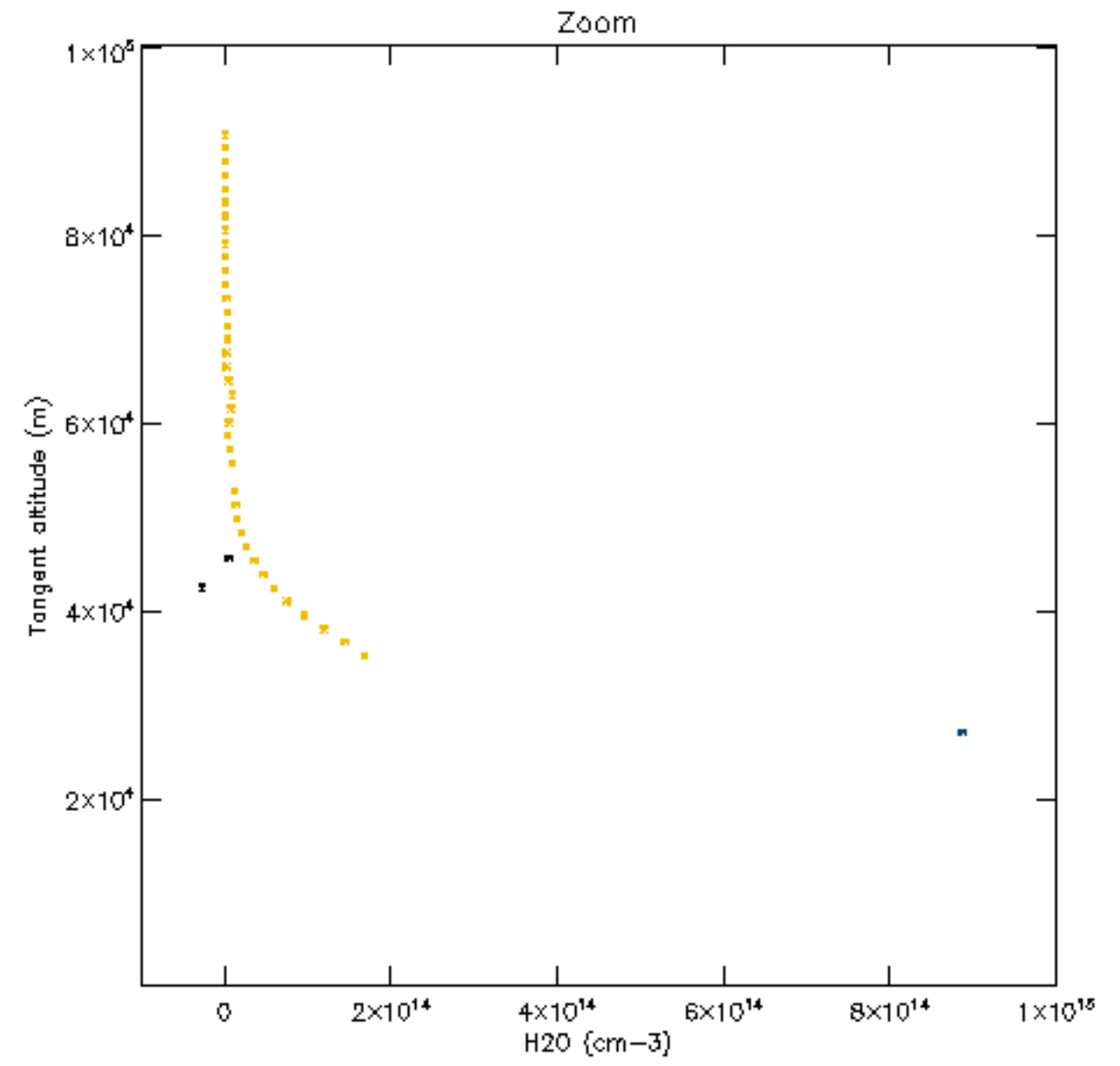
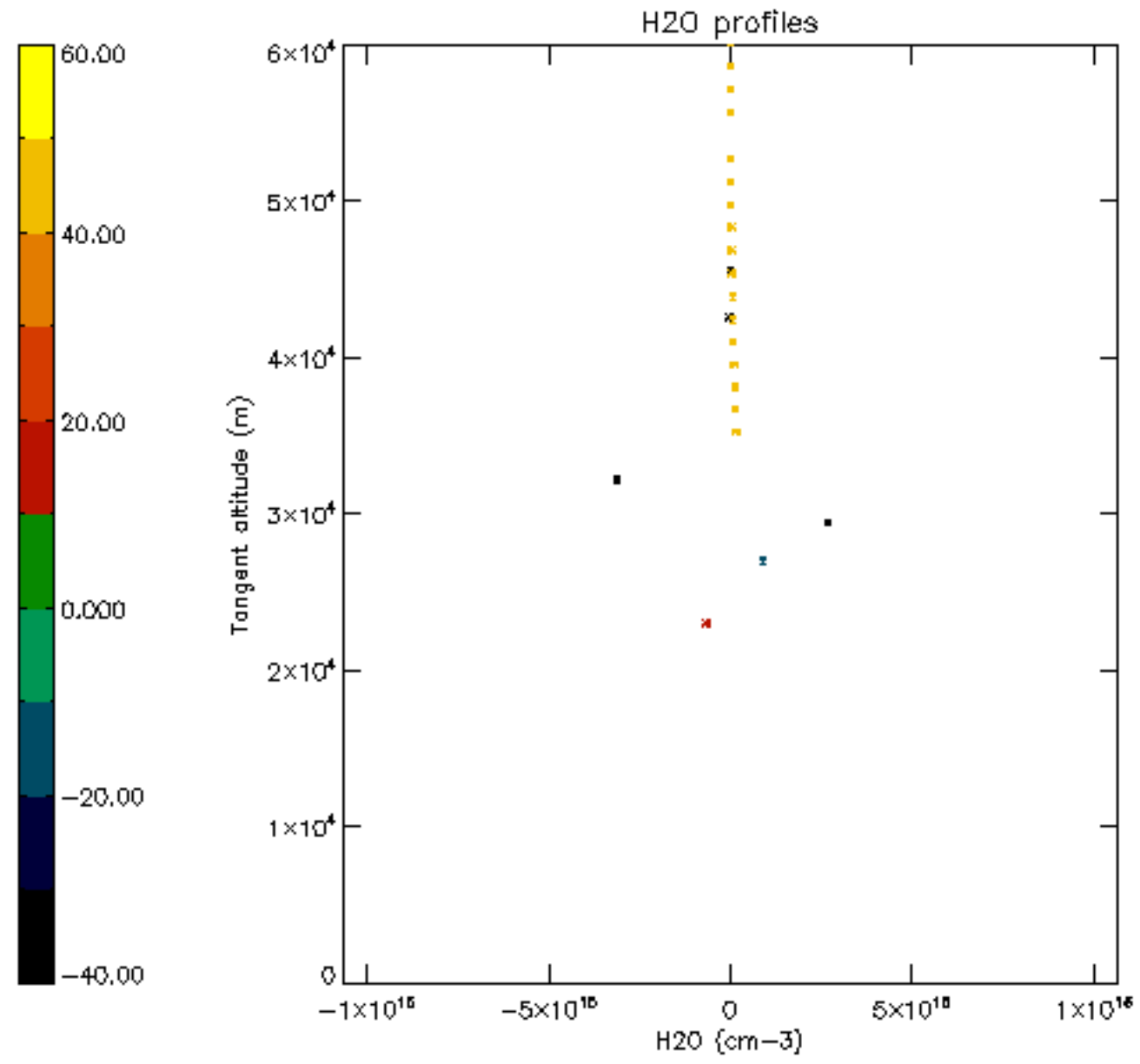


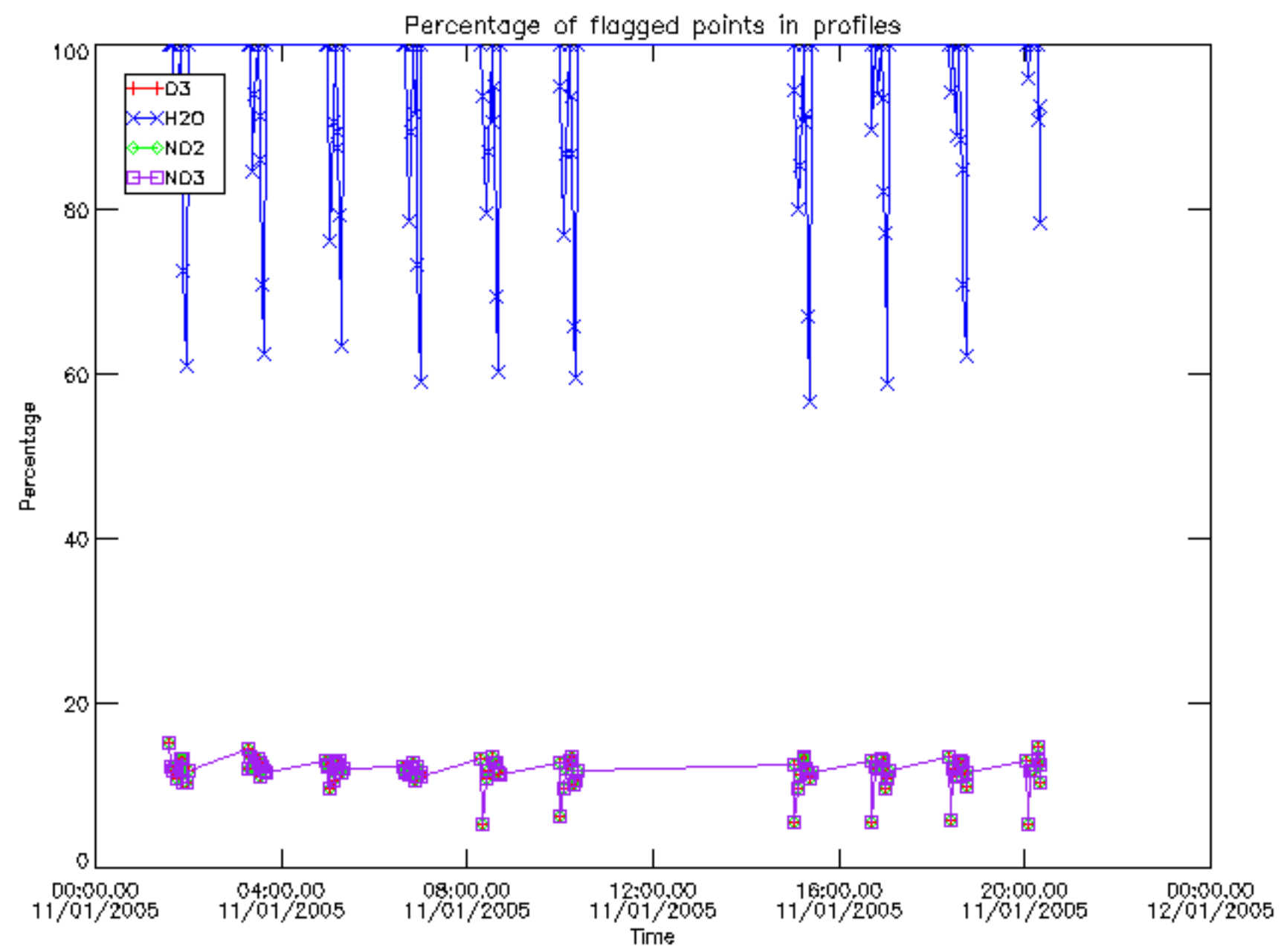




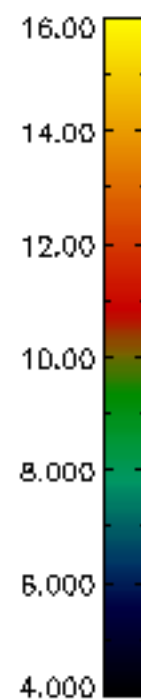
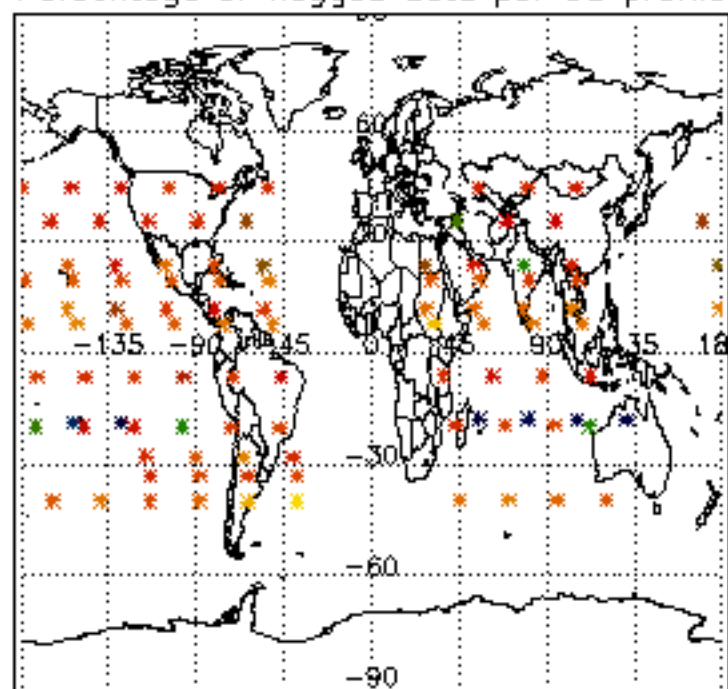




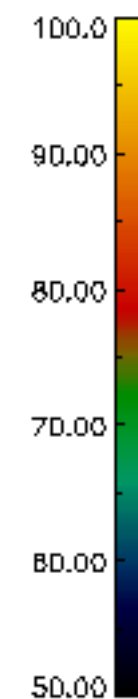
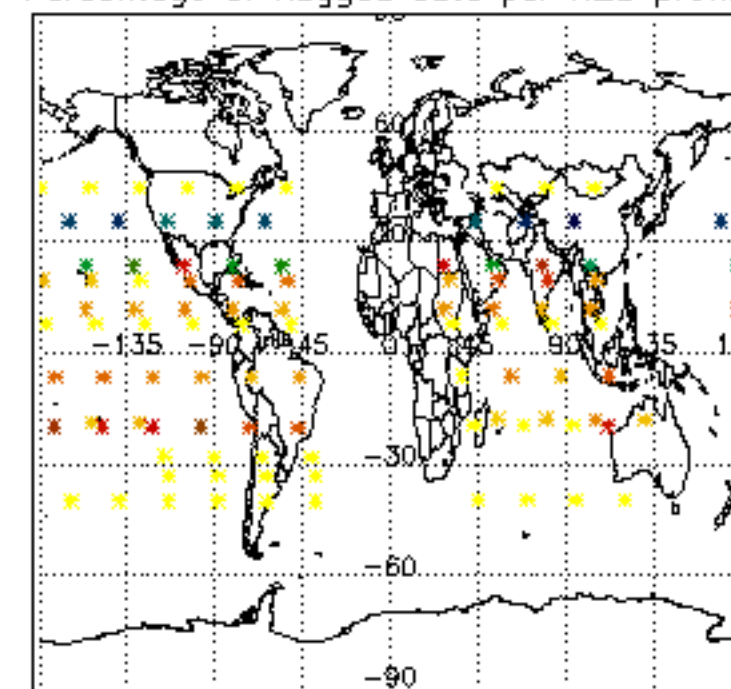




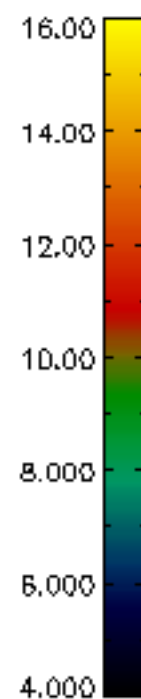
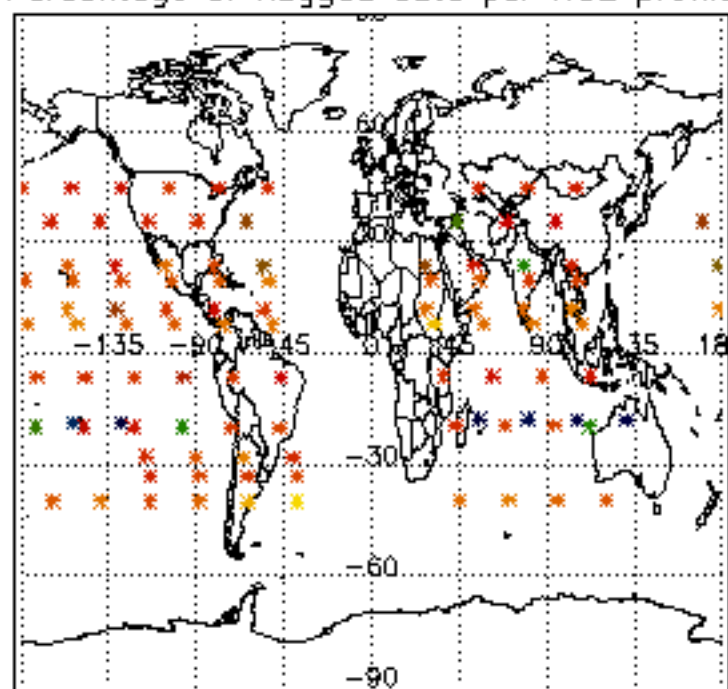
Percentage of flagged data per D3 profile



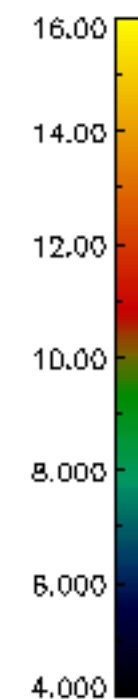
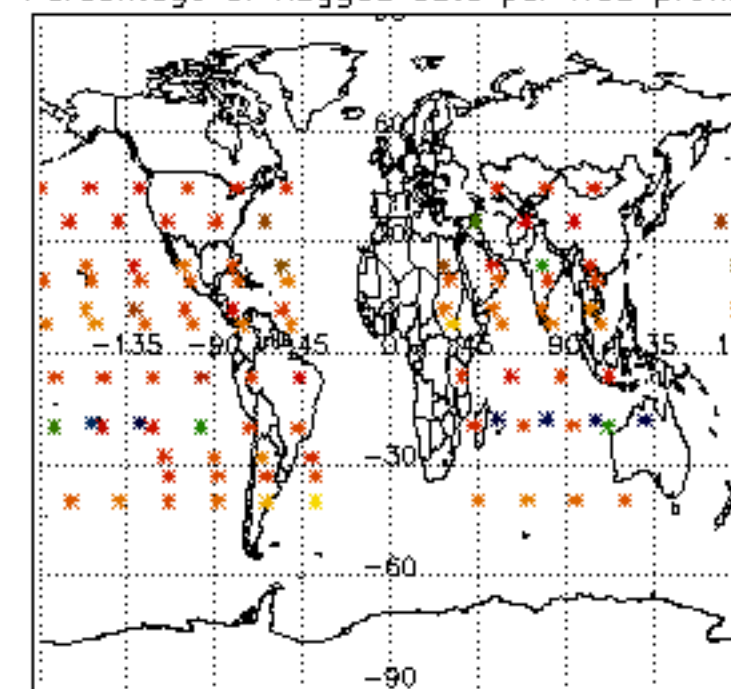
Percentage of flagged data per H2O profile

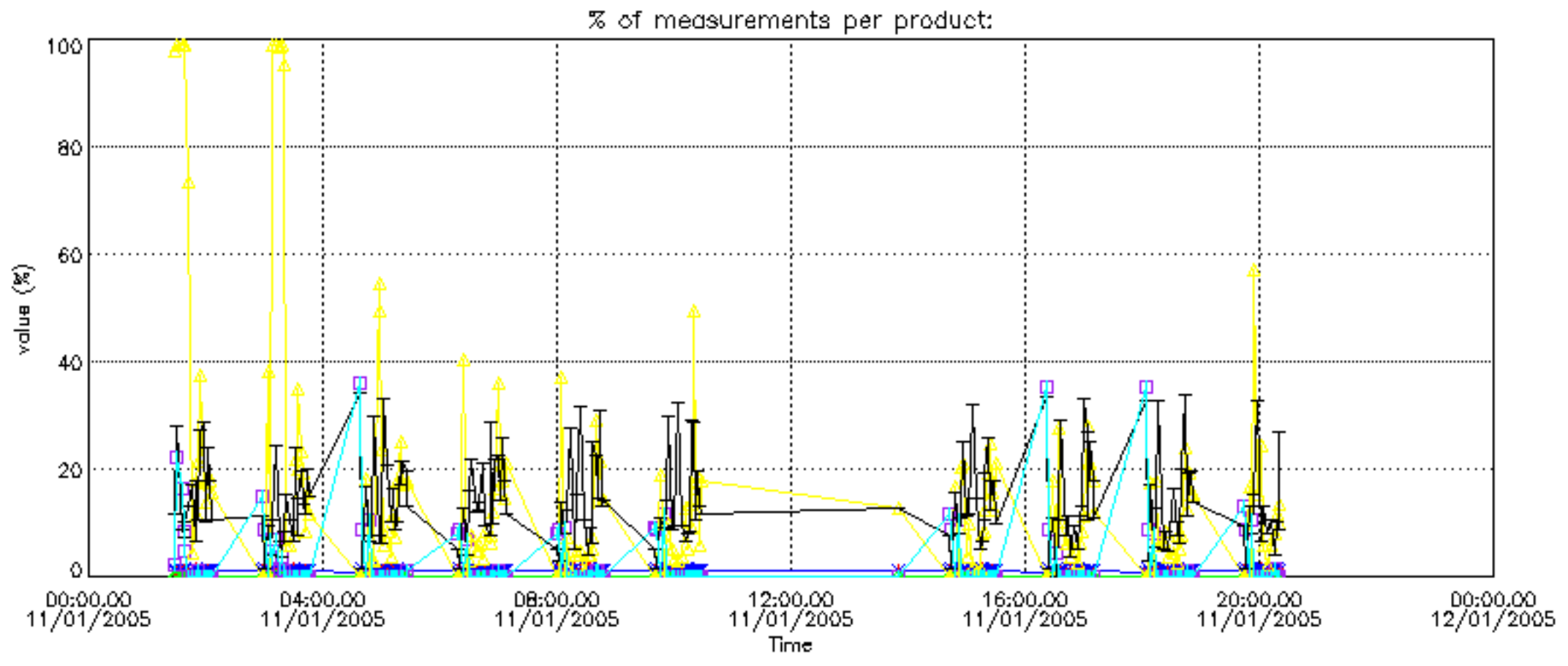


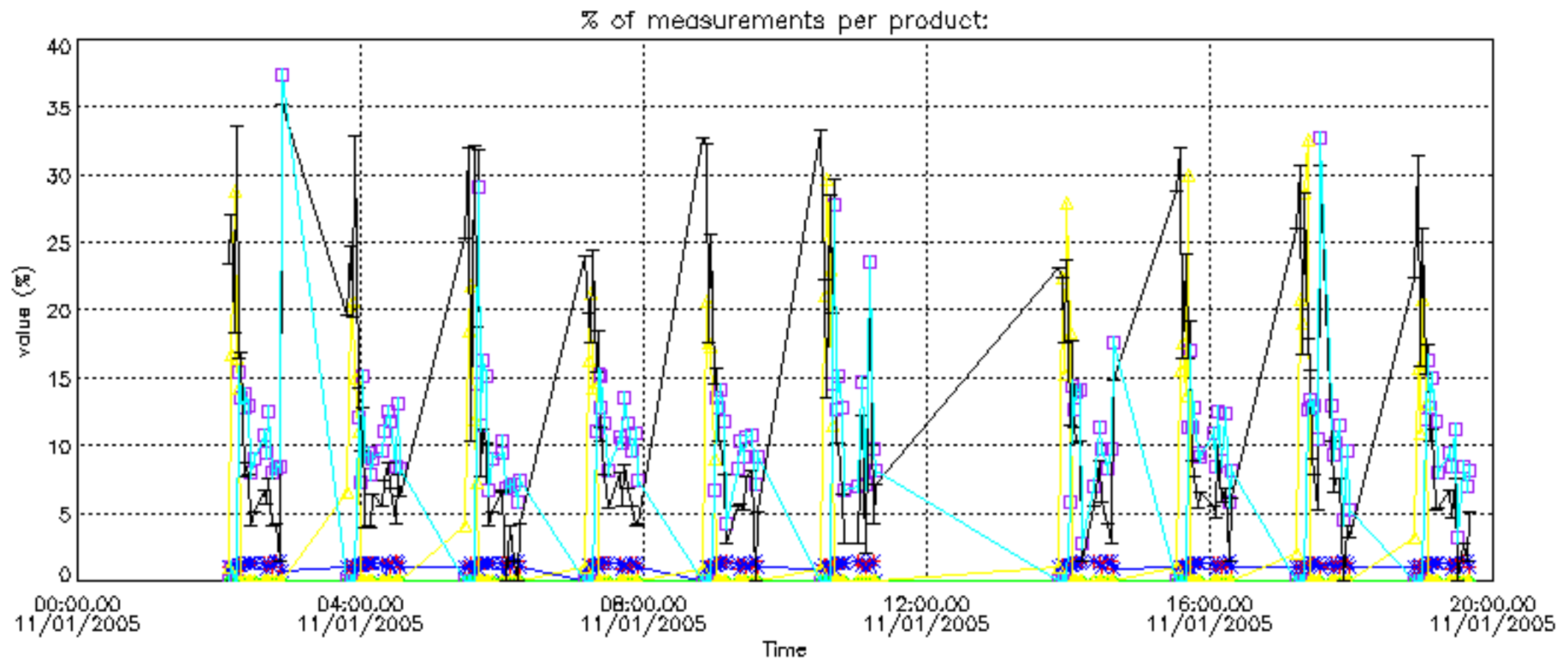
Percentage of flagged data per NO2 profile



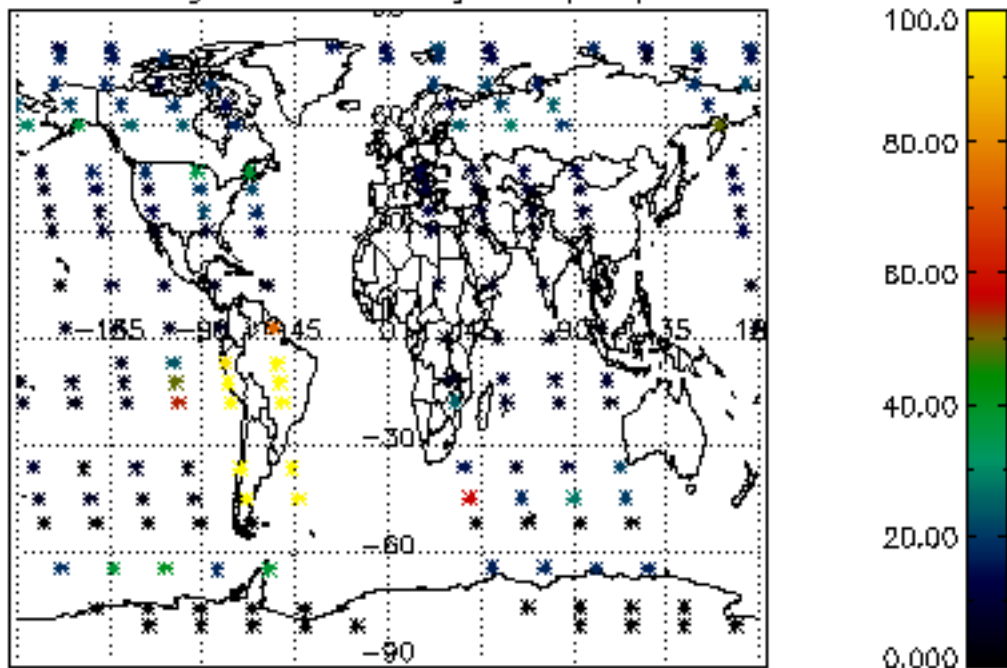
Percentage of flagged data per NO3 profile



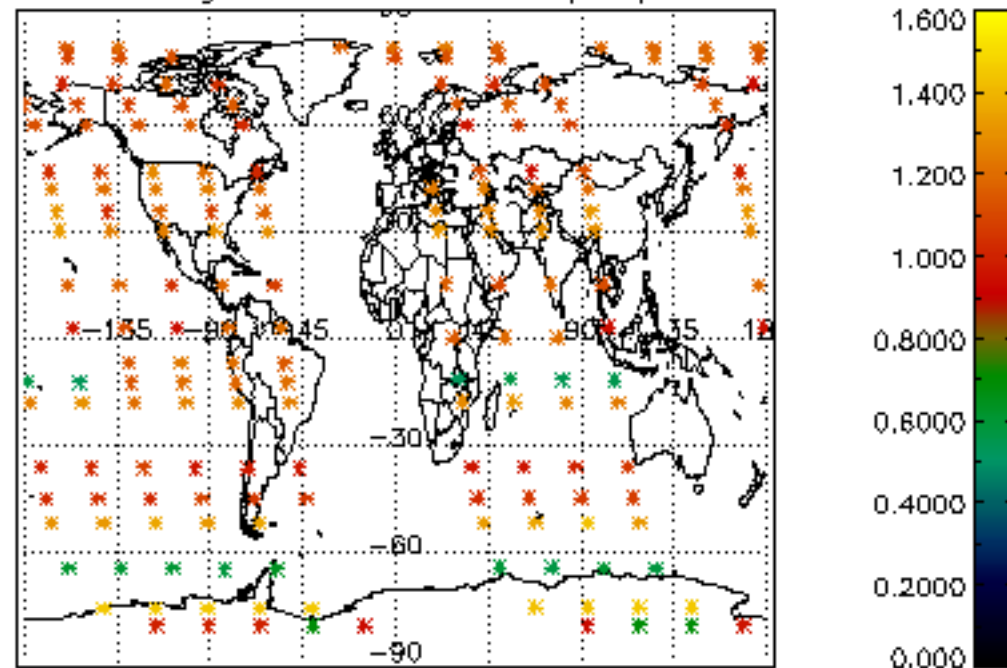




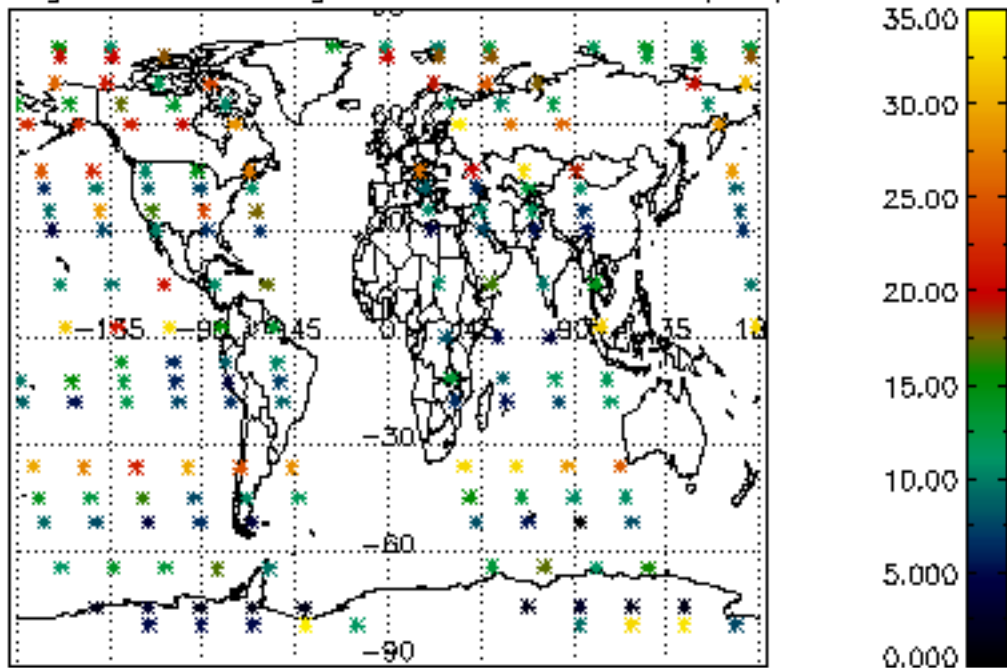
Percentage of cosmic ray hits per profile



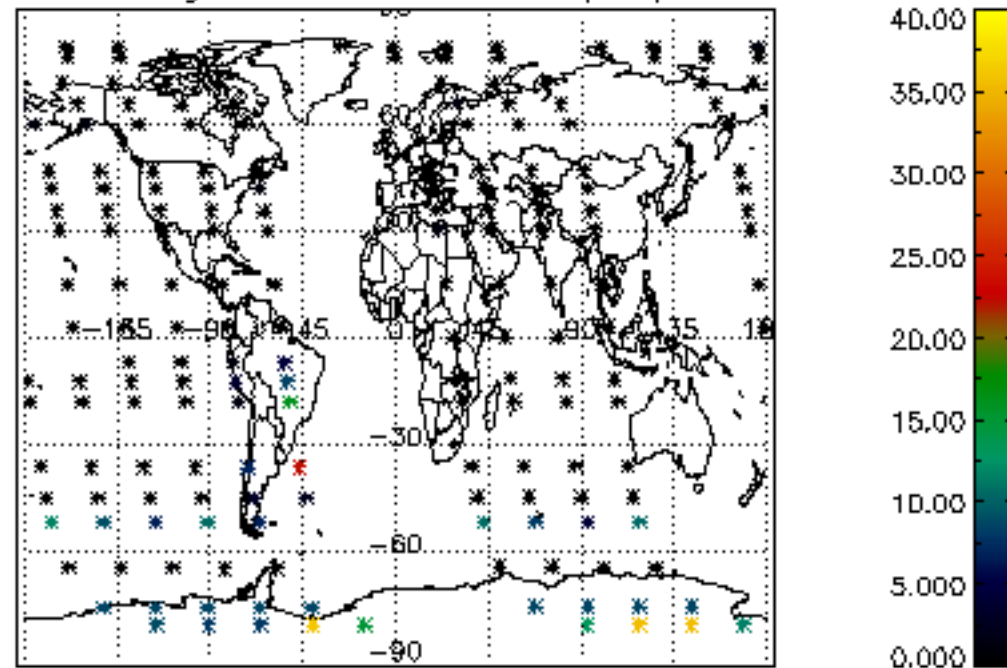
Percentage of datation errors per profile



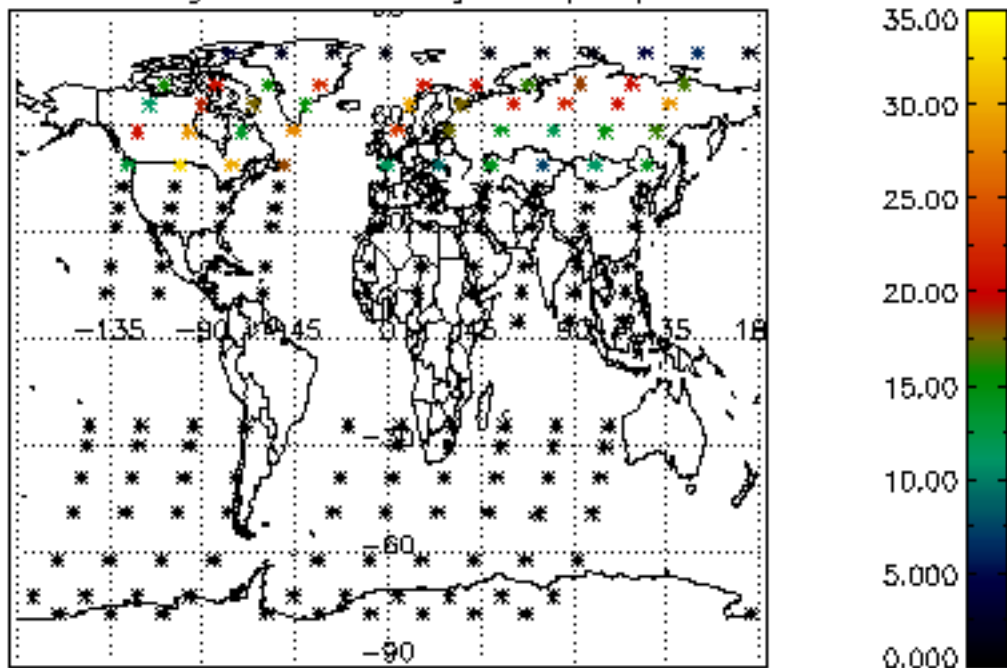
Percentage of star falling outside central band per profile



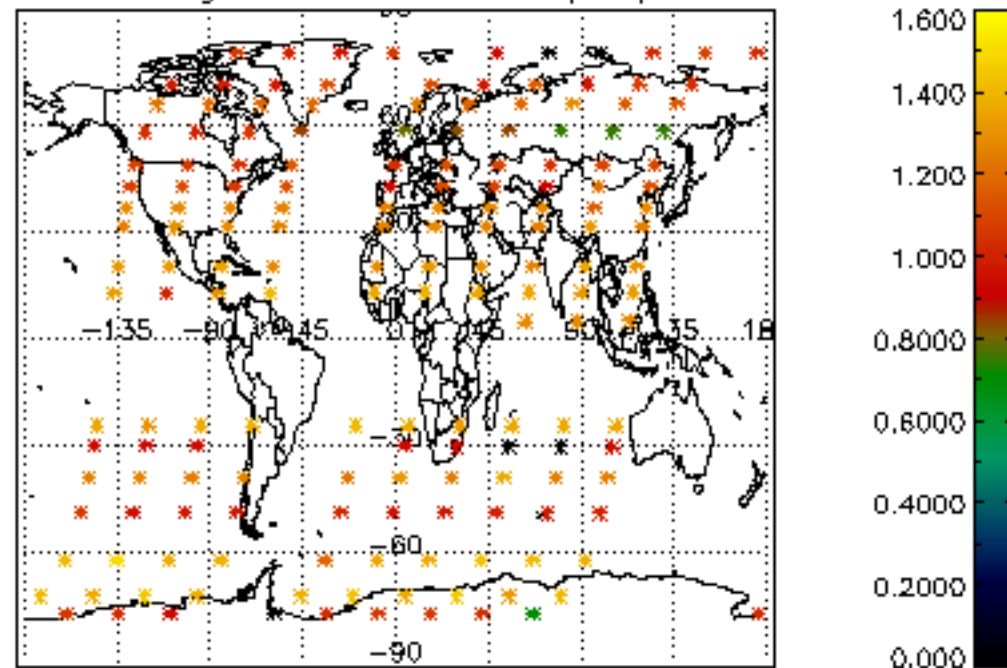
Percentage of saturation errors per profile



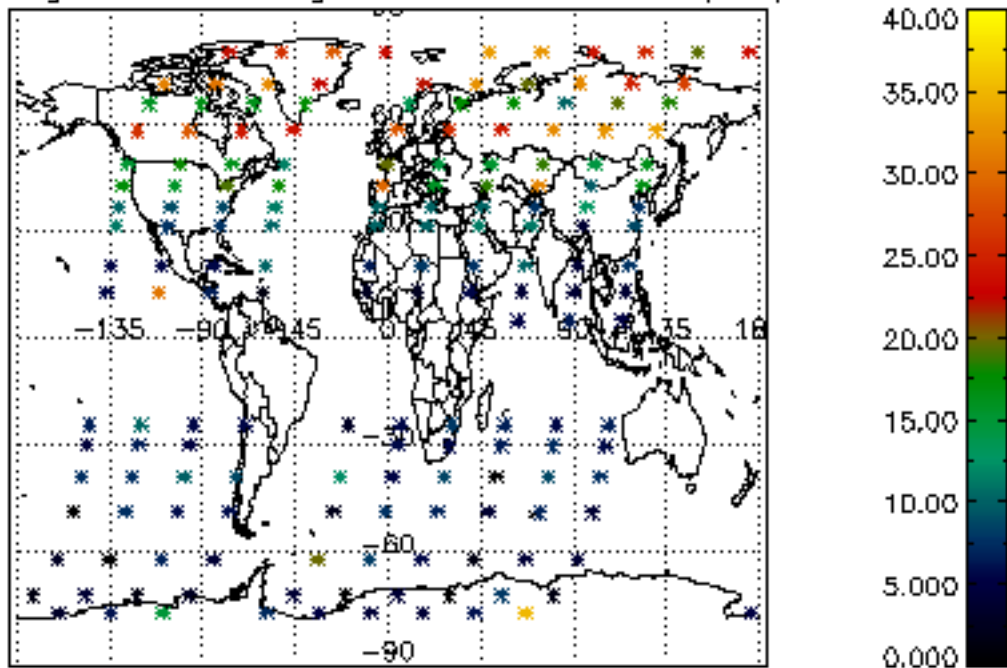
Percentage of cosmic ray hits per profile



Percentage of datation errors per profile



Percentage of star falling outside central band per profile



Percentage of saturation errors per profile

