

# GOMOS Level 2 Daily Report

## SUMMARY

### [1. General Info](#)

### [2. Summary of processed GOM\\_NL\\_2P products](#)

### [3. Level 2 Quality information per product](#)

#### [3.1 Plot of level 2 quality information per product \(time dependant\)](#)

#### [3.2 Plot of level 2 quality information per product \(world map\)](#)

### [4. Level 1 Quality information per product \(stored on level 2 products\)](#)

#### [4.1 Plot of level 1 quality information per product \(time dependant\)](#)

##### [4.1.1 Plot of level 1 quality information per product \(time dependant\): ASCENDING](#)

##### [4.1.2 Plot of level 1 quality information per product \(time dependant\): DESCENDING](#)

#### [4.2 Plot of level 1 quality information per product \(world map\)](#)

##### [4.2.1 Plot of level 1 quality information per product \(world map\): ASCENDING](#)

##### [4.2.2 Plot of level 1 quality information per product \(world map\): DESCENDING](#)

### [5. Ozone profiles based on quality statistics and other trace gas profiles](#)

#### [5.1 Ozone statistics based on quality of products](#)

#### [5.2 Plot ozone profiles for all STD \(dark without errors\)](#)

#### [5.3 Plot ozone profiles where STD < 20% \(dark without errors\)](#)

#### [5.4. Plot ozone profiles where STD < 10% \(dark without errors\)](#)

#### [5.5. Plot ozone profiles where STD < 5% \(dark without errors\)](#)

#### [5.6 Plot NO2 profiles for all STD \(dark without errors\)](#)

#### [5.7 Plot NO3 profiles for all STD \(dark without errors\)](#)

#### [5.8 Plot H2O profiles \(only for occultations of stars 1,2,3,4,13,14,16,26,63 dark without errors\) for all STD](#)

### [6. Auxiliary Data Files used for the production reported in section 2](#)

This report presents the daily analysis on parameters extracted from GOMOS level 2 data (GOM\_NL\_\_2P). It is intended to monitor some important parameters that will impact the quality of these products. A list of level 2 products (and content) that have arrived during the reporting day to the PCF is also given.

Item	Value
Time of report generation	18APR2013 08:38:45
Data source version	GOMOS/6.01
Start time of products	07-01-2005 (07JAN2005 00:00:00)
Stop time of products	08-01-2005 (08JAN2005 00:00:00)
Store outputs in DB	Yes
Nb of level 2 prods	255
Nb of prods with errors	0

## 2. Summary of processed GOM\_NL\_\_2P products.

Nr	Filename	UTC Start time	Limb	Duration	Star Id	Star Name	Star Mag	Star Temp	Nb Meas	Orbit	Prod. error
1	GOM_NL__2PRFIN20050107_000207_000000502033_00345_14928_8049.N1	07-JAN-2005 00:02:07	Bright	50.000	83		2.3780	11000.	100	14928	No
2	GOM_NL__2PRFIN20050107_000415_000000342033_00345_14928_8050.N1	07-JAN-2005 00:04:15	Bright	34.000	59	55Alp Oph	2.0800	8900.0	68	14928	No
3	GOM_NL__2PRFIN20050107_000655_000000682033_00345_14928_8051.N1	07-JAN-2005 00:06:55	Bright	67.500	111	8Eta Boo	2.6800	6000.0	135	14928	No
4	GOM_NL__2PRFIN20050107_000947_000000532033_00345_14928_8052.N1	07-JAN-2005 00:09:47	Bright	53.000	120	1Del Oph	2.7340	3200.0	106	14928	No
5	GOM_NL__2PRFIN20050107_001253_000000462033_00345_14928_8053.N1	07-JAN-2005 00:12:53	Bright	45.500	104	27Bet Lib	2.6140	13100.	91	14928	No
6	GOM_NL__2PRFIN20050107_001515_000000442033_00345_14928_8054.N1	07-JAN-2005 00:15:15	Tw_i_and_stray	44.000	80	7Del Sco	2.3160	30000.	88	14928	No
7	GOM_NL__2PRFIN20050107_002035_000000922033_00345_14928_8055.N1	07-JAN-2005 00:20:35	Dark	92.000	15	67Alp Vir	0.97600	28000.	184	14928	No
8	GOM_NL__2PRFIN20050107_002341_000000432033_00345_14928_8056.N1	07-JAN-2005 00:23:41	Dark	43.000	78	Alp Lup	2.3040	28000.	86	14928	No
9	GOM_NL__2PRFIN20050107_002911_000000472033_00346_14929_8021.N1	07-JAN-2005 00:29:11	Dark	46.500	64	Gam Cen	2.2000	10600.	93	14929	No
10	GOM_NL__2PRFIN20050107_003406_000000392033_00346_14929_8022.N1	07-JAN-2005 00:34:06	Dark	38.500	124	The Car	2.7640	30000.	77	14929	No
11	GOM_NL__2PRFIN20050107_003548_000000402033_00346_14929_8023.N1	07-JAN-2005 00:35:48	Dark	40.000	29	Bet Car	1.6720	10200.	80	14929	No
12	GOM_NL__2PRFIN20050107_003726_000000422033_00346_14929_8024.N1	07-JAN-2005 00:37:26	Dark	42.000	71	lot Car	2.2460	7700.0	84	14929	No
13	GOM_NL__2PRFIN20050107_003853_000000452033_00346_14929_8025.N1	07-JAN-2005 00:38:53	Dark	45.000	41	Eps Car	1.8600	4100.0	90	14929	No
14	GOM_NL__2PRFIN20050107_004250_000000452033_00346_14929_8026.N1	07-JAN-2005 00:42:50	Dark	45.000	2	Alp Car	-0.73600	7000.0	90	14929	No
15	GOM_NL__2PRFIN20050107_004419_000000462033_00346_14929_8027.N1	07-JAN-2005 00:44:19	Dark	45.500	70	Zet Pup	2.2460	39000.	91	14929	No
16	GOM_NL__2PRFIN20050107_004612_000000472033_00346_14929_8028.N1	07-JAN-2005 00:46:12	Dark	46.500	117	Pi Pup	2.7060	3800.0	93	14929	No
17	GOM_NL__2PRFIN20050107_004853_000000472033_00346_14929_8029.N1	07-JAN-2005 00:48:53	Straylight	47.000	23	21Eps CMa	1.5020	26000.	94	14929	No
18	GOM_NL__2PRFIN20050107_005022_000000442033_00346_14929_8030.N1	07-JAN-2005 00:50:22	Straylight	44.000	179	24Omi2CMa	3.0320	24000.	88	14929	No
19	GOM_NL__2PRFIN20050107_005242_000000472033_00346_14929_8031.N1	07-JAN-2005 00:52:42	Straylight	47.000	1	9Alp CMa	-1.4400	11000.	94	14929	No
20	GOM_NL__2PRFIN20050107_005552_000000522033_00346_14929_8032.N1	07-JAN-2005 00:55:52	Straylight	52.000	7	19Bet Ori	0.10000	14000.	104	14929	No
21	GOM_NL__2PRFIN20050107_005738_000000442033_00346_14929_8033.N1	07-JAN-2005 00:57:38	Straylight	43.500	30	46Eps Ori	1.6940	30000.	87	14929	No
22	GOM_NL__2PRFIN20050107_010018_000000662033_00346_14929_8034.N1	07-JAN-2005 01:00:18	Tw_i_and_stray	65.500	8	10Alp CMi	0.40000	6500.0	131	14929	No
23	GOM_NL__2PRFIN20050107_010254_000000582033_00346_14929_8035.N1	07-JAN-2005 01:02:54	Tw_i_and_stray	58.000	44	24Gam Gem	1.9280	11000.	116	14929	No
24	GOM_NL__2PRFIN20050107_010434_000000472033_00346_14929_8036.N1	07-JAN-2005 01:04:34	Bright	46.500	151	13Mu Gem	2.8900	3000.0	93	14929	No
25	GOM_NL__2PRFIN20050107_010604_000000382033_00346_14929_8037.N1	07-JAN-2005 01:06:04	Bright	37.500	28	12Bet Tau	1.6500	15200.	75	14929	No
26	GOM_NL__2PRFIN20050107_010728_000000382033_00346_14929_8038.N1	07-JAN-2005 01:07:28	Bright	37.500	114	3lot Aur	2.6930	4600.0	75	14929	No
27	GOM_NL__2PRFIN20050107_011006_000000352033_00346_14929_8039.N1	07-JAN-2005 01:10:06	Bright	35.000	149	45Eps Per	2.8880	30000.	70	14929	No
28	GOM_NL__2PRFIN20050107_011224_000000352033_00346_14929_8040.N1	07-JAN-2005 01:12:24	Bright	35.000	175	39Del Per	3.0100	19400.	70	14929	No
29	GOM_NL__2PRFIN20050107_011439_000000382033_00346_14929_8041.N1	07-JAN-2005 01:14:39	Bright	37.500	160	23Gam Per	2.9300	4700.0	75	14929	No
30	GOM_NL__2PRFIN20050107_012313_000000362033_00346_14929_8042.N1	07-JAN-2005 01:23:13	Bright	35.500	49	1Alp UMi	1.9900	6300.0	71	14929	No
31	GOM_NL__2PRFIN20050107_012504_000000502033_00346_14929_8043.N1	07-JAN-2005 01:25:04	Bright	50.000	36	50Alp UMa	1.8000	6300.0	100	14929	No
32	GOM_NL__2PRFIN20050107_012729_000000392033_00346_14929_8044.N1	07-JAN-2005 01:27:29	Bright	39.000	60	7Bet UMi	2.0810	3950.0	78	14929	No
33	GOM_NL__2PRFIN20050107_012902_000000582033_00346_14929_8045.N1	07-JAN-2005 01:29:02	Bright	58.000	87	64Gam UMa	2.4330	11000.	116	14929	No
34	GOM_NL__2PRFIN20050107_013133_000000372033_00346_14929_8046.N1	07-JAN-2005 01:31:33	Bright	36.500	119	14Eta Dra	2.7270	4700.0	73	14929	No
35	GOM_NL__2PRFIN20050107_013352_000000342033_00346_14929_8047.N1	07-JAN-2005 01:33:52	Bright	33.500	130	23Bet Dra	2.7990	5800.0	67	14929	No
36	GOM_NL__2PRFIN20050107_013811_000000722033_00346_14929_8048.N1	07-JAN-2005 01:38:11	Bright	72.000	152	12Alp2CVn	2.8900	11000.	144	14929	No
37	GOM_NL__2PRFIN20050107_014243_000000672033_00346_14929_8049.N1	07-JAN-2005 01:42:43	Bright	67.000	83		2.3780	11000.	134	14929	No
38	GOM_NL__2PRFIN20050107_014452_000000342033_00346_14929_8050.N1	07-JAN-2005 01:44:52	Bright	34.000	59	55Alp Oph	2.0800	8900.0	68	14929	No
39	GOM_NL__2PRFIN20050107_014732_000000672033_00346_14929_8051.N1	07-JAN-2005 01:47:32	Bright	67.000	111	8Eta Boo	2.6800	6000.0	134	14929	No
40	GOM_NL__2PRFIN20050107_015024_000000532033_00346_14929_8052.N1	07-JAN-2005 01:50:24	Bright	52.500	120	1Del Oph	2.7340	3200.0	105	14929	No
41	GOM_NL__2PRFIN20050107_015329_000000442033_00346_14929_8053.N1	07-JAN-2005 01:53:29	Bright	44.000	104	27Bet Lib	2.6140	13100.	88	14929	No
42	GOM_NL__2PRFIN20050107_015551_000000412033_00346_14929_8054.N1	07-JAN-2005 01:55:51	Tw_i_and_stray	41.000	80	7Del Sco	2.3160	30000.	82	14929	No

43	GOM_NL__2PRFIN20050107_020113_000000832033_00346_14929_8055.N1	07-JAN-2005 02:01:13	Dark	82.500	15	67Alp Vir	0.97600	28000.	165	14929	No
44	GOM_NL__2PRFIN20050107_020418_000000402033_00346_14929_8056.N1	07-JAN-2005 02:04:18	Dark	39.500	78	Alp Lup	2.3040	28000.	79	14929	No
45	GOM_NL__2PRFIN20050107_021021_000000432033_00347_14930_7532.N1	07-JAN-2005 02:10:21	Dark	43.000	20	Bet Cru	1.2530	30000.	86	14930	No
46	GOM_NL__2PRFIN20050107_021440_000000412033_00347_14930_7533.N1	07-JAN-2005 02:14:40	Dark	41.000	124	The Car	2.7640	30000.	82	14930	No
47	GOM_NL__2PRFIN20050107_021622_000000482033_00347_14930_7534.N1	07-JAN-2005 02:16:22	Dark	47.500	29	Bet Car	1.6720	10200.	95	14930	No
48	GOM_NL__2PRFIN20050107_021800_000000512033_00347_14930_7535.N1	07-JAN-2005 02:18:00	Dark	50.500	71	lot Car	2.2460	7700.0	101	14930	No
49	GOM_NL__2PRFIN20050107_021927_000000552033_00347_14930_7536.N1	07-JAN-2005 02:19:27	Dark	54.500	41	Eps Car	1.8600	4100.0	109	14930	No
50	GOM_NL__2PRFIN20050107_022324_000000452033_00347_14930_7537.N1	07-JAN-2005 02:23:24	Dark	45.000	2	Alp Car	-0.73600	7000.0	90	14930	No
51	GOM_NL__2PRFIN20050107_022454_000000472033_00347_14930_7538.N1	07-JAN-2005 02:24:54	Dark	46.500	70	Zet Pup	2.2460	39000.	93	14930	No
52	GOM_NL__2PRFIN20050107_022646_000000452033_00347_14930_7539.N1	07-JAN-2005 02:26:46	Dark	45.000	117	Pi Pup	2.7060	3800.0	90	14930	No
53	GOM_NL__2PRFIN20050107_022927_000000472033_00347_14930_7540.N1	07-JAN-2005 02:29:27	Straylight	47.000	23	21Eps CMa	1.5020	26000.	94	14930	No
54	GOM_NL__2PRFIN20050107_023056_000000452033_00347_14930_7541.N1	07-JAN-2005 02:30:56	Straylight	44.500	179	24Omi2CMa	3.0320	24000.	89	14930	No
55	GOM_NL__2PRFIN20050107_023314_000000502033_00347_14930_7542.N1	07-JAN-2005 02:33:14	Straylight	50.000	1	9Alp CMa	-1.4400	11000.	100	14930	No
56	GOM_NL__2PRFIN20050107_023624_000000512033_00347_14930_7543.N1	07-JAN-2005 02:36:24	Straylight	51.000	7	19Bet Ori	0.10000	14000.	102	14930	No
57	GOM_NL__2PRFIN20050107_023810_000000472033_00347_14930_7544.N1	07-JAN-2005 02:38:10	Straylight	46.500	30	46Eps Ori	1.6940	30000.	93	14930	No
58	GOM_NL__2PRFIN20050107_024053_000000692033_00347_14930_7545.N1	07-JAN-2005 02:40:53	Tw_i_and_stray	68.500	8	10Alp CMI	0.40000	6500.0	137	14930	No
59	GOM_NL__2PRFIN20050107_024326_000000502033_00347_14930_7546.N1	07-JAN-2005 02:43:26	Tw_i_and_stray	50.000	44	24Gam Gem	1.9280	11000.	100	14930	No
60	GOM_NL__2PRFIN20050107_024506_000000482033_00347_14930_7547.N1	07-JAN-2005 02:45:06	Bright	47.500	151	13Mu Gem	2.8900	3000.0	95	14930	No
61	GOM_NL__2PRFIN20050107_024638_000000392033_00347_14930_7548.N1	07-JAN-2005 02:46:38	Bright	39.000	28	12Bet Tau	1.6500	15200.	78	14930	No
62	GOM_NL__2PRFIN20050107_024800_000000412033_00347_14930_7549.N1	07-JAN-2005 02:48:00	Bright	41.000	114	3lot Aur	2.6930	4600.0	82	14930	No
63	GOM_NL__2PRFIN20050107_025040_000000372033_00347_14930_7550.N1	07-JAN-2005 02:50:40	Bright	37.000	149	45Eps Per	2.8880	30000.	74	14930	No
64	GOM_NL__2PRFIN20050107_025300_000000372033_00347_14930_7551.N1	07-JAN-2005 02:53:00	Bright	36.500	175	39Del Per	3.0100	19400.	73	14930	No
65	GOM_NL__2PRFIN20050107_025514_000000372033_00347_14930_7552.N1	07-JAN-2005 02:55:14	Bright	37.000	160	23Gam Per	2.9300	4700.0	74	14930	No
66	GOM_NL__2PRFIN20050107_130724_000000372033_00353_14936_7546.N1	07-JAN-2005 13:07:24	Bright	37.000	49	1Alp UMi	1.9900	6300.0	74	14936	No
67	GOM_NL__2PRFIN20050107_130911_000000502033_00353_14936_7547.N1	07-JAN-2005 13:09:11	Bright	49.500	36	50Alp UMa	1.8000	6300.0	99	14936	No
68	GOM_NL__2PRFIN20050107_131545_000000392033_00353_14936_7548.N1	07-JAN-2005 13:15:45	Bright	38.500	119	14Eta Dra	2.7270	4700.0	77	14936	No
69	GOM_NL__2PRFIN20050107_131804_000000342033_00353_14936_7549.N1	07-JAN-2005 13:18:04	Bright	34.000	130	23Bet Dra	2.7990	5800.0	68	14936	No
70	GOM_NL__2PRFIN20050107_132223_000000732033_00353_14936_7550.N1	07-JAN-2005 13:22:23	Bright	73.000	152	12Alp2CVn	2.8900	11000.	146	14936	No
71	GOM_NL__2PRFIN20050107_132656_000000672033_00353_14936_7551.N1	07-JAN-2005 13:26:56	Bright	67.000	83		2.3780	11000.	134	14936	No
72	GOM_NL__2PRFIN20050107_132903_000000352033_00353_14936_7552.N1	07-JAN-2005 13:29:03	Bright	35.000	59	55Alp Oph	2.0800	8900.0	70	14936	No
73	GOM_NL__2PRFIN20050107_133149_000000722033_00353_14936_7553.N1	07-JAN-2005 13:31:49	Bright	72.000	111	8Eta Boo	2.6800	6000.0	144	14936	No
74	GOM_NL__2PRFIN20050107_133437_000000532033_00353_14936_7554.N1	07-JAN-2005 13:34:37	Bright	53.000	120	1Del Oph	2.7340	3200.0	106	14936	No
75	GOM_NL__2PRFIN20050107_133745_000000452033_00353_14936_7555.N1	07-JAN-2005 13:37:45	Bright	44.500	104	27Bet Lib	2.6140	13100.	89	14936	No
76	GOM_NL__2PRFIN20050107_134005_000000422033_00353_14936_7556.N1	07-JAN-2005 13:40:05	Tw_i_and_stray	41.500	80	7Del Sco	2.3160	30000.	83	14936	No
77	GOM_NL__2PRFIN20050107_134537_000000882033_00353_14936_7557.N1	07-JAN-2005 13:45:37	Dark	88.000	15	67Alp Vir	0.97600	28000.	176	14936	No
78	GOM_NL__2PRFIN20050107_134833_000000412033_00353_14936_7558.N1	07-JAN-2005 13:48:33	Dark	41.000	78	Alp Lup	2.3040	28000.	82	14936	No
79	GOM_NL__2PRFIN20050107_135129_000000532033_00354_14937_7547.N1	07-JAN-2005 13:51:29	Dark	53.000	4	Alp1Cen	-0.010000	5800.0	106	14937	No
80	GOM_NL__2PRFIN20050107_135438_000000432033_00354_14937_7548.N1	07-JAN-2005 13:54:38	Dark	42.500	20	Bet Cru	1.2530	30000.	85	14937	No
81	GOM_NL__2PRFIN20050107_135857_000000402033_00354_14937_7549.N1	07-JAN-2005 13:58:57	Dark	39.500	124	The Car	2.7640	30000.	79	14937	No
82	GOM_NL__2PRFIN20050107_140038_000000392033_00354_14937_7550.N1	07-JAN-2005 14:00:38	Dark	38.500	29	Bet Car	1.6720	10200.	77	14937	No
83	GOM_NL__2PRFIN20050107_140217_000000432033_00354_14937_7551.N1	07-JAN-2005 14:02:17	Dark	43.000	71	lot Car	2.2460	7700.0	86	14937	No
84	GOM_NL__2PRFIN20050107_140343_000000522033_00354_14937_7552.N1	07-JAN-2005 14:03:43	Dark	51.500	41	Eps Car	1.8600	4100.0	103	14937	No
85	GOM_NL__2PRFIN20050107_140739_000000472033_00354_14937_7553.N1	07-JAN-2005 14:07:39	Dark	47.000	2	Alp Car	-0.73600	7000.0	94	14937	No
86	GOM_NL__2PRFIN20050107_140910_000000432033_00354_14937_7554.N1	07-JAN-2005 14:09:10	Dark	43.000	70	Zet Pup	2.2460	39000.	86	14937	No
87	GOM_NL__2PRFIN20050107_141101_000000482033_00354_14937_7555.N1	07-JAN-2005 14:11:01	Straylight	48.000	117	Pi Pup	2.7060	3800.0	96	14937	No
88	GOM_NL__2PRFIN20050107_141342_000000442033_00354_14937_7556.N1	07-JAN-2005 14:13:42	Straylight	43.500	23	21Eps CMa	1.5020	26000.	87	14937	No
89	GOM_NL__2PRFIN20050107_144800_000000352033_00354_14937_7557.N1	07-JAN-2005 14:48:00	Bright	35.000	49	1Alp UMi	1.9900	6300.0	70	14937	No
90	GOM_NL__2PRFIN20050107_144947_000000502033_00354_14937_7558.N1	07-JAN-2005 14:49:47	Bright	49.500	36	50Alp UMa	1.8000	6300.0	99	14937	No
91	GOM_NL__2PRFIN20050107_145621_000000382033_00354_14937_7559.N1	07-JAN-2005 14:56:21	Bright	37.500	119	14Eta Dra	2.7270	4700.0	75	14937	No
92	GOM_NL__2PRFIN20050107_145840_000000352033_00354_14937_7560.N1	07-JAN-2005 14:58:40	Bright	35.000	130	23Bet Dra	2.7990	5800.0	70	14937	No
93	GOM_NL__2PRFIN20050107_150259_000000712033_00354_14937_7561.N1	07-JAN-2005 15:02:59	Bright	70.500	152	12Alp2CVn	2.8900	11000.	141	14937	No
94	GOM_NL__2PRFIN20050107_150732_000000512033_00354_14937_7562.N1	07-JAN-2005 15:07:32	Bright	50.500	83		2.3780	11000.	101	14937	No
95	GOM_NL__2PRFIN20050107_150939_000000352033_00354_14937_7563.N1	07-JAN-2005 15:09:39	Bright	35.000	59	55Alp Oph	2.0800	8900.0	70	14937	No
96	GOM_NL__2PRFIN20050107_151226_000000692033_00354_14937_7564.N1	07-JAN-2005 15:12:26	Bright	69.000	111	8Eta Boo	2.6800	6000.0	138	14937	No
97	GOM_NL__2PRFIN20050107_151513_000000382033_00354_14937_7565.N1	07-JAN-2005 15:15:13	Bright	37.500	120	1Del Oph	2.7340	3200.0	75	14937	No
98	GOM_NL__2PRFIN20050107_151821_000000462033_00354_14937_7566.N1	07-JAN-2005 15:18:21	Bright	45.500	104	27Bet Lib	2.6140	13100.	91	14937	No
99	GOM_NL__2PRFIN20050107_152041_000000462033_00354_14937_7567.N1	07-JAN-2005 15:20:41	Tw_i_and_stray	45.500	80	7Del Sco	2.3160	30000.	91	14937	No
100	GOM_NL__2PRFIN20050107_152615_000000892033_00354_14937_7568.N1	07-JAN-2005 15:26:15	Dark	88.500	15	67Alp Vir	0.97600	28000.	177	14937	No
101	GOM_NL__2PRFIN20050107_152909_000000402033_00354_14937_7569.N1	07-JAN-2005 15:29:09	Dark	40.000	78	Alp Lup	2.3040	28000.	80	14937	No

102	GOM_NL__2PRFIN20050107_153205_000000502033_00355_14938_7560.N1	07-JAN-2005 15:32:05	Dark	50.000	4	Alp1Cen	-0.010000	5800.0	100	14938	No
103	GOM_NL__2PRFIN20050107_153515_000000422033_00355_14938_7561.N1	07-JAN-2005 15:35:15	Dark	41.500	20	Bet Cru	1.2530	30000.	83	14938	No
104	GOM_NL__2PRFIN20050107_153933_000000392033_00355_14938_7562.N1	07-JAN-2005 15:39:33	Dark	39.000	124	The Car	2.7640	30000.	78	14938	No
105	GOM_NL__2PRFIN20050107_154114_000000412033_00355_14938_7563.N1	07-JAN-2005 15:41:14	Dark	41.000	29	Bet Car	1.6720	10200.	82	14938	No
106	GOM_NL__2PRFIN20050107_154253_000000432033_00355_14938_7564.N1	07-JAN-2005 15:42:53	Dark	43.000	71	lot Car	2.2460	7700.0	86	14938	No
107	GOM_NL__2PRFIN20050107_154419_000000542033_00355_14938_7565.N1	07-JAN-2005 15:44:19	Dark	54.000	41	Eps Car	1.8600	4100.0	108	14938	No
108	GOM_NL__2PRFIN20050107_154815_000000482033_00355_14938_7566.N1	07-JAN-2005 15:48:15	Dark	48.000	2	Alp Car	-0.73600	7000.0	96	14938	No
109	GOM_NL__2PRFIN20050107_154946_000000442033_00355_14938_7567.N1	07-JAN-2005 15:49:46	Dark	44.000	70	Zet Pup	2.2460	39000.	88	14938	No
110	GOM_NL__2PRFIN20050107_155138_000000462033_00355_14938_7568.N1	07-JAN-2005 15:51:38	Dark	46.000	117	Pi Pup	2.7060	3800.0	92	14938	No
111	GOM_NL__2PRFIN20050107_155418_000000462033_00355_14938_7569.N1	07-JAN-2005 15:54:18	Straylight	45.500	23	21Eps CMa	1.5020	26000.	91	14938	No
112	GOM_NL__2PRFIN20050107_155546_000000442033_00355_14938_7570.N1	07-JAN-2005 15:55:46	Straylight	43.500	179	24Omi2CMa	3.0320	24000.	87	14938	No
113	GOM_NL__2PRFIN20050107_155805_000000502033_00355_14938_7571.N1	07-JAN-2005 15:58:05	Straylight	50.000	1	9Alp CMa	-1.4400	11000.	100	14938	No
114	GOM_NL__2PRFIN20050107_160116_000000442033_00355_14938_7572.N1	07-JAN-2005 16:01:16	Straylight	43.500	7	19Bet Ori	0.10000	14000.	87	14938	No
115	GOM_NL__2PRFIN20050107_160301_000000442033_00355_14938_7573.N1	07-JAN-2005 16:03:01	Straylight	44.000	30	46Eps Ori	1.6940	30000.	88	14938	No
116	GOM_NL__2PRFIN20050107_160520_000000532033_00355_14938_7574.N1	07-JAN-2005 16:05:20	Tw_i_and_stray	53.000	14	58Alp Ori	0.87000	3000.0	106	14938	No
117	GOM_NL__2PRFIN20050107_160814_000000492033_00355_14938_7575.N1	07-JAN-2005 16:08:14	Tw_i_and_stray	48.500	44	24Gam Gem	1.9280	11000.	97	14938	No
118	GOM_NL__2PRFIN20050107_160952_000000492033_00355_14938_7576.N1	07-JAN-2005 16:09:52	Bright	48.500	151	13Mu Gem	2.8900	3000.0	97	14938	No
119	GOM_NL__2PRFIN20050107_161124_000000422033_00355_14938_7577.N1	07-JAN-2005 16:11:24	Bright	42.000	28	12Bet Tau	1.6500	15200.	84	14938	No
120	GOM_NL__2PRFIN20050107_161251_000000382033_00355_14938_7578.N1	07-JAN-2005 16:12:51	Bright	38.000	114	3lot Aur	2.6930	4600.0	76	14938	No
121	GOM_NL__2PRFIN20050107_161530_000000372033_00355_14938_7579.N1	07-JAN-2005 16:15:30	Bright	37.000	149	45Eps Per	2.8880	30000.	74	14938	No
122	GOM_NL__2PRFIN20050107_161749_000000382033_00355_14938_7580.N1	07-JAN-2005 16:17:49	Bright	37.500	175	39Del Per	3.0100	19400.	75	14938	No
123	GOM_NL__2PRFIN20050107_162004_000000402033_00355_14938_7581.N1	07-JAN-2005 16:20:04	Bright	39.500	160	23Gam Per	2.9300	4700.0	79	14938	No
124	GOM_NL__2PRFIN20050107_162836_000000372033_00355_14938_7582.N1	07-JAN-2005 16:28:36	Bright	36.500	49	1Alp UMi	1.9900	6300.0	73	14938	No
125	GOM_NL__2PRFIN20050107_163022_000000512033_00355_14938_7583.N1	07-JAN-2005 16:30:22	Bright	50.500	36	50Alp UMa	1.8000	6300.0	101	14938	No
126	GOM_NL__2PRFIN20050107_163657_000000382033_00355_14938_7584.N1	07-JAN-2005 16:36:57	Bright	37.500	119	14Eta Dra	2.7270	4700.0	75	14938	No
127	GOM_NL__2PRFIN20050107_163917_000000362033_00355_14938_7585.N1	07-JAN-2005 16:39:17	Bright	36.000	130	23Bet Dra	2.7990	5800.0	72	14938	No
128	GOM_NL__2PRFIN20050107_164335_000000712033_00355_14938_7586.N1	07-JAN-2005 16:43:35	Bright	70.500	152	12Alp2CVn	2.8900	11000.	141	14938	No
129	GOM_NL__2PRFIN20050107_164808_000000672033_00355_14938_7587.N1	07-JAN-2005 16:48:08	Bright	67.000	83		2.3780	11000.	134	14938	No
130	GOM_NL__2PRFIN20050107_165015_000000362033_00355_14938_7588.N1	07-JAN-2005 16:50:15	Bright	35.500	59	55Alp Oph	2.0800	8900.0	71	14938	No
131	GOM_NL__2PRFIN20050107_165303_000000722033_00355_14938_7589.N1	07-JAN-2005 16:53:03	Bright	71.500	111	8Eta Boo	2.6800	6000.0	143	14938	No
132	GOM_NL__2PRFIN20050107_165549_000000382033_00355_14938_7590.N1	07-JAN-2005 16:55:49	Bright	38.000	120	1Del Oph	2.7340	3200.0	76	14938	No
133	GOM_NL__2PRFIN20050107_165857_000000492033_00355_14938_7591.N1	07-JAN-2005 16:58:57	Bright	49.000	104	27Bet Lib	2.6140	13100.	98	14938	No
134	GOM_NL__2PRFIN20050107_170117_000000452033_00355_14938_7592.N1	07-JAN-2005 17:01:17	Tw_i_and_stray	45.000	80	7Del Sco	2.3160	30000.	90	14938	No
135	GOM_NL__2PRFIN20050107_170653_000000962033_00355_14938_7593.N1	07-JAN-2005 17:06:53	Dark	96.000	15	67Alp Vir	0.97600	28000.	192	14938	No
136	GOM_NL__2PRFIN20050107_170946_000000412033_00355_14938_7594.N1	07-JAN-2005 17:09:46	Dark	40.500	78	Alp Lup	2.3040	28000.	81	14938	No
137	GOM_NL__2PRFIN20050107_171241_000000532033_00356_14939_7548.N1	07-JAN-2005 17:12:41	Dark	53.000	4	Alp1Cen	-0.010000	5800.0	106	14939	No
138	GOM_NL__2PRFIN20050107_171551_000000422033_00356_14939_7549.N1	07-JAN-2005 17:15:51	Dark	42.000	20	Bet Cru	1.2530	30000.	84	14939	No
139	GOM_NL__2PRFIN20050107_172010_000000402033_00356_14939_7550.N1	07-JAN-2005 17:20:10	Dark	39.500	124	The Car	2.7640	30000.	79	14939	No
140	GOM_NL__2PRFIN20050107_172151_000000382033_00356_14939_7551.N1	07-JAN-2005 17:21:51	Dark	38.000	29	Bet Car	1.6720	10200.	76	14939	No
141	GOM_NL__2PRFIN20050107_172330_000000442033_00356_14939_7552.N1	07-JAN-2005 17:23:30	Dark	43.500	71	lot Car	2.2460	7700.0	87	14939	No
142	GOM_NL__2PRFIN20050107_172456_000000522033_00356_14939_7553.N1	07-JAN-2005 17:24:56	Dark	52.000	41	Eps Car	1.8600	4100.0	104	14939	No
143	GOM_NL__2PRFIN20050107_172851_000000522033_00356_14939_7554.N1	07-JAN-2005 17:28:51	Dark	52.000	2	Alp Car	-0.73600	7000.0	104	14939	No
144	GOM_NL__2PRFIN20050107_173023_000000452033_00356_14939_7555.N1	07-JAN-2005 17:30:23	Dark	45.000	70	Zet Pup	2.2460	39000.	90	14939	No
145	GOM_NL__2PRFIN20050107_173214_000000452033_00356_14939_7556.N1	07-JAN-2005 17:32:14	Dark	45.000	117	Pi Pup	2.7060	3800.0	90	14939	No
146	GOM_NL__2PRFIN20050107_173453_000000482033_00356_14939_7557.N1	07-JAN-2005 17:34:53	Straylight	47.500	23	21Eps CMa	1.5020	26000.	95	14939	No
147	GOM_NL__2PRFIN20050107_173622_000000452033_00356_14939_7558.N1	07-JAN-2005 17:36:22	Straylight	44.500	179	24Omi2CMa	3.0320	24000.	89	14939	No
148	GOM_NL__2PRFIN20050107_173841_000000542033_00356_14939_7559.N1	07-JAN-2005 17:38:41	Straylight	53.500	1	9Alp CMa	-1.4400	11000.	107	14939	No
149	GOM_NL__2PRFIN20050107_174152_000000472033_00356_14939_7560.N1	07-JAN-2005 17:41:52	Straylight	46.500	7	19Bet Ori	0.10000	14000.	93	14939	No
150	GOM_NL__2PRFIN20050107_174336_000000442033_00356_14939_7561.N1	07-JAN-2005 17:43:36	Straylight	44.000	30	46Eps Ori	1.6940	30000.	88	14939	No
151	GOM_NL__2PRFIN20050107_174556_000000532033_00356_14939_7562.N1	07-JAN-2005 17:45:56	Tw_i_and_stray	53.000	14	58Alp Ori	0.87000	3000.0	106	14939	No
152	GOM_NL__2PRFIN20050107_174850_000000492033_00356_14939_7563.N1	07-JAN-2005 17:48:50	Tw_i_and_stray	49.000	44	24Gam Gem	1.9280	11000.	98	14939	No
153	GOM_NL__2PRFIN20050107_175030_000000472033_00356_14939_7564.N1	07-JAN-2005 17:50:30	Bright	46.500	151	13Mu Gem	2.8900	3000.0	93	14939	No
154	GOM_NL__2PRFIN20050107_175200_000000412033_00356_14939_7565.N1	07-JAN-2005 17:52:00	Bright	41.000	28	12Bet Tau	1.6500	15200.	82	14939	No
155	GOM_NL__2PRFIN20050107_175327_000000382033_00356_14939_7566.N1	07-JAN-2005 17:53:27	Bright	38.000	114	3lot Aur	2.6930	4600.0	76	14939	No
156	GOM_NL__2PRFIN20050107_175607_000000392033_00356_14939_7567.N1	07-JAN-2005 17:56:07	Bright	38.500	149	45Eps Per	2.8880	30000.	77	14939	No
157	GOM_NL__2PRFIN20050107_180040_000000392033_00356_14939_7568.N1	07-JAN-2005 18:00:40	Bright	39.000	160	23Gam Per	2.9300	4700.0	78	14939	No
158	GOM_NL__2PRFIN20050107_180912_000000372033_00356_14939_7569.N1	07-JAN-2005 18:09:12	Bright	37.000	49	1Alp UMi	1.9900	6300.0	74	14939	No
159	GOM_NL__2PRFIN20050107_181057_000000492033_00356_14939_7570.N1	07-JAN-2005 18:10:57	Bright	49.000	36	50Alp UMa	1.8000	6300.0	98	14939	No
160	GOM_NL__2PRFIN20050107_181733_000000382033_00356_14939_7571.N1	07-JAN-2005 18:17:33	Bright	38.000	119	14Eta Dra	2.7270	4700.0	76	14939	No



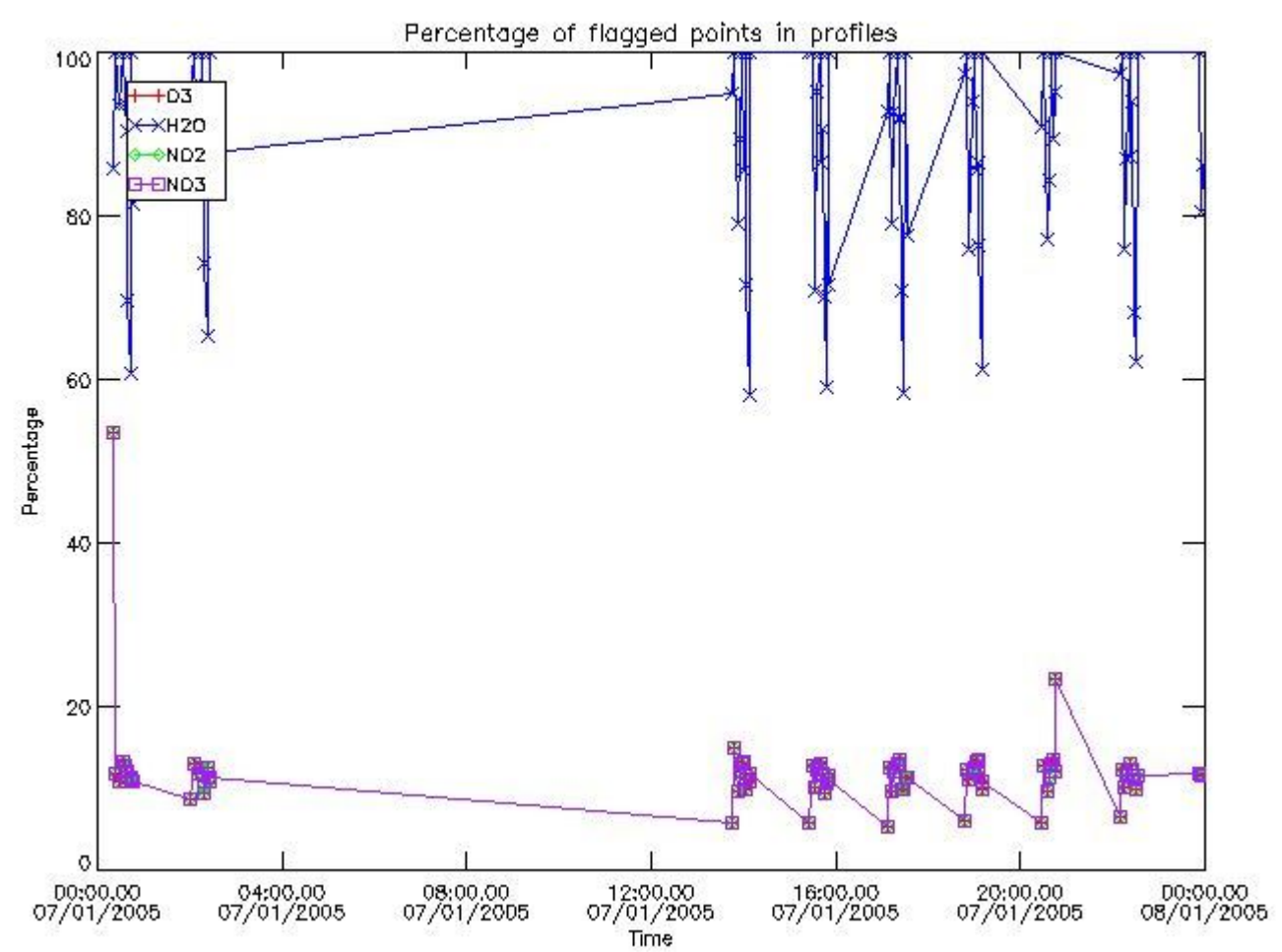
161	GOM_NL__2PRFIN20050107_181953_000000372033_00356_14939_7572.N1	07-JAN-2005 18:19:53	Bright	36.500	130	23Bet Dra	2.7990	5800.0	73	14939	No
162	GOM_NL__2PRFIN20050107_182410_000000712033_00356_14939_7573.N1	07-JAN-2005 18:24:10	Bright	71.000	152	12Alp2CVn	2.8900	11000.	142	14939	No
163	GOM_NL__2PRFIN20050107_182845_000000672033_00356_14939_7574.N1	07-JAN-2005 18:28:45	Bright	67.000	83		2.3780	11000.	134	14939	No
164	GOM_NL__2PRFIN20050107_183051_000000362033_00356_14939_7575.N1	07-JAN-2005 18:30:51	Bright	35.500	59	55Alp Oph	2.0800	8900.0	71	14939	No
165	GOM_NL__2PRFIN20050107_183340_000000712033_00356_14939_7576.N1	07-JAN-2005 18:33:40	Bright	71.000	111	8Eta Boo	2.6800	6000.0	142	14939	No
166	GOM_NL__2PRFIN20050107_183626_000000532033_00356_14939_7577.N1	07-JAN-2005 18:36:26	Bright	53.000	120	1Del Oph	2.7340	3200.0	106	14939	No
167	GOM_NL__2PRFIN20050107_183934_000000492033_00356_14939_7578.N1	07-JAN-2005 18:39:34	Bright	48.500	104	27Bet Lib	2.6140	13100.	97	14939	No
168	GOM_NL__2PRFIN20050107_184154_000000472033_00356_14939_7579.N1	07-JAN-2005 18:41:54	Tw_i_and_stray	46.500	80	7Del Sco	2.3160	30000.	93	14939	No
169	GOM_NL__2PRFIN20050107_184731_000000952033_00356_14939_7580.N1	07-JAN-2005 18:47:31	Dark	95.000	15	67Alp Vir	0.97600	28000.	190	14939	No
170	GOM_NL__2PRFIN20050107_185022_000000422033_00356_14939_7581.N1	07-JAN-2005 18:50:22	Dark	41.500	78	Alp Lup	2.3040	28000.	83	14939	No
171	GOM_NL__2PRFIN20050107_185318_000000462033_00357_14940_7548.N1	07-JAN-2005 18:53:18	Dark	46.000	4	Alp1Cen	-0.010000	5800.0	92	14940	No
172	GOM_NL__2PRFIN20050107_185627_000000422033_00357_14940_7549.N1	07-JAN-2005 18:56:27	Dark	42.000	20	Bet Cru	1.2530	30000.	84	14940	No
173	GOM_NL__2PRFIN20050107_190047_000000412033_00357_14940_7550.N1	07-JAN-2005 19:00:47	Dark	40.500	124	The Car	2.7640	30000.	81	14940	No
174	GOM_NL__2PRFIN20050107_190227_000000392033_00357_14940_7551.N1	07-JAN-2005 19:02:27	Dark	38.500	29	Bet Car	1.6720	10200.	77	14940	No
175	GOM_NL__2PRFIN20050107_190406_000000422033_00357_14940_7552.N1	07-JAN-2005 19:04:06	Dark	41.500	71	lot Car	2.2460	7700.0	83	14940	No
176	GOM_NL__2PRFIN20050107_190532_000000432033_00357_14940_7553.N1	07-JAN-2005 19:05:32	Dark	42.500	41	Eps Car	1.8600	4100.0	85	14940	No
177	GOM_NL__2PRFIN20050107_190927_000000522033_00357_14940_7554.N1	07-JAN-2005 19:09:27	Dark	52.000	2	Alp Car	-0.73600	7000.0	104	14940	No
178	GOM_NL__2PRFIN20050107_191059_000000472033_00357_14940_7555.N1	07-JAN-2005 19:10:59	Dark	46.500	70	Zet Pup	2.2460	39000.	93	14940	No
179	GOM_NL__2PRFIN20050107_191250_000000492033_00357_14940_7556.N1	07-JAN-2005 19:12:50	Straylight	48.500	117	Pi Pup	2.7060	3800.0	97	14940	No
180	GOM_NL__2PRFIN20050107_191530_000000472033_00357_14940_7557.N1	07-JAN-2005 19:15:30	Straylight	46.500	23	21Eps CMa	1.5020	26000.	93	14940	No
181	GOM_NL__2PRFIN20050107_191658_000000452033_00357_14940_7558.N1	07-JAN-2005 19:16:58	Straylight	45.000	179	24Omi2CMa	3.0320	24000.	90	14940	No
182	GOM_NL__2PRFIN20050107_191918_000000482033_00357_14940_7559.N1	07-JAN-2005 19:19:18	Straylight	47.500	1	9Alp CMa	-1.4400	11000.	95	14940	No
183	GOM_NL__2PRFIN20050107_192228_000000452033_00357_14940_7560.N1	07-JAN-2005 19:22:28	Straylight	44.500	7	19Bet Ori	0.10000	14000.	89	14940	No
184	GOM_NL__2PRFIN20050107_192413_000000442033_00357_14940_7561.N1	07-JAN-2005 19:24:13	Straylight	44.000	30	46Eps Ori	1.6940	30000.	88	14940	No
185	GOM_NL__2PRFIN20050107_192649_000000622033_00357_14940_7562.N1	07-JAN-2005 19:26:49	Tw_i_and_stray	62.000	8	10Alp CMi	0.40000	6500.0	124	14940	No
186	GOM_NL__2PRFIN20050107_192925_000000472033_00357_14940_7563.N1	07-JAN-2005 19:29:25	Tw_i_and_stray	47.000	44	24Gam Gem	1.9280	11000.	94	14940	No
187	GOM_NL__2PRFIN20050107_193106_000000462033_00357_14940_7564.N1	07-JAN-2005 19:31:06	Bright	45.500	151	13Mu Gem	2.8900	3000.0	91	14940	No
188	GOM_NL__2PRFIN20050107_193238_000000412033_00357_14940_7565.N1	07-JAN-2005 19:32:38	Bright	40.500	28	12Bet Tau	1.6500	15200.	81	14940	No
189	GOM_NL__2PRFIN20050107_193404_000000382033_00357_14940_7566.N1	07-JAN-2005 19:34:04	Bright	38.000	114	3lot Aur	2.6930	4600.0	76	14940	No
190	GOM_NL__2PRFIN20050107_193543_000000482033_00357_14940_7567.N1	07-JAN-2005 19:35:43	Bright	48.000	24	66Alp Gem	1.5800	10200.	96	14940	No
191	GOM_NL__2PRFIN20050107_193725_000000382033_00357_14940_7568.N1	07-JAN-2005 19:37:25	Bright	38.000	42	34Bet Aur	1.9000	10200.	76	14940	No
192	GOM_NL__2PRFIN20050107_193902_000000382033_00357_14940_7569.N1	07-JAN-2005 19:39:02	Bright	37.500	175	39Del Per	3.0100	19400.	75	14940	No
193	GOM_NL__2PRFIN20050107_194117_000000382033_00357_14940_7570.N1	07-JAN-2005 19:41:17	Bright	38.000	160	23Gam Per	2.9300	4700.0	76	14940	No
194	GOM_NL__2PRFIN20050107_194948_000000372033_00357_14940_7571.N1	07-JAN-2005 19:49:48	Bright	36.500	49	1Alp UMi	1.9900	6300.0	73	14940	No
195	GOM_NL__2PRFIN20050107_195133_000000452033_00357_14940_7572.N1	07-JAN-2005 19:51:33	Bright	45.000	36	50Alp UMa	1.8000	6300.0	90	14940	No
196	GOM_NL__2PRFIN20050107_195403_000000352033_00357_14940_7573.N1	07-JAN-2005 19:54:03	Bright	35.000	60	7Bet UMi	2.0810	3950.0	70	14940	No
197	GOM_NL__2PRFIN20050107_195710_000000512033_00357_14940_7574.N1	07-JAN-2005 19:57:10	Bright	50.500	32	77Eps UMa	1.7630	11000.	101	14940	No
198	GOM_NL__2PRFIN20050107_200029_000000352033_00357_14940_7575.N1	07-JAN-2005 20:00:29	Bright	34.500	130	23Bet Dra	2.7990	5800.0	69	14940	No
199	GOM_NL__2PRFIN20050107_200446_000000722033_00357_14940_7576.N1	07-JAN-2005 20:04:46	Bright	72.000	152	12Alp2CVn	2.8900	11000.	144	14940	No
200	GOM_NL__2PRFIN20050107_200921_000000512033_00357_14940_7577.N1	07-JAN-2005 20:09:21	Bright	51.000	83		2.3780	11000.	102	14940	No
201	GOM_NL__2PRFIN20050107_201128_000000362033_00357_14940_7578.N1	07-JAN-2005 20:11:28	Bright	35.500	59	55Alp Oph	2.0800	8900.0	71	14940	No
202	GOM_NL__2PRFIN20050107_201417_000000692033_00357_14940_7579.N1	07-JAN-2005 20:14:17	Bright	68.500	111	8Eta Boo	2.6800	6000.0	137	14940	No
203	GOM_NL__2PRFIN20050107_201702_000000392033_00357_14940_7580.N1	07-JAN-2005 20:17:02	Bright	38.500	120	1Del Oph	2.7340	3200.0	77	14940	No
204	GOM_NL__2PRFIN20050107_202011_000000452033_00357_14940_7581.N1	07-JAN-2005 20:20:11	Bright	45.000	104	27Bet Lib	2.6140	13100.	90	14940	No
205	GOM_NL__2PRFIN20050107_202230_000000462033_00357_14940_7582.N1	07-JAN-2005 20:22:30	Tw_i_and_stray	46.000	80	7Del Sco	2.3160	30000.	92	14940	No
206	GOM_NL__2PRFIN20050107_202809_000000882033_00357_14940_7583.N1	07-JAN-2005 20:28:09	Dark	87.500	15	67Alp Vir	0.97600	28000.	175	14940	No
207	GOM_NL__2PRFIN20050107_203059_000000402033_00357_14940_7584.N1	07-JAN-2005 20:30:59	Dark	40.000	78	Alp Lup	2.3040	28000.	80	14940	No
208	GOM_NL__2PRFIN20050107_203354_000000532033_00358_14941_7549.N1	07-JAN-2005 20:33:54	Dark	53.000	4	Alp1Cen	-0.010000	5800.0	106	14941	No
209	GOM_NL__2PRFIN20050107_203704_000000452033_00358_14941_7550.N1	07-JAN-2005 20:37:04	Dark	45.000	20	Bet Cru	1.2530	30000.	90	14941	No
210	GOM_NL__2PRFIN20050107_204123_000000392033_00358_14941_7551.N1	07-JAN-2005 20:41:23	Dark	39.000	124	The Car	2.7640	30000.	78	14941	No
211	GOM_NL__2PRFIN20050107_204303_000000382033_00358_14941_7552.N1	07-JAN-2005 20:43:03	Dark	38.000	29	Bet Car	1.6720	10200.	76	14941	No
212	GOM_NL__2PRFIN20050107_204443_000000432033_00358_14941_7553.N1	07-JAN-2005 20:44:43	Dark	42.500	71	lot Car	2.2460	7700.0	85	14941	No
213	GOM_NL__2PRFIN20050107_204609_000000222033_00358_14941_7554.N1	07-JAN-2005 20:46:09	Dark	21.500	41	Eps Car	1.8600	4100.0	43	14941	No
214	GOM_NL__2PRFIN20050107_220047_000000472033_00358_14941_7555.N1	07-JAN-2005 22:00:47	Bright	46.500	104	27Bet Lib	2.6140	13100.	93	14941	No
215	GOM_NL__2PRFIN20050107_220306_000000462033_00358_14941_7556.N1	07-JAN-2005 22:03:06	Tw_i_and_stray	46.000	80	7Del Sco	2.3160	30000.	92	14941	No
216	GOM_NL__2PRFIN20050107_220847_000000772033_00358_14941_7557.N1	07-JAN-2005 22:08:47	Dark	77.000	15	67Alp Vir	0.97600	28000.	154	14941	No
217	GOM_NL__2PRFIN20050107_221135_000000422033_00358_14941_7558.N1	07-JAN-2005 22:11:35	Dark	41.500	78	Alp Lup	2.3040	28000.	83	14941	No
218	GOM_NL__2PRFIN20050107_221430_000000512033_00359_14942_7550.N1	07-JAN-2005 22:14:30	Dark	50.500	4	Alp1Cen	-0.010000	5800.0	101	14942	No
219	GOM_NL__2PRFIN20050107_221741_000000432033_00359_14942_7551.N1	07-JAN-2005 22:17:41	Dark	43.000	20	Bet Cru	1.2530	30000.	86	14942	No

220	GOM_NL__2PRFIN20050107_222200_000000392033_00359_14942_7552.N1	07-JAN-2005 22:22:00	Dark	39.000	124	The Car	2.7640	30000.	78	14942	No
221	GOM_NL__2PRFIN20050107_222340_000000402033_00359_14942_7553.N1	07-JAN-2005 22:23:40	Dark	39.500	29	Bet Car	1.6720	10200.	79	14942	No
222	GOM_NL__2PRFIN20050107_222519_000000422033_00359_14942_7554.N1	07-JAN-2005 22:25:19	Dark	41.500	71	lot Car	2.2460	7700.0	83	14942	No
223	GOM_NL__2PRFIN20050107_222645_000000462033_00359_14942_7555.N1	07-JAN-2005 22:26:45	Dark	46.000	41	Eps Car	1.8600	4100.0	92	14942	No
224	GOM_NL__2PRFIN20050107_223040_000000522033_00359_14942_7556.N1	07-JAN-2005 22:30:40	Dark	52.000	2	Alp Car	-0.73600	7000.0	104	14942	No
225	GOM_NL__2PRFIN20050107_223212_000000452033_00359_14942_7557.N1	07-JAN-2005 22:32:12	Dark	44.500	70	Zet Pup	2.2460	39000.	89	14942	No
226	GOM_NL__2PRFIN20050107_223403_000000482033_00359_14942_7558.N1	07-JAN-2005 22:34:03	Straylight	48.000	117	Pl Pup	2.7060	3800.0	96	14942	No
227	GOM_NL__2PRFIN20050107_223643_000000472033_00359_14942_7559.N1	07-JAN-2005 22:36:43	Straylight	46.500	23	21Eps CMa	1.5020	26000.	93	14942	No
228	GOM_NL__2PRFIN20050107_223811_000000452033_00359_14942_7560.N1	07-JAN-2005 22:38:11	Straylight	44.500	179	24Omi2CMa	3.0320	24000.	89	14942	No
229	GOM_NL__2PRFIN20050107_224030_000000532033_00359_14942_7561.N1	07-JAN-2005 22:40:30	Straylight	52.500	1	9Alp CMa	-1.4400	11000.	105	14942	No
230	GOM_NL__2PRFIN20050107_224341_000000522033_00359_14942_7562.N1	07-JAN-2005 22:43:41	Straylight	52.000	7	19Bet Ori	0.10000	14000.	104	14942	No
231	GOM_NL__2PRFIN20050107_224525_000000442033_00359_14942_7563.N1	07-JAN-2005 22:45:25	Straylight	43.500	30	46Eps Ori	1.6940	30000.	87	14942	No
232	GOM_NL__2PRFIN20050107_224800_000000612033_00359_14942_7564.N1	07-JAN-2005 22:48:00	Tw_i_and_stray	61.000	8	10Alp CMi	0.40000	6500.0	122	14942	No
233	GOM_NL__2PRFIN20050107_225036_000000472033_00359_14942_7565.N1	07-JAN-2005 22:50:36	Tw_i_and_stray	46.500	44	24Gam Gem	1.9280	11000.	93	14942	No
234	GOM_NL__2PRFIN20050107_225216_000000502033_00359_14942_7566.N1	07-JAN-2005 22:52:16	Bright	49.500	151	13Mu Gem	2.8900	3000.0	99	14942	No
235	GOM_NL__2PRFIN20050107_225348_000000412033_00359_14942_7567.N1	07-JAN-2005 22:53:48	Bright	41.000	28	12Bet Tau	1.6500	15200.	82	14942	No
236	GOM_NL__2PRFIN20050107_225515_000000402033_00359_14942_7568.N1	07-JAN-2005 22:55:15	Bright	40.000	114	3lot Aur	2.6930	4600.0	80	14942	No
237	GOM_NL__2PRFIN20050107_225653_000000492033_00359_14942_7569.N1	07-JAN-2005 22:56:53	Bright	48.500	24	66Alp Gem	1.5800	10200.	97	14942	No
238	GOM_NL__2PRFIN20050107_225836_000000382033_00359_14942_7570.N1	07-JAN-2005 22:58:36	Bright	38.000	42	34Bet Aur	1.9000	10200.	76	14942	No
239	GOM_NL__2PRFIN20050107_230014_000000392033_00359_14942_7571.N1	07-JAN-2005 23:00:14	Bright	38.500	175	39Del Per	3.0100	19400.	77	14942	No
240	GOM_NL__2PRFIN20050107_230229_000000412033_00359_14942_7572.N1	07-JAN-2005 23:02:29	Bright	40.500	160	23Gam Per	2.9300	4700.0	81	14942	No
241	GOM_NL__2PRFIN20050107_231100_000000362033_00359_14942_7573.N1	07-JAN-2005 23:11:00	Bright	35.500	49	1Alp UMi	1.9900	6300.0	71	14942	No
242	GOM_NL__2PRFIN20050107_231243_000000502033_00359_14942_7574.N1	07-JAN-2005 23:12:43	Bright	50.000	36	50Alp UMa	1.8000	6300.0	100	14942	No
243	GOM_NL__2PRFIN20050107_231515_000000402033_00359_14942_7575.N1	07-JAN-2005 23:15:15	Bright	39.500	60	7Bet UMi	2.0810	3950.0	79	14942	No
244	GOM_NL__2PRFIN20050107_231820_000000502033_00359_14942_7576.N1	07-JAN-2005 23:18:20	Bright	49.500	32	77Eps UMa	1.7630	11000.	99	14942	No
245	GOM_NL__2PRFIN20050107_232141_000000372033_00359_14942_7577.N1	07-JAN-2005 23:21:41	Bright	37.000	130	23Bet Dra	2.7990	5800.0	74	14942	No
246	GOM_NL__2PRFIN20050107_232557_000000742033_00359_14942_7578.N1	07-JAN-2005 23:25:57	Bright	74.000	152	12Alp2CVn	2.8900	11000.	148	14942	No
247	GOM_NL__2PRFIN20050107_233033_000000512033_00359_14942_7579.N1	07-JAN-2005 23:30:33	Bright	50.500	83		2.3780	11000.	101	14942	No
248	GOM_NL__2PRFIN20050107_233240_000000352033_00359_14942_7580.N1	07-JAN-2005 23:32:40	Bright	34.500	59	55Alp Oph	2.0800	8900.0	69	14942	No
249	GOM_NL__2PRFIN20050107_233530_000000712033_00359_14942_7581.N1	07-JAN-2005 23:35:30	Bright	70.500	111	8Eta Boo	2.6800	6000.0	141	14942	No
250	GOM_NL__2PRFIN20050107_233814_000000532033_00359_14942_7582.N1	07-JAN-2005 23:38:14	Bright	53.000	120	1Del Oph	2.7340	3200.0	106	14942	No
251	GOM_NL__2PRFIN20050107_234124_000000492033_00359_14942_7583.N1	07-JAN-2005 23:41:24	Bright	48.500	104	27Bet Lib	2.6140	13100.	97	14942	No
252	GOM_NL__2PRFIN20050107_234342_000000452033_00359_14942_7584.N1	07-JAN-2005 23:43:42	Tw_i_and_stray	44.500	80	7Del Sco	2.3160	30000.	89	14942	No
253	GOM_NL__2PRFIN20050107_235212_000000442033_00359_14942_7585.N1	07-JAN-2005 23:52:12	Dark	43.500	78	Alp Lup	2.3040	28000.	87	14942	No
254	GOM_NL__2PRFIN20050107_235507_000000442033_00360_14943_7658.N1	07-JAN-2005 23:55:07	Dark	44.000	4	Alp1Cen	-0.010000	5800.0	88	14943	No
255	GOM_NL__2PRFIN20050107_235817_000000442033_00360_14943_7659.N1	07-JAN-2005 23:58:17	Dark	44.000	20	Bet Cru	1.2530	30000.	88	14943	No

### 3. Quality information per product

In this section it is plotted some information contained in the Quality Summary data set of the level 2 products. Only products in dark limb conditions and without errors (error flag in the MPH set to "0") are used.

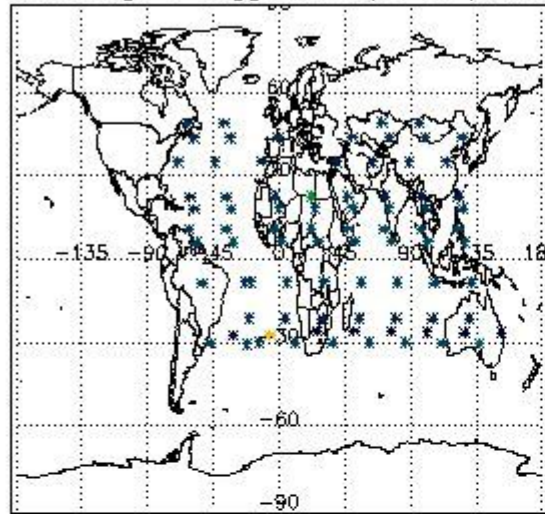
#### 3.1 Plot quality information per product (time dependant)



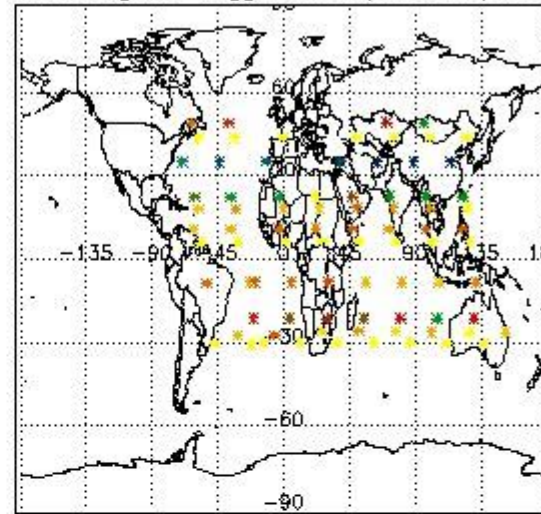
3.2 Plot quality information per product (world map)



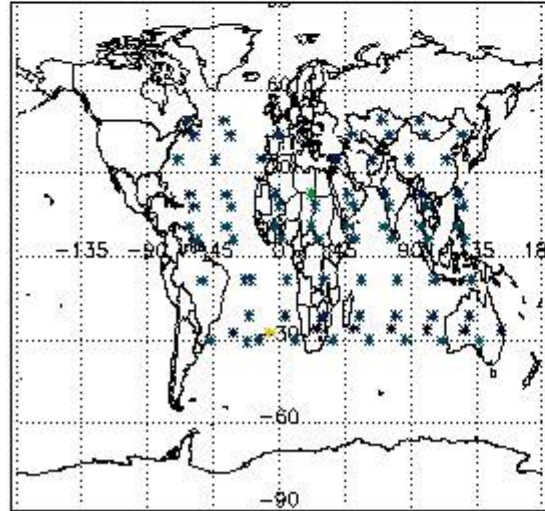
Percentage of flagged data per O3 profile



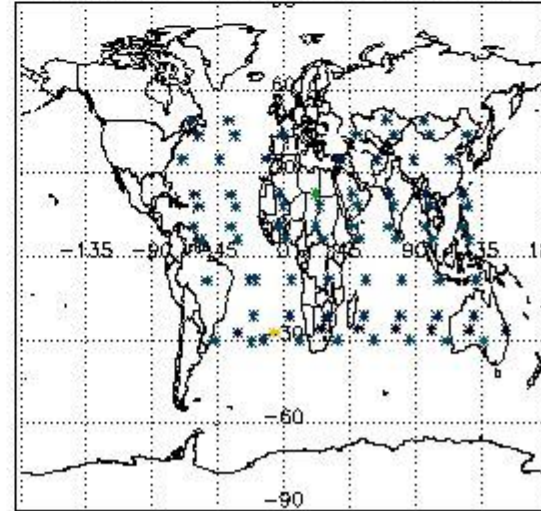
Percentage of flagged data per H2O profile



Percentage of flagged data per NO2 profile



Percentage of flagged data per NO3 profile



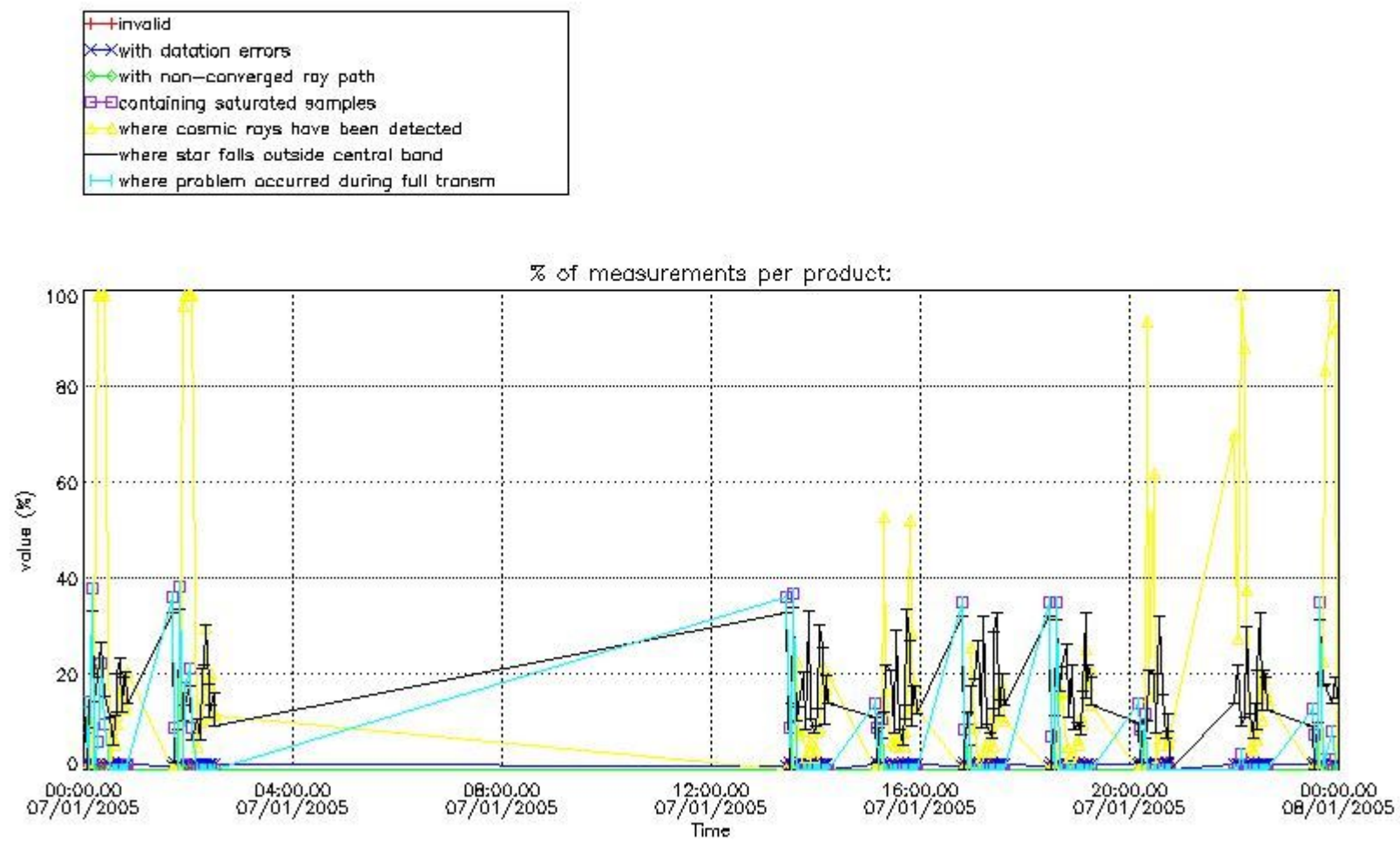
#### 4. Level 1 quality information per product

In this section it is plotted some information contained in the Quality Summary data set of the level 2 products that comes from the level 1b processing. Products without errors (error flag in the MPH set to "0") are used.

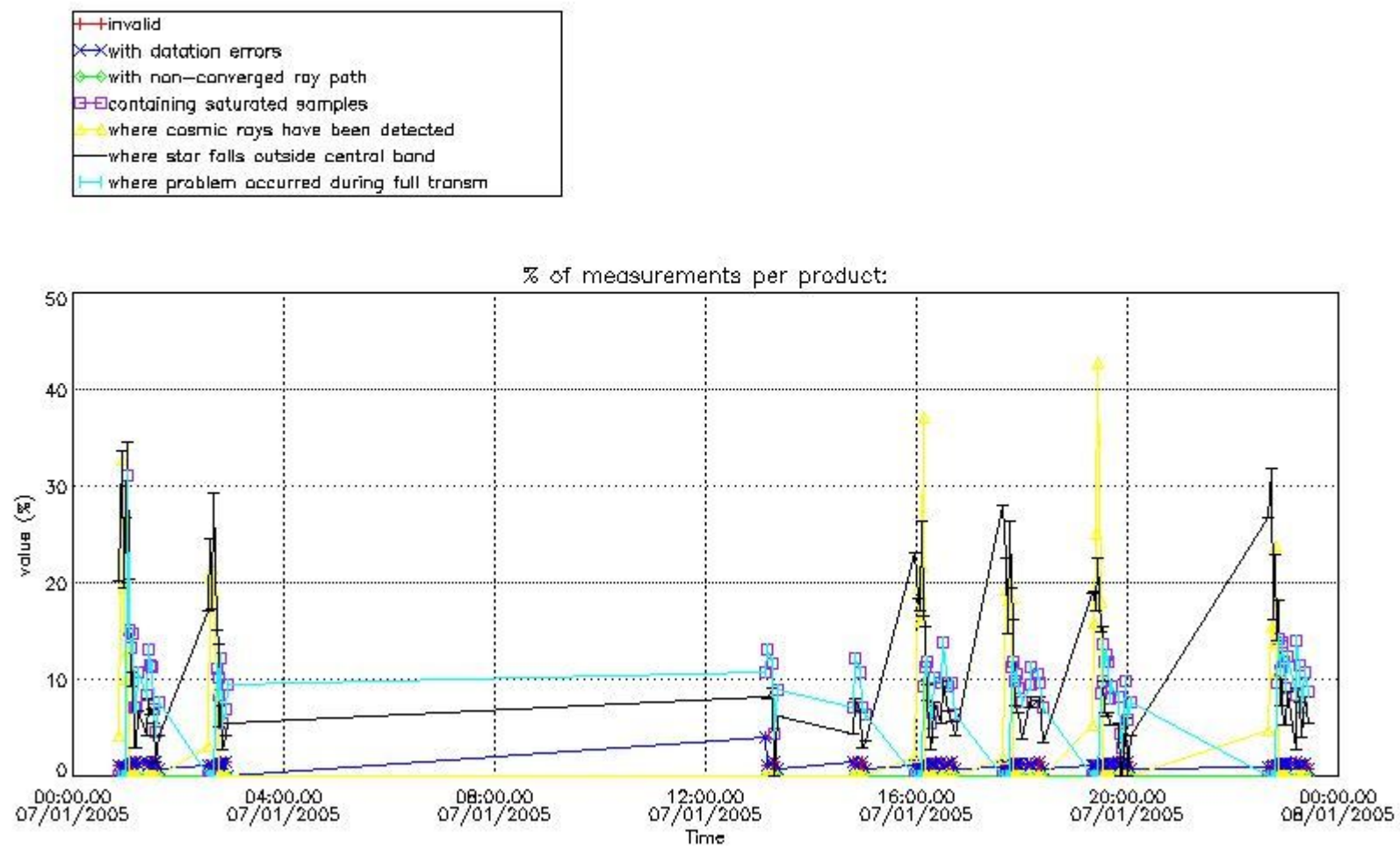
##### 4.1 Plot quality information per product (time dependant) coming from level 1b processing

###### 4.1.1 Plot level 1 quality information per product (time dependant): ENVISAT ASCENDING passes





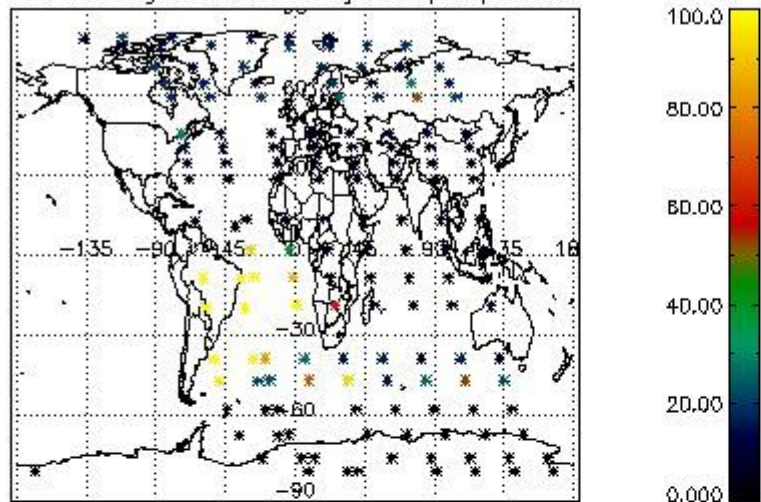
4.1.2 Plot level 1 quality information per product (time dependant): ENVI SAT DESCENDING passes



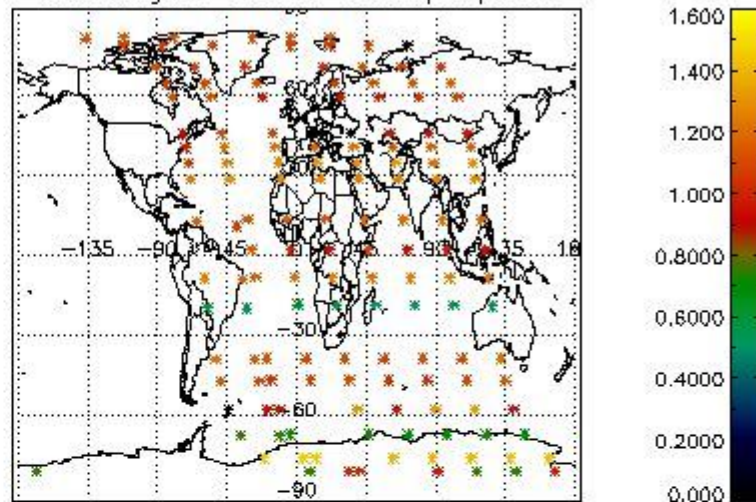
*4.2 Plot quality information per product coming from level 1b processing (world map)*

*4.2.1 Plot level 1 quality information per product (world map): ENVISAT ASCENDING passes*

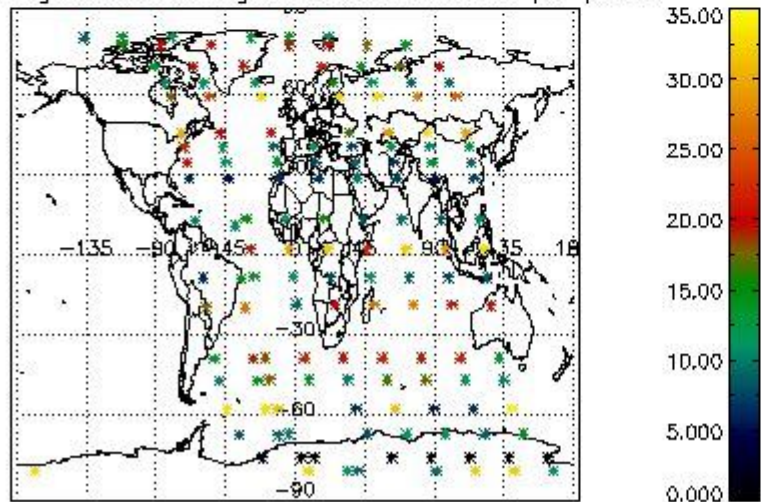
Percentage of cosmic ray hits per profile



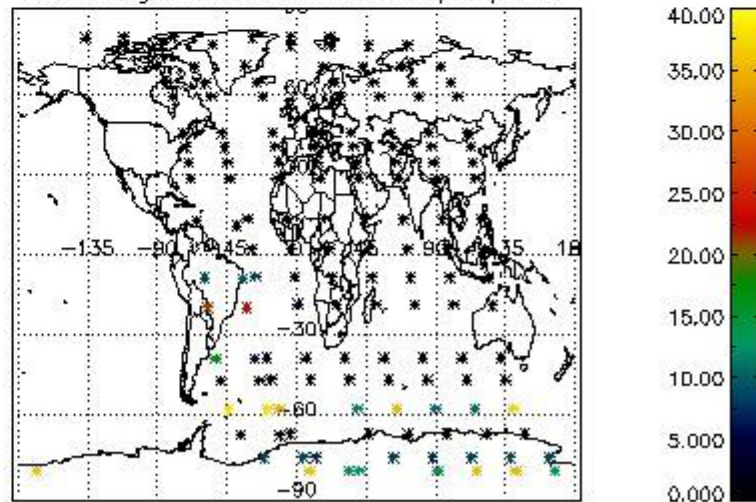
Percentage of datation errors per profile



Percentage of star falling outside central band per profile

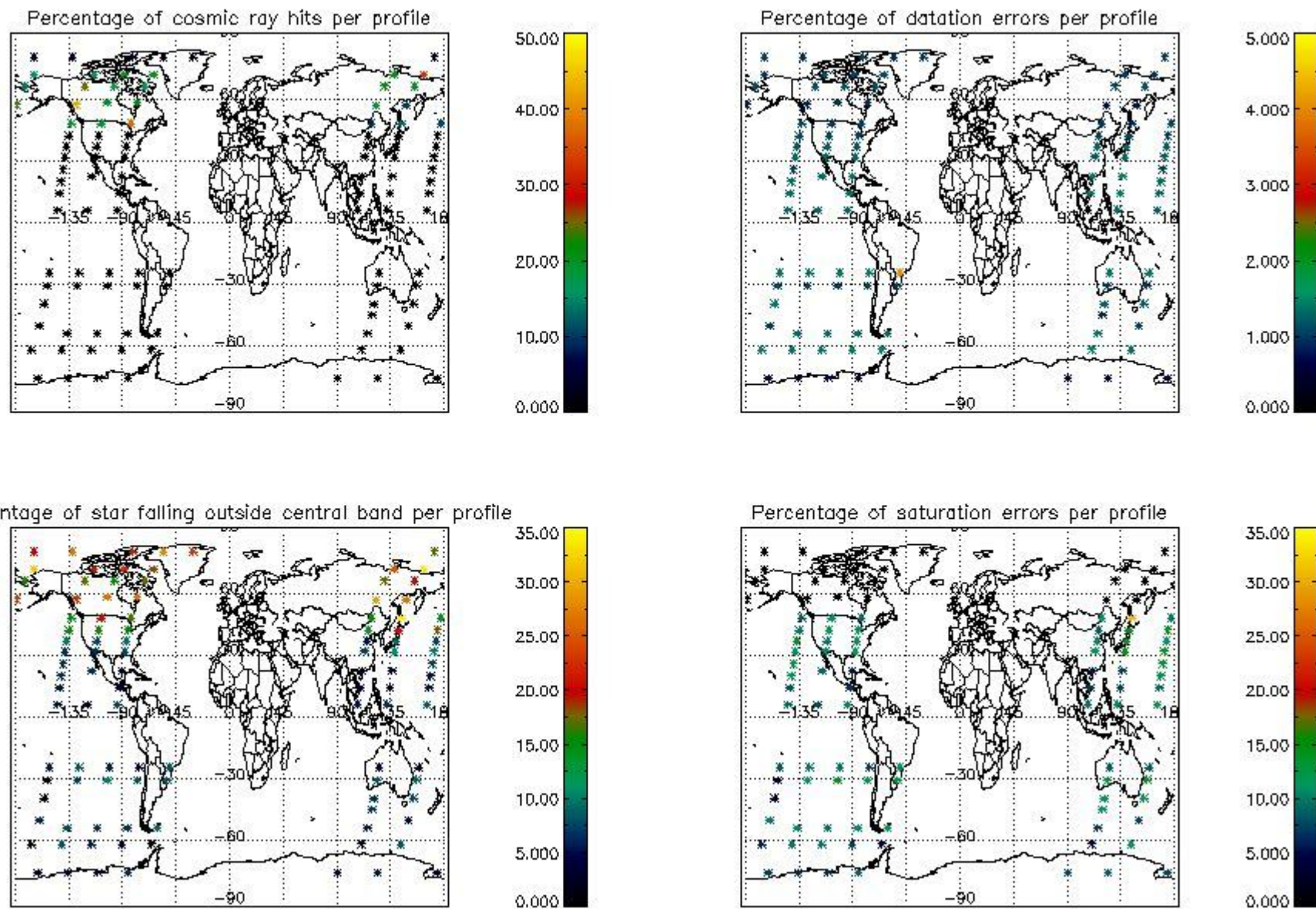


Percentage of saturation errors per profile



4.2.2 Plot level 1 quality information per product (world map): ENVISAT DESCENDING passes





## 5. Trace gas profiles

### 5.1 Ozone statistics based on quality of products

The final quality of the products can be "measured" using the STD (Standard Deviation) attached to every point profile. This information is written to the parameter GOM\_NL\_\_2P/NL\_LOCAL\_SPECIES\_DENSITY/o3\_std of the level 2 products. The table below shows the statistics for given STD ranges.

The statistics are given with respect to the overall valid production:

- Products without fatal errors: GOM\_NL\_\_2P/MPH/PRODUCT\_ERR=0
- Valid point profile: GOM\_NL\_\_2P/NL\_LOCAL\_SPECIES\_DENSITY/pcd(0)=0

The 'Criteria' is applied to valid points of dark limb products:

- Products in dark limb illumination condition: GOM\_NL\_\_2P/NL\_SUMMARY\_QUALITY/obs\_ill\_cond=0
- Products without fatal errors: GOM\_NL\_\_2P/MPH/PRODUCT\_ERR=0
- Valid point profile: GOM\_NL\_\_2P/NL\_LOCAL\_SPECIES\_DENSITY/pcd(0)=0

So, the table below shows the percentage of dark limb and valid observations for each criteria with respect to the overall valid daily observations.

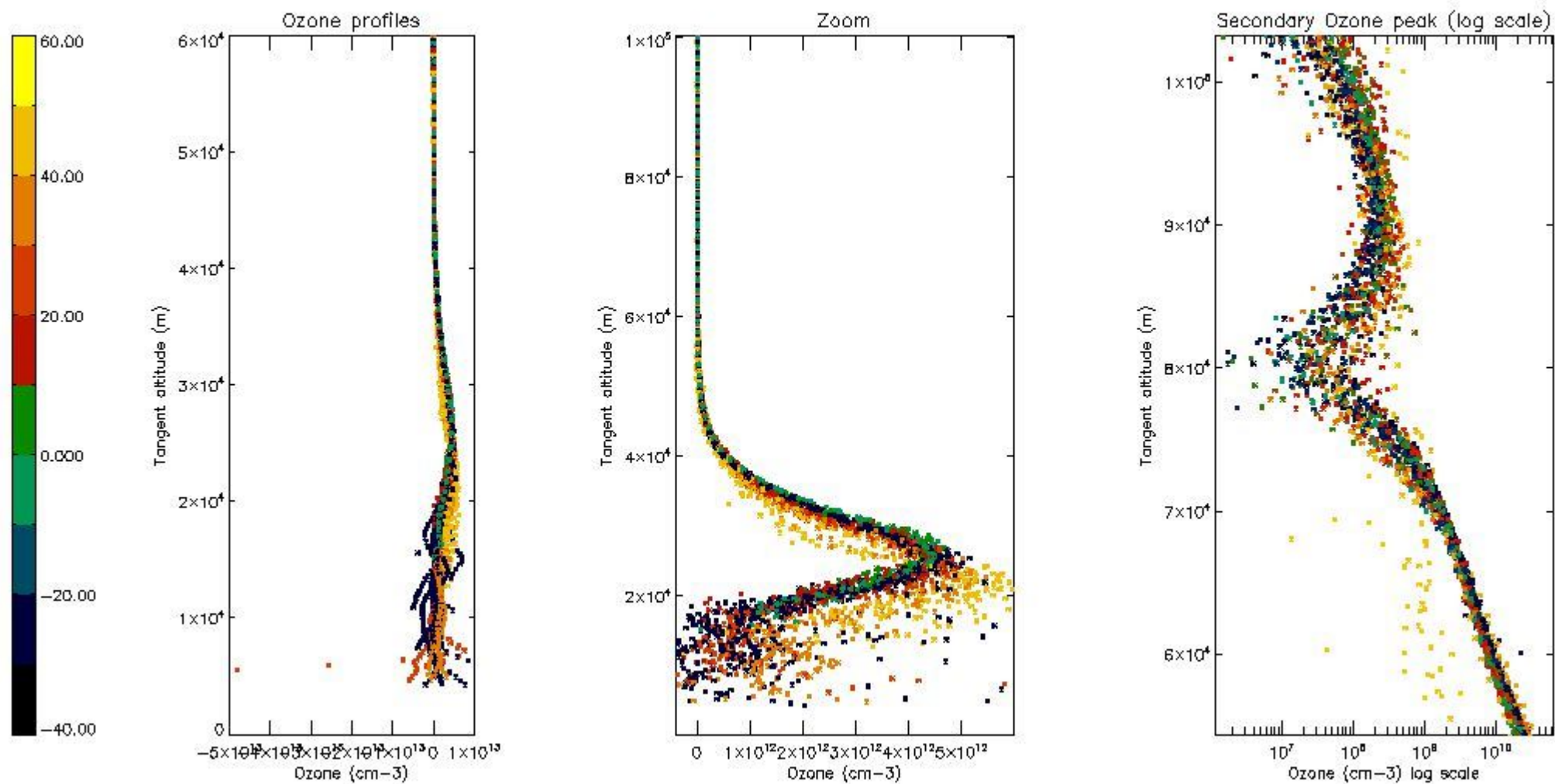
Criteria	% of total production
All STD	34
STD < 20	21



STD < 10	18
STD < 5	13

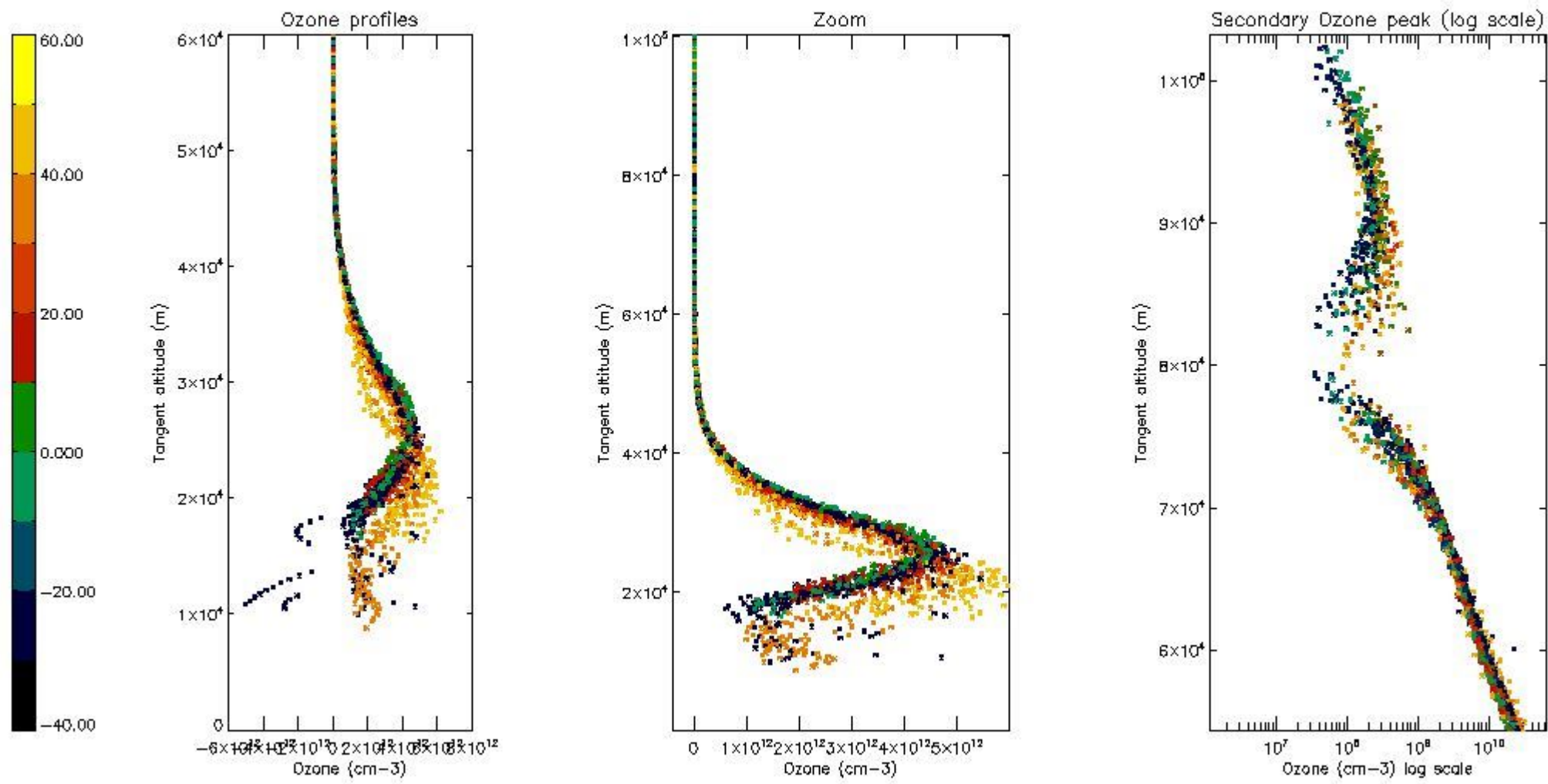
5.2 Plot ozone profiles for all STD (dark without errors)

The colorbar represents the latitude.



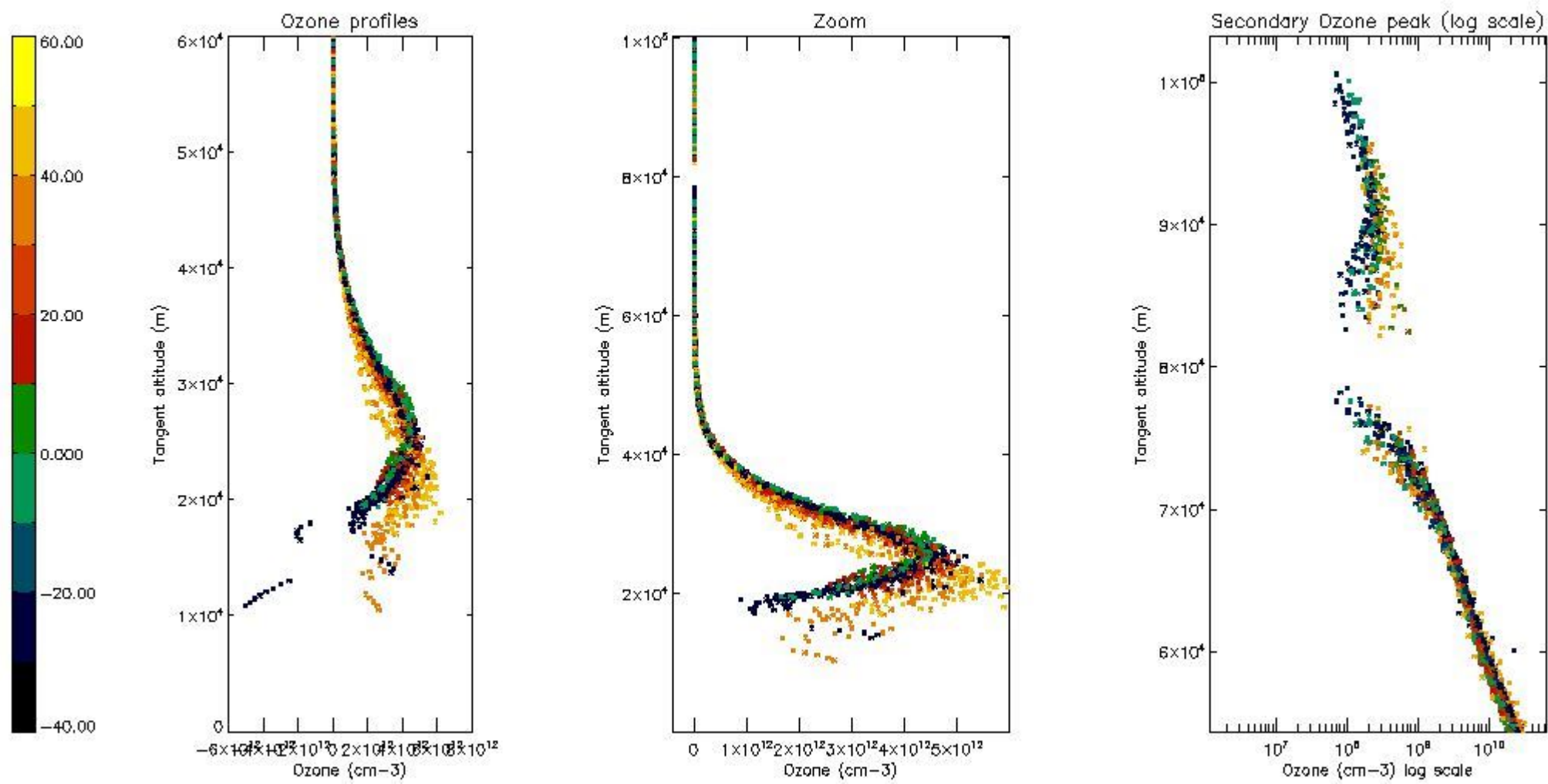
5.3 Plot ozone profiles where STD < 20% (dark without errors)

The colorbar represents the latitude.



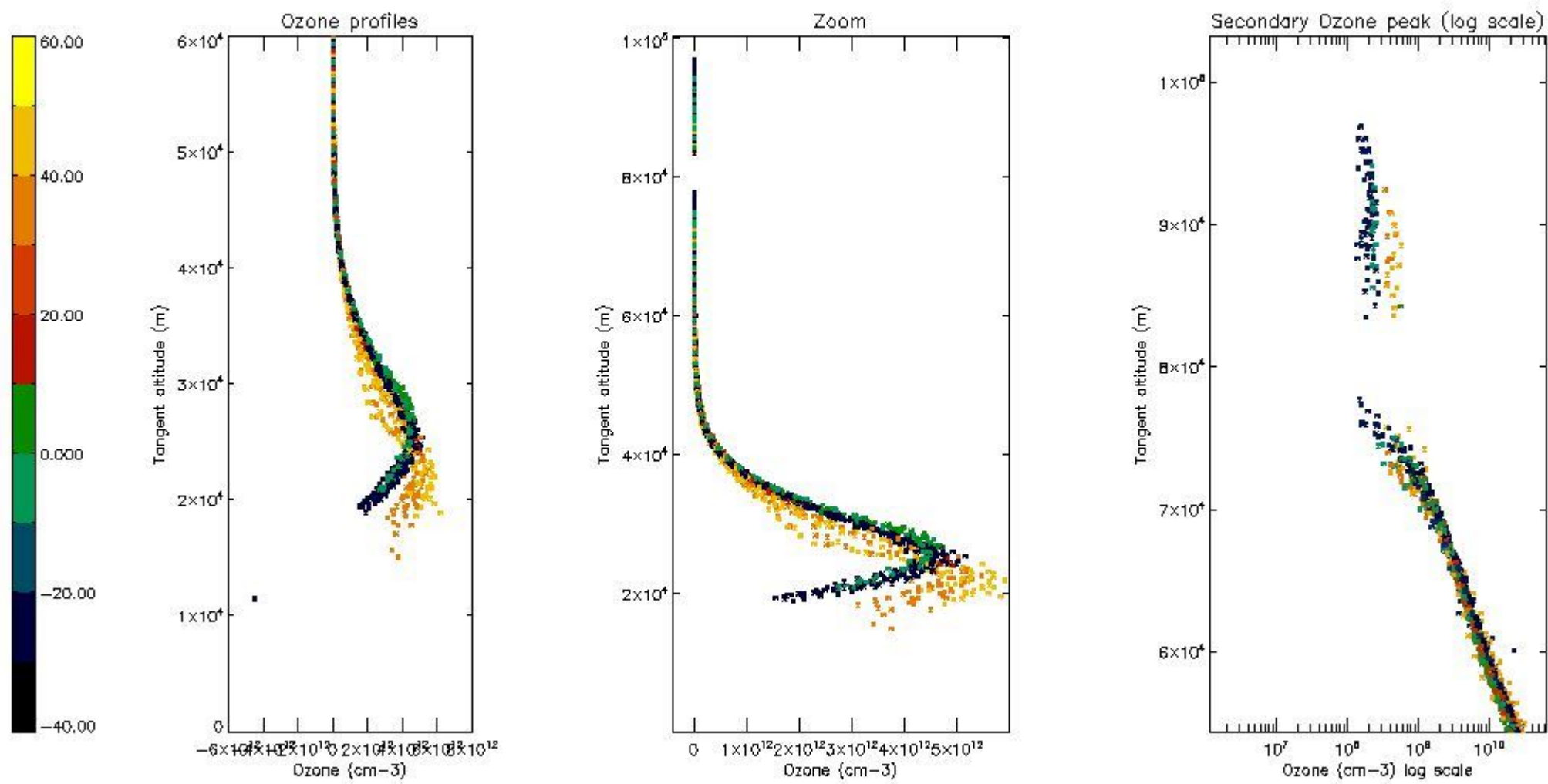
*5.4 Plot ozone profiles where STD < 10% (dark without errors)*

The colorbar represents the latitude.



*5.5 Plot ozone profiles where STD < 5% (dark without errors)*

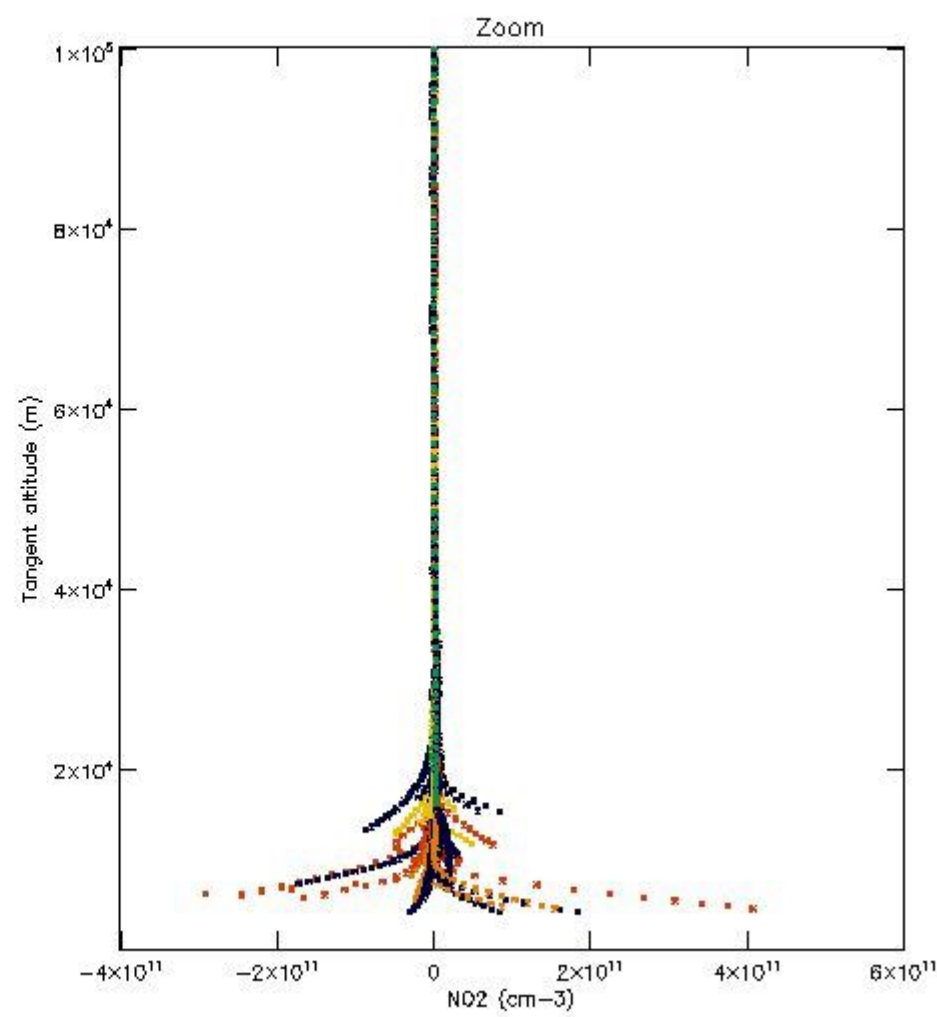
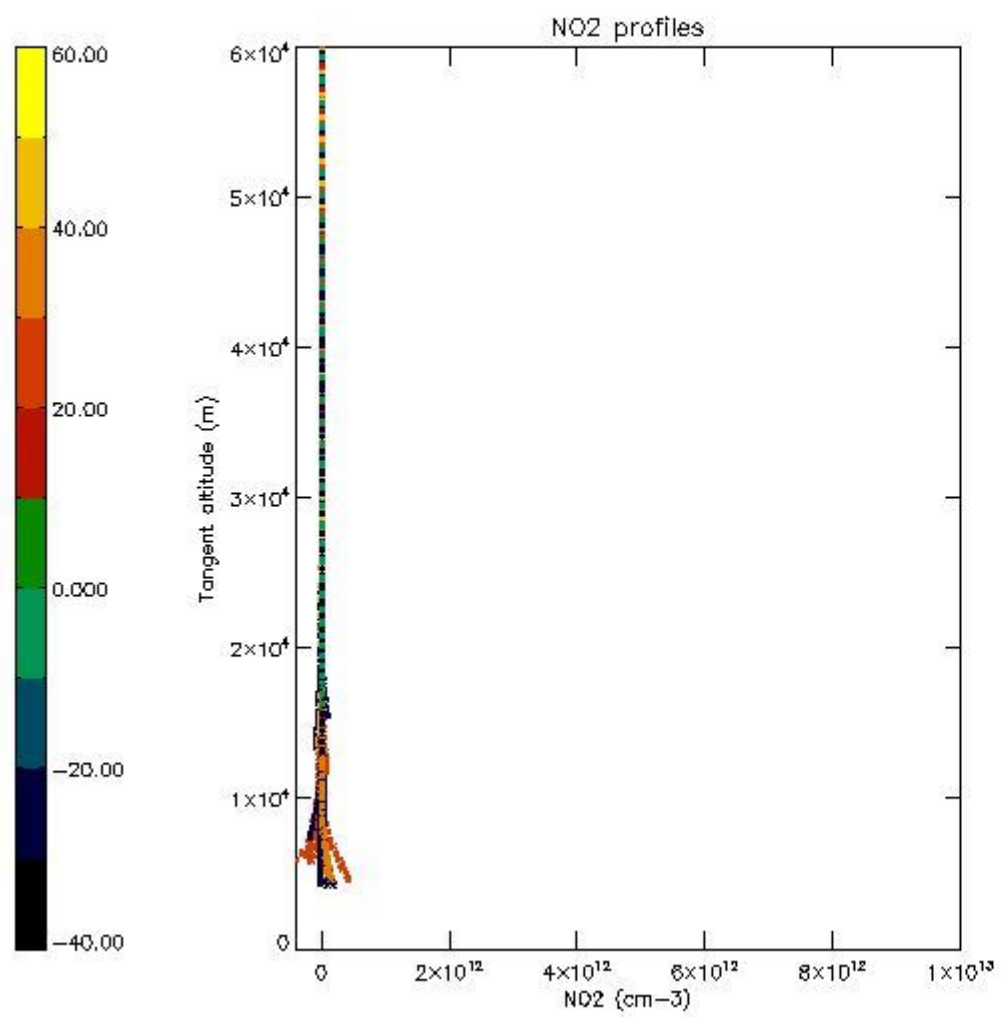
The colorbar represents the latitude.



*5.6 Plot NO<sub>2</sub> profiles for all STD (dark without errors)*

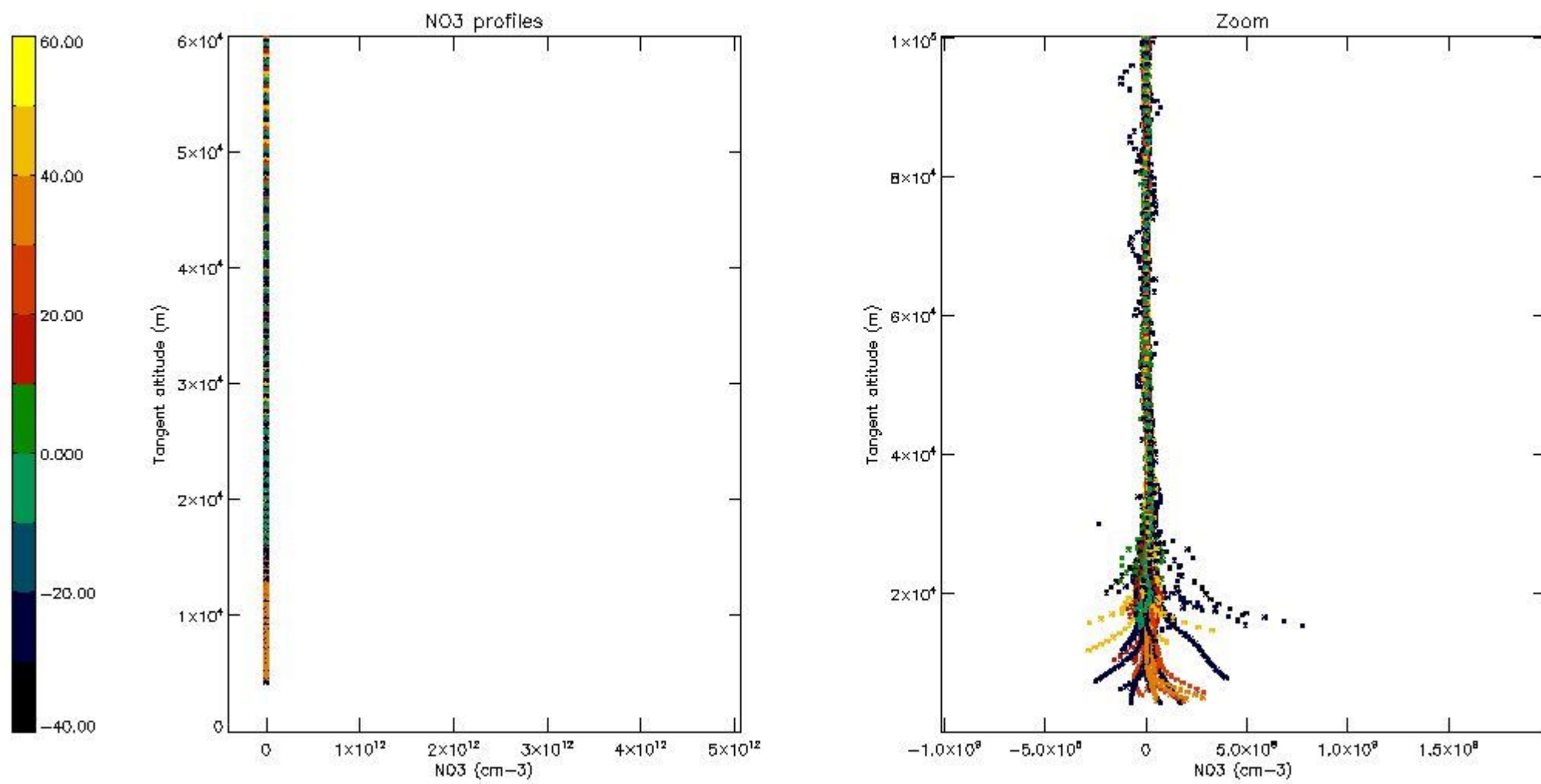
The colorbar represents the latitude.





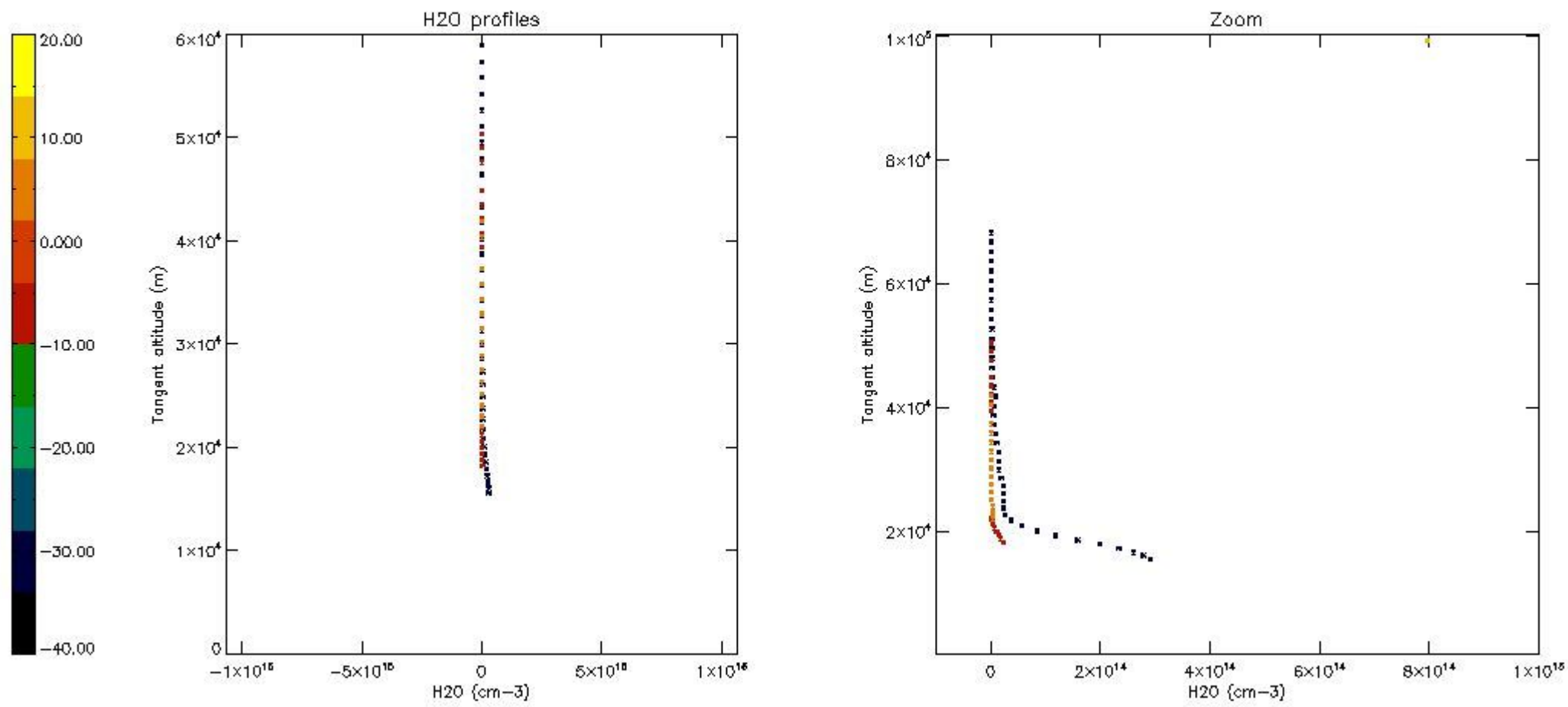
*5.7 Plot NO3 profiles for all STD (dark without errors)*

The colorbar represents the latitude.



5.8 Plot H<sub>2</sub>O profiles for all STD (only for occultations of stars 1,2,3,4,13,14,16,26,63 dark without errors)

The colorbar represents the latitude.



## 6. Auxiliary Data Files used for the production reported in section 2

The number reported in the third column indicates since which file (see list in section 2) the corresponding auxiliary file has been used. The fourth column is the date of those product files.

Type	Auxiliary Filename	Used since product	Used since product date
INST_PHYS_CHARACTERISTICS	GOM_INS_AXVIEC20091111_143220_20030716_120000_20500101_000000	1	07-JAN-2005 00:02:07
LEVEL-2_PROC_CONFIG	GOM_PR2_AXVIEC20091111_152718_20020301_000000_20500101_000000	1	07-JAN-2005 00:02:07
CROSS_SECTIONS_FILE	GOM_CRS_AXVIEC20091111_154832_20020301_000000_20500101_000000	1	07-JAN-2005 00:02:07

# GOMOS Level 2 Daily Report

## SUMMARY

### [1. General Info](#)

### [2. Summary of processed GOM\\_NL\\_2P products](#)

### [3. Level 2 Quality information per product](#)

#### [3.1 Plot of level 2 quality information per product \(time dependant\)](#)

#### [3.2 Plot of level 2 quality information per product \(world map\)](#)

### [4. Level 1 Quality information per product \(stored on level 2 products\)](#)

#### [4.1 Plot of level 1 quality information per product \(time dependant\)](#)

##### [4.1.1 Plot of level 1 quality information per product \(time dependant\): ASCENDING](#)

##### [4.1.2 Plot of level 1 quality information per product \(time dependant\): DESCENDING](#)

#### [4.2 Plot of level 1 quality information per product \(world map\)](#)

##### [4.2.1 Plot of level 1 quality information per product \(world map\): ASCENDING](#)

##### [4.2.2 Plot of level 1 quality information per product \(world map\): DESCENDING](#)

### [5. Ozone profiles based on quality statistics and other trace gas profiles](#)

#### [5.1 Ozone statistics based on quality of products](#)

#### [5.2 Plot ozone profiles for all STD \(dark without errors\)](#)

#### [5.3 Plot ozone profiles where STD < 20% \(dark without errors\)](#)

#### [5.4. Plot ozone profiles where STD < 10% \(dark without errors\)](#)

#### [5.5. Plot ozone profiles where STD < 5% \(dark without errors\)](#)

#### [5.6 Plot NO2 profiles for all STD \(dark without errors\)](#)

#### [5.7 Plot NO3 profiles for all STD \(dark without errors\)](#)

#### [5.8 Plot H2O profiles \(only for occultations of stars 1,2,3,4,13,14,16,26,63 dark without errors\) for all STD](#)

### [6. Auxiliary Data Files used for the production reported in section 2](#)



This report presents the daily analysis on parameters extracted from GOMOS level 2 data (GOM\_NL\_\_2P). It is intended to monitor some important parameters that will impact the quality of these products. A list of level 2 products (and content) that have arrived during the reporting day to the PCF is also given.

Item	Value
Time of report generation	18APR2013 08:38:45
Data source version	GOMOS/6.01
Start time of products	07-01-2005 (07JAN2005 00:00:00)
Stop time of products	08-01-2005 (08JAN2005 00:00:00)
Store outputs in DB	Yes
Nb of level 2 prods	255
Nb of prods with errors	0

## 2. Summary of processed GOM\_NL\_\_2P products.

Nr	Filename	UTC Start time	Limb	Duration	Star Id	Star Name	Star Mag	Star Temp	Nb Meas	Orbit	Prod. error
1	GOM_NL__2PRFIN20050107_000207_000000502033_00345_14928_8049.N1	07-JAN-2005 00:02:07	Bright	50.000	83		2.3780	11000.	100	14928	No
2	GOM_NL__2PRFIN20050107_000415_000000342033_00345_14928_8050.N1	07-JAN-2005 00:04:15	Bright	34.000	59	55Alp Oph	2.0800	8900.0	68	14928	No
3	GOM_NL__2PRFIN20050107_000655_000000682033_00345_14928_8051.N1	07-JAN-2005 00:06:55	Bright	67.500	111	8Eta Boo	2.6800	6000.0	135	14928	No
4	GOM_NL__2PRFIN20050107_000947_000000532033_00345_14928_8052.N1	07-JAN-2005 00:09:47	Bright	53.000	120	1Del Oph	2.7340	3200.0	106	14928	No
5	GOM_NL__2PRFIN20050107_001253_000000462033_00345_14928_8053.N1	07-JAN-2005 00:12:53	Bright	45.500	104	27Bet Lib	2.6140	13100.	91	14928	No
6	GOM_NL__2PRFIN20050107_001515_000000442033_00345_14928_8054.N1	07-JAN-2005 00:15:15	Tw_i_and_stray	44.000	80	7Del Sco	2.3160	30000.	88	14928	No
7	GOM_NL__2PRFIN20050107_002035_000000922033_00345_14928_8055.N1	07-JAN-2005 00:20:35	Dark	92.000	15	67Alp Vir	0.97600	28000.	184	14928	No
8	GOM_NL__2PRFIN20050107_002341_000000432033_00345_14928_8056.N1	07-JAN-2005 00:23:41	Dark	43.000	78	Alp Lup	2.3040	28000.	86	14928	No
9	GOM_NL__2PRFIN20050107_002911_000000472033_00346_14929_8021.N1	07-JAN-2005 00:29:11	Dark	46.500	64	Gam Cen	2.2000	10600.	93	14929	No
10	GOM_NL__2PRFIN20050107_003406_000000392033_00346_14929_8022.N1	07-JAN-2005 00:34:06	Dark	38.500	124	The Car	2.7640	30000.	77	14929	No
11	GOM_NL__2PRFIN20050107_003548_000000402033_00346_14929_8023.N1	07-JAN-2005 00:35:48	Dark	40.000	29	Bet Car	1.6720	10200.	80	14929	No
12	GOM_NL__2PRFIN20050107_003726_000000422033_00346_14929_8024.N1	07-JAN-2005 00:37:26	Dark	42.000	71	lot Car	2.2460	7700.0	84	14929	No
13	GOM_NL__2PRFIN20050107_003853_000000452033_00346_14929_8025.N1	07-JAN-2005 00:38:53	Dark	45.000	41	Eps Car	1.8600	4100.0	90	14929	No
14	GOM_NL__2PRFIN20050107_004250_000000452033_00346_14929_8026.N1	07-JAN-2005 00:42:50	Dark	45.000	2	Alp Car	-0.73600	7000.0	90	14929	No
15	GOM_NL__2PRFIN20050107_004419_000000462033_00346_14929_8027.N1	07-JAN-2005 00:44:19	Dark	45.500	70	Zet Pup	2.2460	39000.	91	14929	No
16	GOM_NL__2PRFIN20050107_004612_000000472033_00346_14929_8028.N1	07-JAN-2005 00:46:12	Dark	46.500	117	Pi Pup	2.7060	3800.0	93	14929	No
17	GOM_NL__2PRFIN20050107_004853_000000472033_00346_14929_8029.N1	07-JAN-2005 00:48:53	Straylight	47.000	23	21Eps CMa	1.5020	26000.	94	14929	No
18	GOM_NL__2PRFIN20050107_005022_000000442033_00346_14929_8030.N1	07-JAN-2005 00:50:22	Straylight	44.000	179	24Omi2CMa	3.0320	24000.	88	14929	No
19	GOM_NL__2PRFIN20050107_005242_000000472033_00346_14929_8031.N1	07-JAN-2005 00:52:42	Straylight	47.000	1	9Alp CMa	-1.4400	11000.	94	14929	No
20	GOM_NL__2PRFIN20050107_005552_000000522033_00346_14929_8032.N1	07-JAN-2005 00:55:52	Straylight	52.000	7	19Bet Ori	0.10000	14000.	104	14929	No
21	GOM_NL__2PRFIN20050107_005738_000000442033_00346_14929_8033.N1	07-JAN-2005 00:57:38	Straylight	43.500	30	46Eps Ori	1.6940	30000.	87	14929	No
22	GOM_NL__2PRFIN20050107_010018_000000662033_00346_14929_8034.N1	07-JAN-2005 01:00:18	Tw_i_and_stray	65.500	8	10Alp CMi	0.40000	6500.0	131	14929	No
23	GOM_NL__2PRFIN20050107_010254_000000582033_00346_14929_8035.N1	07-JAN-2005 01:02:54	Tw_i_and_stray	58.000	44	24Gam Gem	1.9280	11000.	116	14929	No
24	GOM_NL__2PRFIN20050107_010434_000000472033_00346_14929_8036.N1	07-JAN-2005 01:04:34	Bright	46.500	151	13Mu Gem	2.8900	3000.0	93	14929	No
25	GOM_NL__2PRFIN20050107_010604_000000382033_00346_14929_8037.N1	07-JAN-2005 01:06:04	Bright	37.500	28	12Bet Tau	1.6500	15200.	75	14929	No
26	GOM_NL__2PRFIN20050107_010728_000000382033_00346_14929_8038.N1	07-JAN-2005 01:07:28	Bright	37.500	114	3lot Aur	2.6930	4600.0	75	14929	No
27	GOM_NL__2PRFIN20050107_011006_000000352033_00346_14929_8039.N1	07-JAN-2005 01:10:06	Bright	35.000	149	45Eps Per	2.8880	30000.	70	14929	No
28	GOM_NL__2PRFIN20050107_011224_000000352033_00346_14929_8040.N1	07-JAN-2005 01:12:24	Bright	35.000	175	39Del Per	3.0100	19400.	70	14929	No
29	GOM_NL__2PRFIN20050107_011439_000000382033_00346_14929_8041.N1	07-JAN-2005 01:14:39	Bright	37.500	160	23Gam Per	2.9300	4700.0	75	14929	No
30	GOM_NL__2PRFIN20050107_012313_000000362033_00346_14929_8042.N1	07-JAN-2005 01:23:13	Bright	35.500	49	1Alp UMi	1.9900	6300.0	71	14929	No
31	GOM_NL__2PRFIN20050107_012504_000000502033_00346_14929_8043.N1	07-JAN-2005 01:25:04	Bright	50.000	36	50Alp UMa	1.8000	6300.0	100	14929	No
32	GOM_NL__2PRFIN20050107_012729_000000392033_00346_14929_8044.N1	07-JAN-2005 01:27:29	Bright	39.000	60	7Bet UMi	2.0810	3950.0	78	14929	No
33	GOM_NL__2PRFIN20050107_012902_000000582033_00346_14929_8045.N1	07-JAN-2005 01:29:02	Bright	58.000	87	64Gam UMa	2.4330	11000.	116	14929	No
34	GOM_NL__2PRFIN20050107_013133_000000372033_00346_14929_8046.N1	07-JAN-2005 01:31:33	Bright	36.500	119	14Eta Dra	2.7270	4700.0	73	14929	No
35	GOM_NL__2PRFIN20050107_013352_000000342033_00346_14929_8047.N1	07-JAN-2005 01:33:52	Bright	33.500	130	23Bet Dra	2.7990	5800.0	67	14929	No
36	GOM_NL__2PRFIN20050107_013811_000000722033_00346_14929_8048.N1	07-JAN-2005 01:38:11	Bright	72.000	152	12Alp2CVn	2.8900	11000.	144	14929	No
37	GOM_NL__2PRFIN20050107_014243_000000672033_00346_14929_8049.N1	07-JAN-2005 01:42:43	Bright	67.000	83		2.3780	11000.	134	14929	No
38	GOM_NL__2PRFIN20050107_014452_000000342033_00346_14929_8050.N1	07-JAN-2005 01:44:52	Bright	34.000	59	55Alp Oph	2.0800	8900.0	68	14929	No
39	GOM_NL__2PRFIN20050107_014732_000000672033_00346_14929_8051.N1	07-JAN-2005 01:47:32	Bright	67.000	111	8Eta Boo	2.6800	6000.0	134	14929	No
40	GOM_NL__2PRFIN20050107_015024_000000532033_00346_14929_8052.N1	07-JAN-2005 01:50:24	Bright	52.500	120	1Del Oph	2.7340	3200.0	105	14929	No
41	GOM_NL__2PRFIN20050107_015329_000000442033_00346_14929_8053.N1	07-JAN-2005 01:53:29	Bright	44.000	104	27Bet Lib	2.6140	13100.	88	14929	No
42	GOM_NL__2PRFIN20050107_015551_000000412033_00346_14929_8054.N1	07-JAN-2005 01:55:51	Tw_i_and_stray	41.000	80	7Del Sco	2.3160	30000.	82	14929	No

43	GOM_NL__2PRFIN20050107_020113_000000832033_00346_14929_8055.N1	07-JAN-2005 02:01:13	Dark	82.500	15	67Alp Vir	0.97600	28000.	165	14929	No
44	GOM_NL__2PRFIN20050107_020418_000000402033_00346_14929_8056.N1	07-JAN-2005 02:04:18	Dark	39.500	78	Alp Lup	2.3040	28000.	79	14929	No
45	GOM_NL__2PRFIN20050107_021021_000000432033_00347_14930_7532.N1	07-JAN-2005 02:10:21	Dark	43.000	20	Bet Cru	1.2530	30000.	86	14930	No
46	GOM_NL__2PRFIN20050107_021440_000000412033_00347_14930_7533.N1	07-JAN-2005 02:14:40	Dark	41.000	124	The Car	2.7640	30000.	82	14930	No
47	GOM_NL__2PRFIN20050107_021622_000000482033_00347_14930_7534.N1	07-JAN-2005 02:16:22	Dark	47.500	29	Bet Car	1.6720	10200.	95	14930	No
48	GOM_NL__2PRFIN20050107_021800_000000512033_00347_14930_7535.N1	07-JAN-2005 02:18:00	Dark	50.500	71	lot Car	2.2460	7700.0	101	14930	No
49	GOM_NL__2PRFIN20050107_021927_000000552033_00347_14930_7536.N1	07-JAN-2005 02:19:27	Dark	54.500	41	Eps Car	1.8600	4100.0	109	14930	No
50	GOM_NL__2PRFIN20050107_022324_000000452033_00347_14930_7537.N1	07-JAN-2005 02:23:24	Dark	45.000	2	Alp Car	-0.73600	7000.0	90	14930	No
51	GOM_NL__2PRFIN20050107_022454_000000472033_00347_14930_7538.N1	07-JAN-2005 02:24:54	Dark	46.500	70	Zet Pup	2.2460	39000.	93	14930	No
52	GOM_NL__2PRFIN20050107_022646_000000452033_00347_14930_7539.N1	07-JAN-2005 02:26:46	Dark	45.000	117	Pi Pup	2.7060	3800.0	90	14930	No
53	GOM_NL__2PRFIN20050107_022927_000000472033_00347_14930_7540.N1	07-JAN-2005 02:29:27	Straylight	47.000	23	21Eps CMa	1.5020	26000.	94	14930	No
54	GOM_NL__2PRFIN20050107_023056_000000452033_00347_14930_7541.N1	07-JAN-2005 02:30:56	Straylight	44.500	179	24Omi2CMa	3.0320	24000.	89	14930	No
55	GOM_NL__2PRFIN20050107_023314_000000502033_00347_14930_7542.N1	07-JAN-2005 02:33:14	Straylight	50.000	1	9Alp CMa	-1.4400	11000.	100	14930	No
56	GOM_NL__2PRFIN20050107_023624_000000512033_00347_14930_7543.N1	07-JAN-2005 02:36:24	Straylight	51.000	7	19Bet Ori	0.10000	14000.	102	14930	No
57	GOM_NL__2PRFIN20050107_023810_000000472033_00347_14930_7544.N1	07-JAN-2005 02:38:10	Straylight	46.500	30	46Eps Ori	1.6940	30000.	93	14930	No
58	GOM_NL__2PRFIN20050107_024053_000000692033_00347_14930_7545.N1	07-JAN-2005 02:40:53	Tw_i_and_stray	68.500	8	10Alp CMI	0.40000	6500.0	137	14930	No
59	GOM_NL__2PRFIN20050107_024326_000000502033_00347_14930_7546.N1	07-JAN-2005 02:43:26	Tw_i_and_stray	50.000	44	24Gam Gem	1.9280	11000.	100	14930	No
60	GOM_NL__2PRFIN20050107_024506_000000482033_00347_14930_7547.N1	07-JAN-2005 02:45:06	Bright	47.500	151	13Mu Gem	2.8900	3000.0	95	14930	No
61	GOM_NL__2PRFIN20050107_024638_000000392033_00347_14930_7548.N1	07-JAN-2005 02:46:38	Bright	39.000	28	12Bet Tau	1.6500	15200.	78	14930	No
62	GOM_NL__2PRFIN20050107_024800_000000412033_00347_14930_7549.N1	07-JAN-2005 02:48:00	Bright	41.000	114	3lot Aur	2.6930	4600.0	82	14930	No
63	GOM_NL__2PRFIN20050107_025040_000000372033_00347_14930_7550.N1	07-JAN-2005 02:50:40	Bright	37.000	149	45Eps Per	2.8880	30000.	74	14930	No
64	GOM_NL__2PRFIN20050107_025300_000000372033_00347_14930_7551.N1	07-JAN-2005 02:53:00	Bright	36.500	175	39Del Per	3.0100	19400.	73	14930	No
65	GOM_NL__2PRFIN20050107_025514_000000372033_00347_14930_7552.N1	07-JAN-2005 02:55:14	Bright	37.000	160	23Gam Per	2.9300	4700.0	74	14930	No
66	GOM_NL__2PRFIN20050107_130724_000000372033_00353_14936_7546.N1	07-JAN-2005 13:07:24	Bright	37.000	49	1Alp UMi	1.9900	6300.0	74	14936	No
67	GOM_NL__2PRFIN20050107_130911_000000502033_00353_14936_7547.N1	07-JAN-2005 13:09:11	Bright	49.500	36	50Alp UMa	1.8000	6300.0	99	14936	No
68	GOM_NL__2PRFIN20050107_131545_000000392033_00353_14936_7548.N1	07-JAN-2005 13:15:45	Bright	38.500	119	14Eta Dra	2.7270	4700.0	77	14936	No
69	GOM_NL__2PRFIN20050107_131804_000000342033_00353_14936_7549.N1	07-JAN-2005 13:18:04	Bright	34.000	130	23Bet Dra	2.7990	5800.0	68	14936	No
70	GOM_NL__2PRFIN20050107_132223_000000732033_00353_14936_7550.N1	07-JAN-2005 13:22:23	Bright	73.000	152	12Alp2CVn	2.8900	11000.	146	14936	No
71	GOM_NL__2PRFIN20050107_132656_000000672033_00353_14936_7551.N1	07-JAN-2005 13:26:56	Bright	67.000	83		2.3780	11000.	134	14936	No
72	GOM_NL__2PRFIN20050107_132903_000000352033_00353_14936_7552.N1	07-JAN-2005 13:29:03	Bright	35.000	59	55Alp Oph	2.0800	8900.0	70	14936	No
73	GOM_NL__2PRFIN20050107_133149_000000722033_00353_14936_7553.N1	07-JAN-2005 13:31:49	Bright	72.000	111	8Eta Boo	2.6800	6000.0	144	14936	No
74	GOM_NL__2PRFIN20050107_133437_000000532033_00353_14936_7554.N1	07-JAN-2005 13:34:37	Bright	53.000	120	1Del Oph	2.7340	3200.0	106	14936	No
75	GOM_NL__2PRFIN20050107_133745_000000452033_00353_14936_7555.N1	07-JAN-2005 13:37:45	Bright	44.500	104	27Bet Lib	2.6140	13100.	89	14936	No
76	GOM_NL__2PRFIN20050107_134005_000000422033_00353_14936_7556.N1	07-JAN-2005 13:40:05	Tw_i_and_stray	41.500	80	7Del Sco	2.3160	30000.	83	14936	No
77	GOM_NL__2PRFIN20050107_134537_000000882033_00353_14936_7557.N1	07-JAN-2005 13:45:37	Dark	88.000	15	67Alp Vir	0.97600	28000.	176	14936	No
78	GOM_NL__2PRFIN20050107_134833_000000412033_00353_14936_7558.N1	07-JAN-2005 13:48:33	Dark	41.000	78	Alp Lup	2.3040	28000.	82	14936	No
79	GOM_NL__2PRFIN20050107_135129_000000532033_00354_14937_7547.N1	07-JAN-2005 13:51:29	Dark	53.000	4	Alp1Cen	-0.010000	5800.0	106	14937	No
80	GOM_NL__2PRFIN20050107_135438_000000432033_00354_14937_7548.N1	07-JAN-2005 13:54:38	Dark	42.500	20	Bet Cru	1.2530	30000.	85	14937	No
81	GOM_NL__2PRFIN20050107_135857_000000402033_00354_14937_7549.N1	07-JAN-2005 13:58:57	Dark	39.500	124	The Car	2.7640	30000.	79	14937	No
82	GOM_NL__2PRFIN20050107_140038_000000392033_00354_14937_7550.N1	07-JAN-2005 14:00:38	Dark	38.500	29	Bet Car	1.6720	10200.	77	14937	No
83	GOM_NL__2PRFIN20050107_140217_000000432033_00354_14937_7551.N1	07-JAN-2005 14:02:17	Dark	43.000	71	lot Car	2.2460	7700.0	86	14937	No
84	GOM_NL__2PRFIN20050107_140343_000000522033_00354_14937_7552.N1	07-JAN-2005 14:03:43	Dark	51.500	41	Eps Car	1.8600	4100.0	103	14937	No
85	GOM_NL__2PRFIN20050107_140739_000000472033_00354_14937_7553.N1	07-JAN-2005 14:07:39	Dark	47.000	2	Alp Car	-0.73600	7000.0	94	14937	No
86	GOM_NL__2PRFIN20050107_140910_000000432033_00354_14937_7554.N1	07-JAN-2005 14:09:10	Dark	43.000	70	Zet Pup	2.2460	39000.	86	14937	No
87	GOM_NL__2PRFIN20050107_141101_000000482033_00354_14937_7555.N1	07-JAN-2005 14:11:01	Straylight	48.000	117	Pi Pup	2.7060	3800.0	96	14937	No
88	GOM_NL__2PRFIN20050107_141342_000000442033_00354_14937_7556.N1	07-JAN-2005 14:13:42	Straylight	43.500	23	21Eps CMa	1.5020	26000.	87	14937	No
89	GOM_NL__2PRFIN20050107_144800_000000352033_00354_14937_7557.N1	07-JAN-2005 14:48:00	Bright	35.000	49	1Alp UMi	1.9900	6300.0	70	14937	No
90	GOM_NL__2PRFIN20050107_144947_000000502033_00354_14937_7558.N1	07-JAN-2005 14:49:47	Bright	49.500	36	50Alp UMa	1.8000	6300.0	99	14937	No
91	GOM_NL__2PRFIN20050107_145621_000000382033_00354_14937_7559.N1	07-JAN-2005 14:56:21	Bright	37.500	119	14Eta Dra	2.7270	4700.0	75	14937	No
92	GOM_NL__2PRFIN20050107_145840_000000352033_00354_14937_7560.N1	07-JAN-2005 14:58:40	Bright	35.000	130	23Bet Dra	2.7990	5800.0	70	14937	No
93	GOM_NL__2PRFIN20050107_150259_000000712033_00354_14937_7561.N1	07-JAN-2005 15:02:59	Bright	70.500	152	12Alp2CVn	2.8900	11000.	141	14937	No
94	GOM_NL__2PRFIN20050107_150732_000000512033_00354_14937_7562.N1	07-JAN-2005 15:07:32	Bright	50.500	83		2.3780	11000.	101	14937	No
95	GOM_NL__2PRFIN20050107_150939_000000352033_00354_14937_7563.N1	07-JAN-2005 15:09:39	Bright	35.000	59	55Alp Oph	2.0800	8900.0	70	14937	No
96	GOM_NL__2PRFIN20050107_151226_000000692033_00354_14937_7564.N1	07-JAN-2005 15:12:26	Bright	69.000	111	8Eta Boo	2.6800	6000.0	138	14937	No
97	GOM_NL__2PRFIN20050107_151513_000000382033_00354_14937_7565.N1	07-JAN-2005 15:15:13	Bright	37.500	120	1Del Oph	2.7340	3200.0	75	14937	No
98	GOM_NL__2PRFIN20050107_151821_000000462033_00354_14937_7566.N1	07-JAN-2005 15:18:21	Bright	45.500	104	27Bet Lib	2.6140	13100.	91	14937	No
99	GOM_NL__2PRFIN20050107_152041_000000462033_00354_14937_7567.N1	07-JAN-2005 15:20:41	Tw_i_and_stray	45.500	80	7Del Sco	2.3160	30000.	91	14937	No
100	GOM_NL__2PRFIN20050107_152615_000000892033_00354_14937_7568.N1	07-JAN-2005 15:26:15	Dark	88.500	15	67Alp Vir	0.97600	28000.	177	14937	No
101	GOM_NL__2PRFIN20050107_152909_000000402033_00354_14937_7569.N1	07-JAN-2005 15:29:09	Dark	40.000	78	Alp Lup	2.3040	28000.	80	14937	No

102	GOM_NL__2PRFIN20050107_153205_000000502033_00355_14938_7560.N1	07-JAN-2005 15:32:05	Dark	50.000	4	Alp1Cen	-0.010000	5800.0	100	14938	No
103	GOM_NL__2PRFIN20050107_153515_000000422033_00355_14938_7561.N1	07-JAN-2005 15:35:15	Dark	41.500	20	Bet Cru	1.2530	30000.	83	14938	No
104	GOM_NL__2PRFIN20050107_153933_000000392033_00355_14938_7562.N1	07-JAN-2005 15:39:33	Dark	39.000	124	The Car	2.7640	30000.	78	14938	No
105	GOM_NL__2PRFIN20050107_154114_000000412033_00355_14938_7563.N1	07-JAN-2005 15:41:14	Dark	41.000	29	Bet Car	1.6720	10200.	82	14938	No
106	GOM_NL__2PRFIN20050107_154253_000000432033_00355_14938_7564.N1	07-JAN-2005 15:42:53	Dark	43.000	71	lot Car	2.2460	7700.0	86	14938	No
107	GOM_NL__2PRFIN20050107_154419_000000542033_00355_14938_7565.N1	07-JAN-2005 15:44:19	Dark	54.000	41	Eps Car	1.8600	4100.0	108	14938	No
108	GOM_NL__2PRFIN20050107_154815_000000482033_00355_14938_7566.N1	07-JAN-2005 15:48:15	Dark	48.000	2	Alp Car	-0.73600	7000.0	96	14938	No
109	GOM_NL__2PRFIN20050107_154946_000000442033_00355_14938_7567.N1	07-JAN-2005 15:49:46	Dark	44.000	70	Zet Pup	2.2460	39000.	88	14938	No
110	GOM_NL__2PRFIN20050107_155138_000000462033_00355_14938_7568.N1	07-JAN-2005 15:51:38	Dark	46.000	117	Pi Pup	2.7060	3800.0	92	14938	No
111	GOM_NL__2PRFIN20050107_155418_000000462033_00355_14938_7569.N1	07-JAN-2005 15:54:18	Straylight	45.500	23	21Eps CMa	1.5020	26000.	91	14938	No
112	GOM_NL__2PRFIN20050107_155546_000000442033_00355_14938_7570.N1	07-JAN-2005 15:55:46	Straylight	43.500	179	24Omi2CMa	3.0320	24000.	87	14938	No
113	GOM_NL__2PRFIN20050107_155805_000000502033_00355_14938_7571.N1	07-JAN-2005 15:58:05	Straylight	50.000	1	9Alp CMa	-1.4400	11000.	100	14938	No
114	GOM_NL__2PRFIN20050107_160116_000000442033_00355_14938_7572.N1	07-JAN-2005 16:01:16	Straylight	43.500	7	19Bet Ori	0.10000	14000.	87	14938	No
115	GOM_NL__2PRFIN20050107_160301_000000442033_00355_14938_7573.N1	07-JAN-2005 16:03:01	Straylight	44.000	30	46Eps Ori	1.6940	30000.	88	14938	No
116	GOM_NL__2PRFIN20050107_160520_000000532033_00355_14938_7574.N1	07-JAN-2005 16:05:20	Tw_i_and_stray	53.000	14	58Alp Ori	0.87000	3000.0	106	14938	No
117	GOM_NL__2PRFIN20050107_160814_000000492033_00355_14938_7575.N1	07-JAN-2005 16:08:14	Tw_i_and_stray	48.500	44	24Gam Gem	1.9280	11000.	97	14938	No
118	GOM_NL__2PRFIN20050107_160952_000000492033_00355_14938_7576.N1	07-JAN-2005 16:09:52	Bright	48.500	151	13Mu Gem	2.8900	3000.0	97	14938	No
119	GOM_NL__2PRFIN20050107_161124_000000422033_00355_14938_7577.N1	07-JAN-2005 16:11:24	Bright	42.000	28	12Bet Tau	1.6500	15200.	84	14938	No
120	GOM_NL__2PRFIN20050107_161251_000000382033_00355_14938_7578.N1	07-JAN-2005 16:12:51	Bright	38.000	114	3lot Aur	2.6930	4600.0	76	14938	No
121	GOM_NL__2PRFIN20050107_161530_000000372033_00355_14938_7579.N1	07-JAN-2005 16:15:30	Bright	37.000	149	45Eps Per	2.8880	30000.	74	14938	No
122	GOM_NL__2PRFIN20050107_161749_000000382033_00355_14938_7580.N1	07-JAN-2005 16:17:49	Bright	37.500	175	39Del Per	3.0100	19400.	75	14938	No
123	GOM_NL__2PRFIN20050107_162004_000000402033_00355_14938_7581.N1	07-JAN-2005 16:20:04	Bright	39.500	160	23Gam Per	2.9300	4700.0	79	14938	No
124	GOM_NL__2PRFIN20050107_162836_000000372033_00355_14938_7582.N1	07-JAN-2005 16:28:36	Bright	36.500	49	1Alp UMi	1.9900	6300.0	73	14938	No
125	GOM_NL__2PRFIN20050107_163022_000000512033_00355_14938_7583.N1	07-JAN-2005 16:30:22	Bright	50.500	36	50Alp UMa	1.8000	6300.0	101	14938	No
126	GOM_NL__2PRFIN20050107_163657_000000382033_00355_14938_7584.N1	07-JAN-2005 16:36:57	Bright	37.500	119	14Eta Dra	2.7270	4700.0	75	14938	No
127	GOM_NL__2PRFIN20050107_163917_000000362033_00355_14938_7585.N1	07-JAN-2005 16:39:17	Bright	36.000	130	23Bet Dra	2.7990	5800.0	72	14938	No
128	GOM_NL__2PRFIN20050107_164335_000000712033_00355_14938_7586.N1	07-JAN-2005 16:43:35	Bright	70.500	152	12Alp2CVn	2.8900	11000.	141	14938	No
129	GOM_NL__2PRFIN20050107_164808_000000672033_00355_14938_7587.N1	07-JAN-2005 16:48:08	Bright	67.000	83		2.3780	11000.	134	14938	No
130	GOM_NL__2PRFIN20050107_165015_000000362033_00355_14938_7588.N1	07-JAN-2005 16:50:15	Bright	35.500	59	55Alp Oph	2.0800	8900.0	71	14938	No
131	GOM_NL__2PRFIN20050107_165303_000000722033_00355_14938_7589.N1	07-JAN-2005 16:53:03	Bright	71.500	111	8Eta Boo	2.6800	6000.0	143	14938	No
132	GOM_NL__2PRFIN20050107_165549_000000382033_00355_14938_7590.N1	07-JAN-2005 16:55:49	Bright	38.000	120	1Del Oph	2.7340	3200.0	76	14938	No
133	GOM_NL__2PRFIN20050107_165857_000000492033_00355_14938_7591.N1	07-JAN-2005 16:58:57	Bright	49.000	104	27Bet Lib	2.6140	13100.	98	14938	No
134	GOM_NL__2PRFIN20050107_170117_000000452033_00355_14938_7592.N1	07-JAN-2005 17:01:17	Tw_i_and_stray	45.000	80	7Del Sco	2.3160	30000.	90	14938	No
135	GOM_NL__2PRFIN20050107_170653_000000962033_00355_14938_7593.N1	07-JAN-2005 17:06:53	Dark	96.000	15	67Alp Vir	0.97600	28000.	192	14938	No
136	GOM_NL__2PRFIN20050107_170946_000000412033_00355_14938_7594.N1	07-JAN-2005 17:09:46	Dark	40.500	78	Alp Lup	2.3040	28000.	81	14938	No
137	GOM_NL__2PRFIN20050107_171241_000000532033_00356_14939_7548.N1	07-JAN-2005 17:12:41	Dark	53.000	4	Alp1Cen	-0.010000	5800.0	106	14939	No
138	GOM_NL__2PRFIN20050107_171551_000000422033_00356_14939_7549.N1	07-JAN-2005 17:15:51	Dark	42.000	20	Bet Cru	1.2530	30000.	84	14939	No
139	GOM_NL__2PRFIN20050107_172010_000000402033_00356_14939_7550.N1	07-JAN-2005 17:20:10	Dark	39.500	124	The Car	2.7640	30000.	79	14939	No
140	GOM_NL__2PRFIN20050107_172151_000000382033_00356_14939_7551.N1	07-JAN-2005 17:21:51	Dark	38.000	29	Bet Car	1.6720	10200.	76	14939	No
141	GOM_NL__2PRFIN20050107_172330_000000442033_00356_14939_7552.N1	07-JAN-2005 17:23:30	Dark	43.500	71	lot Car	2.2460	7700.0	87	14939	No
142	GOM_NL__2PRFIN20050107_172456_000000522033_00356_14939_7553.N1	07-JAN-2005 17:24:56	Dark	52.000	41	Eps Car	1.8600	4100.0	104	14939	No
143	GOM_NL__2PRFIN20050107_172851_000000522033_00356_14939_7554.N1	07-JAN-2005 17:28:51	Dark	52.000	2	Alp Car	-0.73600	7000.0	104	14939	No
144	GOM_NL__2PRFIN20050107_173023_000000452033_00356_14939_7555.N1	07-JAN-2005 17:30:23	Dark	45.000	70	Zet Pup	2.2460	39000.	90	14939	No
145	GOM_NL__2PRFIN20050107_173214_000000452033_00356_14939_7556.N1	07-JAN-2005 17:32:14	Dark	45.000	117	Pi Pup	2.7060	3800.0	90	14939	No
146	GOM_NL__2PRFIN20050107_173453_000000482033_00356_14939_7557.N1	07-JAN-2005 17:34:53	Straylight	47.500	23	21Eps CMa	1.5020	26000.	95	14939	No
147	GOM_NL__2PRFIN20050107_173622_000000452033_00356_14939_7558.N1	07-JAN-2005 17:36:22	Straylight	44.500	179	24Omi2CMa	3.0320	24000.	89	14939	No
148	GOM_NL__2PRFIN20050107_173841_000000542033_00356_14939_7559.N1	07-JAN-2005 17:38:41	Straylight	53.500	1	9Alp CMa	-1.4400	11000.	107	14939	No
149	GOM_NL__2PRFIN20050107_174152_000000472033_00356_14939_7560.N1	07-JAN-2005 17:41:52	Straylight	46.500	7	19Bet Ori	0.10000	14000.	93	14939	No
150	GOM_NL__2PRFIN20050107_174336_000000442033_00356_14939_7561.N1	07-JAN-2005 17:43:36	Straylight	44.000	30	46Eps Ori	1.6940	30000.	88	14939	No
151	GOM_NL__2PRFIN20050107_174556_000000532033_00356_14939_7562.N1	07-JAN-2005 17:45:56	Tw_i_and_stray	53.000	14	58Alp Ori	0.87000	3000.0	106	14939	No
152	GOM_NL__2PRFIN20050107_174850_000000492033_00356_14939_7563.N1	07-JAN-2005 17:48:50	Tw_i_and_stray	49.000	44	24Gam Gem	1.9280	11000.	98	14939	No
153	GOM_NL__2PRFIN20050107_175030_000000472033_00356_14939_7564.N1	07-JAN-2005 17:50:30	Bright	46.500	151	13Mu Gem	2.8900	3000.0	93	14939	No
154	GOM_NL__2PRFIN20050107_175200_000000412033_00356_14939_7565.N1	07-JAN-2005 17:52:00	Bright	41.000	28	12Bet Tau	1.6500	15200.	82	14939	No
155	GOM_NL__2PRFIN20050107_175327_000000382033_00356_14939_7566.N1	07-JAN-2005 17:53:27	Bright	38.000	114	3lot Aur	2.6930	4600.0	76	14939	No
156	GOM_NL__2PRFIN20050107_175607_000000392033_00356_14939_7567.N1	07-JAN-2005 17:56:07	Bright	38.500	149	45Eps Per	2.8880	30000.	77	14939	No
157	GOM_NL__2PRFIN20050107_180040_000000392033_00356_14939_7568.N1	07-JAN-2005 18:00:40	Bright	39.000	160	23Gam Per	2.9300	4700.0	78	14939	No
158	GOM_NL__2PRFIN20050107_180912_000000372033_00356_14939_7569.N1	07-JAN-2005 18:09:12	Bright	37.000	49	1Alp UMi	1.9900	6300.0	74	14939	No
159	GOM_NL__2PRFIN20050107_181057_000000492033_00356_14939_7570.N1	07-JAN-2005 18:10:57	Bright	49.000	36	50Alp UMa	1.8000	6300.0	98	14939	No
160	GOM_NL__2PRFIN20050107_181733_000000382033_00356_14939_7571.N1	07-JAN-2005 18:17:33	Bright	38.000	119	14Eta Dra	2.7270	4700.0	76	14939	No



161	GOM_NL__2PRFIN20050107_181953_000000372033_00356_14939_7572.N1	07-JAN-2005 18:19:53	Bright	36.500	130	23Bet Dra	2.7990	5800.0	73	14939	No
162	GOM_NL__2PRFIN20050107_182410_000000712033_00356_14939_7573.N1	07-JAN-2005 18:24:10	Bright	71.000	152	12Alp2CVn	2.8900	11000.	142	14939	No
163	GOM_NL__2PRFIN20050107_182845_000000672033_00356_14939_7574.N1	07-JAN-2005 18:28:45	Bright	67.000	83		2.3780	11000.	134	14939	No
164	GOM_NL__2PRFIN20050107_183051_000000362033_00356_14939_7575.N1	07-JAN-2005 18:30:51	Bright	35.500	59	55Alp Oph	2.0800	8900.0	71	14939	No
165	GOM_NL__2PRFIN20050107_183340_000000712033_00356_14939_7576.N1	07-JAN-2005 18:33:40	Bright	71.000	111	8Eta Boo	2.6800	6000.0	142	14939	No
166	GOM_NL__2PRFIN20050107_183626_000000532033_00356_14939_7577.N1	07-JAN-2005 18:36:26	Bright	53.000	120	1Del Oph	2.7340	3200.0	106	14939	No
167	GOM_NL__2PRFIN20050107_183934_000000492033_00356_14939_7578.N1	07-JAN-2005 18:39:34	Bright	48.500	104	27Bet Lib	2.6140	13100.	97	14939	No
168	GOM_NL__2PRFIN20050107_184154_000000472033_00356_14939_7579.N1	07-JAN-2005 18:41:54	Tw_i_and_stray	46.500	80	7Del Sco	2.3160	30000.	93	14939	No
169	GOM_NL__2PRFIN20050107_184731_000000952033_00356_14939_7580.N1	07-JAN-2005 18:47:31	Dark	95.000	15	67Alp Vir	0.97600	28000.	190	14939	No
170	GOM_NL__2PRFIN20050107_185022_000000422033_00356_14939_7581.N1	07-JAN-2005 18:50:22	Dark	41.500	78	Alp Lup	2.3040	28000.	83	14939	No
171	GOM_NL__2PRFIN20050107_185318_000000462033_00357_14940_7548.N1	07-JAN-2005 18:53:18	Dark	46.000	4	Alp1Cen	-0.010000	5800.0	92	14940	No
172	GOM_NL__2PRFIN20050107_185627_000000422033_00357_14940_7549.N1	07-JAN-2005 18:56:27	Dark	42.000	20	Bet Cru	1.2530	30000.	84	14940	No
173	GOM_NL__2PRFIN20050107_190047_000000412033_00357_14940_7550.N1	07-JAN-2005 19:00:47	Dark	40.500	124	The Car	2.7640	30000.	81	14940	No
174	GOM_NL__2PRFIN20050107_190227_000000392033_00357_14940_7551.N1	07-JAN-2005 19:02:27	Dark	38.500	29	Bet Car	1.6720	10200.	77	14940	No
175	GOM_NL__2PRFIN20050107_190406_000000422033_00357_14940_7552.N1	07-JAN-2005 19:04:06	Dark	41.500	71	lot Car	2.2460	7700.0	83	14940	No
176	GOM_NL__2PRFIN20050107_190532_000000432033_00357_14940_7553.N1	07-JAN-2005 19:05:32	Dark	42.500	41	Eps Car	1.8600	4100.0	85	14940	No
177	GOM_NL__2PRFIN20050107_190927_000000522033_00357_14940_7554.N1	07-JAN-2005 19:09:27	Dark	52.000	2	Alp Car	-0.73600	7000.0	104	14940	No
178	GOM_NL__2PRFIN20050107_191059_000000472033_00357_14940_7555.N1	07-JAN-2005 19:10:59	Dark	46.500	70	Zet Pup	2.2460	39000.	93	14940	No
179	GOM_NL__2PRFIN20050107_191250_000000492033_00357_14940_7556.N1	07-JAN-2005 19:12:50	Straylight	48.500	117	Pi Pup	2.7060	3800.0	97	14940	No
180	GOM_NL__2PRFIN20050107_191530_000000472033_00357_14940_7557.N1	07-JAN-2005 19:15:30	Straylight	46.500	23	21Eps CMa	1.5020	26000.	93	14940	No
181	GOM_NL__2PRFIN20050107_191658_000000452033_00357_14940_7558.N1	07-JAN-2005 19:16:58	Straylight	45.000	179	24Omi2CMa	3.0320	24000.	90	14940	No
182	GOM_NL__2PRFIN20050107_191918_000000482033_00357_14940_7559.N1	07-JAN-2005 19:19:18	Straylight	47.500	1	9Alp CMa	-1.4400	11000.	95	14940	No
183	GOM_NL__2PRFIN20050107_192228_000000452033_00357_14940_7560.N1	07-JAN-2005 19:22:28	Straylight	44.500	7	19Bet Ori	0.10000	14000.	89	14940	No
184	GOM_NL__2PRFIN20050107_192413_000000442033_00357_14940_7561.N1	07-JAN-2005 19:24:13	Straylight	44.000	30	46Eps Ori	1.6940	30000.	88	14940	No
185	GOM_NL__2PRFIN20050107_192649_000000622033_00357_14940_7562.N1	07-JAN-2005 19:26:49	Tw_i_and_stray	62.000	8	10Alp CMi	0.40000	6500.0	124	14940	No
186	GOM_NL__2PRFIN20050107_192925_000000472033_00357_14940_7563.N1	07-JAN-2005 19:29:25	Tw_i_and_stray	47.000	44	24Gam Gem	1.9280	11000.	94	14940	No
187	GOM_NL__2PRFIN20050107_193106_000000462033_00357_14940_7564.N1	07-JAN-2005 19:31:06	Bright	45.500	151	13Mu Gem	2.8900	3000.0	91	14940	No
188	GOM_NL__2PRFIN20050107_193238_000000412033_00357_14940_7565.N1	07-JAN-2005 19:32:38	Bright	40.500	28	12Bet Tau	1.6500	15200.	81	14940	No
189	GOM_NL__2PRFIN20050107_193404_000000382033_00357_14940_7566.N1	07-JAN-2005 19:34:04	Bright	38.000	114	3lot Aur	2.6930	4600.0	76	14940	No
190	GOM_NL__2PRFIN20050107_193543_000000482033_00357_14940_7567.N1	07-JAN-2005 19:35:43	Bright	48.000	24	66Alp Gem	1.5800	10200.	96	14940	No
191	GOM_NL__2PRFIN20050107_193725_000000382033_00357_14940_7568.N1	07-JAN-2005 19:37:25	Bright	38.000	42	34Bet Aur	1.9000	10200.	76	14940	No
192	GOM_NL__2PRFIN20050107_193902_000000382033_00357_14940_7569.N1	07-JAN-2005 19:39:02	Bright	37.500	175	39Del Per	3.0100	19400.	75	14940	No
193	GOM_NL__2PRFIN20050107_194117_000000382033_00357_14940_7570.N1	07-JAN-2005 19:41:17	Bright	38.000	160	23Gam Per	2.9300	4700.0	76	14940	No
194	GOM_NL__2PRFIN20050107_194948_000000372033_00357_14940_7571.N1	07-JAN-2005 19:49:48	Bright	36.500	49	1Alp UMi	1.9900	6300.0	73	14940	No
195	GOM_NL__2PRFIN20050107_195133_000000452033_00357_14940_7572.N1	07-JAN-2005 19:51:33	Bright	45.000	36	50Alp UMa	1.8000	6300.0	90	14940	No
196	GOM_NL__2PRFIN20050107_195403_000000352033_00357_14940_7573.N1	07-JAN-2005 19:54:03	Bright	35.000	60	7Bet UMi	2.0810	3950.0	70	14940	No
197	GOM_NL__2PRFIN20050107_195710_000000512033_00357_14940_7574.N1	07-JAN-2005 19:57:10	Bright	50.500	32	77Eps UMa	1.7630	11000.	101	14940	No
198	GOM_NL__2PRFIN20050107_200029_000000352033_00357_14940_7575.N1	07-JAN-2005 20:00:29	Bright	34.500	130	23Bet Dra	2.7990	5800.0	69	14940	No
199	GOM_NL__2PRFIN20050107_200446_000000722033_00357_14940_7576.N1	07-JAN-2005 20:04:46	Bright	72.000	152	12Alp2CVn	2.8900	11000.	144	14940	No
200	GOM_NL__2PRFIN20050107_200921_000000512033_00357_14940_7577.N1	07-JAN-2005 20:09:21	Bright	51.000	83		2.3780	11000.	102	14940	No
201	GOM_NL__2PRFIN20050107_201128_000000362033_00357_14940_7578.N1	07-JAN-2005 20:11:28	Bright	35.500	59	55Alp Oph	2.0800	8900.0	71	14940	No
202	GOM_NL__2PRFIN20050107_201417_000000692033_00357_14940_7579.N1	07-JAN-2005 20:14:17	Bright	68.500	111	8Eta Boo	2.6800	6000.0	137	14940	No
203	GOM_NL__2PRFIN20050107_201702_000000392033_00357_14940_7580.N1	07-JAN-2005 20:17:02	Bright	38.500	120	1Del Oph	2.7340	3200.0	77	14940	No
204	GOM_NL__2PRFIN20050107_202011_000000452033_00357_14940_7581.N1	07-JAN-2005 20:20:11	Bright	45.000	104	27Bet Lib	2.6140	13100.	90	14940	No
205	GOM_NL__2PRFIN20050107_202230_000000462033_00357_14940_7582.N1	07-JAN-2005 20:22:30	Tw_i_and_stray	46.000	80	7Del Sco	2.3160	30000.	92	14940	No
206	GOM_NL__2PRFIN20050107_202809_000000882033_00357_14940_7583.N1	07-JAN-2005 20:28:09	Dark	87.500	15	67Alp Vir	0.97600	28000.	175	14940	No
207	GOM_NL__2PRFIN20050107_203059_000000402033_00357_14940_7584.N1	07-JAN-2005 20:30:59	Dark	40.000	78	Alp Lup	2.3040	28000.	80	14940	No
208	GOM_NL__2PRFIN20050107_203354_000000532033_00358_14941_7549.N1	07-JAN-2005 20:33:54	Dark	53.000	4	Alp1Cen	-0.010000	5800.0	106	14941	No
209	GOM_NL__2PRFIN20050107_203704_000000452033_00358_14941_7550.N1	07-JAN-2005 20:37:04	Dark	45.000	20	Bet Cru	1.2530	30000.	90	14941	No
210	GOM_NL__2PRFIN20050107_204123_000000392033_00358_14941_7551.N1	07-JAN-2005 20:41:23	Dark	39.000	124	The Car	2.7640	30000.	78	14941	No
211	GOM_NL__2PRFIN20050107_204303_000000382033_00358_14941_7552.N1	07-JAN-2005 20:43:03	Dark	38.000	29	Bet Car	1.6720	10200.	76	14941	No
212	GOM_NL__2PRFIN20050107_204443_000000432033_00358_14941_7553.N1	07-JAN-2005 20:44:43	Dark	42.500	71	lot Car	2.2460	7700.0	85	14941	No
213	GOM_NL__2PRFIN20050107_204609_000000222033_00358_14941_7554.N1	07-JAN-2005 20:46:09	Dark	21.500	41	Eps Car	1.8600	4100.0	43	14941	No
214	GOM_NL__2PRFIN20050107_220047_000000472033_00358_14941_7555.N1	07-JAN-2005 22:00:47	Bright	46.500	104	27Bet Lib	2.6140	13100.	93	14941	No
215	GOM_NL__2PRFIN20050107_220306_000000462033_00358_14941_7556.N1	07-JAN-2005 22:03:06	Tw_i_and_stray	46.000	80	7Del Sco	2.3160	30000.	92	14941	No
216	GOM_NL__2PRFIN20050107_220847_000000772033_00358_14941_7557.N1	07-JAN-2005 22:08:47	Dark	77.000	15	67Alp Vir	0.97600	28000.	154	14941	No
217	GOM_NL__2PRFIN20050107_221135_000000422033_00358_14941_7558.N1	07-JAN-2005 22:11:35	Dark	41.500	78	Alp Lup	2.3040	28000.	83	14941	No
218	GOM_NL__2PRFIN20050107_221430_000000512033_00359_14942_7550.N1	07-JAN-2005 22:14:30	Dark	50.500	4	Alp1Cen	-0.010000	5800.0	101	14942	No
219	GOM_NL__2PRFIN20050107_221741_000000432033_00359_14942_7551.N1	07-JAN-2005 22:17:41	Dark	43.000	20	Bet Cru	1.2530	30000.	86	14942	No

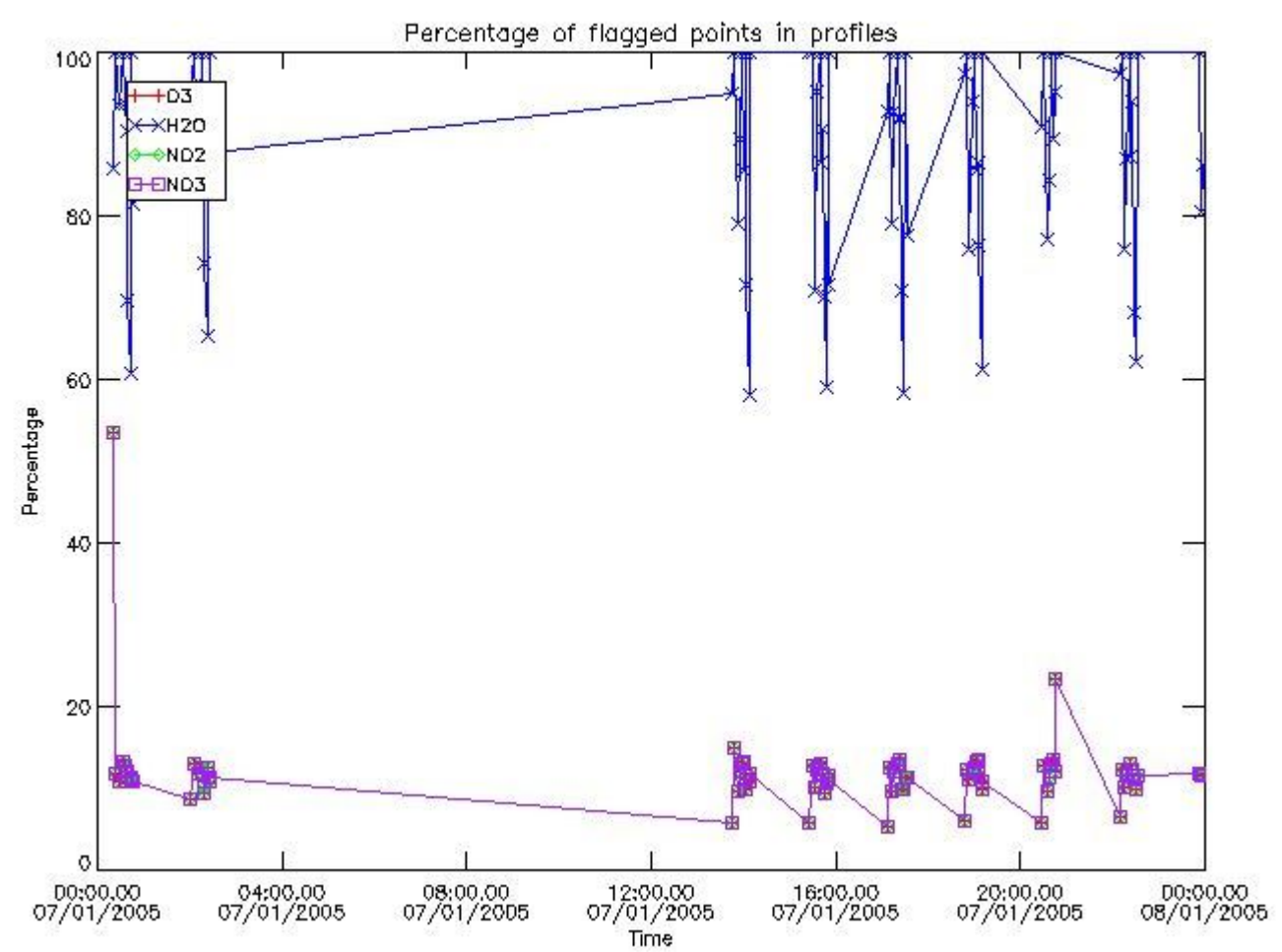


220	GOM_NL__2PRFIN20050107_222200_000000392033_00359_14942_7552.N1	07-JAN-2005 22:22:00	Dark	39.000	124	The Car	2.7640	30000.	78	14942	No
221	GOM_NL__2PRFIN20050107_222340_000000402033_00359_14942_7553.N1	07-JAN-2005 22:23:40	Dark	39.500	29	Bet Car	1.6720	10200.	79	14942	No
222	GOM_NL__2PRFIN20050107_222519_000000422033_00359_14942_7554.N1	07-JAN-2005 22:25:19	Dark	41.500	71	lot Car	2.2460	7700.0	83	14942	No
223	GOM_NL__2PRFIN20050107_222645_000000462033_00359_14942_7555.N1	07-JAN-2005 22:26:45	Dark	46.000	41	Eps Car	1.8600	4100.0	92	14942	No
224	GOM_NL__2PRFIN20050107_223040_000000522033_00359_14942_7556.N1	07-JAN-2005 22:30:40	Dark	52.000	2	Alp Car	-0.73600	7000.0	104	14942	No
225	GOM_NL__2PRFIN20050107_223212_000000452033_00359_14942_7557.N1	07-JAN-2005 22:32:12	Dark	44.500	70	Zet Pup	2.2460	39000.	89	14942	No
226	GOM_NL__2PRFIN20050107_223403_000000482033_00359_14942_7558.N1	07-JAN-2005 22:34:03	Straylight	48.000	117	Pl Pup	2.7060	3800.0	96	14942	No
227	GOM_NL__2PRFIN20050107_223643_000000472033_00359_14942_7559.N1	07-JAN-2005 22:36:43	Straylight	46.500	23	21Eps CMa	1.5020	26000.	93	14942	No
228	GOM_NL__2PRFIN20050107_223811_000000452033_00359_14942_7560.N1	07-JAN-2005 22:38:11	Straylight	44.500	179	24Omi2CMa	3.0320	24000.	89	14942	No
229	GOM_NL__2PRFIN20050107_224030_000000532033_00359_14942_7561.N1	07-JAN-2005 22:40:30	Straylight	52.500	1	9Alp CMa	-1.4400	11000.	105	14942	No
230	GOM_NL__2PRFIN20050107_224341_000000522033_00359_14942_7562.N1	07-JAN-2005 22:43:41	Straylight	52.000	7	19Bet Ori	0.10000	14000.	104	14942	No
231	GOM_NL__2PRFIN20050107_224525_000000442033_00359_14942_7563.N1	07-JAN-2005 22:45:25	Straylight	43.500	30	46Eps Ori	1.6940	30000.	87	14942	No
232	GOM_NL__2PRFIN20050107_224800_000000612033_00359_14942_7564.N1	07-JAN-2005 22:48:00	Tw_i_and_stray	61.000	8	10Alp CMi	0.40000	6500.0	122	14942	No
233	GOM_NL__2PRFIN20050107_225036_000000472033_00359_14942_7565.N1	07-JAN-2005 22:50:36	Tw_i_and_stray	46.500	44	24Gam Gem	1.9280	11000.	93	14942	No
234	GOM_NL__2PRFIN20050107_225216_000000502033_00359_14942_7566.N1	07-JAN-2005 22:52:16	Bright	49.500	151	13Mu Gem	2.8900	3000.0	99	14942	No
235	GOM_NL__2PRFIN20050107_225348_000000412033_00359_14942_7567.N1	07-JAN-2005 22:53:48	Bright	41.000	28	12Bet Tau	1.6500	15200.	82	14942	No
236	GOM_NL__2PRFIN20050107_225515_000000402033_00359_14942_7568.N1	07-JAN-2005 22:55:15	Bright	40.000	114	3lot Aur	2.6930	4600.0	80	14942	No
237	GOM_NL__2PRFIN20050107_225653_000000492033_00359_14942_7569.N1	07-JAN-2005 22:56:53	Bright	48.500	24	66Alp Gem	1.5800	10200.	97	14942	No
238	GOM_NL__2PRFIN20050107_225836_000000382033_00359_14942_7570.N1	07-JAN-2005 22:58:36	Bright	38.000	42	34Bet Aur	1.9000	10200.	76	14942	No
239	GOM_NL__2PRFIN20050107_230014_000000392033_00359_14942_7571.N1	07-JAN-2005 23:00:14	Bright	38.500	175	39Del Per	3.0100	19400.	77	14942	No
240	GOM_NL__2PRFIN20050107_230229_000000412033_00359_14942_7572.N1	07-JAN-2005 23:02:29	Bright	40.500	160	23Gam Per	2.9300	4700.0	81	14942	No
241	GOM_NL__2PRFIN20050107_231100_000000362033_00359_14942_7573.N1	07-JAN-2005 23:11:00	Bright	35.500	49	1Alp UMi	1.9900	6300.0	71	14942	No
242	GOM_NL__2PRFIN20050107_231243_000000502033_00359_14942_7574.N1	07-JAN-2005 23:12:43	Bright	50.000	36	50Alp UMa	1.8000	6300.0	100	14942	No
243	GOM_NL__2PRFIN20050107_231515_000000402033_00359_14942_7575.N1	07-JAN-2005 23:15:15	Bright	39.500	60	7Bet UMi	2.0810	3950.0	79	14942	No
244	GOM_NL__2PRFIN20050107_231820_000000502033_00359_14942_7576.N1	07-JAN-2005 23:18:20	Bright	49.500	32	77Eps UMa	1.7630	11000.	99	14942	No
245	GOM_NL__2PRFIN20050107_232141_000000372033_00359_14942_7577.N1	07-JAN-2005 23:21:41	Bright	37.000	130	23Bet Dra	2.7990	5800.0	74	14942	No
246	GOM_NL__2PRFIN20050107_232557_000000742033_00359_14942_7578.N1	07-JAN-2005 23:25:57	Bright	74.000	152	12Alp2CVn	2.8900	11000.	148	14942	No
247	GOM_NL__2PRFIN20050107_233033_000000512033_00359_14942_7579.N1	07-JAN-2005 23:30:33	Bright	50.500	83		2.3780	11000.	101	14942	No
248	GOM_NL__2PRFIN20050107_233240_000000352033_00359_14942_7580.N1	07-JAN-2005 23:32:40	Bright	34.500	59	55Alp Oph	2.0800	8900.0	69	14942	No
249	GOM_NL__2PRFIN20050107_233530_000000712033_00359_14942_7581.N1	07-JAN-2005 23:35:30	Bright	70.500	111	8Eta Boo	2.6800	6000.0	141	14942	No
250	GOM_NL__2PRFIN20050107_233814_000000532033_00359_14942_7582.N1	07-JAN-2005 23:38:14	Bright	53.000	120	1Del Oph	2.7340	3200.0	106	14942	No
251	GOM_NL__2PRFIN20050107_234124_000000492033_00359_14942_7583.N1	07-JAN-2005 23:41:24	Bright	48.500	104	27Bet Lib	2.6140	13100.	97	14942	No
252	GOM_NL__2PRFIN20050107_234342_000000452033_00359_14942_7584.N1	07-JAN-2005 23:43:42	Tw_i_and_stray	44.500	80	7Del Sco	2.3160	30000.	89	14942	No
253	GOM_NL__2PRFIN20050107_235212_000000442033_00359_14942_7585.N1	07-JAN-2005 23:52:12	Dark	43.500	78	Alp Lup	2.3040	28000.	87	14942	No
254	GOM_NL__2PRFIN20050107_235507_000000442033_00360_14943_7658.N1	07-JAN-2005 23:55:07	Dark	44.000	4	Alp1Cen	-0.010000	5800.0	88	14943	No
255	GOM_NL__2PRFIN20050107_235817_000000442033_00360_14943_7659.N1	07-JAN-2005 23:58:17	Dark	44.000	20	Bet Cru	1.2530	30000.	88	14943	No

### 3. Quality information per product

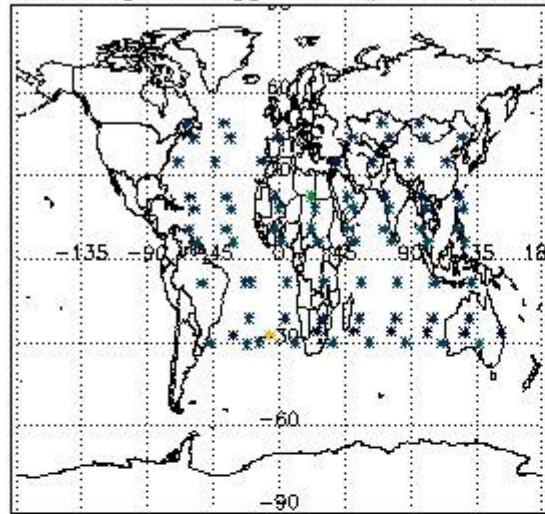
In this section it is plotted some information contained in the Quality Summary data set of the level 2 products. Only products in dark limb conditions and without errors (error flag in the MPH set to "0") are used.

#### 3.1 Plot quality information per product (time dependant)

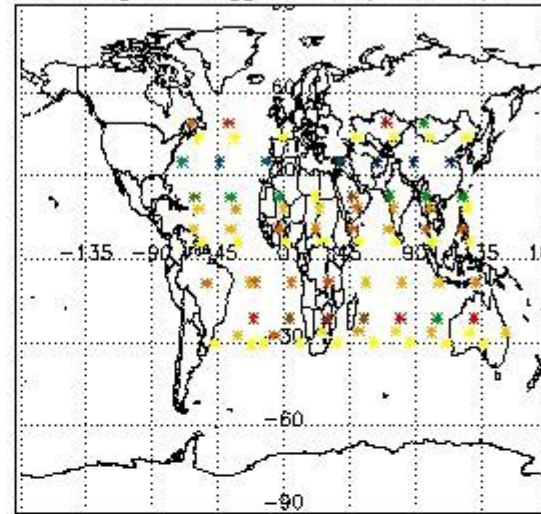


3.2 Plot quality information per product (world map)

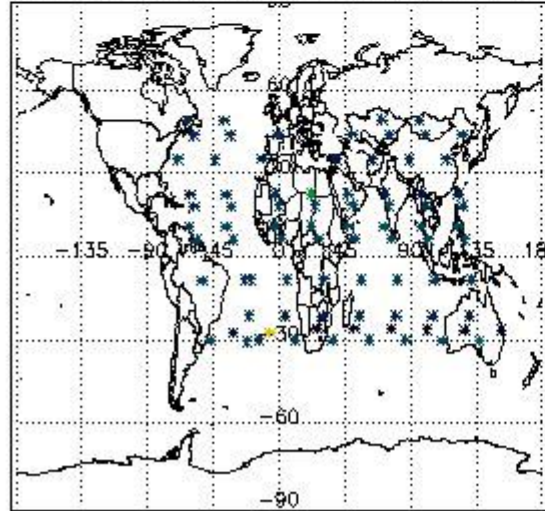
Percentage of flagged data per O3 profile




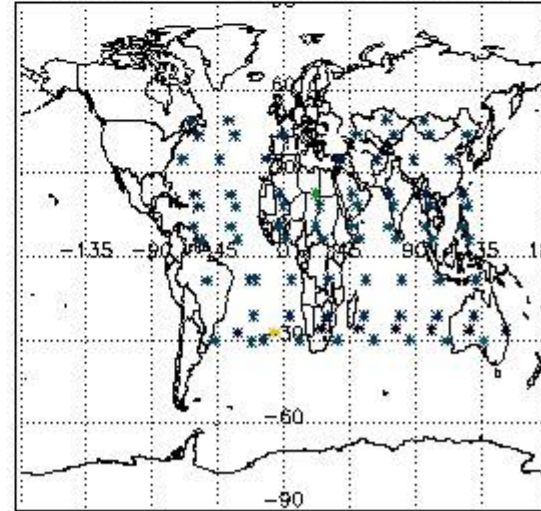
Percentage of flagged data per H2O profile



Percentage of flagged data per NO2 profile



Percentage of flagged data per NO3 profile

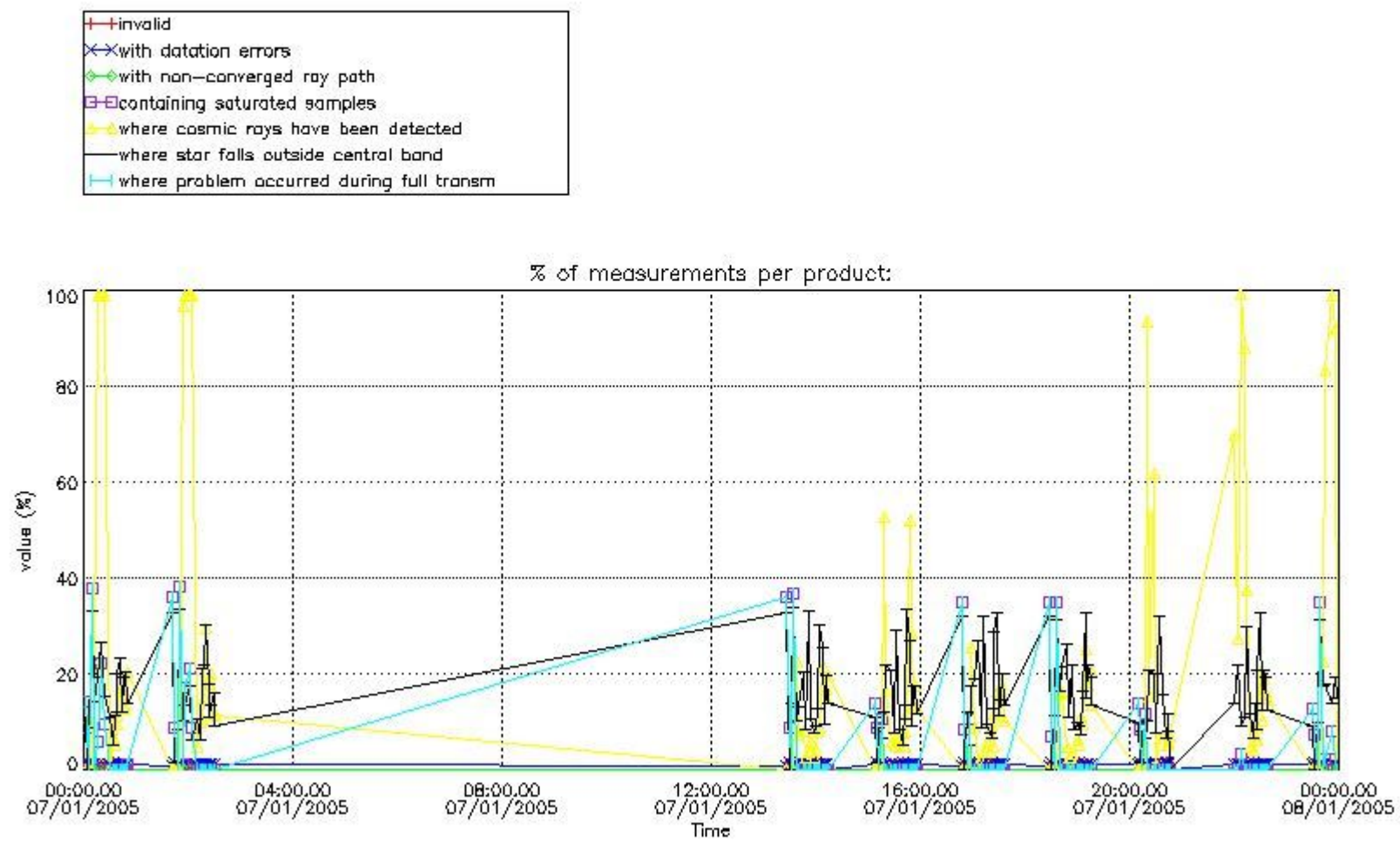


#### 4. Level 1 quality information per product

In this section it is plotted some information contained in the Quality Summary data set of the level 2 products that comes from the level 1b processing. Products without errors (error flag in the MPH set to "0") are used.

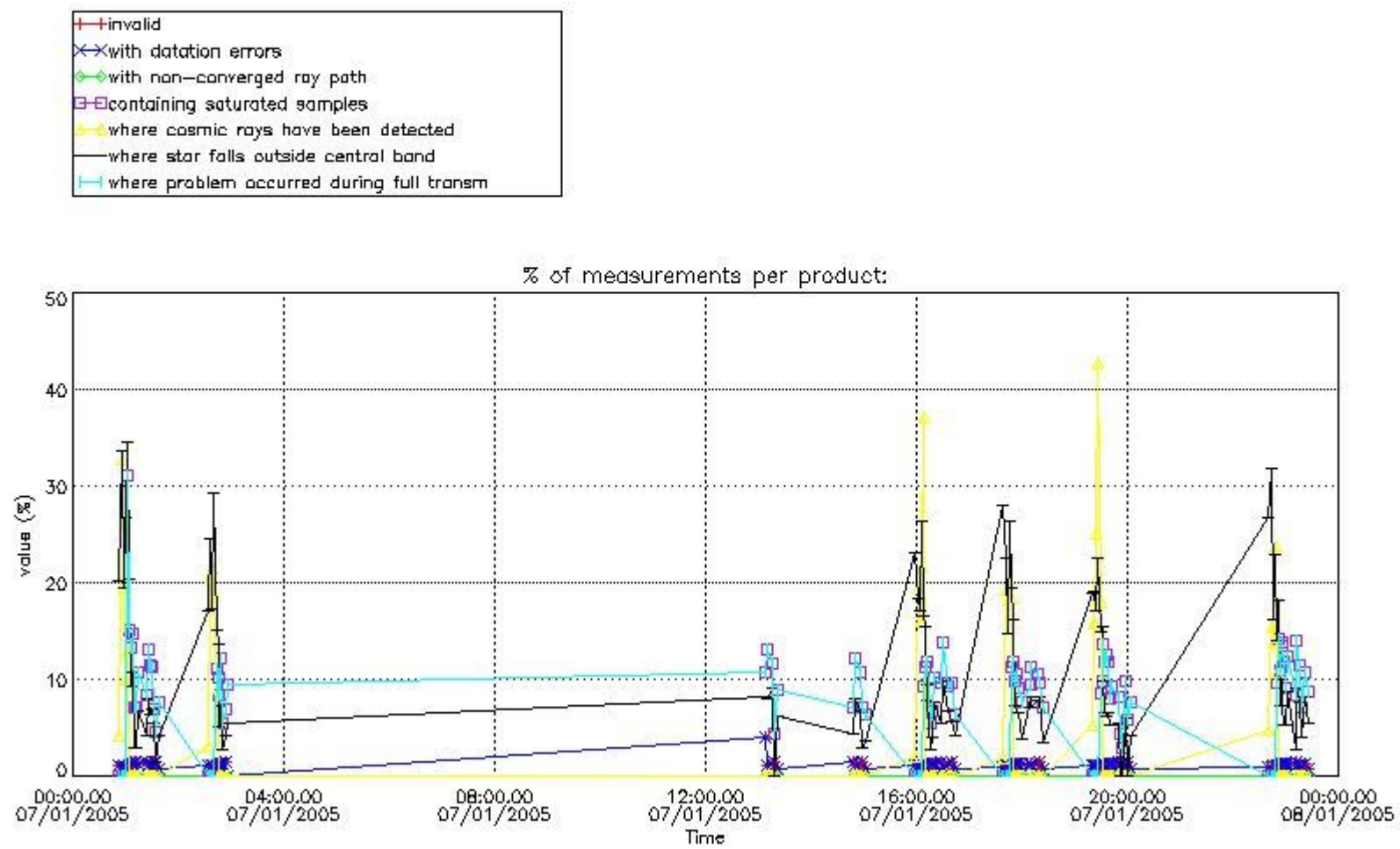
##### 4.1 Plot quality information per product (time dependant) coming from level 1b processing

###### 4.1.1 Plot level 1 quality information per product (time dependant): ENVISAT ASCENDING passes



4.1.2 Plot level 1 quality information per product (time dependant): ENVI SAT DESCENDING passes

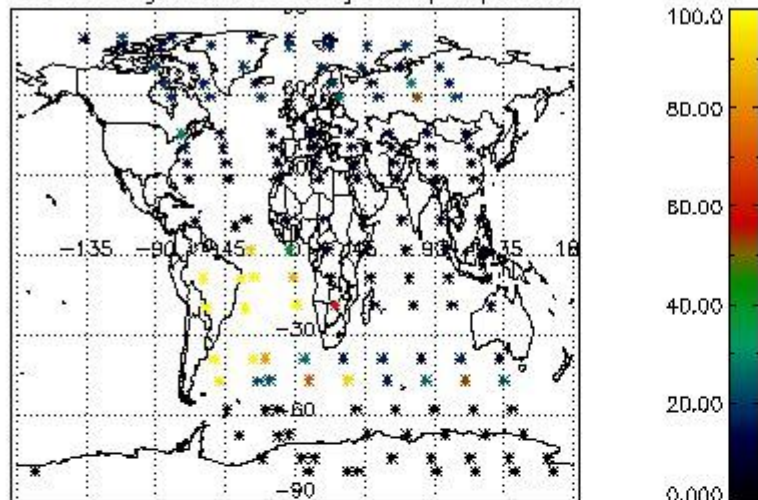




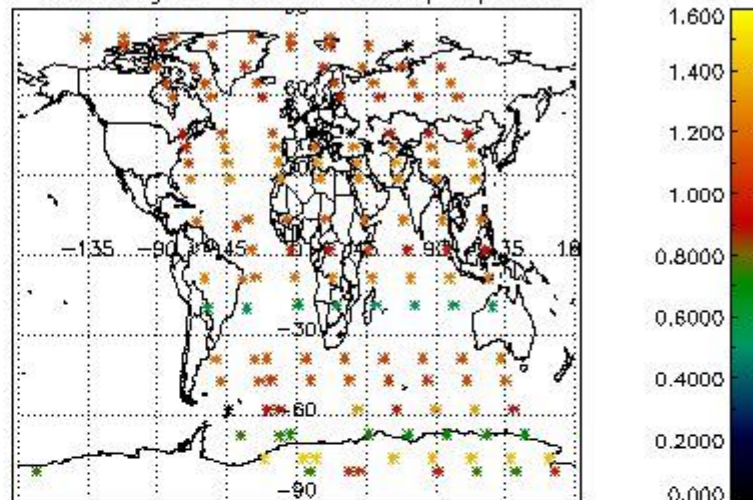
*4.2 Plot quality information per product coming from level 1b processing (world map)*

*4.2.1 Plot level 1 quality information per product (world map): ENVISAT ASCENDING passes*

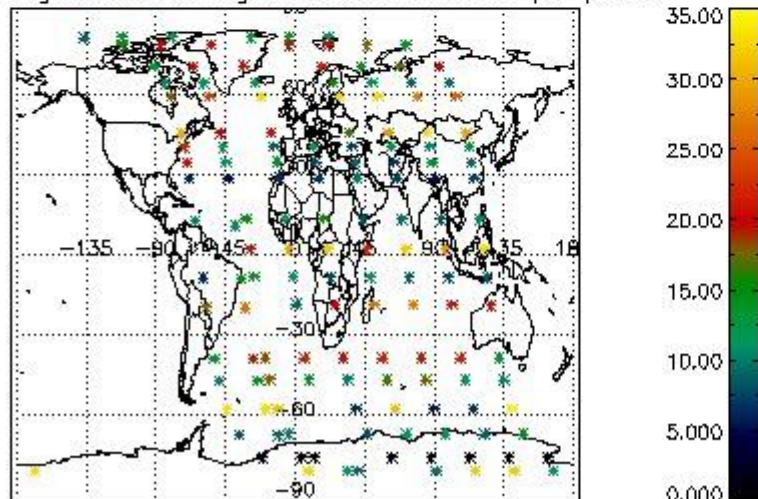
Percentage of cosmic ray hits per profile



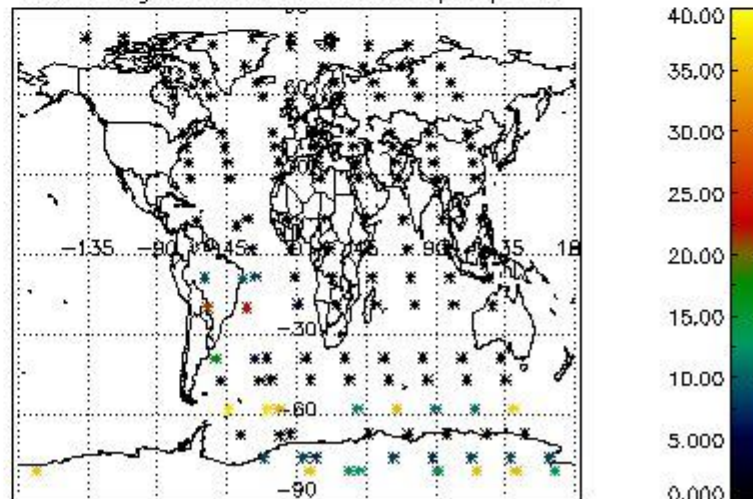
Percentage of datation errors per profile



Percentage of star falling outside central band per profile

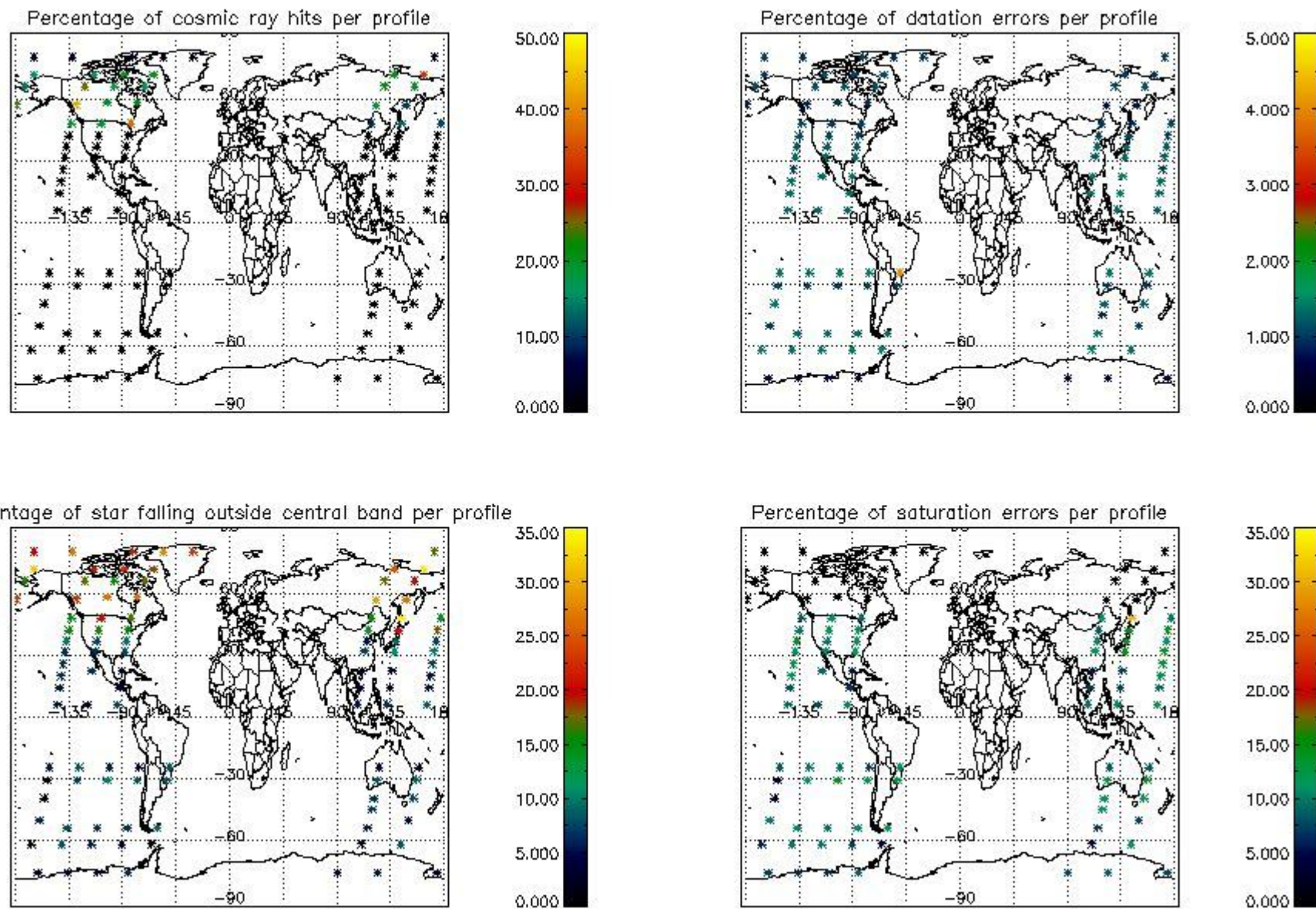


Percentage of saturation errors per profile



4.2.2 Plot level 1 quality information per product (world map): ENVISAT DESCENDING passes





## 5. Trace gas profiles

### 5.1 Ozone statistics based on quality of products

The final quality of the products can be "measured" using the STD (Standard Deviation) attached to every point profile. This information is written to the parameter GOM\_NL\_\_2P/NL\_LOCAL\_SPECIES\_DENSITY/o3\_std of the level 2 products. The table below shows the statistics for given STD ranges.

The statistics are given with respect to the overall valid production:

- Products without fatal errors: GOM\_NL\_\_2P/MPH/PRODUCT\_ERR=0
- Valid point profile: GOM\_NL\_\_2P/NL\_LOCAL\_SPECIES\_DENSITY/pcd(0)=0

The 'Criteria' is applied to valid points of dark limb products:

- Products in dark limb illumination condition: GOM\_NL\_\_2P/NL\_SUMMARY\_QUALITY/obs\_ill\_cond=0
- Products without fatal errors: GOM\_NL\_\_2P/MPH/PRODUCT\_ERR=0
- Valid point profile: GOM\_NL\_\_2P/NL\_LOCAL\_SPECIES\_DENSITY/pcd(0)=0

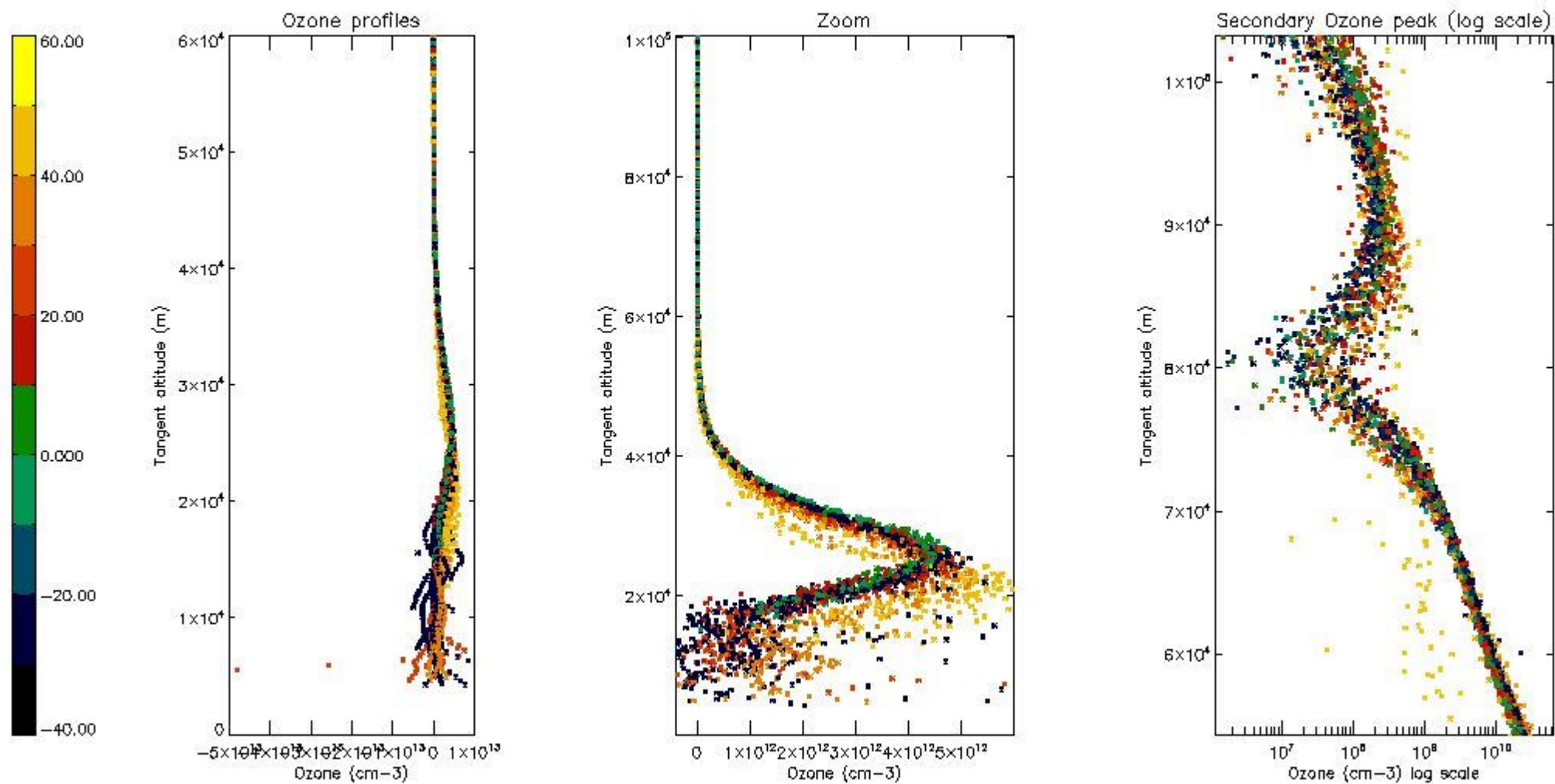
So, the table below shows the percentage of dark limb and valid observations for each criteria with respect to the overall valid daily observations.

Criteria	% of total production
All STD	34
STD < 20	21

STD < 10	18
STD < 5	13

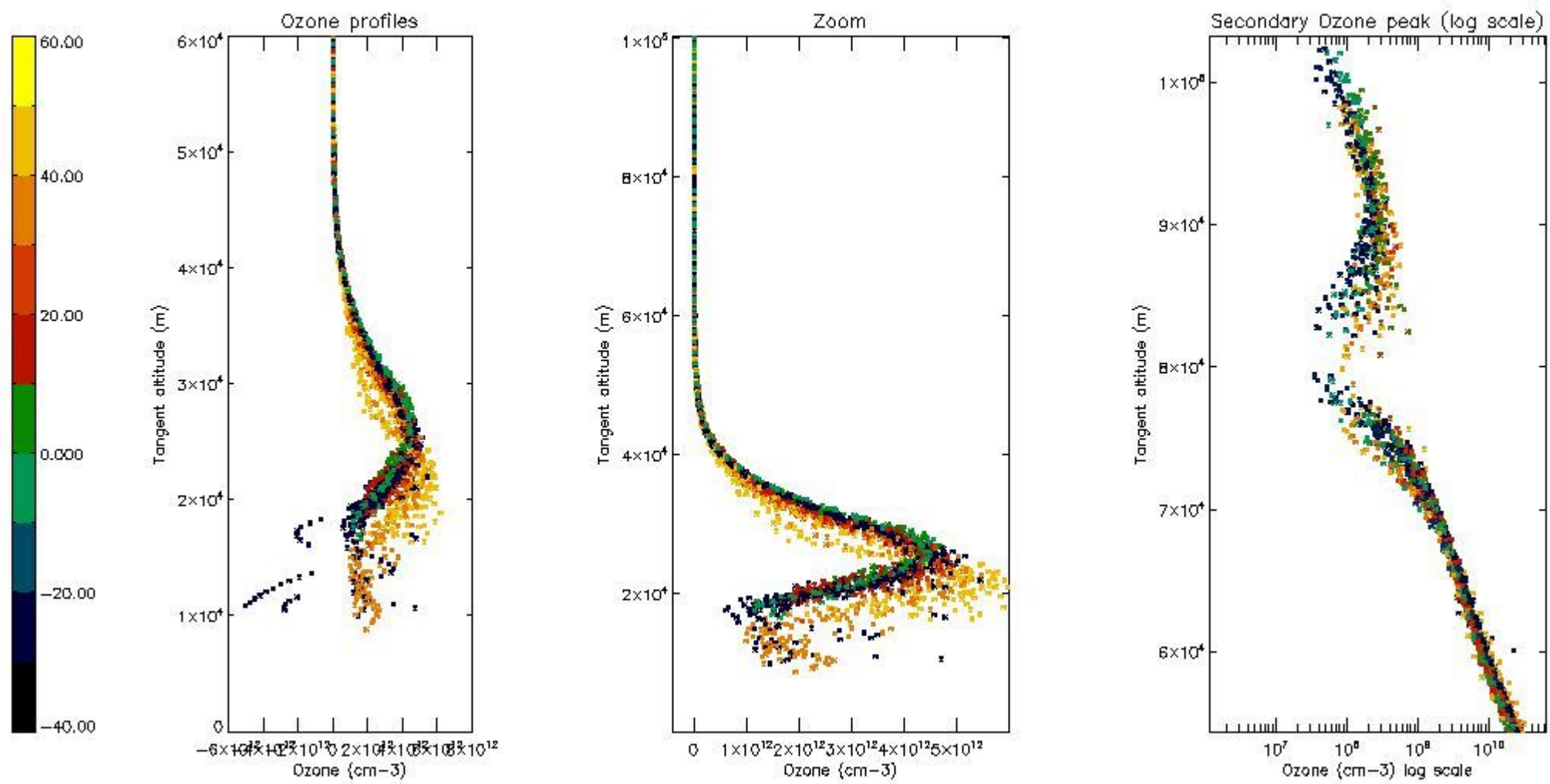
5.2 Plot ozone profiles for all STD (dark without errors)

The colorbar represents the latitude.



5.3 Plot ozone profiles where STD < 20% (dark without errors)

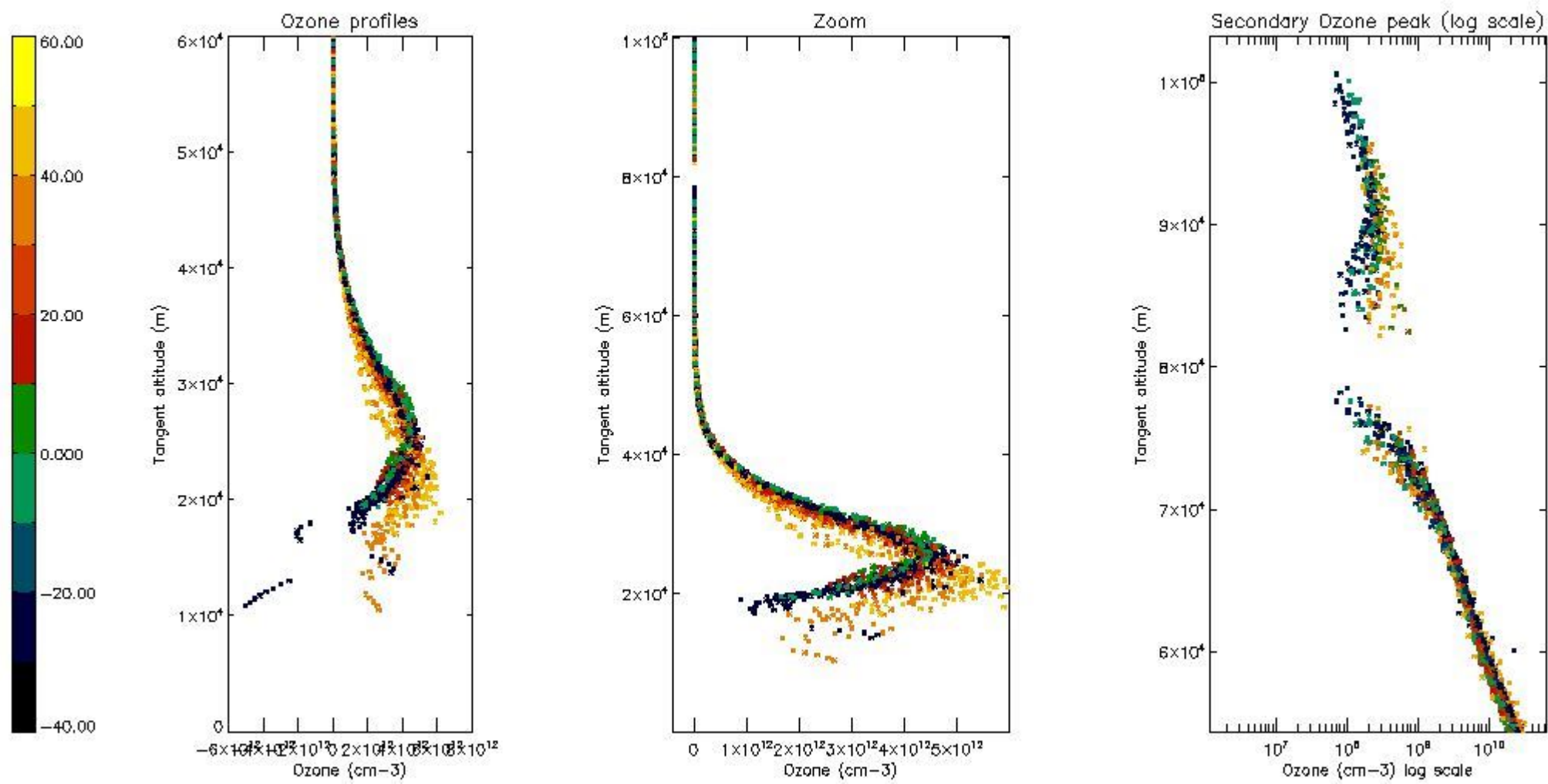
The colorbar represents the latitude.



*5.4 Plot ozone profiles where STD < 10% (dark without errors)*

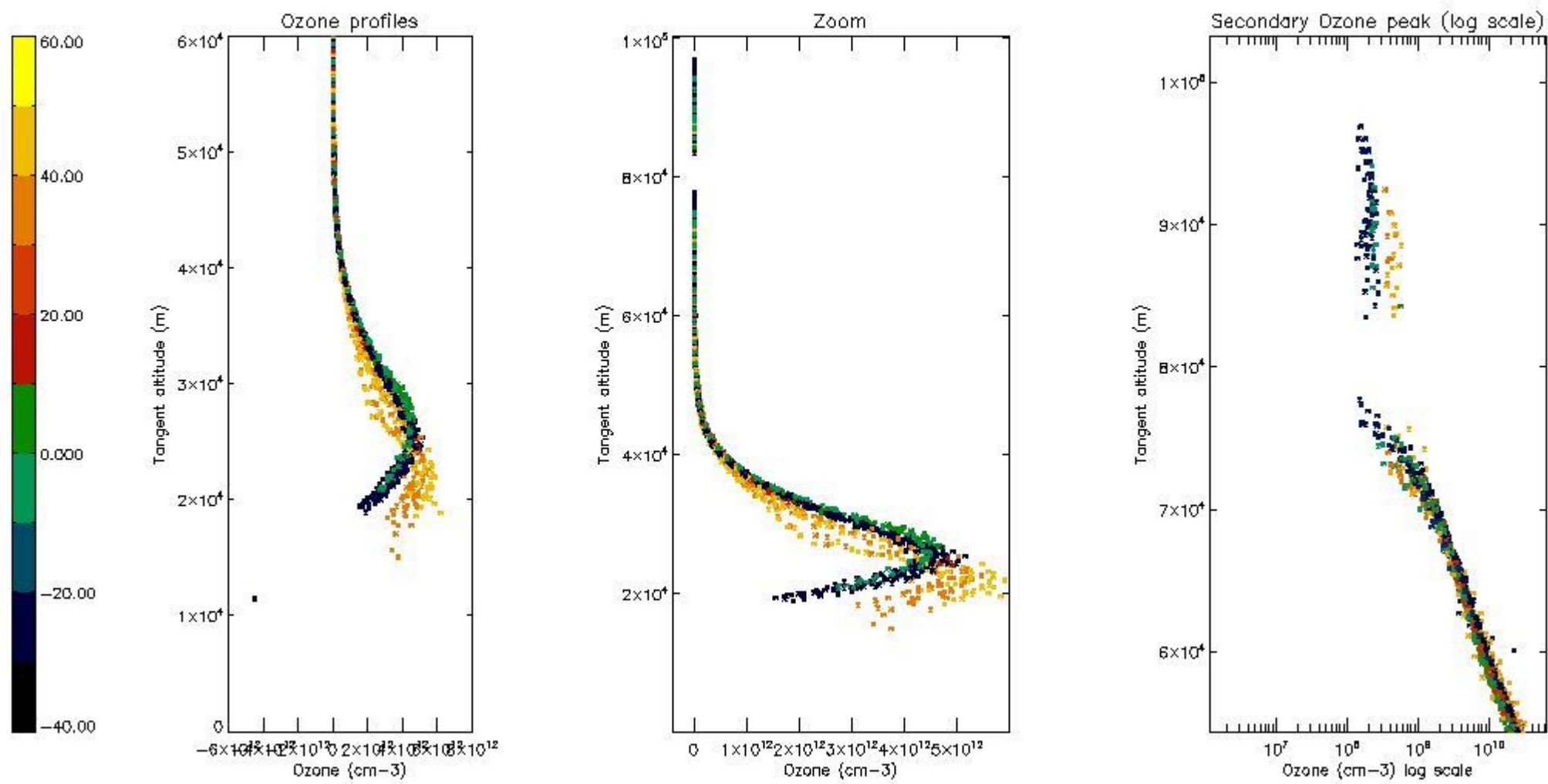
The colorbar represents the latitude.





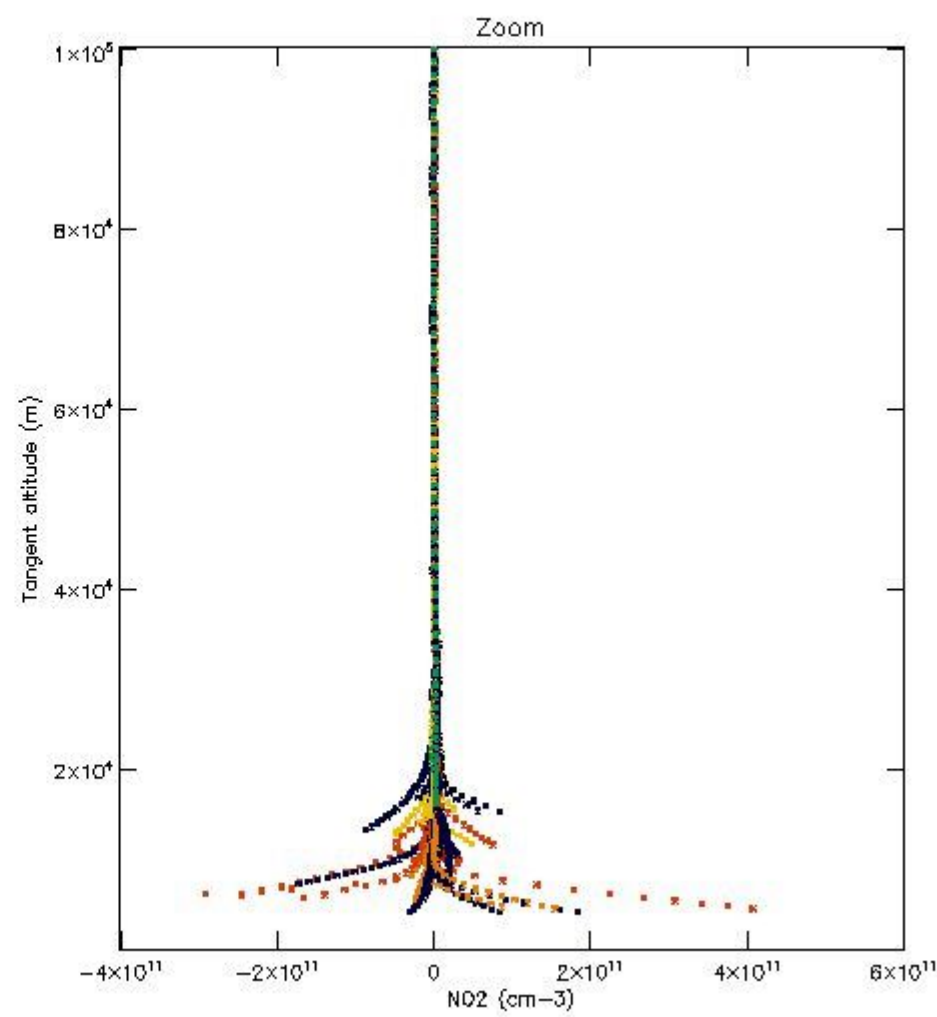
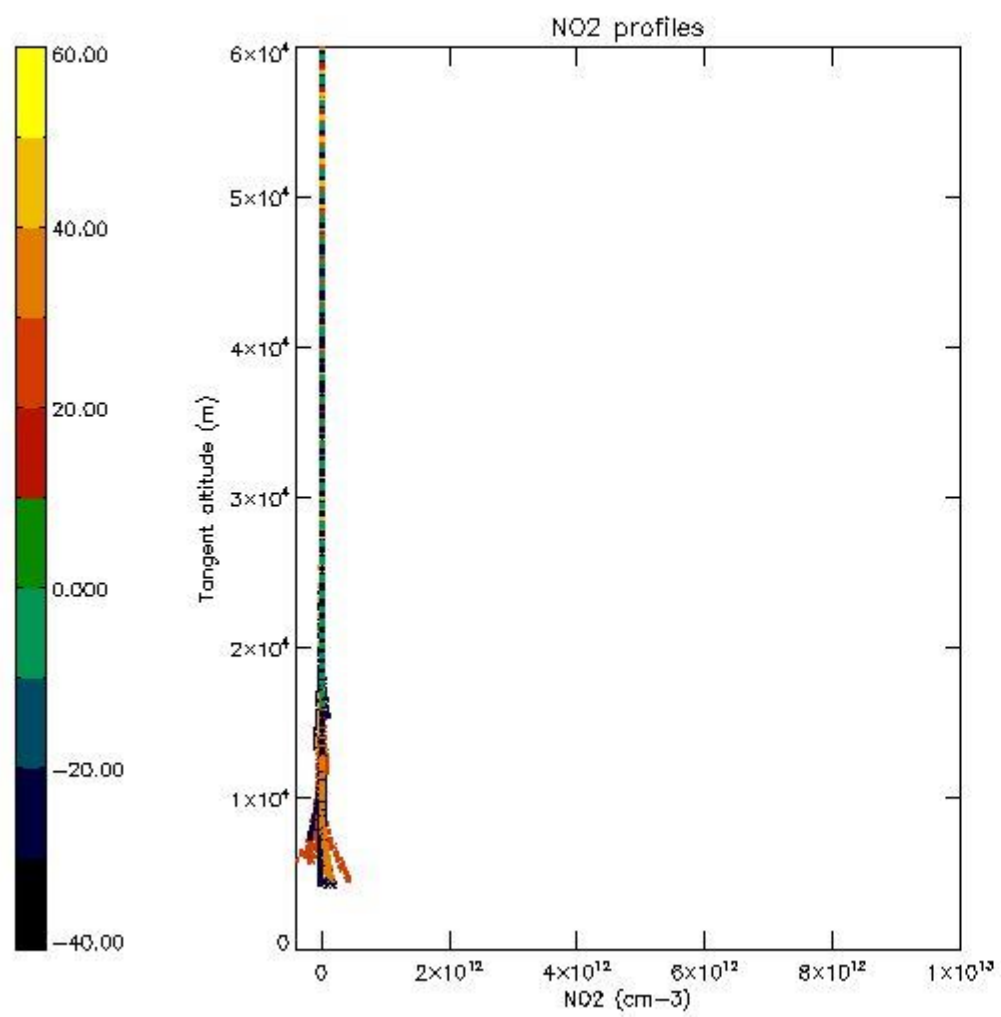
*5.5 Plot ozone profiles where STD < 5% (dark without errors)*

The colorbar represents the latitude.



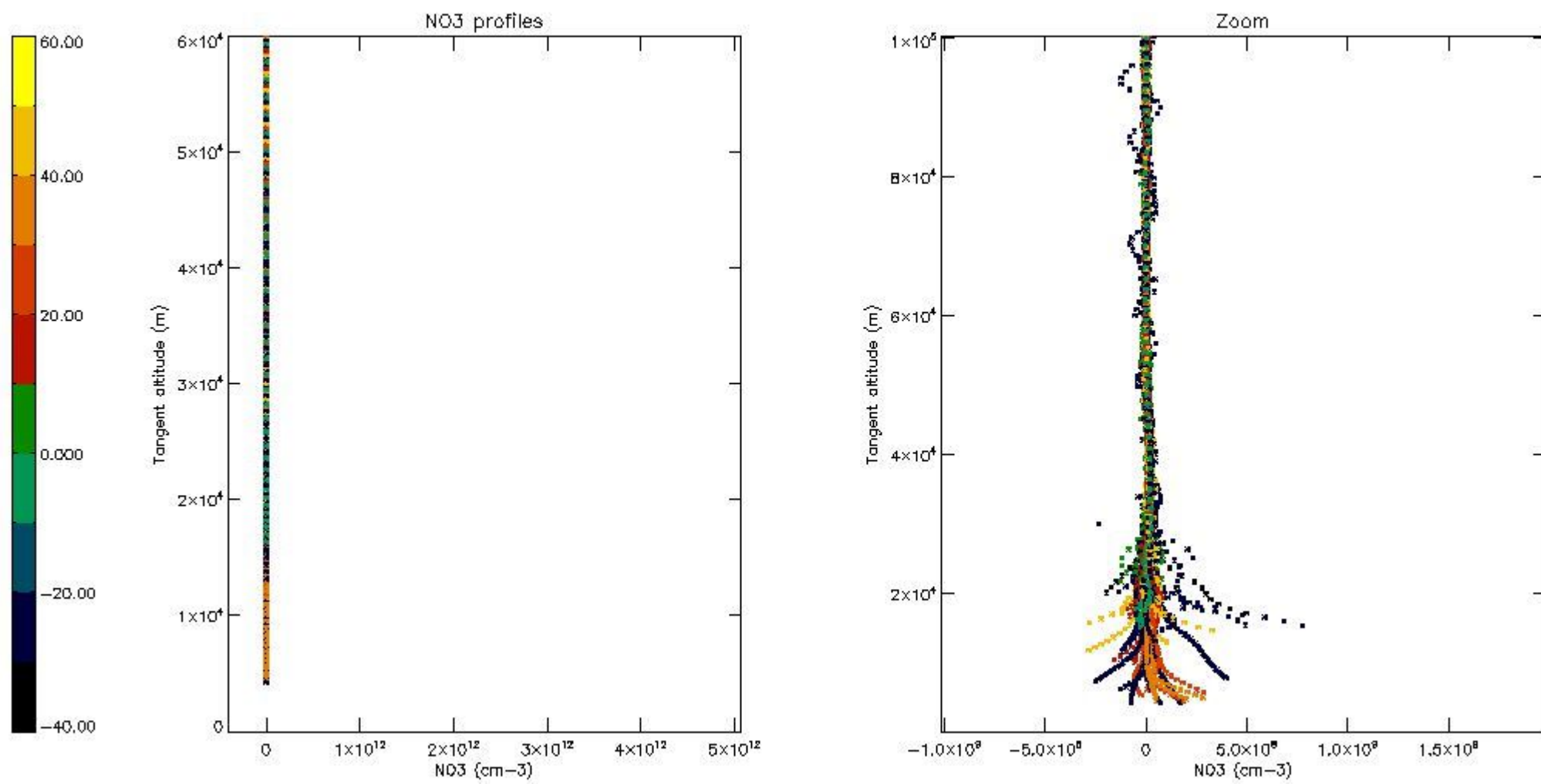
*5.6 Plot NO<sub>2</sub> profiles for all STD (dark without errors)*

The colorbar represents the latitude.



*5.7 Plot NO3 profiles for all STD (dark without errors)*

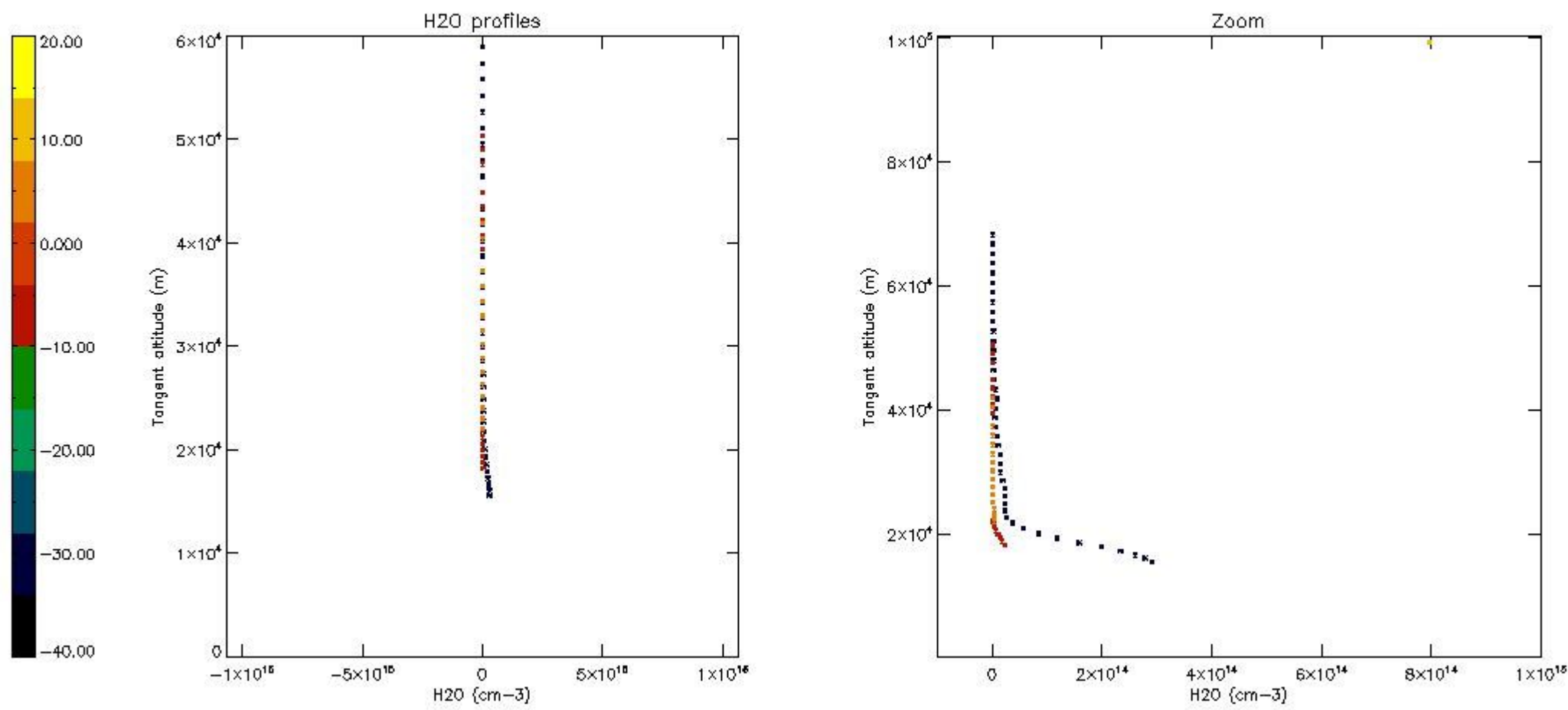
The colorbar represents the latitude.



5.8 Plot H<sub>2</sub>O profiles for all STD (only for occultations of stars 1,2,3,4,13,14,16,26,63 dark without errors)

The colorbar represents the latitude.

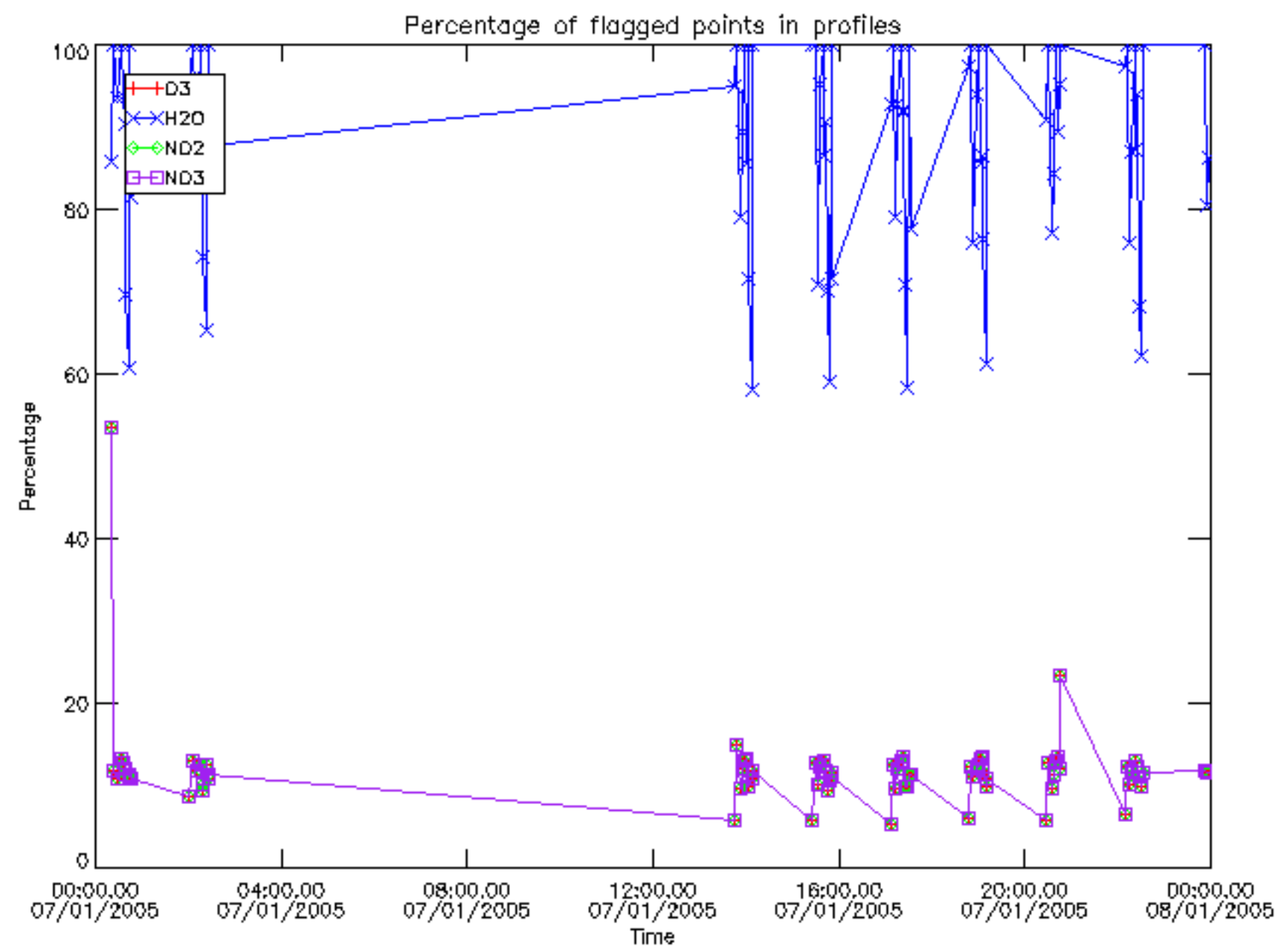




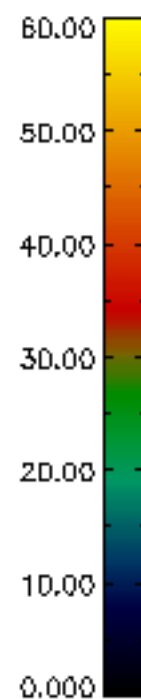
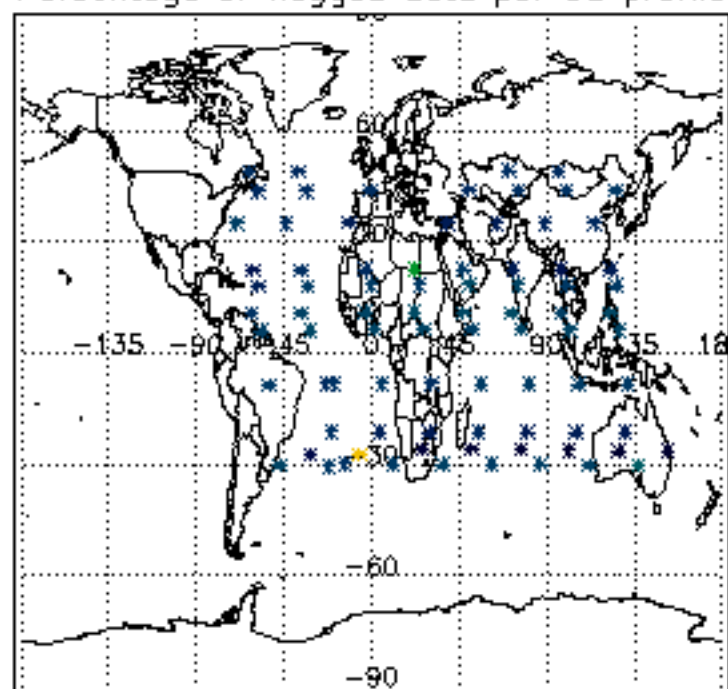
## 6. Auxiliary Data Files used for the production reported in section 2

The number reported in the third column indicates since which file (see list in section 2) the corresponding auxiliary file has been used. The fourth column is the date of those product files.

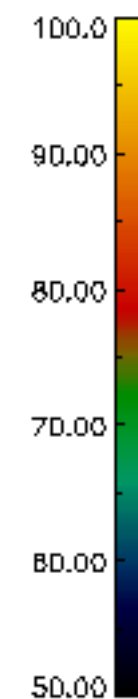
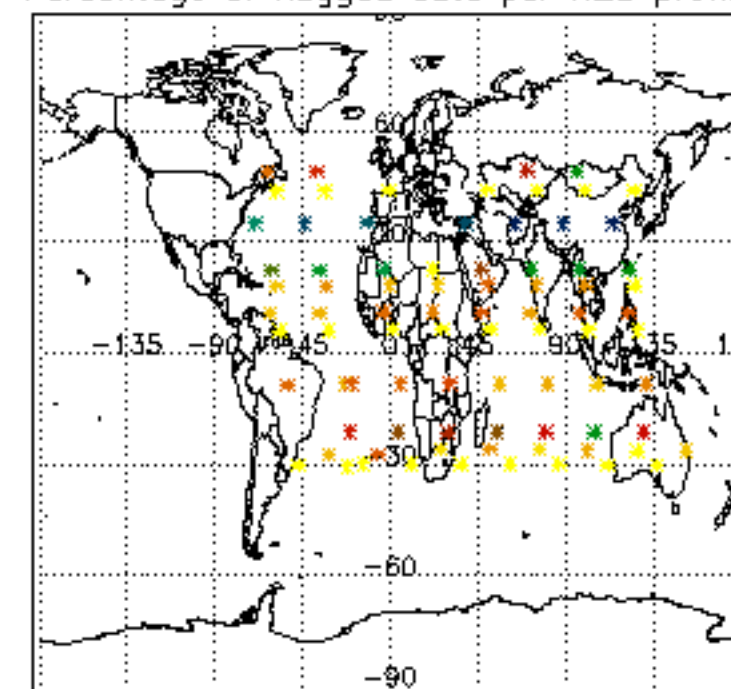
Type	Auxiliary Filename	Used since product	Used since product date
INST_PHYS_CHARACTERISTICS	GOM_INS_AXVIEC20091111_143220_20030716_120000_20500101_000000	1	07-JAN-2005 00:02:07
LEVEL-2_PROC_CONFIG	GOM_PR2_AXVIEC20091111_152718_20020301_000000_20500101_000000	1	07-JAN-2005 00:02:07
CROSS_SECTIONS_FILE	GOM_CRS_AXVIEC20091111_154832_20020301_000000_20500101_000000	1	07-JAN-2005 00:02:07



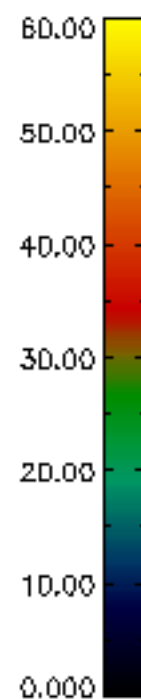
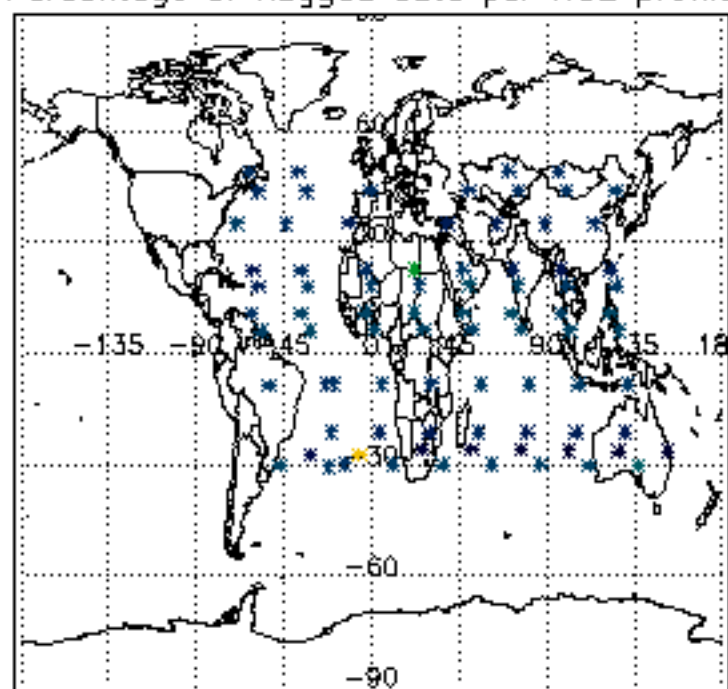
Percentage of flagged data per D3 profile



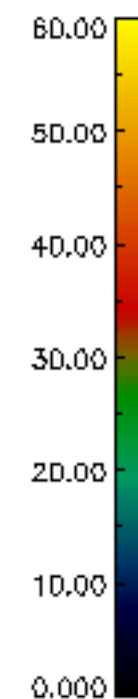
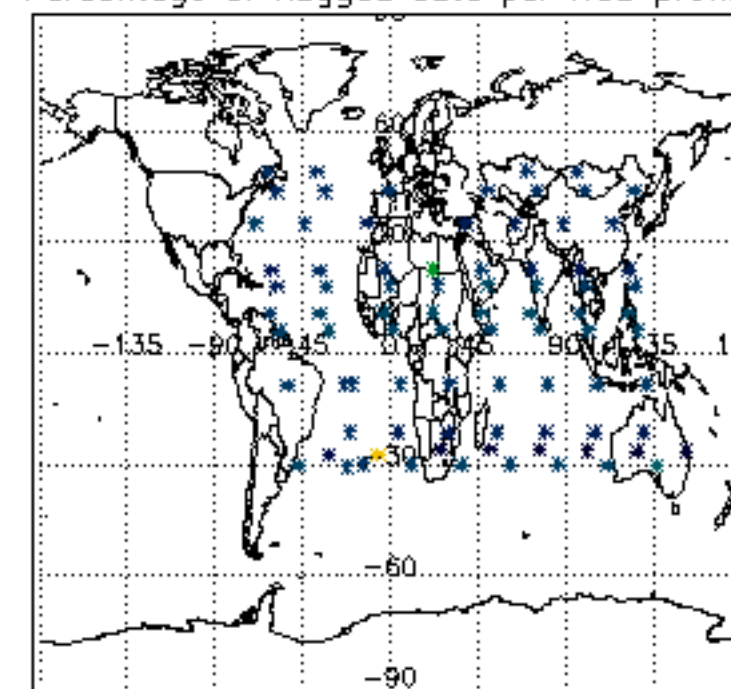
Percentage of flagged data per H2O profile

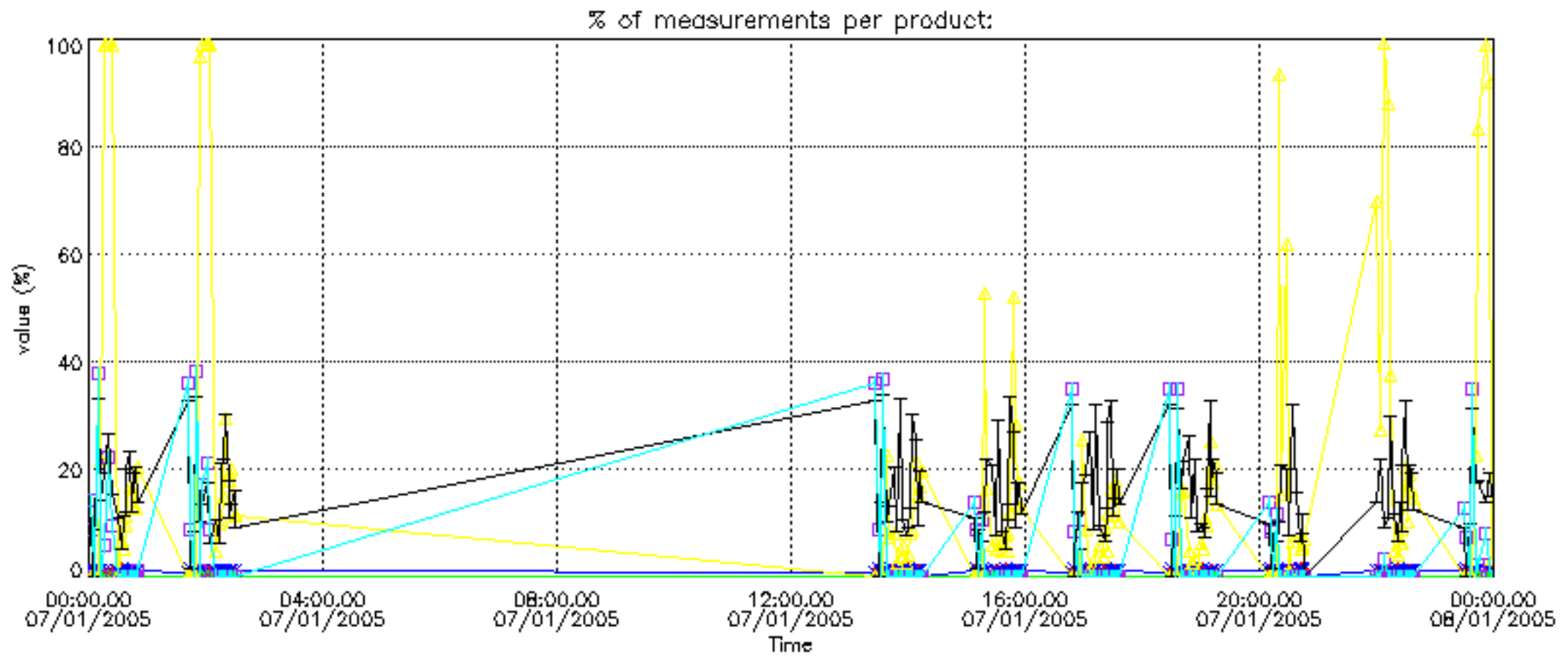


Percentage of flagged data per NO2 profile

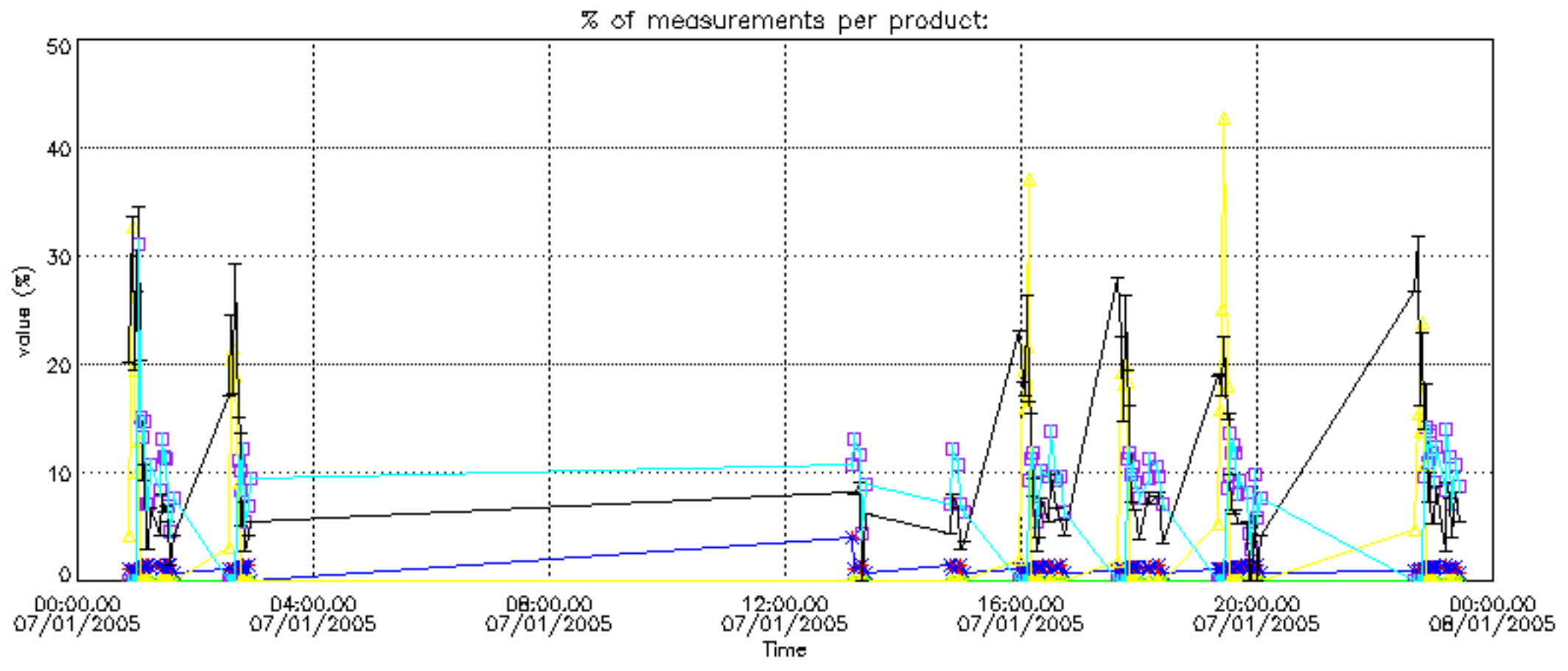


Percentage of flagged data per NO3 profile

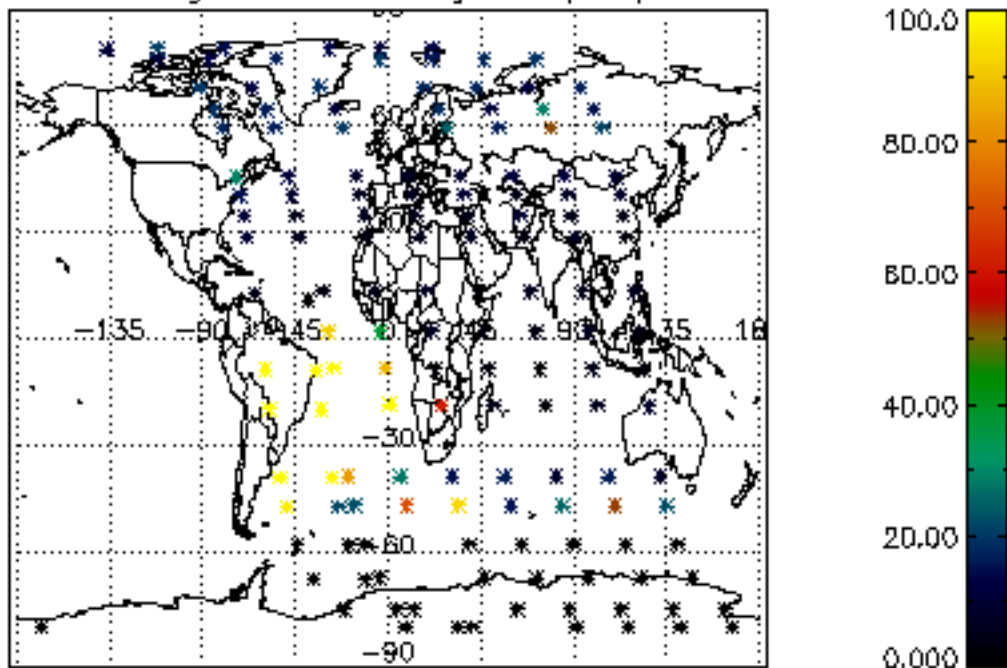




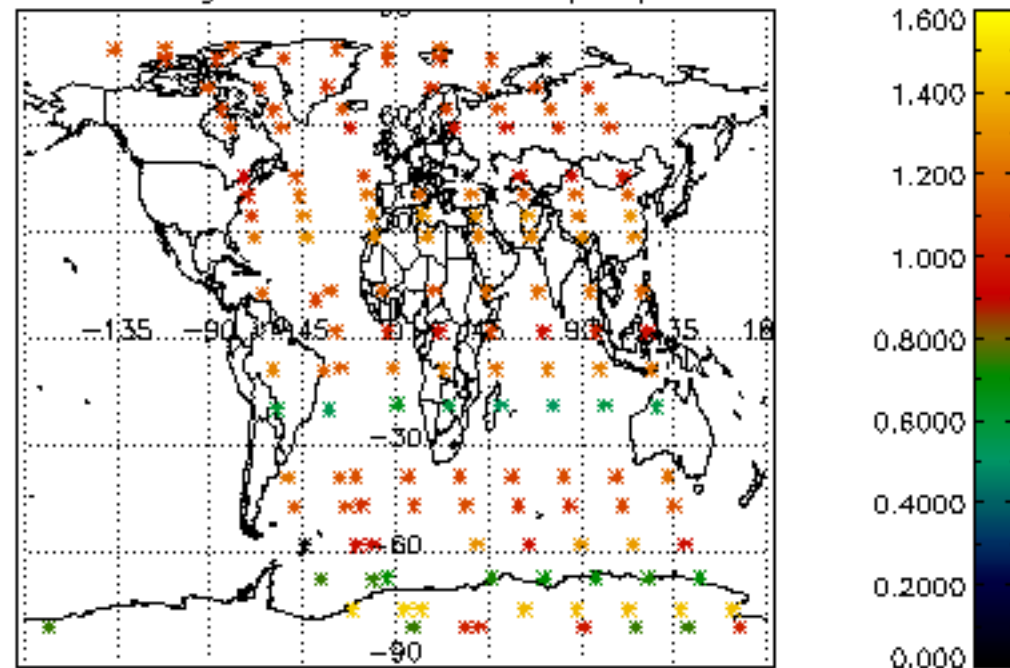




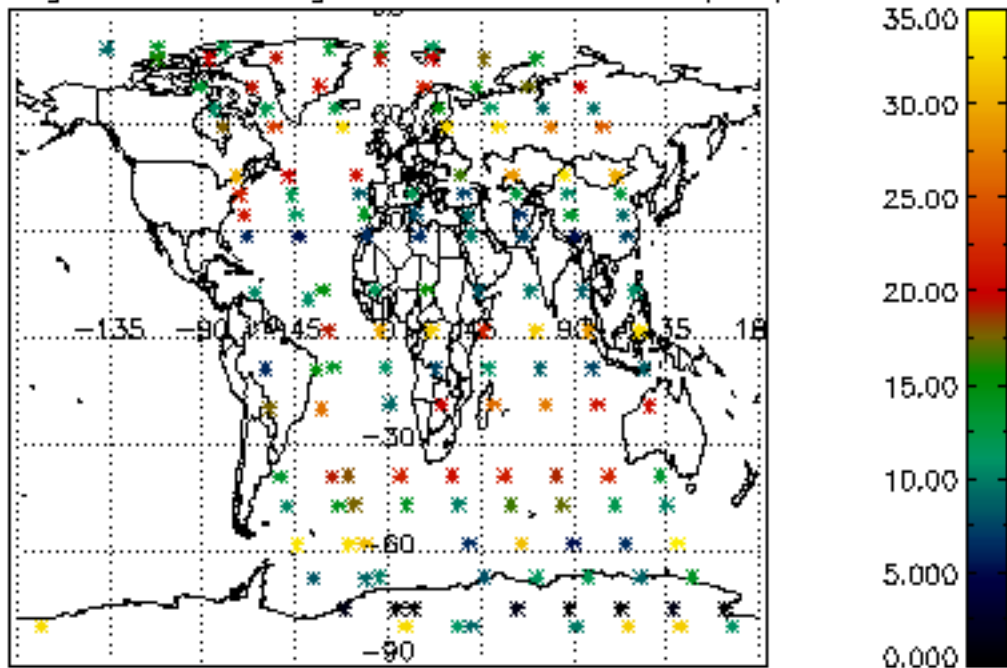
Percentage of cosmic ray hits per profile



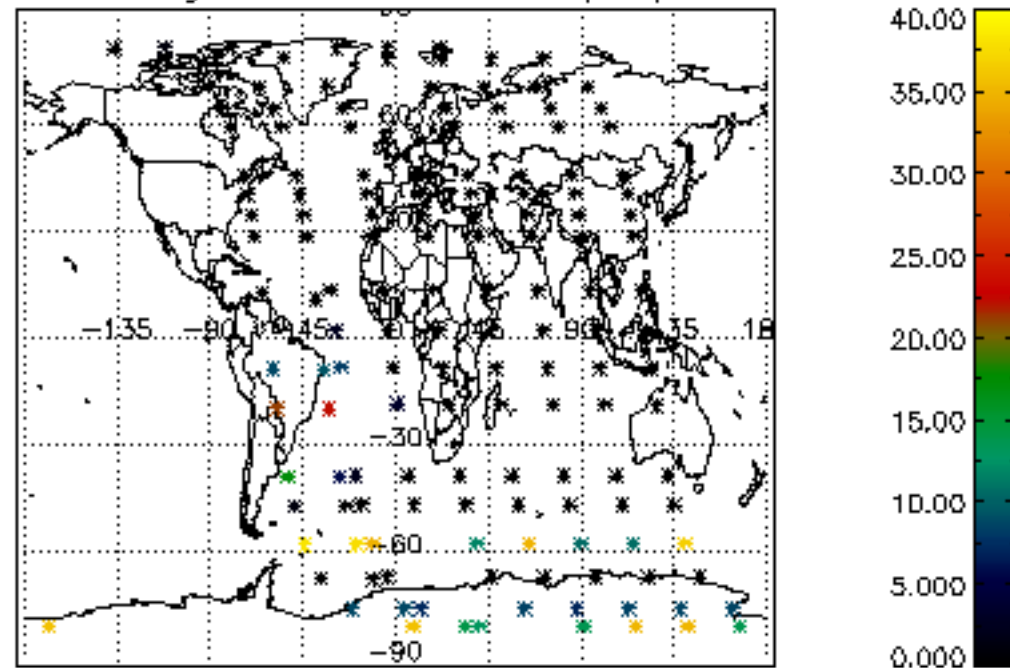
Percentage of datation errors per profile



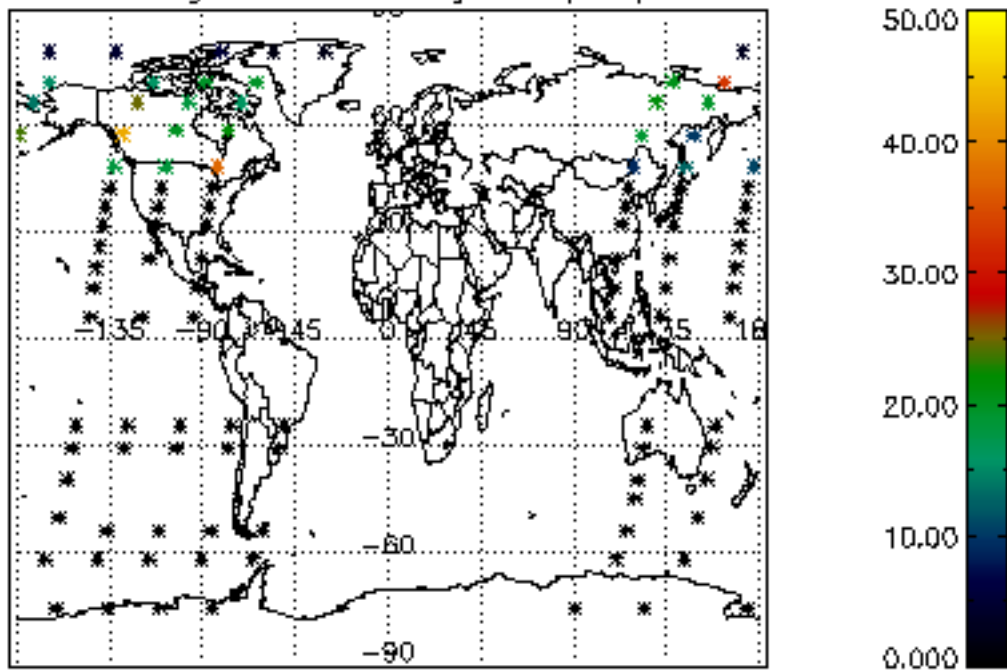
Percentage of star falling outside central band per profile



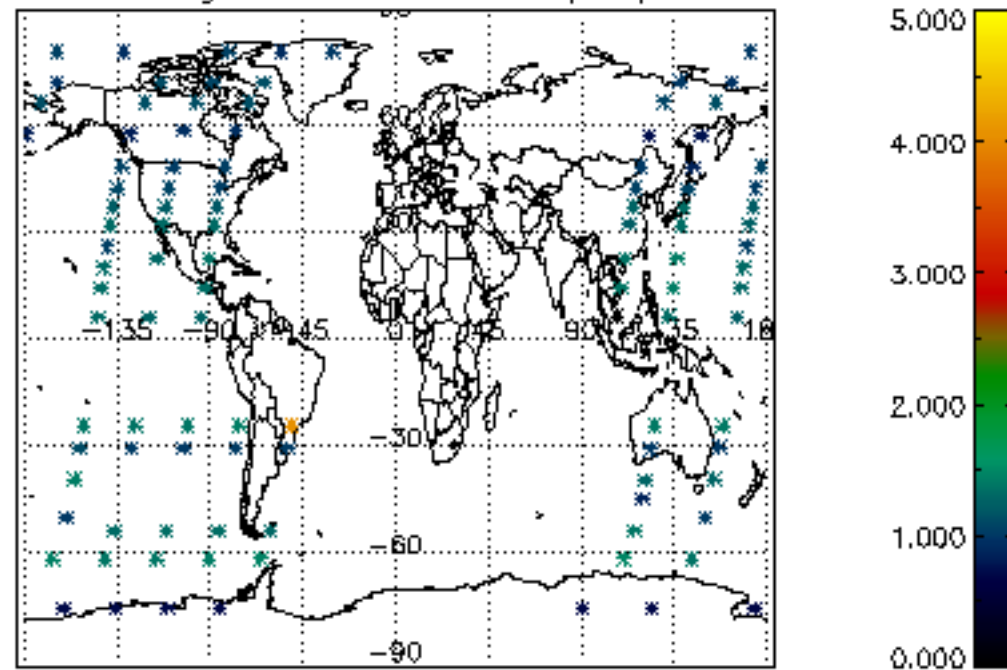
Percentage of saturation errors per profile



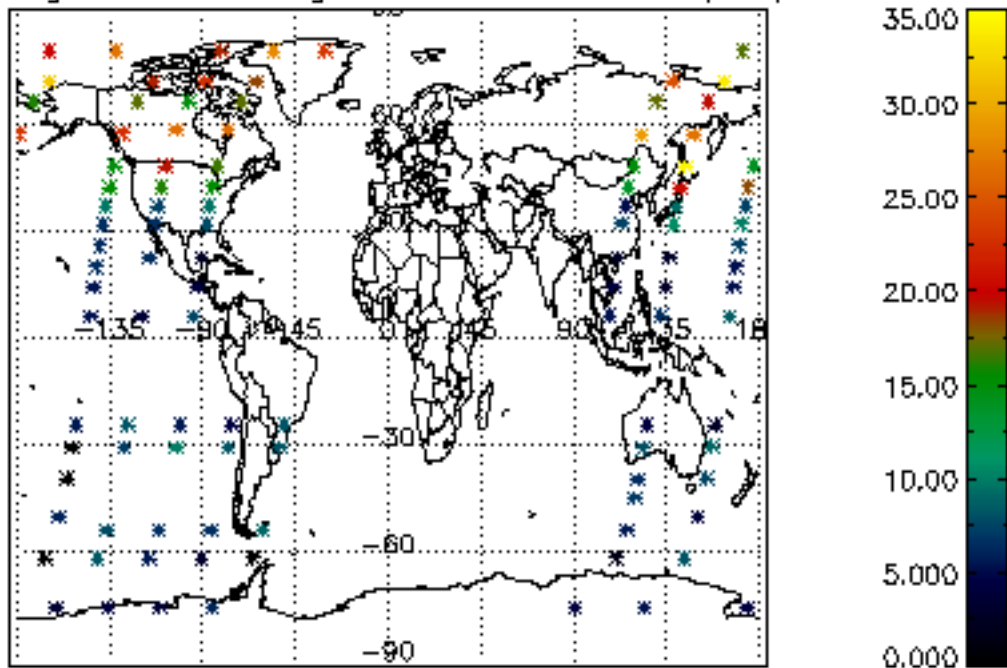
Percentage of cosmic ray hits per profile



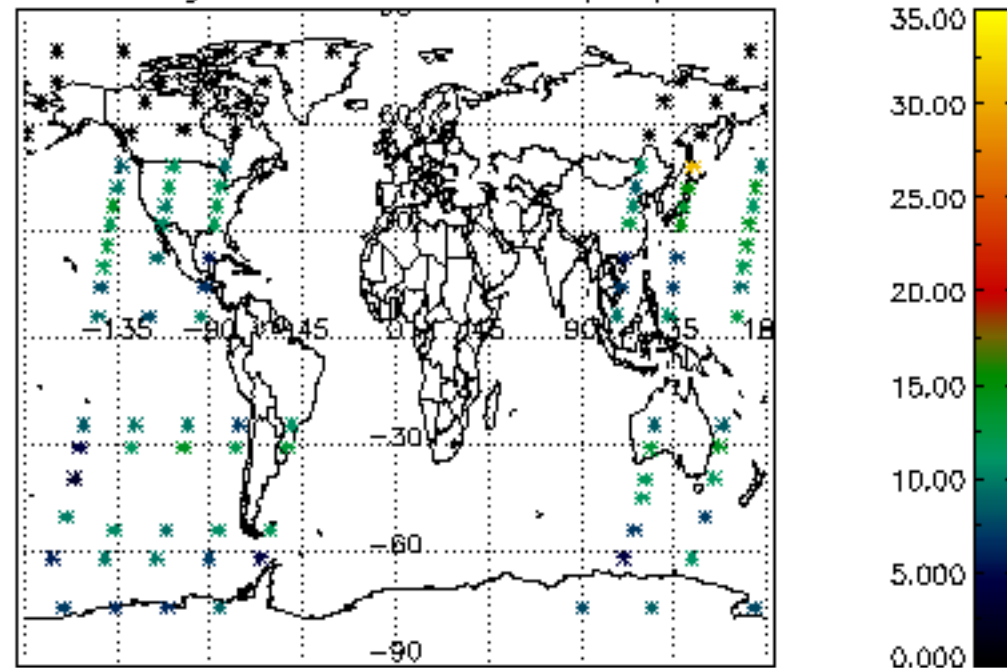
Percentage of datation errors per profile

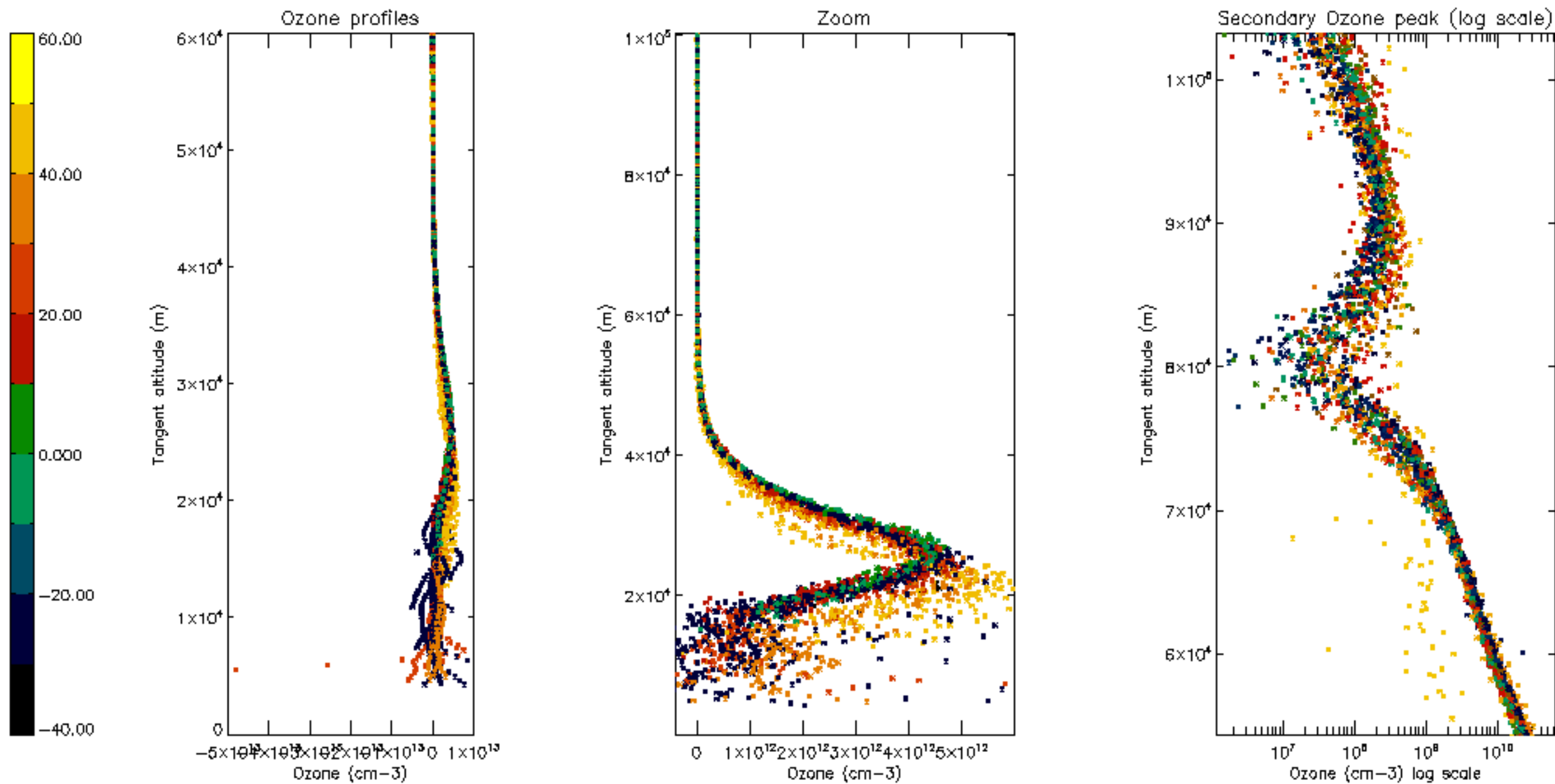


Percentage of star falling outside central band per profile

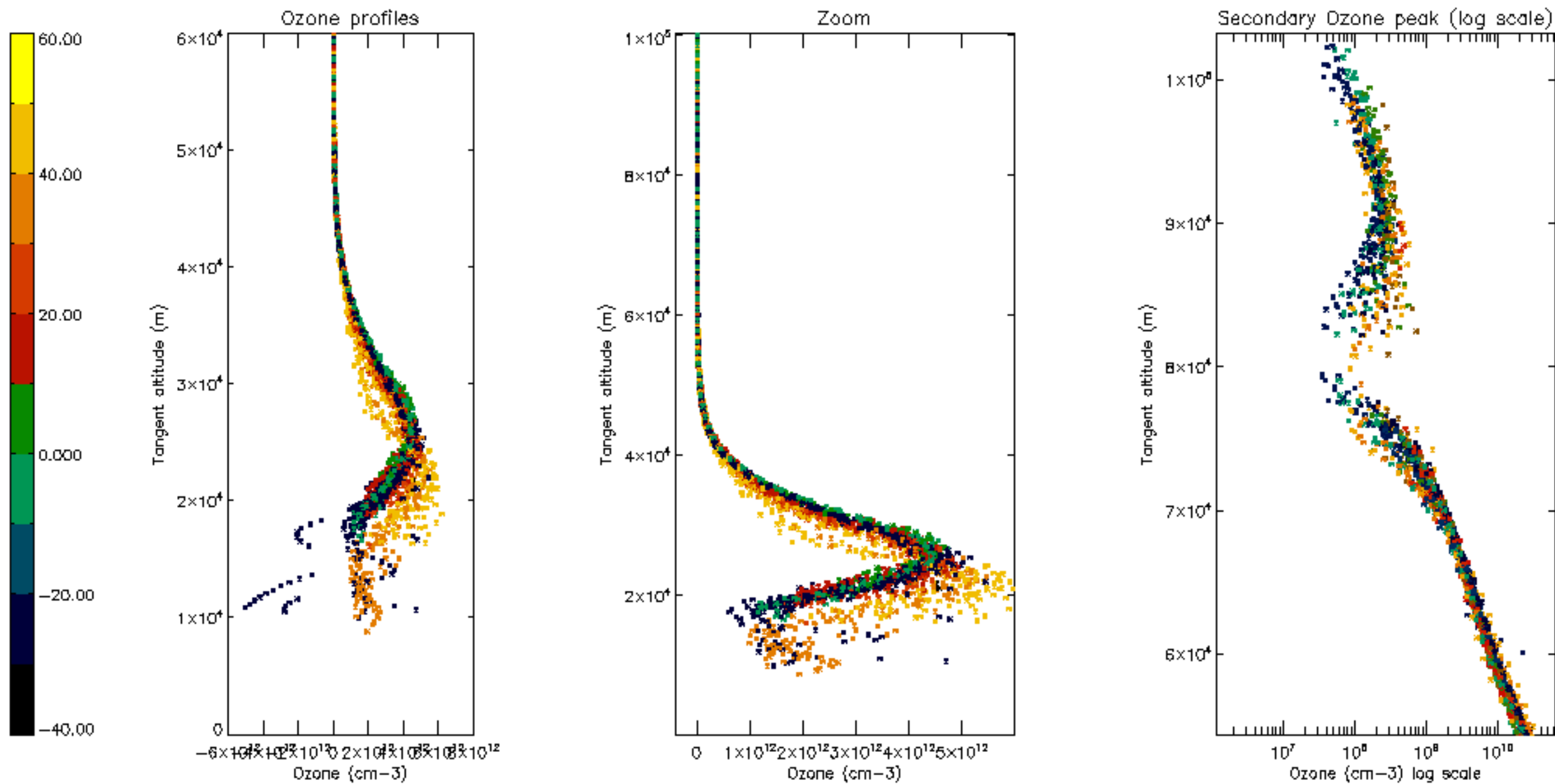


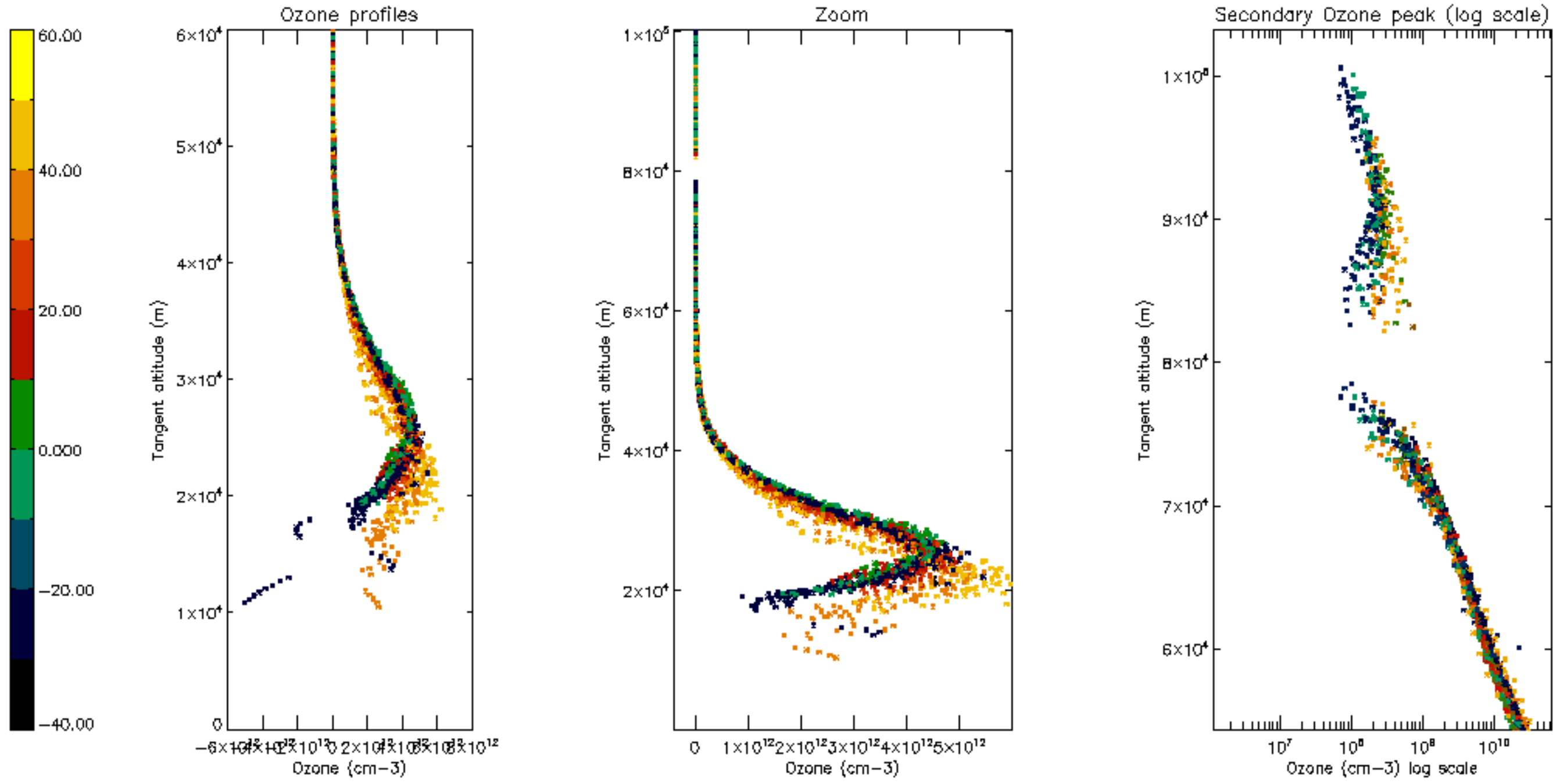
Percentage of saturation errors per profile

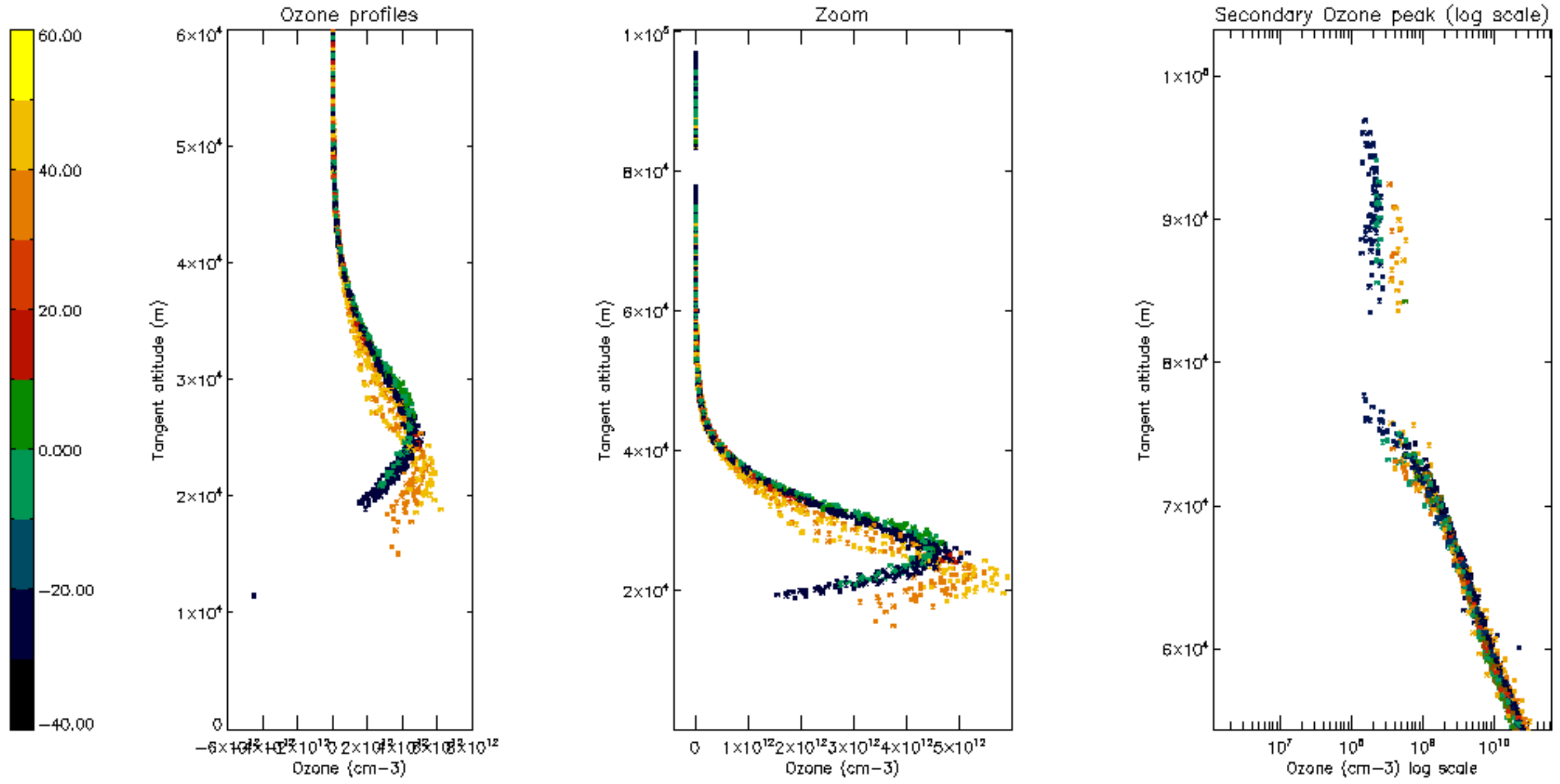


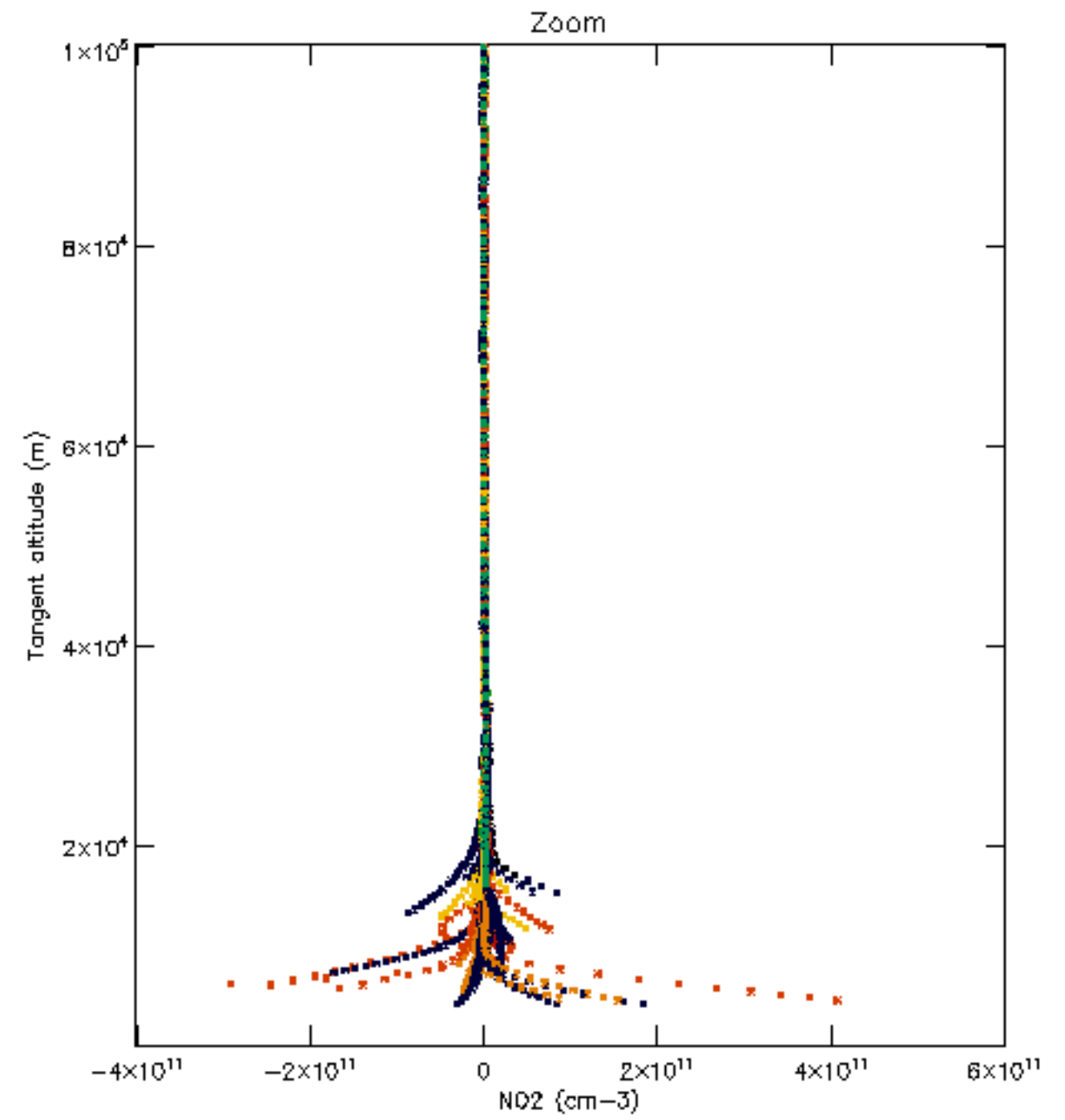
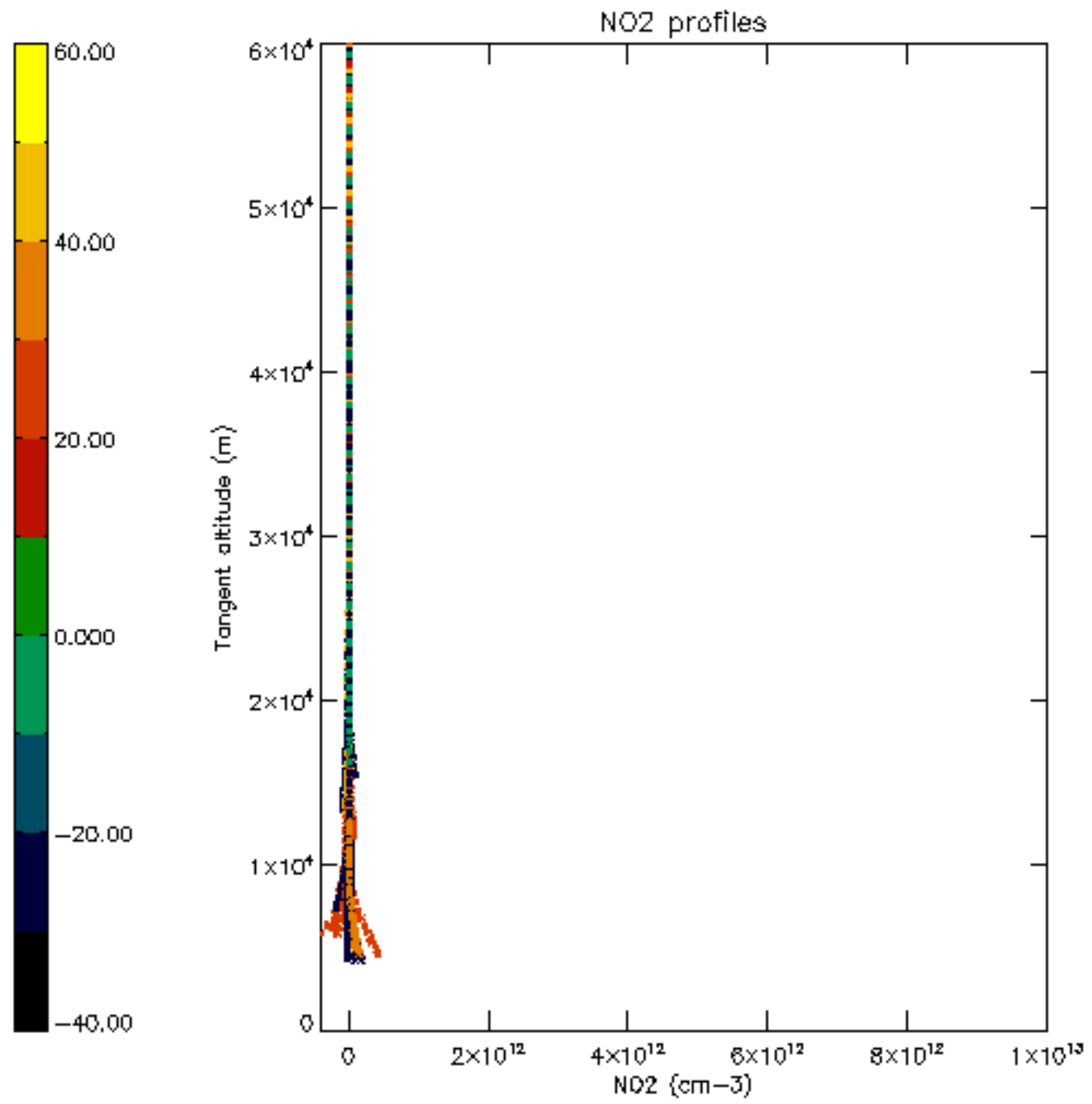




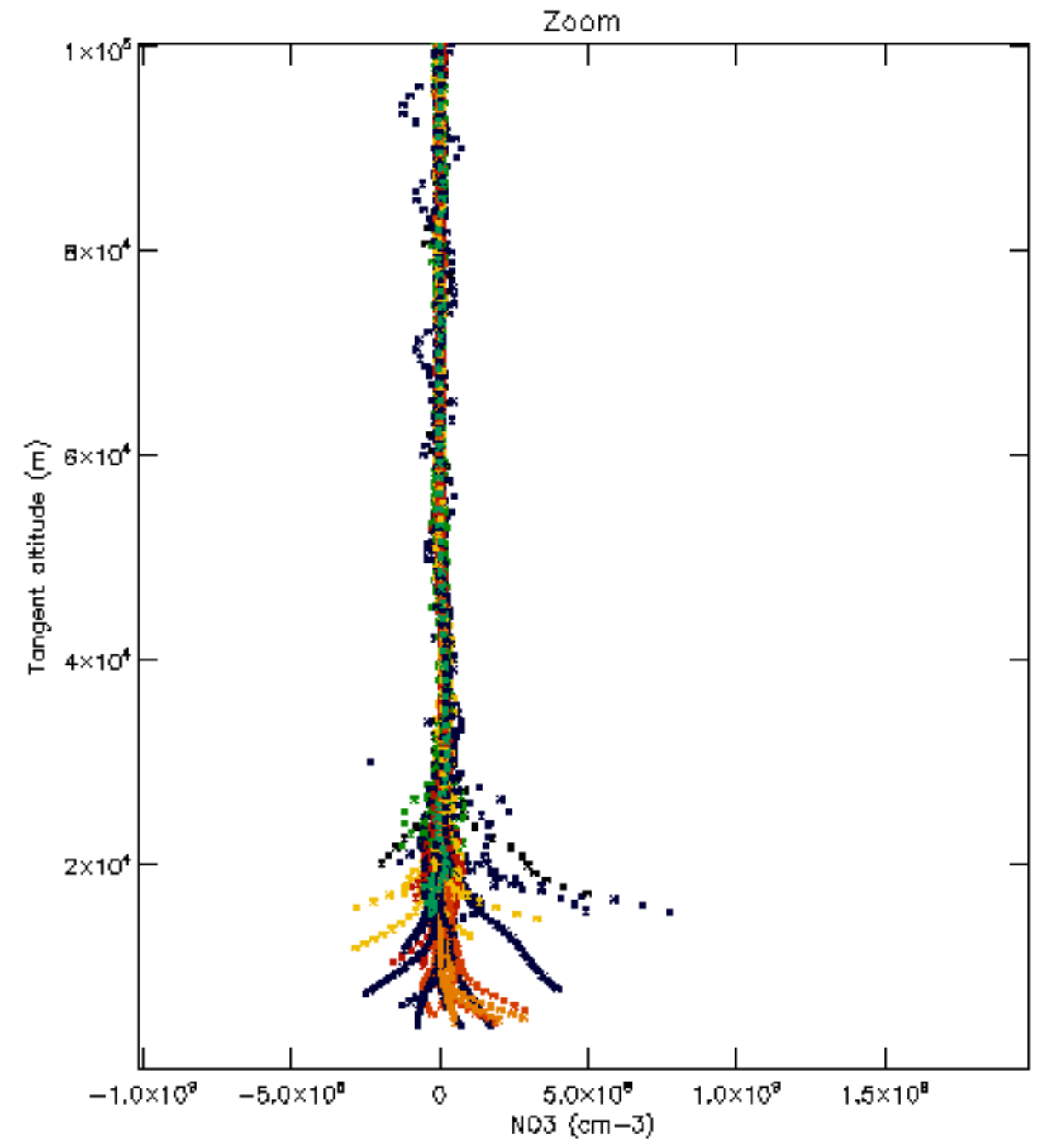
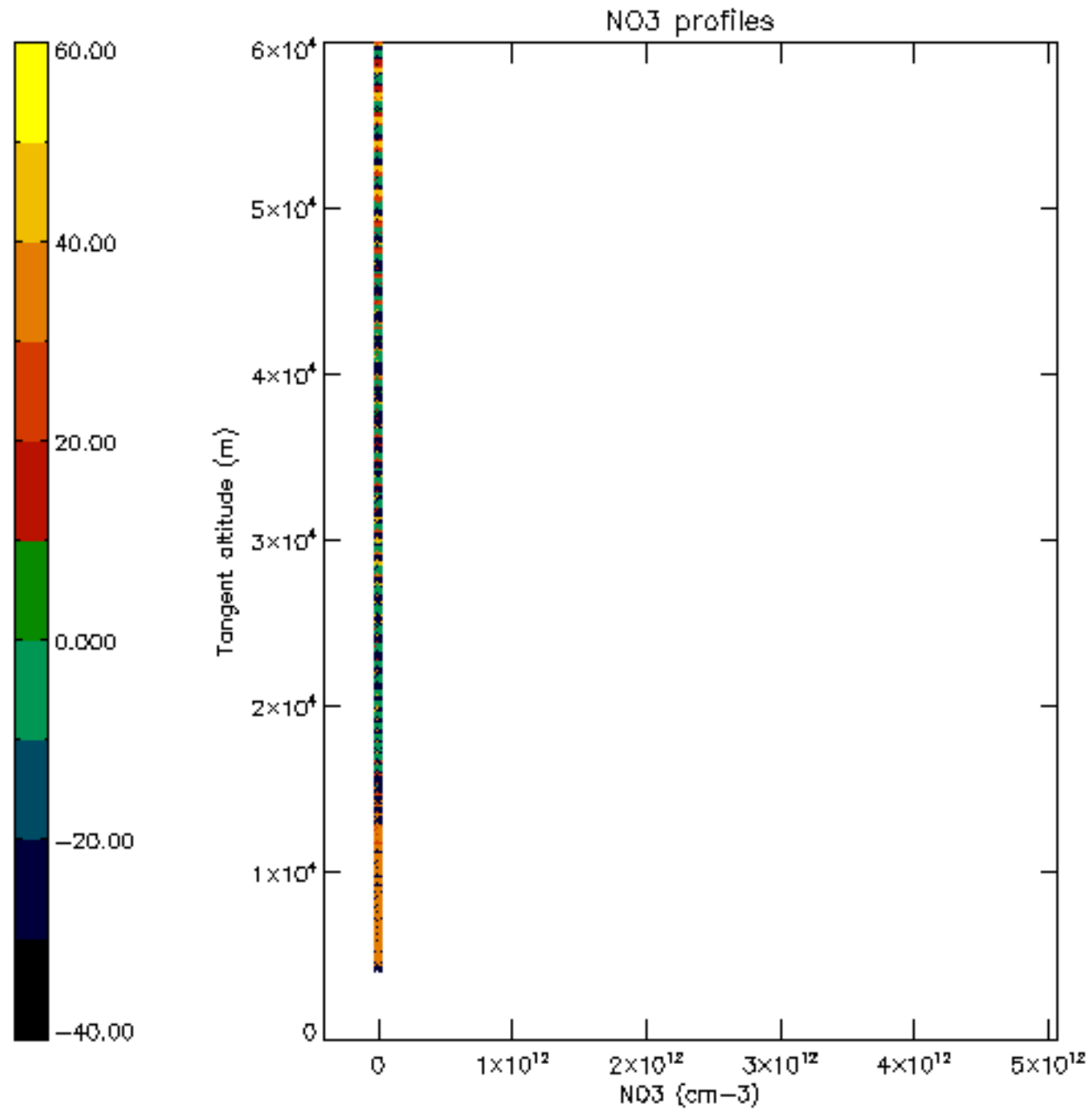


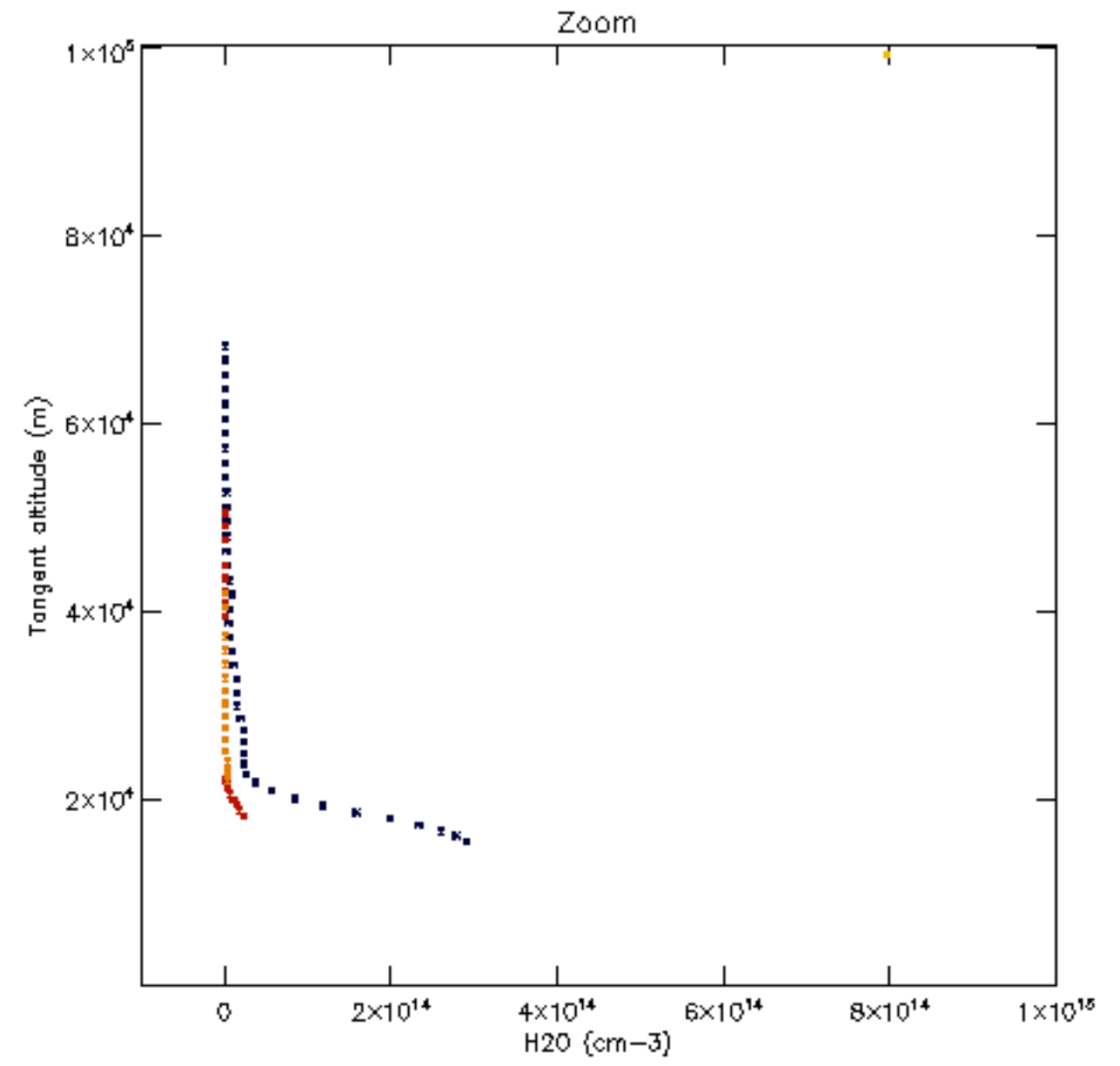
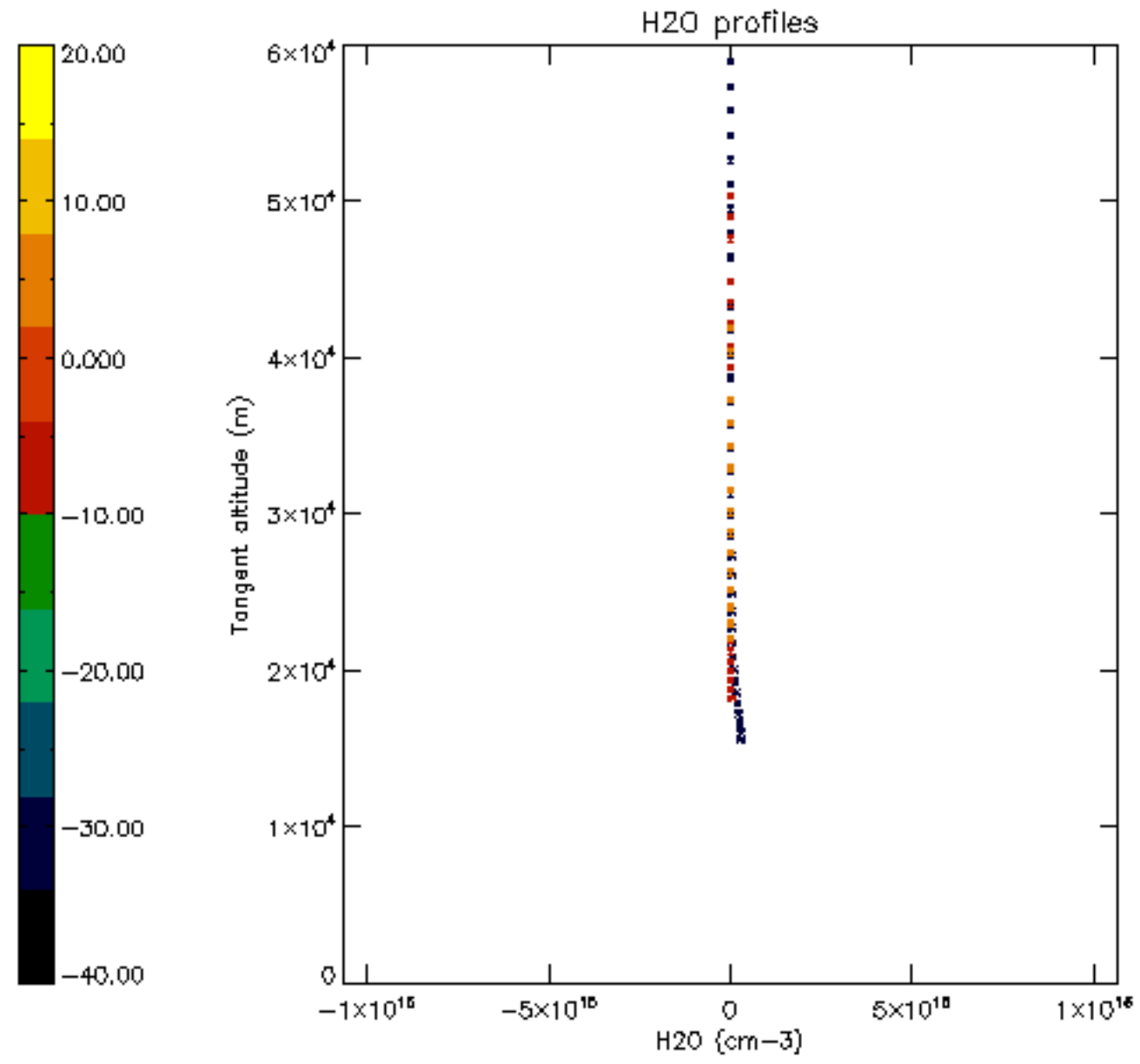


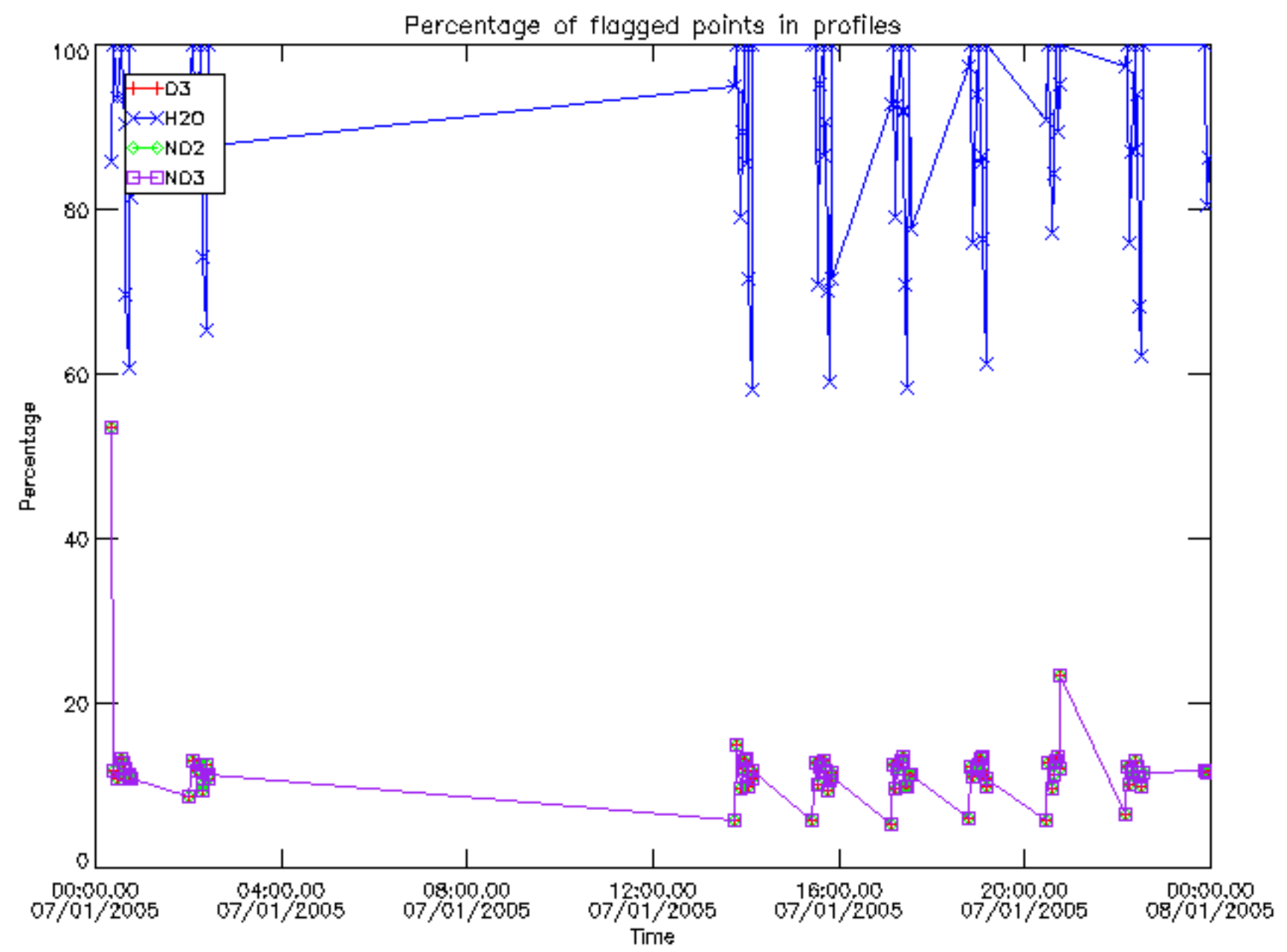




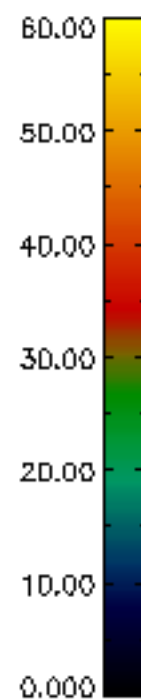
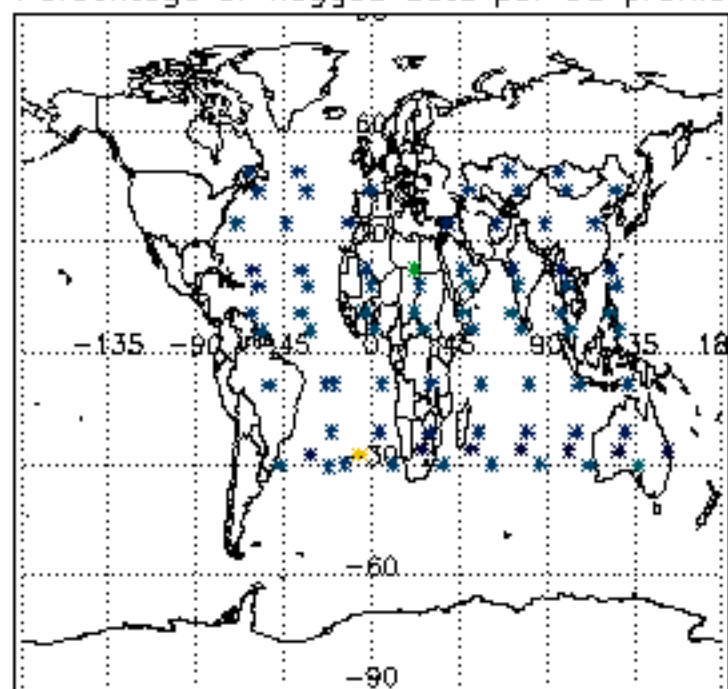




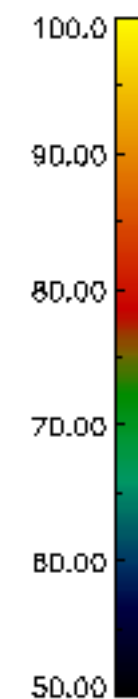
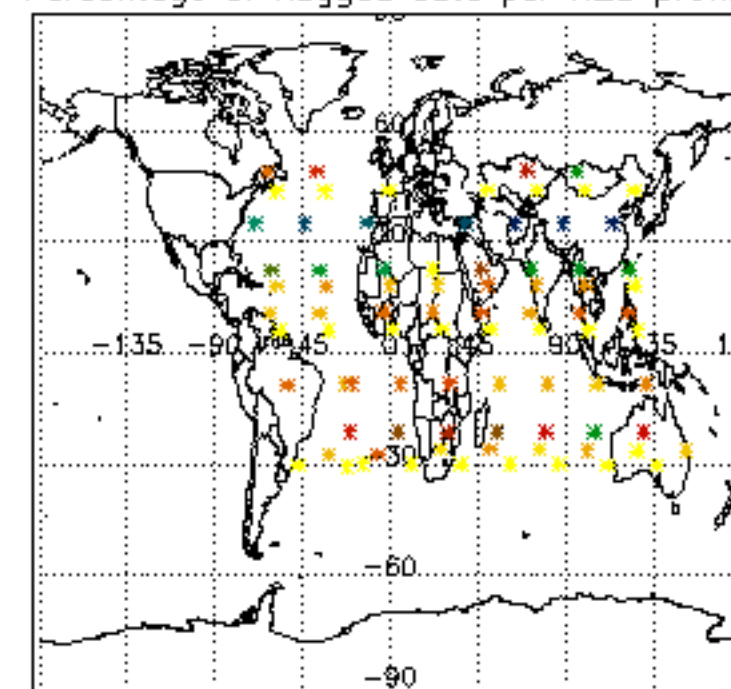




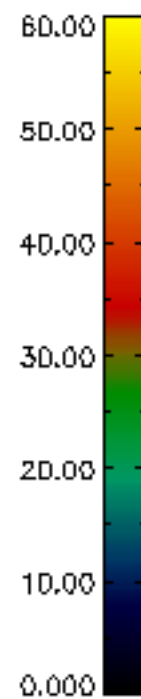
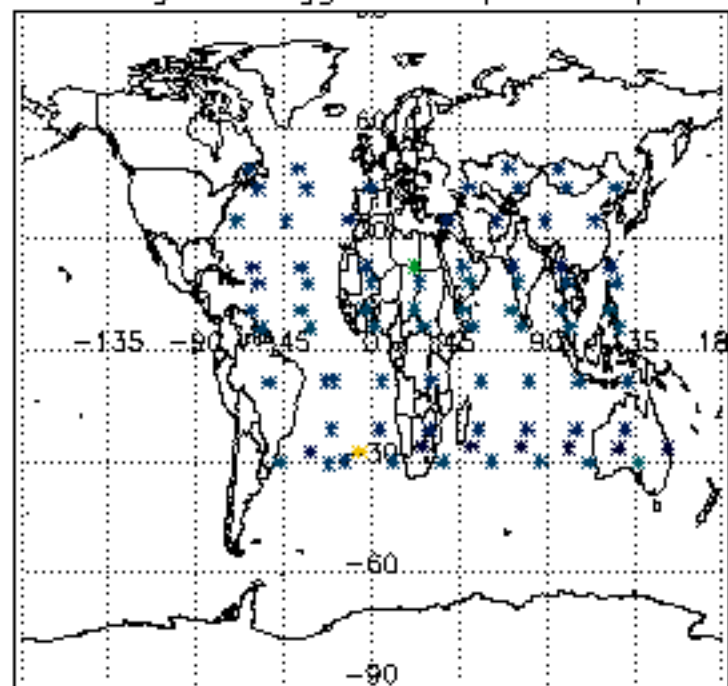
Percentage of flagged data per D3 profile



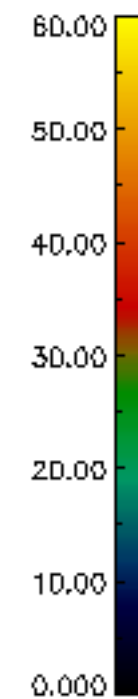
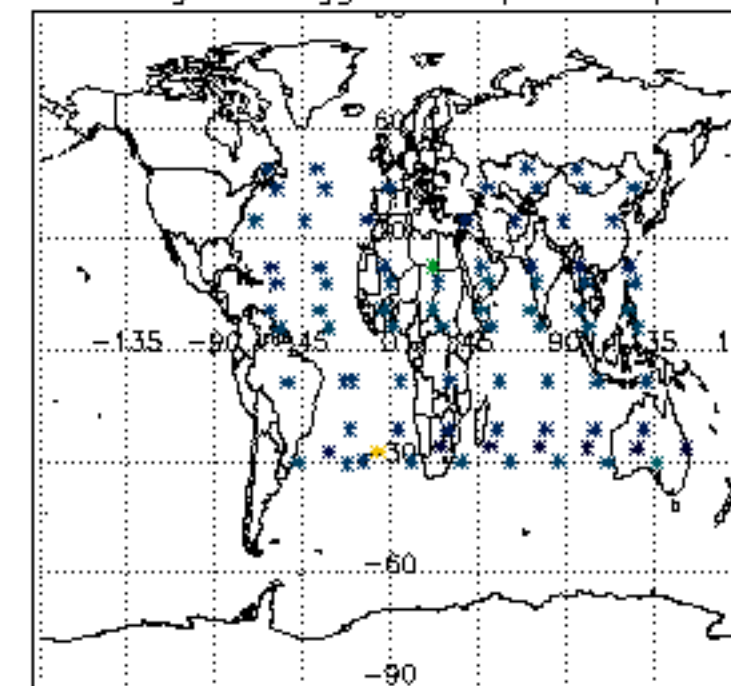
Percentage of flagged data per H2O profile



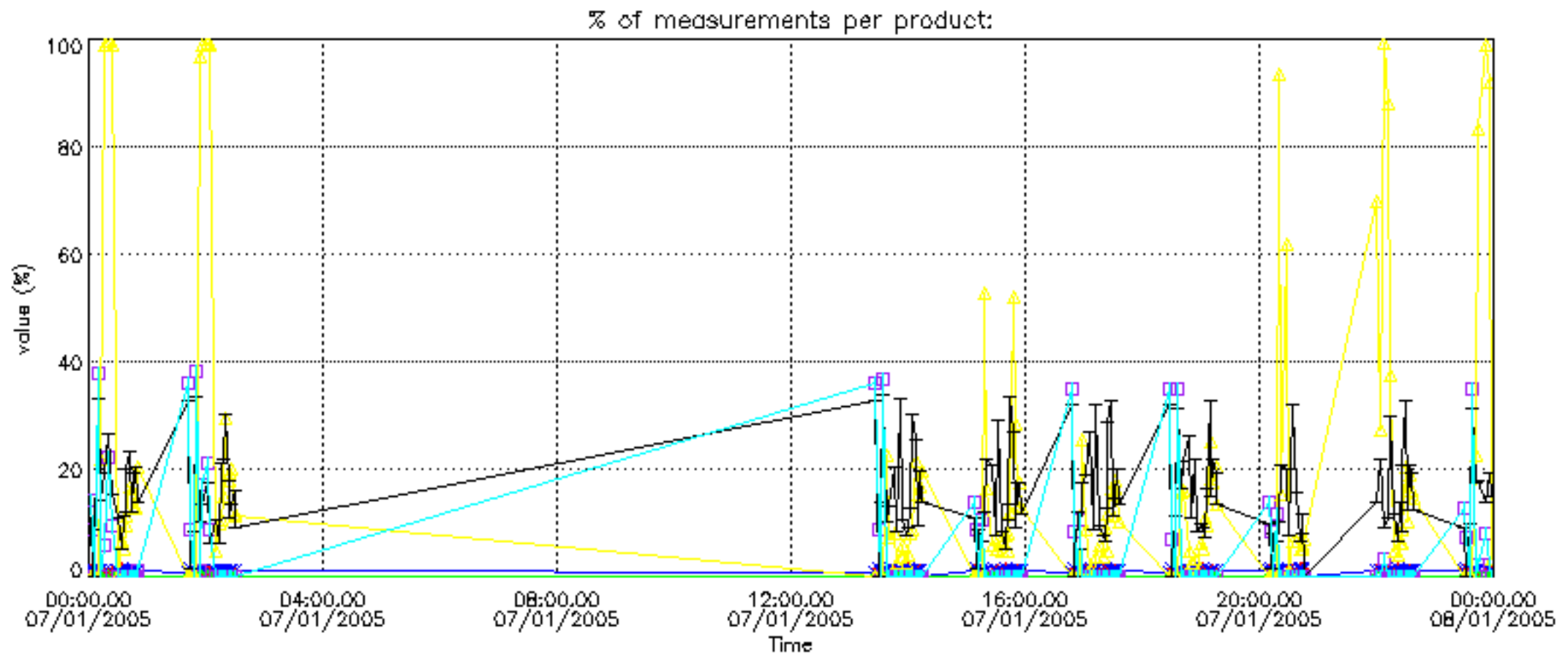
Percentage of flagged data per NO2 profile

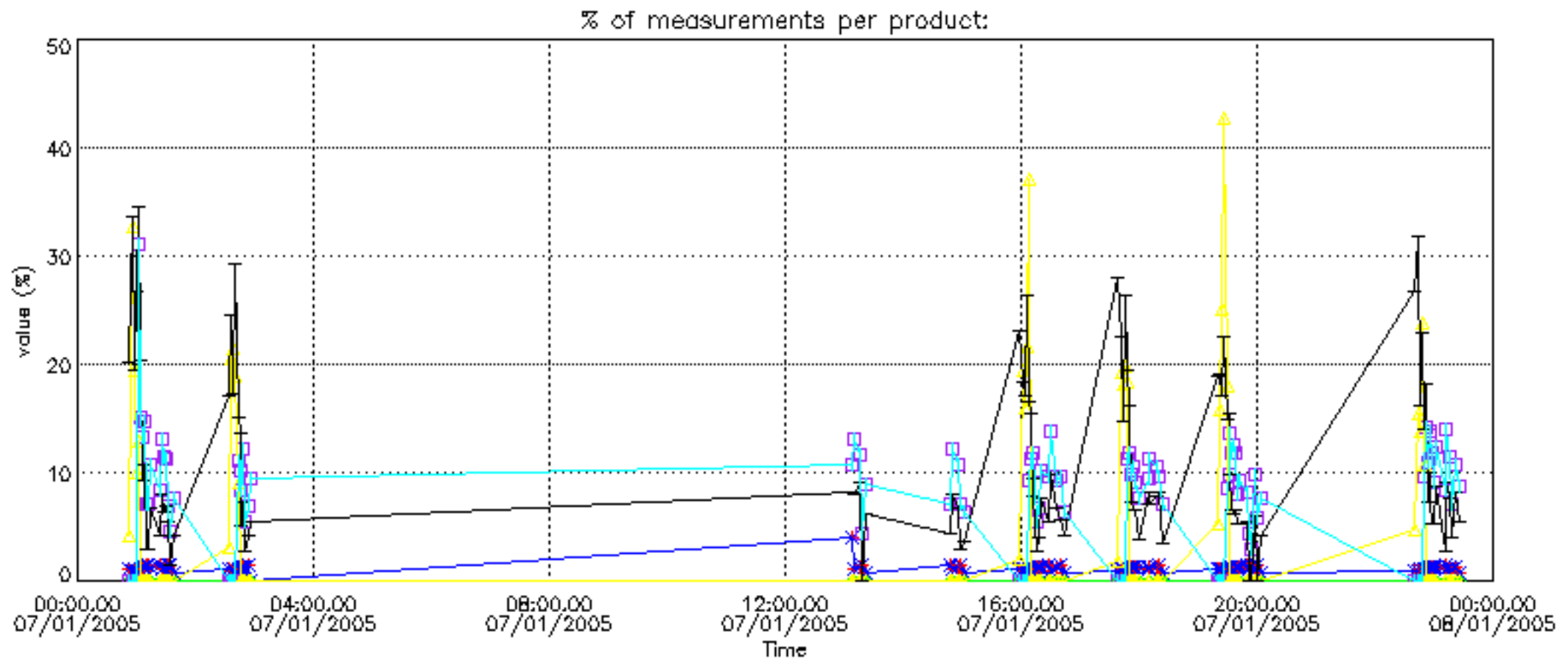


Percentage of flagged data per NO3 profile

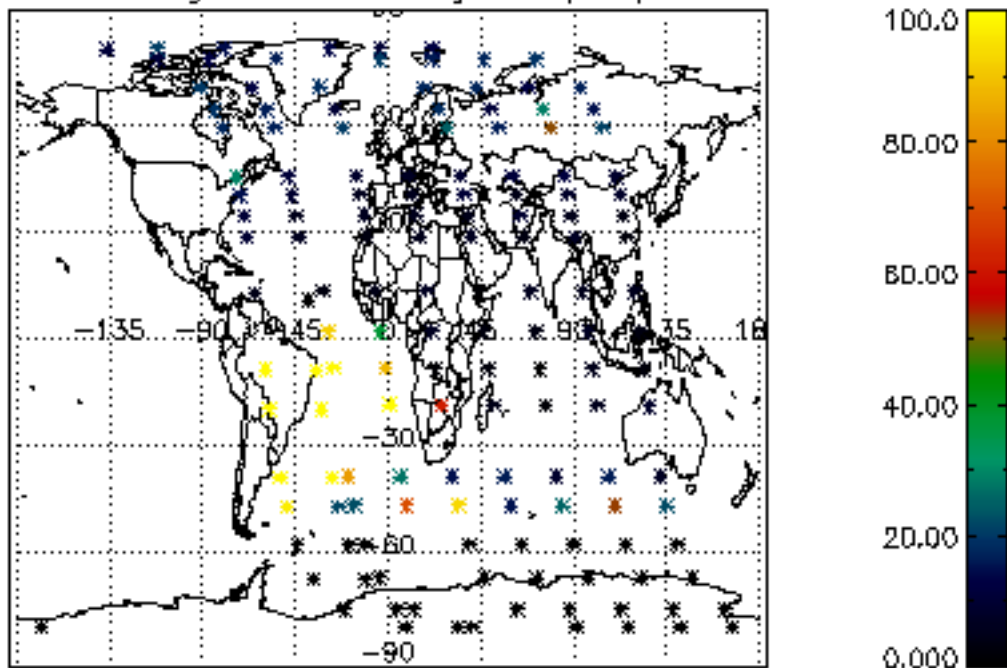




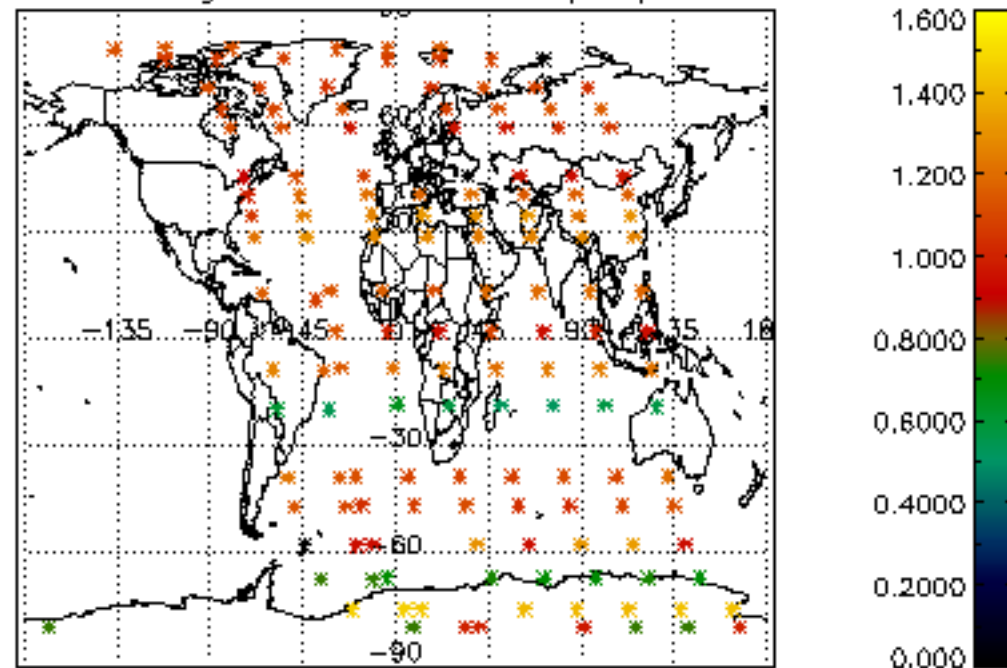




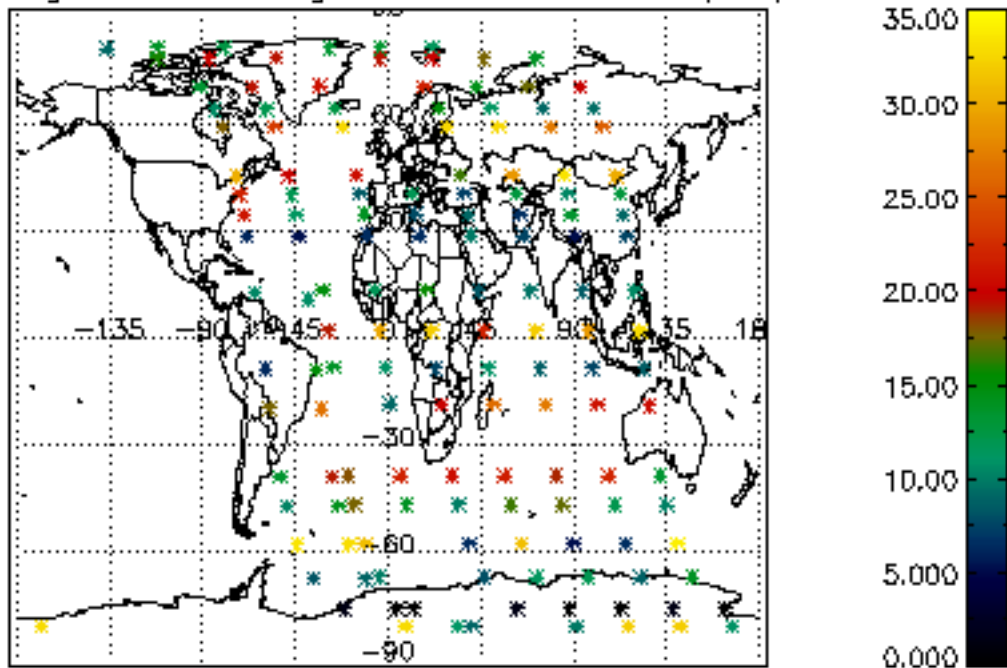
Percentage of cosmic ray hits per profile



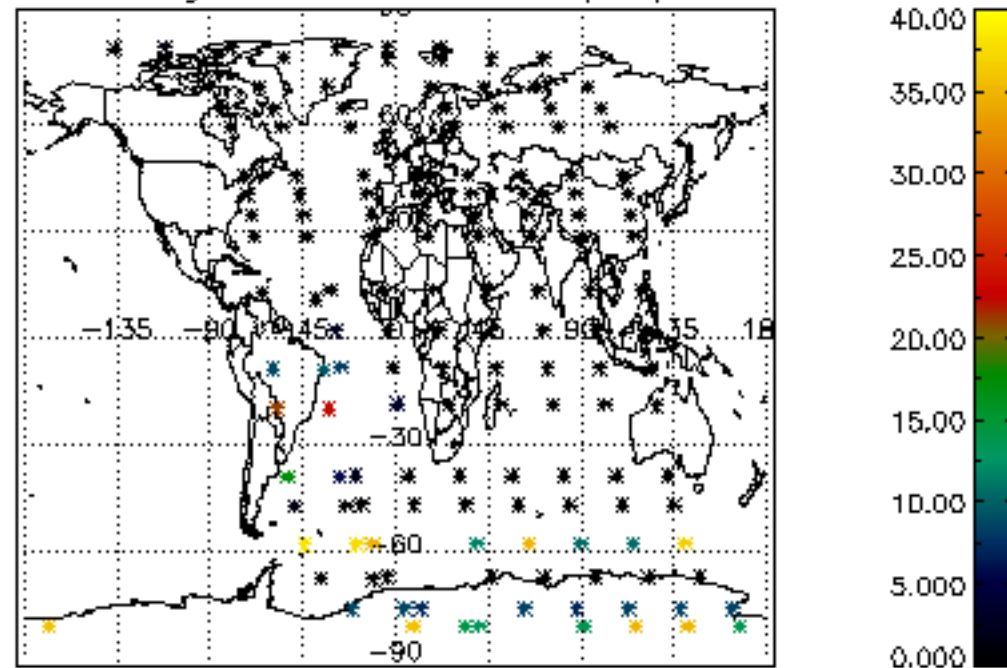
Percentage of datation errors per profile



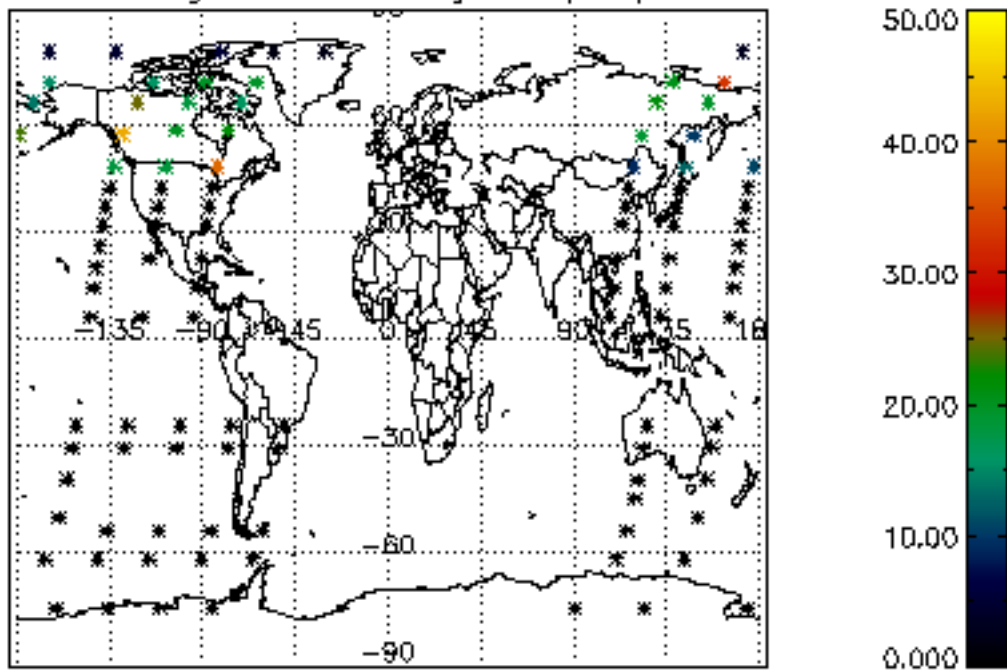
Percentage of star falling outside central band per profile



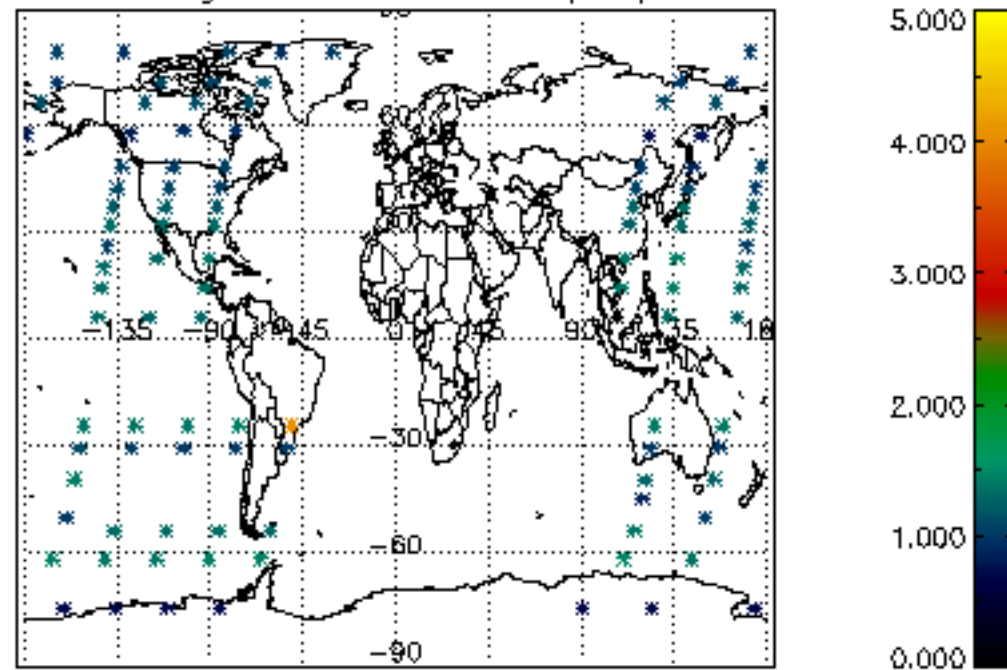
Percentage of saturation errors per profile



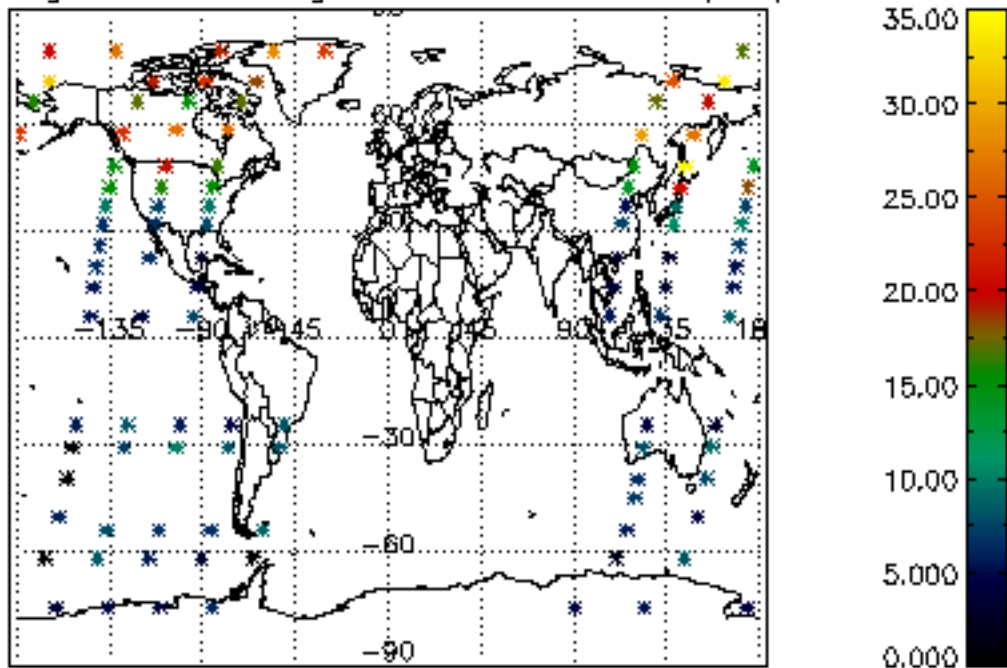
Percentage of cosmic ray hits per profile



Percentage of datation errors per profile



Percentage of star falling outside central band per profile



Percentage of saturation errors per profile

