

GOMOS Level 2 Daily Report

SUMMARY

[1. General Info](#)

[2. Summary of processed GOM_NL_2P products](#)

[3. Level 2 Quality information per product](#)

[3.1 Plot of level 2 quality information per product \(time dependant\)](#)

[3.2 Plot of level 2 quality information per product \(world map\)](#)

[4. Level 1 Quality information per product \(stored on level 2 products\)](#)

[4.1 Plot of level 1 quality information per product \(time dependant\)](#)

[4.1.1 Plot of level 1 quality information per product \(time dependant\): ASCENDING](#)

[4.1.2 Plot of level 1 quality information per product \(time dependant\): DESCENDING](#)

[4.2 Plot of level 1 quality information per product \(world map\)](#)

[4.2.1 Plot of level 1 quality information per product \(world map\): ASCENDING](#)

[4.2.2 Plot of level 1 quality information per product \(world map\): DESCENDING](#)

[5. Ozone profiles based on quality statistics and other trace gas profiles](#)

[5.1 Ozone statistics based on quality of products](#)

[5.2 Plot ozone profiles for all STD \(dark without errors\)](#)

[5.3 Plot ozone profiles where STD < 20% \(dark without errors\)](#)

[5.4. Plot ozone profiles where STD < 10% \(dark without errors\)](#)

[5.5. Plot ozone profiles where STD < 5% \(dark without errors\)](#)

[5.6 Plot NO2 profiles for all STD \(dark without errors\)](#)

[5.7 Plot NO3 profiles for all STD \(dark without errors\)](#)

[5.8 Plot H2O profiles \(only for occultations of stars 1,2,3,4,13,14,16,26,63 dark without errors\) for all STD](#)

[6. Auxiliary Data Files used for the production reported in section 2](#)

This report presents the daily analysis on parameters extracted from GOMOS level 2 data (GOM_NL__2P). It is intended to monitor some important parameters that will impact the quality of these products. A list of level 2 products (and content) that have arrived during the reporting day to the PCF is also given.

Item	Value
Time of report generation	22APR2013 11:12:50
Data source version	GOMOS/6.01
Start time of products	31-12-2004 (31DEC2004 00:00:00)
Stop time of products	01-01-2005 (01JAN2005 00:00:00)
Store outputs in DB	Yes
Nb of level 2 prods	442
Nb of prods with errors	0

2. Summary of processed GOM_NL__2P products.

Nr	Filename	UTC Start time	Limb	Duration	Star Id	Star Name	Star Mag	Star Temp	Nb Meas	Orbit	Prod. error
1	GOM_NL__2PRFIN20041231_003446_000000462033_00245_14828_7460.N1	31-DEC-2004 00:34:46	Twilight	46.000	122	9Alp2Lib	2.7470	9700.0	92	14828	No
2	GOM_NL__2PRFIN20041231_003804_000000692033_00245_14828_7461.N1	31-DEC-2004 00:38:04	Dark	69.000	15	67Alp Vir	0.97600	28000.	138	14828	No
3	GOM_NL__2PRFIN20041231_004137_000000532033_00245_14828_7462.N1	31-DEC-2004 00:41:37	Dark	52.500	54	5The Cen	2.0550	4500.0	105	14828	No
4	GOM_NL__2PRFIN20041231_004400_000000492033_00245_14828_7463.N1	31-DEC-2004 00:44:00	Dark	48.500	123	Iot Cen	2.7500	10200.	97	14828	No
5	GOM_NL__2PRFIN20041231_004959_000000522033_00246_14829_7460.N1	31-DEC-2004 00:49:59	Dark	51.500	12	Alp1Cru	0.77500	30000.	103	14829	No
6	GOM_NL__2PRFIN20041231_005519_000000412033_00246_14829_7461.N1	31-DEC-2004 00:55:19	Dark	41.000	29	Bet Car	1.6720	10200.	82	14829	No
7	GOM_NL__2PRFIN20041231_005641_000000422033_00246_14829_7462.N1	31-DEC-2004 00:56:41	Dark	42.000	71	Iot Car	2.2460	7700.0	84	14829	No
8	GOM_NL__2PRFIN20041231_005816_000000552033_00246_14829_7463.N1	31-DEC-2004 00:58:16	Dark	54.500	41	Eps Car	1.8600	4100.0	109	14829	No
9	GOM_NL__2PRFIN20041231_010014_000000562033_00246_14829_7464.N1	31-DEC-2004 01:00:14	Dark	55.500	65	Lam Vel	2.2040	4400.0	111	14829	No
10	GOM_NL__2PRFIN20041231_010232_000000482033_00246_14829_7465.N1	31-DEC-2004 01:02:32	Dark	48.000	2	Alp Car	-0.73600	7000.0	96	14829	No
11	GOM_NL__2PRFIN20041231_010545_000000512033_00246_14829_7466.N1	31-DEC-2004 01:05:45	Dark	51.000	117	Pi Pup	2.7060	3800.0	102	14829	No
12	GOM_NL__2PRFIN20041231_010833_000000542033_00246_14829_7467.N1	31-DEC-2004 01:08:33	Straylight	53.500	23	21Eps CMa	1.5020	26000.	107	14829	No
13	GOM_NL__2PRFIN20041231_011007_000000462033_00246_14829_7468.N1	31-DEC-2004 01:10:07	Straylight	46.000	179	24Omi2CMa	3.0320	24000.	92	14829	No
14	GOM_NL__2PRFIN20041231_011236_000000592033_00246_14829_7469.N1	31-DEC-2004 01:12:36	Straylight	59.000	1	9Alp CMa	-1.4400	11000.	118	14829	No
15	GOM_NL__2PRFIN20041231_011543_000000472033_00246_14829_7470.N1	31-DEC-2004 01:15:43	Straylight	47.000	7	19Bet Ori	0.10000	14000.	94	14829	No
16	GOM_NL__2PRFIN20041231_011737_000000462033_00246_14829_7471.N1	31-DEC-2004 01:17:37	Straylight	45.500	30	46Eps Ori	1.6940	30000.	91	14829	No
17	GOM_NL__2PRFIN20041231_012118_000000862033_00246_14829_7472.N1	31-DEC-2004 01:21:18	Twilight	86.000	8	10Alp CMi	0.40000	6500.0	172	14829	No
18	GOM_NL__2PRFIN20041231_012329_000000552033_00246_14829_7473.N1	31-DEC-2004 01:23:29	Bright	54.500	44	24Gam Gem	1.9280	11000.	109	14829	No
19	GOM_NL__2PRFIN20041231_012506_000000512033_00246_14829_7474.N1	31-DEC-2004 01:25:06	Bright	50.500	151	13Mu Gem	2.8900	3000.0	101	14829	No
20	GOM_NL__2PRFIN20041231_012727_000000402033_00246_14829_7475.N1	31-DEC-2004 01:27:27	Bright	40.000	114	3Iot Aur	2.6930	4600.0	80	14829	No
21	GOM_NL__2PRFIN20041231_012905_000000422033_00246_14829_7476.N1	31-DEC-2004 01:29:05	Bright	42.000	107	37The Aur	2.6490	11000.	84	14829	No
22	GOM_NL__2PRFIN20041231_013110_000000432033_00246_14829_7477.N1	31-DEC-2004 01:31:10	Bright	43.000	6	13Alp Aur	0.080000	3400.0	86	14829	No
23	GOM_NL__2PRFIN20041231_013252_000000382033_00246_14829_7478.N1	31-DEC-2004 01:32:52	Bright	37.500	35	33Alp Per	1.7950	6250.0	75	14829	No
24	GOM_NL__2PRFIN20041231_013410_000000362033_00246_14829_7479.N1	31-DEC-2004 01:34:10	Bright	36.000	160	23Gam Per	2.9300	4700.0	72	14829	No
25	GOM_NL__2PRFIN20041231_014318_000000382033_00246_14829_7480.N1	31-DEC-2004 01:43:18	Bright	38.000	49	1Alp UMi	1.9900	6300.0	76	14829	No
26	GOM_NL__2PRFIN20041231_014619_000000512033_00246_14829_7481.N1	31-DEC-2004 01:46:19	Bright	50.500	36	50Alp UMa	1.8000	6300.0	101	14829	No
27	GOM_NL__2PRFIN20041231_015023_000000562033_00246_14829_7482.N1	31-DEC-2004 01:50:23	Bright	56.000	87	64Gam UMa	2.4330	11000.	112	14829	No
28	GOM_NL__2PRFIN20041231_015230_000000472033_00246_14829_7483.N1	31-DEC-2004 01:52:30	Bright	47.000	55	79Zet UMa	2.0600	10200.	94	14829	No
29	GOM_NL__2PRFIN20041231_015447_000000482033_00246_14829_7484.N1	31-DEC-2004 01:54:47	Bright	47.500	39	85Eta UMa	1.8540	24000.	95	14829	No
30	GOM_NL__2PRFIN20041231_015849_000000432033_00246_14829_7485.N1	31-DEC-2004 01:58:49	Bright	43.000	180	27Gam Boo	3.0400	8000.0	86	14829	No
31	GOM_NL__2PRFIN20041231_020228_000000442033_00246_14829_7486.N1	31-DEC-2004 02:02:28	Bright	43.500	83		2.3780	11000.	87	14829	No
32	GOM_NL__2PRFIN20041231_020637_000000562033_00246_14829_7487.N1	31-DEC-2004 02:06:37	Bright	55.500	111	8Eta Boo	2.6800	6000.0	111	14829	No
33	GOM_NL__2PRFIN20041231_021001_000000402033_00246_14829_7488.N1	31-DEC-2004 02:10:01	Bright	39.500	120	1Del Oph	2.7340	3200.0	79	14829	No
34	GOM_NL__2PRFIN20041231_021245_000000392033_00246_14829_7489.N1	31-DEC-2004 02:12:45	Bright	39.000	104	27Bet Lib	2.6140	13100.	78	14829	No
35	GOM_NL__2PRFIN20041231_021523_000000462033_00246_14829_7490.N1	31-DEC-2004 02:15:23	Twilight	45.500	122	9Alp2Lib	2.7470	9700.0	91	14829	No
36	GOM_NL__2PRFIN20041231_021842_000000702033_00246_14829_7491.N1	31-DEC-2004 02:18:42	Dark	69.500	15	67Alp Vir	0.97600	28000.	139	14829	No
37	GOM_NL__2PRFIN20041231_022213_000000532033_00246_14829_7492.N1	31-DEC-2004 02:22:13	Dark	53.000	54	5The Cen	2.0550	4500.0	106	14829	No
38	GOM_NL__2PRFIN20041231_022438_000000522033_00246_14829_7493.N1	31-DEC-2004 02:24:38	Dark	52.000	123	Iot Cen	2.7500	10200.	104	14829	No
39	GOM_NL__2PRFIN20041231_023036_000000442033_00247_14830_7460.N1	31-DEC-2004 02:30:36	Dark	43.500	12	Alp1Cru	0.77500	30000.	87	14830	No
40	GOM_NL__2PRFIN20041231_023556_000000412033_00247_14830_7461.N1	31-DEC-2004 02:35:56	Dark	41.000	29	Bet Car	1.6720	10200.	82	14830	No
41	GOM_NL__2PRFIN20041231_023717_000000452033_00247_14830_7462.N1	31-DEC-2004 02:37:17	Dark	44.500	71	Iot Car	2.2460	7700.0	89	14830	No
42	GOM_NL__2PRFIN20041231_023853_000000492033_00247_14830_7463.N1	31-DEC-2004 02:38:53	Dark	48.500	41	Eps Car	1.8600	4100.0	97	14830	No

43	GOM_NL__2PRFIN20041231_024050_000000612033_00247_14830_7464.N1	31-DEC-2004 02:40:50	Dark	60.500	65	Lam Vel	2.2040	4400.0	121	14830	No
44	GOM_NL__2PRFIN20041231_024308_000000462033_00247_14830_7465.N1	31-DEC-2004 02:43:08	Dark	45.500	2	Alp Car	-0.73600	7000.0	91	14830	No
45	GOM_NL__2PRFIN20041231_024621_000000542033_00247_14830_7466.N1	31-DEC-2004 02:46:21	Dark	53.500	117	Pi Pup	2.7060	3800.0	107	14830	No
46	GOM_NL__2PRFIN20041231_024910_000000512033_00247_14830_7467.N1	31-DEC-2004 02:49:10	Straylight	50.500	23	21Eps CMa	1.5020	26000.	101	14830	No
47	GOM_NL__2PRFIN20041231_025043_000000502033_00247_14830_7468.N1	31-DEC-2004 02:50:43	Straylight	50.000	179	24Omi2CMa	3.0320	24000.	100	14830	No
48	GOM_NL__2PRFIN20041231_025312_000000592033_00247_14830_7469.N1	31-DEC-2004 02:53:12	Straylight	59.000	1	9Alp CMa	-1.4400	11000.	118	14830	No
49	GOM_NL__2PRFIN20041231_025618_000000472033_00247_14830_7470.N1	31-DEC-2004 02:56:18	Straylight	46.500	7	19Bet Ori	0.10000	14000.	93	14830	No
50	GOM_NL__2PRFIN20041231_025812_000000472033_00247_14830_7471.N1	31-DEC-2004 02:58:12	Straylight	46.500	30	46Eps Ori	1.6940	30000.	93	14830	No
51	GOM_NL__2PRFIN20041231_030153_000000782033_00247_14830_7472.N1	31-DEC-2004 03:01:53	Tw_i_and_stray	78.000	8	10Alp CMi	0.40000	6500.0	156	14830	No
52	GOM_NL__2PRFIN20041231_030404_000000542033_00247_14830_7473.N1	31-DEC-2004 03:04:04	Bright	54.000	44	24Gam Gem	1.9280	11000.	108	14830	No
53	GOM_NL__2PRFIN20041231_030541_000000502033_00247_14830_7474.N1	31-DEC-2004 03:05:41	Bright	50.000	151	13Mu Gem	2.8900	3000.0	100	14830	No
54	GOM_NL__2PRFIN20041231_030801_000000432033_00247_14830_7475.N1	31-DEC-2004 03:08:01	Bright	43.000	114	3Iot Aur	2.6930	4600.0	86	14830	No
55	GOM_NL__2PRFIN20041231_030941_000000412033_00247_14830_7476.N1	31-DEC-2004 03:09:41	Bright	40.500	107	37The Aur	2.6490	11000.	81	14830	No
56	GOM_NL__2PRFIN20041231_031146_000000442033_00247_14830_7477.N1	31-DEC-2004 03:11:46	Bright	44.000	6	13Alp Aur	0.080000	3400.0	88	14830	No
57	GOM_NL__2PRFIN20041231_031329_000000392033_00247_14830_7478.N1	31-DEC-2004 03:13:29	Bright	38.500	35	33Alp Per	1.7950	6250.0	77	14830	No
58	GOM_NL__2PRFIN20041231_031446_000000392033_00247_14830_7479.N1	31-DEC-2004 03:14:46	Bright	38.500	160	23Gam Per	2.9300	4700.0	77	14830	No
59	GOM_NL__2PRFIN20041231_032354_000000362033_00247_14830_7480.N1	31-DEC-2004 03:23:54	Bright	36.000	49	1Alp UMi	1.9900	6300.0	72	14830	No
60	GOM_NL__2PRFIN20041231_032654_000000502033_00247_14830_7481.N1	31-DEC-2004 03:26:54	Bright	50.000	36	50Alp UMa	1.8000	6300.0	100	14830	No
61	GOM_NL__2PRFIN20041231_033058_000000532033_00247_14830_7482.N1	31-DEC-2004 03:30:58	Bright	52.500	87	64Gam UMa	2.4330	11000.	105	14830	No
62	GOM_NL__2PRFIN20041231_033306_000000462033_00247_14830_7483.N1	31-DEC-2004 03:33:06	Bright	46.000	55	79Zet UMa	2.0600	10200.	92	14830	No
63	GOM_NL__2PRFIN20041231_033522_000000462033_00247_14830_7484.N1	31-DEC-2004 03:35:22	Bright	45.500	39	85Eta UMa	1.8540	24000.	91	14830	No
64	GOM_NL__2PRFIN20041231_033925_000000422033_00247_14830_7485.N1	31-DEC-2004 03:39:25	Bright	42.000	180	27Gam Boo	3.0400	8000.0	84	14830	No
65	GOM_NL__2PRFIN20041231_034304_000000612033_00247_14830_7486.N1	31-DEC-2004 03:43:04	Bright	61.000	83		2.3780	11000.	122	14830	No
66	GOM_NL__2PRFIN20041231_034713_000000612033_00247_14830_7487.N1	31-DEC-2004 03:47:13	Bright	60.500	111	8Eta Boo	2.6800	6000.0	121	14830	No
67	GOM_NL__2PRFIN20041231_035038_000000382033_00247_14830_7488.N1	31-DEC-2004 03:50:38	Bright	37.500	120	1Del Oph	2.7340	3200.0	75	14830	No
68	GOM_NL__2PRFIN20041231_035321_000000402033_00247_14830_7489.N1	31-DEC-2004 03:53:21	Bright	40.000	104	27Bet Lib	2.6140	13100.	80	14830	No
69	GOM_NL__2PRFIN20041231_035559_000000452033_00247_14830_7490.N1	31-DEC-2004 03:55:59	Tw_i_and_stray	44.500	122	9Alp2Lib	2.7470	9700.0	89	14830	No
70	GOM_NL__2PRFIN20041231_035919_000000772033_00247_14830_7491.N1	31-DEC-2004 03:59:19	Dark	77.000	15	67Alp Vir	0.97600	28000.	154	14830	No
71	GOM_NL__2PRFIN20041231_040243_000000412033_00247_14830_7492.N1	31-DEC-2004 04:02:43	Dark	40.500	109	Bet Lup	2.6770	26000.	81	14830	No
72	GOM_NL__2PRFIN20041231_040412_000000402033_00247_14830_7493.N1	31-DEC-2004 04:04:12	Dark	40.000	78	Alp Lup	2.3040	28000.	80	14830	No
73	GOM_NL__2PRFIN20041231_040539_000000412033_00247_14830_7494.N1	31-DEC-2004 04:05:39	Dark	41.000	95	Zet Cen	2.5450	26000.	82	14830	No
74	GOM_NL__2PRFIN20041231_040724_000000522033_00248_14831_7495.N1	31-DEC-2004 04:07:24	Dark	52.000	4	Alp1Cen	-0.010000	5800.0	104	14831	No
75	GOM_NL__2PRFIN20041231_041113_000000412033_00248_14831_7461.N1	31-DEC-2004 04:11:13	Dark	40.500	12	Alp1Cru	0.77500	30000.	81	14831	No
76	GOM_NL__2PRFIN20041231_041632_000000392033_00248_14831_7462.N1	31-DEC-2004 04:16:32	Dark	38.500	29	Bet Car	1.6720	10200.	77	14831	No
77	GOM_NL__2PRFIN20041231_041754_000000422033_00248_14831_7463.N1	31-DEC-2004 04:17:54	Dark	42.000	71	Iot Car	2.2460	7700.0	84	14831	No
78	GOM_NL__2PRFIN20041231_041929_000000432033_00248_14831_7464.N1	31-DEC-2004 04:19:29	Dark	43.000	41	Eps Car	1.8600	4100.0	86	14831	No
79	GOM_NL__2PRFIN20041231_042127_000000572033_00248_14831_7465.N1	31-DEC-2004 04:21:27	Dark	56.500	65	Lam Vel	2.2040	4400.0	113	14831	No
80	GOM_NL__2PRFIN20041231_042344_000000462033_00248_14831_7466.N1	31-DEC-2004 04:23:44	Dark	46.000	2	Alp Car	-0.73600	7000.0	92	14831	No
81	GOM_NL__2PRFIN20041231_042657_000000492033_00248_14831_7467.N1	31-DEC-2004 04:26:57	Dark	49.000	117	Pi Pup	2.7060	3800.0	98	14831	No
82	GOM_NL__2PRFIN20041231_042946_000000492033_00248_14831_7468.N1	31-DEC-2004 04:29:46	Straylight	49.000	23	21Eps CMa	1.5020	26000.	98	14831	No
83	GOM_NL__2PRFIN20041231_043119_000000492033_00248_14831_7469.N1	31-DEC-2004 04:31:19	Straylight	49.000	179	24Omi2CMa	3.0320	24000.	98	14831	No
84	GOM_NL__2PRFIN20041231_043349_000000542033_00248_14831_7470.N1	31-DEC-2004 04:33:49	Straylight	53.500	1	9Alp CMa	-1.4400	11000.	107	14831	No
85	GOM_NL__2PRFIN20041231_043656_000000482033_00248_14831_7471.N1	31-DEC-2004 04:36:56	Straylight	48.000	7	19Bet Ori	0.10000	14000.	96	14831	No
86	GOM_NL__2PRFIN20041231_043849_000000472033_00248_14831_7472.N1	31-DEC-2004 04:38:49	Straylight	46.500	30	46Eps Ori	1.6940	30000.	93	14831	No
87	GOM_NL__2PRFIN20041231_044227_000000772033_00248_14831_7473.N1	31-DEC-2004 04:42:27	Tw_i_and_stray	77.000	8	10Alp CMi	0.40000	6500.0	154	14831	No
88	GOM_NL__2PRFIN20041231_044440_000000502033_00248_14831_7474.N1	31-DEC-2004 04:44:40	Bright	49.500	44	24Gam Gem	1.9280	11000.	99	14831	No
89	GOM_NL__2PRFIN20041231_044618_000000472033_00248_14831_7475.N1	31-DEC-2004 04:46:18	Bright	47.000	151	13Mu Gem	2.8900	3000.0	94	14831	No
90	GOM_NL__2PRFIN20041231_044840_000000412033_00248_14831_7476.N1	31-DEC-2004 04:48:40	Bright	40.500	114	3Iot Aur	2.6930	4600.0	81	14831	No
91	GOM_NL__2PRFIN20041231_045016_000000422033_00248_14831_7477.N1	31-DEC-2004 04:50:16	Bright	41.500	107	37The Aur	2.6490	11000.	83	14831	No
92	GOM_NL__2PRFIN20041231_045221_000000442033_00248_14831_7478.N1	31-DEC-2004 04:52:21	Bright	43.500	6	13Alp Aur	0.080000	3400.0	87	14831	No
93	GOM_NL__2PRFIN20041231_045405_000000382033_00248_14831_7479.N1	31-DEC-2004 04:54:05	Bright	37.500	35	33Alp Per	1.7950	6250.0	75	14831	No
94	GOM_NL__2PRFIN20041231_045523_000000372033_00248_14831_7480.N1	31-DEC-2004 04:55:23	Bright	36.500	160	23Gam Per	2.9300	4700.0	73	14831	No
95	GOM_NL__2PRFIN20041231_050430_000000392033_00248_14831_7481.N1	31-DEC-2004 05:04:30	Bright	39.000	49	1Alp UMi	1.9900	6300.0	78	14831	No
96	GOM_NL__2PRFIN20041231_050729_000000472033_00248_14831_7482.N1	31-DEC-2004 05:07:29	Bright	46.500	36	50Alp UMa	1.8000	6300.0	93	14831	No
97	GOM_NL__2PRFIN20041231_051133_000000572033_00248_14831_7483.N1	31-DEC-2004 05:11:33	Bright	56.500	87	64Gam UMa	2.4330	11000.	113	14831	No
98	GOM_NL__2PRFIN20041231_051339_000000512033_00248_14831_7484.N1	31-DEC-2004 05:13:39	Bright	50.500	55	79Zet UMa	2.0600	10200.	101	14831	No
99	GOM_NL__2PRFIN20041231_051557_000000442033_00248_14831_7485.N1	31-DEC-2004 05:15:57	Bright	43.500	39	85Eta UMa	1.8540	24000.	87	14831	No
100	GOM_NL__2PRFIN20041231_052001_000000432033_00248_14831_7486.N1	31-DEC-2004 05:20:01	Bright	43.000	180	27Gam Boo	3.0400	8000.0	86	14831	No
101	GOM_NL__2PRFIN20041231_052338_000000472033_00248_14831_7487.N1	31-DEC-2004 05:23:38	Bright	46.500	83		2.3780	11000.	93	14831	No

102	GOM_NL__2PRFIN20041231_052749_000000552033_00248_14831_7488.N1	31-DEC-2004 05:27:49	Bright	54.500	111	8Eta Boo	2.6800	6000.0	109	14831	No
103	GOM_NL__2PRFIN20041231_053116_000000372033_00248_14831_7489.N1	31-DEC-2004 05:31:16	Bright	36.500	120	1Del Oph	2.7340	3200.0	73	14831	No
104	GOM_NL__2PRFIN20041231_053359_000000422033_00248_14831_7490.N1	31-DEC-2004 05:33:59	Bright	41.500	104	27Bet Lib	2.6140	13100.	83	14831	No
105	GOM_NL__2PRFIN20041231_053637_000000482033_00248_14831_7491.N1	31-DEC-2004 05:36:37	Tw_i_and_stray	47.500	122	9Alp2Lib	2.7470	9700.0	95	14831	No
106	GOM_NL__2PRFIN20041231_053954_000000702033_00248_14831_7492.N1	31-DEC-2004 05:39:54	Dark	70.000	15	67Alp Vir	0.97600	28000.	140	14831	No
107	GOM_NL__2PRFIN20041231_054320_000000412033_00248_14831_7493.N1	31-DEC-2004 05:43:20	Dark	40.500	109	Bet Lup	2.6770	26000.	81	14831	No
108	GOM_NL__2PRFIN20041231_054449_000000402033_00248_14831_7494.N1	31-DEC-2004 05:44:49	Dark	40.000	78	Alp Lup	2.3040	28000.	80	14831	No
109	GOM_NL__2PRFIN20041231_054616_000000422033_00248_14831_7495.N1	31-DEC-2004 05:46:16	Dark	42.000	95	Zet Cen	2.5450	26000.	84	14831	No
110	GOM_NL__2PRFIN20041231_054801_000000522033_00249_14832_7496.N1	31-DEC-2004 05:48:01	Dark	52.000	4	Alp1Cen	-0.010000	5800.0	104	14832	No
111	GOM_NL__2PRFIN20041231_055150_000000512033_00249_14832_7462.N1	31-DEC-2004 05:51:50	Dark	51.000	12	Alp1Cru	0.77500	30000.	102	14832	No
112	GOM_NL__2PRFIN20041231_055708_000000412033_00249_14832_7463.N1	31-DEC-2004 05:57:08	Dark	41.000	29	Bet Car	1.6720	10200.	82	14832	No
113	GOM_NL__2PRFIN20041231_055831_000000422033_00249_14832_7464.N1	31-DEC-2004 05:58:31	Dark	41.500	71	Iot Car	2.2460	7700.0	83	14832	No
114	GOM_NL__2PRFIN20041231_060006_000000502033_00249_14832_7465.N1	31-DEC-2004 06:00:06	Dark	49.500	41	Eps Car	1.8600	4100.0	99	14832	No
115	GOM_NL__2PRFIN20041231_060204_000000572033_00249_14832_7466.N1	31-DEC-2004 06:02:04	Dark	57.000	65	Lam Vel	2.2040	4400.0	114	14832	No
116	GOM_NL__2PRFIN20041231_060421_000000462033_00249_14832_7467.N1	31-DEC-2004 06:04:21	Dark	45.500	2	Alp Car	-0.73600	7000.0	91	14832	No
117	GOM_NL__2PRFIN20041231_060734_000000512033_00249_14832_7468.N1	31-DEC-2004 06:07:34	Dark	51.000	117	Pi Pup	2.7060	3800.0	102	14832	No
118	GOM_NL__2PRFIN20041231_061023_000000452033_00249_14832_7469.N1	31-DEC-2004 06:10:23	Straylight	45.000	23	21Eps CMa	1.5020	26000.	90	14832	No
119	GOM_NL__2PRFIN20041231_061156_000000472033_00249_14832_7470.N1	31-DEC-2004 06:11:56	Straylight	47.000	179	24Omi2CMa	3.0320	24000.	94	14832	No
120	GOM_NL__2PRFIN20041231_061425_000000522033_00249_14832_7471.N1	31-DEC-2004 06:14:25	Straylight	52.000	1	9Alp CMa	-1.4400	11000.	104	14832	No
121	GOM_NL__2PRFIN20041231_061733_000000512033_00249_14832_7472.N1	31-DEC-2004 06:17:33	Straylight	50.500	7	19Bet Ori	0.10000	14000.	101	14832	No
122	GOM_NL__2PRFIN20041231_061925_000000442033_00249_14832_7473.N1	31-DEC-2004 06:19:25	Straylight	43.500	30	46Eps Ori	1.6940	30000.	87	14832	No
123	GOM_NL__2PRFIN20041231_062303_000000822033_00249_14832_7474.N1	31-DEC-2004 06:23:03	Tw_i_and_stray	81.500	8	10Alp CMi	0.40000	6500.0	163	14832	No
124	GOM_NL__2PRFIN20041231_062516_000000532033_00249_14832_7475.N1	31-DEC-2004 06:25:16	Bright	52.500	44	24Gam Gem	1.9280	11000.	105	14832	No
125	GOM_NL__2PRFIN20041231_062654_000000472033_00249_14832_7476.N1	31-DEC-2004 06:26:54	Bright	47.000	151	13Mu Gem	2.8900	3000.0	94	14832	No
126	GOM_NL__2PRFIN20041231_062917_000000402033_00249_14832_7477.N1	31-DEC-2004 06:29:17	Bright	39.500	114	3Iot Aur	2.6930	4600.0	79	14832	No
127	GOM_NL__2PRFIN20041231_063053_000000412033_00249_14832_7478.N1	31-DEC-2004 06:30:53	Bright	40.500	107	37The Aur	2.6490	11000.	81	14832	No
128	GOM_NL__2PRFIN20041231_063257_000000432033_00249_14832_7479.N1	31-DEC-2004 06:32:57	Bright	43.000	6	13Alp Aur	0.080000	3400.0	86	14832	No
129	GOM_NL__2PRFIN20041231_063442_000000392033_00249_14832_7480.N1	31-DEC-2004 06:34:42	Bright	38.500	35	33Alp Per	1.7950	6250.0	77	14832	No
130	GOM_NL__2PRFIN20041231_063559_000000372033_00249_14832_7481.N1	31-DEC-2004 06:35:59	Bright	37.000	160	23Gam Per	2.9300	4700.0	74	14832	No
131	GOM_NL__2PRFIN20041231_064507_000000382033_00249_14832_7482.N1	31-DEC-2004 06:45:07	Bright	37.500	49	1Alp UMi	1.9900	6300.0	75	14832	No
132	GOM_NL__2PRFIN20041231_064805_000000472033_00249_14832_7483.N1	31-DEC-2004 06:48:05	Bright	46.500	36	50Alp UMa	1.8000	6300.0	93	14832	No
133	GOM_NL__2PRFIN20041231_065207_000000572033_00249_14832_7484.N1	31-DEC-2004 06:52:07	Bright	56.500	87	64Gam UMa	2.4330	11000.	113	14832	No
134	GOM_NL__2PRFIN20041231_065414_000000492033_00249_14832_7485.N1	31-DEC-2004 06:54:14	Bright	48.500	55	79Zet UMa	2.0600	10200.	97	14832	No
135	GOM_NL__2PRFIN20041231_065633_000000482033_00249_14832_7486.N1	31-DEC-2004 06:56:33	Bright	47.500	39	85Eta UMa	1.8540	24000.	95	14832	No
136	GOM_NL__2PRFIN20041231_070037_000000422033_00249_14832_7487.N1	31-DEC-2004 07:00:37	Bright	42.000	180	27Gam Boo	3.0400	8000.0	84	14832	No
137	GOM_NL__2PRFIN20041231_070414_000000482033_00249_14832_7488.N1	31-DEC-2004 07:04:14	Bright	47.500	83		2.3780	11000.	95	14832	No
138	GOM_NL__2PRFIN20041231_070825_000000562033_00249_14832_7489.N1	31-DEC-2004 07:08:25	Bright	55.500	111	8Eta Boo	2.6800	6000.0	111	14832	No
139	GOM_NL__2PRFIN20041231_071152_000000372033_00249_14832_7490.N1	31-DEC-2004 07:11:52	Bright	37.000	120	1Del Oph	2.7340	3200.0	74	14832	No
140	GOM_NL__2PRFIN20041231_071435_000000552033_00249_14832_7491.N1	31-DEC-2004 07:14:35	Bright	55.000	104	27Bet Lib	2.6140	13100.	110	14832	No
141	GOM_NL__2PRFIN20041231_071714_000000472033_00249_14832_7492.N1	31-DEC-2004 07:17:14	Tw_i_and_stray	47.000	122	9Alp2Lib	2.7470	9700.0	94	14832	No
142	GOM_NL__2PRFIN20041231_072033_000000632033_00249_14832_7493.N1	31-DEC-2004 07:20:33	Dark	62.500	15	67Alp Vir	0.97600	28000.	125	14832	No
143	GOM_NL__2PRFIN20041231_072357_000000392033_00249_14832_7494.N1	31-DEC-2004 07:23:57	Dark	39.000	109	Bet Lup	2.6770	26000.	78	14832	No
144	GOM_NL__2PRFIN20041231_072525_000000412033_00249_14832_7495.N1	31-DEC-2004 07:25:25	Dark	41.000	78	Alp Lup	2.3040	28000.	82	14832	No
145	GOM_NL__2PRFIN20041231_072653_000000402033_00249_14832_7496.N1	31-DEC-2004 07:26:53	Dark	40.000	95	Zet Cen	2.5450	26000.	80	14832	No
146	GOM_NL__2PRFIN20041231_072838_000000422033_00250_14833_7497.N1	31-DEC-2004 07:28:38	Dark	41.500	4	Alp1Cen	-0.010000	5800.0	83	14833	No
147	GOM_NL__2PRFIN20041231_073226_000000412033_00250_14833_7463.N1	31-DEC-2004 07:32:26	Dark	40.500	12	Alp1Cru	0.77500	30000.	81	14833	No
148	GOM_NL__2PRFIN20041231_073745_000000402033_00250_14833_7464.N1	31-DEC-2004 07:37:45	Dark	40.000	29	Bet Car	1.6720	10200.	80	14833	No
149	GOM_NL__2PRFIN20041231_073907_000000432033_00250_14833_7465.N1	31-DEC-2004 07:39:07	Dark	42.500	71	Iot Car	2.2460	7700.0	85	14833	No
150	GOM_NL__2PRFIN20041231_074043_000000532033_00250_14833_7466.N1	31-DEC-2004 07:40:43	Dark	52.500	41	Eps Car	1.8600	4100.0	105	14833	No
151	GOM_NL__2PRFIN20041231_074241_000000582033_00250_14833_7467.N1	31-DEC-2004 07:42:41	Dark	58.000	65	Lam Vel	2.2040	4400.0	116	14833	No
152	GOM_NL__2PRFIN20041231_074457_000000482033_00250_14833_7468.N1	31-DEC-2004 07:44:57	Dark	48.000	2	Alp Car	-0.73600	7000.0	96	14833	No
153	GOM_NL__2PRFIN20041231_074810_000000502033_00250_14833_7469.N1	31-DEC-2004 07:48:10	Dark	49.500	117	Pi Pup	2.7060	3800.0	99	14833	No
154	GOM_NL__2PRFIN20041231_075100_000000472033_00250_14833_7470.N1	31-DEC-2004 07:51:00	Straylight	47.000	23	21Eps CMa	1.5020	26000.	94	14833	No
155	GOM_NL__2PRFIN20041231_075232_000000472033_00250_14833_7471.N1	31-DEC-2004 07:52:32	Straylight	46.500	179	24Omi2CMa	3.0320	24000.	93	14833	No
156	GOM_NL__2PRFIN20041231_075501_000000552033_00250_14833_7472.N1	31-DEC-2004 07:55:01	Straylight	54.500	1	9Alp CMa	-1.4400	11000.	109	14833	No
157	GOM_NL__2PRFIN20041231_075809_000000472033_00250_14833_7473.N1	31-DEC-2004 07:58:09	Straylight	46.500	7	19Bet Ori	0.10000	14000.	93	14833	No
158	GOM_NL__2PRFIN20041231_080001_000000452033_00250_14833_7474.N1	31-DEC-2004 08:00:01	Straylight	45.000	30	46Eps Ori	1.6940	30000.	90	14833	No
159	GOM_NL__2PRFIN20041231_080337_000000782033_00250_14833_7475.N1	31-DEC-2004 08:03:37	Tw_i_and_stray	78.000	8	10Alp CMi	0.40000	6500.0	156	14833	No
160	GOM_NL__2PRFIN20041231_080552_000000542033_00250_14833_7476.N1	31-DEC-2004 08:05:52	Bright	53.500	44	24Gam Gem	1.9280	11000.	107	14833	No

161	GOM_NL__2PRFIN20041231_080729_000000502033_00250_14833_7477.N1	31-DEC-2004 08:07:29	Bright	50.000	151	13Mu Gem	2.8900	3000.0	100	14833	No
162	GOM_NL__2PRFIN20041231_080952_000000392033_00250_14833_7478.N1	31-DEC-2004 08:09:52	Bright	38.500	114	3Iot Aur	2.6930	4600.0	77	14833	No
163	GOM_NL__2PRFIN20041231_081129_000000412033_00250_14833_7479.N1	31-DEC-2004 08:11:29	Bright	40.500	107	37The Aur	2.6490	11000.	81	14833	No
164	GOM_NL__2PRFIN20041231_081333_000000432033_00250_14833_7480.N1	31-DEC-2004 08:13:33	Bright	42.500	6	13Alp Aur	0.080000	3400.0	85	14833	No
165	GOM_NL__2PRFIN20041231_081518_000000412033_00250_14833_7481.N1	31-DEC-2004 08:15:18	Bright	40.500	35	33Alp Per	1.7950	6250.0	81	14833	No
166	GOM_NL__2PRFIN20041231_081636_000000382033_00250_14833_7482.N1	31-DEC-2004 08:16:36	Bright	38.000	160	23Gam Per	2.9300	4700.0	76	14833	No
167	GOM_NL__2PRFIN20041231_082543_000000392033_00250_14833_7483.N1	31-DEC-2004 08:25:43	Bright	38.500	49	1Alp UMi	1.9900	6300.0	77	14833	No
168	GOM_NL__2PRFIN20041231_082840_000000502033_00250_14833_7484.N1	31-DEC-2004 08:28:40	Bright	50.000	36	50Alp UMa	1.8000	6300.0	100	14833	No
169	GOM_NL__2PRFIN20041231_083244_000000552033_00250_14833_7485.N1	31-DEC-2004 08:32:44	Bright	54.500	87	64Gam UMa	2.4330	11000.	109	14833	No
170	GOM_NL__2PRFIN20041231_083452_000000452033_00250_14833_7486.N1	31-DEC-2004 08:34:52	Bright	45.000	55	79Zet UMa	2.0600	10200.	90	14833	No
171	GOM_NL__2PRFIN20041231_083709_000000482033_00250_14833_7487.N1	31-DEC-2004 08:37:09	Bright	48.000	39	85Eta UMa	1.8540	24000.	96	14833	No
172	GOM_NL__2PRFIN20041231_084113_000000422033_00250_14833_7488.N1	31-DEC-2004 08:41:13	Bright	42.000	180	27Gam Boo	3.0400	8000.0	84	14833	No
173	GOM_NL__2PRFIN20041231_084452_000000462033_00250_14833_7489.N1	31-DEC-2004 08:44:52	Bright	45.500	83		2.3780	11000.	91	14833	No
174	GOM_NL__2PRFIN20041231_084902_000000552033_00250_14833_7490.N1	31-DEC-2004 08:49:02	Bright	54.500	111	8Eta Boo	2.6800	6000.0	109	14833	No
175	GOM_NL__2PRFIN20041231_085228_000000372033_00250_14833_7491.N1	31-DEC-2004 08:52:28	Bright	36.500	120	1Del Oph	2.7340	3200.0	73	14833	No
176	GOM_NL__2PRFIN20041231_085512_000000522033_00250_14833_7492.N1	31-DEC-2004 08:55:12	Bright	51.500	104	27Bet Lib	2.6140	13100.	103	14833	No
177	GOM_NL__2PRFIN20041231_085750_000000462033_00250_14833_7493.N1	31-DEC-2004 08:57:50	Twi_and_stray	46.000	122	9Alp2Lib	2.7470	9700.0	92	14833	No
178	GOM_NL__2PRFIN20041231_090109_000000702033_00250_14833_7494.N1	31-DEC-2004 09:01:09	Dark	70.000	15	67Alp Vir	0.97600	28000.	140	14833	No
179	GOM_NL__2PRFIN20041231_090433_000000402033_00250_14833_7495.N1	31-DEC-2004 09:04:33	Dark	39.500	109	Bet Lup	2.6770	26000.	79	14833	No
180	GOM_NL__2PRFIN20041231_090601_000000422033_00250_14833_7496.N1	31-DEC-2004 09:06:01	Dark	41.500	78	Alp Lup	2.3040	28000.	83	14833	No
181	GOM_NL__2PRFIN20041231_090729_000000422033_00250_14833_7497.N1	31-DEC-2004 09:07:29	Dark	41.500	95	Zet Cen	2.5450	26000.	83	14833	No
182	GOM_NL__2PRFIN20041231_090914_000000442033_00251_14834_7498.N1	31-DEC-2004 09:09:14	Dark	44.000	4	Alp1Cen	-0.010000	5800.0	88	14834	No
183	GOM_NL__2PRFIN20041231_091302_000000442033_00251_14834_7464.N1	31-DEC-2004 09:13:02	Dark	43.500	12	Alp1Cru	0.77500	30000.	87	14834	No
184	GOM_NL__2PRFIN20041231_091821_000000402033_00251_14834_7465.N1	31-DEC-2004 09:18:21	Dark	40.000	29	Bet Car	1.6720	10200.	80	14834	No
185	GOM_NL__2PRFIN20041231_091943_000000432033_00251_14834_7466.N1	31-DEC-2004 09:19:43	Dark	43.000	71	Iot Car	2.2460	7700.0	86	14834	No
186	GOM_NL__2PRFIN20041231_092119_000000492033_00251_14834_7467.N1	31-DEC-2004 09:21:19	Dark	48.500	41	Eps Car	1.8600	4100.0	97	14834	No
187	GOM_NL__2PRFIN20041231_092317_000000542033_00251_14834_7468.N1	31-DEC-2004 09:23:17	Dark	53.500	65	Lam Vel	2.2040	4400.0	107	14834	No
188	GOM_NL__2PRFIN20041231_092533_000000522033_00251_14834_7469.N1	31-DEC-2004 09:25:33	Dark	52.000	2	Alp Car	-0.73600	7000.0	104	14834	No
189	GOM_NL__2PRFIN20041231_092846_000000492033_00251_14834_7470.N1	31-DEC-2004 09:28:46	Dark	48.500	117	Pi Pup	2.7060	3800.0	97	14834	No
190	GOM_NL__2PRFIN20041231_093135_000000482033_00251_14834_7471.N1	31-DEC-2004 09:31:35	Straylight	47.500	23	21Eps CMa	1.5020	26000.	95	14834	No
191	GOM_NL__2PRFIN20041231_093308_000000442033_00251_14834_7472.N1	31-DEC-2004 09:33:08	Straylight	44.000	179	24Omi2CMa	3.0320	24000.	88	14834	No
192	GOM_NL__2PRFIN20041231_093537_000000522033_00251_14834_7473.N1	31-DEC-2004 09:35:37	Straylight	52.000	1	9Alp CMa	-1.4400	11000.	104	14834	No
193	GOM_NL__2PRFIN20041231_093845_000000482033_00251_14834_7474.N1	31-DEC-2004 09:38:45	Straylight	48.000	7	19Bet Ori	0.10000	14000.	96	14834	No
194	GOM_NL__2PRFIN20041231_094037_000000452033_00251_14834_7475.N1	31-DEC-2004 09:40:37	Straylight	44.500	30	46Eps Ori	1.6940	30000.	89	14834	No
195	GOM_NL__2PRFIN20041231_094414_000000772033_00251_14834_7476.N1	31-DEC-2004 09:44:14	Twi_and_stray	76.500	8	10Alp CMi	0.40000	6500.0	153	14834	No
196	GOM_NL__2PRFIN20041231_094627_000000542033_00251_14834_7477.N1	31-DEC-2004 09:46:27	Bright	53.500	44	24Gam Gem	1.9280	11000.	107	14834	No
197	GOM_NL__2PRFIN20041231_094805_000000512033_00251_14834_7478.N1	31-DEC-2004 09:48:05	Bright	50.500	151	13Mu Gem	2.8900	3000.0	101	14834	No
198	GOM_NL__2PRFIN20041231_095028_000000392033_00251_14834_7479.N1	31-DEC-2004 09:50:28	Bright	38.500	114	3Iot Aur	2.6930	4600.0	77	14834	No
199	GOM_NL__2PRFIN20041231_095204_000000412033_00251_14834_7480.N1	31-DEC-2004 09:52:04	Bright	41.000	107	37The Aur	2.6490	11000.	82	14834	No
200	GOM_NL__2PRFIN20041231_095409_000000442033_00251_14834_7481.N1	31-DEC-2004 09:54:09	Bright	43.500	6	13Alp Aur	0.080000	3400.0	87	14834	No
201	GOM_NL__2PRFIN20041231_095554_000000402033_00251_14834_7482.N1	31-DEC-2004 09:55:54	Bright	39.500	35	33Alp Per	1.7950	6250.0	79	14834	No
202	GOM_NL__2PRFIN20041231_095712_000000382033_00251_14834_7483.N1	31-DEC-2004 09:57:12	Bright	38.000	160	23Gam Per	2.9300	4700.0	76	14834	No
203	GOM_NL__2PRFIN20041231_100619_000000392033_00251_14834_7484.N1	31-DEC-2004 10:06:19	Bright	38.500	49	1Alp UMi	1.9900	6300.0	77	14834	No
204	GOM_NL__2PRFIN20041231_100915_000000512033_00251_14834_7485.N1	31-DEC-2004 10:09:15	Bright	50.500	36	50Alp UMa	1.8000	6300.0	101	14834	No
205	GOM_NL__2PRFIN20041231_101319_000000552033_00251_14834_7486.N1	31-DEC-2004 10:13:19	Bright	54.500	87	64Gam UMa	2.4330	11000.	109	14834	No
206	GOM_NL__2PRFIN20041231_101527_000000462033_00251_14834_7487.N1	31-DEC-2004 10:15:27	Bright	45.500	55	79Zet UMa	2.0600	10200.	91	14834	No
207	GOM_NL__2PRFIN20041231_101745_000000482033_00251_14834_7488.N1	31-DEC-2004 10:17:45	Bright	47.500	39	85Eta UMa	1.8540	24000.	95	14834	No
208	GOM_NL__2PRFIN20041231_102149_000000432033_00251_14834_7489.N1	31-DEC-2004 10:21:49	Bright	42.500	180	27Gam Boo	3.0400	8000.0	85	14834	No
209	GOM_NL__2PRFIN20041231_102528_000000452033_00251_14834_7490.N1	31-DEC-2004 10:25:28	Bright	44.500	83		2.3780	11000.	89	14834	No
210	GOM_NL__2PRFIN20041231_102939_000000772033_00251_14834_7491.N1	31-DEC-2004 10:29:39	Bright	77.000	111	8Eta Boo	2.6800	6000.0	154	14834	No
211	GOM_NL__2PRFIN20041231_103302_000000392033_00251_14834_7492.N1	31-DEC-2004 10:33:02	Bright	39.000	120	1Del Oph	2.7340	3200.0	78	14834	No
212	GOM_NL__2PRFIN20041231_103547_000000402033_00251_14834_7493.N1	31-DEC-2004 10:35:47	Bright	40.000	104	27Bet Lib	2.6140	13100.	80	14834	No
213	GOM_NL__2PRFIN20041231_103826_000000482033_00251_14834_7494.N1	31-DEC-2004 10:38:26	Twi_and_stray	47.500	122	9Alp2Lib	2.7470	9700.0	95	14834	No
214	GOM_NL__2PRFIN20041231_104148_000000712033_00251_14834_7495.N1	31-DEC-2004 10:41:48	Dark	70.500	15	67Alp Vir	0.97600	28000.	141	14834	No
215	GOM_NL__2PRFIN20041231_104509_000000412033_00251_14834_7496.N1	31-DEC-2004 10:45:09	Dark	41.000	109	Bet Lup	2.6770	26000.	82	14834	No
216	GOM_NL__2PRFIN20041231_104637_000000402033_00251_14834_7497.N1	31-DEC-2004 10:46:37	Dark	40.000	78	Alp Lup	2.3040	28000.	80	14834	No
217	GOM_NL__2PRFIN20041231_104806_000000422033_00251_14834_7498.N1	31-DEC-2004 10:48:06	Dark	42.000	95	Zet Cen	2.5450	26000.	84	14834	No
218	GOM_NL__2PRFIN20041231_104950_000000512033_00252_14835_7499.N1	31-DEC-2004 10:49:50	Dark	50.500	4	Alp1Cen	-0.010000	5800.0	101	14835	No
219	GOM_NL__2PRFIN20041231_105135_000000472033_00252_14835_7464.N1	31-DEC-2004 10:51:35	Dark	46.500	64	Gam Cen	2.2000	10600.	93	14835	No

220	GOM_NL__2PRFIN20041231_105339_000000442033_00252_14835_7465.N1	31-DEC-2004 10:53:39	Dark	44.000	12	Alp1Cru	0.77500	30000.	88	14835	No
221	GOM_NL__2PRFIN20041231_105858_000000392033_00252_14835_7466.N1	31-DEC-2004 10:58:58	Dark	39.000	29	Bet Car	1.6720	10200.	78	14835	No
222	GOM_NL__2PRFIN20041231_110020_000000412033_00252_14835_7467.N1	31-DEC-2004 11:00:20	Dark	41.000	71	Iot Car	2.2460	7700.0	82	14835	No
223	GOM_NL__2PRFIN20041231_110156_000000422033_00252_14835_7468.N1	31-DEC-2004 11:01:56	Dark	41.500	41	Eps Car	1.8600	4100.0	83	14835	No
224	GOM_NL__2PRFIN20041231_110354_000000662033_00252_14835_7469.N1	31-DEC-2004 11:03:54	Dark	65.500	65	Lam Vel	2.2040	4400.0	131	14835	No
225	GOM_NL__2PRFIN20041231_110609_000000522033_00252_14835_7470.N1	31-DEC-2004 11:06:09	Dark	51.500	2	Alp Car	-0.73600	7000.0	103	14835	No
226	GOM_NL__2PRFIN20041231_110922_000000482033_00252_14835_7471.N1	31-DEC-2004 11:09:22	Dark	47.500	117	Pi Pup	2.7060	3800.0	95	14835	No
227	GOM_NL__2PRFIN20041231_111212_000000492033_00252_14835_7472.N1	31-DEC-2004 11:12:12	Straylight	49.000	23	21Eps CMa	1.5020	26000.	98	14835	No
228	GOM_NL__2PRFIN20041231_111344_000000472033_00252_14835_7473.N1	31-DEC-2004 11:13:44	Straylight	46.500	179	24Omi2CMa	3.0320	24000.	93	14835	No
229	GOM_NL__2PRFIN20041231_111613_000000572033_00252_14835_7474.N1	31-DEC-2004 11:16:13	Straylight	57.000	1	9Alp CMa	-1.4400	11000.	114	14835	No
230	GOM_NL__2PRFIN20041231_111921_000000522033_00252_14835_7475.N1	31-DEC-2004 11:19:21	Straylight	52.000	7	19Bet Ori	0.10000	14000.	104	14835	No
231	GOM_NL__2PRFIN20041231_112113_000000462033_00252_14835_7476.N1	31-DEC-2004 11:21:13	Straylight	46.000	30	46Eps Ori	1.6940	30000.	92	14835	No
232	GOM_NL__2PRFIN20041231_112345_000000502033_00252_14835_7477.N1	31-DEC-2004 11:23:45	Tw_i_and_stray	49.500	14	58Alp Ori	0.87000	3000.0	99	14835	No
233	GOM_NL__2PRFIN20041231_112702_000000632033_00252_14835_7478.N1	31-DEC-2004 11:27:02	Bright	63.000	44	24Gam Gem	1.9280	11000.	126	14835	No
234	GOM_NL__2PRFIN20041231_112841_000000482033_00252_14835_7479.N1	31-DEC-2004 11:28:41	Bright	48.000	151	13Mu Gem	2.8900	3000.0	96	14835	No
235	GOM_NL__2PRFIN20041231_113104_000000392033_00252_14835_7480.N1	31-DEC-2004 11:31:04	Bright	39.000	114	3Iot Aur	2.6930	4600.0	78	14835	No
236	GOM_NL__2PRFIN20041231_113240_000000412033_00252_14835_7481.N1	31-DEC-2004 11:32:40	Bright	40.500	107	37The Aur	2.6490	11000.	81	14835	No
237	GOM_NL__2PRFIN20041231_113444_000000432033_00252_14835_7482.N1	31-DEC-2004 11:34:44	Bright	43.000	6	13Alp Aur	0.080000	3400.0	86	14835	No
238	GOM_NL__2PRFIN20041231_113630_000000402033_00252_14835_7483.N1	31-DEC-2004 11:36:30	Bright	40.000	35	33Alp Per	1.7950	6250.0	80	14835	No
239	GOM_NL__2PRFIN20041231_113748_000000382033_00252_14835_7484.N1	31-DEC-2004 11:37:48	Bright	38.000	160	23Gam Per	2.9300	4700.0	76	14835	No
240	GOM_NL__2PRFIN20041231_114654_000000392033_00252_14835_7485.N1	31-DEC-2004 11:46:54	Bright	39.000	49	1Alp UMi	1.9900	6300.0	78	14835	No
241	GOM_NL__2PRFIN20041231_114951_000000512033_00252_14835_7486.N1	31-DEC-2004 11:49:51	Bright	51.000	36	50Alp UMa	1.8000	6300.0	102	14835	No
242	GOM_NL__2PRFIN20041231_115354_000000552033_00252_14835_7487.N1	31-DEC-2004 11:53:54	Bright	55.000	87	64Gam UMa	2.4330	11000.	110	14835	No
243	GOM_NL__2PRFIN20041231_115603_000000482033_00252_14835_7488.N1	31-DEC-2004 11:56:03	Bright	47.500	55	79Zet UMa	2.0600	10200.	95	14835	No
244	GOM_NL__2PRFIN20041231_115820_000000482033_00252_14835_7489.N1	31-DEC-2004 11:58:20	Bright	48.000	39	85Eta UMa	1.8540	24000.	96	14835	No
245	GOM_NL__2PRFIN20041231_120225_000000422033_00252_14835_7490.N1	31-DEC-2004 12:02:25	Bright	42.000	180	27Gam Boo	3.0400	8000.0	84	14835	No
246	GOM_NL__2PRFIN20041231_120604_000000462033_00252_14835_7491.N1	31-DEC-2004 12:06:04	Bright	45.500	83		2.3780	11000.	91	14835	No
247	GOM_NL__2PRFIN20041231_121015_000000552033_00252_14835_7492.N1	31-DEC-2004 12:10:15	Bright	54.500	111	8Eta Boo	2.6800	6000.0	109	14835	No
248	GOM_NL__2PRFIN20041231_121339_000000372033_00252_14835_7493.N1	31-DEC-2004 12:13:39	Bright	37.000	120	1Del Oph	2.7340	3200.0	74	14835	No
249	GOM_NL__2PRFIN20041231_121641_000000942033_00252_14835_7494.N1	31-DEC-2004 12:16:41	Tw_i_and_stray	94.000	138	47Eps Vir	2.8280	4700.0	188	14835	No
250	GOM_NL__2PRFIN20041231_122225_000000732033_00252_14835_7495.N1	31-DEC-2004 12:22:25	Dark	72.500	15	67Alp Vir	0.97600	28000.	145	14835	No
251	GOM_NL__2PRFIN20041231_122545_000000422033_00252_14835_7496.N1	31-DEC-2004 12:25:45	Dark	41.500	109	Bet Lup	2.6770	26000.	83	14835	No
252	GOM_NL__2PRFIN20041231_122714_000000432033_00252_14835_7497.N1	31-DEC-2004 12:27:14	Dark	42.500	78	Alp Lup	2.3040	28000.	85	14835	No
253	GOM_NL__2PRFIN20041231_122842_000000422033_00252_14835_7498.N1	31-DEC-2004 12:28:42	Dark	41.500	95	Zet Cen	2.5450	26000.	83	14835	No
254	GOM_NL__2PRFIN20041231_123026_000000522033_00253_14836_7499.N1	31-DEC-2004 12:30:26	Dark	52.000	4	Alp1Cen	-0.010000	5800.0	104	14836	No
255	GOM_NL__2PRFIN20041231_123211_000000452033_00253_14836_7464.N1	31-DEC-2004 12:32:11	Dark	45.000	64	Gam Cen	2.2000	10600.	90	14836	No
256	GOM_NL__2PRFIN20041231_123414_000000432033_00253_14836_7465.N1	31-DEC-2004 12:34:14	Dark	43.000	12	Alp1Cru	0.77500	30000.	86	14836	No
257	GOM_NL__2PRFIN20041231_123934_000000402033_00253_14836_7466.N1	31-DEC-2004 12:39:34	Dark	40.000	29	Bet Car	1.6720	10200.	80	14836	No
258	GOM_NL__2PRFIN20041231_124056_000000432033_00253_14836_7467.N1	31-DEC-2004 12:40:56	Dark	43.000	71	Iot Car	2.2460	7700.0	86	14836	No
259	GOM_NL__2PRFIN20041231_124231_000000502033_00253_14836_7468.N1	31-DEC-2004 12:42:31	Dark	49.500	41	Eps Car	1.8600	4100.0	99	14836	No
260	GOM_NL__2PRFIN20041231_124430_000000582033_00253_14836_7469.N1	31-DEC-2004 12:44:30	Dark	58.000	65	Lam Vel	2.2040	4400.0	116	14836	No
261	GOM_NL__2PRFIN20041231_124643_000000492033_00253_14836_7470.N1	31-DEC-2004 12:46:43	Dark	49.000	2	Alp Car	-0.73600	7000.0	98	14836	No
262	GOM_NL__2PRFIN20041231_124958_000000482033_00253_14836_7471.N1	31-DEC-2004 12:49:58	Dark	48.000	117	Pi Pup	2.7060	3800.0	96	14836	No
263	GOM_NL__2PRFIN20041231_125247_000000512033_00253_14836_7472.N1	31-DEC-2004 12:52:47	Straylight	51.000	23	21Eps CMa	1.5020	26000.	102	14836	No
264	GOM_NL__2PRFIN20041231_125420_000000482033_00253_14836_7473.N1	31-DEC-2004 12:54:20	Straylight	48.000	179	24Omi2CMa	3.0320	24000.	96	14836	No
265	GOM_NL__2PRFIN20041231_125648_000000582033_00253_14836_7474.N1	31-DEC-2004 12:56:48	Straylight	57.500	1	9Alp CMa	-1.4400	11000.	115	14836	No
266	GOM_NL__2PRFIN20041231_125956_000000522033_00253_14836_7475.N1	31-DEC-2004 12:59:56	Straylight	52.000	7	19Bet Ori	0.10000	14000.	104	14836	No
267	GOM_NL__2PRFIN20041231_130148_000000462033_00253_14836_7476.N1	31-DEC-2004 13:01:48	Straylight	45.500	30	46Eps Ori	1.6940	30000.	91	14836	No
268	GOM_NL__2PRFIN20041231_130420_000000552033_00253_14836_7477.N1	31-DEC-2004 13:04:20	Tw_i_and_stray	55.000	14	58Alp Ori	0.87000	3000.0	110	14836	No
269	GOM_NL__2PRFIN20041231_130735_000000572033_00253_14836_7478.N1	31-DEC-2004 13:07:35	Bright	56.500	44	24Gam Gem	1.9280	11000.	113	14836	No
270	GOM_NL__2PRFIN20041231_130915_000000502033_00253_14836_7479.N1	31-DEC-2004 13:09:15	Bright	50.000	151	13Mu Gem	2.8900	3000.0	100	14836	No
271	GOM_NL__2PRFIN20041231_131139_000000412033_00253_14836_7480.N1	31-DEC-2004 13:11:39	Bright	40.500	114	3Iot Aur	2.6930	4600.0	81	14836	No
272	GOM_NL__2PRFIN20041231_131313_000000442033_00253_14836_7481.N1	31-DEC-2004 13:13:13	Bright	43.500	107	37The Aur	2.6490	11000.	87	14836	No
273	GOM_NL__2PRFIN20041231_131520_000000442033_00253_14836_7482.N1	31-DEC-2004 13:15:20	Bright	43.500	6	13Alp Aur	0.080000	3400.0	87	14836	No
274	GOM_NL__2PRFIN20041231_131707_000000392033_00253_14836_7483.N1	31-DEC-2004 13:17:07	Bright	39.000	35	33Alp Per	1.7950	6250.0	78	14836	No
275	GOM_NL__2PRFIN20041231_131824_000000362033_00253_14836_7484.N1	31-DEC-2004 13:18:24	Bright	36.000	160	23Gam Per	2.9300	4700.0	72	14836	No
276	GOM_NL__2PRFIN20041231_132730_000000392033_00253_14836_7485.N1	31-DEC-2004 13:27:30	Bright	38.500	49	1Alp UMi	1.9900	6300.0	77	14836	No
277	GOM_NL__2PRFIN20041231_133026_000000482033_00253_14836_7486.N1	31-DEC-2004 13:30:26	Bright	47.500	36	50Alp UMa	1.8000	6300.0	95	14836	No
278	GOM_NL__2PRFIN20041231_133429_000000542033_00253_14836_7487.N1	31-DEC-2004 13:34:29	Bright	54.000	87	64Gam UMa	2.4330	11000.	108	14836	No

279	GOM_NL__2PRFIN20041231_133639_000000472033_00253_14836_7488.N1	31-DEC-2004 13:36:39	Bright	47.000	55	79Zet UMa	2.0600	10200.	94	14836	No
280	GOM_NL__2PRFIN20041231_133856_000000462033_00253_14836_7489.N1	31-DEC-2004 13:38:56	Bright	45.500	39	85Eta UMa	1.8540	24000.	91	14836	No
281	GOM_NL__2PRFIN20041231_134301_000000432033_00253_14836_7490.N1	31-DEC-2004 13:43:01	Bright	43.000	180	27Gam Boo	3.0400	8000.0	86	14836	No
282	GOM_NL__2PRFIN20041231_134641_000000612033_00253_14836_7491.N1	31-DEC-2004 13:46:41	Bright	61.000	83		2.3780	11000.	122	14836	No
283	GOM_NL__2PRFIN20041231_135052_000000732033_00253_14836_7492.N1	31-DEC-2004 13:50:52	Bright	73.000	111	8Eta Boo	2.6800	6000.0	146	14836	No
284	GOM_NL__2PRFIN20041231_135414_000000402033_00253_14836_7493.N1	31-DEC-2004 13:54:14	Bright	39.500	120	1Del Oph	2.7340	3200.0	79	14836	No
285	GOM_NL__2PRFIN20041231_135719_000000982033_00253_14836_7494.N1	31-DEC-2004 13:57:19	Tw_i_and_stray	98.000	138	47Eps Vir	2.8280	4700.0	196	14836	No
286	GOM_NL__2PRFIN20041231_140302_000000702033_00253_14836_7495.N1	31-DEC-2004 14:03:02	Dark	69.500	15	67Alp Vir	0.97600	28000.	139	14836	No
287	GOM_NL__2PRFIN20041231_140619_000000442033_00253_14836_7496.N1	31-DEC-2004 14:06:19	Dark	44.000	109	Bet Lup	2.6770	26000.	88	14836	No
288	GOM_NL__2PRFIN20041231_140749_000000422033_00253_14836_7497.N1	31-DEC-2004 14:07:49	Dark	41.500	78	Alp Lup	2.3040	28000.	83	14836	No
289	GOM_NL__2PRFIN20041231_140918_000000422033_00253_14836_7498.N1	31-DEC-2004 14:09:18	Dark	41.500	95	Zet Cen	2.5450	26000.	83	14836	No
290	GOM_NL__2PRFIN20041231_141101_000000442033_00254_14837_7499.N1	31-DEC-2004 14:11:01	Dark	44.000	4	Alp1Cen	-0.010000	5800.0	88	14837	No
291	GOM_NL__2PRFIN20041231_141247_000000472033_00254_14837_7464.N1	31-DEC-2004 14:12:47	Dark	46.500	64	Gam Cen	2.2000	10600.	93	14837	No
292	GOM_NL__2PRFIN20041231_141449_000000462033_00254_14837_7465.N1	31-DEC-2004 14:14:49	Dark	46.000	12	Alp1Cru	0.77500	30000.	92	14837	No
293	GOM_NL__2PRFIN20041231_142010_000000432033_00254_14837_7466.N1	31-DEC-2004 14:20:10	Dark	42.500	29	Bet Car	1.6720	10200.	85	14837	No
294	GOM_NL__2PRFIN20041231_142132_000000422033_00254_14837_7467.N1	31-DEC-2004 14:21:32	Dark	41.500	71	lot Car	2.2460	7700.0	83	14837	No
295	GOM_NL__2PRFIN20041231_142307_000000432033_00254_14837_7468.N1	31-DEC-2004 14:23:07	Dark	43.000	41	Eps Car	1.8600	4100.0	86	14837	No
296	GOM_NL__2PRFIN20041231_142506_000000602033_00254_14837_7469.N1	31-DEC-2004 14:25:06	Dark	59.500	65	Lam Vel	2.2040	4400.0	119	14837	No
297	GOM_NL__2PRFIN20041231_142721_000000532033_00254_14837_7470.N1	31-DEC-2004 14:27:21	Dark	53.000	2	Alp Car	-0.73600	7000.0	106	14837	No
298	GOM_NL__2PRFIN20041231_143033_000000542033_00254_14837_7471.N1	31-DEC-2004 14:30:33	Dark	54.000	117	Pi Pup	2.7060	3800.0	108	14837	No
299	GOM_NL__2PRFIN20041231_143321_000000512033_00254_14837_7472.N1	31-DEC-2004 14:33:21	Straylight	50.500	23	21Eps CMa	1.5020	26000.	101	14837	No
300	GOM_NL__2PRFIN20041231_143456_000000472033_00254_14837_7473.N1	31-DEC-2004 14:34:56	Straylight	46.500	179	24Omi2CMa	3.0320	24000.	93	14837	No
301	GOM_NL__2PRFIN20041231_143724_000000592033_00254_14837_7474.N1	31-DEC-2004 14:37:24	Straylight	59.000	1	9Alp CMa	-1.4400	11000.	118	14837	No
302	GOM_NL__2PRFIN20041231_144032_000000482033_00254_14837_7475.N1	31-DEC-2004 14:40:32	Straylight	48.000	7	19Bet Ori	0.10000	14000.	96	14837	No
303	GOM_NL__2PRFIN20041231_144224_000000432033_00254_14837_7476.N1	31-DEC-2004 14:42:24	Straylight	42.500	30	46Eps Ori	1.6940	30000.	85	14837	No
304	GOM_NL__2PRFIN20041231_144455_000000512033_00254_14837_7477.N1	31-DEC-2004 14:44:55	Tw_i_and_stray	51.000	14	58Alp Ori	0.87000	3000.0	102	14837	No
305	GOM_NL__2PRFIN20041231_144813_000000482033_00254_14837_7478.N1	31-DEC-2004 14:48:13	Bright	47.500	44	24Gam Gem	1.9280	11000.	95	14837	No
306	GOM_NL__2PRFIN20041231_144951_000000502033_00254_14837_7479.N1	31-DEC-2004 14:49:51	Bright	50.000	151	13Mu Gem	2.8900	3000.0	100	14837	No
307	GOM_NL__2PRFIN20041231_145216_000000412033_00254_14837_7480.N1	31-DEC-2004 14:52:16	Bright	41.000	114	3lot Aur	2.6930	4600.0	82	14837	No
308	GOM_NL__2PRFIN20041231_145348_000000442033_00254_14837_7481.N1	31-DEC-2004 14:53:48	Bright	43.500	107	37The Aur	2.6490	11000.	87	14837	No
309	GOM_NL__2PRFIN20041231_145556_000000442033_00254_14837_7482.N1	31-DEC-2004 14:55:56	Bright	44.000	6	13Alp Aur	0.080000	3400.0	88	14837	No
310	GOM_NL__2PRFIN20041231_145743_000000392033_00254_14837_7483.N1	31-DEC-2004 14:57:43	Bright	39.000	35	33Alp Per	1.7950	6250.0	78	14837	No
311	GOM_NL__2PRFIN20041231_145901_000000382033_00254_14837_7484.N1	31-DEC-2004 14:59:01	Bright	37.500	160	23Gam Per	2.9300	4700.0	75	14837	No
312	GOM_NL__2PRFIN20041231_150806_000000402033_00254_14837_7485.N1	31-DEC-2004 15:08:06	Bright	39.500	49	1Alp UMi	1.9900	6300.0	79	14837	No
313	GOM_NL__2PRFIN20041231_151101_000000502033_00254_14837_7486.N1	31-DEC-2004 15:11:01	Bright	49.500	36	50Alp UMa	1.8000	6300.0	99	14837	No
314	GOM_NL__2PRFIN20041231_151505_000000532033_00254_14837_7487.N1	31-DEC-2004 15:15:05	Bright	53.000	87	64Gam UMa	2.4330	11000.	106	14837	No
315	GOM_NL__2PRFIN20041231_151715_000000462033_00254_14837_7488.N1	31-DEC-2004 15:17:15	Bright	45.500	55	79Zet UMa	2.0600	10200.	91	14837	No
316	GOM_NL__2PRFIN20041231_151932_000000492033_00254_14837_7489.N1	31-DEC-2004 15:19:32	Bright	49.000	39	85Eta UMa	1.8540	24000.	98	14837	No
317	GOM_NL__2PRFIN20041231_152337_000000422033_00254_14837_7490.N1	31-DEC-2004 15:23:37	Bright	41.500	180	27Gam Boo	3.0400	8000.0	83	14837	No
318	GOM_NL__2PRFIN20041231_152717_000000502033_00254_14837_7491.N1	31-DEC-2004 15:27:17	Bright	49.500	83		2.3780	11000.	99	14837	No
319	GOM_NL__2PRFIN20041231_153128_000000772033_00254_14837_7492.N1	31-DEC-2004 15:31:28	Bright	77.000	111	8Eta Boo	2.6800	6000.0	154	14837	No
320	GOM_NL__2PRFIN20041231_153450_000000392033_00254_14837_7493.N1	31-DEC-2004 15:34:50	Bright	39.000	120	1Del Oph	2.7340	3200.0	78	14837	No
321	GOM_NL__2PRFIN20041231_153756_000001002033_00254_14837_7494.N1	31-DEC-2004 15:37:56	Tw_i_and_stray	100.00	138	47Eps Vir	2.8280	4700.0	200	14837	No
322	GOM_NL__2PRFIN20041231_154340_000000742033_00254_14837_7495.N1	31-DEC-2004 15:43:40	Dark	74.000	15	67Alp Vir	0.97600	28000.	148	14837	No
323	GOM_NL__2PRFIN20041231_154656_000000432033_00254_14837_7496.N1	31-DEC-2004 15:46:56	Dark	43.000	109	Bet Lup	2.6770	26000.	86	14837	No
324	GOM_NL__2PRFIN20041231_154826_000000422033_00254_14837_7497.N1	31-DEC-2004 15:48:26	Dark	41.500	78	Alp Lup	2.3040	28000.	83	14837	No
325	GOM_NL__2PRFIN20041231_154954_000000422033_00254_14837_7498.N1	31-DEC-2004 15:49:54	Dark	42.000	95	Zet Cen	2.5450	26000.	84	14837	No
326	GOM_NL__2PRFIN20041231_155137_000000522033_00255_14838_7499.N1	31-DEC-2004 15:51:37	Dark	52.000	4	Alp1Cen	-0.010000	5800.0	104	14838	No
327	GOM_NL__2PRFIN20041231_155324_000000452033_00255_14838_7464.N1	31-DEC-2004 15:53:24	Dark	44.500	64	Gam Cen	2.2000	10600.	89	14838	No
328	GOM_NL__2PRFIN20041231_155527_000000442033_00255_14838_7465.N1	31-DEC-2004 15:55:27	Dark	43.500	12	Alp1Cru	0.77500	30000.	87	14838	No
329	GOM_NL__2PRFIN20041231_160046_000000402033_00255_14838_7466.N1	31-DEC-2004 16:00:46	Dark	40.000	29	Bet Car	1.6720	10200.	80	14838	No
330	GOM_NL__2PRFIN20041231_160208_000000432033_00255_14838_7467.N1	31-DEC-2004 16:02:08	Dark	43.000	71	lot Car	2.2460	7700.0	86	14838	No
331	GOM_NL__2PRFIN20041231_160342_000000552033_00255_14838_7468.N1	31-DEC-2004 16:03:42	Dark	55.000	41	Eps Car	1.8600	4100.0	110	14838	No
332	GOM_NL__2PRFIN20041231_160543_000000592033_00255_14838_7469.N1	31-DEC-2004 16:05:43	Dark	59.000	65	Lam Vel	2.2040	4400.0	118	14838	No
333	GOM_NL__2PRFIN20041231_160757_000000462033_00255_14838_7470.N1	31-DEC-2004 16:07:57	Dark	45.500	2	Alp Car	-0.73600	7000.0	91	14838	No
334	GOM_NL__2PRFIN20041231_161109_000000502033_00255_14838_7471.N1	31-DEC-2004 16:11:09	Dark	50.000	117	Pi Pup	2.7060	3800.0	100	14838	No
335	GOM_NL__2PRFIN20041231_161359_000000512033_00255_14838_7472.N1	31-DEC-2004 16:13:59	Straylight	50.500	23	21Eps CMa	1.5020	26000.	101	14838	No
336	GOM_NL__2PRFIN20041231_161532_000000502033_00255_14838_7473.N1	31-DEC-2004 16:15:32	Straylight	49.500	179	24Omi2CMa	3.0320	24000.	99	14838	No
337	GOM_NL__2PRFIN20041231_161800_000000592033_00255_14838_7474.N1	31-DEC-2004 16:18:00	Straylight	59.000	1	9Alp CMa	-1.4400	11000.	118	14838	No

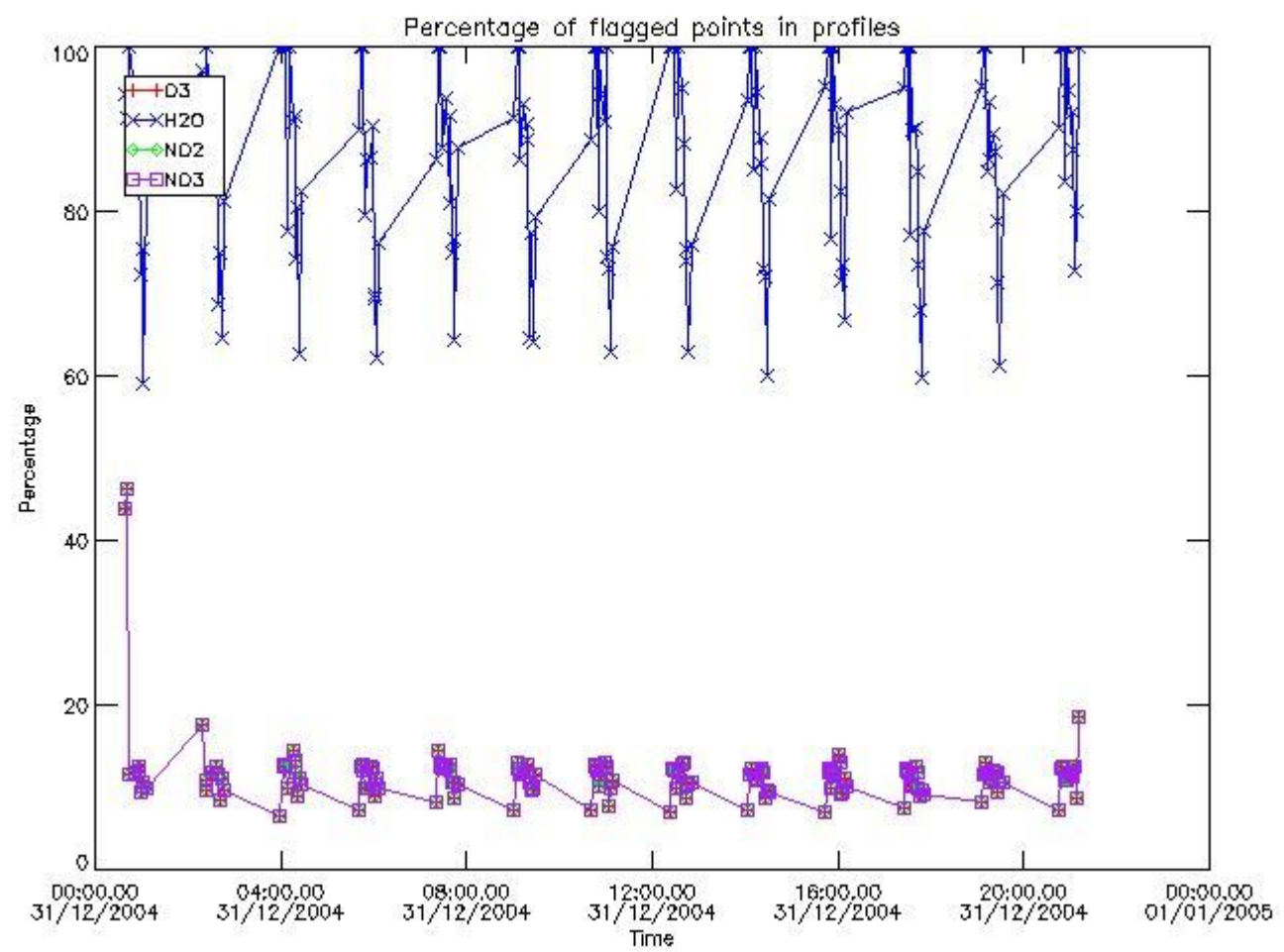
338	GOM_NL__2PRFIN20041231_162108_000000482033_00255_14838_7475.N1	31-DEC-2004 16:21:08	Straylight	48.000	7	19Bet Ori	0.10000	14000.	96	14838	No
339	GOM_NL__2PRFIN20041231_162300_000000452033_00255_14838_7476.N1	31-DEC-2004 16:23:00	Straylight	44.500	30	46Eps Ori	1.6940	30000.	89	14838	No
340	GOM_NL__2PRFIN20041231_162532_000000552033_00255_14838_7477.N1	31-DEC-2004 16:25:32	Tw_i_and_stray	55.000	14	58Alp Ori	0.87000	3000.0	110	14838	No
341	GOM_NL__2PRFIN20041231_162848_000000522033_00255_14838_7478.N1	31-DEC-2004 16:28:48	Bright	51.500	44	24Gam Gem	1.9280	11000.	103	14838	No
342	GOM_NL__2PRFIN20041231_163025_000000542033_00255_14838_7479.N1	31-DEC-2004 16:30:25	Bright	53.500	151	13Mu Gem	2.8900	3000.0	107	14838	No
343	GOM_NL__2PRFIN20041231_163251_000000412033_00255_14838_7480.N1	31-DEC-2004 16:32:51	Bright	41.000	114	3lot Aur	2.6930	4600.0	82	14838	No
344	GOM_NL__2PRFIN20041231_163426_000000422033_00255_14838_7481.N1	31-DEC-2004 16:34:26	Bright	41.500	107	37The Aur	2.6490	11000.	83	14838	No
345	GOM_NL__2PRFIN20041231_163632_000000402033_00255_14838_7482.N1	31-DEC-2004 16:36:32	Bright	39.500	6	13Alp Aur	0.080000	3400.0	79	14838	No
346	GOM_NL__2PRFIN20041231_163818_000000392033_00255_14838_7483.N1	31-DEC-2004 16:38:18	Bright	38.500	35	33Alp Per	1.7950	6250.0	77	14838	No
347	GOM_NL__2PRFIN20041231_163937_000000362033_00255_14838_7484.N1	31-DEC-2004 16:39:37	Bright	36.000	160	23Gam Per	2.9300	4700.0	72	14838	No
348	GOM_NL__2PRFIN20041231_164842_000000382033_00255_14838_7485.N1	31-DEC-2004 16:48:42	Bright	37.500	49	1Alp UMi	1.9900	6300.0	75	14838	No
349	GOM_NL__2PRFIN20041231_165137_000000512033_00255_14838_7486.N1	31-DEC-2004 16:51:37	Bright	50.500	36	50Alp UMa	1.8000	6300.0	101	14838	No
350	GOM_NL__2PRFIN20041231_165540_000000562033_00255_14838_7487.N1	31-DEC-2004 16:55:40	Bright	55.500	87	64Gam UMa	2.4330	11000.	111	14838	No
351	GOM_NL__2PRFIN20041231_165751_000000472033_00255_14838_7488.N1	31-DEC-2004 16:57:51	Bright	46.500	55	79Zet UMa	2.0600	10200.	93	14838	No
352	GOM_NL__2PRFIN20041231_170008_000000462033_00255_14838_7489.N1	31-DEC-2004 17:00:08	Bright	45.500	39	85Eta UMa	1.8540	24000.	91	14838	No
353	GOM_NL__2PRFIN20041231_170413_000000432033_00255_14838_7490.N1	31-DEC-2004 17:04:13	Bright	43.000	180	27Gam Boo	3.0400	8000.0	86	14838	No
354	GOM_NL__2PRFIN20041231_170752_000000582033_00255_14838_7491.N1	31-DEC-2004 17:07:52	Bright	57.500	83		2.3780	11000.	115	14838	No
355	GOM_NL__2PRFIN20041231_171204_000000772033_00255_14838_7492.N1	31-DEC-2004 17:12:04	Bright	77.000	111	8Eta Boo	2.6800	6000.0	154	14838	No
356	GOM_NL__2PRFIN20041231_171526_000000392033_00255_14838_7493.N1	31-DEC-2004 17:15:26	Bright	39.000	120	1Del Oph	2.7340	3200.0	78	14838	No
357	GOM_NL__2PRFIN20041231_171834_000000932033_00255_14838_7494.N1	31-DEC-2004 17:18:34	Tw_i_and_stray	92.500	138	47Eps Vir	2.8280	4700.0	185	14838	No
358	GOM_NL__2PRFIN20041231_172418_000000682033_00255_14838_7495.N1	31-DEC-2004 17:24:18	Dark	68.000	15	67Alp Vir	0.97600	28000.	136	14838	No
359	GOM_NL__2PRFIN20041231_172732_000000422033_00255_14838_7496.N1	31-DEC-2004 17:27:32	Dark	42.000	109	Bet Lup	2.6770	26000.	84	14838	No
360	GOM_NL__2PRFIN20041231_172902_000000422033_00255_14838_7497.N1	31-DEC-2004 17:29:02	Dark	41.500	78	Alp Lup	2.3040	28000.	83	14838	No
361	GOM_NL__2PRFIN20041231_173031_000000442033_00255_14838_7498.N1	31-DEC-2004 17:30:31	Dark	43.500	95	Zet Cen	2.5450	26000.	87	14838	No
362	GOM_NL__2PRFIN20041231_173214_000000512033_00256_14839_7499.N1	31-DEC-2004 17:32:14	Dark	50.500	4	Alp1Cen	-0.010000	5800.0	101	14839	No
363	GOM_NL__2PRFIN20041231_173401_000000492033_00256_14839_7464.N1	31-DEC-2004 17:34:01	Dark	49.000	64	Gam Cen	2.2000	10600.	98	14839	No
364	GOM_NL__2PRFIN20041231_173604_000000452033_00256_14839_7465.N1	31-DEC-2004 17:36:04	Dark	45.000	12	Alp1Cru	0.77500	30000.	90	14839	No
365	GOM_NL__2PRFIN20041231_174123_000000412033_00256_14839_7466.N1	31-DEC-2004 17:41:23	Dark	40.500	29	Bet Car	1.6720	10200.	81	14839	No
366	GOM_NL__2PRFIN20041231_174245_000000432033_00256_14839_7467.N1	31-DEC-2004 17:42:45	Dark	43.000	71	Iot Car	2.2460	7700.0	86	14839	No
367	GOM_NL__2PRFIN20041231_174420_000000522033_00256_14839_7468.N1	31-DEC-2004 17:44:20	Dark	51.500	41	Eps Car	1.8600	4100.0	103	14839	No
368	GOM_NL__2PRFIN20041231_174620_000000572033_00256_14839_7469.N1	31-DEC-2004 17:46:20	Dark	56.500	65	Lam Vel	2.2040	4400.0	113	14839	No
369	GOM_NL__2PRFIN20041231_174831_000000532033_00256_14839_7470.N1	31-DEC-2004 17:48:31	Dark	52.500	2	Alp Car	-0.73600	7000.0	105	14839	No
370	GOM_NL__2PRFIN20041231_175145_000000562033_00256_14839_7471.N1	31-DEC-2004 17:51:45	Dark	56.000	117	Pi Pup	2.7060	3800.0	112	14839	No
371	GOM_NL__2PRFIN20041231_175434_000000512033_00256_14839_7472.N1	31-DEC-2004 17:54:34	Straylight	50.500	23	21Eps CMa	1.5020	26000.	101	14839	No
372	GOM_NL__2PRFIN20041231_175608_000000482033_00256_14839_7473.N1	31-DEC-2004 17:56:08	Straylight	48.000	179	24Omi2CMa	3.0320	24000.	96	14839	No
373	GOM_NL__2PRFIN20041231_175834_000000562033_00256_14839_7474.N1	31-DEC-2004 17:58:34	Straylight	56.000	1	9Alp CMa	-1.4400	11000.	112	14839	No
374	GOM_NL__2PRFIN20041231_180142_000000522033_00256_14839_7475.N1	31-DEC-2004 18:01:42	Straylight	51.500	7	19Bet Ori	0.10000	14000.	103	14839	No
375	GOM_NL__2PRFIN20041231_180336_000000472033_00256_14839_7476.N1	31-DEC-2004 18:03:36	Straylight	46.500	30	46Eps Ori	1.6940	30000.	93	14839	No
376	GOM_NL__2PRFIN20041231_180607_000000552033_00256_14839_7477.N1	31-DEC-2004 18:06:07	Tw_i_and_stray	55.000	14	58Alp Ori	0.87000	3000.0	110	14839	No
377	GOM_NL__2PRFIN20041231_180925_000000522033_00256_14839_7478.N1	31-DEC-2004 18:09:25	Bright	52.000	44	24Gam Gem	1.9280	11000.	104	14839	No
378	GOM_NL__2PRFIN20041231_181102_000000492033_00256_14839_7479.N1	31-DEC-2004 18:11:02	Bright	48.500	151	13Mu Gem	2.8900	3000.0	97	14839	No
379	GOM_NL__2PRFIN20041231_181327_000000412033_00256_14839_7480.N1	31-DEC-2004 18:13:27	Bright	41.000	114	3lot Aur	2.6930	4600.0	82	14839	No
380	GOM_NL__2PRFIN20041231_181500_000000442033_00256_14839_7481.N1	31-DEC-2004 18:15:00	Bright	43.500	107	37The Aur	2.6490	11000.	87	14839	No
381	GOM_NL__2PRFIN20041231_181708_000000452033_00256_14839_7482.N1	31-DEC-2004 18:17:08	Bright	44.500	6	13Alp Aur	0.080000	3400.0	89	14839	No
382	GOM_NL__2PRFIN20041231_181855_000000392033_00256_14839_7483.N1	31-DEC-2004 18:18:55	Bright	39.000	35	33Alp Per	1.7950	6250.0	78	14839	No
383	GOM_NL__2PRFIN20041231_182013_000000382033_00256_14839_7484.N1	31-DEC-2004 18:20:13	Bright	38.000	160	23Gam Per	2.9300	4700.0	76	14839	No
384	GOM_NL__2PRFIN20041231_182918_000000402033_00256_14839_7485.N1	31-DEC-2004 18:29:18	Bright	39.500	49	1Alp UMi	1.9900	6300.0	79	14839	No
385	GOM_NL__2PRFIN20041231_183212_000000492033_00256_14839_7486.N1	31-DEC-2004 18:32:12	Bright	48.500	36	50Alp UMa	1.8000	6300.0	97	14839	No
386	GOM_NL__2PRFIN20041231_183615_000000552033_00256_14839_7487.N1	31-DEC-2004 18:36:15	Bright	55.000	87	64Gam UMa	2.4330	11000.	110	14839	No
387	GOM_NL__2PRFIN20041231_183826_000000452033_00256_14839_7488.N1	31-DEC-2004 18:38:26	Bright	45.000	55	79Zet UMa	2.0600	10200.	90	14839	No
388	GOM_NL__2PRFIN20041231_184044_000000472033_00256_14839_7489.N1	31-DEC-2004 18:40:44	Bright	47.000	39	85Eta UMa	1.8540	24000.	94	14839	No
389	GOM_NL__2PRFIN20041231_184448_000000432033_00256_14839_7490.N1	31-DEC-2004 18:44:48	Bright	42.500	180	27Gam Boo	3.0400	8000.0	85	14839	No
390	GOM_NL__2PRFIN20041231_184830_000000422033_00256_14839_7491.N1	31-DEC-2004 18:48:30	Bright	42.000	83		2.3780	11000.	84	14839	No
391	GOM_NL__2PRFIN20041231_185241_000000552033_00256_14839_7492.N1	31-DEC-2004 18:52:41	Bright	55.000	111	8Eta Boo	2.6800	6000.0	110	14839	No
392	GOM_NL__2PRFIN20041231_185602_000000402033_00256_14839_7493.N1	31-DEC-2004 18:56:02	Bright	39.500	120	1Del Oph	2.7340	3200.0	79	14839	No
393	GOM_NL__2PRFIN20041231_185912_000000932033_00256_14839_7494.N1	31-DEC-2004 18:59:12	Tw_i_and_stray	93.000	138	47Eps Vir	2.8280	4700.0	186	14839	No
394	GOM_NL__2PRFIN20041231_190454_000000622033_00256_14839_7495.N1	31-DEC-2004 19:04:54	Dark	62.000	15	67Alp Vir	0.97600	28000.	124	14839	No
395	GOM_NL__2PRFIN20041231_190808_000000442033_00256_14839_7496.N1	31-DEC-2004 19:08:08	Dark	44.000	109	Bet Lup	2.6770	26000.	88	14839	No
396	GOM_NL__2PRFIN20041231_190939_000000402033_00256_14839_7497.N1	31-DEC-2004 19:09:39	Dark	39.500	78	Alp Lup	2.3040	28000.	79	14839	No

397	GOM_NL__2PRFIN20041231_191107_000000442033_00256_14839_7498.N1	31-DEC-2004 19:11:07	Dark	44.000	95	Zet Cen	2.5450	26000.	88	14839	No
398	GOM_NL__2PRFIN20041231_191250_000000442033_00257_14840_7499.N1	31-DEC-2004 19:12:50	Dark	43.500	4	Alp1Cen	-0.010000	5800.0	87	14840	No
399	GOM_NL__2PRFIN20041231_191438_000000462033_00257_14840_7464.N1	31-DEC-2004 19:14:38	Dark	45.500	64	Gam Cen	2.2000	10600.	91	14840	No
400	GOM_NL__2PRFIN20041231_191640_000000482033_00257_14840_7465.N1	31-DEC-2004 19:16:40	Dark	48.000	12	Alp1Cru	0.77500	30000.	96	14840	No
401	GOM_NL__2PRFIN20041231_192159_000000432033_00257_14840_7466.N1	31-DEC-2004 19:21:59	Dark	42.500	29	Bet Car	1.6720	10200.	85	14840	No
402	GOM_NL__2PRFIN20041231_192321_000000442033_00257_14840_7467.N1	31-DEC-2004 19:23:21	Dark	43.500	71	Iot Car	2.2460	7700.0	87	14840	No
403	GOM_NL__2PRFIN20041231_192457_000000432033_00257_14840_7468.N1	31-DEC-2004 19:24:57	Dark	43.000	41	Eps Car	1.8600	4100.0	86	14840	No
404	GOM_NL__2PRFIN20041231_192657_000000552033_00257_14840_7469.N1	31-DEC-2004 19:26:57	Dark	54.500	65	Lam Vel	2.2040	4400.0	109	14840	No
405	GOM_NL__2PRFIN20041231_192909_000000482033_00257_14840_7470.N1	31-DEC-2004 19:29:09	Dark	48.000	2	Alp Car	-0.73600	7000.0	96	14840	No
406	GOM_NL__2PRFIN20041231_193222_000000482033_00257_14840_7471.N1	31-DEC-2004 19:32:22	Dark	48.000	117	Pi Pup	2.7060	3800.0	96	14840	No
407	GOM_NL__2PRFIN20041231_193510_000000522033_00257_14840_7472.N1	31-DEC-2004 19:35:10	Straylight	52.000	23	21Eps CMa	1.5020	26000.	104	14840	No
408	GOM_NL__2PRFIN20041231_193644_000000462033_00257_14840_7473.N1	31-DEC-2004 19:36:44	Straylight	46.000	179	24Omi2CMa	3.0320	24000.	92	14840	No
409	GOM_NL__2PRFIN20041231_193912_000000582033_00257_14840_7474.N1	31-DEC-2004 19:39:12	Straylight	57.500	1	9Alp CMa	-1.4400	11000.	115	14840	No
410	GOM_NL__2PRFIN20041231_194218_000000512033_00257_14840_7475.N1	31-DEC-2004 19:42:18	Straylight	50.500	7	19Bet Ori	0.10000	14000.	101	14840	No
411	GOM_NL__2PRFIN20041231_194410_000000482033_00257_14840_7476.N1	31-DEC-2004 19:44:10	Straylight	47.500	30	46Eps Ori	1.6940	30000.	95	14840	No
412	GOM_NL__2PRFIN20041231_194746_000000732033_00257_14840_7477.N1	31-DEC-2004 19:47:46	Tw_i_and_stray	72.500	8	10Alp CMI	0.40000	6500.0	145	14840	No
413	GOM_NL__2PRFIN20041231_195000_000000512033_00257_14840_7478.N1	31-DEC-2004 19:50:00	Bright	51.000	44	24Gam Gem	1.9280	11000.	102	14840	No
414	GOM_NL__2PRFIN20041231_195136_000000542033_00257_14840_7479.N1	31-DEC-2004 19:51:36	Bright	54.000	151	13Mu Gem	2.8900	3000.0	108	14840	No
415	GOM_NL__2PRFIN20041231_195403_000000402033_00257_14840_7480.N1	31-DEC-2004 19:54:03	Bright	40.000	114	3Iot Aur	2.6930	4600.0	80	14840	No
416	GOM_NL__2PRFIN20041231_195536_000000432033_00257_14840_7481.N1	31-DEC-2004 19:55:36	Bright	42.500	107	37The Aur	2.6490	11000.	85	14840	No
417	GOM_NL__2PRFIN20041231_195744_000000452033_00257_14840_7482.N1	31-DEC-2004 19:57:44	Bright	44.500	6	13Alp Aur	0.080000	3400.0	89	14840	No
418	GOM_NL__2PRFIN20041231_195932_000000382033_00257_14840_7483.N1	31-DEC-2004 19:59:32	Bright	38.000	35	33Alp Per	1.7950	6250.0	76	14840	No
419	GOM_NL__2PRFIN20041231_200049_000000382033_00257_14840_7484.N1	31-DEC-2004 20:00:49	Bright	38.000	160	23Gam Per	2.9300	4700.0	76	14840	No
420	GOM_NL__2PRFIN20041231_200952_000000402033_00257_14840_7485.N1	31-DEC-2004 20:09:52	Bright	40.000	49	1Alp UMi	1.9900	6300.0	80	14840	No
421	GOM_NL__2PRFIN20041231_201247_000000512033_00257_14840_7486.N1	31-DEC-2004 20:12:47	Bright	51.000	36	50Alp UMa	1.8000	6300.0	102	14840	No
422	GOM_NL__2PRFIN20041231_201650_000000542033_00257_14840_7487.N1	31-DEC-2004 20:16:50	Bright	54.000	87	64Gam UMa	2.4330	11000.	108	14840	No
423	GOM_NL__2PRFIN20041231_201902_000000482033_00257_14840_7488.N1	31-DEC-2004 20:19:02	Bright	47.500	55	79Zet UMa	2.0600	10200.	95	14840	No
424	GOM_NL__2PRFIN20041231_202120_000000452033_00257_14840_7489.N1	31-DEC-2004 20:21:20	Bright	45.000	39	85Eta UMa	1.8540	24000.	90	14840	No
425	GOM_NL__2PRFIN20041231_202525_000000432033_00257_14840_7490.N1	31-DEC-2004 20:25:25	Bright	42.500	180	27Gam Boo	3.0400	8000.0	85	14840	No
426	GOM_NL__2PRFIN20041231_202905_000000622033_00257_14840_7491.N1	31-DEC-2004 20:29:05	Bright	62.000	83		2.3780	11000.	124	14840	No
427	GOM_NL__2PRFIN20041231_203318_000000552033_00257_14840_7492.N1	31-DEC-2004 20:33:18	Bright	54.500	111	8Eta Boo	2.6800	6000.0	109	14840	No
428	GOM_NL__2PRFIN20041231_203638_000000392033_00257_14840_7493.N1	31-DEC-2004 20:36:38	Bright	39.000	120	1Del Oph	2.7340	3200.0	78	14840	No
429	GOM_NL__2PRFIN20041231_203926_000000452033_00257_14840_7494.N1	31-DEC-2004 20:39:26	Bright	44.500	104	27Bet Lib	2.6140	13100.	89	14840	No
430	GOM_NL__2PRFIN20041231_204205_000000452033_00257_14840_7495.N1	31-DEC-2004 20:42:05	Tw_i_and_stray	45.000	122	9Alp2Lib	2.7470	9700.0	90	14840	No
431	GOM_NL__2PRFIN20041231_204532_000000772033_00257_14840_7496.N1	31-DEC-2004 20:45:32	Dark	76.500	15	67Alp Vir	0.97600	28000.	153	14840	No
432	GOM_NL__2PRFIN20041231_204845_000000422033_00257_14840_7497.N1	31-DEC-2004 20:48:45	Dark	41.500	109	Bet Lup	2.6770	26000.	83	14840	No
433	GOM_NL__2PRFIN20041231_205015_000000412033_00257_14840_7498.N1	31-DEC-2004 20:50:15	Dark	41.000	78	Alp Lup	2.3040	28000.	82	14840	No
434	GOM_NL__2PRFIN20041231_205144_000000452033_00257_14840_7499.N1	31-DEC-2004 20:51:44	Dark	45.000	95	Zet Cen	2.5450	26000.	90	14840	No
435	GOM_NL__2PRFIN20041231_205324_000000472033_00258_14841_7500.N1	31-DEC-2004 20:53:24	Dark	46.500	4	Alp1Cen	-0.010000	5800.0	93	14841	No
436	GOM_NL__2PRFIN20041231_205515_000000482033_00258_14841_7464.N1	31-DEC-2004 20:55:15	Dark	47.500	64	Gam Cen	2.2000	10600.	95	14841	No
437	GOM_NL__2PRFIN20041231_205717_000000472033_00258_14841_7465.N1	31-DEC-2004 20:57:17	Dark	47.000	12	Alp1Cru	0.77500	30000.	94	14841	No
438	GOM_NL__2PRFIN20041231_210235_000000412033_00258_14841_7466.N1	31-DEC-2004 21:02:35	Dark	40.500	29	Bet Car	1.6720	10200.	81	14841	No
439	GOM_NL__2PRFIN20041231_210358_000000452033_00258_14841_7467.N1	31-DEC-2004 21:03:58	Dark	45.000	71	Iot Car	2.2460	7700.0	90	14841	No
440	GOM_NL__2PRFIN20041231_210533_000000452033_00258_14841_7468.N1	31-DEC-2004 21:05:33	Dark	44.500	41	Eps Car	1.8600	4100.0	89	14841	No
441	GOM_NL__2PRFIN20041231_210733_000000582033_00258_14841_7469.N1	31-DEC-2004 21:07:33	Dark	58.000	65	Lam Vel	2.2040	4400.0	116	14841	No
442	GOM_NL__2PRFIN20041231_210946_000000272033_00258_14841_7470.N1	31-DEC-2004 21:09:46	Dark	27.000	2	Alp Car	-0.73600	7000.0	54	14841	No

3. Quality information per product

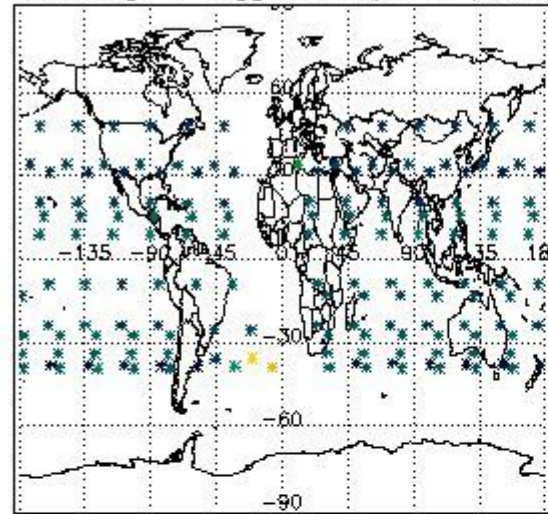
In this section it is plotted some information contained in the Quality Summary data set of the level 2 products. Only products in dark limb conditions and without errors (error flag in the MPH set to "0") are used.

3.1 Plot quality information per product (time dependant)

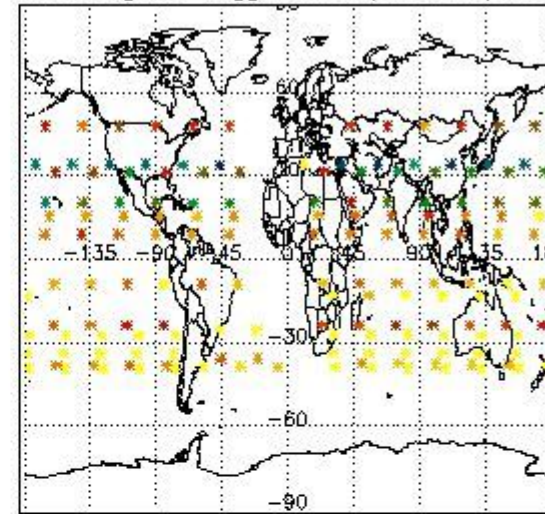


3.2 Plot quality information per product (world map)

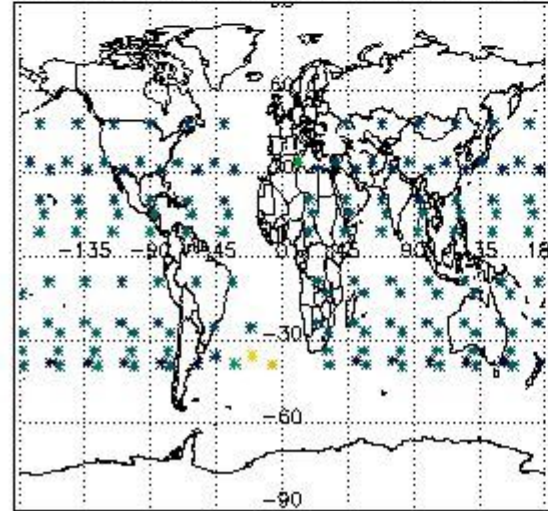
Percentage of flagged data per O3 profile



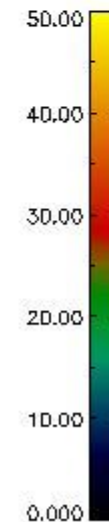
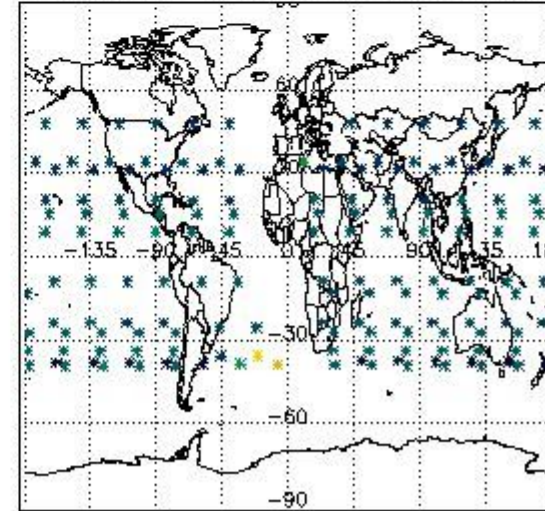
Percentage of flagged data per H2O profile



Percentage of flagged data per NO2 profile



Percentage of flagged data per NO3 profile

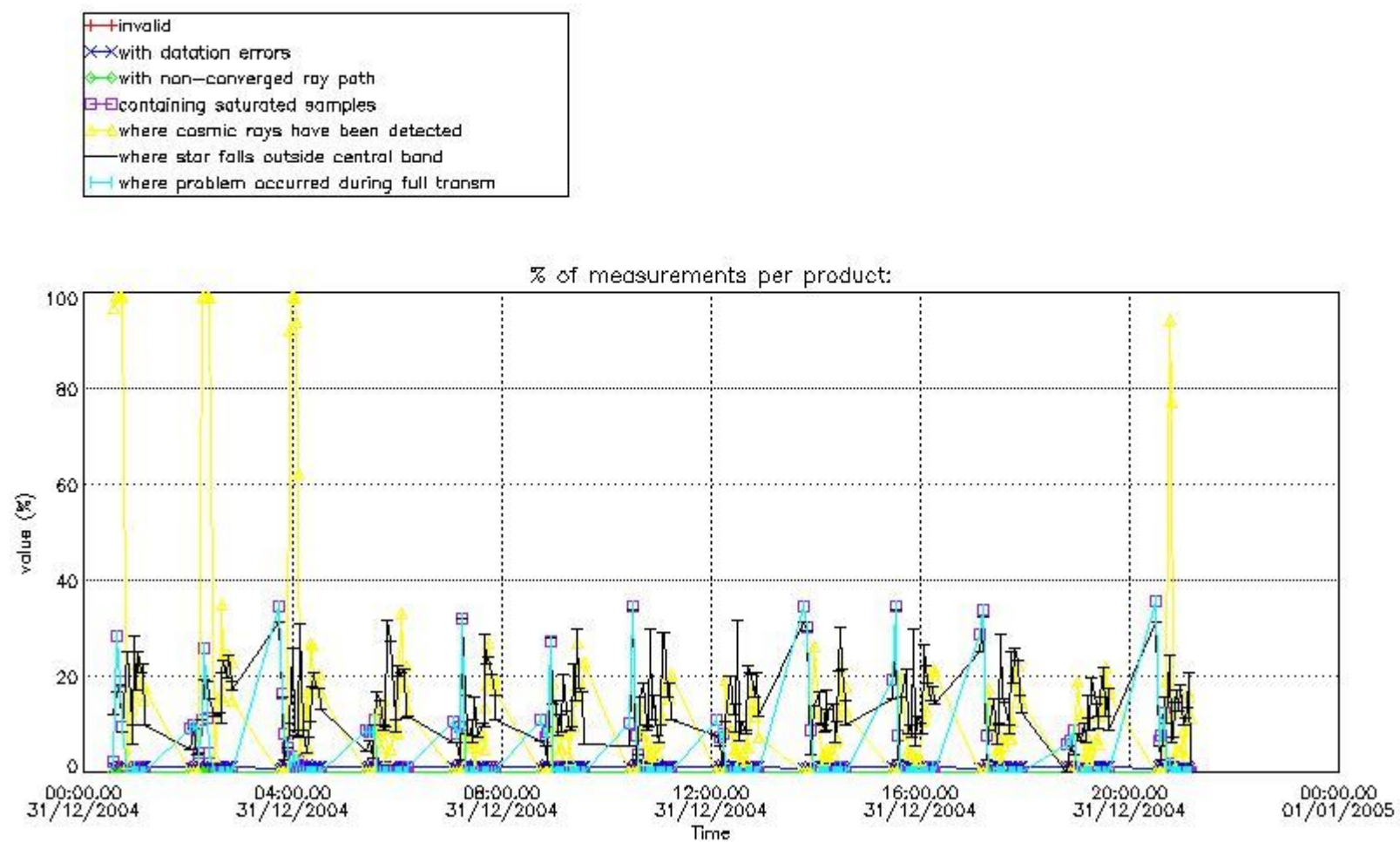


4. Level 1 quality information per product

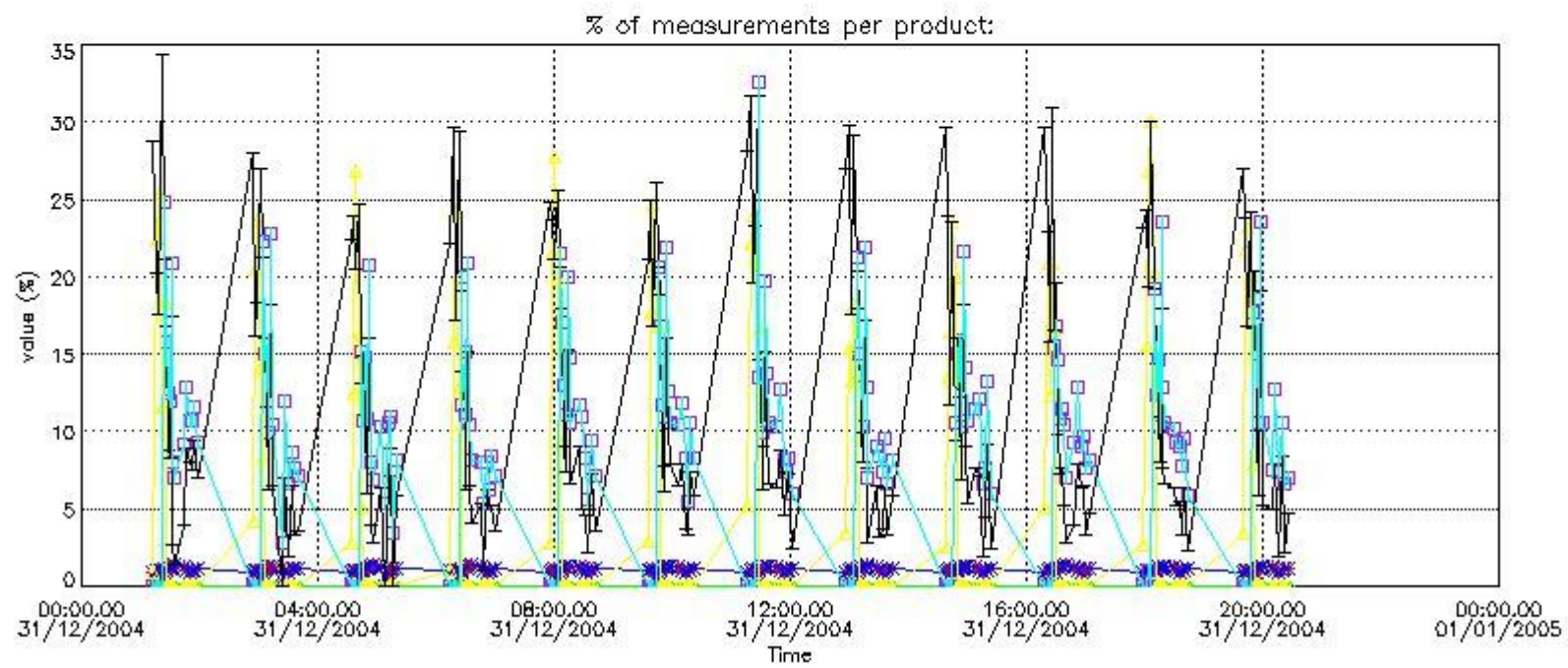
In this section it is plotted some information contained in the Quality Summary data set of the level 2 products that comes from the level 1b processing. Products without errors (error flag in the MPH set to "0") are used.

4.1 Plot quality information per product (time dependant) coming from level 1b processing

4.1.1 Plot level 1 quality information per product (time dependant): ENVISAT ASCENDING passes



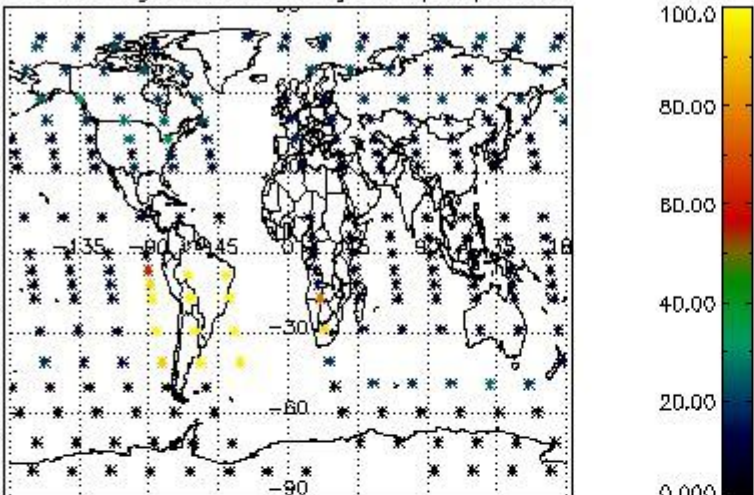
4.1.2 Plot level 1 quality information per product (time dependant): ENVISAT DESCENDING passes



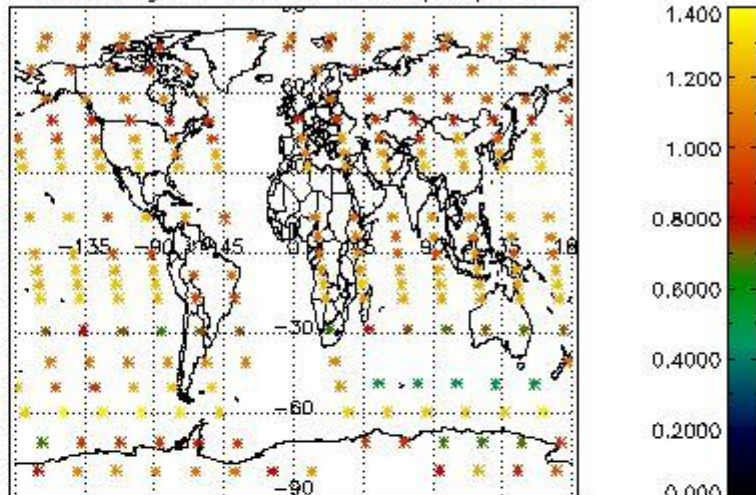
4.2 Plot quality information per product coming from level 1b processing (world map)

4.2.1 Plot level 1 quality information per product (world map): ENVISAT ASCENDING passes

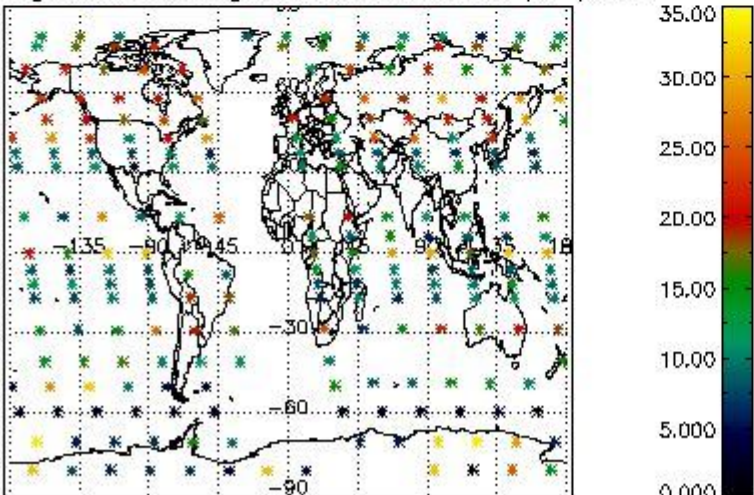
Percentage of cosmic ray hits per profile



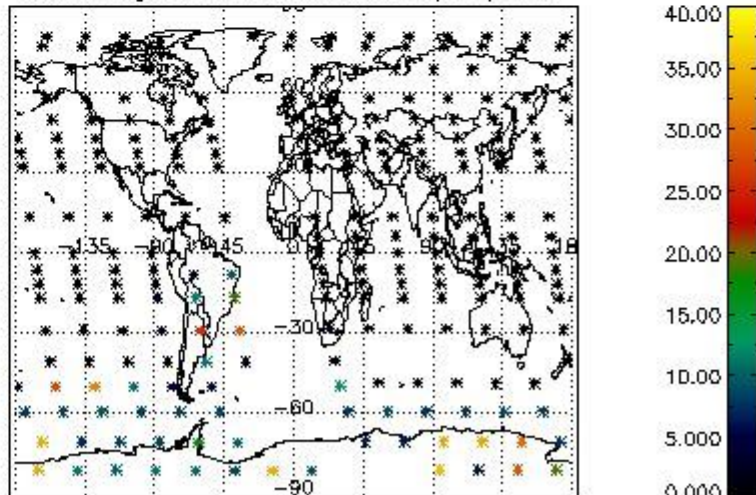
Percentage of datation errors per profile



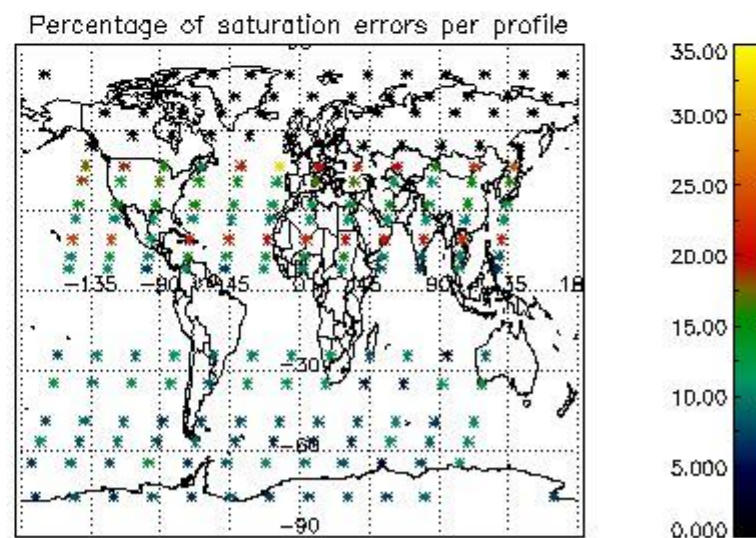
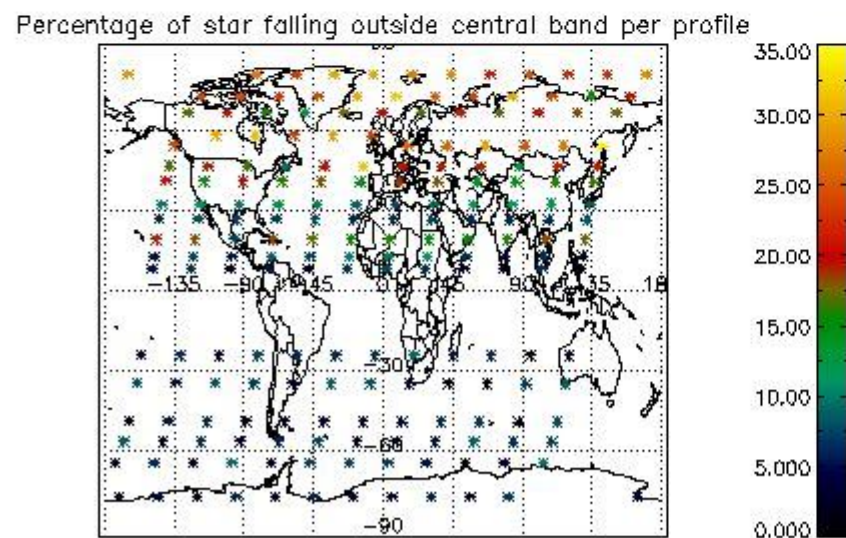
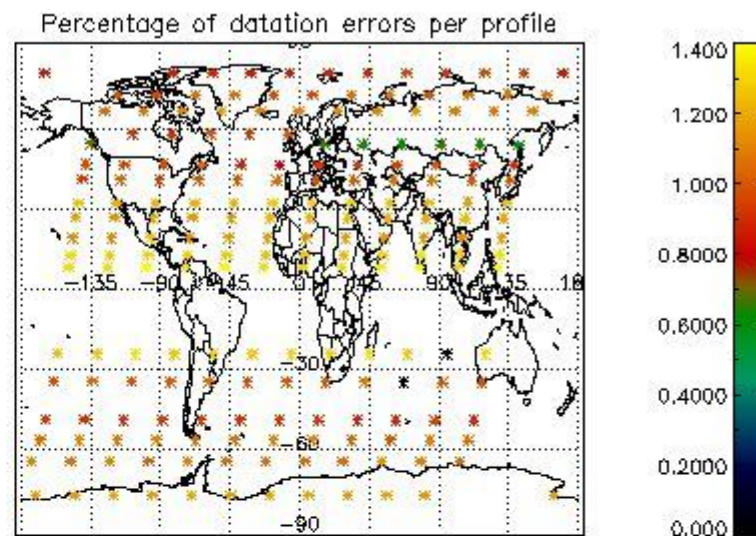
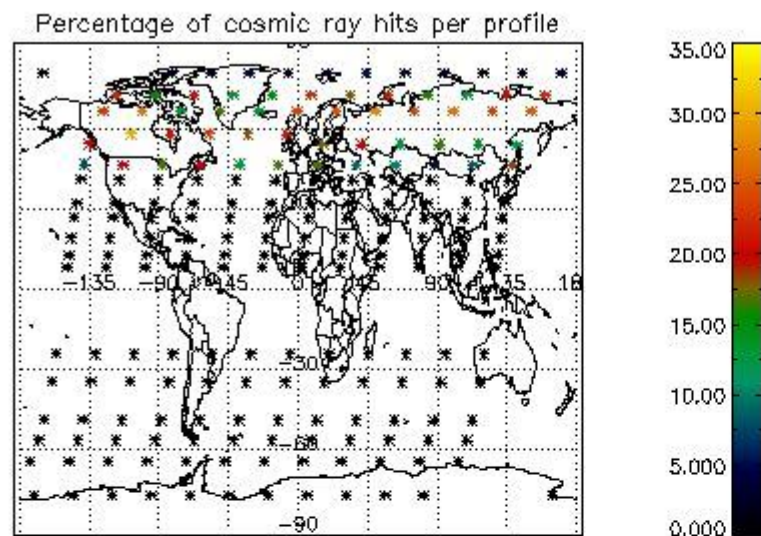
Percentage of star falling outside central band per profile



Percentage of saturation errors per profile



4.2.2 Plot level 1 quality information per product (world map): ENVISAT DESCENDING passes



5. Trace gas profiles

5.1 Ozone statistics based on quality of products

The final quality of the products can be "measured" using the STD (Standard Deviation) attached to every point profile. This information is written to the parameter GOM_NL__2P/NL_LOCAL_SPECIES_DENSITY/o3_std of the level 2 products. The table below shows the statistics for given STD ranges.

The statistics are given with respect to the overall valid production:

- Products without fatal errors: GOM_NL__2P/MPH/PRODUCT_ERR=0
- Valid point profile: GOM_NL__2P/NL_LOCAL_SPECIES_DENSITY/pcd(0)=0

The 'Criteria' is applied to valid points of dark limb products:

- Products in dark limb illumination condition: GOM_NL__2P/NL_SUMMARY_QUALITY/obs_ill_cond=0
- Products without fatal errors: GOM_NL__2P/MPH/PRODUCT_ERR=0
- Valid point profile: GOM_NL__2P/NL_LOCAL_SPECIES_DENSITY/pcd(0)=0

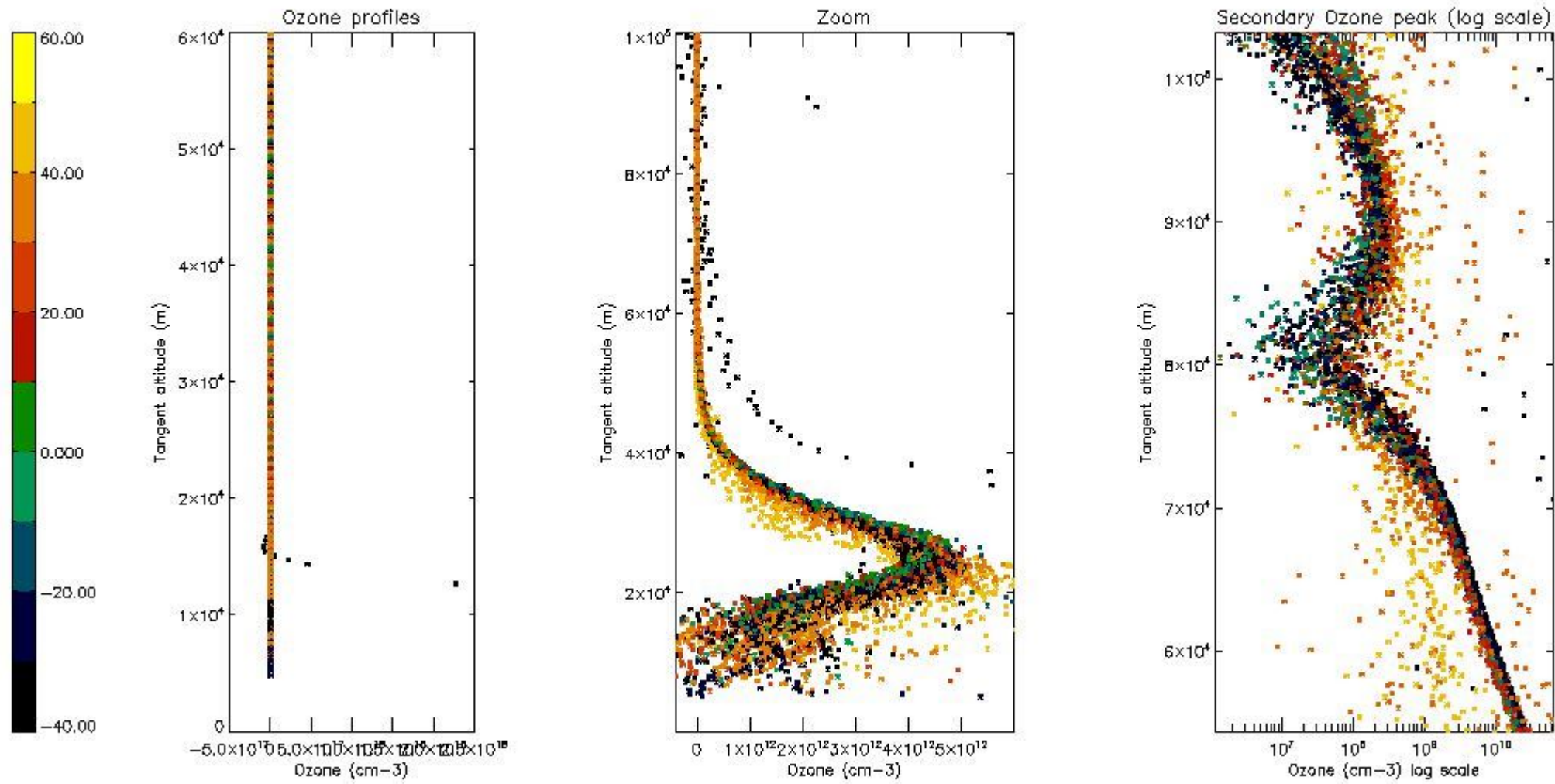
So, the table below shows the percentage of dark limb and valid observations for each criteria with respect to the overall valid daily observations.

Criteria	% of total production
All STD	36
STD < 20	20

STD < 10	16
STD < 5	11

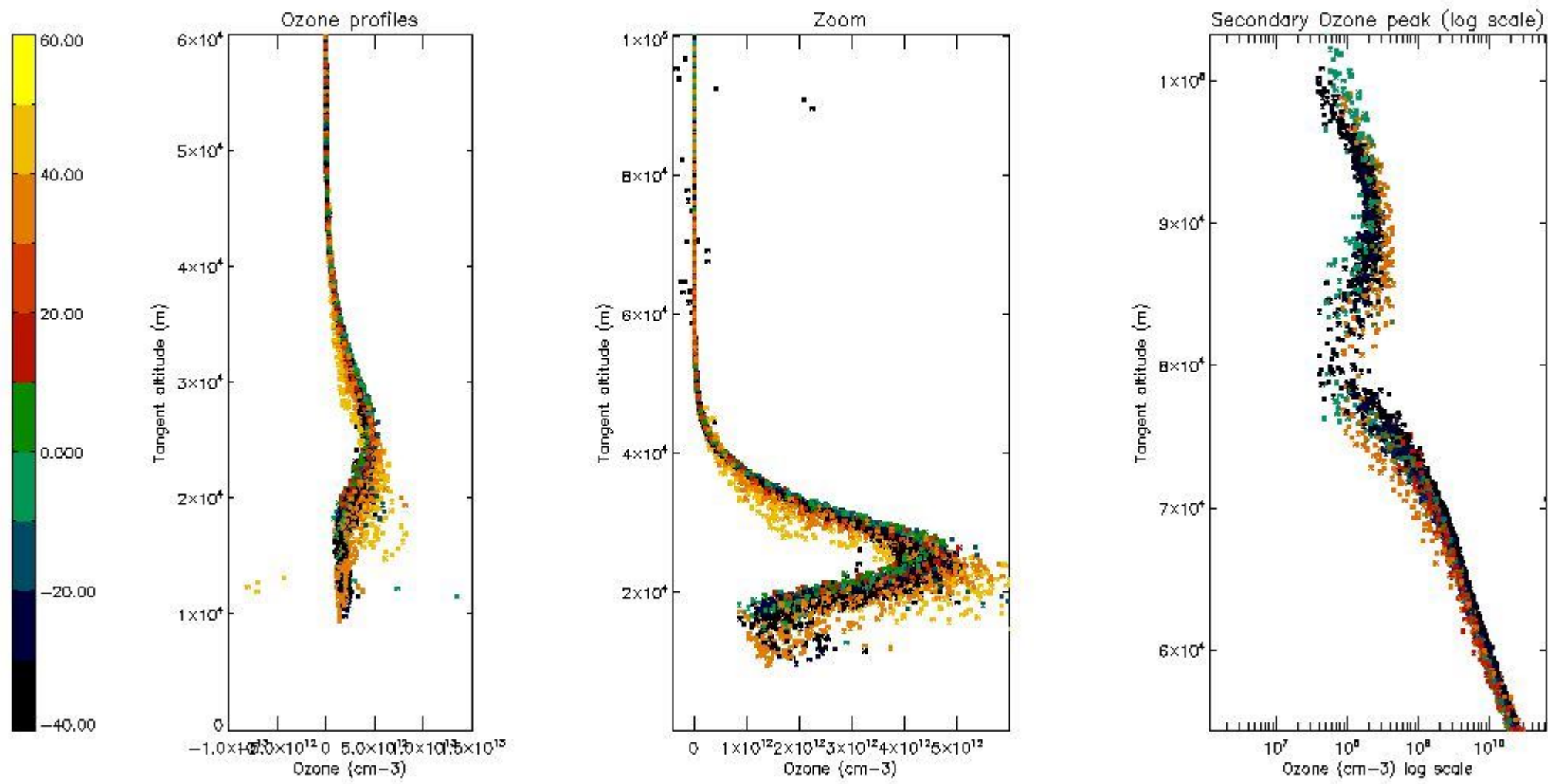
5.2 Plot ozone profiles for all STD (dark without errors)

The colorbar represents the latitude.



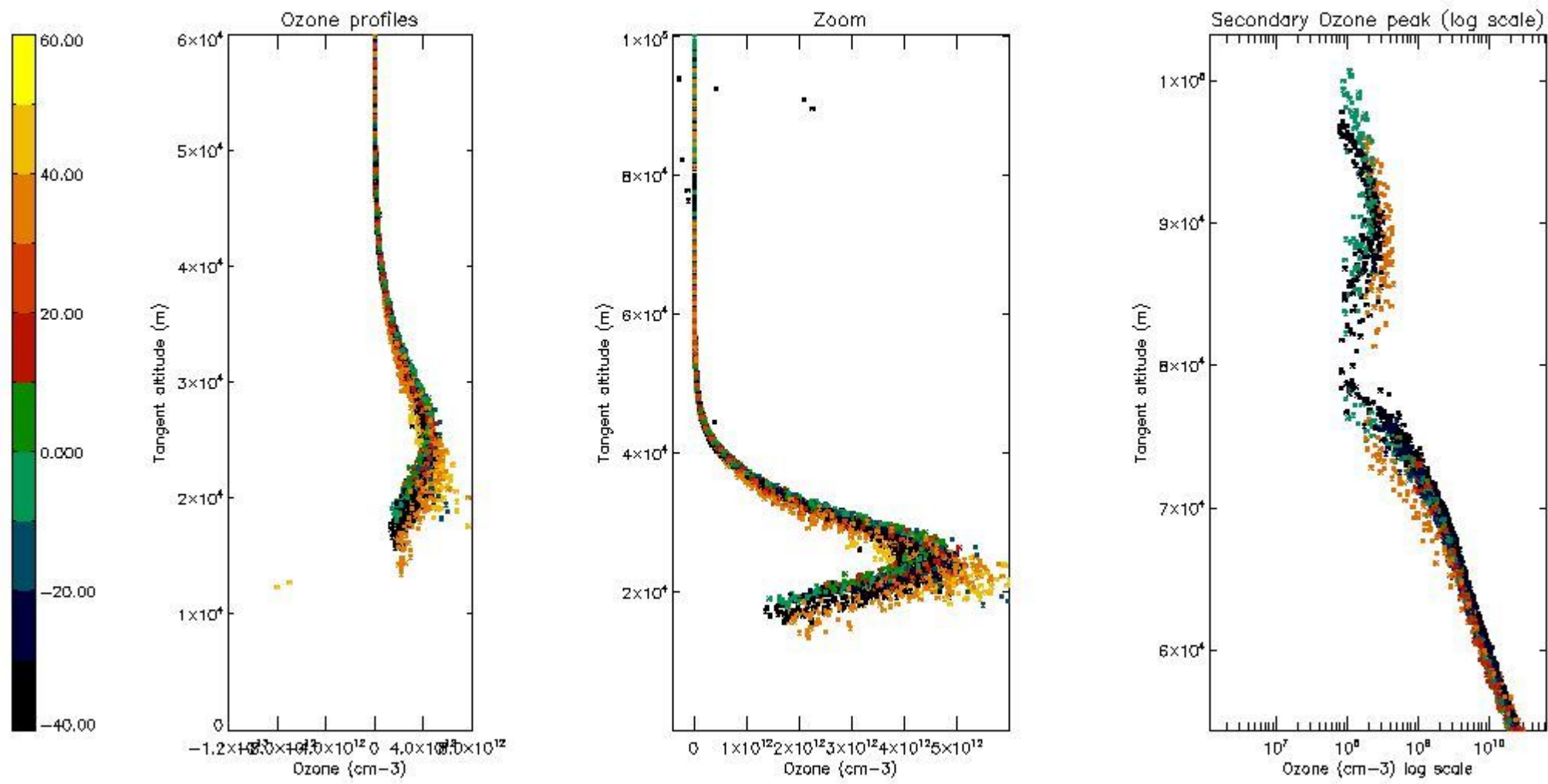
5.3 Plot ozone profiles where STD < 20% (dark without errors)

The colorbar represents the latitude.



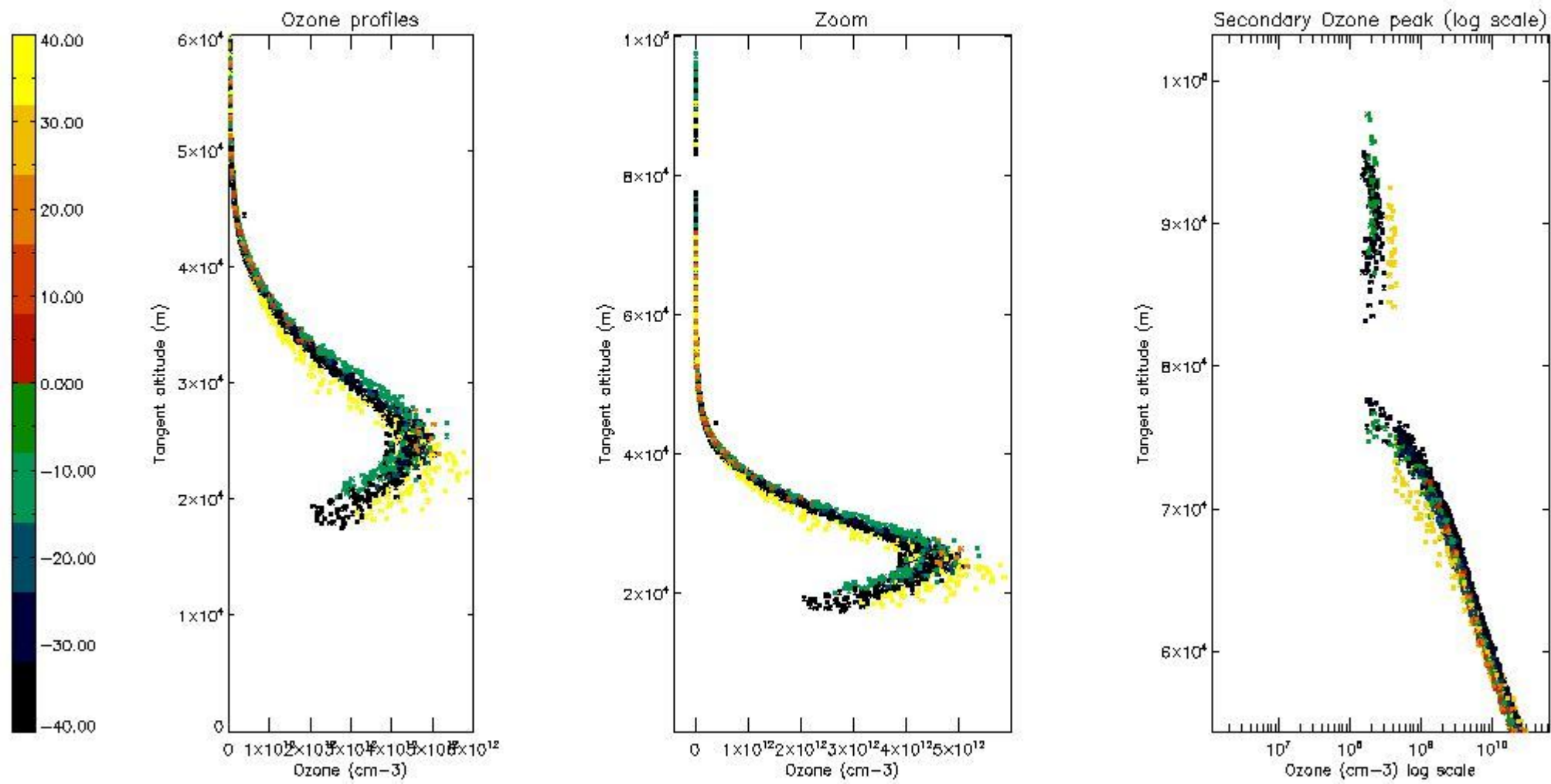
5.4 Plot ozone profiles where STD < 10% (dark without errors)

The colorbar represents the latitude.



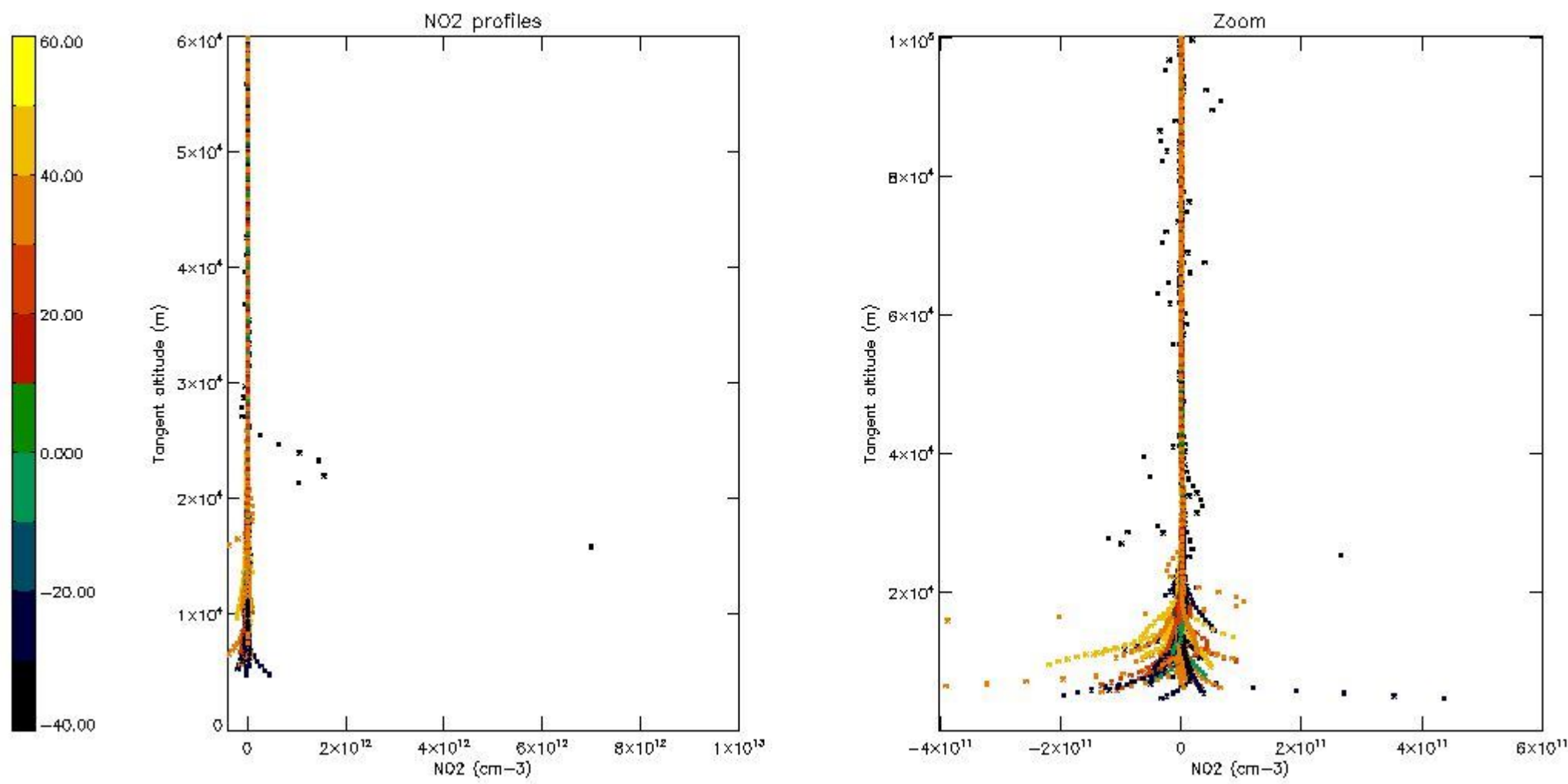
5.5 Plot ozone profiles where STD < 5% (dark without errors)

The colorbar represents the latitude.



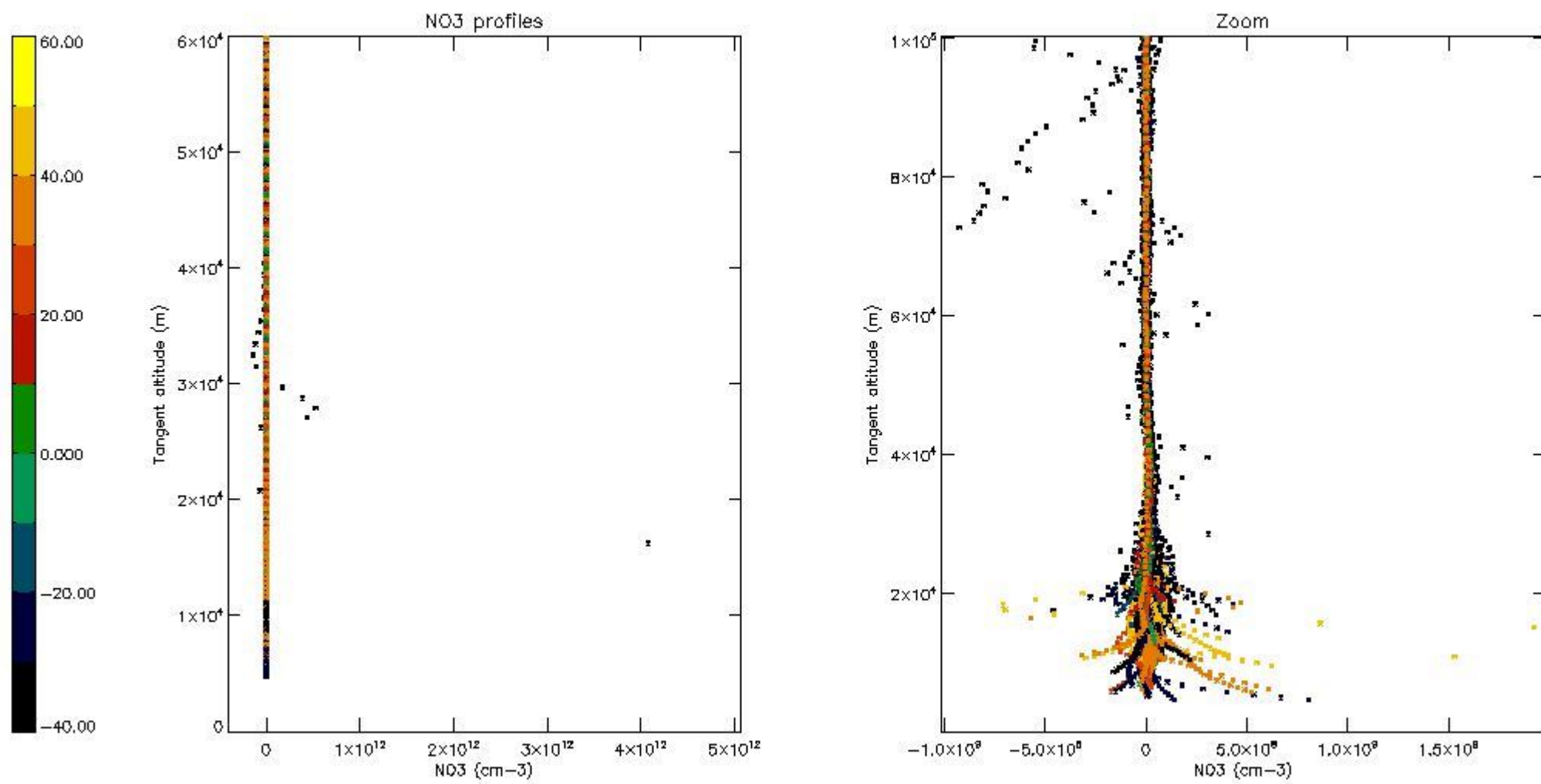
5.6 Plot NO₂ profiles for all STD (dark without errors)

The colorbar represents the latitude.



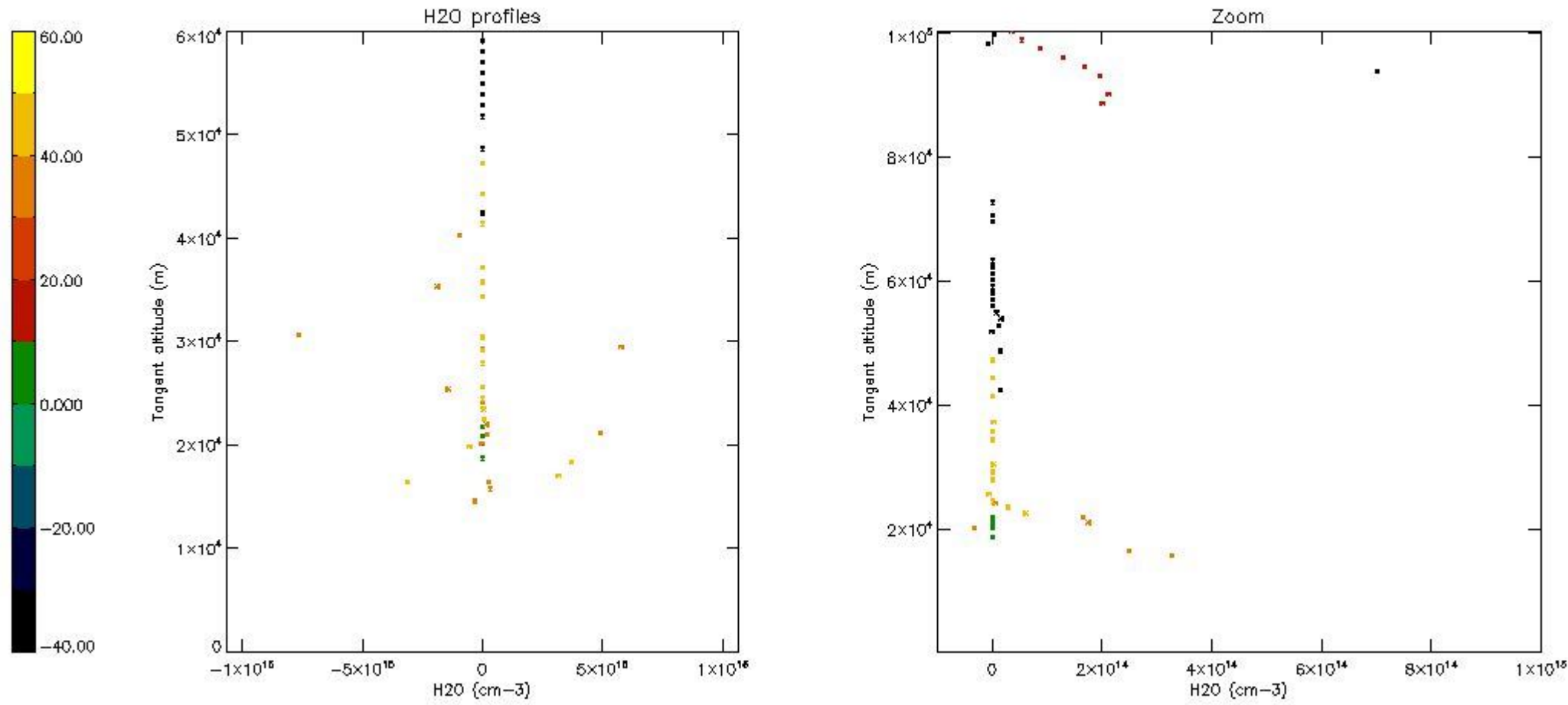
5.7 Plot NO3 profiles for all STD (dark without errors)

The colorbar represents the latitude.



5.8 Plot H2O profiles for all STD (only for occultations of stars 1,2,3,4,13,14,16,26,63 dark without errors)

The colorbar represents the latitude.



6. Auxiliary Data Files used for the production reported in section 2

The number reported in the third column indicates since which file (see list in section 2) the corresponding auxiliary file has been used. The fourth column is the date of those product files.

Type	Auxiliary Filename	Used since product	Used since product date
INST_PHYS_CHARACTERISTICS	GOM_INS_AXVIEC20091111_143220_20030716_120000_20500101_000000	1	31-DEC-2004 00:34:46
LEVEL-2_PROC_CONFIG	GOM_PR2_AXVIEC20091111_152718_20020301_000000_20500101_000000	1	31-DEC-2004 00:34:46
CROSS_SECTIONS_FILE	GOM_CRS_AXVIEC20091111_154832_20020301_000000_20500101_000000	1	31-DEC-2004 00:34:46

GOMOS Level 2 Daily Report

SUMMARY

[1. General Info](#)

[2. Summary of processed GOM_NL_2P products](#)

[3. Level 2 Quality information per product](#)

[3.1 Plot of level 2 quality information per product \(time dependant\)](#)

[3.2 Plot of level 2 quality information per product \(world map\)](#)

[4. Level 1 Quality information per product \(stored on level 2 products\)](#)

[4.1 Plot of level 1 quality information per product \(time dependant\)](#)

[4.1.1 Plot of level 1 quality information per product \(time dependant\): ASCENDING](#)

[4.1.2 Plot of level 1 quality information per product \(time dependant\): DESCENDING](#)

[4.2 Plot of level 1 quality information per product \(world map\)](#)

[4.2.1 Plot of level 1 quality information per product \(world map\): ASCENDING](#)

[4.2.2 Plot of level 1 quality information per product \(world map\): DESCENDING](#)

[5. Ozone profiles based on quality statistics and other trace gas profiles](#)

[5.1 Ozone statistics based on quality of products](#)

[5.2 Plot ozone profiles for all STD \(dark without errors\)](#)

[5.3 Plot ozone profiles where STD < 20% \(dark without errors\)](#)

[5.4. Plot ozone profiles where STD < 10% \(dark without errors\)](#)

[5.5. Plot ozone profiles where STD < 5% \(dark without errors\)](#)

[5.6 Plot NO2 profiles for all STD \(dark without errors\)](#)

[5.7 Plot NO3 profiles for all STD \(dark without errors\)](#)

[5.8 Plot H2O profiles \(only for occultations of stars 1,2,3,4,13,14,16,26,63 dark without errors\) for all STD](#)

[6. Auxiliary Data Files used for the production reported in section 2](#)

This report presents the daily analysis on parameters extracted from GOMOS level 2 data (GOM_NL__2P). It is intended to monitor some important parameters that will impact the quality of these products. A list of level 2 products (and content) that have arrived during the reporting day to the PCF is also given.

Item	Value
Time of report generation	22APR2013 11:12:50
Data source version	GOMOS/6.01
Start time of products	31-12-2004 (31DEC2004 00:00:00)
Stop time of products	01-01-2005 (01JAN2005 00:00:00)
Store outputs in DB	Yes
Nb of level 2 prods	442
Nb of prods with errors	0

2. Summary of processed GOM_NL__2P products.

Nr	Filename	UTC Start time	Limb	Duration	Star Id	Star Name	Star Mag	Star Temp	Nb Meas	Orbit	Prod. error
1	GOM_NL__2PRFIN20041231_003446_000000462033_00245_14828_7460.N1	31-DEC-2004 00:34:46	Twilight	46.000	122	9Alp2Lib	2.7470	9700.0	92	14828	No
2	GOM_NL__2PRFIN20041231_003804_000000692033_00245_14828_7461.N1	31-DEC-2004 00:38:04	Dark	69.000	15	67Alp Vir	0.97600	28000.	138	14828	No
3	GOM_NL__2PRFIN20041231_004137_000000532033_00245_14828_7462.N1	31-DEC-2004 00:41:37	Dark	52.500	54	5The Cen	2.0550	4500.0	105	14828	No
4	GOM_NL__2PRFIN20041231_004400_000000492033_00245_14828_7463.N1	31-DEC-2004 00:44:00	Dark	48.500	123	10 Cen	2.7500	10200.	97	14828	No
5	GOM_NL__2PRFIN20041231_004959_000000522033_00246_14829_7460.N1	31-DEC-2004 00:49:59	Dark	51.500	12	Alp1Cru	0.77500	30000.	103	14829	No
6	GOM_NL__2PRFIN20041231_005519_000000412033_00246_14829_7461.N1	31-DEC-2004 00:55:19	Dark	41.000	29	Bet Car	1.6720	10200.	82	14829	No
7	GOM_NL__2PRFIN20041231_005641_000000422033_00246_14829_7462.N1	31-DEC-2004 00:56:41	Dark	42.000	71	10 Cen	2.2460	7700.0	84	14829	No
8	GOM_NL__2PRFIN20041231_005816_000000552033_00246_14829_7463.N1	31-DEC-2004 00:58:16	Dark	54.500	41	Eps Car	1.8600	4100.0	109	14829	No
9	GOM_NL__2PRFIN20041231_010014_000000562033_00246_14829_7464.N1	31-DEC-2004 01:00:14	Dark	55.500	65	Lam Vel	2.2040	4400.0	111	14829	No
10	GOM_NL__2PRFIN20041231_010232_000000482033_00246_14829_7465.N1	31-DEC-2004 01:02:32	Dark	48.000	2	Alp Car	-0.73600	7000.0	96	14829	No
11	GOM_NL__2PRFIN20041231_010545_000000512033_00246_14829_7466.N1	31-DEC-2004 01:05:45	Dark	51.000	117	Pi Pup	2.7060	3800.0	102	14829	No
12	GOM_NL__2PRFIN20041231_010833_000000542033_00246_14829_7467.N1	31-DEC-2004 01:08:33	Straylight	53.500	23	21Eps CMa	1.5020	26000.	107	14829	No
13	GOM_NL__2PRFIN20041231_011007_000000462033_00246_14829_7468.N1	31-DEC-2004 01:10:07	Straylight	46.000	179	24Omi2CMa	3.0320	24000.	92	14829	No
14	GOM_NL__2PRFIN20041231_011236_000000592033_00246_14829_7469.N1	31-DEC-2004 01:12:36	Straylight	59.000	1	9Alp CMa	-1.4400	11000.	118	14829	No
15	GOM_NL__2PRFIN20041231_011543_000000472033_00246_14829_7470.N1	31-DEC-2004 01:15:43	Straylight	47.000	7	19Bet Ori	0.10000	14000.	94	14829	No
16	GOM_NL__2PRFIN20041231_011737_000000462033_00246_14829_7471.N1	31-DEC-2004 01:17:37	Straylight	45.500	30	46Eps Ori	1.6940	30000.	91	14829	No
17	GOM_NL__2PRFIN20041231_012118_000000862033_00246_14829_7472.N1	31-DEC-2004 01:21:18	Twilight	86.000	8	10Alp CMi	0.40000	6500.0	172	14829	No
18	GOM_NL__2PRFIN20041231_012329_000000552033_00246_14829_7473.N1	31-DEC-2004 01:23:29	Bright	54.500	44	24Gam Gem	1.9280	11000.	109	14829	No
19	GOM_NL__2PRFIN20041231_012506_000000512033_00246_14829_7474.N1	31-DEC-2004 01:25:06	Bright	50.500	151	13Mu Gem	2.8900	3000.0	101	14829	No
20	GOM_NL__2PRFIN20041231_012727_000000402033_00246_14829_7475.N1	31-DEC-2004 01:27:27	Bright	40.000	114	310 Aur	2.6930	4600.0	80	14829	No
21	GOM_NL__2PRFIN20041231_012905_000000422033_00246_14829_7476.N1	31-DEC-2004 01:29:05	Bright	42.000	107	37The Aur	2.6490	11000.	84	14829	No
22	GOM_NL__2PRFIN20041231_013110_000000432033_00246_14829_7477.N1	31-DEC-2004 01:31:10	Bright	43.000	6	13Alp Aur	0.080000	3400.0	86	14829	No
23	GOM_NL__2PRFIN20041231_013252_000000382033_00246_14829_7478.N1	31-DEC-2004 01:32:52	Bright	37.500	35	33Alp Per	1.7950	6250.0	75	14829	No
24	GOM_NL__2PRFIN20041231_013410_000000362033_00246_14829_7479.N1	31-DEC-2004 01:34:10	Bright	36.000	160	23Gam Per	2.9300	4700.0	72	14829	No
25	GOM_NL__2PRFIN20041231_014318_000000382033_00246_14829_7480.N1	31-DEC-2004 01:43:18	Bright	38.000	49	1Alp UMi	1.9900	6300.0	76	14829	No
26	GOM_NL__2PRFIN20041231_014619_000000512033_00246_14829_7481.N1	31-DEC-2004 01:46:19	Bright	50.500	36	50Alp UMa	1.8000	6300.0	101	14829	No
27	GOM_NL__2PRFIN20041231_015023_000000562033_00246_14829_7482.N1	31-DEC-2004 01:50:23	Bright	56.000	87	64Gam UMa	2.4330	11000.	112	14829	No
28	GOM_NL__2PRFIN20041231_015230_000000472033_00246_14829_7483.N1	31-DEC-2004 01:52:30	Bright	47.000	55	79Zet UMa	2.0600	10200.	94	14829	No
29	GOM_NL__2PRFIN20041231_015447_000000482033_00246_14829_7484.N1	31-DEC-2004 01:54:47	Bright	47.500	39	85Eta UMa	1.8540	24000.	95	14829	No
30	GOM_NL__2PRFIN20041231_015849_000000432033_00246_14829_7485.N1	31-DEC-2004 01:58:49	Bright	43.000	180	27Gam Boo	3.0400	8000.0	86	14829	No
31	GOM_NL__2PRFIN20041231_020228_000000442033_00246_14829_7486.N1	31-DEC-2004 02:02:28	Bright	43.500	83		2.3780	11000.	87	14829	No
32	GOM_NL__2PRFIN20041231_020637_000000562033_00246_14829_7487.N1	31-DEC-2004 02:06:37	Bright	55.500	111	8Eta Boo	2.6800	6000.0	111	14829	No
33	GOM_NL__2PRFIN20041231_021001_000000402033_00246_14829_7488.N1	31-DEC-2004 02:10:01	Bright	39.500	120	1Del Oph	2.7340	3200.0	79	14829	No
34	GOM_NL__2PRFIN20041231_021245_000000392033_00246_14829_7489.N1	31-DEC-2004 02:12:45	Bright	39.000	104	27Bet Lib	2.6140	13100.	78	14829	No
35	GOM_NL__2PRFIN20041231_021523_000000462033_00246_14829_7490.N1	31-DEC-2004 02:15:23	Twilight	45.500	122	9Alp2Lib	2.7470	9700.0	91	14829	No
36	GOM_NL__2PRFIN20041231_021842_000000702033_00246_14829_7491.N1	31-DEC-2004 02:18:42	Dark	69.500	15	67Alp Vir	0.97600	28000.	139	14829	No
37	GOM_NL__2PRFIN20041231_022213_000000532033_00246_14829_7492.N1	31-DEC-2004 02:22:13	Dark	53.000	54	5The Cen	2.0550	4500.0	106	14829	No
38	GOM_NL__2PRFIN20041231_022438_000000522033_00246_14829_7493.N1	31-DEC-2004 02:24:38	Dark	52.000	123	10 Cen	2.7500	10200.	104	14829	No
39	GOM_NL__2PRFIN20041231_023036_000000442033_00247_14830_7460.N1	31-DEC-2004 02:30:36	Dark	43.500	12	Alp1Cru	0.77500	30000.	87	14830	No
40	GOM_NL__2PRFIN20041231_023556_000000412033_00247_14830_7461.N1	31-DEC-2004 02:35:56	Dark	41.000	29	Bet Car	1.6720	10200.	82	14830	No
41	GOM_NL__2PRFIN20041231_023717_000000452033_00247_14830_7462.N1	31-DEC-2004 02:37:17	Dark	44.500	71	10 Cen	2.2460	7700.0	89	14830	No
42	GOM_NL__2PRFIN20041231_023853_000000492033_00247_14830_7463.N1	31-DEC-2004 02:38:53	Dark	48.500	41	Eps Car	1.8600	4100.0	97	14830	No

43	GOM_NL__2PRFIN20041231_024050_000000612033_00247_14830_7464.N1	31-DEC-2004 02:40:50	Dark	60.500	65	Lam Vel	2.2040	4400.0	121	14830	No
44	GOM_NL__2PRFIN20041231_024308_000000462033_00247_14830_7465.N1	31-DEC-2004 02:43:08	Dark	45.500	2	Alp Car	-0.73600	7000.0	91	14830	No
45	GOM_NL__2PRFIN20041231_024621_000000542033_00247_14830_7466.N1	31-DEC-2004 02:46:21	Dark	53.500	117	Pi Pup	2.7060	3800.0	107	14830	No
46	GOM_NL__2PRFIN20041231_024910_000000512033_00247_14830_7467.N1	31-DEC-2004 02:49:10	Straylight	50.500	23	21Eps CMa	1.5020	26000.	101	14830	No
47	GOM_NL__2PRFIN20041231_025043_000000502033_00247_14830_7468.N1	31-DEC-2004 02:50:43	Straylight	50.000	179	24Omi2CMa	3.0320	24000.	100	14830	No
48	GOM_NL__2PRFIN20041231_025312_000000592033_00247_14830_7469.N1	31-DEC-2004 02:53:12	Straylight	59.000	1	9Alp CMa	-1.4400	11000.	118	14830	No
49	GOM_NL__2PRFIN20041231_025618_000000472033_00247_14830_7470.N1	31-DEC-2004 02:56:18	Straylight	46.500	7	19Bet Ori	0.10000	14000.	93	14830	No
50	GOM_NL__2PRFIN20041231_025812_000000472033_00247_14830_7471.N1	31-DEC-2004 02:58:12	Straylight	46.500	30	46Eps Ori	1.6940	30000.	93	14830	No
51	GOM_NL__2PRFIN20041231_030153_000000782033_00247_14830_7472.N1	31-DEC-2004 03:01:53	Tw_i_and_stray	78.000	8	10Alp CMi	0.40000	6500.0	156	14830	No
52	GOM_NL__2PRFIN20041231_030404_000000542033_00247_14830_7473.N1	31-DEC-2004 03:04:04	Bright	54.000	44	24Gam Gem	1.9280	11000.	108	14830	No
53	GOM_NL__2PRFIN20041231_030541_000000502033_00247_14830_7474.N1	31-DEC-2004 03:05:41	Bright	50.000	151	13Mu Gem	2.8900	3000.0	100	14830	No
54	GOM_NL__2PRFIN20041231_030801_000000432033_00247_14830_7475.N1	31-DEC-2004 03:08:01	Bright	43.000	114	3Iot Aur	2.6930	4600.0	86	14830	No
55	GOM_NL__2PRFIN20041231_030941_000000412033_00247_14830_7476.N1	31-DEC-2004 03:09:41	Bright	40.500	107	37The Aur	2.6490	11000.	81	14830	No
56	GOM_NL__2PRFIN20041231_031146_000000442033_00247_14830_7477.N1	31-DEC-2004 03:11:46	Bright	44.000	6	13Alp Aur	0.080000	3400.0	88	14830	No
57	GOM_NL__2PRFIN20041231_031329_000000392033_00247_14830_7478.N1	31-DEC-2004 03:13:29	Bright	38.500	35	33Alp Per	1.7950	6250.0	77	14830	No
58	GOM_NL__2PRFIN20041231_031446_000000392033_00247_14830_7479.N1	31-DEC-2004 03:14:46	Bright	38.500	160	23Gam Per	2.9300	4700.0	77	14830	No
59	GOM_NL__2PRFIN20041231_032354_000000362033_00247_14830_7480.N1	31-DEC-2004 03:23:54	Bright	36.000	49	1Alp UMi	1.9900	6300.0	72	14830	No
60	GOM_NL__2PRFIN20041231_032654_000000502033_00247_14830_7481.N1	31-DEC-2004 03:26:54	Bright	50.000	36	50Alp UMa	1.8000	6300.0	100	14830	No
61	GOM_NL__2PRFIN20041231_033058_000000532033_00247_14830_7482.N1	31-DEC-2004 03:30:58	Bright	52.500	87	64Gam UMa	2.4330	11000.	105	14830	No
62	GOM_NL__2PRFIN20041231_033306_000000462033_00247_14830_7483.N1	31-DEC-2004 03:33:06	Bright	46.000	55	79Zet UMa	2.0600	10200.	92	14830	No
63	GOM_NL__2PRFIN20041231_033522_000000462033_00247_14830_7484.N1	31-DEC-2004 03:35:22	Bright	45.500	39	85Eta UMa	1.8540	24000.	91	14830	No
64	GOM_NL__2PRFIN20041231_033925_000000422033_00247_14830_7485.N1	31-DEC-2004 03:39:25	Bright	42.000	180	27Gam Boo	3.0400	8000.0	84	14830	No
65	GOM_NL__2PRFIN20041231_034304_000000612033_00247_14830_7486.N1	31-DEC-2004 03:43:04	Bright	61.000	83		2.3780	11000.	122	14830	No
66	GOM_NL__2PRFIN20041231_034713_000000612033_00247_14830_7487.N1	31-DEC-2004 03:47:13	Bright	60.500	111	8Eta Boo	2.6800	6000.0	121	14830	No
67	GOM_NL__2PRFIN20041231_035038_000000382033_00247_14830_7488.N1	31-DEC-2004 03:50:38	Bright	37.500	120	1Del Oph	2.7340	3200.0	75	14830	No
68	GOM_NL__2PRFIN20041231_035321_000000402033_00247_14830_7489.N1	31-DEC-2004 03:53:21	Bright	40.000	104	27Bet Lib	2.6140	13100.	80	14830	No
69	GOM_NL__2PRFIN20041231_035559_000000452033_00247_14830_7490.N1	31-DEC-2004 03:55:59	Tw_i_and_stray	44.500	122	9Alp2Lib	2.7470	9700.0	89	14830	No
70	GOM_NL__2PRFIN20041231_035919_000000772033_00247_14830_7491.N1	31-DEC-2004 03:59:19	Dark	77.000	15	67Alp Vir	0.97600	28000.	154	14830	No
71	GOM_NL__2PRFIN20041231_040243_000000412033_00247_14830_7492.N1	31-DEC-2004 04:02:43	Dark	40.500	109	Bet Lup	2.6770	26000.	81	14830	No
72	GOM_NL__2PRFIN20041231_040412_000000402033_00247_14830_7493.N1	31-DEC-2004 04:04:12	Dark	40.000	78	Alp Lup	2.3040	28000.	80	14830	No
73	GOM_NL__2PRFIN20041231_040539_000000412033_00247_14830_7494.N1	31-DEC-2004 04:05:39	Dark	41.000	95	Zet Cen	2.5450	26000.	82	14830	No
74	GOM_NL__2PRFIN20041231_040724_000000522033_00248_14831_7495.N1	31-DEC-2004 04:07:24	Dark	52.000	4	Alp1Cen	-0.010000	5800.0	104	14831	No
75	GOM_NL__2PRFIN20041231_041113_000000412033_00248_14831_7461.N1	31-DEC-2004 04:11:13	Dark	40.500	12	Alp1Cru	0.77500	30000.	81	14831	No
76	GOM_NL__2PRFIN20041231_041632_000000392033_00248_14831_7462.N1	31-DEC-2004 04:16:32	Dark	38.500	29	Bet Car	1.6720	10200.	77	14831	No
77	GOM_NL__2PRFIN20041231_041754_000000422033_00248_14831_7463.N1	31-DEC-2004 04:17:54	Dark	42.000	71	Iot Car	2.2460	7700.0	84	14831	No
78	GOM_NL__2PRFIN20041231_041929_000000432033_00248_14831_7464.N1	31-DEC-2004 04:19:29	Dark	43.000	41	Eps Car	1.8600	4100.0	86	14831	No
79	GOM_NL__2PRFIN20041231_042127_000000572033_00248_14831_7465.N1	31-DEC-2004 04:21:27	Dark	56.500	65	Lam Vel	2.2040	4400.0	113	14831	No
80	GOM_NL__2PRFIN20041231_042344_000000462033_00248_14831_7466.N1	31-DEC-2004 04:23:44	Dark	46.000	2	Alp Car	-0.73600	7000.0	92	14831	No
81	GOM_NL__2PRFIN20041231_042657_000000492033_00248_14831_7467.N1	31-DEC-2004 04:26:57	Dark	49.000	117	Pi Pup	2.7060	3800.0	98	14831	No
82	GOM_NL__2PRFIN20041231_042946_000000492033_00248_14831_7468.N1	31-DEC-2004 04:29:46	Straylight	49.000	23	21Eps CMa	1.5020	26000.	98	14831	No
83	GOM_NL__2PRFIN20041231_043119_000000492033_00248_14831_7469.N1	31-DEC-2004 04:31:19	Straylight	49.000	179	24Omi2CMa	3.0320	24000.	98	14831	No
84	GOM_NL__2PRFIN20041231_043349_000000542033_00248_14831_7470.N1	31-DEC-2004 04:33:49	Straylight	53.500	1	9Alp CMa	-1.4400	11000.	107	14831	No
85	GOM_NL__2PRFIN20041231_043656_000000482033_00248_14831_7471.N1	31-DEC-2004 04:36:56	Straylight	48.000	7	19Bet Ori	0.10000	14000.	96	14831	No
86	GOM_NL__2PRFIN20041231_043849_000000472033_00248_14831_7472.N1	31-DEC-2004 04:38:49	Straylight	46.500	30	46Eps Ori	1.6940	30000.	93	14831	No
87	GOM_NL__2PRFIN20041231_044227_000000772033_00248_14831_7473.N1	31-DEC-2004 04:42:27	Tw_i_and_stray	77.000	8	10Alp CMi	0.40000	6500.0	154	14831	No
88	GOM_NL__2PRFIN20041231_044440_000000502033_00248_14831_7474.N1	31-DEC-2004 04:44:40	Bright	49.500	44	24Gam Gem	1.9280	11000.	99	14831	No
89	GOM_NL__2PRFIN20041231_044618_000000472033_00248_14831_7475.N1	31-DEC-2004 04:46:18	Bright	47.000	151	13Mu Gem	2.8900	3000.0	94	14831	No
90	GOM_NL__2PRFIN20041231_044840_000000412033_00248_14831_7476.N1	31-DEC-2004 04:48:40	Bright	40.500	114	3Iot Aur	2.6930	4600.0	81	14831	No
91	GOM_NL__2PRFIN20041231_045016_000000422033_00248_14831_7477.N1	31-DEC-2004 04:50:16	Bright	41.500	107	37The Aur	2.6490	11000.	83	14831	No
92	GOM_NL__2PRFIN20041231_045221_000000442033_00248_14831_7478.N1	31-DEC-2004 04:52:21	Bright	43.500	6	13Alp Aur	0.080000	3400.0	87	14831	No
93	GOM_NL__2PRFIN20041231_045405_000000382033_00248_14831_7479.N1	31-DEC-2004 04:54:05	Bright	37.500	35	33Alp Per	1.7950	6250.0	75	14831	No
94	GOM_NL__2PRFIN20041231_045523_000000372033_00248_14831_7480.N1	31-DEC-2004 04:55:23	Bright	36.500	160	23Gam Per	2.9300	4700.0	73	14831	No
95	GOM_NL__2PRFIN20041231_050430_000000392033_00248_14831_7481.N1	31-DEC-2004 05:04:30	Bright	39.000	49	1Alp UMi	1.9900	6300.0	78	14831	No
96	GOM_NL__2PRFIN20041231_050729_000000472033_00248_14831_7482.N1	31-DEC-2004 05:07:29	Bright	46.500	36	50Alp UMa	1.8000	6300.0	93	14831	No
97	GOM_NL__2PRFIN20041231_051133_000000572033_00248_14831_7483.N1	31-DEC-2004 05:11:33	Bright	56.500	87	64Gam UMa	2.4330	11000.	113	14831	No
98	GOM_NL__2PRFIN20041231_051339_000000512033_00248_14831_7484.N1	31-DEC-2004 05:13:39	Bright	50.500	55	79Zet UMa	2.0600	10200.	101	14831	No
99	GOM_NL__2PRFIN20041231_051557_000000442033_00248_14831_7485.N1	31-DEC-2004 05:15:57	Bright	43.500	39	85Eta UMa	1.8540	24000.	87	14831	No
100	GOM_NL__2PRFIN20041231_052001_000000432033_00248_14831_7486.N1	31-DEC-2004 05:20:01	Bright	43.000	180	27Gam Boo	3.0400	8000.0	86	14831	No
101	GOM_NL__2PRFIN20041231_052338_000000472033_00248_14831_7487.N1	31-DEC-2004 05:23:38	Bright	46.500	83		2.3780	11000.	93	14831	No

102	GOM_NL__2PRFIN20041231_052749_000000552033_00248_14831_7488.N1	31-DEC-2004 05:27:49	Bright	54.500	111	8Eta Boo	2.6800	6000.0	109	14831	No
103	GOM_NL__2PRFIN20041231_053116_000000372033_00248_14831_7489.N1	31-DEC-2004 05:31:16	Bright	36.500	120	1Del Oph	2.7340	3200.0	73	14831	No
104	GOM_NL__2PRFIN20041231_053359_000000422033_00248_14831_7490.N1	31-DEC-2004 05:33:59	Bright	41.500	104	27Bet Lib	2.6140	13100.	83	14831	No
105	GOM_NL__2PRFIN20041231_053637_000000482033_00248_14831_7491.N1	31-DEC-2004 05:36:37	Tw_i_and_stray	47.500	122	9Alp2Lib	2.7470	9700.0	95	14831	No
106	GOM_NL__2PRFIN20041231_053954_000000702033_00248_14831_7492.N1	31-DEC-2004 05:39:54	Dark	70.000	15	67Alp Vir	0.97600	28000.	140	14831	No
107	GOM_NL__2PRFIN20041231_054320_000000412033_00248_14831_7493.N1	31-DEC-2004 05:43:20	Dark	40.500	109	Bet Lup	2.6770	26000.	81	14831	No
108	GOM_NL__2PRFIN20041231_054449_000000402033_00248_14831_7494.N1	31-DEC-2004 05:44:49	Dark	40.000	78	Alp Lup	2.3040	28000.	80	14831	No
109	GOM_NL__2PRFIN20041231_054616_000000422033_00248_14831_7495.N1	31-DEC-2004 05:46:16	Dark	42.000	95	Zet Cen	2.5450	26000.	84	14831	No
110	GOM_NL__2PRFIN20041231_054801_000000522033_00249_14832_7496.N1	31-DEC-2004 05:48:01	Dark	52.000	4	Alp1Cen	-0.010000	5800.0	104	14832	No
111	GOM_NL__2PRFIN20041231_055150_000000512033_00249_14832_7462.N1	31-DEC-2004 05:51:50	Dark	51.000	12	Alp1Cru	0.77500	30000.	102	14832	No
112	GOM_NL__2PRFIN20041231_055708_000000412033_00249_14832_7463.N1	31-DEC-2004 05:57:08	Dark	41.000	29	Bet Car	1.6720	10200.	82	14832	No
113	GOM_NL__2PRFIN20041231_055831_000000422033_00249_14832_7464.N1	31-DEC-2004 05:58:31	Dark	41.500	71	Iot Car	2.2460	7700.0	83	14832	No
114	GOM_NL__2PRFIN20041231_060006_000000502033_00249_14832_7465.N1	31-DEC-2004 06:00:06	Dark	49.500	41	Eps Car	1.8600	4100.0	99	14832	No
115	GOM_NL__2PRFIN20041231_060204_000000572033_00249_14832_7466.N1	31-DEC-2004 06:02:04	Dark	57.000	65	Lam Vel	2.2040	4400.0	114	14832	No
116	GOM_NL__2PRFIN20041231_060421_000000462033_00249_14832_7467.N1	31-DEC-2004 06:04:21	Dark	45.500	2	Alp Car	-0.73600	7000.0	91	14832	No
117	GOM_NL__2PRFIN20041231_060734_000000512033_00249_14832_7468.N1	31-DEC-2004 06:07:34	Dark	51.000	117	Pi Pup	2.7060	3800.0	102	14832	No
118	GOM_NL__2PRFIN20041231_061023_000000452033_00249_14832_7469.N1	31-DEC-2004 06:10:23	Straylight	45.000	23	21Eps CMa	1.5020	26000.	90	14832	No
119	GOM_NL__2PRFIN20041231_061156_000000472033_00249_14832_7470.N1	31-DEC-2004 06:11:56	Straylight	47.000	179	24Omi2CMa	3.0320	24000.	94	14832	No
120	GOM_NL__2PRFIN20041231_061425_000000522033_00249_14832_7471.N1	31-DEC-2004 06:14:25	Straylight	52.000	1	9Alp CMa	-1.4400	11000.	104	14832	No
121	GOM_NL__2PRFIN20041231_061733_000000512033_00249_14832_7472.N1	31-DEC-2004 06:17:33	Straylight	50.500	7	19Bet Ori	0.10000	14000.	101	14832	No
122	GOM_NL__2PRFIN20041231_061925_000000442033_00249_14832_7473.N1	31-DEC-2004 06:19:25	Straylight	43.500	30	46Eps Ori	1.6940	30000.	87	14832	No
123	GOM_NL__2PRFIN20041231_062303_000000822033_00249_14832_7474.N1	31-DEC-2004 06:23:03	Tw_i_and_stray	81.500	8	10Alp CMi	0.40000	6500.0	163	14832	No
124	GOM_NL__2PRFIN20041231_062516_000000532033_00249_14832_7475.N1	31-DEC-2004 06:25:16	Bright	52.500	44	24Gam Gem	1.9280	11000.	105	14832	No
125	GOM_NL__2PRFIN20041231_062654_000000472033_00249_14832_7476.N1	31-DEC-2004 06:26:54	Bright	47.000	151	13Mu Gem	2.8900	3000.0	94	14832	No
126	GOM_NL__2PRFIN20041231_062917_000000402033_00249_14832_7477.N1	31-DEC-2004 06:29:17	Bright	39.500	114	3Iot Aur	2.6930	4600.0	79	14832	No
127	GOM_NL__2PRFIN20041231_063053_000000412033_00249_14832_7478.N1	31-DEC-2004 06:30:53	Bright	40.500	107	37The Aur	2.6490	11000.	81	14832	No
128	GOM_NL__2PRFIN20041231_063257_000000432033_00249_14832_7479.N1	31-DEC-2004 06:32:57	Bright	43.000	6	13Alp Aur	0.080000	3400.0	86	14832	No
129	GOM_NL__2PRFIN20041231_063442_000000392033_00249_14832_7480.N1	31-DEC-2004 06:34:42	Bright	38.500	35	33Alp Per	1.7950	6250.0	77	14832	No
130	GOM_NL__2PRFIN20041231_063559_000000372033_00249_14832_7481.N1	31-DEC-2004 06:35:59	Bright	37.000	160	23Gam Per	2.9300	4700.0	74	14832	No
131	GOM_NL__2PRFIN20041231_064507_000000382033_00249_14832_7482.N1	31-DEC-2004 06:45:07	Bright	37.500	49	1Alp UMi	1.9900	6300.0	75	14832	No
132	GOM_NL__2PRFIN20041231_064805_000000472033_00249_14832_7483.N1	31-DEC-2004 06:48:05	Bright	46.500	36	50Alp UMa	1.8000	6300.0	93	14832	No
133	GOM_NL__2PRFIN20041231_065207_000000572033_00249_14832_7484.N1	31-DEC-2004 06:52:07	Bright	56.500	87	64Gam UMa	2.4330	11000.	113	14832	No
134	GOM_NL__2PRFIN20041231_065414_000000492033_00249_14832_7485.N1	31-DEC-2004 06:54:14	Bright	48.500	55	79Zet UMa	2.0600	10200.	97	14832	No
135	GOM_NL__2PRFIN20041231_065633_000000482033_00249_14832_7486.N1	31-DEC-2004 06:56:33	Bright	47.500	39	85Eta UMa	1.8540	24000.	95	14832	No
136	GOM_NL__2PRFIN20041231_070037_000000422033_00249_14832_7487.N1	31-DEC-2004 07:00:37	Bright	42.000	180	27Gam Boo	3.0400	8000.0	84	14832	No
137	GOM_NL__2PRFIN20041231_070414_000000482033_00249_14832_7488.N1	31-DEC-2004 07:04:14	Bright	47.500	83		2.3780	11000.	95	14832	No
138	GOM_NL__2PRFIN20041231_070825_000000562033_00249_14832_7489.N1	31-DEC-2004 07:08:25	Bright	55.500	111	8Eta Boo	2.6800	6000.0	111	14832	No
139	GOM_NL__2PRFIN20041231_071152_000000372033_00249_14832_7490.N1	31-DEC-2004 07:11:52	Bright	37.000	120	1Del Oph	2.7340	3200.0	74	14832	No
140	GOM_NL__2PRFIN20041231_071435_000000552033_00249_14832_7491.N1	31-DEC-2004 07:14:35	Bright	55.000	104	27Bet Lib	2.6140	13100.	110	14832	No
141	GOM_NL__2PRFIN20041231_071714_000000472033_00249_14832_7492.N1	31-DEC-2004 07:17:14	Tw_i_and_stray	47.000	122	9Alp2Lib	2.7470	9700.0	94	14832	No
142	GOM_NL__2PRFIN20041231_072033_000000632033_00249_14832_7493.N1	31-DEC-2004 07:20:33	Dark	62.500	15	67Alp Vir	0.97600	28000.	125	14832	No
143	GOM_NL__2PRFIN20041231_072357_000000392033_00249_14832_7494.N1	31-DEC-2004 07:23:57	Dark	39.000	109	Bet Lup	2.6770	26000.	78	14832	No
144	GOM_NL__2PRFIN20041231_072525_000000412033_00249_14832_7495.N1	31-DEC-2004 07:25:25	Dark	41.000	78	Alp Lup	2.3040	28000.	82	14832	No
145	GOM_NL__2PRFIN20041231_072653_000000402033_00249_14832_7496.N1	31-DEC-2004 07:26:53	Dark	40.000	95	Zet Cen	2.5450	26000.	80	14832	No
146	GOM_NL__2PRFIN20041231_072838_000000422033_00250_14833_7497.N1	31-DEC-2004 07:28:38	Dark	41.500	4	Alp1Cen	-0.010000	5800.0	83	14833	No
147	GOM_NL__2PRFIN20041231_073226_000000412033_00250_14833_7463.N1	31-DEC-2004 07:32:26	Dark	40.500	12	Alp1Cru	0.77500	30000.	81	14833	No
148	GOM_NL__2PRFIN20041231_073745_000000402033_00250_14833_7464.N1	31-DEC-2004 07:37:45	Dark	40.000	29	Bet Car	1.6720	10200.	80	14833	No
149	GOM_NL__2PRFIN20041231_073907_000000432033_00250_14833_7465.N1	31-DEC-2004 07:39:07	Dark	42.500	71	Iot Car	2.2460	7700.0	85	14833	No
150	GOM_NL__2PRFIN20041231_074043_000000532033_00250_14833_7466.N1	31-DEC-2004 07:40:43	Dark	52.500	41	Eps Car	1.8600	4100.0	105	14833	No
151	GOM_NL__2PRFIN20041231_074241_000000582033_00250_14833_7467.N1	31-DEC-2004 07:42:41	Dark	58.000	65	Lam Vel	2.2040	4400.0	116	14833	No
152	GOM_NL__2PRFIN20041231_074457_000000482033_00250_14833_7468.N1	31-DEC-2004 07:44:57	Dark	48.000	2	Alp Car	-0.73600	7000.0	96	14833	No
153	GOM_NL__2PRFIN20041231_074810_000000502033_00250_14833_7469.N1	31-DEC-2004 07:48:10	Dark	49.500	117	Pi Pup	2.7060	3800.0	99	14833	No
154	GOM_NL__2PRFIN20041231_075100_000000472033_00250_14833_7470.N1	31-DEC-2004 07:51:00	Straylight	47.000	23	21Eps CMa	1.5020	26000.	94	14833	No
155	GOM_NL__2PRFIN20041231_075232_000000472033_00250_14833_7471.N1	31-DEC-2004 07:52:32	Straylight	46.500	179	24Omi2CMa	3.0320	24000.	93	14833	No
156	GOM_NL__2PRFIN20041231_075501_000000552033_00250_14833_7472.N1	31-DEC-2004 07:55:01	Straylight	54.500	1	9Alp CMa	-1.4400	11000.	109	14833	No
157	GOM_NL__2PRFIN20041231_075809_000000472033_00250_14833_7473.N1	31-DEC-2004 07:58:09	Straylight	46.500	7	19Bet Ori	0.10000	14000.	93	14833	No
158	GOM_NL__2PRFIN20041231_080001_000000452033_00250_14833_7474.N1	31-DEC-2004 08:00:01	Straylight	45.000	30	46Eps Ori	1.6940	30000.	90	14833	No
159	GOM_NL__2PRFIN20041231_080337_000000782033_00250_14833_7475.N1	31-DEC-2004 08:03:37	Tw_i_and_stray	78.000	8	10Alp CMi	0.40000	6500.0	156	14833	No
160	GOM_NL__2PRFIN20041231_080552_000000542033_00250_14833_7476.N1	31-DEC-2004 08:05:52	Bright	53.500	44	24Gam Gem	1.9280	11000.	107	14833	No

161	GOM_NL__2PRFIN20041231_080729_000000502033_00250_14833_7477.N1	31-DEC-2004 08:07:29	Bright	50.000	151	13Mu Gem	2.8900	3000.0	100	14833	No
162	GOM_NL__2PRFIN20041231_080952_000000392033_00250_14833_7478.N1	31-DEC-2004 08:09:52	Bright	38.500	114	3Iot Aur	2.6930	4600.0	77	14833	No
163	GOM_NL__2PRFIN20041231_081129_000000412033_00250_14833_7479.N1	31-DEC-2004 08:11:29	Bright	40.500	107	37The Aur	2.6490	11000.	81	14833	No
164	GOM_NL__2PRFIN20041231_081333_000000432033_00250_14833_7480.N1	31-DEC-2004 08:13:33	Bright	42.500	6	13Alp Aur	0.080000	3400.0	85	14833	No
165	GOM_NL__2PRFIN20041231_081518_000000412033_00250_14833_7481.N1	31-DEC-2004 08:15:18	Bright	40.500	35	33Alp Per	1.7950	6250.0	81	14833	No
166	GOM_NL__2PRFIN20041231_081636_000000382033_00250_14833_7482.N1	31-DEC-2004 08:16:36	Bright	38.000	160	23Gam Per	2.9300	4700.0	76	14833	No
167	GOM_NL__2PRFIN20041231_082543_000000392033_00250_14833_7483.N1	31-DEC-2004 08:25:43	Bright	38.500	49	1Alp UMi	1.9900	6300.0	77	14833	No
168	GOM_NL__2PRFIN20041231_082840_000000502033_00250_14833_7484.N1	31-DEC-2004 08:28:40	Bright	50.000	36	50Alp UMa	1.8000	6300.0	100	14833	No
169	GOM_NL__2PRFIN20041231_083244_000000552033_00250_14833_7485.N1	31-DEC-2004 08:32:44	Bright	54.500	87	64Gam UMa	2.4330	11000.	109	14833	No
170	GOM_NL__2PRFIN20041231_083452_000000452033_00250_14833_7486.N1	31-DEC-2004 08:34:52	Bright	45.000	55	79Zet UMa	2.0600	10200.	90	14833	No
171	GOM_NL__2PRFIN20041231_083709_000000482033_00250_14833_7487.N1	31-DEC-2004 08:37:09	Bright	48.000	39	85Eta UMa	1.8540	24000.	96	14833	No
172	GOM_NL__2PRFIN20041231_084113_000000422033_00250_14833_7488.N1	31-DEC-2004 08:41:13	Bright	42.000	180	27Gam Boo	3.0400	8000.0	84	14833	No
173	GOM_NL__2PRFIN20041231_084452_000000462033_00250_14833_7489.N1	31-DEC-2004 08:44:52	Bright	45.500	83		2.3780	11000.	91	14833	No
174	GOM_NL__2PRFIN20041231_084902_000000552033_00250_14833_7490.N1	31-DEC-2004 08:49:02	Bright	54.500	111	8Eta Boo	2.6800	6000.0	109	14833	No
175	GOM_NL__2PRFIN20041231_085228_000000372033_00250_14833_7491.N1	31-DEC-2004 08:52:28	Bright	36.500	120	1Del Oph	2.7340	3200.0	73	14833	No
176	GOM_NL__2PRFIN20041231_085512_000000522033_00250_14833_7492.N1	31-DEC-2004 08:55:12	Bright	51.500	104	27Bet Lib	2.6140	13100.	103	14833	No
177	GOM_NL__2PRFIN20041231_085750_000000462033_00250_14833_7493.N1	31-DEC-2004 08:57:50	Twi_and_stray	46.000	122	9Alp2Lib	2.7470	9700.0	92	14833	No
178	GOM_NL__2PRFIN20041231_090109_000000702033_00250_14833_7494.N1	31-DEC-2004 09:01:09	Dark	70.000	15	67Alp Vir	0.97600	28000.	140	14833	No
179	GOM_NL__2PRFIN20041231_090433_000000402033_00250_14833_7495.N1	31-DEC-2004 09:04:33	Dark	39.500	109	Bet Lup	2.6770	26000.	79	14833	No
180	GOM_NL__2PRFIN20041231_090601_000000422033_00250_14833_7496.N1	31-DEC-2004 09:06:01	Dark	41.500	78	Alp Lup	2.3040	28000.	83	14833	No
181	GOM_NL__2PRFIN20041231_090729_000000422033_00250_14833_7497.N1	31-DEC-2004 09:07:29	Dark	41.500	95	Zet Cen	2.5450	26000.	83	14833	No
182	GOM_NL__2PRFIN20041231_090914_000000442033_00251_14834_7498.N1	31-DEC-2004 09:09:14	Dark	44.000	4	Alp1Cen	-0.010000	5800.0	88	14834	No
183	GOM_NL__2PRFIN20041231_091302_000000442033_00251_14834_7464.N1	31-DEC-2004 09:13:02	Dark	43.500	12	Alp1Cru	0.77500	30000.	87	14834	No
184	GOM_NL__2PRFIN20041231_091821_000000402033_00251_14834_7465.N1	31-DEC-2004 09:18:21	Dark	40.000	29	Bet Car	1.6720	10200.	80	14834	No
185	GOM_NL__2PRFIN20041231_091943_000000432033_00251_14834_7466.N1	31-DEC-2004 09:19:43	Dark	43.000	71	Iot Car	2.2460	7700.0	86	14834	No
186	GOM_NL__2PRFIN20041231_092119_000000492033_00251_14834_7467.N1	31-DEC-2004 09:21:19	Dark	48.500	41	Eps Car	1.8600	4100.0	97	14834	No
187	GOM_NL__2PRFIN20041231_092317_000000542033_00251_14834_7468.N1	31-DEC-2004 09:23:17	Dark	53.500	65	Lam Vel	2.2040	4400.0	107	14834	No
188	GOM_NL__2PRFIN20041231_092533_000000522033_00251_14834_7469.N1	31-DEC-2004 09:25:33	Dark	52.000	2	Alp Car	-0.73600	7000.0	104	14834	No
189	GOM_NL__2PRFIN20041231_092846_000000492033_00251_14834_7470.N1	31-DEC-2004 09:28:46	Dark	48.500	117	Pi Pup	2.7060	3800.0	97	14834	No
190	GOM_NL__2PRFIN20041231_093135_000000482033_00251_14834_7471.N1	31-DEC-2004 09:31:35	Straylight	47.500	23	21Eps CMa	1.5020	26000.	95	14834	No
191	GOM_NL__2PRFIN20041231_093308_000000442033_00251_14834_7472.N1	31-DEC-2004 09:33:08	Straylight	44.000	179	24Omi2CMa	3.0320	24000.	88	14834	No
192	GOM_NL__2PRFIN20041231_093537_000000522033_00251_14834_7473.N1	31-DEC-2004 09:35:37	Straylight	52.000	1	9Alp CMa	-1.4400	11000.	104	14834	No
193	GOM_NL__2PRFIN20041231_093845_000000482033_00251_14834_7474.N1	31-DEC-2004 09:38:45	Straylight	48.000	7	19Bet Ori	0.10000	14000.	96	14834	No
194	GOM_NL__2PRFIN20041231_094037_000000452033_00251_14834_7475.N1	31-DEC-2004 09:40:37	Straylight	44.500	30	46Eps Ori	1.6940	30000.	89	14834	No
195	GOM_NL__2PRFIN20041231_094414_000000772033_00251_14834_7476.N1	31-DEC-2004 09:44:14	Twi_and_stray	76.500	8	10Alp CMi	0.40000	6500.0	153	14834	No
196	GOM_NL__2PRFIN20041231_094627_000000542033_00251_14834_7477.N1	31-DEC-2004 09:46:27	Bright	53.500	44	24Gam Gem	1.9280	11000.	107	14834	No
197	GOM_NL__2PRFIN20041231_094805_000000512033_00251_14834_7478.N1	31-DEC-2004 09:48:05	Bright	50.500	151	13Mu Gem	2.8900	3000.0	101	14834	No
198	GOM_NL__2PRFIN20041231_095028_000000392033_00251_14834_7479.N1	31-DEC-2004 09:50:28	Bright	38.500	114	3Iot Aur	2.6930	4600.0	77	14834	No
199	GOM_NL__2PRFIN20041231_095204_000000412033_00251_14834_7480.N1	31-DEC-2004 09:52:04	Bright	41.000	107	37The Aur	2.6490	11000.	82	14834	No
200	GOM_NL__2PRFIN20041231_095409_000000442033_00251_14834_7481.N1	31-DEC-2004 09:54:09	Bright	43.500	6	13Alp Aur	0.080000	3400.0	87	14834	No
201	GOM_NL__2PRFIN20041231_095554_000000402033_00251_14834_7482.N1	31-DEC-2004 09:55:54	Bright	39.500	35	33Alp Per	1.7950	6250.0	79	14834	No
202	GOM_NL__2PRFIN20041231_095712_000000382033_00251_14834_7483.N1	31-DEC-2004 09:57:12	Bright	38.000	160	23Gam Per	2.9300	4700.0	76	14834	No
203	GOM_NL__2PRFIN20041231_100619_000000392033_00251_14834_7484.N1	31-DEC-2004 10:06:19	Bright	38.500	49	1Alp UMi	1.9900	6300.0	77	14834	No
204	GOM_NL__2PRFIN20041231_100915_000000512033_00251_14834_7485.N1	31-DEC-2004 10:09:15	Bright	50.500	36	50Alp UMa	1.8000	6300.0	101	14834	No
205	GOM_NL__2PRFIN20041231_101319_000000552033_00251_14834_7486.N1	31-DEC-2004 10:13:19	Bright	54.500	87	64Gam UMa	2.4330	11000.	109	14834	No
206	GOM_NL__2PRFIN20041231_101527_000000462033_00251_14834_7487.N1	31-DEC-2004 10:15:27	Bright	45.500	55	79Zet UMa	2.0600	10200.	91	14834	No
207	GOM_NL__2PRFIN20041231_101745_000000482033_00251_14834_7488.N1	31-DEC-2004 10:17:45	Bright	47.500	39	85Eta UMa	1.8540	24000.	95	14834	No
208	GOM_NL__2PRFIN20041231_102149_000000432033_00251_14834_7489.N1	31-DEC-2004 10:21:49	Bright	42.500	180	27Gam Boo	3.0400	8000.0	85	14834	No
209	GOM_NL__2PRFIN20041231_102528_000000452033_00251_14834_7490.N1	31-DEC-2004 10:25:28	Bright	44.500	83		2.3780	11000.	89	14834	No
210	GOM_NL__2PRFIN20041231_102939_000000772033_00251_14834_7491.N1	31-DEC-2004 10:29:39	Bright	77.000	111	8Eta Boo	2.6800	6000.0	154	14834	No
211	GOM_NL__2PRFIN20041231_103302_000000392033_00251_14834_7492.N1	31-DEC-2004 10:33:02	Bright	39.000	120	1Del Oph	2.7340	3200.0	78	14834	No
212	GOM_NL__2PRFIN20041231_103547_000000402033_00251_14834_7493.N1	31-DEC-2004 10:35:47	Bright	40.000	104	27Bet Lib	2.6140	13100.	80	14834	No
213	GOM_NL__2PRFIN20041231_103826_000000482033_00251_14834_7494.N1	31-DEC-2004 10:38:26	Twi_and_stray	47.500	122	9Alp2Lib	2.7470	9700.0	95	14834	No
214	GOM_NL__2PRFIN20041231_104148_000000712033_00251_14834_7495.N1	31-DEC-2004 10:41:48	Dark	70.500	15	67Alp Vir	0.97600	28000.	141	14834	No
215	GOM_NL__2PRFIN20041231_104509_000000412033_00251_14834_7496.N1	31-DEC-2004 10:45:09	Dark	41.000	109	Bet Lup	2.6770	26000.	82	14834	No
216	GOM_NL__2PRFIN20041231_104637_000000402033_00251_14834_7497.N1	31-DEC-2004 10:46:37	Dark	40.000	78	Alp Lup	2.3040	28000.	80	14834	No
217	GOM_NL__2PRFIN20041231_104806_000000422033_00251_14834_7498.N1	31-DEC-2004 10:48:06	Dark	42.000	95	Zet Cen	2.5450	26000.	84	14834	No
218	GOM_NL__2PRFIN20041231_104950_000000512033_00252_14835_7499.N1	31-DEC-2004 10:49:50	Dark	50.500	4	Alp1Cen	-0.010000	5800.0	101	14835	No
219	GOM_NL__2PRFIN20041231_105135_000000472033_00252_14835_7464.N1	31-DEC-2004 10:51:35	Dark	46.500	64	Gam Cen	2.2000	10600.	93	14835	No

220	GOM_NL__2PRFIN20041231_105339_000000442033_00252_14835_7465.N1	31-DEC-2004 10:53:39	Dark	44.000	12	Alp1Cru	0.77500	30000.	88	14835	No
221	GOM_NL__2PRFIN20041231_105858_000000392033_00252_14835_7466.N1	31-DEC-2004 10:58:58	Dark	39.000	29	Bet Car	1.6720	10200.	78	14835	No
222	GOM_NL__2PRFIN20041231_110020_000000412033_00252_14835_7467.N1	31-DEC-2004 11:00:20	Dark	41.000	71	Iot Car	2.2460	7700.0	82	14835	No
223	GOM_NL__2PRFIN20041231_110156_000000422033_00252_14835_7468.N1	31-DEC-2004 11:01:56	Dark	41.500	41	Eps Car	1.8600	4100.0	83	14835	No
224	GOM_NL__2PRFIN20041231_110354_000000662033_00252_14835_7469.N1	31-DEC-2004 11:03:54	Dark	65.500	65	Lam Vel	2.2040	4400.0	131	14835	No
225	GOM_NL__2PRFIN20041231_110609_000000522033_00252_14835_7470.N1	31-DEC-2004 11:06:09	Dark	51.500	2	Alp Car	-0.73600	7000.0	103	14835	No
226	GOM_NL__2PRFIN20041231_110922_000000482033_00252_14835_7471.N1	31-DEC-2004 11:09:22	Dark	47.500	117	Pi Pup	2.7060	3800.0	95	14835	No
227	GOM_NL__2PRFIN20041231_111212_000000492033_00252_14835_7472.N1	31-DEC-2004 11:12:12	Straylight	49.000	23	21Eps CMa	1.5020	26000.	98	14835	No
228	GOM_NL__2PRFIN20041231_111344_000000472033_00252_14835_7473.N1	31-DEC-2004 11:13:44	Straylight	46.500	179	24Omi2CMa	3.0320	24000.	93	14835	No
229	GOM_NL__2PRFIN20041231_111613_000000572033_00252_14835_7474.N1	31-DEC-2004 11:16:13	Straylight	57.000	1	9Alp CMa	-1.4400	11000.	114	14835	No
230	GOM_NL__2PRFIN20041231_111921_000000522033_00252_14835_7475.N1	31-DEC-2004 11:19:21	Straylight	52.000	7	19Bet Ori	0.10000	14000.	104	14835	No
231	GOM_NL__2PRFIN20041231_112113_000000462033_00252_14835_7476.N1	31-DEC-2004 11:21:13	Straylight	46.000	30	46Eps Ori	1.6940	30000.	92	14835	No
232	GOM_NL__2PRFIN20041231_112345_000000502033_00252_14835_7477.N1	31-DEC-2004 11:23:45	Tw_i_and_stray	49.500	14	58Alp Ori	0.87000	3000.0	99	14835	No
233	GOM_NL__2PRFIN20041231_112702_000000632033_00252_14835_7478.N1	31-DEC-2004 11:27:02	Bright	63.000	44	24Gam Gem	1.9280	11000.	126	14835	No
234	GOM_NL__2PRFIN20041231_112841_000000482033_00252_14835_7479.N1	31-DEC-2004 11:28:41	Bright	48.000	151	13Mu Gem	2.8900	3000.0	96	14835	No
235	GOM_NL__2PRFIN20041231_113104_000000392033_00252_14835_7480.N1	31-DEC-2004 11:31:04	Bright	39.000	114	3Iot Aur	2.6930	4600.0	78	14835	No
236	GOM_NL__2PRFIN20041231_113240_000000412033_00252_14835_7481.N1	31-DEC-2004 11:32:40	Bright	40.500	107	37The Aur	2.6490	11000.	81	14835	No
237	GOM_NL__2PRFIN20041231_113444_000000432033_00252_14835_7482.N1	31-DEC-2004 11:34:44	Bright	43.000	6	13Alp Aur	0.080000	3400.0	86	14835	No
238	GOM_NL__2PRFIN20041231_113630_000000402033_00252_14835_7483.N1	31-DEC-2004 11:36:30	Bright	40.000	35	33Alp Per	1.7950	6250.0	80	14835	No
239	GOM_NL__2PRFIN20041231_113748_000000382033_00252_14835_7484.N1	31-DEC-2004 11:37:48	Bright	38.000	160	23Gam Per	2.9300	4700.0	76	14835	No
240	GOM_NL__2PRFIN20041231_114654_000000392033_00252_14835_7485.N1	31-DEC-2004 11:46:54	Bright	39.000	49	1Alp UMi	1.9900	6300.0	78	14835	No
241	GOM_NL__2PRFIN20041231_114951_000000512033_00252_14835_7486.N1	31-DEC-2004 11:49:51	Bright	51.000	36	50Alp UMa	1.8000	6300.0	102	14835	No
242	GOM_NL__2PRFIN20041231_115354_000000552033_00252_14835_7487.N1	31-DEC-2004 11:53:54	Bright	55.000	87	64Gam UMa	2.4330	11000.	110	14835	No
243	GOM_NL__2PRFIN20041231_115603_000000482033_00252_14835_7488.N1	31-DEC-2004 11:56:03	Bright	47.500	55	79Zet UMa	2.0600	10200.	95	14835	No
244	GOM_NL__2PRFIN20041231_115820_000000482033_00252_14835_7489.N1	31-DEC-2004 11:58:20	Bright	48.000	39	85Eta UMa	1.8540	24000.	96	14835	No
245	GOM_NL__2PRFIN20041231_120225_000000422033_00252_14835_7490.N1	31-DEC-2004 12:02:25	Bright	42.000	180	27Gam Boo	3.0400	8000.0	84	14835	No
246	GOM_NL__2PRFIN20041231_120604_000000462033_00252_14835_7491.N1	31-DEC-2004 12:06:04	Bright	45.500	83		2.3780	11000.	91	14835	No
247	GOM_NL__2PRFIN20041231_121015_000000552033_00252_14835_7492.N1	31-DEC-2004 12:10:15	Bright	54.500	111	8Eta Boo	2.6800	6000.0	109	14835	No
248	GOM_NL__2PRFIN20041231_121339_000000372033_00252_14835_7493.N1	31-DEC-2004 12:13:39	Bright	37.000	120	1Del Oph	2.7340	3200.0	74	14835	No
249	GOM_NL__2PRFIN20041231_121641_000000942033_00252_14835_7494.N1	31-DEC-2004 12:16:41	Tw_i_and_stray	94.000	138	47Eps Vir	2.8280	4700.0	188	14835	No
250	GOM_NL__2PRFIN20041231_122225_000000732033_00252_14835_7495.N1	31-DEC-2004 12:22:25	Dark	72.500	15	67Alp Vir	0.97600	28000.	145	14835	No
251	GOM_NL__2PRFIN20041231_122545_000000422033_00252_14835_7496.N1	31-DEC-2004 12:25:45	Dark	41.500	109	Bet Lup	2.6770	26000.	83	14835	No
252	GOM_NL__2PRFIN20041231_122714_000000432033_00252_14835_7497.N1	31-DEC-2004 12:27:14	Dark	42.500	78	Alp Lup	2.3040	28000.	85	14835	No
253	GOM_NL__2PRFIN20041231_122842_000000422033_00252_14835_7498.N1	31-DEC-2004 12:28:42	Dark	41.500	95	Zet Cen	2.5450	26000.	83	14835	No
254	GOM_NL__2PRFIN20041231_123026_000000522033_00253_14836_7499.N1	31-DEC-2004 12:30:26	Dark	52.000	4	Alp1Cen	-0.010000	5800.0	104	14836	No
255	GOM_NL__2PRFIN20041231_123211_000000452033_00253_14836_7464.N1	31-DEC-2004 12:32:11	Dark	45.000	64	Gam Cen	2.2000	10600.	90	14836	No
256	GOM_NL__2PRFIN20041231_123414_000000432033_00253_14836_7465.N1	31-DEC-2004 12:34:14	Dark	43.000	12	Alp1Cru	0.77500	30000.	86	14836	No
257	GOM_NL__2PRFIN20041231_123934_000000402033_00253_14836_7466.N1	31-DEC-2004 12:39:34	Dark	40.000	29	Bet Car	1.6720	10200.	80	14836	No
258	GOM_NL__2PRFIN20041231_124056_000000432033_00253_14836_7467.N1	31-DEC-2004 12:40:56	Dark	43.000	71	Iot Car	2.2460	7700.0	86	14836	No
259	GOM_NL__2PRFIN20041231_124231_000000502033_00253_14836_7468.N1	31-DEC-2004 12:42:31	Dark	49.500	41	Eps Car	1.8600	4100.0	99	14836	No
260	GOM_NL__2PRFIN20041231_124430_000000582033_00253_14836_7469.N1	31-DEC-2004 12:44:30	Dark	58.000	65	Lam Vel	2.2040	4400.0	116	14836	No
261	GOM_NL__2PRFIN20041231_124643_000000492033_00253_14836_7470.N1	31-DEC-2004 12:46:43	Dark	49.000	2	Alp Car	-0.73600	7000.0	98	14836	No
262	GOM_NL__2PRFIN20041231_124958_000000482033_00253_14836_7471.N1	31-DEC-2004 12:49:58	Dark	48.000	117	Pi Pup	2.7060	3800.0	96	14836	No
263	GOM_NL__2PRFIN20041231_125247_000000512033_00253_14836_7472.N1	31-DEC-2004 12:52:47	Straylight	51.000	23	21Eps CMa	1.5020	26000.	102	14836	No
264	GOM_NL__2PRFIN20041231_125420_000000482033_00253_14836_7473.N1	31-DEC-2004 12:54:20	Straylight	48.000	179	24Omi2CMa	3.0320	24000.	96	14836	No
265	GOM_NL__2PRFIN20041231_125648_000000582033_00253_14836_7474.N1	31-DEC-2004 12:56:48	Straylight	57.500	1	9Alp CMa	-1.4400	11000.	115	14836	No
266	GOM_NL__2PRFIN20041231_125956_000000522033_00253_14836_7475.N1	31-DEC-2004 12:59:56	Straylight	52.000	7	19Bet Ori	0.10000	14000.	104	14836	No
267	GOM_NL__2PRFIN20041231_130148_000000462033_00253_14836_7476.N1	31-DEC-2004 13:01:48	Straylight	45.500	30	46Eps Ori	1.6940	30000.	91	14836	No
268	GOM_NL__2PRFIN20041231_130420_000000552033_00253_14836_7477.N1	31-DEC-2004 13:04:20	Tw_i_and_stray	55.000	14	58Alp Ori	0.87000	3000.0	110	14836	No
269	GOM_NL__2PRFIN20041231_130735_000000572033_00253_14836_7478.N1	31-DEC-2004 13:07:35	Bright	56.500	44	24Gam Gem	1.9280	11000.	113	14836	No
270	GOM_NL__2PRFIN20041231_130915_000000502033_00253_14836_7479.N1	31-DEC-2004 13:09:15	Bright	50.000	151	13Mu Gem	2.8900	3000.0	100	14836	No
271	GOM_NL__2PRFIN20041231_131139_000000412033_00253_14836_7480.N1	31-DEC-2004 13:11:39	Bright	40.500	114	3Iot Aur	2.6930	4600.0	81	14836	No
272	GOM_NL__2PRFIN20041231_131313_000000442033_00253_14836_7481.N1	31-DEC-2004 13:13:13	Bright	43.500	107	37The Aur	2.6490	11000.	87	14836	No
273	GOM_NL__2PRFIN20041231_131520_000000442033_00253_14836_7482.N1	31-DEC-2004 13:15:20	Bright	43.500	6	13Alp Aur	0.080000	3400.0	87	14836	No
274	GOM_NL__2PRFIN20041231_131707_000000392033_00253_14836_7483.N1	31-DEC-2004 13:17:07	Bright	39.000	35	33Alp Per	1.7950	6250.0	78	14836	No
275	GOM_NL__2PRFIN20041231_131824_000000362033_00253_14836_7484.N1	31-DEC-2004 13:18:24	Bright	36.000	160	23Gam Per	2.9300	4700.0	72	14836	No
276	GOM_NL__2PRFIN20041231_132730_000000392033_00253_14836_7485.N1	31-DEC-2004 13:27:30	Bright	38.500	49	1Alp UMi	1.9900	6300.0	77	14836	No
277	GOM_NL__2PRFIN20041231_133026_000000482033_00253_14836_7486.N1	31-DEC-2004 13:30:26	Bright	47.500	36	50Alp UMa	1.8000	6300.0	95	14836	No
278	GOM_NL__2PRFIN20041231_133429_000000542033_00253_14836_7487.N1	31-DEC-2004 13:34:29	Bright	54.000	87	64Gam UMa	2.4330	11000.	108	14836	No

279	GOM_NL__2PRFIN20041231_133639_000000472033_00253_14836_7488.N1	31-DEC-2004 13:36:39	Bright	47.000	55	79Zet UMa	2.0600	10200.	94	14836	No
280	GOM_NL__2PRFIN20041231_133856_000000462033_00253_14836_7489.N1	31-DEC-2004 13:38:56	Bright	45.500	39	85Eta UMa	1.8540	24000.	91	14836	No
281	GOM_NL__2PRFIN20041231_134301_000000432033_00253_14836_7490.N1	31-DEC-2004 13:43:01	Bright	43.000	180	27Gam Boo	3.0400	8000.0	86	14836	No
282	GOM_NL__2PRFIN20041231_134641_000000612033_00253_14836_7491.N1	31-DEC-2004 13:46:41	Bright	61.000	83		2.3780	11000.	122	14836	No
283	GOM_NL__2PRFIN20041231_135052_000000732033_00253_14836_7492.N1	31-DEC-2004 13:50:52	Bright	73.000	111	8Eta Boo	2.6800	6000.0	146	14836	No
284	GOM_NL__2PRFIN20041231_135414_000000402033_00253_14836_7493.N1	31-DEC-2004 13:54:14	Bright	39.500	120	1Del Oph	2.7340	3200.0	79	14836	No
285	GOM_NL__2PRFIN20041231_135719_000000982033_00253_14836_7494.N1	31-DEC-2004 13:57:19	Tw_i_and_stray	98.000	138	47Eps Vir	2.8280	4700.0	196	14836	No
286	GOM_NL__2PRFIN20041231_140302_000000702033_00253_14836_7495.N1	31-DEC-2004 14:03:02	Dark	69.500	15	67Alp Vir	0.97600	28000.	139	14836	No
287	GOM_NL__2PRFIN20041231_140619_000000442033_00253_14836_7496.N1	31-DEC-2004 14:06:19	Dark	44.000	109	Bet Lup	2.6770	26000.	88	14836	No
288	GOM_NL__2PRFIN20041231_140749_000000422033_00253_14836_7497.N1	31-DEC-2004 14:07:49	Dark	41.500	78	Alp Lup	2.3040	28000.	83	14836	No
289	GOM_NL__2PRFIN20041231_140918_000000422033_00253_14836_7498.N1	31-DEC-2004 14:09:18	Dark	41.500	95	Zet Cen	2.5450	26000.	83	14836	No
290	GOM_NL__2PRFIN20041231_141101_000000442033_00254_14837_7499.N1	31-DEC-2004 14:11:01	Dark	44.000	4	Alp1Cen	-0.010000	5800.0	88	14837	No
291	GOM_NL__2PRFIN20041231_141247_000000472033_00254_14837_7464.N1	31-DEC-2004 14:12:47	Dark	46.500	64	Gam Cen	2.2000	10600.	93	14837	No
292	GOM_NL__2PRFIN20041231_141449_000000462033_00254_14837_7465.N1	31-DEC-2004 14:14:49	Dark	46.000	12	Alp1Cru	0.77500	30000.	92	14837	No
293	GOM_NL__2PRFIN20041231_142010_000000432033_00254_14837_7466.N1	31-DEC-2004 14:20:10	Dark	42.500	29	Bet Car	1.6720	10200.	85	14837	No
294	GOM_NL__2PRFIN20041231_142132_000000422033_00254_14837_7467.N1	31-DEC-2004 14:21:32	Dark	41.500	71	Iot Car	2.2460	7700.0	83	14837	No
295	GOM_NL__2PRFIN20041231_142307_000000432033_00254_14837_7468.N1	31-DEC-2004 14:23:07	Dark	43.000	41	Eps Car	1.8600	4100.0	86	14837	No
296	GOM_NL__2PRFIN20041231_142506_000000602033_00254_14837_7469.N1	31-DEC-2004 14:25:06	Dark	59.500	65	Lam Vel	2.2040	4400.0	119	14837	No
297	GOM_NL__2PRFIN20041231_142721_000000532033_00254_14837_7470.N1	31-DEC-2004 14:27:21	Dark	53.000	2	Alp Car	-0.73600	7000.0	106	14837	No
298	GOM_NL__2PRFIN20041231_143033_000000542033_00254_14837_7471.N1	31-DEC-2004 14:30:33	Dark	54.000	117	Pi Pup	2.7060	3800.0	108	14837	No
299	GOM_NL__2PRFIN20041231_143321_000000512033_00254_14837_7472.N1	31-DEC-2004 14:33:21	Straylight	50.500	23	21Eps CMa	1.5020	26000.	101	14837	No
300	GOM_NL__2PRFIN20041231_143456_000000472033_00254_14837_7473.N1	31-DEC-2004 14:34:56	Straylight	46.500	179	24Omi2CMa	3.0320	24000.	93	14837	No
301	GOM_NL__2PRFIN20041231_143724_000000592033_00254_14837_7474.N1	31-DEC-2004 14:37:24	Straylight	59.000	1	9Alp CMa	-1.4400	11000.	118	14837	No
302	GOM_NL__2PRFIN20041231_144032_000000482033_00254_14837_7475.N1	31-DEC-2004 14:40:32	Straylight	48.000	7	19Bet Ori	0.10000	14000.	96	14837	No
303	GOM_NL__2PRFIN20041231_144224_000000432033_00254_14837_7476.N1	31-DEC-2004 14:42:24	Straylight	42.500	30	46Eps Ori	1.6940	30000.	85	14837	No
304	GOM_NL__2PRFIN20041231_144455_000000512033_00254_14837_7477.N1	31-DEC-2004 14:44:55	Tw_i_and_stray	51.000	14	58Alp Ori	0.87000	3000.0	102	14837	No
305	GOM_NL__2PRFIN20041231_144813_000000482033_00254_14837_7478.N1	31-DEC-2004 14:48:13	Bright	47.500	44	24Gam Gem	1.9280	11000.	95	14837	No
306	GOM_NL__2PRFIN20041231_144951_000000502033_00254_14837_7479.N1	31-DEC-2004 14:49:51	Bright	50.000	151	13Mu Gem	2.8900	3000.0	100	14837	No
307	GOM_NL__2PRFIN20041231_145216_000000412033_00254_14837_7480.N1	31-DEC-2004 14:52:16	Bright	41.000	114	3Iot Aur	2.6930	4600.0	82	14837	No
308	GOM_NL__2PRFIN20041231_145348_000000442033_00254_14837_7481.N1	31-DEC-2004 14:53:48	Bright	43.500	107	37The Aur	2.6490	11000.	87	14837	No
309	GOM_NL__2PRFIN20041231_145556_000000442033_00254_14837_7482.N1	31-DEC-2004 14:55:56	Bright	44.000	6	13Alp Aur	0.080000	3400.0	88	14837	No
310	GOM_NL__2PRFIN20041231_145743_000000392033_00254_14837_7483.N1	31-DEC-2004 14:57:43	Bright	39.000	35	33Alp Per	1.7950	6250.0	78	14837	No
311	GOM_NL__2PRFIN20041231_145901_000000382033_00254_14837_7484.N1	31-DEC-2004 14:59:01	Bright	37.500	160	23Gam Per	2.9300	4700.0	75	14837	No
312	GOM_NL__2PRFIN20041231_150806_000000402033_00254_14837_7485.N1	31-DEC-2004 15:08:06	Bright	39.500	49	1Alp UMi	1.9900	6300.0	79	14837	No
313	GOM_NL__2PRFIN20041231_151101_000000502033_00254_14837_7486.N1	31-DEC-2004 15:11:01	Bright	49.500	36	50Alp UMa	1.8000	6300.0	99	14837	No
314	GOM_NL__2PRFIN20041231_151505_000000532033_00254_14837_7487.N1	31-DEC-2004 15:15:05	Bright	53.000	87	64Gam UMa	2.4330	11000.	106	14837	No
315	GOM_NL__2PRFIN20041231_151715_000000462033_00254_14837_7488.N1	31-DEC-2004 15:17:15	Bright	45.500	55	79Zet UMa	2.0600	10200.	91	14837	No
316	GOM_NL__2PRFIN20041231_151932_000000492033_00254_14837_7489.N1	31-DEC-2004 15:19:32	Bright	49.000	39	85Eta UMa	1.8540	24000.	98	14837	No
317	GOM_NL__2PRFIN20041231_152337_000000422033_00254_14837_7490.N1	31-DEC-2004 15:23:37	Bright	41.500	180	27Gam Boo	3.0400	8000.0	83	14837	No
318	GOM_NL__2PRFIN20041231_152717_000000502033_00254_14837_7491.N1	31-DEC-2004 15:27:17	Bright	49.500	83		2.3780	11000.	99	14837	No
319	GOM_NL__2PRFIN20041231_153128_000000772033_00254_14837_7492.N1	31-DEC-2004 15:31:28	Bright	77.000	111	8Eta Boo	2.6800	6000.0	154	14837	No
320	GOM_NL__2PRFIN20041231_153450_000000392033_00254_14837_7493.N1	31-DEC-2004 15:34:50	Bright	39.000	120	1Del Oph	2.7340	3200.0	78	14837	No
321	GOM_NL__2PRFIN20041231_153756_000001002033_00254_14837_7494.N1	31-DEC-2004 15:37:56	Tw_i_and_stray	100.00	138	47Eps Vir	2.8280	4700.0	200	14837	No
322	GOM_NL__2PRFIN20041231_154340_000000742033_00254_14837_7495.N1	31-DEC-2004 15:43:40	Dark	74.000	15	67Alp Vir	0.97600	28000.	148	14837	No
323	GOM_NL__2PRFIN20041231_154656_000000432033_00254_14837_7496.N1	31-DEC-2004 15:46:56	Dark	43.000	109	Bet Lup	2.6770	26000.	86	14837	No
324	GOM_NL__2PRFIN20041231_154826_000000422033_00254_14837_7497.N1	31-DEC-2004 15:48:26	Dark	41.500	78	Alp Lup	2.3040	28000.	83	14837	No
325	GOM_NL__2PRFIN20041231_154954_000000422033_00254_14837_7498.N1	31-DEC-2004 15:49:54	Dark	42.000	95	Zet Cen	2.5450	26000.	84	14837	No
326	GOM_NL__2PRFIN20041231_155137_000000522033_00255_14838_7499.N1	31-DEC-2004 15:51:37	Dark	52.000	4	Alp1Cen	-0.010000	5800.0	104	14838	No
327	GOM_NL__2PRFIN20041231_155324_000000452033_00255_14838_7464.N1	31-DEC-2004 15:53:24	Dark	44.500	64	Gam Cen	2.2000	10600.	89	14838	No
328	GOM_NL__2PRFIN20041231_155527_000000442033_00255_14838_7465.N1	31-DEC-2004 15:55:27	Dark	43.500	12	Alp1Cru	0.77500	30000.	87	14838	No
329	GOM_NL__2PRFIN20041231_160046_000000402033_00255_14838_7466.N1	31-DEC-2004 16:00:46	Dark	40.000	29	Bet Car	1.6720	10200.	80	14838	No
330	GOM_NL__2PRFIN20041231_160208_000000432033_00255_14838_7467.N1	31-DEC-2004 16:02:08	Dark	43.000	71	Iot Car	2.2460	7700.0	86	14838	No
331	GOM_NL__2PRFIN20041231_160342_000000552033_00255_14838_7468.N1	31-DEC-2004 16:03:42	Dark	55.000	41	Eps Car	1.8600	4100.0	110	14838	No
332	GOM_NL__2PRFIN20041231_160543_000000592033_00255_14838_7469.N1	31-DEC-2004 16:05:43	Dark	59.000	65	Lam Vel	2.2040	4400.0	118	14838	No
333	GOM_NL__2PRFIN20041231_160757_000000462033_00255_14838_7470.N1	31-DEC-2004 16:07:57	Dark	45.500	2	Alp Car	-0.73600	7000.0	91	14838	No
334	GOM_NL__2PRFIN20041231_161109_000000502033_00255_14838_7471.N1	31-DEC-2004 16:11:09	Dark	50.000	117	Pi Pup	2.7060	3800.0	100	14838	No
335	GOM_NL__2PRFIN20041231_161359_000000512033_00255_14838_7472.N1	31-DEC-2004 16:13:59	Straylight	50.500	23	21Eps CMa	1.5020	26000.	101	14838	No
336	GOM_NL__2PRFIN20041231_161532_000000502033_00255_14838_7473.N1	31-DEC-2004 16:15:32	Straylight	49.500	179	24Omi2CMa	3.0320	24000.	99	14838	No
337	GOM_NL__2PRFIN20041231_161800_000000592033_00255_14838_7474.N1	31-DEC-2004 16:18:00	Straylight	59.000	1	9Alp CMa	-1.4400	11000.	118	14838	No

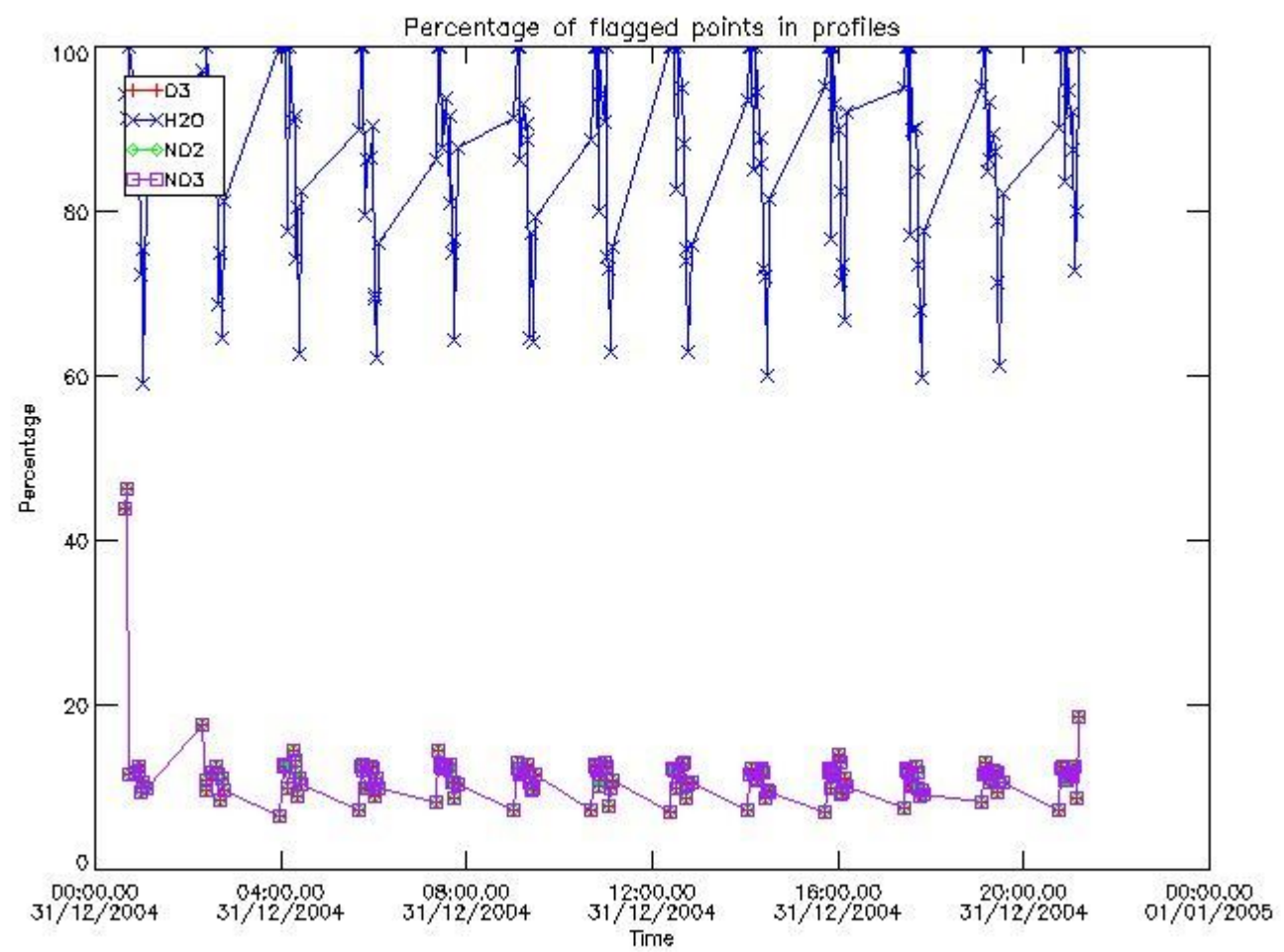
338	GOM_NL__2PRFIN20041231_162108_000000482033_00255_14838_7475.N1	31-DEC-2004 16:21:08	Straylight	48.000	7	19Bet Ori	0.10000	14000.	96	14838	No
339	GOM_NL__2PRFIN20041231_162300_000000452033_00255_14838_7476.N1	31-DEC-2004 16:23:00	Straylight	44.500	30	46Eps Ori	1.6940	30000.	89	14838	No
340	GOM_NL__2PRFIN20041231_162532_000000552033_00255_14838_7477.N1	31-DEC-2004 16:25:32	Tw_i_and_stray	55.000	14	58Alp Ori	0.87000	3000.0	110	14838	No
341	GOM_NL__2PRFIN20041231_162848_000000522033_00255_14838_7478.N1	31-DEC-2004 16:28:48	Bright	51.500	44	24Gam Gem	1.9280	11000.	103	14838	No
342	GOM_NL__2PRFIN20041231_163025_000000542033_00255_14838_7479.N1	31-DEC-2004 16:30:25	Bright	53.500	151	13Mu Gem	2.8900	3000.0	107	14838	No
343	GOM_NL__2PRFIN20041231_163251_000000412033_00255_14838_7480.N1	31-DEC-2004 16:32:51	Bright	41.000	114	3Iot Aur	2.6930	4600.0	82	14838	No
344	GOM_NL__2PRFIN20041231_163426_000000422033_00255_14838_7481.N1	31-DEC-2004 16:34:26	Bright	41.500	107	37The Aur	2.6490	11000.	83	14838	No
345	GOM_NL__2PRFIN20041231_163632_000000402033_00255_14838_7482.N1	31-DEC-2004 16:36:32	Bright	39.500	6	13Alp Aur	0.080000	3400.0	79	14838	No
346	GOM_NL__2PRFIN20041231_163818_000000392033_00255_14838_7483.N1	31-DEC-2004 16:38:18	Bright	38.500	35	33Alp Per	1.7950	6250.0	77	14838	No
347	GOM_NL__2PRFIN20041231_163937_000000362033_00255_14838_7484.N1	31-DEC-2004 16:39:37	Bright	36.000	160	23Gam Per	2.9300	4700.0	72	14838	No
348	GOM_NL__2PRFIN20041231_164842_000000382033_00255_14838_7485.N1	31-DEC-2004 16:48:42	Bright	37.500	49	1Alp UMi	1.9900	6300.0	75	14838	No
349	GOM_NL__2PRFIN20041231_165137_000000512033_00255_14838_7486.N1	31-DEC-2004 16:51:37	Bright	50.500	36	50Alp UMa	1.8000	6300.0	101	14838	No
350	GOM_NL__2PRFIN20041231_165540_000000562033_00255_14838_7487.N1	31-DEC-2004 16:55:40	Bright	55.500	87	64Gam UMa	2.4330	11000.	111	14838	No
351	GOM_NL__2PRFIN20041231_165751_000000472033_00255_14838_7488.N1	31-DEC-2004 16:57:51	Bright	46.500	55	79Zet UMa	2.0600	10200.	93	14838	No
352	GOM_NL__2PRFIN20041231_170008_000000462033_00255_14838_7489.N1	31-DEC-2004 17:00:08	Bright	45.500	39	85Eta UMa	1.8540	24000.	91	14838	No
353	GOM_NL__2PRFIN20041231_170413_000000432033_00255_14838_7490.N1	31-DEC-2004 17:04:13	Bright	43.000	180	27Gam Boo	3.0400	8000.0	86	14838	No
354	GOM_NL__2PRFIN20041231_170752_000000582033_00255_14838_7491.N1	31-DEC-2004 17:07:52	Bright	57.500	83		2.3780	11000.	115	14838	No
355	GOM_NL__2PRFIN20041231_171204_000000772033_00255_14838_7492.N1	31-DEC-2004 17:12:04	Bright	77.000	111	8Eta Boo	2.6800	6000.0	154	14838	No
356	GOM_NL__2PRFIN20041231_171526_000000392033_00255_14838_7493.N1	31-DEC-2004 17:15:26	Bright	39.000	120	1Del Oph	2.7340	3200.0	78	14838	No
357	GOM_NL__2PRFIN20041231_171834_000000932033_00255_14838_7494.N1	31-DEC-2004 17:18:34	Tw_i_and_stray	92.500	138	47Eps Vir	2.8280	4700.0	185	14838	No
358	GOM_NL__2PRFIN20041231_172418_000000682033_00255_14838_7495.N1	31-DEC-2004 17:24:18	Dark	68.000	15	67Alp Vir	0.97600	28000.	136	14838	No
359	GOM_NL__2PRFIN20041231_172732_000000422033_00255_14838_7496.N1	31-DEC-2004 17:27:32	Dark	42.000	109	Bet Lup	2.6770	26000.	84	14838	No
360	GOM_NL__2PRFIN20041231_172902_000000422033_00255_14838_7497.N1	31-DEC-2004 17:29:02	Dark	41.500	78	Alp Lup	2.3040	28000.	83	14838	No
361	GOM_NL__2PRFIN20041231_173031_000000442033_00255_14838_7498.N1	31-DEC-2004 17:30:31	Dark	43.500	95	Zet Cen	2.5450	26000.	87	14838	No
362	GOM_NL__2PRFIN20041231_173214_000000512033_00256_14839_7499.N1	31-DEC-2004 17:32:14	Dark	50.500	4	Alp1Cen	-0.010000	5800.0	101	14839	No
363	GOM_NL__2PRFIN20041231_173401_000000492033_00256_14839_7464.N1	31-DEC-2004 17:34:01	Dark	49.000	64	Gam Cen	2.2000	10600.	98	14839	No
364	GOM_NL__2PRFIN20041231_173604_000000452033_00256_14839_7465.N1	31-DEC-2004 17:36:04	Dark	45.000	12	Alp1Cru	0.77500	30000.	90	14839	No
365	GOM_NL__2PRFIN20041231_174123_000000412033_00256_14839_7466.N1	31-DEC-2004 17:41:23	Dark	40.500	29	Bet Car	1.6720	10200.	81	14839	No
366	GOM_NL__2PRFIN20041231_174245_000000432033_00256_14839_7467.N1	31-DEC-2004 17:42:45	Dark	43.000	71	Iot Car	2.2460	7700.0	86	14839	No
367	GOM_NL__2PRFIN20041231_174420_000000522033_00256_14839_7468.N1	31-DEC-2004 17:44:20	Dark	51.500	41	Eps Car	1.8600	4100.0	103	14839	No
368	GOM_NL__2PRFIN20041231_174620_000000572033_00256_14839_7469.N1	31-DEC-2004 17:46:20	Dark	56.500	65	Lam Vel	2.2040	4400.0	113	14839	No
369	GOM_NL__2PRFIN20041231_174831_000000532033_00256_14839_7470.N1	31-DEC-2004 17:48:31	Dark	52.500	2	Alp Car	-0.73600	7000.0	105	14839	No
370	GOM_NL__2PRFIN20041231_175145_000000562033_00256_14839_7471.N1	31-DEC-2004 17:51:45	Dark	56.000	117	Pi Pup	2.7060	3800.0	112	14839	No
371	GOM_NL__2PRFIN20041231_175434_000000512033_00256_14839_7472.N1	31-DEC-2004 17:54:34	Straylight	50.500	23	21Eps CMa	1.5020	26000.	101	14839	No
372	GOM_NL__2PRFIN20041231_175608_000000482033_00256_14839_7473.N1	31-DEC-2004 17:56:08	Straylight	48.000	179	24Omi2CMa	3.0320	24000.	96	14839	No
373	GOM_NL__2PRFIN20041231_175834_000000562033_00256_14839_7474.N1	31-DEC-2004 17:58:34	Straylight	56.000	1	9Alp CMa	-1.4400	11000.	112	14839	No
374	GOM_NL__2PRFIN20041231_180142_000000522033_00256_14839_7475.N1	31-DEC-2004 18:01:42	Straylight	51.500	7	19Bet Ori	0.10000	14000.	103	14839	No
375	GOM_NL__2PRFIN20041231_180336_000000472033_00256_14839_7476.N1	31-DEC-2004 18:03:36	Straylight	46.500	30	46Eps Ori	1.6940	30000.	93	14839	No
376	GOM_NL__2PRFIN20041231_180607_000000552033_00256_14839_7477.N1	31-DEC-2004 18:06:07	Tw_i_and_stray	55.000	14	58Alp Ori	0.87000	3000.0	110	14839	No
377	GOM_NL__2PRFIN20041231_180925_000000522033_00256_14839_7478.N1	31-DEC-2004 18:09:25	Bright	52.000	44	24Gam Gem	1.9280	11000.	104	14839	No
378	GOM_NL__2PRFIN20041231_181102_000000492033_00256_14839_7479.N1	31-DEC-2004 18:11:02	Bright	48.500	151	13Mu Gem	2.8900	3000.0	97	14839	No
379	GOM_NL__2PRFIN20041231_181327_000000412033_00256_14839_7480.N1	31-DEC-2004 18:13:27	Bright	41.000	114	3Iot Aur	2.6930	4600.0	82	14839	No
380	GOM_NL__2PRFIN20041231_181500_000000442033_00256_14839_7481.N1	31-DEC-2004 18:15:00	Bright	43.500	107	37The Aur	2.6490	11000.	87	14839	No
381	GOM_NL__2PRFIN20041231_181708_000000452033_00256_14839_7482.N1	31-DEC-2004 18:17:08	Bright	44.500	6	13Alp Aur	0.080000	3400.0	89	14839	No
382	GOM_NL__2PRFIN20041231_181855_000000392033_00256_14839_7483.N1	31-DEC-2004 18:18:55	Bright	39.000	35	33Alp Per	1.7950	6250.0	78	14839	No
383	GOM_NL__2PRFIN20041231_182013_000000382033_00256_14839_7484.N1	31-DEC-2004 18:20:13	Bright	38.000	160	23Gam Per	2.9300	4700.0	76	14839	No
384	GOM_NL__2PRFIN20041231_182918_000000402033_00256_14839_7485.N1	31-DEC-2004 18:29:18	Bright	39.500	49	1Alp UMi	1.9900	6300.0	79	14839	No
385	GOM_NL__2PRFIN20041231_183212_000000492033_00256_14839_7486.N1	31-DEC-2004 18:32:12	Bright	48.500	36	50Alp UMa	1.8000	6300.0	97	14839	No
386	GOM_NL__2PRFIN20041231_183615_000000552033_00256_14839_7487.N1	31-DEC-2004 18:36:15	Bright	55.000	87	64Gam UMa	2.4330	11000.	110	14839	No
387	GOM_NL__2PRFIN20041231_183826_000000452033_00256_14839_7488.N1	31-DEC-2004 18:38:26	Bright	45.000	55	79Zet UMa	2.0600	10200.	90	14839	No
388	GOM_NL__2PRFIN20041231_184044_000000472033_00256_14839_7489.N1	31-DEC-2004 18:40:44	Bright	47.000	39	85Eta UMa	1.8540	24000.	94	14839	No
389	GOM_NL__2PRFIN20041231_184448_000000432033_00256_14839_7490.N1	31-DEC-2004 18:44:48	Bright	42.500	180	27Gam Boo	3.0400	8000.0	85	14839	No
390	GOM_NL__2PRFIN20041231_184830_000000422033_00256_14839_7491.N1	31-DEC-2004 18:48:30	Bright	42.000	83		2.3780	11000.	84	14839	No
391	GOM_NL__2PRFIN20041231_185241_000000552033_00256_14839_7492.N1	31-DEC-2004 18:52:41	Bright	55.000	111	8Eta Boo	2.6800	6000.0	110	14839	No
392	GOM_NL__2PRFIN20041231_185602_000000402033_00256_14839_7493.N1	31-DEC-2004 18:56:02	Bright	39.500	120	1Del Oph	2.7340	3200.0	79	14839	No
393	GOM_NL__2PRFIN20041231_185912_000000932033_00256_14839_7494.N1	31-DEC-2004 18:59:12	Tw_i_and_stray	93.000	138	47Eps Vir	2.8280	4700.0	186	14839	No
394	GOM_NL__2PRFIN20041231_190454_000000622033_00256_14839_7495.N1	31-DEC-2004 19:04:54	Dark	62.000	15	67Alp Vir	0.97600	28000.	124	14839	No
395	GOM_NL__2PRFIN20041231_190808_000000442033_00256_14839_7496.N1	31-DEC-2004 19:08:08	Dark	44.000	109	Bet Lup	2.6770	26000.	88	14839	No
396	GOM_NL__2PRFIN20041231_190939_000000402033_00256_14839_7497.N1	31-DEC-2004 19:09:39	Dark	39.500	78	Alp Lup	2.3040	28000.	79	14839	No

397	GOM_NL__2PRFIN20041231_191107_000000442033_00256_14839_7498.N1	31-DEC-2004 19:11:07	Dark	44.000	95	Zet Cen	2.5450	26000.	88	14839	No
398	GOM_NL__2PRFIN20041231_191250_000000442033_00257_14840_7499.N1	31-DEC-2004 19:12:50	Dark	43.500	4	Alp1Cen	-0.010000	5800.0	87	14840	No
399	GOM_NL__2PRFIN20041231_191438_000000462033_00257_14840_7464.N1	31-DEC-2004 19:14:38	Dark	45.500	64	Gam Cen	2.2000	10600.	91	14840	No
400	GOM_NL__2PRFIN20041231_191640_000000482033_00257_14840_7465.N1	31-DEC-2004 19:16:40	Dark	48.000	12	Alp1Cru	0.77500	30000.	96	14840	No
401	GOM_NL__2PRFIN20041231_192159_000000432033_00257_14840_7466.N1	31-DEC-2004 19:21:59	Dark	42.500	29	Bet Car	1.6720	10200.	85	14840	No
402	GOM_NL__2PRFIN20041231_192321_000000442033_00257_14840_7467.N1	31-DEC-2004 19:23:21	Dark	43.500	71	Iot Car	2.2460	7700.0	87	14840	No
403	GOM_NL__2PRFIN20041231_192457_000000432033_00257_14840_7468.N1	31-DEC-2004 19:24:57	Dark	43.000	41	Eps Car	1.8600	4100.0	86	14840	No
404	GOM_NL__2PRFIN20041231_192657_000000552033_00257_14840_7469.N1	31-DEC-2004 19:26:57	Dark	54.500	65	Lam Vel	2.2040	4400.0	109	14840	No
405	GOM_NL__2PRFIN20041231_192909_000000482033_00257_14840_7470.N1	31-DEC-2004 19:29:09	Dark	48.000	2	Alp Car	-0.73600	7000.0	96	14840	No
406	GOM_NL__2PRFIN20041231_193222_000000482033_00257_14840_7471.N1	31-DEC-2004 19:32:22	Dark	48.000	117	Pi Pup	2.7060	3800.0	96	14840	No
407	GOM_NL__2PRFIN20041231_193510_000000522033_00257_14840_7472.N1	31-DEC-2004 19:35:10	Straylight	52.000	23	21Eps CMa	1.5020	26000.	104	14840	No
408	GOM_NL__2PRFIN20041231_193644_000000462033_00257_14840_7473.N1	31-DEC-2004 19:36:44	Straylight	46.000	179	24Omi2CMa	3.0320	24000.	92	14840	No
409	GOM_NL__2PRFIN20041231_193912_000000582033_00257_14840_7474.N1	31-DEC-2004 19:39:12	Straylight	57.500	1	9Alp CMa	-1.4400	11000.	115	14840	No
410	GOM_NL__2PRFIN20041231_194218_000000512033_00257_14840_7475.N1	31-DEC-2004 19:42:18	Straylight	50.500	7	19Bet Ori	0.10000	14000.	101	14840	No
411	GOM_NL__2PRFIN20041231_194410_000000482033_00257_14840_7476.N1	31-DEC-2004 19:44:10	Straylight	47.500	30	46Eps Ori	1.6940	30000.	95	14840	No
412	GOM_NL__2PRFIN20041231_194746_000000732033_00257_14840_7477.N1	31-DEC-2004 19:47:46	Tw_i_and_stray	72.500	8	10Alp CMI	0.40000	6500.0	145	14840	No
413	GOM_NL__2PRFIN20041231_195000_000000512033_00257_14840_7478.N1	31-DEC-2004 19:50:00	Bright	51.000	44	24Gam Gem	1.9280	11000.	102	14840	No
414	GOM_NL__2PRFIN20041231_195136_000000542033_00257_14840_7479.N1	31-DEC-2004 19:51:36	Bright	54.000	151	13Mu Gem	2.8900	3000.0	108	14840	No
415	GOM_NL__2PRFIN20041231_195403_000000402033_00257_14840_7480.N1	31-DEC-2004 19:54:03	Bright	40.000	114	3Iot Aur	2.6930	4600.0	80	14840	No
416	GOM_NL__2PRFIN20041231_195536_000000432033_00257_14840_7481.N1	31-DEC-2004 19:55:36	Bright	42.500	107	37The Aur	2.6490	11000.	85	14840	No
417	GOM_NL__2PRFIN20041231_195744_000000452033_00257_14840_7482.N1	31-DEC-2004 19:57:44	Bright	44.500	6	13Alp Aur	0.080000	3400.0	89	14840	No
418	GOM_NL__2PRFIN20041231_195932_000000382033_00257_14840_7483.N1	31-DEC-2004 19:59:32	Bright	38.000	35	33Alp Per	1.7950	6250.0	76	14840	No
419	GOM_NL__2PRFIN20041231_200049_000000382033_00257_14840_7484.N1	31-DEC-2004 20:00:49	Bright	38.000	160	23Gam Per	2.9300	4700.0	76	14840	No
420	GOM_NL__2PRFIN20041231_200952_000000402033_00257_14840_7485.N1	31-DEC-2004 20:09:52	Bright	40.000	49	1Alp UMi	1.9900	6300.0	80	14840	No
421	GOM_NL__2PRFIN20041231_201247_000000512033_00257_14840_7486.N1	31-DEC-2004 20:12:47	Bright	51.000	36	50Alp UMa	1.8000	6300.0	102	14840	No
422	GOM_NL__2PRFIN20041231_201650_000000542033_00257_14840_7487.N1	31-DEC-2004 20:16:50	Bright	54.000	87	64Gam UMa	2.4330	11000.	108	14840	No
423	GOM_NL__2PRFIN20041231_201902_000000482033_00257_14840_7488.N1	31-DEC-2004 20:19:02	Bright	47.500	55	79Zet UMa	2.0600	10200.	95	14840	No
424	GOM_NL__2PRFIN20041231_202120_000000452033_00257_14840_7489.N1	31-DEC-2004 20:21:20	Bright	45.000	39	85Eta UMa	1.8540	24000.	90	14840	No
425	GOM_NL__2PRFIN20041231_202525_000000432033_00257_14840_7490.N1	31-DEC-2004 20:25:25	Bright	42.500	180	27Gam Boo	3.0400	8000.0	85	14840	No
426	GOM_NL__2PRFIN20041231_202905_000000622033_00257_14840_7491.N1	31-DEC-2004 20:29:05	Bright	62.000	83		2.3780	11000.	124	14840	No
427	GOM_NL__2PRFIN20041231_203318_000000552033_00257_14840_7492.N1	31-DEC-2004 20:33:18	Bright	54.500	111	8Eta Boo	2.6800	6000.0	109	14840	No
428	GOM_NL__2PRFIN20041231_203638_000000392033_00257_14840_7493.N1	31-DEC-2004 20:36:38	Bright	39.000	120	1Del Oph	2.7340	3200.0	78	14840	No
429	GOM_NL__2PRFIN20041231_203926_000000452033_00257_14840_7494.N1	31-DEC-2004 20:39:26	Bright	44.500	104	27Bet Lib	2.6140	13100.	89	14840	No
430	GOM_NL__2PRFIN20041231_204205_000000452033_00257_14840_7495.N1	31-DEC-2004 20:42:05	Tw_i_and_stray	45.000	122	9Alp2Lib	2.7470	9700.0	90	14840	No
431	GOM_NL__2PRFIN20041231_204532_000000772033_00257_14840_7496.N1	31-DEC-2004 20:45:32	Dark	76.500	15	67Alp Vir	0.97600	28000.	153	14840	No
432	GOM_NL__2PRFIN20041231_204845_000000422033_00257_14840_7497.N1	31-DEC-2004 20:48:45	Dark	41.500	109	Bet Lup	2.6770	26000.	83	14840	No
433	GOM_NL__2PRFIN20041231_205015_000000412033_00257_14840_7498.N1	31-DEC-2004 20:50:15	Dark	41.000	78	Alp Lup	2.3040	28000.	82	14840	No
434	GOM_NL__2PRFIN20041231_205144_000000452033_00257_14840_7499.N1	31-DEC-2004 20:51:44	Dark	45.000	95	Zet Cen	2.5450	26000.	90	14840	No
435	GOM_NL__2PRFIN20041231_205324_000000472033_00258_14841_7500.N1	31-DEC-2004 20:53:24	Dark	46.500	4	Alp1Cen	-0.010000	5800.0	93	14841	No
436	GOM_NL__2PRFIN20041231_205515_000000482033_00258_14841_7464.N1	31-DEC-2004 20:55:15	Dark	47.500	64	Gam Cen	2.2000	10600.	95	14841	No
437	GOM_NL__2PRFIN20041231_205717_000000472033_00258_14841_7465.N1	31-DEC-2004 20:57:17	Dark	47.000	12	Alp1Cru	0.77500	30000.	94	14841	No
438	GOM_NL__2PRFIN20041231_210235_000000412033_00258_14841_7466.N1	31-DEC-2004 21:02:35	Dark	40.500	29	Bet Car	1.6720	10200.	81	14841	No
439	GOM_NL__2PRFIN20041231_210358_000000452033_00258_14841_7467.N1	31-DEC-2004 21:03:58	Dark	45.000	71	Iot Car	2.2460	7700.0	90	14841	No
440	GOM_NL__2PRFIN20041231_210533_000000452033_00258_14841_7468.N1	31-DEC-2004 21:05:33	Dark	44.500	41	Eps Car	1.8600	4100.0	89	14841	No
441	GOM_NL__2PRFIN20041231_210733_000000582033_00258_14841_7469.N1	31-DEC-2004 21:07:33	Dark	58.000	65	Lam Vel	2.2040	4400.0	116	14841	No
442	GOM_NL__2PRFIN20041231_210946_000000272033_00258_14841_7470.N1	31-DEC-2004 21:09:46	Dark	27.000	2	Alp Car	-0.73600	7000.0	54	14841	No

3. Quality information per product

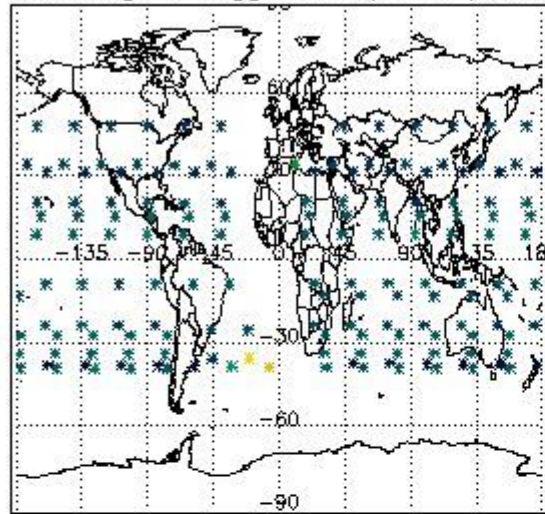
In this section it is plotted some information contained in the Quality Summary data set of the level 2 products. Only products in dark limb conditions and without errors (error flag in the MPH set to "0") are used.

3.1 Plot quality information per product (time dependant)

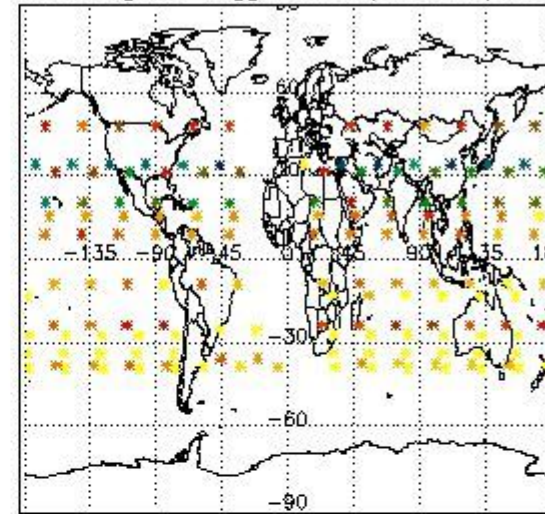


3.2 Plot quality information per product (world map)


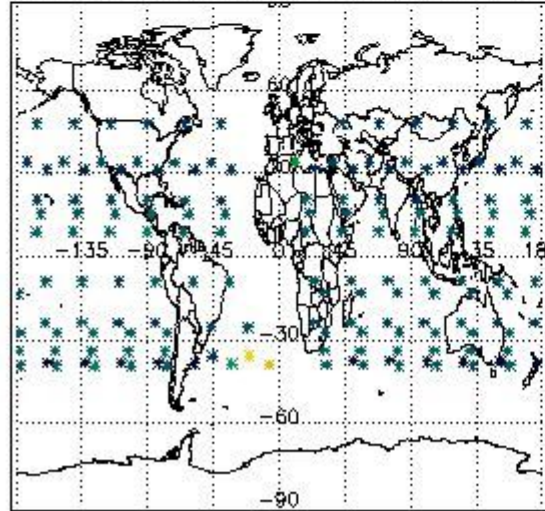
Percentage of flagged data per O3 profile



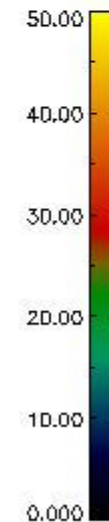
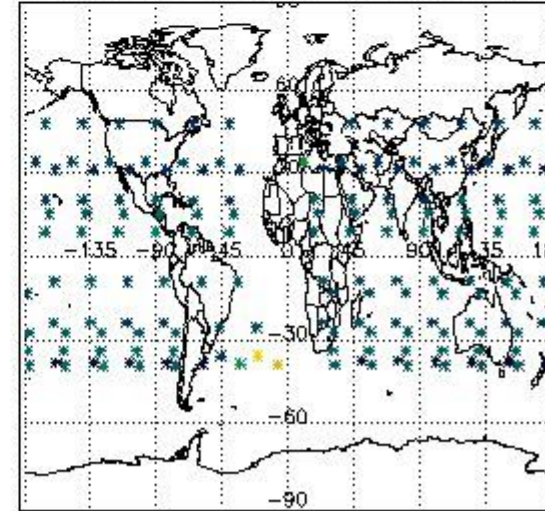
Percentage of flagged data per H2O profile



Percentage of flagged data per NO2 profile



Percentage of flagged data per NO3 profile

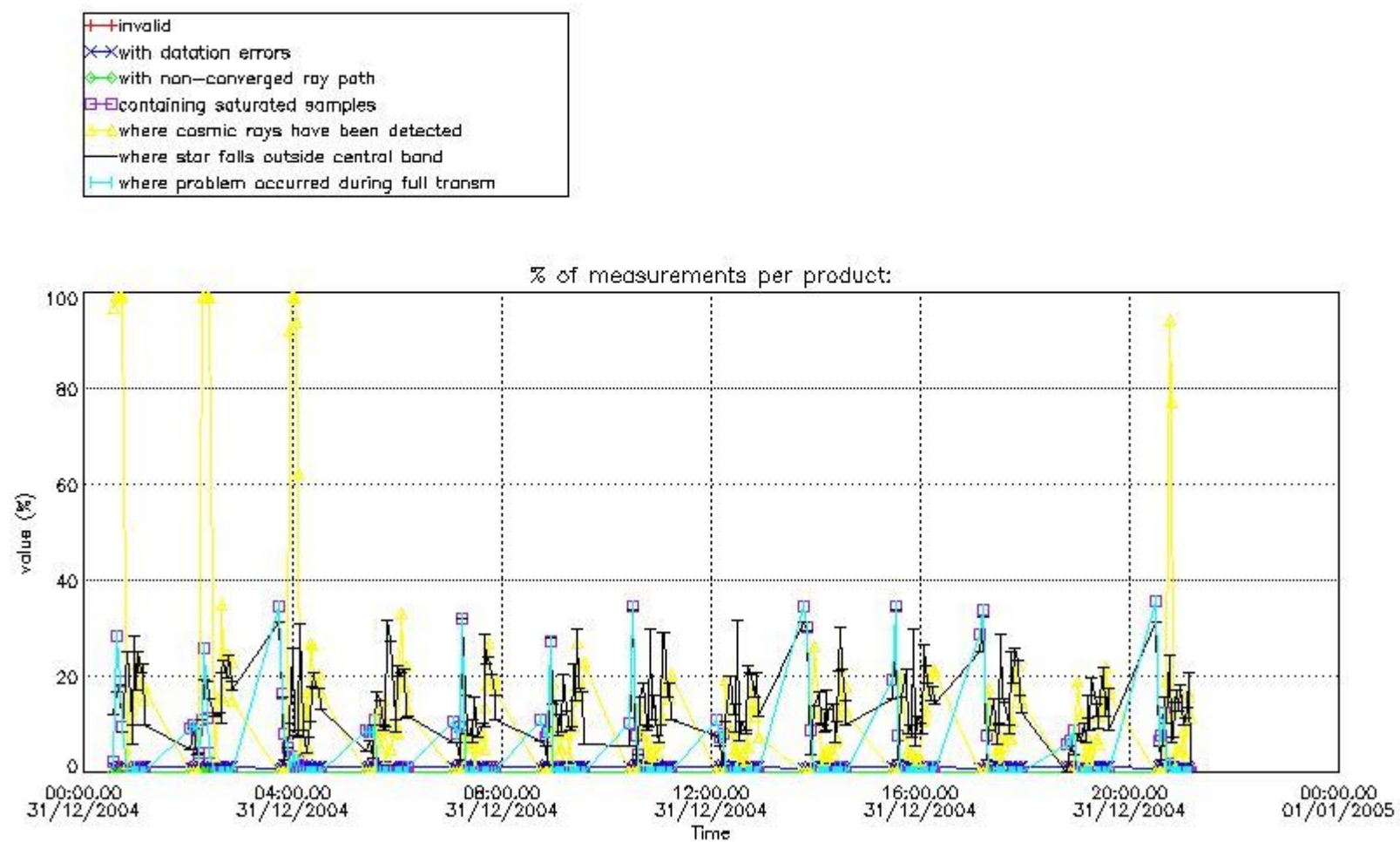


4. Level 1 quality information per product

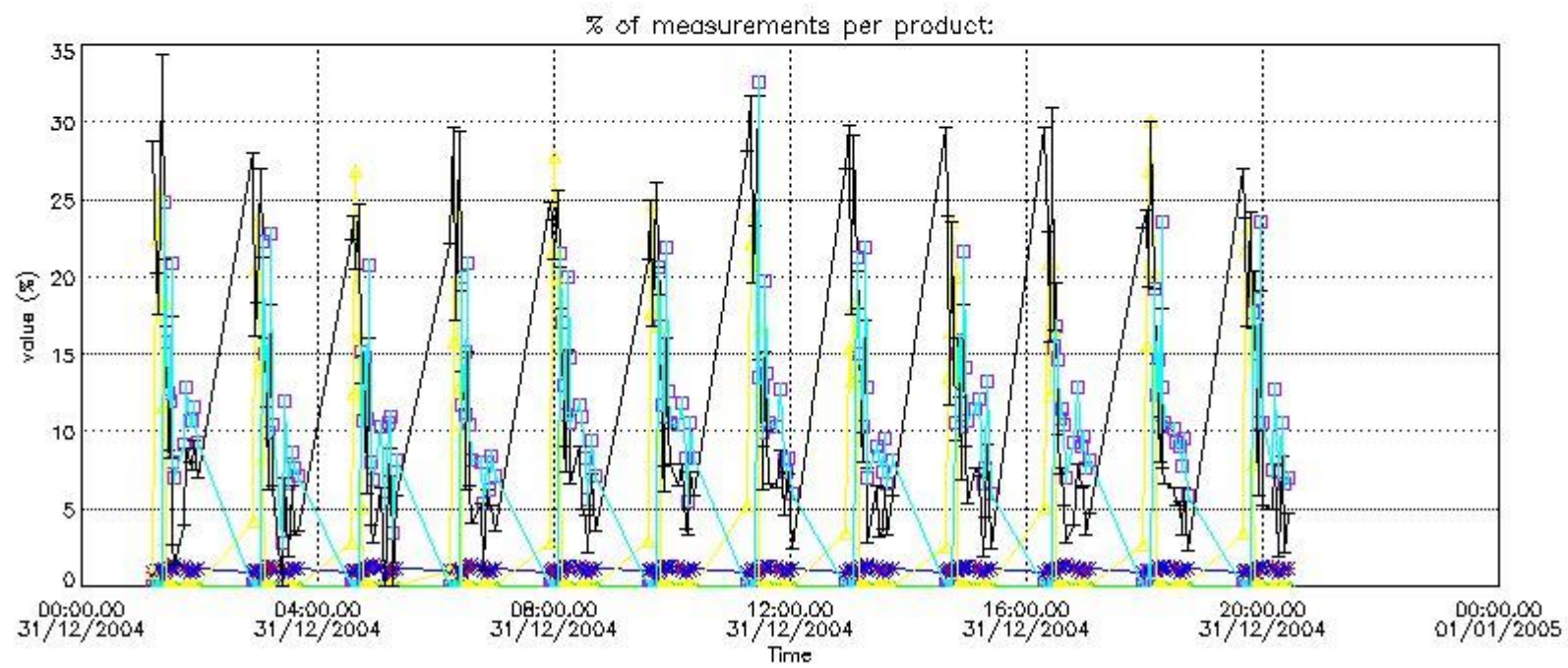
In this section it is plotted some information contained in the Quality Summary data set of the level 2 products that comes from the level 1b processing. Products without errors (error flag in the MPH set to "0") are used.

4.1 Plot quality information per product (time dependant) coming from level 1b processing

4.1.1 Plot level 1 quality information per product (time dependant): ENVISAT ASCENDING passes



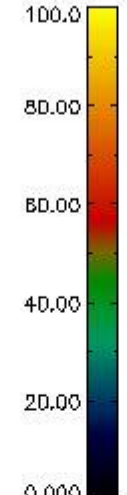
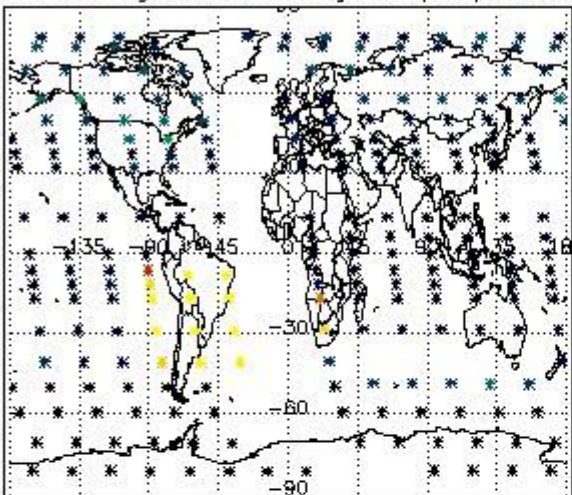
4.1.2 Plot level 1 quality information per product (time dependant): ENVISAT DESCENDING passes



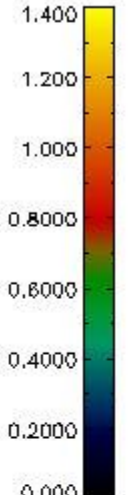
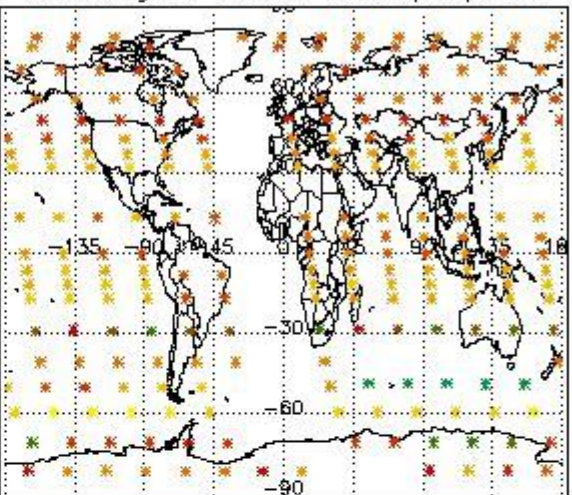
4.2 Plot quality information per product coming from level 1b processing (world map)

4.2.1 Plot level 1 quality information per product (world map): ENVISAT ASCENDING passes

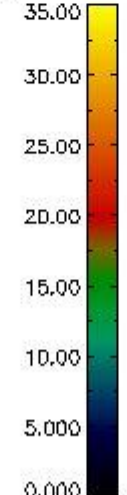
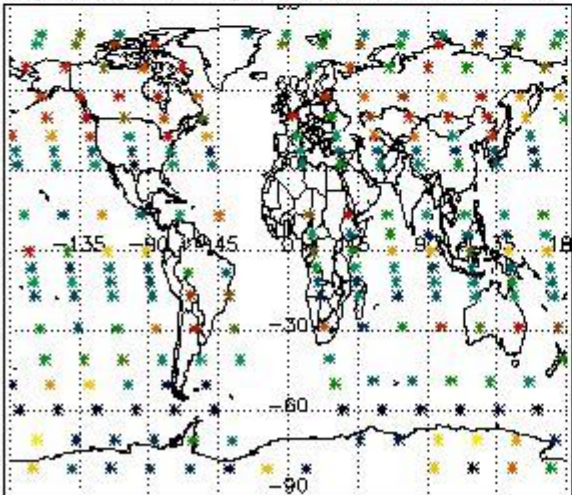
Percentage of cosmic ray hits per profile



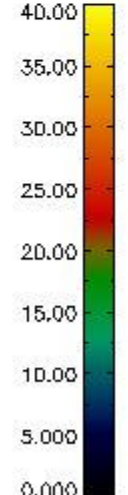
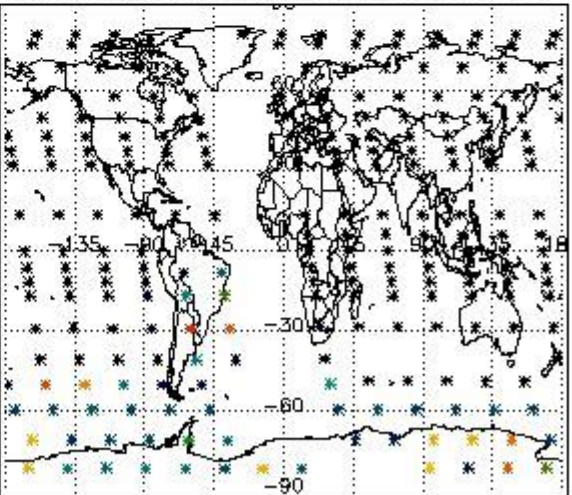
Percentage of datation errors per profile



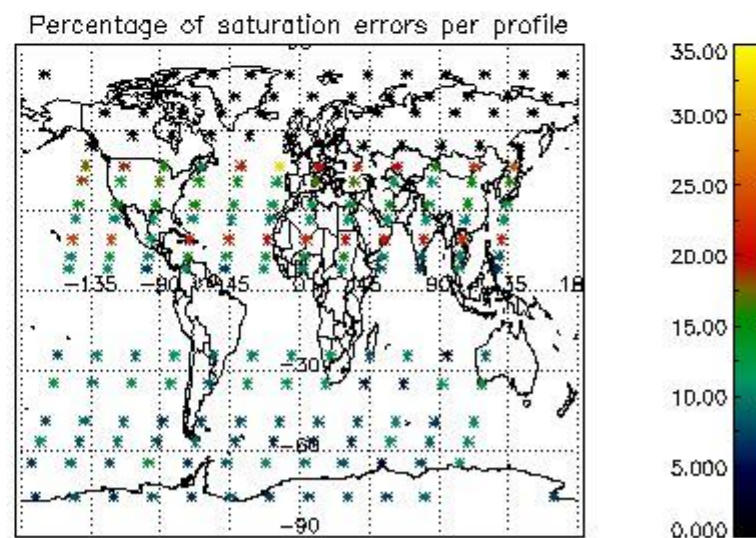
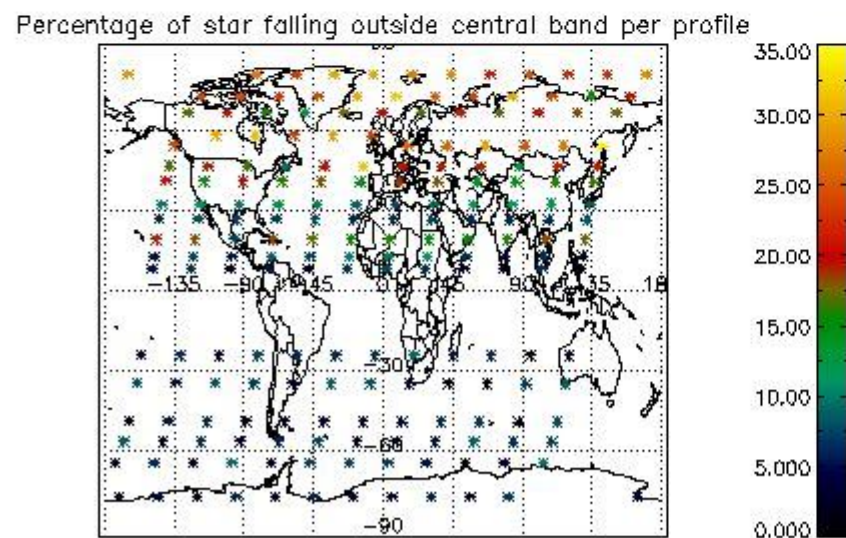
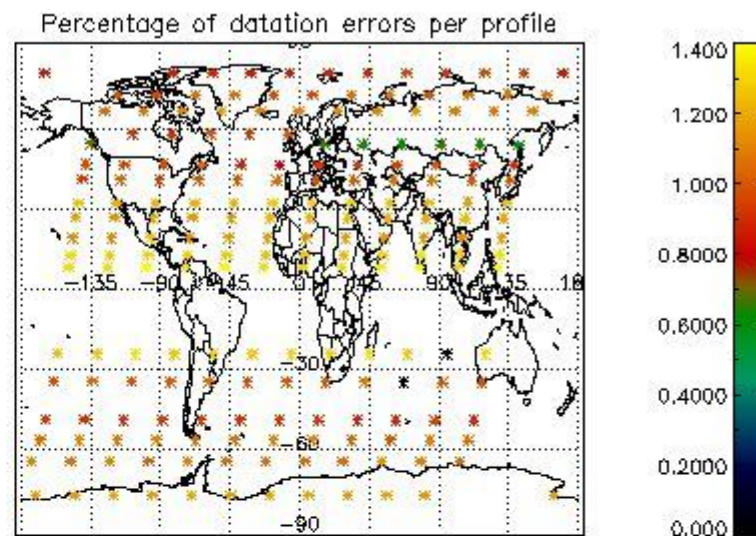
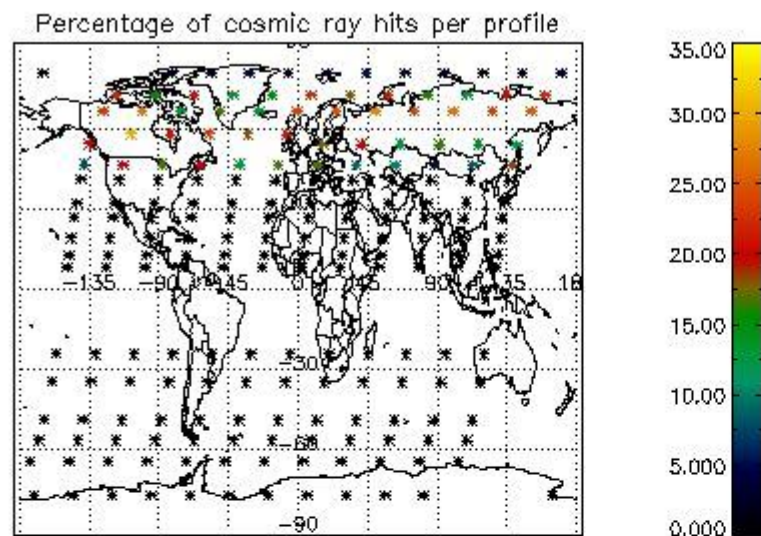
Percentage of star falling outside central band per profile



Percentage of saturation errors per profile



4.2.2 Plot level 1 quality information per product (world map): ENVISAT DESCENDING passes



5. Trace gas profiles

5.1 Ozone statistics based on quality of products

The final quality of the products can be "measured" using the STD (Standard Deviation) attached to every point profile. This information is written to the parameter GOM_NL__2P/NL_LOCAL_SPECIES_DENSITY/o3_std of the level 2 products. The table below shows the statistics for given STD ranges.

The statistics are given with respect to the overall valid production:

- Products without fatal errors: GOM_NL__2P/MPH/PRODUCT_ERR=0
- Valid point profile: GOM_NL__2P/NL_LOCAL_SPECIES_DENSITY/pcd(0)=0

The 'Criteria' is applied to valid points of dark limb products:

- Products in dark limb illumination condition: GOM_NL__2P/NL_SUMMARY_QUALITY/obs_ill_cond=0
- Products without fatal errors: GOM_NL__2P/MPH/PRODUCT_ERR=0
- Valid point profile: GOM_NL__2P/NL_LOCAL_SPECIES_DENSITY/pcd(0)=0

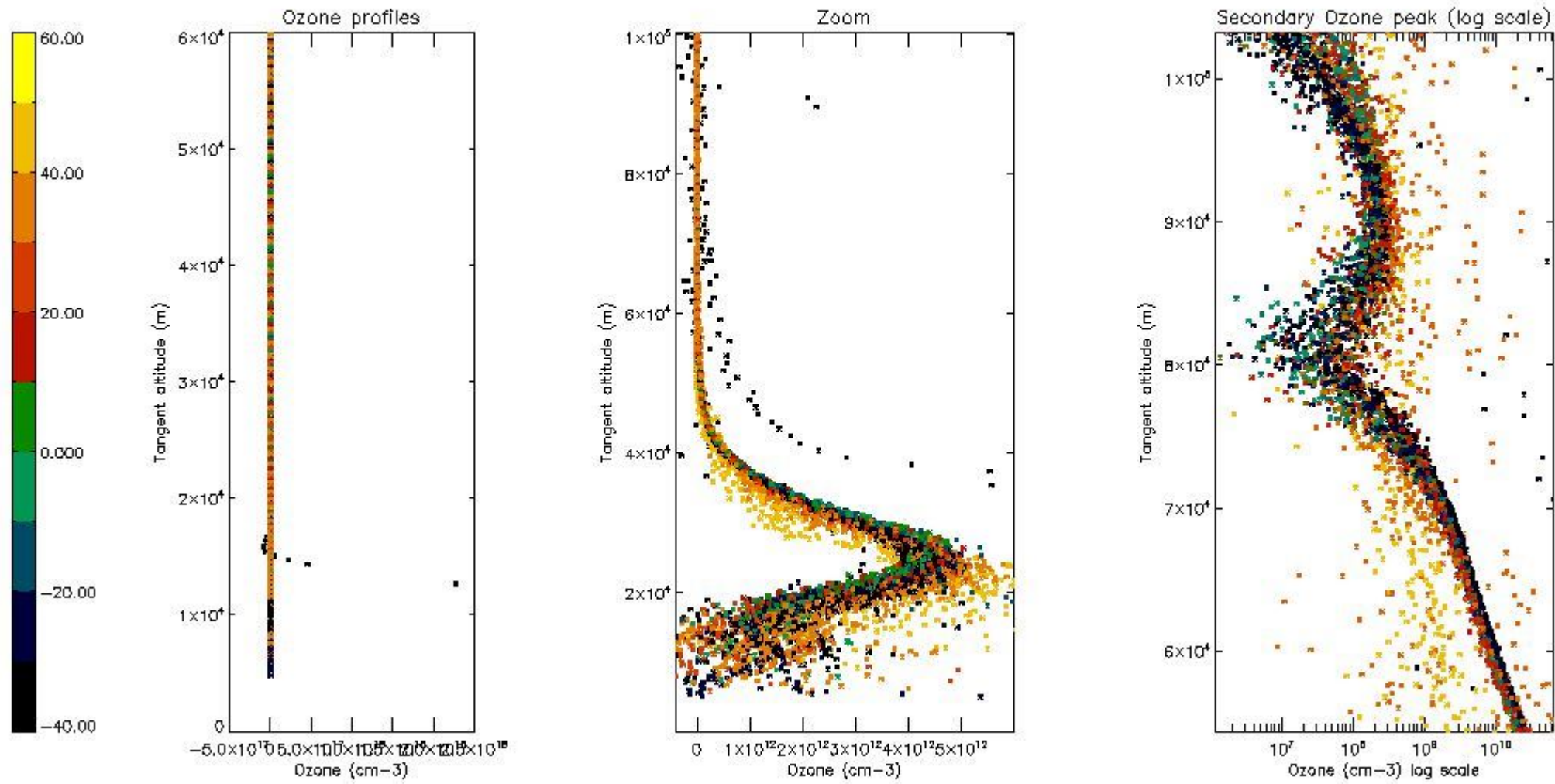
So, the table below shows the percentage of dark limb and valid observations for each criteria with respect to the overall valid daily observations.

Criteria	% of total production
All STD	36
STD < 20	20

STD < 10	16
STD < 5	11

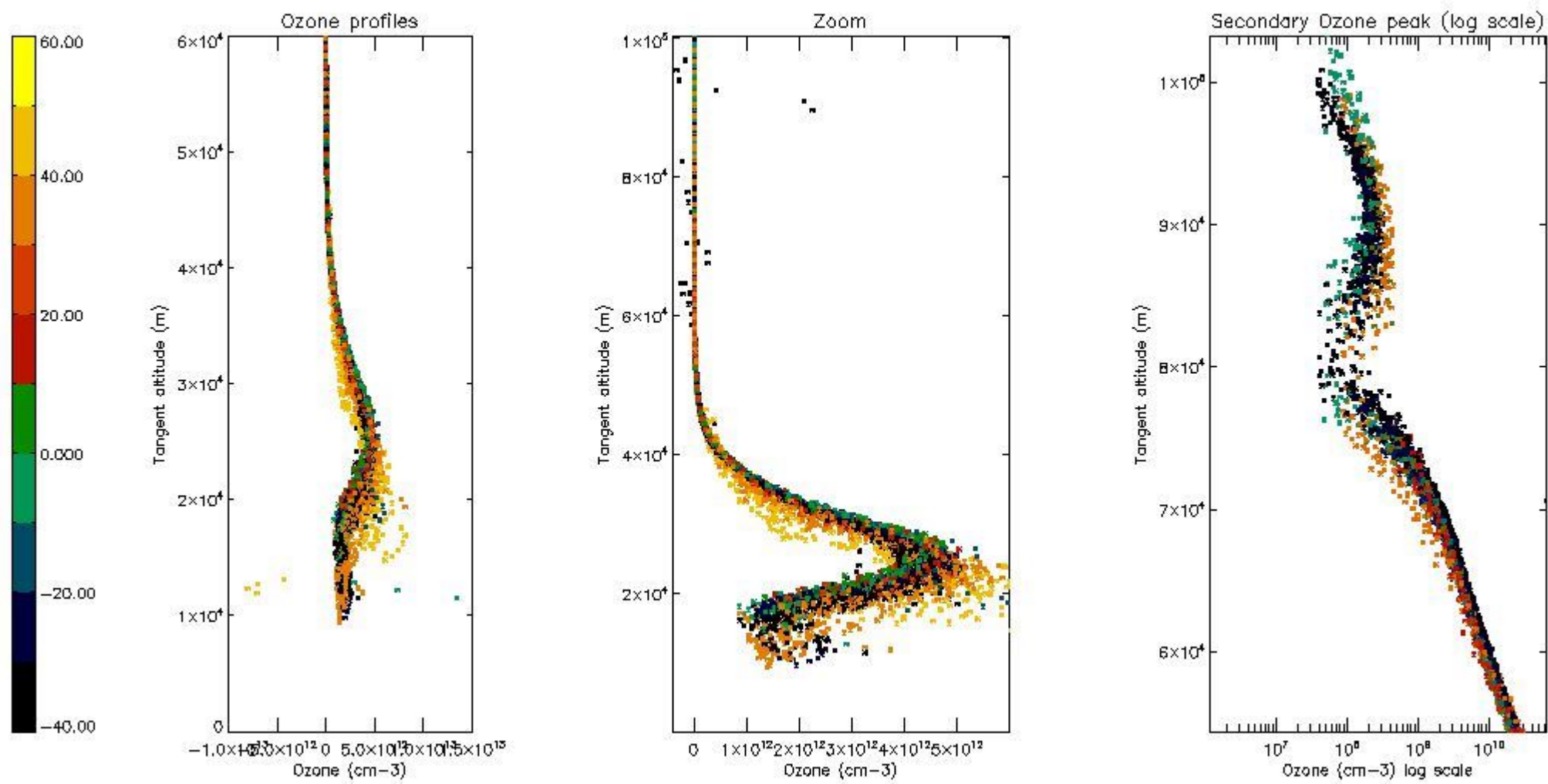
5.2 Plot ozone profiles for all STD (dark without errors)

The colorbar represents the latitude.



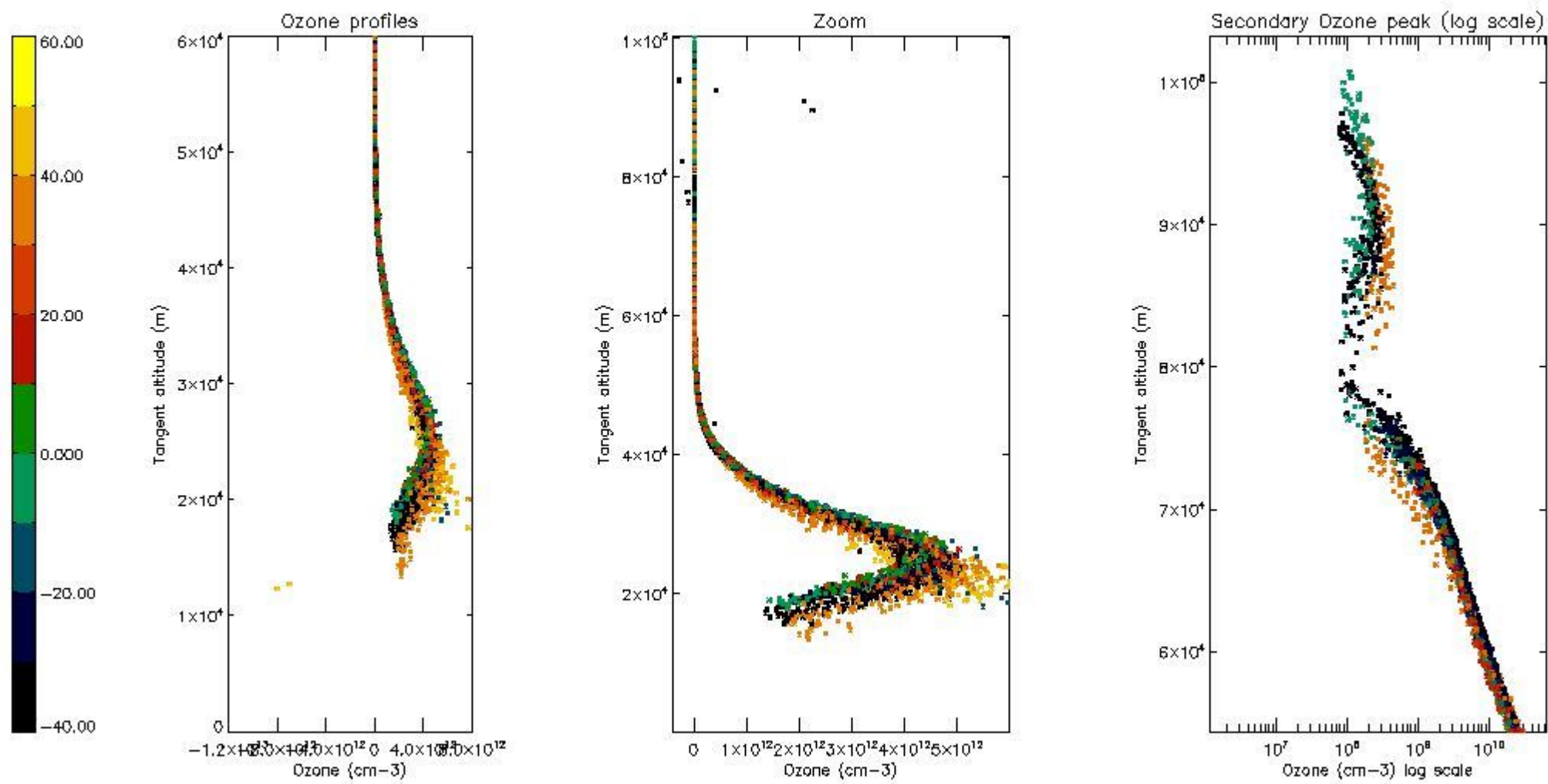
5.3 Plot ozone profiles where STD < 20% (dark without errors)

The colorbar represents the latitude.



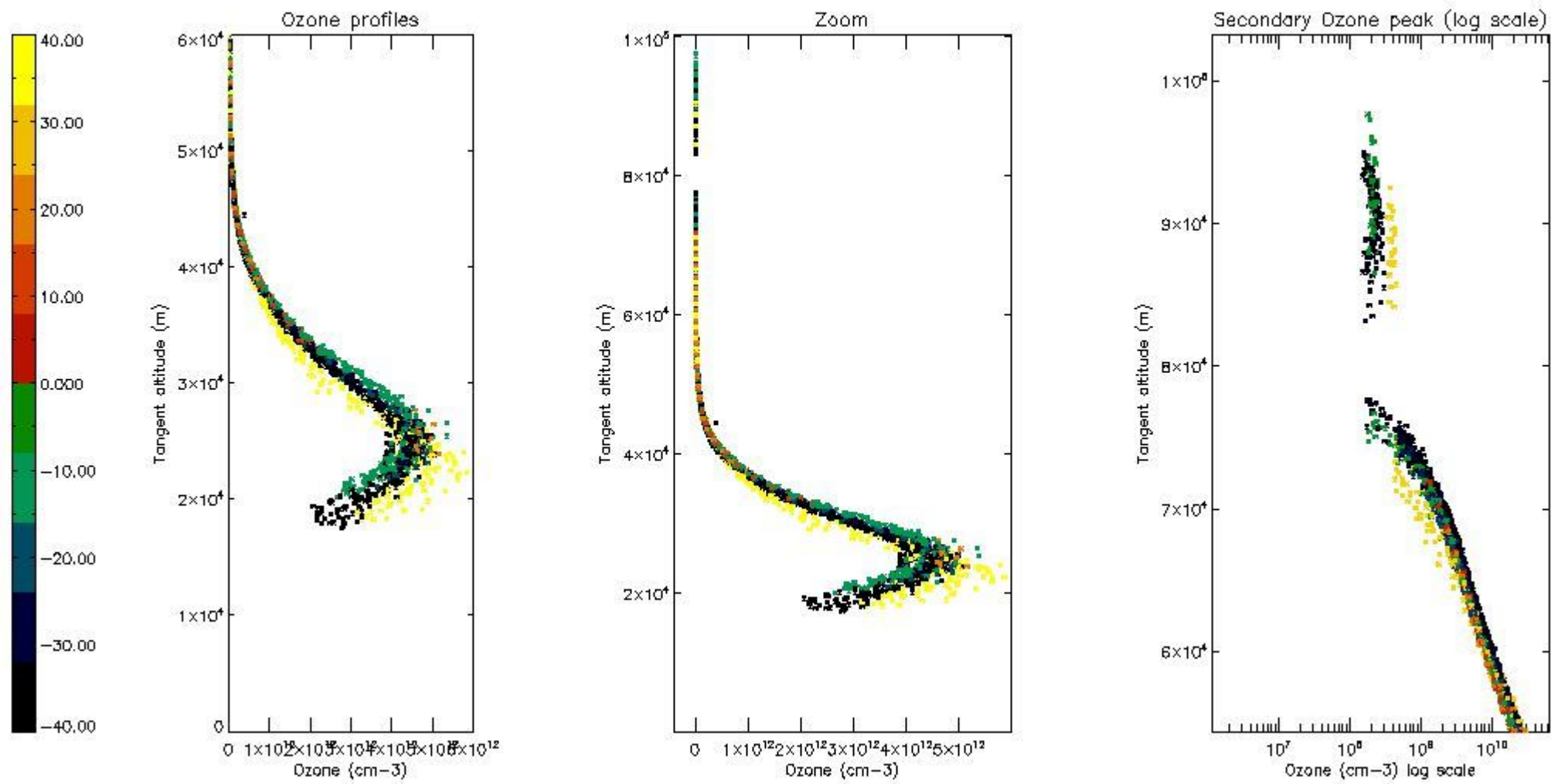
5.4 Plot ozone profiles where STD < 10% (dark without errors)

The colorbar represents the latitude.



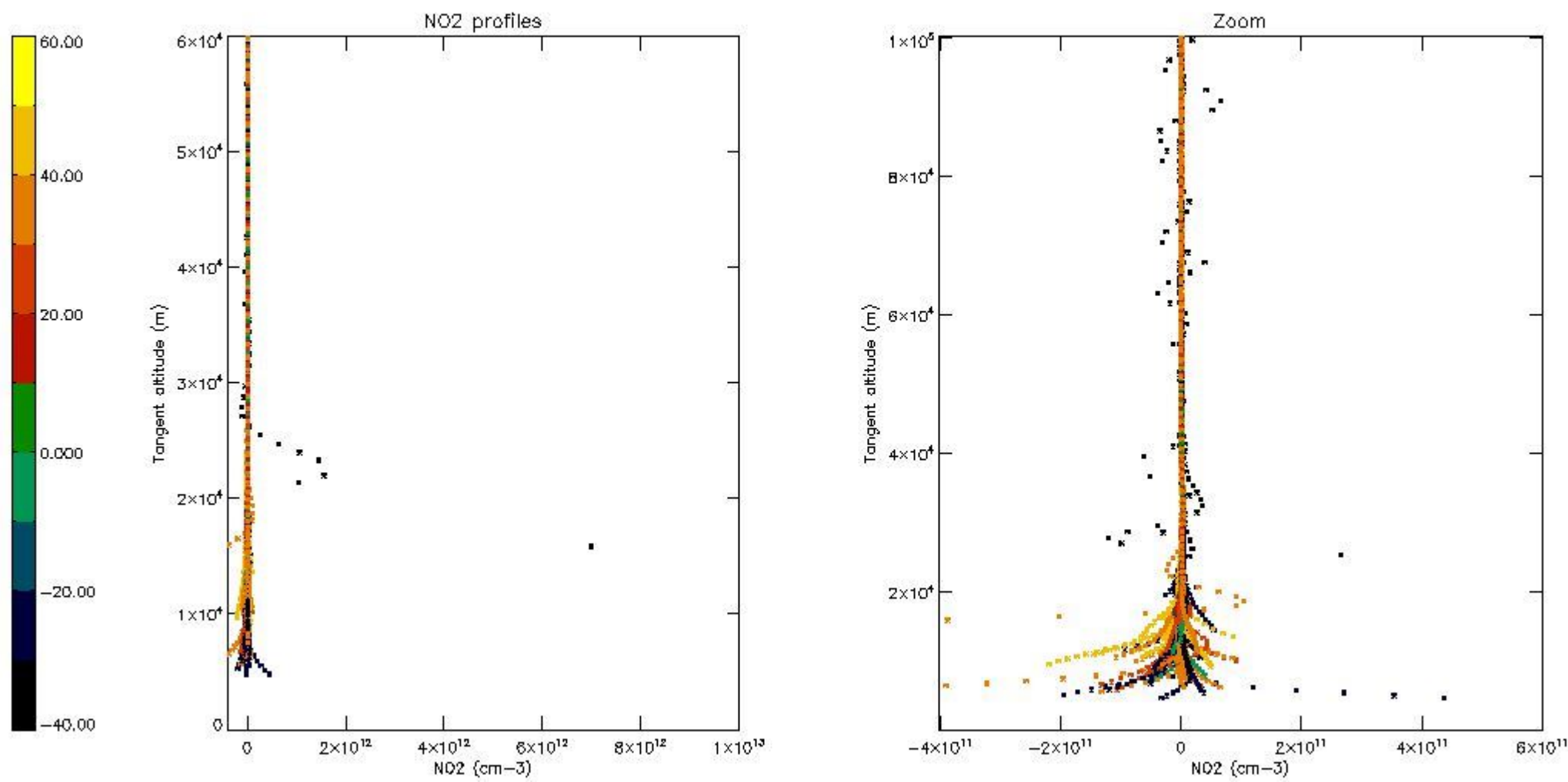
5.5 Plot ozone profiles where STD < 5% (dark without errors)

The colorbar represents the latitude.



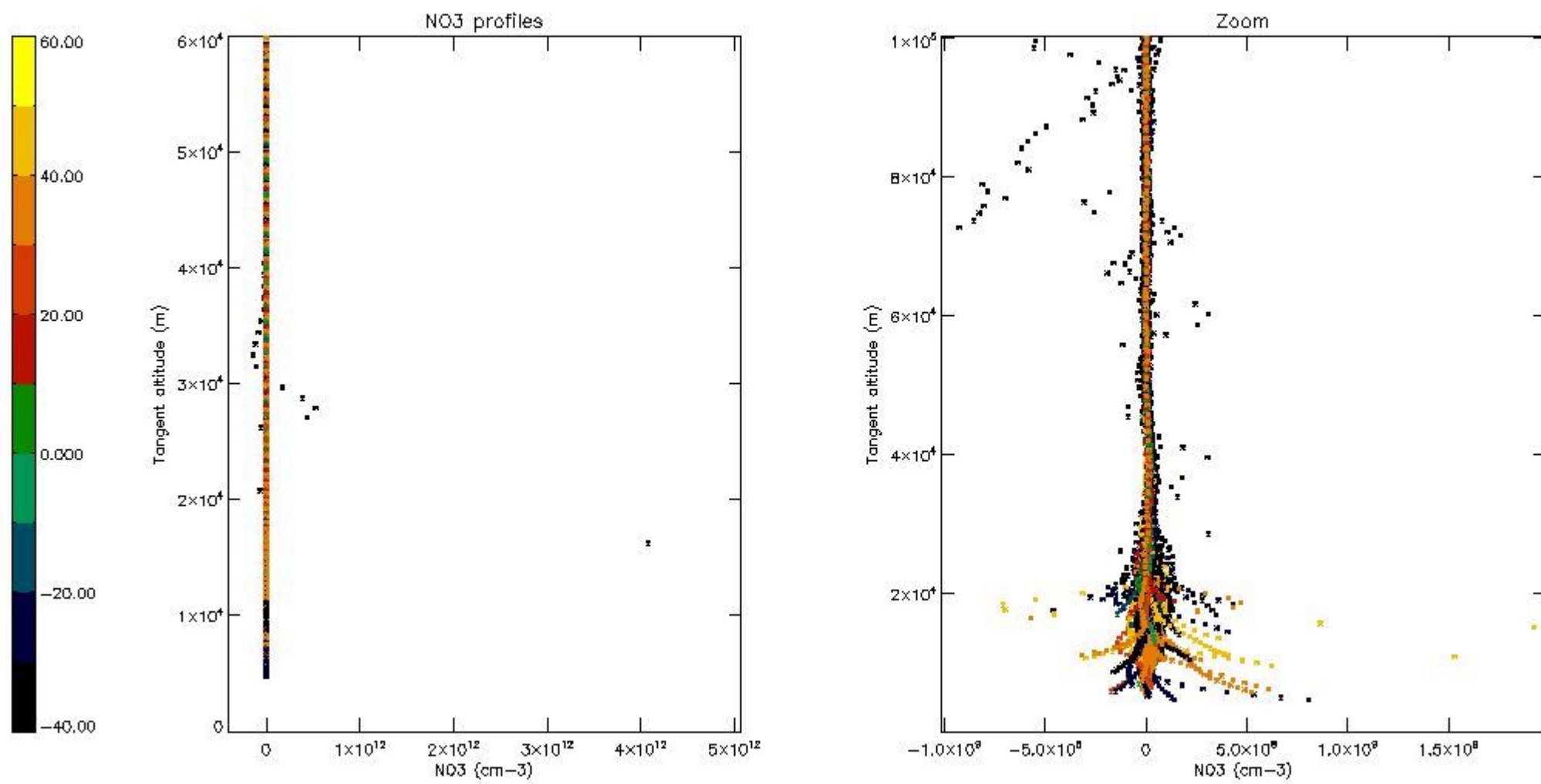
5.6 Plot NO₂ profiles for all STD (dark without errors)

The colorbar represents the latitude.



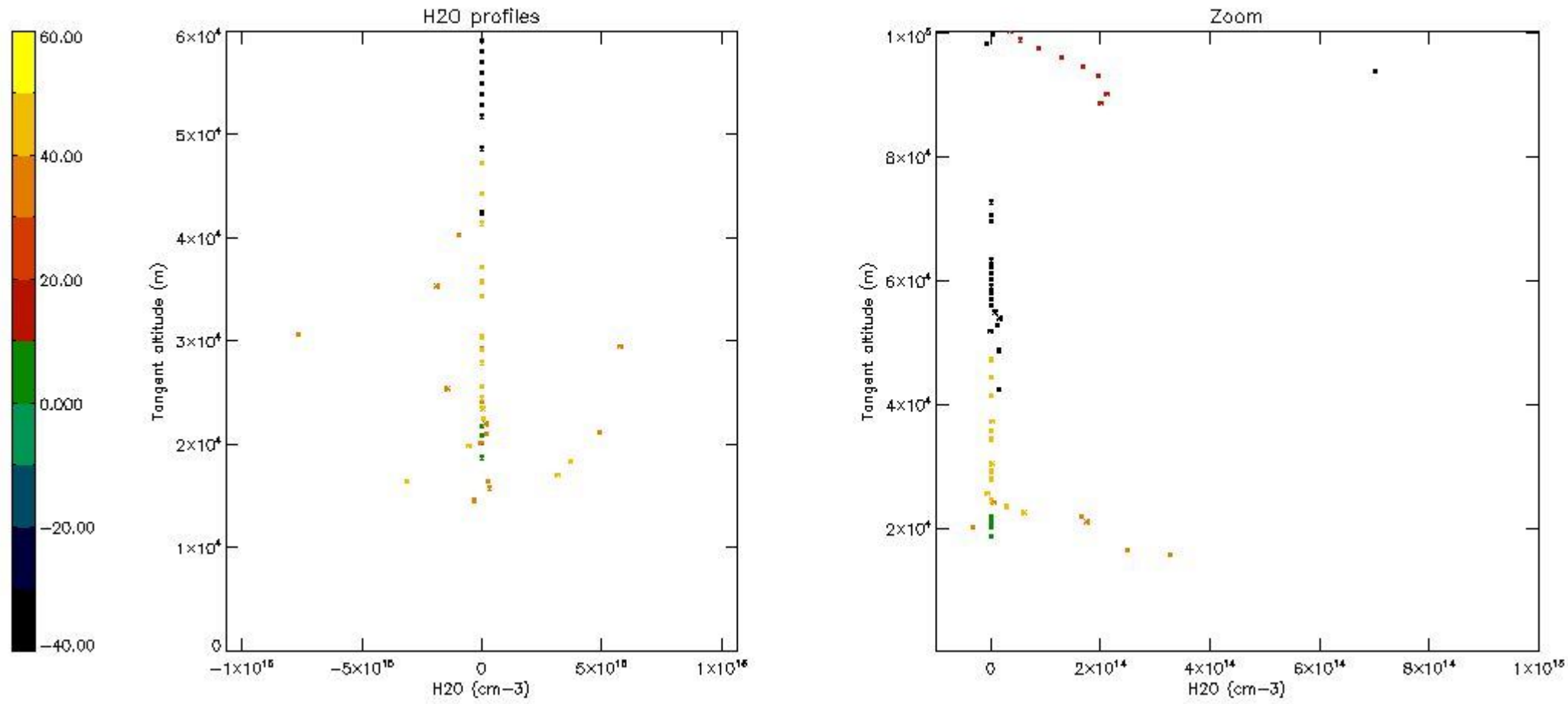
5.7 Plot NO3 profiles for all STD (dark without errors)

The colorbar represents the latitude.



5.8 Plot H2O profiles for all STD (only for occultations of stars 1,2,3,4,13,14,16,26,63 dark without errors)

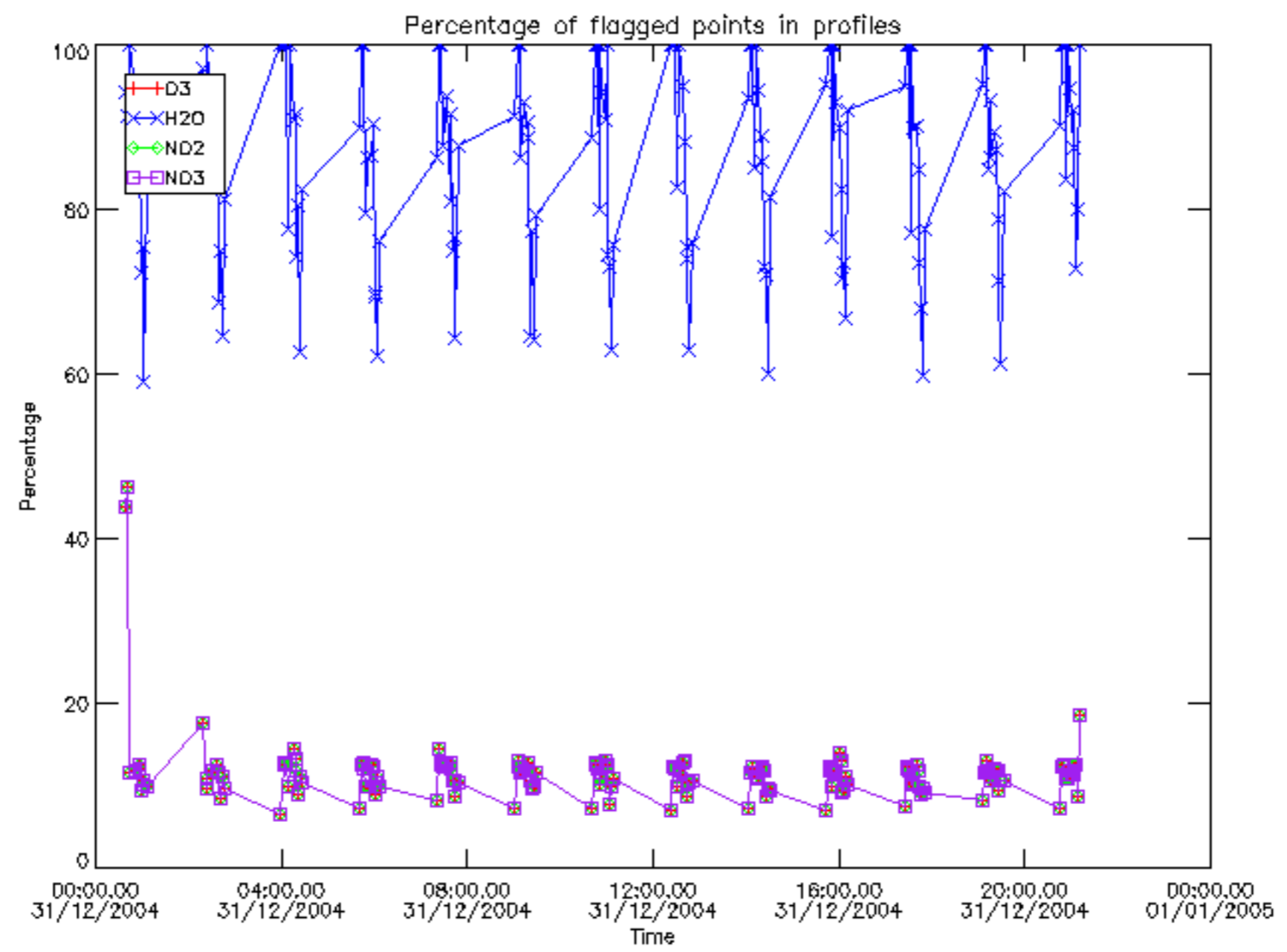
The colorbar represents the latitude.



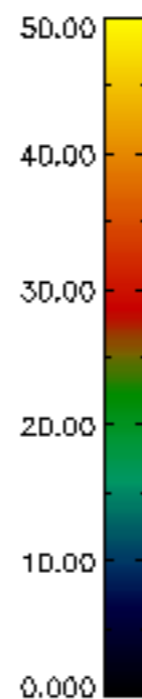
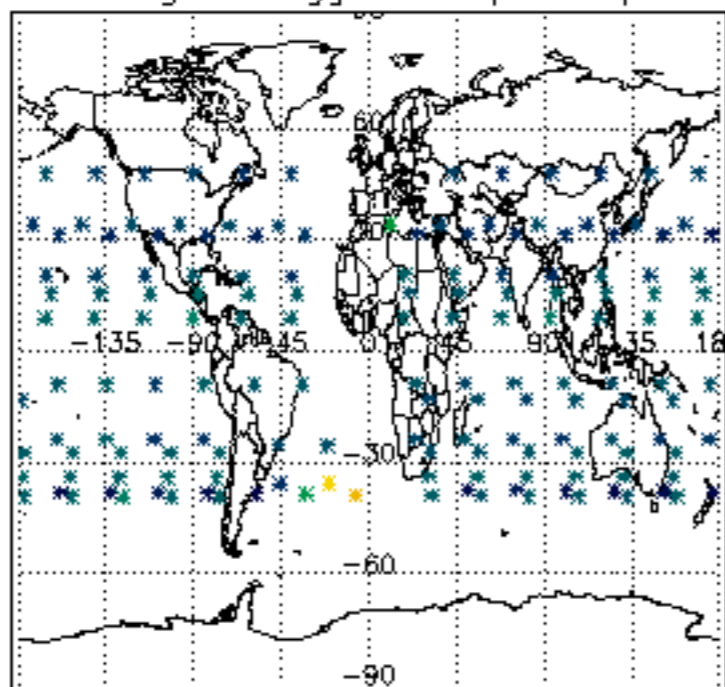
6. Auxiliary Data Files used for the production reported in section 2

The number reported in the third column indicates since which file (see list in section 2) the corresponding auxiliary file has been used. The fourth column is the date of those product files.

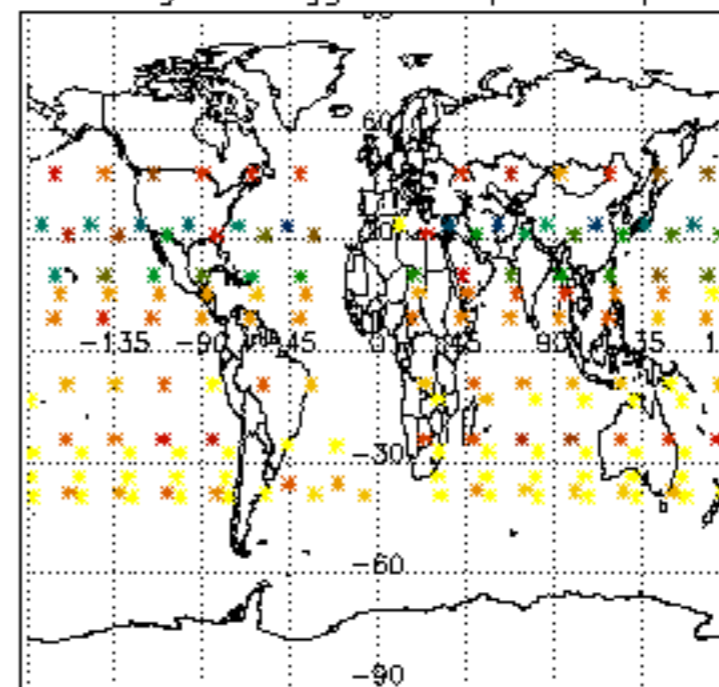
Type	Auxiliary Filename	Used since product	Used since product date
INST_PHYS_CHARACTERISTICS	GOM_INS_AXVIEC20091111_143220_20030716_120000_20500101_000000	1	31-DEC-2004 00:34:46
LEVEL-2_PROC_CONFIG	GOM_PR2_AXVIEC20091111_152718_20020301_000000_20500101_000000	1	31-DEC-2004 00:34:46
CROSS_SECTIONS_FILE	GOM_CRS_AXVIEC20091111_154832_20020301_000000_20500101_000000	1	31-DEC-2004 00:34:46



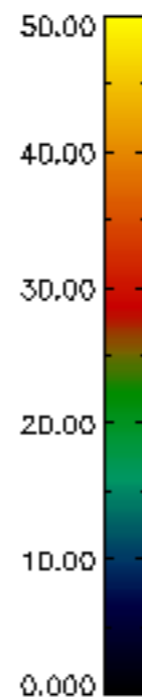
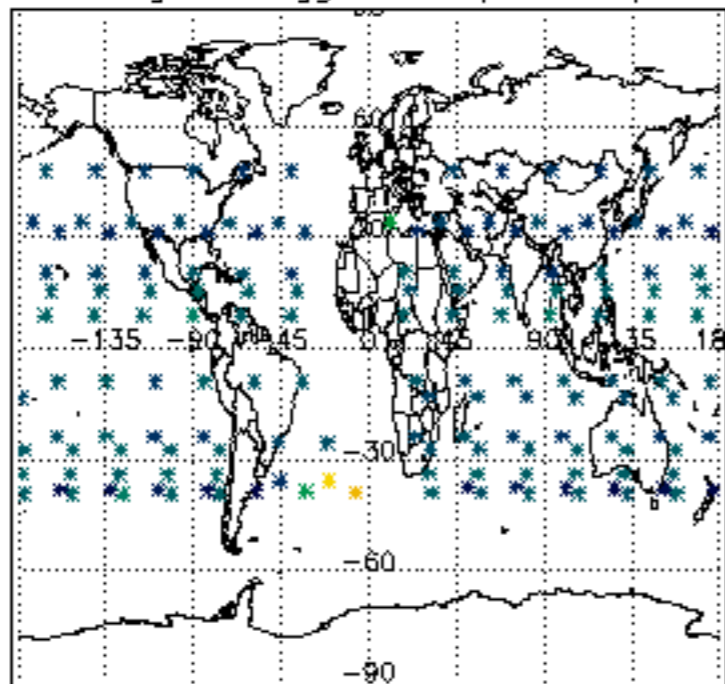
Percentage of flagged data per D3 profile



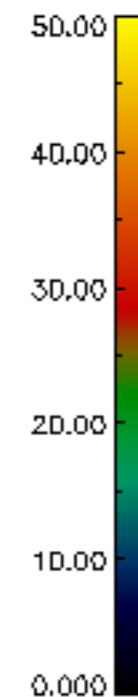
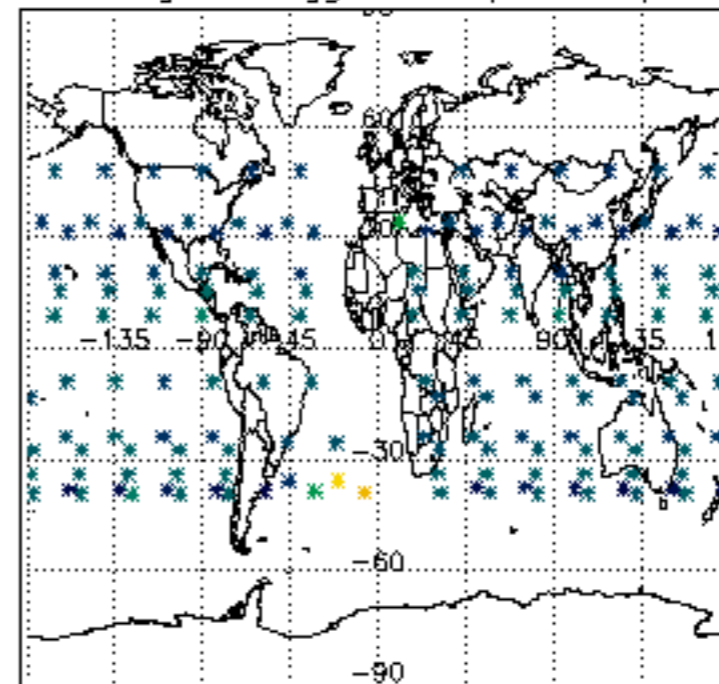
Percentage of flagged data per H2O profile

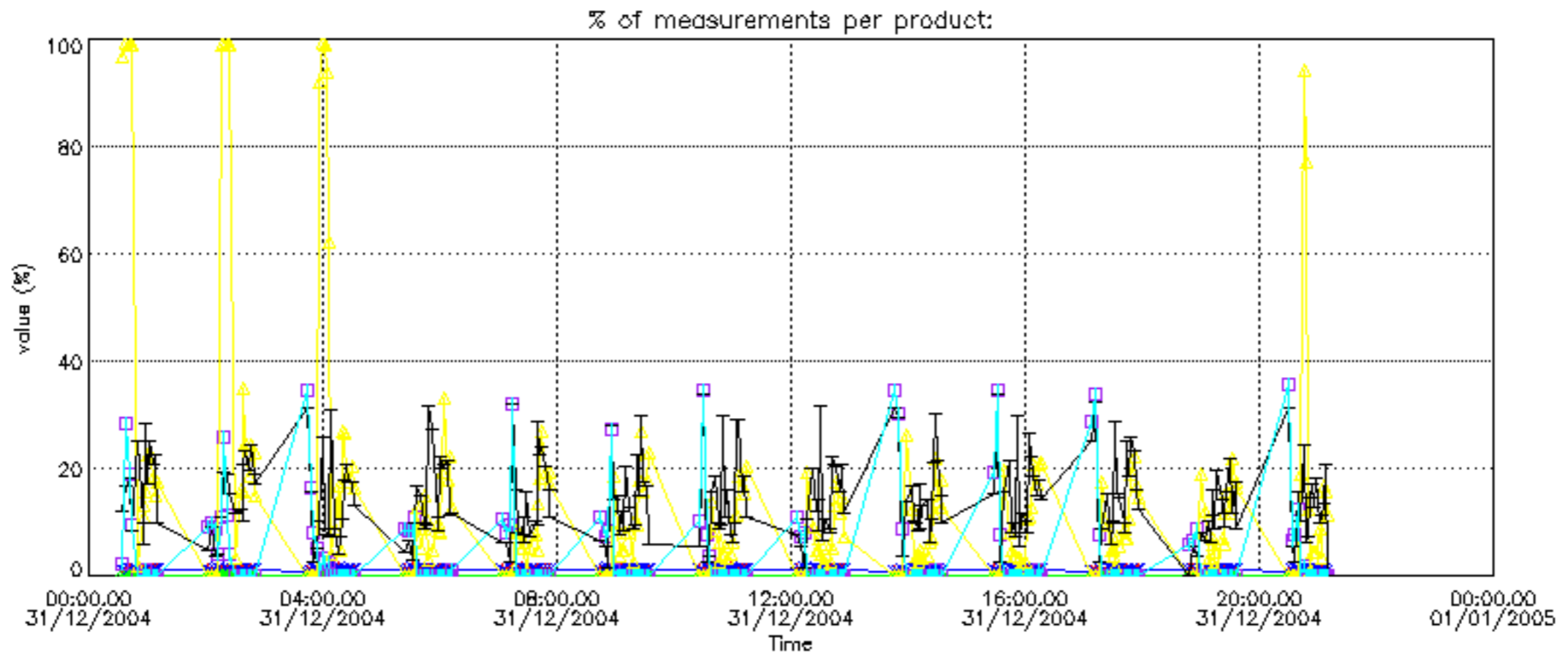


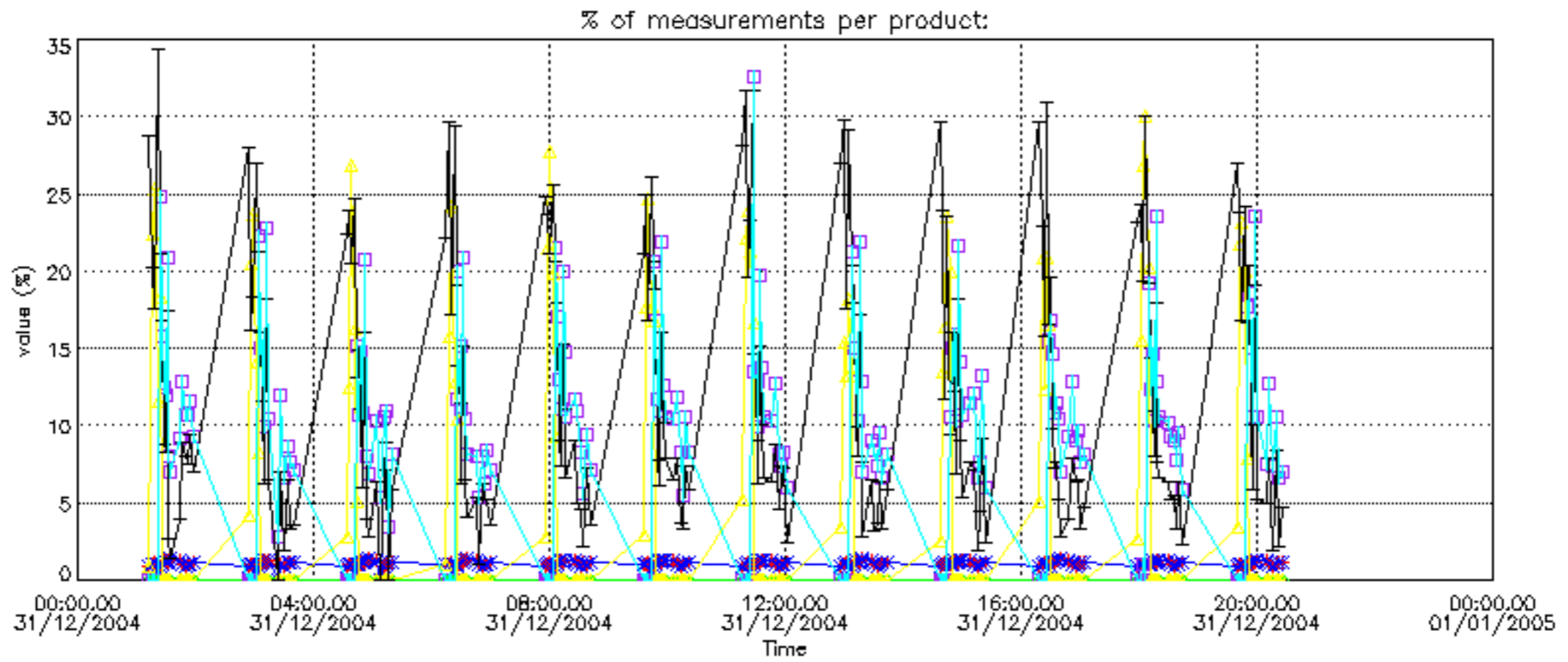
Percentage of flagged data per NO2 profile



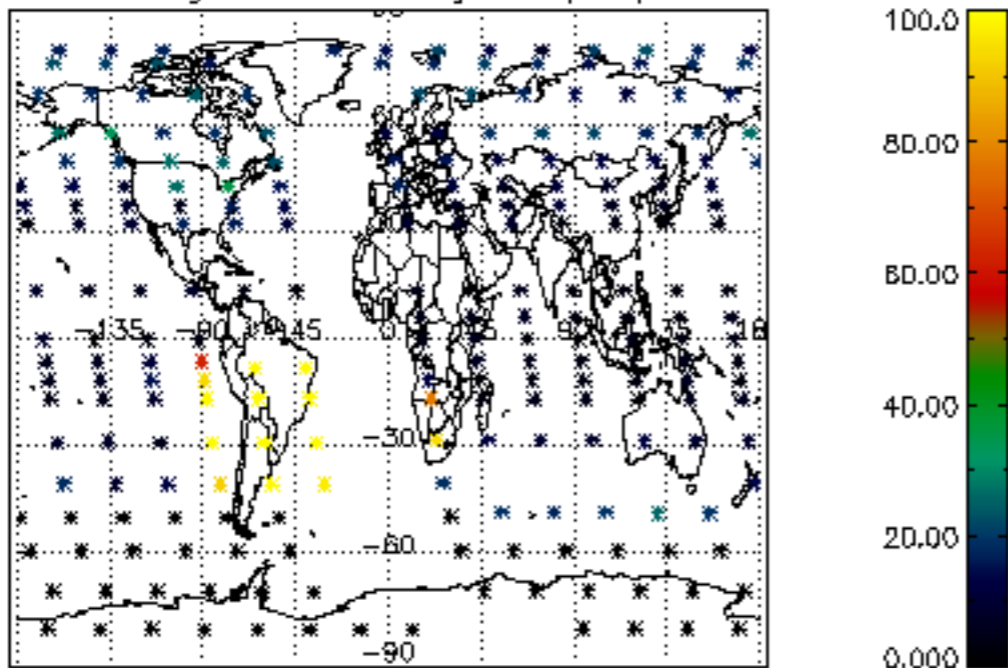
Percentage of flagged data per NO3 profile



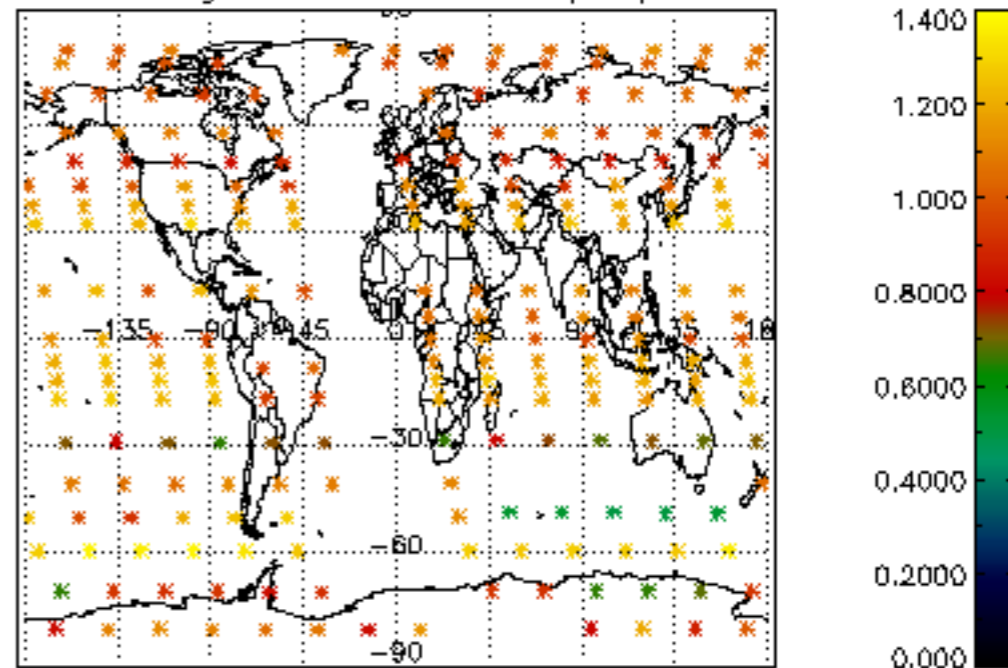




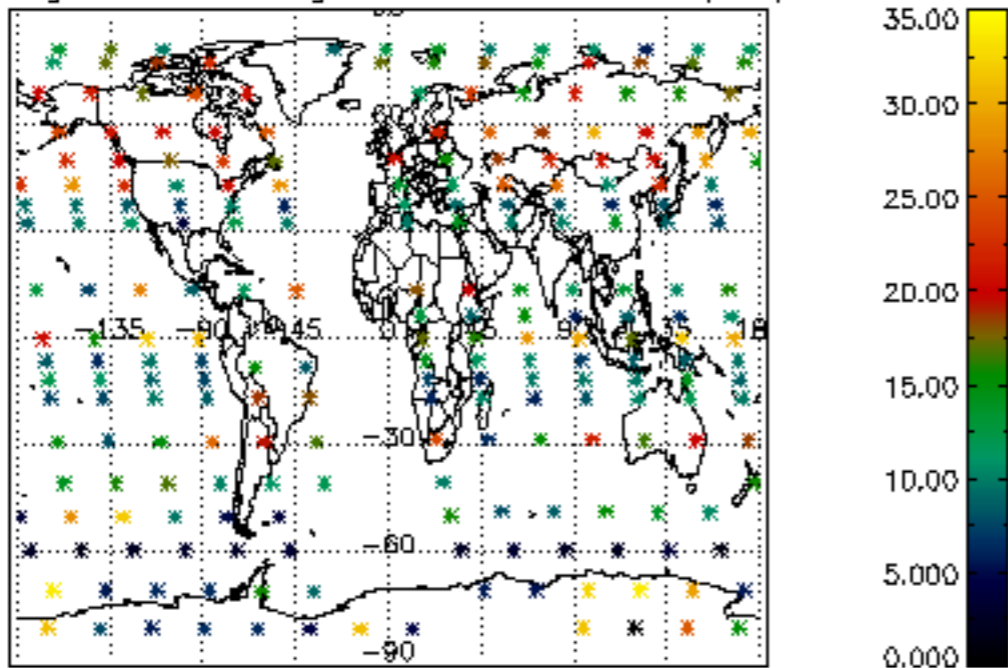
Percentage of cosmic ray hits per profile



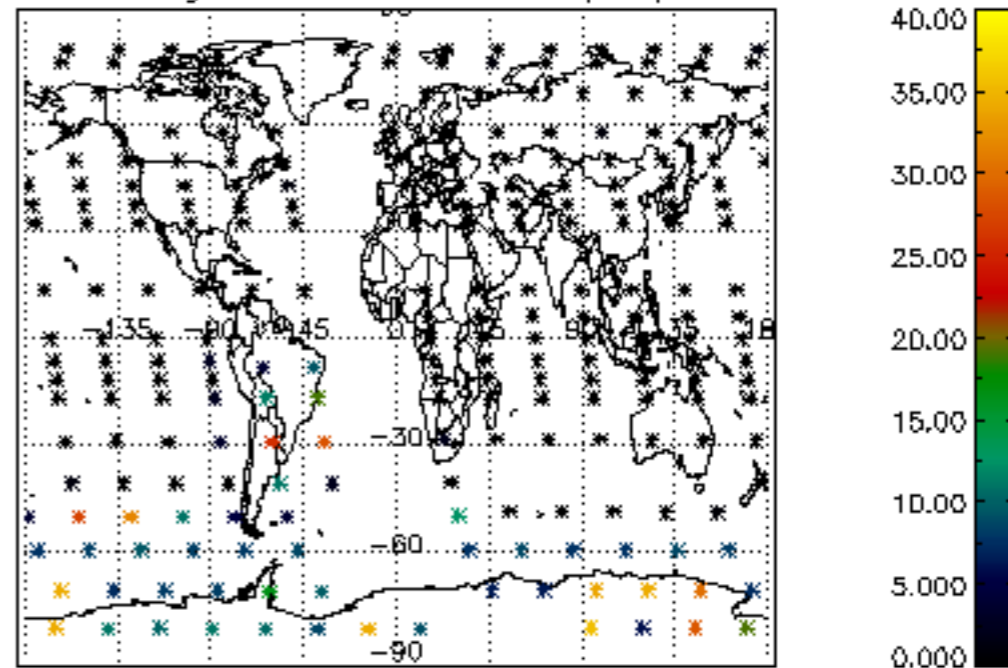
Percentage of datation errors per profile



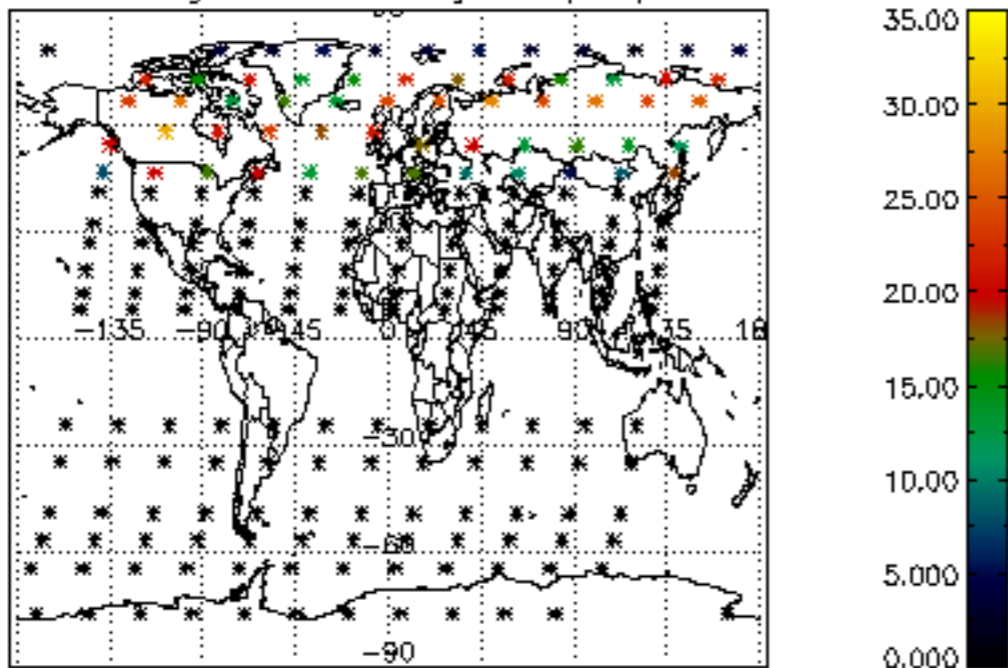
Percentage of star falling outside central band per profile



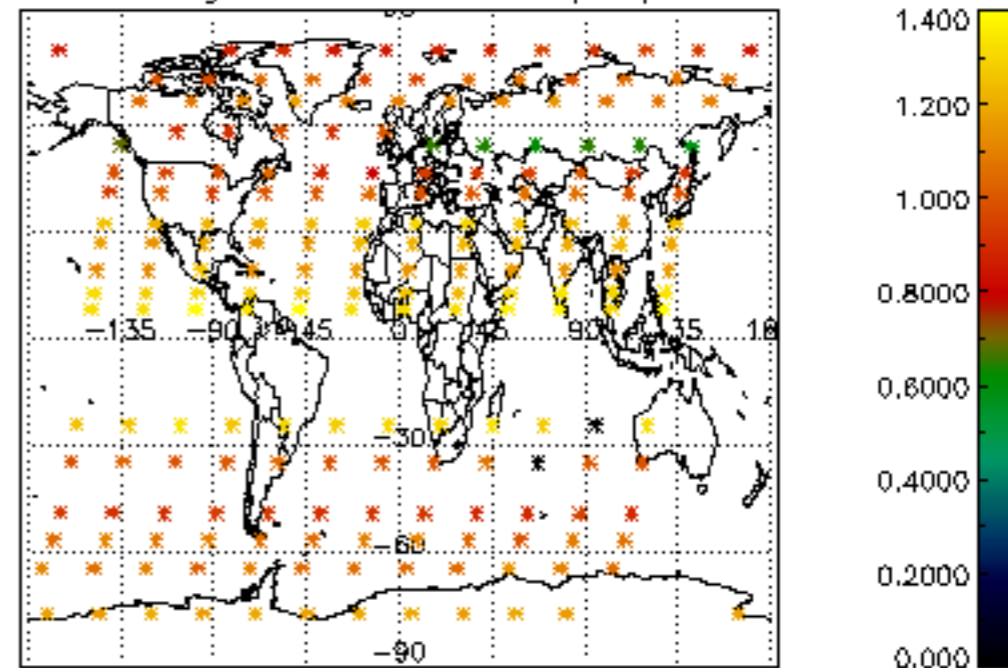
Percentage of saturation errors per profile



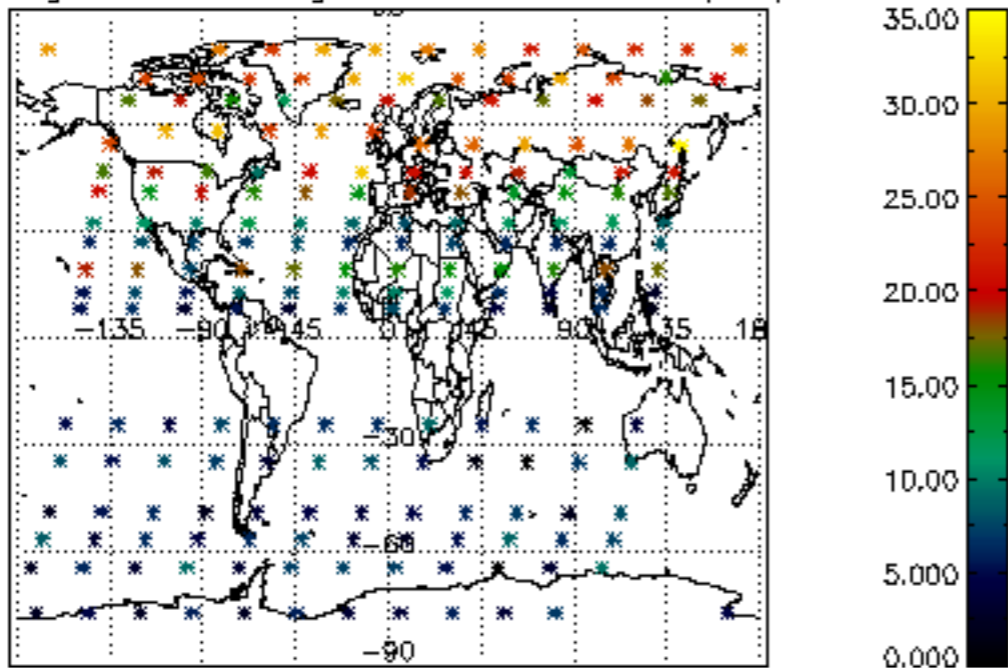
Percentage of cosmic ray hits per profile



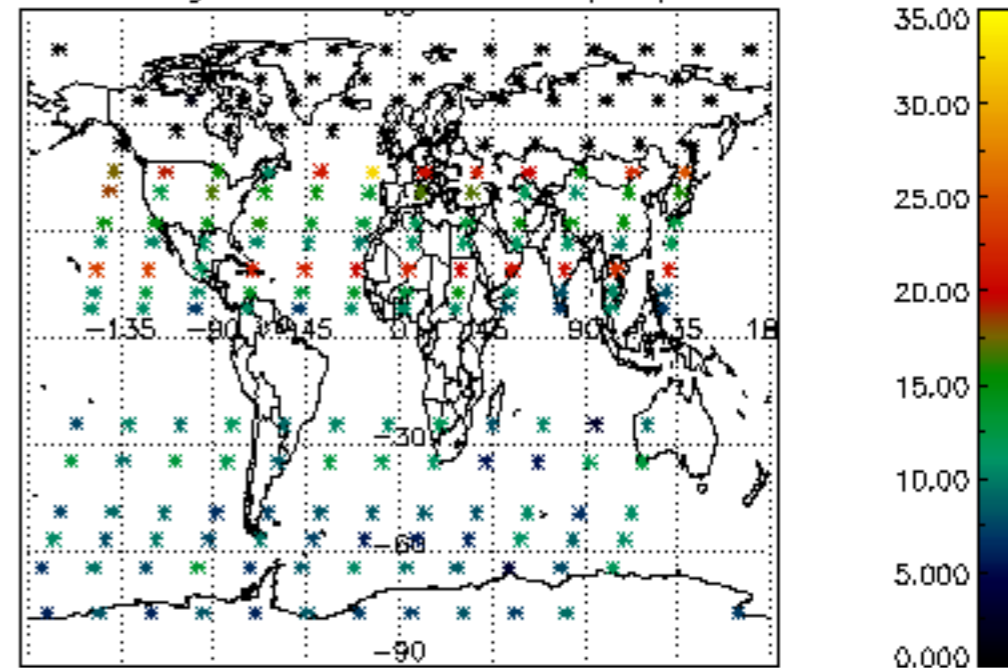
Percentage of datation errors per profile

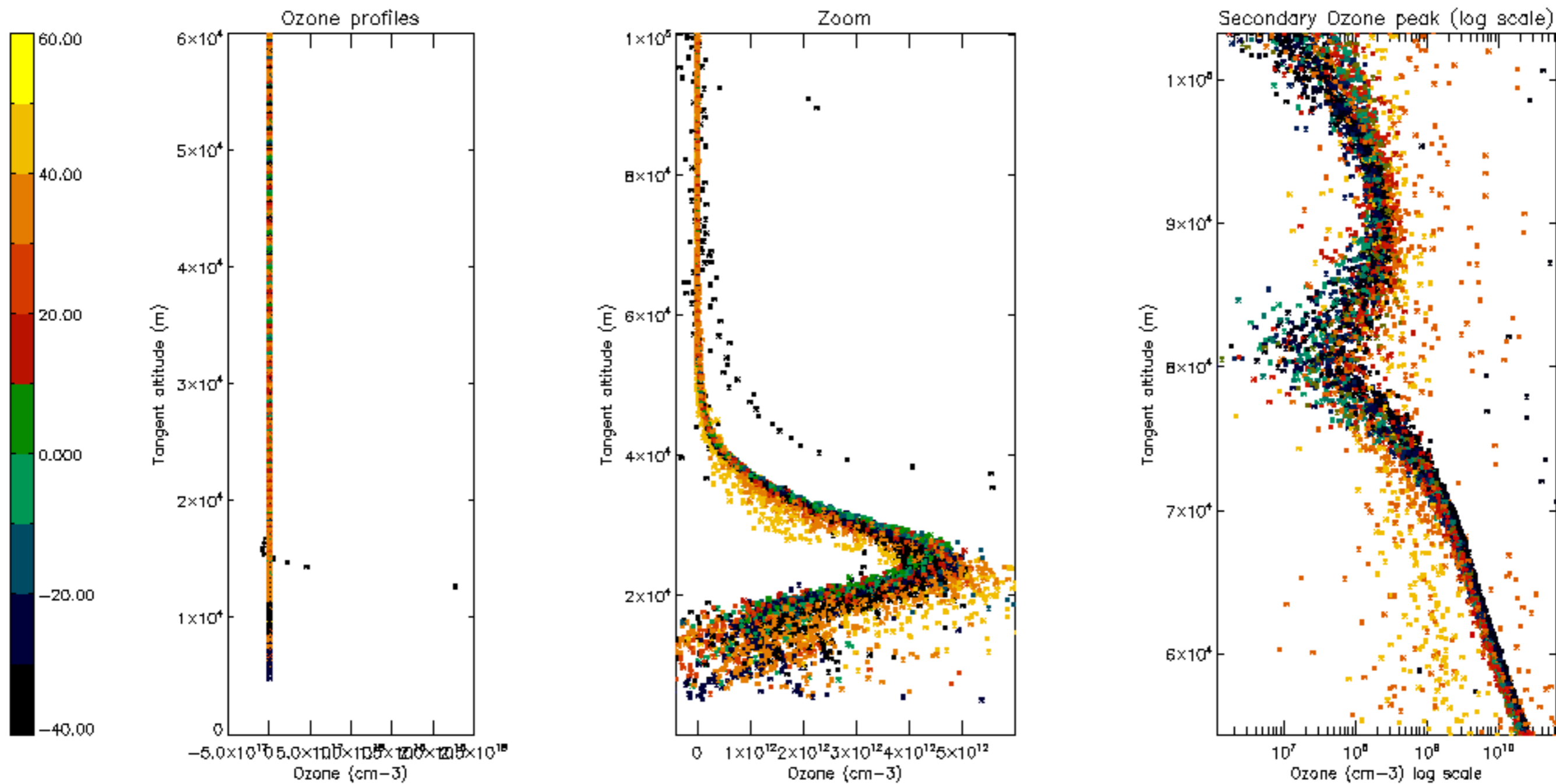


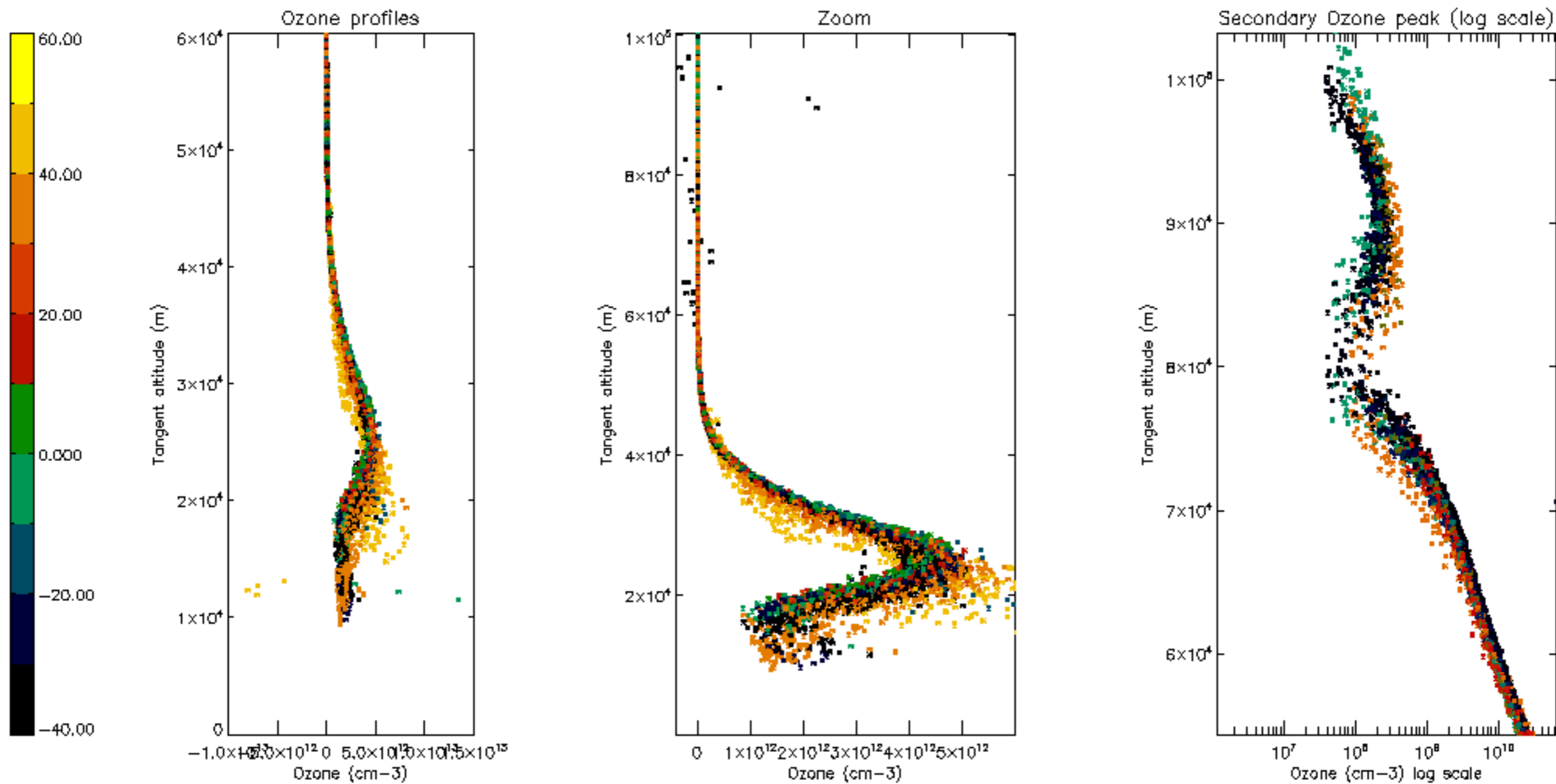
Percentage of star falling outside central band per profile

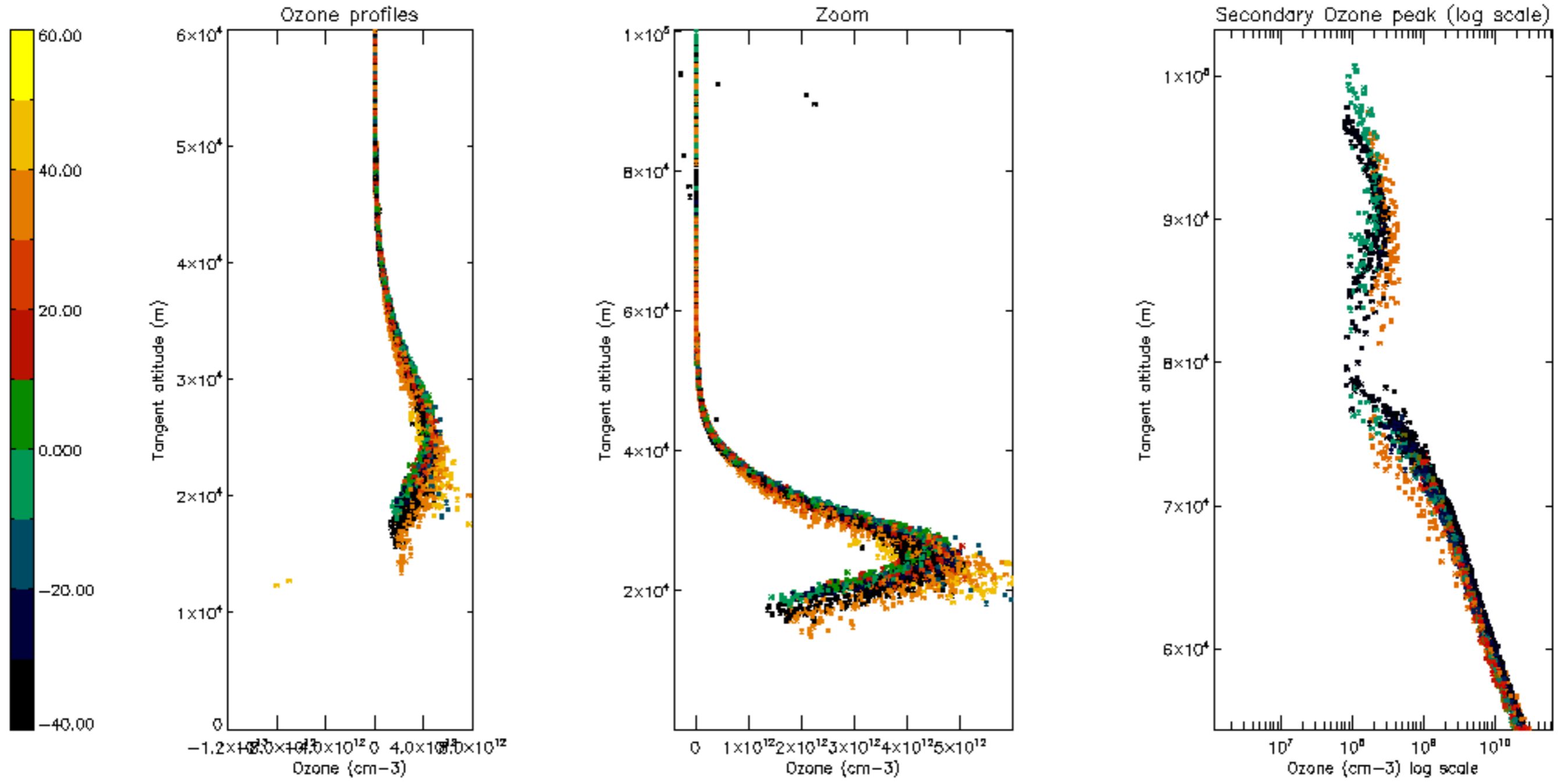


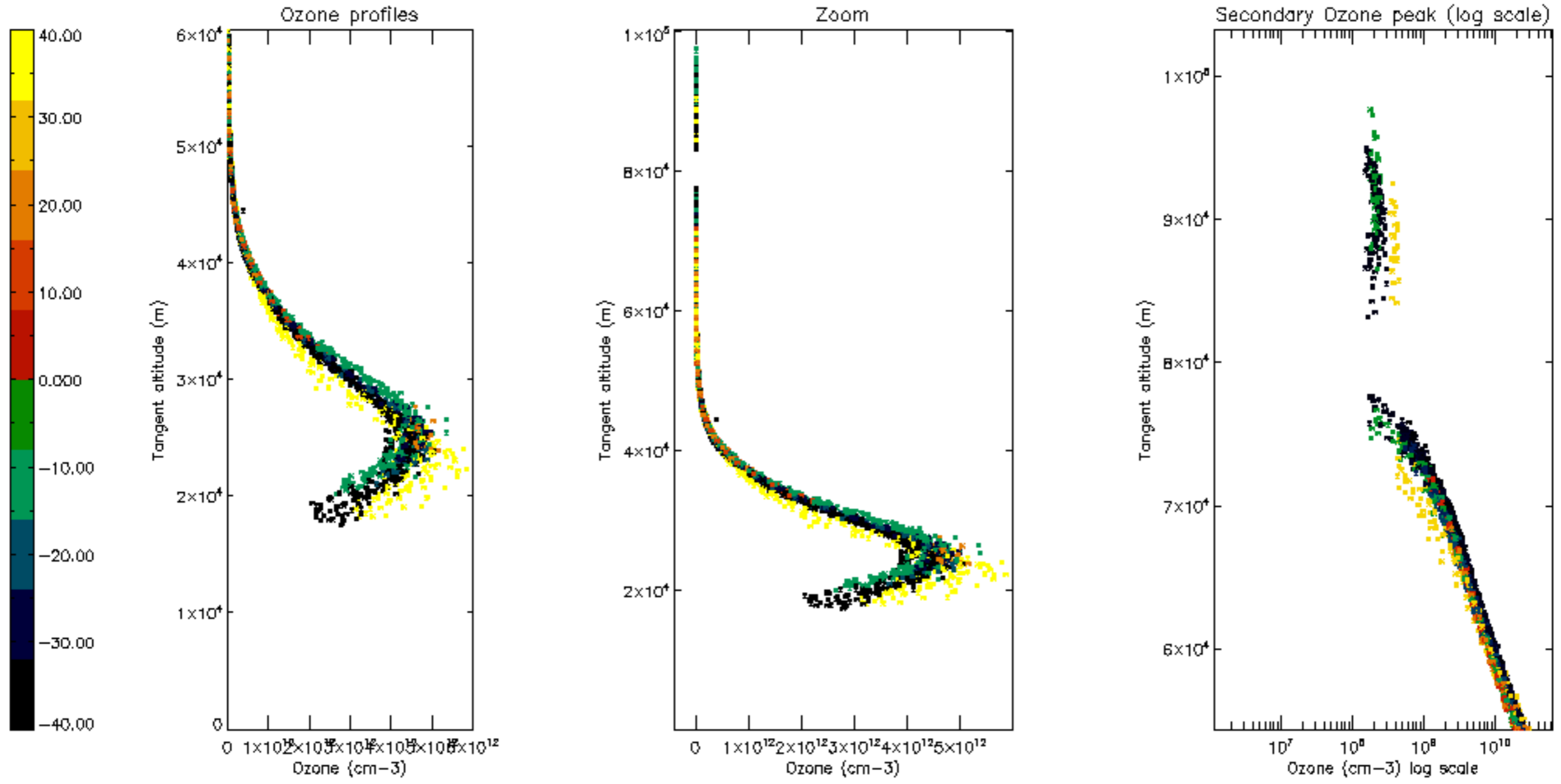
Percentage of saturation errors per profile

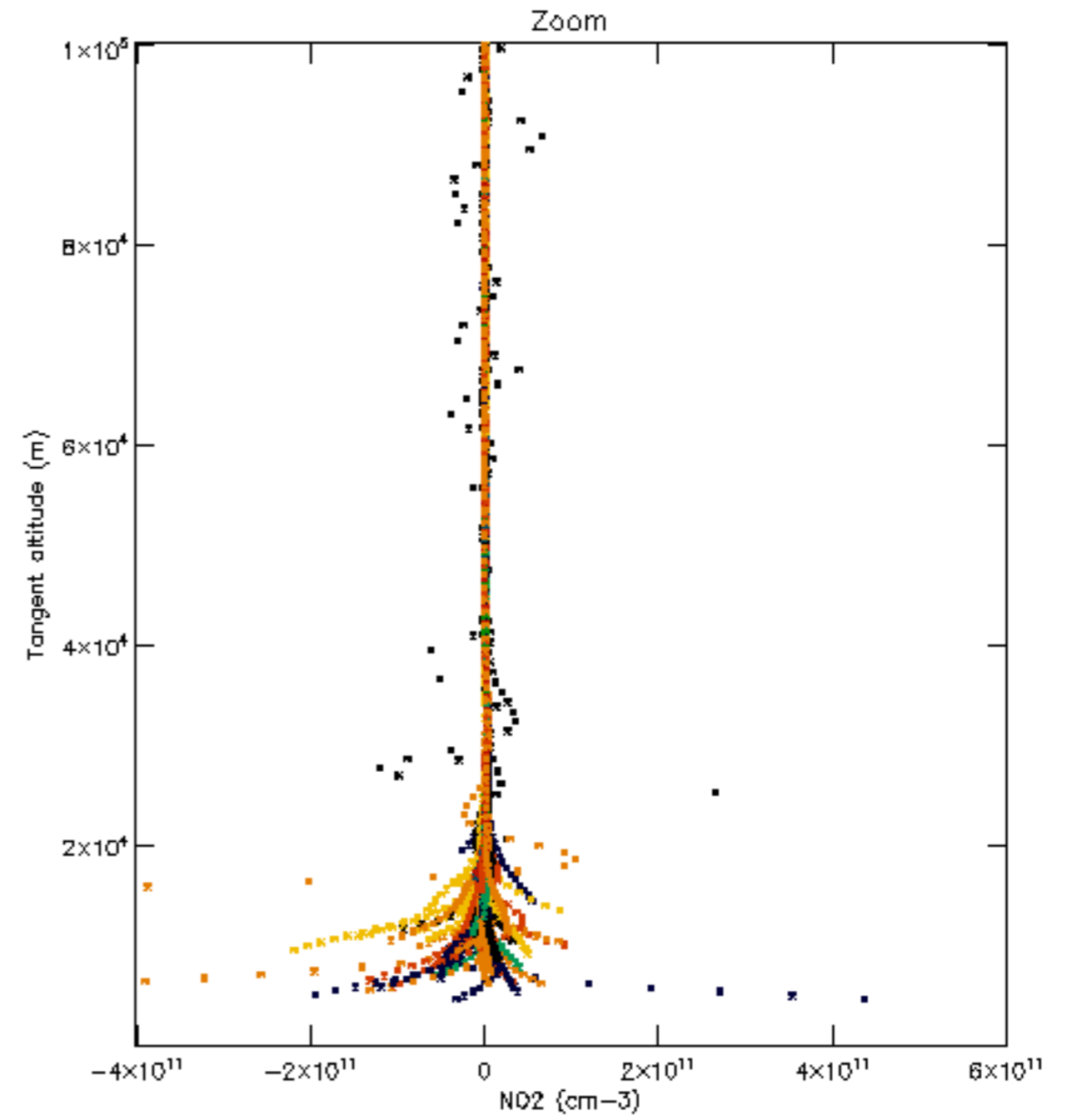
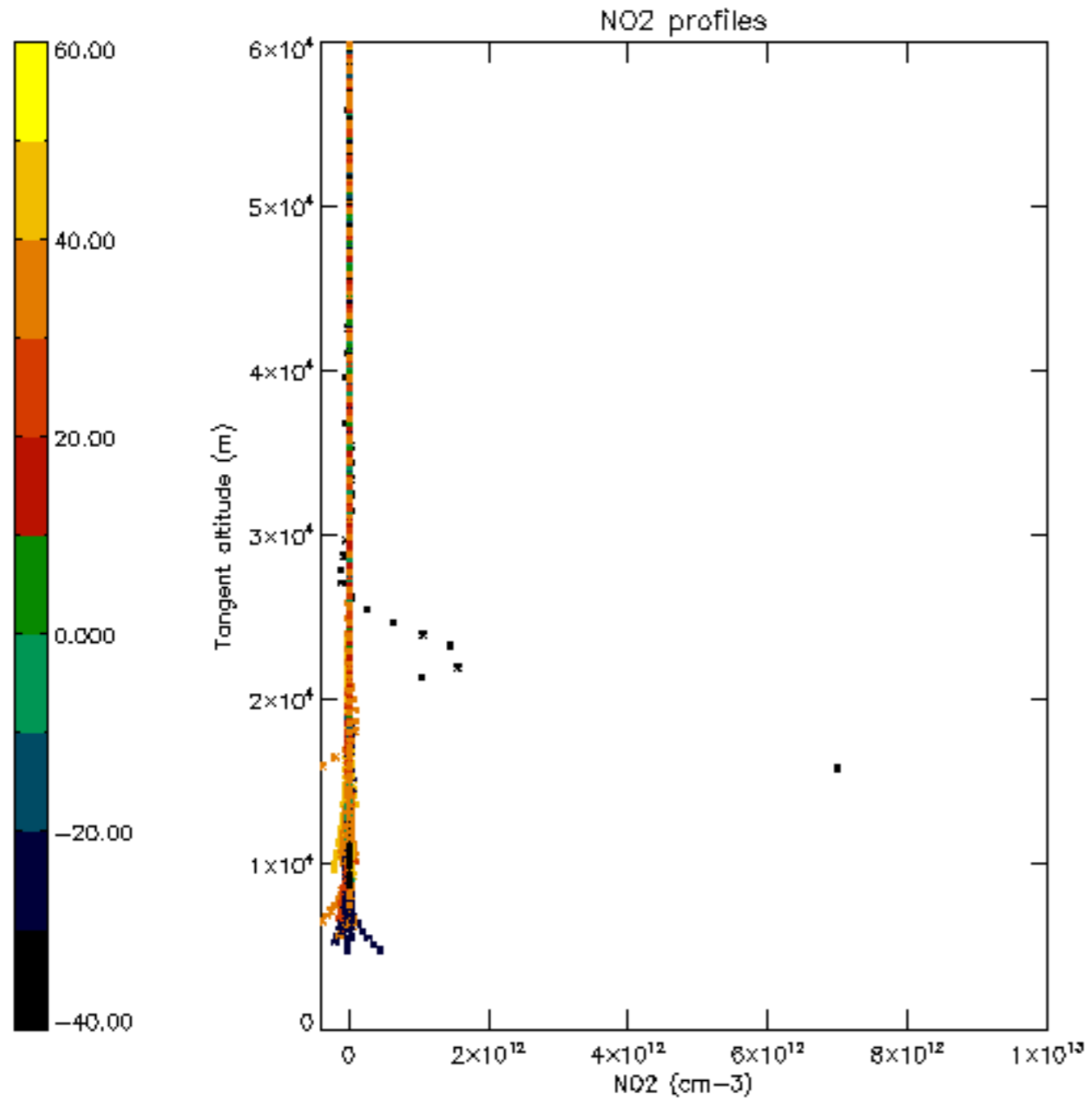


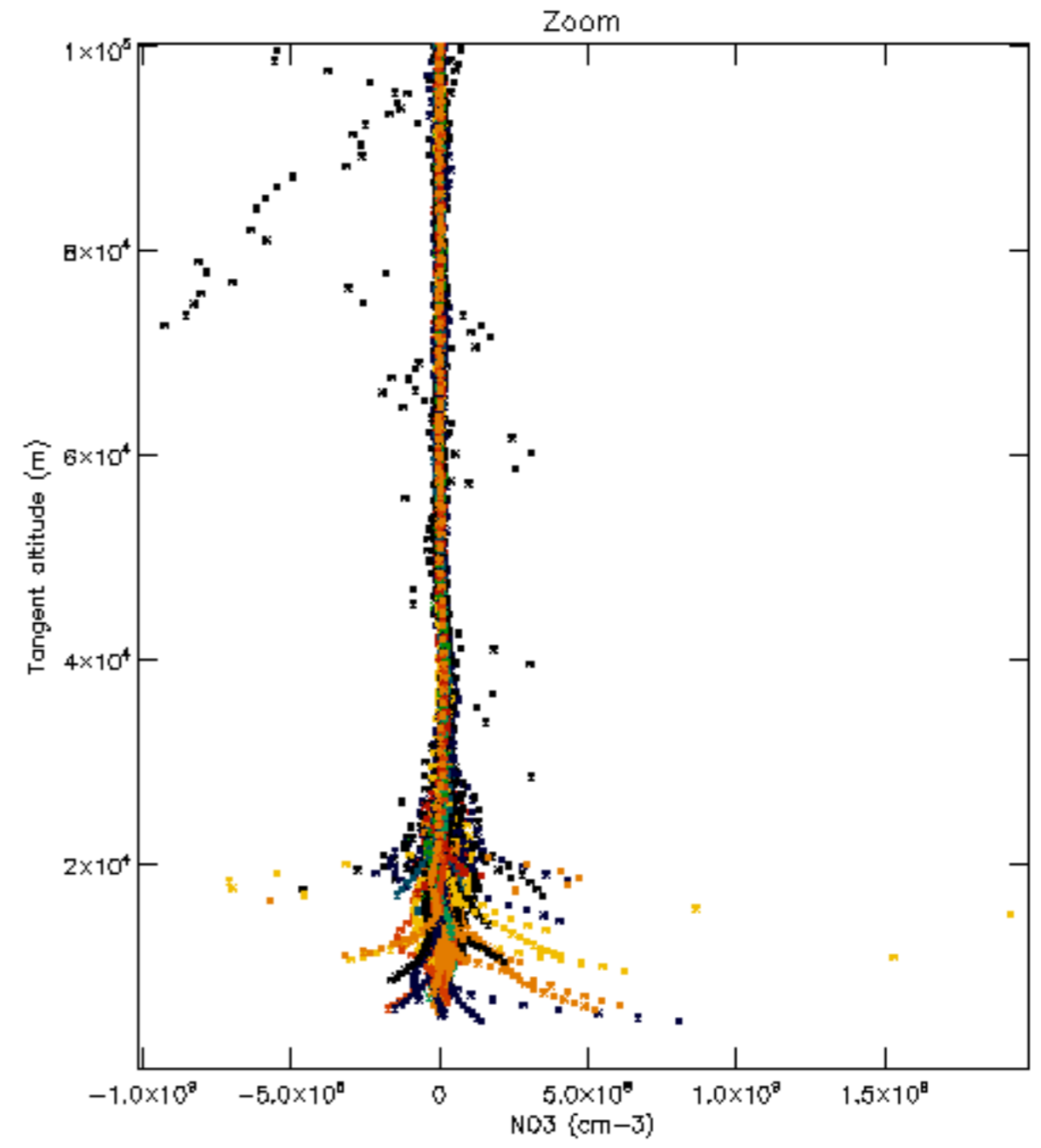
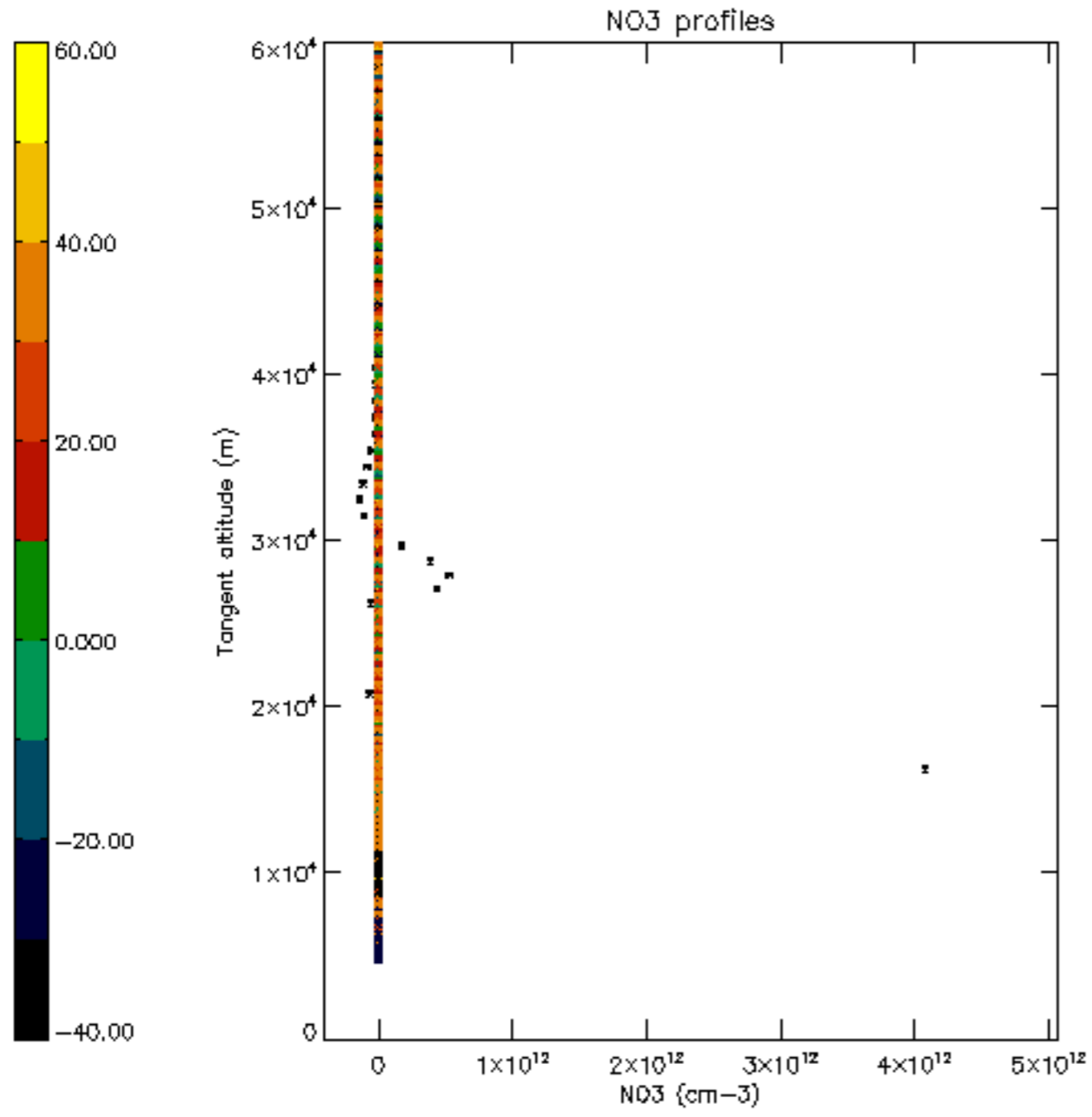


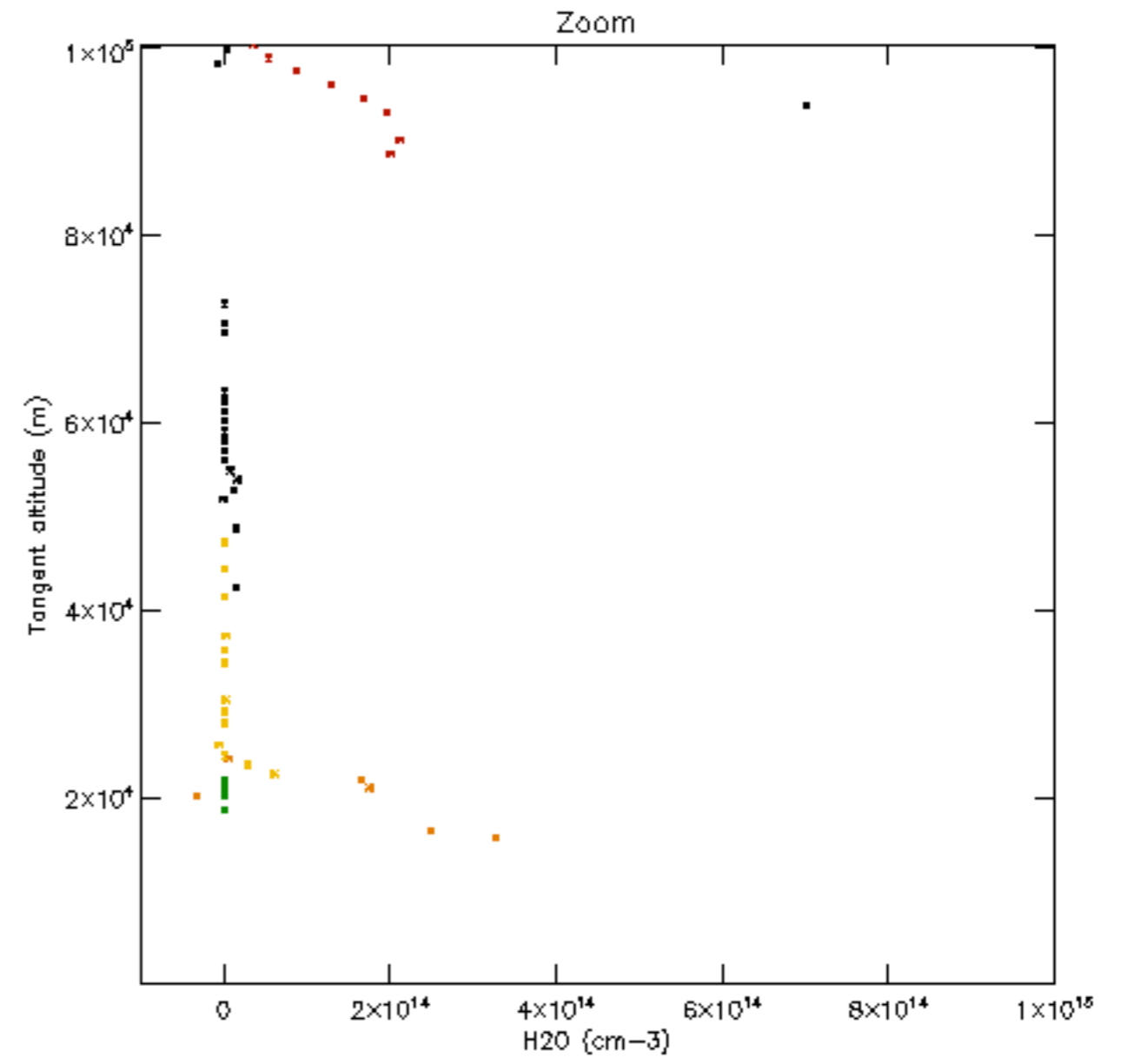
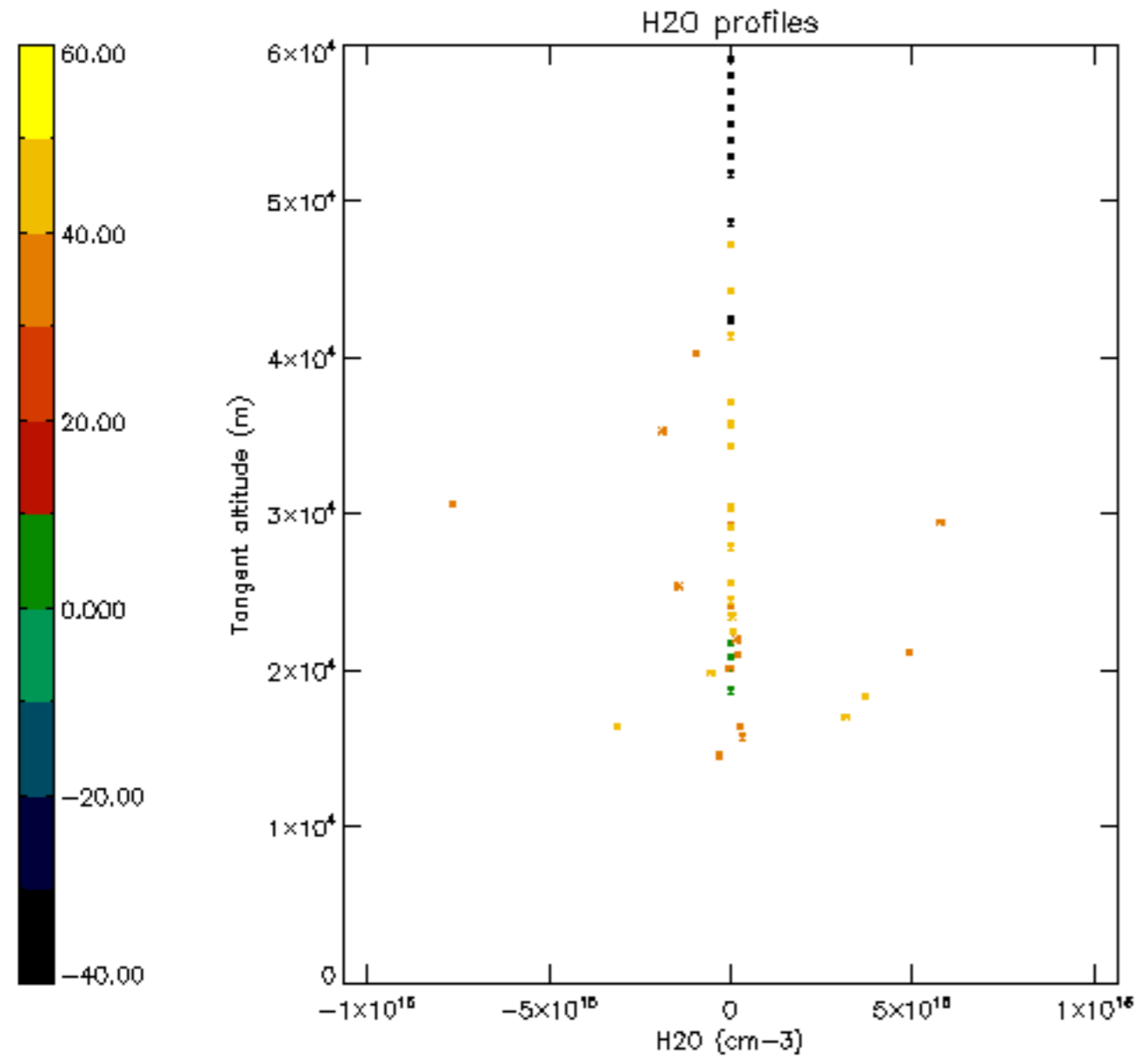


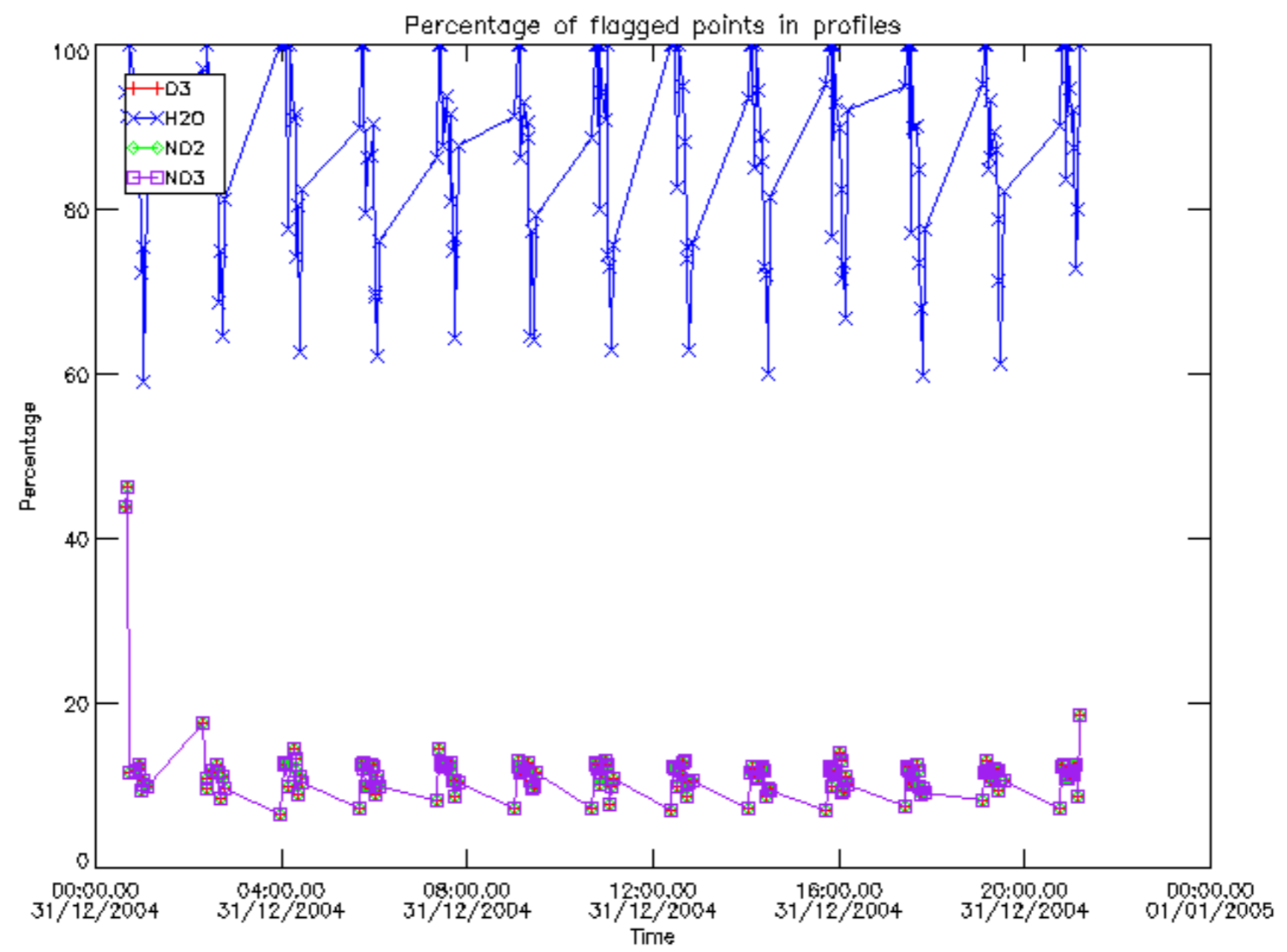




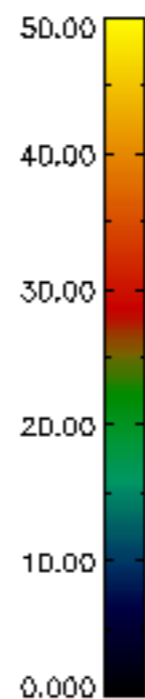
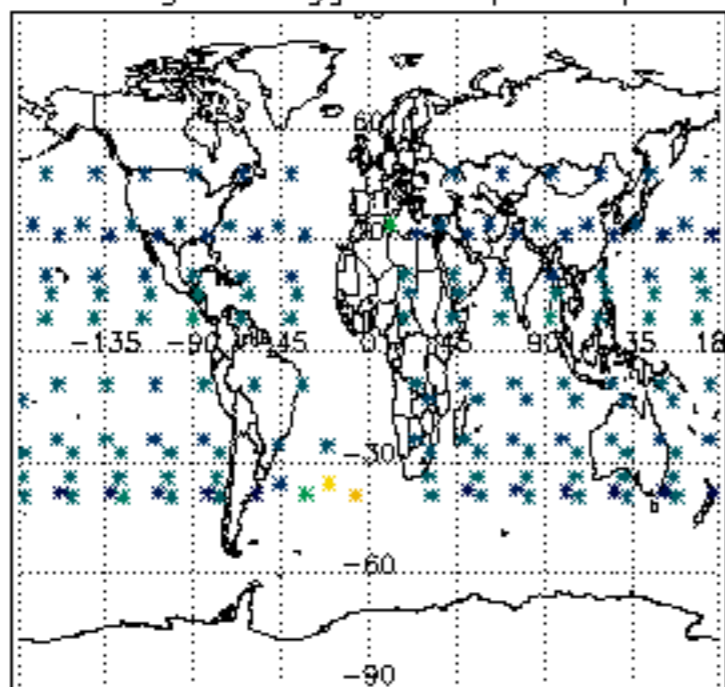




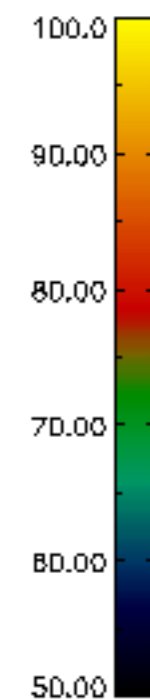
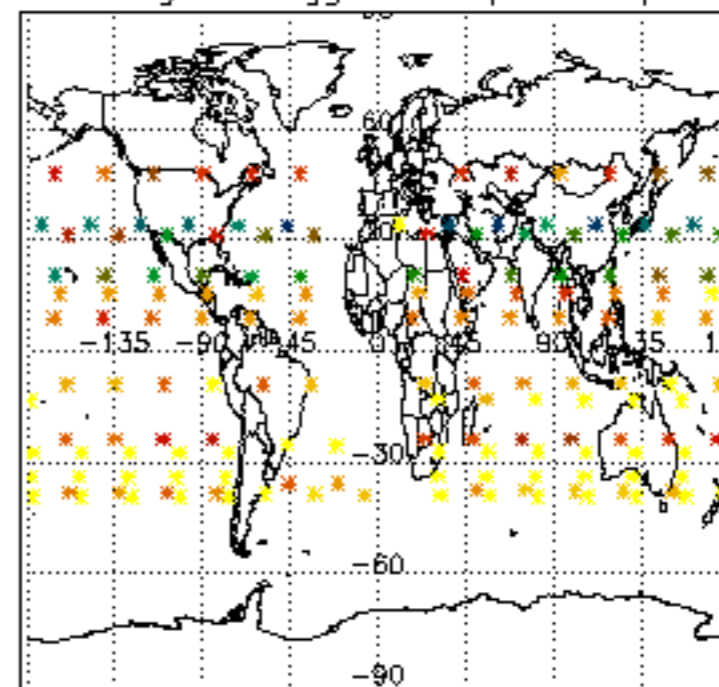




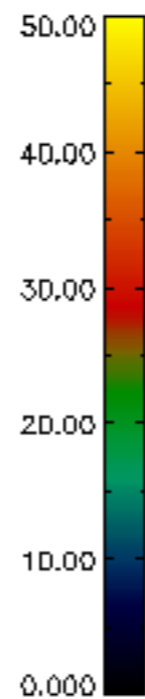
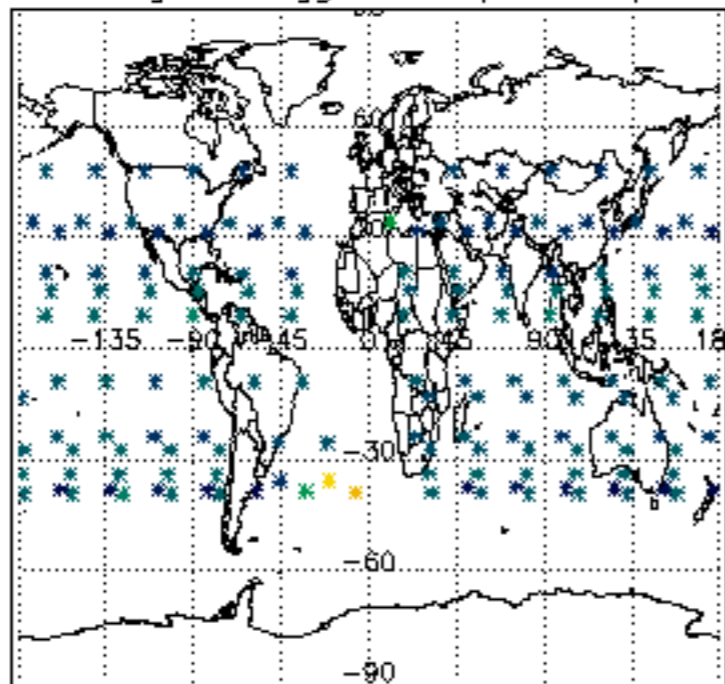
Percentage of flagged data per D3 profile



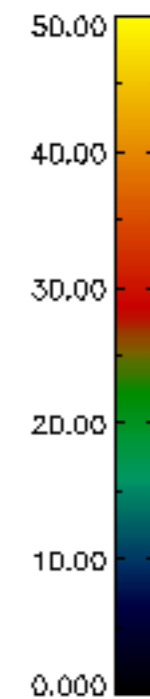
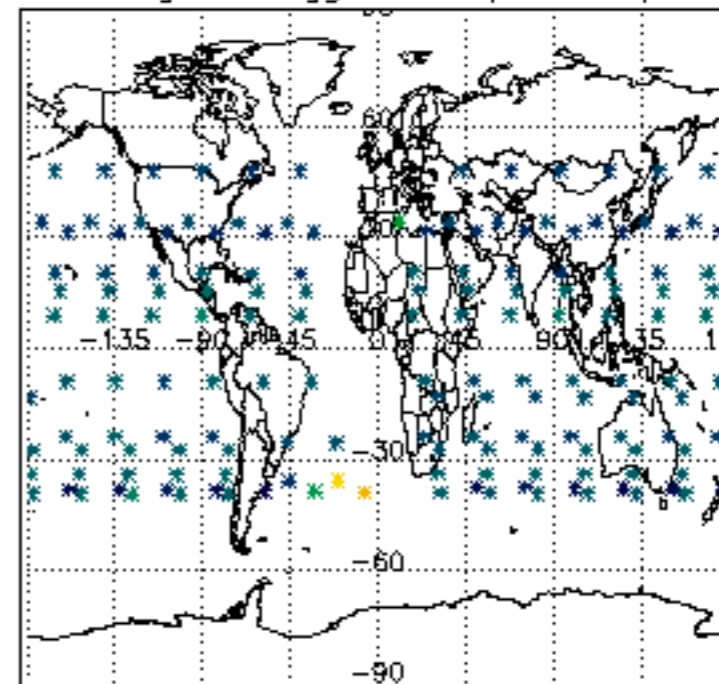
Percentage of flagged data per H2O profile

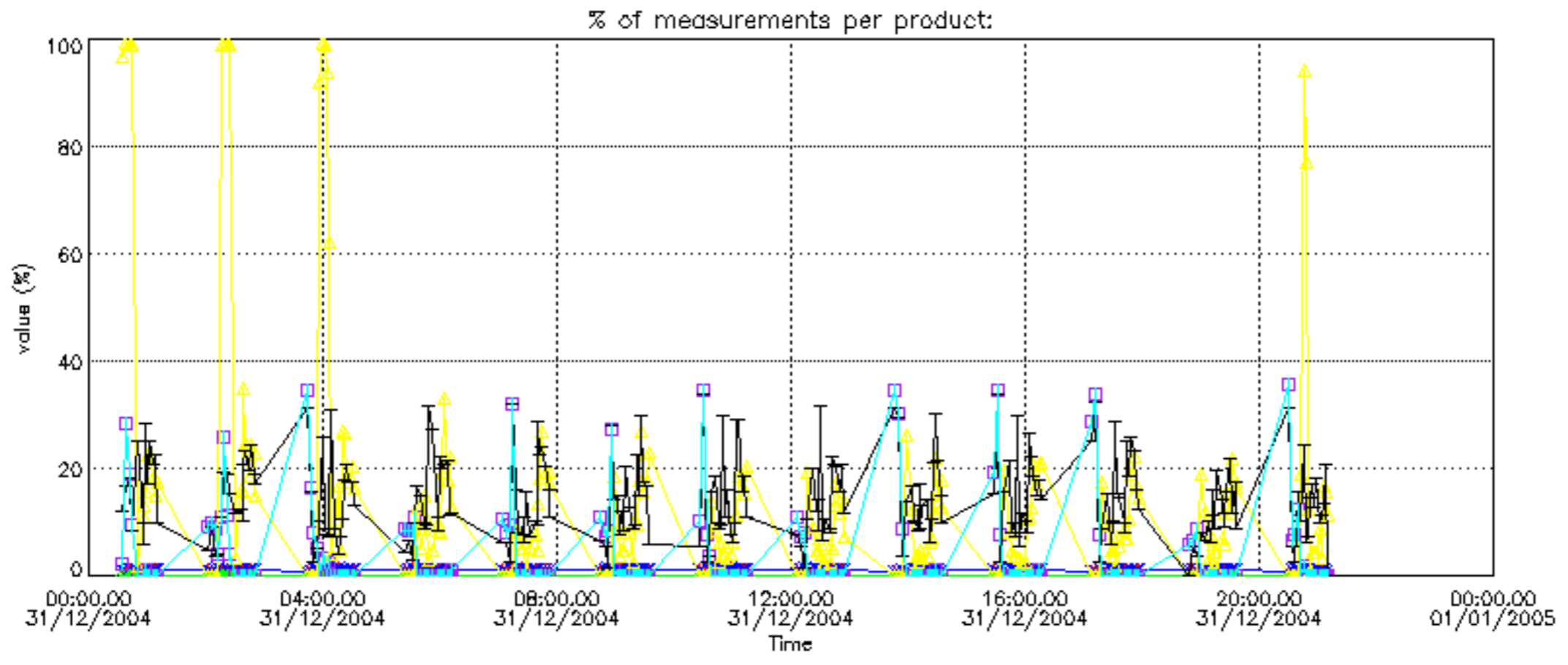


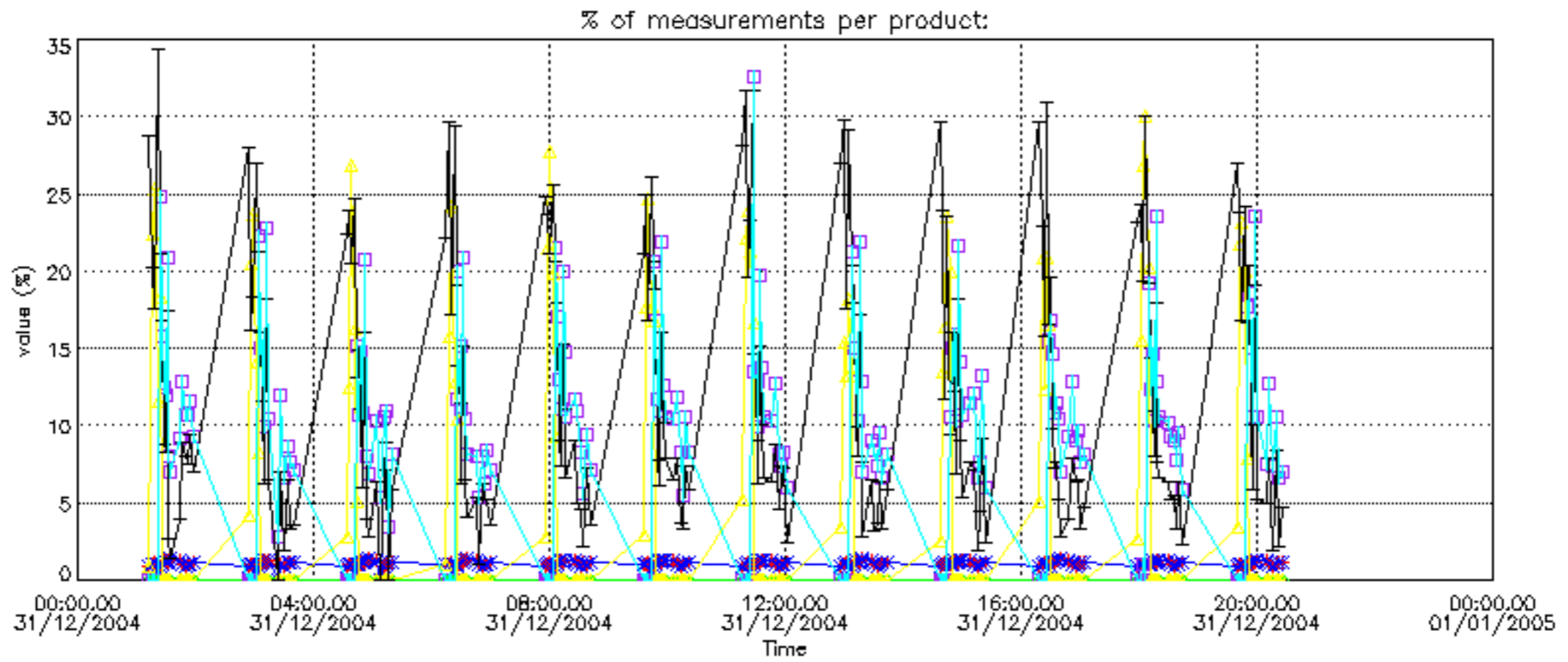
Percentage of flagged data per NO2 profile



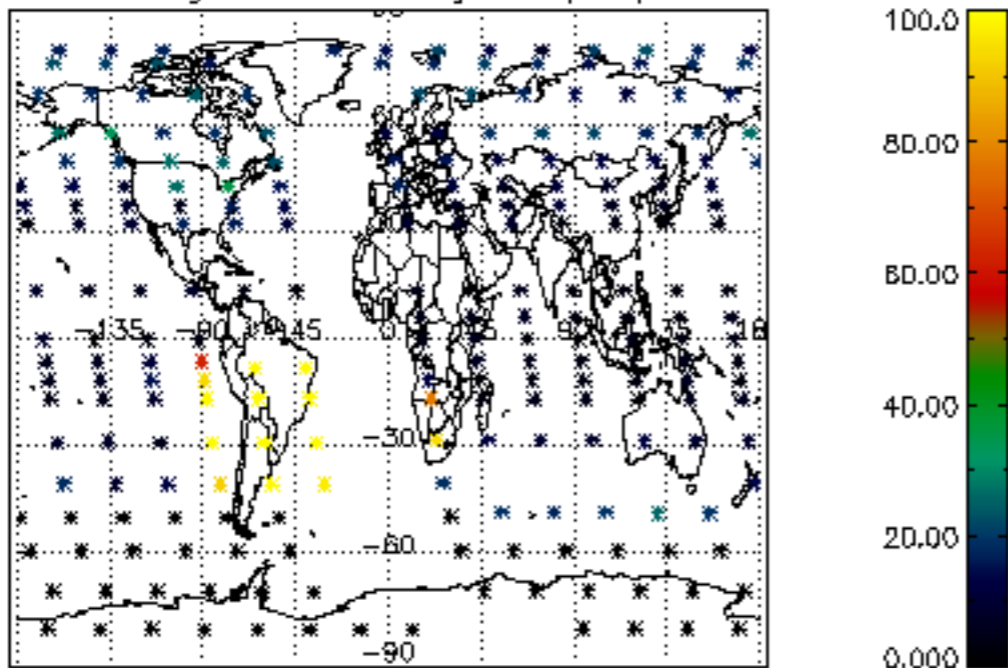
Percentage of flagged data per NO3 profile



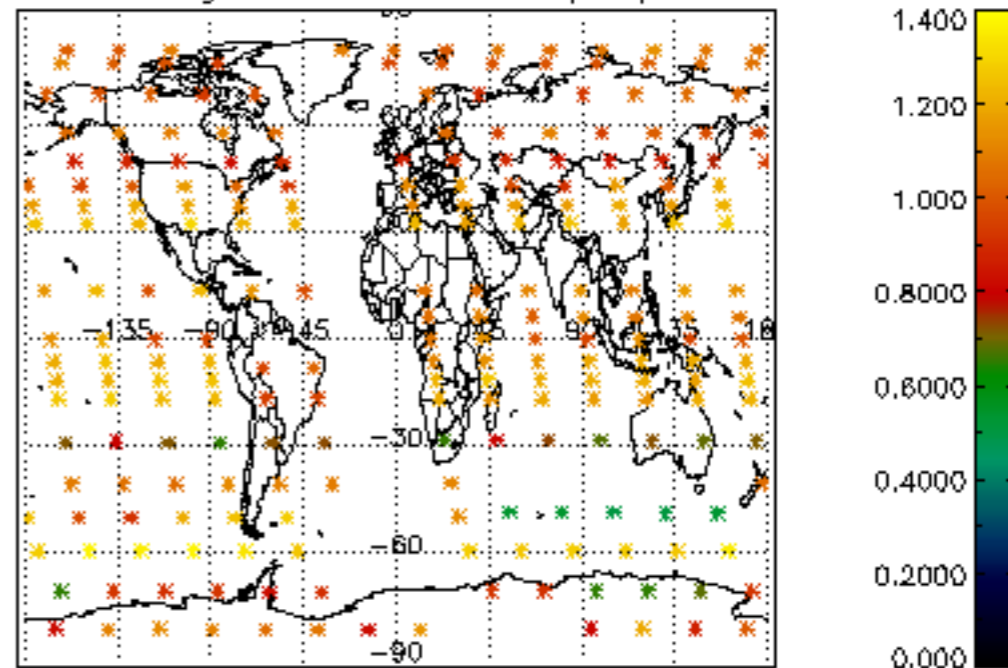




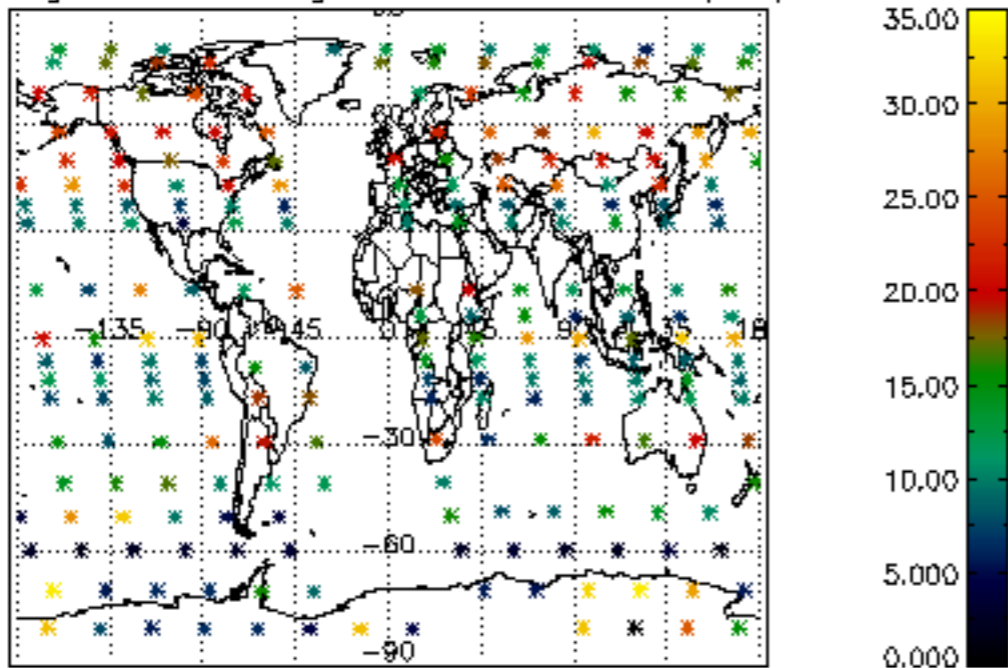
Percentage of cosmic ray hits per profile



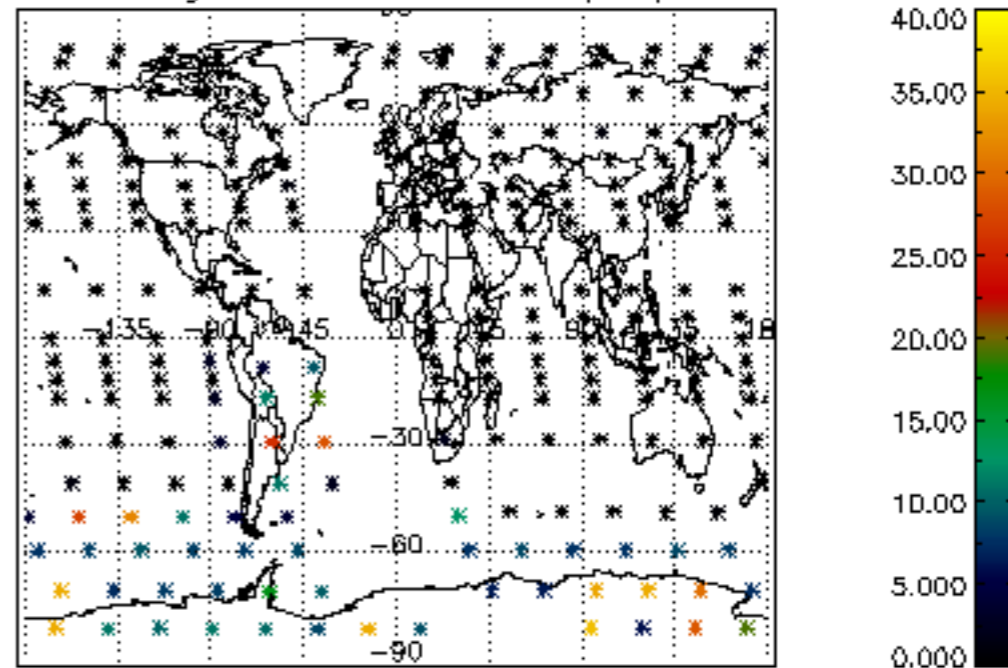
Percentage of datation errors per profile



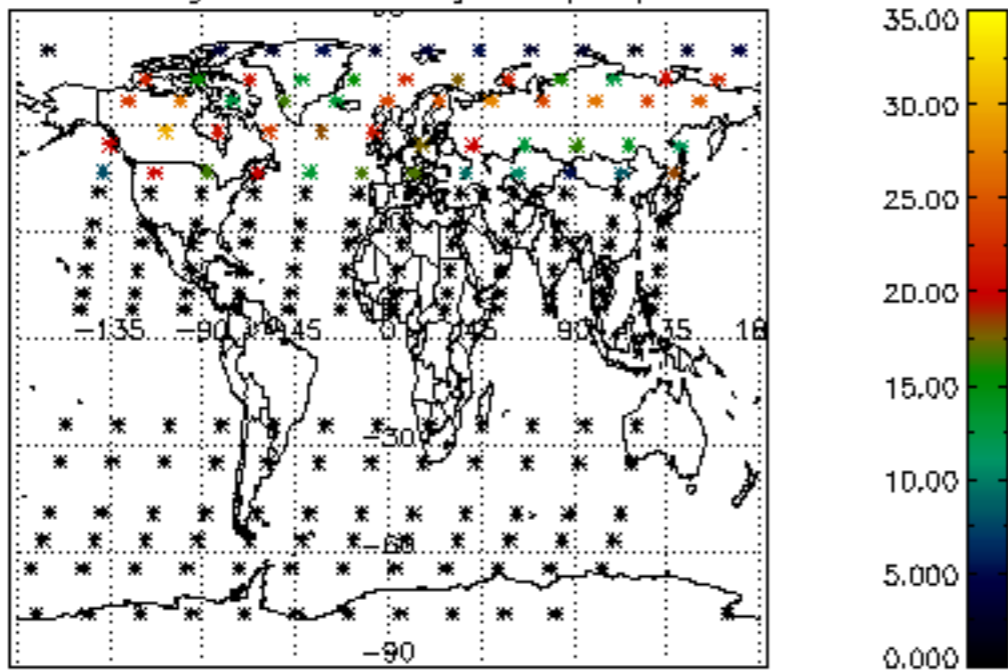
Percentage of star falling outside central band per profile



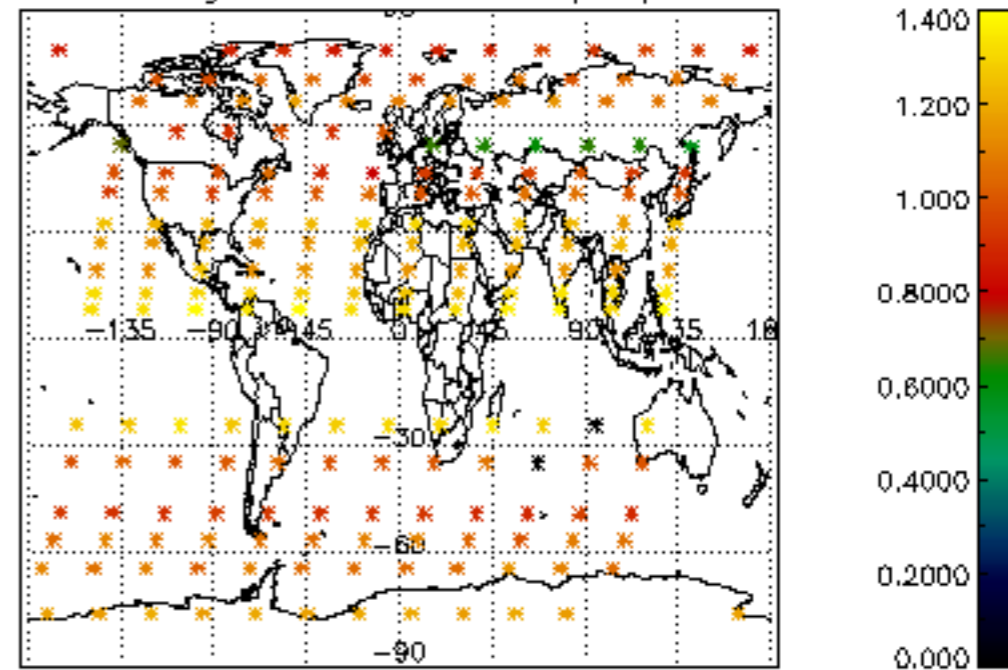
Percentage of saturation errors per profile



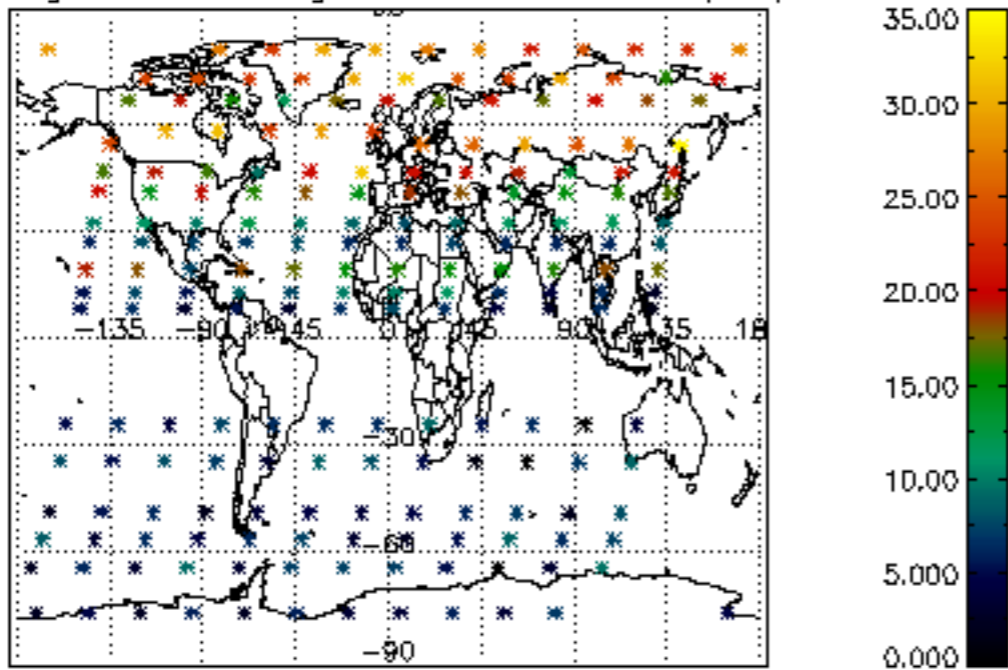
Percentage of cosmic ray hits per profile



Percentage of datation errors per profile



Percentage of star falling outside central band per profile



Percentage of saturation errors per profile

