

GOMOS Level 2 Daily Report

SUMMARY

[1. General Info](#)

[2. Summary of processed GOM_NL_2P products](#)

[3. Level 2 Quality information per product](#)

[3.1 Plot of level 2 quality information per product \(time dependant\)](#)

[3.2 Plot of level 2 quality information per product \(world map\)](#)

[4. Level 1 Quality information per product \(stored on level 2 products\)](#)

[4.1 Plot of level 1 quality information per product \(time dependant\)](#)

[4.1.1 Plot of level 1 quality information per product \(time dependant\): ASCENDING](#)

[4.1.2 Plot of level 1 quality information per product \(time dependant\): DESCENDING](#)

[4.2 Plot of level 1 quality information per product \(world map\)](#)

[4.2.1 Plot of level 1 quality information per product \(world map\): ASCENDING](#)

[4.2.2 Plot of level 1 quality information per product \(world map\): DESCENDING](#)

[5. Ozone profiles based on quality statistics and other trace gas profiles](#)

[5.1 Ozone statistics based on quality of products](#)

[5.2 Plot ozone profiles for all STD \(dark without errors\)](#)

[5.3 Plot ozone profiles where STD < 20% \(dark without errors\)](#)

[5.4. Plot ozone profiles where STD < 10% \(dark without errors\)](#)

[5.5. Plot ozone profiles where STD < 5% \(dark without errors\)](#)

[5.6 Plot NO2 profiles for all STD \(dark without errors\)](#)

[5.7 Plot NO3 profiles for all STD \(dark without errors\)](#)

[5.8 Plot H2O profiles \(only for occultations of stars 1,2,3,4,13,14,16,26,63 dark without errors\) for all STD](#)

[6. Auxiliary Data Files used for the production reported in section 2](#)

This report presents the daily analysis on parameters extracted from GOMOS level 2 data (GOM_NL__2P). It is intended to monitor some important parameters that will impact the quality of these products. A list of level 2 products (and content) that have arrived during the reporting day to the PCF is also given.

Item	Value
Time of report generation	22APR2013 11:08:24
Data source version	GOMOS/6.01
Start time of products	30-12-2004 (30DEC2004 00:00:00)
Stop time of products	31-12-2004 (31DEC2004 00:00:00)
Store outputs in DB	Yes
Nb of level 2 prods	406
Nb of prods with errors	1

2. Summary of processed GOM_NL__2P products.

Nr	Filename	UTC Start time	Limb	Duration	Star Id	Star Name	Star Mag	Star Temp	Nb Meas	Orbit	Prod. error
1	GOM_NL__2PRFIN20041230_010332_000000942033_00231_14814_7460.N1	30-DEC-2004 01:03:32	Dark	93.500	138	47Eps Vir	2.8280	4700.0	187	14814	Yes
2	GOM_NL__2PRFIN20041230_010616_000000452033_00231_14814_7461.N1	30-DEC-2004 01:06:16	Twilight	45.000	122	9Alp2Lib	2.7470	9700.0	90	14814	No
3	GOM_NL__2PRFIN20041230_010924_000000662033_00231_14814_7462.N1	30-DEC-2004 01:09:24	Dark	65.500	15	67Alp Vir	0.97600	28000.	131	14814	No
4	GOM_NL__2PRFIN20041230_011307_000000492033_00231_14814_7463.N1	30-DEC-2004 01:13:07	Dark	48.500	54	5The Cen	2.0550	4500.0	97	14814	No
5	GOM_NL__2PRFIN20041230_011429_000000412033_00231_14814_7464.N1	30-DEC-2004 01:14:29	Dark	40.500	78	Alp Lup	2.3040	28000.	81	14814	No
6	GOM_NL__2PRFIN20041230_011555_000000432033_00231_14814_7465.N1	30-DEC-2004 01:15:55	Dark	42.500	95	Zet Cen	2.5450	26000.	85	14814	No
7	GOM_NL__2PRFIN20041230_011744_000000492033_00231_14814_7466.N1	30-DEC-2004 01:17:44	Dark	48.500	4	Alp1Cen	-0.010000	5800.0	97	14814	No
8	GOM_NL__2PRFIN20041230_012130_000000432033_00232_14815_7460.N1	30-DEC-2004 01:21:30	Dark	43.000	12	Alp1Cru	0.77500	30000.	86	14815	No
9	GOM_NL__2PRFIN20041230_012652_000000432033_00232_14815_7461.N1	30-DEC-2004 01:26:52	Dark	43.000	29	Bet Car	1.6720	10200.	86	14815	No
10	GOM_NL__2PRFIN20041230_012810_000000442033_00232_14815_7462.N1	30-DEC-2004 01:28:10	Dark	43.500	71	Iot Car	2.2460	7700.0	87	14815	No
11	GOM_NL__2PRFIN20041230_012947_000000552033_00232_14815_7463.N1	30-DEC-2004 01:29:47	Dark	54.500	41	Eps Car	1.8600	4100.0	109	14815	No
12	GOM_NL__2PRFIN20041230_013140_000000582033_00232_14815_7464.N1	30-DEC-2004 01:31:40	Dark	58.000	65	Lam Vel	2.2040	4400.0	116	14815	No
13	GOM_NL__2PRFIN20041230_013405_000000492033_00232_14815_7465.N1	30-DEC-2004 01:34:05	Dark	49.000	2	Alp Car	-0.73600	7000.0	98	14815	No
14	GOM_NL__2PRFIN20041230_013716_000000522033_00232_14815_7466.N1	30-DEC-2004 01:37:16	Dark	52.000	117	Pi Pup	2.7060	3800.0	104	14815	No
15	GOM_NL__2PRFIN20041230_014005_000000542033_00232_14815_7467.N1	30-DEC-2004 01:40:05	Straylight	54.000	23	21Eps CMa	1.5020	26000.	108	14815	No
16	GOM_NL__2PRFIN20041230_014141_000000492033_00232_14815_7468.N1	30-DEC-2004 01:41:41	Straylight	49.000	179	24Omi2CMa	3.0320	24000.	98	14815	No
17	GOM_NL__2PRFIN20041230_014410_000000552033_00232_14815_7469.N1	30-DEC-2004 01:44:10	Straylight	55.000	1	9Alp CMa	-1.4400	11000.	110	14815	No
18	GOM_NL__2PRFIN20041230_014720_000000462033_00232_14815_7470.N1	30-DEC-2004 01:47:20	Straylight	46.000	7	19Bet Ori	0.10000	14000.	92	14815	No
19	GOM_NL__2PRFIN20041230_014911_000000432033_00232_14815_7471.N1	30-DEC-2004 01:49:11	Straylight	43.000	30	46Eps Ori	1.6940	30000.	86	14815	No
20	GOM_NL__2PRFIN20041230_015126_000000472033_00232_14815_7472.N1	30-DEC-2004 01:51:26	Twilight	46.500	27	24Gam Ori	1.6360	26000.	93	14815	No
21	GOM_NL__2PRFIN20041230_015304_000000792033_00232_14815_7473.N1	30-DEC-2004 01:53:04	Twilight	78.500	8	10Alp CMi	0.40000	6500.0	157	14815	No
22	GOM_NL__2PRFIN20041230_015512_000000592033_00232_14815_7474.N1	30-DEC-2004 01:55:12	Bright	59.000	44	24Gam Gem	1.9280	11000.	118	14815	No
23	GOM_NL__2PRFIN20041230_015649_000000482033_00232_14815_7475.N1	30-DEC-2004 01:56:49	Bright	47.500	151	13Mu Gem	2.8900	3000.0	95	14815	No
24	GOM_NL__2PRFIN20041230_015905_000000402033_00232_14815_7476.N1	30-DEC-2004 01:59:05	Bright	39.500	114	3Iot Aur	2.6930	4600.0	79	14815	No
25	GOM_NL__2PRFIN20041230_020046_000000412033_00232_14815_7477.N1	30-DEC-2004 02:00:46	Bright	41.000	107	37The Aur	2.6490	11000.	82	14815	No
26	GOM_NL__2PRFIN20041230_020248_000000442033_00232_14815_7478.N1	30-DEC-2004 02:02:48	Bright	43.500	6	13Alp Aur	0.080000	3400.0	87	14815	No
27	GOM_NL__2PRFIN20041230_020426_000000392033_00232_14815_7479.N1	30-DEC-2004 02:04:26	Bright	38.500	35	33Alp Per	1.7950	6250.0	77	14815	No
28	GOM_NL__2PRFIN20041230_020542_000000372033_00232_14815_7480.N1	30-DEC-2004 02:05:42	Bright	37.000	160	23Gam Per	2.9300	4700.0	74	14815	No
29	GOM_NL__2PRFIN20041230_021456_000000362033_00232_14815_7481.N1	30-DEC-2004 02:14:56	Bright	35.500	49	1Alp UMi	1.9900	6300.0	71	14815	No
30	GOM_NL__2PRFIN20041230_021805_000000502033_00232_14815_7482.N1	30-DEC-2004 02:18:05	Bright	50.000	36	50Alp UMa	1.8000	6300.0	100	14815	No
31	GOM_NL__2PRFIN20041230_022314_000000462033_00232_14815_7483.N1	30-DEC-2004 02:23:14	Bright	46.000	119	14Eta Dra	2.7270	4700.0	92	14815	No
32	GOM_NL__2PRFIN20041230_022516_000000372033_00232_14815_7484.N1	30-DEC-2004 02:25:16	Bright	36.500	130	23Bet Dra	2.7990	5800.0	73	14815	No
33	GOM_NL__2PRFIN20041230_023025_000000432033_00232_14815_7485.N1	30-DEC-2004 02:30:25	Bright	43.000	180	27Gam Boo	3.0400	8000.0	86	14815	No
34	GOM_NL__2PRFIN20041230_023402_000000452033_00232_14815_7486.N1	30-DEC-2004 02:34:02	Bright	44.500	83		2.3780	11000.	89	14815	No
35	GOM_NL__2PRFIN20041230_023806_000000522033_00232_14815_7487.N1	30-DEC-2004 02:38:06	Bright	52.000	111	8Eta Boo	2.6800	6000.0	104	14815	No
36	GOM_NL__2PRFIN20041230_024410_000000842033_00232_14815_7488.N1	30-DEC-2004 02:44:10	Twilight	84.000	138	47Eps Vir	2.8280	4700.0	168	14815	No
37	GOM_NL__2PRFIN20041230_024653_000000432033_00232_14815_7489.N1	30-DEC-2004 02:46:53	Twilight	42.500	122	9Alp2Lib	2.7470	9700.0	85	14815	No
38	GOM_NL__2PRFIN20041230_025001_000000672033_00232_14815_7490.N1	30-DEC-2004 02:50:01	Dark	66.500	15	67Alp Vir	0.97600	28000.	133	14815	No
39	GOM_NL__2PRFIN20041230_025343_000000492033_00232_14815_7491.N1	30-DEC-2004 02:53:43	Dark	49.000	54	5The Cen	2.0550	4500.0	98	14815	No
40	GOM_NL__2PRFIN20041230_025506_000000412033_00232_14815_7492.N1	30-DEC-2004 02:55:06	Dark	41.000	78	Alp Lup	2.3040	28000.	82	14815	No
41	GOM_NL__2PRFIN20041230_025632_000000422033_00232_14815_7493.N1	30-DEC-2004 02:56:32	Dark	42.000	95	Zet Cen	2.5450	26000.	84	14815	No
42	GOM_NL__2PRFIN20041230_025821_000000472033_00232_14815_7494.N1	30-DEC-2004 02:58:21	Dark	47.000	4	Alp1Cen	-0.010000	5800.0	94	14815	No

43	GOM_NL__2PRFIN20041230_030206_000000462033_00233_14816_7460.N1	30-DEC-2004 03:02:06	Dark	45.500	12	Alp1Cru	0.77500	30000.	91	14816	No
44	GOM_NL__2PRFIN20041230_030727_000000412033_00233_14816_7461.N1	30-DEC-2004 03:07:27	Dark	40.500	29	Bet Car	1.6720	10200.	81	14816	No
45	GOM_NL__2PRFIN20041230_030846_000000442033_00233_14816_7462.N1	30-DEC-2004 03:08:46	Dark	44.000	71	Iot Car	2.2460	7700.0	88	14816	No
46	GOM_NL__2PRFIN20041230_031024_000000482033_00233_14816_7463.N1	30-DEC-2004 03:10:24	Dark	48.000	41	Eps Car	1.8600	4100.0	96	14816	No
47	GOM_NL__2PRFIN20041230_031217_000000602033_00233_14816_7464.N1	30-DEC-2004 03:12:17	Dark	60.000	65	Lam Vel	2.2040	4400.0	120	14816	No
48	GOM_NL__2PRFIN20041230_031441_000000532033_00233_14816_7465.N1	30-DEC-2004 03:14:41	Dark	53.000	2	Alp Car	-0.73600	7000.0	106	14816	No
49	GOM_NL__2PRFIN20041230_031752_000000582033_00233_14816_7466.N1	30-DEC-2004 03:17:52	Dark	57.500	117	Pi Pup	2.7060	3800.0	115	14816	No
50	GOM_NL__2PRFIN20041230_032041_000000562033_00233_14816_7467.N1	30-DEC-2004 03:20:41	Straylight	56.000	23	21Eps CMa	1.5020	26000.	112	14816	No
51	GOM_NL__2PRFIN20041230_032215_000000512033_00233_14816_7468.N1	30-DEC-2004 03:22:15	Straylight	50.500	179	24Omi2CMa	3.0320	24000.	101	14816	No
52	GOM_NL__2PRFIN20041230_032446_000000602033_00233_14816_7469.N1	30-DEC-2004 03:24:46	Straylight	59.500	1	9Alp CMa	-1.4400	11000.	119	14816	No
53	GOM_NL__2PRFIN20041230_032756_000000452033_00233_14816_7470.N1	30-DEC-2004 03:27:56	Straylight	45.000	7	19Bet Ori	0.10000	14000.	90	14816	No
54	GOM_NL__2PRFIN20041230_032949_000000412033_00233_14816_7471.N1	30-DEC-2004 03:29:49	Straylight	41.000	30	46Eps Ori	1.6940	30000.	82	14816	No
55	GOM_NL__2PRFIN20041230_033201_000000452033_00233_14816_7472.N1	30-DEC-2004 03:32:01	Tw_i_and_stray	45.000	27	24Gam Ori	1.6360	26000.	90	14816	No
56	GOM_NL__2PRFIN20041230_033339_000000882033_00233_14816_7473.N1	30-DEC-2004 03:33:39	Tw_i_and_stray	88.000	8	10Alp CMi	0.40000	6500.0	176	14816	No
57	GOM_NL__2PRFIN20041230_033546_000000512033_00233_14816_7474.N1	30-DEC-2004 03:35:46	Bright	51.000	44	24Gam Gem	1.9280	11000.	102	14816	No
58	GOM_NL__2PRFIN20041230_033724_000000482033_00233_14816_7475.N1	30-DEC-2004 03:37:24	Bright	48.000	151	13Mu Gem	2.8900	3000.0	96	14816	No
59	GOM_NL__2PRFIN20041230_033940_000000392033_00233_14816_7476.N1	30-DEC-2004 03:39:40	Bright	38.500	114	3Iot Aur	2.6930	4600.0	77	14816	No
60	GOM_NL__2PRFIN20041230_034122_000000422033_00233_14816_7477.N1	30-DEC-2004 03:41:22	Bright	41.500	107	37The Aur	2.6490	11000.	83	14816	No
61	GOM_NL__2PRFIN20041230_034324_000000422033_00233_14816_7478.N1	30-DEC-2004 03:43:24	Bright	41.500	6	13Alp Aur	0.080000	3400.0	83	14816	No
62	GOM_NL__2PRFIN20041230_034502_000000392033_00233_14816_7479.N1	30-DEC-2004 03:45:02	Bright	39.000	35	33Alp Per	1.7950	6250.0	78	14816	No
63	GOM_NL__2PRFIN20041230_034620_000000382033_00233_14816_7480.N1	30-DEC-2004 03:46:20	Bright	38.000	160	23Gam Per	2.9300	4700.0	76	14816	No
64	GOM_NL__2PRFIN20041230_035531_000000392033_00233_14816_7481.N1	30-DEC-2004 03:55:31	Bright	39.000	49	1Alp UMi	1.9900	6300.0	78	14816	No
65	GOM_NL__2PRFIN20041230_035840_000000512033_00233_14816_7482.N1	30-DEC-2004 03:58:40	Bright	51.000	36	50Alp UMa	1.8000	6300.0	102	14816	No
66	GOM_NL__2PRFIN20041230_040349_000000392033_00233_14816_7483.N1	30-DEC-2004 04:03:49	Bright	38.500	119	14Eta Dra	2.7270	4700.0	77	14816	No
67	GOM_NL__2PRFIN20041230_040551_000000392033_00233_14816_7484.N1	30-DEC-2004 04:05:51	Bright	38.500	130	23Bet Dra	2.7990	5800.0	77	14816	No
68	GOM_NL__2PRFIN20041230_041101_000000422033_00233_14816_7485.N1	30-DEC-2004 04:11:01	Bright	41.500	180	27Gam Boo	3.0400	8000.0	83	14816	No
69	GOM_NL__2PRFIN20041230_041438_000000422033_00233_14816_7486.N1	30-DEC-2004 04:14:38	Bright	42.000	83		2.3780	11000.	84	14816	No
70	GOM_NL__2PRFIN20041230_041843_000000552033_00233_14816_7487.N1	30-DEC-2004 04:18:43	Bright	54.500	111	8Eta Boo	2.6800	6000.0	109	14816	No
71	GOM_NL__2PRFIN20041230_042448_000000882033_00233_14816_7488.N1	30-DEC-2004 04:24:48	Tw_i_and_stray	87.500	138	47Eps Vir	2.8280	4700.0	175	14816	No
72	GOM_NL__2PRFIN20041230_042729_000000422033_00233_14816_7489.N1	30-DEC-2004 04:27:29	Tw_i_and_stray	42.000	122	9Alp2Lib	2.7470	9700.0	84	14816	No
73	GOM_NL__2PRFIN20041230_043038_000000652033_00233_14816_7490.N1	30-DEC-2004 04:30:38	Dark	65.000	15	67Alp Vir	0.97600	28000.	130	14816	No
74	GOM_NL__2PRFIN20041230_043259_000000412033_00233_14816_7491.N1	30-DEC-2004 04:32:59	Twilight	40.500	131	Gam Lup	2.8000	26000.	81	14816	No
75	GOM_NL__2PRFIN20041230_043420_000000472033_00233_14816_7492.N1	30-DEC-2004 04:34:20	Dark	46.500	54	5The Cen	2.0550	4500.0	93	14816	No
76	GOM_NL__2PRFIN20041230_043543_000000402033_00233_14816_7493.N1	30-DEC-2004 04:35:43	Dark	40.000	78	Alp Lup	2.3040	28000.	80	14816	No
77	GOM_NL__2PRFIN20041230_043708_000000412033_00233_14816_7494.N1	30-DEC-2004 04:37:08	Dark	41.000	95	Zet Cen	2.5450	26000.	82	14816	No
78	GOM_NL__2PRFIN20041230_043858_000000522033_00233_14816_7495.N1	30-DEC-2004 04:38:58	Dark	52.000	4	Alp1Cen	-0.010000	5800.0	104	14816	No
79	GOM_NL__2PRFIN20041230_044243_000000432033_00234_14817_7460.N1	30-DEC-2004 04:42:43	Dark	42.500	12	Alp1Cru	0.77500	30000.	85	14817	No
80	GOM_NL__2PRFIN20041230_044804_000000412033_00234_14817_7461.N1	30-DEC-2004 04:48:04	Dark	40.500	29	Bet Car	1.6720	10200.	81	14817	No
81	GOM_NL__2PRFIN20041230_044923_000000422033_00234_14817_7462.N1	30-DEC-2004 04:49:23	Dark	41.500	71	Iot Car	2.2460	7700.0	83	14817	No
82	GOM_NL__2PRFIN20041230_045101_000000442033_00234_14817_7463.N1	30-DEC-2004 04:51:01	Dark	44.000	41	Eps Car	1.8600	4100.0	88	14817	No
83	GOM_NL__2PRFIN20041230_045254_000000582033_00234_14817_7464.N1	30-DEC-2004 04:52:54	Dark	57.500	65	Lam Vel	2.2040	4400.0	115	14817	No
84	GOM_NL__2PRFIN20041230_045518_000000472033_00234_14817_7465.N1	30-DEC-2004 04:55:18	Dark	46.500	2	Alp Car	-0.73600	7000.0	93	14817	No
85	GOM_NL__2PRFIN20041230_045829_000000522033_00234_14817_7466.N1	30-DEC-2004 04:58:29	Dark	51.500	117	Pi Pup	2.7060	3800.0	103	14817	No
86	GOM_NL__2PRFIN20041230_050119_000000512033_00234_14817_7467.N1	30-DEC-2004 05:01:19	Straylight	51.000	23	21Eps CMa	1.5020	26000.	102	14817	No
87	GOM_NL__2PRFIN20041230_050251_000000512033_00234_14817_7468.N1	30-DEC-2004 05:02:51	Straylight	50.500	179	24Omi2CMa	3.0320	24000.	101	14817	No
88	GOM_NL__2PRFIN20041230_050524_000000522033_00234_14817_7469.N1	30-DEC-2004 05:05:24	Straylight	51.500	1	9Alp CMa	-1.4400	11000.	103	14817	No
89	GOM_NL__2PRFIN20041230_050832_000000482033_00234_14817_7470.N1	30-DEC-2004 05:08:32	Straylight	48.000	7	19Bet Ori	0.10000	14000.	96	14817	No
90	GOM_NL__2PRFIN20041230_051025_000000432033_00234_14817_7471.N1	30-DEC-2004 05:10:25	Straylight	42.500	30	46Eps Ori	1.6940	30000.	85	14817	No
91	GOM_NL__2PRFIN20041230_051238_000000402033_00234_14817_7472.N1	30-DEC-2004 05:12:38	Tw_i_and_stray	39.500	27	24Gam Ori	1.6360	26000.	79	14817	No
92	GOM_NL__2PRFIN20041230_051414_000000812033_00234_14817_7473.N1	30-DEC-2004 05:14:14	Tw_i_and_stray	81.000	8	10Alp CMi	0.40000	6500.0	162	14817	No
93	GOM_NL__2PRFIN20041230_051623_000000602033_00234_14817_7474.N1	30-DEC-2004 05:16:23	Bright	59.500	44	24Gam Gem	1.9280	11000.	119	14817	No
94	GOM_NL__2PRFIN20041230_051759_000000512033_00234_14817_7475.N1	30-DEC-2004 05:17:59	Bright	50.500	151	13Mu Gem	2.8900	3000.0	101	14817	No
95	GOM_NL__2PRFIN20041230_052017_000000402033_00234_14817_7476.N1	30-DEC-2004 05:20:17	Bright	39.500	114	3Iot Aur	2.6930	4600.0	79	14817	No
96	GOM_NL__2PRFIN20041230_052158_000000412033_00234_14817_7477.N1	30-DEC-2004 05:21:58	Bright	41.000	107	37The Aur	2.6490	11000.	82	14817	No
97	GOM_NL__2PRFIN20041230_052400_000000422033_00234_14817_7478.N1	30-DEC-2004 05:24:00	Bright	42.000	6	13Alp Aur	0.080000	3400.0	84	14817	No
98	GOM_NL__2PRFIN20041230_052538_000000382033_00234_14817_7479.N1	30-DEC-2004 05:25:38	Bright	38.000	35	33Alp Per	1.7950	6250.0	76	14817	No
99	GOM_NL__2PRFIN20041230_052656_000000362033_00234_14817_7480.N1	30-DEC-2004 05:26:56	Bright	36.000	160	23Gam Per	2.9300	4700.0	72	14817	No
100	GOM_NL__2PRFIN20041230_053608_000000392033_00234_14817_7481.N1	30-DEC-2004 05:36:08	Bright	38.500	49	1Alp UMi	1.9900	6300.0	77	14817	No
101	GOM_NL__2PRFIN20041230_053915_000000492033_00234_14817_7482.N1	30-DEC-2004 05:39:15	Bright	49.000	36	50Alp UMa	1.8000	6300.0	98	14817	No

102	GOM_NL__2PRFIN20041230_054425_000000372033_00234_14817_7483.N1	30-DEC-2004 05:44:25	Bright	36.500	119	14Eta Dra	2.7270	4700.0	73	14817	No
103	GOM_NL__2PRFIN20041230_054629_000000382033_00234_14817_7484.N1	30-DEC-2004 05:46:29	Bright	37.500	130	23Bet Dra	2.7990	5800.0	75	14817	No
104	GOM_NL__2PRFIN20041230_055136_000000572033_00234_14817_7485.N1	30-DEC-2004 05:51:36	Bright	56.500	180	27Gam Boo	3.0400	8000.0	113	14817	No
105	GOM_NL__2PRFIN20041230_055514_000000602033_00234_14817_7486.N1	30-DEC-2004 05:55:14	Bright	60.000	83		2.3780	11000.	120	14817	No
106	GOM_NL__2PRFIN20041230_055919_000000752033_00234_14817_7487.N1	30-DEC-2004 05:59:19	Bright	75.000	111	8Eta Boo	2.6800	6000.0	150	14817	No
107	GOM_NL__2PRFIN20041230_060525_000000932033_00234_14817_7488.N1	30-DEC-2004 06:05:25	Twi_and_stray	93.000	138	47Eps Vir	2.8280	4700.0	186	14817	No
108	GOM_NL__2PRFIN20041230_060806_000000482033_00234_14817_7489.N1	30-DEC-2004 06:08:06	Twi_and_stray	47.500	122	9Alp2Lib	2.7470	9700.0	95	14817	No
109	GOM_NL__2PRFIN20041230_061115_000000652033_00234_14817_7490.N1	30-DEC-2004 06:11:15	Dark	64.500	15	67Alp Vir	0.97600	28000.	129	14817	No
110	GOM_NL__2PRFIN20041230_061336_000000392033_00234_14817_7491.N1	30-DEC-2004 06:13:36	Twilight	38.500	131	Gam Lup	2.8000	26000.	77	14817	No
111	GOM_NL__2PRFIN20041230_061457_000000572033_00234_14817_7492.N1	30-DEC-2004 06:14:57	Dark	56.500	54	5The Cen	2.0550	4500.0	113	14817	No
112	GOM_NL__2PRFIN20041230_061620_000000412033_00234_14817_7493.N1	30-DEC-2004 06:16:20	Dark	41.000	78	Alp Lup	2.3040	28000.	82	14817	No
113	GOM_NL__2PRFIN20041230_061745_000000432033_00234_14817_7494.N1	30-DEC-2004 06:17:45	Dark	42.500	95	Zet Cen	2.5450	26000.	85	14817	No
114	GOM_NL__2PRFIN20041230_061934_000000522033_00234_14817_7495.N1	30-DEC-2004 06:19:34	Dark	52.000	4	Alp1Cen	-0.010000	5800.0	104	14817	No
115	GOM_NL__2PRFIN20041230_062320_000000432033_00235_14818_7460.N1	30-DEC-2004 06:23:20	Dark	42.500	12	Alp1Cru	0.77500	30000.	85	14818	No
116	GOM_NL__2PRFIN20041230_062841_000000452033_00235_14818_7461.N1	30-DEC-2004 06:28:41	Dark	45.000	29	Bet Car	1.6720	10200.	90	14818	No
117	GOM_NL__2PRFIN20041230_063000_000000432033_00235_14818_7462.N1	30-DEC-2004 06:30:00	Dark	42.500	71	Iot Car	2.2460	7700.0	85	14818	No
118	GOM_NL__2PRFIN20041230_063137_000000532033_00235_14818_7463.N1	30-DEC-2004 06:31:37	Dark	53.000	41	Eps Car	1.8600	4100.0	106	14818	No
119	GOM_NL__2PRFIN20041230_063331_000000672033_00235_14818_7464.N1	30-DEC-2004 06:33:31	Dark	66.500	65	Lam Vel	2.2040	4400.0	133	14818	No
120	GOM_NL__2PRFIN20041230_063554_000000532033_00235_14818_7465.N1	30-DEC-2004 06:35:54	Dark	53.000	2	Alp Car	-0.73600	7000.0	106	14818	No
121	GOM_NL__2PRFIN20041230_063906_000000512033_00235_14818_7466.N1	30-DEC-2004 06:39:06	Dark	50.500	117	Pi Pup	2.7060	3800.0	101	14818	No
122	GOM_NL__2PRFIN20041230_064156_000000522033_00235_14818_7467.N1	30-DEC-2004 06:41:56	Straylight	51.500	23	21Eps CMa	1.5020	26000.	103	14818	No
123	GOM_NL__2PRFIN20041230_064329_000000482033_00235_14818_7468.N1	30-DEC-2004 06:43:29	Straylight	48.000	179	24Omi2CMa	3.0320	24000.	96	14818	No
124	GOM_NL__2PRFIN20041230_064601_000000532033_00235_14818_7469.N1	30-DEC-2004 06:46:01	Straylight	52.500	1	9Alp CMa	-1.4400	11000.	105	14818	No
125	GOM_NL__2PRFIN20041230_064908_000000472033_00235_14818_7470.N1	30-DEC-2004 06:49:08	Straylight	47.000	7	19Bet Ori	0.10000	14000.	94	14818	No
126	GOM_NL__2PRFIN20041230_065102_000000412033_00235_14818_7471.N1	30-DEC-2004 06:51:02	Straylight	41.000	30	46Eps Ori	1.6940	30000.	82	14818	No
127	GOM_NL__2PRFIN20041230_065315_000000402033_00235_14818_7472.N1	30-DEC-2004 06:53:15	Twi_and_stray	40.000	27	24Gam Ori	1.6360	26000.	80	14818	No
128	GOM_NL__2PRFIN20041230_065447_000000842033_00235_14818_7473.N1	30-DEC-2004 06:54:47	Twi_and_stray	83.500	8	10Alp CMi	0.40000	6500.0	167	14818	No
129	GOM_NL__2PRFIN20041230_065659_000000492033_00235_14818_7474.N1	30-DEC-2004 06:56:59	Bright	49.000	44	24Gam Gem	1.9280	11000.	98	14818	No
130	GOM_NL__2PRFIN20041230_065835_000000462033_00235_14818_7475.N1	30-DEC-2004 06:58:35	Bright	46.000	151	13Mu Gem	2.8900	3000.0	92	14818	No
131	GOM_NL__2PRFIN20041230_070054_000000392033_00235_14818_7476.N1	30-DEC-2004 07:00:54	Bright	38.500	114	3Iot Aur	2.6930	4600.0	77	14818	No
132	GOM_NL__2PRFIN20041230_070234_000000392033_00235_14818_7477.N1	30-DEC-2004 07:02:34	Bright	39.000	107	37The Aur	2.6490	11000.	78	14818	No
133	GOM_NL__2PRFIN20041230_070436_000000412033_00235_14818_7478.N1	30-DEC-2004 07:04:36	Bright	41.000	6	13Alp Aur	0.080000	3400.0	82	14818	No
134	GOM_NL__2PRFIN20041230_070615_000000392033_00235_14818_7479.N1	30-DEC-2004 07:06:15	Bright	39.000	35	33Alp Per	1.7950	6250.0	78	14818	No
135	GOM_NL__2PRFIN20041230_070732_000000382033_00235_14818_7480.N1	30-DEC-2004 07:07:32	Bright	38.000	160	23Gam Per	2.9300	4700.0	76	14818	No
136	GOM_NL__2PRFIN20041230_071644_000000362033_00235_14818_7481.N1	30-DEC-2004 07:16:44	Bright	36.000	49	1Alp UMi	1.9900	6300.0	72	14818	No
137	GOM_NL__2PRFIN20041230_071950_000000532033_00235_14818_7482.N1	30-DEC-2004 07:19:50	Bright	53.000	36	50Alp UMa	1.8000	6300.0	106	14818	No
138	GOM_NL__2PRFIN20041230_072502_000000382033_00235_14818_7483.N1	30-DEC-2004 07:25:02	Bright	37.500	119	14Eta Dra	2.7270	4700.0	75	14818	No
139	GOM_NL__2PRFIN20041230_072705_000000372033_00235_14818_7484.N1	30-DEC-2004 07:27:05	Bright	36.500	130	23Bet Dra	2.7990	5800.0	73	14818	No
140	GOM_NL__2PRFIN20041230_073212_000000442033_00235_14818_7485.N1	30-DEC-2004 07:32:12	Bright	44.000	180	27Gam Boo	3.0400	8000.0	88	14818	No
141	GOM_NL__2PRFIN20041230_073550_000000442033_00235_14818_7486.N1	30-DEC-2004 07:35:50	Bright	44.000	83		2.3780	11000.	88	14818	No
142	GOM_NL__2PRFIN20041230_073956_000000542033_00235_14818_7487.N1	30-DEC-2004 07:39:56	Bright	54.000	111	8Eta Boo	2.6800	6000.0	108	14818	No
143	GOM_NL__2PRFIN20041230_074602_000000972033_00235_14818_7488.N1	30-DEC-2004 07:46:02	Twi_and_stray	96.500	138	47Eps Vir	2.8280	4700.0	193	14818	No
144	GOM_NL__2PRFIN20041230_074843_000000482033_00235_14818_7489.N1	30-DEC-2004 07:48:43	Twi_and_stray	48.000	122	9Alp2Lib	2.7470	9700.0	96	14818	No
145	GOM_NL__2PRFIN20041230_075152_000000672033_00235_14818_7490.N1	30-DEC-2004 07:51:52	Dark	66.500	15	67Alp Vir	0.97600	28000.	133	14818	No
146	GOM_NL__2PRFIN20041230_075412_000000392033_00235_14818_7491.N1	30-DEC-2004 07:54:12	Twilight	39.000	131	Gam Lup	2.8000	26000.	78	14818	No
147	GOM_NL__2PRFIN20041230_075533_000000462033_00235_14818_7492.N1	30-DEC-2004 07:55:33	Dark	45.500	54	5The Cen	2.0550	4500.0	91	14818	No
148	GOM_NL__2PRFIN20041230_075656_000000402033_00235_14818_7493.N1	30-DEC-2004 07:56:56	Dark	40.000	78	Alp Lup	2.3040	28000.	80	14818	No
149	GOM_NL__2PRFIN20041230_075822_000000432033_00235_14818_7494.N1	30-DEC-2004 07:58:22	Dark	43.000	95	Zet Cen	2.5450	26000.	86	14818	No
150	GOM_NL__2PRFIN20041230_080010_000000432033_00235_14818_7495.N1	30-DEC-2004 08:00:10	Dark	43.000	4	Alp1Cen	-0.010000	5800.0	86	14818	No
151	GOM_NL__2PRFIN20041230_080356_000000512033_00236_14819_7460.N1	30-DEC-2004 08:03:56	Dark	51.000	12	Alp1Cru	0.77500	30000.	102	14819	No
152	GOM_NL__2PRFIN20041230_080917_000000442033_00236_14819_7461.N1	30-DEC-2004 08:09:17	Dark	43.500	29	Bet Car	1.6720	10200.	87	14819	No
153	GOM_NL__2PRFIN20041230_081037_000000422033_00236_14819_7462.N1	30-DEC-2004 08:10:37	Dark	42.000	71	Iot Car	2.2460	7700.0	84	14819	No
154	GOM_NL__2PRFIN20041230_081213_000000492033_00236_14819_7463.N1	30-DEC-2004 08:12:13	Dark	48.500	41	Eps Car	1.8600	4100.0	97	14819	No
155	GOM_NL__2PRFIN20041230_081407_000000572033_00236_14819_7464.N1	30-DEC-2004 08:14:07	Dark	57.000	65	Lam Vel	2.2040	4400.0	114	14819	No
156	GOM_NL__2PRFIN20041230_081630_000000532033_00236_14819_7465.N1	30-DEC-2004 08:16:30	Dark	53.000	2	Alp Car	-0.73600	7000.0	106	14819	No
157	GOM_NL__2PRFIN20041230_081942_000000512033_00236_14819_7466.N1	30-DEC-2004 08:19:42	Dark	50.500	117	Pi Pup	2.7060	3800.0	101	14819	No
158	GOM_NL__2PRFIN20041230_082232_000000482033_00236_14819_7467.N1	30-DEC-2004 08:22:32	Straylight	47.500	23	21Eps CMa	1.5020	26000.	95	14819	No
159	GOM_NL__2PRFIN20041230_082405_000000482033_00236_14819_7468.N1	30-DEC-2004 08:24:05	Straylight	47.500	179	24Omi2CMa	3.0320	24000.	95	14819	No
160	GOM_NL__2PRFIN20041230_082637_000000542033_00236_14819_7469.N1	30-DEC-2004 08:26:37	Straylight	54.000	1	9Alp CMa	-1.4400	11000.	108	14819	No

161	GOM_NL__2PRFIN20041230_082944_000000502033_00236_14819_7470.N1	30-DEC-2004 08:29:44	Straylight	50.000	7	19Bet Ori	0.10000	14000.	100	14819	No
162	GOM_NL__2PRFIN20041230_083138_000000432033_00236_14819_7471.N1	30-DEC-2004 08:31:38	Straylight	42.500	30	46Eps Ori	1.6940	30000.	85	14819	No
163	GOM_NL__2PRFIN20041230_083350_000000432033_00236_14819_7472.N1	30-DEC-2004 08:33:50	Twilight	43.000	27	24Gam Ori	1.6360	26000.	86	14819	No
164	GOM_NL__2PRFIN20041230_083525_000000882033_00236_14819_7473.N1	30-DEC-2004 08:35:25	Twilight	88.000	8	10Alp CMi	0.40000	6500.0	176	14819	No
165	GOM_NL__2PRFIN20041230_083734_000000542033_00236_14819_7474.N1	30-DEC-2004 08:37:34	Bright	53.500	44	24Gam Gem	1.9280	11000.	107	14819	No
166	GOM_NL__2PRFIN20041230_083911_000000482033_00236_14819_7475.N1	30-DEC-2004 08:39:11	Bright	48.000	151	13Mu Gem	2.8900	3000.0	96	14819	No
167	GOM_NL__2PRFIN20041230_084130_000000392033_00236_14819_7476.N1	30-DEC-2004 08:41:30	Bright	38.500	114	3lot Aur	2.6930	4600.0	77	14819	No
168	GOM_NL__2PRFIN20041230_084310_000000402033_00236_14819_7477.N1	30-DEC-2004 08:43:10	Bright	40.000	107	37The Aur	2.6490	11000.	80	14819	No
169	GOM_NL__2PRFIN20041230_084512_000000442033_00236_14819_7478.N1	30-DEC-2004 08:45:12	Bright	44.000	6	13Alp Aur	0.080000	3400.0	88	14819	No
170	GOM_NL__2PRFIN20041230_084651_000000402033_00236_14819_7479.N1	30-DEC-2004 08:46:51	Bright	39.500	35	33Alp Per	1.7950	6250.0	79	14819	No
171	GOM_NL__2PRFIN20041230_084808_000000402033_00236_14819_7480.N1	30-DEC-2004 08:48:08	Bright	39.500	160	23Gam Per	2.9300	4700.0	79	14819	No
172	GOM_NL__2PRFIN20041230_085719_000000382033_00236_14819_7481.N1	30-DEC-2004 08:57:19	Bright	38.000	49	1Alp UMi	1.9900	6300.0	76	14819	No
173	GOM_NL__2PRFIN20041230_090026_000000502033_00236_14819_7482.N1	30-DEC-2004 09:00:26	Bright	50.000	36	50Alp UMa	1.8000	6300.0	100	14819	No
174	GOM_NL__2PRFIN20041230_090537_000000392033_00236_14819_7483.N1	30-DEC-2004 09:05:37	Bright	39.000	119	14Eta Dra	2.7270	4700.0	78	14819	No
175	GOM_NL__2PRFIN20041230_090739_000000402033_00236_14819_7484.N1	30-DEC-2004 09:07:39	Bright	40.000	130	23Bet Dra	2.7990	5800.0	80	14819	No
176	GOM_NL__2PRFIN20041230_091249_000000512033_00236_14819_7485.N1	30-DEC-2004 09:12:49	Bright	51.000	180	27Gam Boo	3.0400	8000.0	102	14819	No
177	GOM_NL__2PRFIN20041230_091627_000000442033_00236_14819_7486.N1	30-DEC-2004 09:16:27	Bright	43.500	83		2.3780	11000.	87	14819	No
178	GOM_NL__2PRFIN20041230_092032_000000522033_00236_14819_7487.N1	30-DEC-2004 09:20:32	Bright	52.000	111	8Eta Boo	2.6800	6000.0	104	14819	No
179	GOM_NL__2PRFIN20041230_092640_000000882033_00236_14819_7488.N1	30-DEC-2004 09:26:40	Twilight	87.500	138	47Eps Vir	2.8280	4700.0	175	14819	No
180	GOM_NL__2PRFIN20041230_092918_000000472033_00236_14819_7489.N1	30-DEC-2004 09:29:18	Twilight	46.500	122	9Alp2Lib	2.7470	9700.0	93	14819	No
181	GOM_NL__2PRFIN20041230_093230_000000652033_00236_14819_7490.N1	30-DEC-2004 09:32:30	Dark	65.000	15	67Alp Vir	0.97600	28000.	130	14819	No
182	GOM_NL__2PRFIN20041230_093447_000000392033_00236_14819_7491.N1	30-DEC-2004 09:34:47	Twilight	39.000	131	Gam Lup	2.8000	26000.	78	14819	No
183	GOM_NL__2PRFIN20041230_093609_000000542033_00236_14819_7492.N1	30-DEC-2004 09:36:09	Dark	53.500	54	5The Cen	2.0550	4500.0	107	14819	No
184	GOM_NL__2PRFIN20041230_093731_000000432033_00236_14819_7493.N1	30-DEC-2004 09:37:31	Dark	43.000	78	Alp Lup	2.3040	28000.	86	14819	No
185	GOM_NL__2PRFIN20041230_093858_000000412033_00236_14819_7494.N1	30-DEC-2004 09:38:58	Dark	41.000	95	Zet Cen	2.5450	26000.	82	14819	No
186	GOM_NL__2PRFIN20041230_094046_000000522033_00236_14819_7495.N1	30-DEC-2004 09:40:46	Dark	51.500	4	Alp1Cen	-0.010000	5800.0	103	14819	No
187	GOM_NL__2PRFIN20041230_094432_000000442033_00237_14820_7460.N1	30-DEC-2004 09:44:32	Dark	43.500	12	Alp1Cru	0.77500	30000.	87	14820	No
188	GOM_NL__2PRFIN20041230_094952_000000462033_00237_14820_7461.N1	30-DEC-2004 09:49:52	Dark	45.500	29	Bet Car	1.6720	10200.	91	14820	No
189	GOM_NL__2PRFIN20041230_095113_000000442033_00237_14820_7462.N1	30-DEC-2004 09:51:13	Dark	44.000	71	lot Car	2.2460	7700.0	88	14820	No
190	GOM_NL__2PRFIN20041230_095250_000000522033_00237_14820_7463.N1	30-DEC-2004 09:52:50	Dark	51.500	41	Eps Car	1.8600	4100.0	103	14820	No
191	GOM_NL__2PRFIN20041230_095444_000000572033_00237_14820_7464.N1	30-DEC-2004 09:54:44	Dark	56.500	65	Lam Vel	2.2040	4400.0	113	14820	No
192	GOM_NL__2PRFIN20041230_095707_000000472033_00237_14820_7465.N1	30-DEC-2004 09:57:07	Dark	46.500	2	Alp Car	-0.73600	7000.0	93	14820	No
193	GOM_NL__2PRFIN20041230_100019_000000472033_00237_14820_7466.N1	30-DEC-2004 10:00:19	Dark	47.000	117	Pi Pup	2.7060	3800.0	94	14820	No
194	GOM_NL__2PRFIN20041230_100308_000000532033_00237_14820_7467.N1	30-DEC-2004 10:03:08	Straylight	52.500	23	21Eps CMa	1.5020	26000.	105	14820	No
195	GOM_NL__2PRFIN20041230_100442_000000472033_00237_14820_7468.N1	30-DEC-2004 10:04:42	Straylight	47.000	179	24Omi2CMa	3.0320	24000.	94	14820	No
196	GOM_NL__2PRFIN20041230_100712_000000592033_00237_14820_7469.N1	30-DEC-2004 10:07:12	Straylight	58.500	1	9Alp CMa	-1.4400	11000.	117	14820	No
197	GOM_NL__2PRFIN20041230_101020_000000522033_00237_14820_7470.N1	30-DEC-2004 10:10:20	Straylight	52.000	7	19Bet Ori	0.10000	14000.	104	14820	No
198	GOM_NL__2PRFIN20041230_101214_000000442033_00237_14820_7471.N1	30-DEC-2004 10:12:14	Straylight	44.000	30	46Eps Ori	1.6940	30000.	88	14820	No
199	GOM_NL__2PRFIN20041230_101426_000000432033_00237_14820_7472.N1	30-DEC-2004 10:14:26	Twilight	43.000	27	24Gam Ori	1.6360	26000.	86	14820	No
200	GOM_NL__2PRFIN20041230_101559_000000842033_00237_14820_7473.N1	30-DEC-2004 10:15:59	Twilight	83.500	8	10Alp CMi	0.40000	6500.0	167	14820	No
201	GOM_NL__2PRFIN20041230_101809_000000512033_00237_14820_7474.N1	30-DEC-2004 10:18:09	Bright	51.000	44	24Gam Gem	1.9280	11000.	102	14820	No
202	GOM_NL__2PRFIN20041230_101946_000000502033_00237_14820_7475.N1	30-DEC-2004 10:19:46	Bright	50.000	151	13Mu Gem	2.8900	3000.0	100	14820	No
203	GOM_NL__2PRFIN20041230_102204_000000412033_00237_14820_7476.N1	30-DEC-2004 10:22:04	Bright	40.500	114	3lot Aur	2.6930	4600.0	81	14820	No
204	GOM_NL__2PRFIN20041230_102345_000000402033_00237_14820_7477.N1	30-DEC-2004 10:23:45	Bright	40.000	107	37The Aur	2.6490	11000.	80	14820	No
205	GOM_NL__2PRFIN20041230_102547_000000432033_00237_14820_7478.N1	30-DEC-2004 10:25:47	Bright	43.000	6	13Alp Aur	0.080000	3400.0	86	14820	No
206	GOM_NL__2PRFIN20041230_102725_000000402033_00237_14820_7479.N1	30-DEC-2004 10:27:25	Bright	40.000	35	33Alp Per	1.7950	6250.0	80	14820	No
207	GOM_NL__2PRFIN20041230_102845_000000382033_00237_14820_7480.N1	30-DEC-2004 10:28:45	Bright	37.500	160	23Gam Per	2.9300	4700.0	75	14820	No
208	GOM_NL__2PRFIN20041230_103755_000000392033_00237_14820_7481.N1	30-DEC-2004 10:37:55	Bright	38.500	49	1Alp UMi	1.9900	6300.0	77	14820	No
209	GOM_NL__2PRFIN20041230_104101_000000512033_00237_14820_7482.N1	30-DEC-2004 10:41:01	Bright	50.500	36	50Alp UMa	1.8000	6300.0	101	14820	No
210	GOM_NL__2PRFIN20041230_104505_000000552033_00237_14820_7483.N1	30-DEC-2004 10:45:05	Bright	55.000	87	64Gam UMa	2.4330	11000.	110	14820	No
211	GOM_NL__2PRFIN20041230_104710_000000512033_00237_14820_7484.N1	30-DEC-2004 10:47:10	Bright	50.500	55	79Zet UMa	2.0600	10200.	101	14820	No
212	GOM_NL__2PRFIN20041230_104926_000000442033_00237_14820_7485.N1	30-DEC-2004 10:49:26	Bright	43.500	39	85Eta UMa	1.8540	24000.	87	14820	No
213	GOM_NL__2PRFIN20041230_105325_000000422033_00237_14820_7486.N1	30-DEC-2004 10:53:25	Bright	42.000	180	27Gam Boo	3.0400	8000.0	84	14820	No
214	GOM_NL__2PRFIN20041230_105703_000000422033_00237_14820_7487.N1	30-DEC-2004 10:57:03	Bright	42.000	83		2.3780	11000.	84	14820	No
215	GOM_NL__2PRFIN20041230_110109_000000732033_00237_14820_7488.N1	30-DEC-2004 11:01:09	Bright	72.500	111	8Eta Boo	2.6800	6000.0	145	14820	No
216	GOM_NL__2PRFIN20041230_110955_000000482033_00237_14820_7489.N1	30-DEC-2004 11:09:55	Twilight	48.000	122	9Alp2Lib	2.7470	9700.0	96	14820	No
217	GOM_NL__2PRFIN20041230_111307_000000642033_00237_14820_7490.N1	30-DEC-2004 11:13:07	Dark	63.500	15	67Alp Vir	0.97600	28000.	127	14820	No
218	GOM_NL__2PRFIN20041230_111523_000000402033_00237_14820_7491.N1	30-DEC-2004 11:15:23	Twilight	40.000	131	Gam Lup	2.8000	26000.	80	14820	No
219	GOM_NL__2PRFIN20041230_111641_000000412033_00237_14820_7492.N1	30-DEC-2004 11:16:41	Dark	40.500	109	Bet Lup	2.6770	26000.	81	14820	No

220	GOM_NL__2PRFIN20041230_111808_000000412033_00237_14820_7493.N1	30-DEC-2004 11:18:08	Dark	40.500	78	Alp Lup	2.3040	28000.	81	14820	No
221	GOM_NL__2PRFIN20041230_111934_000000422033_00237_14820_7494.N1	30-DEC-2004 11:19:34	Dark	41.500	95	Zet Cen	2.5450	26000.	83	14820	No
222	GOM_NL__2PRFIN20041230_112122_000000472033_00237_14820_7495.N1	30-DEC-2004 11:21:22	Dark	46.500	4	Alp1Cen	-0.010000	5800.0	93	14820	No
223	GOM_NL__2PRFIN20041230_112509_000000442033_00238_14821_7460.N1	30-DEC-2004 11:25:09	Dark	44.000	12	Alp1Cru	0.77500	30000.	88	14821	No
224	GOM_NL__2PRFIN20041230_113028_000000422033_00238_14821_7461.N1	30-DEC-2004 11:30:28	Dark	41.500	29	Bet Car	1.6720	10200.	83	14821	No
225	GOM_NL__2PRFIN20041230_113149_000000442033_00238_14821_7462.N1	30-DEC-2004 11:31:49	Dark	44.000	71	Iot Car	2.2460	7700.0	88	14821	No
226	GOM_NL__2PRFIN20041230_113324_000000472033_00238_14821_7463.N1	30-DEC-2004 11:33:24	Dark	46.500	41	Eps Car	1.8600	4100.0	93	14821	No
227	GOM_NL__2PRFIN20041230_113520_000000612033_00238_14821_7464.N1	30-DEC-2004 11:35:20	Dark	60.500	65	Lam Vel	2.2040	4400.0	121	14821	No
228	GOM_NL__2PRFIN20041230_113742_000000482033_00238_14821_7465.N1	30-DEC-2004 11:37:42	Dark	47.500	2	Alp Car	-0.73600	7000.0	95	14821	No
229	GOM_NL__2PRFIN20041230_114054_000000542033_00238_14821_7466.N1	30-DEC-2004 11:40:54	Dark	53.500	117	Pi Pup	2.7060	3800.0	107	14821	No
230	GOM_NL__2PRFIN20041230_114344_000000522033_00238_14821_7467.N1	30-DEC-2004 11:43:44	Straylight	51.500	23	21Eps CMa	1.5020	26000.	103	14821	No
231	GOM_NL__2PRFIN20041230_114518_000000472033_00238_14821_7468.N1	30-DEC-2004 11:45:18	Straylight	47.000	179	24Omi2CMa	3.0320	24000.	94	14821	No
232	GOM_NL__2PRFIN20041230_114748_000000542033_00238_14821_7469.N1	30-DEC-2004 11:47:48	Straylight	53.500	1	9Alp CMa	-1.4400	11000.	107	14821	No
233	GOM_NL__2PRFIN20041230_115054_000000522033_00238_14821_7470.N1	30-DEC-2004 11:50:54	Straylight	52.000	7	19Bet Ori	0.10000	14000.	104	14821	No
234	GOM_NL__2PRFIN20041230_115249_000000452033_00238_14821_7471.N1	30-DEC-2004 11:52:49	Straylight	44.500	30	46Eps Ori	1.6940	30000.	89	14821	No
235	GOM_NL__2PRFIN20041230_115502_000000442033_00238_14821_7472.N1	30-DEC-2004 11:55:02	Twi_and_stray	43.500	27	24Gam Ori	1.6360	26000.	87	14821	No
236	GOM_NL__2PRFIN20041230_115635_000000832033_00238_14821_7473.N1	30-DEC-2004 11:56:35	Twi_and_stray	82.500	8	10Alp CMi	0.40000	6500.0	165	14821	No
237	GOM_NL__2PRFIN20041230_115845_000000512033_00238_14821_7474.N1	30-DEC-2004 11:58:45	Bright	50.500	44	24Gam Gem	1.9280	11000.	101	14821	No
238	GOM_NL__2PRFIN20041230_120022_000000502033_00238_14821_7475.N1	30-DEC-2004 12:00:22	Bright	49.500	151	13Mu Gem	2.8900	3000.0	99	14821	No
239	GOM_NL__2PRFIN20041230_120240_000000412033_00238_14821_7476.N1	30-DEC-2004 12:02:40	Bright	40.500	114	3Iot Aur	2.6930	4600.0	81	14821	No
240	GOM_NL__2PRFIN20041230_120421_000000412033_00238_14821_7477.N1	30-DEC-2004 12:04:21	Bright	41.000	107	37The Aur	2.6490	11000.	82	14821	No
241	GOM_NL__2PRFIN20041230_120623_000000432033_00238_14821_7478.N1	30-DEC-2004 12:06:23	Bright	42.500	6	13Alp Aur	0.080000	3400.0	85	14821	No
242	GOM_NL__2PRFIN20041230_120804_000000402033_00238_14821_7479.N1	30-DEC-2004 12:08:04	Bright	39.500	35	33Alp Per	1.7950	6250.0	79	14821	No
243	GOM_NL__2PRFIN20041230_120921_000000382033_00238_14821_7480.N1	30-DEC-2004 12:09:21	Bright	37.500	160	23Gam Per	2.9300	4700.0	75	14821	No
244	GOM_NL__2PRFIN20041230_121831_000000372033_00238_14821_7481.N1	30-DEC-2004 12:18:31	Bright	36.500	49	1Alp UMi	1.9900	6300.0	73	14821	No
245	GOM_NL__2PRFIN20041230_122137_000000472033_00238_14821_7482.N1	30-DEC-2004 12:21:37	Bright	47.000	36	50Alp UMa	1.8000	6300.0	94	14821	No
246	GOM_NL__2PRFIN20041230_122541_000000552033_00238_14821_7483.N1	30-DEC-2004 12:25:41	Bright	55.000	87	64Gam UMa	2.4330	11000.	110	14821	No
247	GOM_NL__2PRFIN20041230_122745_000000462033_00238_14821_7484.N1	30-DEC-2004 12:27:45	Bright	45.500	55	79Zet UMa	2.0600	10200.	91	14821	No
248	GOM_NL__2PRFIN20041230_123001_000000452033_00238_14821_7485.N1	30-DEC-2004 12:30:01	Bright	45.000	39	85Eta UMa	1.8540	24000.	90	14821	No
249	GOM_NL__2PRFIN20041230_123401_000000422033_00238_14821_7486.N1	30-DEC-2004 12:34:01	Bright	41.500	180	27Gam Boo	3.0400	8000.0	83	14821	No
250	GOM_NL__2PRFIN20041230_123739_000000432033_00238_14821_7487.N1	30-DEC-2004 12:37:39	Bright	42.500	83		2.3780	11000.	85	14821	No
251	GOM_NL__2PRFIN20041230_124145_000000532033_00238_14821_7488.N1	30-DEC-2004 12:41:45	Bright	52.500	111	8Eta Boo	2.6800	6000.0	105	14821	No
252	GOM_NL__2PRFIN20041230_125029_000000472033_00238_14821_7489.N1	30-DEC-2004 12:50:29	Twi_and_stray	47.000	122	9Alp2Lib	2.7470	9700.0	94	14821	No
253	GOM_NL__2PRFIN20041230_125344_000000712033_00238_14821_7490.N1	30-DEC-2004 12:53:44	Dark	70.500	15	67Alp Vir	0.97600	28000.	141	14821	No
254	GOM_NL__2PRFIN20041230_125559_000000402033_00238_14821_7491.N1	30-DEC-2004 12:55:59	Twilight	40.000	131	Gam Lup	2.8000	26000.	80	14821	No
255	GOM_NL__2PRFIN20041230_125716_000000412033_00238_14821_7492.N1	30-DEC-2004 12:57:16	Dark	41.000	109	Bet Lup	2.6770	26000.	82	14821	No
256	GOM_NL__2PRFIN20041230_125842_000000422033_00238_14821_7493.N1	30-DEC-2004 12:58:42	Dark	42.000	78	Alp Lup	2.3040	28000.	84	14821	No
257	GOM_NL__2PRFIN20041230_130010_000000432033_00238_14821_7494.N1	30-DEC-2004 13:00:10	Dark	42.500	95	Zet Cen	2.5450	26000.	85	14821	No
258	GOM_NL__2PRFIN20041230_130156_000000522033_00238_14821_7495.N1	30-DEC-2004 13:01:56	Dark	52.000	4	Alp1Cen	-0.010000	5800.0	104	14821	No
259	GOM_NL__2PRFIN20041230_130543_000000462033_00239_14822_7618.N1	30-DEC-2004 13:05:43	Dark	45.500	12	Alp1Cru	0.77500	30000.	91	14822	No
260	GOM_NL__2PRFIN20041230_131105_000000422033_00239_14822_7619.N1	30-DEC-2004 13:11:05	Dark	41.500	29	Bet Car	1.6720	10200.	83	14822	No
261	GOM_NL__2PRFIN20041230_131223_000000452033_00239_14822_7620.N1	30-DEC-2004 13:12:23	Dark	44.500	71	Iot Car	2.2460	7700.0	89	14822	No
262	GOM_NL__2PRFIN20041230_131402_000000452033_00239_14822_7621.N1	30-DEC-2004 13:14:02	Dark	45.000	41	Eps Car	1.8600	4100.0	90	14822	No
263	GOM_NL__2PRFIN20041230_131557_000000532033_00239_14822_7622.N1	30-DEC-2004 13:15:57	Dark	52.500	65	Lam Vel	2.2040	4400.0	105	14822	No
264	GOM_NL__2PRFIN20041230_131819_000000482033_00239_14822_7623.N1	30-DEC-2004 13:18:19	Dark	47.500	2	Alp Car	-0.73600	7000.0	95	14822	No
265	GOM_NL__2PRFIN20041230_132131_000000522033_00239_14822_7624.N1	30-DEC-2004 13:21:31	Dark	51.500	117	Pi Pup	2.7060	3800.0	103	14822	No
266	GOM_NL__2PRFIN20041230_132420_000000482033_00239_14822_7625.N1	30-DEC-2004 13:24:20	Straylight	47.500	23	21Eps CMa	1.5020	26000.	95	14822	No
267	GOM_NL__2PRFIN20041230_132554_000000462033_00239_14822_7626.N1	30-DEC-2004 13:25:54	Straylight	46.000	179	24Omi2CMa	3.0320	24000.	92	14822	No
268	GOM_NL__2PRFIN20041230_132824_000000552033_00239_14822_7627.N1	30-DEC-2004 13:28:24	Straylight	55.000	1	9Alp CMa	-1.4400	11000.	110	14822	No
269	GOM_NL__2PRFIN20041230_133131_000000522033_00239_14822_7628.N1	30-DEC-2004 13:31:31	Straylight	52.000	7	19Bet Ori	0.10000	14000.	104	14822	No
270	GOM_NL__2PRFIN20041230_133325_000000452033_00239_14822_7629.N1	30-DEC-2004 13:33:25	Straylight	44.500	30	46Eps Ori	1.6940	30000.	89	14822	No
271	GOM_NL__2PRFIN20041230_133538_000000422033_00239_14822_7630.N1	30-DEC-2004 13:35:38	Twi_and_stray	41.500	27	24Gam Ori	1.6360	26000.	83	14822	No
272	GOM_NL__2PRFIN20041230_133711_000000762033_00239_14822_7631.N1	30-DEC-2004 13:37:11	Twi_and_stray	76.000	8	10Alp CMi	0.40000	6500.0	152	14822	No
273	GOM_NL__2PRFIN20041230_133920_000000642033_00239_14822_7632.N1	30-DEC-2004 13:39:20	Bright	63.500	44	24Gam Gem	1.9280	11000.	127	14822	No
274	GOM_NL__2PRFIN20041230_134058_000000482033_00239_14822_7633.N1	30-DEC-2004 13:40:58	Bright	47.500	151	13Mu Gem	2.8900	3000.0	95	14822	No
275	GOM_NL__2PRFIN20041230_134316_000000402033_00239_14822_7634.N1	30-DEC-2004 13:43:16	Bright	39.500	114	3Iot Aur	2.6930	4600.0	79	14822	No
276	GOM_NL__2PRFIN20041230_134456_000000412033_00239_14822_7635.N1	30-DEC-2004 13:44:56	Bright	40.500	107	37The Aur	2.6490	11000.	81	14822	No
277	GOM_NL__2PRFIN20041230_134658_000000462033_00239_14822_7636.N1	30-DEC-2004 13:46:58	Bright	45.500	6	13Alp Aur	0.080000	3400.0	91	14822	No
278	GOM_NL__2PRFIN20041230_134840_000000382033_00239_14822_7637.N1	30-DEC-2004 13:48:40	Bright	38.000	35	33Alp Per	1.7950	6250.0	76	14822	No

279	GOM_NL__2PRFIN20041230_134957_000000382033_00239_14822_7638.N1	30-DEC-2004 13:49:57	Bright	38.000	160	23Gam Per	2.9300	4700.0	76	14822	No
280	GOM_NL__2PRFIN20041230_135908_000000382033_00239_14822_7639.N1	30-DEC-2004 13:59:08	Bright	37.500	49	1Alp UMi	1.9900	6300.0	75	14822	No
281	GOM_NL__2PRFIN20041230_140212_000000502033_00239_14822_7640.N1	30-DEC-2004 14:02:12	Bright	50.000	36	50Alp UMa	1.8000	6300.0	100	14822	No
282	GOM_NL__2PRFIN20041230_140616_000000562033_00239_14822_7641.N1	30-DEC-2004 14:06:16	Bright	56.000	87	64Gam UMa	2.4330	11000.	112	14822	No
283	GOM_NL__2PRFIN20041230_140821_000000452033_00239_14822_7642.N1	30-DEC-2004 14:08:21	Bright	45.000	55	79Zet UMa	2.0600	10200.	90	14822	No
284	GOM_NL__2PRFIN20041230_141037_000000452033_00239_14822_7643.N1	30-DEC-2004 14:10:37	Bright	44.500	39	85Eta UMa	1.8540	24000.	89	14822	No
285	GOM_NL__2PRFIN20041230_141438_000000422033_00239_14822_7644.N1	30-DEC-2004 14:14:38	Bright	42.000	180	27Gam Boo	3.0400	8000.0	84	14822	No
286	GOM_NL__2PRFIN20041230_141815_000000452033_00239_14822_7645.N1	30-DEC-2004 14:18:15	Bright	44.500	83		2.3780	11000.	89	14822	No
287	GOM_NL__2PRFIN20041230_142222_000000762033_00239_14822_7646.N1	30-DEC-2004 14:22:22	Bright	76.000	111	8Eta Boo	2.6800	6000.0	152	14822	No
288	GOM_NL__2PRFIN20041230_143107_000000472033_00239_14822_7647.N1	30-DEC-2004 14:31:07	Tw_i_and_stray	47.000	122	9Alp2Lib	2.7470	9700.0	94	14822	No
289	GOM_NL__2PRFIN20041230_143422_000000662033_00239_14822_7648.N1	30-DEC-2004 14:34:22	Dark	65.500	15	67Alp Vir	0.97600	28000.	131	14822	No
290	GOM_NL__2PRFIN20041230_143634_000000432033_00239_14822_7649.N1	30-DEC-2004 14:36:34	Twilight	43.000	131	Gam Lup	2.8000	26000.	86	14822	No
291	GOM_NL__2PRFIN20041230_143752_000000412033_00239_14822_7650.N1	30-DEC-2004 14:37:52	Dark	41.000	109	Bet Lup	2.6770	26000.	82	14822	No
292	GOM_NL__2PRFIN20041230_143918_000000452033_00239_14822_7651.N1	30-DEC-2004 14:39:18	Dark	45.000	78	Alp Lup	2.3040	28000.	90	14822	No
293	GOM_NL__2PRFIN20041230_144047_000000412033_00239_14822_7652.N1	30-DEC-2004 14:40:47	Dark	41.000	95	Zet Cen	2.5450	26000.	82	14822	No
294	GOM_NL__2PRFIN20041230_144234_000000522033_00239_14822_7653.N1	30-DEC-2004 14:42:34	Dark	51.500	4	Alp1Cen	-0.010000	5800.0	103	14822	No
295	GOM_NL__2PRFIN20041230_144621_000000422033_00240_14823_7459.N1	30-DEC-2004 14:46:21	Dark	42.000	12	Alp1Cru	0.77500	30000.	84	14823	No
296	GOM_NL__2PRFIN20041230_145141_000000442033_00240_14823_7460.N1	30-DEC-2004 14:51:41	Dark	44.000	29	Bet Car	1.6720	10200.	88	14823	No
297	GOM_NL__2PRFIN20041230_145302_000000432033_00240_14823_7461.N1	30-DEC-2004 14:53:02	Dark	43.000	71	Iot Car	2.2460	7700.0	86	14823	No
298	GOM_NL__2PRFIN20041230_145438_000000452033_00240_14823_7462.N1	30-DEC-2004 14:54:38	Dark	44.500	41	Eps Car	1.8600	4100.0	89	14823	No
299	GOM_NL__2PRFIN20041230_145633_000000602033_00240_14823_7463.N1	30-DEC-2004 14:56:33	Dark	59.500	65	Lam Vel	2.2040	4400.0	119	14823	No
300	GOM_NL__2PRFIN20041230_145854_000000502033_00240_14823_7464.N1	30-DEC-2004 14:58:54	Dark	50.000	2	Alp Car	-0.73600	7000.0	100	14823	No
301	GOM_NL__2PRFIN20041230_150205_000000532033_00240_14823_7465.N1	30-DEC-2004 15:02:05	Dark	52.500	117	Pi Pup	2.7060	3800.0	105	14823	No
302	GOM_NL__2PRFIN20041230_150456_000000512033_00240_14823_7466.N1	30-DEC-2004 15:04:56	Straylight	50.500	23	21Eps CMa	1.5020	26000.	101	14823	No
303	GOM_NL__2PRFIN20041230_150630_000000492033_00240_14823_7467.N1	30-DEC-2004 15:06:30	Straylight	48.500	179	24Omi2CMa	3.0320	24000.	97	14823	No
304	GOM_NL__2PRFIN20041230_150900_000000592033_00240_14823_7468.N1	30-DEC-2004 15:09:00	Straylight	59.000	1	9Alp CMa	-1.4400	11000.	118	14823	No
305	GOM_NL__2PRFIN20041230_151206_000000492033_00240_14823_7469.N1	30-DEC-2004 15:12:06	Straylight	49.000	7	19Bet Ori	0.10000	14000.	98	14823	No
306	GOM_NL__2PRFIN20041230_151400_000000452033_00240_14823_7470.N1	30-DEC-2004 15:14:00	Straylight	45.000	30	46Eps Ori	1.6940	30000.	90	14823	No
307	GOM_NL__2PRFIN20041230_151613_000000452033_00240_14823_7471.N1	30-DEC-2004 15:16:13	Tw_i_and_stray	44.500	27	24Gam Ori	1.6360	26000.	89	14823	No
308	GOM_NL__2PRFIN20041230_151746_000000782033_00240_14823_7472.N1	30-DEC-2004 15:17:46	Tw_i_and_stray	77.500	8	10Alp CMi	0.40000	6500.0	155	14823	No
309	GOM_NL__2PRFIN20041230_151956_000000542033_00240_14823_7473.N1	30-DEC-2004 15:19:56	Bright	53.500	44	24Gam Gem	1.9280	11000.	107	14823	No
310	GOM_NL__2PRFIN20041230_152133_000000492033_00240_14823_7474.N1	30-DEC-2004 15:21:33	Bright	49.000	151	13Mu Gem	2.8900	3000.0	98	14823	No
311	GOM_NL__2PRFIN20041230_152352_000000412033_00240_14823_7475.N1	30-DEC-2004 15:23:52	Bright	40.500	114	3Iot Aur	2.6930	4600.0	81	14823	No
312	GOM_NL__2PRFIN20041230_152532_000000402033_00240_14823_7476.N1	30-DEC-2004 15:25:32	Bright	39.500	107	37The Aur	2.6490	11000.	79	14823	No
313	GOM_NL__2PRFIN20041230_152734_000000442033_00240_14823_7477.N1	30-DEC-2004 15:27:34	Bright	43.500	6	13Alp Aur	0.080000	3400.0	87	14823	No
314	GOM_NL__2PRFIN20041230_152916_000000392033_00240_14823_7478.N1	30-DEC-2004 15:29:16	Bright	38.500	35	33Alp Per	1.7950	6250.0	77	14823	No
315	GOM_NL__2PRFIN20041230_153034_000000382033_00240_14823_7479.N1	30-DEC-2004 15:30:34	Bright	37.500	160	23Gam Per	2.9300	4700.0	75	14823	No
316	GOM_NL__2PRFIN20041230_153943_000000382033_00240_14823_7480.N1	30-DEC-2004 15:39:43	Bright	38.000	49	1Alp UMi	1.9900	6300.0	76	14823	No
317	GOM_NL__2PRFIN20041230_154248_000000502033_00240_14823_7481.N1	30-DEC-2004 15:42:48	Bright	49.500	36	50Alp UMa	1.8000	6300.0	99	14823	No
318	GOM_NL__2PRFIN20041230_154651_000000562033_00240_14823_7482.N1	30-DEC-2004 15:46:51	Bright	55.500	87	64Gam UMa	2.4330	11000.	111	14823	No
319	GOM_NL__2PRFIN20041230_154857_000000482033_00240_14823_7483.N1	30-DEC-2004 15:48:57	Bright	47.500	55	79Zet UMa	2.0600	10200.	95	14823	No
320	GOM_NL__2PRFIN20041230_155113_000000452033_00240_14823_7484.N1	30-DEC-2004 15:51:13	Bright	44.500	39	85Eta UMa	1.8540	24000.	89	14823	No
321	GOM_NL__2PRFIN20041230_155513_000000432033_00240_14823_7485.N1	30-DEC-2004 15:55:13	Bright	42.500	180	27Gam Boo	3.0400	8000.0	85	14823	No
322	GOM_NL__2PRFIN20041230_155852_000000442033_00240_14823_7486.N1	30-DEC-2004 15:58:52	Bright	43.500	83		2.3780	11000.	87	14823	No
323	GOM_NL__2PRFIN20041230_160258_000000692033_00240_14823_7487.N1	30-DEC-2004 16:02:58	Bright	68.500	111	8Eta Boo	2.6800	6000.0	137	14823	No
324	GOM_NL__2PRFIN20041230_161142_000000492033_00240_14823_7488.N1	30-DEC-2004 16:11:42	Tw_i_and_stray	49.000	122	9Alp2Lib	2.7470	9700.0	98	14823	No
325	GOM_NL__2PRFIN20041230_161459_000000822033_00240_14823_7489.N1	30-DEC-2004 16:14:59	Dark	82.000	15	67Alp Vir	0.97600	28000.	164	14823	No
326	GOM_NL__2PRFIN20041230_161712_000000402033_00240_14823_7490.N1	30-DEC-2004 16:17:12	Twilight	40.000	131	Gam Lup	2.8000	26000.	80	14823	No
327	GOM_NL__2PRFIN20041230_161829_000000392033_00240_14823_7491.N1	30-DEC-2004 16:18:29	Dark	38.500	109	Bet Lup	2.6770	26000.	77	14823	No
328	GOM_NL__2PRFIN20041230_161955_000000412033_00240_14823_7492.N1	30-DEC-2004 16:19:55	Dark	41.000	78	Alp Lup	2.3040	28000.	82	14823	No
329	GOM_NL__2PRFIN20041230_162123_000000422033_00240_14823_7493.N1	30-DEC-2004 16:21:23	Dark	41.500	95	Zet Cen	2.5450	26000.	83	14823	No
330	GOM_NL__2PRFIN20041230_162308_000000522033_00240_14823_7494.N1	30-DEC-2004 16:23:08	Dark	52.000	4	Alp1Cen	-0.010000	5800.0	104	14823	No
331	GOM_NL__2PRFIN20041230_162658_000000432033_00241_14824_7459.N1	30-DEC-2004 16:26:58	Dark	42.500	12	Alp1Cru	0.77500	30000.	85	14824	No
332	GOM_NL__2PRFIN20041230_163216_000000422033_00241_14824_7460.N1	30-DEC-2004 16:32:16	Dark	42.000	29	Bet Car	1.6720	10200.	84	14824	No
333	GOM_NL__2PRFIN20041230_163339_000000442033_00241_14824_7461.N1	30-DEC-2004 16:33:39	Dark	43.500	71	Iot Car	2.2460	7700.0	87	14824	No
334	GOM_NL__2PRFIN20041230_163513_000000442033_00241_14824_7462.N1	30-DEC-2004 16:35:13	Dark	44.000	41	Eps Car	1.8600	4100.0	88	14824	No
335	GOM_NL__2PRFIN20041230_163710_000000512033_00241_14824_7463.N1	30-DEC-2004 16:37:10	Dark	51.000	65	Lam Vel	2.2040	4400.0	102	14824	No
336	GOM_NL__2PRFIN20041230_163929_000000482033_00241_14824_7464.N1	30-DEC-2004 16:39:29	Dark	47.500	2	Alp Car	-0.73600	7000.0	95	14824	No
337	GOM_NL__2PRFIN20041230_164241_000000522033_00241_14824_7465.N1	30-DEC-2004 16:42:41	Dark	51.500	117	Pi Pup	2.7060	3800.0	103	14824	No

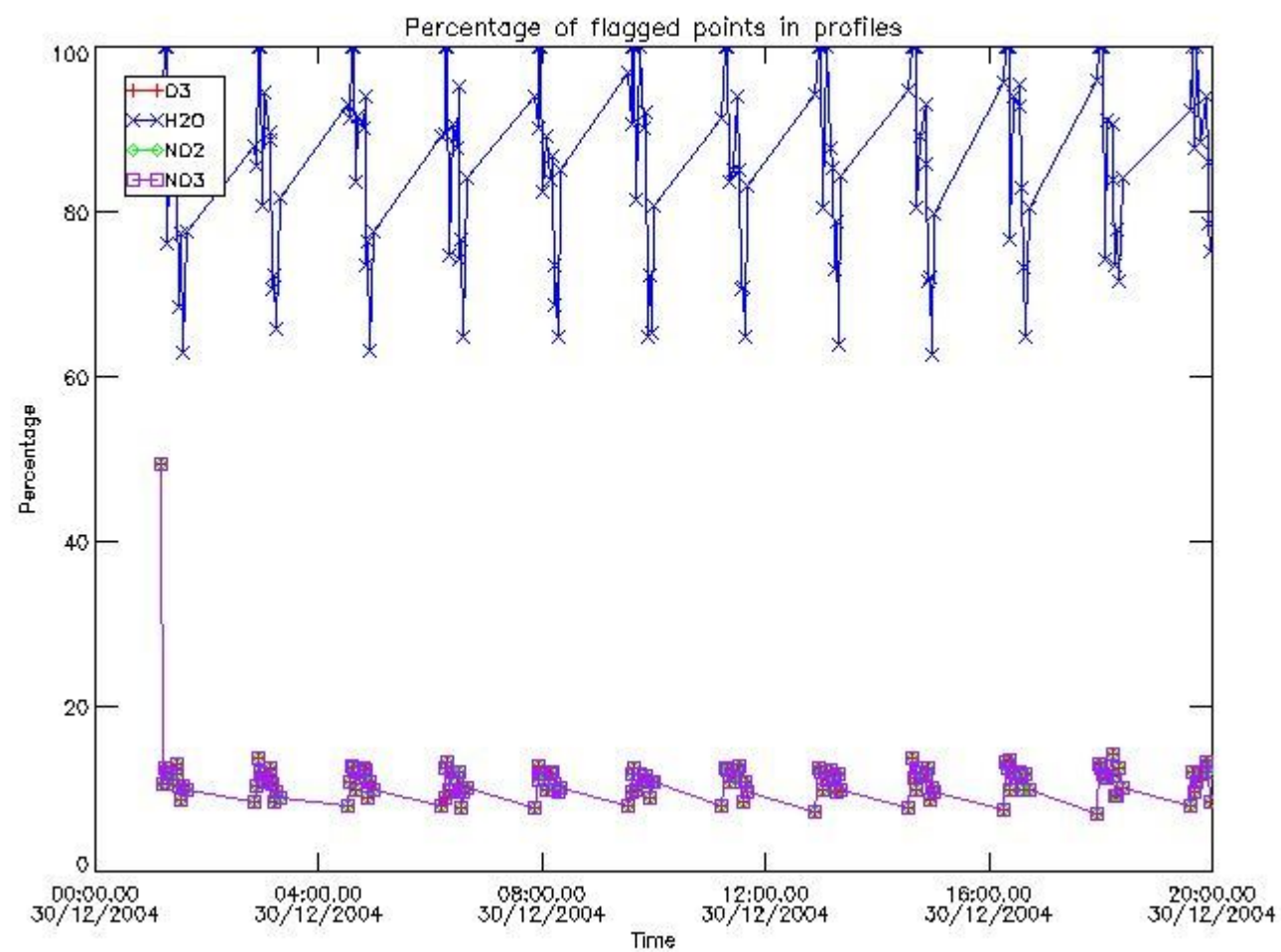
338	GOM_NL__2PRFIN20041230_164533_000000522033_00241_14824_7466.N1	30-DEC-2004 16:45:33	Straylight	52.000	23	21Eps CMa	1.5020	26000.	104	14824	No
339	GOM_NL__2PRFIN20041230_164706_000000492033_00241_14824_7467.N1	30-DEC-2004 16:47:06	Straylight	49.000	179	24Omi2CMa	3.0320	24000.	98	14824	No
340	GOM_NL__2PRFIN20041230_164936_000000602033_00241_14824_7468.N1	30-DEC-2004 16:49:36	Straylight	60.000	1	9Alp CMa	-1.4400	11000.	120	14824	No
341	GOM_NL__2PRFIN20041230_165242_000000502033_00241_14824_7469.N1	30-DEC-2004 16:52:42	Straylight	49.500	7	19Bet Ori	0.10000	14000.	99	14824	No
342	GOM_NL__2PRFIN20041230_165436_000000442033_00241_14824_7470.N1	30-DEC-2004 16:54:36	Straylight	43.500	30	46Eps Ori	1.6940	30000.	87	14824	No
343	GOM_NL__2PRFIN20041230_165649_000000432033_00241_14824_7471.N1	30-DEC-2004 16:56:49	Twilight	43.000	27	24Gam Ori	1.6360	26000.	86	14824	No
344	GOM_NL__2PRFIN20041230_165821_000000872033_00241_14824_7472.N1	30-DEC-2004 16:58:21	Twilight	87.000	8	10Alp CMi	0.40000	6500.0	174	14824	No
345	GOM_NL__2PRFIN20041230_170032_000000542033_00241_14824_7473.N1	30-DEC-2004 17:00:32	Bright	53.500	44	24Gam Gem	1.9280	11000.	107	14824	No
346	GOM_NL__2PRFIN20041230_170209_000000512033_00241_14824_7474.N1	30-DEC-2004 17:02:09	Bright	50.500	151	13Mu Gem	2.8900	3000.0	101	14824	No
347	GOM_NL__2PRFIN20041230_170428_000000422033_00241_14824_7475.N1	30-DEC-2004 17:04:28	Bright	41.500	114	3Iot Aur	2.6930	4600.0	83	14824	No
348	GOM_NL__2PRFIN20041230_170607_000000422033_00241_14824_7476.N1	30-DEC-2004 17:06:07	Bright	41.500	107	37The Aur	2.6490	11000.	83	14824	No
349	GOM_NL__2PRFIN20041230_170810_000000432033_00241_14824_7477.N1	30-DEC-2004 17:08:10	Bright	43.000	6	13Alp Aur	0.080000	3400.0	86	14824	No
350	GOM_NL__2PRFIN20041230_170952_000000392033_00241_14824_7478.N1	30-DEC-2004 17:09:52	Bright	38.500	35	33Alp Per	1.7950	6250.0	77	14824	No
351	GOM_NL__2PRFIN20041230_171109_000000372033_00241_14824_7479.N1	30-DEC-2004 17:11:09	Bright	36.500	160	23Gam Per	2.9300	4700.0	73	14824	No
352	GOM_NL__2PRFIN20041230_172020_000000382033_00241_14824_7480.N1	30-DEC-2004 17:20:20	Bright	37.500	49	1Alp UMi	1.9900	6300.0	75	14824	No
353	GOM_NL__2PRFIN20041230_172323_000000512033_00241_14824_7481.N1	30-DEC-2004 17:23:23	Bright	50.500	36	50Alp UMa	1.8000	6300.0	101	14824	No
354	GOM_NL__2PRFIN20041230_172726_000000542033_00241_14824_7482.N1	30-DEC-2004 17:27:26	Bright	54.000	87	64Gam UMa	2.4330	11000.	108	14824	No
355	GOM_NL__2PRFIN20041230_172932_000000452033_00241_14824_7483.N1	30-DEC-2004 17:29:32	Bright	45.000	55	79Zet UMa	2.0600	10200.	90	14824	No
356	GOM_NL__2PRFIN20041230_173149_000000462033_00241_14824_7484.N1	30-DEC-2004 17:31:49	Bright	45.500	39	85Eta UMa	1.8540	24000.	91	14824	No
357	GOM_NL__2PRFIN20041230_173549_000000422033_00241_14824_7485.N1	30-DEC-2004 17:35:49	Bright	42.000	180	27Gam Boo	3.0400	8000.0	84	14824	No
358	GOM_NL__2PRFIN20041230_173927_000000612033_00241_14824_7486.N1	30-DEC-2004 17:39:27	Bright	61.000	83		2.3780	11000.	122	14824	No
359	GOM_NL__2PRFIN20041230_174335_000000542033_00241_14824_7487.N1	30-DEC-2004 17:43:35	Bright	53.500	111	8Eta Boo	2.6800	6000.0	107	14824	No
360	GOM_NL__2PRFIN20041230_175221_000000452033_00241_14824_7488.N1	30-DEC-2004 17:52:21	Twilight	45.000	122	9Alp2Lib	2.7470	9700.0	90	14824	No
361	GOM_NL__2PRFIN20041230_175536_000000742033_00241_14824_7489.N1	30-DEC-2004 17:55:36	Dark	74.000	15	67Alp Vir	0.97600	28000.	148	14824	No
362	GOM_NL__2PRFIN20041230_175748_000000402033_00241_14824_7490.N1	30-DEC-2004 17:57:48	Twilight	40.000	131	Gam Lup	2.8000	26000.	80	14824	No
363	GOM_NL__2PRFIN20041230_175906_000000402033_00241_14824_7491.N1	30-DEC-2004 17:59:06	Dark	39.500	109	Bet Lup	2.6770	26000.	79	14824	No
364	GOM_NL__2PRFIN20041230_180033_000000412033_00241_14824_7492.N1	30-DEC-2004 18:00:33	Dark	40.500	78	Alp Lup	2.3040	28000.	81	14824	No
365	GOM_NL__2PRFIN20041230_180200_000000442033_00241_14824_7493.N1	30-DEC-2004 18:02:00	Dark	43.500	95	Zet Cen	2.5450	26000.	87	14824	No
366	GOM_NL__2PRFIN20041230_180346_000000452033_00241_14824_7494.N1	30-DEC-2004 18:03:46	Dark	45.000	4	Alp1Cen	-0.010000	5800.0	90	14824	No
367	GOM_NL__2PRFIN20041230_180734_000000452033_00242_14825_7459.N1	30-DEC-2004 18:07:34	Dark	45.000	12	Alp1Cru	0.77500	30000.	90	14825	No
368	GOM_NL__2PRFIN20041230_181252_000000432033_00242_14825_7460.N1	30-DEC-2004 18:12:52	Dark	43.000	29	Bet Car	1.6720	10200.	86	14825	No
369	GOM_NL__2PRFIN20041230_181415_000000442033_00242_14825_7461.N1	30-DEC-2004 18:14:15	Dark	44.000	71	Iot Car	2.2460	7700.0	88	14825	No
370	GOM_NL__2PRFIN20041230_181549_000000552033_00242_14825_7462.N1	30-DEC-2004 18:15:49	Dark	55.000	41	Eps Car	1.8600	4100.0	110	14825	No
371	GOM_NL__2PRFIN20041230_181747_000000622033_00242_14825_7463.N1	30-DEC-2004 18:17:47	Dark	61.500	65	Lam Vel	2.2040	4400.0	123	14825	No
372	GOM_NL__2PRFIN20041230_182007_000000412033_00242_14825_7464.N1	30-DEC-2004 18:20:07	Dark	41.000	2	Alp Car	-0.73600	7000.0	82	14825	No
373	GOM_NL__2PRFIN20041230_182319_000000512033_00242_14825_7465.N1	30-DEC-2004 18:23:19	Dark	50.500	117	Pi Pup	2.7060	3800.0	101	14825	No
374	GOM_NL__2PRFIN20041230_182609_000000502033_00242_14825_7466.N1	30-DEC-2004 18:26:09	Straylight	50.000	23	21Eps CMa	1.5020	26000.	100	14825	No
375	GOM_NL__2PRFIN20041230_182742_000000492033_00242_14825_7467.N1	30-DEC-2004 18:27:42	Straylight	48.500	179	24Omi2CMa	3.0320	24000.	97	14825	No
376	GOM_NL__2PRFIN20041230_183012_000000542033_00242_14825_7468.N1	30-DEC-2004 18:30:12	Straylight	53.500	1	9Alp CMa	-1.4400	11000.	107	14825	No
377	GOM_NL__2PRFIN20041230_183320_000000492033_00242_14825_7469.N1	30-DEC-2004 18:33:20	Straylight	48.500	7	19Bet Ori	0.10000	14000.	97	14825	No
378	GOM_NL__2PRFIN20041230_183511_000000462033_00242_14825_7470.N1	30-DEC-2004 18:35:11	Straylight	46.000	30	46Eps Ori	1.6940	30000.	92	14825	No
379	GOM_NL__2PRFIN20041230_183856_000000742033_00242_14825_7471.N1	30-DEC-2004 18:38:56	Twilight	74.000	8	10Alp CMi	0.40000	6500.0	148	14825	No
380	GOM_NL__2PRFIN20041230_184106_000000522033_00242_14825_7472.N1	30-DEC-2004 18:41:06	Bright	51.500	44	24Gam Gem	1.9280	11000.	103	14825	No
381	GOM_NL__2PRFIN20041230_184244_000000502033_00242_14825_7473.N1	30-DEC-2004 18:42:44	Bright	50.000	151	13Mu Gem	2.8900	3000.0	100	14825	No
382	GOM_NL__2PRFIN20041230_184504_000000402033_00242_14825_7474.N1	30-DEC-2004 18:45:04	Bright	40.000	114	3Iot Aur	2.6930	4600.0	80	14825	No
383	GOM_NL__2PRFIN20041230_184643_000000412033_00242_14825_7475.N1	30-DEC-2004 18:46:43	Bright	41.000	107	37The Aur	2.6490	11000.	82	14825	No
384	GOM_NL__2PRFIN20041230_184846_000000432033_00242_14825_7476.N1	30-DEC-2004 18:48:46	Bright	42.500	6	13Alp Aur	0.080000	3400.0	85	14825	No
385	GOM_NL__2PRFIN20041230_185028_000000392033_00242_14825_7477.N1	30-DEC-2004 18:50:28	Bright	39.000	35	33Alp Per	1.7950	6250.0	78	14825	No
386	GOM_NL__2PRFIN20041230_185146_000000372033_00242_14825_7478.N1	30-DEC-2004 18:51:46	Bright	37.000	160	23Gam Per	2.9300	4700.0	74	14825	No
387	GOM_NL__2PRFIN20041230_190055_000000392033_00242_14825_7479.N1	30-DEC-2004 19:00:55	Bright	39.000	49	1Alp UMi	1.9900	6300.0	78	14825	No
388	GOM_NL__2PRFIN20041230_190358_000000462033_00242_14825_7480.N1	30-DEC-2004 19:03:58	Bright	45.500	36	50Alp UMa	1.8000	6300.0	91	14825	No
389	GOM_NL__2PRFIN20041230_190802_000000552033_00242_14825_7481.N1	30-DEC-2004 19:08:02	Bright	54.500	87	64Gam UMa	2.4330	11000.	109	14825	No
390	GOM_NL__2PRFIN20041230_191008_000000472033_00242_14825_7482.N1	30-DEC-2004 19:10:08	Bright	47.000	55	79Zet UMa	2.0600	10200.	94	14825	No
391	GOM_NL__2PRFIN20041230_191224_000000462033_00242_14825_7483.N1	30-DEC-2004 19:12:24	Bright	45.500	39	85Eta UMa	1.8540	24000.	91	14825	No
392	GOM_NL__2PRFIN20041230_191625_000000442033_00242_14825_7484.N1	30-DEC-2004 19:16:25	Bright	43.500	180	27Gam Boo	3.0400	8000.0	87	14825	No
393	GOM_NL__2PRFIN20041230_192003_000000612033_00242_14825_7485.N1	30-DEC-2004 19:20:03	Bright	61.000	83		2.3780	11000.	122	14825	No
394	GOM_NL__2PRFIN20041230_192411_000000562033_00242_14825_7486.N1	30-DEC-2004 19:24:11	Bright	55.500	111	8Eta Boo	2.6800	6000.0	111	14825	No
395	GOM_NL__2PRFIN20041230_192736_000000392033_00242_14825_7487.N1	30-DEC-2004 19:27:36	Bright	38.500	120	1Del Oph	2.7340	3200.0	77	14825	No
396	GOM_NL__2PRFIN20041230_193021_000000552033_00242_14825_7488.N1	30-DEC-2004 19:30:21	Bright	55.000	104	27Bet Lib	2.6140	13100.	110	14825	No

397	GOM_NL__2PRFIN20041230_193255_000000472033_00242_14825_7489.N1	30-DEC-2004 19:32:55	Twilight_stray	46.500	122	9Alp2Lib	2.7470	9700.0	93	14825	No
398	GOM_NL__2PRFIN20041230_193613_000000652033_00242_14825_7490.N1	30-DEC-2004 19:36:13	Dark	64.500	15	67Alp Vir	0.97600	28000.	129	14825	No
399	GOM_NL__2PRFIN20041230_193823_000000432033_00242_14825_7491.N1	30-DEC-2004 19:38:23	Dark	42.500	131	Gam Lup	2.8000	26000.	85	14825	No
400	GOM_NL__2PRFIN20041230_193947_000000542033_00242_14825_7492.N1	30-DEC-2004 19:39:47	Dark	53.500	54	5The Cen	2.0550	4500.0	107	14825	No
401	GOM_NL__2PRFIN20041230_194211_000000472033_00242_14825_7493.N1	30-DEC-2004 19:42:11	Dark	47.000	123	lot Cen	2.7500	10200.	94	14825	No
402	GOM_NL__2PRFIN20041230_194811_000000442033_00243_14826_7459.N1	30-DEC-2004 19:48:11	Dark	43.500	12	Alp1Cru	0.77500	30000.	87	14826	No
403	GOM_NL__2PRFIN20041230_195330_000000422033_00243_14826_7460.N1	30-DEC-2004 19:53:30	Dark	42.000	29	Bet Car	1.6720	10200.	84	14826	No
404	GOM_NL__2PRFIN20041230_195452_000000442033_00243_14826_7461.N1	30-DEC-2004 19:54:52	Dark	43.500	71	lot Car	2.2460	7700.0	87	14826	No
405	GOM_NL__2PRFIN20041230_195627_000000432033_00243_14826_7462.N1	30-DEC-2004 19:56:27	Dark	42.500	41	Eps Car	1.8600	4100.0	85	14826	No
406	GOM_NL__2PRFIN20041230_195824_000000612033_00243_14826_7463.N1	30-DEC-2004 19:58:24	Dark	60.500	65	Lam Vel	2.2040	4400.0	121	14826	No

3. Quality information per product


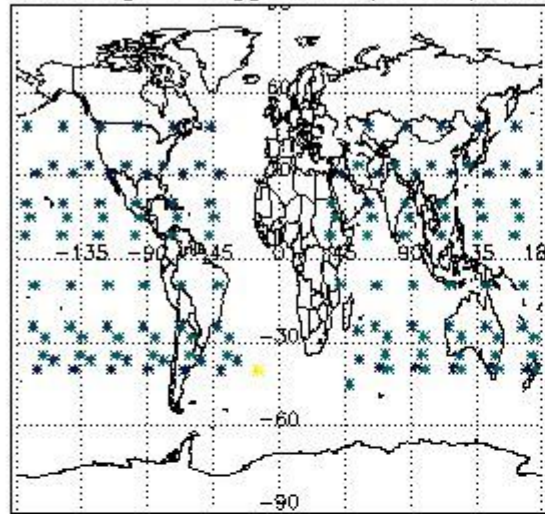
In this section it is plotted some information contained in the Quality Summary data set of the level 2 products. Only products in dark limb conditions and without errors (error flag in the MPH set to "0") are used.

3.1 Plot quality information per product (time dependant)

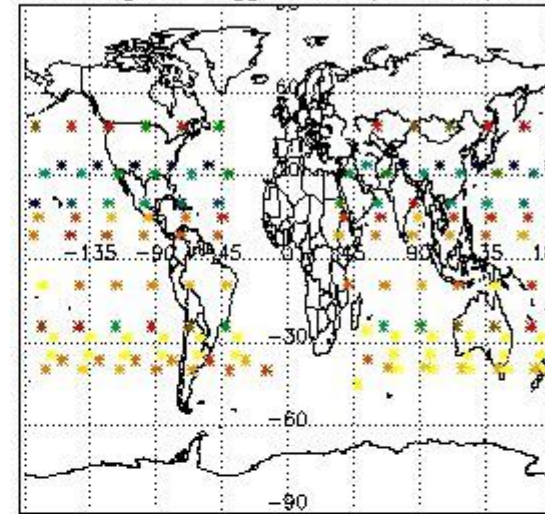


3.2 Plot quality information per product (world map)


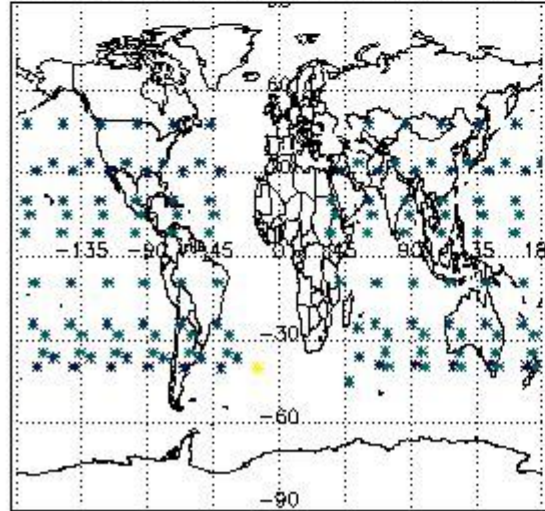
Percentage of flagged data per O3 profile



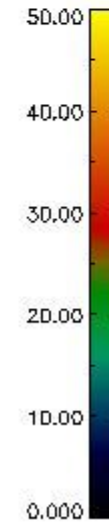
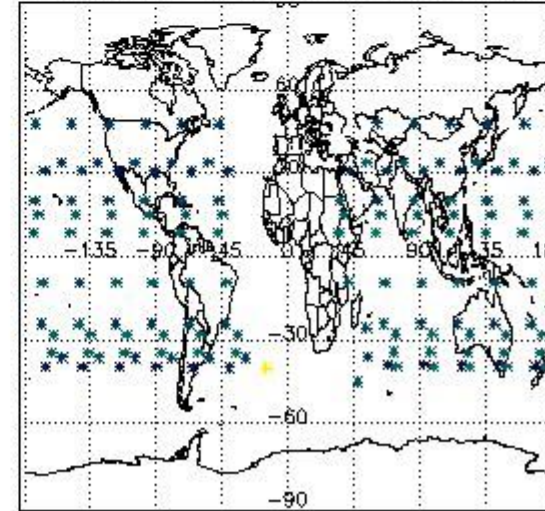
Percentage of flagged data per H2O profile



Percentage of flagged data per NO2 profile



Percentage of flagged data per NO3 profile

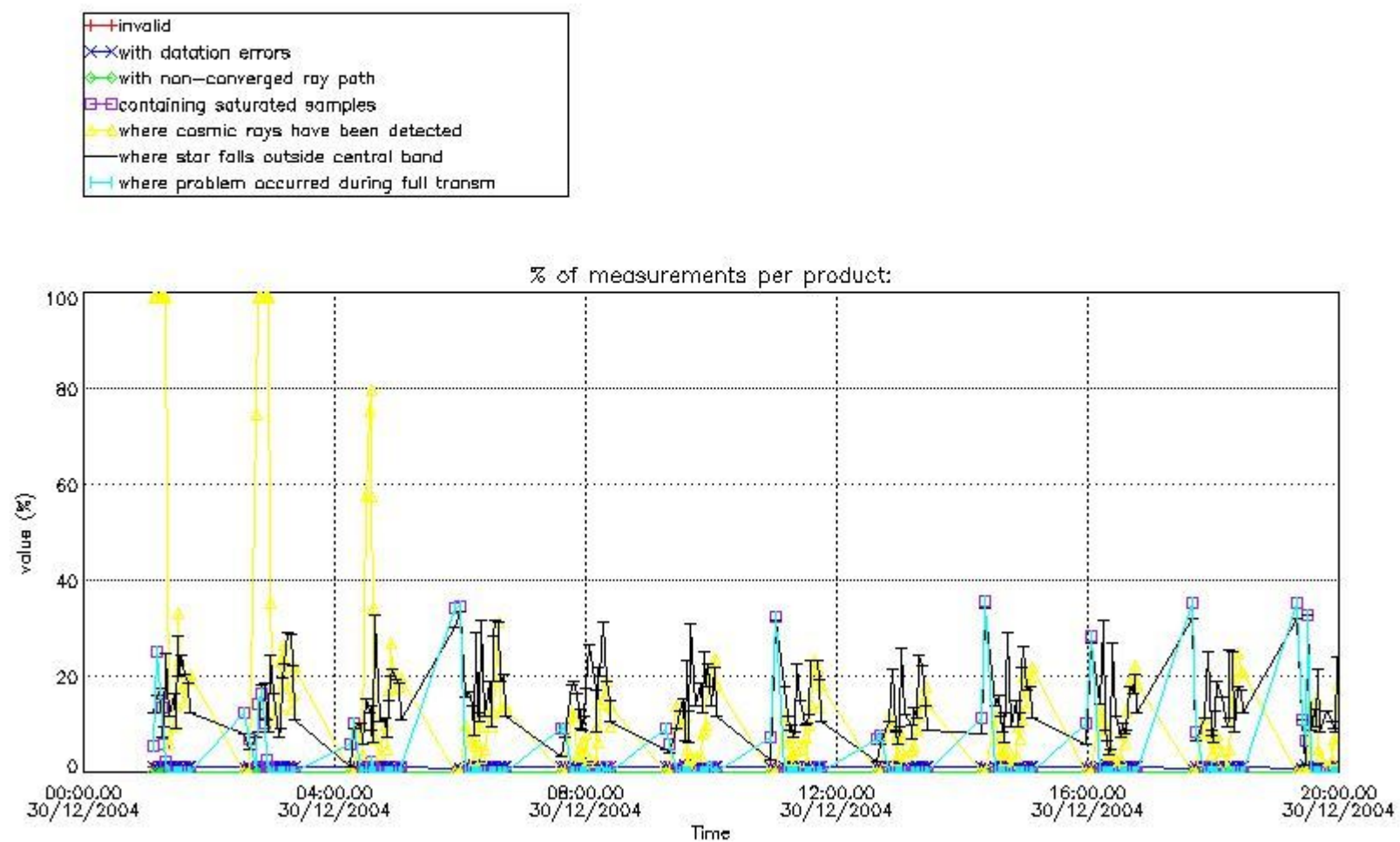


4. Level 1 quality information per product

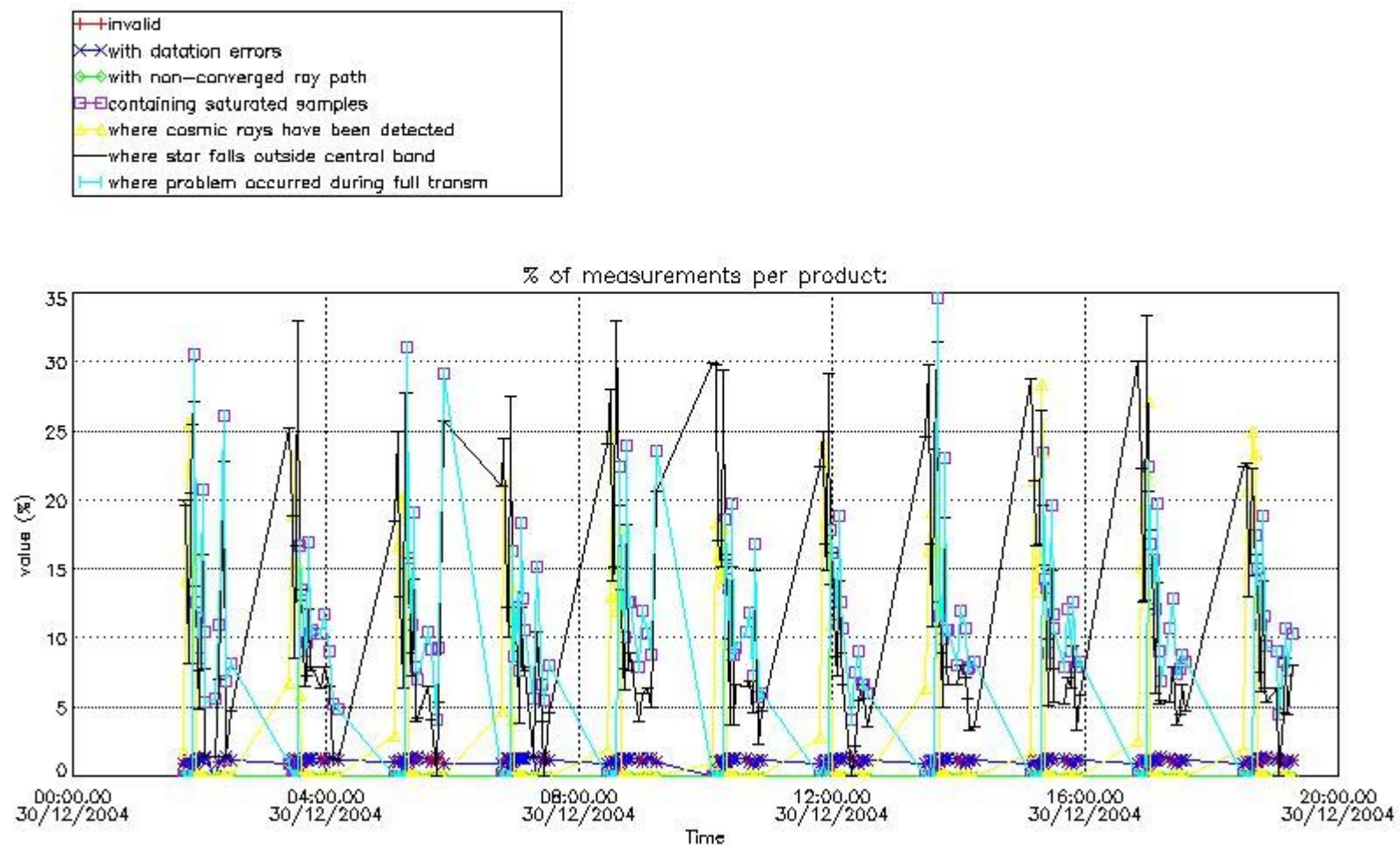
In this section it is plotted some information contained in the Quality Summary data set of the level 2 products that comes from the level 1b processing. Products without errors (error flag in the MPH set to "0") are used.

4.1 Plot quality information per product (time dependant) coming from level 1b processing

4.1.1 Plot level 1 quality information per product (time dependant): ENVISAT ASCENDING passes



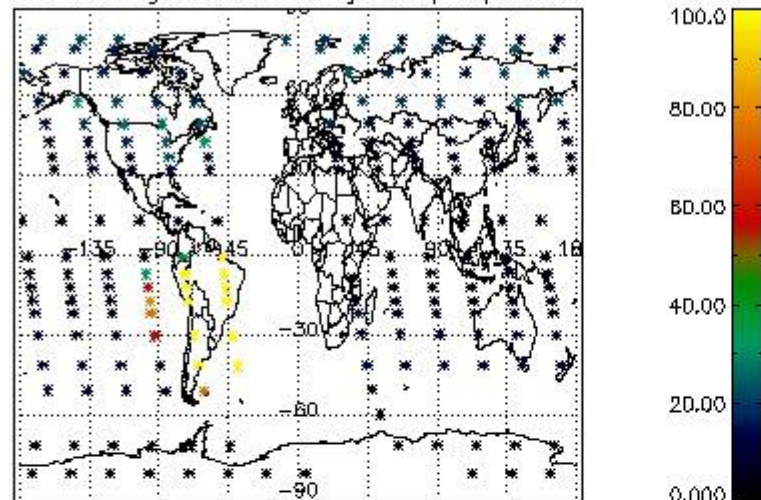
4.1.2 Plot level 1 quality information per product (time dependant): ENVI SAT DESCENDING passes



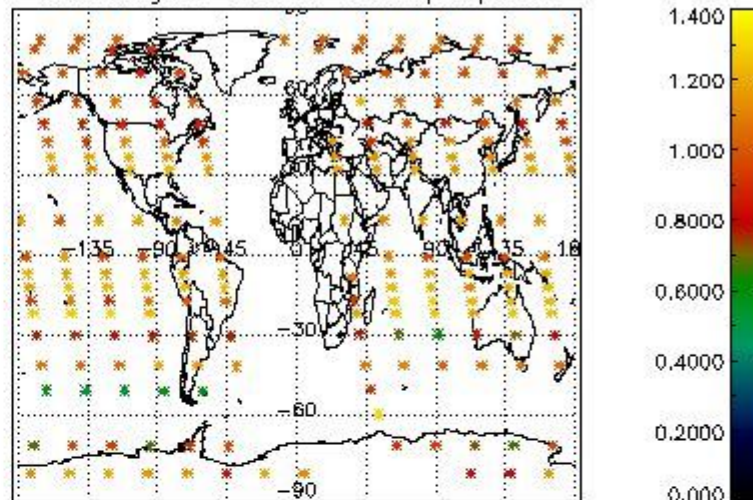
4.2 Plot quality information per product coming from level 1b processing (world map)

4.2.1 Plot level 1 quality information per product (world map): ENVISAT ASCENDING passes

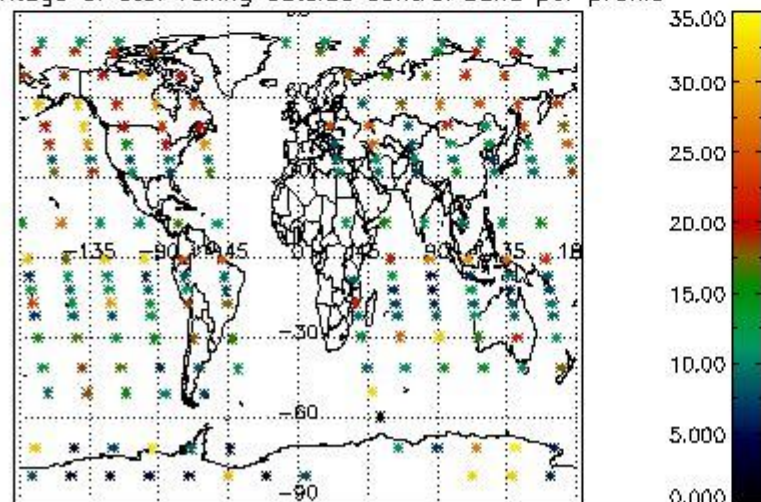
Percentage of cosmic ray hits per profile



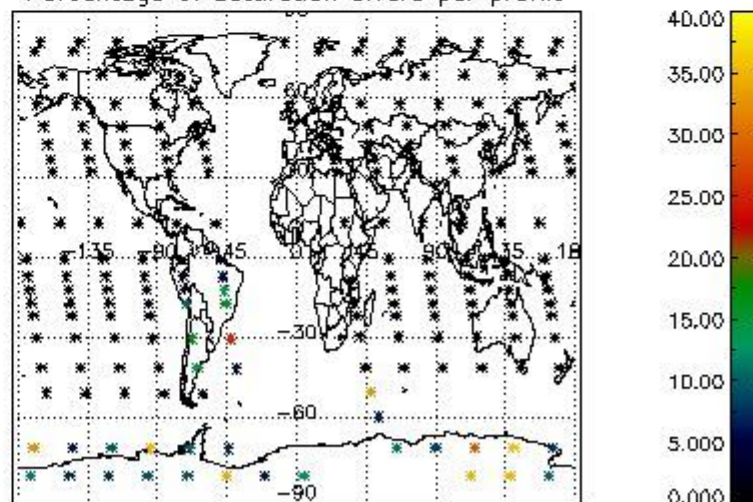
Percentage of datation errors per profile



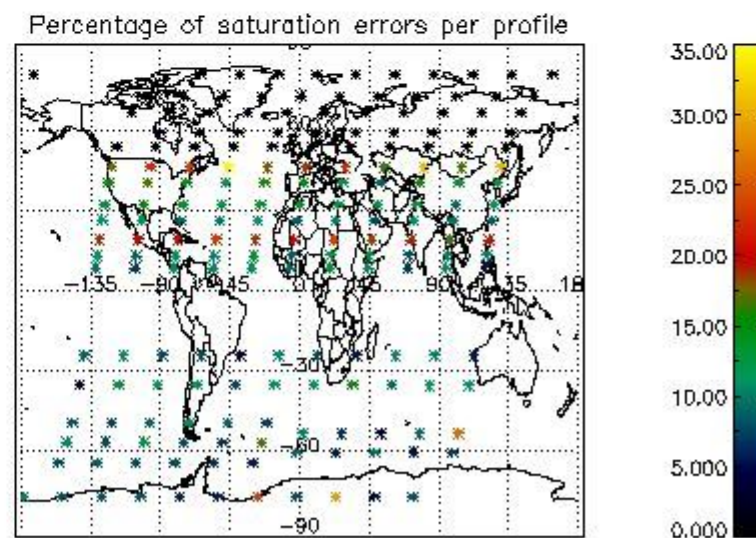
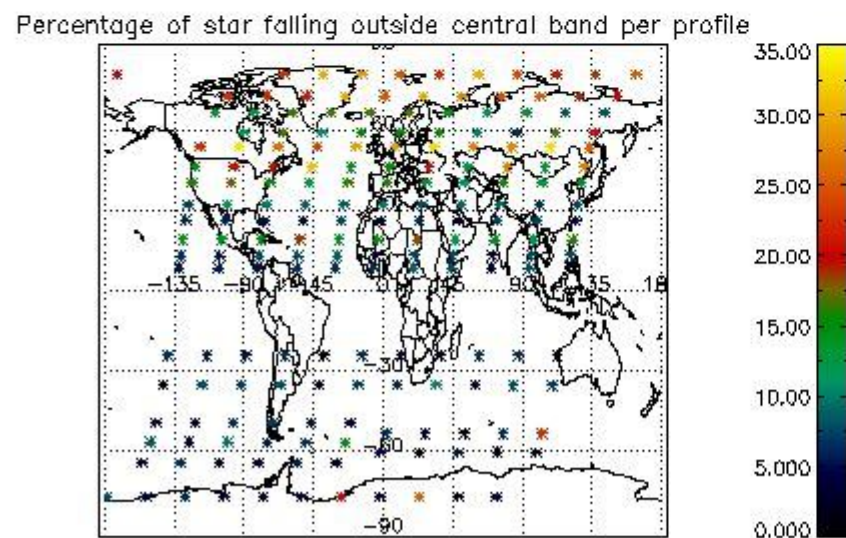
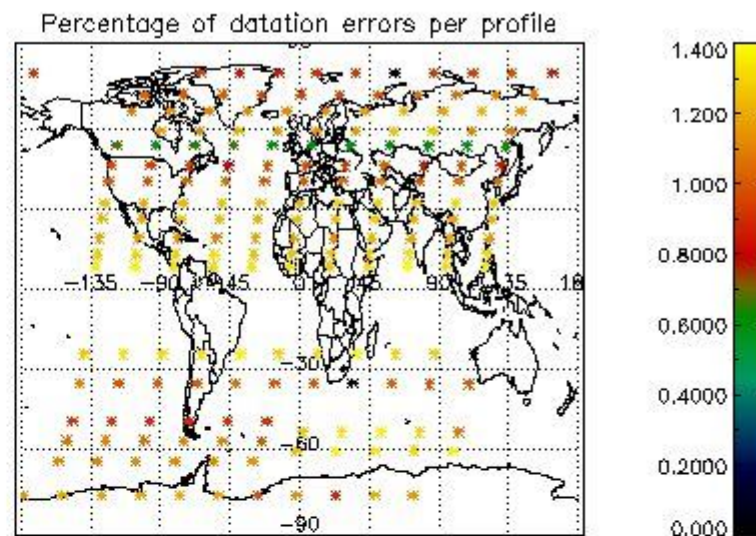
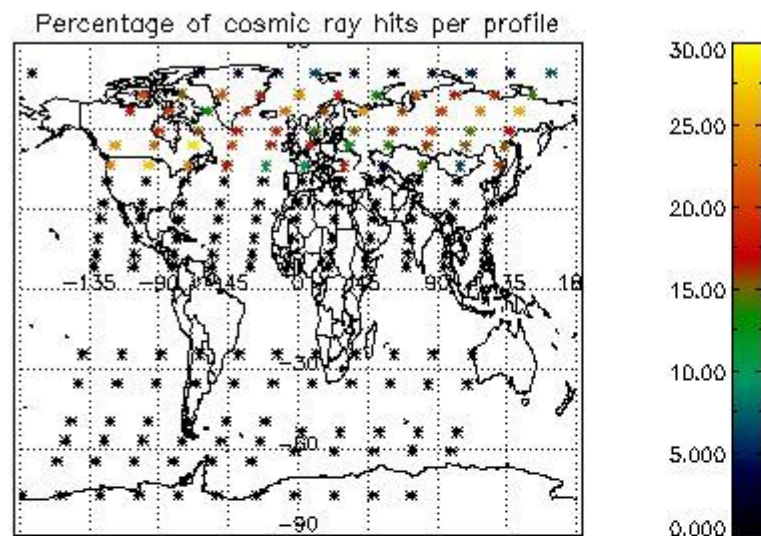
Percentage of star falling outside central band per profile



Percentage of saturation errors per profile



4.2.2 Plot level 1 quality information per product (world map): ENVISAT DESCENDING passes



5. Trace gas profiles

5.1 Ozone statistics based on quality of products

The final quality of the products can be "measured" using the STD (Standard Deviation) attached to every point profile. This information is written to the parameter GOM_NL__2P/NL_LOCAL_SPECIES_DENSITY/o3_std of the level 2 products. The table below shows the statistics for given STD ranges.

The statistics are given with respect to the overall valid production:

- Products without fatal errors: GOM_NL__2P/MPH/PRODUCT_ERR=0
- Valid point profile: GOM_NL__2P/NL_LOCAL_SPECIES_DENSITY/pcd(0)=0

The 'Criteria' is applied to valid points of dark limb products:

- Products in dark limb illumination condition: GOM_NL__2P/NL_SUMMARY_QUALITY/obs_ill_cond=0
- Products without fatal errors: GOM_NL__2P/MPH/PRODUCT_ERR=0
- Valid point profile: GOM_NL__2P/NL_LOCAL_SPECIES_DENSITY/pcd(0)=0

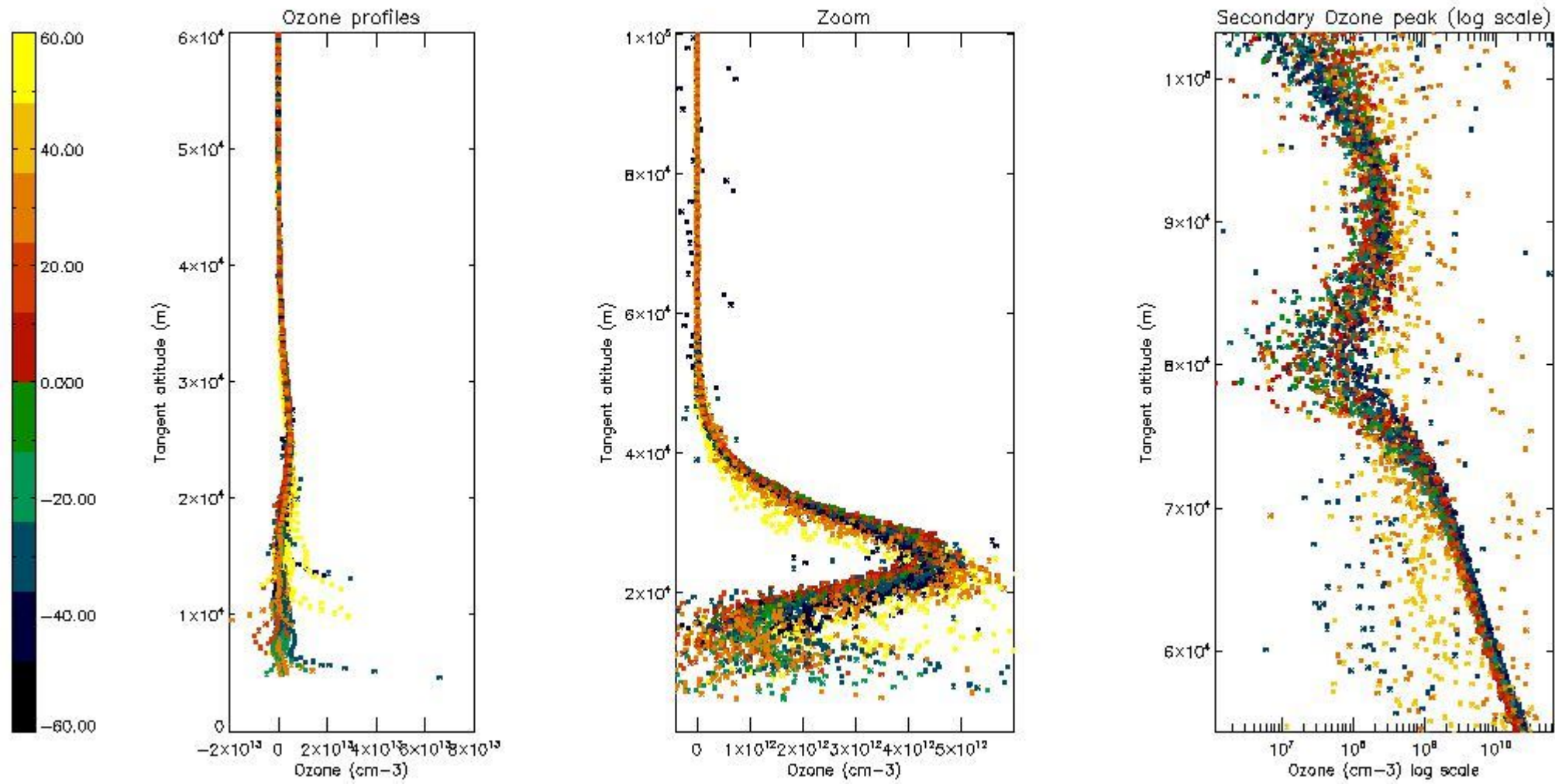
So, the table below shows the percentage of dark limb and valid observations for each criteria with respect to the overall valid daily observations.

Criteria	% of total production
All STD	35
STD < 20	19

STD < 10	15
STD < 5	10

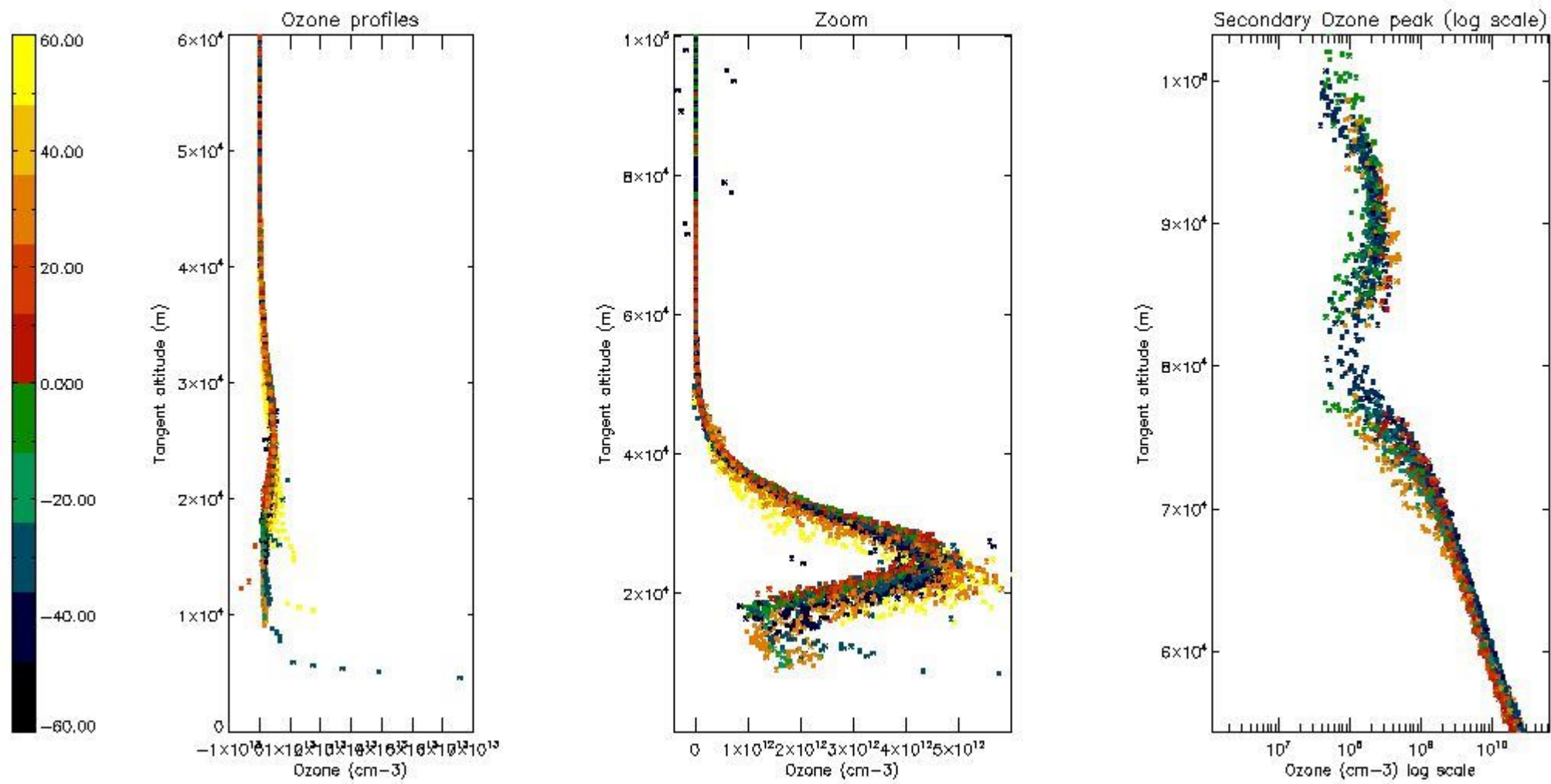
5.2 Plot ozone profiles for all STD (dark without errors)

The colorbar represents the latitude.



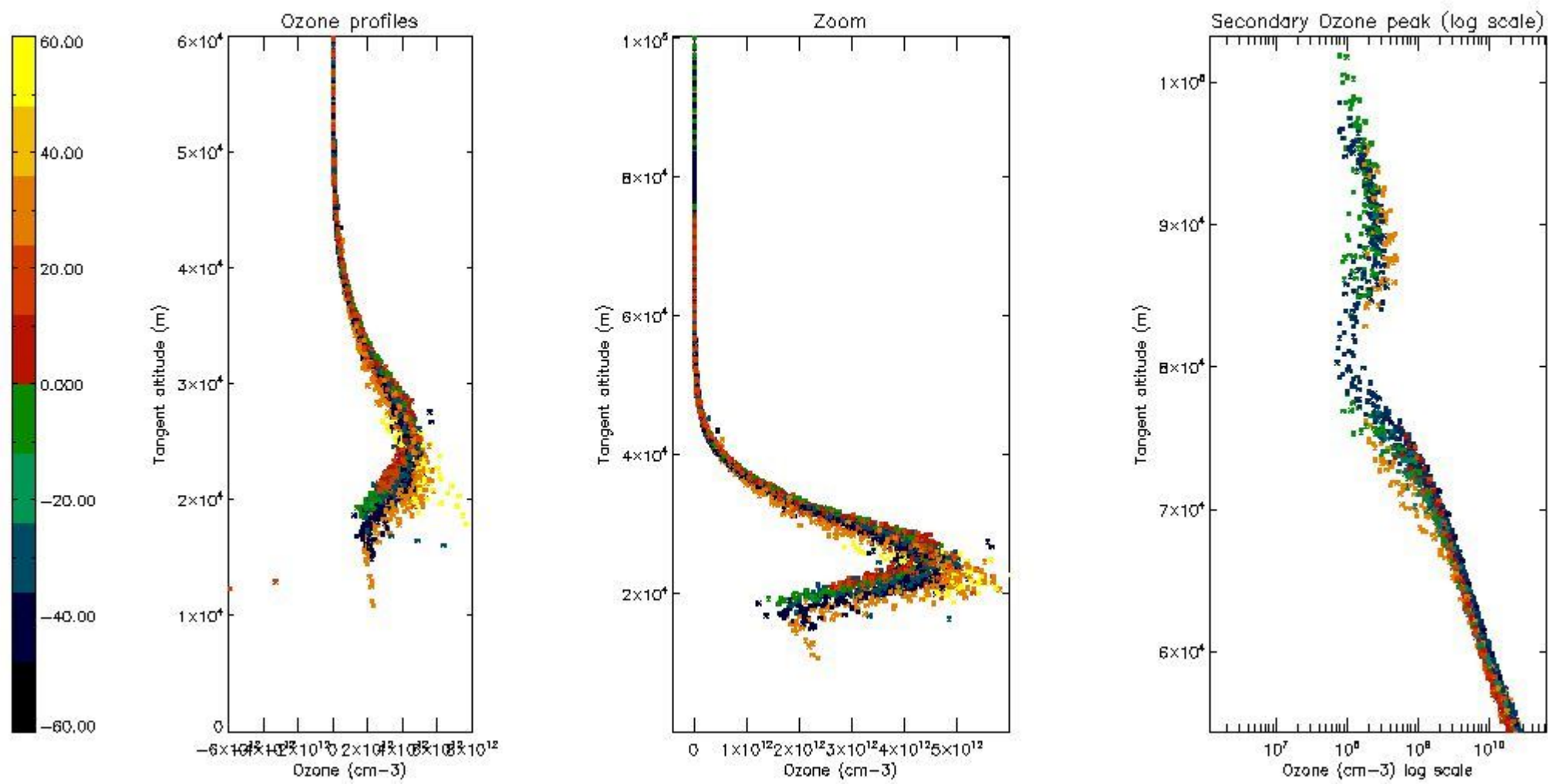
5.3 Plot ozone profiles where STD < 20% (dark without errors)

The colorbar represents the latitude.



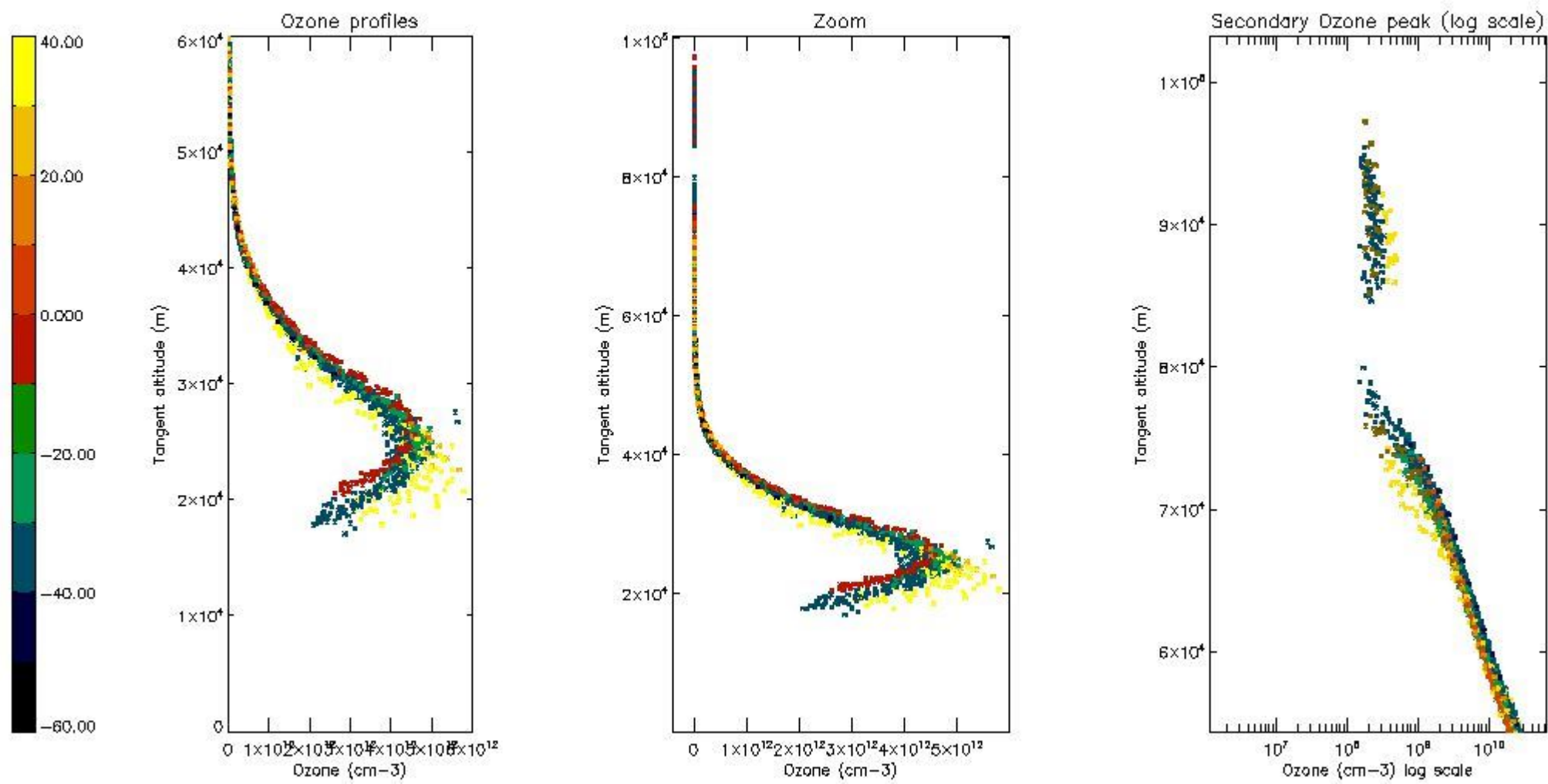
5.4 Plot ozone profiles where STD < 10% (dark without errors)

The colorbar represents the latitude.



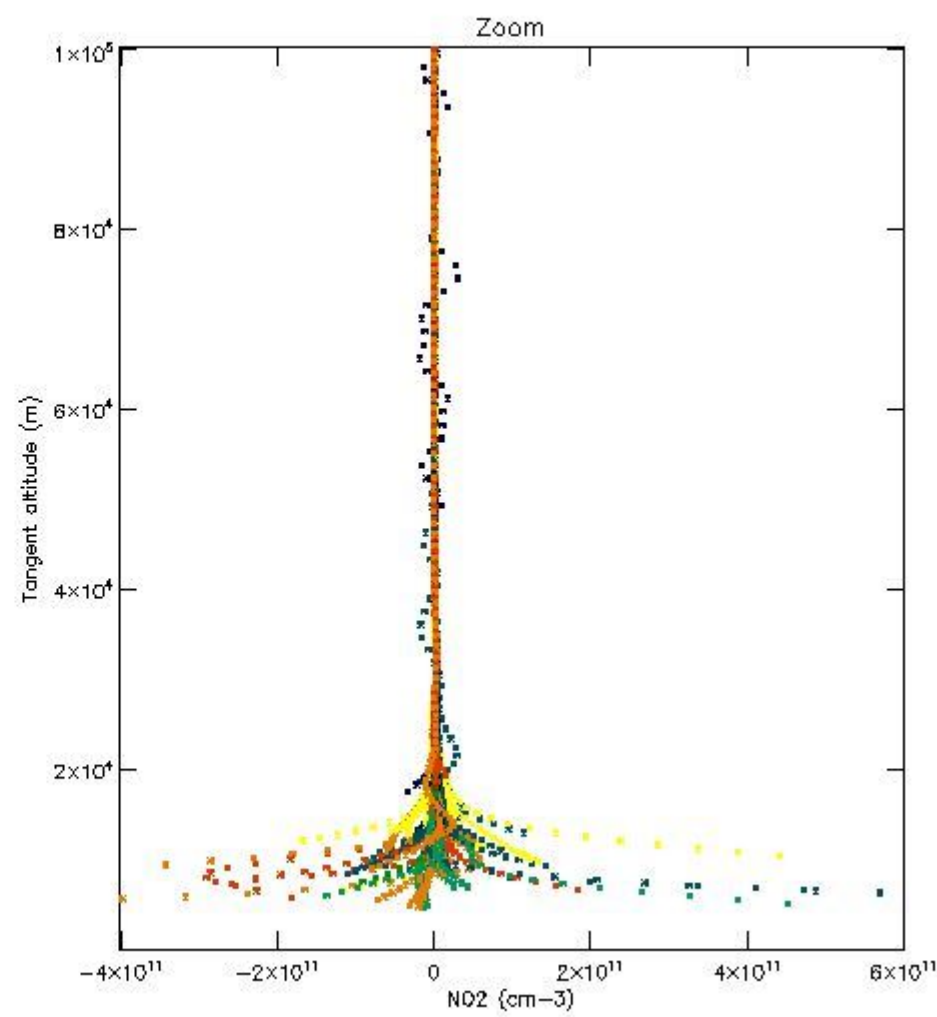
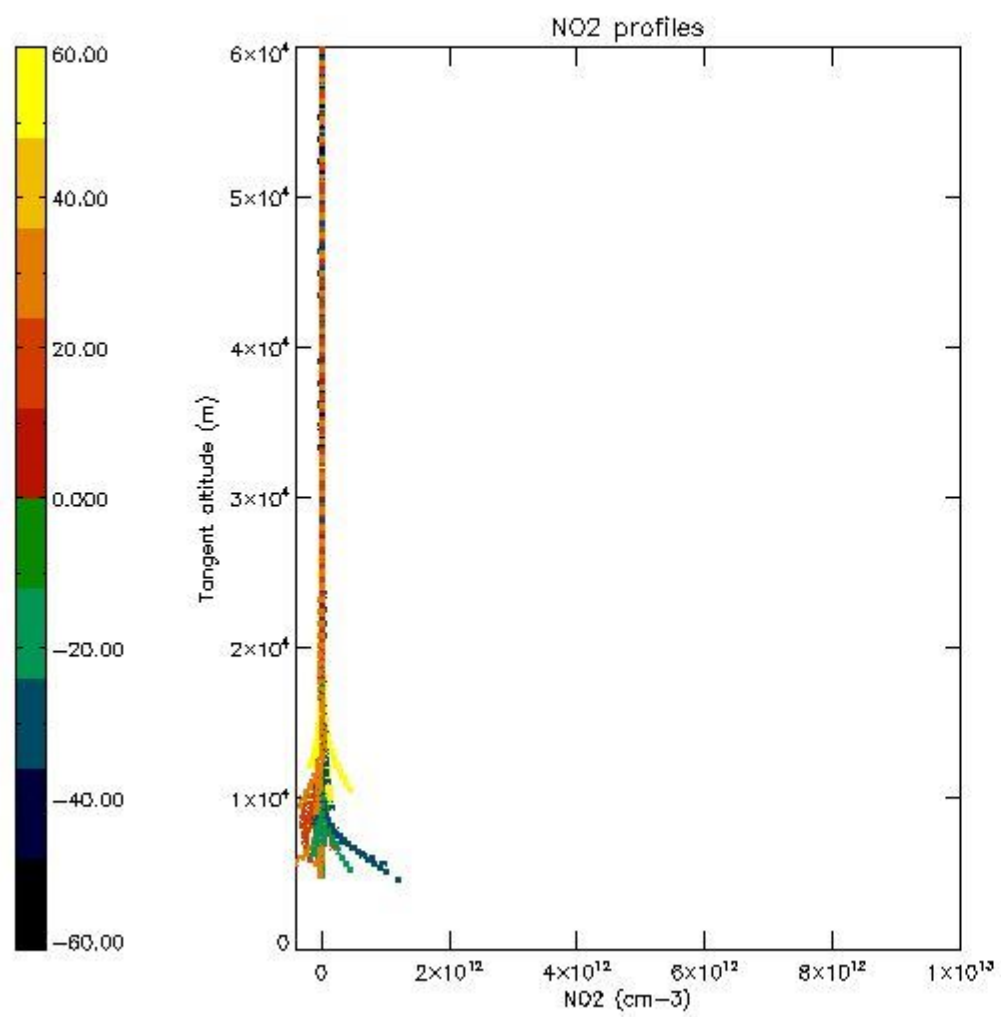
5.5 Plot ozone profiles where STD < 5% (dark without errors)

The colorbar represents the latitude.



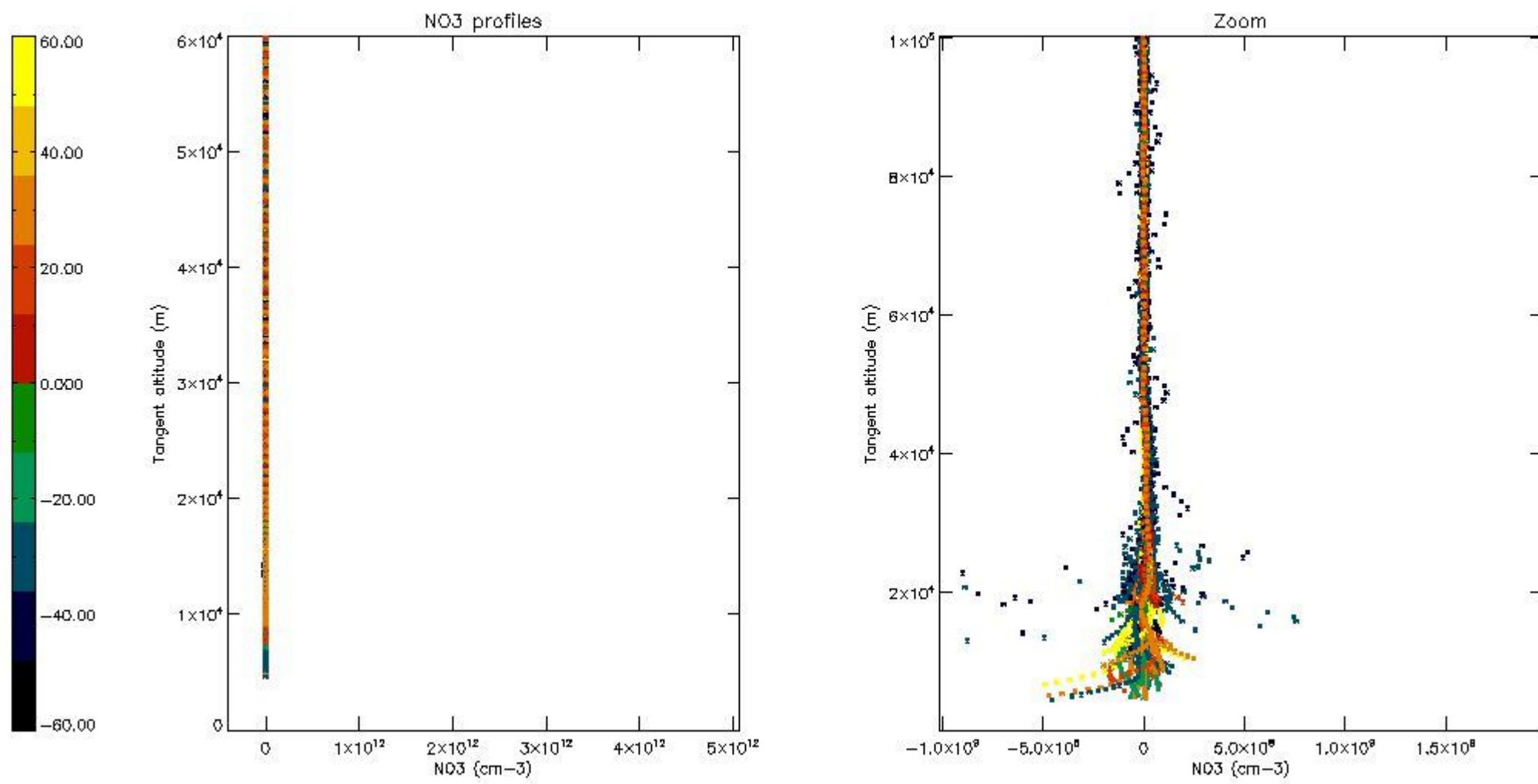
5.6 Plot NO₂ profiles for all STD (dark without errors)

The colorbar represents the latitude.



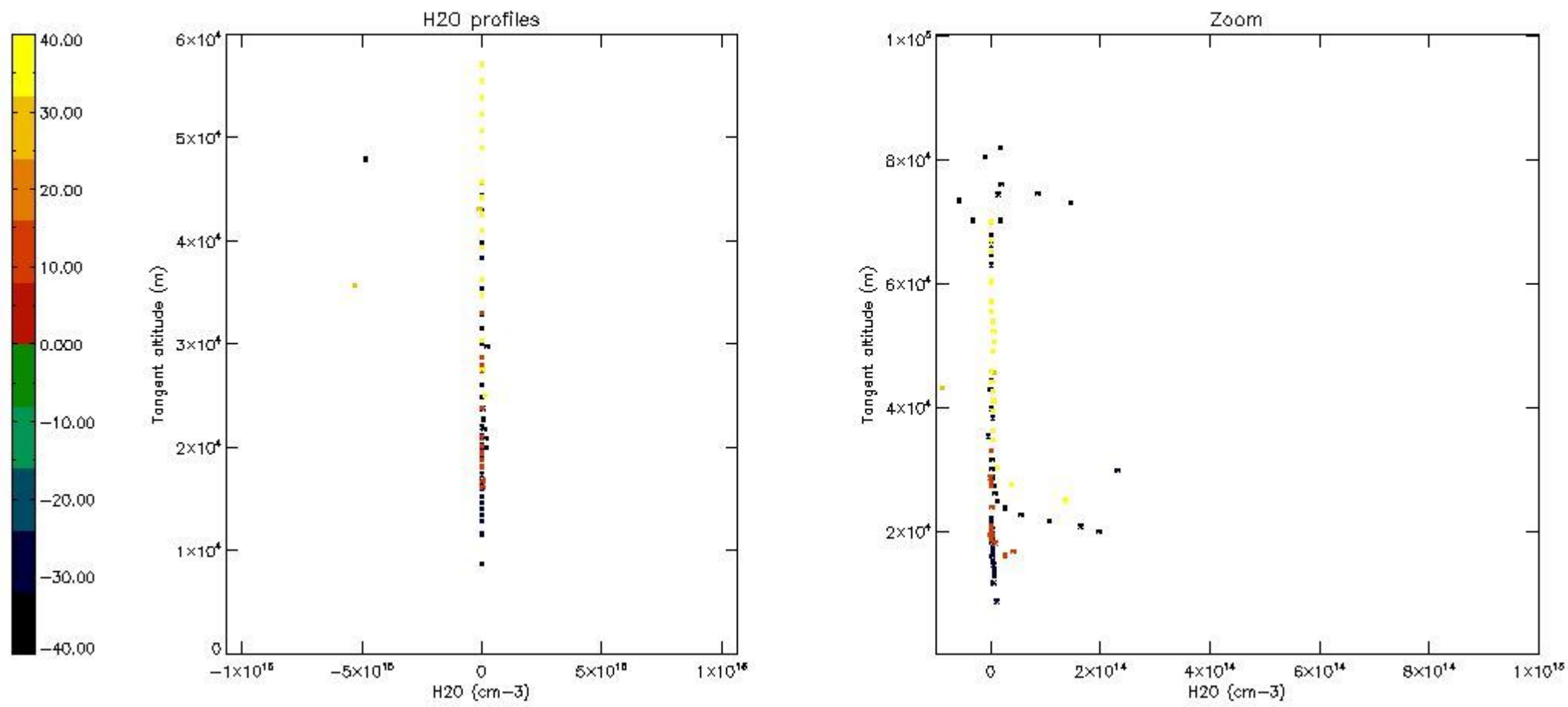
5.7 Plot NO₃ profiles for all STD (dark without errors)

The colorbar represents the latitude.



5.8 Plot H2O profiles for all STD (only for occultations of stars 1,2,3,4,13,14,16,26,63 dark without errors)

The colorbar represents the latitude.



6. Auxiliary Data Files used for the production reported in section 2

The number reported in the third column indicates since which file (see list in section 2) the corresponding auxiliary file has been used. The fourth column is the date of those product files.

Type	Auxiliary Filename	Used since product	Used since product date
INST_PHYS_CHARACTERISTICS	GOM_INS_AXVIEC20091111_143220_20030716_120000_20500101_000000	1	30-DEC-2004 01:03:32
LEVEL-2_PROC_CONFIG	GOM_PR2_AXVIEC20091111_152718_20020301_000000_20500101_000000	1	30-DEC-2004 01:03:32
CROSS_SECTIONS_FILE	GOM_CRS_AXVIEC20091111_154832_20020301_000000_20500101_000000	1	30-DEC-2004 01:03:32

GOMOS Level 2 Daily Report

SUMMARY

[1. General Info](#)

[2. Summary of processed GOM_NL_2P products](#)

[3. Level 2 Quality information per product](#)

[3.1 Plot of level 2 quality information per product \(time dependant\)](#)

[3.2 Plot of level 2 quality information per product \(world map\)](#)

[4. Level 1 Quality information per product \(stored on level 2 products\)](#)

[4.1 Plot of level 1 quality information per product \(time dependant\)](#)

[4.1.1 Plot of level 1 quality information per product \(time dependant\): ASCENDING](#)

[4.1.2 Plot of level 1 quality information per product \(time dependant\): DESCENDING](#)

[4.2 Plot of level 1 quality information per product \(world map\)](#)

[4.2.1 Plot of level 1 quality information per product \(world map\): ASCENDING](#)

[4.2.2 Plot of level 1 quality information per product \(world map\): DESCENDING](#)

[5. Ozone profiles based on quality statistics and other trace gas profiles](#)

[5.1 Ozone statistics based on quality of products](#)

[5.2 Plot ozone profiles for all STD \(dark without errors\)](#)

[5.3 Plot ozone profiles where STD < 20% \(dark without errors\)](#)

[5.4. Plot ozone profiles where STD < 10% \(dark without errors\)](#)

[5.5. Plot ozone profiles where STD < 5% \(dark without errors\)](#)

[5.6 Plot NO2 profiles for all STD \(dark without errors\)](#)

[5.7 Plot NO3 profiles for all STD \(dark without errors\)](#)

[5.8 Plot H2O profiles \(only for occultations of stars 1,2,3,4,13,14,16,26,63 dark without errors\) for all STD](#)

[6. Auxiliary Data Files used for the production reported in section 2](#)

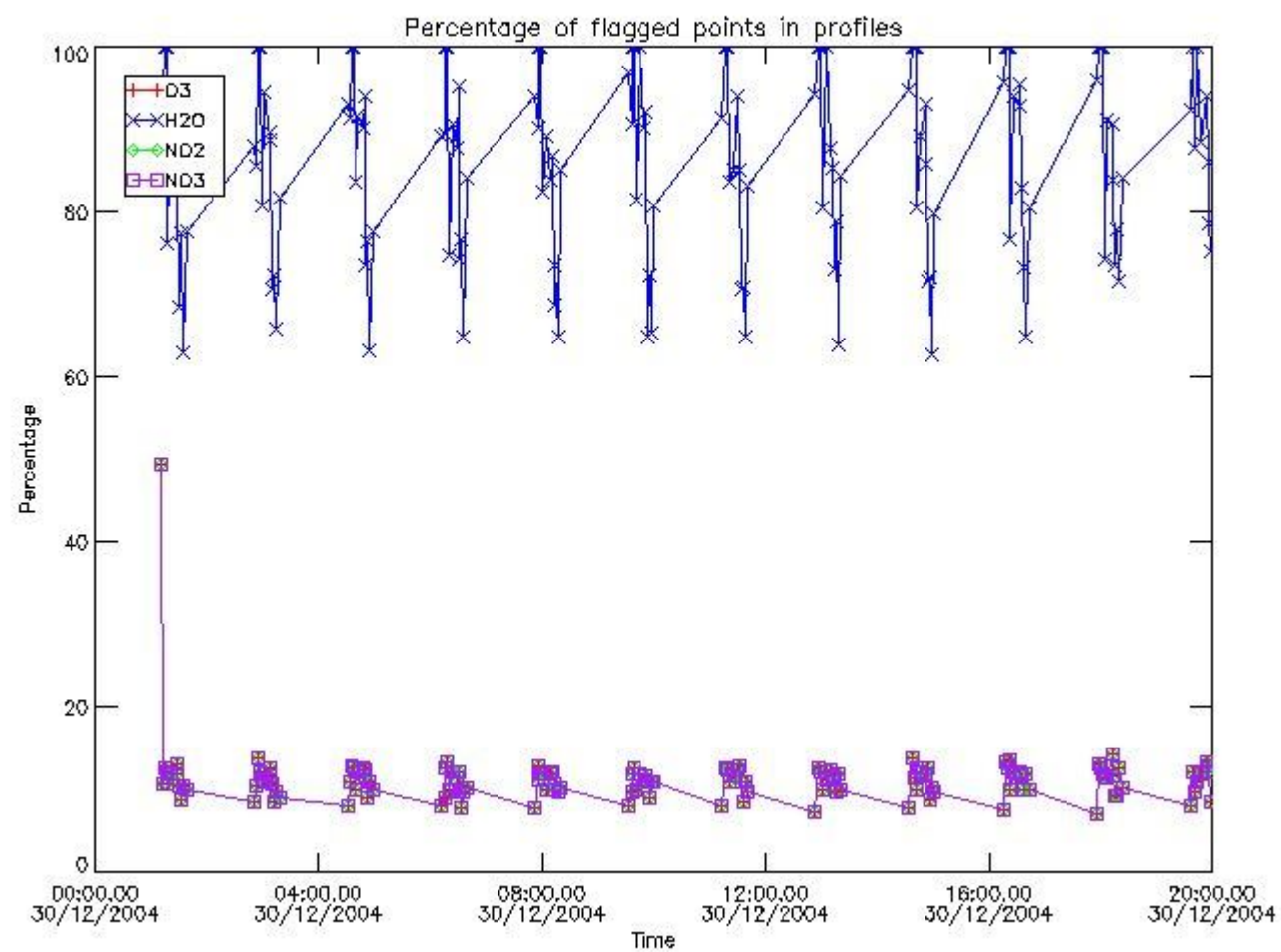
161	GOM_NL__2PRFIN20041230_082944_000000502033_00236_14819_7470.N1	30-DEC-2004 08:29:44	Straylight	50.000	7	19Bet Ori	0.10000	14000.	100	14819	No
162	GOM_NL__2PRFIN20041230_083138_000000432033_00236_14819_7471.N1	30-DEC-2004 08:31:38	Straylight	42.500	30	46Eps Ori	1.6940	30000.	85	14819	No
163	GOM_NL__2PRFIN20041230_083350_000000432033_00236_14819_7472.N1	30-DEC-2004 08:33:50	Tw_i_and_stray	43.000	27	24Gam Ori	1.6360	26000.	86	14819	No
164	GOM_NL__2PRFIN20041230_083525_000000882033_00236_14819_7473.N1	30-DEC-2004 08:35:25	Tw_i_and_stray	88.000	8	10Alp CMi	0.40000	6500.0	176	14819	No
165	GOM_NL__2PRFIN20041230_083734_000000542033_00236_14819_7474.N1	30-DEC-2004 08:37:34	Bright	53.500	44	24Gam Gem	1.9280	11000.	107	14819	No
166	GOM_NL__2PRFIN20041230_083911_000000482033_00236_14819_7475.N1	30-DEC-2004 08:39:11	Bright	48.000	151	13Mu Gem	2.8900	3000.0	96	14819	No
167	GOM_NL__2PRFIN20041230_084130_000000392033_00236_14819_7476.N1	30-DEC-2004 08:41:30	Bright	38.500	114	3lot Aur	2.6930	4600.0	77	14819	No
168	GOM_NL__2PRFIN20041230_084310_000000402033_00236_14819_7477.N1	30-DEC-2004 08:43:10	Bright	40.000	107	37The Aur	2.6490	11000.	80	14819	No
169	GOM_NL__2PRFIN20041230_084512_000000442033_00236_14819_7478.N1	30-DEC-2004 08:45:12	Bright	44.000	6	13Alp Aur	0.080000	3400.0	88	14819	No
170	GOM_NL__2PRFIN20041230_084651_000000402033_00236_14819_7479.N1	30-DEC-2004 08:46:51	Bright	39.500	35	33Alp Per	1.7950	6250.0	79	14819	No
171	GOM_NL__2PRFIN20041230_084808_000000402033_00236_14819_7480.N1	30-DEC-2004 08:48:08	Bright	39.500	160	23Gam Per	2.9300	4700.0	79	14819	No
172	GOM_NL__2PRFIN20041230_085719_000000382033_00236_14819_7481.N1	30-DEC-2004 08:57:19	Bright	38.000	49	1Alp UMi	1.9900	6300.0	76	14819	No
173	GOM_NL__2PRFIN20041230_090026_000000502033_00236_14819_7482.N1	30-DEC-2004 09:00:26	Bright	50.000	36	50Alp UMa	1.8000	6300.0	100	14819	No
174	GOM_NL__2PRFIN20041230_090537_000000392033_00236_14819_7483.N1	30-DEC-2004 09:05:37	Bright	39.000	119	14Eta Dra	2.7270	4700.0	78	14819	No
175	GOM_NL__2PRFIN20041230_090739_000000402033_00236_14819_7484.N1	30-DEC-2004 09:07:39	Bright	40.000	130	23Bet Dra	2.7990	5800.0	80	14819	No
176	GOM_NL__2PRFIN20041230_091249_000000512033_00236_14819_7485.N1	30-DEC-2004 09:12:49	Bright	51.000	180	27Gam Boo	3.0400	8000.0	102	14819	No
177	GOM_NL__2PRFIN20041230_091627_000000442033_00236_14819_7486.N1	30-DEC-2004 09:16:27	Bright	43.500	83		2.3780	11000.	87	14819	No
178	GOM_NL__2PRFIN20041230_092032_000000522033_00236_14819_7487.N1	30-DEC-2004 09:20:32	Bright	52.000	111	8Eta Boo	2.6800	6000.0	104	14819	No
179	GOM_NL__2PRFIN20041230_092640_000000882033_00236_14819_7488.N1	30-DEC-2004 09:26:40	Tw_i_and_stray	87.500	138	47Eps Vir	2.8280	4700.0	175	14819	No
180	GOM_NL__2PRFIN20041230_092918_000000472033_00236_14819_7489.N1	30-DEC-2004 09:29:18	Tw_i_and_stray	46.500	122	9Alp2Lib	2.7470	9700.0	93	14819	No
181	GOM_NL__2PRFIN20041230_093230_000000652033_00236_14819_7490.N1	30-DEC-2004 09:32:30	Dark	65.000	15	67Alp Vir	0.97600	28000.	130	14819	No
182	GOM_NL__2PRFIN20041230_093447_000000392033_00236_14819_7491.N1	30-DEC-2004 09:34:47	Twilight	39.000	131	Gam Lup	2.8000	26000.	78	14819	No
183	GOM_NL__2PRFIN20041230_093609_000000542033_00236_14819_7492.N1	30-DEC-2004 09:36:09	Dark	53.500	54	5The Cen	2.0550	4500.0	107	14819	No
184	GOM_NL__2PRFIN20041230_093731_000000432033_00236_14819_7493.N1	30-DEC-2004 09:37:31	Dark	43.000	78	Alp Lup	2.3040	28000.	86	14819	No
185	GOM_NL__2PRFIN20041230_093858_000000412033_00236_14819_7494.N1	30-DEC-2004 09:38:58	Dark	41.000	95	Zet Cen	2.5450	26000.	82	14819	No
186	GOM_NL__2PRFIN20041230_094046_000000522033_00236_14819_7495.N1	30-DEC-2004 09:40:46	Dark	51.500	4	Alp1Cen	-0.010000	5800.0	103	14819	No
187	GOM_NL__2PRFIN20041230_094432_000000442033_00237_14820_7460.N1	30-DEC-2004 09:44:32	Dark	43.500	12	Alp1Cru	0.77500	30000.	87	14820	No
188	GOM_NL__2PRFIN20041230_094952_000000462033_00237_14820_7461.N1	30-DEC-2004 09:49:52	Dark	45.500	29	Bet Car	1.6720	10200.	91	14820	No
189	GOM_NL__2PRFIN20041230_095113_000000442033_00237_14820_7462.N1	30-DEC-2004 09:51:13	Dark	44.000	71	Iot Car	2.2460	7700.0	88	14820	No
190	GOM_NL__2PRFIN20041230_095250_000000522033_00237_14820_7463.N1	30-DEC-2004 09:52:50	Dark	51.500	41	Eps Car	1.8600	4100.0	103	14820	No
191	GOM_NL__2PRFIN20041230_095444_000000572033_00237_14820_7464.N1	30-DEC-2004 09:54:44	Dark	56.500	65	Lam Vel	2.2040	4400.0	113	14820	No
192	GOM_NL__2PRFIN20041230_095707_000000472033_00237_14820_7465.N1	30-DEC-2004 09:57:07	Dark	46.500	2	Alp Car	-0.73600	7000.0	93	14820	No
193	GOM_NL__2PRFIN20041230_100019_000000472033_00237_14820_7466.N1	30-DEC-2004 10:00:19	Dark	47.000	117	Pi Pup	2.7060	3800.0	94	14820	No
194	GOM_NL__2PRFIN20041230_100308_000000532033_00237_14820_7467.N1	30-DEC-2004 10:03:08	Straylight	52.500	23	21Eps CMa	1.5020	26000.	105	14820	No
195	GOM_NL__2PRFIN20041230_100442_000000472033_00237_14820_7468.N1	30-DEC-2004 10:04:42	Straylight	47.000	179	24Omi2CMa	3.0320	24000.	94	14820	No
196	GOM_NL__2PRFIN20041230_100712_000000592033_00237_14820_7469.N1	30-DEC-2004 10:07:12	Straylight	58.500	1	9Alp CMa	-1.4400	11000.	117	14820	No
197	GOM_NL__2PRFIN20041230_101020_000000522033_00237_14820_7470.N1	30-DEC-2004 10:10:20	Straylight	52.000	7	19Bet Ori	0.10000	14000.	104	14820	No
198	GOM_NL__2PRFIN20041230_101214_000000442033_00237_14820_7471.N1	30-DEC-2004 10:12:14	Straylight	44.000	30	46Eps Ori	1.6940	30000.	88	14820	No
199	GOM_NL__2PRFIN20041230_101426_000000432033_00237_14820_7472.N1	30-DEC-2004 10:14:26	Tw_i_and_stray	43.000	27	24Gam Ori	1.6360	26000.	86	14820	No
200	GOM_NL__2PRFIN20041230_101559_000000842033_00237_14820_7473.N1	30-DEC-2004 10:15:59	Tw_i_and_stray	83.500	8	10Alp CMi	0.40000	6500.0	167	14820	No
201	GOM_NL__2PRFIN20041230_101809_000000512033_00237_14820_7474.N1	30-DEC-2004 10:18:09	Bright	51.000	44	24Gam Gem	1.9280	11000.	102	14820	No
202	GOM_NL__2PRFIN20041230_101946_000000502033_00237_14820_7475.N1	30-DEC-2004 10:19:46	Bright	50.000	151	13Mu Gem	2.8900	3000.0	100	14820	No
203	GOM_NL__2PRFIN20041230_102204_000000412033_00237_14820_7476.N1	30-DEC-2004 10:22:04	Bright	40.500	114	3lot Aur	2.6930	4600.0	81	14820	No
204	GOM_NL__2PRFIN20041230_102345_000000402033_00237_14820_7477.N1	30-DEC-2004 10:23:45	Bright	40.000	107	37The Aur	2.6490	11000.	80	14820	No
205	GOM_NL__2PRFIN20041230_102547_000000432033_00237_14820_7478.N1	30-DEC-2004 10:25:47	Bright	43.000	6	13Alp Aur	0.080000	3400.0	86	14820	No
206	GOM_NL__2PRFIN20041230_102725_000000402033_00237_14820_7479.N1	30-DEC-2004 10:27:25	Bright	40.000	35	33Alp Per	1.7950	6250.0	80	14820	No
207	GOM_NL__2PRFIN20041230_102845_000000382033_00237_14820_7480.N1	30-DEC-2004 10:28:45	Bright	37.500	160	23Gam Per	2.9300	4700.0	75	14820	No
208	GOM_NL__2PRFIN20041230_103755_000000392033_00237_14820_7481.N1	30-DEC-2004 10:37:55	Bright	38.500	49	1Alp UMi	1.9900	6300.0	77	14820	No
209	GOM_NL__2PRFIN20041230_104101_000000512033_00237_14820_7482.N1	30-DEC-2004 10:41:01	Bright	50.500	36	50Alp UMa	1.8000	6300.0	101	14820	No
210	GOM_NL__2PRFIN20041230_104505_000000552033_00237_14820_7483.N1	30-DEC-2004 10:45:05	Bright	55.000	87	64Gam UMa	2.4330	11000.	110	14820	No
211	GOM_NL__2PRFIN20041230_104710_000000512033_00237_14820_7484.N1	30-DEC-2004 10:47:10	Bright	50.500	55	79Zet UMa	2.0600	10200.	101	14820	No
212	GOM_NL__2PRFIN20041230_104926_000000442033_00237_14820_7485.N1	30-DEC-2004 10:49:26	Bright	43.500	39	85Eta UMa	1.8540	24000.	87	14820	No
213	GOM_NL__2PRFIN20041230_105325_000000422033_00237_14820_7486.N1	30-DEC-2004 10:53:25	Bright	42.000	180	27Gam Boo	3.0400	8000.0	84	14820	No
214	GOM_NL__2PRFIN20041230_105703_000000422033_00237_14820_7487.N1	30-DEC-2004 10:57:03	Bright	42.000	83		2.3780	11000.	84	14820	No
215	GOM_NL__2PRFIN20041230_110109_000000732033_00237_14820_7488.N1	30-DEC-2004 11:01:09	Bright	72.500	111	8Eta Boo	2.6800	6000.0	145	14820	No
216	GOM_NL__2PRFIN20041230_110955_000000482033_00237_14820_7489.N1	30-DEC-2004 11:09:55	Tw_i_and_stray	48.000	122	9Alp2Lib	2.7470	9700.0	96	14820	No
217	GOM_NL__2PRFIN20041230_111307_000000642033_00237_14820_7490.N1	30-DEC-2004 11:13:07	Dark	63.500	15	67Alp Vir	0.97600	28000.	127	14820	No
218	GOM_NL__2PRFIN20041230_111523_000000402033_00237_14820_7491.N1	30-DEC-2004 11:15:23	Twilight	40.000	131	Gam Lup	2.8000	26000.	80	14820	No
219	GOM_NL__2PRFIN20041230_111641_000000412033_00237_14820_7492.N1	30-DEC-2004 11:16:41	Dark	40.500	109	Bet Lup	2.6770	26000.	81	14820	No

397	GOM_NL__2PRFIN20041230_193255_000000472033_00242_14825_7489.N1	30-DEC-2004 19:32:55	Twilight_stray	46.500	122	9Alp2Lib	2.7470	9700.0	93	14825	No
398	GOM_NL__2PRFIN20041230_193613_000000652033_00242_14825_7490.N1	30-DEC-2004 19:36:13	Dark	64.500	15	67Alp Vir	0.97600	28000.	129	14825	No
399	GOM_NL__2PRFIN20041230_193823_000000432033_00242_14825_7491.N1	30-DEC-2004 19:38:23	Dark	42.500	131	Gam Lup	2.8000	26000.	85	14825	No
400	GOM_NL__2PRFIN20041230_193947_000000542033_00242_14825_7492.N1	30-DEC-2004 19:39:47	Dark	53.500	54	5The Cen	2.0550	4500.0	107	14825	No
401	GOM_NL__2PRFIN20041230_194211_000000472033_00242_14825_7493.N1	30-DEC-2004 19:42:11	Dark	47.000	123	lot Cen	2.7500	10200.	94	14825	No
402	GOM_NL__2PRFIN20041230_194811_000000442033_00243_14826_7459.N1	30-DEC-2004 19:48:11	Dark	43.500	12	Alp1Cru	0.77500	30000.	87	14826	No
403	GOM_NL__2PRFIN20041230_195330_000000422033_00243_14826_7460.N1	30-DEC-2004 19:53:30	Dark	42.000	29	Bet Car	1.6720	10200.	84	14826	No
404	GOM_NL__2PRFIN20041230_195452_000000442033_00243_14826_7461.N1	30-DEC-2004 19:54:52	Dark	43.500	71	lot Car	2.2460	7700.0	87	14826	No
405	GOM_NL__2PRFIN20041230_195627_000000432033_00243_14826_7462.N1	30-DEC-2004 19:56:27	Dark	42.500	41	Eps Car	1.8600	4100.0	85	14826	No
406	GOM_NL__2PRFIN20041230_195824_000000612033_00243_14826_7463.N1	30-DEC-2004 19:58:24	Dark	60.500	65	Lam Vel	2.2040	4400.0	121	14826	No

3. Quality information per product


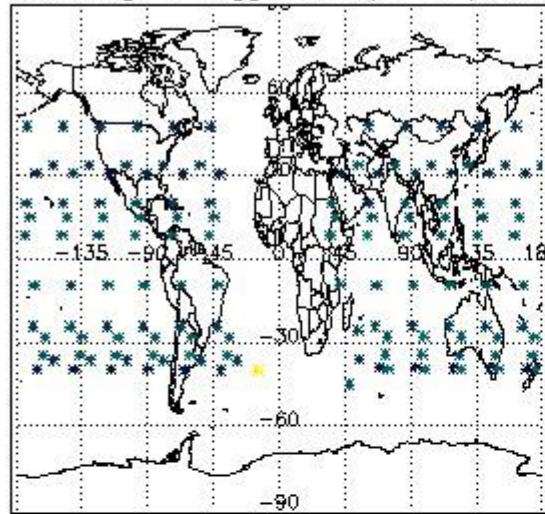
In this section it is plotted some information contained in the Quality Summary data set of the level 2 products. Only products in dark limb conditions and without errors (error flag in the MPH set to "0") are used.

3.1 Plot quality information per product (time dependant)

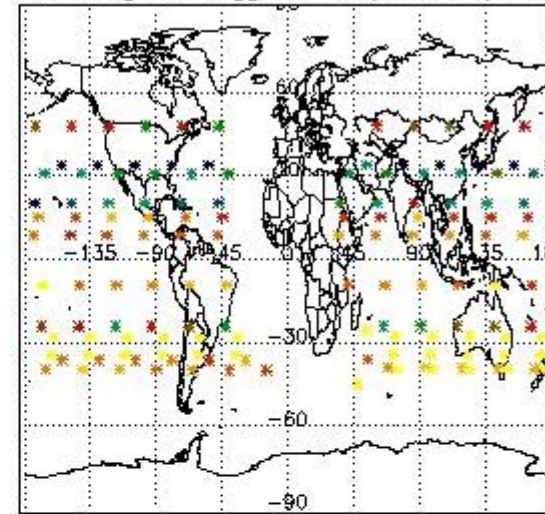


3.2 Plot quality information per product (world map)

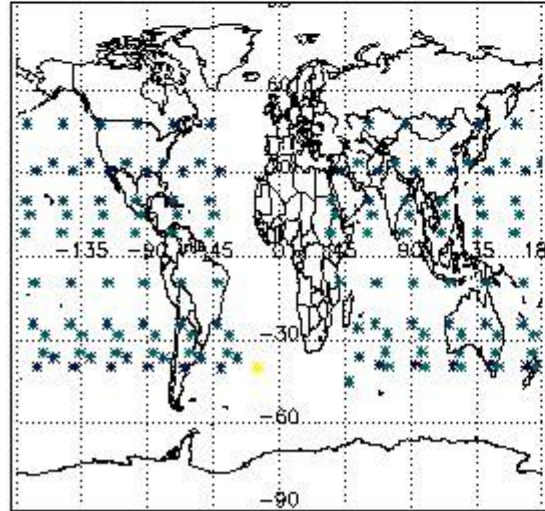
Percentage of flagged data per O3 profile



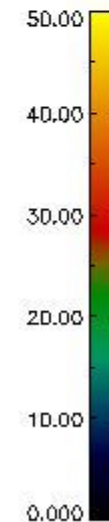
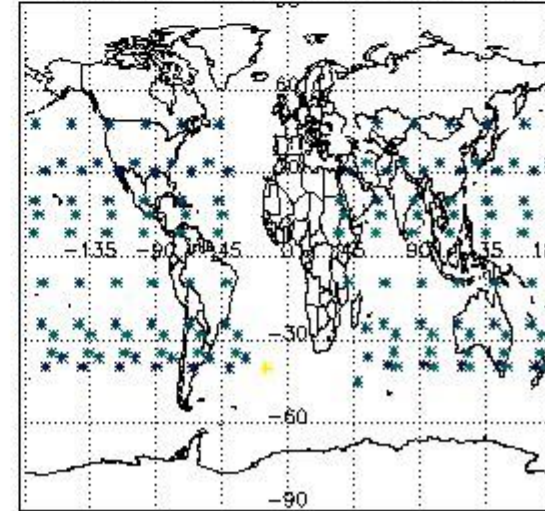
Percentage of flagged data per H2O profile



Percentage of flagged data per NO2 profile



Percentage of flagged data per NO3 profile

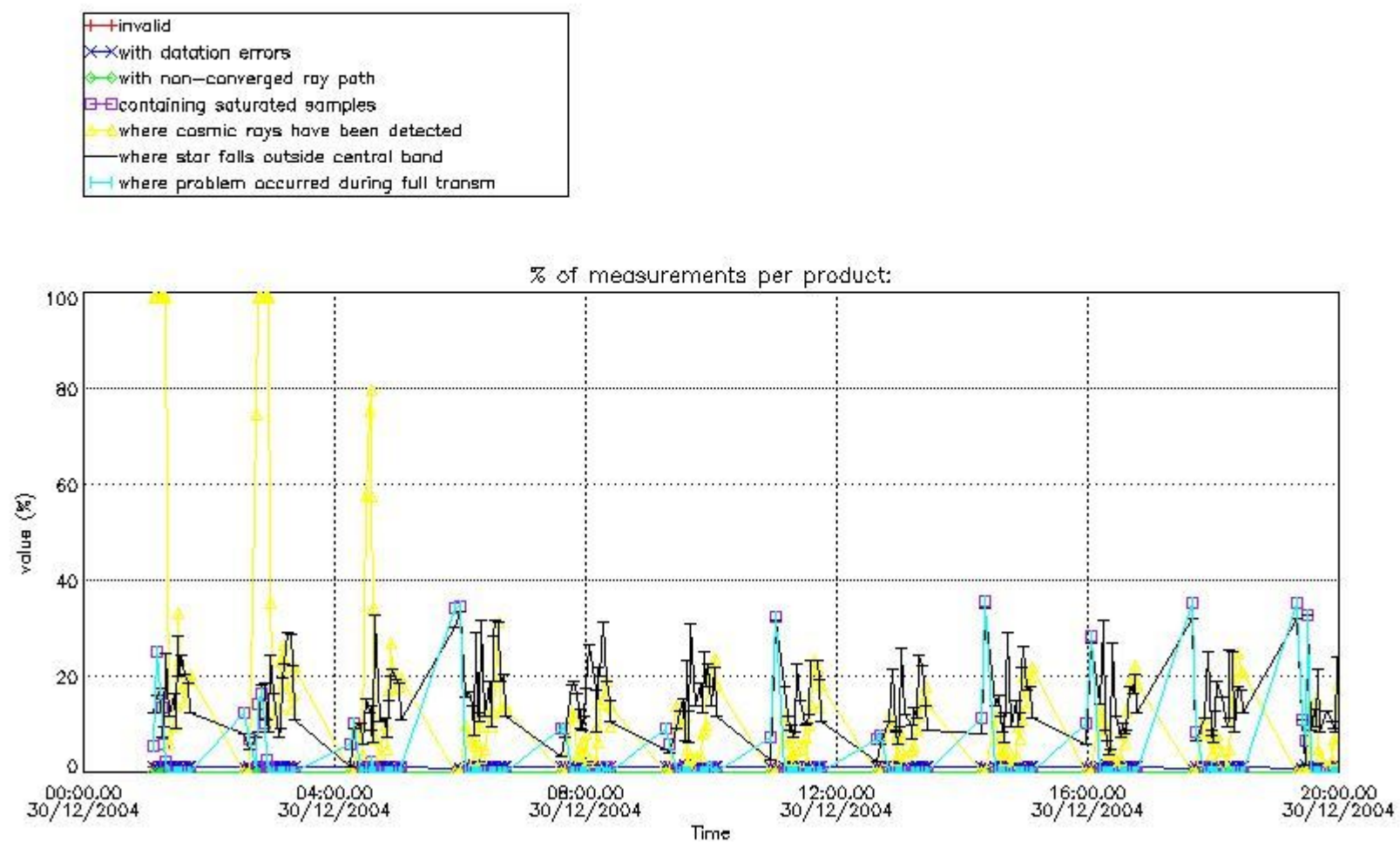


4. Level 1 quality information per product

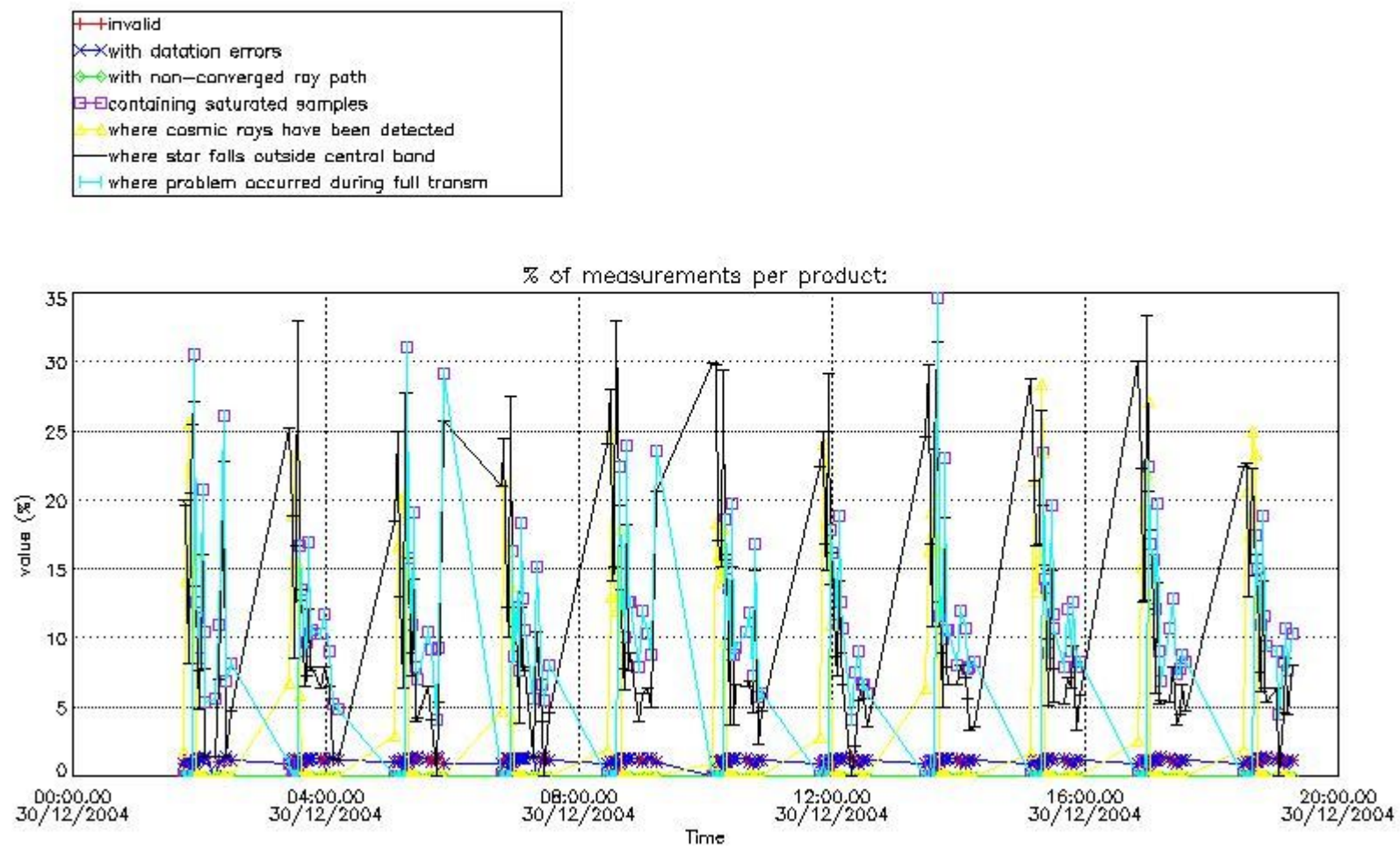
In this section it is plotted some information contained in the Quality Summary data set of the level 2 products that comes from the level 1b processing. Products without errors (error flag in the MPH set to "0") are used.

4.1 Plot quality information per product (time dependant) coming from level 1b processing

4.1.1 Plot level 1 quality information per product (time dependant): ENVISAT ASCENDING passes



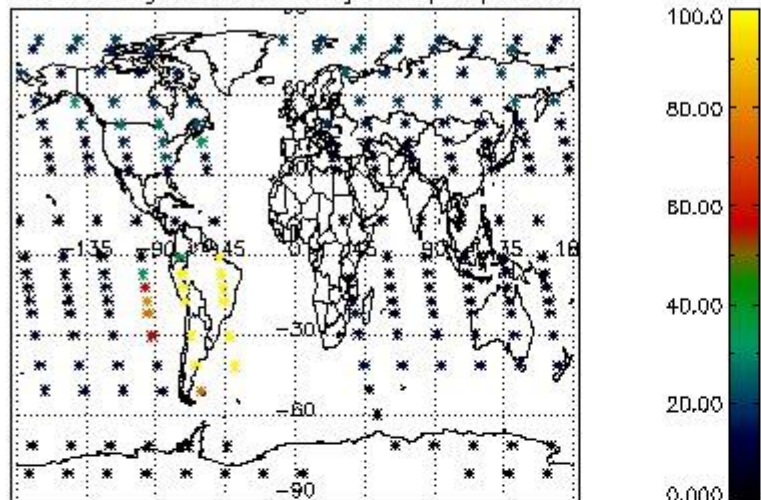
4.1.2 Plot level 1 quality information per product (time dependant): ENVI SAT DESCENDING passes



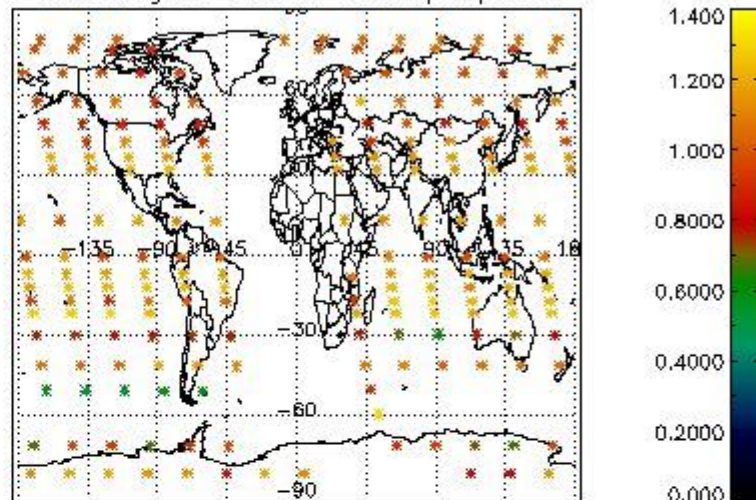
4.2 Plot quality information per product coming from level 1b processing (world map)

4.2.1 Plot level 1 quality information per product (world map): ENVISAT ASCENDING passes

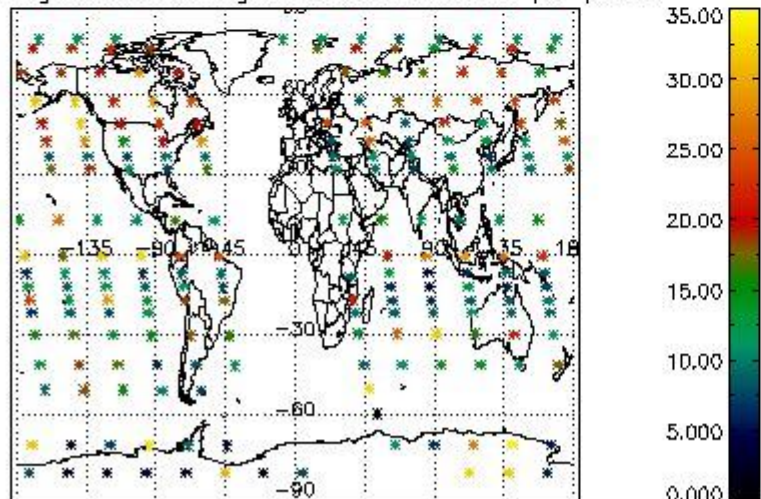
Percentage of cosmic ray hits per profile



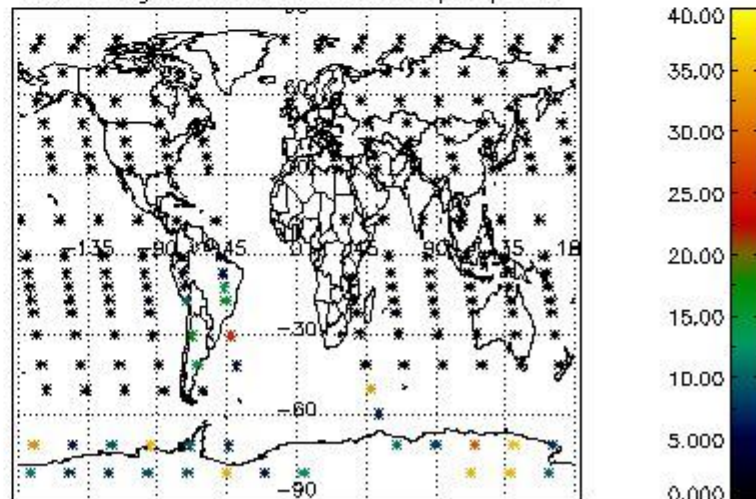
Percentage of datation errors per profile



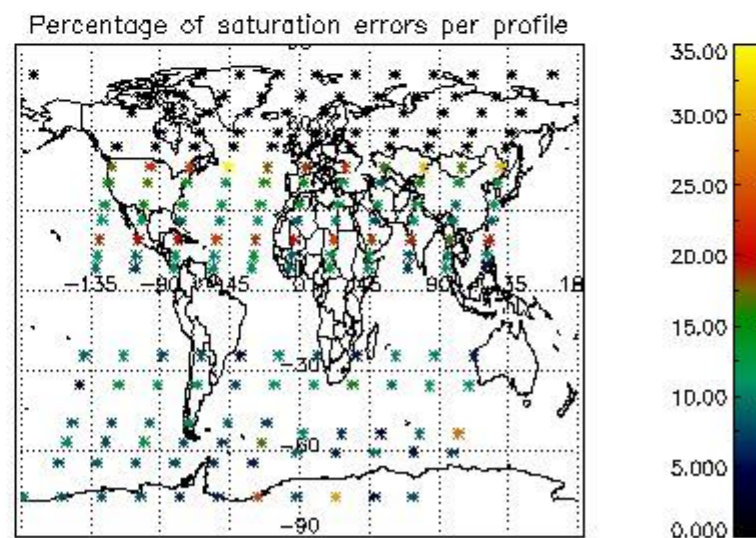
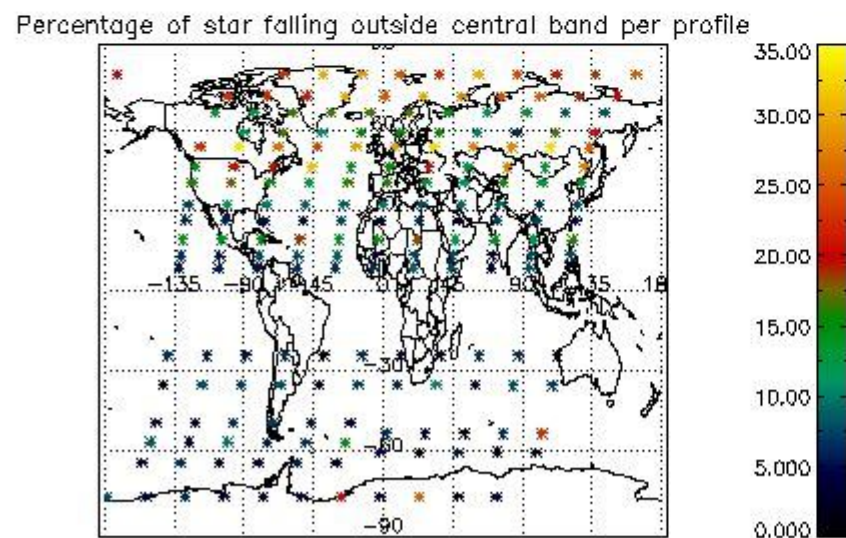
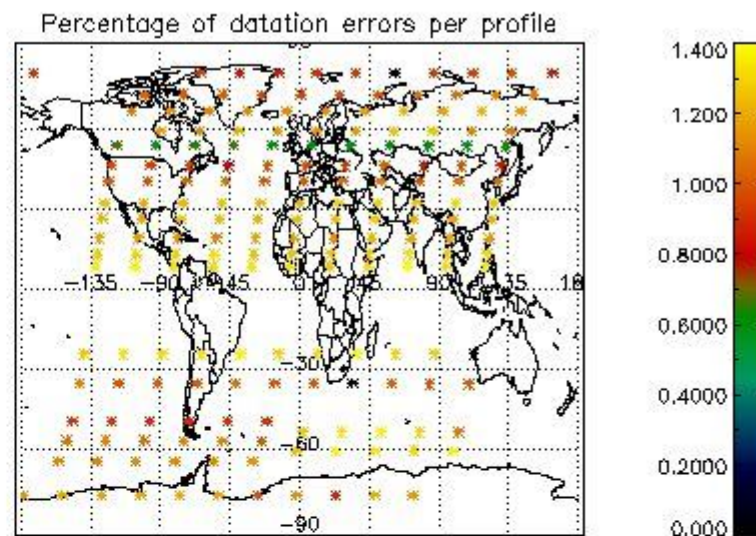
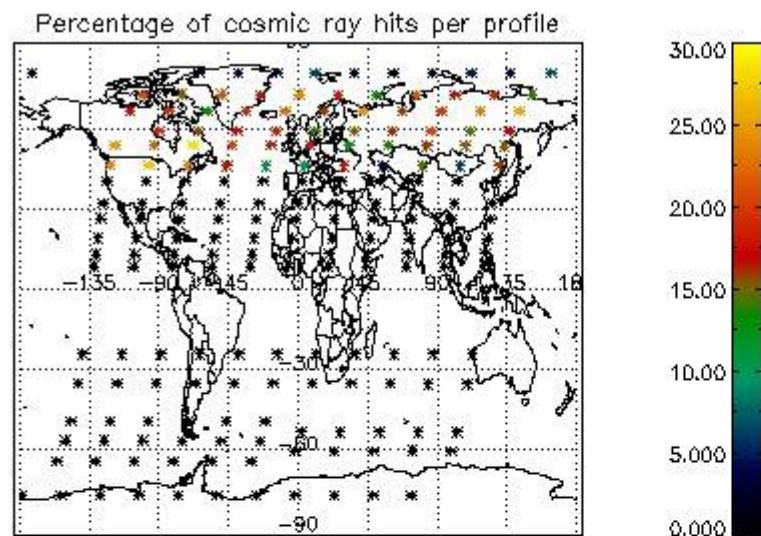
Percentage of star falling outside central band per profile



Percentage of saturation errors per profile



4.2.2 Plot level 1 quality information per product (world map): ENVISAT DESCENDING passes



5. Trace gas profiles

5.1 Ozone statistics based on quality of products

The final quality of the products can be "measured" using the STD (Standard Deviation) attached to every point profile. This information is written to the parameter GOM_NL__2P/NL_LOCAL_SPECIES_DENSITY/o3_std of the level 2 products. The table below shows the statistics for given STD ranges.

The statistics are given with respect to the overall valid production:

- Products without fatal errors: GOM_NL__2P/MPH/PRODUCT_ERR=0
- Valid point profile: GOM_NL__2P/NL_LOCAL_SPECIES_DENSITY/pcd(0)=0

The 'Criteria' is applied to valid points of dark limb products:

- Products in dark limb illumination condition: GOM_NL__2P/NL_SUMMARY_QUALITY/obs_ill_cond=0
- Products without fatal errors: GOM_NL__2P/MPH/PRODUCT_ERR=0
- Valid point profile: GOM_NL__2P/NL_LOCAL_SPECIES_DENSITY/pcd(0)=0

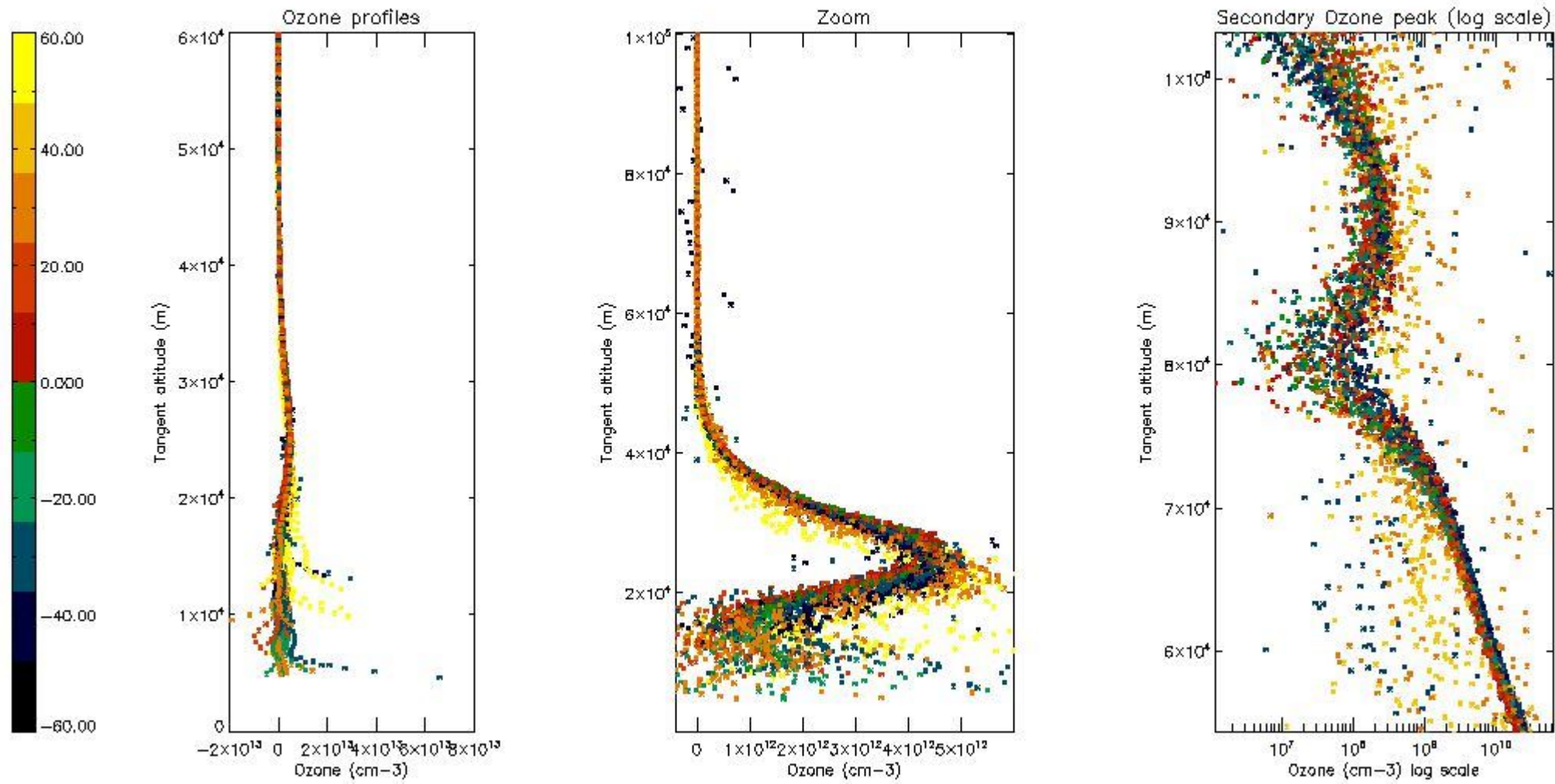
So, the table below shows the percentage of dark limb and valid observations for each criteria with respect to the overall valid daily observations.

Criteria	% of total production
All STD	35
STD < 20	19

STD < 10	15
STD < 5	10

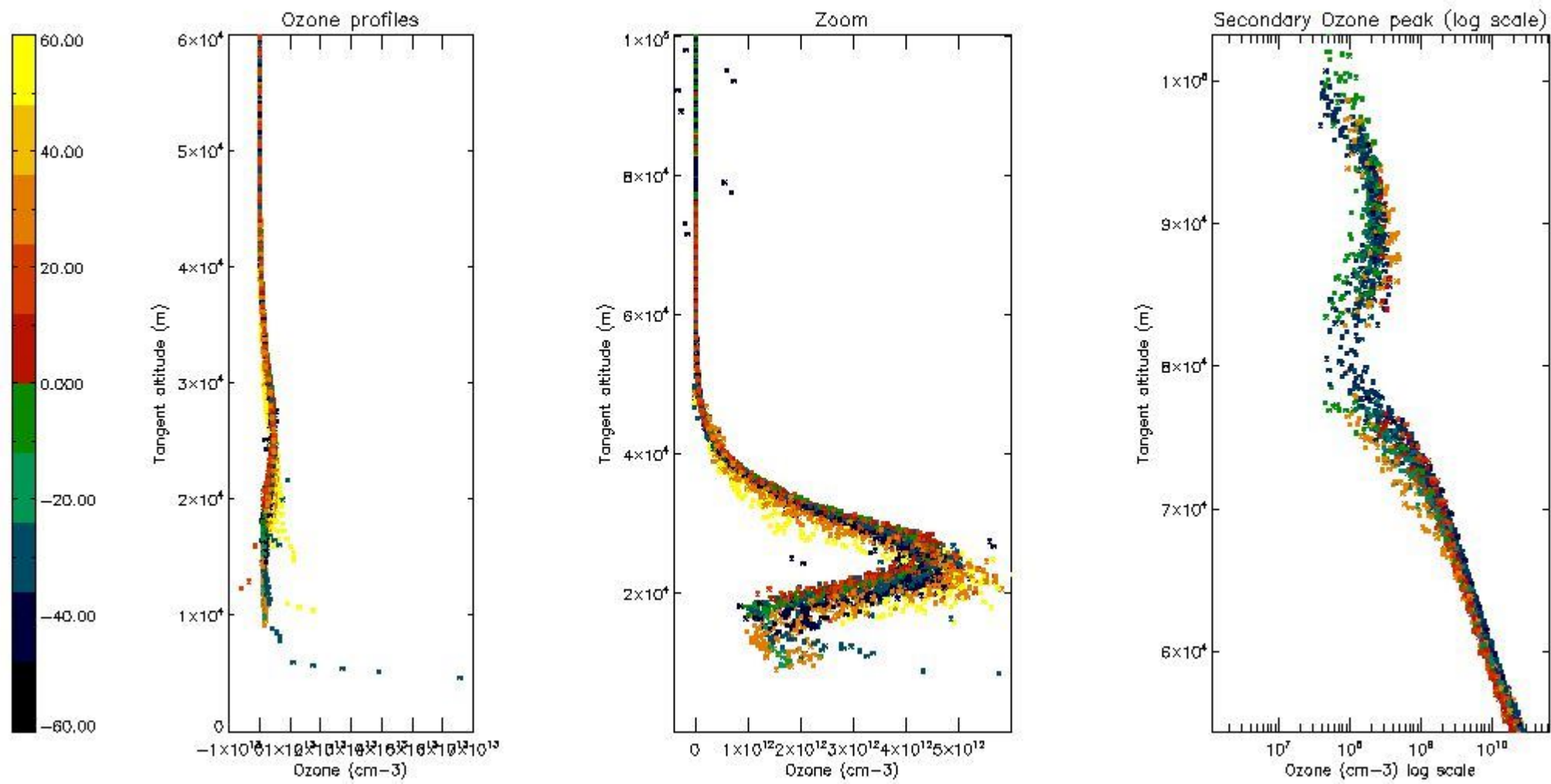
5.2 Plot ozone profiles for all STD (dark without errors)

The colorbar represents the latitude.



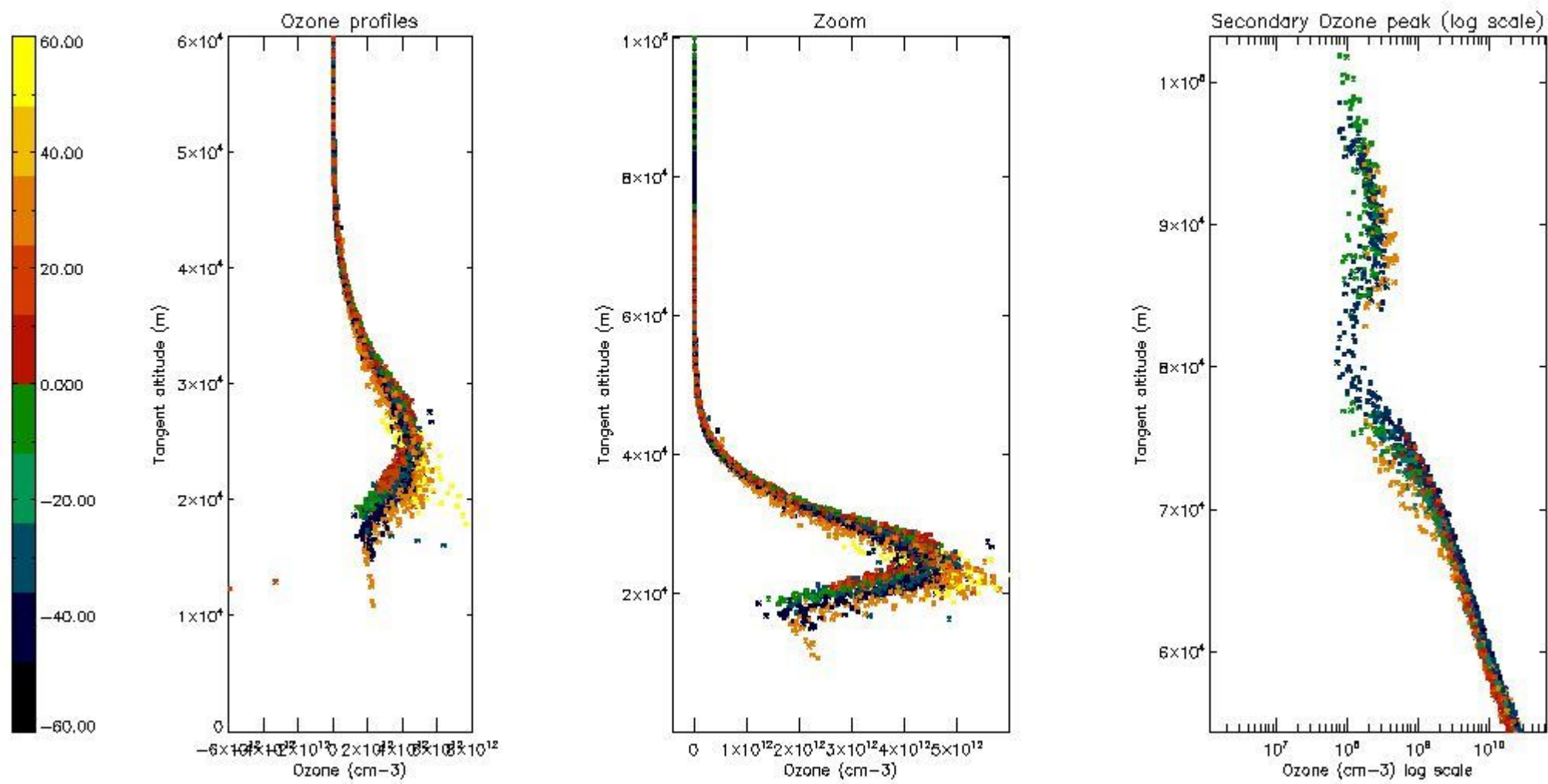
5.3 Plot ozone profiles where STD < 20% (dark without errors)

The colorbar represents the latitude.



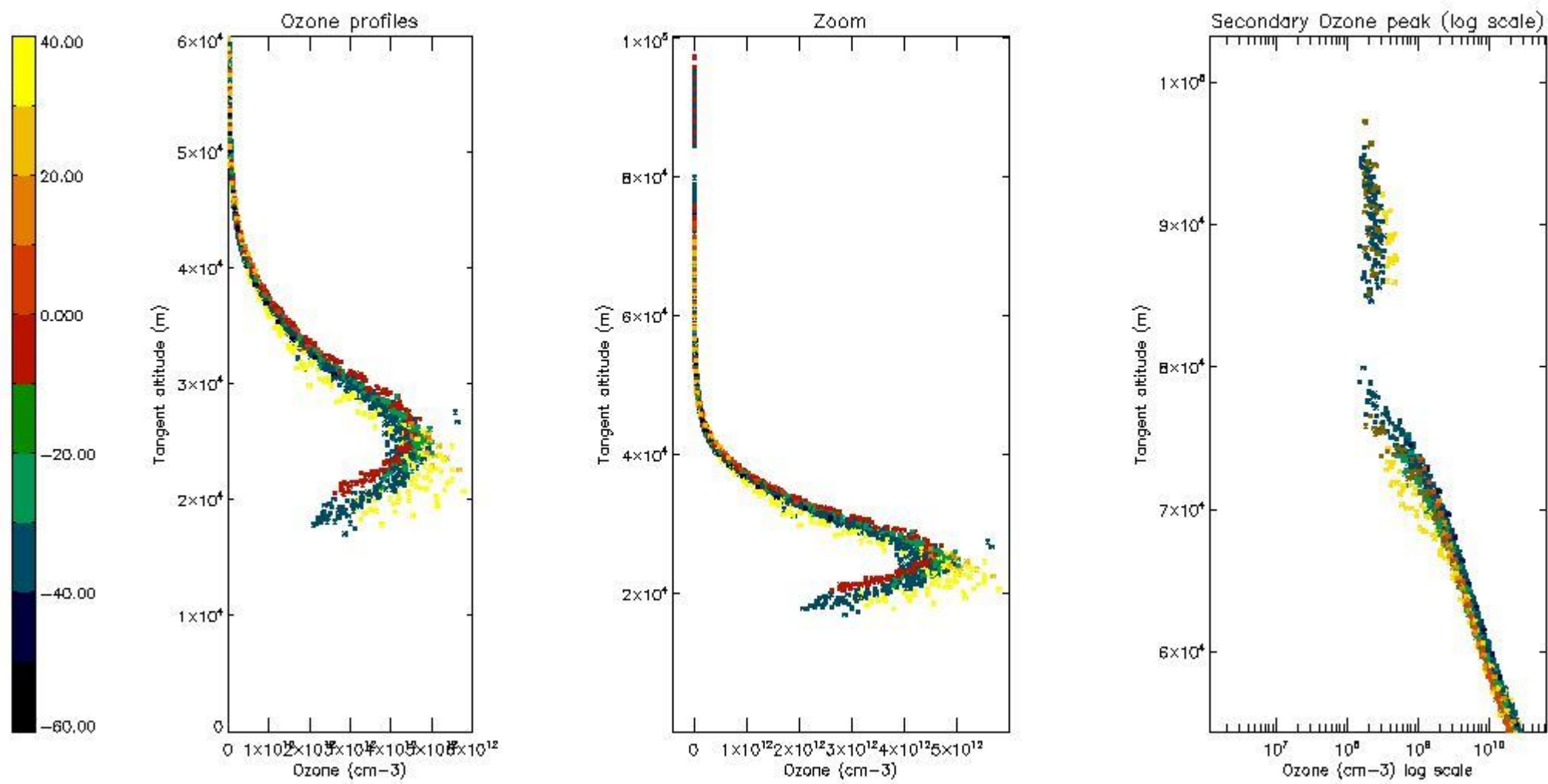
5.4 Plot ozone profiles where STD < 10% (dark without errors)

The colorbar represents the latitude.



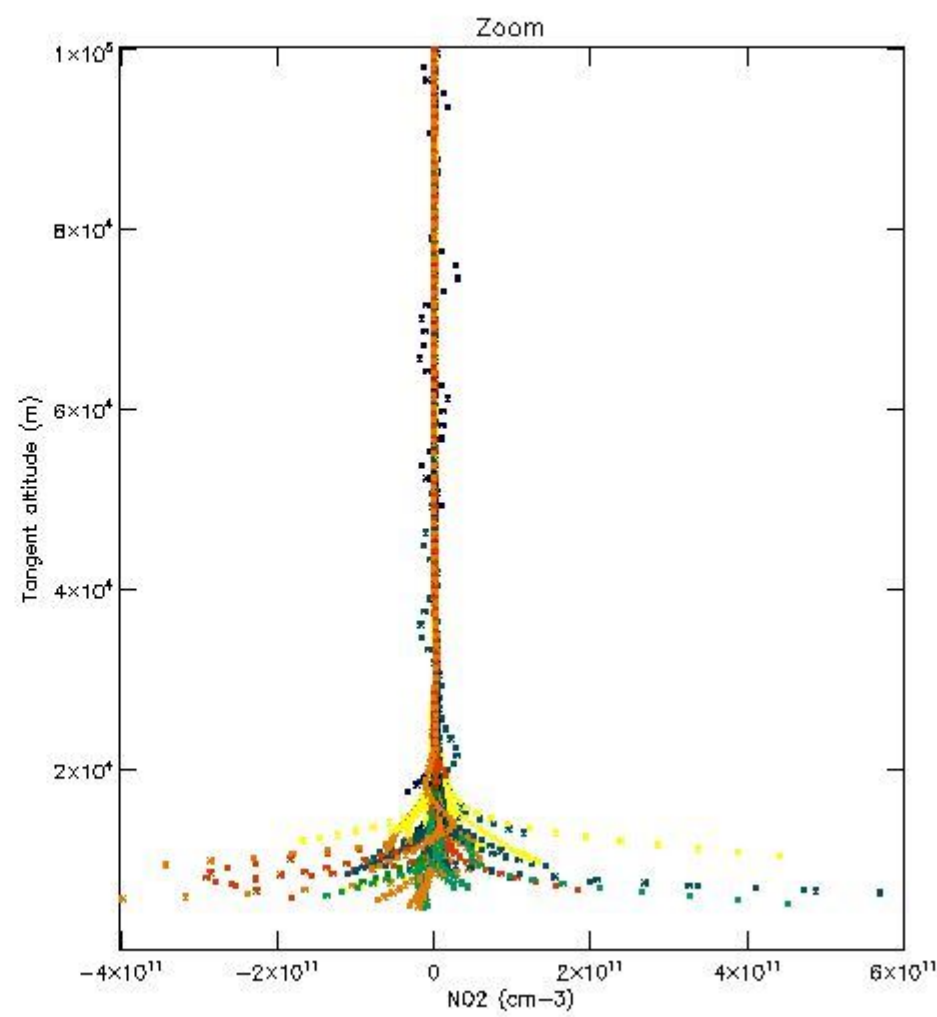
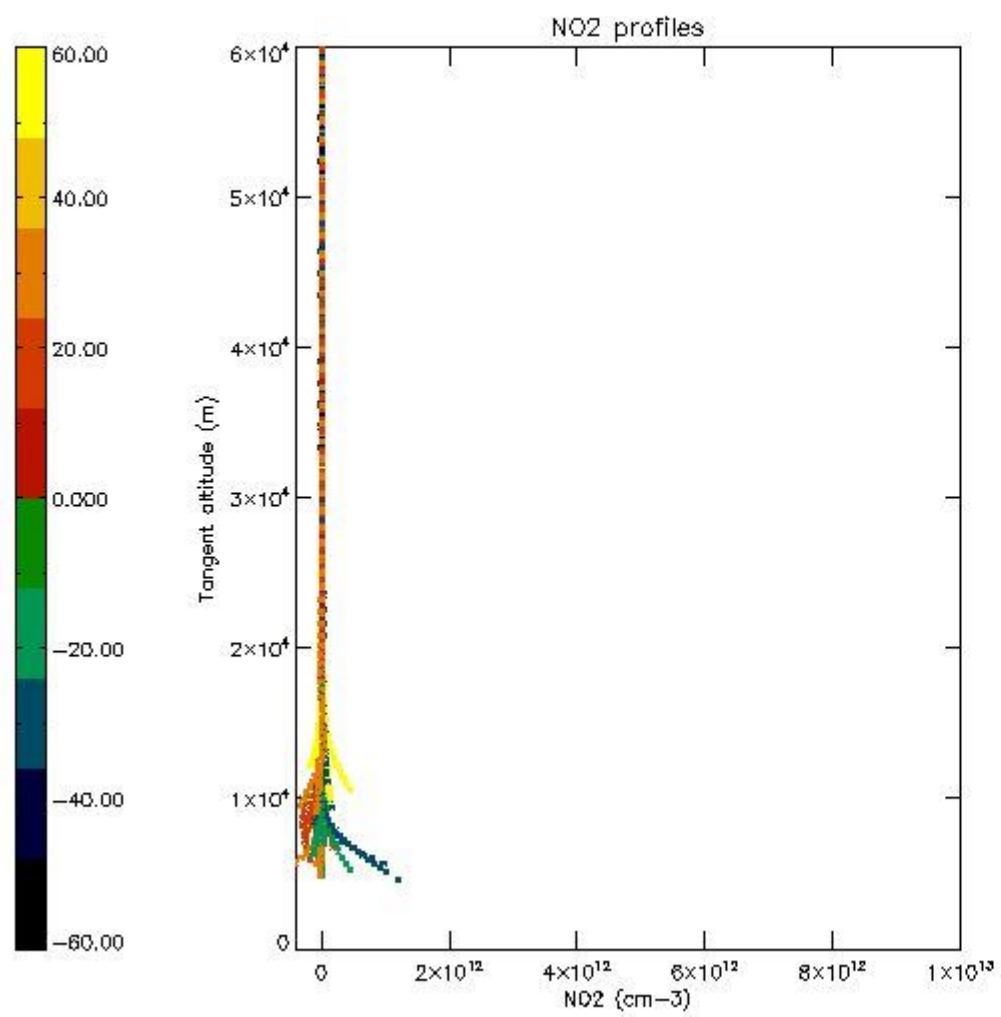
5.5 Plot ozone profiles where STD < 5% (dark without errors)

The colorbar represents the latitude.



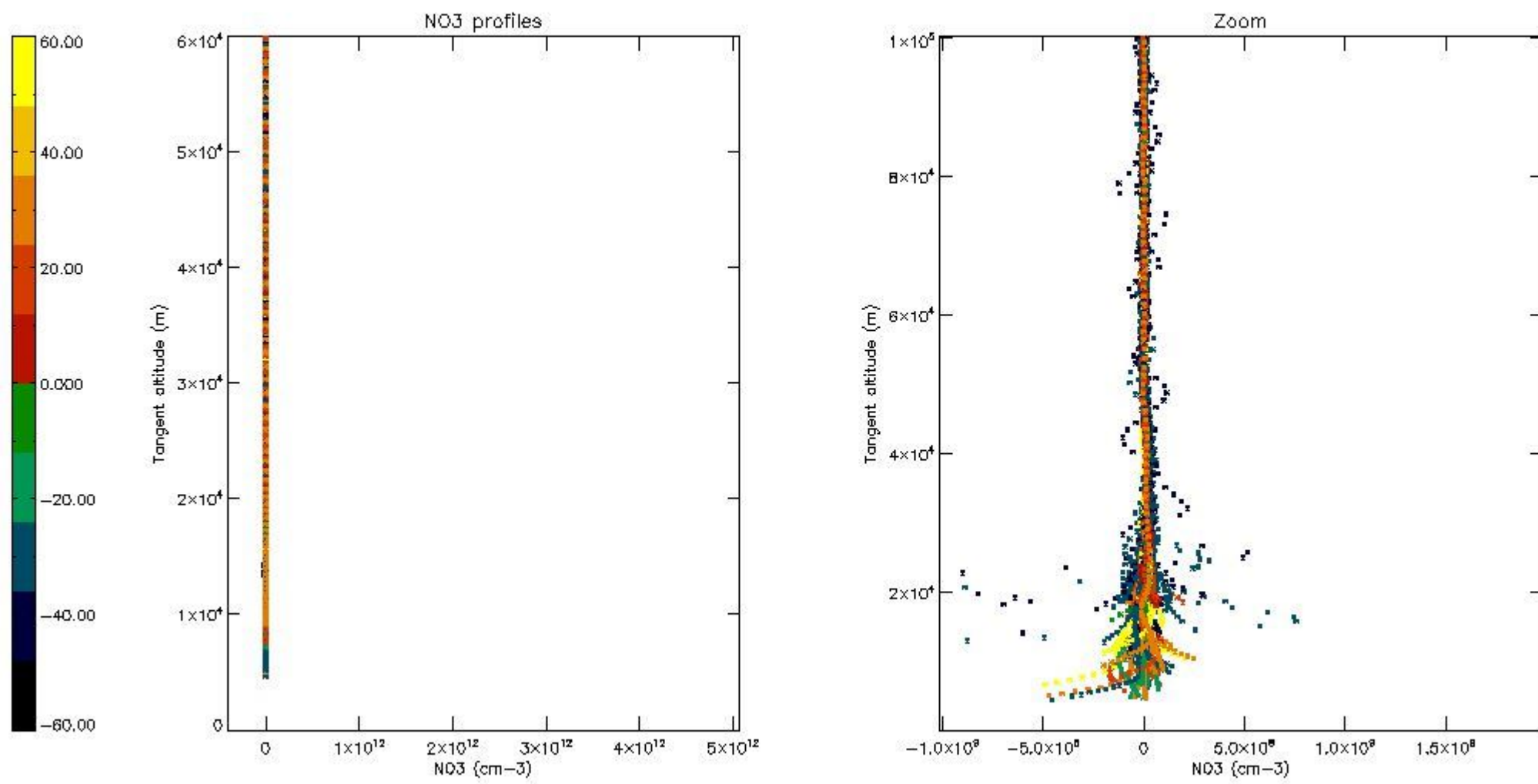
5.6 Plot NO₂ profiles for all STD (dark without errors)

The colorbar represents the latitude.



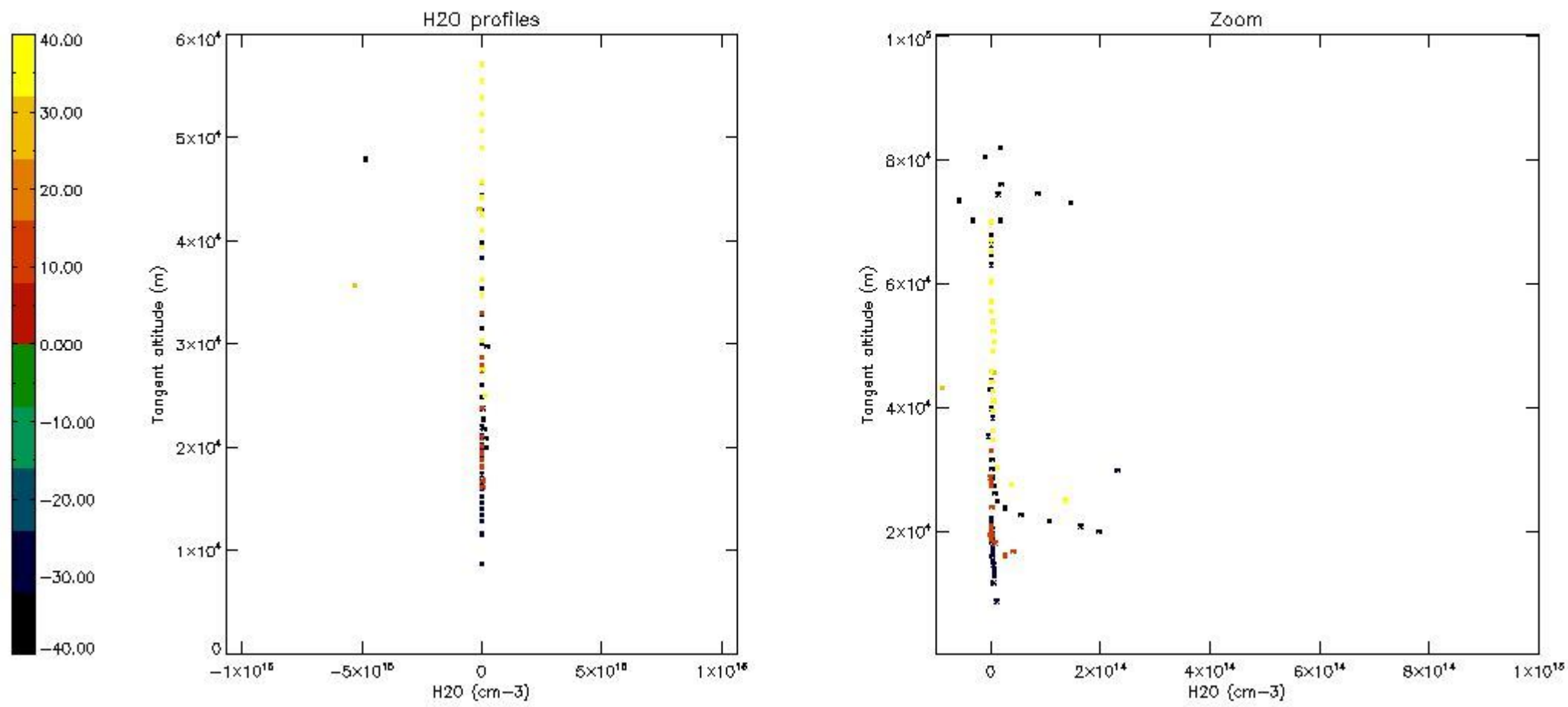
5.7 Plot NO₃ profiles for all STD (dark without errors)

The colorbar represents the latitude.



5.8 Plot H2O profiles for all STD (only for occultations of stars 1,2,3,4,13,14,16,26,63 dark without errors)

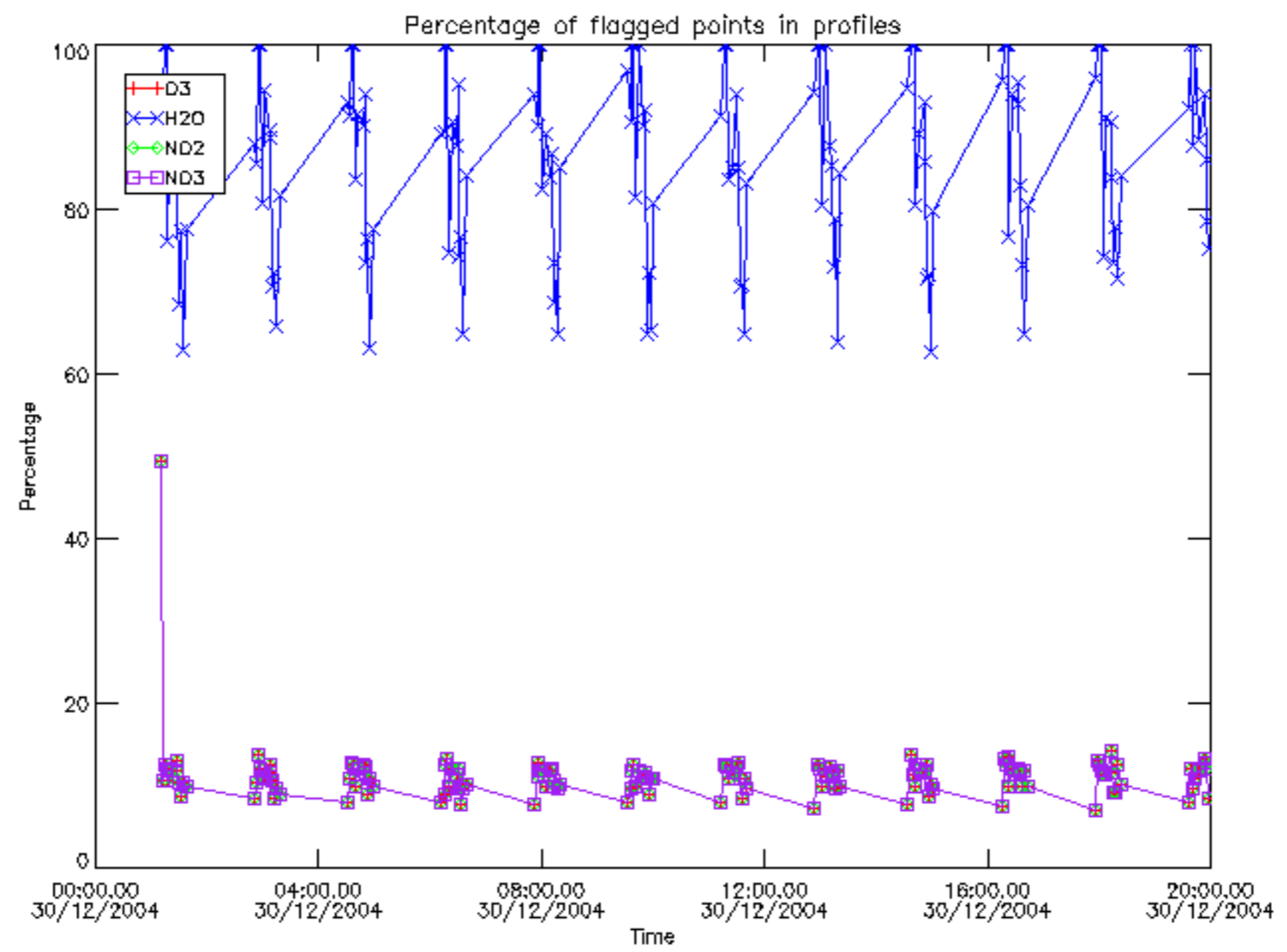
The colorbar represents the latitude.



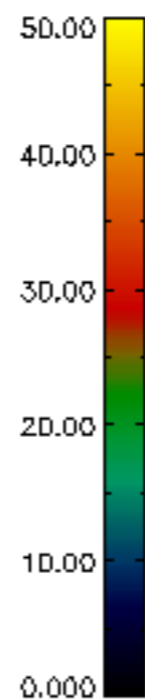
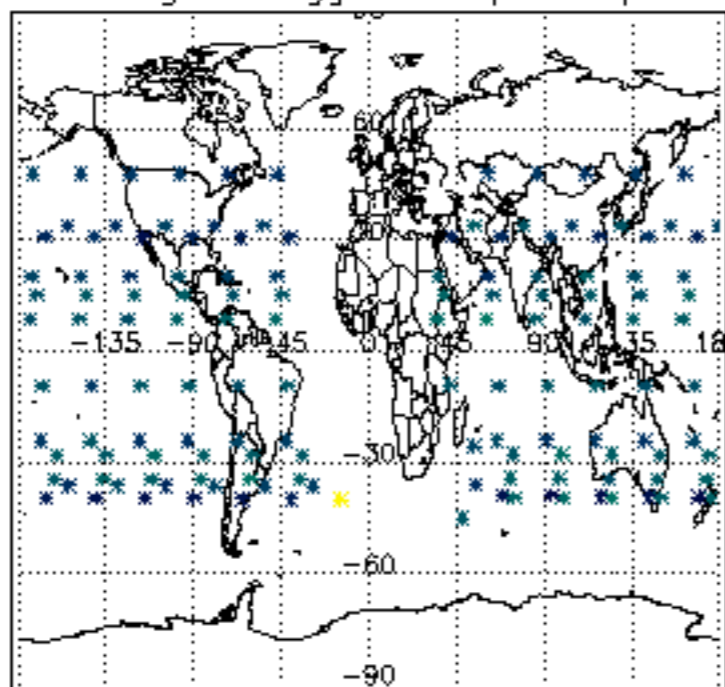
6. Auxiliary Data Files used for the production reported in section 2

The number reported in the third column indicates since which file (see list in section 2) the corresponding auxiliary file has been used. The fourth column is the date of those product files.

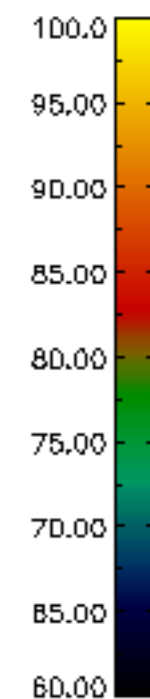
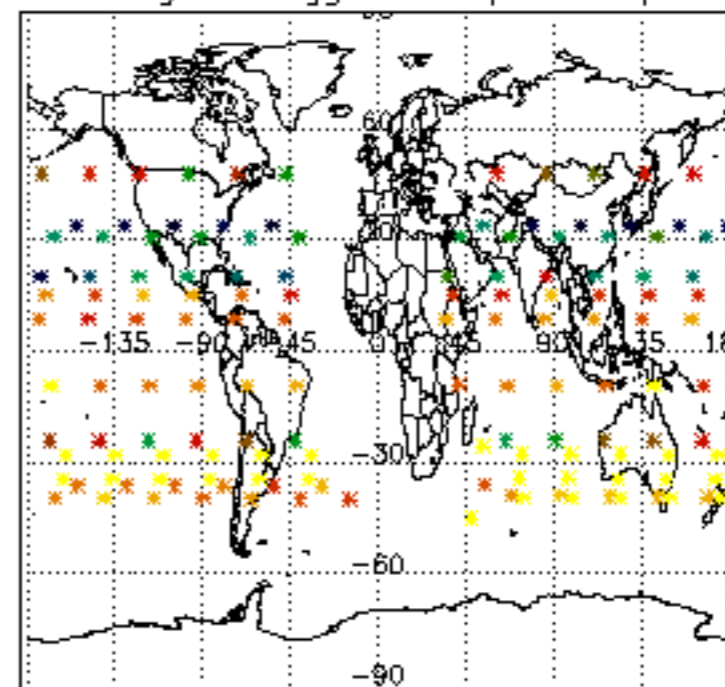
Type	Auxiliary Filename	Used since product	Used since product date
INST_PHYS_CHARACTERISTICS	GOM_INS_AXVIEC20091111_143220_20030716_120000_20500101_000000	1	30-DEC-2004 01:03:32
LEVEL-2_PROC_CONFIG	GOM_PR2_AXVIEC20091111_152718_20020301_000000_20500101_000000	1	30-DEC-2004 01:03:32
CROSS_SECTIONS_FILE	GOM_CRS_AXVIEC20091111_154832_20020301_000000_20500101_000000	1	30-DEC-2004 01:03:32



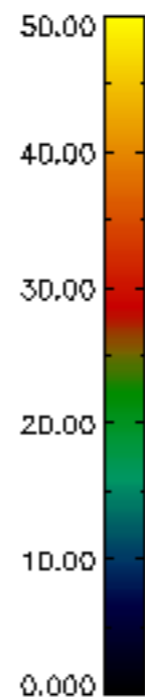
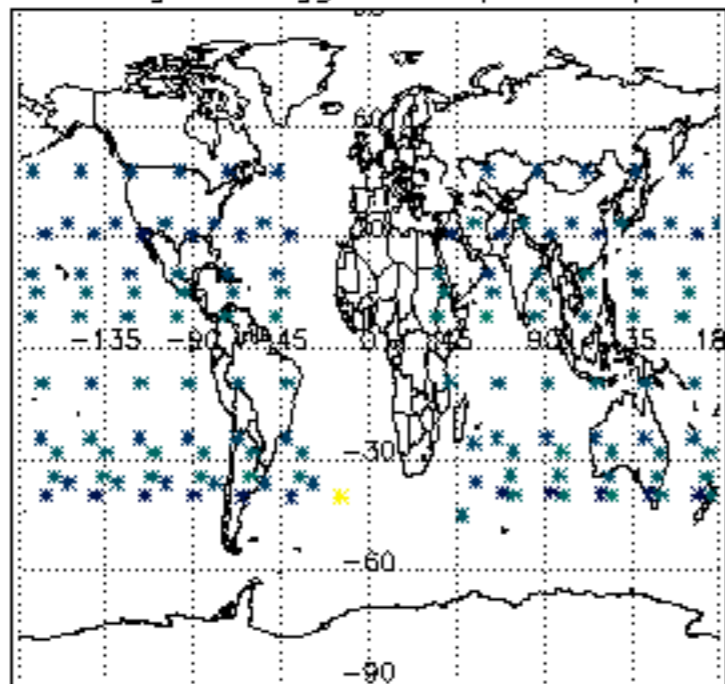
Percentage of flagged data per D3 profile



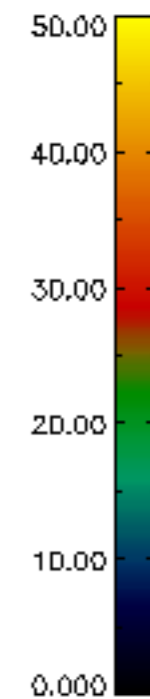
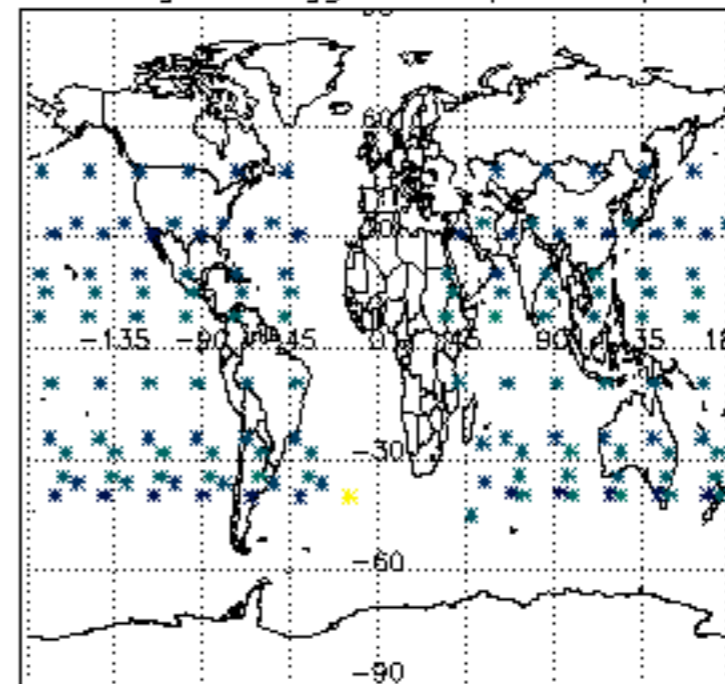
Percentage of flagged data per H2O profile

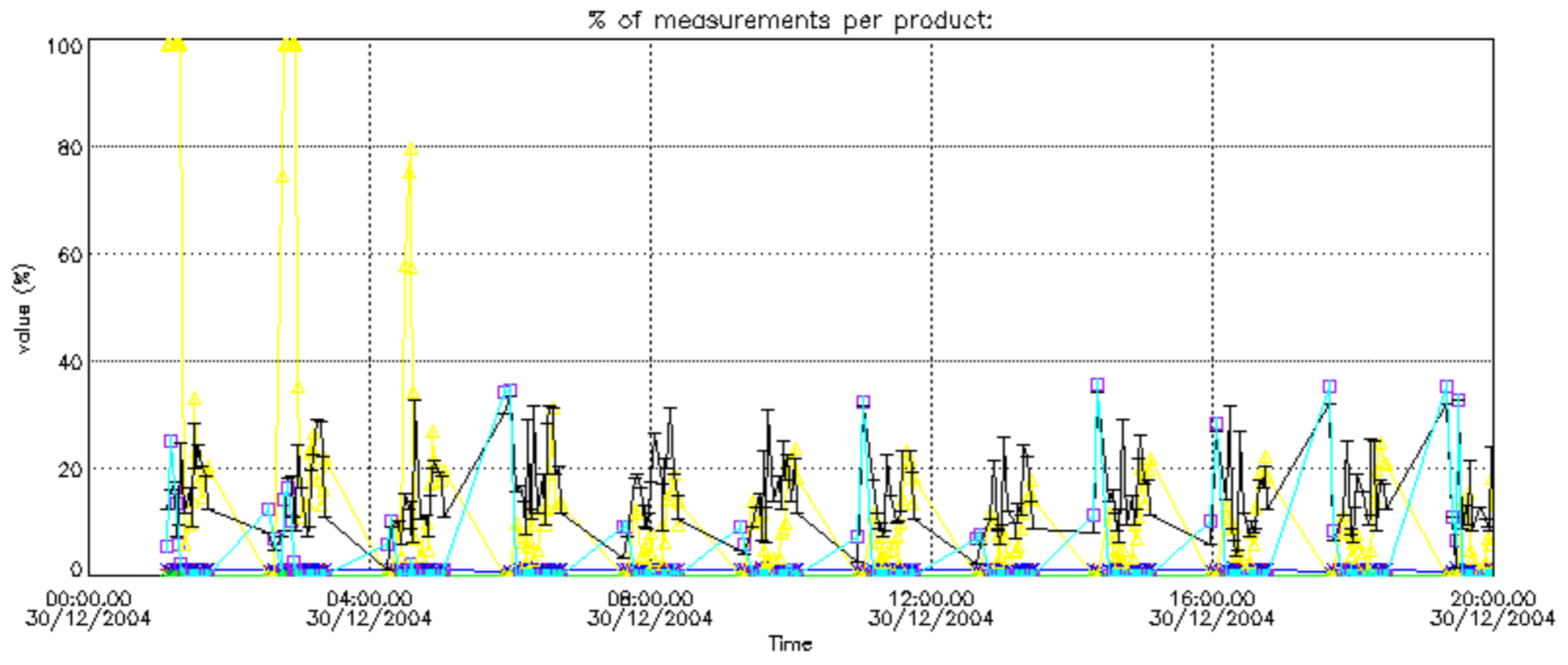


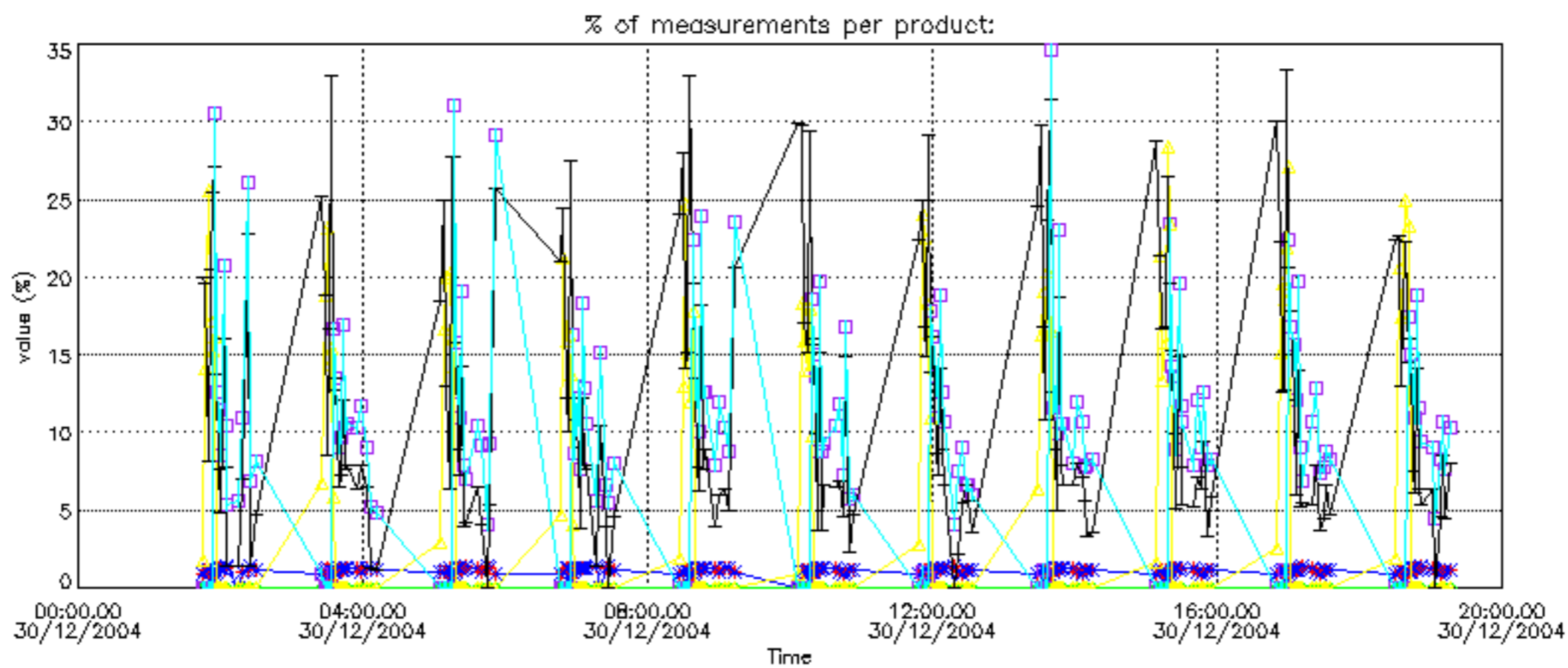
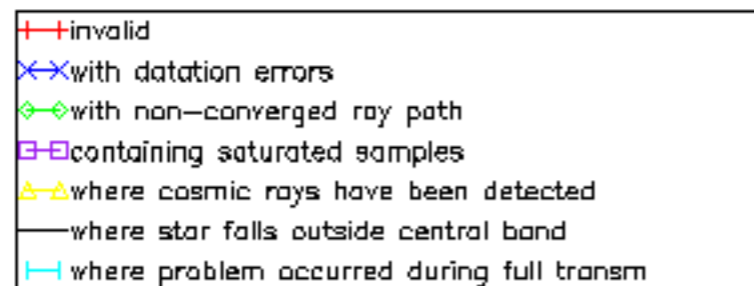
Percentage of flagged data per NO2 profile



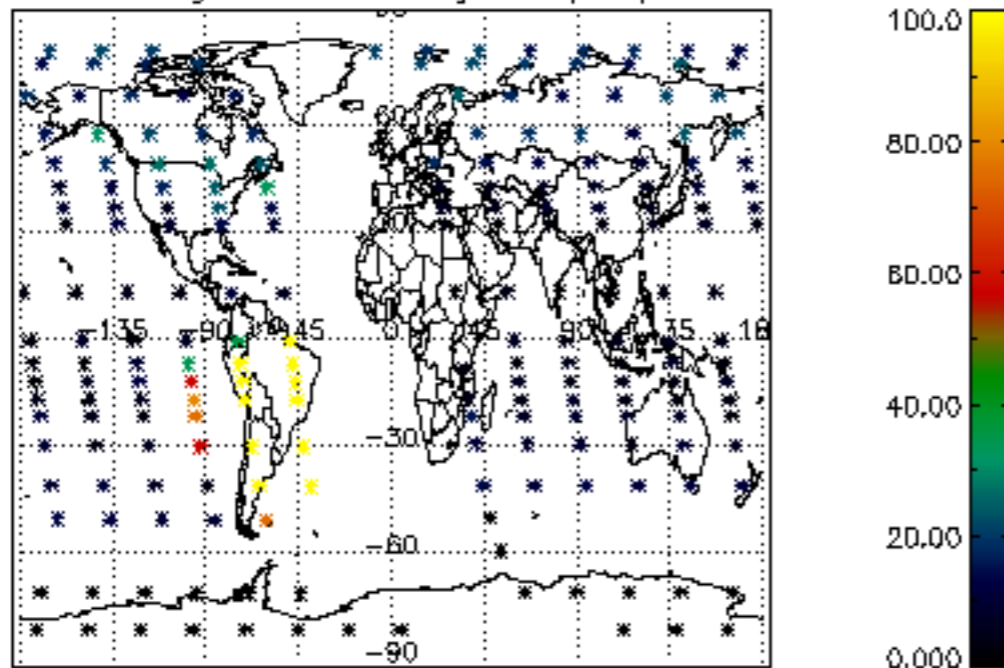
Percentage of flagged data per NO3 profile



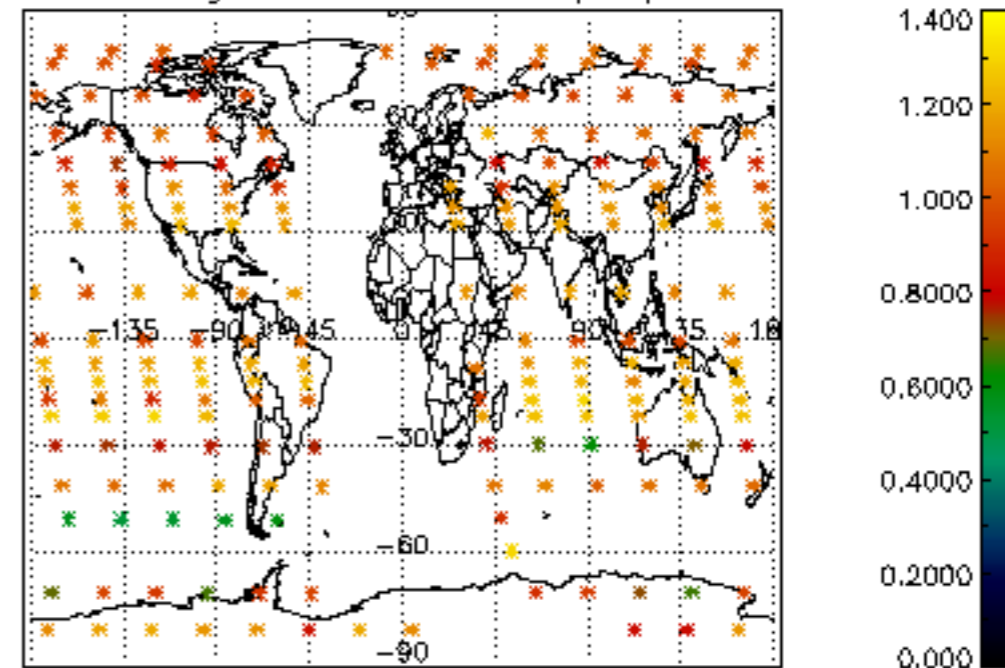




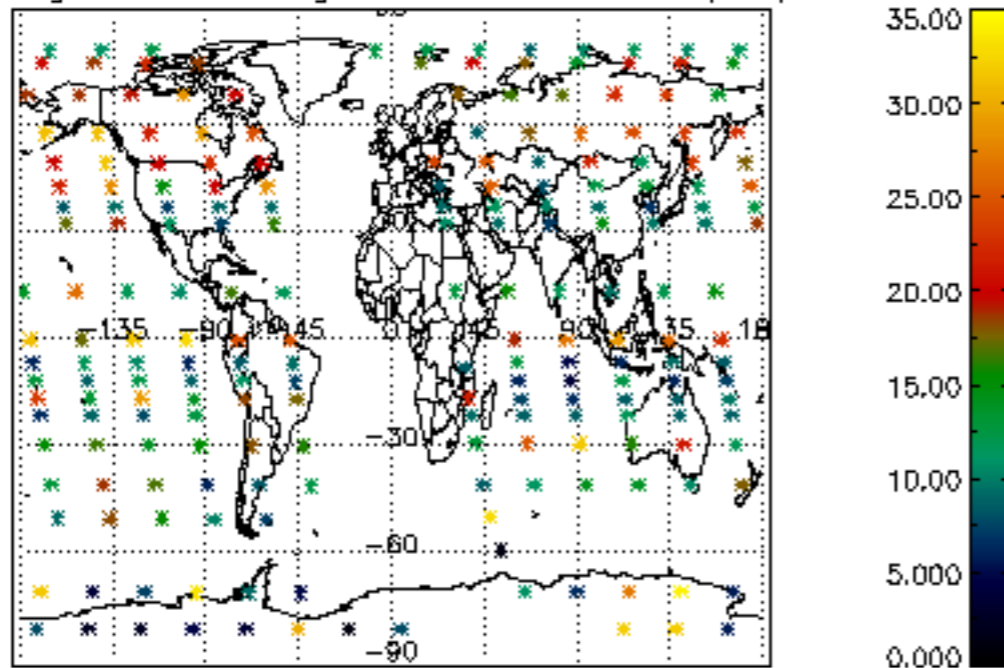
Percentage of cosmic ray hits per profile



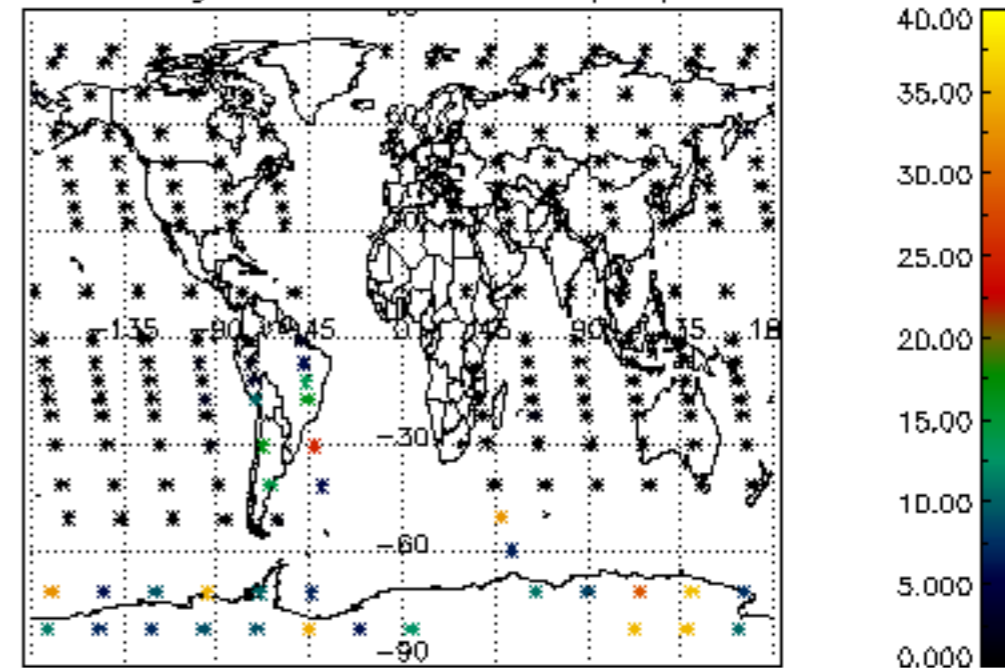
Percentage of datation errors per profile



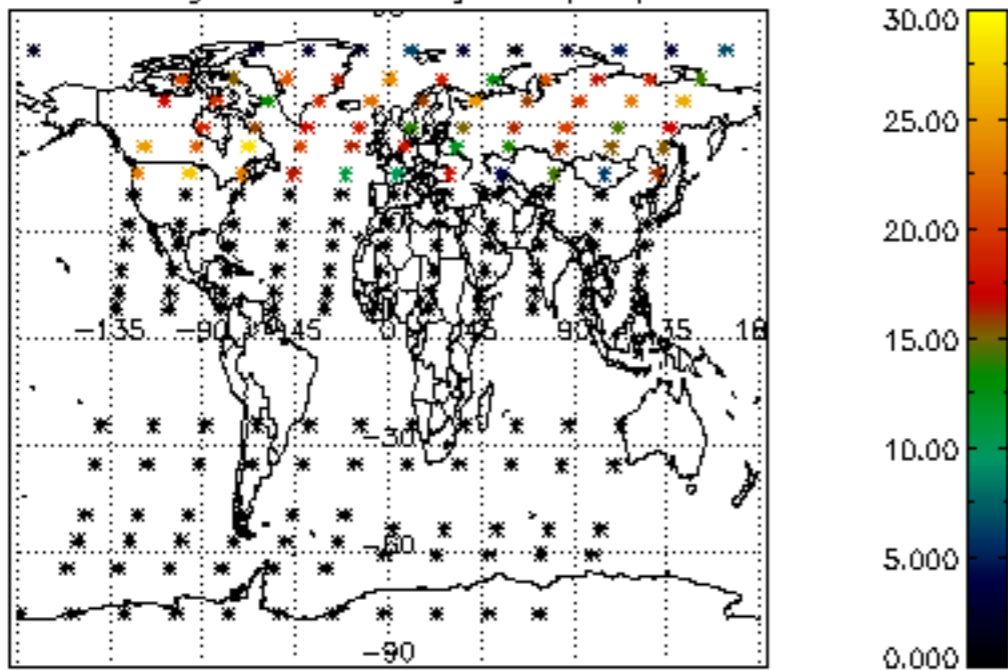
Percentage of star falling outside central band per profile



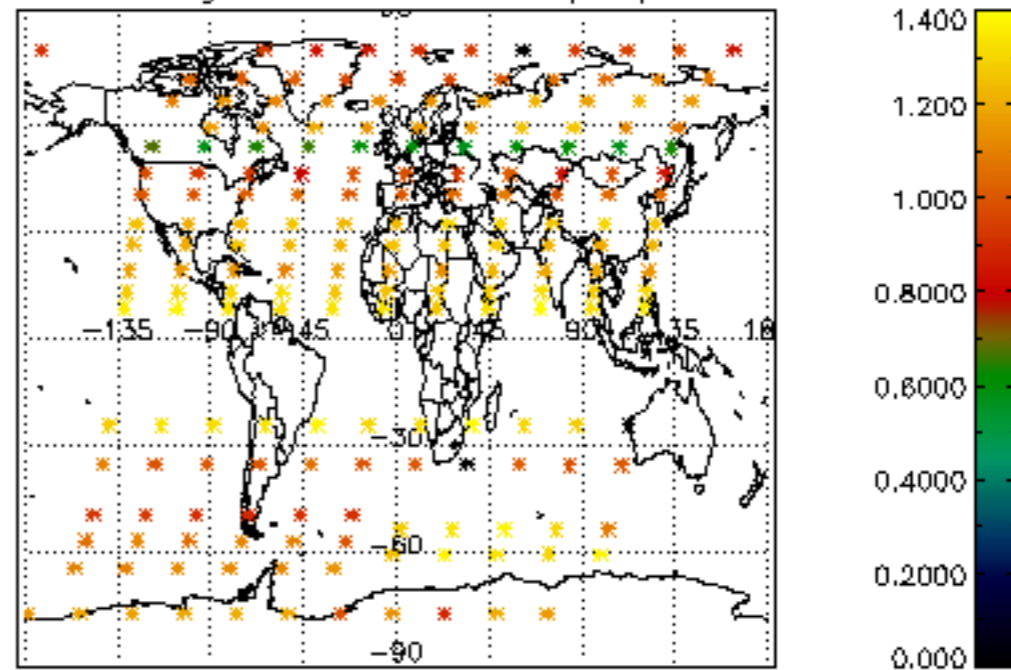
Percentage of saturation errors per profile



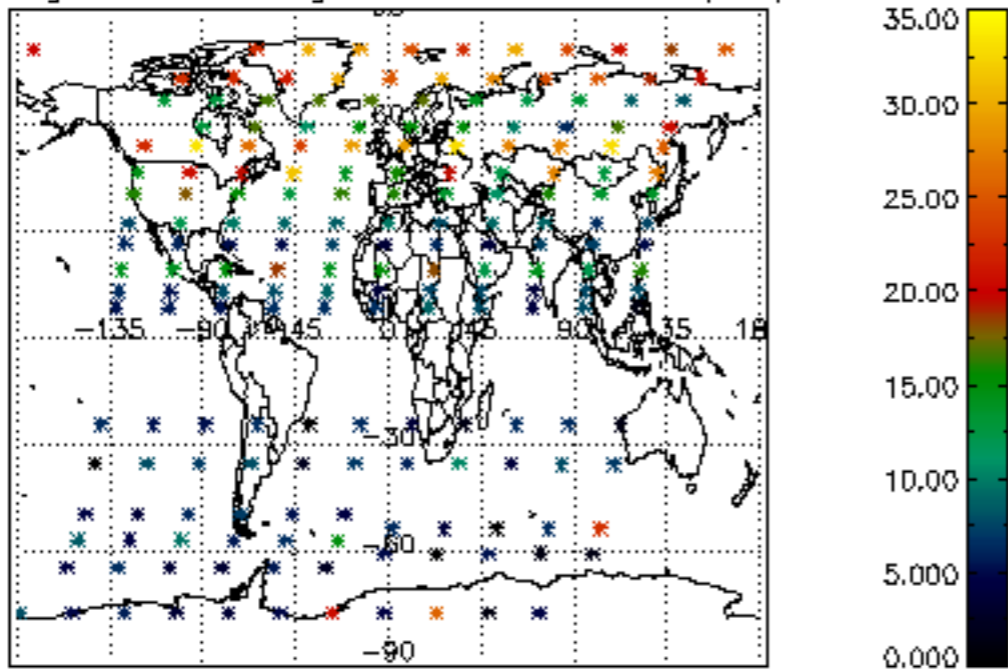
Percentage of cosmic ray hits per profile



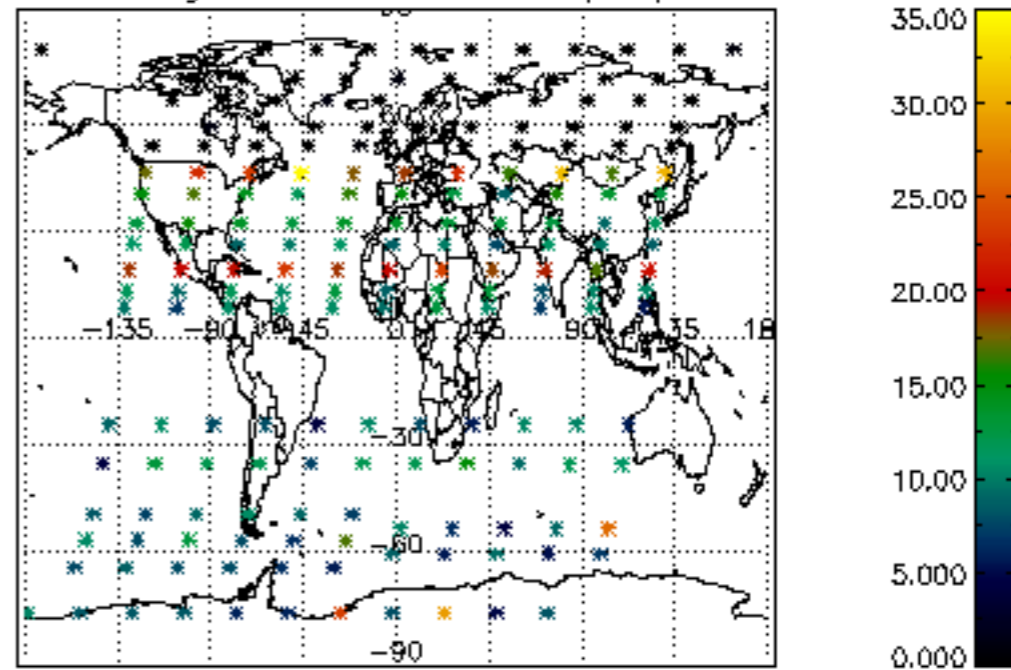
Percentage of datation errors per profile

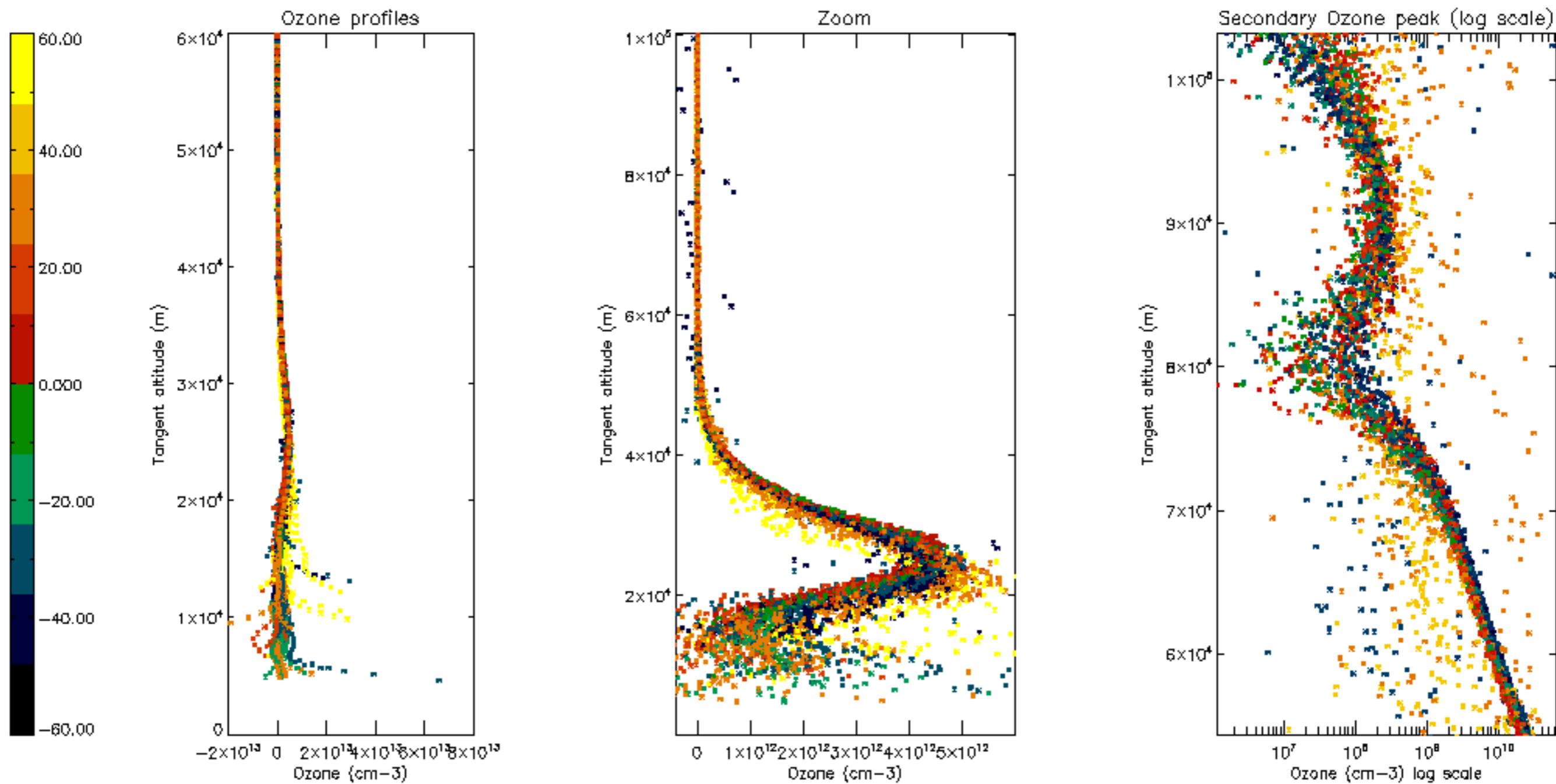


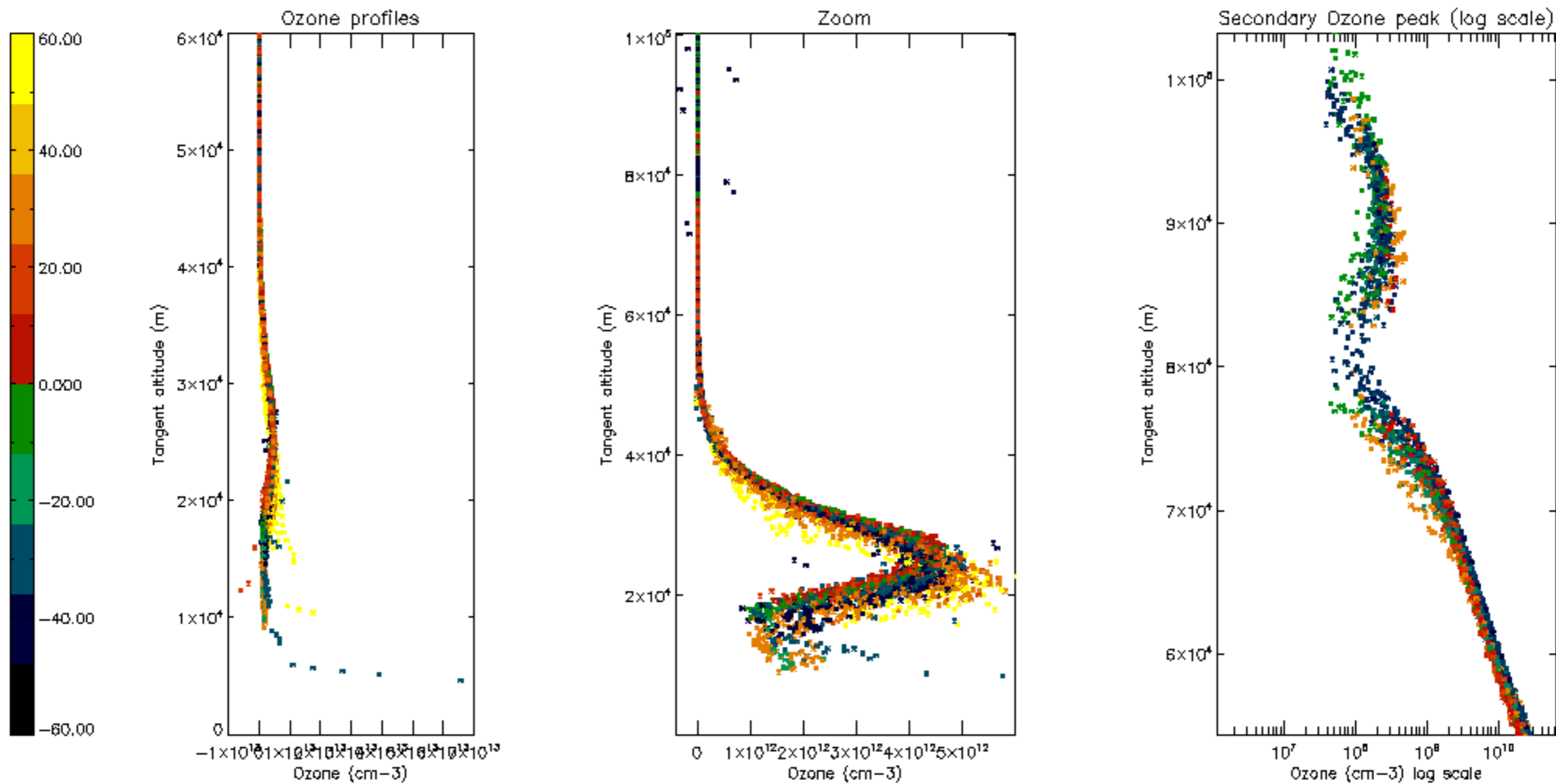
Percentage of star falling outside central band per profile

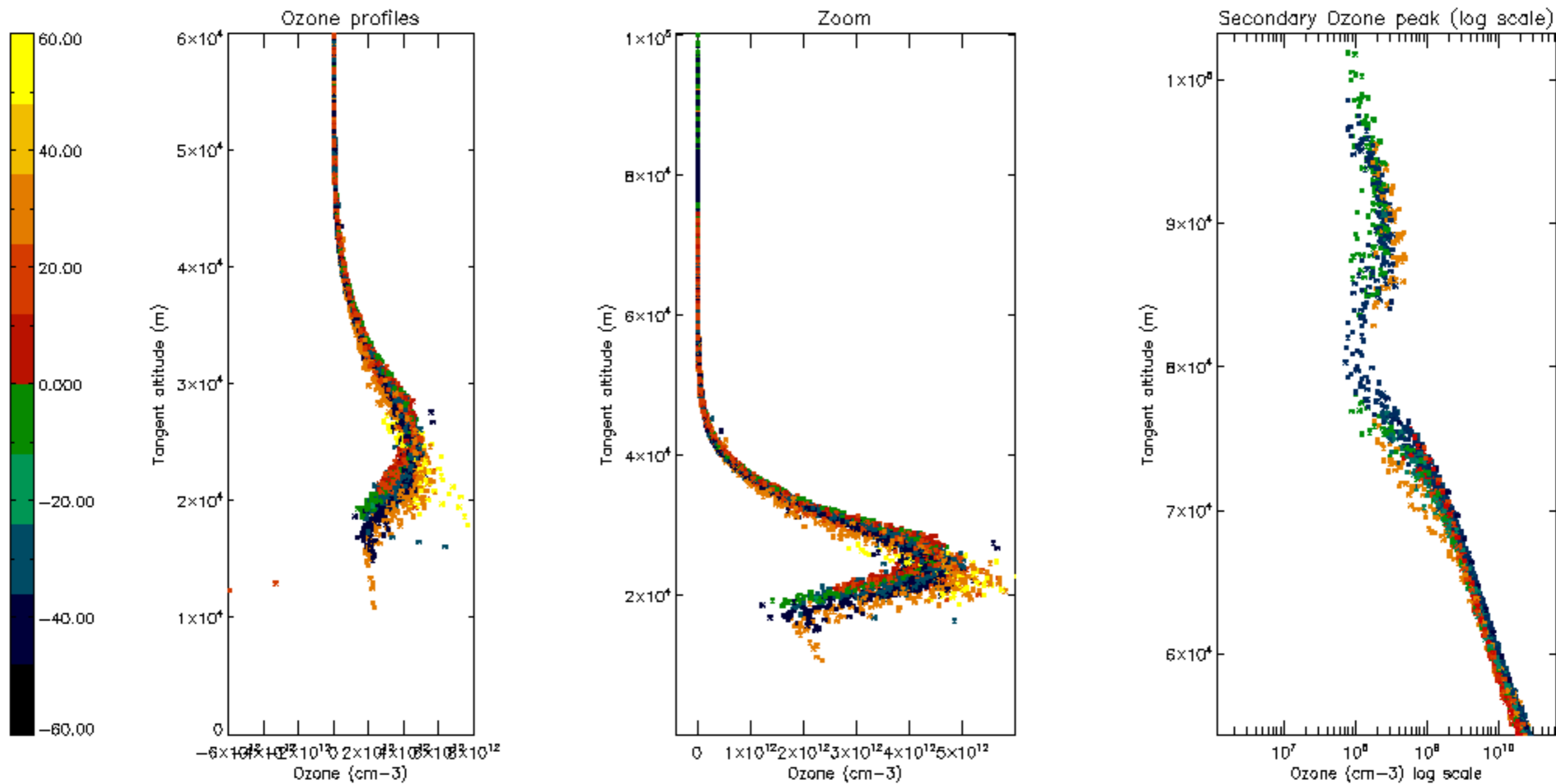


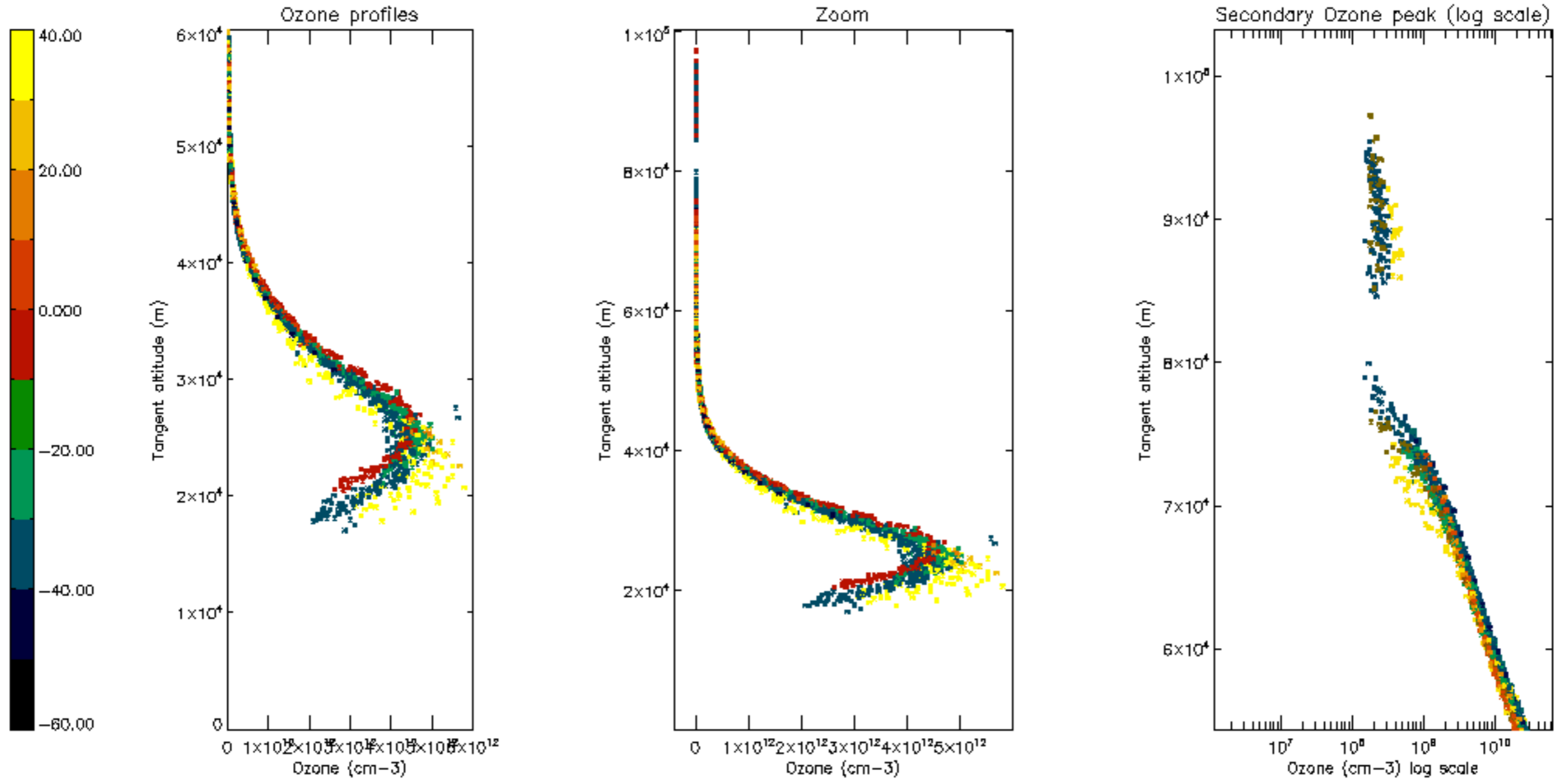
Percentage of saturation errors per profile

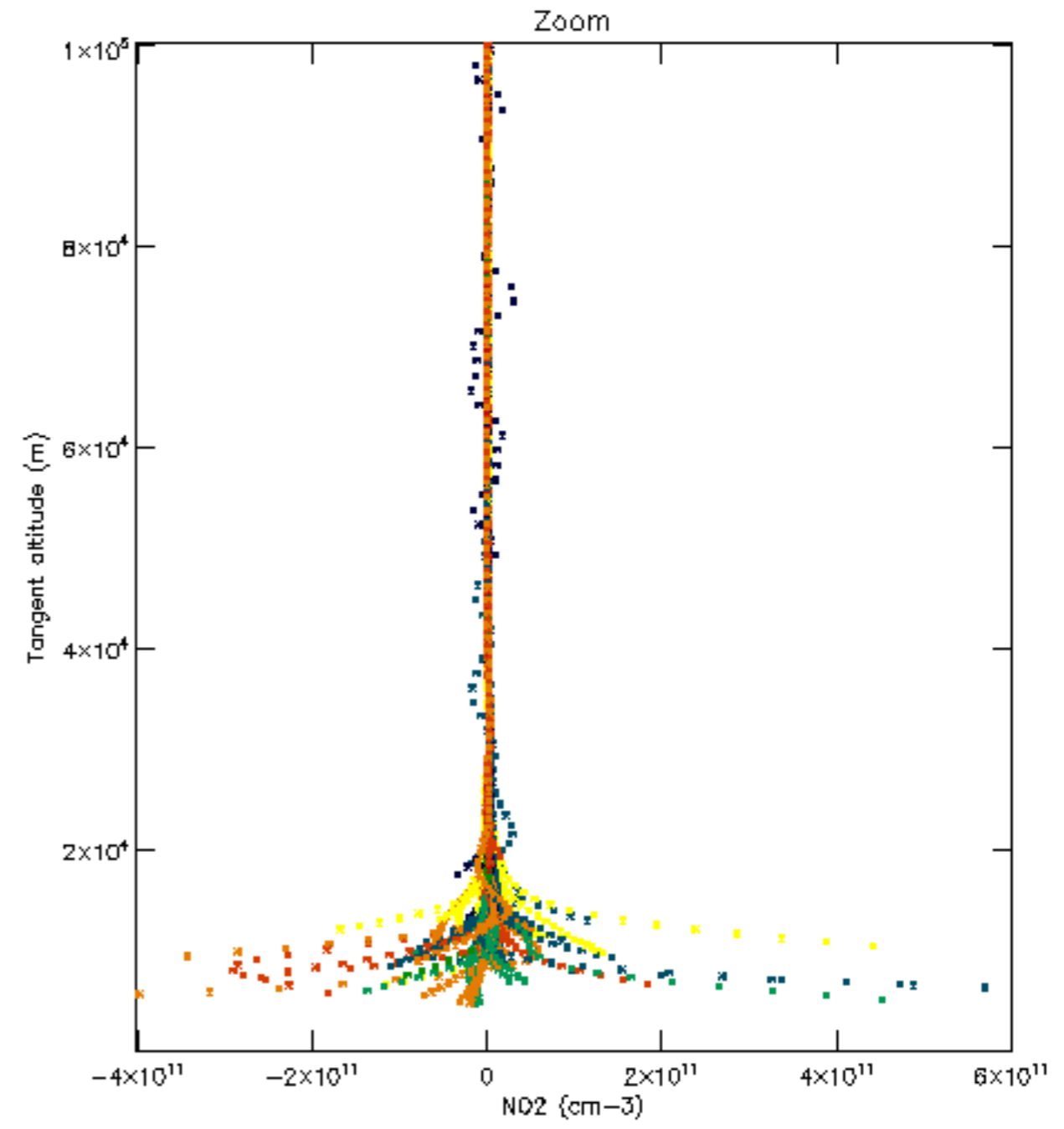
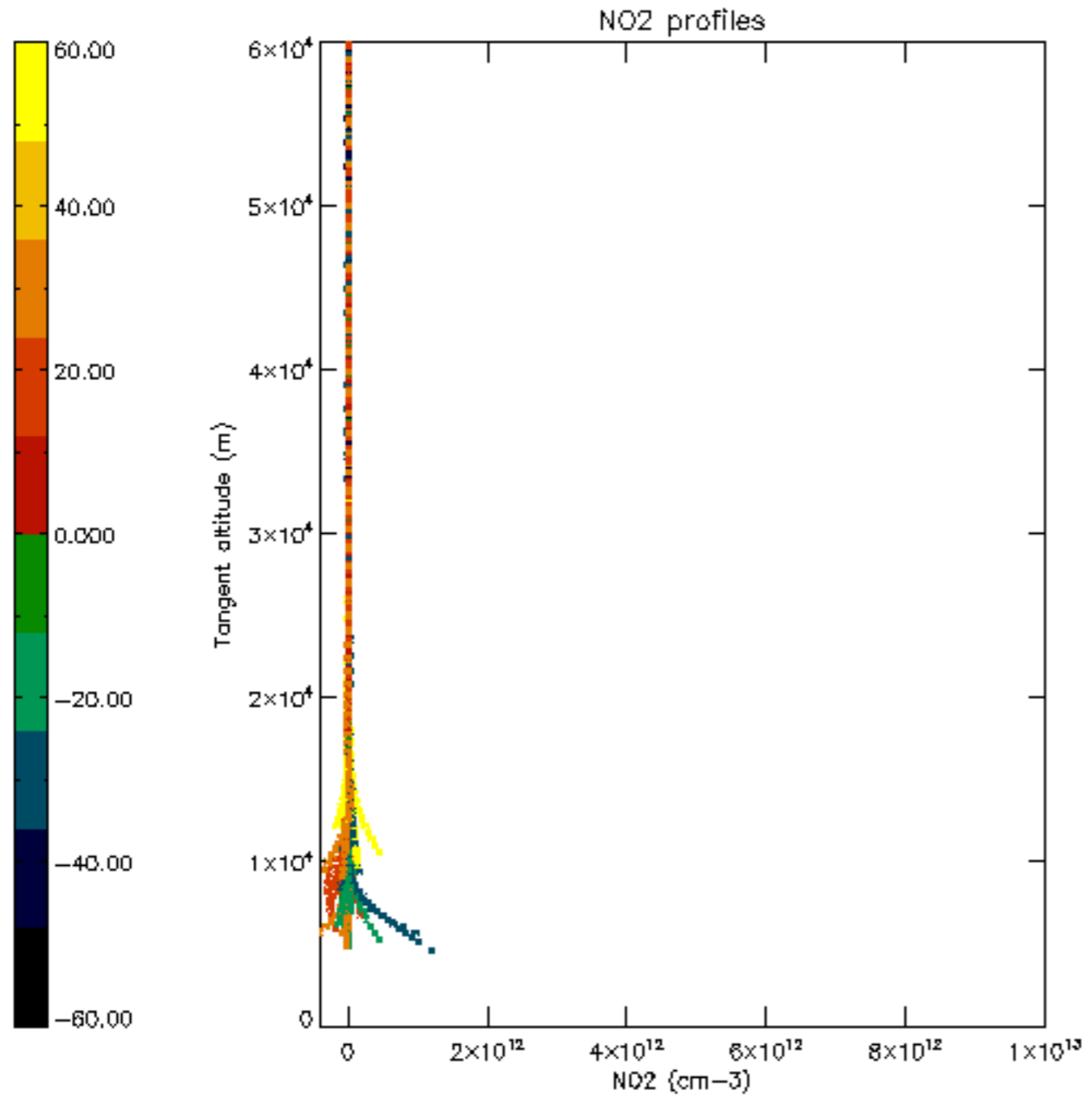


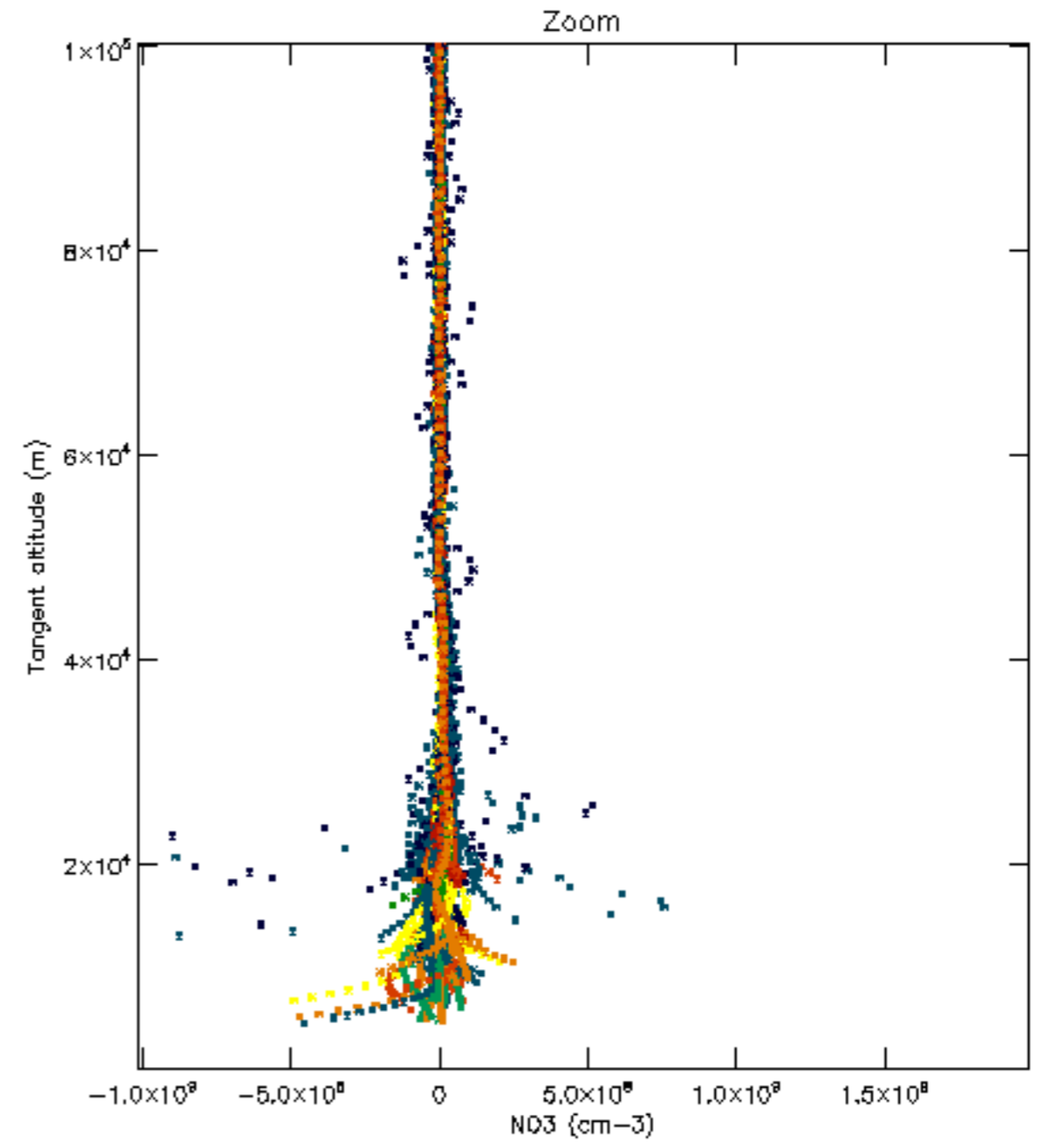
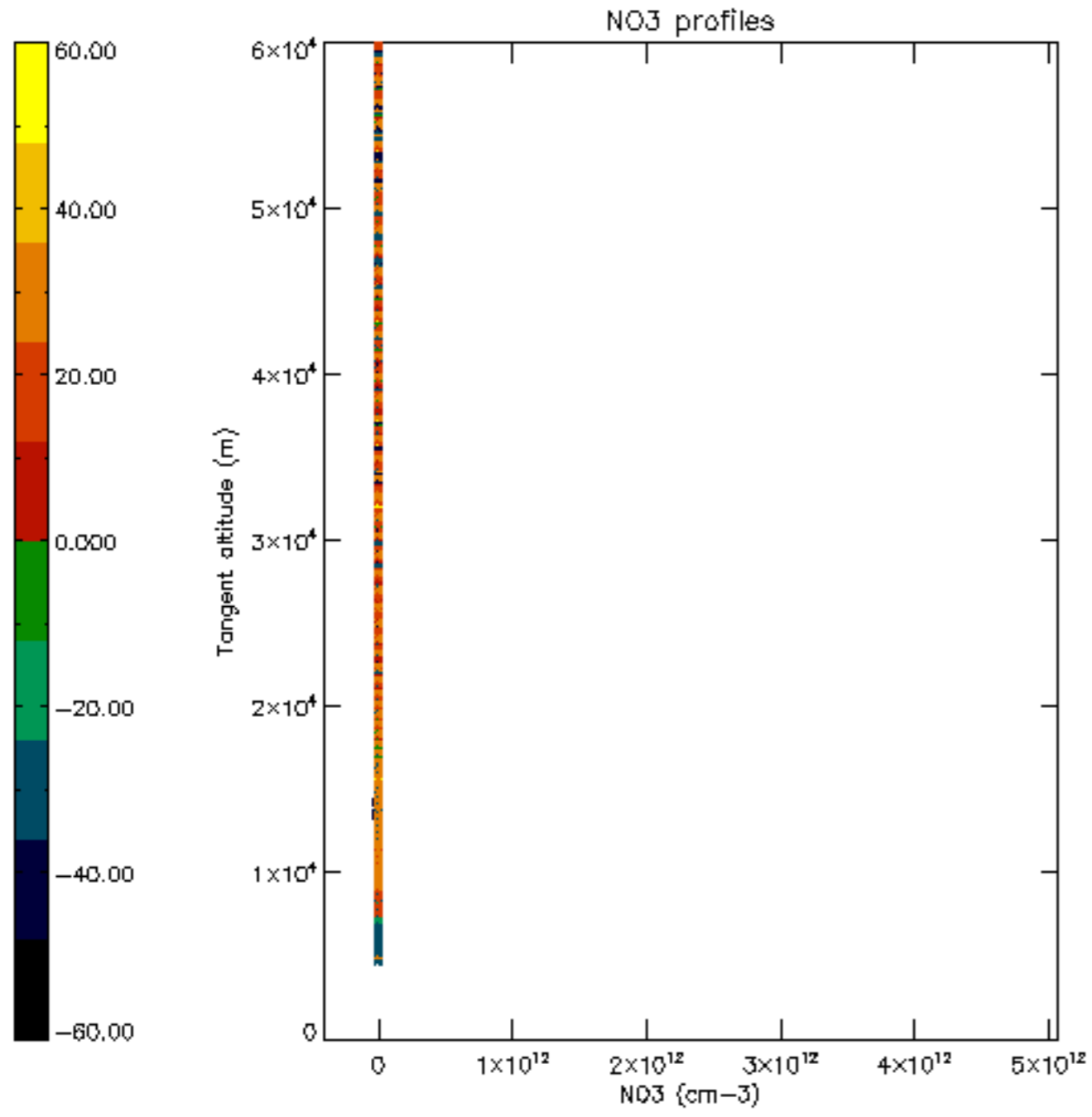


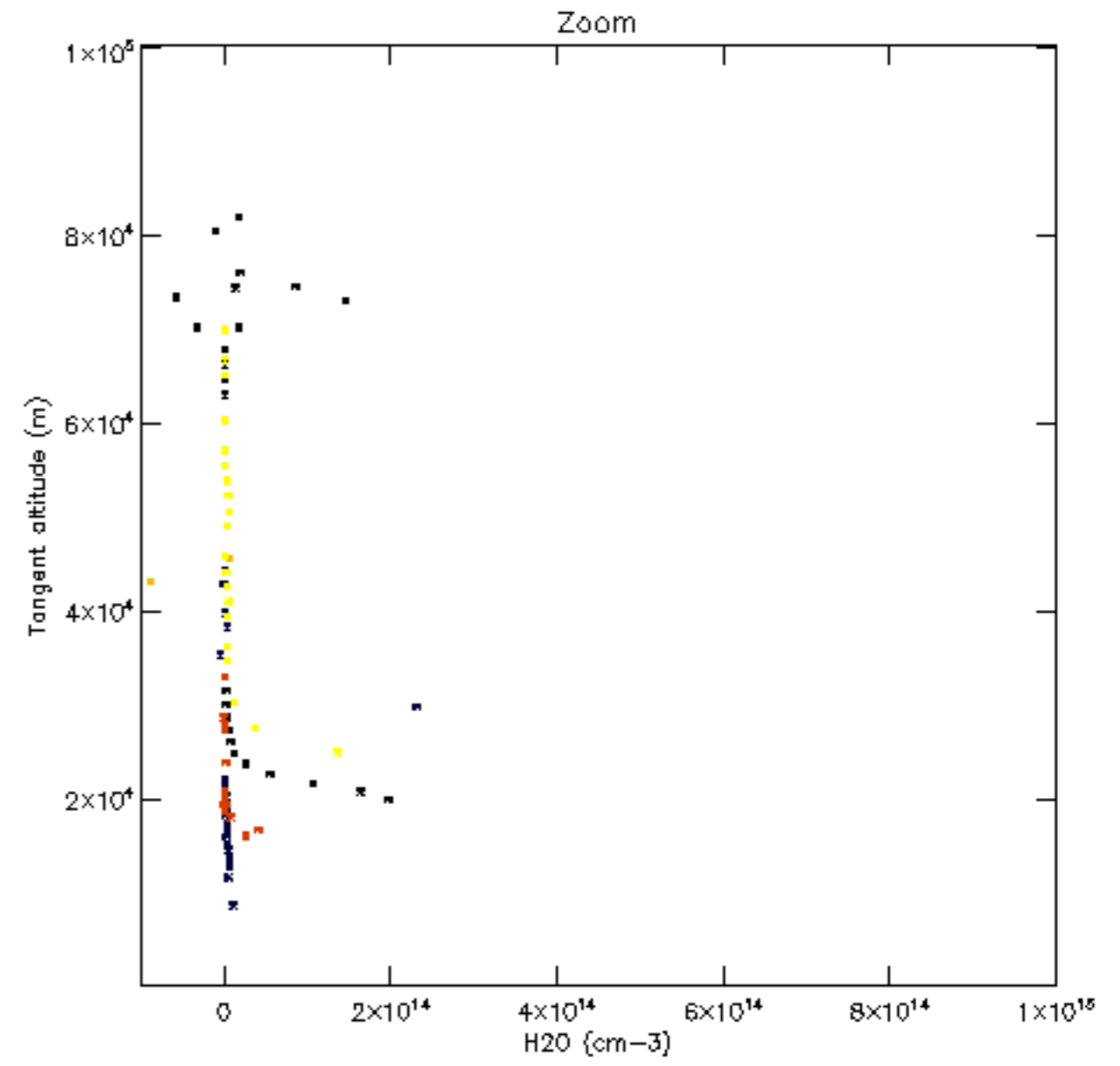
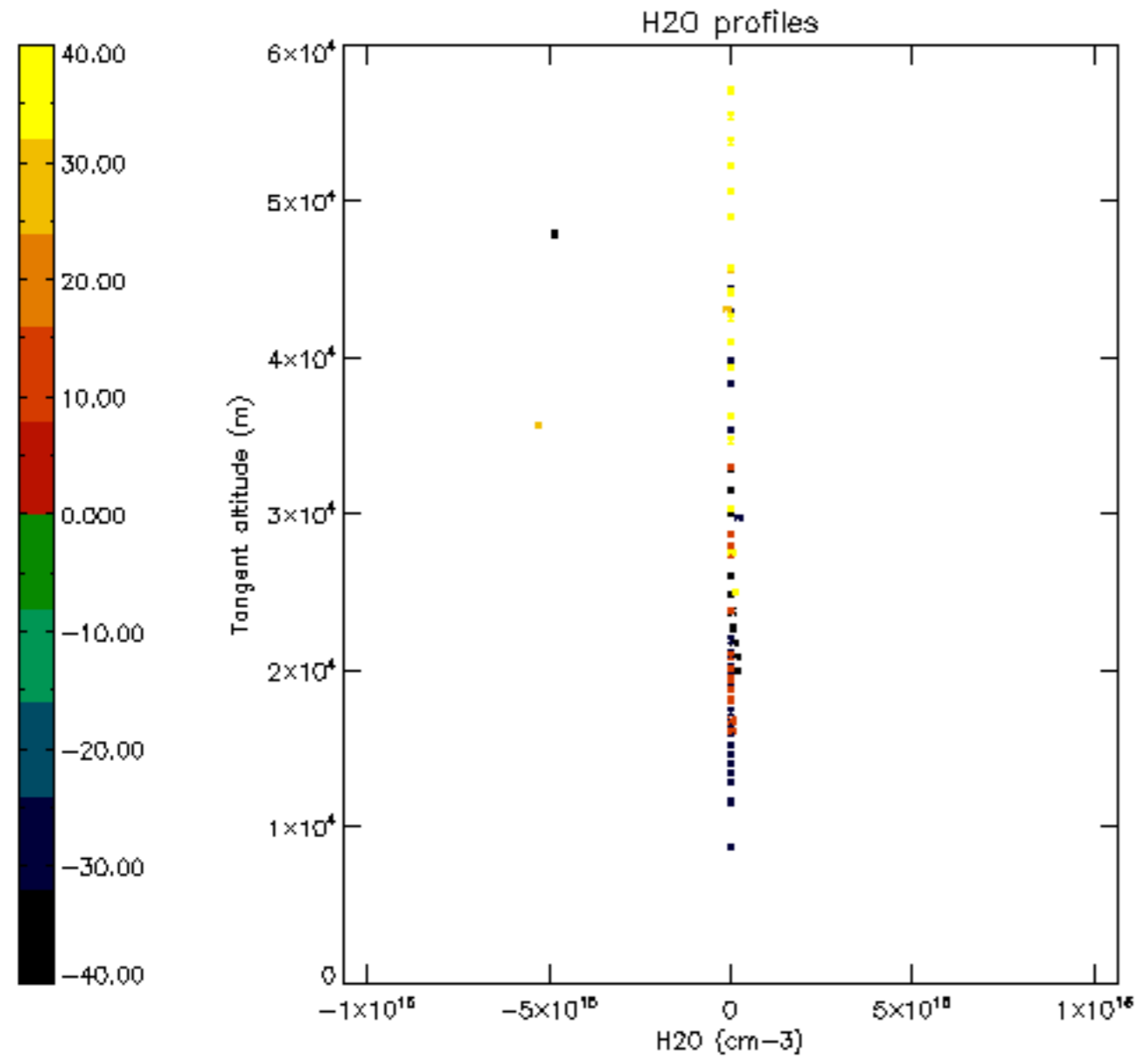


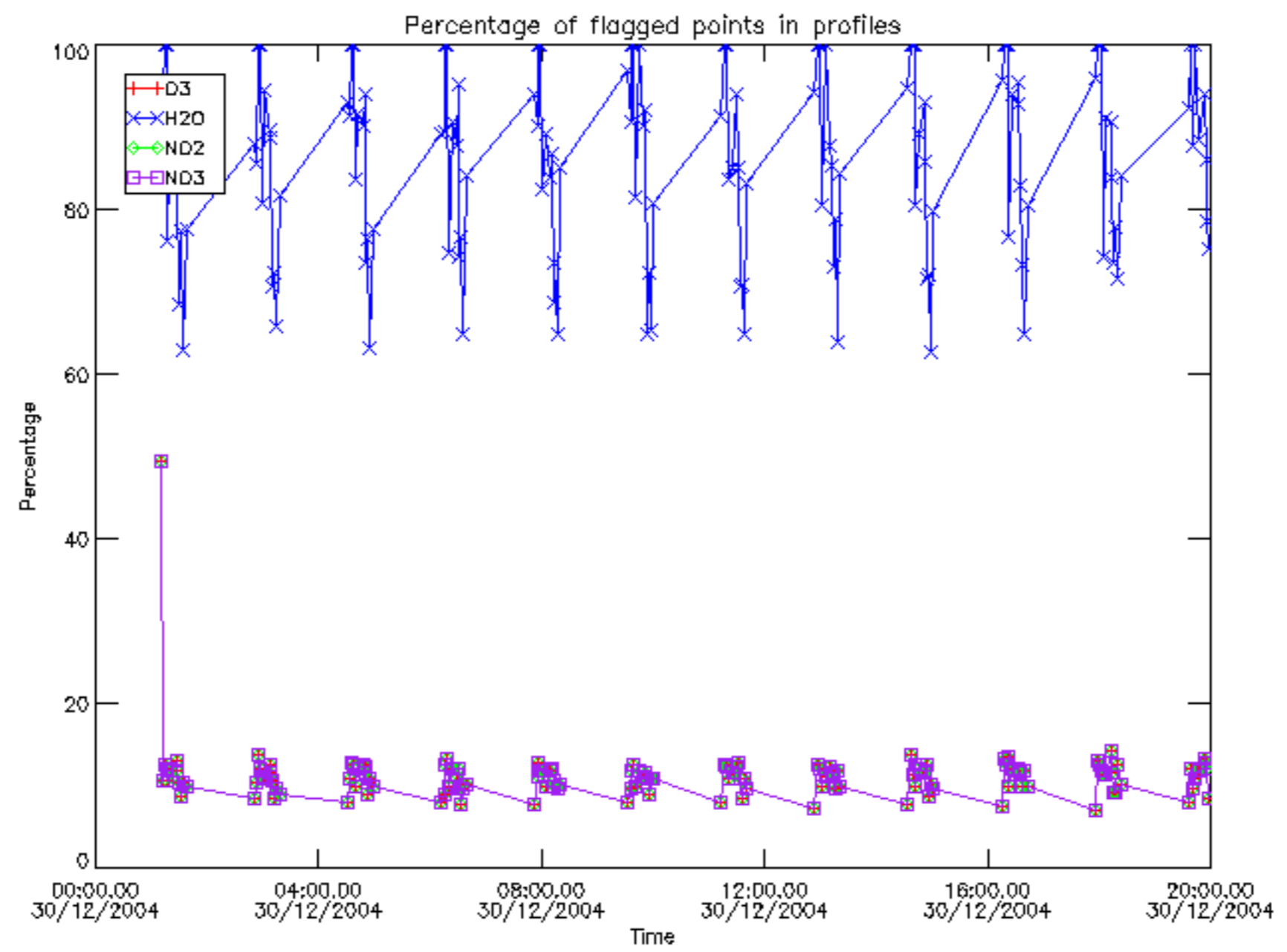




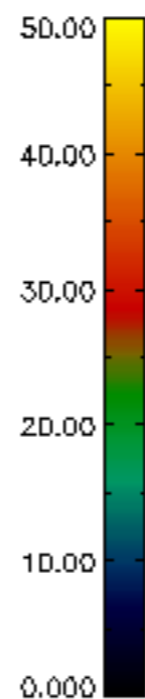
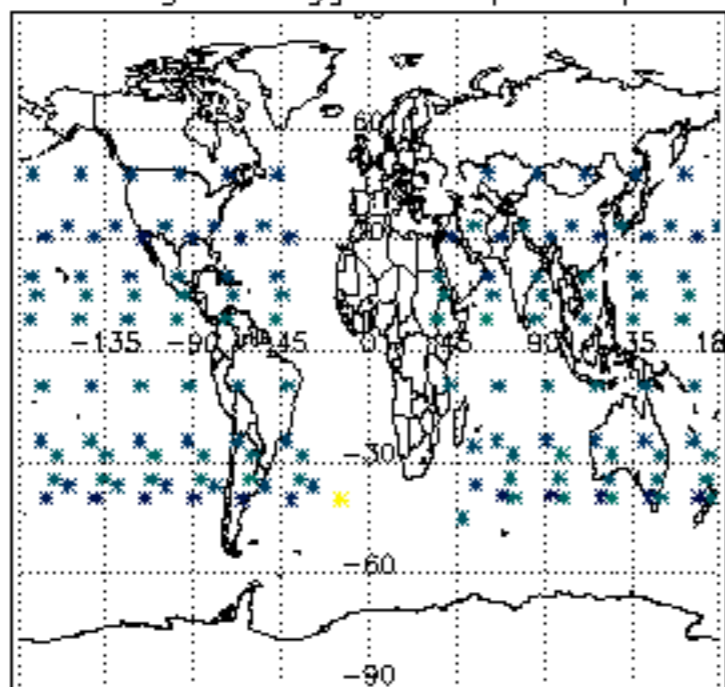




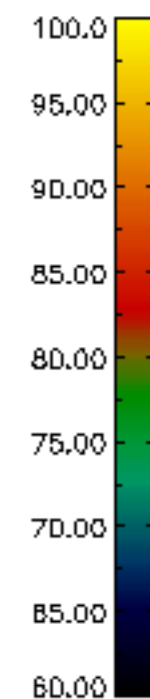
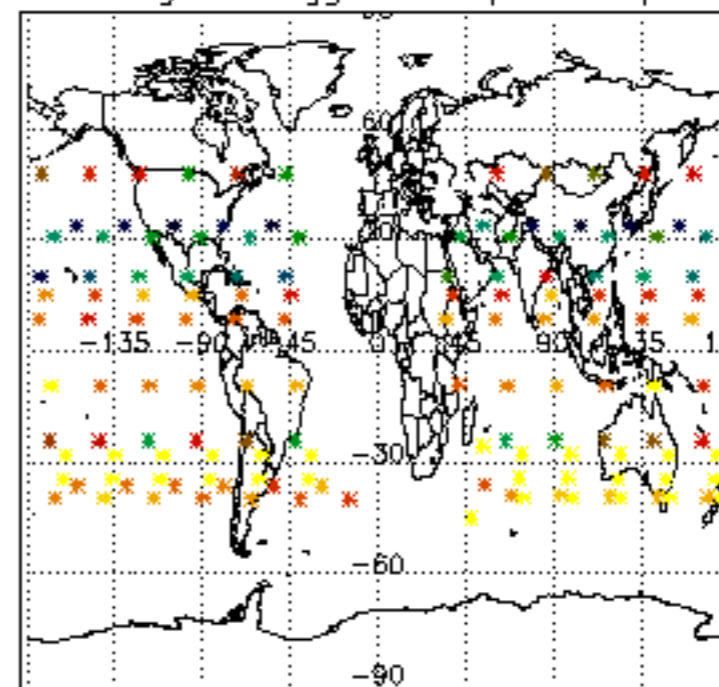




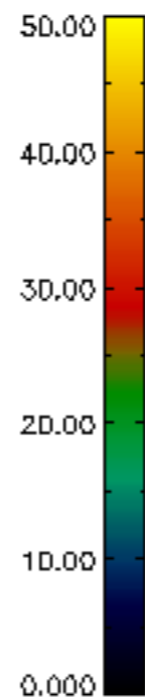
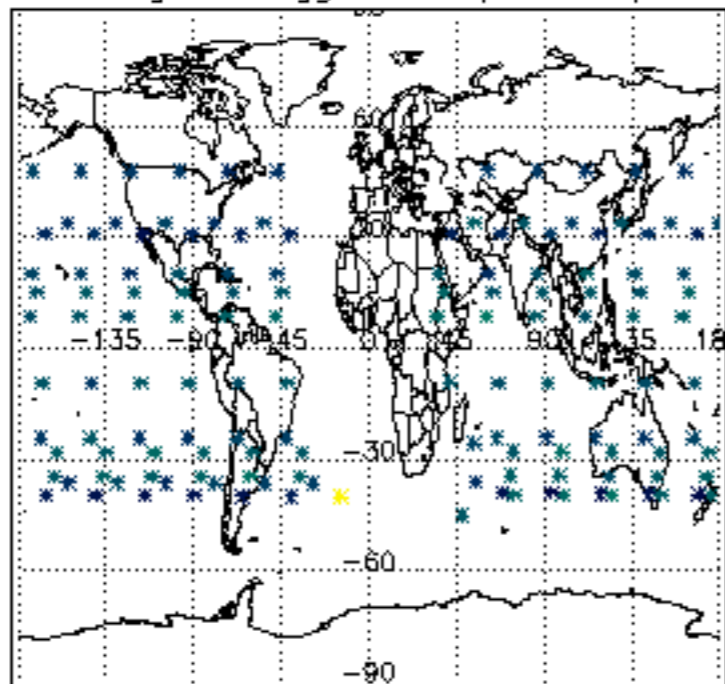
Percentage of flagged data per D3 profile



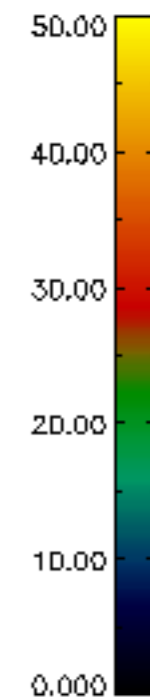
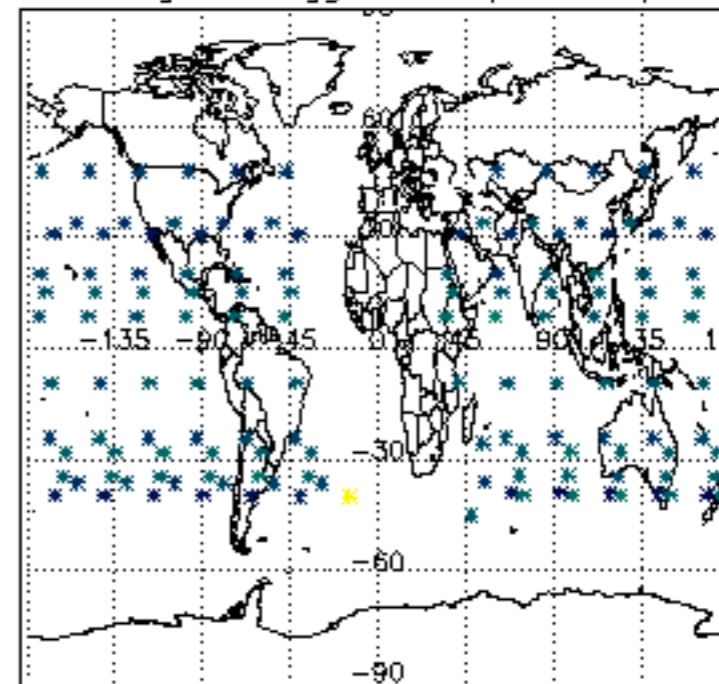
Percentage of flagged data per H2O profile

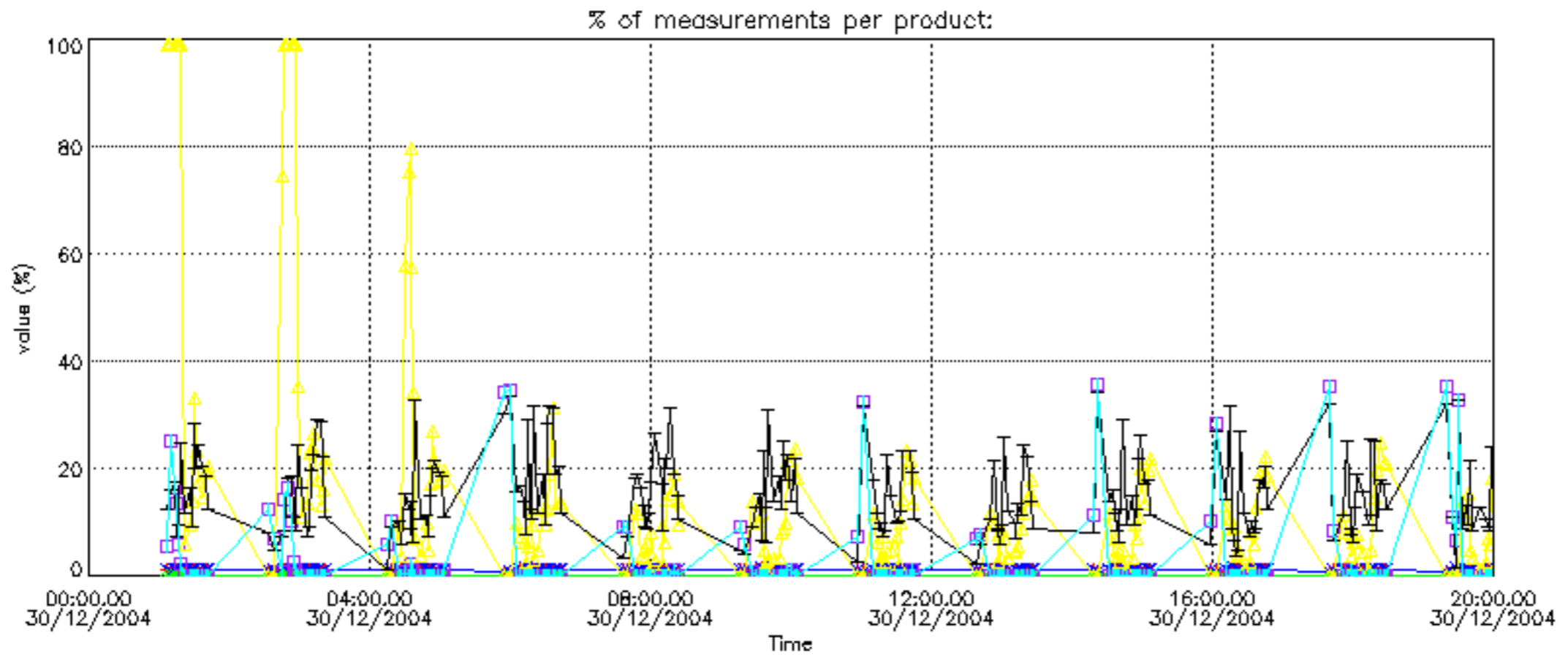


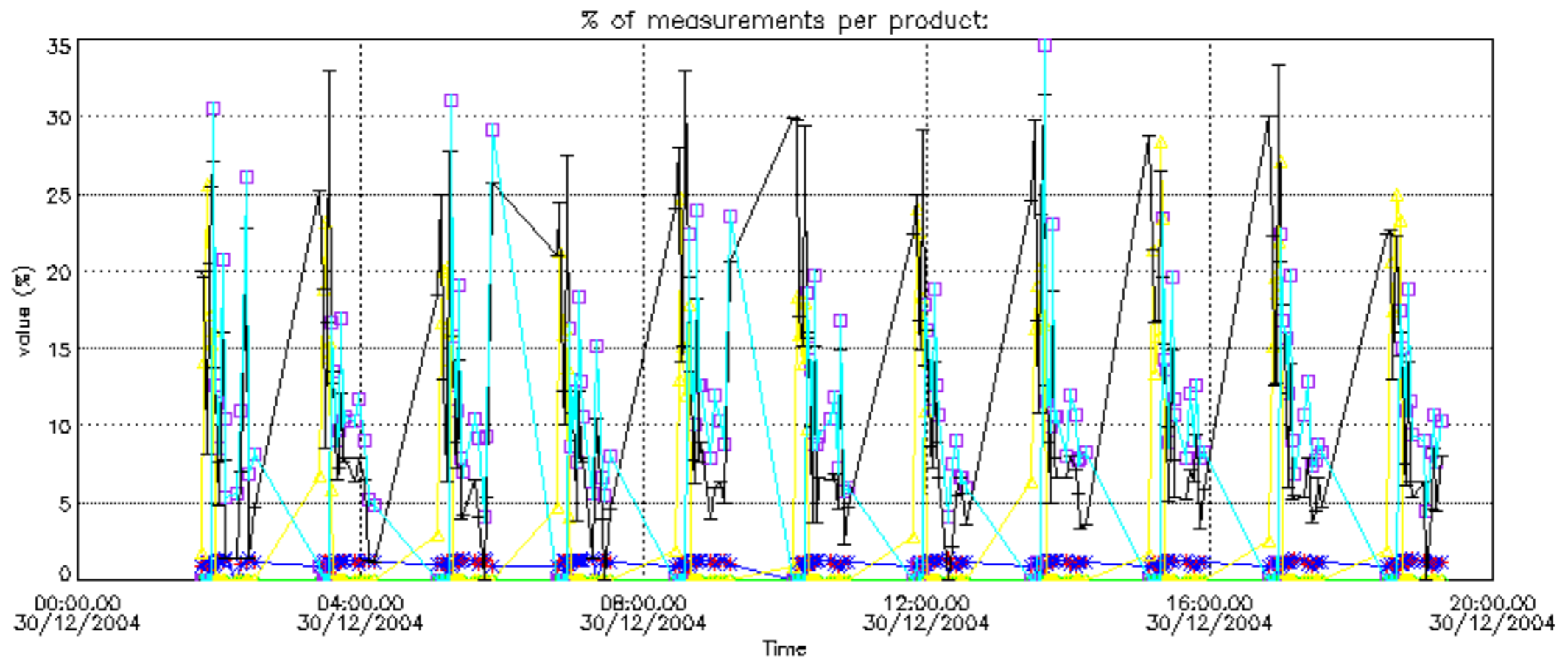
Percentage of flagged data per NO2 profile



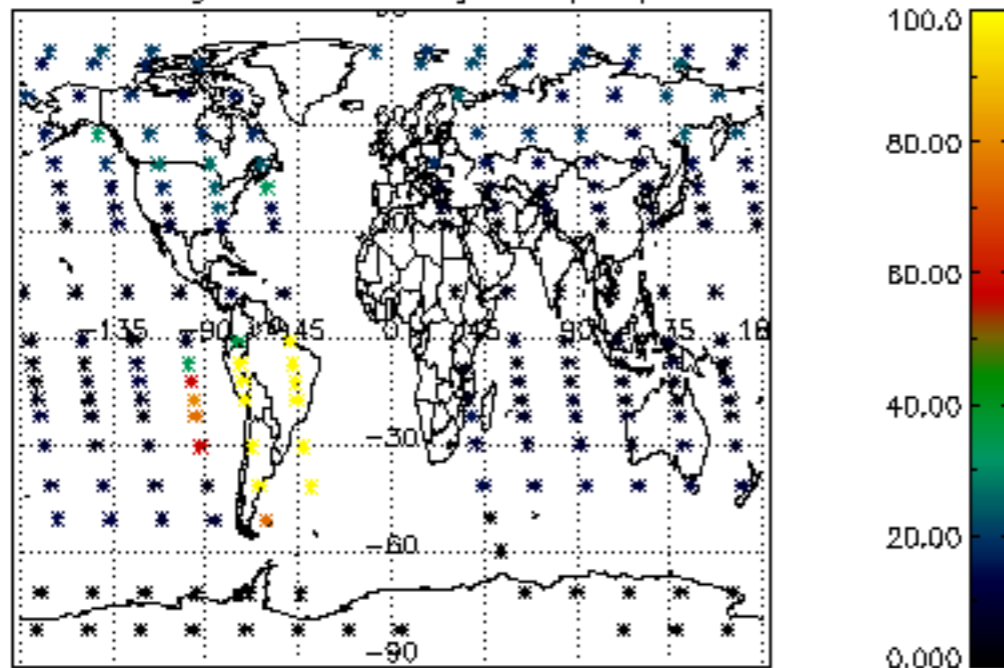
Percentage of flagged data per NO3 profile



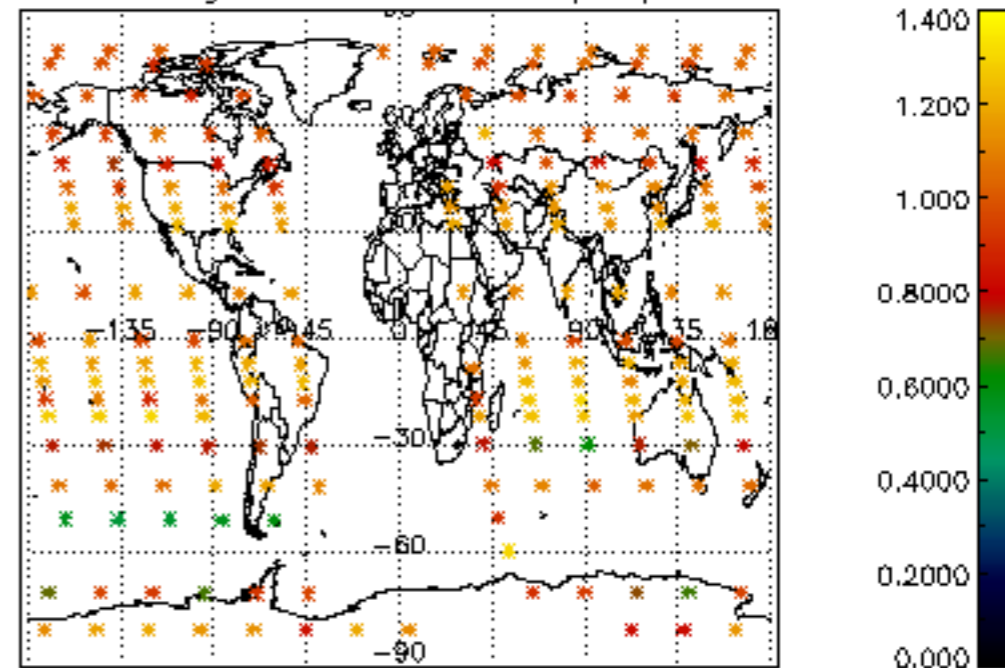




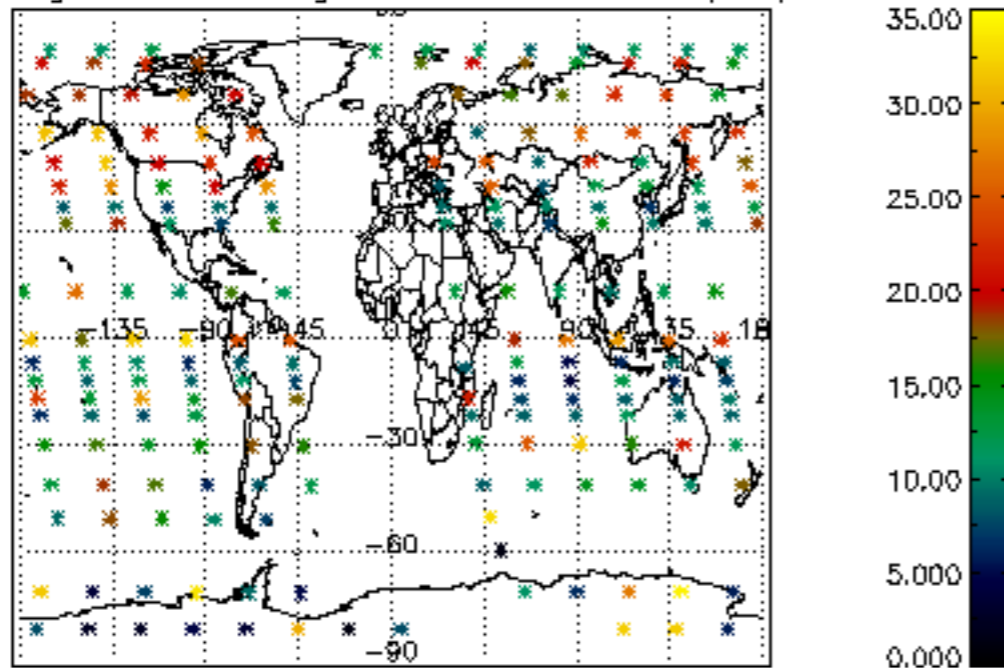
Percentage of cosmic ray hits per profile



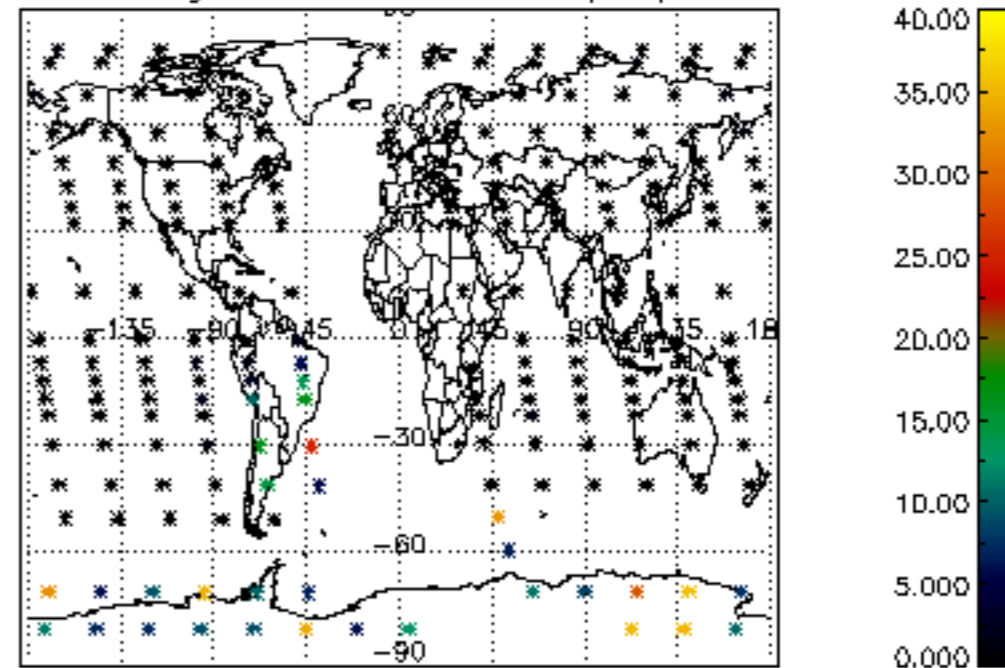
Percentage of datation errors per profile



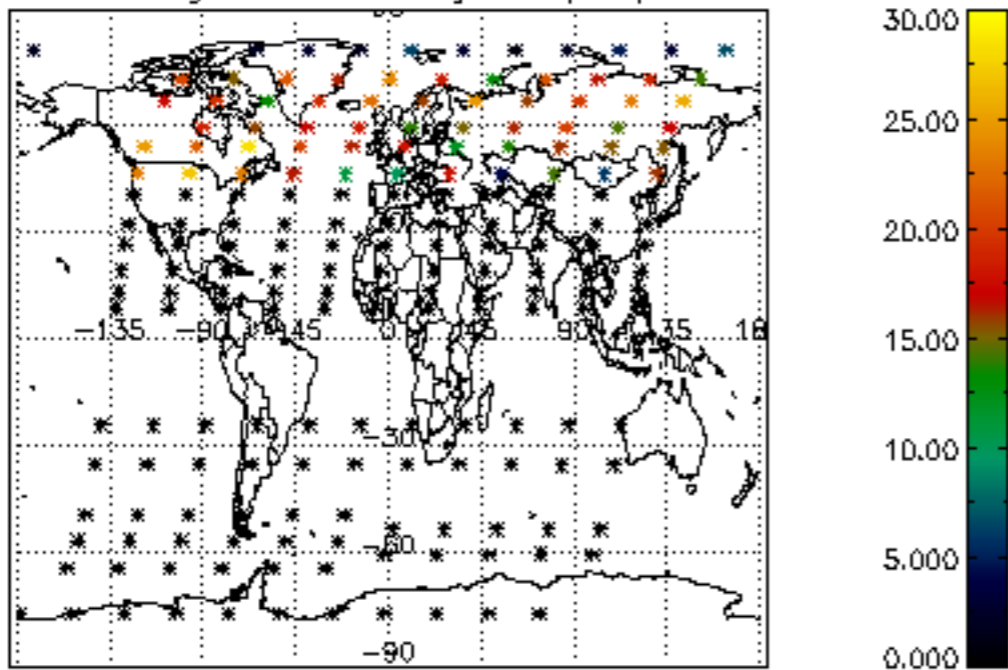
Percentage of star falling outside central band per profile



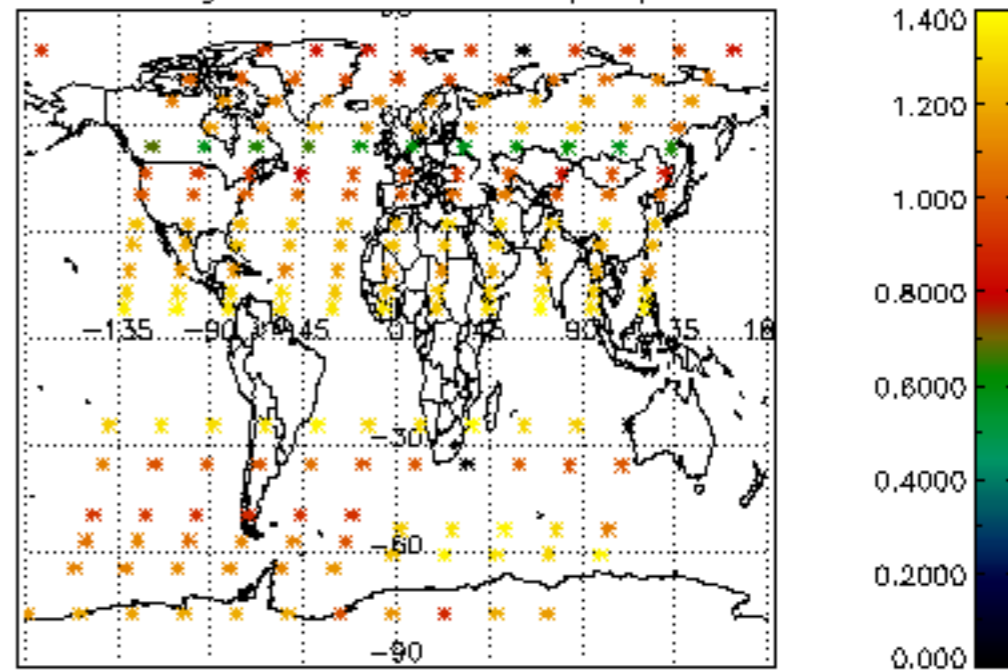
Percentage of saturation errors per profile



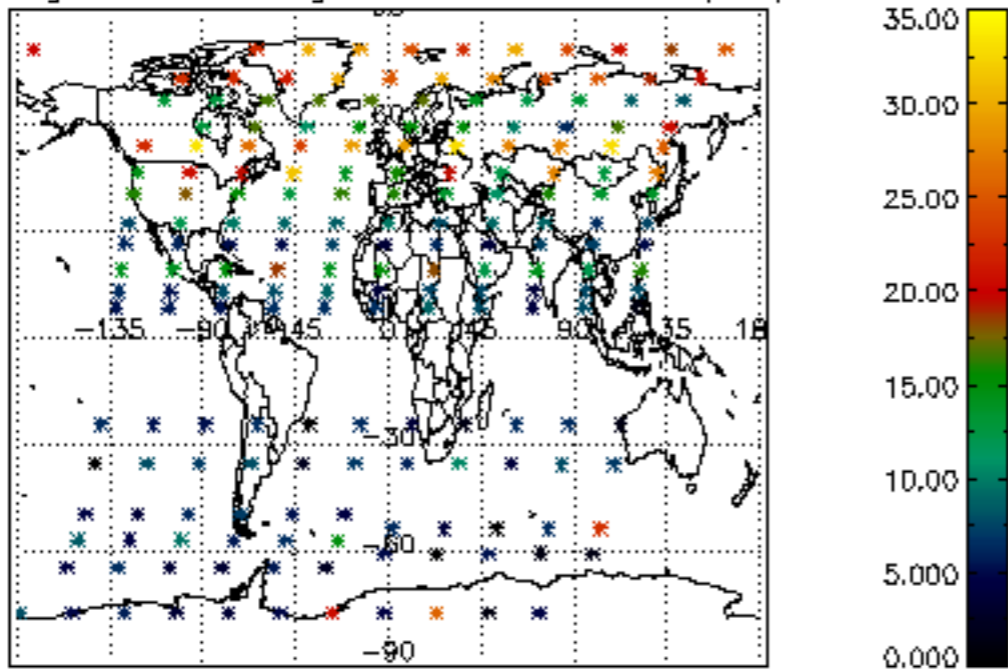
Percentage of cosmic ray hits per profile



Percentage of datation errors per profile



Percentage of star falling outside central band per profile



Percentage of saturation errors per profile

