

GOMOS Level 2 Daily Report

SUMMARY

[1. General Info](#)

[2. Summary of processed GOM_NL_2P products](#)

[3. Level 2 Quality information per product](#)

[3.1 Plot of level 2 quality information per product \(time dependant\)](#)

[3.2 Plot of level 2 quality information per product \(world map\)](#)

[4. Level 1 Quality information per product \(stored on level 2 products\)](#)

[4.1 Plot of level 1 quality information per product \(time dependant\)](#)

[4.1.1 Plot of level 1 quality information per product \(time dependant\): ASCENDING](#)

[4.1.2 Plot of level 1 quality information per product \(time dependant\): DESCENDING](#)

[4.2 Plot of level 1 quality information per product \(world map\)](#)

[4.2.1 Plot of level 1 quality information per product \(world map\): ASCENDING](#)

[4.2.2 Plot of level 1 quality information per product \(world map\): DESCENDING](#)

[5. Ozone profiles based on quality statistics and other trace gas profiles](#)

[5.1 Ozone statistics based on quality of products](#)

[5.2 Plot ozone profiles for all STD \(dark without errors\)](#)

[5.3 Plot ozone profiles where STD < 20% \(dark without errors\)](#)

[5.4. Plot ozone profiles where STD < 10% \(dark without errors\)](#)

[5.5. Plot ozone profiles where STD < 5% \(dark without errors\)](#)

[5.6 Plot NO2 profiles for all STD \(dark without errors\)](#)

[5.7 Plot NO3 profiles for all STD \(dark without errors\)](#)

[5.8 Plot H2O profiles \(only for occultations of stars 1,2,3,4,13,14,16,26,63 dark without errors\) for all STD](#)

[6. Auxiliary Data Files used for the production reported in section 2](#)

This report presents the daily analysis on parameters extracted from GOMOS level 2 data (GOM_NL__2P). It is intended to monitor some important parameters that will impact the quality of these products. A list of level 2 products (and content) that have arrived during the reporting day to the PCF is also given.

Item	Value
Time of report generation	22APR2013 10:54:58
Data source version	GOMOS/6.01
Start time of products	26-12-2004 (26DEC2004 00:00:00)
Stop time of products	27-12-2004 (27DEC2004 00:00:00)
Store outputs in DB	Yes
Nb of level 2 prods	273
Nb of prods with errors	1

2. Summary of processed GOM_NL__2P products.

Nr	Filename	UTC Start time	Limb	Duration	Star Id	Star Name	Star Mag	Star Temp	Nb Meas	Orbit	Prod. error
1	GOM_NL__2PRFIN20041226_060635_000000372033_00177_14760_7444.N1	26-DEC-2004 06:06:35	Bright	37.000	60	7Bet UMi	2.0810	3950.0	74	14760	No
2	GOM_NL__2PRFIN20041226_061014_000000382033_00177_14760_7445.N1	26-DEC-2004 06:10:14	Bright	38.000	119	14Eta Dra	2.7270	4700.0	76	14760	No
3	GOM_NL__2PRFIN20041226_061201_000000402033_00177_14760_7446.N1	26-DEC-2004 06:12:01	Bright	39.500	69	33Gam Dra	2.2310	3800.0	79	14760	No
4	GOM_NL__2PRFIN20041226_061341_000000452033_00177_14760_7447.N1	26-DEC-2004 06:13:41	Bright	44.500	39	85Eta UMa	1.8540	24000.	89	14760	No
5	GOM_NL__2PRFIN20041226_061727_000000422033_00177_14760_7448.N1	26-DEC-2004 06:17:27	Bright	41.500	180	27Gam Boo	3.0400	8000.0	83	14760	No
6	GOM_NL__2PRFIN20041226_062056_000000412033_00177_14760_7449.N1	26-DEC-2004 06:20:56	Bright	40.500	83		2.3780	11000.	81	14760	No
7	GOM_NL__2PRFIN20041226_062443_000000512033_00177_14760_7450.N1	26-DEC-2004 06:24:43	Bright	50.500	111	8Eta Boo	2.6800	6000.0	101	14760	No
8	GOM_NL__2PRFIN20041226_063001_000000792033_00177_14760_7451.N1	26-DEC-2004 06:30:01	Twilight	79.000	138	47Eps Vir	2.8280	4700.0	158	14760	No
9	GOM_NL__2PRFIN20041226_063328_000000462033_00177_14760_7452.N1	26-DEC-2004 06:33:28	Bright	45.500	122	9Alp2Lib	2.7470	9700.0	91	14760	No
10	GOM_NL__2PRFIN20041226_063559_000000652033_00177_14760_7453.N1	26-DEC-2004 06:35:59	Straylight	64.500	15	67Alp Vir	0.97600	28000.	129	14760	No
11	GOM_NL__2PRFIN20041226_064012_000000482033_00177_14760_7454.N1	26-DEC-2004 06:40:12	Dark	48.000	54	5The Cen	2.0550	4500.0	96	14760	No
12	GOM_NL__2PRFIN20041226_064149_000000422033_00177_14760_7455.N1	26-DEC-2004 06:41:49	Dark	42.000	78	Alp Lup	2.3040	28000.	84	14760	No
13	GOM_NL__2PRFIN20041226_064305_000000402033_00177_14760_7456.N1	26-DEC-2004 06:43:05	Dark	40.000	95	Zet Cen	2.5450	26000.	80	14760	No
14	GOM_NL__2PRFIN20041226_064509_000000462033_00177_14760_7457.N1	26-DEC-2004 06:45:09	Dark	46.000	4	Alp1Cen	-0.010000	5800.0	92	14760	No
15	GOM_NL__2PRFIN20041226_064844_000000522033_00178_14761_7444.N1	26-DEC-2004 06:48:44	Dark	51.500	12	Alp1Cru	0.77500	30000.	103	14761	No
16	GOM_NL__2PRFIN20041226_065345_000000402033_00178_14761_7445.N1	26-DEC-2004 06:53:45	Dark	39.500	159	Ups Car	2.9200	7200.0	79	14761	No
17	GOM_NL__2PRFIN20041226_065521_000000422033_00178_14761_7446.N1	26-DEC-2004 06:55:21	Dark	42.000	71	Iot Car	2.2460	7700.0	84	14761	No
18	GOM_NL__2PRFIN20041226_065704_000000502033_00178_14761_7447.N1	26-DEC-2004 06:57:04	Dark	50.000	41	Eps Car	1.8600	4100.0	100	14761	No
19	GOM_NL__2PRFIN20041226_065838_000000582033_00178_14761_7448.N1	26-DEC-2004 06:58:38	Dark	58.000	65	Lam Vel	2.2040	4400.0	116	14761	No
20	GOM_NL__2PRFIN20041226_070130_000000482033_00178_14761_7449.N1	26-DEC-2004 07:01:30	Dark	48.000	2	Alp Car	-0.73600	7000.0	96	14761	No
21	GOM_NL__2PRFIN20041226_070436_000000522033_00178_14761_7450.N1	26-DEC-2004 07:04:36	Dark	52.000	117	Pi Pup	2.7060	3800.0	104	14761	No
22	GOM_NL__2PRFIN20041226_070732_000000522033_00178_14761_7451.N1	26-DEC-2004 07:07:32	Straylight	51.500	23	21Eps CMa	1.5020	26000.	103	14761	No
23	GOM_NL__2PRFIN20041226_070909_000000492033_00178_14761_7452.N1	26-DEC-2004 07:09:09	Straylight	48.500	179	24Omi2CMa	3.0320	24000.	97	14761	No
24	GOM_NL__2PRFIN20041226_071146_000000632033_00178_14761_7453.N1	26-DEC-2004 07:11:46	Straylight	63.000	1	9Alp CMa	-1.4400	11000.	126	14761	No
25	GOM_NL__2PRFIN20041226_071455_000000522033_00178_14761_7454.N1	26-DEC-2004 07:14:55	Straylight	52.000	7	19Bet Ori	0.10000	14000.	104	14761	No
26	GOM_NL__2PRFIN20041226_071653_000000432033_00178_14761_7455.N1	26-DEC-2004 07:16:53	Straylight	43.000	30	46Eps Ori	1.6940	30000.	86	14761	No
27	GOM_NL__2PRFIN20041226_071934_000000582033_00178_14761_7456.N1	26-DEC-2004 07:19:34	Twilight	58.000	14	58Alp Ori	0.87000	3000.0	116	14761	No
28	GOM_NL__2PRFIN20041226_072128_000000932033_00178_14761_7457.N1	26-DEC-2004 07:21:28	Bright	92.500	8	10Alp CMi	0.40000	6500.0	185	14761	No
29	GOM_NL__2PRFIN20041226_072439_000000372033_00178_14761_7458.N1	26-DEC-2004 07:24:39	Bright	37.000	146	25Eta Tau	2.8730	15200.	74	14761	No
30	GOM_NL__2PRFIN20041226_072648_000000412033_00178_14761_7459.N1	26-DEC-2004 07:26:48	Bright	40.500	114	3Iot Aur	2.6930	4600.0	81	14761	No
31	GOM_NL__2PRFIN20041226_072853_000000372033_00178_14761_7460.N1	26-DEC-2004 07:28:53	Bright	36.500	149	45Eps Per	2.8880	30000.	73	14761	No
32	GOM_NL__2PRFIN20041226_073037_000000442033_00178_14761_7461.N1	26-DEC-2004 07:30:37	Bright	43.500	6	13Alp Aur	0.080000	3400.0	87	14761	No
33	GOM_NL__2PRFIN20041226_073309_000000382033_00178_14761_7462.N1	26-DEC-2004 07:33:09	Bright	37.500	160	23Gam Per	2.9300	4700.0	75	14761	No
34	GOM_NL__2PRFIN20041226_073651_000000452033_00178_14761_7463.N1	26-DEC-2004 07:36:51	Bright	44.500	110	37Del Cas	2.6780	8900.0	89	14761	No
35	GOM_NL__2PRFIN20041226_074237_000000372033_00178_14761_7464.N1	26-DEC-2004 07:42:37	Bright	37.000	49	1Alp UMi	1.9900	6300.0	74	14761	No
36	GOM_NL__2PRFIN20041226_074712_000000392033_00178_14761_7465.N1	26-DEC-2004 07:47:12	Bright	38.500	60	7Bet UMi	2.0810	3950.0	77	14761	No
37	GOM_NL__2PRFIN20041226_075051_000000382033_00178_14761_7466.N1	26-DEC-2004 07:50:51	Bright	37.500	119	14Eta Dra	2.7270	4700.0	75	14761	No
38	GOM_NL__2PRFIN20041226_075237_000000412033_00178_14761_7467.N1	26-DEC-2004 07:52:37	Bright	40.500	69	33Gam Dra	2.2310	3800.0	81	14761	No
39	GOM_NL__2PRFIN20041226_075416_000000462033_00178_14761_7468.N1	26-DEC-2004 07:54:16	Bright	45.500	39	85Eta UMa	1.8540	24000.	91	14761	No
40	GOM_NL__2PRFIN20041226_075802_000000412033_00178_14761_7469.N1	26-DEC-2004 07:58:02	Bright	41.000	180	27Gam Boo	3.0400	8000.0	82	14761	No
41	GOM_NL__2PRFIN20041226_080132_000000422033_00178_14761_7470.N1	26-DEC-2004 08:01:32	Bright	42.000	83		2.3780	11000.	84	14761	No
42	GOM_NL__2PRFIN20041226_080519_000000512033_00178_14761_7471.N1	26-DEC-2004 08:05:19	Bright	51.000	111	8Eta Boo	2.6800	6000.0	102	14761	No

43	GOM_NL__2PRFIN20041226_081038_000000792033_00178_14761_7472.N1	26-DEC-2004 08:10:38	Twilight	78.500	138	47Eps Vir	2.8280	4700.0	157	14761	No
44	GOM_NL__2PRFIN20041226_081406_000000442033_00178_14761_7473.N1	26-DEC-2004 08:14:06	Bright	43.500	122	9Alp2Lib	2.7470	9700.0	87	14761	No
45	GOM_NL__2PRFIN20041226_081636_000000622033_00178_14761_7474.N1	26-DEC-2004 08:16:36	Straylight	61.500	15	67Alp Vir	0.97600	28000.	123	14761	No
46	GOM_NL__2PRFIN20041226_082049_000000462033_00178_14761_7475.N1	26-DEC-2004 08:20:49	Dark	46.000	54	5The Cen	2.0550	4500.0	92	14761	No
47	GOM_NL__2PRFIN20041226_082226_000000402033_00178_14761_7476.N1	26-DEC-2004 08:22:26	Dark	39.500	78	Alp Lup	2.3040	28000.	79	14761	No
48	GOM_NL__2PRFIN20041226_082342_000000412033_00178_14761_7477.N1	26-DEC-2004 08:23:42	Dark	40.500	95	Zet Cen	2.5450	26000.	81	14761	No
49	GOM_NL__2PRFIN20041226_082547_000000522033_00178_14761_7478.N1	26-DEC-2004 08:25:47	Dark	52.000	4	Alp1Cen	-0.010000	5800.0	104	14761	No
50	GOM_NL__2PRFIN20041226_082921_000000452033_00179_14762_7444.N1	26-DEC-2004 08:29:21	Dark	44.500	12	Alp1Cru	0.77500	30000.	89	14762	No
51	GOM_NL__2PRFIN20041226_083422_000000392033_00179_14762_7445.N1	26-DEC-2004 08:34:22	Dark	39.000	159	Ups Car	2.9200	7200.0	78	14762	No
52	GOM_NL__2PRFIN20041226_083558_000000422033_00179_14762_7446.N1	26-DEC-2004 08:35:58	Dark	42.000	71	Iot Car	2.2460	7700.0	84	14762	No
53	GOM_NL__2PRFIN20041226_083740_000000472033_00179_14762_7447.N1	26-DEC-2004 08:37:40	Dark	47.000	41	Eps Car	1.8600	4100.0	94	14762	No
54	GOM_NL__2PRFIN20041226_083915_000000602033_00179_14762_7448.N1	26-DEC-2004 08:39:15	Dark	59.500	65	Lam Vel	2.2040	4400.0	119	14762	No
55	GOM_NL__2PRFIN20041226_084207_000000462033_00179_14762_7449.N1	26-DEC-2004 08:42:07	Dark	45.500	2	Alp Car	-0.73600	7000.0	91	14762	No
56	GOM_NL__2PRFIN20041226_084512_000000512033_00179_14762_7450.N1	26-DEC-2004 08:45:12	Dark	51.000	117	Pi Pup	2.7060	3800.0	102	14762	No
57	GOM_NL__2PRFIN20041226_084808_000000532033_00179_14762_7451.N1	26-DEC-2004 08:48:08	Straylight	52.500	23	21Eps CMa	1.5020	26000.	105	14762	No
58	GOM_NL__2PRFIN20041226_084945_000000472033_00179_14762_7452.N1	26-DEC-2004 08:49:45	Straylight	46.500	179	24Omi2CMa	3.0320	24000.	93	14762	No
59	GOM_NL__2PRFIN20041226_085222_000000582033_00179_14762_7453.N1	26-DEC-2004 08:52:22	Straylight	58.000	1	9Alp CMa	-1.4400	11000.	116	14762	No
60	GOM_NL__2PRFIN20041226_085531_000000522033_00179_14762_7454.N1	26-DEC-2004 08:55:31	Straylight	52.000	7	19Bet Ori	0.10000	14000.	104	14762	No
61	GOM_NL__2PRFIN20041226_085729_000000432033_00179_14762_7455.N1	26-DEC-2004 08:57:29	Straylight	42.500	30	46Eps Ori	1.6940	30000.	85	14762	No
62	GOM_NL__2PRFIN20041226_090010_000000522033_00179_14762_7456.N1	26-DEC-2004 09:00:10	Twilight	52.000	14	58Alp Ori	0.87000	3000.0	104	14762	No
63	GOM_NL__2PRFIN20041226_090203_000000802033_00179_14762_7457.N1	26-DEC-2004 09:02:03	Bright	79.500	8	10Alp CMi	0.40000	6500.0	159	14762	No
64	GOM_NL__2PRFIN20041226_090515_000000372033_00179_14762_7458.N1	26-DEC-2004 09:05:15	Bright	36.500	146	25Eta Tau	2.8730	15200.	73	14762	No
65	GOM_NL__2PRFIN20041226_090724_000000402033_00179_14762_7459.N1	26-DEC-2004 09:07:24	Bright	39.500	114	3Iot Aur	2.6930	4600.0	79	14762	No
66	GOM_NL__2PRFIN20041226_090929_000000352033_00179_14762_7460.N1	26-DEC-2004 09:09:29	Bright	35.000	149	45Eps Per	2.8880	30000.	70	14762	No
67	GOM_NL__2PRFIN20041226_091113_000000442033_00179_14762_7461.N1	26-DEC-2004 09:11:13	Bright	44.000	6	13Alp Aur	0.080000	3400.0	88	14762	No
68	GOM_NL__2PRFIN20041226_091345_000000372033_00179_14762_7462.N1	26-DEC-2004 09:13:45	Bright	36.500	160	23Gam Per	2.9300	4700.0	73	14762	No
69	GOM_NL__2PRFIN20041226_091728_000000382033_00179_14762_7463.N1	26-DEC-2004 09:17:28	Bright	38.000	110	37Del Cas	2.6780	8900.0	76	14762	No
70	GOM_NL__2PRFIN20041226_092313_000000362033_00179_14762_7464.N1	26-DEC-2004 09:23:13	Bright	35.500	49	1Alp UMi	1.9900	6300.0	71	14762	No
71	GOM_NL__2PRFIN20041226_092747_000000402033_00179_14762_7465.N1	26-DEC-2004 09:27:47	Bright	40.000	60	7Bet UMi	2.0810	3950.0	80	14762	No
72	GOM_NL__2PRFIN20041226_093127_000000382033_00179_14762_7466.N1	26-DEC-2004 09:31:27	Bright	38.000	119	14Eta Dra	2.7270	4700.0	76	14762	No
73	GOM_NL__2PRFIN20041226_093313_000000392033_00179_14762_7467.N1	26-DEC-2004 09:33:13	Bright	39.000	69	33Gam Dra	2.2310	3800.0	78	14762	No
74	GOM_NL__2PRFIN20041226_093452_000000422033_00179_14762_7468.N1	26-DEC-2004 09:34:52	Bright	41.500	39	85Eta UMa	1.8540	24000.	83	14762	No
75	GOM_NL__2PRFIN20041226_093839_000000422033_00179_14762_7469.N1	26-DEC-2004 09:38:39	Bright	41.500	180	27Gam Boo	3.0400	8000.0	83	14762	No
76	GOM_NL__2PRFIN20041226_094208_000000472033_00179_14762_7470.N1	26-DEC-2004 09:42:08	Bright	47.000	83		2.3780	11000.	94	14762	No
77	GOM_NL__2PRFIN20041226_094556_000000522033_00179_14762_7471.N1	26-DEC-2004 09:45:56	Bright	51.500	111	8Eta Boo	2.6800	6000.0	103	14762	No
78	GOM_NL__2PRFIN20041226_095115_000000792033_00179_14762_7472.N1	26-DEC-2004 09:51:15	Twilight	79.000	138	47Eps Vir	2.8280	4700.0	158	14762	No
79	GOM_NL__2PRFIN20041226_095442_000000442033_00179_14762_7473.N1	26-DEC-2004 09:54:42	Bright	43.500	122	9Alp2Lib	2.7470	9700.0	87	14762	No
80	GOM_NL__2PRFIN20041226_095714_000000622033_00179_14762_7474.N1	26-DEC-2004 09:57:14	Straylight	61.500	15	67Alp Vir	0.97600	28000.	123	14762	No
81	GOM_NL__2PRFIN20041226_100126_000000512033_00179_14762_7475.N1	26-DEC-2004 10:01:26	Dark	50.500	54	5The Cen	2.0550	4500.0	101	14762	No
82	GOM_NL__2PRFIN20041226_100302_000000422033_00179_14762_7476.N1	26-DEC-2004 10:03:02	Dark	41.500	78	Alp Lup	2.3040	28000.	83	14762	No
83	GOM_NL__2PRFIN20041226_100418_000000412033_00179_14762_7477.N1	26-DEC-2004 10:04:18	Dark	41.000	95	Zet Cen	2.5450	26000.	82	14762	No
84	GOM_NL__2PRFIN20041226_100623_000000442033_00179_14762_7478.N1	26-DEC-2004 10:06:23	Dark	43.500	4	Alp1Cen	-0.010000	5800.0	87	14762	No
85	GOM_NL__2PRFIN20041226_100958_000000442033_00180_14763_7444.N1	26-DEC-2004 10:09:58	Dark	43.500	12	Alp1Cru	0.77500	30000.	87	14763	No
86	GOM_NL__2PRFIN20041226_101458_000000402033_00180_14763_7445.N1	26-DEC-2004 10:14:58	Dark	39.500	159	Ups Car	2.9200	7200.0	79	14763	No
87	GOM_NL__2PRFIN20041226_101634_000000432033_00180_14763_7446.N1	26-DEC-2004 10:16:34	Dark	43.000	71	Iot Car	2.2460	7700.0	86	14763	No
88	GOM_NL__2PRFIN20041226_101817_000000532033_00180_14763_7447.N1	26-DEC-2004 10:18:17	Dark	53.000	41	Eps Car	1.8600	4100.0	106	14763	No
89	GOM_NL__2PRFIN20041226_101952_000000632033_00180_14763_7448.N1	26-DEC-2004 10:19:52	Dark	62.500	65	Lam Vel	2.2040	4400.0	125	14763	No
90	GOM_NL__2PRFIN20041226_102243_000000522033_00180_14763_7449.N1	26-DEC-2004 10:22:43	Dark	52.000	2	Alp Car	-0.73600	7000.0	104	14763	No
91	GOM_NL__2PRFIN20041226_102548_000000552033_00180_14763_7450.N1	26-DEC-2004 10:25:48	Dark	55.000	117	Pi Pup	2.7060	3800.0	110	14763	No
92	GOM_NL__2PRFIN20041226_102845_000000522033_00180_14763_7451.N1	26-DEC-2004 10:28:45	Straylight	51.500	23	21Eps CMa	1.5020	26000.	103	14763	No
93	GOM_NL__2PRFIN20041226_103022_000000492033_00180_14763_7452.N1	26-DEC-2004 10:30:22	Straylight	49.000	179	24Omi2CMa	3.0320	24000.	98	14763	No
94	GOM_NL__2PRFIN20041226_103259_000000602033_00180_14763_7453.N1	26-DEC-2004 10:32:59	Straylight	59.500	1	9Alp CMa	-1.4400	11000.	119	14763	No
95	GOM_NL__2PRFIN20041226_103607_000000492033_00180_14763_7454.N1	26-DEC-2004 10:36:07	Straylight	49.000	7	19Bet Ori	0.10000	14000.	98	14763	No
96	GOM_NL__2PRFIN20041226_103804_000000472033_00180_14763_7455.N1	26-DEC-2004 10:38:04	Straylight	46.500	30	46Eps Ori	1.6940	30000.	93	14763	No
97	GOM_NL__2PRFIN20041226_104046_000000522033_00180_14763_7456.N1	26-DEC-2004 10:40:46	Twilight	52.000	14	58Alp Ori	0.87000	3000.0	104	14763	No
98	GOM_NL__2PRFIN20041226_104239_000000902033_00180_14763_7457.N1	26-DEC-2004 10:42:39	Bright	90.000	8	10Alp CMi	0.40000	6500.0	180	14763	No
99	GOM_NL__2PRFIN20041226_104552_000000372033_00180_14763_7458.N1	26-DEC-2004 10:45:52	Bright	36.500	146	25Eta Tau	2.8730	15200.	73	14763	No
100	GOM_NL__2PRFIN20041226_104800_000000402033_00180_14763_7459.N1	26-DEC-2004 10:48:00	Bright	39.500	114	3Iot Aur	2.6930	4600.0	79	14763	No
101	GOM_NL__2PRFIN20041226_105005_000000362033_00180_14763_7460.N1	26-DEC-2004 10:50:05	Bright	36.000	149	45Eps Per	2.8880	30000.	72	14763	No

102	GOM_NL__2PRFIN20041226_105148_000000422033_00180_14763_7461.N1	26-DEC-2004 10:51:48	Bright	41.500	6	13Alp Aur	0.080000	3400.0	83	14763	No
103	GOM_NL__2PRFIN20041226_105421_000000372033_00180_14763_7462.N1	26-DEC-2004 10:54:21	Bright	37.000	160	23Gam Per	2.9300	4700.0	74	14763	No
104	GOM_NL__2PRFIN20041226_105804_000000392033_00180_14763_7463.N1	26-DEC-2004 10:58:04	Bright	39.000	110	37Del Cas	2.6780	8900.0	78	14763	No
105	GOM_NL__2PRFIN20041226_110348_000000372033_00180_14763_7464.N1	26-DEC-2004 11:03:48	Bright	37.000	49	1Alp UMi	1.9900	6300.0	74	14763	No
106	GOM_NL__2PRFIN20041226_121058_000000512033_00181_14764_7444.N1	26-DEC-2004 12:10:58	Dark	50.500	179	24Omi2CMa	3.0320	24000.	101	14764	Yes
107	GOM_NL__2PRFIN20041226_121334_000000632033_00181_14764_7445.N1	26-DEC-2004 12:13:34	Straylight	63.000	1	9Alp CMa	-1.4400	11000.	126	14764	No
108	GOM_NL__2PRFIN20041226_121642_000000472033_00181_14764_7446.N1	26-DEC-2004 12:16:42	Straylight	46.500	7	19Bet Ori	0.10000	14000.	93	14764	No
109	GOM_NL__2PRFIN20041226_121840_000000452033_00181_14764_7447.N1	26-DEC-2004 12:18:40	Straylight	45.000	30	46Eps Ori	1.6940	30000.	90	14764	No
110	GOM_NL__2PRFIN20041226_122121_000000582033_00181_14764_7448.N1	26-DEC-2004 12:21:21	Tw_i_and_stray	58.000	14	58Alp Ori	0.87000	3000.0	116	14764	No
111	GOM_NL__2PRFIN20041226_122313_000000952033_00181_14764_7449.N1	26-DEC-2004 12:23:13	Bright	95.000	8	10Alp CMi	0.40000	6500.0	190	14764	No
112	GOM_NL__2PRFIN20041226_122627_000000372033_00181_14764_7450.N1	26-DEC-2004 12:26:27	Bright	36.500	146	25Eta Tau	2.8730	15200.	73	14764	No
113	GOM_NL__2PRFIN20041226_122835_000000392033_00181_14764_7451.N1	26-DEC-2004 12:28:35	Bright	39.000	114	3Iot Aur	2.6930	4600.0	78	14764	No
114	GOM_NL__2PRFIN20041226_123040_000000362033_00181_14764_7452.N1	26-DEC-2004 12:30:40	Bright	36.000	149	45Eps Per	2.8880	30000.	72	14764	No
115	GOM_NL__2PRFIN20041226_123224_000000412033_00181_14764_7453.N1	26-DEC-2004 12:32:24	Bright	41.000	6	13Alp Aur	0.080000	3400.0	82	14764	No
116	GOM_NL__2PRFIN20041226_123457_000000382033_00181_14764_7454.N1	26-DEC-2004 12:34:57	Bright	38.000	160	23Gam Per	2.9300	4700.0	76	14764	No
117	GOM_NL__2PRFIN20041226_123840_000000382033_00181_14764_7455.N1	26-DEC-2004 12:38:40	Bright	37.500	110	37Del Cas	2.6780	8900.0	75	14764	No
118	GOM_NL__2PRFIN20041226_124424_000000372033_00181_14764_7456.N1	26-DEC-2004 12:44:24	Bright	37.000	49	1Alp UMi	1.9900	6300.0	74	14764	No
119	GOM_NL__2PRFIN20041226_124859_000000392033_00181_14764_7457.N1	26-DEC-2004 12:48:59	Bright	39.000	60	7Bet UMi	2.0810	3950.0	78	14764	No
120	GOM_NL__2PRFIN20041226_125238_000000382033_00181_14764_7458.N1	26-DEC-2004 12:52:38	Bright	38.000	119	14Eta Dra	2.7270	4700.0	76	14764	No
121	GOM_NL__2PRFIN20041226_125425_000000392033_00181_14764_7459.N1	26-DEC-2004 12:54:25	Bright	38.500	69	33Gam Dra	2.2310	3800.0	77	14764	No
122	GOM_NL__2PRFIN20041226_125603_000000462033_00181_14764_7460.N1	26-DEC-2004 12:56:03	Bright	46.000	39	85Eta UMa	1.8540	24000.	92	14764	No
123	GOM_NL__2PRFIN20041226_125950_000000422033_00181_14764_7461.N1	26-DEC-2004 12:59:50	Bright	41.500	180	27Gam Boo	3.0400	8000.0	83	14764	No
124	GOM_NL__2PRFIN20041226_130320_000000442033_00181_14764_7462.N1	26-DEC-2004 13:03:20	Bright	43.500	83		2.3780	11000.	87	14764	No
125	GOM_NL__2PRFIN20041226_130709_000000522033_00181_14764_7463.N1	26-DEC-2004 13:07:09	Bright	51.500	111	8Eta Boo	2.6800	6000.0	103	14764	No
126	GOM_NL__2PRFIN20041226_131229_000000782033_00181_14764_7464.N1	26-DEC-2004 13:12:29	Tw_i_and_stray	78.000	138	47Eps Vir	2.8280	4700.0	156	14764	No
127	GOM_NL__2PRFIN20041226_131555_000000432033_00181_14764_7465.N1	26-DEC-2004 13:15:55	Bright	42.500	122	9Alp2Lib	2.7470	9700.0	85	14764	No
128	GOM_NL__2PRFIN20041226_131828_000000642033_00181_14764_7466.N1	26-DEC-2004 13:18:28	Straylight	64.000	15	67Alp Vir	0.97600	28000.	128	14764	No
129	GOM_NL__2PRFIN20041226_132239_000000462033_00181_14764_7467.N1	26-DEC-2004 13:22:39	Dark	45.500	54	5The Cen	2.0550	4500.0	91	14764	No
130	GOM_NL__2PRFIN20041226_132414_000000422033_00181_14764_7468.N1	26-DEC-2004 13:24:14	Dark	41.500	78	Alp Lup	2.3040	28000.	83	14764	No
131	GOM_NL__2PRFIN20041226_132531_000000412033_00181_14764_7469.N1	26-DEC-2004 13:25:31	Dark	40.500	95	Zet Cen	2.5450	26000.	81	14764	No
132	GOM_NL__2PRFIN20041226_132735_000000522033_00181_14764_7470.N1	26-DEC-2004 13:27:35	Dark	51.500	4	Alp1Cen	-0.010000	5800.0	103	14764	No
133	GOM_NL__2PRFIN20041226_133110_000000432033_00182_14765_7444.N1	26-DEC-2004 13:31:10	Dark	43.000	12	Alp1Cru	0.77500	30000.	86	14765	No
134	GOM_NL__2PRFIN20041226_133637_000000412033_00182_14765_7445.N1	26-DEC-2004 13:36:37	Dark	41.000	29	Bet Car	1.6720	10200.	82	14765	No
135	GOM_NL__2PRFIN20041226_133812_000000442033_00182_14765_7446.N1	26-DEC-2004 13:38:12	Dark	44.000	91	Kap Vel	2.4900	26000.	88	14765	No
136	GOM_NL__2PRFIN20041226_133940_000000452033_00182_14765_7447.N1	26-DEC-2004 13:39:40	Dark	45.000	46	Del Vel	1.9540	10600.	90	14765	No
137	GOM_NL__2PRFIN20041226_134105_000000632033_00182_14765_7448.N1	26-DEC-2004 13:41:05	Dark	62.500	65	Lam Vel	2.2040	4400.0	125	14765	No
138	GOM_NL__2PRFIN20041226_134354_000000512033_00182_14765_7449.N1	26-DEC-2004 13:43:54	Dark	51.000	2	Alp Car	-0.73600	7000.0	102	14765	No
139	GOM_NL__2PRFIN20041226_134701_000000532033_00182_14765_7450.N1	26-DEC-2004 13:47:01	Dark	52.500	117	Pi Pup	2.7060	3800.0	105	14765	No
140	GOM_NL__2PRFIN20041226_134956_000000522033_00182_14765_7451.N1	26-DEC-2004 13:49:56	Straylight	52.000	23	21Eps CMa	1.5020	26000.	104	14765	No
141	GOM_NL__2PRFIN20041226_135133_000000512033_00182_14765_7452.N1	26-DEC-2004 13:51:33	Straylight	51.000	179	24Omi2CMa	3.0320	24000.	102	14765	No
142	GOM_NL__2PRFIN20041226_135410_000000562033_00182_14765_7453.N1	26-DEC-2004 13:54:10	Straylight	55.500	1	9Alp CMa	-1.4400	11000.	111	14765	No
143	GOM_NL__2PRFIN20041226_135719_000000532033_00182_14765_7454.N1	26-DEC-2004 13:57:19	Straylight	52.500	7	19Bet Ori	0.10000	14000.	105	14765	No
144	GOM_NL__2PRFIN20041226_135916_000000452033_00182_14765_7455.N1	26-DEC-2004 13:59:16	Straylight	45.000	30	46Eps Ori	1.6940	30000.	90	14765	No
145	GOM_NL__2PRFIN20041226_140157_000000542033_00182_14765_7456.N1	26-DEC-2004 14:01:57	Tw_i_and_stray	54.000	14	58Alp Ori	0.87000	3000.0	108	14765	No
146	GOM_NL__2PRFIN20041226_140348_000000892033_00182_14765_7457.N1	26-DEC-2004 14:03:48	Bright	89.000	8	10Alp CMi	0.40000	6500.0	178	14765	No
147	GOM_NL__2PRFIN20041226_140704_000000362033_00182_14765_7458.N1	26-DEC-2004 14:07:04	Bright	36.000	146	25Eta Tau	2.8730	15200.	72	14765	No
148	GOM_NL__2PRFIN20041226_140911_000000412033_00182_14765_7459.N1	26-DEC-2004 14:09:11	Bright	41.000	114	3Iot Aur	2.6930	4600.0	82	14765	No
149	GOM_NL__2PRFIN20041226_141116_000000362033_00182_14765_7460.N1	26-DEC-2004 14:11:16	Bright	36.000	149	45Eps Per	2.8880	30000.	72	14765	No
150	GOM_NL__2PRFIN20041226_141259_000000442033_00182_14765_7461.N1	26-DEC-2004 14:12:59	Bright	44.000	6	13Alp Aur	0.080000	3400.0	88	14765	No
151	GOM_NL__2PRFIN20041226_141533_000000382033_00182_14765_7462.N1	26-DEC-2004 14:15:33	Bright	38.000	160	23Gam Per	2.9300	4700.0	76	14765	No
152	GOM_NL__2PRFIN20041226_141916_000000392033_00182_14765_7463.N1	26-DEC-2004 14:19:16	Bright	38.500	110	37Del Cas	2.6780	8900.0	77	14765	No
153	GOM_NL__2PRFIN20041226_142500_000000382033_00182_14765_7464.N1	26-DEC-2004 14:25:00	Bright	38.000	49	1Alp UMi	1.9900	6300.0	76	14765	No
154	GOM_NL__2PRFIN20041226_142840_000000502033_00182_14765_7465.N1	26-DEC-2004 14:28:40	Bright	50.000	36	50Alp UMa	1.8000	6300.0	100	14765	No
155	GOM_NL__2PRFIN20041226_143315_000000382033_00182_14765_7466.N1	26-DEC-2004 14:33:15	Bright	37.500	119	14Eta Dra	2.7270	4700.0	75	14765	No
156	GOM_NL__2PRFIN20041226_143502_000000382033_00182_14765_7467.N1	26-DEC-2004 14:35:02	Bright	37.500	69	33Gam Dra	2.2310	3800.0	75	14765	No
157	GOM_NL__2PRFIN20041226_143639_000000442033_00182_14765_7468.N1	26-DEC-2004 14:36:39	Bright	44.000	39	85Eta UMa	1.8540	24000.	88	14765	No
158	GOM_NL__2PRFIN20041226_144027_000000422033_00182_14765_7469.N1	26-DEC-2004 14:40:27	Bright	41.500	180	27Gam Boo	3.0400	8000.0	83	14765	No
159	GOM_NL__2PRFIN20041226_144356_000000432033_00182_14765_7470.N1	26-DEC-2004 14:43:56	Bright	43.000	83		2.3780	11000.	86	14765	No
160	GOM_NL__2PRFIN20041226_144745_000000532033_00182_14765_7471.N1	26-DEC-2004 14:47:45	Bright	52.500	111	8Eta Boo	2.6800	6000.0	105	14765	No

161	GOM_NL__2PRFIN20041226_145306_000000772033_00182_14765_7472.N1	26-DEC-2004 14:53:06	Tw_i_and_stray	77.000	138	47Eps Vir	2.8280	4700.0	154	14765	No
162	GOM_NL__2PRFIN20041226_145631_000000432033_00182_14765_7473.N1	26-DEC-2004 14:56:31	Bright	43.000	122	9Alp2Lib	2.7470	9700.0	86	14765	No
163	GOM_NL__2PRFIN20041226_145905_000000682033_00182_14765_7474.N1	26-DEC-2004 14:59:05	Straylight	67.500	15	67Alp Vir	0.97600	28000.	135	14765	No
164	GOM_NL__2PRFIN20041226_150315_000000452033_00182_14765_7475.N1	26-DEC-2004 15:03:15	Dark	45.000	54	5The Cen	2.0550	4500.0	90	14765	No
165	GOM_NL__2PRFIN20041226_150605_000000642033_00182_14765_7476.N1	26-DEC-2004 15:06:05	Dark	63.500	106	9Bet Crv	2.6480	5600.0	127	14765	No
166	GOM_NL__2PRFIN20041226_150845_000000502033_00183_14766_7444.N1	26-DEC-2004 15:08:45	Dark	50.000	10	Bet Cen	0.61000	28000.	100	14766	No
167	GOM_NL__2PRFIN20041226_151146_000000422033_00183_14766_7445.N1	26-DEC-2004 15:11:46	Dark	42.000	12	Alp1Cru	0.77500	30000.	84	14766	No
168	GOM_NL__2PRFIN20041226_151713_000000412033_00183_14766_7446.N1	26-DEC-2004 15:17:13	Dark	40.500	29	Bet Car	1.6720	10200.	81	14766	No
169	GOM_NL__2PRFIN20041226_151846_000000462033_00183_14766_7447.N1	26-DEC-2004 15:18:46	Dark	46.000	91	Kap Vel	2.4900	26000.	92	14766	No
170	GOM_NL__2PRFIN20041226_152016_000000452033_00183_14766_7448.N1	26-DEC-2004 15:20:16	Dark	44.500	46	Del Vel	1.9540	10600.	89	14766	No
171	GOM_NL__2PRFIN20041226_152141_000000662033_00183_14766_7449.N1	26-DEC-2004 15:21:41	Dark	65.500	65	Lam Vel	2.2040	4400.0	131	14766	No
172	GOM_NL__2PRFIN20041226_152429_000000512033_00183_14766_7450.N1	26-DEC-2004 15:24:29	Dark	51.000	2	Alp Car	-0.73600	7000.0	102	14766	No
173	GOM_NL__2PRFIN20041226_152737_000000532033_00183_14766_7451.N1	26-DEC-2004 15:27:37	Dark	52.500	117	Pi Pup	2.7060	3800.0	105	14766	No
174	GOM_NL__2PRFIN20041226_153032_000000542033_00183_14766_7452.N1	26-DEC-2004 15:30:32	Straylight	54.000	23	21Eps CMa	1.5020	26000.	108	14766	No
175	GOM_NL__2PRFIN20041226_153209_000000512033_00183_14766_7453.N1	26-DEC-2004 15:32:09	Straylight	50.500	179	24Omi2CMa	3.0320	24000.	101	14766	No
176	GOM_NL__2PRFIN20041226_153446_000000612033_00183_14766_7454.N1	26-DEC-2004 15:34:46	Straylight	61.000	1	9Alp CMa	-1.4400	11000.	122	14766	No
177	GOM_NL__2PRFIN20041226_153754_000000472033_00183_14766_7455.N1	26-DEC-2004 15:37:54	Straylight	46.500	7	19Bet Ori	0.10000	14000.	93	14766	No
178	GOM_NL__2PRFIN20041226_153952_000000462033_00183_14766_7456.N1	26-DEC-2004 15:39:52	Straylight	45.500	30	46Eps Ori	1.6940	30000.	91	14766	No
179	GOM_NL__2PRFIN20041226_154233_000000552033_00183_14766_7457.N1	26-DEC-2004 15:42:33	Tw_i_and_stray	55.000	14	58Alp Ori	0.87000	3000.0	110	14766	No
180	GOM_NL__2PRFIN20041226_154423_000000892033_00183_14766_7458.N1	26-DEC-2004 15:44:23	Bright	88.500	8	10Alp CMi	0.40000	6500.0	177	14766	No
181	GOM_NL__2PRFIN20041226_154739_000000382033_00183_14766_7459.N1	26-DEC-2004 15:47:39	Bright	37.500	146	25Eta Tau	2.8730	15200.	75	14766	No
182	GOM_NL__2PRFIN20041226_154947_000000412033_00183_14766_7460.N1	26-DEC-2004 15:49:47	Bright	40.500	114	3Iot Aur	2.6930	4600.0	81	14766	No
183	GOM_NL__2PRFIN20041226_155152_000000372033_00183_14766_7461.N1	26-DEC-2004 15:51:52	Bright	36.500	149	45Eps Per	2.8880	30000.	73	14766	No
184	GOM_NL__2PRFIN20041226_155335_000000432033_00183_14766_7462.N1	26-DEC-2004 15:53:35	Bright	43.000	6	13Alp Aur	0.080000	3400.0	86	14766	No
185	GOM_NL__2PRFIN20041226_155609_000000372033_00183_14766_7463.N1	26-DEC-2004 15:56:09	Bright	36.500	160	23Gam Per	2.9300	4700.0	73	14766	No
186	GOM_NL__2PRFIN20041226_155952_000000402033_00183_14766_7464.N1	26-DEC-2004 15:59:52	Bright	39.500	110	37Del Cas	2.6780	8900.0	79	14766	No
187	GOM_NL__2PRFIN20041226_160536_000000362033_00183_14766_7465.N1	26-DEC-2004 16:05:36	Bright	36.000	49	1Alp UMi	1.9900	6300.0	72	14766	No
188	GOM_NL__2PRFIN20041226_160915_000000512033_00183_14766_7466.N1	26-DEC-2004 16:09:15	Bright	51.000	36	50Alp UMa	1.8000	6300.0	102	14766	No
189	GOM_NL__2PRFIN20041226_161350_000000392033_00183_14766_7467.N1	26-DEC-2004 16:13:50	Bright	39.000	119	14Eta Dra	2.7270	4700.0	78	14766	No
190	GOM_NL__2PRFIN20041226_161538_000000362033_00183_14766_7468.N1	26-DEC-2004 16:15:38	Bright	36.000	69	33Gam Dra	2.2310	3800.0	72	14766	No
191	GOM_NL__2PRFIN20041226_161714_000000462033_00183_14766_7469.N1	26-DEC-2004 16:17:14	Bright	45.500	39	85Eta UMa	1.8540	24000.	91	14766	No
192	GOM_NL__2PRFIN20041226_162103_000000592033_00183_14766_7470.N1	26-DEC-2004 16:21:03	Bright	59.000	180	27Gam Boo	3.0400	8000.0	118	14766	No
193	GOM_NL__2PRFIN20041226_162432_000000582033_00183_14766_7471.N1	26-DEC-2004 16:24:32	Bright	58.000	83		2.3780	11000.	116	14766	No
194	GOM_NL__2PRFIN20041226_162822_000000512033_00183_14766_7472.N1	26-DEC-2004 16:28:22	Bright	50.500	111	8Eta Boo	2.6800	6000.0	101	14766	No
195	GOM_NL__2PRFIN20041226_163343_000000782033_00183_14766_7473.N1	26-DEC-2004 16:33:43	Tw_i_and_stray	78.000	138	47Eps Vir	2.8280	4700.0	156	14766	No
196	GOM_NL__2PRFIN20041226_163708_000000422033_00183_14766_7474.N1	26-DEC-2004 16:37:08	Bright	41.500	122	9Alp2Lib	2.7470	9700.0	83	14766	No
197	GOM_NL__2PRFIN20041226_163942_000000592033_00183_14766_7475.N1	26-DEC-2004 16:39:42	Straylight	59.000	15	67Alp Vir	0.97600	28000.	118	14766	No
198	GOM_NL__2PRFIN20041226_164352_000000512033_00183_14766_7476.N1	26-DEC-2004 16:43:52	Dark	51.000	54	5The Cen	2.0550	4500.0	102	14766	No
199	GOM_NL__2PRFIN20041226_164642_000000632033_00183_14766_7477.N1	26-DEC-2004 16:46:42	Dark	62.500	106	9Bet Crv	2.6480	5600.0	125	14766	No
200	GOM_NL__2PRFIN20041226_164922_000000422033_00184_14767_7444.N1	26-DEC-2004 16:49:22	Dark	42.000	10	Bet Cen	0.61000	28000.	84	14767	No
201	GOM_NL__2PRFIN20041226_165223_000000402033_00184_14767_7445.N1	26-DEC-2004 16:52:23	Dark	40.000	12	Alp1Cru	0.77500	30000.	80	14767	No
202	GOM_NL__2PRFIN20041226_165750_000000412033_00184_14767_7446.N1	26-DEC-2004 16:57:50	Dark	41.000	29	Bet Car	1.6720	10200.	82	14767	No
203	GOM_NL__2PRFIN20041226_165925_000000452033_00184_14767_7447.N1	26-DEC-2004 16:59:25	Dark	45.000	91	Kap Vel	2.4900	26000.	90	14767	No
204	GOM_NL__2PRFIN20041226_170053_000000442033_00184_14767_7448.N1	26-DEC-2004 17:00:53	Dark	43.500	46	Del Vel	1.9540	10600.	87	14767	No
205	GOM_NL__2PRFIN20041226_170218_000000622033_00184_14767_7449.N1	26-DEC-2004 17:02:18	Dark	61.500	65	Lam Vel	2.2040	4400.0	123	14767	No
206	GOM_NL__2PRFIN20041226_170507_000000502033_00184_14767_7450.N1	26-DEC-2004 17:05:07	Dark	50.000	2	Alp Car	-0.73600	7000.0	100	14767	No
207	GOM_NL__2PRFIN20041226_170813_000000522033_00184_14767_7451.N1	26-DEC-2004 17:08:13	Dark	52.000	117	Pi Pup	2.7060	3800.0	104	14767	No
208	GOM_NL__2PRFIN20041226_171108_000000532033_00184_14767_7452.N1	26-DEC-2004 17:11:08	Straylight	53.000	23	21Eps CMa	1.5020	26000.	106	14767	No
209	GOM_NL__2PRFIN20041226_171246_000000502033_00184_14767_7453.N1	26-DEC-2004 17:12:46	Straylight	49.500	179	24Omi2CMa	3.0320	24000.	99	14767	No
210	GOM_NL__2PRFIN20041226_171523_000000592033_00184_14767_7454.N1	26-DEC-2004 17:15:23	Straylight	59.000	1	9Alp CMa	-1.4400	11000.	118	14767	No
211	GOM_NL__2PRFIN20041226_171831_000000532033_00184_14767_7455.N1	26-DEC-2004 17:18:31	Straylight	53.000	7	19Bet Ori	0.10000	14000.	106	14767	No
212	GOM_NL__2PRFIN20041226_172028_000000472033_00184_14767_7456.N1	26-DEC-2004 17:20:28	Straylight	46.500	30	46Eps Ori	1.6940	30000.	93	14767	No
213	GOM_NL__2PRFIN20041226_172309_000000582033_00184_14767_7457.N1	26-DEC-2004 17:23:09	Tw_i_and_stray	58.000	14	58Alp Ori	0.87000	3000.0	116	14767	No
214	GOM_NL__2PRFIN20041226_172459_000000852033_00184_14767_7458.N1	26-DEC-2004 17:24:59	Bright	84.500	8	10Alp CMi	0.40000	6500.0	169	14767	No
215	GOM_NL__2PRFIN20041226_172815_000000402033_00184_14767_7459.N1	26-DEC-2004 17:28:15	Bright	40.000	146	25Eta Tau	2.8730	15200.	80	14767	No
216	GOM_NL__2PRFIN20041226_173023_000000412033_00184_14767_7460.N1	26-DEC-2004 17:30:23	Bright	40.500	114	3Iot Aur	2.6930	4600.0	81	14767	No
217	GOM_NL__2PRFIN20041226_173229_000000362033_00184_14767_7461.N1	26-DEC-2004 17:32:29	Bright	36.000	149	45Eps Per	2.8880	30000.	72	14767	No
218	GOM_NL__2PRFIN20041226_173411_000000412033_00184_14767_7462.N1	26-DEC-2004 17:34:11	Bright	40.500	6	13Alp Aur	0.080000	3400.0	81	14767	No
219	GOM_NL__2PRFIN20041226_173646_000000372033_00184_14767_7463.N1	26-DEC-2004 17:36:46	Bright	37.000	160	23Gam Per	2.9300	4700.0	74	14767	No

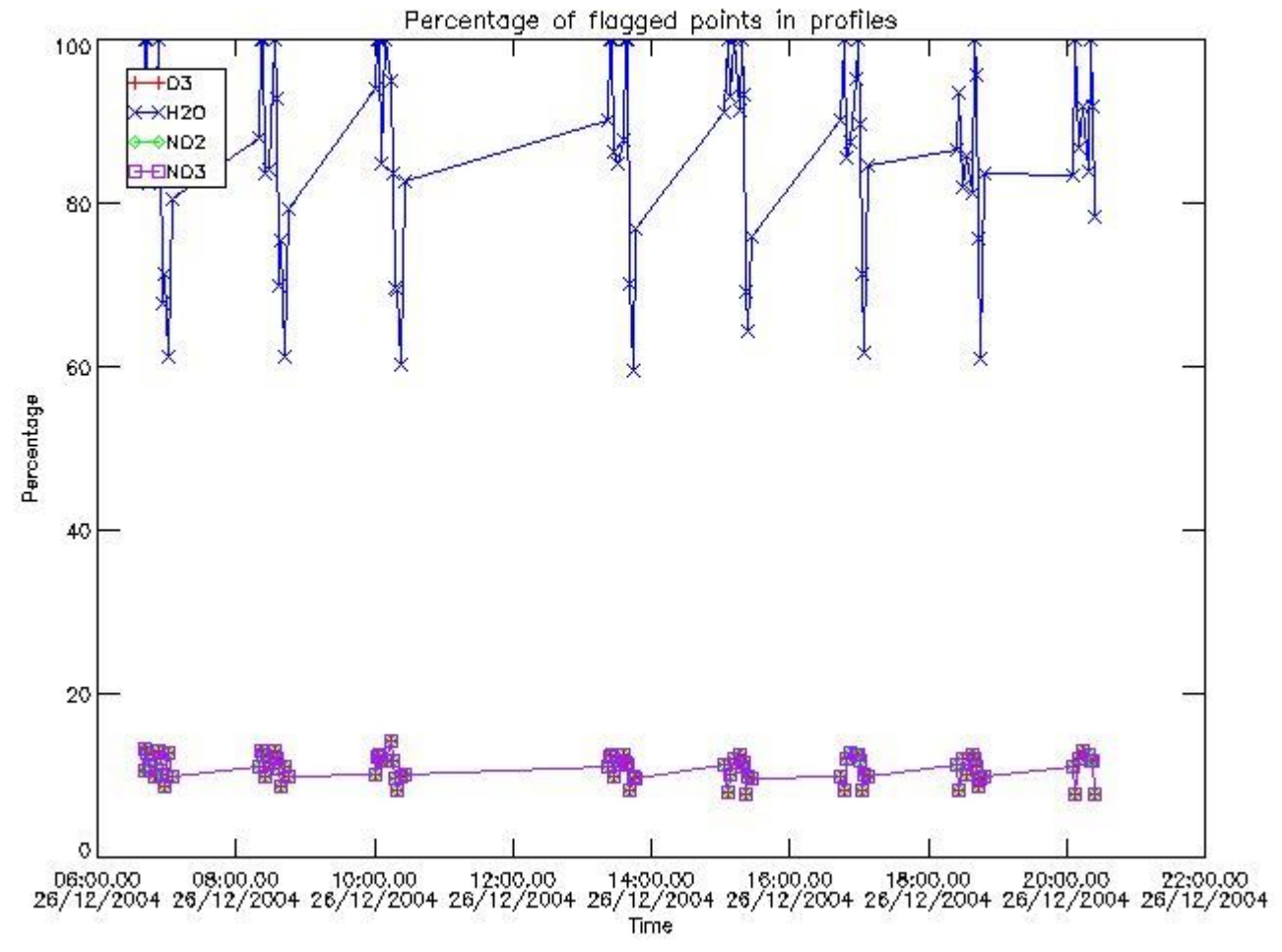
220	GOM_NL__2PRFIN20041226_174029_000000392033_00184_14767_7464.N1	26-DEC-2004 17:40:29	Bright	39.000	110	37Del Cas	2.6780	8900.0	78	14767	No
221	GOM_NL__2PRFIN20041226_174612_000000382033_00184_14767_7465.N1	26-DEC-2004 17:46:12	Bright	37.500	49	1Alp UMi	1.9900	6300.0	75	14767	No
222	GOM_NL__2PRFIN20041226_174951_000000522033_00184_14767_7466.N1	26-DEC-2004 17:49:51	Bright	52.000	36	50Alp UMa	1.8000	6300.0	104	14767	No
223	GOM_NL__2PRFIN20041226_175427_000000392033_00184_14767_7467.N1	26-DEC-2004 17:54:27	Bright	39.000	119	14Eta Dra	2.7270	4700.0	78	14767	No
224	GOM_NL__2PRFIN20041226_175614_000000392033_00184_14767_7468.N1	26-DEC-2004 17:56:14	Bright	38.500	69	33Gam Dra	2.2310	3800.0	77	14767	No
225	GOM_NL__2PRFIN20041226_175750_000000432033_00184_14767_7469.N1	26-DEC-2004 17:57:50	Bright	42.500	39	85Eta UMa	1.8540	24000.	85	14767	No
226	GOM_NL__2PRFIN20041226_180138_000000582033_00184_14767_7470.N1	26-DEC-2004 18:01:38	Bright	57.500	180	27Gam Boo	3.0400	8000.0	115	14767	No
227	GOM_NL__2PRFIN20041226_180509_000000412033_00184_14767_7471.N1	26-DEC-2004 18:05:09	Bright	41.000	83		2.3780	11000.	82	14767	No
228	GOM_NL__2PRFIN20041226_180858_000000502033_00184_14767_7472.N1	26-DEC-2004 18:08:58	Bright	50.000	111	8Eta Boo	2.6800	6000.0	100	14767	No
229	GOM_NL__2PRFIN20041226_181420_000000772033_00184_14767_7473.N1	26-DEC-2004 18:14:20	Tw_i_and_stray	76.500	138	47Eps Vir	2.8280	4700.0	153	14767	No
230	GOM_NL__2PRFIN20041226_181745_000000422033_00184_14767_7474.N1	26-DEC-2004 18:17:45	Bright	42.000	122	9Alp2Lib	2.7470	9700.0	84	14767	No
231	GOM_NL__2PRFIN20041226_182019_000000642033_00184_14767_7475.N1	26-DEC-2004 18:20:19	Straylight	64.000	15	67Alp Vir	0.97600	28000.	128	14767	No
232	GOM_NL__2PRFIN20041226_182429_000000452033_00184_14767_7476.N1	26-DEC-2004 18:24:29	Dark	45.000	54	5The Cen	2.0550	4500.0	90	14767	No
233	GOM_NL__2PRFIN20041226_182719_000000632033_00184_14767_7477.N1	26-DEC-2004 18:27:19	Dark	62.500	106	9Bet Crv	2.6480	5600.0	125	14767	No
234	GOM_NL__2PRFIN20041226_182959_000000422033_00185_14768_7444.N1	26-DEC-2004 18:29:59	Dark	42.000	10	Bet Cen	0.61000	28000.	84	14768	No
235	GOM_NL__2PRFIN20041226_183259_000000502033_00185_14768_7445.N1	26-DEC-2004 18:32:59	Dark	50.000	12	Alp1Cru	0.77500	30000.	100	14768	No
236	GOM_NL__2PRFIN20041226_183826_000000412033_00185_14768_7446.N1	26-DEC-2004 18:38:26	Dark	40.500	29	Bet Car	1.6720	10200.	81	14768	No
237	GOM_NL__2PRFIN20041226_184003_000000422033_00185_14768_7447.N1	26-DEC-2004 18:40:03	Dark	42.000	91	Kap Vel	2.4900	26000.	84	14768	No
238	GOM_NL__2PRFIN20041226_184130_000000462033_00185_14768_7448.N1	26-DEC-2004 18:41:30	Dark	46.000	46	Del Vel	1.9540	10600.	92	14768	No
239	GOM_NL__2PRFIN20041226_184255_000000582033_00185_14768_7449.N1	26-DEC-2004 18:42:55	Dark	58.000	65	Lam Vel	2.2040	4400.0	116	14768	No
240	GOM_NL__2PRFIN20041226_184543_000000532033_00185_14768_7450.N1	26-DEC-2004 18:45:43	Dark	53.000	2	Alp Car	-0.73600	7000.0	106	14768	No
241	GOM_NL__2PRFIN20041226_184850_000000522033_00185_14768_7451.N1	26-DEC-2004 18:48:50	Dark	52.000	117	Pi Pup	2.7060	3800.0	104	14768	No
242	GOM_NL__2PRFIN20041226_185145_000000502033_00185_14768_7452.N1	26-DEC-2004 18:51:45	Straylight	49.500	23	21Eps CMa	1.5020	26000.	99	14768	No
243	GOM_NL__2PRFIN20041226_185322_000000512033_00185_14768_7453.N1	26-DEC-2004 18:53:22	Straylight	51.000	179	24Omi2CMa	3.0320	24000.	102	14768	No
244	GOM_NL__2PRFIN20041226_185558_000000562033_00185_14768_7454.N1	26-DEC-2004 18:55:58	Straylight	55.500	1	9Alp CMa	-1.4400	11000.	111	14768	No
245	GOM_NL__2PRFIN20041226_185907_000000452033_00185_14768_7455.N1	26-DEC-2004 18:59:07	Straylight	45.000	7	19Bet Ori	0.10000	14000.	90	14768	No
246	GOM_NL__2PRFIN20041226_190105_000000442033_00185_14768_7456.N1	26-DEC-2004 19:01:05	Straylight	44.000	30	46Eps Ori	1.6940	30000.	88	14768	No
247	GOM_NL__2PRFIN20041226_190345_000000562033_00185_14768_7457.N1	26-DEC-2004 19:03:45	Tw_i_and_stray	56.000	14	58Alp Ori	0.87000	3000.0	112	14768	No
248	GOM_NL__2PRFIN20041226_190533_000000882033_00185_14768_7458.N1	26-DEC-2004 19:05:33	Bright	87.500	8	10Alp CMi	0.40000	6500.0	175	14768	No
249	GOM_NL__2PRFIN20041226_190852_000000382033_00185_14768_7459.N1	26-DEC-2004 19:08:52	Bright	37.500	146	25Eta Tau	2.8730	15200.	75	14768	No
250	GOM_NL__2PRFIN20041226_191059_000000382033_00185_14768_7460.N1	26-DEC-2004 19:10:59	Bright	38.000	114	31ot Aur	2.6930	4600.0	76	14768	No
251	GOM_NL__2PRFIN20041226_191305_000000362033_00185_14768_7461.N1	26-DEC-2004 19:13:05	Bright	36.000	149	45Eps Per	2.8880	30000.	72	14768	No
252	GOM_NL__2PRFIN20041226_191447_000000422033_00185_14768_7462.N1	26-DEC-2004 19:14:47	Bright	41.500	6	13Alp Aur	0.080000	3400.0	83	14768	No
253	GOM_NL__2PRFIN20041226_191722_000000392033_00185_14768_7463.N1	26-DEC-2004 19:17:22	Bright	38.500	160	23Gam Per	2.9300	4700.0	77	14768	No
254	GOM_NL__2PRFIN20041226_192105_000000382033_00185_14768_7464.N1	26-DEC-2004 19:21:05	Bright	38.000	110	37Del Cas	2.6780	8900.0	76	14768	No
255	GOM_NL__2PRFIN20041226_192648_000000382033_00185_14768_7465.N1	26-DEC-2004 19:26:48	Bright	37.500	49	1Alp UMi	1.9900	6300.0	75	14768	No
256	GOM_NL__2PRFIN20041226_193026_000000512033_00185_14768_7466.N1	26-DEC-2004 19:30:26	Bright	51.000	36	50Alp UMa	1.8000	6300.0	102	14768	No
257	GOM_NL__2PRFIN20041226_193503_000000402033_00185_14768_7467.N1	26-DEC-2004 19:35:03	Bright	39.500	119	14Eta Dra	2.7270	4700.0	79	14768	No
258	GOM_NL__2PRFIN20041226_193650_000000352033_00185_14768_7468.N1	26-DEC-2004 19:36:50	Bright	35.000	69	33Gam Dra	2.2310	3800.0	70	14768	No
259	GOM_NL__2PRFIN20041226_193825_000000452033_00185_14768_7469.N1	26-DEC-2004 19:38:25	Bright	45.000	39	85Eta UMa	1.8540	24000.	90	14768	No
260	GOM_NL__2PRFIN20041226_194214_000000422033_00185_14768_7470.N1	26-DEC-2004 19:42:14	Bright	42.000	180	27Gam Boo	3.0400	8000.0	84	14768	No
261	GOM_NL__2PRFIN20041226_194545_000000432033_00185_14768_7471.N1	26-DEC-2004 19:45:45	Bright	42.500	83		2.3780	11000.	85	14768	No
262	GOM_NL__2PRFIN20041226_194934_000000702033_00185_14768_7472.N1	26-DEC-2004 19:49:34	Bright	70.000	111	8Eta Boo	2.6800	6000.0	140	14768	No
263	GOM_NL__2PRFIN20041226_195457_000000892033_00185_14768_7473.N1	26-DEC-2004 19:54:57	Tw_i_and_stray	88.500	138	47Eps Vir	2.8280	4700.0	177	14768	No
264	GOM_NL__2PRFIN20041226_195821_000000432033_00185_14768_7474.N1	26-DEC-2004 19:58:21	Bright	42.500	122	9Alp2Lib	2.7470	9700.0	85	14768	No
265	GOM_NL__2PRFIN20041226_200056_000000632033_00185_14768_7475.N1	26-DEC-2004 20:00:56	Straylight	62.500	15	67Alp Vir	0.97600	28000.	125	14768	No
266	GOM_NL__2PRFIN20041226_200505_000000462033_00185_14768_7476.N1	26-DEC-2004 20:05:05	Dark	45.500	54	5The Cen	2.0550	4500.0	91	14768	No
267	GOM_NL__2PRFIN20041226_200756_000000662033_00185_14768_7477.N1	26-DEC-2004 20:07:56	Dark	65.500	106	9Bet Crv	2.6480	5600.0	131	14768	No
268	GOM_NL__2PRFIN20041226_201035_000000422033_00186_14769_7444.N1	26-DEC-2004 20:10:35	Dark	42.000	10	Bet Cen	0.61000	28000.	84	14769	No
269	GOM_NL__2PRFIN20041226_201336_000000432033_00186_14769_7445.N1	26-DEC-2004 20:13:36	Dark	43.000	12	Alp1Cru	0.77500	30000.	86	14769	No
270	GOM_NL__2PRFIN20041226_201902_000000412033_00186_14769_7446.N1	26-DEC-2004 20:19:02	Dark	41.000	29	Bet Car	1.6720	10200.	82	14769	No
271	GOM_NL__2PRFIN20041226_202039_000000432033_00186_14769_7447.N1	26-DEC-2004 20:20:39	Dark	43.000	91	Kap Vel	2.4900	26000.	86	14769	No
272	GOM_NL__2PRFIN20041226_202207_000000442033_00186_14769_7448.N1	26-DEC-2004 20:22:07	Dark	43.500	46	Del Vel	1.9540	10600.	87	14769	No
273	GOM_NL__2PRFIN20041226_202331_000000672033_00186_14769_7449.N1	26-DEC-2004 20:23:31	Dark	66.500	65	Lam Vel	2.2040	4400.0	133	14769	No

3. Quality information per product

In this section it is plotted some information contained in the Quality Summary data set of


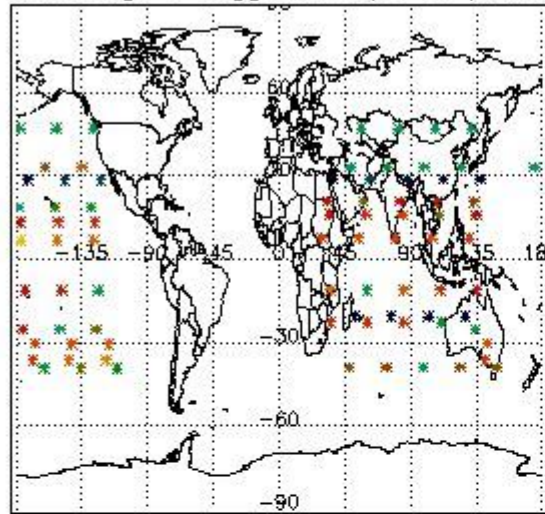
the level 2 products. Only products in dark limb conditions and without errors (error flag in the MPH set to "0") are used.

3.1 Plot quality information per product (time dependant)

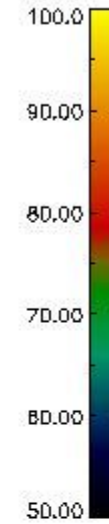
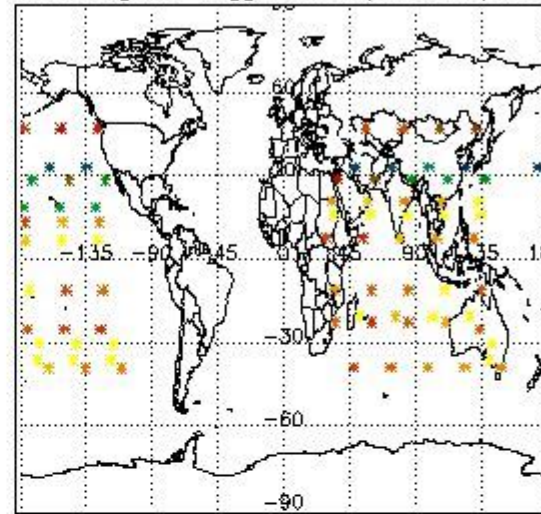


3.2 Plot quality information per product (world map)

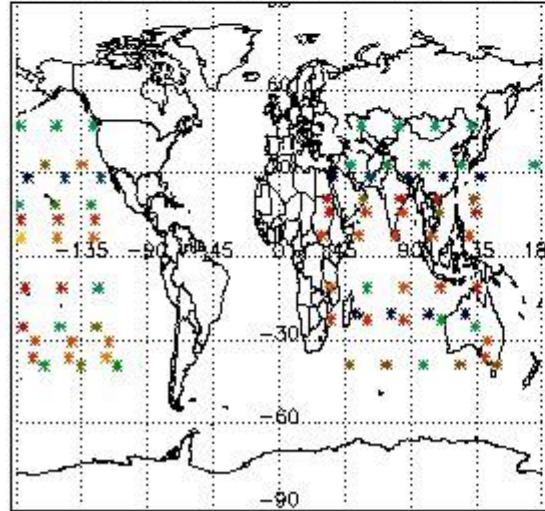
Percentage of flagged data per O3 profile



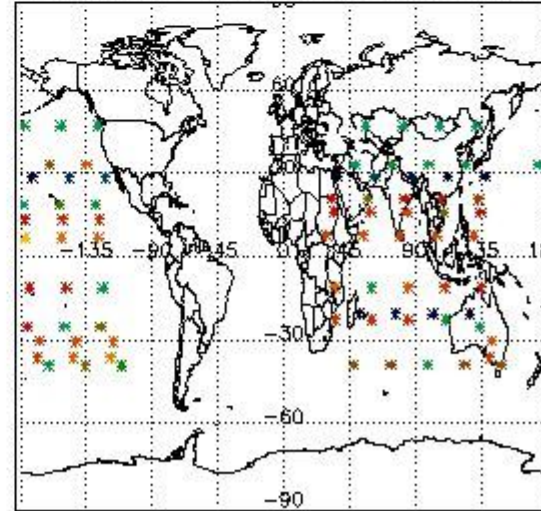
Percentage of flagged data per H2O profile



Percentage of flagged data per NO2 profile



Percentage of flagged data per NO3 profile

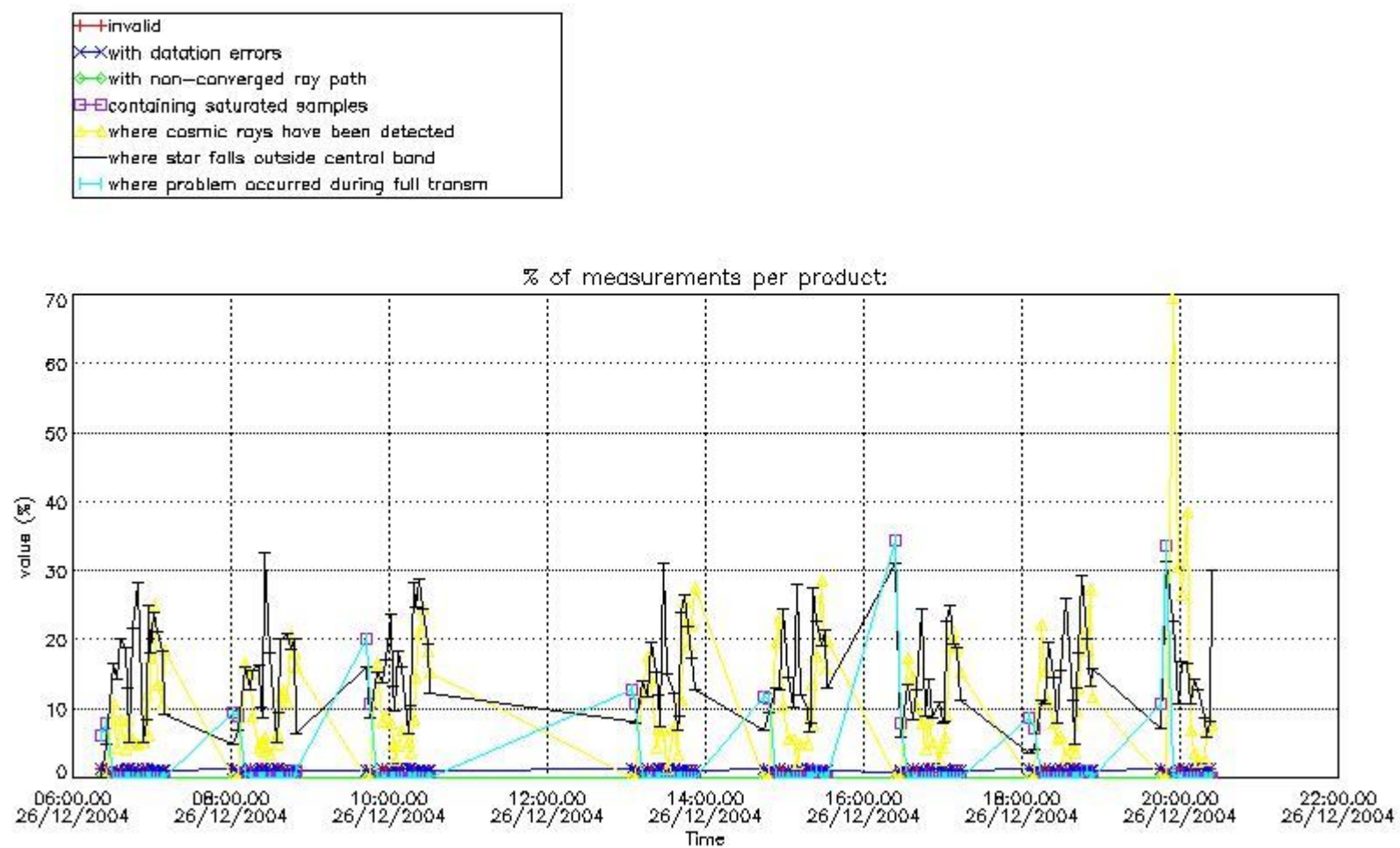


4. Level 1 quality information per product

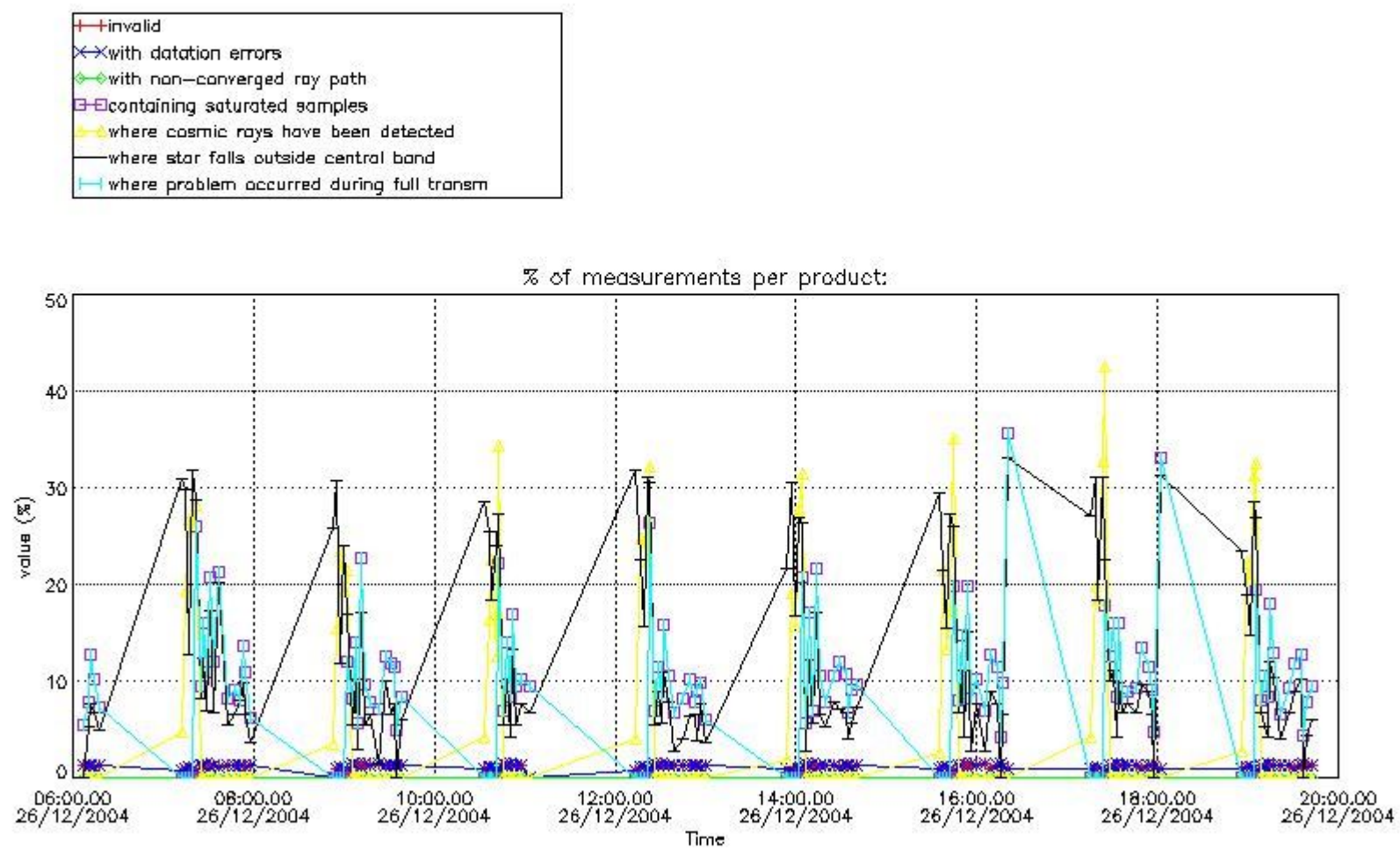
In this section it is plotted some information contained in the Quality Summary data set of the level 2 products that comes from the level 1b processing. Products without errors (error flag in the MPH set to "0") are used.

4.1 Plot quality information per product (time dependant) coming from level 1b processing

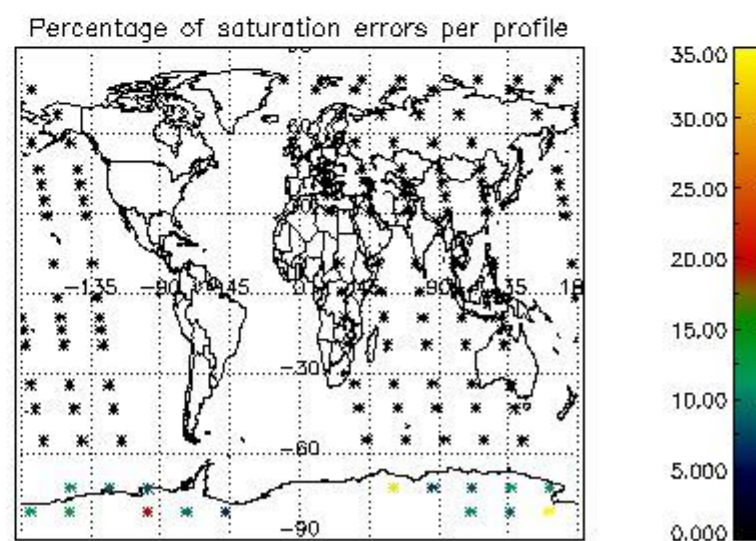
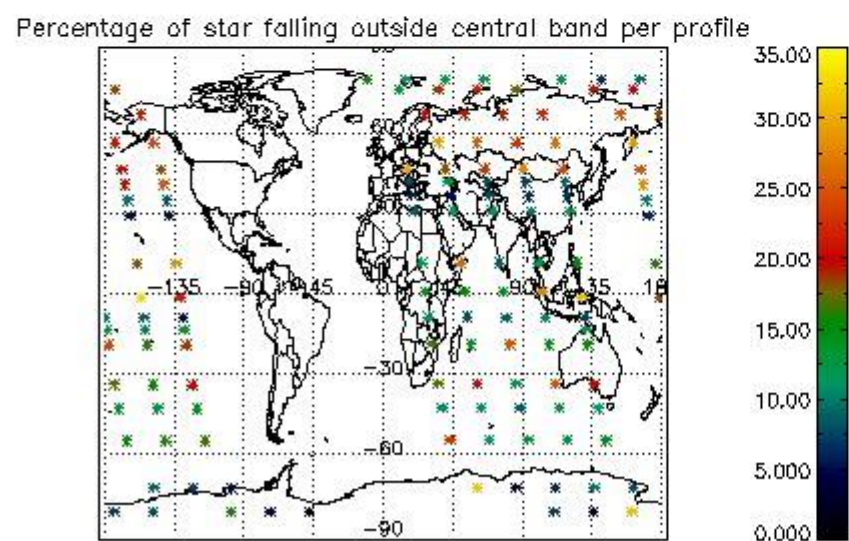
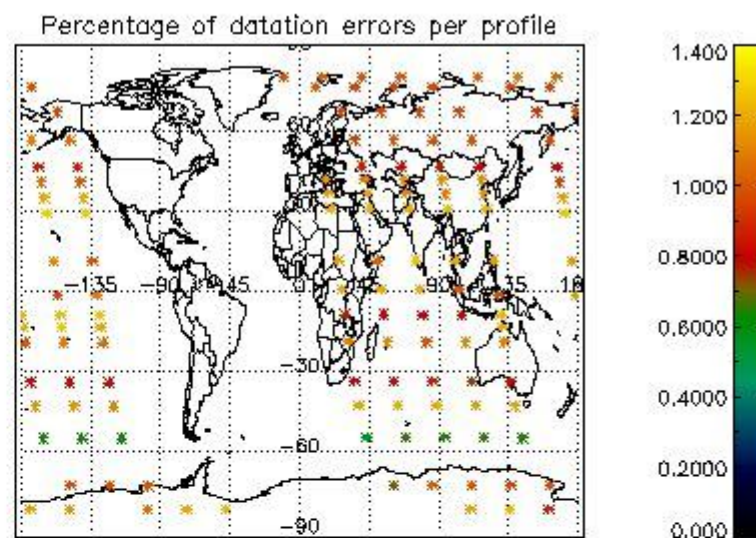
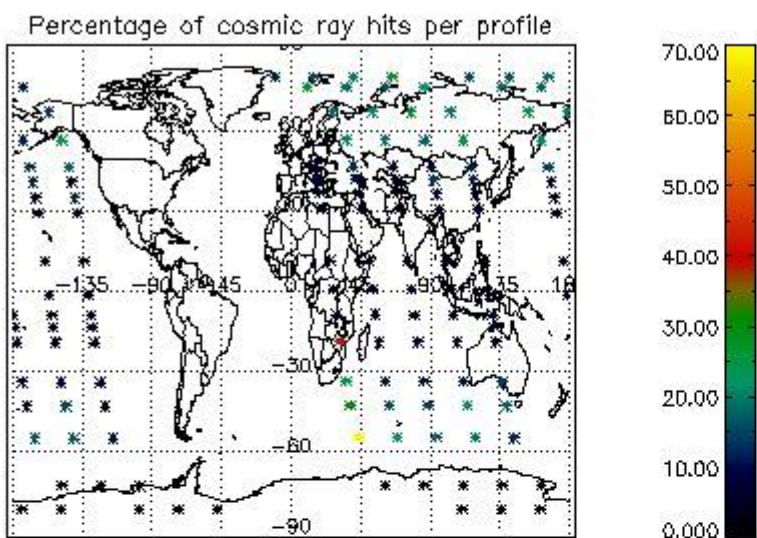
4.1.1 Plot level 1 quality information per product (time dependant): ENVISAT ASCENDING passes



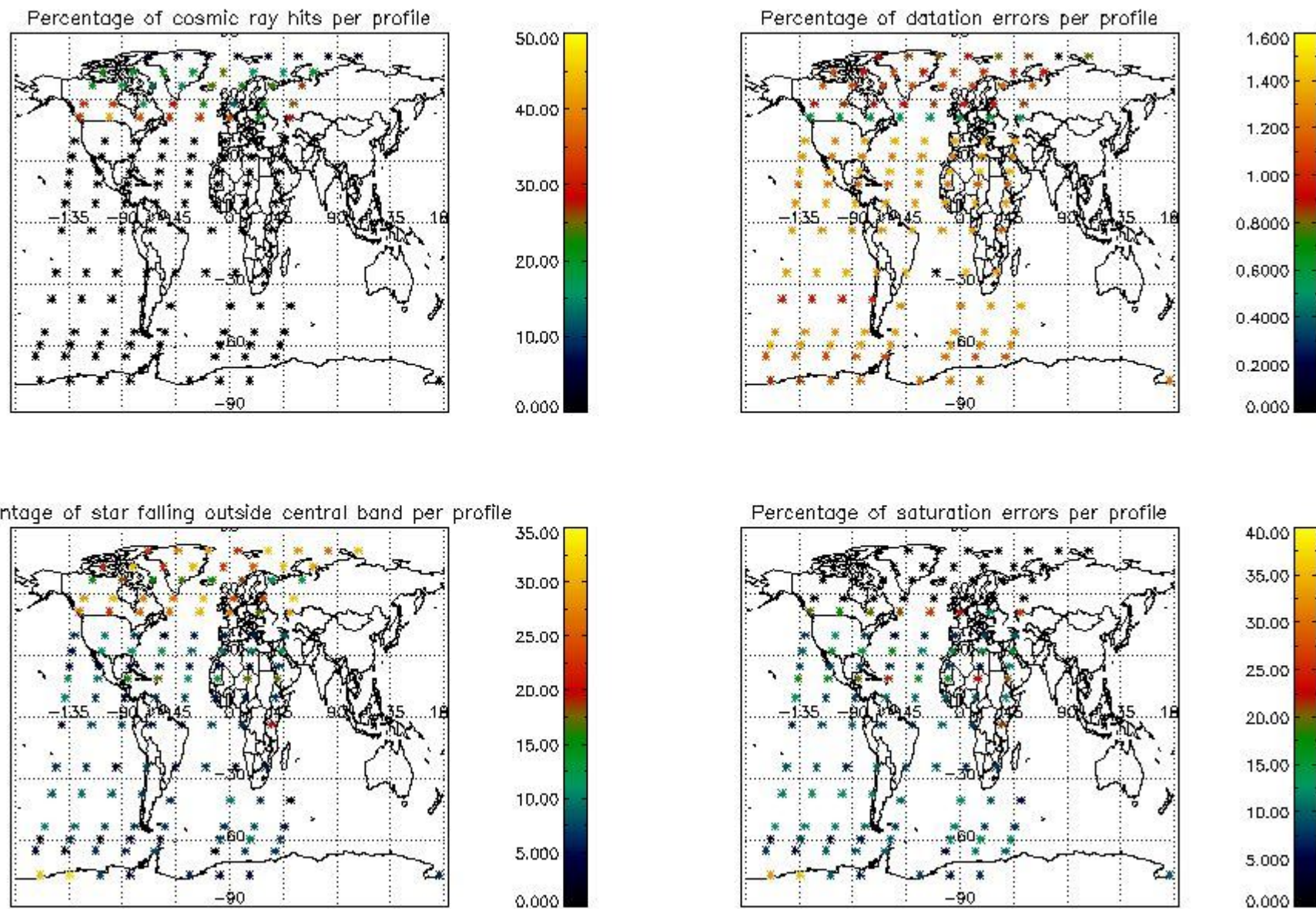
4.1.2 Plot level 1 quality information per product (time dependant): ENVI SAT DESCENDING passes



4.2 Plot quality information per product coming from level 1b processing (world map)
 4.2.1 Plot level 1 quality information per product (world map): ENVISAT ASCENDING passes



4.2.2 Plot level 1 quality information per product (world map): ENVISAT DESCENDING passes



5. Trace gas profiles

5.1 Ozone statistics based on quality of products

The final quality of the products can be "measured" using the STD (Standard Deviation) attached to every point profile. This information is written to the parameter GOM_NL__2P/NL_LOCAL_SPECIES_DENSITY/o3_std of the level 2 products. The table below shows the statistics for given STD ranges.

The statistics are given with respect to the overall valid production:

- Products without fatal errors: GOM_NL__2P/MPH/PRODUCT_ERR=0
- Valid point profile: GOM_NL__2P/NL_LOCAL_SPECIES_DENSITY/pcd(0)=0

The 'Criteria' is applied to valid points of dark limb products:

- Products in dark limb illumination condition: GOM_NL__2P/NL_SUMMARY_QUALITY/obs_ill_cond=0
- Products without fatal errors: GOM_NL__2P/MPH/PRODUCT_ERR=0
- Valid point profile: GOM_NL__2P/NL_LOCAL_SPECIES_DENSITY/pcd(0)=0

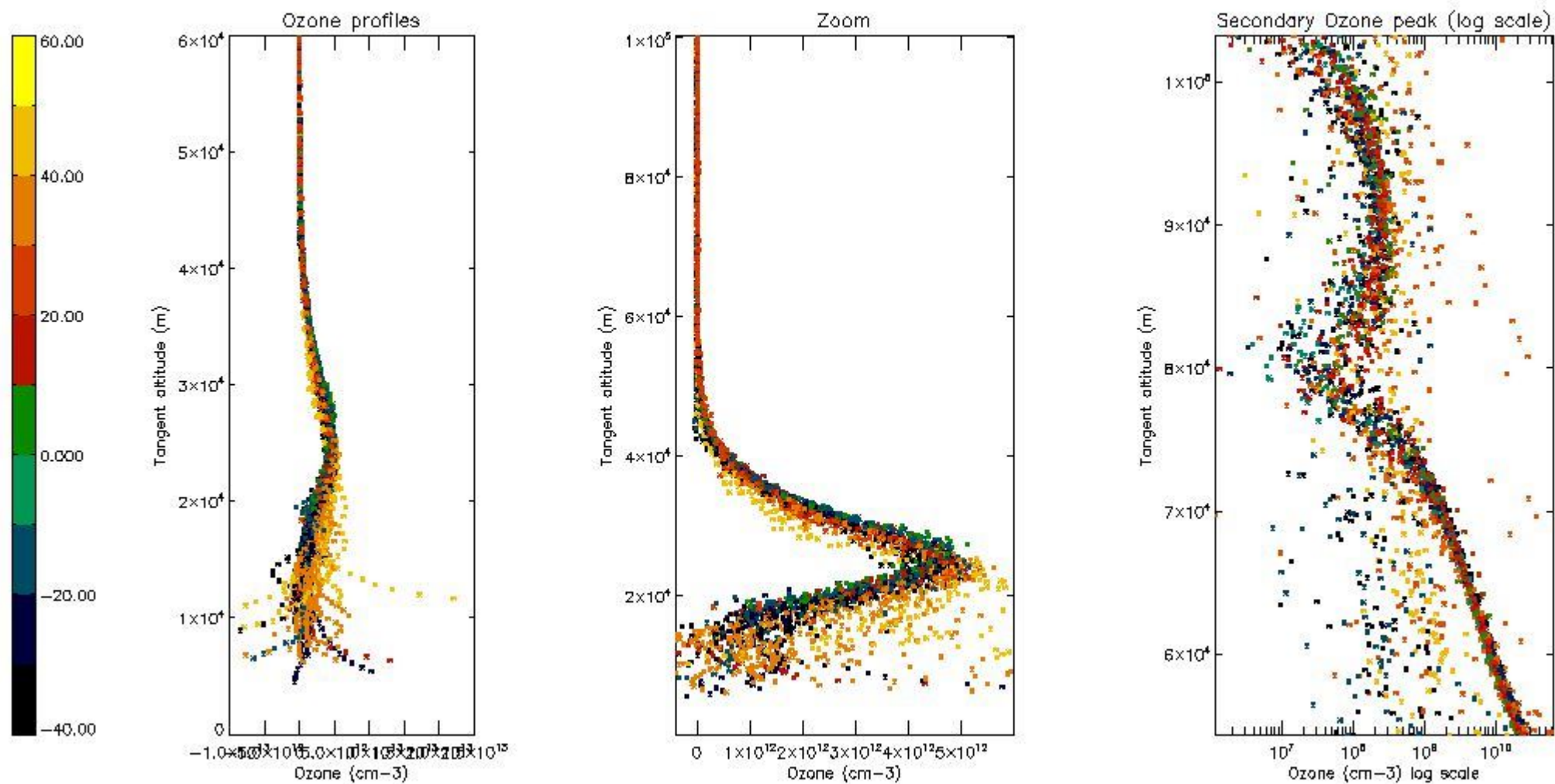
So, the table below shows the percentage of dark limb and valid observations for each criteria with respect to the overall valid daily observations.

Criteria	% of total production
All STD	30
STD < 20	15

STD < 10	12
STD < 5	8

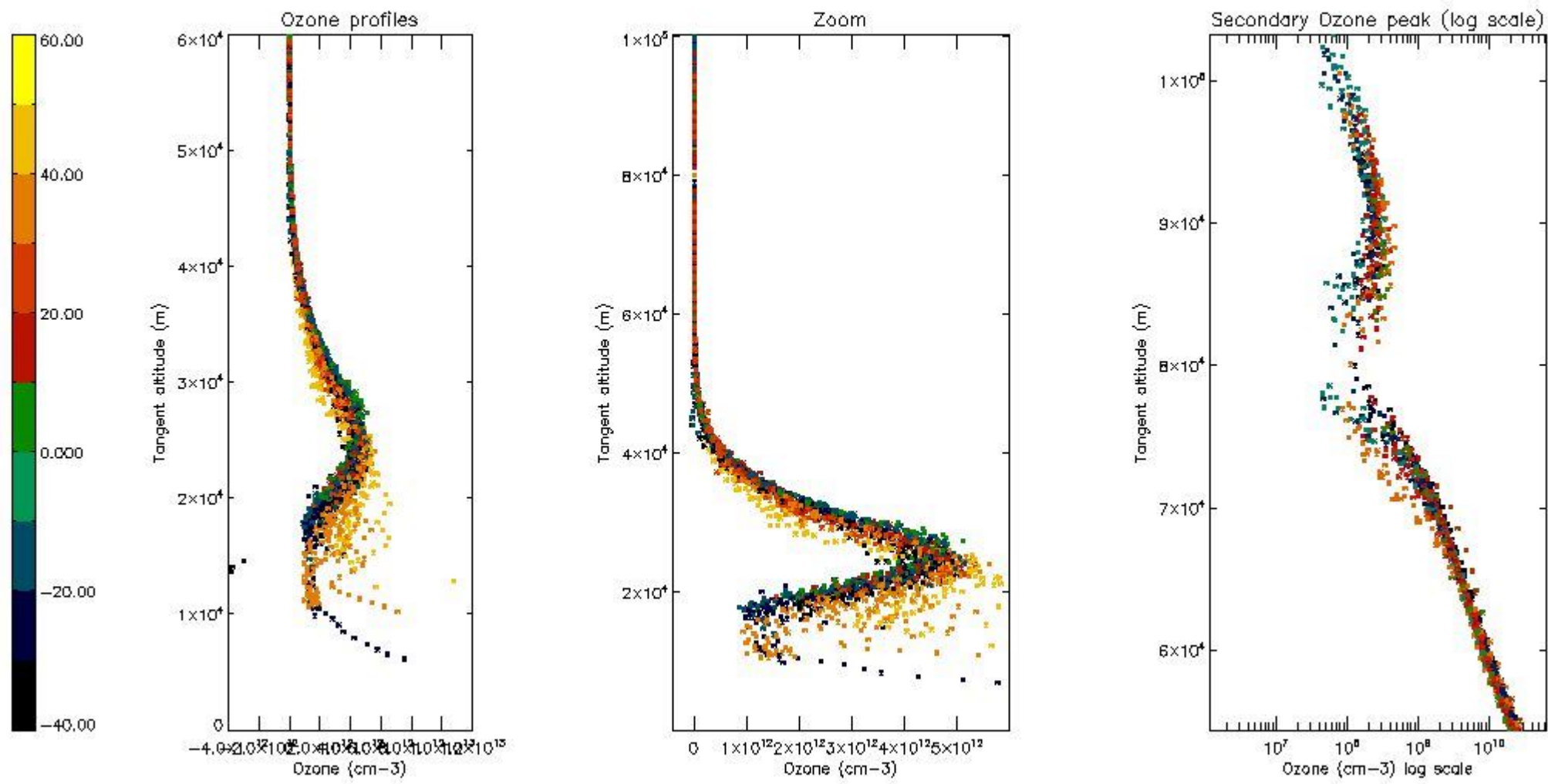
5.2 Plot ozone profiles for all STD (dark without errors)

The colorbar represents the latitude.



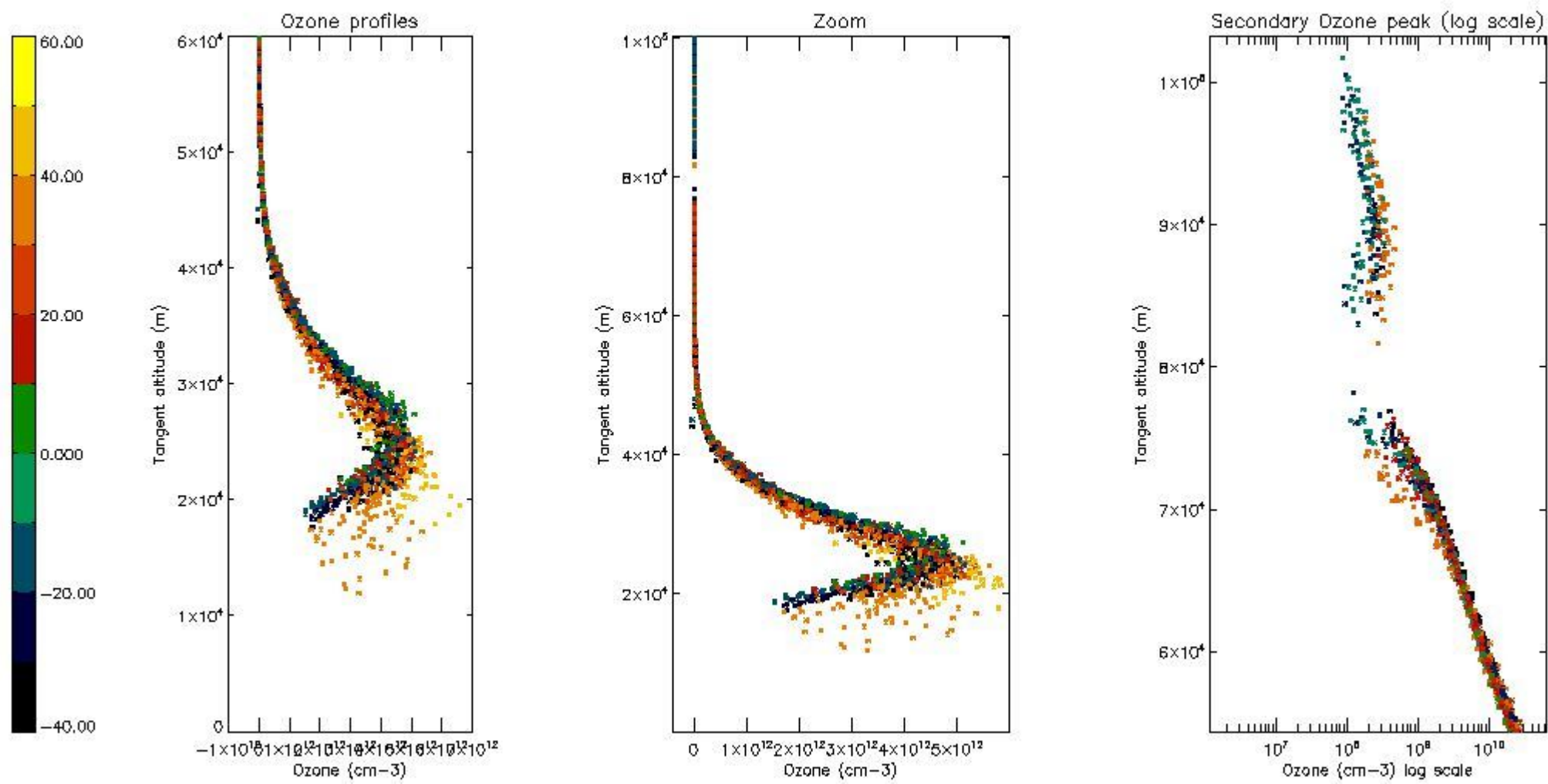
5.3 Plot ozone profiles where STD < 20% (dark without errors)

The colorbar represents the latitude.



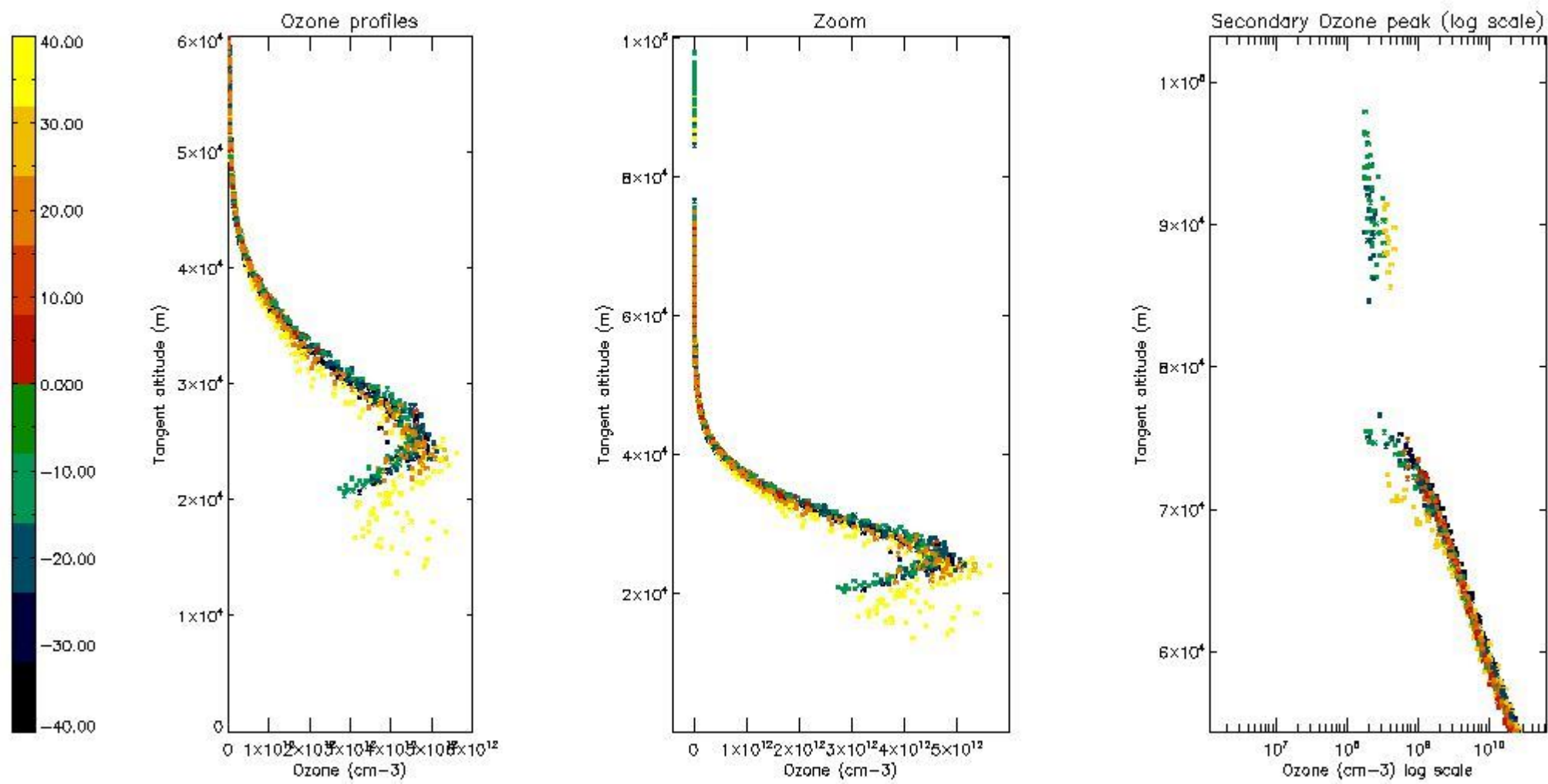
5.4 Plot ozone profiles where STD < 10% (dark without errors)

The colorbar represents the latitude.



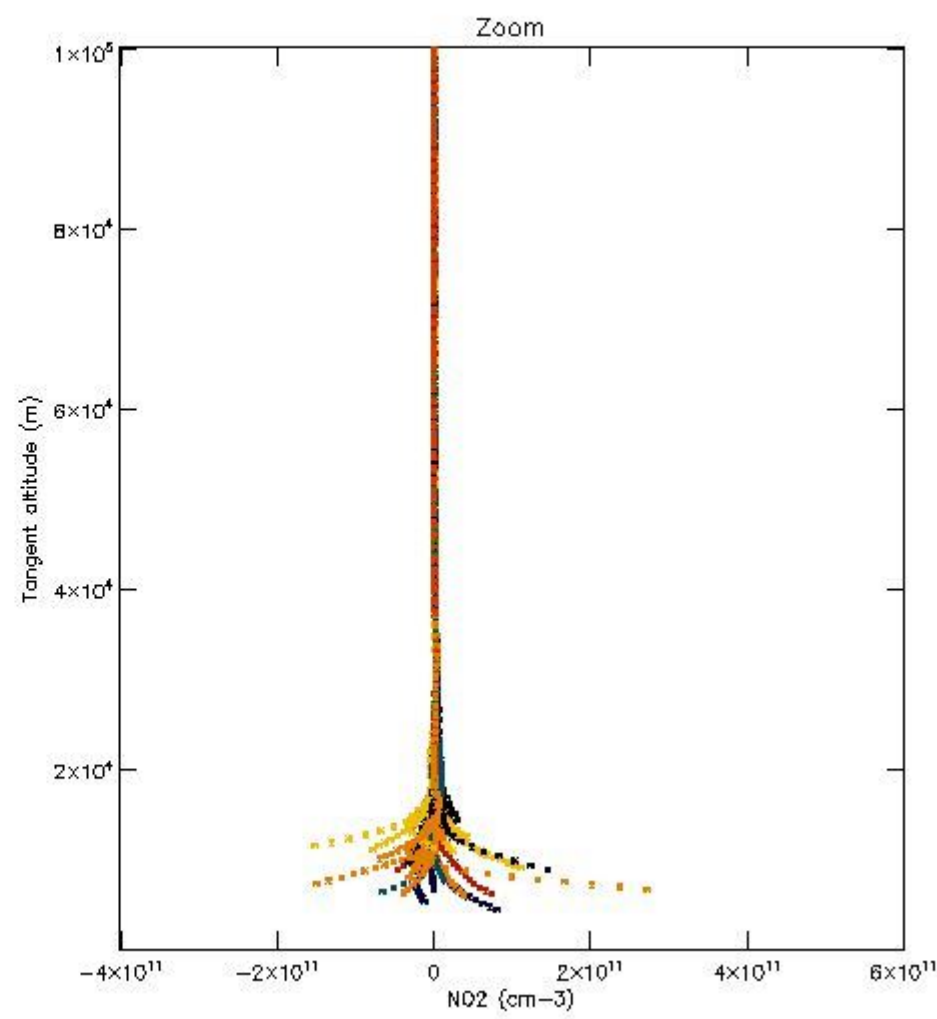
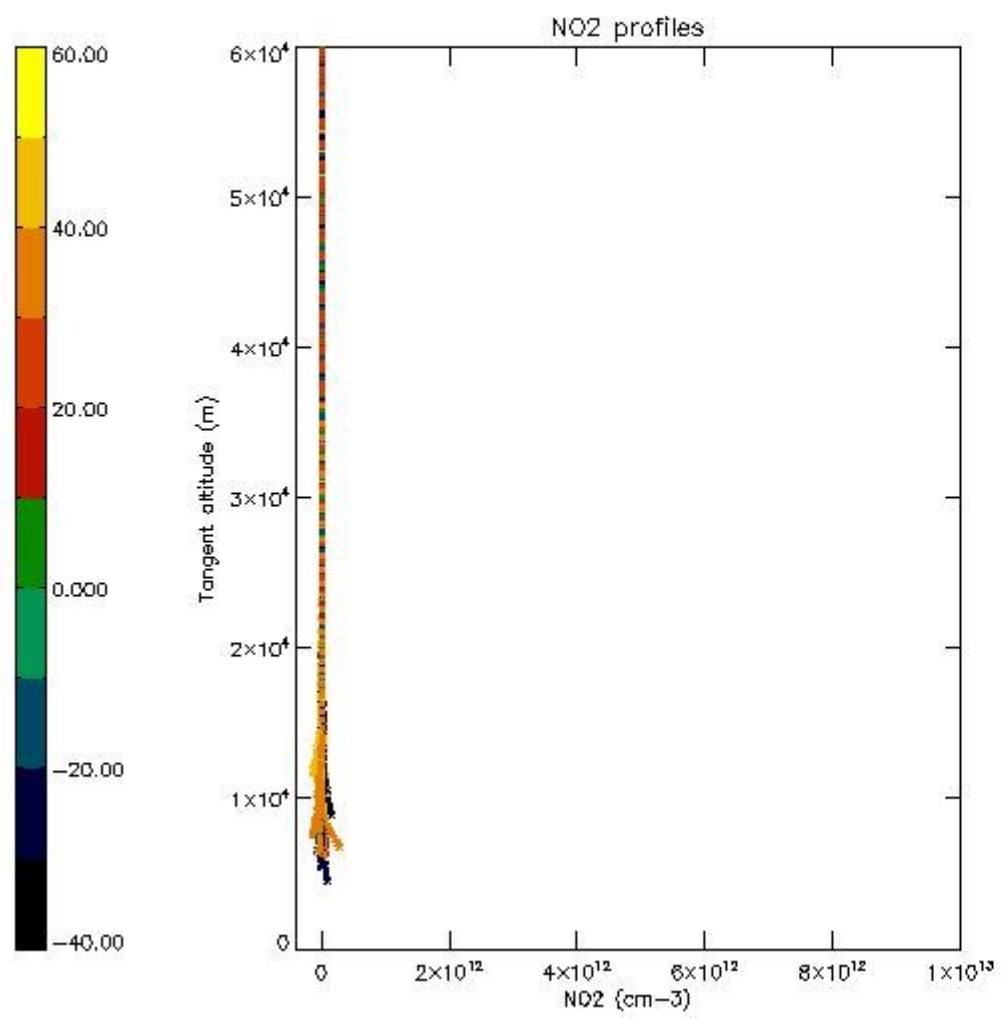
5.5 Plot ozone profiles where STD < 5% (dark without errors)

The colorbar represents the latitude.



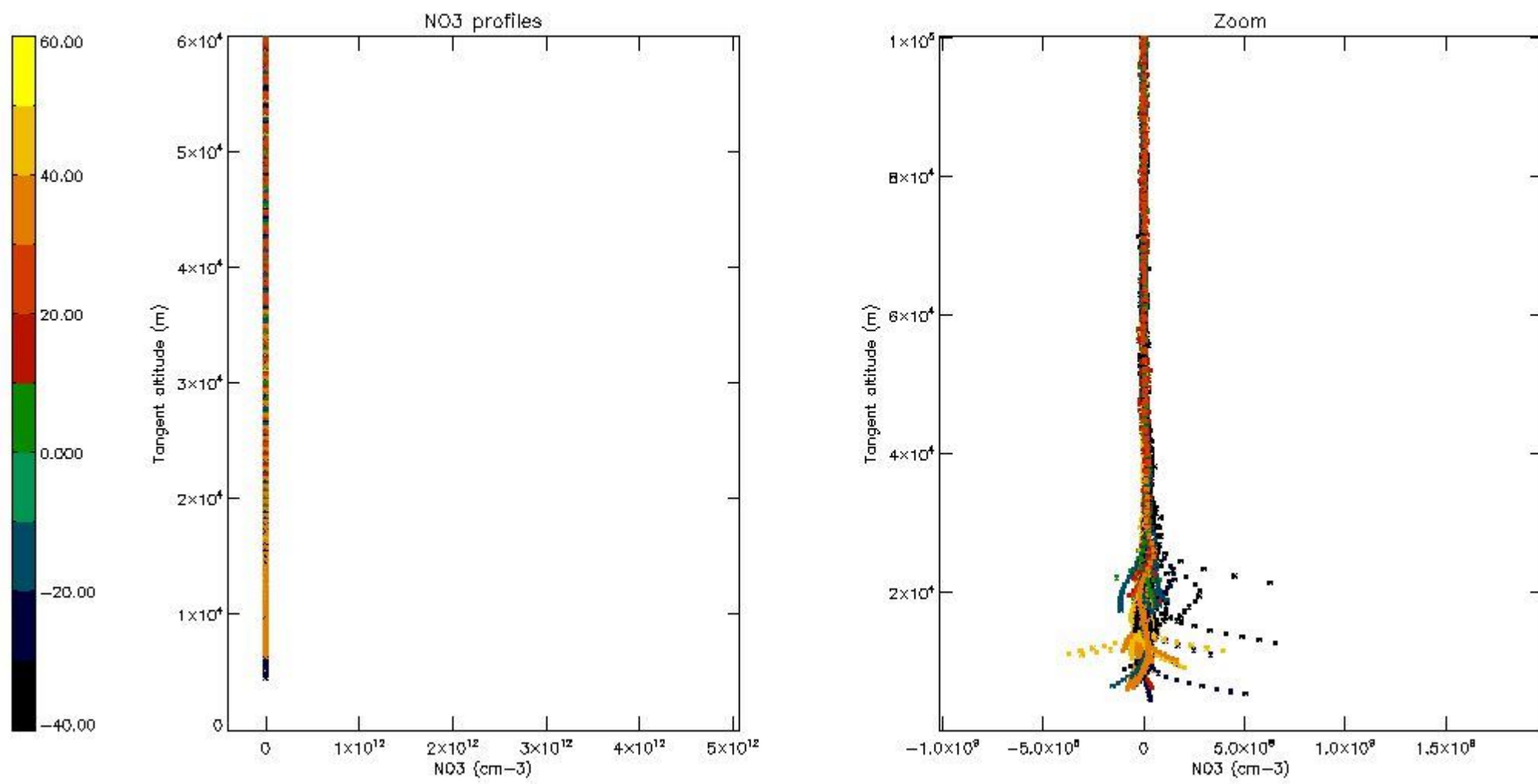
5.6 Plot NO₂ profiles for all STD (dark without errors)

The colorbar represents the latitude.



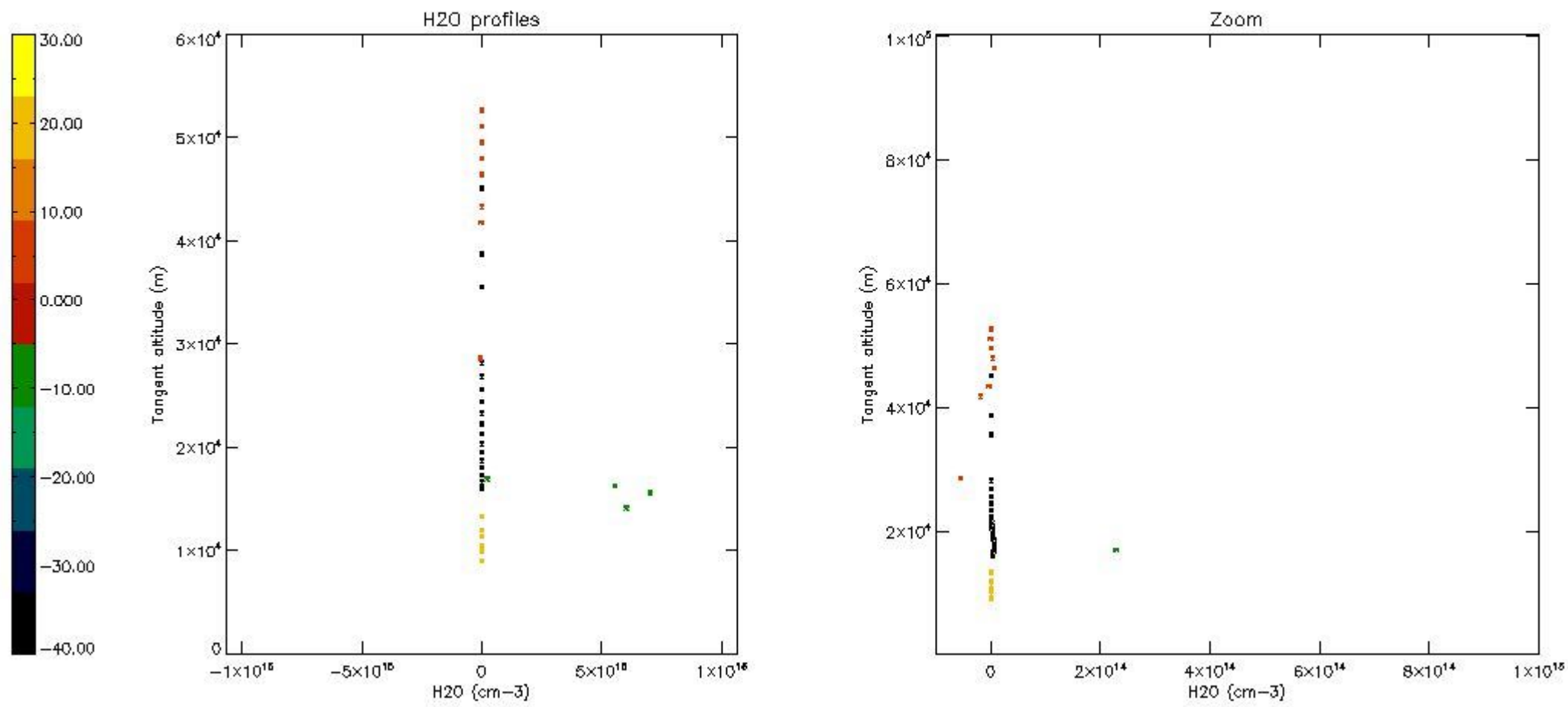
5.7 Plot NO3 profiles for all STD (dark without errors)

The colorbar represents the latitude.



5.8 Plot H2O profiles for all STD (only for occultations of stars 1,2,3,4,13,14,16,26,63 dark without errors)

The colorbar represents the latitude.



6. Auxiliary Data Files used for the production reported in section 2

The number reported in the third column indicates since which file (see list in section 2) the corresponding auxiliary file has been used. The fourth column is the date of those product files.

Type	Auxiliary Filename	Used since product	Used since product date
INST_PHYS_CHARACTERISTICS	GOM_INS_AXVIEC20091111_143220_20030716_120000_20500101_000000	1	26-DEC-2004 06:06:35
LEVEL-2_PROC_CONFIG	GOM_PR2_AXVIEC20091111_152718_20020301_000000_20500101_000000	1	26-DEC-2004 06:06:35
CROSS_SECTIONS_FILE	GOM_CRS_AXVIEC20091111_154832_20020301_000000_20500101_000000	1	26-DEC-2004 06:06:35

GOMOS Level 2 Daily Report

SUMMARY

[1. General Info](#)

[2. Summary of processed GOM_NL_2P products](#)

[3. Level 2 Quality information per product](#)

[3.1 Plot of level 2 quality information per product \(time dependant\)](#)

[3.2 Plot of level 2 quality information per product \(world map\)](#)

[4. Level 1 Quality information per product \(stored on level 2 products\)](#)

[4.1 Plot of level 1 quality information per product \(time dependant\)](#)

[4.1.1 Plot of level 1 quality information per product \(time dependant\): ASCENDING](#)

[4.1.2 Plot of level 1 quality information per product \(time dependant\): DESCENDING](#)

[4.2 Plot of level 1 quality information per product \(world map\)](#)

[4.2.1 Plot of level 1 quality information per product \(world map\): ASCENDING](#)

[4.2.2 Plot of level 1 quality information per product \(world map\): DESCENDING](#)

[5. Ozone profiles based on quality statistics and other trace gas profiles](#)

[5.1 Ozone statistics based on quality of products](#)

[5.2 Plot ozone profiles for all STD \(dark without errors\)](#)

[5.3 Plot ozone profiles where STD < 20% \(dark without errors\)](#)

[5.4. Plot ozone profiles where STD < 10% \(dark without errors\)](#)

[5.5. Plot ozone profiles where STD < 5% \(dark without errors\)](#)

[5.6 Plot NO2 profiles for all STD \(dark without errors\)](#)

[5.7 Plot NO3 profiles for all STD \(dark without errors\)](#)

[5.8 Plot H2O profiles \(only for occultations of stars 1,2,3,4,13,14,16,26,63 dark without errors\) for all STD](#)

[6. Auxiliary Data Files used for the production reported in section 2](#)

This report presents the daily analysis on parameters extracted from GOMOS level 2 data (GOM_NL__2P). It is intended to monitor some important parameters that will impact the quality of these products. A list of level 2 products (and content) that have arrived during the reporting day to the PCF is also given.

Item	Value
Time of report generation	22APR2013 10:54:58
Data source version	GOMOS/6.01
Start time of products	26-12-2004 (26DEC2004 00:00:00)
Stop time of products	27-12-2004 (27DEC2004 00:00:00)
Store outputs in DB	Yes
Nb of level 2 prods	273
Nb of prods with errors	1

2. Summary of processed GOM_NL__2P products.

Nr	Filename	UTC Start time	Limb	Duration	Star Id	Star Name	Star Mag	Star Temp	Nb Meas	Orbit	Prod. error
1	GOM_NL__2PRFIN20041226_060635_000000372033_00177_14760_7444.N1	26-DEC-2004 06:06:35	Bright	37.000	60	7Bet UMi	2.0810	3950.0	74	14760	No
2	GOM_NL__2PRFIN20041226_061014_000000382033_00177_14760_7445.N1	26-DEC-2004 06:10:14	Bright	38.000	119	14Eta Dra	2.7270	4700.0	76	14760	No
3	GOM_NL__2PRFIN20041226_061201_000000402033_00177_14760_7446.N1	26-DEC-2004 06:12:01	Bright	39.500	69	33Gam Dra	2.2310	3800.0	79	14760	No
4	GOM_NL__2PRFIN20041226_061341_000000452033_00177_14760_7447.N1	26-DEC-2004 06:13:41	Bright	44.500	39	85Eta UMa	1.8540	24000.	89	14760	No
5	GOM_NL__2PRFIN20041226_061727_000000422033_00177_14760_7448.N1	26-DEC-2004 06:17:27	Bright	41.500	180	27Gam Boo	3.0400	8000.0	83	14760	No
6	GOM_NL__2PRFIN20041226_062056_000000412033_00177_14760_7449.N1	26-DEC-2004 06:20:56	Bright	40.500	83		2.3780	11000.	81	14760	No
7	GOM_NL__2PRFIN20041226_062443_000000512033_00177_14760_7450.N1	26-DEC-2004 06:24:43	Bright	50.500	111	8Eta Boo	2.6800	6000.0	101	14760	No
8	GOM_NL__2PRFIN20041226_063001_000000792033_00177_14760_7451.N1	26-DEC-2004 06:30:01	Twilight	79.000	138	47Eps Vir	2.8280	4700.0	158	14760	No
9	GOM_NL__2PRFIN20041226_063328_000000462033_00177_14760_7452.N1	26-DEC-2004 06:33:28	Bright	45.500	122	9Alp2Lib	2.7470	9700.0	91	14760	No
10	GOM_NL__2PRFIN20041226_063559_000000652033_00177_14760_7453.N1	26-DEC-2004 06:35:59	Straylight	64.500	15	67Alp Vir	0.97600	28000.	129	14760	No
11	GOM_NL__2PRFIN20041226_064012_000000482033_00177_14760_7454.N1	26-DEC-2004 06:40:12	Dark	48.000	54	5The Cen	2.0550	4500.0	96	14760	No
12	GOM_NL__2PRFIN20041226_064149_000000422033_00177_14760_7455.N1	26-DEC-2004 06:41:49	Dark	42.000	78	Alp Lup	2.3040	28000.	84	14760	No
13	GOM_NL__2PRFIN20041226_064305_000000402033_00177_14760_7456.N1	26-DEC-2004 06:43:05	Dark	40.000	95	Zet Cen	2.5450	26000.	80	14760	No
14	GOM_NL__2PRFIN20041226_064509_000000462033_00177_14760_7457.N1	26-DEC-2004 06:45:09	Dark	46.000	4	Alp1Cen	-0.010000	5800.0	92	14760	No
15	GOM_NL__2PRFIN20041226_064844_000000522033_00178_14761_7444.N1	26-DEC-2004 06:48:44	Dark	51.500	12	Alp1Cru	0.77500	30000.	103	14761	No
16	GOM_NL__2PRFIN20041226_065345_000000402033_00178_14761_7445.N1	26-DEC-2004 06:53:45	Dark	39.500	159	Ups Car	2.9200	7200.0	79	14761	No
17	GOM_NL__2PRFIN20041226_065521_000000422033_00178_14761_7446.N1	26-DEC-2004 06:55:21	Dark	42.000	71	Iot Car	2.2460	7700.0	84	14761	No
18	GOM_NL__2PRFIN20041226_065704_000000502033_00178_14761_7447.N1	26-DEC-2004 06:57:04	Dark	50.000	41	Eps Car	1.8600	4100.0	100	14761	No
19	GOM_NL__2PRFIN20041226_065838_000000582033_00178_14761_7448.N1	26-DEC-2004 06:58:38	Dark	58.000	65	Lam Vel	2.2040	4400.0	116	14761	No
20	GOM_NL__2PRFIN20041226_070130_000000482033_00178_14761_7449.N1	26-DEC-2004 07:01:30	Dark	48.000	2	Alp Car	-0.73600	7000.0	96	14761	No
21	GOM_NL__2PRFIN20041226_070436_000000522033_00178_14761_7450.N1	26-DEC-2004 07:04:36	Dark	52.000	117	Pi Pup	2.7060	3800.0	104	14761	No
22	GOM_NL__2PRFIN20041226_070732_000000522033_00178_14761_7451.N1	26-DEC-2004 07:07:32	Straylight	51.500	23	21Eps CMa	1.5020	26000.	103	14761	No
23	GOM_NL__2PRFIN20041226_070909_000000492033_00178_14761_7452.N1	26-DEC-2004 07:09:09	Straylight	48.500	179	24Omi2CMa	3.0320	24000.	97	14761	No
24	GOM_NL__2PRFIN20041226_071146_000000632033_00178_14761_7453.N1	26-DEC-2004 07:11:46	Straylight	63.000	1	9Alp CMa	-1.4400	11000.	126	14761	No
25	GOM_NL__2PRFIN20041226_071455_000000522033_00178_14761_7454.N1	26-DEC-2004 07:14:55	Straylight	52.000	7	19Bet Ori	0.10000	14000.	104	14761	No
26	GOM_NL__2PRFIN20041226_071653_000000432033_00178_14761_7455.N1	26-DEC-2004 07:16:53	Straylight	43.000	30	46Eps Ori	1.6940	30000.	86	14761	No
27	GOM_NL__2PRFIN20041226_071934_000000582033_00178_14761_7456.N1	26-DEC-2004 07:19:34	Twilight	58.000	14	58Alp Ori	0.87000	3000.0	116	14761	No
28	GOM_NL__2PRFIN20041226_072128_000000932033_00178_14761_7457.N1	26-DEC-2004 07:21:28	Bright	92.500	8	10Alp CMi	0.40000	6500.0	185	14761	No
29	GOM_NL__2PRFIN20041226_072439_000000372033_00178_14761_7458.N1	26-DEC-2004 07:24:39	Bright	37.000	146	25Eta Tau	2.8730	15200.	74	14761	No
30	GOM_NL__2PRFIN20041226_072648_000000412033_00178_14761_7459.N1	26-DEC-2004 07:26:48	Bright	40.500	114	3Iot Aur	2.6930	4600.0	81	14761	No
31	GOM_NL__2PRFIN20041226_072853_000000372033_00178_14761_7460.N1	26-DEC-2004 07:28:53	Bright	36.500	149	45Eps Per	2.8880	30000.	73	14761	No
32	GOM_NL__2PRFIN20041226_073037_000000442033_00178_14761_7461.N1	26-DEC-2004 07:30:37	Bright	43.500	6	13Alp Aur	0.080000	3400.0	87	14761	No
33	GOM_NL__2PRFIN20041226_073309_000000382033_00178_14761_7462.N1	26-DEC-2004 07:33:09	Bright	37.500	160	23Gam Per	2.9300	4700.0	75	14761	No
34	GOM_NL__2PRFIN20041226_073651_000000452033_00178_14761_7463.N1	26-DEC-2004 07:36:51	Bright	44.500	110	37Del Cas	2.6780	8900.0	89	14761	No
35	GOM_NL__2PRFIN20041226_074237_000000372033_00178_14761_7464.N1	26-DEC-2004 07:42:37	Bright	37.000	49	1Alp UMi	1.9900	6300.0	74	14761	No
36	GOM_NL__2PRFIN20041226_074712_000000392033_00178_14761_7465.N1	26-DEC-2004 07:47:12	Bright	38.500	60	7Bet UMi	2.0810	3950.0	77	14761	No
37	GOM_NL__2PRFIN20041226_075051_000000382033_00178_14761_7466.N1	26-DEC-2004 07:50:51	Bright	37.500	119	14Eta Dra	2.7270	4700.0	75	14761	No
38	GOM_NL__2PRFIN20041226_075237_000000412033_00178_14761_7467.N1	26-DEC-2004 07:52:37	Bright	40.500	69	33Gam Dra	2.2310	3800.0	81	14761	No
39	GOM_NL__2PRFIN20041226_075416_000000462033_00178_14761_7468.N1	26-DEC-2004 07:54:16	Bright	45.500	39	85Eta UMa	1.8540	24000.	91	14761	No
40	GOM_NL__2PRFIN20041226_075802_000000412033_00178_14761_7469.N1	26-DEC-2004 07:58:02	Bright	41.000	180	27Gam Boo	3.0400	8000.0	82	14761	No
41	GOM_NL__2PRFIN20041226_080132_000000422033_00178_14761_7470.N1	26-DEC-2004 08:01:32	Bright	42.000	83		2.3780	11000.	84	14761	No
42	GOM_NL__2PRFIN20041226_080519_000000512033_00178_14761_7471.N1	26-DEC-2004 08:05:19	Bright	51.000	111	8Eta Boo	2.6800	6000.0	102	14761	No

43	GOM_NL__2PRFIN20041226_081038_000000792033_00178_14761_7472.N1	26-DEC-2004 08:10:38	Twilight	78.500	138	47Eps Vir	2.8280	4700.0	157	14761	No
44	GOM_NL__2PRFIN20041226_081406_000000442033_00178_14761_7473.N1	26-DEC-2004 08:14:06	Bright	43.500	122	9Alp2Lib	2.7470	9700.0	87	14761	No
45	GOM_NL__2PRFIN20041226_081636_000000622033_00178_14761_7474.N1	26-DEC-2004 08:16:36	Straylight	61.500	15	67Alp Vir	0.97600	28000.	123	14761	No
46	GOM_NL__2PRFIN20041226_082049_000000462033_00178_14761_7475.N1	26-DEC-2004 08:20:49	Dark	46.000	54	5The Cen	2.0550	4500.0	92	14761	No
47	GOM_NL__2PRFIN20041226_082226_000000402033_00178_14761_7476.N1	26-DEC-2004 08:22:26	Dark	39.500	78	Alp Lup	2.3040	28000.	79	14761	No
48	GOM_NL__2PRFIN20041226_082342_000000412033_00178_14761_7477.N1	26-DEC-2004 08:23:42	Dark	40.500	95	Zet Cen	2.5450	26000.	81	14761	No
49	GOM_NL__2PRFIN20041226_082547_000000522033_00178_14761_7478.N1	26-DEC-2004 08:25:47	Dark	52.000	4	Alp1Cen	-0.010000	5800.0	104	14761	No
50	GOM_NL__2PRFIN20041226_082921_000000452033_00179_14762_7444.N1	26-DEC-2004 08:29:21	Dark	44.500	12	Alp1Cru	0.77500	30000.	89	14762	No
51	GOM_NL__2PRFIN20041226_083422_000000392033_00179_14762_7445.N1	26-DEC-2004 08:34:22	Dark	39.000	159	Ups Car	2.9200	7200.0	78	14762	No
52	GOM_NL__2PRFIN20041226_083558_000000422033_00179_14762_7446.N1	26-DEC-2004 08:35:58	Dark	42.000	71	lot Car	2.2460	7700.0	84	14762	No
53	GOM_NL__2PRFIN20041226_083740_000000472033_00179_14762_7447.N1	26-DEC-2004 08:37:40	Dark	47.000	41	Eps Car	1.8600	4100.0	94	14762	No
54	GOM_NL__2PRFIN20041226_083915_000000602033_00179_14762_7448.N1	26-DEC-2004 08:39:15	Dark	59.500	65	Lam Vel	2.2040	4400.0	119	14762	No
55	GOM_NL__2PRFIN20041226_084207_000000462033_00179_14762_7449.N1	26-DEC-2004 08:42:07	Dark	45.500	2	Alp Car	-0.73600	7000.0	91	14762	No
56	GOM_NL__2PRFIN20041226_084512_000000512033_00179_14762_7450.N1	26-DEC-2004 08:45:12	Dark	51.000	117	Pi Pup	2.7060	3800.0	102	14762	No
57	GOM_NL__2PRFIN20041226_084808_000000532033_00179_14762_7451.N1	26-DEC-2004 08:48:08	Straylight	52.500	23	21Eps CMa	1.5020	26000.	105	14762	No
58	GOM_NL__2PRFIN20041226_084945_000000472033_00179_14762_7452.N1	26-DEC-2004 08:49:45	Straylight	46.500	179	24Omi2CMa	3.0320	24000.	93	14762	No
59	GOM_NL__2PRFIN20041226_085222_000000582033_00179_14762_7453.N1	26-DEC-2004 08:52:22	Straylight	58.000	1	9Alp CMa	-1.4400	11000.	116	14762	No
60	GOM_NL__2PRFIN20041226_085531_000000522033_00179_14762_7454.N1	26-DEC-2004 08:55:31	Straylight	52.000	7	19Bet Ori	0.10000	14000.	104	14762	No
61	GOM_NL__2PRFIN20041226_085729_000000432033_00179_14762_7455.N1	26-DEC-2004 08:57:29	Straylight	42.500	30	46Eps Ori	1.6940	30000.	85	14762	No
62	GOM_NL__2PRFIN20041226_090010_000000522033_00179_14762_7456.N1	26-DEC-2004 09:00:10	Twilight	52.000	14	58Alp Ori	0.87000	3000.0	104	14762	No
63	GOM_NL__2PRFIN20041226_090203_000000802033_00179_14762_7457.N1	26-DEC-2004 09:02:03	Bright	79.500	8	10Alp CMi	0.40000	6500.0	159	14762	No
64	GOM_NL__2PRFIN20041226_090515_000000372033_00179_14762_7458.N1	26-DEC-2004 09:05:15	Bright	36.500	146	25Eta Tau	2.8730	15200.	73	14762	No
65	GOM_NL__2PRFIN20041226_090724_000000402033_00179_14762_7459.N1	26-DEC-2004 09:07:24	Bright	39.500	114	3lot Aur	2.6930	4600.0	79	14762	No
66	GOM_NL__2PRFIN20041226_090929_000000352033_00179_14762_7460.N1	26-DEC-2004 09:09:29	Bright	35.000	149	45Eps Per	2.8880	30000.	70	14762	No
67	GOM_NL__2PRFIN20041226_091113_000000442033_00179_14762_7461.N1	26-DEC-2004 09:11:13	Bright	44.000	6	13Alp Aur	0.080000	3400.0	88	14762	No
68	GOM_NL__2PRFIN20041226_091345_000000372033_00179_14762_7462.N1	26-DEC-2004 09:13:45	Bright	36.500	160	23Gam Per	2.9300	4700.0	73	14762	No
69	GOM_NL__2PRFIN20041226_091728_000000382033_00179_14762_7463.N1	26-DEC-2004 09:17:28	Bright	38.000	110	37Del Cas	2.6780	8900.0	76	14762	No
70	GOM_NL__2PRFIN20041226_092313_000000362033_00179_14762_7464.N1	26-DEC-2004 09:23:13	Bright	35.500	49	1Alp UMi	1.9900	6300.0	71	14762	No
71	GOM_NL__2PRFIN20041226_092747_000000402033_00179_14762_7465.N1	26-DEC-2004 09:27:47	Bright	40.000	60	7Bet UMi	2.0810	3950.0	80	14762	No
72	GOM_NL__2PRFIN20041226_093127_000000382033_00179_14762_7466.N1	26-DEC-2004 09:31:27	Bright	38.000	119	14Eta Dra	2.7270	4700.0	76	14762	No
73	GOM_NL__2PRFIN20041226_093313_000000392033_00179_14762_7467.N1	26-DEC-2004 09:33:13	Bright	39.000	69	33Gam Dra	2.2310	3800.0	78	14762	No
74	GOM_NL__2PRFIN20041226_093452_000000422033_00179_14762_7468.N1	26-DEC-2004 09:34:52	Bright	41.500	39	85Eta UMa	1.8540	24000.	83	14762	No
75	GOM_NL__2PRFIN20041226_093839_000000422033_00179_14762_7469.N1	26-DEC-2004 09:38:39	Bright	41.500	180	27Gam Boo	3.0400	8000.0	83	14762	No
76	GOM_NL__2PRFIN20041226_094208_000000472033_00179_14762_7470.N1	26-DEC-2004 09:42:08	Bright	47.000	83		2.3780	11000.	94	14762	No
77	GOM_NL__2PRFIN20041226_094556_000000522033_00179_14762_7471.N1	26-DEC-2004 09:45:56	Bright	51.500	111	8Eta Boo	2.6800	6000.0	103	14762	No
78	GOM_NL__2PRFIN20041226_095115_000000792033_00179_14762_7472.N1	26-DEC-2004 09:51:15	Twilight	79.000	138	47Eps Vir	2.8280	4700.0	158	14762	No
79	GOM_NL__2PRFIN20041226_095442_000000442033_00179_14762_7473.N1	26-DEC-2004 09:54:42	Bright	43.500	122	9Alp2Lib	2.7470	9700.0	87	14762	No
80	GOM_NL__2PRFIN20041226_095714_000000622033_00179_14762_7474.N1	26-DEC-2004 09:57:14	Straylight	61.500	15	67Alp Vir	0.97600	28000.	123	14762	No
81	GOM_NL__2PRFIN20041226_100126_000000512033_00179_14762_7475.N1	26-DEC-2004 10:01:26	Dark	50.500	54	5The Cen	2.0550	4500.0	101	14762	No
82	GOM_NL__2PRFIN20041226_100302_000000422033_00179_14762_7476.N1	26-DEC-2004 10:03:02	Dark	41.500	78	Alp Lup	2.3040	28000.	83	14762	No
83	GOM_NL__2PRFIN20041226_100418_000000412033_00179_14762_7477.N1	26-DEC-2004 10:04:18	Dark	41.000	95	Zet Cen	2.5450	26000.	82	14762	No
84	GOM_NL__2PRFIN20041226_100623_000000442033_00179_14762_7478.N1	26-DEC-2004 10:06:23	Dark	43.500	4	Alp1Cen	-0.010000	5800.0	87	14762	No
85	GOM_NL__2PRFIN20041226_100958_000000442033_00180_14763_7444.N1	26-DEC-2004 10:09:58	Dark	43.500	12	Alp1Cru	0.77500	30000.	87	14763	No
86	GOM_NL__2PRFIN20041226_101458_000000402033_00180_14763_7445.N1	26-DEC-2004 10:14:58	Dark	39.500	159	Ups Car	2.9200	7200.0	79	14763	No
87	GOM_NL__2PRFIN20041226_101634_000000432033_00180_14763_7446.N1	26-DEC-2004 10:16:34	Dark	43.000	71	lot Car	2.2460	7700.0	86	14763	No
88	GOM_NL__2PRFIN20041226_101817_000000532033_00180_14763_7447.N1	26-DEC-2004 10:18:17	Dark	53.000	41	Eps Car	1.8600	4100.0	106	14763	No
89	GOM_NL__2PRFIN20041226_101952_000000632033_00180_14763_7448.N1	26-DEC-2004 10:19:52	Dark	62.500	65	Lam Vel	2.2040	4400.0	125	14763	No
90	GOM_NL__2PRFIN20041226_102243_000000522033_00180_14763_7449.N1	26-DEC-2004 10:22:43	Dark	52.000	2	Alp Car	-0.73600	7000.0	104	14763	No
91	GOM_NL__2PRFIN20041226_102548_000000552033_00180_14763_7450.N1	26-DEC-2004 10:25:48	Dark	55.000	117	Pi Pup	2.7060	3800.0	110	14763	No
92	GOM_NL__2PRFIN20041226_102845_000000522033_00180_14763_7451.N1	26-DEC-2004 10:28:45	Straylight	51.500	23	21Eps CMa	1.5020	26000.	103	14763	No
93	GOM_NL__2PRFIN20041226_103022_000000492033_00180_14763_7452.N1	26-DEC-2004 10:30:22	Straylight	49.000	179	24Omi2CMa	3.0320	24000.	98	14763	No
94	GOM_NL__2PRFIN20041226_103259_000000602033_00180_14763_7453.N1	26-DEC-2004 10:32:59	Straylight	59.500	1	9Alp CMa	-1.4400	11000.	119	14763	No
95	GOM_NL__2PRFIN20041226_103607_000000492033_00180_14763_7454.N1	26-DEC-2004 10:36:07	Straylight	49.000	7	19Bet Ori	0.10000	14000.	98	14763	No
96	GOM_NL__2PRFIN20041226_103804_000000472033_00180_14763_7455.N1	26-DEC-2004 10:38:04	Straylight	46.500	30	46Eps Ori	1.6940	30000.	93	14763	No
97	GOM_NL__2PRFIN20041226_104046_000000522033_00180_14763_7456.N1	26-DEC-2004 10:40:46	Twilight	52.000	14	58Alp Ori	0.87000	3000.0	104	14763	No
98	GOM_NL__2PRFIN20041226_104239_000000902033_00180_14763_7457.N1	26-DEC-2004 10:42:39	Bright	90.000	8	10Alp CMi	0.40000	6500.0	180	14763	No
99	GOM_NL__2PRFIN20041226_104552_000000372033_00180_14763_7458.N1	26-DEC-2004 10:45:52	Bright	36.500	146	25Eta Tau	2.8730	15200.	73	14763	No
100	GOM_NL__2PRFIN20041226_104800_000000402033_00180_14763_7459.N1	26-DEC-2004 10:48:00	Bright	39.500	114	3lot Aur	2.6930	4600.0	79	14763	No
101	GOM_NL__2PRFIN20041226_105005_000000362033_00180_14763_7460.N1	26-DEC-2004 10:50:05	Bright	36.000	149	45Eps Per	2.8880	30000.	72	14763	No

102	GOM_NL__2PRFIN20041226_105148_000000422033_00180_14763_7461.N1	26-DEC-2004 10:51:48	Bright	41.500	6	13Alp Aur	0.080000	3400.0	83	14763	No
103	GOM_NL__2PRFIN20041226_105421_000000372033_00180_14763_7462.N1	26-DEC-2004 10:54:21	Bright	37.000	160	23Gam Per	2.9300	4700.0	74	14763	No
104	GOM_NL__2PRFIN20041226_105804_000000392033_00180_14763_7463.N1	26-DEC-2004 10:58:04	Bright	39.000	110	37Del Cas	2.6780	8900.0	78	14763	No
105	GOM_NL__2PRFIN20041226_110348_000000372033_00180_14763_7464.N1	26-DEC-2004 11:03:48	Bright	37.000	49	1Alp UMi	1.9900	6300.0	74	14763	No
106	GOM_NL__2PRFIN20041226_121058_000000512033_00181_14764_7444.N1	26-DEC-2004 12:10:58	Dark	50.500	179	24Omi2CMa	3.0320	24000.	101	14764	Yes
107	GOM_NL__2PRFIN20041226_121334_000000632033_00181_14764_7445.N1	26-DEC-2004 12:13:34	Straylight	63.000	1	9Alp CMa	-1.4400	11000.	126	14764	No
108	GOM_NL__2PRFIN20041226_121642_000000472033_00181_14764_7446.N1	26-DEC-2004 12:16:42	Straylight	46.500	7	19Bet Ori	0.10000	14000.	93	14764	No
109	GOM_NL__2PRFIN20041226_121840_000000452033_00181_14764_7447.N1	26-DEC-2004 12:18:40	Straylight	45.000	30	46Eps Ori	1.6940	30000.	90	14764	No
110	GOM_NL__2PRFIN20041226_122121_000000582033_00181_14764_7448.N1	26-DEC-2004 12:21:21	Twi_and_stray	58.000	14	58Alp Ori	0.87000	3000.0	116	14764	No
111	GOM_NL__2PRFIN20041226_122313_000000952033_00181_14764_7449.N1	26-DEC-2004 12:23:13	Bright	95.000	8	10Alp CMi	0.40000	6500.0	190	14764	No
112	GOM_NL__2PRFIN20041226_122627_000000372033_00181_14764_7450.N1	26-DEC-2004 12:26:27	Bright	36.500	146	25Eta Tau	2.8730	15200.	73	14764	No
113	GOM_NL__2PRFIN20041226_122835_000000392033_00181_14764_7451.N1	26-DEC-2004 12:28:35	Bright	39.000	114	3Iot Aur	2.6930	4600.0	78	14764	No
114	GOM_NL__2PRFIN20041226_123040_000000362033_00181_14764_7452.N1	26-DEC-2004 12:30:40	Bright	36.000	149	45Eps Per	2.8880	30000.	72	14764	No
115	GOM_NL__2PRFIN20041226_123224_000000412033_00181_14764_7453.N1	26-DEC-2004 12:32:24	Bright	41.000	6	13Alp Aur	0.080000	3400.0	82	14764	No
116	GOM_NL__2PRFIN20041226_123457_000000382033_00181_14764_7454.N1	26-DEC-2004 12:34:57	Bright	38.000	160	23Gam Per	2.9300	4700.0	76	14764	No
117	GOM_NL__2PRFIN20041226_123840_000000382033_00181_14764_7455.N1	26-DEC-2004 12:38:40	Bright	37.500	110	37Del Cas	2.6780	8900.0	75	14764	No
118	GOM_NL__2PRFIN20041226_124424_000000372033_00181_14764_7456.N1	26-DEC-2004 12:44:24	Bright	37.000	49	1Alp UMi	1.9900	6300.0	74	14764	No
119	GOM_NL__2PRFIN20041226_124859_000000392033_00181_14764_7457.N1	26-DEC-2004 12:48:59	Bright	39.000	60	7Bet UMi	2.0810	3950.0	78	14764	No
120	GOM_NL__2PRFIN20041226_125238_000000382033_00181_14764_7458.N1	26-DEC-2004 12:52:38	Bright	38.000	119	14Eta Dra	2.7270	4700.0	76	14764	No
121	GOM_NL__2PRFIN20041226_125425_000000392033_00181_14764_7459.N1	26-DEC-2004 12:54:25	Bright	38.500	69	33Gam Dra	2.2310	3800.0	77	14764	No
122	GOM_NL__2PRFIN20041226_125603_000000462033_00181_14764_7460.N1	26-DEC-2004 12:56:03	Bright	46.000	39	85Eta UMa	1.8540	24000.	92	14764	No
123	GOM_NL__2PRFIN20041226_125950_000000422033_00181_14764_7461.N1	26-DEC-2004 12:59:50	Bright	41.500	180	27Gam Boo	3.0400	8000.0	83	14764	No
124	GOM_NL__2PRFIN20041226_130320_000000442033_00181_14764_7462.N1	26-DEC-2004 13:03:20	Bright	43.500	83		2.3780	11000.	87	14764	No
125	GOM_NL__2PRFIN20041226_130709_000000522033_00181_14764_7463.N1	26-DEC-2004 13:07:09	Bright	51.500	111	8Eta Boo	2.6800	6000.0	103	14764	No
126	GOM_NL__2PRFIN20041226_131229_000000782033_00181_14764_7464.N1	26-DEC-2004 13:12:29	Twi_and_stray	78.000	138	47Eps Vir	2.8280	4700.0	156	14764	No
127	GOM_NL__2PRFIN20041226_131555_000000432033_00181_14764_7465.N1	26-DEC-2004 13:15:55	Bright	42.500	122	9Alp2Lib	2.7470	9700.0	85	14764	No
128	GOM_NL__2PRFIN20041226_131828_000000642033_00181_14764_7466.N1	26-DEC-2004 13:18:28	Straylight	64.000	15	67Alp Vir	0.97600	28000.	128	14764	No
129	GOM_NL__2PRFIN20041226_132239_000000462033_00181_14764_7467.N1	26-DEC-2004 13:22:39	Dark	45.500	54	5The Cen	2.0550	4500.0	91	14764	No
130	GOM_NL__2PRFIN20041226_132414_000000422033_00181_14764_7468.N1	26-DEC-2004 13:24:14	Dark	41.500	78	Alp Lup	2.3040	28000.	83	14764	No
131	GOM_NL__2PRFIN20041226_132531_000000412033_00181_14764_7469.N1	26-DEC-2004 13:25:31	Dark	40.500	95	Zet Cen	2.5450	26000.	81	14764	No
132	GOM_NL__2PRFIN20041226_132735_000000522033_00181_14764_7470.N1	26-DEC-2004 13:27:35	Dark	51.500	4	Alp1Cen	-0.010000	5800.0	103	14764	No
133	GOM_NL__2PRFIN20041226_133110_000000432033_00182_14765_7444.N1	26-DEC-2004 13:31:10	Dark	43.000	12	Alp1Cru	0.77500	30000.	86	14765	No
134	GOM_NL__2PRFIN20041226_133637_000000412033_00182_14765_7445.N1	26-DEC-2004 13:36:37	Dark	41.000	29	Bet Car	1.6720	10200.	82	14765	No
135	GOM_NL__2PRFIN20041226_133812_000000442033_00182_14765_7446.N1	26-DEC-2004 13:38:12	Dark	44.000	91	Kap Vel	2.4900	26000.	88	14765	No
136	GOM_NL__2PRFIN20041226_133940_000000452033_00182_14765_7447.N1	26-DEC-2004 13:39:40	Dark	45.000	46	Del Vel	1.9540	10600.	90	14765	No
137	GOM_NL__2PRFIN20041226_134105_000000632033_00182_14765_7448.N1	26-DEC-2004 13:41:05	Dark	62.500	65	Lam Vel	2.2040	4400.0	125	14765	No
138	GOM_NL__2PRFIN20041226_134354_000000512033_00182_14765_7449.N1	26-DEC-2004 13:43:54	Dark	51.000	2	Alp Car	-0.73600	7000.0	102	14765	No
139	GOM_NL__2PRFIN20041226_134701_000000532033_00182_14765_7450.N1	26-DEC-2004 13:47:01	Dark	52.500	117	Pi Pup	2.7060	3800.0	105	14765	No
140	GOM_NL__2PRFIN20041226_134956_000000522033_00182_14765_7451.N1	26-DEC-2004 13:49:56	Straylight	52.000	23	21Eps CMa	1.5020	26000.	104	14765	No
141	GOM_NL__2PRFIN20041226_135133_000000512033_00182_14765_7452.N1	26-DEC-2004 13:51:33	Straylight	51.000	179	24Omi2CMa	3.0320	24000.	102	14765	No
142	GOM_NL__2PRFIN20041226_135410_000000562033_00182_14765_7453.N1	26-DEC-2004 13:54:10	Straylight	55.500	1	9Alp CMa	-1.4400	11000.	111	14765	No
143	GOM_NL__2PRFIN20041226_135719_000000532033_00182_14765_7454.N1	26-DEC-2004 13:57:19	Straylight	52.500	7	19Bet Ori	0.10000	14000.	105	14765	No
144	GOM_NL__2PRFIN20041226_135916_000000452033_00182_14765_7455.N1	26-DEC-2004 13:59:16	Straylight	45.000	30	46Eps Ori	1.6940	30000.	90	14765	No
145	GOM_NL__2PRFIN20041226_140157_000000542033_00182_14765_7456.N1	26-DEC-2004 14:01:57	Twi_and_stray	54.000	14	58Alp Ori	0.87000	3000.0	108	14765	No
146	GOM_NL__2PRFIN20041226_140348_000000892033_00182_14765_7457.N1	26-DEC-2004 14:03:48	Bright	89.000	8	10Alp CMi	0.40000	6500.0	178	14765	No
147	GOM_NL__2PRFIN20041226_140704_000000362033_00182_14765_7458.N1	26-DEC-2004 14:07:04	Bright	36.000	146	25Eta Tau	2.8730	15200.	72	14765	No
148	GOM_NL__2PRFIN20041226_140911_000000412033_00182_14765_7459.N1	26-DEC-2004 14:09:11	Bright	41.000	114	3Iot Aur	2.6930	4600.0	82	14765	No
149	GOM_NL__2PRFIN20041226_141116_000000362033_00182_14765_7460.N1	26-DEC-2004 14:11:16	Bright	36.000	149	45Eps Per	2.8880	30000.	72	14765	No
150	GOM_NL__2PRFIN20041226_141259_000000442033_00182_14765_7461.N1	26-DEC-2004 14:12:59	Bright	44.000	6	13Alp Aur	0.080000	3400.0	88	14765	No
151	GOM_NL__2PRFIN20041226_141533_000000382033_00182_14765_7462.N1	26-DEC-2004 14:15:33	Bright	38.000	160	23Gam Per	2.9300	4700.0	76	14765	No
152	GOM_NL__2PRFIN20041226_141916_000000392033_00182_14765_7463.N1	26-DEC-2004 14:19:16	Bright	38.500	110	37Del Cas	2.6780	8900.0	77	14765	No
153	GOM_NL__2PRFIN20041226_142500_000000382033_00182_14765_7464.N1	26-DEC-2004 14:25:00	Bright	38.000	49	1Alp UMi	1.9900	6300.0	76	14765	No
154	GOM_NL__2PRFIN20041226_142840_000000502033_00182_14765_7465.N1	26-DEC-2004 14:28:40	Bright	50.000	36	50Alp UMa	1.8000	6300.0	100	14765	No
155	GOM_NL__2PRFIN20041226_143315_000000382033_00182_14765_7466.N1	26-DEC-2004 14:33:15	Bright	37.500	119	14Eta Dra	2.7270	4700.0	75	14765	No
156	GOM_NL__2PRFIN20041226_143502_000000382033_00182_14765_7467.N1	26-DEC-2004 14:35:02	Bright	37.500	69	33Gam Dra	2.2310	3800.0	75	14765	No
157	GOM_NL__2PRFIN20041226_143639_000000442033_00182_14765_7468.N1	26-DEC-2004 14:36:39	Bright	44.000	39	85Eta UMa	1.8540	24000.	88	14765	No
158	GOM_NL__2PRFIN20041226_144027_000000422033_00182_14765_7469.N1	26-DEC-2004 14:40:27	Bright	41.500	180	27Gam Boo	3.0400	8000.0	83	14765	No
159	GOM_NL__2PRFIN20041226_144356_000000432033_00182_14765_7470.N1	26-DEC-2004 14:43:56	Bright	43.000	83		2.3780	11000.	86	14765	No
160	GOM_NL__2PRFIN20041226_144745_000000532033_00182_14765_7471.N1	26-DEC-2004 14:47:45	Bright	52.500	111	8Eta Boo	2.6800	6000.0	105	14765	No

161	GOM_NL__2PRFIN20041226_145306_000000772033_00182_14765_7472.N1	26-DEC-2004 14:53:06	Twilight	77.000	138	47Eps Vir	2.8280	4700.0	154	14765	No
162	GOM_NL__2PRFIN20041226_145631_000000432033_00182_14765_7473.N1	26-DEC-2004 14:56:31	Bright	43.000	122	9Alp2Lib	2.7470	9700.0	86	14765	No
163	GOM_NL__2PRFIN20041226_145905_000000682033_00182_14765_7474.N1	26-DEC-2004 14:59:05	Straylight	67.500	15	67Alp Vir	0.97600	28000.	135	14765	No
164	GOM_NL__2PRFIN20041226_150315_000000452033_00182_14765_7475.N1	26-DEC-2004 15:03:15	Dark	45.000	54	5The Cen	2.0550	4500.0	90	14765	No
165	GOM_NL__2PRFIN20041226_150605_000000642033_00182_14765_7476.N1	26-DEC-2004 15:06:05	Dark	63.500	106	9Bet Crv	2.6480	5600.0	127	14765	No
166	GOM_NL__2PRFIN20041226_150845_000000502033_00183_14766_7444.N1	26-DEC-2004 15:08:45	Dark	50.000	10	Bet Cen	0.61000	28000.	100	14766	No
167	GOM_NL__2PRFIN20041226_151146_000000422033_00183_14766_7445.N1	26-DEC-2004 15:11:46	Dark	42.000	12	Alp1Cru	0.77500	30000.	84	14766	No
168	GOM_NL__2PRFIN20041226_151713_000000412033_00183_14766_7446.N1	26-DEC-2004 15:17:13	Dark	40.500	29	Bet Car	1.6720	10200.	81	14766	No
169	GOM_NL__2PRFIN20041226_151846_000000462033_00183_14766_7447.N1	26-DEC-2004 15:18:46	Dark	46.000	91	Kap Vel	2.4900	26000.	92	14766	No
170	GOM_NL__2PRFIN20041226_152016_000000452033_00183_14766_7448.N1	26-DEC-2004 15:20:16	Dark	44.500	46	Del Vel	1.9540	10600.	89	14766	No
171	GOM_NL__2PRFIN20041226_152141_000000662033_00183_14766_7449.N1	26-DEC-2004 15:21:41	Dark	65.500	65	Lam Vel	2.2040	4400.0	131	14766	No
172	GOM_NL__2PRFIN20041226_152429_000000512033_00183_14766_7450.N1	26-DEC-2004 15:24:29	Dark	51.000	2	Alp Car	-0.73600	7000.0	102	14766	No
173	GOM_NL__2PRFIN20041226_152737_000000532033_00183_14766_7451.N1	26-DEC-2004 15:27:37	Dark	52.500	117	Pi Pup	2.7060	3800.0	105	14766	No
174	GOM_NL__2PRFIN20041226_153032_000000542033_00183_14766_7452.N1	26-DEC-2004 15:30:32	Straylight	54.000	23	21Eps CMa	1.5020	26000.	108	14766	No
175	GOM_NL__2PRFIN20041226_153209_000000512033_00183_14766_7453.N1	26-DEC-2004 15:32:09	Straylight	50.500	179	24Omi2Cma	3.0320	24000.	101	14766	No
176	GOM_NL__2PRFIN20041226_153446_000000612033_00183_14766_7454.N1	26-DEC-2004 15:34:46	Straylight	61.000	1	9Alp CMa	-1.4400	11000.	122	14766	No
177	GOM_NL__2PRFIN20041226_153754_000000472033_00183_14766_7455.N1	26-DEC-2004 15:37:54	Straylight	46.500	7	19Bet Ori	0.10000	14000.	93	14766	No
178	GOM_NL__2PRFIN20041226_153952_000000462033_00183_14766_7456.N1	26-DEC-2004 15:39:52	Straylight	45.500	30	46Eps Ori	1.6940	30000.	91	14766	No
179	GOM_NL__2PRFIN20041226_154233_000000552033_00183_14766_7457.N1	26-DEC-2004 15:42:33	Twilight	55.000	14	58Alp Ori	0.87000	3000.0	110	14766	No
180	GOM_NL__2PRFIN20041226_154423_000000892033_00183_14766_7458.N1	26-DEC-2004 15:44:23	Bright	88.500	8	10Alp CMi	0.40000	6500.0	177	14766	No
181	GOM_NL__2PRFIN20041226_154739_000000382033_00183_14766_7459.N1	26-DEC-2004 15:47:39	Bright	37.500	146	25Eta Tau	2.8730	15200.	75	14766	No
182	GOM_NL__2PRFIN20041226_154947_000000412033_00183_14766_7460.N1	26-DEC-2004 15:49:47	Bright	40.500	114	3Iot Aur	2.6930	4600.0	81	14766	No
183	GOM_NL__2PRFIN20041226_155152_000000372033_00183_14766_7461.N1	26-DEC-2004 15:51:52	Bright	36.500	149	45Eps Per	2.8880	30000.	73	14766	No
184	GOM_NL__2PRFIN20041226_155335_000000432033_00183_14766_7462.N1	26-DEC-2004 15:53:35	Bright	43.000	6	13Alp Aur	0.080000	3400.0	86	14766	No
185	GOM_NL__2PRFIN20041226_155609_000000372033_00183_14766_7463.N1	26-DEC-2004 15:56:09	Bright	36.500	160	23Gam Per	2.9300	4700.0	73	14766	No
186	GOM_NL__2PRFIN20041226_155952_000000402033_00183_14766_7464.N1	26-DEC-2004 15:59:52	Bright	39.500	110	37Del Cas	2.6780	8900.0	79	14766	No
187	GOM_NL__2PRFIN20041226_160536_000000362033_00183_14766_7465.N1	26-DEC-2004 16:05:36	Bright	36.000	49	1Alp UMi	1.9900	6300.0	72	14766	No
188	GOM_NL__2PRFIN20041226_160915_000000512033_00183_14766_7466.N1	26-DEC-2004 16:09:15	Bright	51.000	36	50Alp UMa	1.8000	6300.0	102	14766	No
189	GOM_NL__2PRFIN20041226_161350_000000392033_00183_14766_7467.N1	26-DEC-2004 16:13:50	Bright	39.000	119	14Eta Dra	2.7270	4700.0	78	14766	No
190	GOM_NL__2PRFIN20041226_161538_000000362033_00183_14766_7468.N1	26-DEC-2004 16:15:38	Bright	36.000	69	33Gam Dra	2.2310	3800.0	72	14766	No
191	GOM_NL__2PRFIN20041226_161714_000000462033_00183_14766_7469.N1	26-DEC-2004 16:17:14	Bright	45.500	39	85Eta UMa	1.8540	24000.	91	14766	No
192	GOM_NL__2PRFIN20041226_162103_000000592033_00183_14766_7470.N1	26-DEC-2004 16:21:03	Bright	59.000	180	27Gam Boo	3.0400	8000.0	118	14766	No
193	GOM_NL__2PRFIN20041226_162432_000000582033_00183_14766_7471.N1	26-DEC-2004 16:24:32	Bright	58.000	83		2.3780	11000.	116	14766	No
194	GOM_NL__2PRFIN20041226_162822_000000512033_00183_14766_7472.N1	26-DEC-2004 16:28:22	Bright	50.500	111	8Eta Boo	2.6800	6000.0	101	14766	No
195	GOM_NL__2PRFIN20041226_163343_000000782033_00183_14766_7473.N1	26-DEC-2004 16:33:43	Twilight	78.000	138	47Eps Vir	2.8280	4700.0	156	14766	No
196	GOM_NL__2PRFIN20041226_163708_000000422033_00183_14766_7474.N1	26-DEC-2004 16:37:08	Bright	41.500	122	9Alp2Lib	2.7470	9700.0	83	14766	No
197	GOM_NL__2PRFIN20041226_163942_000000592033_00183_14766_7475.N1	26-DEC-2004 16:39:42	Straylight	59.000	15	67Alp Vir	0.97600	28000.	118	14766	No
198	GOM_NL__2PRFIN20041226_164352_000000512033_00183_14766_7476.N1	26-DEC-2004 16:43:52	Dark	51.000	54	5The Cen	2.0550	4500.0	102	14766	No
199	GOM_NL__2PRFIN20041226_164642_000000632033_00183_14766_7477.N1	26-DEC-2004 16:46:42	Dark	62.500	106	9Bet Crv	2.6480	5600.0	125	14766	No
200	GOM_NL__2PRFIN20041226_164922_000000422033_00184_14767_7444.N1	26-DEC-2004 16:49:22	Dark	42.000	10	Bet Cen	0.61000	28000.	84	14767	No
201	GOM_NL__2PRFIN20041226_165223_000000402033_00184_14767_7445.N1	26-DEC-2004 16:52:23	Dark	40.000	12	Alp1Cru	0.77500	30000.	80	14767	No
202	GOM_NL__2PRFIN20041226_165750_000000412033_00184_14767_7446.N1	26-DEC-2004 16:57:50	Dark	41.000	29	Bet Car	1.6720	10200.	82	14767	No
203	GOM_NL__2PRFIN20041226_165925_000000452033_00184_14767_7447.N1	26-DEC-2004 16:59:25	Dark	45.000	91	Kap Vel	2.4900	26000.	90	14767	No
204	GOM_NL__2PRFIN20041226_170053_000000442033_00184_14767_7448.N1	26-DEC-2004 17:00:53	Dark	43.500	46	Del Vel	1.9540	10600.	87	14767	No
205	GOM_NL__2PRFIN20041226_170218_000000622033_00184_14767_7449.N1	26-DEC-2004 17:02:18	Dark	61.500	65	Lam Vel	2.2040	4400.0	123	14767	No
206	GOM_NL__2PRFIN20041226_170507_000000502033_00184_14767_7450.N1	26-DEC-2004 17:05:07	Dark	50.000	2	Alp Car	-0.73600	7000.0	100	14767	No
207	GOM_NL__2PRFIN20041226_170813_000000522033_00184_14767_7451.N1	26-DEC-2004 17:08:13	Dark	52.000	117	Pi Pup	2.7060	3800.0	104	14767	No
208	GOM_NL__2PRFIN20041226_171108_000000532033_00184_14767_7452.N1	26-DEC-2004 17:11:08	Straylight	53.000	23	21Eps CMa	1.5020	26000.	106	14767	No
209	GOM_NL__2PRFIN20041226_171246_000000502033_00184_14767_7453.N1	26-DEC-2004 17:12:46	Straylight	49.500	179	24Omi2Cma	3.0320	24000.	99	14767	No
210	GOM_NL__2PRFIN20041226_171523_000000592033_00184_14767_7454.N1	26-DEC-2004 17:15:23	Straylight	59.000	1	9Alp CMa	-1.4400	11000.	118	14767	No
211	GOM_NL__2PRFIN20041226_171831_000000532033_00184_14767_7455.N1	26-DEC-2004 17:18:31	Straylight	53.000	7	19Bet Ori	0.10000	14000.	106	14767	No
212	GOM_NL__2PRFIN20041226_172028_000000472033_00184_14767_7456.N1	26-DEC-2004 17:20:28	Straylight	46.500	30	46Eps Ori	1.6940	30000.	93	14767	No
213	GOM_NL__2PRFIN20041226_172309_000000582033_00184_14767_7457.N1	26-DEC-2004 17:23:09	Twilight	58.000	14	58Alp Ori	0.87000	3000.0	116	14767	No
214	GOM_NL__2PRFIN20041226_172459_000000852033_00184_14767_7458.N1	26-DEC-2004 17:24:59	Bright	84.500	8	10Alp CMi	0.40000	6500.0	169	14767	No
215	GOM_NL__2PRFIN20041226_172815_000000402033_00184_14767_7459.N1	26-DEC-2004 17:28:15	Bright	40.000	146	25Eta Tau	2.8730	15200.	80	14767	No
216	GOM_NL__2PRFIN20041226_173023_000000412033_00184_14767_7460.N1	26-DEC-2004 17:30:23	Bright	40.500	114	3Iot Aur	2.6930	4600.0	81	14767	No
217	GOM_NL__2PRFIN20041226_173229_000000362033_00184_14767_7461.N1	26-DEC-2004 17:32:29	Bright	36.000	149	45Eps Per	2.8880	30000.	72	14767	No
218	GOM_NL__2PRFIN20041226_173411_000000412033_00184_14767_7462.N1	26-DEC-2004 17:34:11	Bright	40.500	6	13Alp Aur	0.080000	3400.0	81	14767	No
219	GOM_NL__2PRFIN20041226_173646_000000372033_00184_14767_7463.N1	26-DEC-2004 17:36:46	Bright	37.000	160	23Gam Per	2.9300	4700.0	74	14767	No

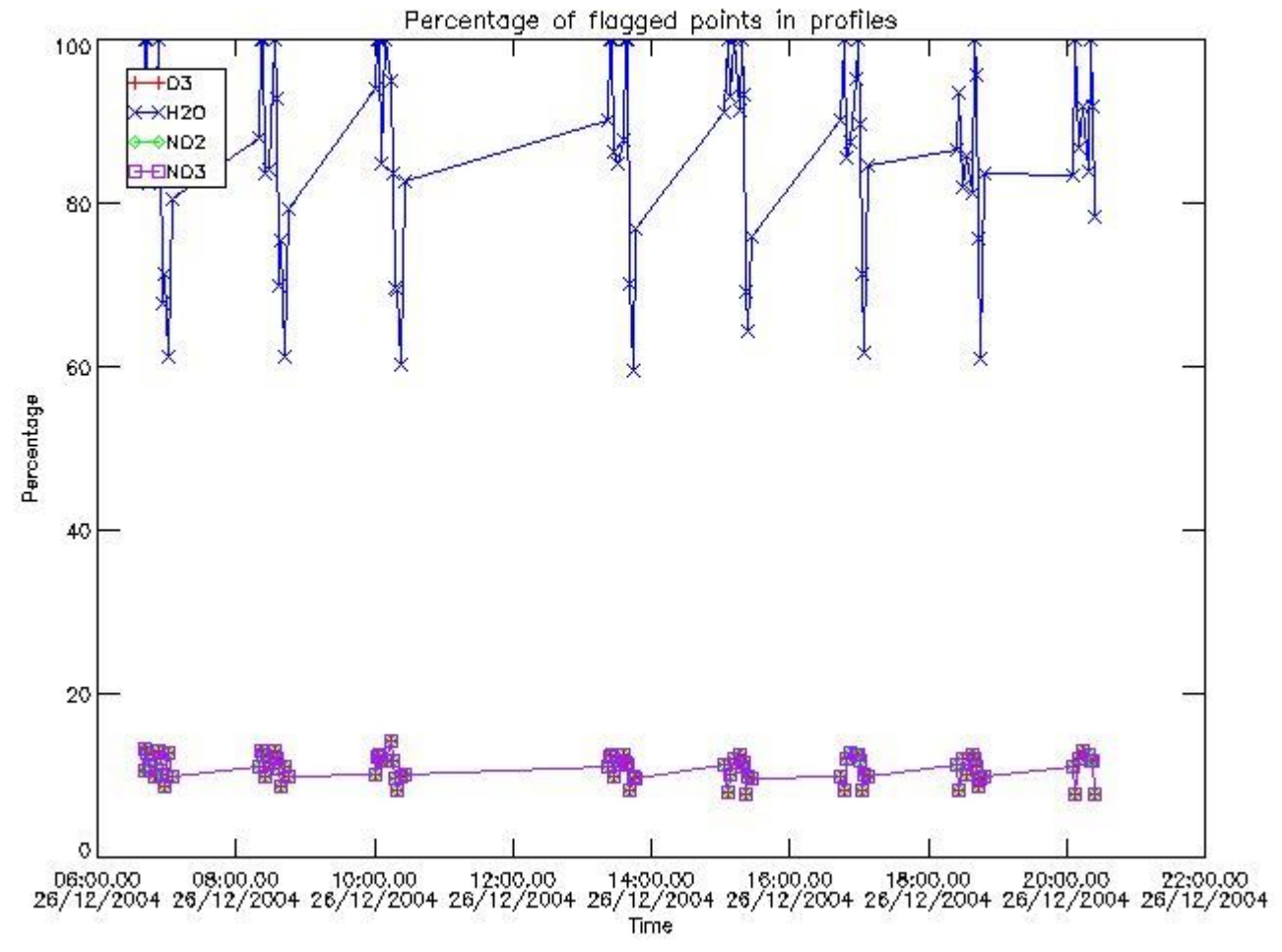
220	GOM_NL__2PRFIN20041226_174029_000000392033_00184_14767_7464.N1	26-DEC-2004 17:40:29	Bright	39.000	110	37Del Cas	2.6780	8900.0	78	14767	No
221	GOM_NL__2PRFIN20041226_174612_000000382033_00184_14767_7465.N1	26-DEC-2004 17:46:12	Bright	37.500	49	1Alp UMi	1.9900	6300.0	75	14767	No
222	GOM_NL__2PRFIN20041226_174951_000000522033_00184_14767_7466.N1	26-DEC-2004 17:49:51	Bright	52.000	36	50Alp UMa	1.8000	6300.0	104	14767	No
223	GOM_NL__2PRFIN20041226_175427_000000392033_00184_14767_7467.N1	26-DEC-2004 17:54:27	Bright	39.000	119	14Eta Dra	2.7270	4700.0	78	14767	No
224	GOM_NL__2PRFIN20041226_175614_000000392033_00184_14767_7468.N1	26-DEC-2004 17:56:14	Bright	38.500	69	33Gam Dra	2.2310	3800.0	77	14767	No
225	GOM_NL__2PRFIN20041226_175750_000000432033_00184_14767_7469.N1	26-DEC-2004 17:57:50	Bright	42.500	39	85Eta UMa	1.8540	24000.	85	14767	No
226	GOM_NL__2PRFIN20041226_180138_000000582033_00184_14767_7470.N1	26-DEC-2004 18:01:38	Bright	57.500	180	27Gam Boo	3.0400	8000.0	115	14767	No
227	GOM_NL__2PRFIN20041226_180509_000000412033_00184_14767_7471.N1	26-DEC-2004 18:05:09	Bright	41.000	83		2.3780	11000.	82	14767	No
228	GOM_NL__2PRFIN20041226_180858_000000502033_00184_14767_7472.N1	26-DEC-2004 18:08:58	Bright	50.000	111	8Eta Boo	2.6800	6000.0	100	14767	No
229	GOM_NL__2PRFIN20041226_181420_000000772033_00184_14767_7473.N1	26-DEC-2004 18:14:20	Tw_i_and_stray	76.500	138	47Eps Vir	2.8280	4700.0	153	14767	No
230	GOM_NL__2PRFIN20041226_181745_000000422033_00184_14767_7474.N1	26-DEC-2004 18:17:45	Bright	42.000	122	9Alp2Lib	2.7470	9700.0	84	14767	No
231	GOM_NL__2PRFIN20041226_182019_000000642033_00184_14767_7475.N1	26-DEC-2004 18:20:19	Straylight	64.000	15	67Alp Vir	0.97600	28000.	128	14767	No
232	GOM_NL__2PRFIN20041226_182429_000000452033_00184_14767_7476.N1	26-DEC-2004 18:24:29	Dark	45.000	54	5The Cen	2.0550	4500.0	90	14767	No
233	GOM_NL__2PRFIN20041226_182719_000000632033_00184_14767_7477.N1	26-DEC-2004 18:27:19	Dark	62.500	106	9Bet Crv	2.6480	5600.0	125	14767	No
234	GOM_NL__2PRFIN20041226_182959_000000422033_00185_14768_7444.N1	26-DEC-2004 18:29:59	Dark	42.000	10	Bet Cen	0.61000	28000.	84	14768	No
235	GOM_NL__2PRFIN20041226_183259_000000502033_00185_14768_7445.N1	26-DEC-2004 18:32:59	Dark	50.000	12	Alp1Cru	0.77500	30000.	100	14768	No
236	GOM_NL__2PRFIN20041226_183826_000000412033_00185_14768_7446.N1	26-DEC-2004 18:38:26	Dark	40.500	29	Bet Car	1.6720	10200.	81	14768	No
237	GOM_NL__2PRFIN20041226_184003_000000422033_00185_14768_7447.N1	26-DEC-2004 18:40:03	Dark	42.000	91	Kap Vel	2.4900	26000.	84	14768	No
238	GOM_NL__2PRFIN20041226_184130_000000462033_00185_14768_7448.N1	26-DEC-2004 18:41:30	Dark	46.000	46	Del Vel	1.9540	10600.	92	14768	No
239	GOM_NL__2PRFIN20041226_184255_000000582033_00185_14768_7449.N1	26-DEC-2004 18:42:55	Dark	58.000	65	Lam Vel	2.2040	4400.0	116	14768	No
240	GOM_NL__2PRFIN20041226_184543_000000532033_00185_14768_7450.N1	26-DEC-2004 18:45:43	Dark	53.000	2	Alp Car	-0.73600	7000.0	106	14768	No
241	GOM_NL__2PRFIN20041226_184850_000000522033_00185_14768_7451.N1	26-DEC-2004 18:48:50	Dark	52.000	117	Pi Pup	2.7060	3800.0	104	14768	No
242	GOM_NL__2PRFIN20041226_185145_000000502033_00185_14768_7452.N1	26-DEC-2004 18:51:45	Straylight	49.500	23	21Eps CMa	1.5020	26000.	99	14768	No
243	GOM_NL__2PRFIN20041226_185322_000000512033_00185_14768_7453.N1	26-DEC-2004 18:53:22	Straylight	51.000	179	24Omi2CMa	3.0320	24000.	102	14768	No
244	GOM_NL__2PRFIN20041226_185558_000000562033_00185_14768_7454.N1	26-DEC-2004 18:55:58	Straylight	55.500	1	9Alp CMa	-1.4400	11000.	111	14768	No
245	GOM_NL__2PRFIN20041226_185907_000000452033_00185_14768_7455.N1	26-DEC-2004 18:59:07	Straylight	45.000	7	19Bet Ori	0.10000	14000.	90	14768	No
246	GOM_NL__2PRFIN20041226_190105_000000442033_00185_14768_7456.N1	26-DEC-2004 19:01:05	Straylight	44.000	30	46Eps Ori	1.6940	30000.	88	14768	No
247	GOM_NL__2PRFIN20041226_190345_000000562033_00185_14768_7457.N1	26-DEC-2004 19:03:45	Tw_i_and_stray	56.000	14	58Alp Ori	0.87000	3000.0	112	14768	No
248	GOM_NL__2PRFIN20041226_190533_000000882033_00185_14768_7458.N1	26-DEC-2004 19:05:33	Bright	87.500	8	10Alp CMi	0.40000	6500.0	175	14768	No
249	GOM_NL__2PRFIN20041226_190852_000000382033_00185_14768_7459.N1	26-DEC-2004 19:08:52	Bright	37.500	146	25Eta Tau	2.8730	15200.	75	14768	No
250	GOM_NL__2PRFIN20041226_191059_000000382033_00185_14768_7460.N1	26-DEC-2004 19:10:59	Bright	38.000	114	3Iot Aur	2.6930	4600.0	76	14768	No
251	GOM_NL__2PRFIN20041226_191305_000000362033_00185_14768_7461.N1	26-DEC-2004 19:13:05	Bright	36.000	149	45Eps Per	2.8880	30000.	72	14768	No
252	GOM_NL__2PRFIN20041226_191447_000000422033_00185_14768_7462.N1	26-DEC-2004 19:14:47	Bright	41.500	6	13Alp Aur	0.080000	3400.0	83	14768	No
253	GOM_NL__2PRFIN20041226_191722_000000392033_00185_14768_7463.N1	26-DEC-2004 19:17:22	Bright	38.500	160	23Gam Per	2.9300	4700.0	77	14768	No
254	GOM_NL__2PRFIN20041226_192105_000000382033_00185_14768_7464.N1	26-DEC-2004 19:21:05	Bright	38.000	110	37Del Cas	2.6780	8900.0	76	14768	No
255	GOM_NL__2PRFIN20041226_192648_000000382033_00185_14768_7465.N1	26-DEC-2004 19:26:48	Bright	37.500	49	1Alp UMi	1.9900	6300.0	75	14768	No
256	GOM_NL__2PRFIN20041226_193026_000000512033_00185_14768_7466.N1	26-DEC-2004 19:30:26	Bright	51.000	36	50Alp UMa	1.8000	6300.0	102	14768	No
257	GOM_NL__2PRFIN20041226_193503_000000402033_00185_14768_7467.N1	26-DEC-2004 19:35:03	Bright	39.500	119	14Eta Dra	2.7270	4700.0	79	14768	No
258	GOM_NL__2PRFIN20041226_193650_000000352033_00185_14768_7468.N1	26-DEC-2004 19:36:50	Bright	35.000	69	33Gam Dra	2.2310	3800.0	70	14768	No
259	GOM_NL__2PRFIN20041226_193825_000000452033_00185_14768_7469.N1	26-DEC-2004 19:38:25	Bright	45.000	39	85Eta UMa	1.8540	24000.	90	14768	No
260	GOM_NL__2PRFIN20041226_194214_000000422033_00185_14768_7470.N1	26-DEC-2004 19:42:14	Bright	42.000	180	27Gam Boo	3.0400	8000.0	84	14768	No
261	GOM_NL__2PRFIN20041226_194545_000000432033_00185_14768_7471.N1	26-DEC-2004 19:45:45	Bright	42.500	83		2.3780	11000.	85	14768	No
262	GOM_NL__2PRFIN20041226_194934_000000702033_00185_14768_7472.N1	26-DEC-2004 19:49:34	Bright	70.000	111	8Eta Boo	2.6800	6000.0	140	14768	No
263	GOM_NL__2PRFIN20041226_195457_000000892033_00185_14768_7473.N1	26-DEC-2004 19:54:57	Tw_i_and_stray	88.500	138	47Eps Vir	2.8280	4700.0	177	14768	No
264	GOM_NL__2PRFIN20041226_195821_000000432033_00185_14768_7474.N1	26-DEC-2004 19:58:21	Bright	42.500	122	9Alp2Lib	2.7470	9700.0	85	14768	No
265	GOM_NL__2PRFIN20041226_200056_000000632033_00185_14768_7475.N1	26-DEC-2004 20:00:56	Straylight	62.500	15	67Alp Vir	0.97600	28000.	125	14768	No
266	GOM_NL__2PRFIN20041226_200505_000000462033_00185_14768_7476.N1	26-DEC-2004 20:05:05	Dark	45.500	54	5The Cen	2.0550	4500.0	91	14768	No
267	GOM_NL__2PRFIN20041226_200756_000000662033_00185_14768_7477.N1	26-DEC-2004 20:07:56	Dark	65.500	106	9Bet Crv	2.6480	5600.0	131	14768	No
268	GOM_NL__2PRFIN20041226_201035_000000422033_00186_14769_7444.N1	26-DEC-2004 20:10:35	Dark	42.000	10	Bet Cen	0.61000	28000.	84	14769	No
269	GOM_NL__2PRFIN20041226_201336_000000432033_00186_14769_7445.N1	26-DEC-2004 20:13:36	Dark	43.000	12	Alp1Cru	0.77500	30000.	86	14769	No
270	GOM_NL__2PRFIN20041226_201902_000000412033_00186_14769_7446.N1	26-DEC-2004 20:19:02	Dark	41.000	29	Bet Car	1.6720	10200.	82	14769	No
271	GOM_NL__2PRFIN20041226_202039_000000432033_00186_14769_7447.N1	26-DEC-2004 20:20:39	Dark	43.000	91	Kap Vel	2.4900	26000.	86	14769	No
272	GOM_NL__2PRFIN20041226_202207_000000442033_00186_14769_7448.N1	26-DEC-2004 20:22:07	Dark	43.500	46	Del Vel	1.9540	10600.	87	14769	No
273	GOM_NL__2PRFIN20041226_202331_000000672033_00186_14769_7449.N1	26-DEC-2004 20:23:31	Dark	66.500	65	Lam Vel	2.2040	4400.0	133	14769	No

3. Quality information per product

In this section it is plotted some information contained in the Quality Summary data set of


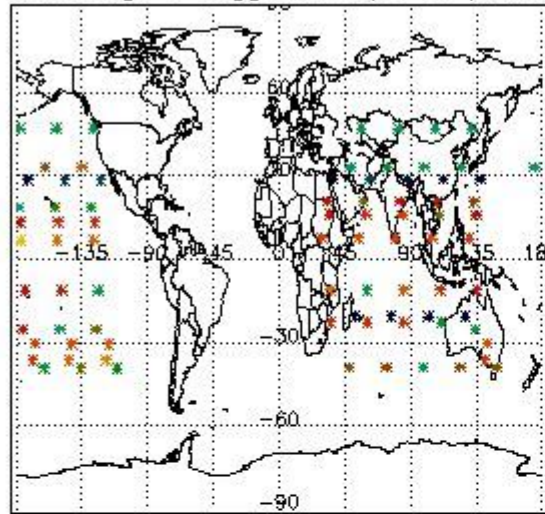
the level 2 products. Only products in dark limb conditions and without errors (error flag in the MPH set to "0") are used.

3.1 Plot quality information per product (time dependant)

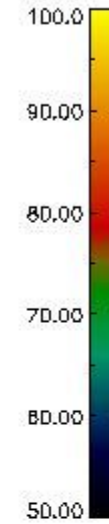
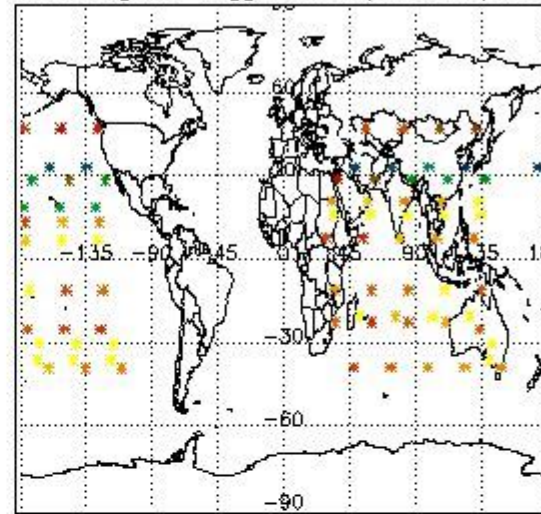


3.2 Plot quality information per product (world map)

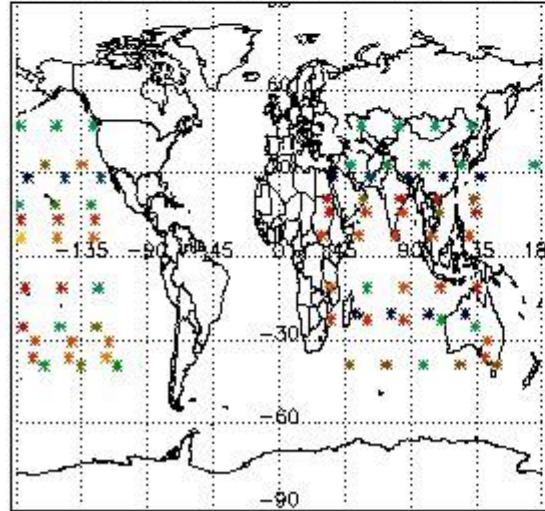
Percentage of flagged data per O3 profile



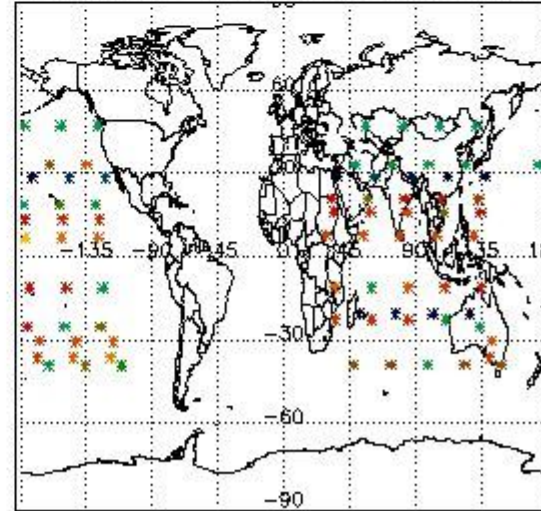
Percentage of flagged data per H2O profile



Percentage of flagged data per NO2 profile



Percentage of flagged data per NO3 profile

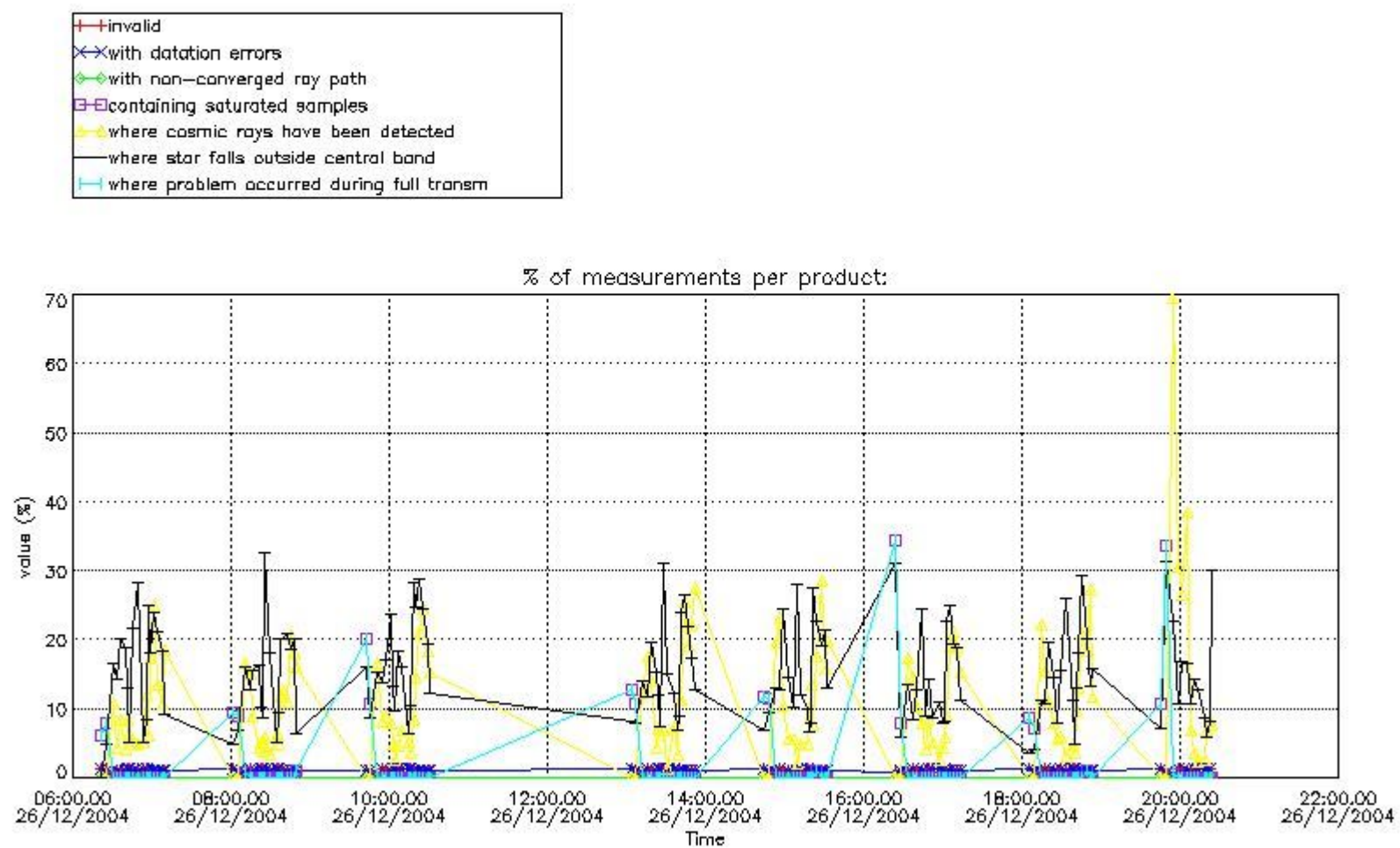


4. Level 1 quality information per product

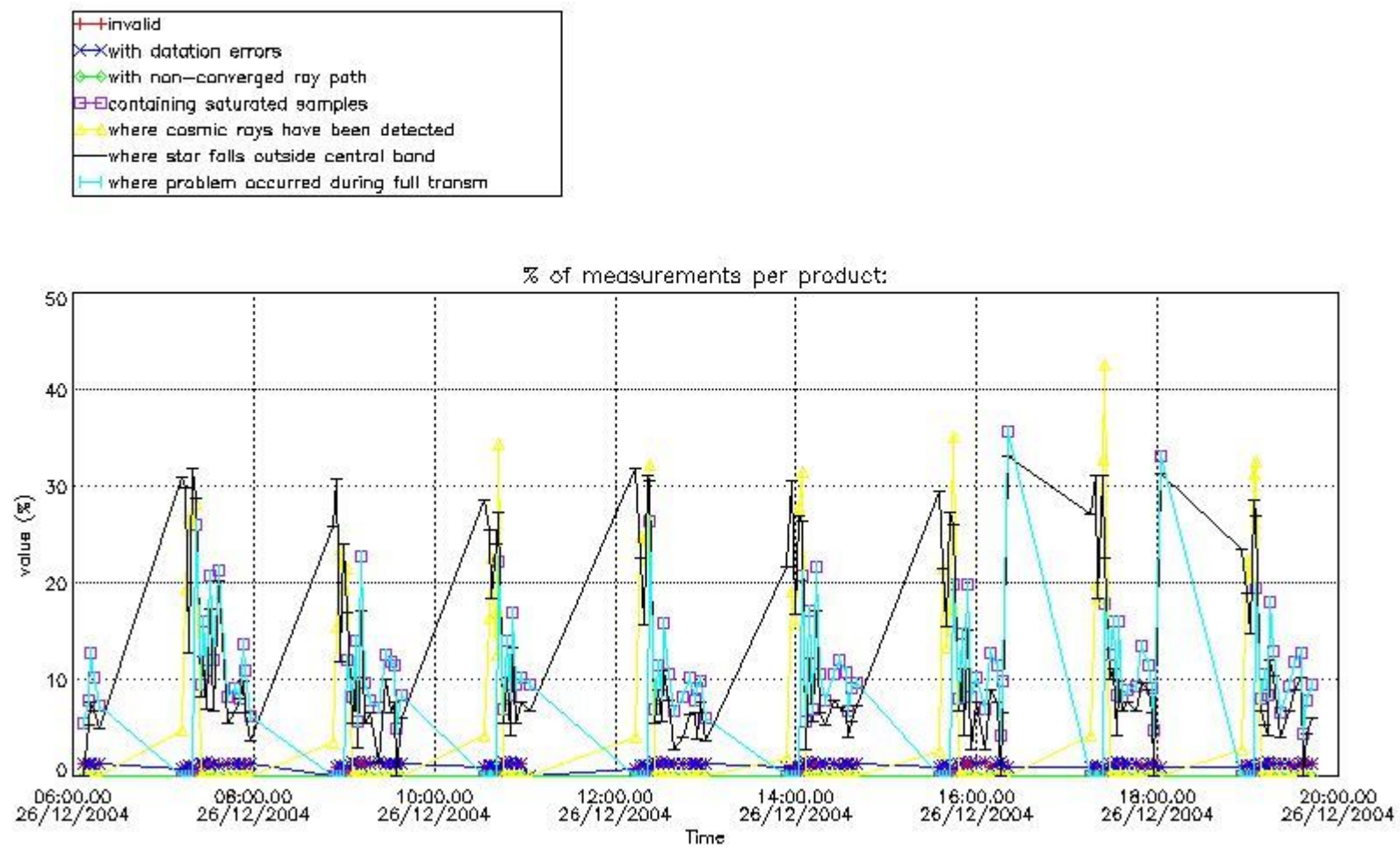
In this section it is plotted some information contained in the Quality Summary data set of the level 2 products that comes from the level 1b processing. Products without errors (error flag in the MPH set to "0") are used.

4.1 Plot quality information per product (time dependant) coming from level 1b processing

4.1.1 Plot level 1 quality information per product (time dependant): ENVISAT ASCENDING passes

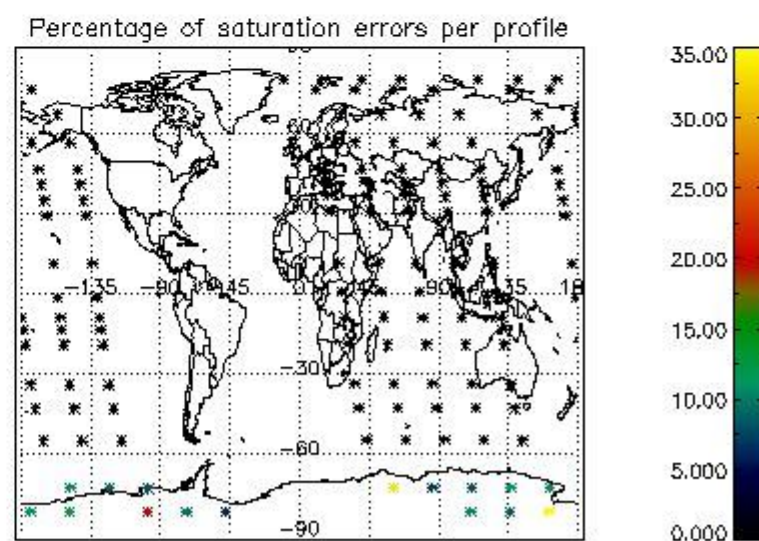
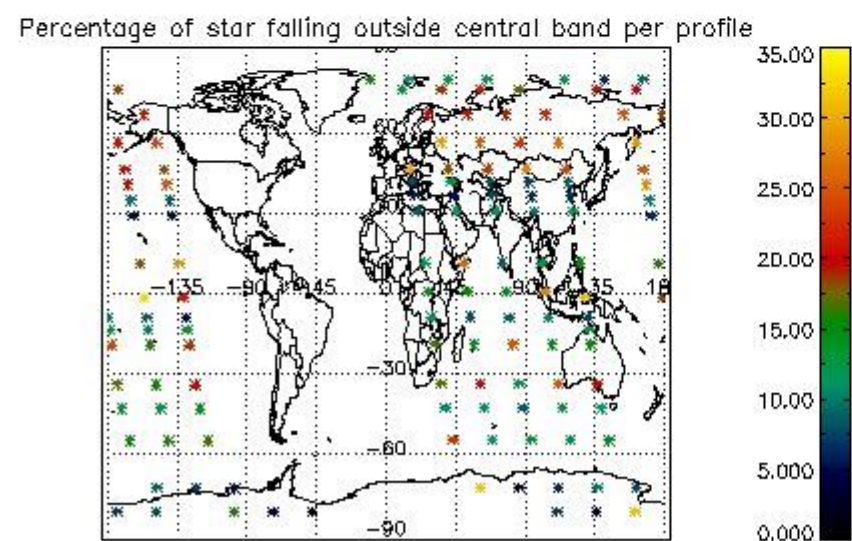
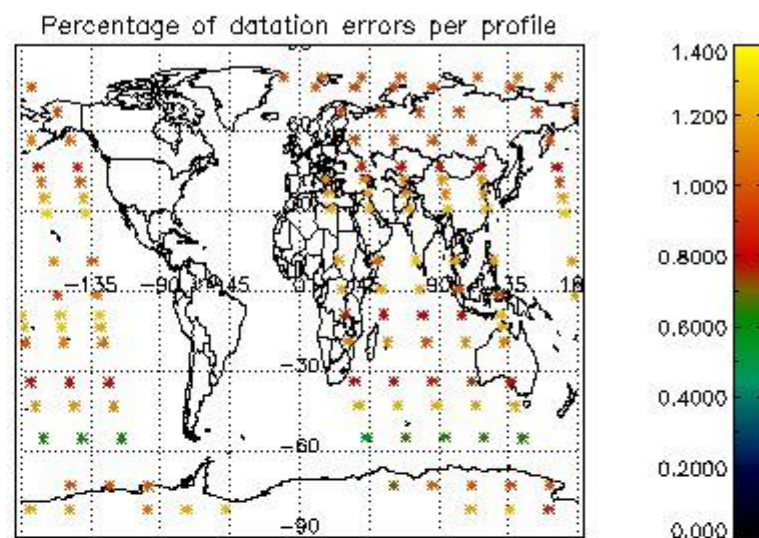
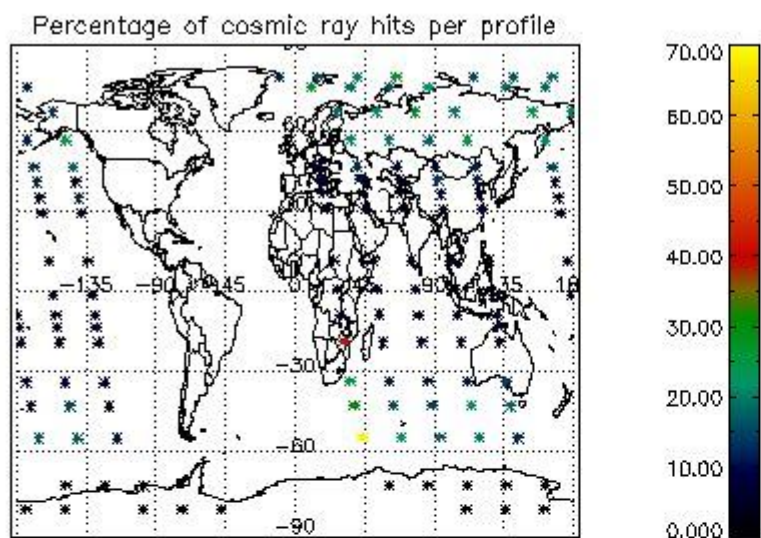


4.1.2 Plot level 1 quality information per product (time dependant): ENVI SAT DESCENDING passes

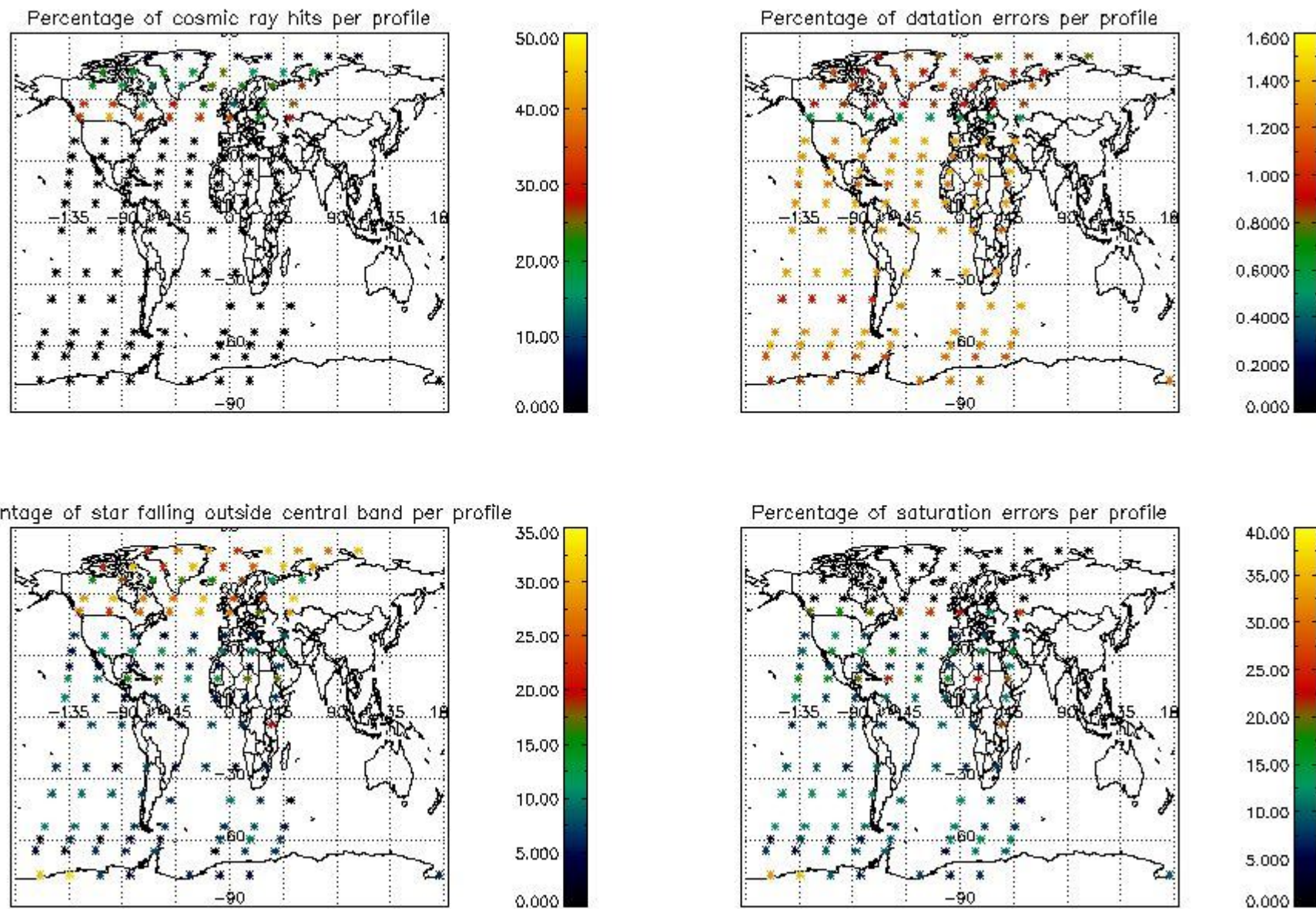


4.2 Plot quality information per product coming from level 1b processing (world map)

4.2.1 Plot level 1 quality information per product (world map): ENVISAT ASCENDING passes



4.2.2 Plot level 1 quality information per product (world map): ENVISAT DESCENDING passes



5. Trace gas profiles

5.1 Ozone statistics based on quality of products

The final quality of the products can be "measured" using the STD (Standard Deviation) attached to every point profile. This information is written to the parameter GOM_NL__2P/NL_LOCAL_SPECIES_DENSITY/o3_std of the level 2 products. The table below shows the statistics for given STD ranges.

The statistics are given with respect to the overall valid production:

- Products without fatal errors: GOM_NL__2P/MPH/PRODUCT_ERR=0
- Valid point profile: GOM_NL__2P/NL_LOCAL_SPECIES_DENSITY/pcd(0)=0

The 'Criteria' is applied to valid points of dark limb products:

- Products in dark limb illumination condition: GOM_NL__2P/NL_SUMMARY_QUALITY/obs_ill_cond=0
- Products without fatal errors: GOM_NL__2P/MPH/PRODUCT_ERR=0
- Valid point profile: GOM_NL__2P/NL_LOCAL_SPECIES_DENSITY/pcd(0)=0

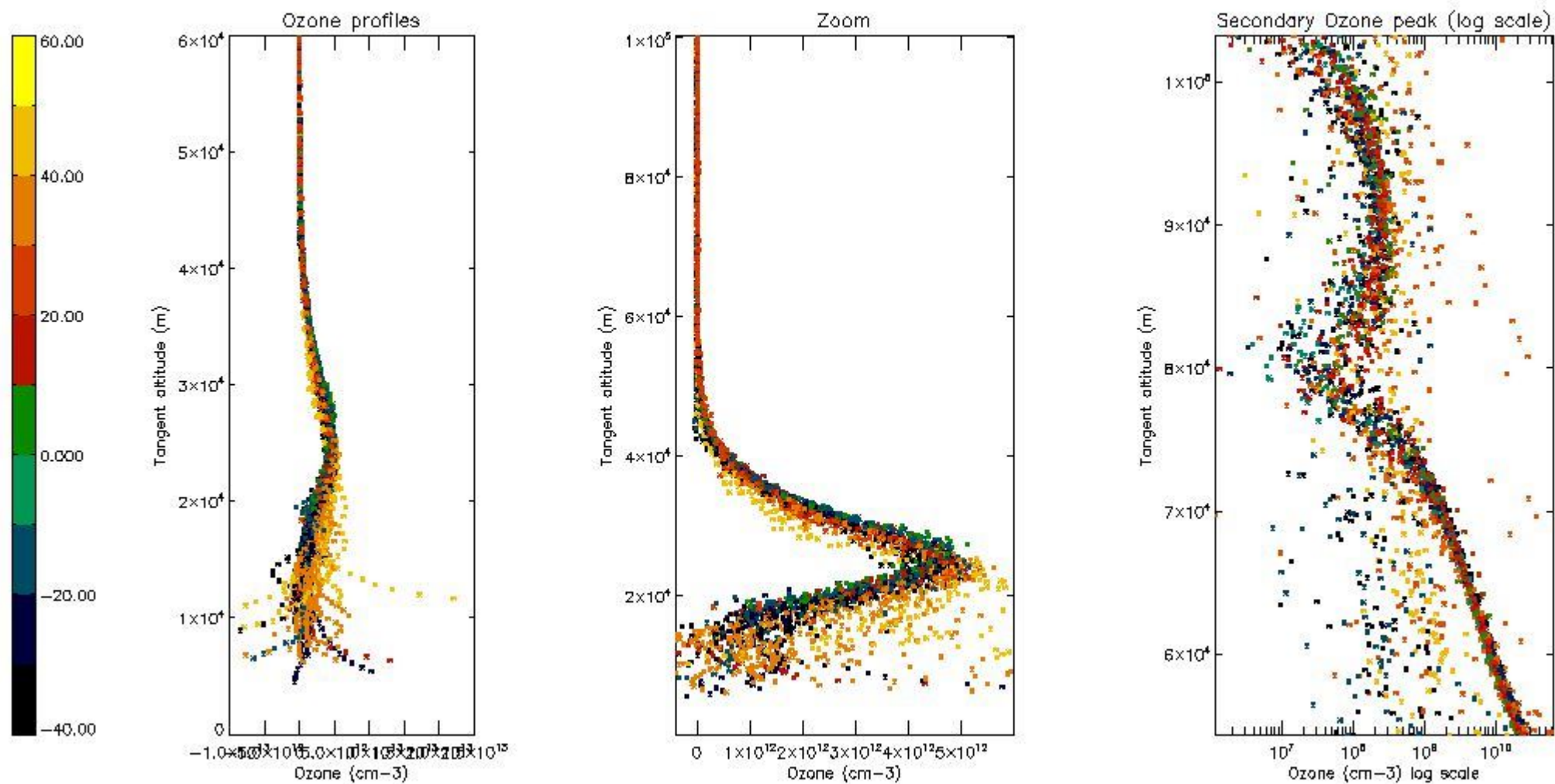
So, the table below shows the percentage of dark limb and valid observations for each criteria with respect to the overall valid daily observations.

Criteria	% of total production
All STD	30
STD < 20	15

STD < 10	12
STD < 5	8

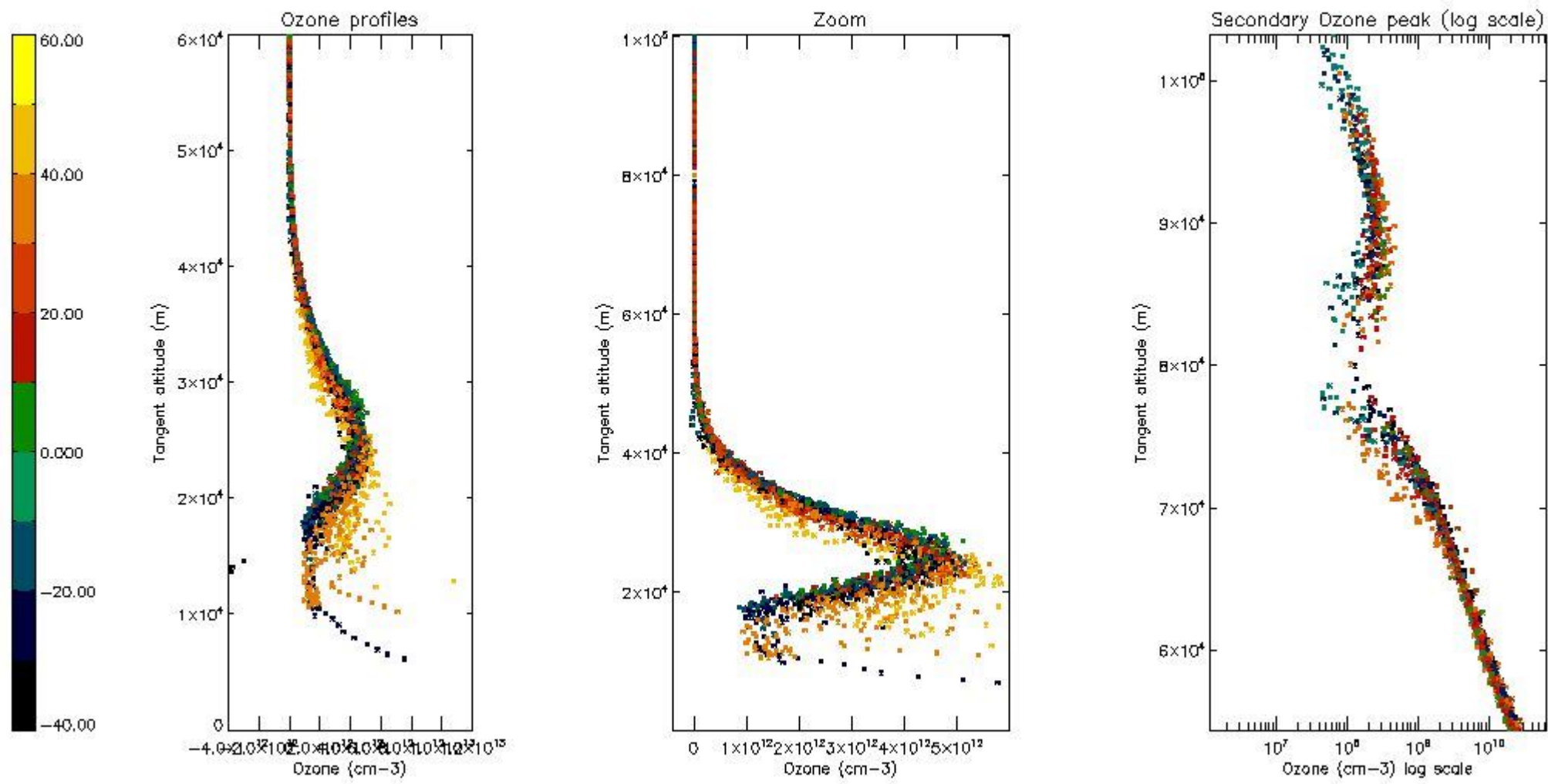
5.2 Plot ozone profiles for all STD (dark without errors)

The colorbar represents the latitude.



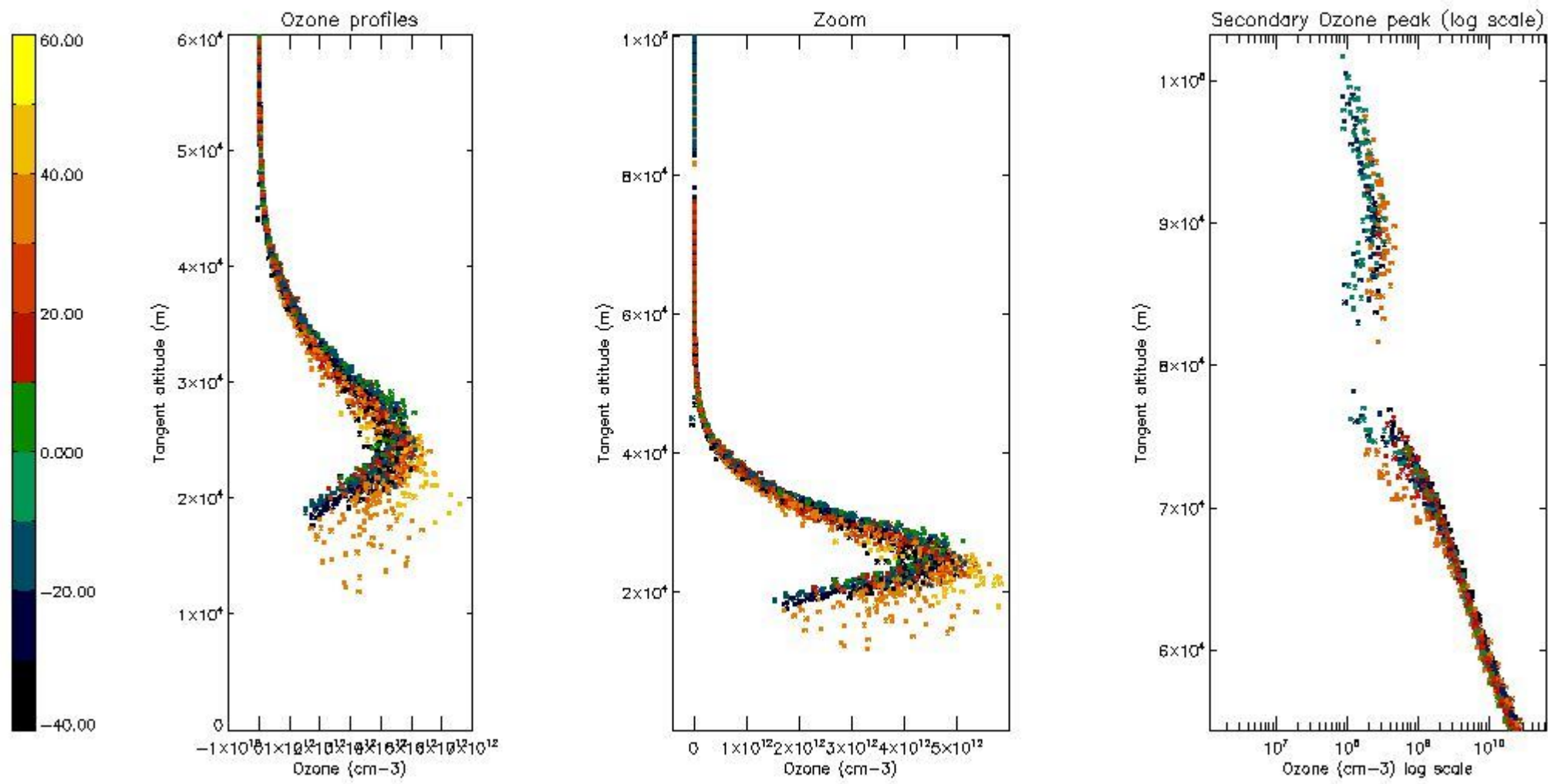
5.3 Plot ozone profiles where STD < 20% (dark without errors)

The colorbar represents the latitude.



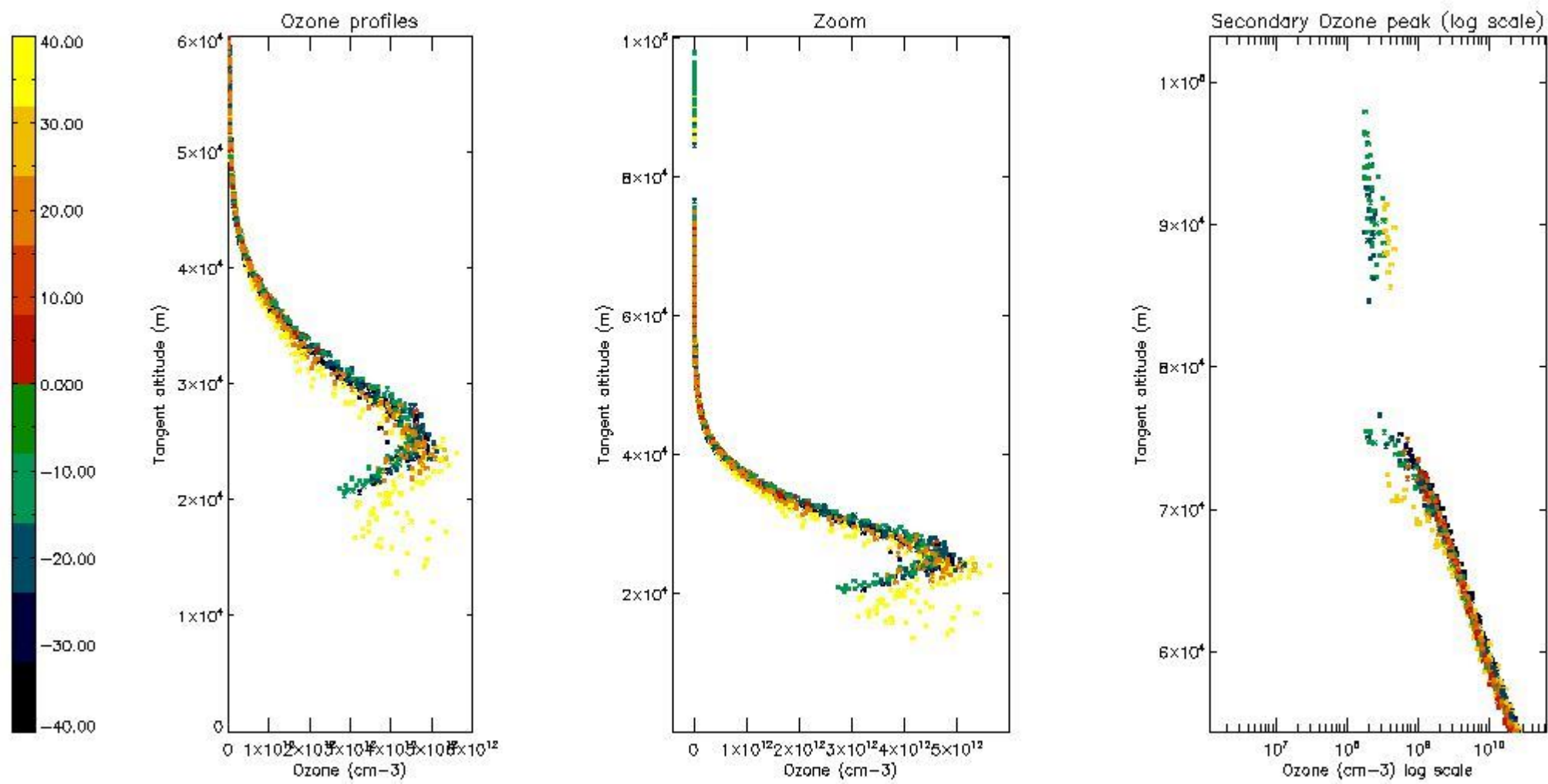
5.4 Plot ozone profiles where STD < 10% (dark without errors)

The colorbar represents the latitude.



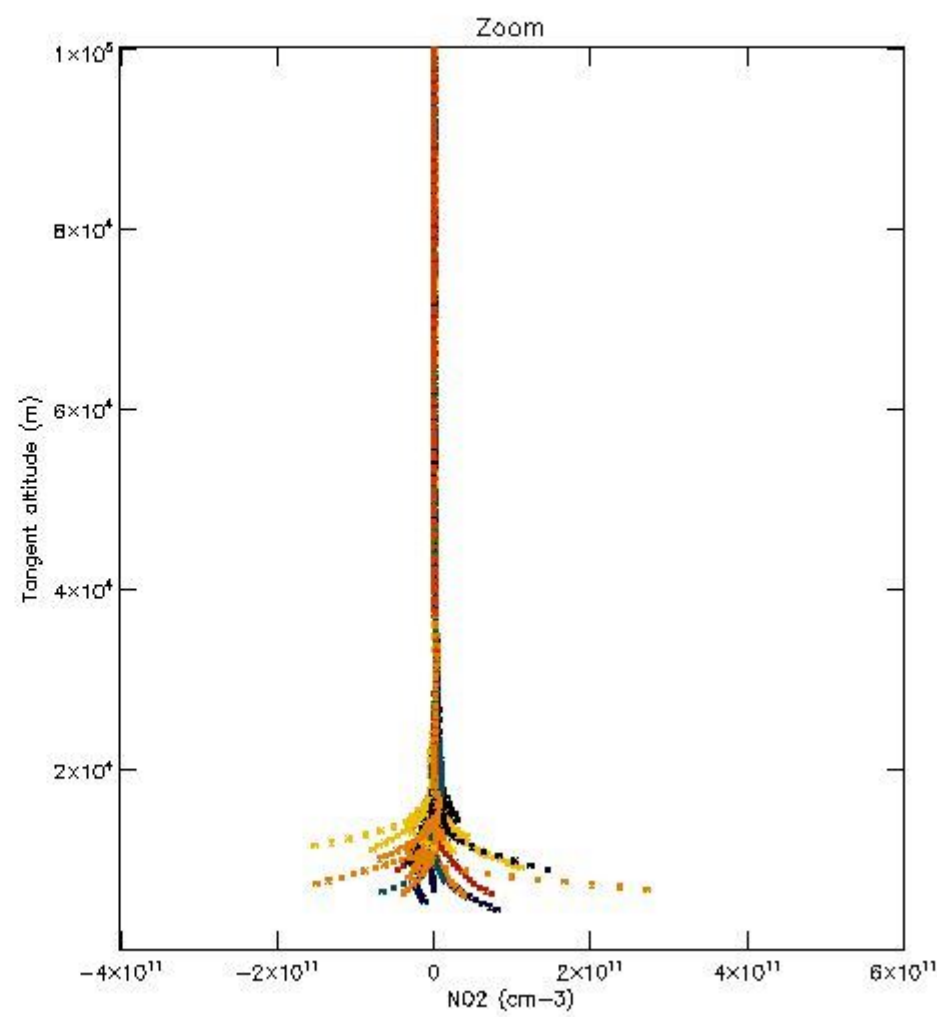
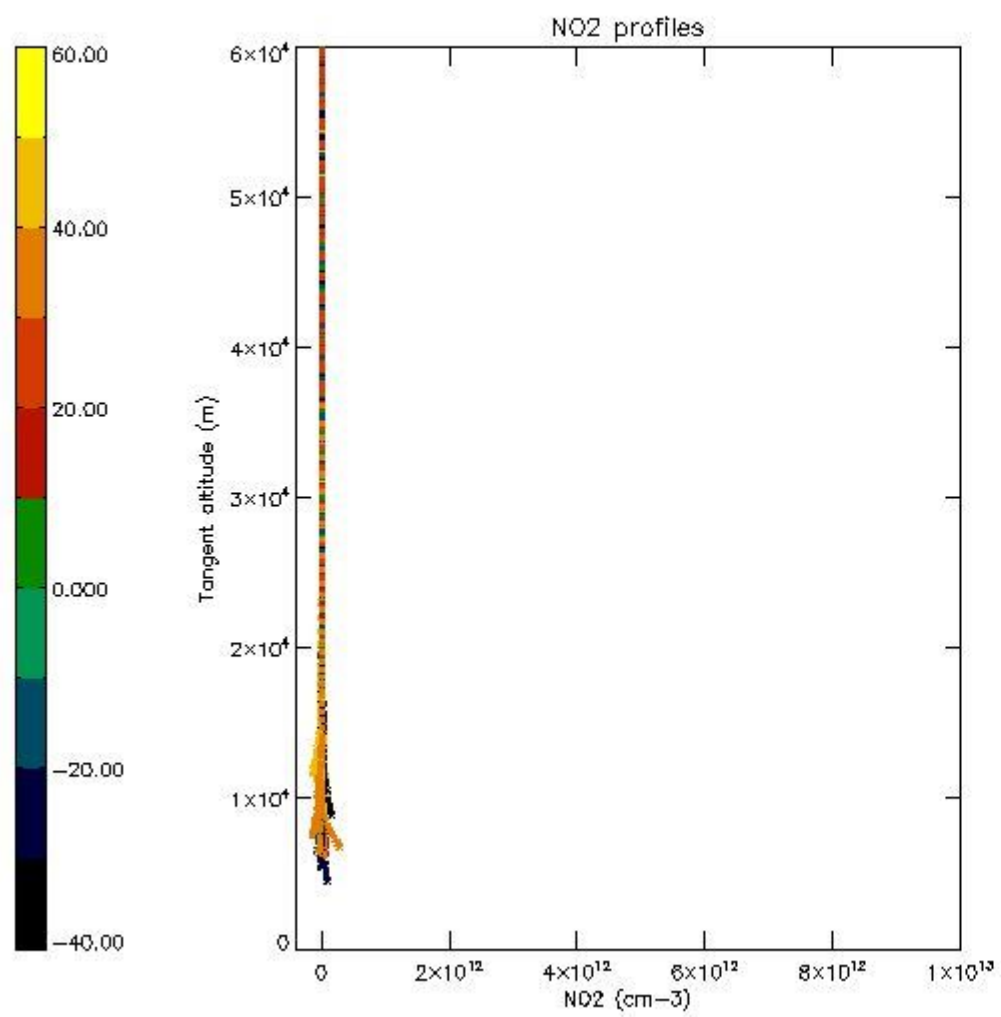
5.5 Plot ozone profiles where $STD < 5\%$ (dark without errors)

The colorbar represents the latitude.



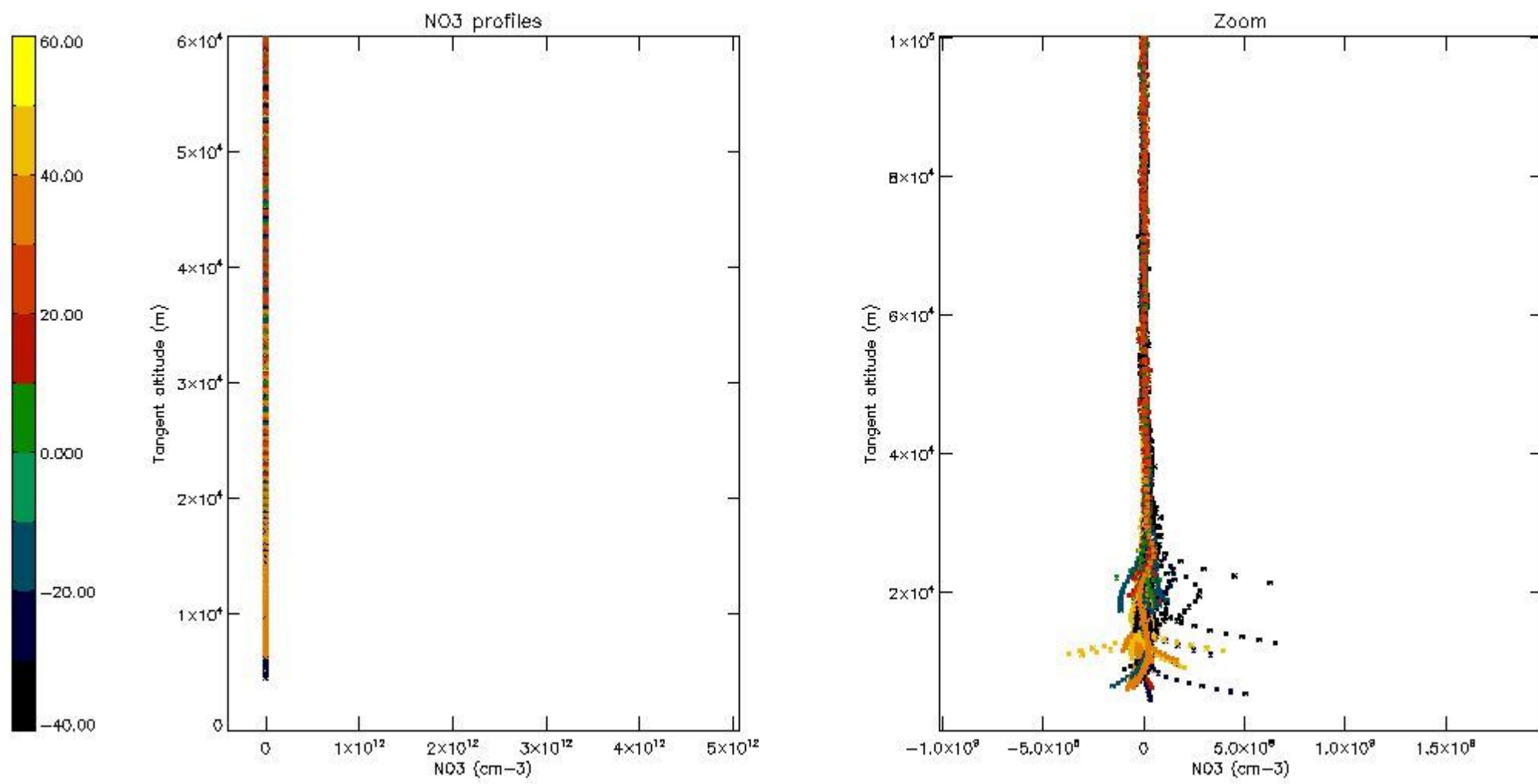
5.6 Plot NO₂ profiles for all STD (dark without errors)

The colorbar represents the latitude.



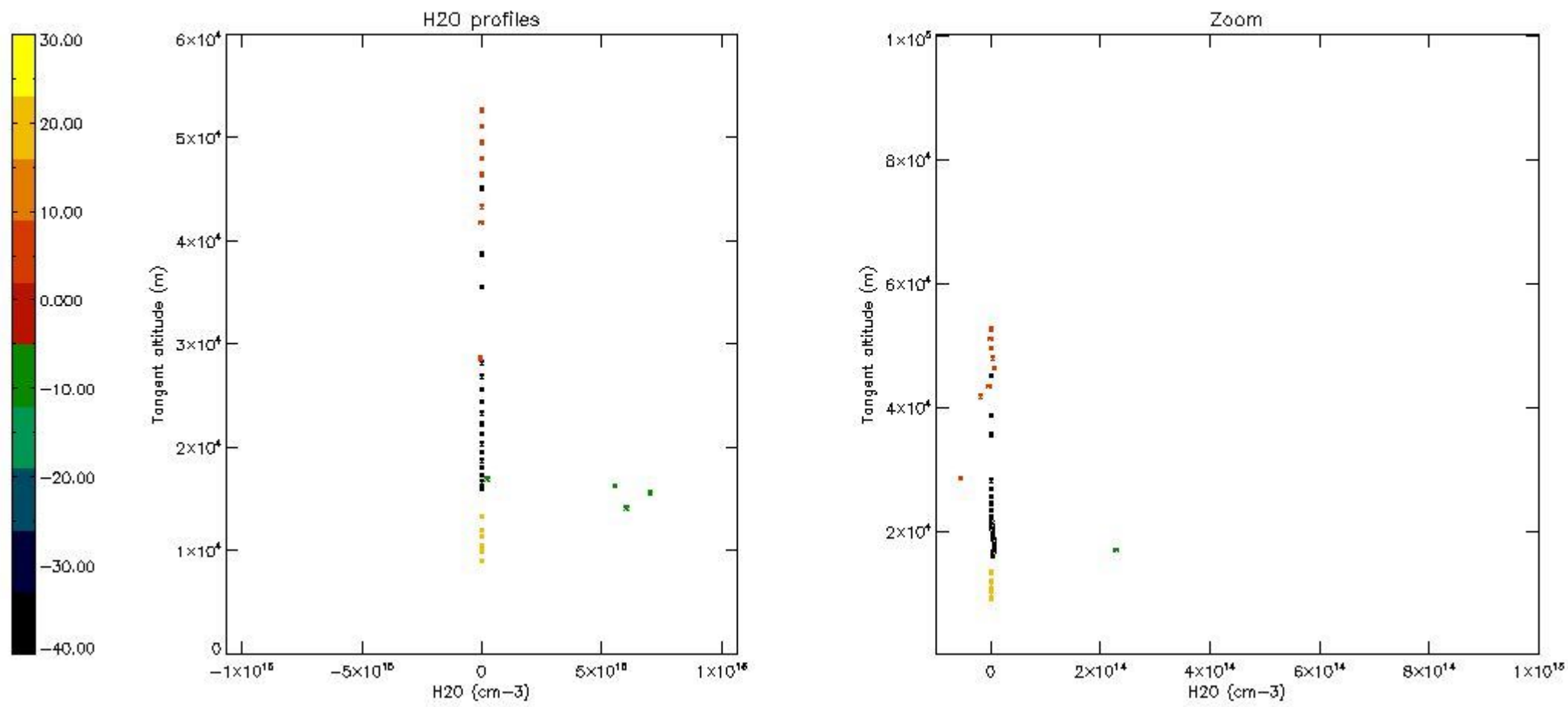
5.7 Plot NO3 profiles for all STD (dark without errors)

The colorbar represents the latitude.



5.8 Plot H2O profiles for all STD (only for occultations of stars 1,2,3,4,13,14,16,26,63 dark without errors)

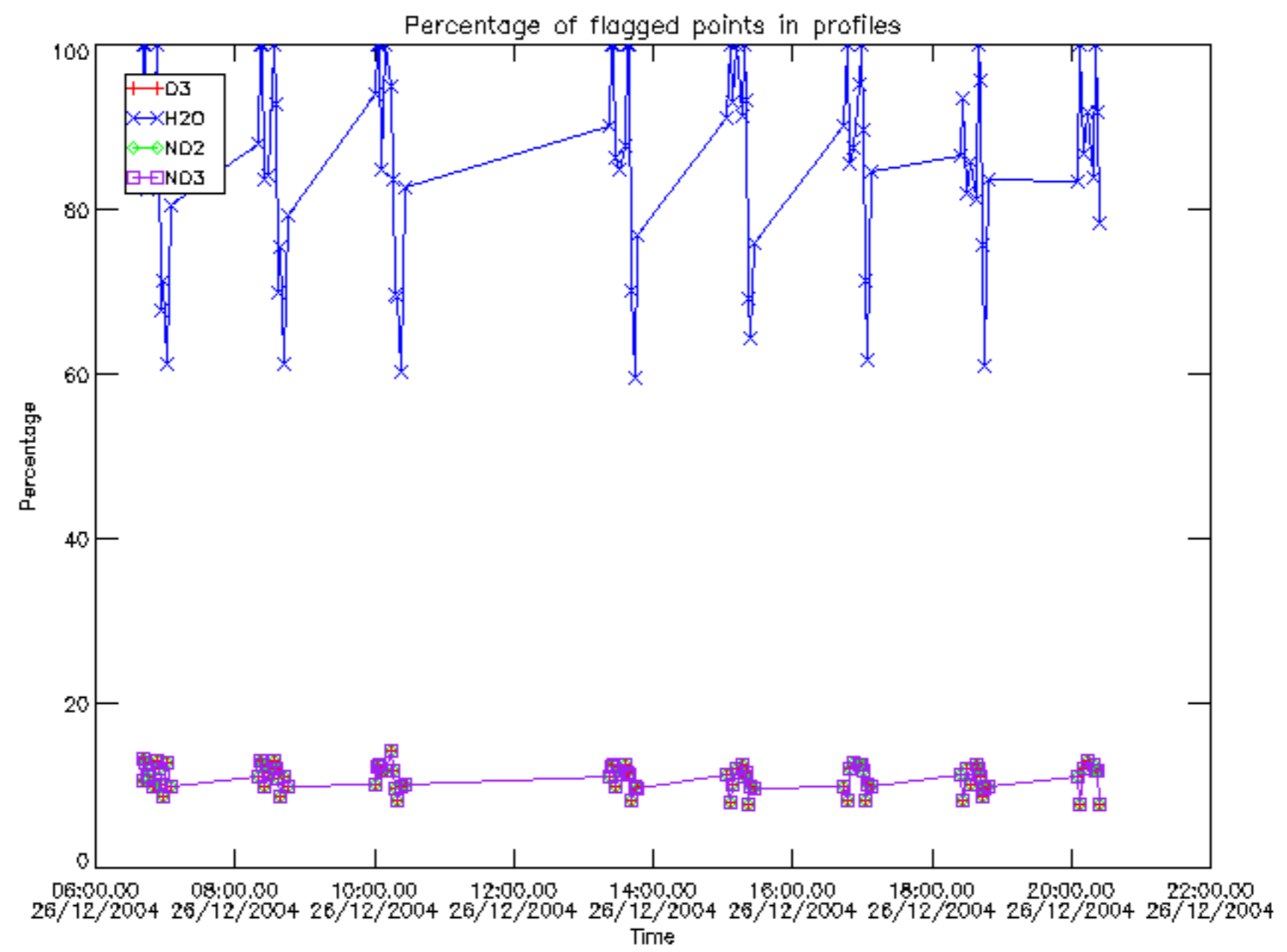
The colorbar represents the latitude.



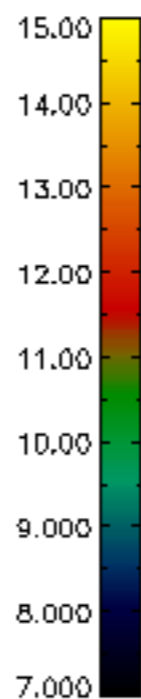
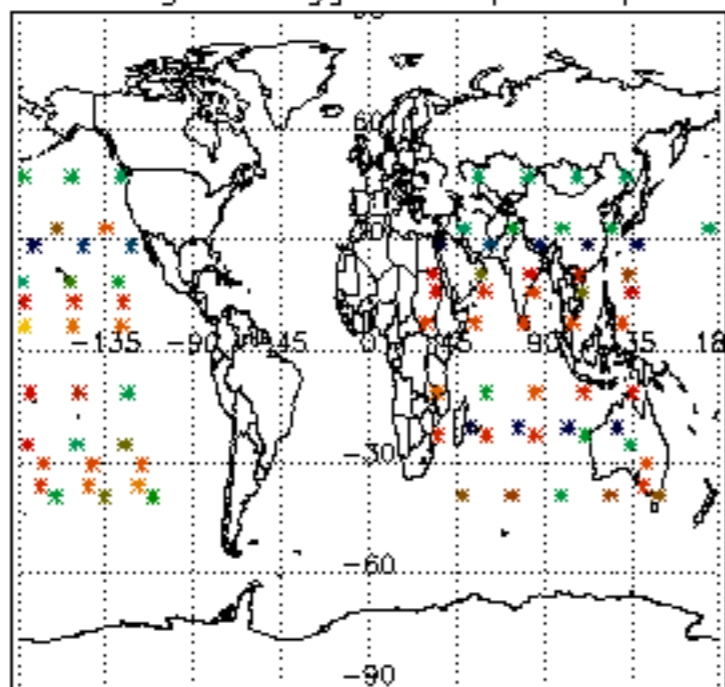
6. Auxiliary Data Files used for the production reported in section 2

The number reported in the third column indicates since which file (see list in section 2) the corresponding auxiliary file has been used. The fourth column is the date of those product files.

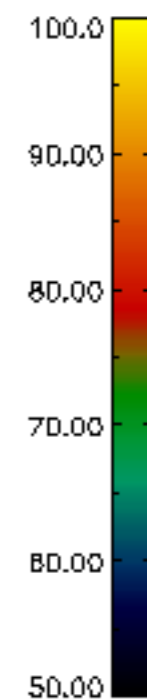
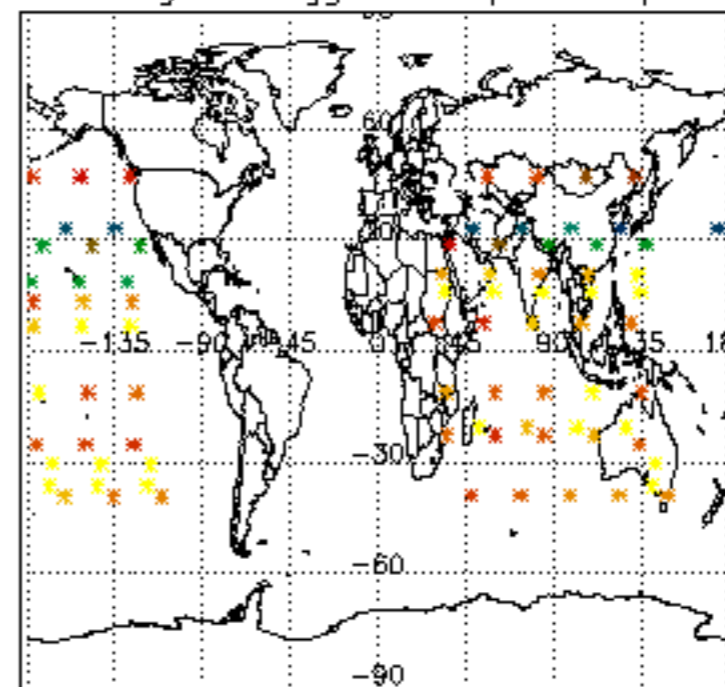
Type	Auxiliary Filename	Used since product	Used since product date
INST_PHYS_CHARACTERISTICS	GOM_INS_AXVIEC20091111_143220_20030716_120000_20500101_000000	1	26-DEC-2004 06:06:35
LEVEL-2_PROC_CONFIG	GOM_PR2_AXVIEC20091111_152718_20020301_000000_20500101_000000	1	26-DEC-2004 06:06:35
CROSS_SECTIONS_FILE	GOM_CRS_AXVIEC20091111_154832_20020301_000000_20500101_000000	1	26-DEC-2004 06:06:35



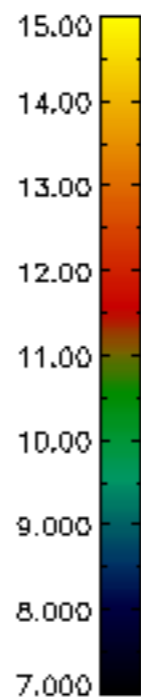
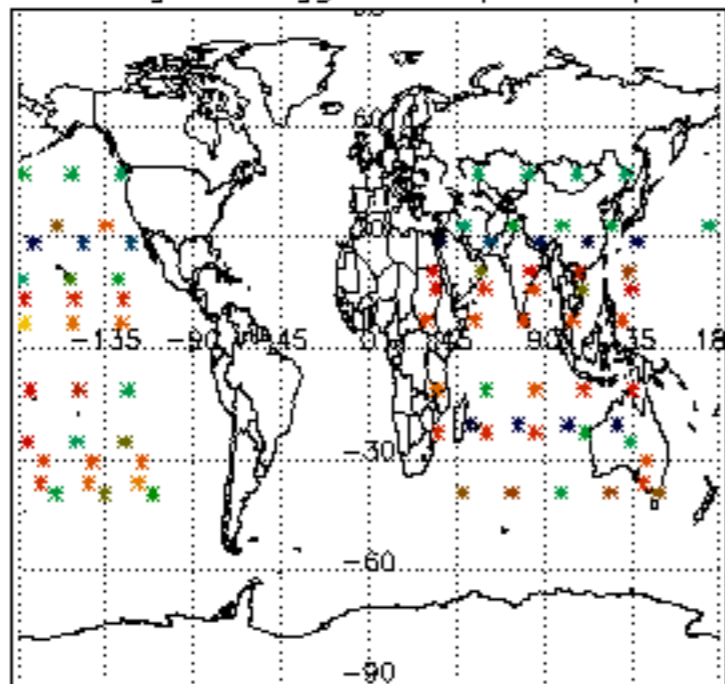
Percentage of flagged data per D3 profile



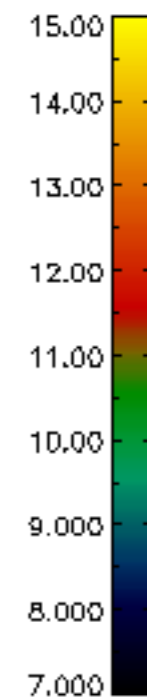
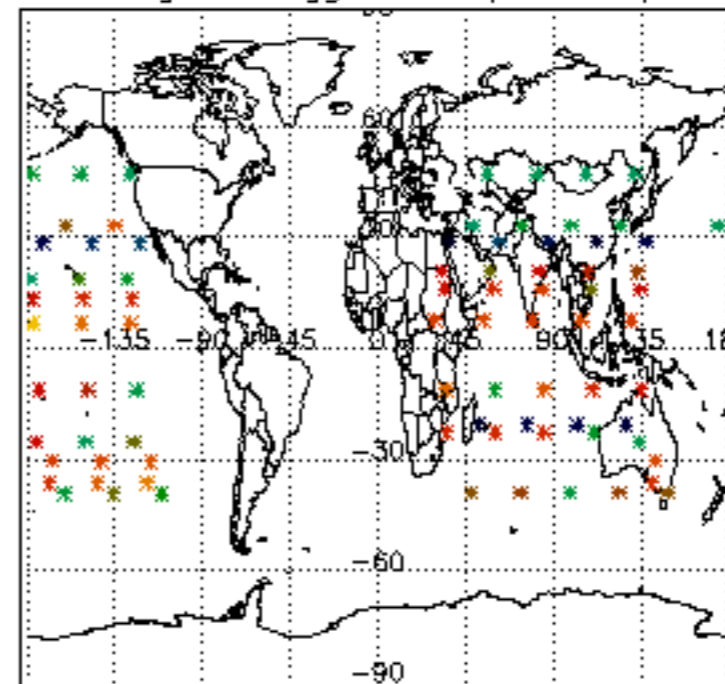
Percentage of flagged data per H2O profile

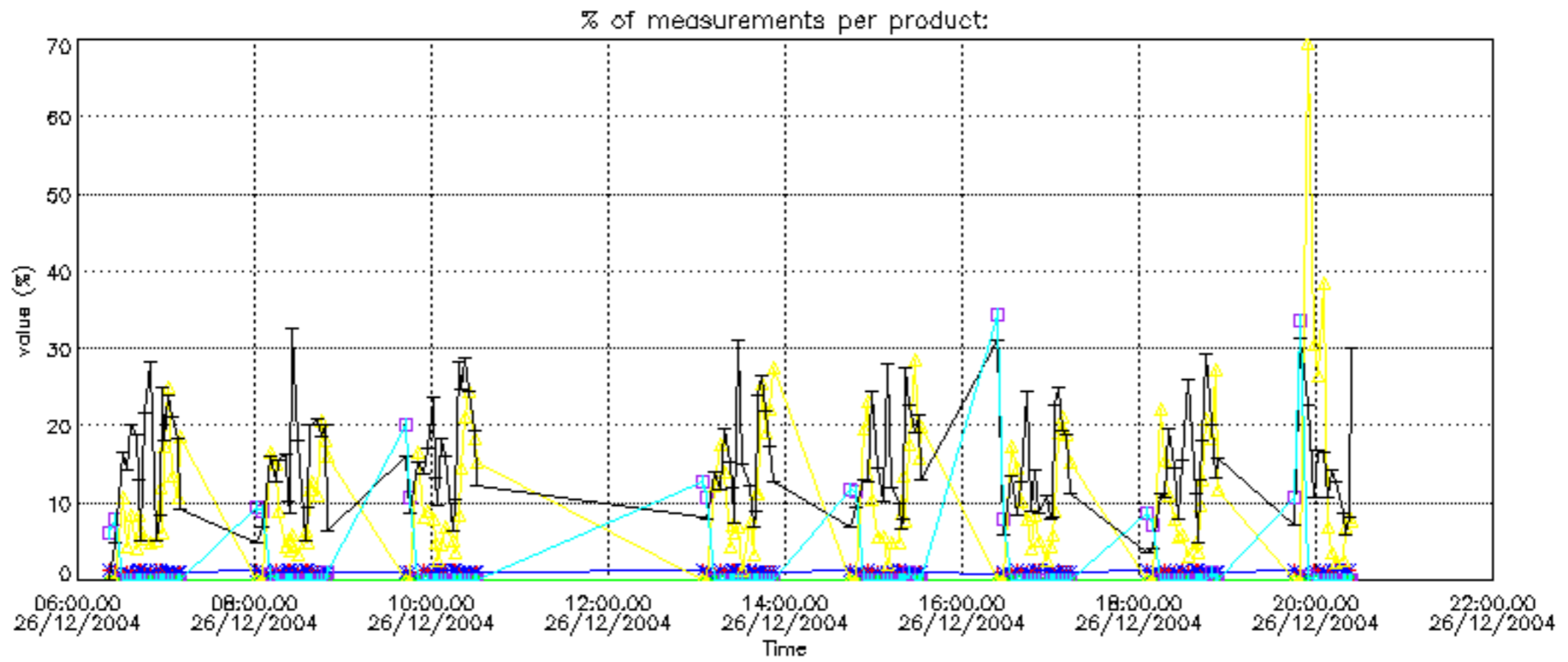


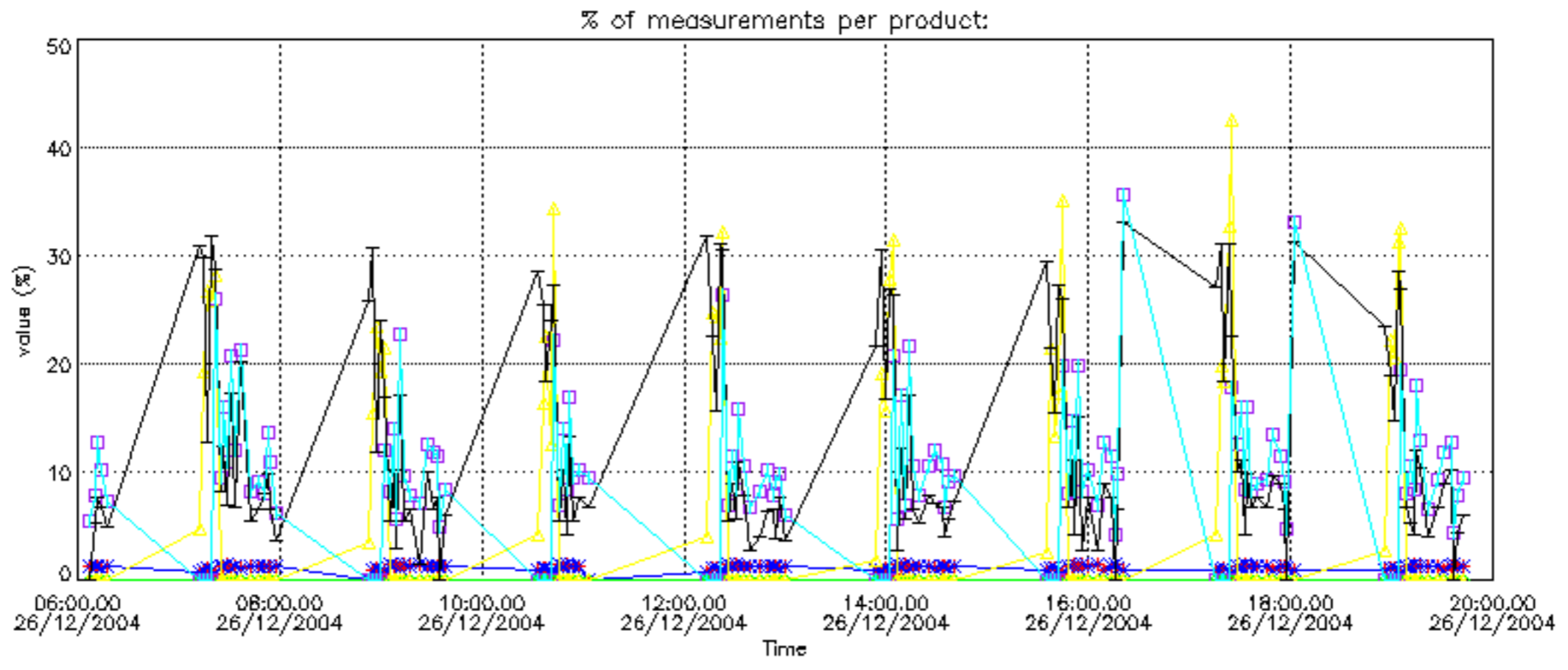
Percentage of flagged data per NO2 profile



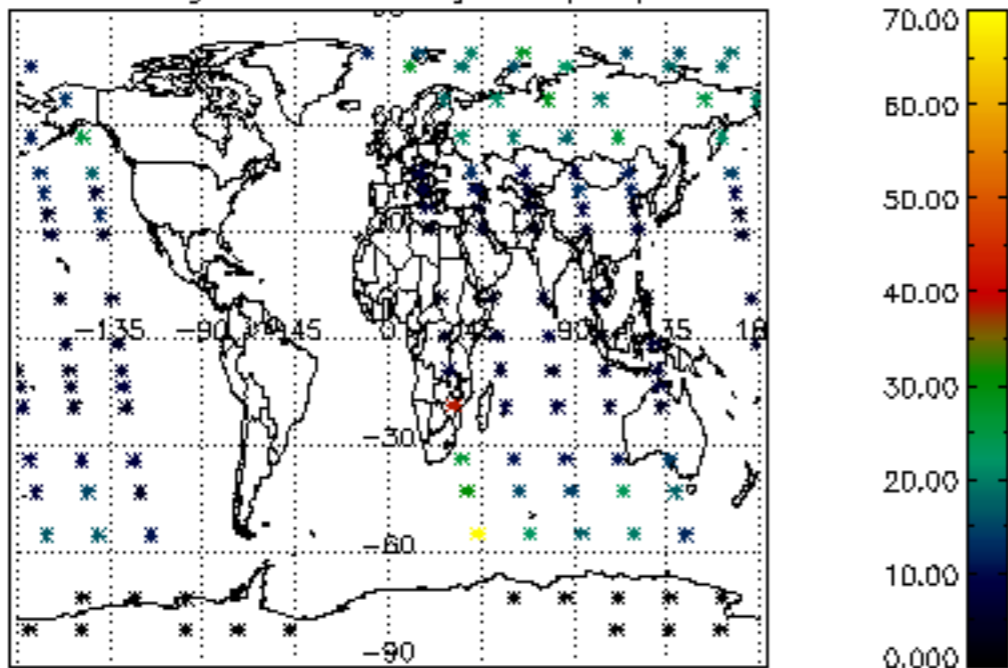
Percentage of flagged data per NO3 profile



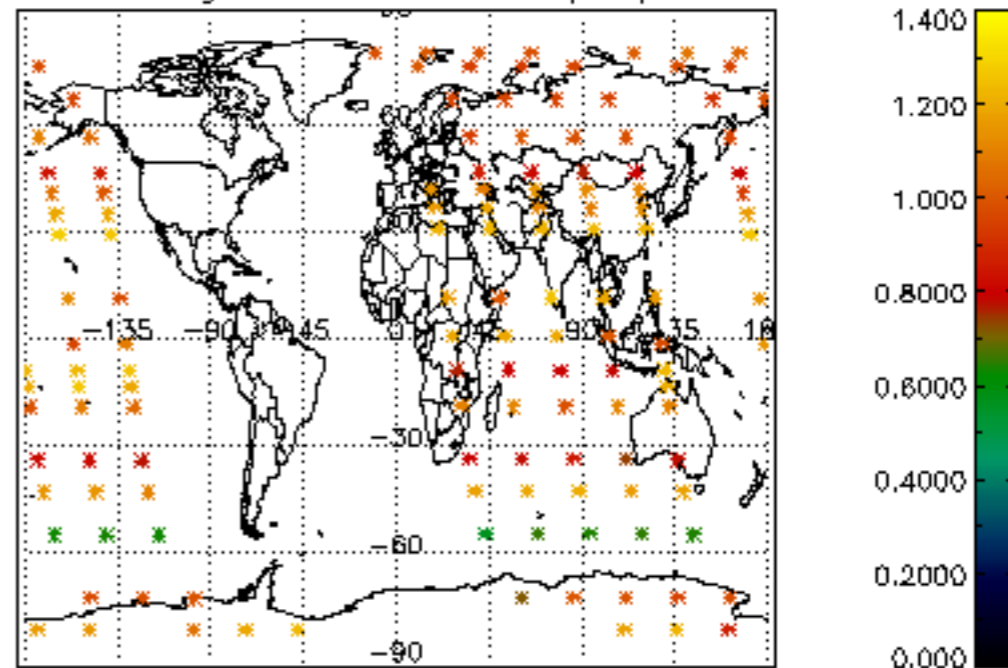




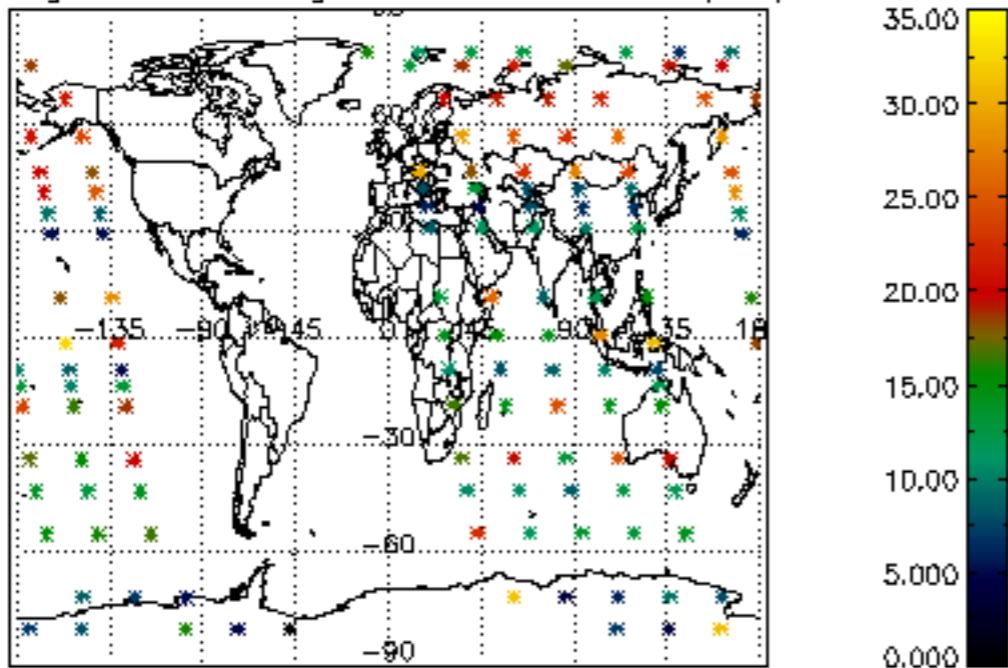
Percentage of cosmic ray hits per profile



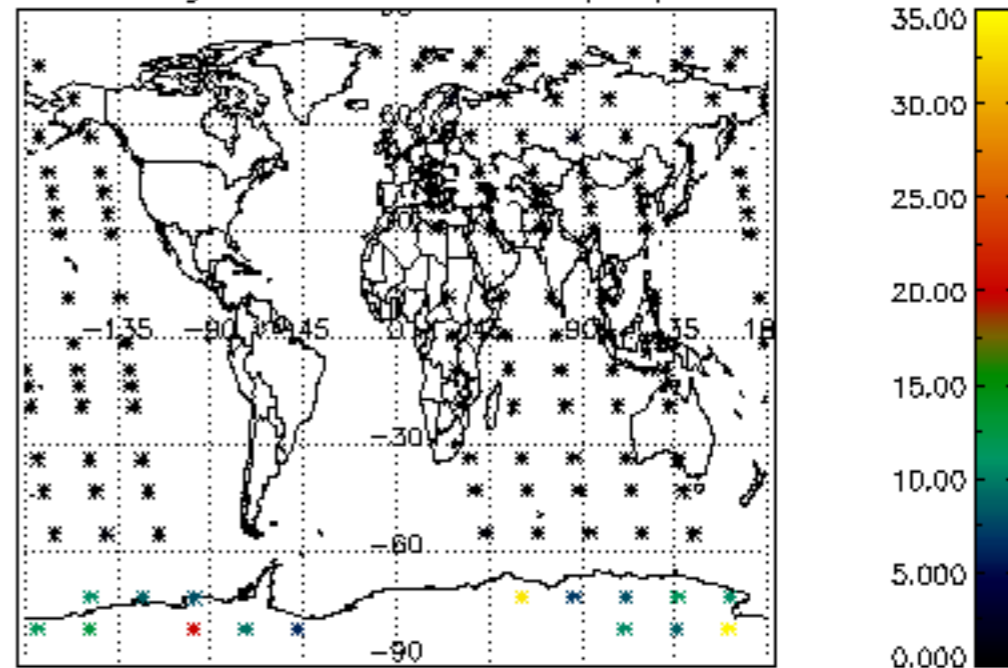
Percentage of datation errors per profile



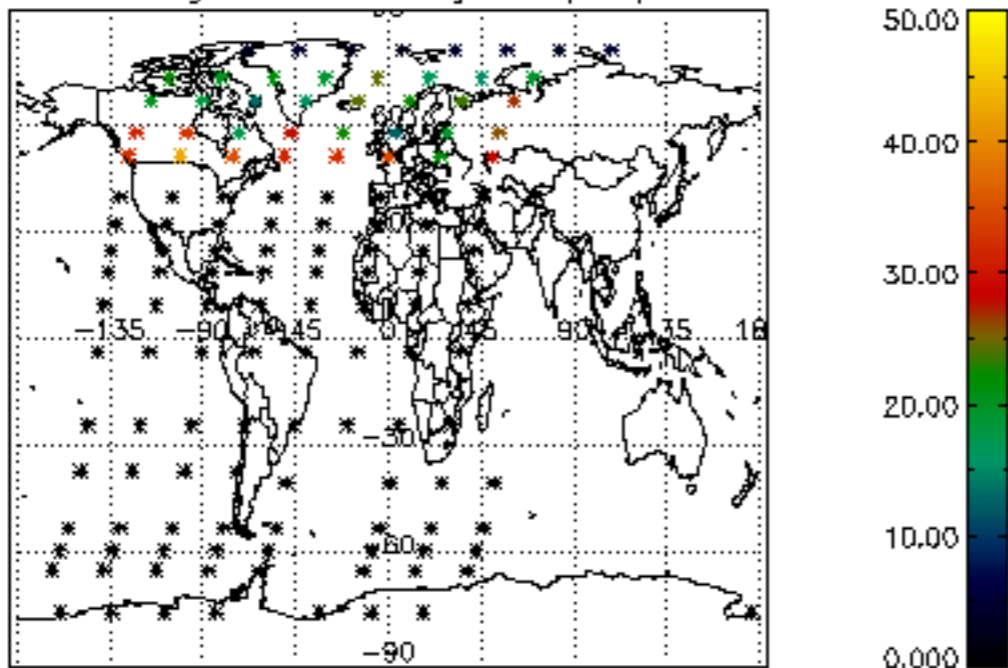
Percentage of star falling outside central band per profile



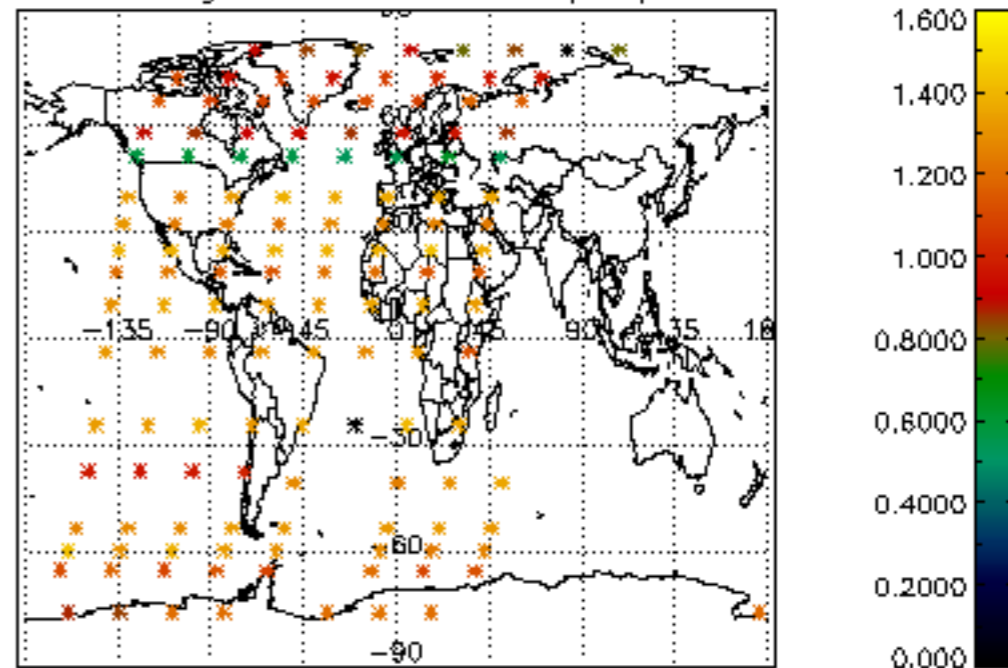
Percentage of saturation errors per profile



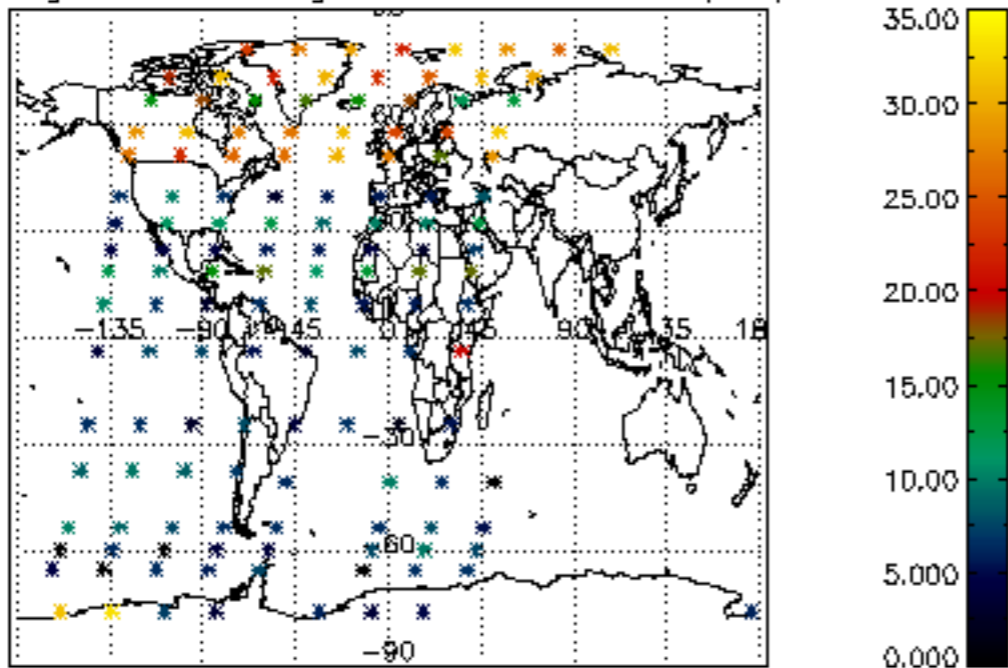
Percentage of cosmic ray hits per profile



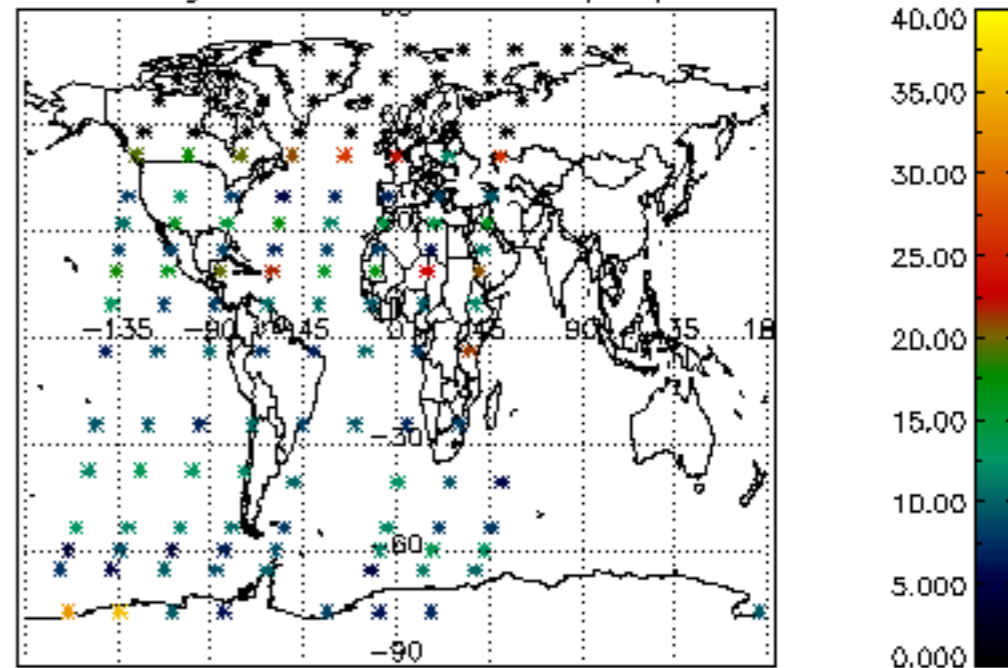
Percentage of datation errors per profile

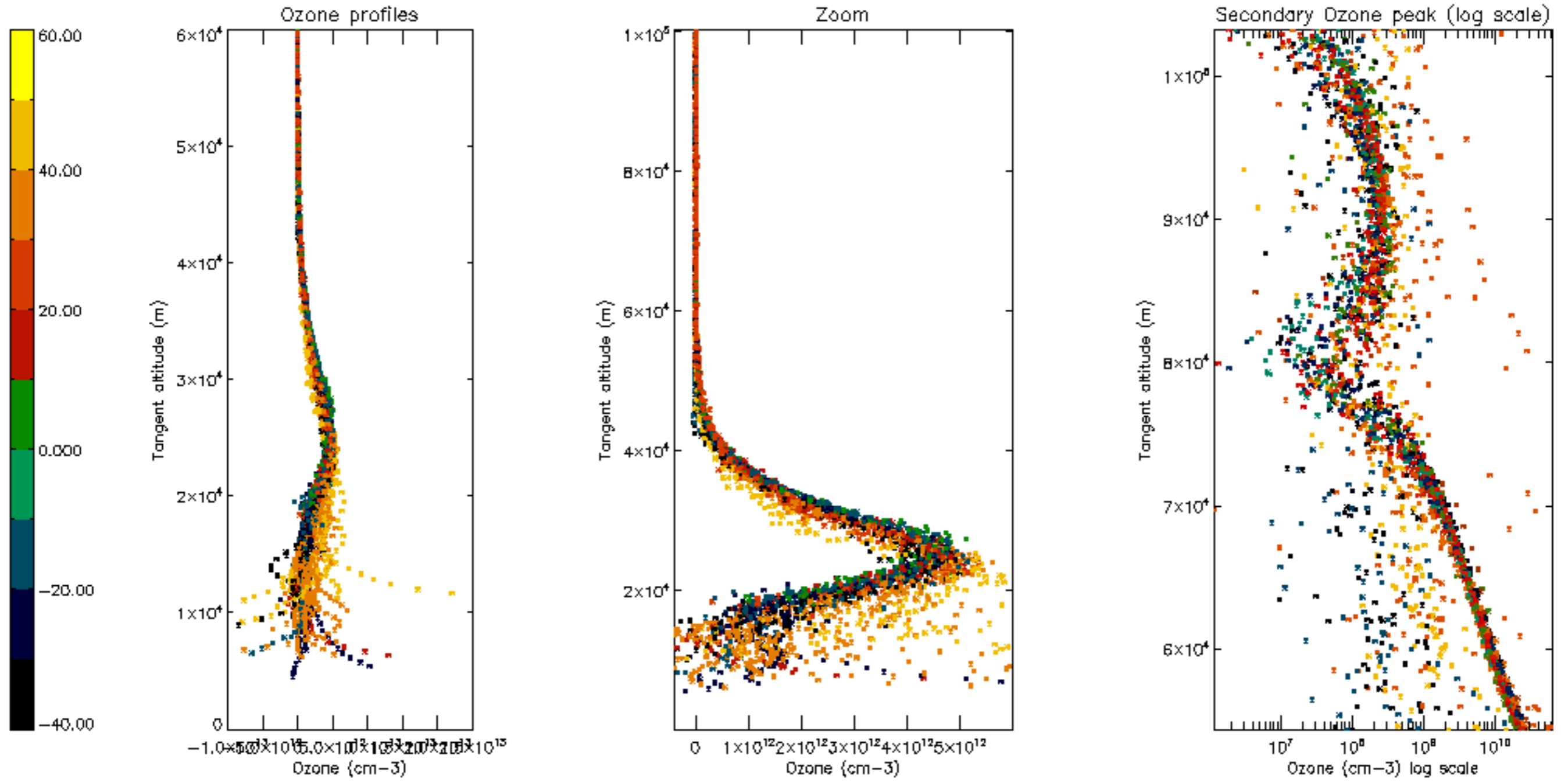


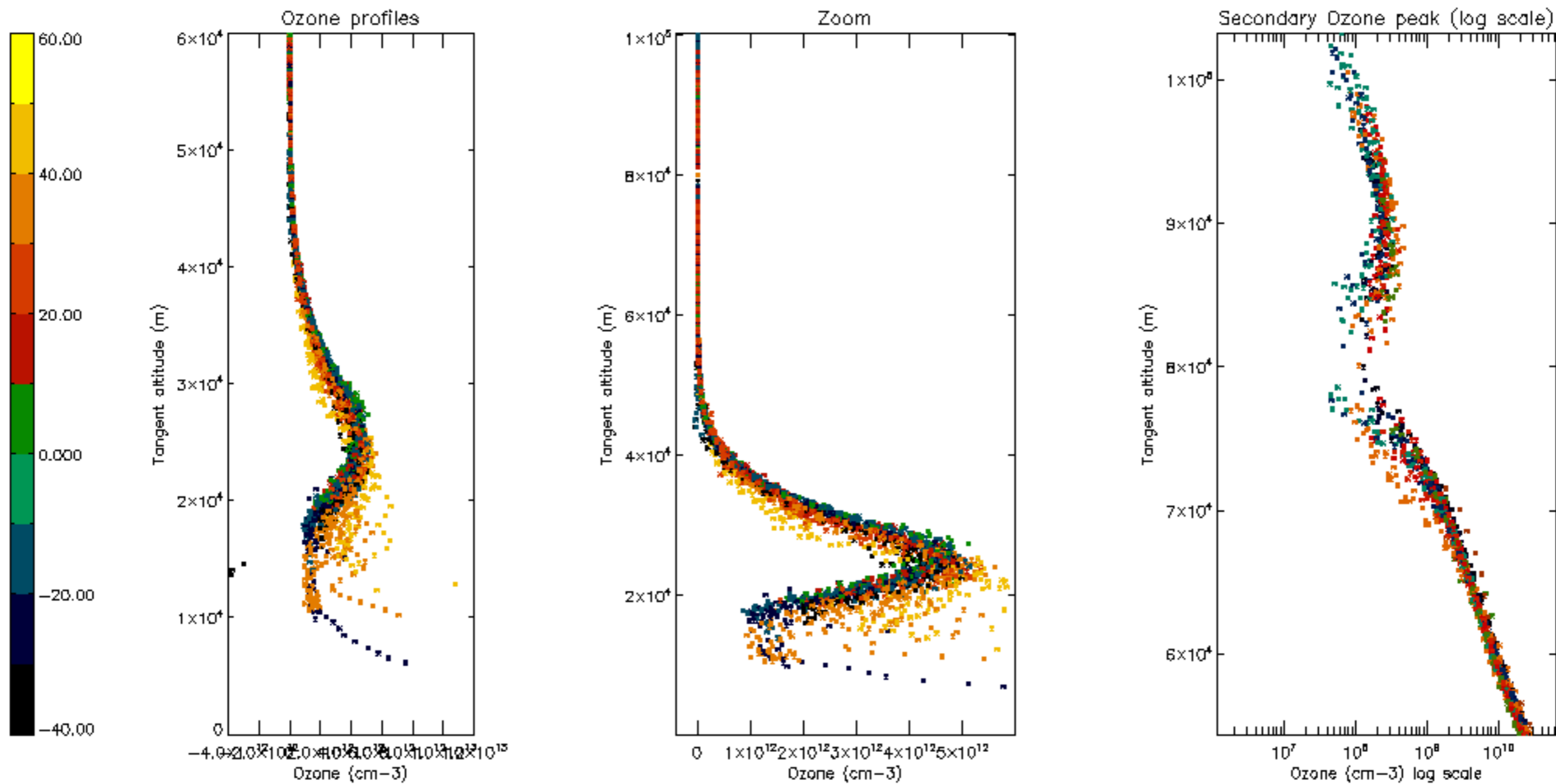
Percentage of star falling outside central band per profile

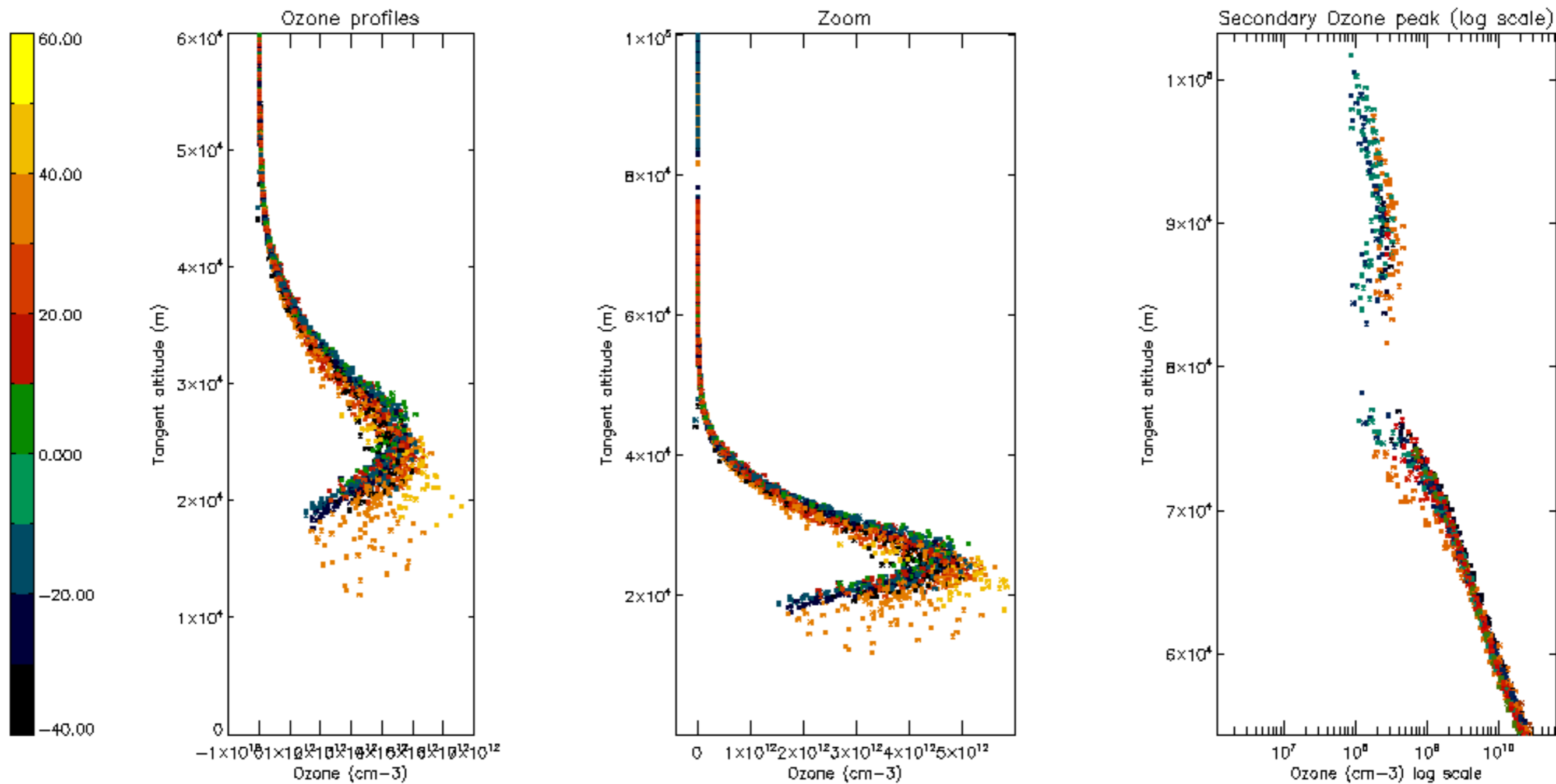


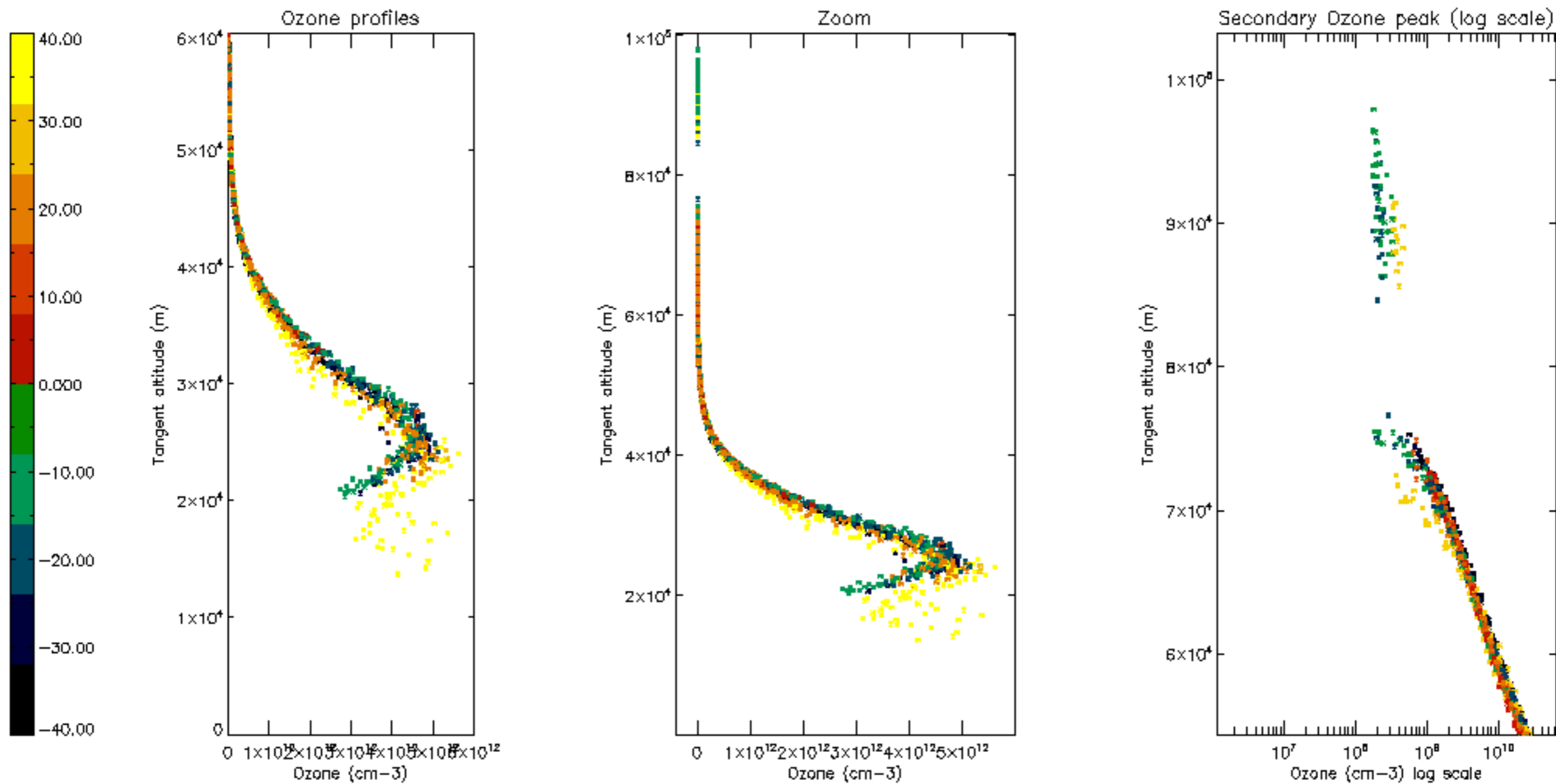
Percentage of saturation errors per profile

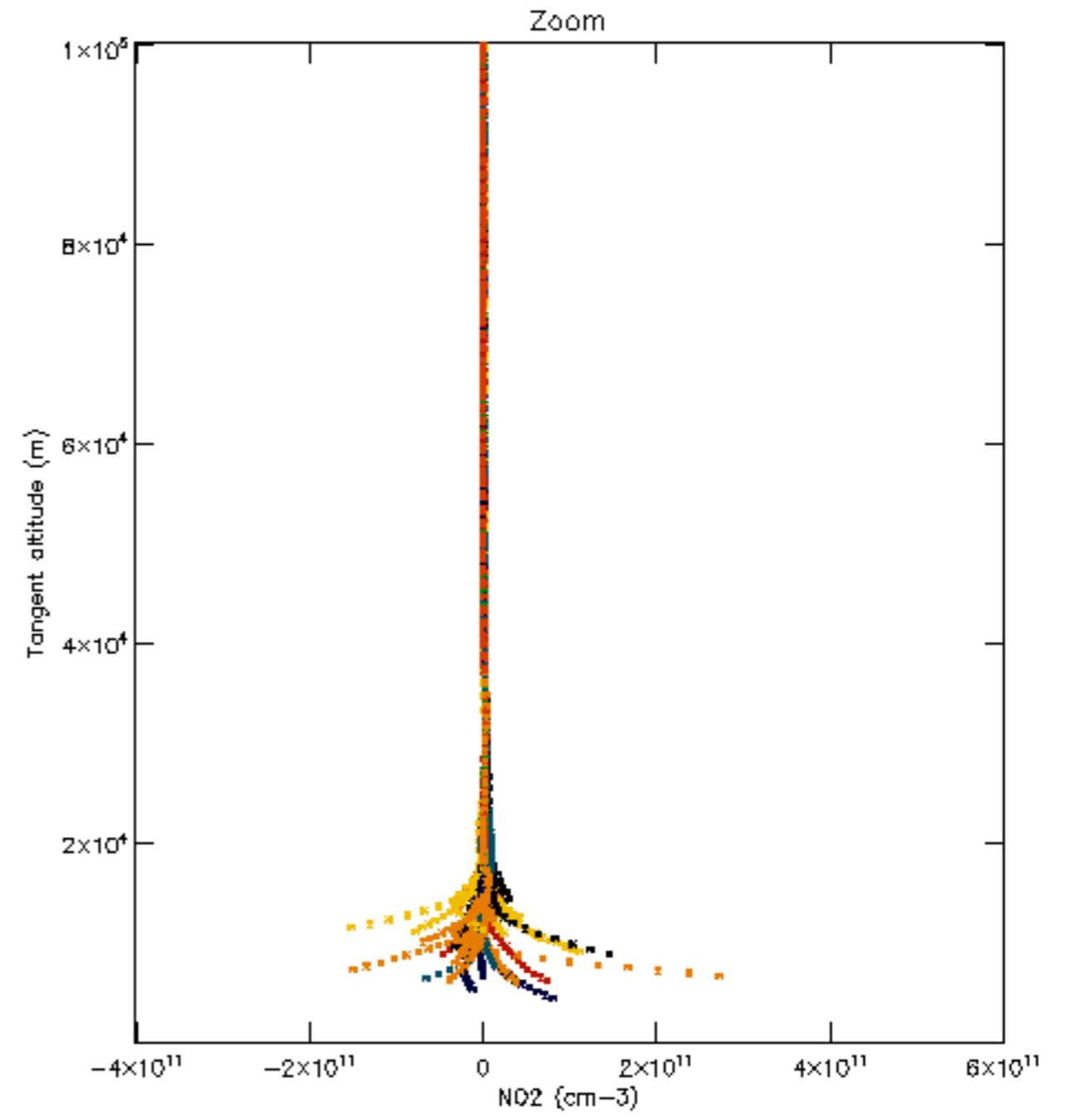
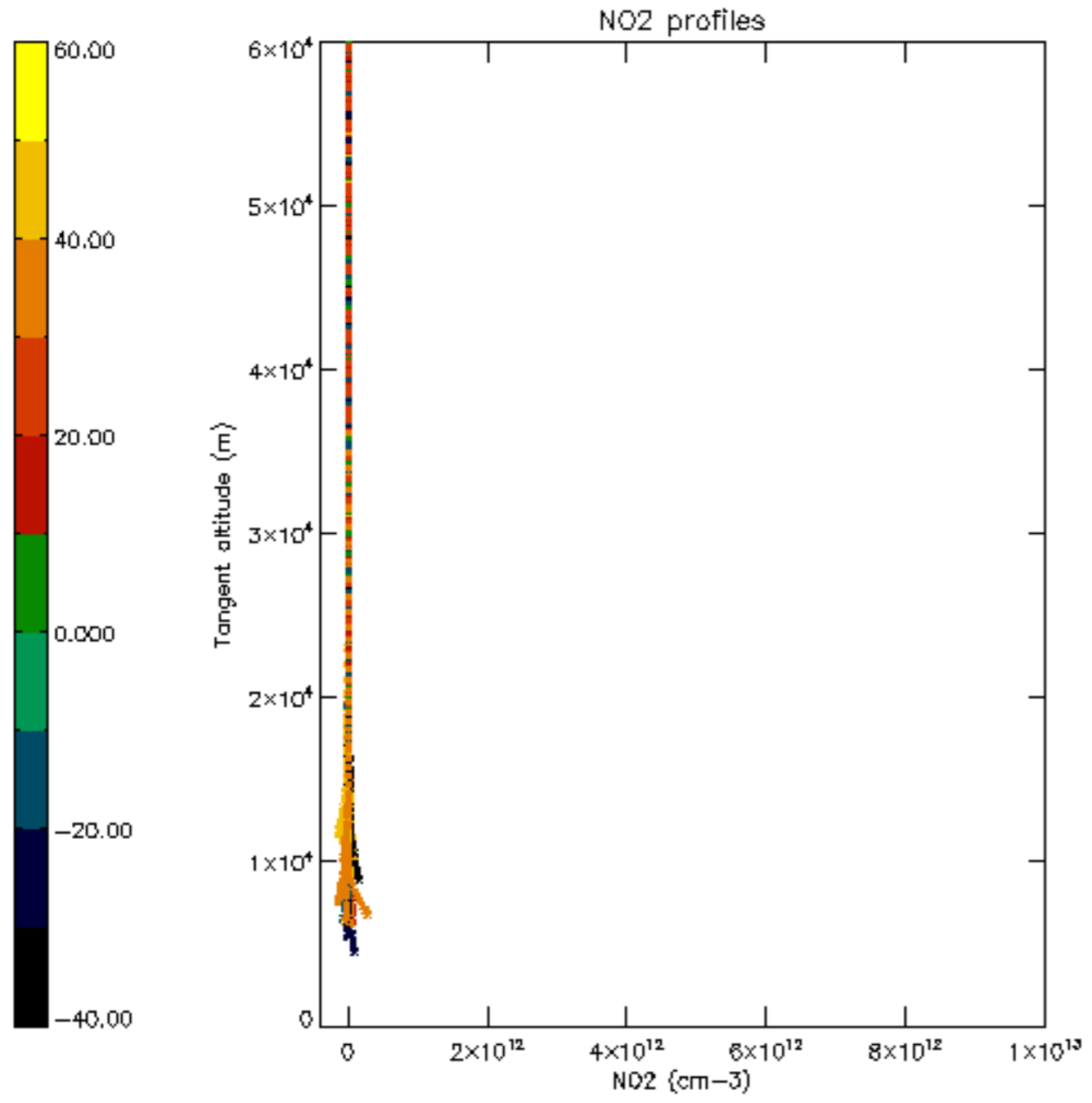


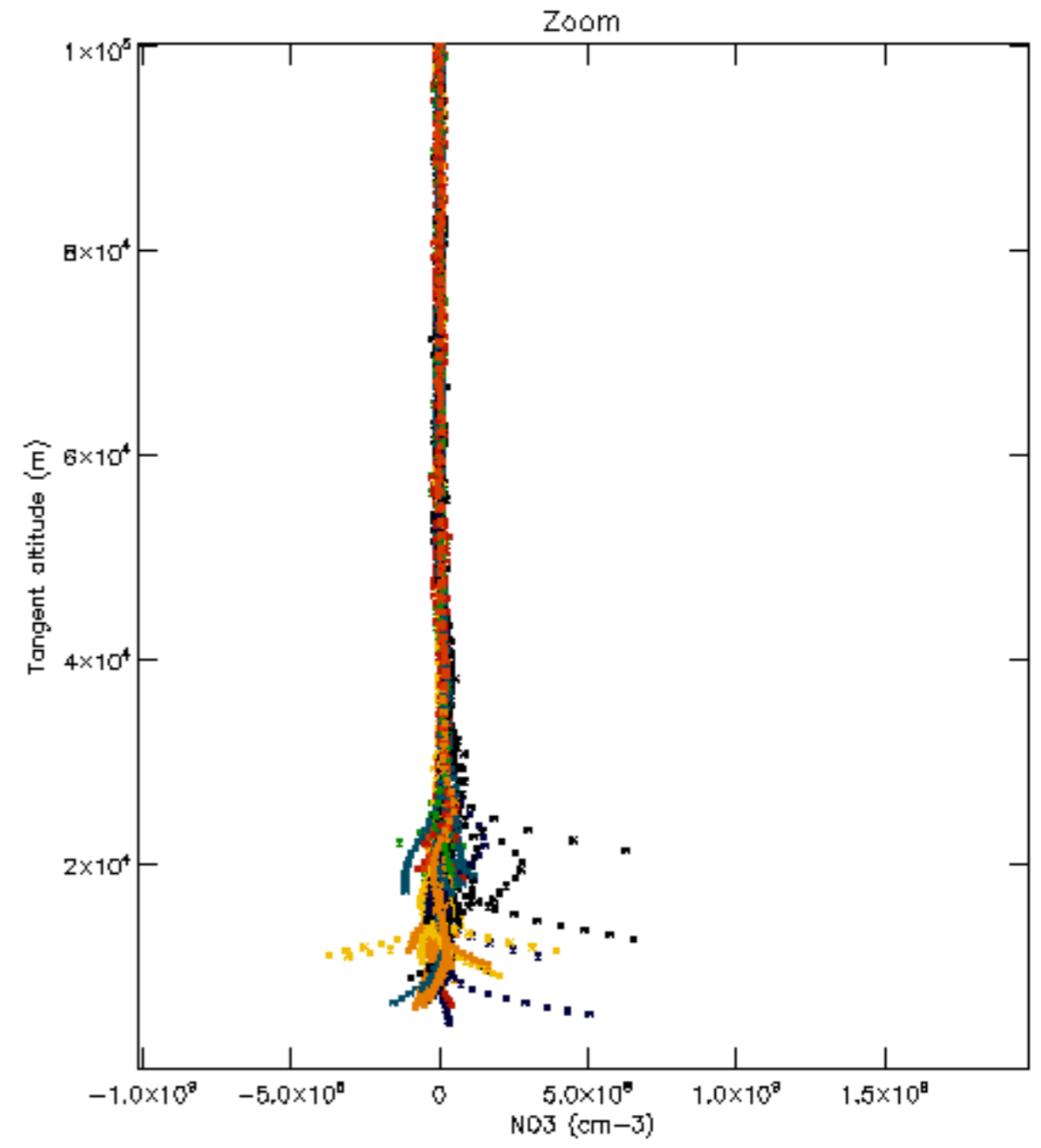
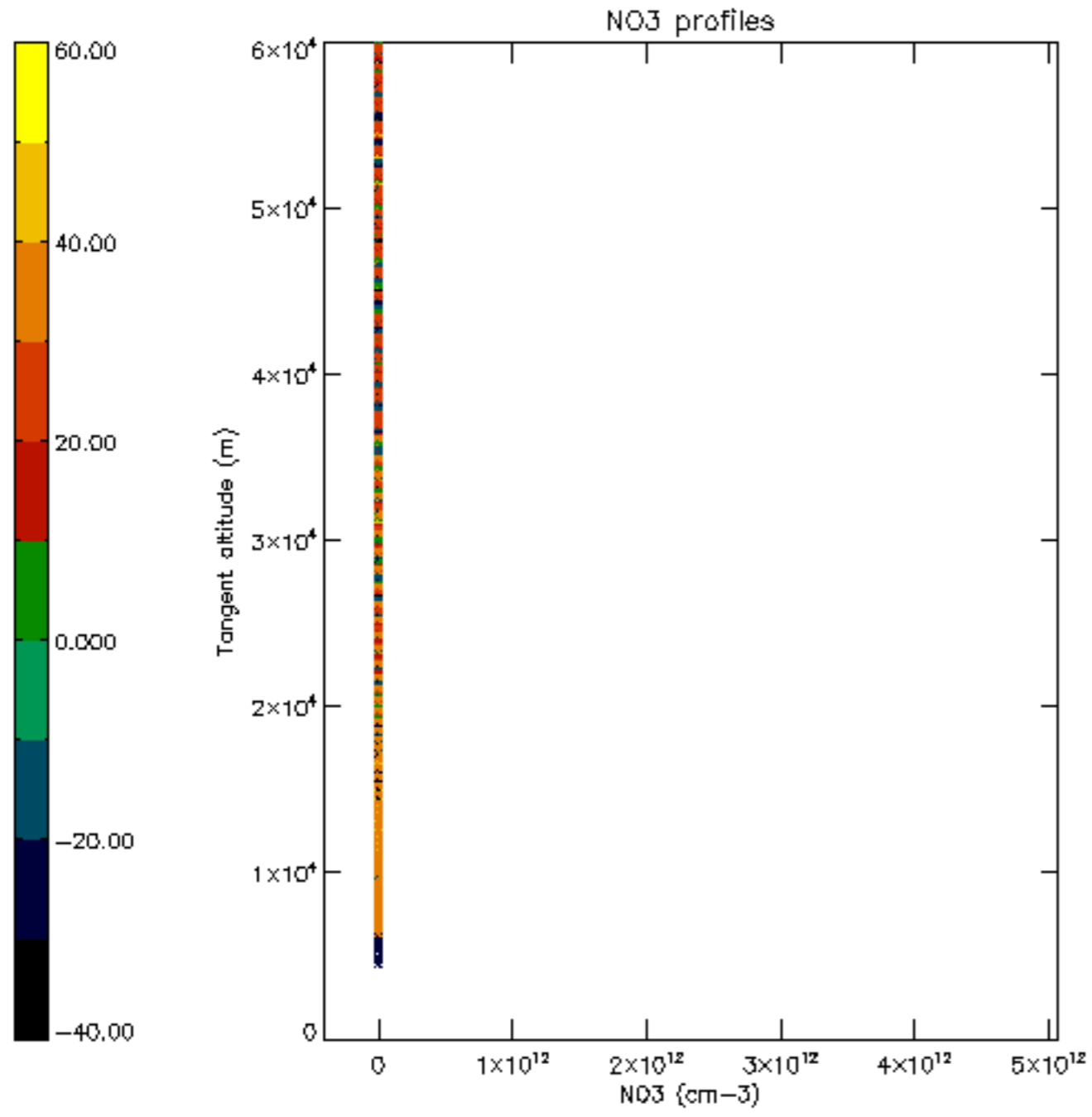


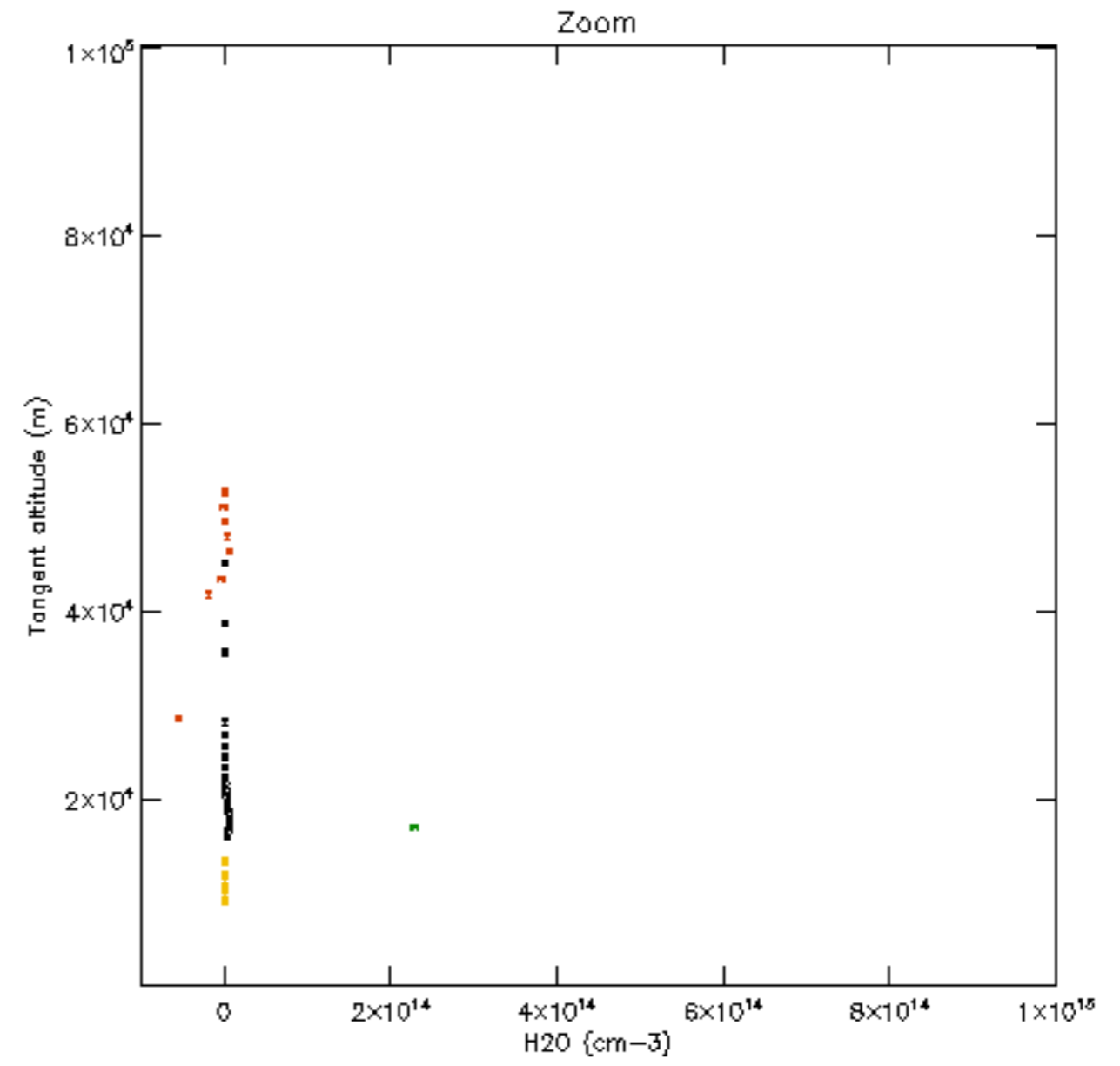
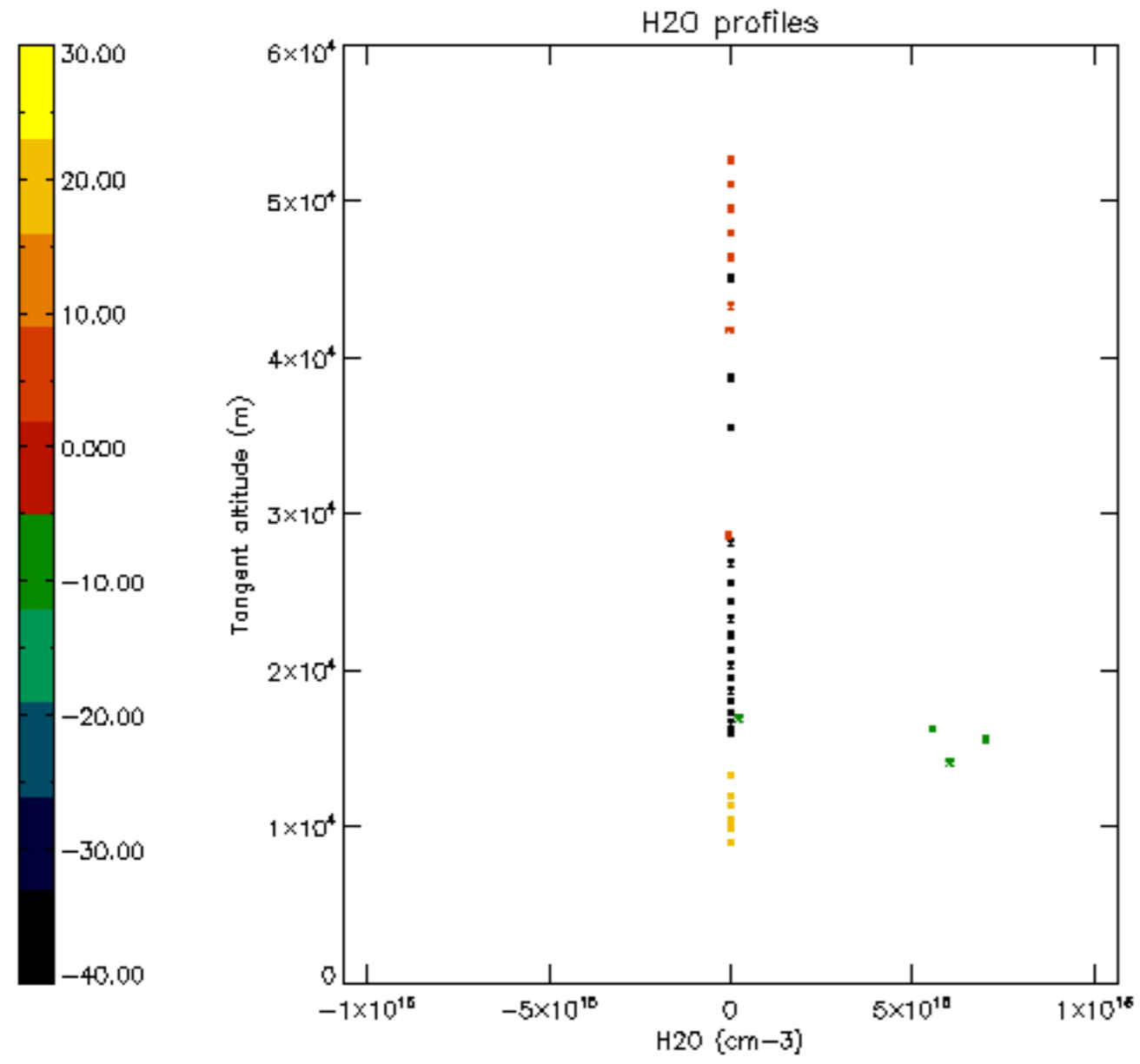


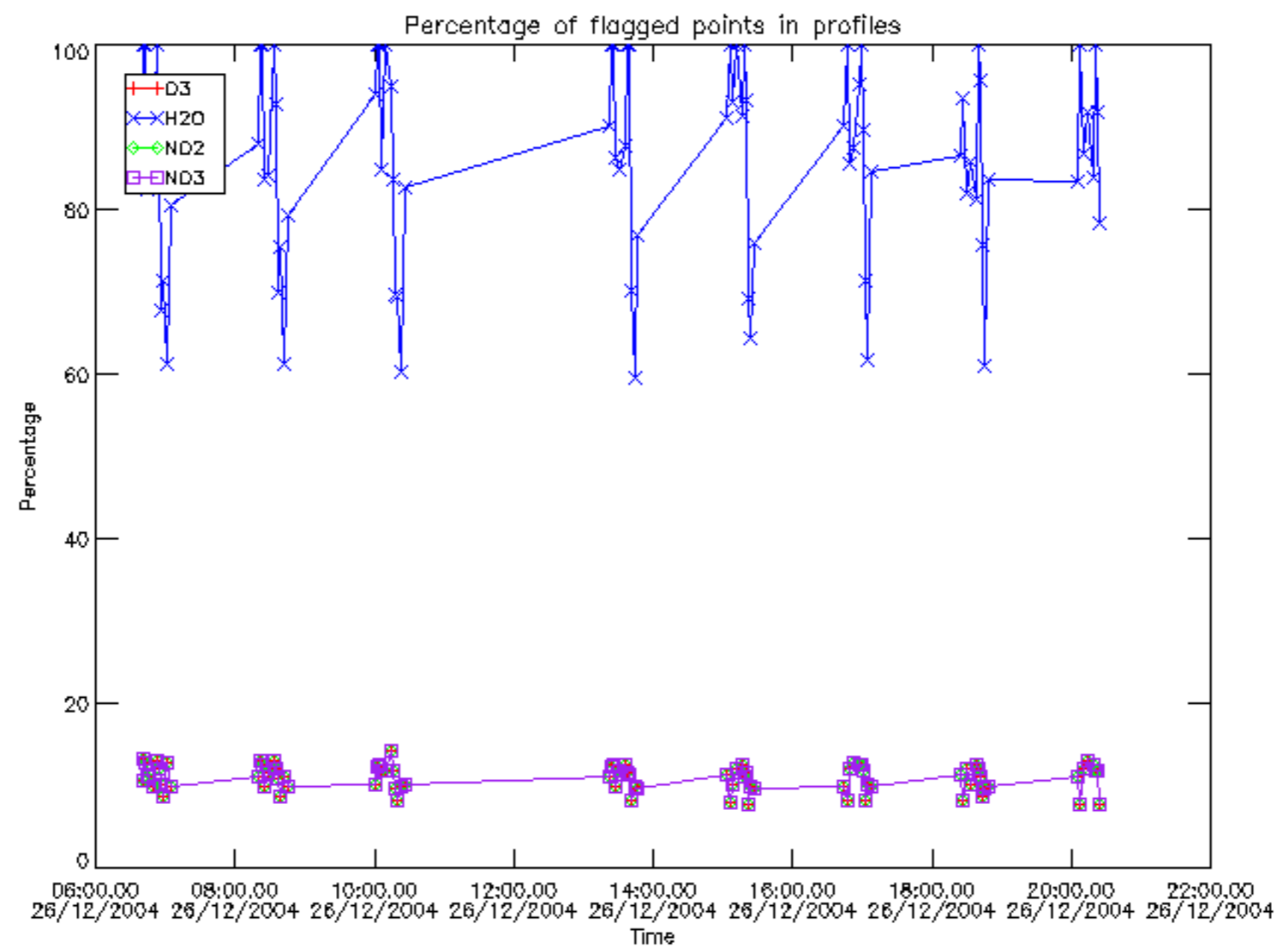




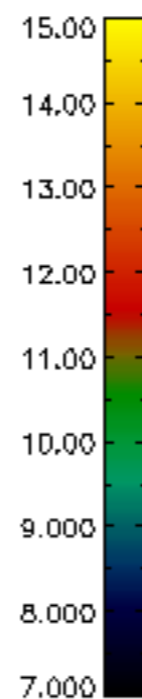
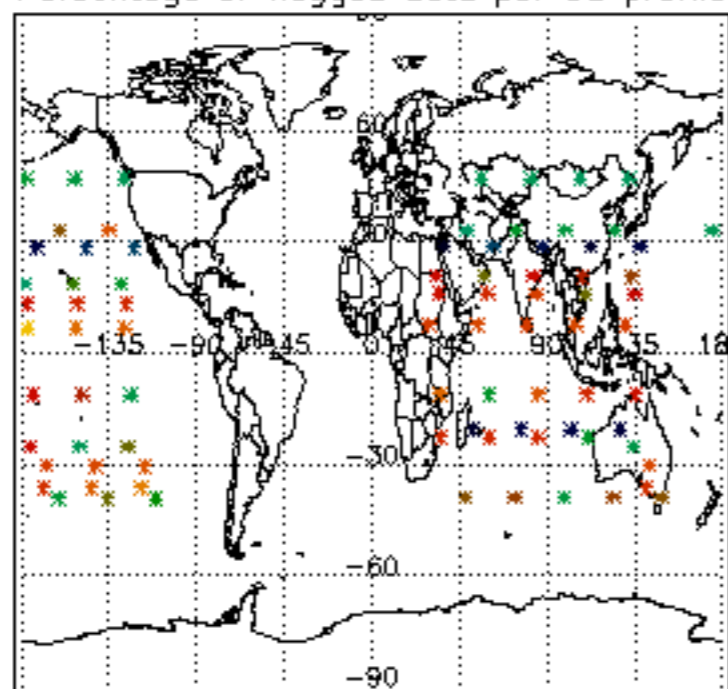




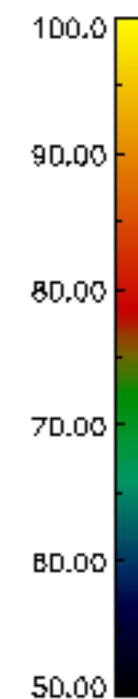
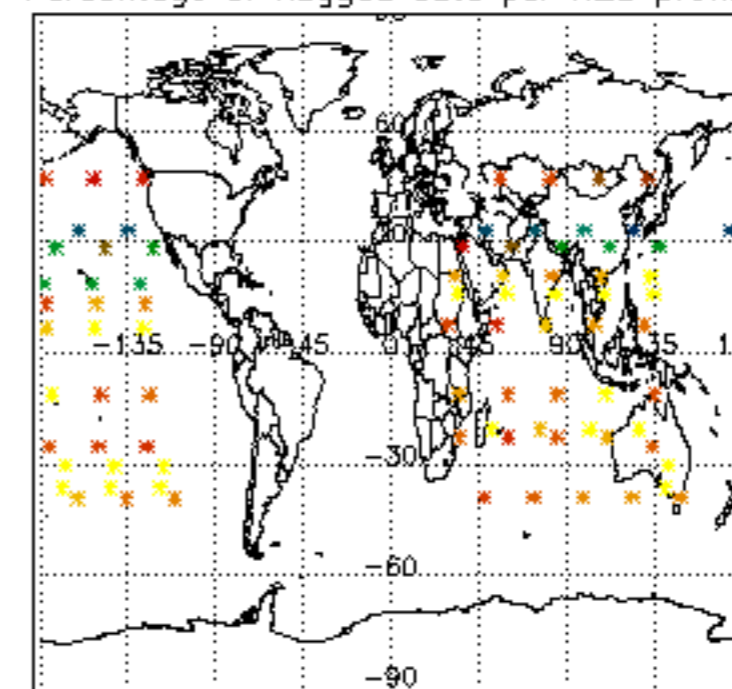




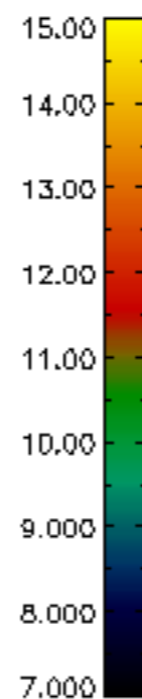
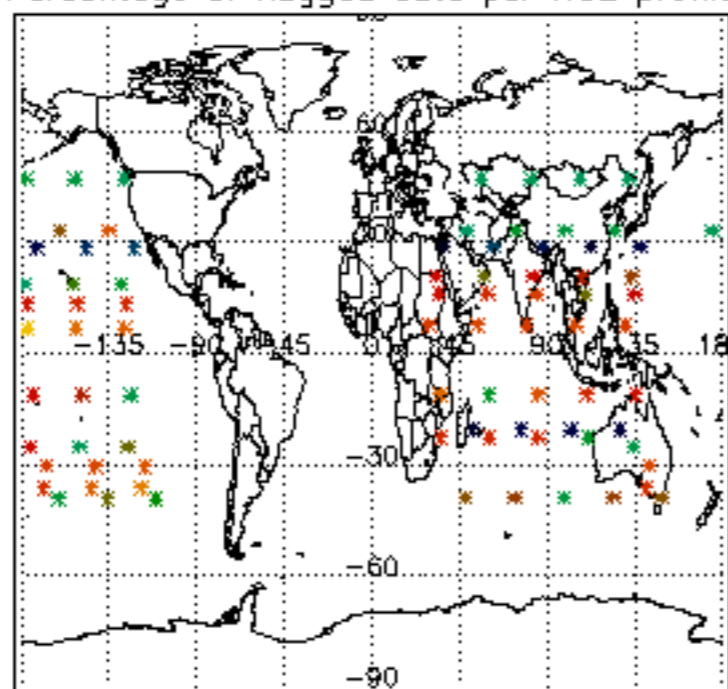
Percentage of flagged data per D3 profile



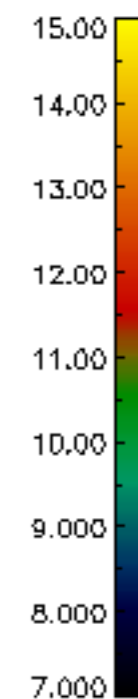
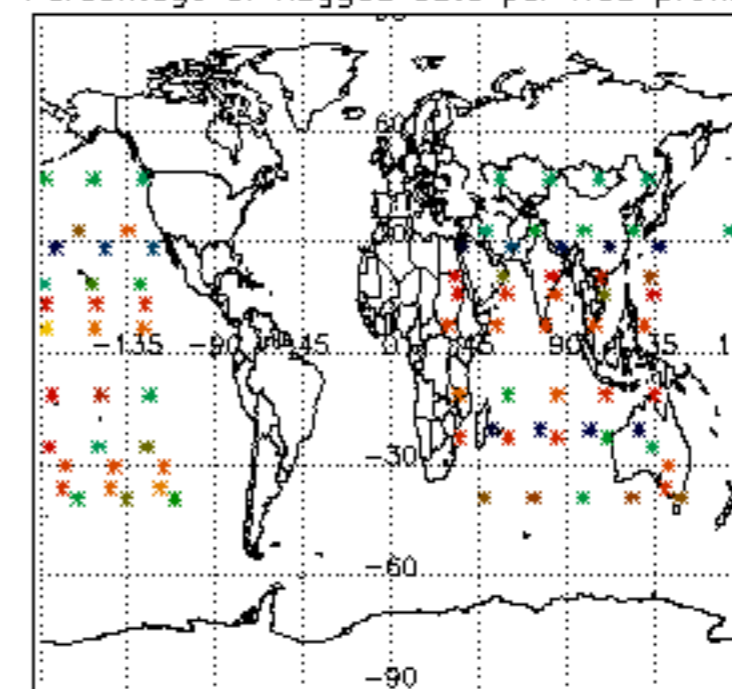
Percentage of flagged data per H2O profile

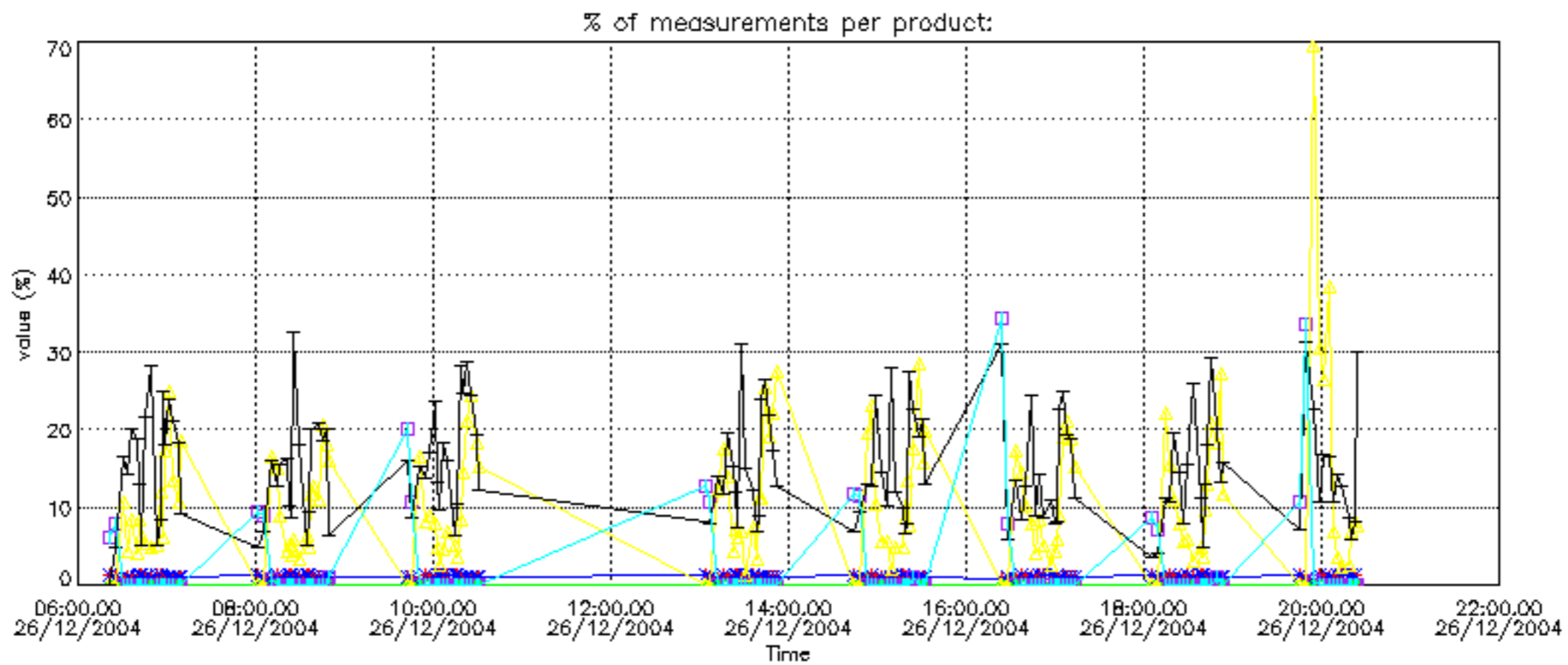


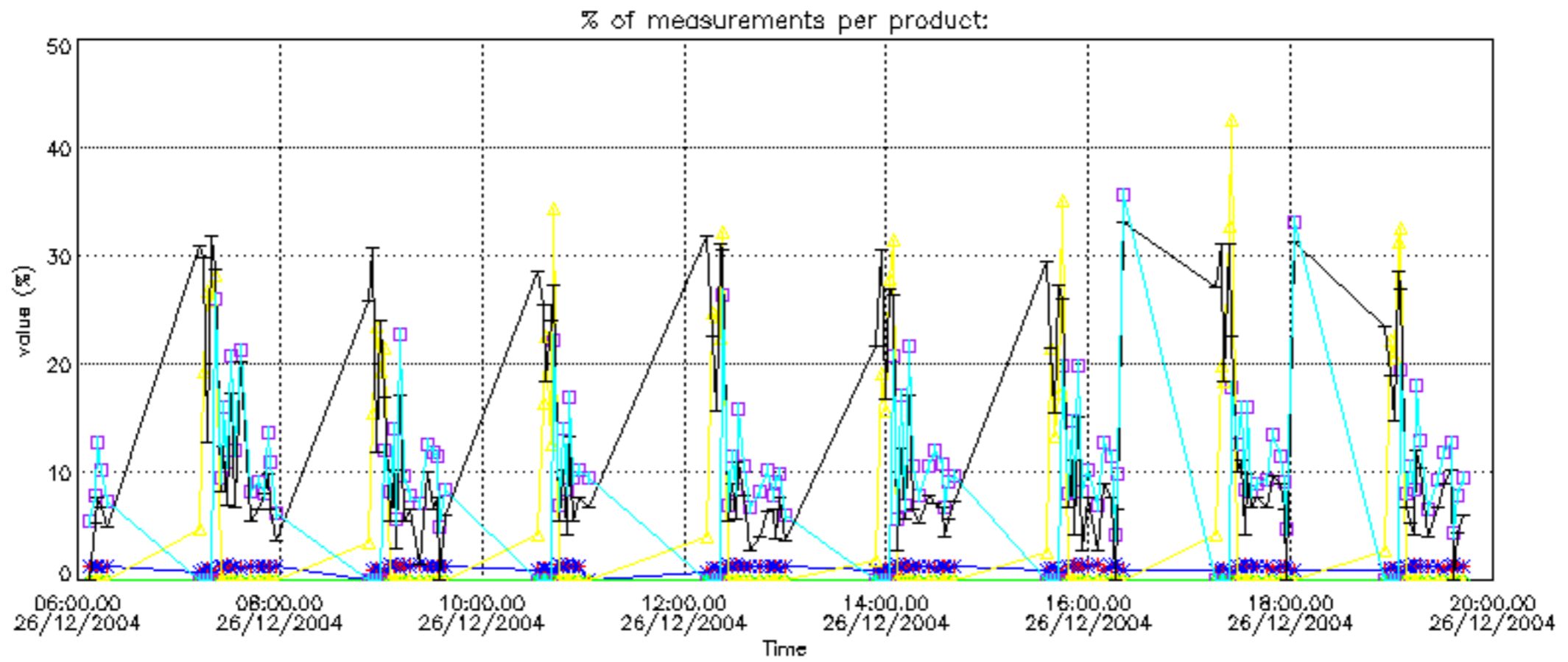
Percentage of flagged data per NO2 profile



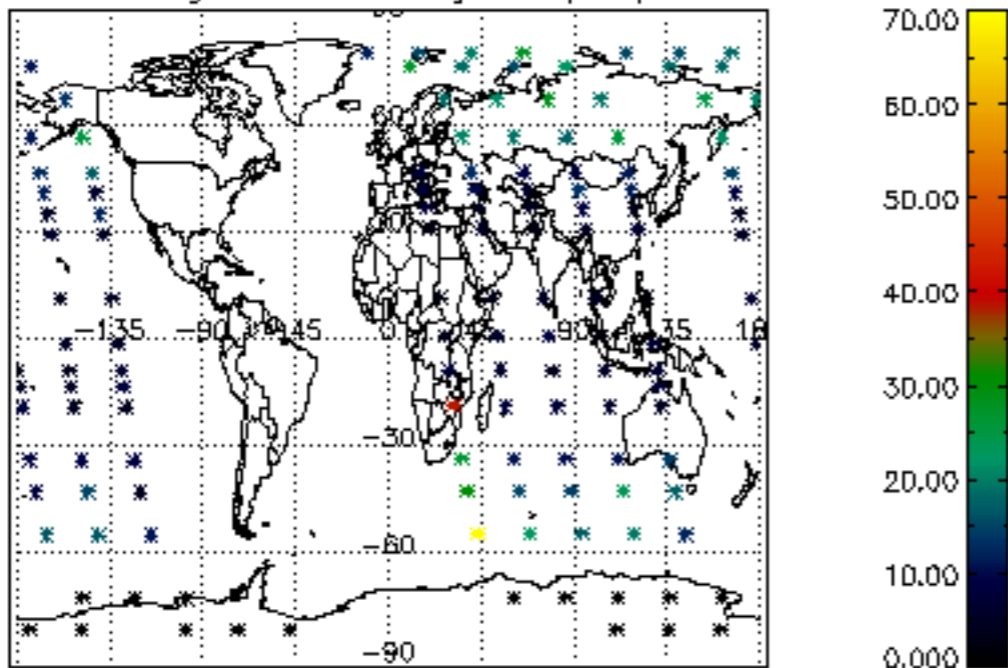
Percentage of flagged data per NO3 profile



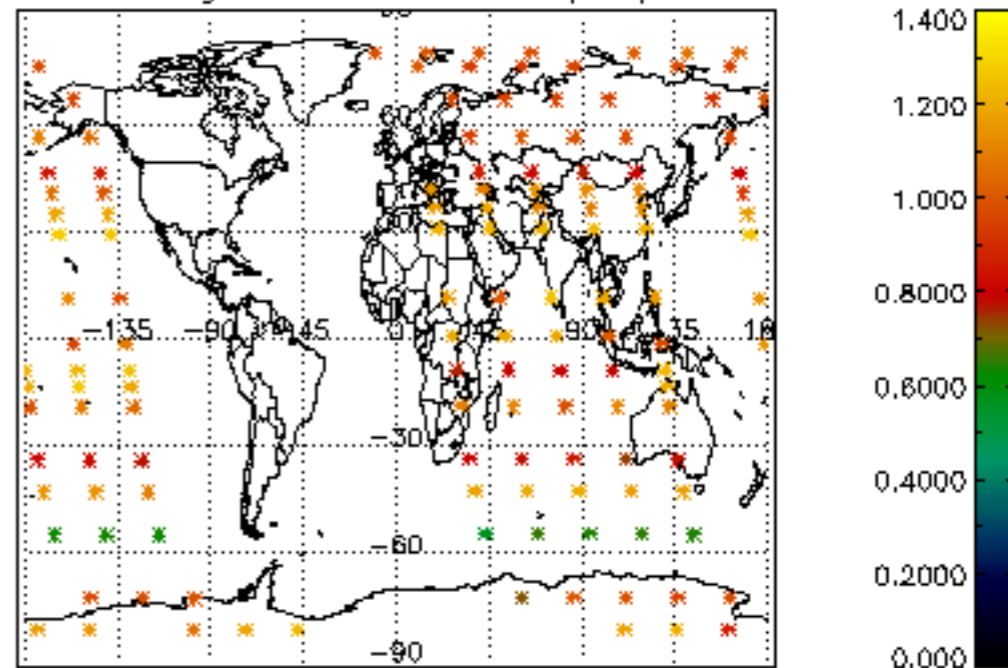




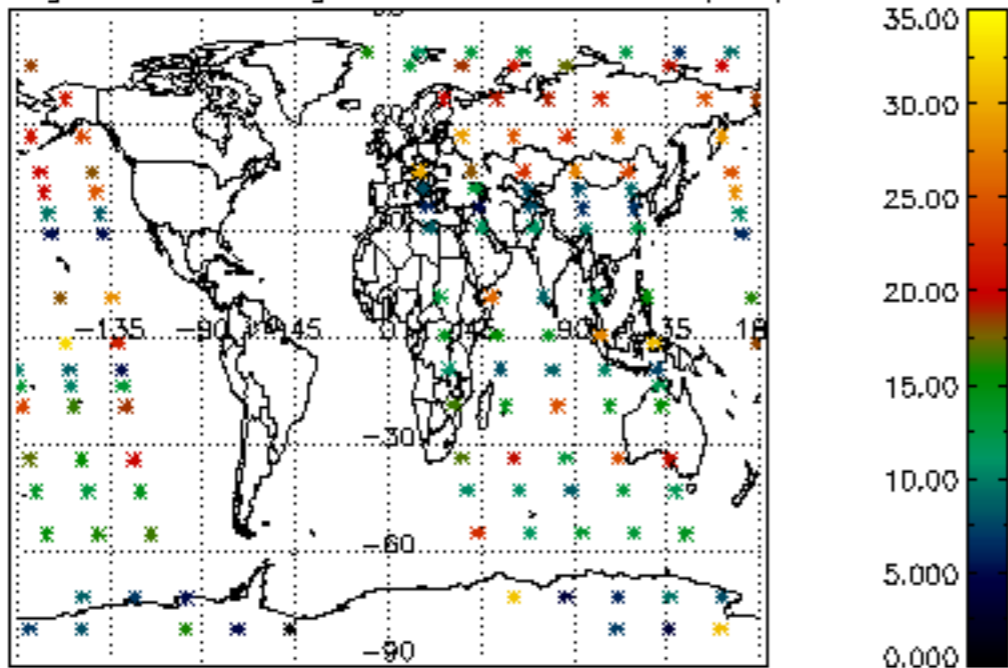
Percentage of cosmic ray hits per profile



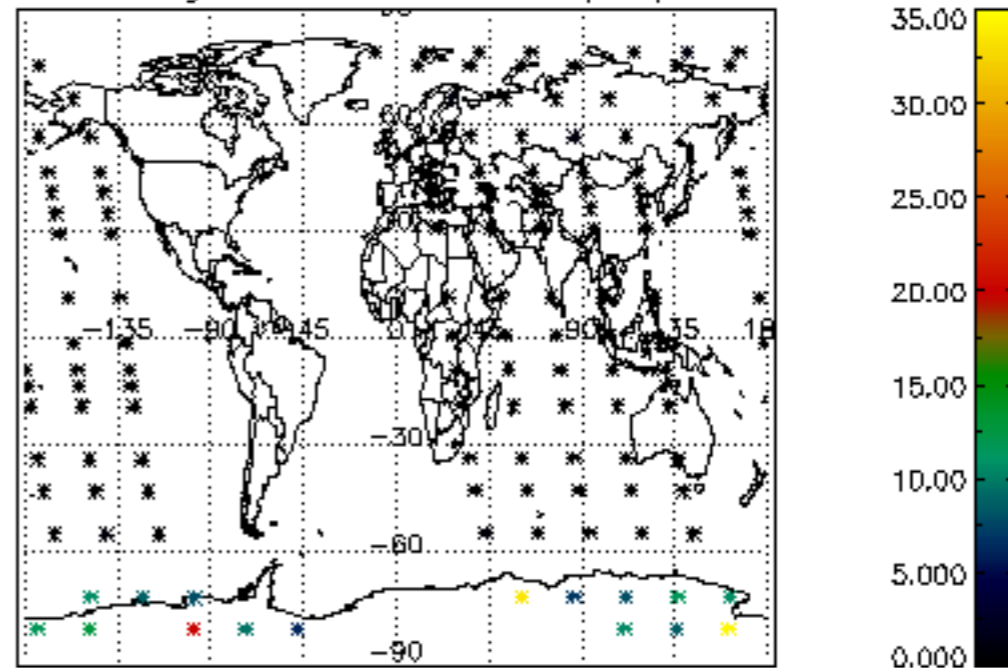
Percentage of datation errors per profile



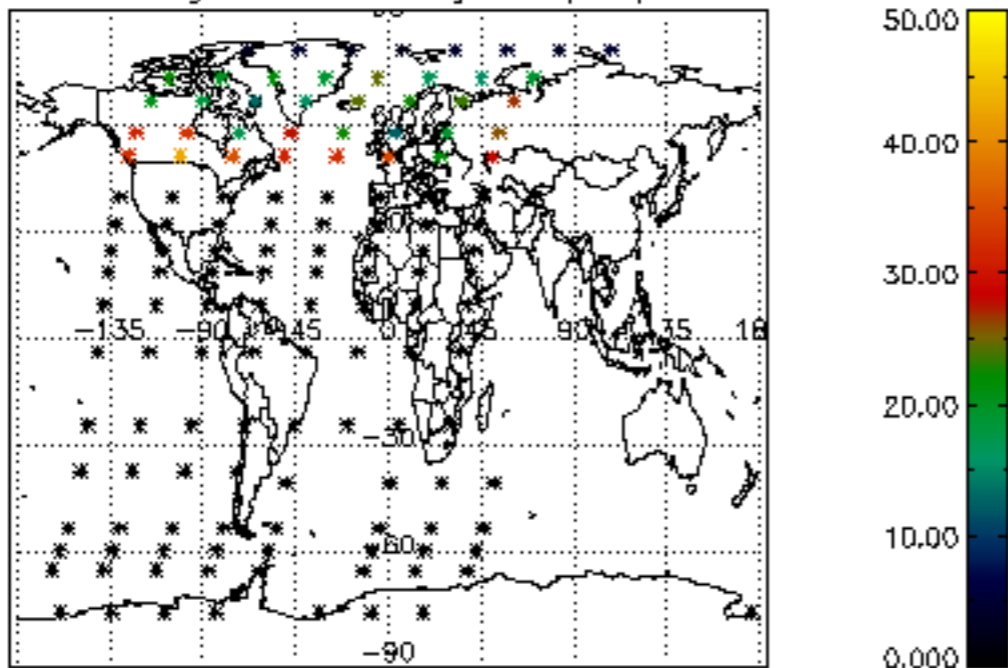
Percentage of star falling outside central band per profile



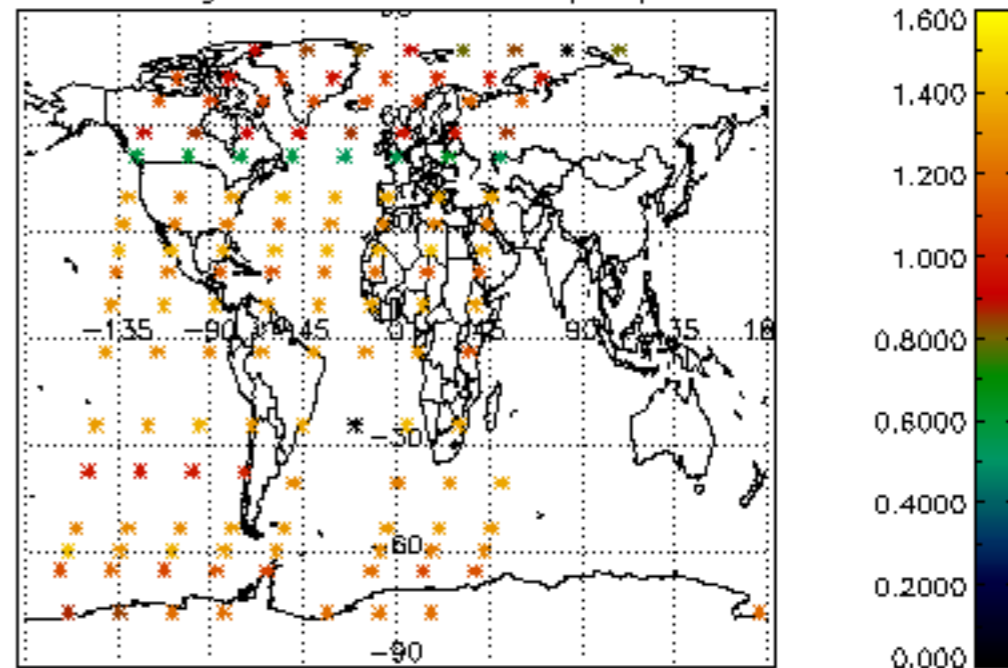
Percentage of saturation errors per profile



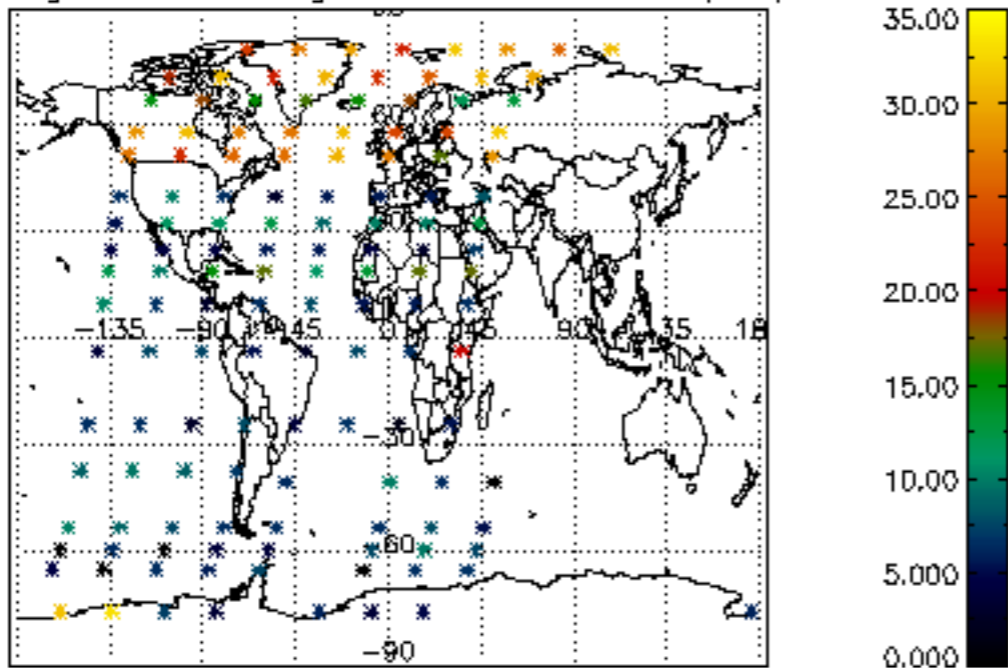
Percentage of cosmic ray hits per profile



Percentage of datation errors per profile



Percentage of star falling outside central band per profile



Percentage of saturation errors per profile

