

GOMOS Level 2 Daily Report

SUMMARY

[1. General Info](#)

[2. Summary of processed GOM_NL_2P products](#)

[3. Level 2 Quality information per product](#)

[3.1 Plot of level 2 quality information per product \(time dependant\)](#)

[3.2 Plot of level 2 quality information per product \(world map\)](#)

[4. Level 1 Quality information per product \(stored on level 2 products\)](#)

[4.1 Plot of level 1 quality information per product \(time dependant\)](#)

[4.1.1 Plot of level 1 quality information per product \(time dependant\): ASCENDING](#)

[4.1.2 Plot of level 1 quality information per product \(time dependant\): DESCENDING](#)

[4.2 Plot of level 1 quality information per product \(world map\)](#)

[4.2.1 Plot of level 1 quality information per product \(world map\): ASCENDING](#)

[4.2.2 Plot of level 1 quality information per product \(world map\): DESCENDING](#)

[5. Ozone profiles based on quality statistics and other trace gas profiles](#)

[5.1 Ozone statistics based on quality of products](#)

[5.2 Plot ozone profiles for all STD \(dark without errors\)](#)

[5.3 Plot ozone profiles where STD < 20% \(dark without errors\)](#)

[5.4. Plot ozone profiles where STD < 10% \(dark without errors\)](#)

[5.5. Plot ozone profiles where STD < 5% \(dark without errors\)](#)

[5.6 Plot NO2 profiles for all STD \(dark without errors\)](#)

[5.7 Plot NO3 profiles for all STD \(dark without errors\)](#)

[5.8 Plot H2O profiles \(only for occultations of stars 1,2,3,4,13,14,16,26,63 dark without errors\) for all STD](#)

[6. Auxiliary Data Files used for the production reported in section 2](#)

This report presents the daily analysis on parameters extracted from GOMOS level 2 data (GOM_NL__2P). It is intended to monitor some important parameters that will impact the quality of these products. A list of level 2 products (and content) that have arrived during the reporting day to the PCF is also given.

Item	Value
Time of report generation	22APR2013 10:40:08
Data source version	GOMOS/6.01
Start time of products	22-12-2004 (22DEC2004 00:00:00)
Stop time of products	23-12-2004 (23DEC2004 00:00:00)
Store outputs in DB	Yes
Nb of level 2 prods	298
Nb of prods with errors	1

2. Summary of processed GOM_NL__2P products.

Nr	Filename	UTC Start time	Limb	Duration	Star Id	Star Name	Star Mag	Star Temp	Nb Meas	Orbit	Prod. error
1	GOM_NL__2PRFIN20041222_000051_000000422033_00116_14699_7445.N1	22-DEC-2004 00:00:51	Bright	42.000	180	27Gam Boo	3.0400	8000.0	84	14699	No
2	GOM_NL__2PRFIN20041222_000413_000000402033_00116_14699_7446.N1	22-DEC-2004 00:04:13	Bright	39.500	83		2.3780	11000.	79	14699	No
3	GOM_NL__2PRFIN20041222_000747_000000642033_00116_14699_7447.N1	22-DEC-2004 00:07:47	Bright	64.000	111	8Eta Boo	2.6800	6000.0	128	14699	No
4	GOM_NL__2PRFIN20041222_001225_000000652033_00116_14699_7448.N1	22-DEC-2004 00:12:25	Bright	64.500	138	47Eps Vir	2.8280	4700.0	129	14699	No
5	GOM_NL__2PRFIN20041222_001630_000000382033_00116_14699_7449.N1	22-DEC-2004 00:16:30	Bright	38.000	122	9Alp2Lib	2.7470	9700.0	76	14699	No
6	GOM_NL__2PRFIN20041222_063231_000000402033_00120_14703_7423.N1	22-DEC-2004 06:32:31	Bright	40.000	60	7Bet UMi	2.0810	3950.0	80	14703	No
7	GOM_NL__2PRFIN20041222_063602_000000382033_00120_14703_7424.N1	22-DEC-2004 06:36:02	Bright	37.500	119	14Eta Dra	2.7270	4700.0	75	14703	No
8	GOM_NL__2PRFIN20041222_063736_000000622033_00120_14703_7425.N1	22-DEC-2004 06:37:36	Bright	62.000	55	79Zet UMa	2.0600	10200.	124	14703	No
9	GOM_NL__2PRFIN20041222_063939_000000452033_00120_14703_7426.N1	22-DEC-2004 06:39:39	Bright	44.500	39	85Eta UMa	1.8540	24000.	89	14703	No
10	GOM_NL__2PRFIN20041222_064315_000000402033_00120_14703_7427.N1	22-DEC-2004 06:43:15	Bright	40.000	180	27Gam Boo	3.0400	8000.0	80	14703	No
11	GOM_NL__2PRFIN20041222_064637_000000412033_00120_14703_7428.N1	22-DEC-2004 06:46:37	Bright	41.000	83		2.3780	11000.	82	14703	No
12	GOM_NL__2PRFIN20041222_065012_000000652033_00120_14703_7429.N1	22-DEC-2004 06:50:12	Bright	65.000	111	8Eta Boo	2.6800	6000.0	130	14703	No
13	GOM_NL__2PRFIN20041222_065452_000000712033_00120_14703_7430.N1	22-DEC-2004 06:54:52	Bright	71.000	138	47Eps Vir	2.8280	4700.0	142	14703	No
14	GOM_NL__2PRFIN20041222_065856_000000392033_00120_14703_7431.N1	22-DEC-2004 06:58:56	Bright	38.500	122	9Alp2Lib	2.7470	9700.0	77	14703	No
15	GOM_NL__2PRFIN20041222_070054_000000652033_00120_14703_7432.N1	22-DEC-2004 07:00:54	Twilight	65.000	15	67Alp Vir	0.97600	28000.	130	14703	No
16	GOM_NL__2PRFIN20041222_070425_000000522033_00120_14703_7433.N1	22-DEC-2004 07:04:25	Dark	52.000	169	46Gam Hya	2.9910	4700.0	104	14703	No
17	GOM_NL__2PRFIN20041222_070610_000000402033_00120_14703_7434.N1	22-DEC-2004 07:06:10	Dark	40.000	81	Eta Cen	2.3560	28000.	80	14703	No
18	GOM_NL__2PRFIN20041222_070722_000000402033_00120_14703_7435.N1	22-DEC-2004 07:07:22	Dark	39.500	78	Alp Lup	2.3040	28000.	79	14703	No
19	GOM_NL__2PRFIN20041222_071410_000000442033_00121_14704_7423.N1	22-DEC-2004 07:14:10	Dark	44.000	12	Alp1Cru	0.77500	30000.	88	14704	No
20	GOM_NL__2PRFIN20041222_071909_000000412033_00121_14704_7424.N1	22-DEC-2004 07:19:09	Dark	40.500	159	Ups Car	2.9200	7200.0	81	14704	No
21	GOM_NL__2PRFIN20041222_072040_000000442033_00121_14704_7425.N1	22-DEC-2004 07:20:40	Dark	44.000	71	Iot Car	2.2460	7700.0	88	14704	No
22	GOM_NL__2PRFIN20041222_072228_000000512033_00121_14704_7426.N1	22-DEC-2004 07:22:28	Dark	51.000	41	Eps Car	1.8600	4100.0	102	14704	No
23	GOM_NL__2PRFIN20041222_072526_000000462033_00121_14704_7427.N1	22-DEC-2004 07:25:26	Dark	45.500	34	Gam2Vel	1.7930	23000.	91	14704	No
24	GOM_NL__2PRFIN20041222_072704_000000542033_00121_14704_7428.N1	22-DEC-2004 07:27:04	Dark	54.000	2	Alp Car	-0.73600	7000.0	108	14704	No
25	GOM_NL__2PRFIN20041222_073003_000000502033_00121_14704_7429.N1	22-DEC-2004 07:30:03	Dark	49.500	117	Pi Pup	2.7060	3800.0	99	14704	No
26	GOM_NL__2PRFIN20041222_073306_000000552033_00121_14704_7430.N1	22-DEC-2004 07:33:06	Straylight	54.500	23	21Eps CMa	1.5020	26000.	109	14704	No
27	GOM_NL__2PRFIN20041222_073446_000000492033_00121_14704_7431.N1	22-DEC-2004 07:34:46	Straylight	49.000	179	24Omi2CMa	3.0320	24000.	98	14704	No
28	GOM_NL__2PRFIN20041222_073732_000000622033_00121_14704_7432.N1	22-DEC-2004 07:37:32	Straylight	61.500	1	9Alp CMa	-1.4400	11000.	123	14704	No
29	GOM_NL__2PRFIN20041222_074042_000000502033_00121_14704_7433.N1	22-DEC-2004 07:40:42	Straylight	49.500	7	19Bet Ori	0.10000	14000.	99	14704	No
30	GOM_NL__2PRFIN20041222_074246_000000472033_00121_14704_7434.N1	22-DEC-2004 07:42:46	Straylight	47.000	30	46Eps Ori	1.6940	30000.	94	14704	No
31	GOM_NL__2PRFIN20041222_074536_000000572033_00121_14704_7435.N1	22-DEC-2004 07:45:36	Twilight	57.000	14	58Alp Ori	0.87000	3000.0	114	14704	No
32	GOM_NL__2PRFIN20041222_074755_000000522033_00121_14704_7436.N1	22-DEC-2004 07:47:55	Twilight	52.000	13	87Alp Tau	0.86700	3800.0	104	14704	No
33	GOM_NL__2PRFIN20041222_074941_000000452033_00121_14704_7437.N1	22-DEC-2004 07:49:41	Bright	45.000	176	23Zet Tau	3.0200	22000.	90	14704	No
34	GOM_NL__2PRFIN20041222_075145_000000422033_00121_14704_7438.N1	22-DEC-2004 07:51:45	Bright	41.500	28	12Bet Tau	1.6500	15200.	83	14704	No
35	GOM_NL__2PRFIN20041222_075438_000000362033_00121_14704_7439.N1	22-DEC-2004 07:54:38	Bright	36.000	149	45Eps Per	2.8880	30000.	72	14704	No
36	GOM_NL__2PRFIN20041222_075848_000000392033_00121_14704_7440.N1	22-DEC-2004 07:58:48	Bright	38.500	160	23Gam Per	2.9300	4700.0	77	14704	No
37	GOM_NL__2PRFIN20041222_080219_000000392033_00121_14704_7441.N1	22-DEC-2004 08:02:19	Bright	38.500	110	37Del Cas	2.6780	8900.0	77	14704	No
38	GOM_NL__2PRFIN20041222_080828_000000372033_00121_14704_7442.N1	22-DEC-2004 08:08:28	Bright	36.500	49	1Alp UMi	1.9900	6300.0	73	14704	No
39	GOM_NL__2PRFIN20041222_081307_000000402033_00121_14704_7443.N1	22-DEC-2004 08:13:07	Bright	40.000	60	7Bet UMi	2.0810	3950.0	80	14704	No
40	GOM_NL__2PRFIN20041222_081637_000000382033_00121_14704_7444.N1	22-DEC-2004 08:16:37	Bright	38.000	119	14Eta Dra	2.7270	4700.0	76	14704	No
41	GOM_NL__2PRFIN20041222_081812_000000442033_00121_14704_7445.N1	22-DEC-2004 08:18:12	Bright	43.500	55	79Zet UMa	2.0600	10200.	87	14704	No
42	GOM_NL__2PRFIN20041222_082015_000000442033_00121_14704_7446.N1	22-DEC-2004 08:20:15	Bright	44.000	39	85Eta UMa	1.8540	24000.	88	14704	No

43	GOM_NL__2PRFIN20041222_082351_000000402033_00121_14704_7447.N1	22-DEC-2004 08:23:51	Bright	40.000	180	27Gam Boo	3.0400	8000.0	80	14704	No
44	GOM_NL__2PRFIN20041222_082714_000000402033_00121_14704_7448.N1	22-DEC-2004 08:27:14	Bright	39.500	83		2.3780	11000.	79	14704	No
45	GOM_NL__2PRFIN20041222_083049_000000462033_00121_14704_7449.N1	22-DEC-2004 08:30:49	Bright	45.500	111	8Eta Boo	2.6800	6000.0	91	14704	No
46	GOM_NL__2PRFIN20041222_083530_000000692033_00121_14704_7450.N1	22-DEC-2004 08:35:30	Bright	69.000	138	47Eps Vir	2.8280	4700.0	138	14704	No
47	GOM_NL__2PRFIN20041222_083932_000000392033_00121_14704_7451.N1	22-DEC-2004 08:39:32	Bright	39.000	122	9Alp2Lib	2.7470	9700.0	78	14704	No
48	GOM_NL__2PRFIN20041222_084131_000000582033_00121_14704_7452.N1	22-DEC-2004 08:41:31	Tw_i_and_stray	58.000	15	67Alp Vir	0.97600	28000.	116	14704	No
49	GOM_NL__2PRFIN20041222_084502_000000502033_00121_14704_7453.N1	22-DEC-2004 08:45:02	Dark	49.500	169	46Gam Hya	2.9910	4700.0	99	14704	No
50	GOM_NL__2PRFIN20041222_084646_000000432033_00121_14704_7454.N1	22-DEC-2004 08:46:46	Dark	42.500	81	Eta Cen	2.3560	28000.	85	14704	No
51	GOM_NL__2PRFIN20041222_084758_000000412033_00121_14704_7455.N1	22-DEC-2004 08:47:58	Dark	40.500	78	Alp Lup	2.3040	28000.	81	14704	No
52	GOM_NL__2PRFIN20041222_085446_000000502033_00122_14705_7423.N1	22-DEC-2004 08:54:46	Dark	49.500	12	Alp1Cru	0.77500	30000.	99	14705	No
53	GOM_NL__2PRFIN20041222_085946_000000402033_00122_14705_7424.N1	22-DEC-2004 08:59:46	Dark	40.000	159	Ups Car	2.9200	7200.0	80	14705	No
54	GOM_NL__2PRFIN20041222_090117_000000422033_00122_14705_7425.N1	22-DEC-2004 09:01:17	Dark	42.000	71	Iot Car	2.2460	7700.0	84	14705	No
55	GOM_NL__2PRFIN20041222_090309_000000462033_00122_14705_7426.N1	22-DEC-2004 09:03:09	Dark	46.000	46	Del Vel	1.9540	10600.	92	14705	No
56	GOM_NL__2PRFIN20041222_090602_000000472033_00122_14705_7427.N1	22-DEC-2004 09:06:02	Dark	47.000	34	Gam2Vel	1.7930	23000.	94	14705	No
57	GOM_NL__2PRFIN20041222_090741_000000492033_00122_14705_7428.N1	22-DEC-2004 09:07:41	Dark	49.000	2	Alp Car	-0.73600	7000.0	98	14705	No
58	GOM_NL__2PRFIN20041222_091039_000000502033_00122_14705_7429.N1	22-DEC-2004 09:10:39	Dark	49.500	117	Pi Pup	2.7060	3800.0	99	14705	No
59	GOM_NL__2PRFIN20041222_091342_000000522033_00122_14705_7430.N1	22-DEC-2004 09:13:42	Straylight	52.000	23	21Eps CMa	1.5020	26000.	104	14705	No
60	GOM_NL__2PRFIN20041222_091522_000000522033_00122_14705_7431.N1	22-DEC-2004 09:15:22	Straylight	52.000	179	24Omi2CMa	3.0320	24000.	104	14705	No
61	GOM_NL__2PRFIN20041222_091808_000000572033_00122_14705_7432.N1	22-DEC-2004 09:18:08	Straylight	56.500	1	9Alp CMa	-1.4400	11000.	113	14705	No
62	GOM_NL__2PRFIN20041222_092118_000000492033_00122_14705_7433.N1	22-DEC-2004 09:21:18	Straylight	48.500	7	19Bet Ori	0.10000	14000.	97	14705	No
63	GOM_NL__2PRFIN20041222_092322_000000472033_00122_14705_7434.N1	22-DEC-2004 09:23:22	Straylight	46.500	30	46Eps Ori	1.6940	30000.	93	14705	No
64	GOM_NL__2PRFIN20041222_092612_000000582033_00122_14705_7435.N1	22-DEC-2004 09:26:12	Tw_i_and_stray	57.500	14	58Alp Ori	0.87000	3000.0	115	14705	No
65	GOM_NL__2PRFIN20041222_092831_000000472033_00122_14705_7436.N1	22-DEC-2004 09:28:31	Tw_i_and_stray	47.000	13	87Alp Tau	0.86700	3800.0	94	14705	No
66	GOM_NL__2PRFIN20041222_093016_000000412033_00122_14705_7437.N1	22-DEC-2004 09:30:16	Bright	40.500	176	23Zet Tau	3.0200	22000.	81	14705	No
67	GOM_NL__2PRFIN20041222_093221_000000422033_00122_14705_7438.N1	22-DEC-2004 09:32:21	Bright	42.000	28	12Bet Tau	1.6500	15200.	84	14705	No
68	GOM_NL__2PRFIN20041222_093514_000000372033_00122_14705_7439.N1	22-DEC-2004 09:35:14	Bright	36.500	149	45Eps Per	2.8880	30000.	73	14705	No
69	GOM_NL__2PRFIN20041222_093716_000000452033_00122_14705_7440.N1	22-DEC-2004 09:37:16	Bright	45.000	6	13Alp Aur	0.080000	3400.0	90	14705	No
70	GOM_NL__2PRFIN20041222_093923_000000392033_00122_14705_7441.N1	22-DEC-2004 09:39:23	Bright	39.000	160	23Gam Per	2.9300	4700.0	78	14705	No
71	GOM_NL__2PRFIN20041222_094255_000000382033_00122_14705_7442.N1	22-DEC-2004 09:42:55	Bright	38.000	110	37Del Cas	2.6780	8900.0	76	14705	No
72	GOM_NL__2PRFIN20041222_094904_000000402033_00122_14705_7443.N1	22-DEC-2004 09:49:04	Bright	39.500	49	1Alp UMi	1.9900	6300.0	79	14705	No
73	GOM_NL__2PRFIN20041222_095343_000000392033_00122_14705_7444.N1	22-DEC-2004 09:53:43	Bright	39.000	60	7Bet UMi	2.0810	3950.0	78	14705	No
74	GOM_NL__2PRFIN20041222_095711_000000412033_00122_14705_7445.N1	22-DEC-2004 09:57:11	Bright	40.500	119	14Eta Dra	2.7270	4700.0	81	14705	No
75	GOM_NL__2PRFIN20041222_095848_000000412033_00122_14705_7446.N1	22-DEC-2004 09:58:48	Bright	40.500	55	79Zet UMa	2.0600	10200.	81	14705	No
76	GOM_NL__2PRFIN20041222_100050_000000542033_00122_14705_7447.N1	22-DEC-2004 10:00:50	Bright	53.500	39	85Eta UMa	1.8540	24000.	107	14705	No
77	GOM_NL__2PRFIN20041222_100428_000000392033_00122_14705_7448.N1	22-DEC-2004 10:04:28	Bright	38.500	180	27Gam Boo	3.0400	8000.0	77	14705	No
78	GOM_NL__2PRFIN20041222_100750_000000422033_00122_14705_7449.N1	22-DEC-2004 10:07:50	Bright	42.000	83		2.3780	11000.	84	14705	No
79	GOM_NL__2PRFIN20041222_101126_000000472033_00122_14705_7450.N1	22-DEC-2004 10:11:26	Bright	46.500	111	8Eta Boo	2.6800	6000.0	93	14705	No
80	GOM_NL__2PRFIN20041222_101607_000000712033_00122_14705_7451.N1	22-DEC-2004 10:16:07	Bright	70.500	138	47Eps Vir	2.8280	4700.0	141	14705	No
81	GOM_NL__2PRFIN20041222_102009_000000392033_00122_14705_7452.N1	22-DEC-2004 10:20:09	Bright	38.500	122	9Alp2Lib	2.7470	9700.0	77	14705	No
82	GOM_NL__2PRFIN20041222_102208_000000602033_00122_14705_7453.N1	22-DEC-2004 10:22:08	Tw_i_and_stray	59.500	15	67Alp Vir	0.97600	28000.	119	14705	No
83	GOM_NL__2PRFIN20041222_102645_000000512033_00122_14705_7454.N1	22-DEC-2004 10:26:45	Dark	51.000	54	5The Cen	2.0550	4500.0	102	14705	No
84	GOM_NL__2PRFIN20041222_102834_000000392033_00122_14705_7455.N1	22-DEC-2004 10:28:34	Dark	38.500	78	Alp Lup	2.3040	28000.	77	14705	No
85	GOM_NL__2PRFIN20041222_103201_000000442033_00122_14705_7456.N1	22-DEC-2004 10:32:01	Dark	43.500	4	Alp1Cen	-0.010000	5800.0	87	14705	No
86	GOM_NL__2PRFIN20041222_103522_000000442033_00123_14706_7423.N1	22-DEC-2004 10:35:22	Dark	43.500	12	Alp1Cru	0.77500	30000.	87	14706	No
87	GOM_NL__2PRFIN20041222_104022_000000402033_00123_14706_7424.N1	22-DEC-2004 10:40:22	Dark	40.000	159	Ups Car	2.9200	7200.0	80	14706	No
88	GOM_NL__2PRFIN20041222_104153_000000432033_00123_14706_7425.N1	22-DEC-2004 10:41:53	Dark	42.500	71	Iot Car	2.2460	7700.0	85	14706	No
89	GOM_NL__2PRFIN20041222_104346_000000442033_00123_14706_7426.N1	22-DEC-2004 10:43:46	Dark	44.000	46	Del Vel	1.9540	10600.	88	14706	No
90	GOM_NL__2PRFIN20041222_104639_000000472033_00123_14706_7427.N1	22-DEC-2004 10:46:39	Dark	47.000	34	Gam2Vel	1.7930	23000.	94	14706	No
91	GOM_NL__2PRFIN20041222_104817_000000472033_00123_14706_7428.N1	22-DEC-2004 10:48:17	Dark	47.000	2	Alp Car	-0.73600	7000.0	94	14706	No
92	GOM_NL__2PRFIN20041222_105115_000000502033_00123_14706_7429.N1	22-DEC-2004 10:51:15	Dark	50.000	117	Pi Pup	2.7060	3800.0	100	14706	No
93	GOM_NL__2PRFIN20041222_105417_000000532033_00123_14706_7430.N1	22-DEC-2004 10:54:17	Straylight	53.000	23	21Eps CMa	1.5020	26000.	106	14706	No
94	GOM_NL__2PRFIN20041222_105556_000000552033_00123_14706_7431.N1	22-DEC-2004 10:55:56	Straylight	54.500	179	24Omi2CMa	3.0320	24000.	109	14706	No
95	GOM_NL__2PRFIN20041222_105844_000000612033_00123_14706_7432.N1	22-DEC-2004 10:58:44	Straylight	60.500	1	9Alp CMa	-1.4400	11000.	121	14706	No
96	GOM_NL__2PRFIN20041222_110153_000000542033_00123_14706_7433.N1	22-DEC-2004 11:01:53	Straylight	54.000	7	19Bet Ori	0.10000	14000.	108	14706	No
97	GOM_NL__2PRFIN20041222_110358_000000492033_00123_14706_7434.N1	22-DEC-2004 11:03:58	Straylight	48.500	30	46Eps Ori	1.6940	30000.	97	14706	No
98	GOM_NL__2PRFIN20041222_110647_000000572033_00123_14706_7435.N1	22-DEC-2004 11:06:47	Tw_i_and_stray	57.000	14	58Alp Ori	0.87000	3000.0	114	14706	No
99	GOM_NL__2PRFIN20041222_110907_000000522033_00123_14706_7436.N1	22-DEC-2004 11:09:07	Tw_i_and_stray	52.000	13	87Alp Tau	0.86700	3800.0	104	14706	No
100	GOM_NL__2PRFIN20041222_111052_000000432033_00123_14706_7437.N1	22-DEC-2004 11:10:52	Bright	42.500	176	23Zet Tau	3.0200	22000.	85	14706	No
101	GOM_NL__2PRFIN20041222_111255_000000432033_00123_14706_7438.N1	22-DEC-2004 11:12:55	Bright	42.500	28	12Bet Tau	1.6500	15200.	85	14706	No

102	GOM_NL__2PRFIN20041222_111550_000000362033_00123_14706_7439.N1	22-DEC-2004 11:15:50	Bright	36.000	149	45Eps Per	2.8880	30000.	72	14706	No
103	GOM_NL__2PRFIN20041222_111751_000000442033_00123_14706_7440.N1	22-DEC-2004 11:17:51	Bright	43.500	6	13Alp Aur	0.080000	3400.0	87	14706	No
104	GOM_NL__2PRFIN20041222_112000_000000392033_00123_14706_7441.N1	22-DEC-2004 11:20:00	Bright	38.500	160	23Gam Per	2.9300	4700.0	77	14706	No
105	GOM_NL__2PRFIN20041222_112331_000000382033_00123_14706_7442.N1	22-DEC-2004 11:23:31	Bright	37.500	110	37Del Cas	2.6780	8900.0	75	14706	No
106	GOM_NL__2PRFIN20041222_112938_000000412033_00123_14706_7443.N1	22-DEC-2004 11:29:38	Bright	40.500	49	1Alp UMi	1.9900	6300.0	81	14706	No
107	GOM_NL__2PRFIN20041222_113419_000000422033_00123_14706_7444.N1	22-DEC-2004 11:34:19	Bright	41.500	60	7Bet UMi	2.0810	3950.0	83	14706	No
108	GOM_NL__2PRFIN20041222_113747_000000412033_00123_14706_7445.N1	22-DEC-2004 11:37:47	Bright	40.500	119	14Eta Dra	2.7270	4700.0	81	14706	No
109	GOM_NL__2PRFIN20041222_113924_000000442033_00123_14706_7446.N1	22-DEC-2004 11:39:24	Bright	44.000	55	79Zet UMa	2.0600	10200.	88	14706	No
110	GOM_NL__2PRFIN20041222_114127_000000432033_00123_14706_7447.N1	22-DEC-2004 11:41:27	Bright	42.500	39	85Eta UMa	1.8540	24000.	85	14706	No
111	GOM_NL__2PRFIN20041222_114504_000000562033_00123_14706_7448.N1	22-DEC-2004 11:45:04	Bright	56.000	180	27Gam Boo	3.0400	8000.0	112	14706	No
112	GOM_NL__2PRFIN20041222_114826_000000402033_00123_14706_7449.N1	22-DEC-2004 11:48:26	Bright	40.000	83		2.3780	11000.	80	14706	No
113	GOM_NL__2PRFIN20041222_115202_000000462033_00123_14706_7450.N1	22-DEC-2004 11:52:02	Bright	46.000	111	8Eta Boo	2.6800	6000.0	92	14706	No
114	GOM_NL__2PRFIN20041222_115643_000000692033_00123_14706_7451.N1	22-DEC-2004 11:56:43	Bright	69.000	138	47Eps Vir	2.8280	4700.0	138	14706	No
115	GOM_NL__2PRFIN20041222_120043_000000522033_00123_14706_7452.N1	22-DEC-2004 12:00:43	Bright	51.500	122	9Alp2Lib	2.7470	9700.0	103	14706	No
116	GOM_NL__2PRFIN20041222_120245_000000562033_00123_14706_7453.N1	22-DEC-2004 12:02:45	Tw_i_and_stray	55.500	15	67Alp Vir	0.97600	28000.	111	14706	No
117	GOM_NL__2PRFIN20041222_120721_000000482033_00123_14706_7454.N1	22-DEC-2004 12:07:21	Dark	48.000	54	5The Cen	2.0550	4500.0	96	14706	No
118	GOM_NL__2PRFIN20041222_120911_000000412033_00123_14706_7455.N1	22-DEC-2004 12:09:11	Dark	40.500	78	Alp Lup	2.3040	28000.	81	14706	No
119	GOM_NL__2PRFIN20041222_121236_000000442033_00123_14706_7456.N1	22-DEC-2004 12:12:36	Dark	44.000	4	Alp1Cen	-0.010000	5800.0	88	14706	No
120	GOM_NL__2PRFIN20041222_121559_000000432033_00124_14707_7423.N1	22-DEC-2004 12:15:59	Dark	43.000	12	Alp1Cru	0.77500	30000.	86	14707	No
121	GOM_NL__2PRFIN20041222_122058_000000412033_00124_14707_7424.N1	22-DEC-2004 12:20:58	Dark	40.500	159	Ups Car	2.9200	7200.0	81	14707	No
122	GOM_NL__2PRFIN20041222_122229_000000432033_00124_14707_7425.N1	22-DEC-2004 12:22:29	Dark	42.500	71	Iot Car	2.2460	7700.0	85	14707	No
123	GOM_NL__2PRFIN20041222_122422_000000452033_00124_14707_7426.N1	22-DEC-2004 12:24:22	Dark	45.000	46	Del Vel	1.9540	10600.	90	14707	No
124	GOM_NL__2PRFIN20041222_122714_000000492033_00124_14707_7427.N1	22-DEC-2004 12:27:14	Dark	49.000	34	Gam2Vel	1.7930	23000.	98	14707	No
125	GOM_NL__2PRFIN20041222_122853_000000512033_00124_14707_7428.N1	22-DEC-2004 12:28:53	Dark	50.500	2	Alp Car	-0.73600	7000.0	101	14707	No
126	GOM_NL__2PRFIN20041222_123151_000000602033_00124_14707_7429.N1	22-DEC-2004 12:31:51	Dark	59.500	117	Pi Pup	2.7060	3800.0	119	14707	No
127	GOM_NL__2PRFIN20041222_123454_000000522033_00124_14707_7430.N1	22-DEC-2004 12:34:54	Straylight	51.500	23	21Eps CMa	1.5020	26000.	103	14707	No
128	GOM_NL__2PRFIN20041222_123635_000000522033_00124_14707_7431.N1	22-DEC-2004 12:36:35	Straylight	51.500	179	24Omi2CMa	3.0320	24000.	103	14707	No
129	GOM_NL__2PRFIN20041222_123920_000000642033_00124_14707_7432.N1	22-DEC-2004 12:39:20	Straylight	63.500	1	9Alp CMa	-1.4400	11000.	127	14707	No
130	GOM_NL__2PRFIN20041222_124227_000000542033_00124_14707_7433.N1	22-DEC-2004 12:42:27	Straylight	54.000	7	19Bet Ori	0.10000	14000.	108	14707	No
131	GOM_NL__2PRFIN20041222_124433_000000482033_00124_14707_7434.N1	22-DEC-2004 12:44:33	Straylight	48.000	30	46Eps Ori	1.6940	30000.	96	14707	No
132	GOM_NL__2PRFIN20041222_124721_000000592033_00124_14707_7435.N1	22-DEC-2004 12:47:21	Tw_i_and_stray	58.500	14	58Alp Ori	0.87000	3000.0	117	14707	No
133	GOM_NL__2PRFIN20041222_124940_000000522033_00124_14707_7436.N1	22-DEC-2004 12:49:40	Tw_i_and_stray	52.000	13	87Alp Tau	0.86700	3800.0	104	14707	No
134	GOM_NL__2PRFIN20041222_125125_000000462033_00124_14707_7437.N1	22-DEC-2004 12:51:25	Bright	45.500	176	23Zet Tau	3.0200	22000.	91	14707	No
135	GOM_NL__2PRFIN20041222_125331_000000432033_00124_14707_7438.N1	22-DEC-2004 12:53:31	Bright	43.000	28	12Bet Tau	1.6500	15200.	86	14707	No
136	GOM_NL__2PRFIN20041222_125625_000000382033_00124_14707_7439.N1	22-DEC-2004 12:56:25	Bright	37.500	149	45Eps Per	2.8880	30000.	75	14707	No
137	GOM_NL__2PRFIN20041222_125826_000000442033_00124_14707_7440.N1	22-DEC-2004 12:58:26	Bright	43.500	6	13Alp Aur	0.080000	3400.0	87	14707	No
138	GOM_NL__2PRFIN20041222_130035_000000392033_00124_14707_7441.N1	22-DEC-2004 13:00:35	Bright	38.500	160	23Gam Per	2.9300	4700.0	77	14707	No
139	GOM_NL__2PRFIN20041222_130407_000000382033_00124_14707_7442.N1	22-DEC-2004 13:04:07	Bright	37.500	110	37Del Cas	2.6780	8900.0	75	14707	No
140	GOM_NL__2PRFIN20041222_131015_000000392033_00124_14707_7443.N1	22-DEC-2004 13:10:15	Bright	38.500	49	1Alp UMi	1.9900	6300.0	77	14707	No
141	GOM_NL__2PRFIN20041222_131455_000000362033_00124_14707_7444.N1	22-DEC-2004 13:14:55	Bright	36.000	60	7Bet UMi	2.0810	3950.0	72	14707	No
142	GOM_NL__2PRFIN20041222_131825_000000392033_00124_14707_7445.N1	22-DEC-2004 13:18:25	Bright	38.500	119	14Eta Dra	2.7270	4700.0	77	14707	No
143	GOM_NL__2PRFIN20041222_131959_000000422033_00124_14707_7446.N1	22-DEC-2004 13:19:59	Bright	42.000	55	79Zet UMa	2.0600	10200.	84	14707	No
144	GOM_NL__2PRFIN20041222_132203_000000432033_00124_14707_7447.N1	22-DEC-2004 13:22:03	Bright	42.500	39	85Eta UMa	1.8540	24000.	85	14707	No
145	GOM_NL__2PRFIN20041222_132540_000000402033_00124_14707_7448.N1	22-DEC-2004 13:25:40	Bright	39.500	180	27Gam Boo	3.0400	8000.0	79	14707	No
146	GOM_NL__2PRFIN20041222_132902_000000392033_00124_14707_7449.N1	22-DEC-2004 13:29:02	Bright	38.500	83		2.3780	11000.	77	14707	No
147	GOM_NL__2PRFIN20041222_133238_000000512033_00124_14707_7450.N1	22-DEC-2004 13:32:38	Bright	51.000	111	8Eta Boo	2.6800	6000.0	102	14707	No
148	GOM_NL__2PRFIN20041222_133721_000000672033_00124_14707_7451.N1	22-DEC-2004 13:37:21	Bright	67.000	138	47Eps Vir	2.8280	4700.0	134	14707	No
149	GOM_NL__2PRFIN20041222_134121_000000542033_00124_14707_7452.N1	22-DEC-2004 13:41:21	Bright	54.000	122	9Alp2Lib	2.7470	9700.0	108	14707	No
150	GOM_NL__2PRFIN20041222_134322_000000662033_00124_14707_7453.N1	22-DEC-2004 13:43:22	Tw_i_and_stray	65.500	15	67Alp Vir	0.97600	28000.	131	14707	No
151	GOM_NL__2PRFIN20041222_134757_000000532033_00124_14707_7454.N1	22-DEC-2004 13:47:57	Dark	53.000	54	5The Cen	2.0550	4500.0	106	14707	No
152	GOM_NL__2PRFIN20041222_134947_000000402033_00124_14707_7455.N1	22-DEC-2004 13:49:47	Dark	40.000	78	Alp Lup	2.3040	28000.	80	14707	No
153	GOM_NL__2PRFIN20041222_135311_000000482033_00124_14707_7456.N1	22-DEC-2004 13:53:11	Dark	47.500	4	Alp1Cen	-0.010000	5800.0	95	14707	No
154	GOM_NL__2PRFIN20041222_135635_000000432033_00125_14708_7423.N1	22-DEC-2004 13:56:35	Dark	42.500	12	Alp1Cru	0.77500	30000.	85	14708	No
155	GOM_NL__2PRFIN20041222_140135_000000402033_00125_14708_7424.N1	22-DEC-2004 14:01:35	Dark	39.500	159	Ups Car	2.9200	7200.0	79	14708	No
156	GOM_NL__2PRFIN20041222_140305_000000442033_00125_14708_7425.N1	22-DEC-2004 14:03:05	Dark	44.000	71	Iot Car	2.2460	7700.0	88	14708	No
157	GOM_NL__2PRFIN20041222_140458_000000442033_00125_14708_7426.N1	22-DEC-2004 14:04:58	Dark	44.000	46	Del Vel	1.9540	10600.	88	14708	No
158	GOM_NL__2PRFIN20041222_140751_000000462033_00125_14708_7427.N1	22-DEC-2004 14:07:51	Dark	46.000	34	Gam2Vel	1.7930	23000.	92	14708	No
159	GOM_NL__2PRFIN20041222_140929_000000512033_00125_14708_7428.N1	22-DEC-2004 14:09:29	Dark	50.500	2	Alp Car	-0.73600	7000.0	101	14708	No
160	GOM_NL__2PRFIN20041222_141227_000000542033_00125_14708_7429.N1	22-DEC-2004 14:12:27	Dark	54.000	117	Pi Pup	2.7060	3800.0	108	14708	No

161	GOM_NL__2PRFIN20041222_141531_000000512033_00125_14708_7430.N1	22-DEC-2004 14:15:31	Straylight	50.500	23	21Eps CMa	1.5020	26000.	101	14708	No
162	GOM_NL__2PRFIN20041222_141711_000000512033_00125_14708_7431.N1	22-DEC-2004 14:17:11	Straylight	50.500	179	24Omi2CMa	3.0320	24000.	101	14708	No
163	GOM_NL__2PRFIN20041222_141956_000000632033_00125_14708_7432.N1	22-DEC-2004 14:19:56	Straylight	63.000	1	9Alp CMa	-1.4400	11000.	126	14708	No
164	GOM_NL__2PRFIN20041222_142303_000000532033_00125_14708_7433.N1	22-DEC-2004 14:23:03	Straylight	53.000	7	19Bet Ori	0.10000	14000.	106	14708	No
165	GOM_NL__2PRFIN20041222_142506_000000512033_00125_14708_7434.N1	22-DEC-2004 14:25:06	Straylight	51.000	30	46Eps Ori	1.6940	30000.	102	14708	No
166	GOM_NL__2PRFIN20041222_142756_000000592033_00125_14708_7435.N1	22-DEC-2004 14:27:56	Twi_and_stray	59.000	14	58Alp Ori	0.87000	3000.0	118	14708	No
167	GOM_NL__2PRFIN20041222_143018_000000522033_00125_14708_7436.N1	22-DEC-2004 14:30:18	Twi_and_stray	52.000	13	87Alp Tau	0.86700	3800.0	104	14708	No
168	GOM_NL__2PRFIN20041222_143202_000000452033_00125_14708_7437.N1	22-DEC-2004 14:32:02	Bright	44.500	176	23Zet Tau	3.0200	22000.	89	14708	No
169	GOM_NL__2PRFIN20041222_143407_000000452033_00125_14708_7438.N1	22-DEC-2004 14:34:07	Bright	45.000	28	12Bet Tau	1.6500	15200.	90	14708	No
170	GOM_NL__2PRFIN20041222_143659_000000392033_00125_14708_7439.N1	22-DEC-2004 14:36:59	Bright	38.500	149	45Eps Per	2.8880	30000.	77	14708	No
171	GOM_NL__2PRFIN20041222_143902_000000452033_00125_14708_7440.N1	22-DEC-2004 14:39:02	Bright	45.000	6	13Alp Aur	0.080000	3400.0	90	14708	No
172	GOM_NL__2PRFIN20041222_144111_000000382033_00125_14708_7441.N1	22-DEC-2004 14:41:11	Bright	37.500	160	23Gam Per	2.9300	4700.0	75	14708	No
173	GOM_NL__2PRFIN20041222_144444_000000392033_00125_14708_7442.N1	22-DEC-2004 14:44:44	Bright	39.000	110	37Del Cas	2.6780	8900.0	78	14708	No
174	GOM_NL__2PRFIN20041222_145051_000000372033_00125_14708_7443.N1	22-DEC-2004 14:50:51	Bright	37.000	49	1Alp UMi	1.9900	6300.0	74	14708	No
175	GOM_NL__2PRFIN20041222_145531_000000372033_00125_14708_7444.N1	22-DEC-2004 14:55:31	Bright	37.000	60	7Bet UMi	2.0810	3950.0	74	14708	No
176	GOM_NL__2PRFIN20041222_145901_000000392033_00125_14708_7445.N1	22-DEC-2004 14:59:01	Bright	38.500	119	14Eta Dra	2.7270	4700.0	77	14708	No
177	GOM_NL__2PRFIN20041222_150035_000000442033_00125_14708_7446.N1	22-DEC-2004 15:00:35	Bright	44.000	55	79Zet UMa	2.0600	10200.	88	14708	No
178	GOM_NL__2PRFIN20041222_150239_000000432033_00125_14708_7447.N1	22-DEC-2004 15:02:39	Bright	43.000	39	85Eta UMa	1.8540	24000.	86	14708	No
179	GOM_NL__2PRFIN20041222_150616_000000382033_00125_14708_7448.N1	22-DEC-2004 15:06:16	Bright	38.000	180	27Gam Boo	3.0400	8000.0	76	14708	No
180	GOM_NL__2PRFIN20041222_150938_000000402033_00125_14708_7449.N1	22-DEC-2004 15:09:38	Bright	39.500	83		2.3780	11000.	79	14708	No
181	GOM_NL__2PRFIN20041222_151315_000000462033_00125_14708_7450.N1	22-DEC-2004 15:13:15	Bright	46.000	111	8Eta Boo	2.6800	6000.0	92	14708	No
182	GOM_NL__2PRFIN20041222_151757_000000692033_00125_14708_7451.N1	22-DEC-2004 15:17:57	Bright	68.500	138	47Eps Vir	2.8280	4700.0	137	14708	No
183	GOM_NL__2PRFIN20041222_152157_000000432033_00125_14708_7452.N1	22-DEC-2004 15:21:57	Bright	42.500	122	9Alp2Lib	2.7470	9700.0	85	14708	No
184	GOM_NL__2PRFIN20041222_152359_000000592033_00125_14708_7453.N1	22-DEC-2004 15:23:59	Twi_and_stray	58.500	15	67Alp Vir	0.97600	28000.	117	14708	No
185	GOM_NL__2PRFIN20041222_152834_000000482033_00125_14708_7454.N1	22-DEC-2004 15:28:34	Dark	48.000	54	5The Cen	2.0550	4500.0	96	14708	No
186	GOM_NL__2PRFIN20041222_153023_000000392033_00125_14708_7455.N1	22-DEC-2004 15:30:23	Dark	38.500	78	Alp Lup	2.3040	28000.	77	14708	No
187	GOM_NL__2PRFIN20041222_153347_000000522033_00125_14708_7456.N1	22-DEC-2004 15:33:47	Dark	52.000	4	Alp1Cen	-0.010000	5800.0	104	14708	No
188	GOM_NL__2PRFIN20041222_153711_000000442033_00126_14709_7423.N1	22-DEC-2004 15:37:11	Dark	43.500	12	Alp1Cru	0.77500	30000.	87	14709	No
189	GOM_NL__2PRFIN20041222_154211_000000402033_00126_14709_7424.N1	22-DEC-2004 15:42:11	Dark	40.000	159	Ups Car	2.9200	7200.0	80	14709	No
190	GOM_NL__2PRFIN20041222_154342_000000432033_00126_14709_7425.N1	22-DEC-2004 15:43:42	Dark	43.000	71	lot Car	2.2460	7700.0	86	14709	No
191	GOM_NL__2PRFIN20041222_154535_000000442033_00126_14709_7426.N1	22-DEC-2004 15:45:35	Dark	43.500	46	Del Vel	1.9540	10600.	87	14709	No
192	GOM_NL__2PRFIN20041222_154828_000000472033_00126_14709_7427.N1	22-DEC-2004 15:48:28	Dark	47.000	34	Gam2Vel	1.7930	23000.	94	14709	No
193	GOM_NL__2PRFIN20041222_155005_000000502033_00126_14709_7428.N1	22-DEC-2004 15:50:05	Dark	50.000	2	Alp Car	-0.73600	7000.0	100	14709	No
194	GOM_NL__2PRFIN20041222_155607_000000542033_00126_14709_7429.N1	22-DEC-2004 15:56:07	Dark	54.000	23	21Eps CMa	1.5020	26000.	108	14709	Yes
195	GOM_NL__2PRFIN20041222_155747_000000532033_00126_14709_7430.N1	22-DEC-2004 15:57:47	Straylight	53.000	179	24Omi2CMa	3.0320	24000.	106	14709	No
196	GOM_NL__2PRFIN20041222_160032_000000632033_00126_14709_7431.N1	22-DEC-2004 16:00:32	Straylight	63.000	1	9Alp CMa	-1.4400	11000.	126	14709	No
197	GOM_NL__2PRFIN20041222_160339_000000542033_00126_14709_7432.N1	22-DEC-2004 16:03:39	Straylight	53.500	7	19Bet Ori	0.10000	14000.	107	14709	No
198	GOM_NL__2PRFIN20041222_160542_000000522033_00126_14709_7433.N1	22-DEC-2004 16:05:42	Straylight	52.000	30	46Eps Ori	1.6940	30000.	104	14709	No
199	GOM_NL__2PRFIN20041222_160834_000000612033_00126_14709_7434.N1	22-DEC-2004 16:08:34	Twi_and_stray	61.000	14	58Alp Ori	0.87000	3000.0	122	14709	No
200	GOM_NL__2PRFIN20041222_161052_000000522033_00126_14709_7435.N1	22-DEC-2004 16:10:52	Twi_and_stray	52.000	13	87Alp Tau	0.86700	3800.0	104	14709	No
201	GOM_NL__2PRFIN20041222_161238_000000432033_00126_14709_7436.N1	22-DEC-2004 16:12:38	Bright	43.000	176	23Zet Tau	3.0200	22000.	86	14709	No
202	GOM_NL__2PRFIN20041222_161443_000000432033_00126_14709_7437.N1	22-DEC-2004 16:14:43	Bright	43.000	28	12Bet Tau	1.6500	15200.	86	14709	No
203	GOM_NL__2PRFIN20041222_161736_000000392033_00126_14709_7438.N1	22-DEC-2004 16:17:36	Bright	38.500	149	45Eps Per	2.8880	30000.	77	14709	No
204	GOM_NL__2PRFIN20041222_161938_000000482033_00126_14709_7439.N1	22-DEC-2004 16:19:38	Bright	47.500	6	13Alp Aur	0.080000	3400.0	95	14709	No
205	GOM_NL__2PRFIN20041222_162148_000000372033_00126_14709_7440.N1	22-DEC-2004 16:21:48	Bright	36.500	160	23Gam Per	2.9300	4700.0	73	14709	No
206	GOM_NL__2PRFIN20041222_162518_000000412033_00126_14709_7441.N1	22-DEC-2004 16:25:18	Bright	40.500	110	37Del Cas	2.6780	8900.0	81	14709	No
207	GOM_NL__2PRFIN20041222_163125_000000412033_00126_14709_7442.N1	22-DEC-2004 16:31:25	Bright	40.500	49	1Alp UMi	1.9900	6300.0	81	14709	No
208	GOM_NL__2PRFIN20041222_163607_000000412033_00126_14709_7443.N1	22-DEC-2004 16:36:07	Bright	40.500	60	7Bet UMi	2.0810	3950.0	81	14709	No
209	GOM_NL__2PRFIN20041222_163937_000000392033_00126_14709_7444.N1	22-DEC-2004 16:39:37	Bright	38.500	119	14Eta Dra	2.7270	4700.0	77	14709	No
210	GOM_NL__2PRFIN20041222_164111_000000452033_00126_14709_7445.N1	22-DEC-2004 16:41:11	Bright	44.500	55	79Zet UMa	2.0600	10200.	89	14709	No
211	GOM_NL__2PRFIN20041222_164315_000000452033_00126_14709_7446.N1	22-DEC-2004 16:43:15	Bright	45.000	39	85Eta UMa	1.8540	24000.	90	14709	No
212	GOM_NL__2PRFIN20041222_164652_000000412033_00126_14709_7447.N1	22-DEC-2004 16:46:52	Bright	41.000	180	27Gam Boo	3.0400	8000.0	82	14709	No
213	GOM_NL__2PRFIN20041222_165014_000000422033_00126_14709_7448.N1	22-DEC-2004 16:50:14	Bright	41.500	83		2.3780	11000.	83	14709	No
214	GOM_NL__2PRFIN20041222_165351_000000482033_00126_14709_7449.N1	22-DEC-2004 16:53:51	Bright	47.500	111	8Eta Boo	2.6800	6000.0	95	14709	No
215	GOM_NL__2PRFIN20041222_165834_000000702033_00126_14709_7450.N1	22-DEC-2004 16:58:34	Bright	69.500	138	47Eps Vir	2.8280	4700.0	139	14709	No
216	GOM_NL__2PRFIN20041222_170233_000000412033_00126_14709_7451.N1	22-DEC-2004 17:02:33	Bright	41.000	122	9Alp2Lib	2.7470	9700.0	82	14709	No
217	GOM_NL__2PRFIN20041222_170436_000000582033_00126_14709_7452.N1	22-DEC-2004 17:04:36	Twi_and_stray	58.000	15	67Alp Vir	0.97600	28000.	116	14709	No
218	GOM_NL__2PRFIN20041222_170911_000000462033_00126_14709_7453.N1	22-DEC-2004 17:09:11	Dark	46.000	54	5The Cen	2.0550	4500.0	92	14709	No
219	GOM_NL__2PRFIN20041222_171059_000000402033_00126_14709_7454.N1	22-DEC-2004 17:10:59	Dark	39.500	78	Alp Lup	2.3040	28000.	79	14709	No

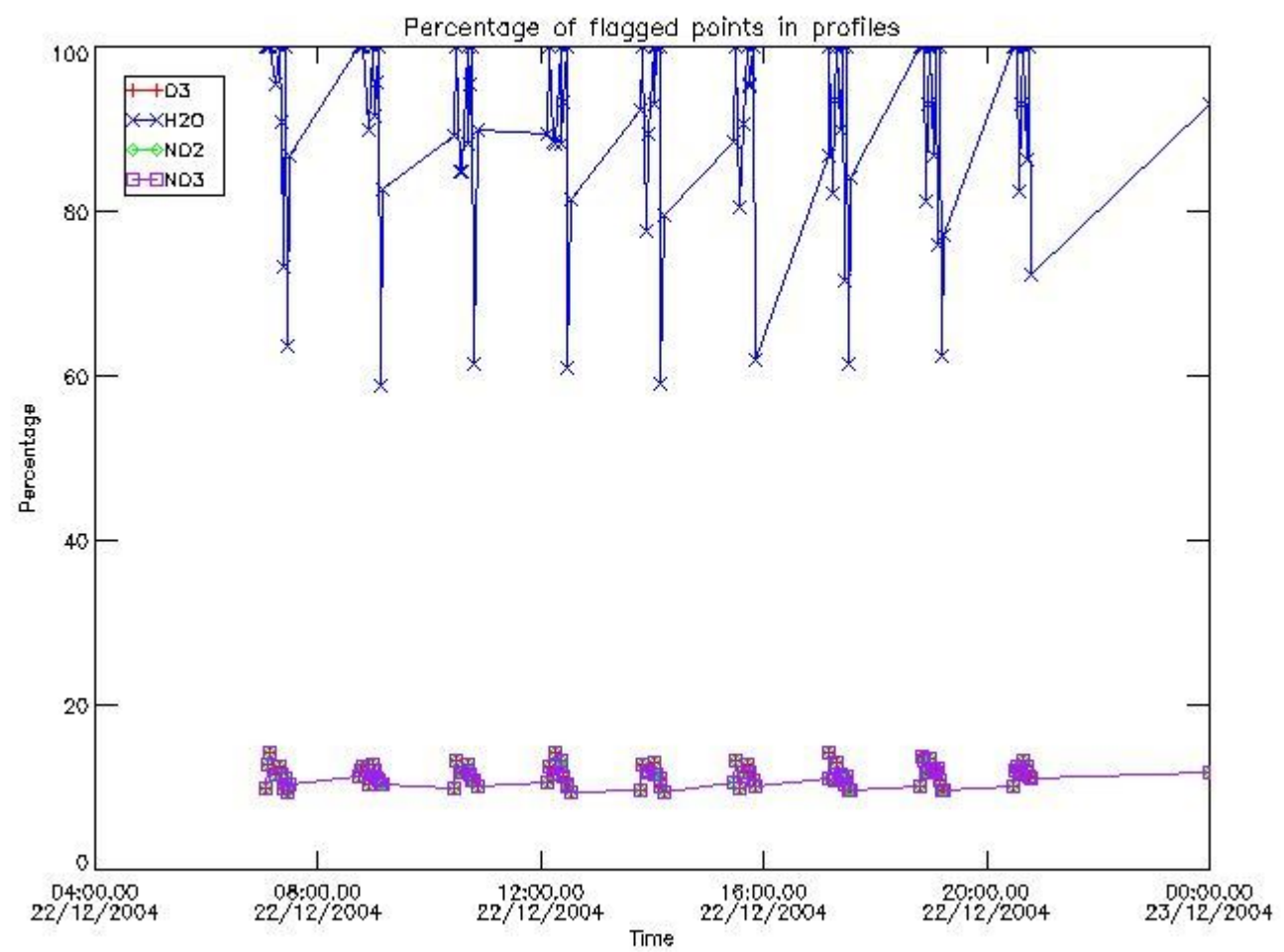
220	GOM_NL__2PRFIN20041222_171425_000000462033_00126_14709_7455.N1	22-DEC-2004 17:14:25	Dark	45.500	4	Alp1Cen	-0.010000	5800.0	91	14709	No
221	GOM_NL__2PRFIN20041222_171639_000000472033_00127_14710_7423.N1	22-DEC-2004 17:16:39	Dark	46.500	20	Bet Cru	1.2530	30000.	93	14710	No
222	GOM_NL__2PRFIN20041222_171826_000000402033_00127_14710_7424.N1	22-DEC-2004 17:18:26	Dark	39.500	112	Alp Mus	2.6880	26000.	79	14710	No
223	GOM_NL__2PRFIN20041222_172320_000000452033_00127_14710_7425.N1	22-DEC-2004 17:23:20	Dark	44.500	29	Bet Car	1.6720	10200.	89	14710	No
224	GOM_NL__2PRFIN20041222_172439_000000462033_00127_14710_7426.N1	22-DEC-2004 17:24:39	Dark	45.500	91	Kap Vel	2.4900	26000.	91	14710	No
225	GOM_NL__2PRFIN20041222_172605_000000502033_00127_14710_7427.N1	22-DEC-2004 17:26:05	Dark	49.500	41	Eps Car	1.8600	4100.0	99	14710	No
226	GOM_NL__2PRFIN20041222_172905_000000452033_00127_14710_7428.N1	22-DEC-2004 17:29:05	Dark	45.000	34	Gam2Vel	1.7930	23000.	90	14710	No
227	GOM_NL__2PRFIN20041222_173042_000000542033_00127_14710_7429.N1	22-DEC-2004 17:30:42	Dark	53.500	2	Alp Car	-0.73600	7000.0	107	14710	No
228	GOM_NL__2PRFIN20041222_173341_000000542033_00127_14710_7430.N1	22-DEC-2004 17:33:41	Dark	53.500	117	Pi Pup	2.7060	3800.0	107	14710	No
229	GOM_NL__2PRFIN20041222_173643_000000532033_00127_14710_7431.N1	22-DEC-2004 17:36:43	Straylight	52.500	23	21Eps CMa	1.5020	26000.	105	14710	No
230	GOM_NL__2PRFIN20041222_173824_000000492033_00127_14710_7432.N1	22-DEC-2004 17:38:24	Straylight	49.000	179	24Omi2CMa	3.0320	24000.	98	14710	No
231	GOM_NL__2PRFIN20041222_174108_000000662033_00127_14710_7433.N1	22-DEC-2004 17:41:08	Straylight	66.000	1	9Alp CMa	-1.4400	11000.	132	14710	No
232	GOM_NL__2PRFIN20041222_174415_000000502033_00127_14710_7434.N1	22-DEC-2004 17:44:15	Straylight	49.500	7	19Bet Ori	0.10000	14000.	99	14710	No
233	GOM_NL__2PRFIN20041222_174620_000000472033_00127_14710_7435.N1	22-DEC-2004 17:46:20	Straylight	46.500	30	46Eps Ori	1.6940	30000.	93	14710	No
234	GOM_NL__2PRFIN20041222_174910_000000602033_00127_14710_7436.N1	22-DEC-2004 17:49:10	Twi_and_stray	60.000	14	58Alp Ori	0.87000	3000.0	120	14710	No
235	GOM_NL__2PRFIN20041222_175130_000000492033_00127_14710_7437.N1	22-DEC-2004 17:51:30	Twi_and_stray	48.500	13	87Alp Tau	0.86700	3800.0	97	14710	No
236	GOM_NL__2PRFIN20041222_175312_000000442033_00127_14710_7438.N1	22-DEC-2004 17:53:12	Bright	44.000	176	23Zet Tau	3.0200	22000.	88	14710	No
237	GOM_NL__2PRFIN20041222_175519_000000432033_00127_14710_7439.N1	22-DEC-2004 17:55:19	Bright	42.500	28	12Bet Tau	1.6500	15200.	85	14710	No
238	GOM_NL__2PRFIN20041222_175811_000000392033_00127_14710_7440.N1	22-DEC-2004 17:58:11	Bright	38.500	149	45Eps Per	2.8880	30000.	77	14710	No
239	GOM_NL__2PRFIN20041222_180014_000000452033_00127_14710_7441.N1	22-DEC-2004 18:00:14	Bright	45.000	6	13Alp Aur	0.080000	3400.0	90	14710	No
240	GOM_NL__2PRFIN20041222_180224_000000382033_00127_14710_7442.N1	22-DEC-2004 18:02:24	Bright	37.500	160	23Gam Per	2.9300	4700.0	75	14710	No
241	GOM_NL__2PRFIN20041222_180557_000000372033_00127_14710_7443.N1	22-DEC-2004 18:05:57	Bright	37.000	110	37Del Cas	2.6780	8900.0	74	14710	No
242	GOM_NL__2PRFIN20041222_181202_000000402033_00127_14710_7444.N1	22-DEC-2004 18:12:02	Bright	40.000	49	1Alp UMi	1.9900	6300.0	80	14710	No
243	GOM_NL__2PRFIN20041222_181642_000000402033_00127_14710_7445.N1	22-DEC-2004 18:16:42	Bright	39.500	60	7Bet UMi	2.0810	3950.0	79	14710	No
244	GOM_NL__2PRFIN20041222_182011_000000412033_00127_14710_7446.N1	22-DEC-2004 18:20:11	Bright	40.500	119	14Eta Dra	2.7270	4700.0	81	14710	No
245	GOM_NL__2PRFIN20041222_182147_000000442033_00127_14710_7447.N1	22-DEC-2004 18:21:47	Bright	44.000	55	79Zet UMa	2.0600	10200.	88	14710	No
246	GOM_NL__2PRFIN20041222_182351_000000442033_00127_14710_7448.N1	22-DEC-2004 18:23:51	Bright	44.000	39	85Eta UMa	1.8540	24000.	88	14710	No
247	GOM_NL__2PRFIN20041222_182728_000000402033_00127_14710_7449.N1	22-DEC-2004 18:27:28	Bright	39.500	180	27Gam Boo	3.0400	8000.0	79	14710	No
248	GOM_NL__2PRFIN20041222_183049_000000392033_00127_14710_7450.N1	22-DEC-2004 18:30:49	Bright	39.000	83		2.3780	11000.	78	14710	No
249	GOM_NL__2PRFIN20041222_183427_000000662033_00127_14710_7451.N1	22-DEC-2004 18:34:27	Bright	66.000	111	8Eta Boo	2.6800	6000.0	132	14710	No
250	GOM_NL__2PRFIN20041222_183911_000000712033_00127_14710_7452.N1	22-DEC-2004 18:39:11	Bright	70.500	138	47Eps Vir	2.8280	4700.0	141	14710	No
251	GOM_NL__2PRFIN20041222_184310_000000542033_00127_14710_7453.N1	22-DEC-2004 18:43:10	Bright	54.000	122	9Alp2Lib	2.7470	9700.0	108	14710	No
252	GOM_NL__2PRFIN20041222_184513_000000592033_00127_14710_7454.N1	22-DEC-2004 18:45:13	Twi_and_stray	58.500	15	67Alp Vir	0.97600	28000.	117	14710	No
253	GOM_NL__2PRFIN20041222_184843_000000502033_00127_14710_7455.N1	22-DEC-2004 18:48:43	Dark	50.000	169	46Gam Hya	2.9910	4700.0	100	14710	No
254	GOM_NL__2PRFIN20041222_185023_000000412033_00127_14710_7456.N1	22-DEC-2004 18:50:23	Dark	41.000	81	Eta Cen	2.3560	28000.	82	14710	No
255	GOM_NL__2PRFIN20041222_185243_000000422033_00127_14710_7457.N1	22-DEC-2004 18:52:43	Dark	42.000	95	Zet Cen	2.5450	26000.	84	14710	No
256	GOM_NL__2PRFIN20041222_185502_000000432033_00127_14710_7458.N1	22-DEC-2004 18:55:02	Dark	43.000	4	Alp1Cen	-0.010000	5800.0	86	14710	No
257	GOM_NL__2PRFIN20041222_185716_000000432033_00128_14711_7423.N1	22-DEC-2004 18:57:16	Dark	43.000	20	Bet Cru	1.2530	30000.	86	14711	No
258	GOM_NL__2PRFIN20041222_185903_000000382033_00128_14711_7424.N1	22-DEC-2004 18:59:03	Dark	38.000	112	Alp Mus	2.6880	26000.	76	14711	No
259	GOM_NL__2PRFIN20041222_190357_000000422033_00128_14711_7425.N1	22-DEC-2004 19:03:57	Dark	42.000	29	Bet Car	1.6720	10200.	84	14711	No
260	GOM_NL__2PRFIN20041222_190516_000000442033_00128_14711_7426.N1	22-DEC-2004 19:05:16	Dark	43.500	91	Kap Vel	2.4900	26000.	87	14711	No
261	GOM_NL__2PRFIN20041222_190642_000000462033_00128_14711_7427.N1	22-DEC-2004 19:06:42	Dark	46.000	41	Eps Car	1.8600	4100.0	92	14711	No
262	GOM_NL__2PRFIN20041222_190942_000000472033_00128_14711_7428.N1	22-DEC-2004 19:09:42	Dark	46.500	34	Gam2Vel	1.7930	23000.	93	14711	No
263	GOM_NL__2PRFIN20041222_191118_000000542033_00128_14711_7429.N1	22-DEC-2004 19:11:18	Dark	53.500	2	Alp Car	-0.73600	7000.0	107	14711	No
264	GOM_NL__2PRFIN20041222_191418_000000532033_00128_14711_7430.N1	22-DEC-2004 19:14:18	Dark	53.000	117	Pi Pup	2.7060	3800.0	106	14711	No
265	GOM_NL__2PRFIN20041222_191720_000000512033_00128_14711_7431.N1	22-DEC-2004 19:17:20	Straylight	51.000	23	21Eps CMa	1.5020	26000.	102	14711	No
266	GOM_NL__2PRFIN20041222_191900_000000522033_00128_14711_7432.N1	22-DEC-2004 19:19:00	Straylight	51.500	179	24Omi2CMa	3.0320	24000.	103	14711	No
267	GOM_NL__2PRFIN20041222_192144_000000602033_00128_14711_7433.N1	22-DEC-2004 19:21:44	Straylight	59.500	1	9Alp CMa	-1.4400	11000.	119	14711	No
268	GOM_NL__2PRFIN20041222_192454_000000542033_00128_14711_7434.N1	22-DEC-2004 19:24:54	Straylight	53.500	7	19Bet Ori	0.10000	14000.	107	14711	No
269	GOM_NL__2PRFIN20041222_192657_000000492033_00128_14711_7435.N1	22-DEC-2004 19:26:57	Straylight	48.500	30	46Eps Ori	1.6940	30000.	97	14711	No
270	GOM_NL__2PRFIN20041222_192946_000000602033_00128_14711_7436.N1	22-DEC-2004 19:29:46	Twi_and_stray	60.000	14	58Alp Ori	0.87000	3000.0	120	14711	No
271	GOM_NL__2PRFIN20041222_193206_000000462033_00128_14711_7437.N1	22-DEC-2004 19:32:06	Twi_and_stray	46.000	13	87Alp Tau	0.86700	3800.0	92	14711	No
272	GOM_NL__2PRFIN20041222_193350_000000422033_00128_14711_7438.N1	22-DEC-2004 19:33:50	Bright	41.500	176	23Zet Tau	3.0200	22000.	83	14711	No
273	GOM_NL__2PRFIN20041222_193555_000000412033_00128_14711_7439.N1	22-DEC-2004 19:35:55	Bright	40.500	28	12Bet Tau	1.6500	15200.	81	14711	No
274	GOM_NL__2PRFIN20041222_193849_000000372033_00128_14711_7440.N1	22-DEC-2004 19:38:49	Bright	37.000	149	45Eps Per	2.8880	30000.	74	14711	No
275	GOM_NL__2PRFIN20041222_194050_000000432033_00128_14711_7441.N1	22-DEC-2004 19:40:50	Bright	42.500	6	13Alp Aur	0.080000	3400.0	85	14711	No
276	GOM_NL__2PRFIN20041222_194300_000000382033_00128_14711_7442.N1	22-DEC-2004 19:43:00	Bright	37.500	160	23Gam Per	2.9300	4700.0	75	14711	No
277	GOM_NL__2PRFIN20041222_194633_000000372033_00128_14711_7443.N1	22-DEC-2004 19:46:33	Bright	36.500	110	37Del Cas	2.6780	8900.0	73	14711	No
278	GOM_NL__2PRFIN20041222_195240_000000392033_00128_14711_7444.N1	22-DEC-2004 19:52:40	Bright	38.500	49	1Alp UMi	1.9900	6300.0	77	14711	No

279	GOM_NL__2PRFIN20041222_195719_000000392033_00128_14711_7445.N1	22-DEC-2004 19:57:19	Bright	39.000	60	7Bet UMi	2.0810	3950.0	78	14711	No
280	GOM_NL__2PRFIN20041222_200049_000000392033_00128_14711_7446.N1	22-DEC-2004 20:00:49	Bright	39.000	119	14Eta Dra	2.7270	4700.0	78	14711	No
281	GOM_NL__2PRFIN20041222_200222_000000452033_00128_14711_7447.N1	22-DEC-2004 20:02:22	Bright	45.000	55	79Zet UMa	2.0600	10200.	90	14711	No
282	GOM_NL__2PRFIN20041222_200426_000000462033_00128_14711_7448.N1	22-DEC-2004 20:04:26	Bright	45.500	39	85Eta UMa	1.8540	24000.	91	14711	No
283	GOM_NL__2PRFIN20041222_200804_000000392033_00128_14711_7449.N1	22-DEC-2004 20:08:04	Bright	39.000	180	27Gam Boo	3.0400	8000.0	78	14711	No
284	GOM_NL__2PRFIN20041222_201126_000000422033_00128_14711_7450.N1	22-DEC-2004 20:11:26	Bright	42.000	83		2.3780	11000.	84	14711	No
285	GOM_NL__2PRFIN20041222_201503_000000662033_00128_14711_7451.N1	22-DEC-2004 20:15:03	Bright	66.000	111	8Eta Boo	2.6800	6000.0	132	14711	No
286	GOM_NL__2PRFIN20041222_201948_000000692033_00128_14711_7452.N1	22-DEC-2004 20:19:48	Bright	69.000	138	47Eps Vir	2.8280	4700.0	138	14711	No
287	GOM_NL__2PRFIN20041222_202347_000000402033_00128_14711_7453.N1	22-DEC-2004 20:23:47	Bright	40.000	122	9Alp2Lib	2.7470	9700.0	80	14711	No
288	GOM_NL__2PRFIN20041222_202550_000000592033_00128_14711_7454.N1	22-DEC-2004 20:25:50	Tw_i_and_stray	58.500	15	67Alp Vir	0.97600	28000.	117	14711	No
289	GOM_NL__2PRFIN20041222_202920_000000502033_00128_14711_7455.N1	22-DEC-2004 20:29:20	Dark	50.000	169	46Gam Hya	2.9910	4700.0	100	14711	No
290	GOM_NL__2PRFIN20041222_203100_000000422033_00128_14711_7456.N1	22-DEC-2004 20:31:00	Dark	42.000	81	Eta Cen	2.3560	28000.	84	14711	No
291	GOM_NL__2PRFIN20041222_203320_000000412033_00128_14711_7457.N1	22-DEC-2004 20:33:20	Dark	40.500	95	Zet Cen	2.5450	26000.	81	14711	No
292	GOM_NL__2PRFIN20041222_203538_000000432033_00128_14711_7458.N1	22-DEC-2004 20:35:38	Dark	43.000	4	Alp1Cen	-0.010000	5800.0	86	14711	No
293	GOM_NL__2PRFIN20041222_203753_000000442033_00129_14712_7423.N1	22-DEC-2004 20:37:53	Dark	44.000	20	Bet Cru	1.2530	30000.	88	14712	No
294	GOM_NL__2PRFIN20041222_203940_000000392033_00129_14712_7424.N1	22-DEC-2004 20:39:40	Dark	38.500	112	Alp Mus	2.6880	26000.	77	14712	No
295	GOM_NL__2PRFIN20041222_204433_000000412033_00129_14712_7425.N1	22-DEC-2004 20:44:33	Dark	40.500	29	Bet Car	1.6720	10200.	81	14712	No
296	GOM_NL__2PRFIN20041222_204553_000000452033_00129_14712_7426.N1	22-DEC-2004 20:45:53	Dark	45.000	91	Kap Vel	2.4900	26000.	90	14712	No
297	GOM_NL__2PRFIN20041222_204719_000000452033_00129_14712_7427.N1	22-DEC-2004 20:47:19	Dark	45.000	41	Eps Car	1.8600	4100.0	90	14712	No
298	GOM_NL__2PRFIN20041222_235904_000000442033_00131_14714_7570.N1	22-DEC-2004 23:59:04	Dark	43.500	20	Bet Cru	1.2530	30000.	87	14714	No

3. Quality information per product

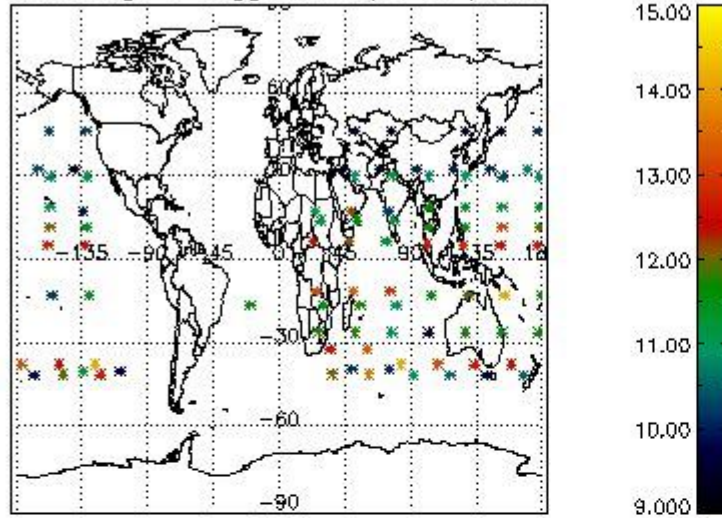
In this section it is plotted some information contained in the Quality Summary data set of the level 2 products. Only products in dark limb conditions and without errors (error flag in the MPH set to "0") are used.

3.1 Plot quality information per product (time dependant)

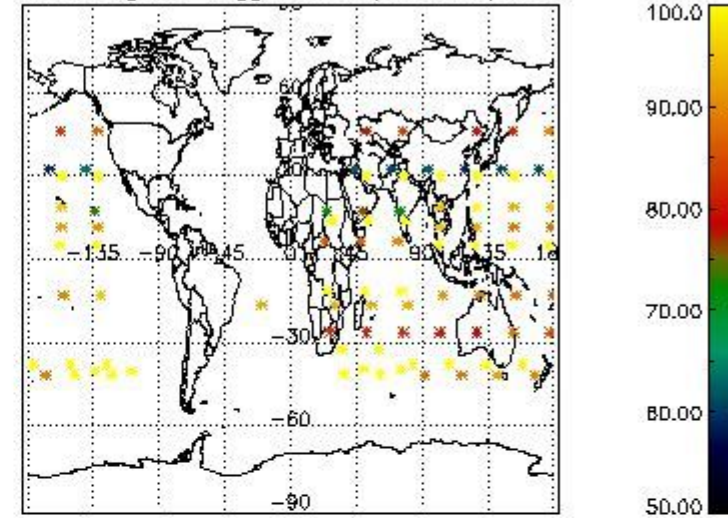


3.2 Plot quality information per product (world map)

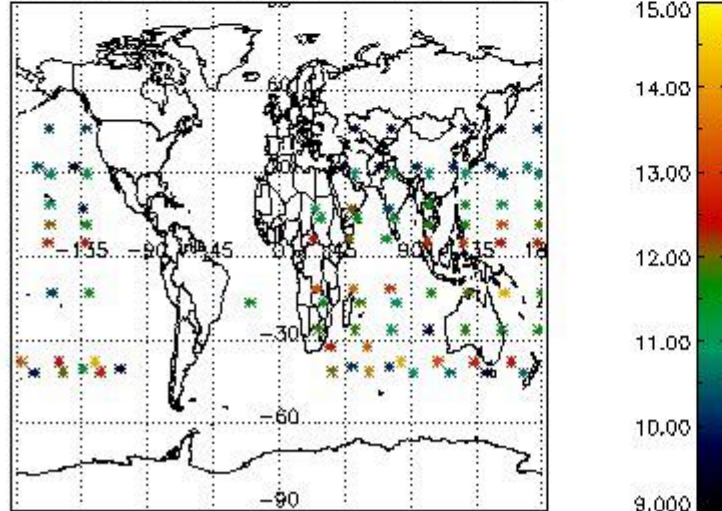
Percentage of flagged data per O3 profile



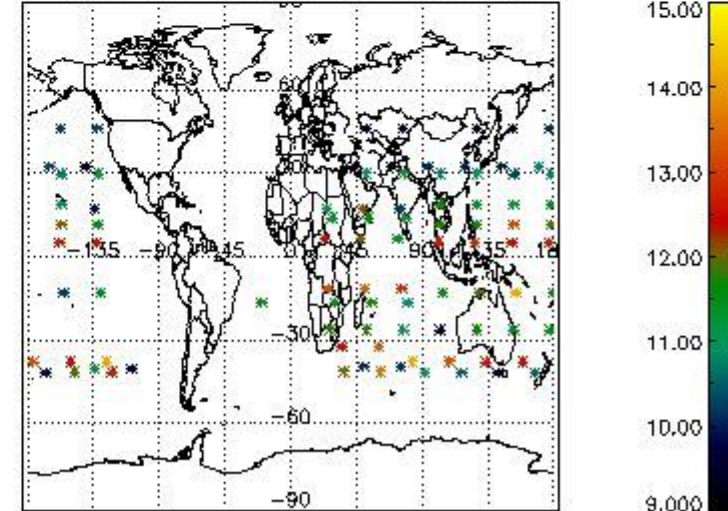
Percentage of flagged data per H2O profile



Percentage of flagged data per NO2 profile



Percentage of flagged data per NO3 profile

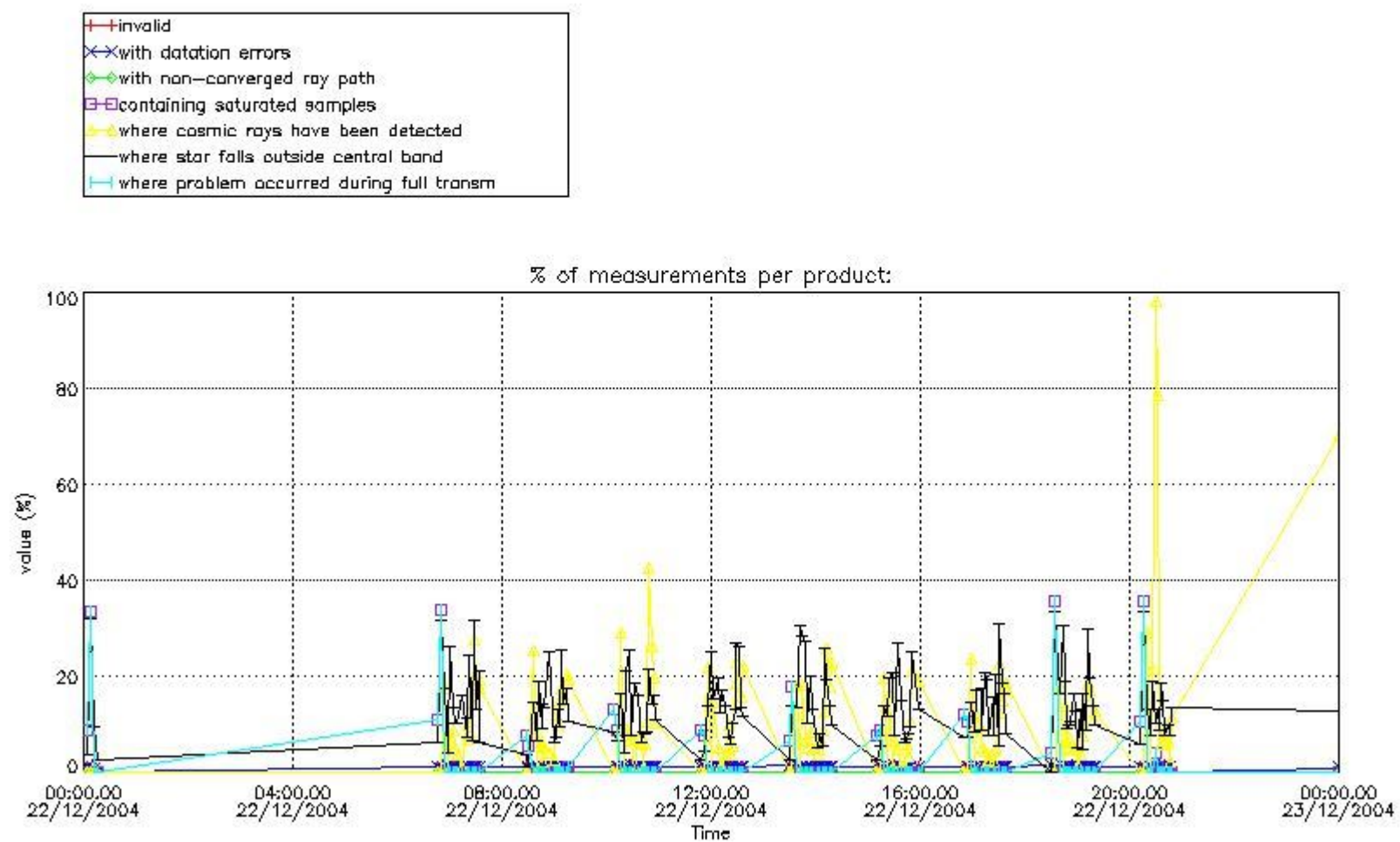


4. Level 1 quality information per product

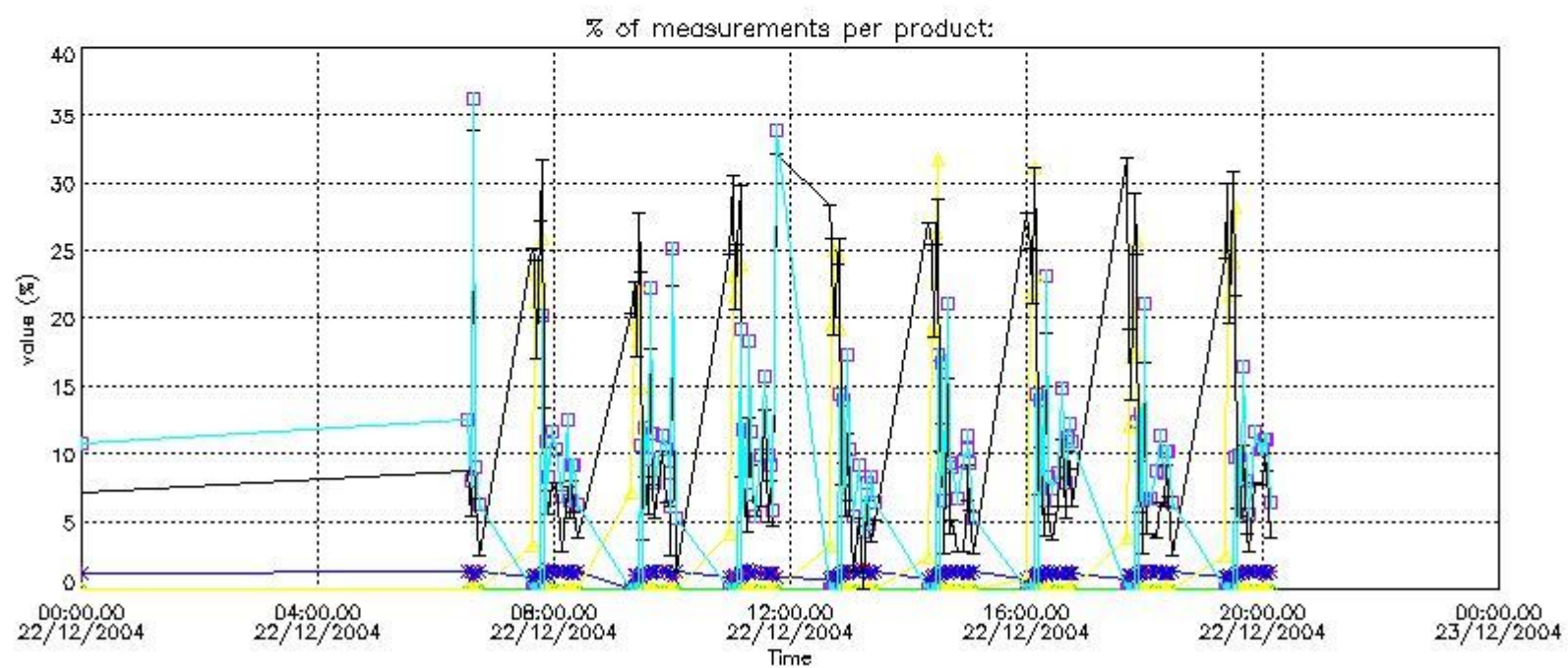
In this section it is plotted some information contained in the Quality Summary data set of the level 2 products that comes from the level 1b processing. Products without errors (error flag in the MPH set to "0") are used.

4.1 Plot quality information per product (time dependant) coming from level 1b processing

4.1.1 Plot level 1 quality information per product (time dependant): ENVISAT ASCENDING passes



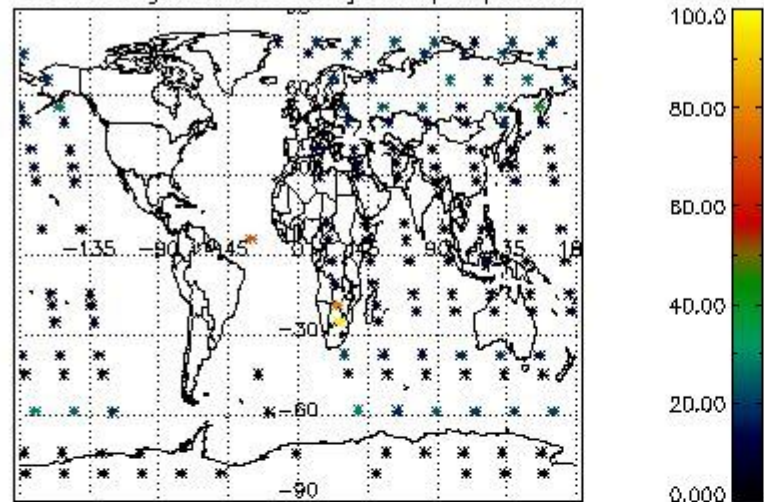
4.1.2 Plot level 1 quality information per product (time dependant): ENVI SAT DESCENDING passes



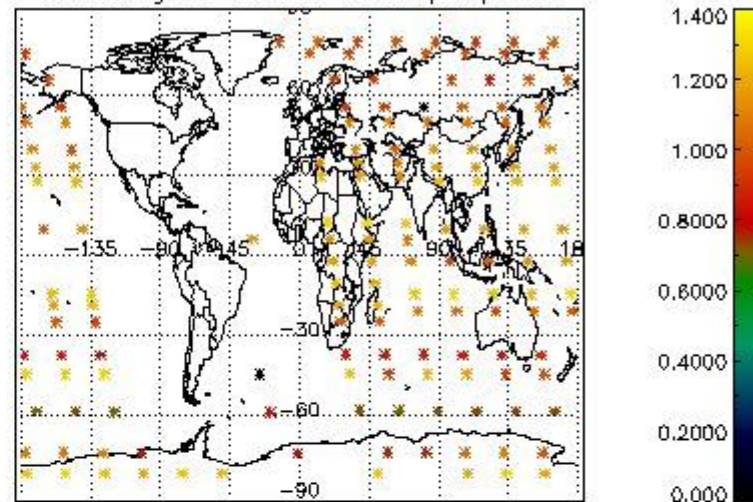
4.2 Plot quality information per product coming from level 1b processing (world map)

4.2.1 Plot level 1 quality information per product (world map): ENVISAT ASCENDING passes

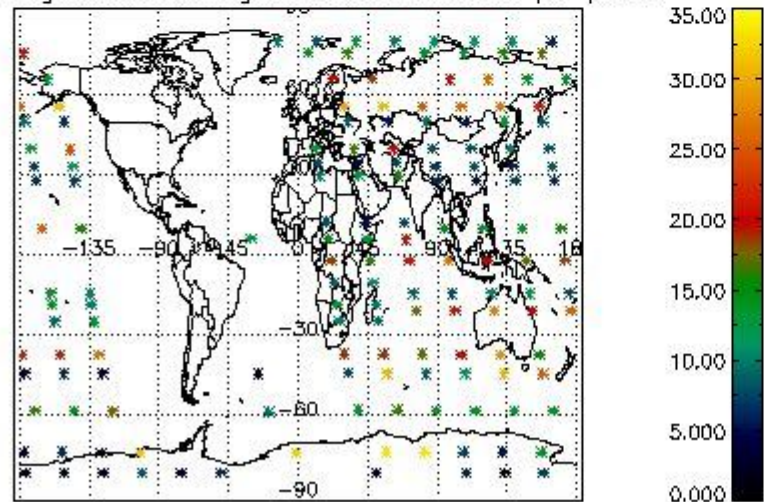
Percentage of cosmic ray hits per profile



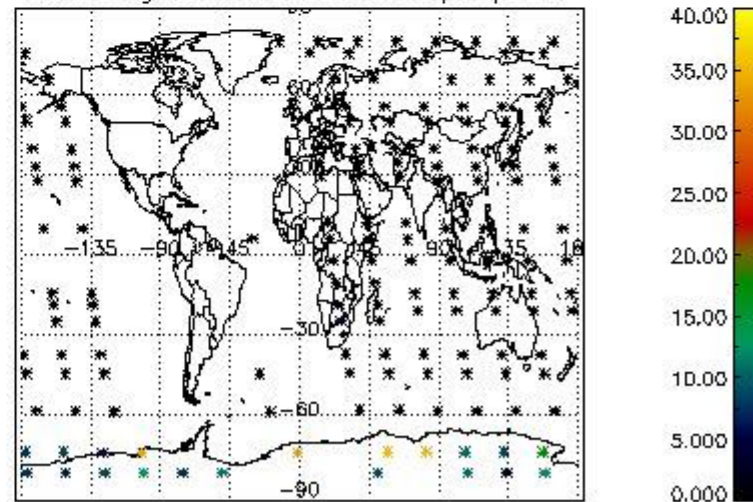
Percentage of datation errors per profile



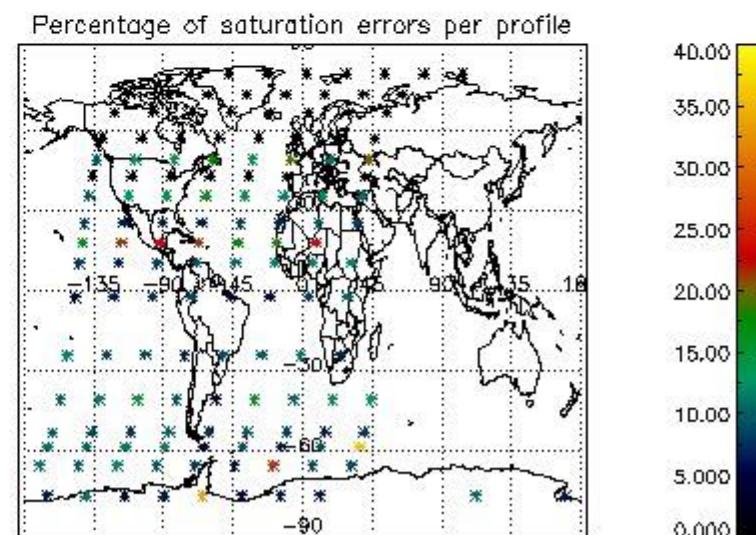
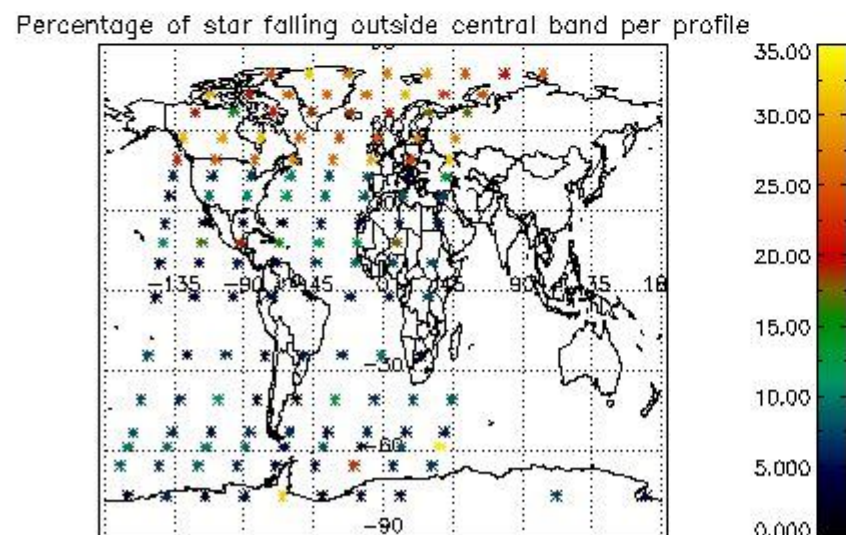
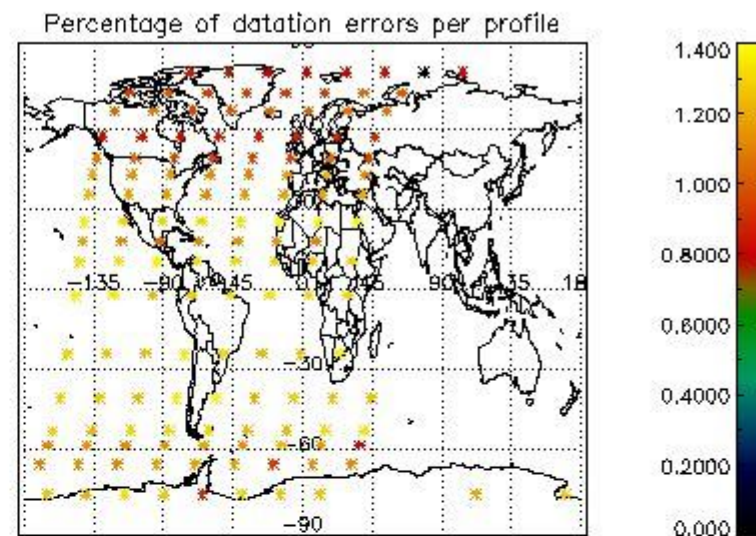
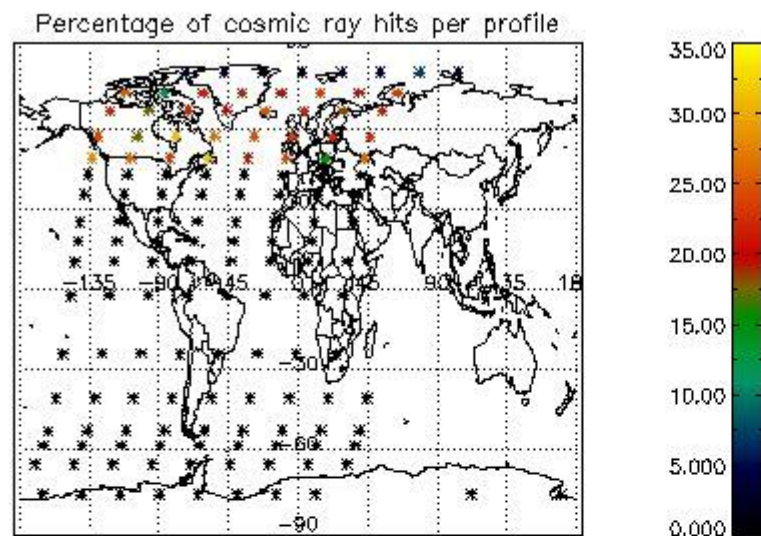
Percentage of star falling outside central band per profile



Percentage of saturation errors per profile



4.2.2 Plot level 1 quality information per product (world map): ENVISAT DESCENDING passes



5. Trace gas profiles

5.1 Ozone statistics based on quality of products

The final quality of the products can be "measured" using the STD (Standard Deviation) attached to every point profile. This information is written to the parameter GOM_NL__2P/NL_LOCAL_SPECIES_DENSITY/o3_std of the level 2 products. The table below shows the statistics for given STD ranges.

The statistics are given with respect to the overall valid production:

- Products without fatal errors: GOM_NL__2P/MPH/PRODUCT_ERR=0
- Valid point profile: GOM_NL__2P/NL_LOCAL_SPECIES_DENSITY/pcd(0)=0

The 'Criteria' is applied to valid points of dark limb products:

- Products in dark limb illumination condition: GOM_NL__2P/NL_SUMMARY_QUALITY/obs_ill_cond=0
- Products without fatal errors: GOM_NL__2P/MPH/PRODUCT_ERR=0
- Valid point profile: GOM_NL__2P/NL_LOCAL_SPECIES_DENSITY/pcd(0)=0

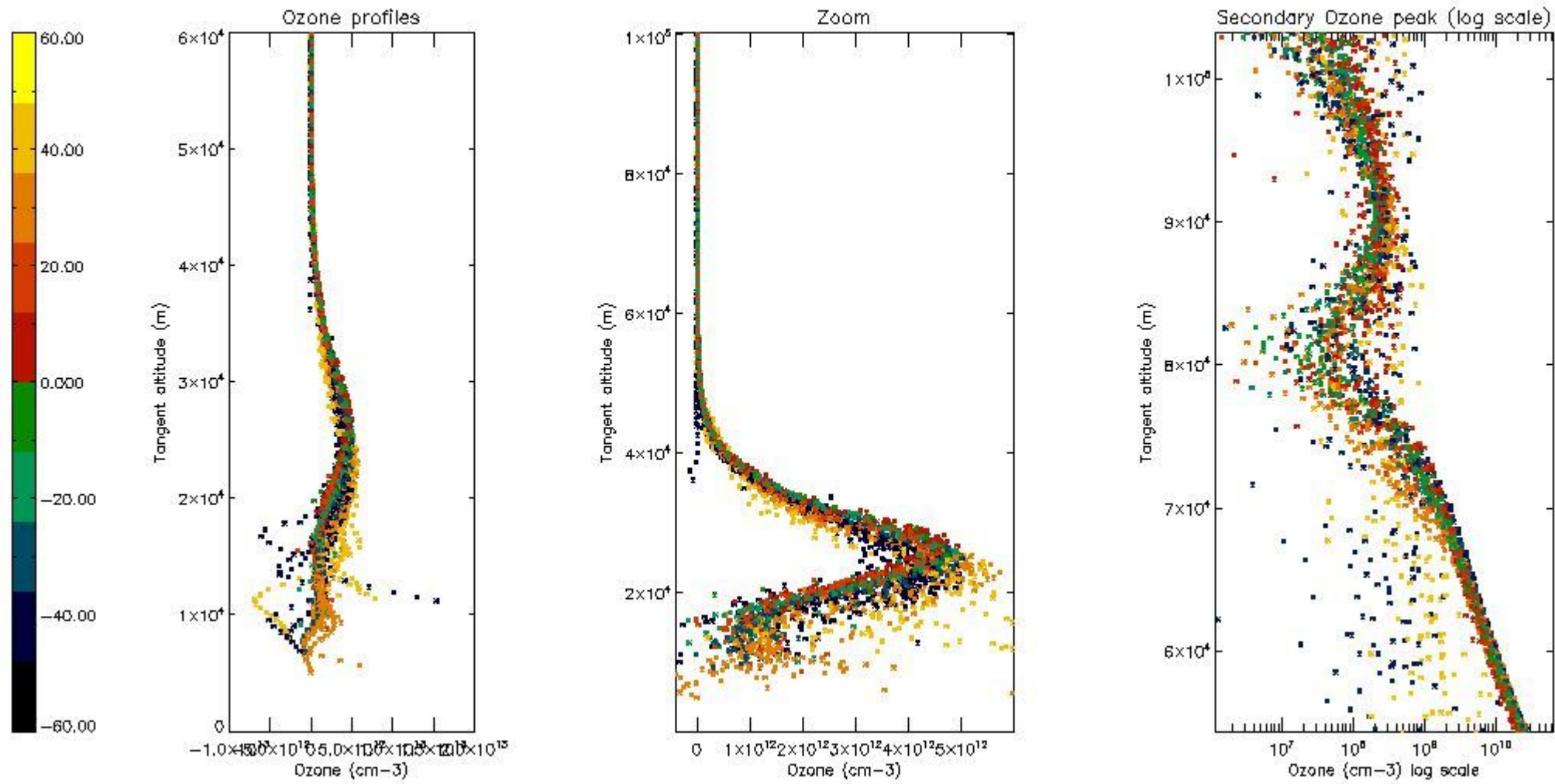
So, the table below shows the percentage of dark limb and valid observations for each criteria with respect to the overall valid daily observations.

Criteria	% of total production
All STD	31
STD < 20	17

STD < 10	14
STD < 5	9

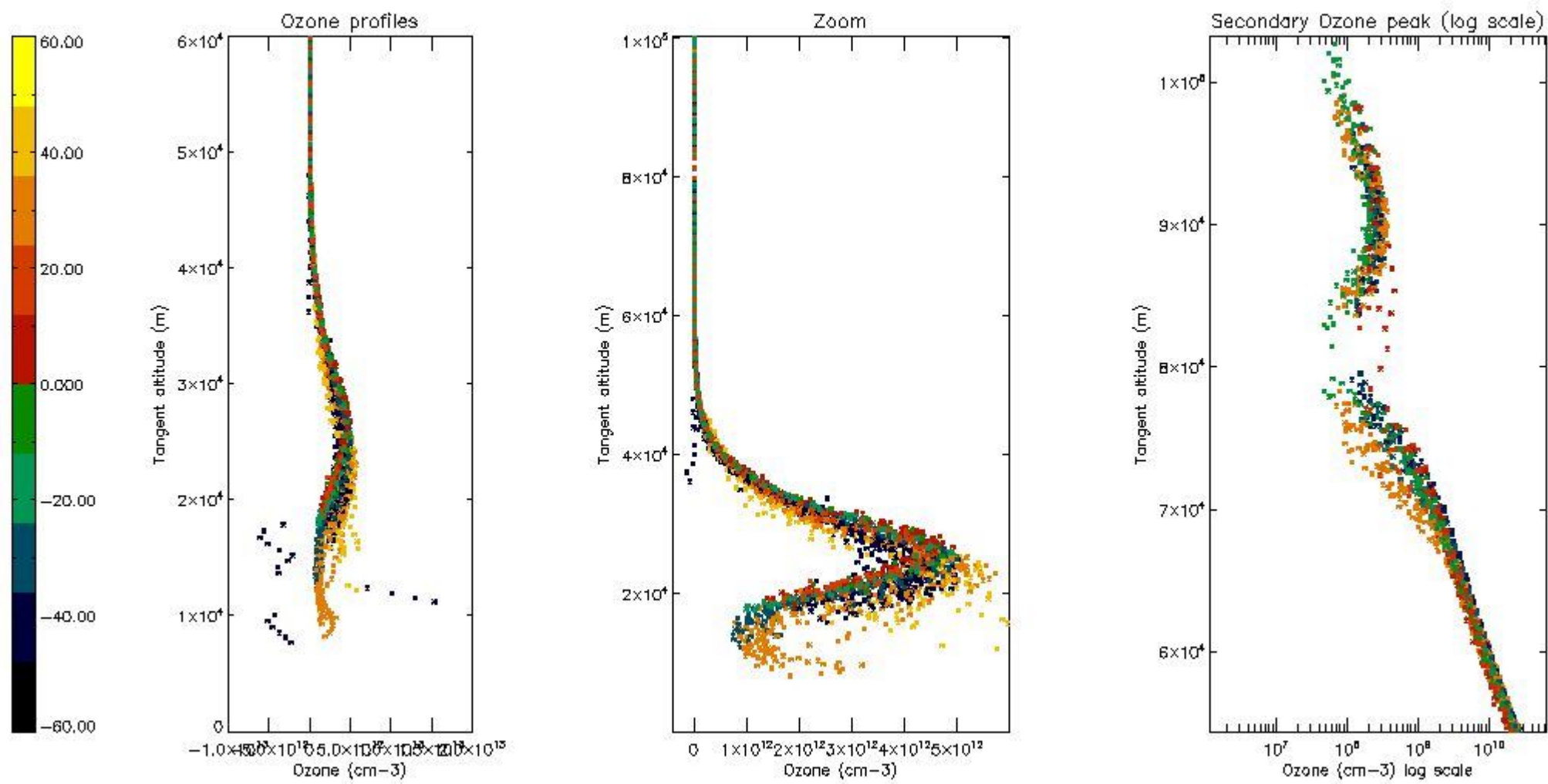
5.2 Plot ozone profiles for all STD (dark without errors)

The colorbar represents the latitude.



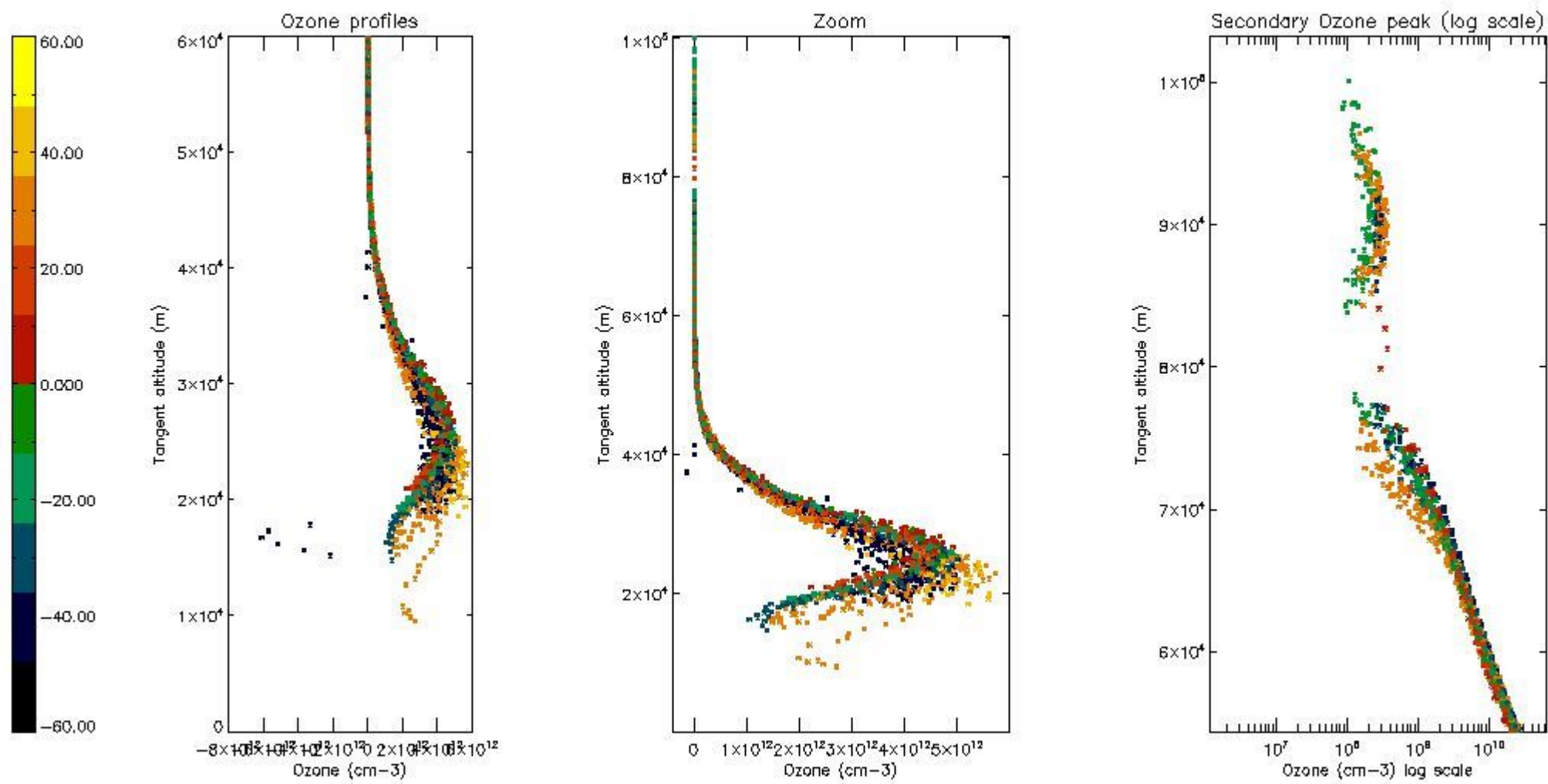
5.3 Plot ozone profiles where STD < 20% (dark without errors)

The colorbar represents the latitude.



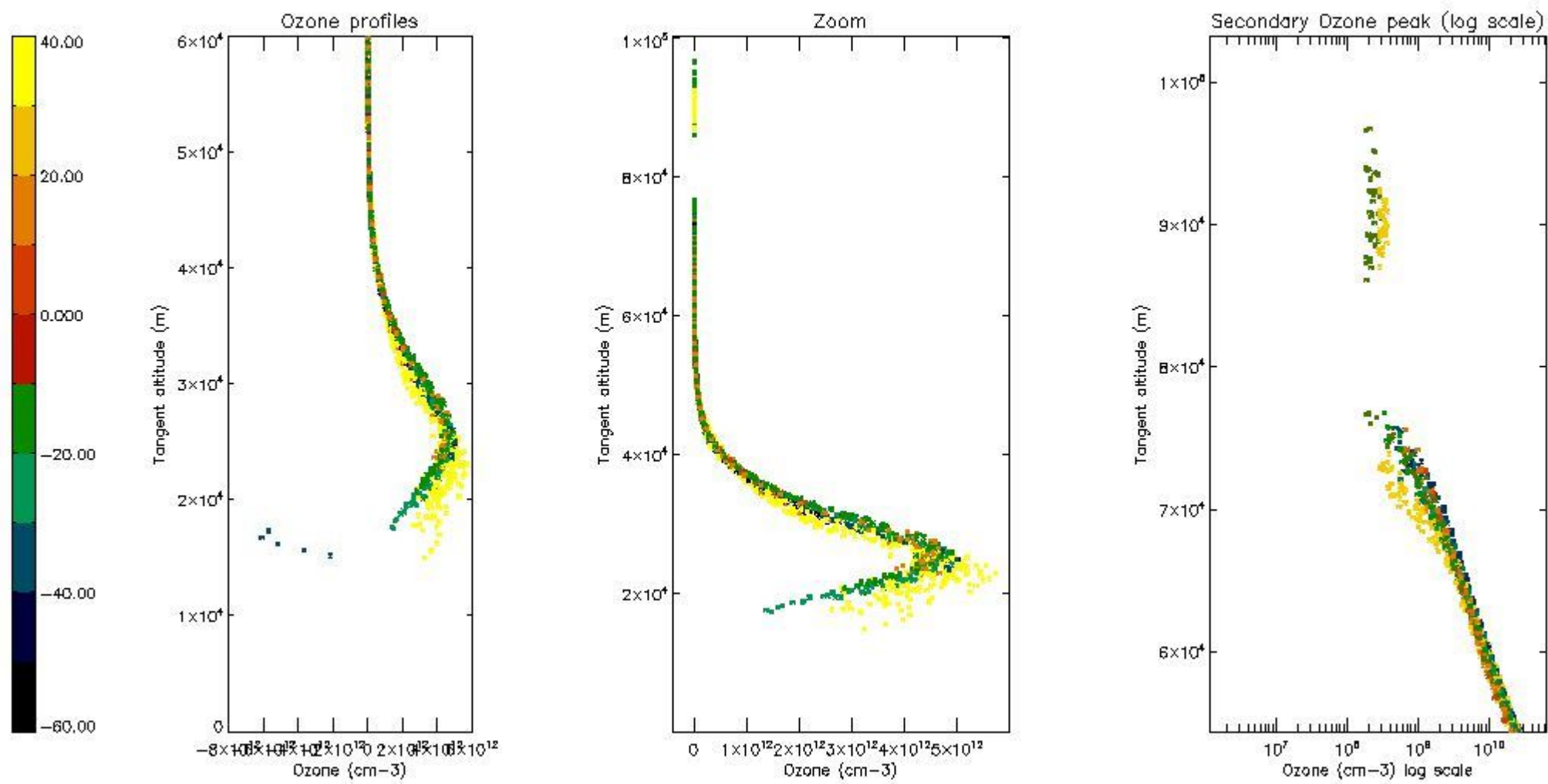
5.4 Plot ozone profiles where $STD < 10\%$ (dark without errors)

The colorbar represents the latitude.



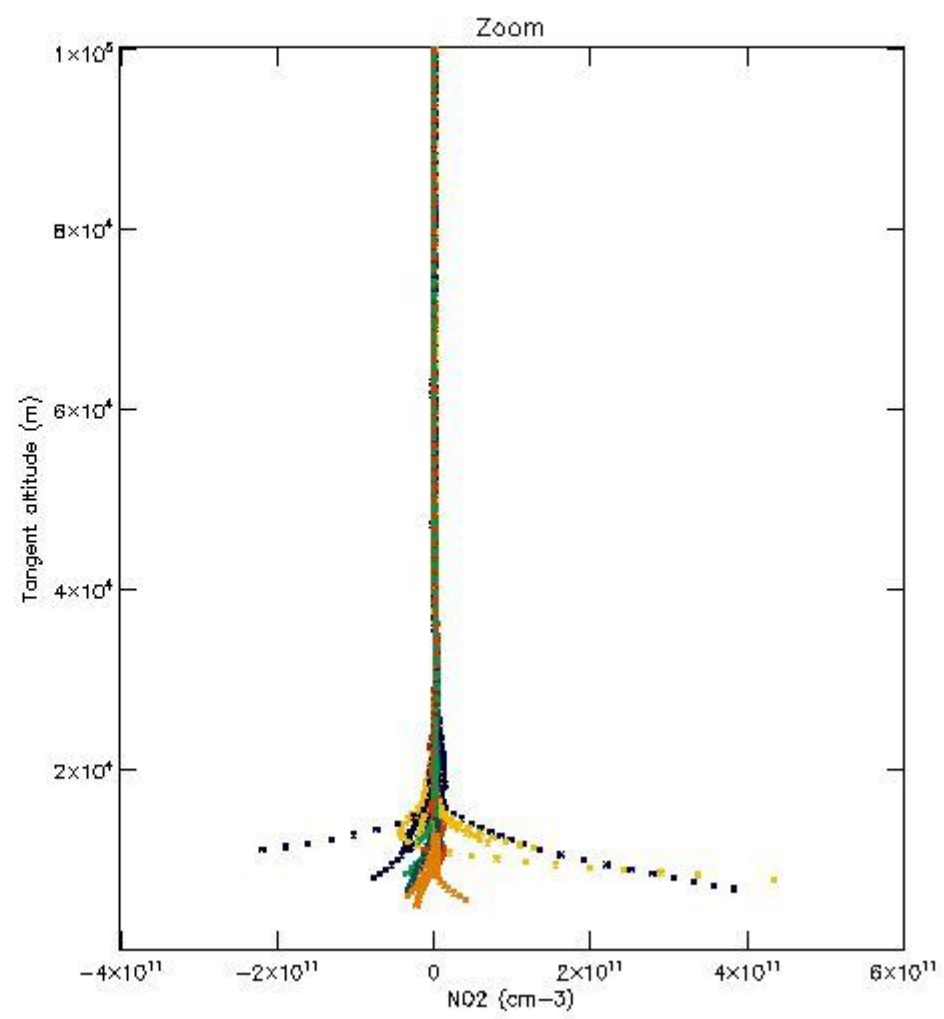
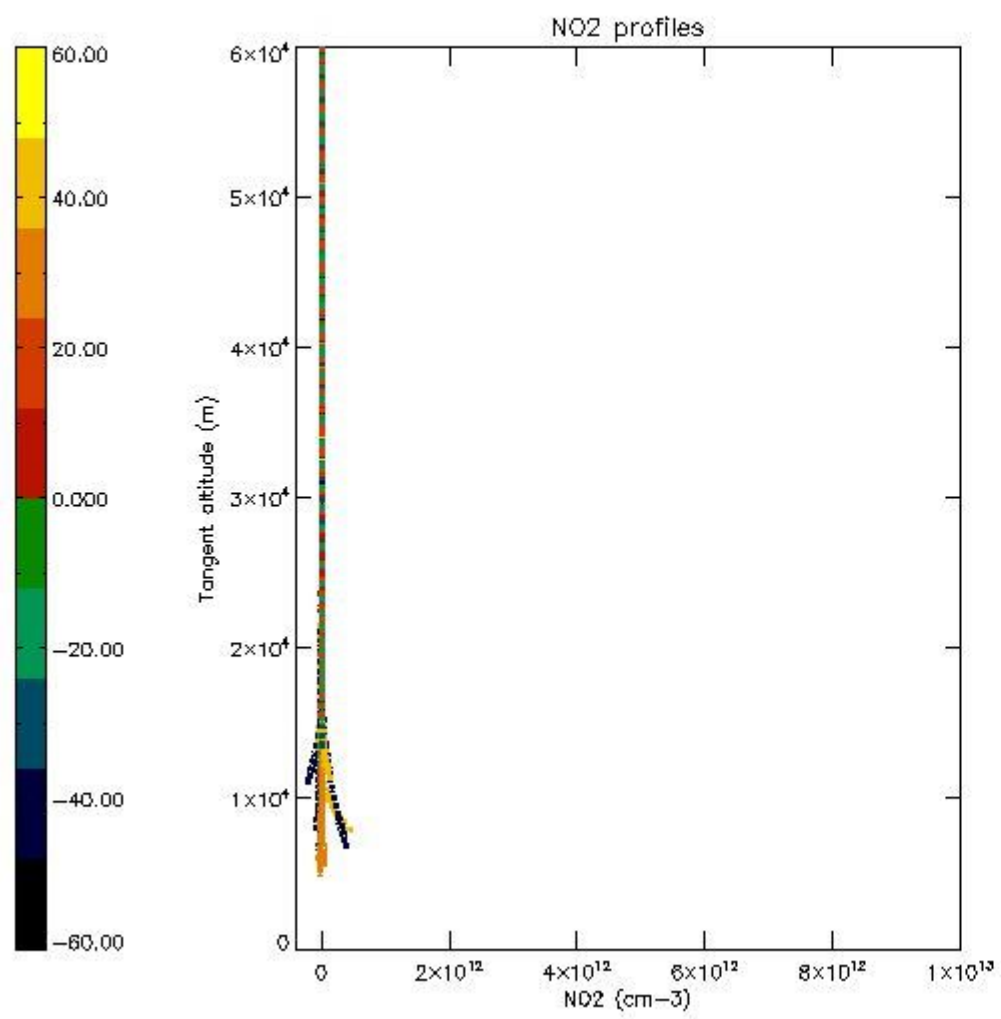
5.5 Plot ozone profiles where STD < 5% (dark without errors)

The colorbar represents the latitude.



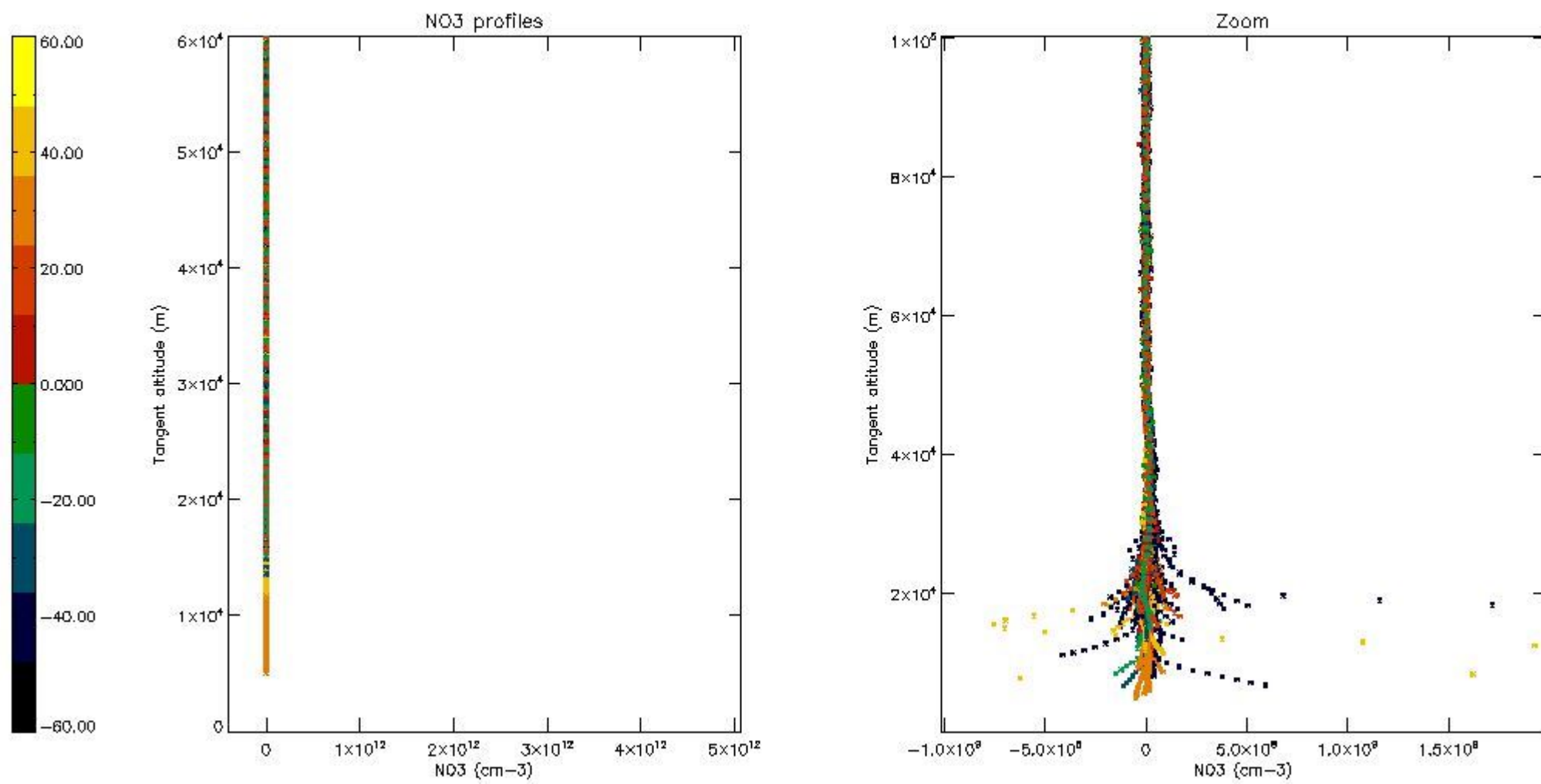
5.6 Plot NO₂ profiles for all STD (dark without errors)

The colorbar represents the latitude.



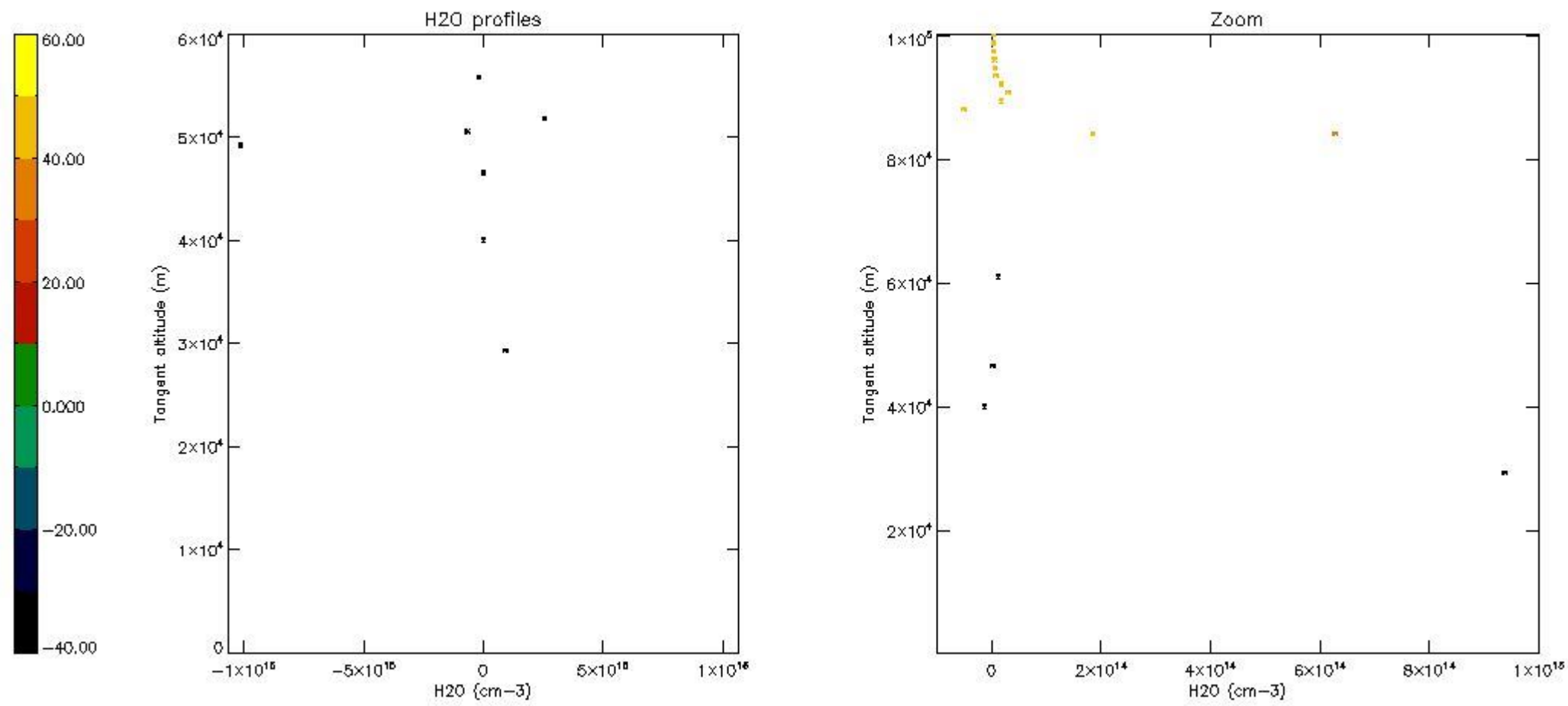
5.7 Plot NO3 profiles for all STD (dark without errors)

The colorbar represents the latitude.



5.8 Plot H2O profiles for all STD (only for occultations of stars 1,2,3,4,13,14,16,26,63 dark without errors)

The colorbar represents the latitude.



6. Auxiliary Data Files used for the production reported in section 2

The number reported in the third column indicates since which file (see list in section 2) the corresponding auxiliary file has been used. The fourth column is the date of those product files.

Type	Auxiliary Filename	Used since product	Used since product date
INST_PHYS_CHARACTERISTICS	GOM_INS_AXVIEC20091111_143220_20030716_120000_20500101_000000	1	22-DEC-2004 00:00:51
LEVEL-2_PROC_CONFIG	GOM_PR2_AXVIEC20091111_152718_20020301_000000_20500101_000000	1	22-DEC-2004 00:00:51
CROSS_SECTIONS_FILE	GOM_CRS_AXVIEC20091111_154832_20020301_000000_20500101_000000	1	22-DEC-2004 00:00:51

GOMOS Level 2 Daily Report

SUMMARY

[1. General Info](#)

[2. Summary of processed GOM_NL_2P products](#)

[3. Level 2 Quality information per product](#)

[3.1 Plot of level 2 quality information per product \(time dependant\)](#)

[3.2 Plot of level 2 quality information per product \(world map\)](#)

[4. Level 1 Quality information per product \(stored on level 2 products\)](#)

[4.1 Plot of level 1 quality information per product \(time dependant\)](#)

[4.1.1 Plot of level 1 quality information per product \(time dependant\): ASCENDING](#)

[4.1.2 Plot of level 1 quality information per product \(time dependant\): DESCENDING](#)

[4.2 Plot of level 1 quality information per product \(world map\)](#)

[4.2.1 Plot of level 1 quality information per product \(world map\): ASCENDING](#)

[4.2.2 Plot of level 1 quality information per product \(world map\): DESCENDING](#)

[5. Ozone profiles based on quality statistics and other trace gas profiles](#)

[5.1 Ozone statistics based on quality of products](#)

[5.2 Plot ozone profiles for all STD \(dark without errors\)](#)

[5.3 Plot ozone profiles where STD < 20% \(dark without errors\)](#)

[5.4. Plot ozone profiles where STD < 10% \(dark without errors\)](#)

[5.5. Plot ozone profiles where STD < 5% \(dark without errors\)](#)

[5.6 Plot NO2 profiles for all STD \(dark without errors\)](#)

[5.7 Plot NO3 profiles for all STD \(dark without errors\)](#)

[5.8 Plot H2O profiles \(only for occultations of stars 1,2,3,4,13,14,16,26,63 dark without errors\) for all STD](#)

[6. Auxiliary Data Files used for the production reported in section 2](#)

This report presents the daily analysis on parameters extracted from GOMOS level 2 data (GOM_NL__2P). It is intended to monitor some important parameters that will impact the quality of these products. A list of level 2 products (and content) that have arrived during the reporting day to the PCF is also given.

Item	Value
Time of report generation	22APR2013 10:40:08
Data source version	GOMOS/6.01
Start time of products	22-12-2004 (22DEC2004 00:00:00)
Stop time of products	23-12-2004 (23DEC2004 00:00:00)
Store outputs in DB	Yes
Nb of level 2 prods	298
Nb of prods with errors	1

2. Summary of processed GOM_NL__2P products.

Nr	Filename	UTC Start time	Limb	Duration	Star Id	Star Name	Star Mag	Star Temp	Nb Meas	Orbit	Prod. error
1	GOM_NL__2PRFIN20041222_000051_000000422033_00116_14699_7445.N1	22-DEC-2004 00:00:51	Bright	42.000	180	27Gam Boo	3.0400	8000.0	84	14699	No
2	GOM_NL__2PRFIN20041222_000413_000000402033_00116_14699_7446.N1	22-DEC-2004 00:04:13	Bright	39.500	83		2.3780	11000.	79	14699	No
3	GOM_NL__2PRFIN20041222_000747_000000642033_00116_14699_7447.N1	22-DEC-2004 00:07:47	Bright	64.000	111	8Eta Boo	2.6800	6000.0	128	14699	No
4	GOM_NL__2PRFIN20041222_001225_000000652033_00116_14699_7448.N1	22-DEC-2004 00:12:25	Bright	64.500	138	47Eps Vir	2.8280	4700.0	129	14699	No
5	GOM_NL__2PRFIN20041222_001630_000000382033_00116_14699_7449.N1	22-DEC-2004 00:16:30	Bright	38.000	122	9Alp2Lib	2.7470	9700.0	76	14699	No
6	GOM_NL__2PRFIN20041222_063231_000000402033_00120_14703_7423.N1	22-DEC-2004 06:32:31	Bright	40.000	60	7Bet UMi	2.0810	3950.0	80	14703	No
7	GOM_NL__2PRFIN20041222_063602_000000382033_00120_14703_7424.N1	22-DEC-2004 06:36:02	Bright	37.500	119	14Eta Dra	2.7270	4700.0	75	14703	No
8	GOM_NL__2PRFIN20041222_063736_000000622033_00120_14703_7425.N1	22-DEC-2004 06:37:36	Bright	62.000	55	79Zet UMa	2.0600	10200.	124	14703	No
9	GOM_NL__2PRFIN20041222_063939_000000452033_00120_14703_7426.N1	22-DEC-2004 06:39:39	Bright	44.500	39	85Eta UMa	1.8540	24000.	89	14703	No
10	GOM_NL__2PRFIN20041222_064315_000000402033_00120_14703_7427.N1	22-DEC-2004 06:43:15	Bright	40.000	180	27Gam Boo	3.0400	8000.0	80	14703	No
11	GOM_NL__2PRFIN20041222_064637_000000412033_00120_14703_7428.N1	22-DEC-2004 06:46:37	Bright	41.000	83		2.3780	11000.	82	14703	No
12	GOM_NL__2PRFIN20041222_065012_000000652033_00120_14703_7429.N1	22-DEC-2004 06:50:12	Bright	65.000	111	8Eta Boo	2.6800	6000.0	130	14703	No
13	GOM_NL__2PRFIN20041222_065452_000000712033_00120_14703_7430.N1	22-DEC-2004 06:54:52	Bright	71.000	138	47Eps Vir	2.8280	4700.0	142	14703	No
14	GOM_NL__2PRFIN20041222_065856_000000392033_00120_14703_7431.N1	22-DEC-2004 06:58:56	Bright	38.500	122	9Alp2Lib	2.7470	9700.0	77	14703	No
15	GOM_NL__2PRFIN20041222_070054_000000652033_00120_14703_7432.N1	22-DEC-2004 07:00:54	Twilight	65.000	15	67Alp Vir	0.97600	28000.	130	14703	No
16	GOM_NL__2PRFIN20041222_070425_000000522033_00120_14703_7433.N1	22-DEC-2004 07:04:25	Dark	52.000	169	46Gam Hya	2.9910	4700.0	104	14703	No
17	GOM_NL__2PRFIN20041222_070610_000000402033_00120_14703_7434.N1	22-DEC-2004 07:06:10	Dark	40.000	81	Eta Cen	2.3560	28000.	80	14703	No
18	GOM_NL__2PRFIN20041222_070722_000000402033_00120_14703_7435.N1	22-DEC-2004 07:07:22	Dark	39.500	78	Alp Lup	2.3040	28000.	79	14703	No
19	GOM_NL__2PRFIN20041222_071410_000000442033_00121_14704_7423.N1	22-DEC-2004 07:14:10	Dark	44.000	12	Alp1Cru	0.77500	30000.	88	14704	No
20	GOM_NL__2PRFIN20041222_071909_000000412033_00121_14704_7424.N1	22-DEC-2004 07:19:09	Dark	40.500	159	Ups Car	2.9200	7200.0	81	14704	No
21	GOM_NL__2PRFIN20041222_072040_000000442033_00121_14704_7425.N1	22-DEC-2004 07:20:40	Dark	44.000	71	Iot Car	2.2460	7700.0	88	14704	No
22	GOM_NL__2PRFIN20041222_072228_000000512033_00121_14704_7426.N1	22-DEC-2004 07:22:28	Dark	51.000	41	Eps Car	1.8600	4100.0	102	14704	No
23	GOM_NL__2PRFIN20041222_072526_000000462033_00121_14704_7427.N1	22-DEC-2004 07:25:26	Dark	45.500	34	Gam2Vel	1.7930	23000.	91	14704	No
24	GOM_NL__2PRFIN20041222_072704_000000542033_00121_14704_7428.N1	22-DEC-2004 07:27:04	Dark	54.000	2	Alp Car	-0.73600	7000.0	108	14704	No
25	GOM_NL__2PRFIN20041222_073003_000000502033_00121_14704_7429.N1	22-DEC-2004 07:30:03	Dark	49.500	117	Pi Pup	2.7060	3800.0	99	14704	No
26	GOM_NL__2PRFIN20041222_073306_000000552033_00121_14704_7430.N1	22-DEC-2004 07:33:06	Straylight	54.500	23	21Eps CMa	1.5020	26000.	109	14704	No
27	GOM_NL__2PRFIN20041222_073446_000000492033_00121_14704_7431.N1	22-DEC-2004 07:34:46	Straylight	49.000	179	24Omi2CMa	3.0320	24000.	98	14704	No
28	GOM_NL__2PRFIN20041222_073732_000000622033_00121_14704_7432.N1	22-DEC-2004 07:37:32	Straylight	61.500	1	9Alp CMa	-1.4400	11000.	123	14704	No
29	GOM_NL__2PRFIN20041222_074042_000000502033_00121_14704_7433.N1	22-DEC-2004 07:40:42	Straylight	49.500	7	19Bet Ori	0.10000	14000.	99	14704	No
30	GOM_NL__2PRFIN20041222_074246_000000472033_00121_14704_7434.N1	22-DEC-2004 07:42:46	Straylight	47.000	30	46Eps Ori	1.6940	30000.	94	14704	No
31	GOM_NL__2PRFIN20041222_074536_000000572033_00121_14704_7435.N1	22-DEC-2004 07:45:36	Twilight	57.000	14	58Alp Ori	0.87000	3000.0	114	14704	No
32	GOM_NL__2PRFIN20041222_074755_000000522033_00121_14704_7436.N1	22-DEC-2004 07:47:55	Twilight	52.000	13	87Alp Tau	0.86700	3800.0	104	14704	No
33	GOM_NL__2PRFIN20041222_074941_000000452033_00121_14704_7437.N1	22-DEC-2004 07:49:41	Bright	45.000	176	23Zet Tau	3.0200	22000.	90	14704	No
34	GOM_NL__2PRFIN20041222_075145_000000422033_00121_14704_7438.N1	22-DEC-2004 07:51:45	Bright	41.500	28	12Bet Tau	1.6500	15200.	83	14704	No
35	GOM_NL__2PRFIN20041222_075438_000000362033_00121_14704_7439.N1	22-DEC-2004 07:54:38	Bright	36.000	149	45Eps Per	2.8880	30000.	72	14704	No
36	GOM_NL__2PRFIN20041222_075848_000000392033_00121_14704_7440.N1	22-DEC-2004 07:58:48	Bright	38.500	160	23Gam Per	2.9300	4700.0	77	14704	No
37	GOM_NL__2PRFIN20041222_080219_000000392033_00121_14704_7441.N1	22-DEC-2004 08:02:19	Bright	38.500	110	37Del Cas	2.6780	8900.0	77	14704	No
38	GOM_NL__2PRFIN20041222_080828_000000372033_00121_14704_7442.N1	22-DEC-2004 08:08:28	Bright	36.500	49	1Alp UMi	1.9900	6300.0	73	14704	No
39	GOM_NL__2PRFIN20041222_081307_000000402033_00121_14704_7443.N1	22-DEC-2004 08:13:07	Bright	40.000	60	7Bet UMi	2.0810	3950.0	80	14704	No
40	GOM_NL__2PRFIN20041222_081637_000000382033_00121_14704_7444.N1	22-DEC-2004 08:16:37	Bright	38.000	119	14Eta Dra	2.7270	4700.0	76	14704	No
41	GOM_NL__2PRFIN20041222_081812_000000442033_00121_14704_7445.N1	22-DEC-2004 08:18:12	Bright	43.500	55	79Zet UMa	2.0600	10200.	87	14704	No
42	GOM_NL__2PRFIN20041222_082015_000000442033_00121_14704_7446.N1	22-DEC-2004 08:20:15	Bright	44.000	39	85Eta UMa	1.8540	24000.	88	14704	No

43	GOM_NL__2PRFIN20041222_082351_000000402033_00121_14704_7447.N1	22-DEC-2004 08:23:51	Bright	40.000	180	27Gam Boo	3.0400	8000.0	80	14704	No
44	GOM_NL__2PRFIN20041222_082714_000000402033_00121_14704_7448.N1	22-DEC-2004 08:27:14	Bright	39.500	83		2.3780	11000.	79	14704	No
45	GOM_NL__2PRFIN20041222_083049_000000462033_00121_14704_7449.N1	22-DEC-2004 08:30:49	Bright	45.500	111	8Eta Boo	2.6800	6000.0	91	14704	No
46	GOM_NL__2PRFIN20041222_083530_000000692033_00121_14704_7450.N1	22-DEC-2004 08:35:30	Bright	69.000	138	47Eps Vir	2.8280	4700.0	138	14704	No
47	GOM_NL__2PRFIN20041222_083932_000000392033_00121_14704_7451.N1	22-DEC-2004 08:39:32	Bright	39.000	122	9Alp2Lib	2.7470	9700.0	78	14704	No
48	GOM_NL__2PRFIN20041222_084131_000000582033_00121_14704_7452.N1	22-DEC-2004 08:41:31	Tw_i_and_stray	58.000	15	67Alp Vir	0.97600	28000.	116	14704	No
49	GOM_NL__2PRFIN20041222_084502_000000502033_00121_14704_7453.N1	22-DEC-2004 08:45:02	Dark	49.500	169	46Gam Hya	2.9910	4700.0	99	14704	No
50	GOM_NL__2PRFIN20041222_084646_000000432033_00121_14704_7454.N1	22-DEC-2004 08:46:46	Dark	42.500	81	Eta Cen	2.3560	28000.	85	14704	No
51	GOM_NL__2PRFIN20041222_084758_000000412033_00121_14704_7455.N1	22-DEC-2004 08:47:58	Dark	40.500	78	Alp Lup	2.3040	28000.	81	14704	No
52	GOM_NL__2PRFIN20041222_085446_000000502033_00122_14705_7423.N1	22-DEC-2004 08:54:46	Dark	49.500	12	Alp1Cru	0.77500	30000.	99	14705	No
53	GOM_NL__2PRFIN20041222_085946_000000402033_00122_14705_7424.N1	22-DEC-2004 08:59:46	Dark	40.000	159	Ups Car	2.9200	7200.0	80	14705	No
54	GOM_NL__2PRFIN20041222_090117_000000422033_00122_14705_7425.N1	22-DEC-2004 09:01:17	Dark	42.000	71	Iot Car	2.2460	7700.0	84	14705	No
55	GOM_NL__2PRFIN20041222_090309_000000462033_00122_14705_7426.N1	22-DEC-2004 09:03:09	Dark	46.000	46	Del Vel	1.9540	10600.	92	14705	No
56	GOM_NL__2PRFIN20041222_090602_000000472033_00122_14705_7427.N1	22-DEC-2004 09:06:02	Dark	47.000	34	Gam2Vel	1.7930	23000.	94	14705	No
57	GOM_NL__2PRFIN20041222_090741_000000492033_00122_14705_7428.N1	22-DEC-2004 09:07:41	Dark	49.000	2	Alp Car	-0.73600	7000.0	98	14705	No
58	GOM_NL__2PRFIN20041222_091039_000000502033_00122_14705_7429.N1	22-DEC-2004 09:10:39	Dark	49.500	117	Pi Pup	2.7060	3800.0	99	14705	No
59	GOM_NL__2PRFIN20041222_091342_000000522033_00122_14705_7430.N1	22-DEC-2004 09:13:42	Straylight	52.000	23	21Eps CMa	1.5020	26000.	104	14705	No
60	GOM_NL__2PRFIN20041222_091522_000000522033_00122_14705_7431.N1	22-DEC-2004 09:15:22	Straylight	52.000	179	24Omi2CMa	3.0320	24000.	104	14705	No
61	GOM_NL__2PRFIN20041222_091808_000000572033_00122_14705_7432.N1	22-DEC-2004 09:18:08	Straylight	56.500	1	9Alp CMa	-1.4400	11000.	113	14705	No
62	GOM_NL__2PRFIN20041222_092118_000000492033_00122_14705_7433.N1	22-DEC-2004 09:21:18	Straylight	48.500	7	19Bet Ori	0.10000	14000.	97	14705	No
63	GOM_NL__2PRFIN20041222_092322_000000472033_00122_14705_7434.N1	22-DEC-2004 09:23:22	Straylight	46.500	30	46Eps Ori	1.6940	30000.	93	14705	No
64	GOM_NL__2PRFIN20041222_092612_000000582033_00122_14705_7435.N1	22-DEC-2004 09:26:12	Tw_i_and_stray	57.500	14	58Alp Ori	0.87000	3000.0	115	14705	No
65	GOM_NL__2PRFIN20041222_092831_000000472033_00122_14705_7436.N1	22-DEC-2004 09:28:31	Tw_i_and_stray	47.000	13	87Alp Tau	0.86700	3800.0	94	14705	No
66	GOM_NL__2PRFIN20041222_093016_000000412033_00122_14705_7437.N1	22-DEC-2004 09:30:16	Bright	40.500	176	23Zet Tau	3.0200	22000.	81	14705	No
67	GOM_NL__2PRFIN20041222_093221_000000422033_00122_14705_7438.N1	22-DEC-2004 09:32:21	Bright	42.000	28	12Bet Tau	1.6500	15200.	84	14705	No
68	GOM_NL__2PRFIN20041222_093514_000000372033_00122_14705_7439.N1	22-DEC-2004 09:35:14	Bright	36.500	149	45Eps Per	2.8880	30000.	73	14705	No
69	GOM_NL__2PRFIN20041222_093716_000000452033_00122_14705_7440.N1	22-DEC-2004 09:37:16	Bright	45.000	6	13Alp Aur	0.080000	3400.0	90	14705	No
70	GOM_NL__2PRFIN20041222_093923_000000392033_00122_14705_7441.N1	22-DEC-2004 09:39:23	Bright	39.000	160	23Gam Per	2.9300	4700.0	78	14705	No
71	GOM_NL__2PRFIN20041222_094255_000000382033_00122_14705_7442.N1	22-DEC-2004 09:42:55	Bright	38.000	110	37Del Cas	2.6780	8900.0	76	14705	No
72	GOM_NL__2PRFIN20041222_094904_000000402033_00122_14705_7443.N1	22-DEC-2004 09:49:04	Bright	39.500	49	1Alp UMi	1.9900	6300.0	79	14705	No
73	GOM_NL__2PRFIN20041222_095343_000000392033_00122_14705_7444.N1	22-DEC-2004 09:53:43	Bright	39.000	60	7Bet UMi	2.0810	3950.0	78	14705	No
74	GOM_NL__2PRFIN20041222_095711_000000412033_00122_14705_7445.N1	22-DEC-2004 09:57:11	Bright	40.500	119	14Eta Dra	2.7270	4700.0	81	14705	No
75	GOM_NL__2PRFIN20041222_095848_000000412033_00122_14705_7446.N1	22-DEC-2004 09:58:48	Bright	40.500	55	79Zet UMa	2.0600	10200.	81	14705	No
76	GOM_NL__2PRFIN20041222_100050_000000542033_00122_14705_7447.N1	22-DEC-2004 10:00:50	Bright	53.500	39	85Eta UMa	1.8540	24000.	107	14705	No
77	GOM_NL__2PRFIN20041222_100428_000000392033_00122_14705_7448.N1	22-DEC-2004 10:04:28	Bright	38.500	180	27Gam Boo	3.0400	8000.0	77	14705	No
78	GOM_NL__2PRFIN20041222_100750_000000422033_00122_14705_7449.N1	22-DEC-2004 10:07:50	Bright	42.000	83		2.3780	11000.	84	14705	No
79	GOM_NL__2PRFIN20041222_101126_000000472033_00122_14705_7450.N1	22-DEC-2004 10:11:26	Bright	46.500	111	8Eta Boo	2.6800	6000.0	93	14705	No
80	GOM_NL__2PRFIN20041222_101607_000000712033_00122_14705_7451.N1	22-DEC-2004 10:16:07	Bright	70.500	138	47Eps Vir	2.8280	4700.0	141	14705	No
81	GOM_NL__2PRFIN20041222_102009_000000392033_00122_14705_7452.N1	22-DEC-2004 10:20:09	Bright	38.500	122	9Alp2Lib	2.7470	9700.0	77	14705	No
82	GOM_NL__2PRFIN20041222_102208_000000602033_00122_14705_7453.N1	22-DEC-2004 10:22:08	Tw_i_and_stray	59.500	15	67Alp Vir	0.97600	28000.	119	14705	No
83	GOM_NL__2PRFIN20041222_102645_000000512033_00122_14705_7454.N1	22-DEC-2004 10:26:45	Dark	51.000	54	5The Cen	2.0550	4500.0	102	14705	No
84	GOM_NL__2PRFIN20041222_102834_000000392033_00122_14705_7455.N1	22-DEC-2004 10:28:34	Dark	38.500	78	Alp Lup	2.3040	28000.	77	14705	No
85	GOM_NL__2PRFIN20041222_103201_000000442033_00122_14705_7456.N1	22-DEC-2004 10:32:01	Dark	43.500	4	Alp1Cen	-0.010000	5800.0	87	14705	No
86	GOM_NL__2PRFIN20041222_103522_000000442033_00123_14706_7423.N1	22-DEC-2004 10:35:22	Dark	43.500	12	Alp1Cru	0.77500	30000.	87	14706	No
87	GOM_NL__2PRFIN20041222_104022_000000402033_00123_14706_7424.N1	22-DEC-2004 10:40:22	Dark	40.000	159	Ups Car	2.9200	7200.0	80	14706	No
88	GOM_NL__2PRFIN20041222_104153_000000432033_00123_14706_7425.N1	22-DEC-2004 10:41:53	Dark	42.500	71	Iot Car	2.2460	7700.0	85	14706	No
89	GOM_NL__2PRFIN20041222_104346_000000442033_00123_14706_7426.N1	22-DEC-2004 10:43:46	Dark	44.000	46	Del Vel	1.9540	10600.	88	14706	No
90	GOM_NL__2PRFIN20041222_104639_000000472033_00123_14706_7427.N1	22-DEC-2004 10:46:39	Dark	47.000	34	Gam2Vel	1.7930	23000.	94	14706	No
91	GOM_NL__2PRFIN20041222_104817_000000472033_00123_14706_7428.N1	22-DEC-2004 10:48:17	Dark	47.000	2	Alp Car	-0.73600	7000.0	94	14706	No
92	GOM_NL__2PRFIN20041222_105115_000000502033_00123_14706_7429.N1	22-DEC-2004 10:51:15	Dark	50.000	117	Pi Pup	2.7060	3800.0	100	14706	No
93	GOM_NL__2PRFIN20041222_105417_000000532033_00123_14706_7430.N1	22-DEC-2004 10:54:17	Straylight	53.000	23	21Eps CMa	1.5020	26000.	106	14706	No
94	GOM_NL__2PRFIN20041222_105556_000000552033_00123_14706_7431.N1	22-DEC-2004 10:55:56	Straylight	54.500	179	24Omi2CMa	3.0320	24000.	109	14706	No
95	GOM_NL__2PRFIN20041222_105844_000000612033_00123_14706_7432.N1	22-DEC-2004 10:58:44	Straylight	60.500	1	9Alp CMa	-1.4400	11000.	121	14706	No
96	GOM_NL__2PRFIN20041222_110153_000000542033_00123_14706_7433.N1	22-DEC-2004 11:01:53	Straylight	54.000	7	19Bet Ori	0.10000	14000.	108	14706	No
97	GOM_NL__2PRFIN20041222_110358_000000492033_00123_14706_7434.N1	22-DEC-2004 11:03:58	Straylight	48.500	30	46Eps Ori	1.6940	30000.	97	14706	No
98	GOM_NL__2PRFIN20041222_110647_000000572033_00123_14706_7435.N1	22-DEC-2004 11:06:47	Tw_i_and_stray	57.000	14	58Alp Ori	0.87000	3000.0	114	14706	No
99	GOM_NL__2PRFIN20041222_110907_000000522033_00123_14706_7436.N1	22-DEC-2004 11:09:07	Tw_i_and_stray	52.000	13	87Alp Tau	0.86700	3800.0	104	14706	No
100	GOM_NL__2PRFIN20041222_111052_000000432033_00123_14706_7437.N1	22-DEC-2004 11:10:52	Bright	42.500	176	23Zet Tau	3.0200	22000.	85	14706	No
101	GOM_NL__2PRFIN20041222_111255_000000432033_00123_14706_7438.N1	22-DEC-2004 11:12:55	Bright	42.500	28	12Bet Tau	1.6500	15200.	85	14706	No

102	GOM_NL__2PRFIN20041222_111550_000000362033_00123_14706_7439.N1	22-DEC-2004 11:15:50	Bright	36.000	149	45Eps Per	2.8880	30000.	72	14706	No
103	GOM_NL__2PRFIN20041222_111751_000000442033_00123_14706_7440.N1	22-DEC-2004 11:17:51	Bright	43.500	6	13Alp Aur	0.080000	3400.0	87	14706	No
104	GOM_NL__2PRFIN20041222_112000_000000392033_00123_14706_7441.N1	22-DEC-2004 11:20:00	Bright	38.500	160	23Gam Per	2.9300	4700.0	77	14706	No
105	GOM_NL__2PRFIN20041222_112331_000000382033_00123_14706_7442.N1	22-DEC-2004 11:23:31	Bright	37.500	110	37Del Cas	2.6780	8900.0	75	14706	No
106	GOM_NL__2PRFIN20041222_112938_000000412033_00123_14706_7443.N1	22-DEC-2004 11:29:38	Bright	40.500	49	1Alp UMi	1.9900	6300.0	81	14706	No
107	GOM_NL__2PRFIN20041222_113419_000000422033_00123_14706_7444.N1	22-DEC-2004 11:34:19	Bright	41.500	60	7Bet UMi	2.0810	3950.0	83	14706	No
108	GOM_NL__2PRFIN20041222_113747_000000412033_00123_14706_7445.N1	22-DEC-2004 11:37:47	Bright	40.500	119	14Eta Dra	2.7270	4700.0	81	14706	No
109	GOM_NL__2PRFIN20041222_113924_000000442033_00123_14706_7446.N1	22-DEC-2004 11:39:24	Bright	44.000	55	79Zet UMa	2.0600	10200.	88	14706	No
110	GOM_NL__2PRFIN20041222_114127_000000432033_00123_14706_7447.N1	22-DEC-2004 11:41:27	Bright	42.500	39	85Eta UMa	1.8540	24000.	85	14706	No
111	GOM_NL__2PRFIN20041222_114504_000000562033_00123_14706_7448.N1	22-DEC-2004 11:45:04	Bright	56.000	180	27Gam Boo	3.0400	8000.0	112	14706	No
112	GOM_NL__2PRFIN20041222_114826_000000402033_00123_14706_7449.N1	22-DEC-2004 11:48:26	Bright	40.000	83		2.3780	11000.	80	14706	No
113	GOM_NL__2PRFIN20041222_115202_000000462033_00123_14706_7450.N1	22-DEC-2004 11:52:02	Bright	46.000	111	8Eta Boo	2.6800	6000.0	92	14706	No
114	GOM_NL__2PRFIN20041222_115643_000000692033_00123_14706_7451.N1	22-DEC-2004 11:56:43	Bright	69.000	138	47Eps Vir	2.8280	4700.0	138	14706	No
115	GOM_NL__2PRFIN20041222_120043_000000522033_00123_14706_7452.N1	22-DEC-2004 12:00:43	Bright	51.500	122	9Alp2Lib	2.7470	9700.0	103	14706	No
116	GOM_NL__2PRFIN20041222_120245_000000562033_00123_14706_7453.N1	22-DEC-2004 12:02:45	Tw_i_and_stray	55.500	15	67Alp Vir	0.97600	28000.	111	14706	No
117	GOM_NL__2PRFIN20041222_120721_000000482033_00123_14706_7454.N1	22-DEC-2004 12:07:21	Dark	48.000	54	5The Cen	2.0550	4500.0	96	14706	No
118	GOM_NL__2PRFIN20041222_120911_000000412033_00123_14706_7455.N1	22-DEC-2004 12:09:11	Dark	40.500	78	Alp Lup	2.3040	28000.	81	14706	No
119	GOM_NL__2PRFIN20041222_121236_000000442033_00123_14706_7456.N1	22-DEC-2004 12:12:36	Dark	44.000	4	Alp1Cen	-0.010000	5800.0	88	14706	No
120	GOM_NL__2PRFIN20041222_121559_000000432033_00124_14707_7423.N1	22-DEC-2004 12:15:59	Dark	43.000	12	Alp1Cru	0.77500	30000.	86	14707	No
121	GOM_NL__2PRFIN20041222_122058_000000412033_00124_14707_7424.N1	22-DEC-2004 12:20:58	Dark	40.500	159	Ups Car	2.9200	7200.0	81	14707	No
122	GOM_NL__2PRFIN20041222_122229_000000432033_00124_14707_7425.N1	22-DEC-2004 12:22:29	Dark	42.500	71	Iot Car	2.2460	7700.0	85	14707	No
123	GOM_NL__2PRFIN20041222_122422_000000452033_00124_14707_7426.N1	22-DEC-2004 12:24:22	Dark	45.000	46	Del Vel	1.9540	10600.	90	14707	No
124	GOM_NL__2PRFIN20041222_122714_000000492033_00124_14707_7427.N1	22-DEC-2004 12:27:14	Dark	49.000	34	Gam2Vel	1.7930	23000.	98	14707	No
125	GOM_NL__2PRFIN20041222_122853_000000512033_00124_14707_7428.N1	22-DEC-2004 12:28:53	Dark	50.500	2	Alp Car	-0.73600	7000.0	101	14707	No
126	GOM_NL__2PRFIN20041222_123151_000000602033_00124_14707_7429.N1	22-DEC-2004 12:31:51	Dark	59.500	117	Pi Pup	2.7060	3800.0	119	14707	No
127	GOM_NL__2PRFIN20041222_123454_000000522033_00124_14707_7430.N1	22-DEC-2004 12:34:54	Straylight	51.500	23	21Eps CMa	1.5020	26000.	103	14707	No
128	GOM_NL__2PRFIN20041222_123635_000000522033_00124_14707_7431.N1	22-DEC-2004 12:36:35	Straylight	51.500	179	24Omi2CMa	3.0320	24000.	103	14707	No
129	GOM_NL__2PRFIN20041222_123920_000000642033_00124_14707_7432.N1	22-DEC-2004 12:39:20	Straylight	63.500	1	9Alp CMa	-1.4400	11000.	127	14707	No
130	GOM_NL__2PRFIN20041222_124227_000000542033_00124_14707_7433.N1	22-DEC-2004 12:42:27	Straylight	54.000	7	19Bet Ori	0.10000	14000.	108	14707	No
131	GOM_NL__2PRFIN20041222_124433_000000482033_00124_14707_7434.N1	22-DEC-2004 12:44:33	Straylight	48.000	30	46Eps Ori	1.6940	30000.	96	14707	No
132	GOM_NL__2PRFIN20041222_124721_000000592033_00124_14707_7435.N1	22-DEC-2004 12:47:21	Tw_i_and_stray	58.500	14	58Alp Ori	0.87000	3000.0	117	14707	No
133	GOM_NL__2PRFIN20041222_124940_000000522033_00124_14707_7436.N1	22-DEC-2004 12:49:40	Tw_i_and_stray	52.000	13	87Alp Tau	0.86700	3800.0	104	14707	No
134	GOM_NL__2PRFIN20041222_125125_000000462033_00124_14707_7437.N1	22-DEC-2004 12:51:25	Bright	45.500	176	23Zet Tau	3.0200	22000.	91	14707	No
135	GOM_NL__2PRFIN20041222_125331_000000432033_00124_14707_7438.N1	22-DEC-2004 12:53:31	Bright	43.000	28	12Bet Tau	1.6500	15200.	86	14707	No
136	GOM_NL__2PRFIN20041222_125625_000000382033_00124_14707_7439.N1	22-DEC-2004 12:56:25	Bright	37.500	149	45Eps Per	2.8880	30000.	75	14707	No
137	GOM_NL__2PRFIN20041222_125826_000000442033_00124_14707_7440.N1	22-DEC-2004 12:58:26	Bright	43.500	6	13Alp Aur	0.080000	3400.0	87	14707	No
138	GOM_NL__2PRFIN20041222_130035_000000392033_00124_14707_7441.N1	22-DEC-2004 13:00:35	Bright	38.500	160	23Gam Per	2.9300	4700.0	77	14707	No
139	GOM_NL__2PRFIN20041222_130407_000000382033_00124_14707_7442.N1	22-DEC-2004 13:04:07	Bright	37.500	110	37Del Cas	2.6780	8900.0	75	14707	No
140	GOM_NL__2PRFIN20041222_131015_000000392033_00124_14707_7443.N1	22-DEC-2004 13:10:15	Bright	38.500	49	1Alp UMi	1.9900	6300.0	77	14707	No
141	GOM_NL__2PRFIN20041222_131455_000000362033_00124_14707_7444.N1	22-DEC-2004 13:14:55	Bright	36.000	60	7Bet UMi	2.0810	3950.0	72	14707	No
142	GOM_NL__2PRFIN20041222_131825_000000392033_00124_14707_7445.N1	22-DEC-2004 13:18:25	Bright	38.500	119	14Eta Dra	2.7270	4700.0	77	14707	No
143	GOM_NL__2PRFIN20041222_131959_000000422033_00124_14707_7446.N1	22-DEC-2004 13:19:59	Bright	42.000	55	79Zet UMa	2.0600	10200.	84	14707	No
144	GOM_NL__2PRFIN20041222_132203_000000432033_00124_14707_7447.N1	22-DEC-2004 13:22:03	Bright	42.500	39	85Eta UMa	1.8540	24000.	85	14707	No
145	GOM_NL__2PRFIN20041222_132540_000000402033_00124_14707_7448.N1	22-DEC-2004 13:25:40	Bright	39.500	180	27Gam Boo	3.0400	8000.0	79	14707	No
146	GOM_NL__2PRFIN20041222_132902_000000392033_00124_14707_7449.N1	22-DEC-2004 13:29:02	Bright	38.500	83		2.3780	11000.	77	14707	No
147	GOM_NL__2PRFIN20041222_133238_000000512033_00124_14707_7450.N1	22-DEC-2004 13:32:38	Bright	51.000	111	8Eta Boo	2.6800	6000.0	102	14707	No
148	GOM_NL__2PRFIN20041222_133721_000000672033_00124_14707_7451.N1	22-DEC-2004 13:37:21	Bright	67.000	138	47Eps Vir	2.8280	4700.0	134	14707	No
149	GOM_NL__2PRFIN20041222_134121_000000542033_00124_14707_7452.N1	22-DEC-2004 13:41:21	Bright	54.000	122	9Alp2Lib	2.7470	9700.0	108	14707	No
150	GOM_NL__2PRFIN20041222_134322_000000662033_00124_14707_7453.N1	22-DEC-2004 13:43:22	Tw_i_and_stray	65.500	15	67Alp Vir	0.97600	28000.	131	14707	No
151	GOM_NL__2PRFIN20041222_134757_000000532033_00124_14707_7454.N1	22-DEC-2004 13:47:57	Dark	53.000	54	5The Cen	2.0550	4500.0	106	14707	No
152	GOM_NL__2PRFIN20041222_134947_000000402033_00124_14707_7455.N1	22-DEC-2004 13:49:47	Dark	40.000	78	Alp Lup	2.3040	28000.	80	14707	No
153	GOM_NL__2PRFIN20041222_135311_000000482033_00124_14707_7456.N1	22-DEC-2004 13:53:11	Dark	47.500	4	Alp1Cen	-0.010000	5800.0	95	14707	No
154	GOM_NL__2PRFIN20041222_135635_000000432033_00125_14708_7423.N1	22-DEC-2004 13:56:35	Dark	42.500	12	Alp1Cru	0.77500	30000.	85	14708	No
155	GOM_NL__2PRFIN20041222_140135_000000402033_00125_14708_7424.N1	22-DEC-2004 14:01:35	Dark	39.500	159	Ups Car	2.9200	7200.0	79	14708	No
156	GOM_NL__2PRFIN20041222_140305_000000442033_00125_14708_7425.N1	22-DEC-2004 14:03:05	Dark	44.000	71	Iot Car	2.2460	7700.0	88	14708	No
157	GOM_NL__2PRFIN20041222_140458_000000442033_00125_14708_7426.N1	22-DEC-2004 14:04:58	Dark	44.000	46	Del Vel	1.9540	10600.	88	14708	No
158	GOM_NL__2PRFIN20041222_140751_000000462033_00125_14708_7427.N1	22-DEC-2004 14:07:51	Dark	46.000	34	Gam2Vel	1.7930	23000.	92	14708	No
159	GOM_NL__2PRFIN20041222_140929_000000512033_00125_14708_7428.N1	22-DEC-2004 14:09:29	Dark	50.500	2	Alp Car	-0.73600	7000.0	101	14708	No
160	GOM_NL__2PRFIN20041222_141227_000000542033_00125_14708_7429.N1	22-DEC-2004 14:12:27	Dark	54.000	117	Pi Pup	2.7060	3800.0	108	14708	No

161	GOM_NL__2PRFIN20041222_141531_000000512033_00125_14708_7430.N1	22-DEC-2004 14:15:31	Straylight	50.500	23	21Eps CMa	1.5020	26000.	101	14708	No
162	GOM_NL__2PRFIN20041222_141711_000000512033_00125_14708_7431.N1	22-DEC-2004 14:17:11	Straylight	50.500	179	24Omi2CMa	3.0320	24000.	101	14708	No
163	GOM_NL__2PRFIN20041222_141956_000000632033_00125_14708_7432.N1	22-DEC-2004 14:19:56	Straylight	63.000	1	9Alp CMa	-1.4400	11000.	126	14708	No
164	GOM_NL__2PRFIN20041222_142303_000000532033_00125_14708_7433.N1	22-DEC-2004 14:23:03	Straylight	53.000	7	19Bet Ori	0.10000	14000.	106	14708	No
165	GOM_NL__2PRFIN20041222_142506_000000512033_00125_14708_7434.N1	22-DEC-2004 14:25:06	Straylight	51.000	30	46Eps Ori	1.6940	30000.	102	14708	No
166	GOM_NL__2PRFIN20041222_142756_000000592033_00125_14708_7435.N1	22-DEC-2004 14:27:56	Tw_i_and_stray	59.000	14	58Alp Ori	0.87000	3000.0	118	14708	No
167	GOM_NL__2PRFIN20041222_143018_000000522033_00125_14708_7436.N1	22-DEC-2004 14:30:18	Tw_i_and_stray	52.000	13	87Alp Tau	0.86700	3800.0	104	14708	No
168	GOM_NL__2PRFIN20041222_143202_000000452033_00125_14708_7437.N1	22-DEC-2004 14:32:02	Bright	44.500	176	23Zet Tau	3.0200	22000.	89	14708	No
169	GOM_NL__2PRFIN20041222_143407_000000452033_00125_14708_7438.N1	22-DEC-2004 14:34:07	Bright	45.000	28	12Bet Tau	1.6500	15200.	90	14708	No
170	GOM_NL__2PRFIN20041222_143659_000000392033_00125_14708_7439.N1	22-DEC-2004 14:36:59	Bright	38.500	149	45Eps Per	2.8880	30000.	77	14708	No
171	GOM_NL__2PRFIN20041222_143902_000000452033_00125_14708_7440.N1	22-DEC-2004 14:39:02	Bright	45.000	6	13Alp Aur	0.080000	3400.0	90	14708	No
172	GOM_NL__2PRFIN20041222_144111_000000382033_00125_14708_7441.N1	22-DEC-2004 14:41:11	Bright	37.500	160	23Gam Per	2.9300	4700.0	75	14708	No
173	GOM_NL__2PRFIN20041222_144444_000000392033_00125_14708_7442.N1	22-DEC-2004 14:44:44	Bright	39.000	110	37Del Cas	2.6780	8900.0	78	14708	No
174	GOM_NL__2PRFIN20041222_145051_000000372033_00125_14708_7443.N1	22-DEC-2004 14:50:51	Bright	37.000	49	1Alp UMi	1.9900	6300.0	74	14708	No
175	GOM_NL__2PRFIN20041222_145531_000000372033_00125_14708_7444.N1	22-DEC-2004 14:55:31	Bright	37.000	60	7Bet UMi	2.0810	3950.0	74	14708	No
176	GOM_NL__2PRFIN20041222_145901_000000392033_00125_14708_7445.N1	22-DEC-2004 14:59:01	Bright	38.500	119	14Eta Dra	2.7270	4700.0	77	14708	No
177	GOM_NL__2PRFIN20041222_150035_000000442033_00125_14708_7446.N1	22-DEC-2004 15:00:35	Bright	44.000	55	79Zet UMa	2.0600	10200.	88	14708	No
178	GOM_NL__2PRFIN20041222_150239_000000432033_00125_14708_7447.N1	22-DEC-2004 15:02:39	Bright	43.000	39	85Eta UMa	1.8540	24000.	86	14708	No
179	GOM_NL__2PRFIN20041222_150616_000000382033_00125_14708_7448.N1	22-DEC-2004 15:06:16	Bright	38.000	180	27Gam Boo	3.0400	8000.0	76	14708	No
180	GOM_NL__2PRFIN20041222_150938_000000402033_00125_14708_7449.N1	22-DEC-2004 15:09:38	Bright	39.500	83		2.3780	11000.	79	14708	No
181	GOM_NL__2PRFIN20041222_151315_000000462033_00125_14708_7450.N1	22-DEC-2004 15:13:15	Bright	46.000	111	8Eta Boo	2.6800	6000.0	92	14708	No
182	GOM_NL__2PRFIN20041222_151757_000000692033_00125_14708_7451.N1	22-DEC-2004 15:17:57	Bright	68.500	138	47Eps Vir	2.8280	4700.0	137	14708	No
183	GOM_NL__2PRFIN20041222_152157_000000432033_00125_14708_7452.N1	22-DEC-2004 15:21:57	Bright	42.500	122	9Alp2Lib	2.7470	9700.0	85	14708	No
184	GOM_NL__2PRFIN20041222_152359_000000592033_00125_14708_7453.N1	22-DEC-2004 15:23:59	Tw_i_and_stray	58.500	15	67Alp Vir	0.97600	28000.	117	14708	No
185	GOM_NL__2PRFIN20041222_152834_000000482033_00125_14708_7454.N1	22-DEC-2004 15:28:34	Dark	48.000	54	5The Cen	2.0550	4500.0	96	14708	No
186	GOM_NL__2PRFIN20041222_153023_000000392033_00125_14708_7455.N1	22-DEC-2004 15:30:23	Dark	38.500	78	Alp Lup	2.3040	28000.	77	14708	No
187	GOM_NL__2PRFIN20041222_153347_000000522033_00125_14708_7456.N1	22-DEC-2004 15:33:47	Dark	52.000	4	Alp1Cen	-0.010000	5800.0	104	14708	No
188	GOM_NL__2PRFIN20041222_153711_000000442033_00126_14709_7423.N1	22-DEC-2004 15:37:11	Dark	43.500	12	Alp1Cru	0.77500	30000.	87	14709	No
189	GOM_NL__2PRFIN20041222_154211_000000402033_00126_14709_7424.N1	22-DEC-2004 15:42:11	Dark	40.000	159	Ups Car	2.9200	7200.0	80	14709	No
190	GOM_NL__2PRFIN20041222_154342_000000432033_00126_14709_7425.N1	22-DEC-2004 15:43:42	Dark	43.000	71	lot Car	2.2460	7700.0	86	14709	No
191	GOM_NL__2PRFIN20041222_154535_000000442033_00126_14709_7426.N1	22-DEC-2004 15:45:35	Dark	43.500	46	Del Vel	1.9540	10600.	87	14709	No
192	GOM_NL__2PRFIN20041222_154828_000000472033_00126_14709_7427.N1	22-DEC-2004 15:48:28	Dark	47.000	34	Gam2Vel	1.7930	23000.	94	14709	No
193	GOM_NL__2PRFIN20041222_155005_000000502033_00126_14709_7428.N1	22-DEC-2004 15:50:05	Dark	50.000	2	Alp Car	-0.73600	7000.0	100	14709	No
194	GOM_NL__2PRFIN20041222_155607_000000542033_00126_14709_7429.N1	22-DEC-2004 15:56:07	Dark	54.000	23	21Eps CMa	1.5020	26000.	108	14709	Yes
195	GOM_NL__2PRFIN20041222_155747_000000532033_00126_14709_7430.N1	22-DEC-2004 15:57:47	Straylight	53.000	179	24Omi2CMa	3.0320	24000.	106	14709	No
196	GOM_NL__2PRFIN20041222_160032_000000632033_00126_14709_7431.N1	22-DEC-2004 16:00:32	Straylight	63.000	1	9Alp CMa	-1.4400	11000.	126	14709	No
197	GOM_NL__2PRFIN20041222_160339_000000542033_00126_14709_7432.N1	22-DEC-2004 16:03:39	Straylight	53.500	7	19Bet Ori	0.10000	14000.	107	14709	No
198	GOM_NL__2PRFIN20041222_160542_000000522033_00126_14709_7433.N1	22-DEC-2004 16:05:42	Straylight	52.000	30	46Eps Ori	1.6940	30000.	104	14709	No
199	GOM_NL__2PRFIN20041222_160834_000000612033_00126_14709_7434.N1	22-DEC-2004 16:08:34	Tw_i_and_stray	61.000	14	58Alp Ori	0.87000	3000.0	122	14709	No
200	GOM_NL__2PRFIN20041222_161052_000000522033_00126_14709_7435.N1	22-DEC-2004 16:10:52	Tw_i_and_stray	52.000	13	87Alp Tau	0.86700	3800.0	104	14709	No
201	GOM_NL__2PRFIN20041222_161238_000000432033_00126_14709_7436.N1	22-DEC-2004 16:12:38	Bright	43.000	176	23Zet Tau	3.0200	22000.	86	14709	No
202	GOM_NL__2PRFIN20041222_161443_000000432033_00126_14709_7437.N1	22-DEC-2004 16:14:43	Bright	43.000	28	12Bet Tau	1.6500	15200.	86	14709	No
203	GOM_NL__2PRFIN20041222_161736_000000392033_00126_14709_7438.N1	22-DEC-2004 16:17:36	Bright	38.500	149	45Eps Per	2.8880	30000.	77	14709	No
204	GOM_NL__2PRFIN20041222_161938_000000482033_00126_14709_7439.N1	22-DEC-2004 16:19:38	Bright	47.500	6	13Alp Aur	0.080000	3400.0	95	14709	No
205	GOM_NL__2PRFIN20041222_162148_000000372033_00126_14709_7440.N1	22-DEC-2004 16:21:48	Bright	36.500	160	23Gam Per	2.9300	4700.0	73	14709	No
206	GOM_NL__2PRFIN20041222_162518_000000412033_00126_14709_7441.N1	22-DEC-2004 16:25:18	Bright	40.500	110	37Del Cas	2.6780	8900.0	81	14709	No
207	GOM_NL__2PRFIN20041222_163125_000000412033_00126_14709_7442.N1	22-DEC-2004 16:31:25	Bright	40.500	49	1Alp UMi	1.9900	6300.0	81	14709	No
208	GOM_NL__2PRFIN20041222_163607_000000412033_00126_14709_7443.N1	22-DEC-2004 16:36:07	Bright	40.500	60	7Bet UMi	2.0810	3950.0	81	14709	No
209	GOM_NL__2PRFIN20041222_163937_000000392033_00126_14709_7444.N1	22-DEC-2004 16:39:37	Bright	38.500	119	14Eta Dra	2.7270	4700.0	77	14709	No
210	GOM_NL__2PRFIN20041222_164111_000000452033_00126_14709_7445.N1	22-DEC-2004 16:41:11	Bright	44.500	55	79Zet UMa	2.0600	10200.	89	14709	No
211	GOM_NL__2PRFIN20041222_164315_000000452033_00126_14709_7446.N1	22-DEC-2004 16:43:15	Bright	45.000	39	85Eta UMa	1.8540	24000.	90	14709	No
212	GOM_NL__2PRFIN20041222_164652_000000412033_00126_14709_7447.N1	22-DEC-2004 16:46:52	Bright	41.000	180	27Gam Boo	3.0400	8000.0	82	14709	No
213	GOM_NL__2PRFIN20041222_165014_000000422033_00126_14709_7448.N1	22-DEC-2004 16:50:14	Bright	41.500	83		2.3780	11000.	83	14709	No
214	GOM_NL__2PRFIN20041222_165351_000000482033_00126_14709_7449.N1	22-DEC-2004 16:53:51	Bright	47.500	111	8Eta Boo	2.6800	6000.0	95	14709	No
215	GOM_NL__2PRFIN20041222_165834_000000702033_00126_14709_7450.N1	22-DEC-2004 16:58:34	Bright	69.500	138	47Eps Vir	2.8280	4700.0	139	14709	No
216	GOM_NL__2PRFIN20041222_170233_000000412033_00126_14709_7451.N1	22-DEC-2004 17:02:33	Bright	41.000	122	9Alp2Lib	2.7470	9700.0	82	14709	No
217	GOM_NL__2PRFIN20041222_170436_000000582033_00126_14709_7452.N1	22-DEC-2004 17:04:36	Tw_i_and_stray	58.000	15	67Alp Vir	0.97600	28000.	116	14709	No
218	GOM_NL__2PRFIN20041222_170911_000000462033_00126_14709_7453.N1	22-DEC-2004 17:09:11	Dark	46.000	54	5The Cen	2.0550	4500.0	92	14709	No
219	GOM_NL__2PRFIN20041222_171059_000000402033_00126_14709_7454.N1	22-DEC-2004 17:10:59	Dark	39.500	78	Alp Lup	2.3040	28000.	79	14709	No

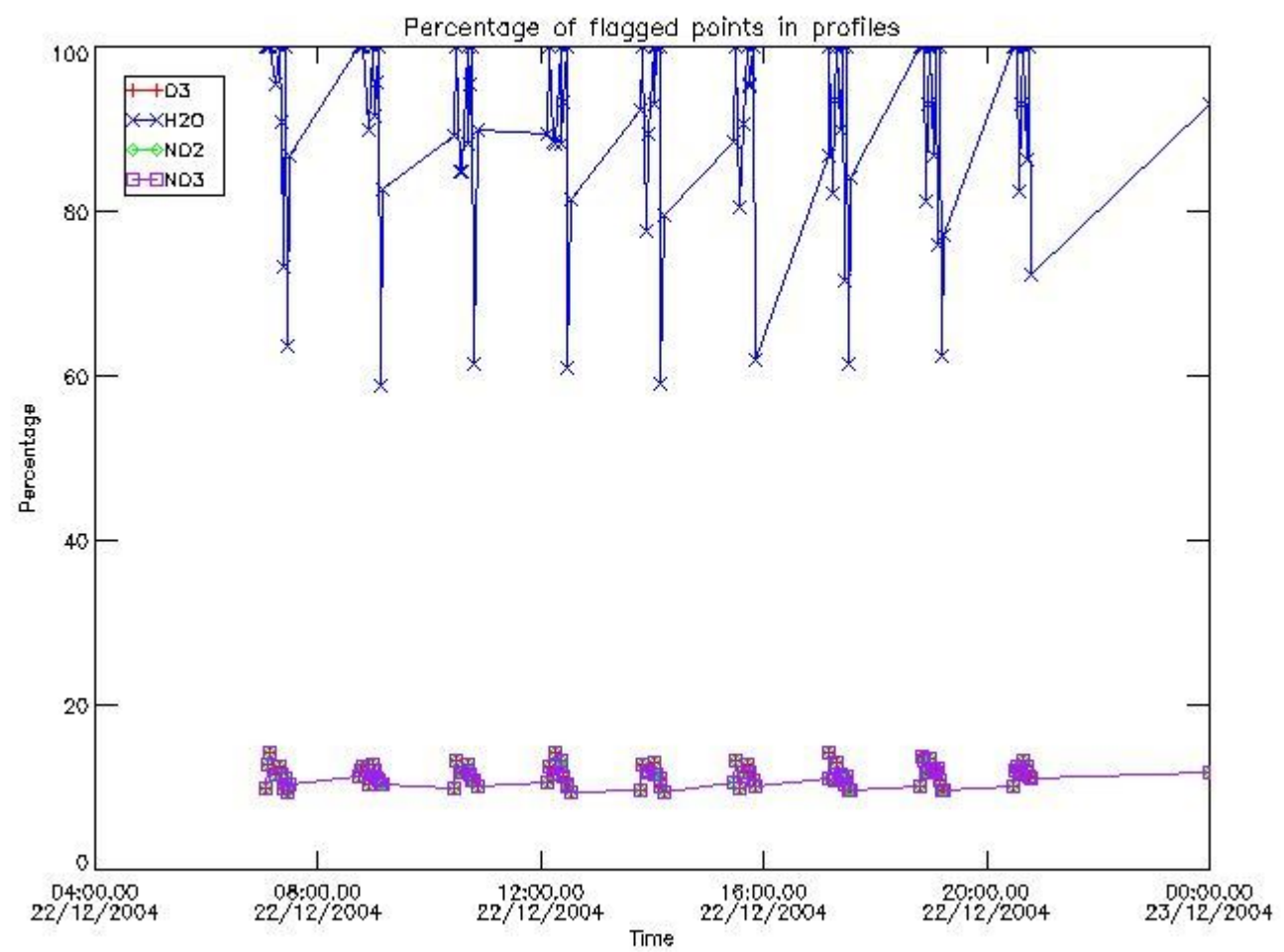
220	GOM_NL__2PRFIN20041222_171425_000000462033_00126_14709_7455.N1	22-DEC-2004 17:14:25	Dark	45.500	4	Alp1Cen	-0.010000	5800.0	91	14709	No
221	GOM_NL__2PRFIN20041222_171639_000000472033_00127_14710_7423.N1	22-DEC-2004 17:16:39	Dark	46.500	20	Bet Cru	1.2530	30000.	93	14710	No
222	GOM_NL__2PRFIN20041222_171826_000000402033_00127_14710_7424.N1	22-DEC-2004 17:18:26	Dark	39.500	112	Alp Mus	2.6880	26000.	79	14710	No
223	GOM_NL__2PRFIN20041222_172320_000000452033_00127_14710_7425.N1	22-DEC-2004 17:23:20	Dark	44.500	29	Bet Car	1.6720	10200.	89	14710	No
224	GOM_NL__2PRFIN20041222_172439_000000462033_00127_14710_7426.N1	22-DEC-2004 17:24:39	Dark	45.500	91	Kap Vel	2.4900	26000.	91	14710	No
225	GOM_NL__2PRFIN20041222_172605_000000502033_00127_14710_7427.N1	22-DEC-2004 17:26:05	Dark	49.500	41	Eps Car	1.8600	4100.0	99	14710	No
226	GOM_NL__2PRFIN20041222_172905_000000452033_00127_14710_7428.N1	22-DEC-2004 17:29:05	Dark	45.000	34	Gam2Vel	1.7930	23000.	90	14710	No
227	GOM_NL__2PRFIN20041222_173042_000000542033_00127_14710_7429.N1	22-DEC-2004 17:30:42	Dark	53.500	2	Alp Car	-0.73600	7000.0	107	14710	No
228	GOM_NL__2PRFIN20041222_173341_000000542033_00127_14710_7430.N1	22-DEC-2004 17:33:41	Dark	53.500	117	Pi Pup	2.7060	3800.0	107	14710	No
229	GOM_NL__2PRFIN20041222_173643_000000532033_00127_14710_7431.N1	22-DEC-2004 17:36:43	Straylight	52.500	23	21Eps CMa	1.5020	26000.	105	14710	No
230	GOM_NL__2PRFIN20041222_173824_000000492033_00127_14710_7432.N1	22-DEC-2004 17:38:24	Straylight	49.000	179	24Omi2CMa	3.0320	24000.	98	14710	No
231	GOM_NL__2PRFIN20041222_174108_000000662033_00127_14710_7433.N1	22-DEC-2004 17:41:08	Straylight	66.000	1	9Alp CMa	-1.4400	11000.	132	14710	No
232	GOM_NL__2PRFIN20041222_174415_000000502033_00127_14710_7434.N1	22-DEC-2004 17:44:15	Straylight	49.500	7	19Bet Ori	0.10000	14000.	99	14710	No
233	GOM_NL__2PRFIN20041222_174620_000000472033_00127_14710_7435.N1	22-DEC-2004 17:46:20	Straylight	46.500	30	46Eps Ori	1.6940	30000.	93	14710	No
234	GOM_NL__2PRFIN20041222_174910_000000602033_00127_14710_7436.N1	22-DEC-2004 17:49:10	Twi_and_stray	60.000	14	58Alp Ori	0.87000	3000.0	120	14710	No
235	GOM_NL__2PRFIN20041222_175130_000000492033_00127_14710_7437.N1	22-DEC-2004 17:51:30	Twi_and_stray	48.500	13	87Alp Tau	0.86700	3800.0	97	14710	No
236	GOM_NL__2PRFIN20041222_175312_000000442033_00127_14710_7438.N1	22-DEC-2004 17:53:12	Bright	44.000	176	23Zet Tau	3.0200	22000.	88	14710	No
237	GOM_NL__2PRFIN20041222_175519_000000432033_00127_14710_7439.N1	22-DEC-2004 17:55:19	Bright	42.500	28	12Bet Tau	1.6500	15200.	85	14710	No
238	GOM_NL__2PRFIN20041222_175811_000000392033_00127_14710_7440.N1	22-DEC-2004 17:58:11	Bright	38.500	149	45Eps Per	2.8880	30000.	77	14710	No
239	GOM_NL__2PRFIN20041222_180014_000000452033_00127_14710_7441.N1	22-DEC-2004 18:00:14	Bright	45.000	6	13Alp Aur	0.080000	3400.0	90	14710	No
240	GOM_NL__2PRFIN20041222_180224_000000382033_00127_14710_7442.N1	22-DEC-2004 18:02:24	Bright	37.500	160	23Gam Per	2.9300	4700.0	75	14710	No
241	GOM_NL__2PRFIN20041222_180557_000000372033_00127_14710_7443.N1	22-DEC-2004 18:05:57	Bright	37.000	110	37Del Cas	2.6780	8900.0	74	14710	No
242	GOM_NL__2PRFIN20041222_181202_000000402033_00127_14710_7444.N1	22-DEC-2004 18:12:02	Bright	40.000	49	1Alp UMi	1.9900	6300.0	80	14710	No
243	GOM_NL__2PRFIN20041222_181642_000000402033_00127_14710_7445.N1	22-DEC-2004 18:16:42	Bright	39.500	60	7Bet UMi	2.0810	3950.0	79	14710	No
244	GOM_NL__2PRFIN20041222_182011_000000412033_00127_14710_7446.N1	22-DEC-2004 18:20:11	Bright	40.500	119	14Eta Dra	2.7270	4700.0	81	14710	No
245	GOM_NL__2PRFIN20041222_182147_000000442033_00127_14710_7447.N1	22-DEC-2004 18:21:47	Bright	44.000	55	79Zet UMa	2.0600	10200.	88	14710	No
246	GOM_NL__2PRFIN20041222_182351_000000442033_00127_14710_7448.N1	22-DEC-2004 18:23:51	Bright	44.000	39	85Eta UMa	1.8540	24000.	88	14710	No
247	GOM_NL__2PRFIN20041222_182728_000000402033_00127_14710_7449.N1	22-DEC-2004 18:27:28	Bright	39.500	180	27Gam Boo	3.0400	8000.0	79	14710	No
248	GOM_NL__2PRFIN20041222_183049_000000392033_00127_14710_7450.N1	22-DEC-2004 18:30:49	Bright	39.000	83		2.3780	11000.	78	14710	No
249	GOM_NL__2PRFIN20041222_183427_000000662033_00127_14710_7451.N1	22-DEC-2004 18:34:27	Bright	66.000	111	8Eta Boo	2.6800	6000.0	132	14710	No
250	GOM_NL__2PRFIN20041222_183911_000000712033_00127_14710_7452.N1	22-DEC-2004 18:39:11	Bright	70.500	138	47Eps Vir	2.8280	4700.0	141	14710	No
251	GOM_NL__2PRFIN20041222_184310_000000542033_00127_14710_7453.N1	22-DEC-2004 18:43:10	Bright	54.000	122	9Alp2Lib	2.7470	9700.0	108	14710	No
252	GOM_NL__2PRFIN20041222_184513_000000592033_00127_14710_7454.N1	22-DEC-2004 18:45:13	Twi_and_stray	58.500	15	67Alp Vir	0.97600	28000.	117	14710	No
253	GOM_NL__2PRFIN20041222_184843_000000502033_00127_14710_7455.N1	22-DEC-2004 18:48:43	Dark	50.000	169	46Gam Hya	2.9910	4700.0	100	14710	No
254	GOM_NL__2PRFIN20041222_185023_000000412033_00127_14710_7456.N1	22-DEC-2004 18:50:23	Dark	41.000	81	Eta Cen	2.3560	28000.	82	14710	No
255	GOM_NL__2PRFIN20041222_185243_000000422033_00127_14710_7457.N1	22-DEC-2004 18:52:43	Dark	42.000	95	Zet Cen	2.5450	26000.	84	14710	No
256	GOM_NL__2PRFIN20041222_185502_000000432033_00127_14710_7458.N1	22-DEC-2004 18:55:02	Dark	43.000	4	Alp1Cen	-0.010000	5800.0	86	14710	No
257	GOM_NL__2PRFIN20041222_185716_000000432033_00128_14711_7423.N1	22-DEC-2004 18:57:16	Dark	43.000	20	Bet Cru	1.2530	30000.	86	14711	No
258	GOM_NL__2PRFIN20041222_185903_000000382033_00128_14711_7424.N1	22-DEC-2004 18:59:03	Dark	38.000	112	Alp Mus	2.6880	26000.	76	14711	No
259	GOM_NL__2PRFIN20041222_190357_000000422033_00128_14711_7425.N1	22-DEC-2004 19:03:57	Dark	42.000	29	Bet Car	1.6720	10200.	84	14711	No
260	GOM_NL__2PRFIN20041222_190516_000000442033_00128_14711_7426.N1	22-DEC-2004 19:05:16	Dark	43.500	91	Kap Vel	2.4900	26000.	87	14711	No
261	GOM_NL__2PRFIN20041222_190642_000000462033_00128_14711_7427.N1	22-DEC-2004 19:06:42	Dark	46.000	41	Eps Car	1.8600	4100.0	92	14711	No
262	GOM_NL__2PRFIN20041222_190942_000000472033_00128_14711_7428.N1	22-DEC-2004 19:09:42	Dark	46.500	34	Gam2Vel	1.7930	23000.	93	14711	No
263	GOM_NL__2PRFIN20041222_191118_000000542033_00128_14711_7429.N1	22-DEC-2004 19:11:18	Dark	53.500	2	Alp Car	-0.73600	7000.0	107	14711	No
264	GOM_NL__2PRFIN20041222_191418_000000532033_00128_14711_7430.N1	22-DEC-2004 19:14:18	Dark	53.000	117	Pi Pup	2.7060	3800.0	106	14711	No
265	GOM_NL__2PRFIN20041222_191720_000000512033_00128_14711_7431.N1	22-DEC-2004 19:17:20	Straylight	51.000	23	21Eps CMa	1.5020	26000.	102	14711	No
266	GOM_NL__2PRFIN20041222_191900_000000522033_00128_14711_7432.N1	22-DEC-2004 19:19:00	Straylight	51.500	179	24Omi2CMa	3.0320	24000.	103	14711	No
267	GOM_NL__2PRFIN20041222_192144_000000602033_00128_14711_7433.N1	22-DEC-2004 19:21:44	Straylight	59.500	1	9Alp CMa	-1.4400	11000.	119	14711	No
268	GOM_NL__2PRFIN20041222_192454_000000542033_00128_14711_7434.N1	22-DEC-2004 19:24:54	Straylight	53.500	7	19Bet Ori	0.10000	14000.	107	14711	No
269	GOM_NL__2PRFIN20041222_192657_000000492033_00128_14711_7435.N1	22-DEC-2004 19:26:57	Straylight	48.500	30	46Eps Ori	1.6940	30000.	97	14711	No
270	GOM_NL__2PRFIN20041222_192946_000000602033_00128_14711_7436.N1	22-DEC-2004 19:29:46	Twi_and_stray	60.000	14	58Alp Ori	0.87000	3000.0	120	14711	No
271	GOM_NL__2PRFIN20041222_193206_000000462033_00128_14711_7437.N1	22-DEC-2004 19:32:06	Twi_and_stray	46.000	13	87Alp Tau	0.86700	3800.0	92	14711	No
272	GOM_NL__2PRFIN20041222_193350_000000422033_00128_14711_7438.N1	22-DEC-2004 19:33:50	Bright	41.500	176	23Zet Tau	3.0200	22000.	83	14711	No
273	GOM_NL__2PRFIN20041222_193555_000000412033_00128_14711_7439.N1	22-DEC-2004 19:35:55	Bright	40.500	28	12Bet Tau	1.6500	15200.	81	14711	No
274	GOM_NL__2PRFIN20041222_193849_000000372033_00128_14711_7440.N1	22-DEC-2004 19:38:49	Bright	37.000	149	45Eps Per	2.8880	30000.	74	14711	No
275	GOM_NL__2PRFIN20041222_194050_000000432033_00128_14711_7441.N1	22-DEC-2004 19:40:50	Bright	42.500	6	13Alp Aur	0.080000	3400.0	85	14711	No
276	GOM_NL__2PRFIN20041222_194300_000000382033_00128_14711_7442.N1	22-DEC-2004 19:43:00	Bright	37.500	160	23Gam Per	2.9300	4700.0	75	14711	No
277	GOM_NL__2PRFIN20041222_194633_000000372033_00128_14711_7443.N1	22-DEC-2004 19:46:33	Bright	36.500	110	37Del Cas	2.6780	8900.0	73	14711	No
278	GOM_NL__2PRFIN20041222_195240_000000392033_00128_14711_7444.N1	22-DEC-2004 19:52:40	Bright	38.500	49	1Alp UMi	1.9900	6300.0	77	14711	No

279	GOM_NL__2PRFIN20041222_195719_000000392033_00128_14711_7445.N1	22-DEC-2004 19:57:19	Bright	39.000	60	7Bet UMi	2.0810	3950.0	78	14711	No
280	GOM_NL__2PRFIN20041222_200049_000000392033_00128_14711_7446.N1	22-DEC-2004 20:00:49	Bright	39.000	119	14Eta Dra	2.7270	4700.0	78	14711	No
281	GOM_NL__2PRFIN20041222_200222_000000452033_00128_14711_7447.N1	22-DEC-2004 20:02:22	Bright	45.000	55	79Zet UMa	2.0600	10200.	90	14711	No
282	GOM_NL__2PRFIN20041222_200426_000000462033_00128_14711_7448.N1	22-DEC-2004 20:04:26	Bright	45.500	39	85Eta UMa	1.8540	24000.	91	14711	No
283	GOM_NL__2PRFIN20041222_200804_000000392033_00128_14711_7449.N1	22-DEC-2004 20:08:04	Bright	39.000	180	27Gam Boo	3.0400	8000.0	78	14711	No
284	GOM_NL__2PRFIN20041222_201126_000000422033_00128_14711_7450.N1	22-DEC-2004 20:11:26	Bright	42.000	83		2.3780	11000.	84	14711	No
285	GOM_NL__2PRFIN20041222_201503_000000662033_00128_14711_7451.N1	22-DEC-2004 20:15:03	Bright	66.000	111	8Eta Boo	2.6800	6000.0	132	14711	No
286	GOM_NL__2PRFIN20041222_201948_000000692033_00128_14711_7452.N1	22-DEC-2004 20:19:48	Bright	69.000	138	47Eps Vir	2.8280	4700.0	138	14711	No
287	GOM_NL__2PRFIN20041222_202347_000000402033_00128_14711_7453.N1	22-DEC-2004 20:23:47	Bright	40.000	122	9Alp2Lib	2.7470	9700.0	80	14711	No
288	GOM_NL__2PRFIN20041222_202550_000000592033_00128_14711_7454.N1	22-DEC-2004 20:25:50	Tw_i_and_stray	58.500	15	67Alp Vir	0.97600	28000.	117	14711	No
289	GOM_NL__2PRFIN20041222_202920_000000502033_00128_14711_7455.N1	22-DEC-2004 20:29:20	Dark	50.000	169	46Gam Hya	2.9910	4700.0	100	14711	No
290	GOM_NL__2PRFIN20041222_203100_000000422033_00128_14711_7456.N1	22-DEC-2004 20:31:00	Dark	42.000	81	Eta Cen	2.3560	28000.	84	14711	No
291	GOM_NL__2PRFIN20041222_203320_000000412033_00128_14711_7457.N1	22-DEC-2004 20:33:20	Dark	40.500	95	Zet Cen	2.5450	26000.	81	14711	No
292	GOM_NL__2PRFIN20041222_203538_000000432033_00128_14711_7458.N1	22-DEC-2004 20:35:38	Dark	43.000	4	Alp1Cen	-0.010000	5800.0	86	14711	No
293	GOM_NL__2PRFIN20041222_203753_000000442033_00129_14712_7423.N1	22-DEC-2004 20:37:53	Dark	44.000	20	Bet Cru	1.2530	30000.	88	14712	No
294	GOM_NL__2PRFIN20041222_203940_000000392033_00129_14712_7424.N1	22-DEC-2004 20:39:40	Dark	38.500	112	Alp Mus	2.6880	26000.	77	14712	No
295	GOM_NL__2PRFIN20041222_204433_000000412033_00129_14712_7425.N1	22-DEC-2004 20:44:33	Dark	40.500	29	Bet Car	1.6720	10200.	81	14712	No
296	GOM_NL__2PRFIN20041222_204553_000000452033_00129_14712_7426.N1	22-DEC-2004 20:45:53	Dark	45.000	91	Kap Vel	2.4900	26000.	90	14712	No
297	GOM_NL__2PRFIN20041222_204719_000000452033_00129_14712_7427.N1	22-DEC-2004 20:47:19	Dark	45.000	41	Eps Car	1.8600	4100.0	90	14712	No
298	GOM_NL__2PRFIN20041222_235904_000000442033_00131_14714_7570.N1	22-DEC-2004 23:59:04	Dark	43.500	20	Bet Cru	1.2530	30000.	87	14714	No

3. Quality information per product

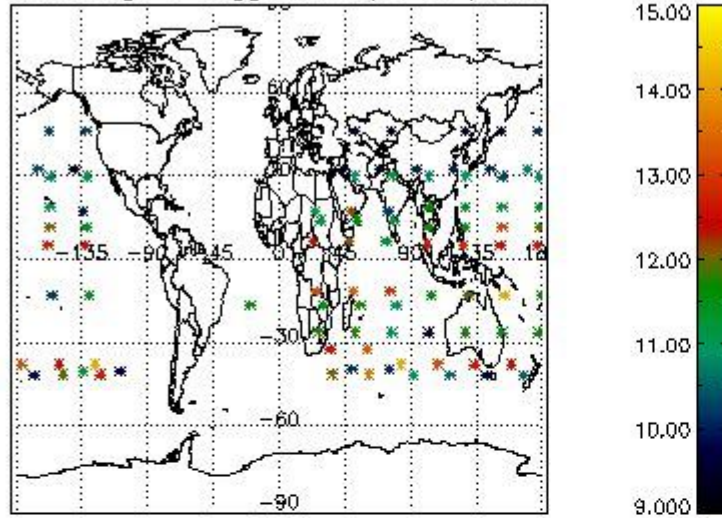
In this section it is plotted some information contained in the Quality Summary data set of the level 2 products. Only products in dark limb conditions and without errors (error flag in the MPH set to "0") are used.

3.1 Plot quality information per product (time dependant)

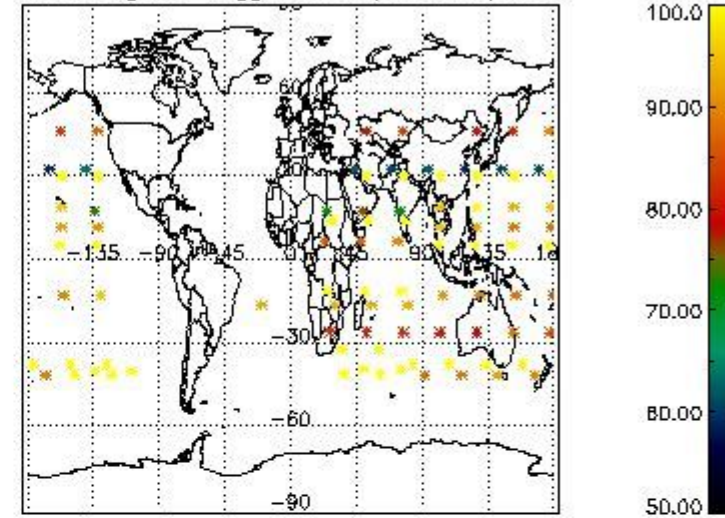


3.2 Plot quality information per product (world map)

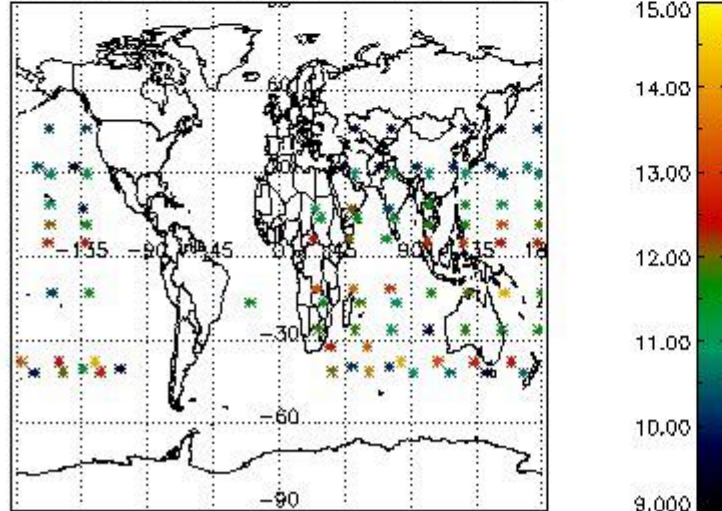
Percentage of flagged data per O3 profile



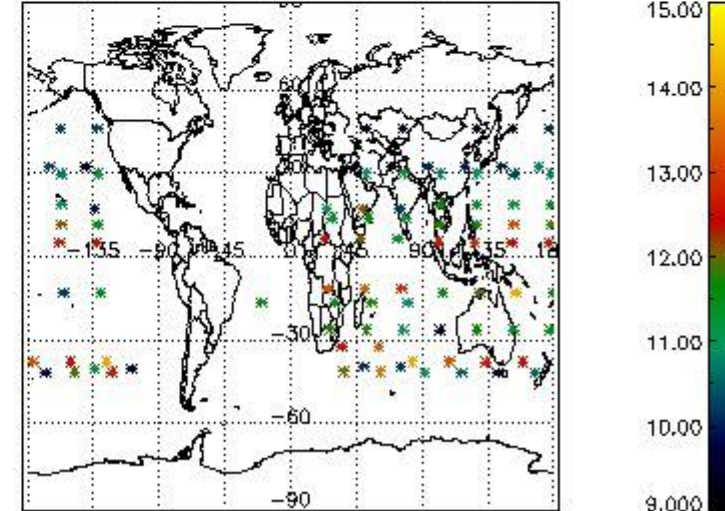
Percentage of flagged data per H2O profile



Percentage of flagged data per NO2 profile



Percentage of flagged data per NO3 profile

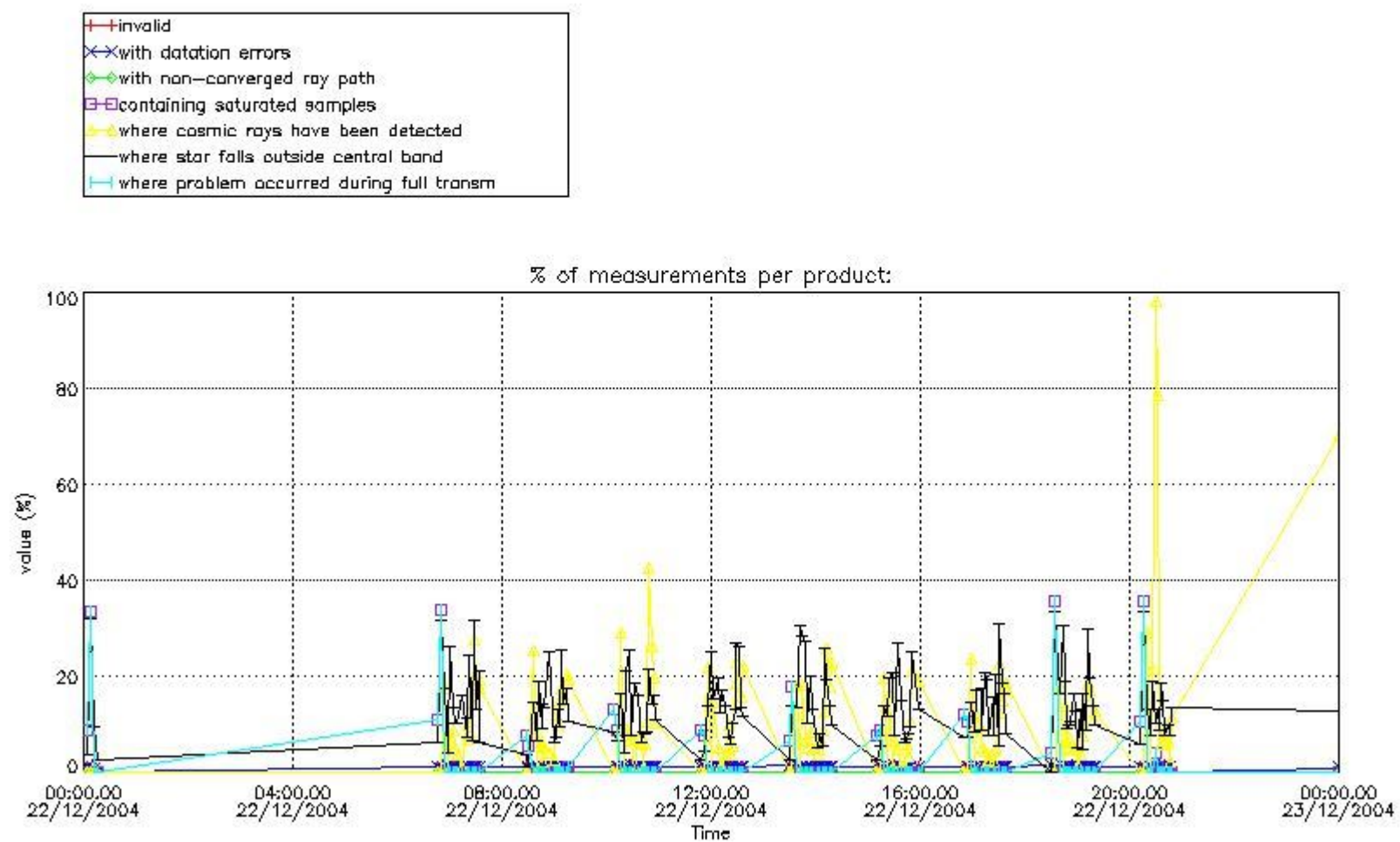


4. Level 1 quality information per product

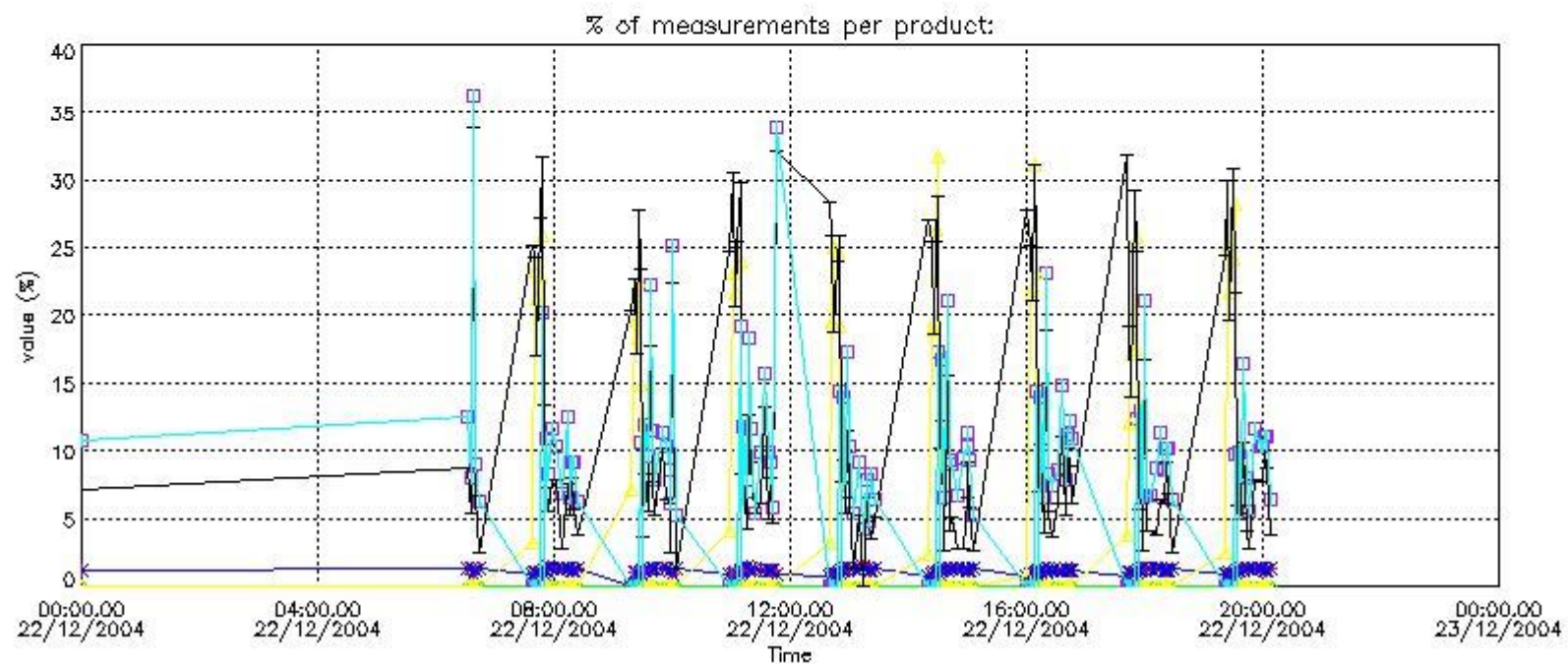
In this section it is plotted some information contained in the Quality Summary data set of the level 2 products that comes from the level 1b processing. Products without errors (error flag in the MPH set to "0") are used.

4.1 Plot quality information per product (time dependant) coming from level 1b processing

4.1.1 Plot level 1 quality information per product (time dependant): ENVISAT ASCENDING passes



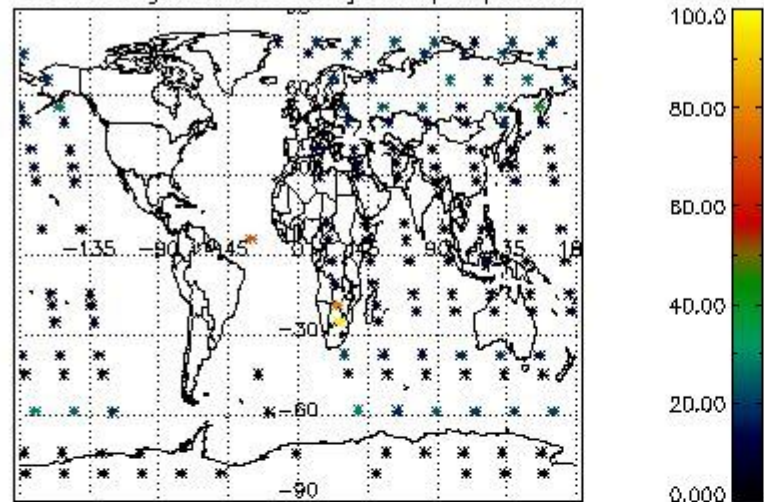
4.1.2 Plot level 1 quality information per product (time dependant): ENVI SAT DESCENDING passes



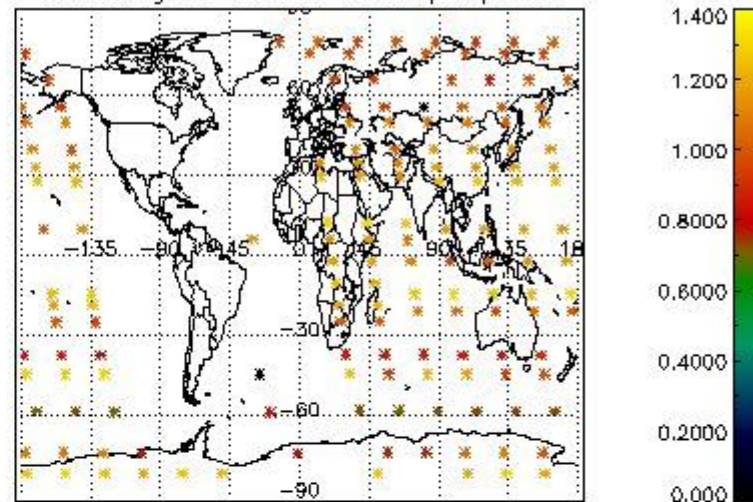
4.2 Plot quality information per product coming from level 1b processing (world map)

4.2.1 Plot level 1 quality information per product (world map): ENVISAT ASCENDING passes

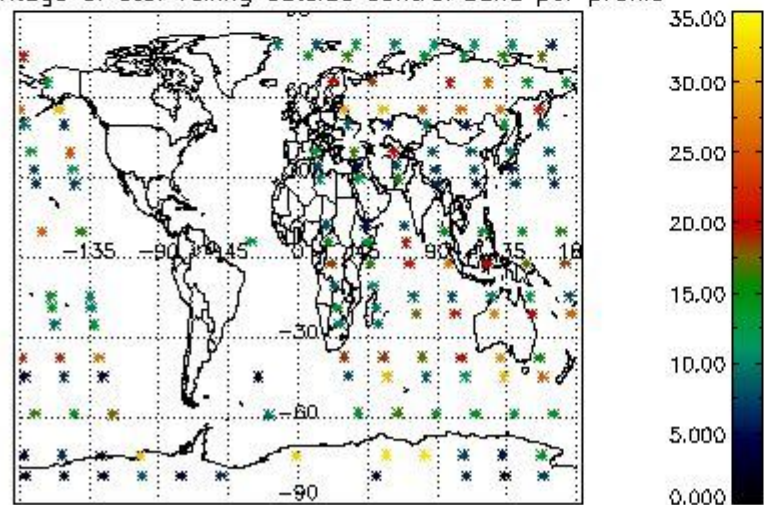
Percentage of cosmic ray hits per profile



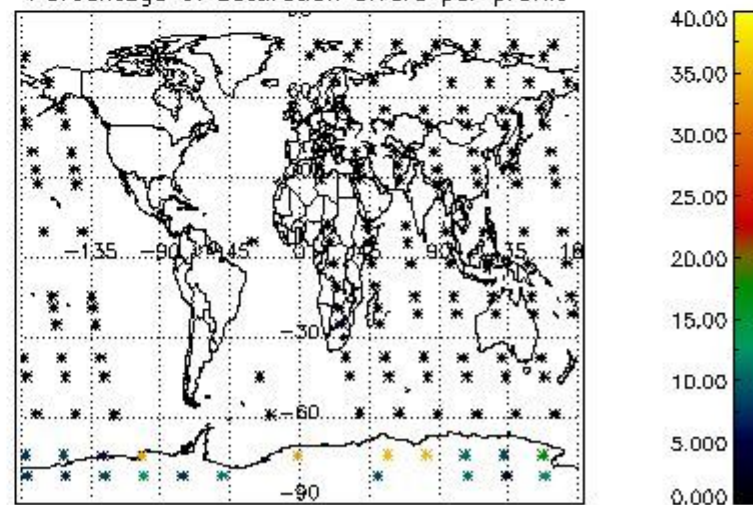
Percentage of datation errors per profile



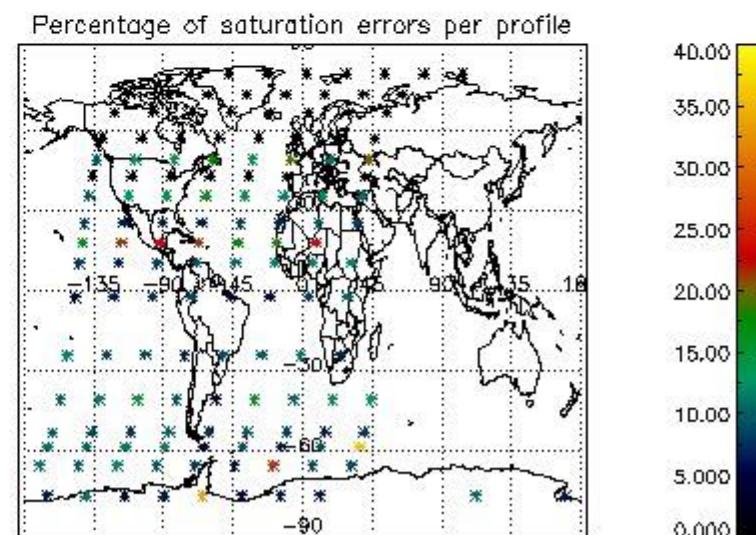
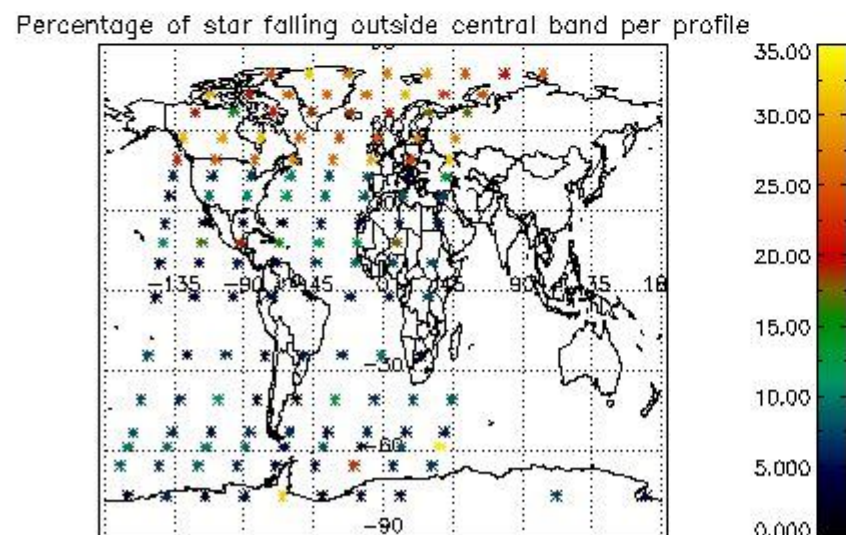
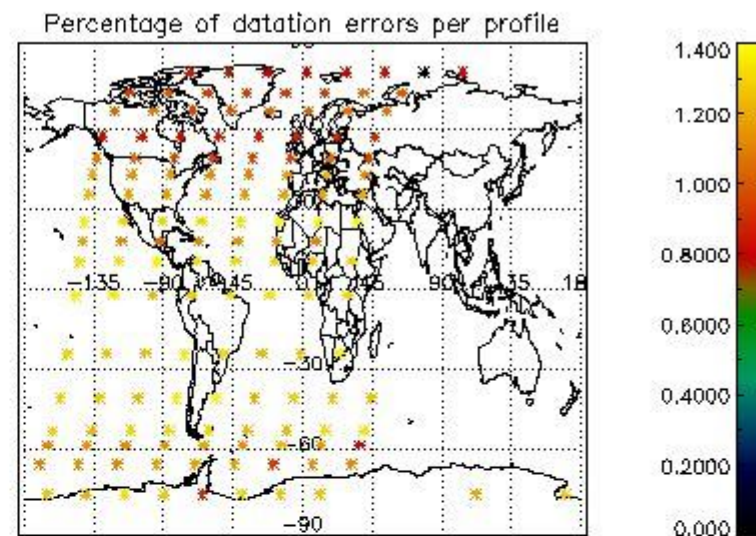
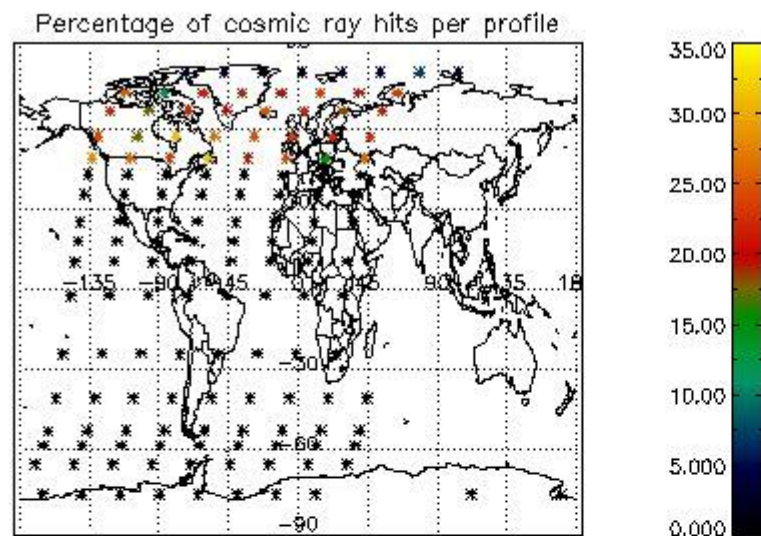
Percentage of star falling outside central band per profile



Percentage of saturation errors per profile



4.2.2 Plot level 1 quality information per product (world map): ENVISAT DESCENDING passes



5. Trace gas profiles

5.1 Ozone statistics based on quality of products

The final quality of the products can be "measured" using the STD (Standard Deviation) attached to every point profile. This information is written to the parameter GOM_NL__2P/NL_LOCAL_SPECIES_DENSITY/o3_std of the level 2 products. The table below shows the statistics for given STD ranges.

The statistics are given with respect to the overall valid production:

- Products without fatal errors: GOM_NL__2P/MPH/PRODUCT_ERR=0
- Valid point profile: GOM_NL__2P/NL_LOCAL_SPECIES_DENSITY/pcd(0)=0

The 'Criteria' is applied to valid points of dark limb products:

- Products in dark limb illumination condition: GOM_NL__2P/NL_SUMMARY_QUALITY/obs_ill_cond=0
- Products without fatal errors: GOM_NL__2P/MPH/PRODUCT_ERR=0
- Valid point profile: GOM_NL__2P/NL_LOCAL_SPECIES_DENSITY/pcd(0)=0

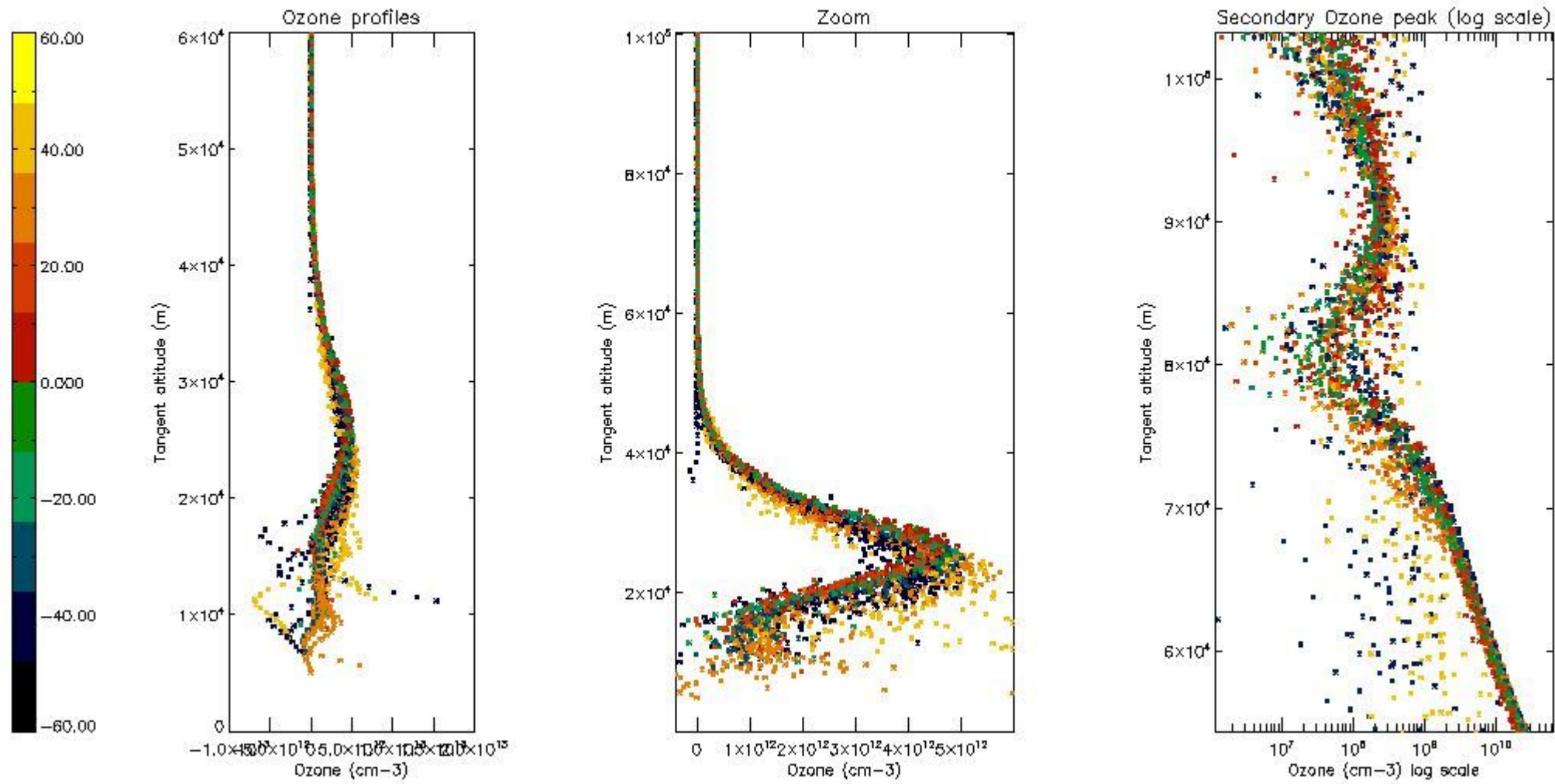
So, the table below shows the percentage of dark limb and valid observations for each criteria with respect to the overall valid daily observations.

Criteria	% of total production
All STD	31
STD < 20	17

STD < 10	14
STD < 5	9

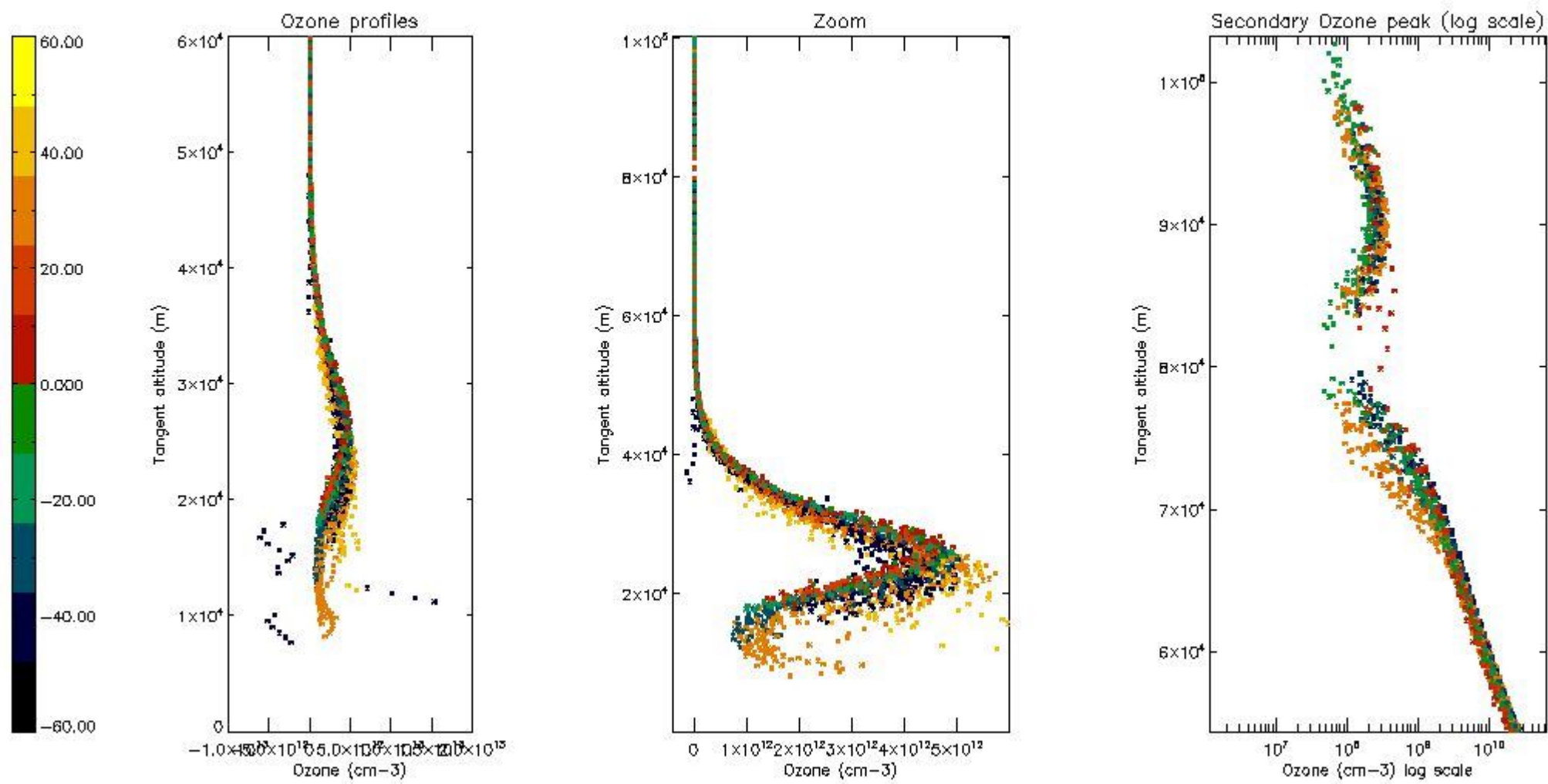
5.2 Plot ozone profiles for all STD (dark without errors)

The colorbar represents the latitude.



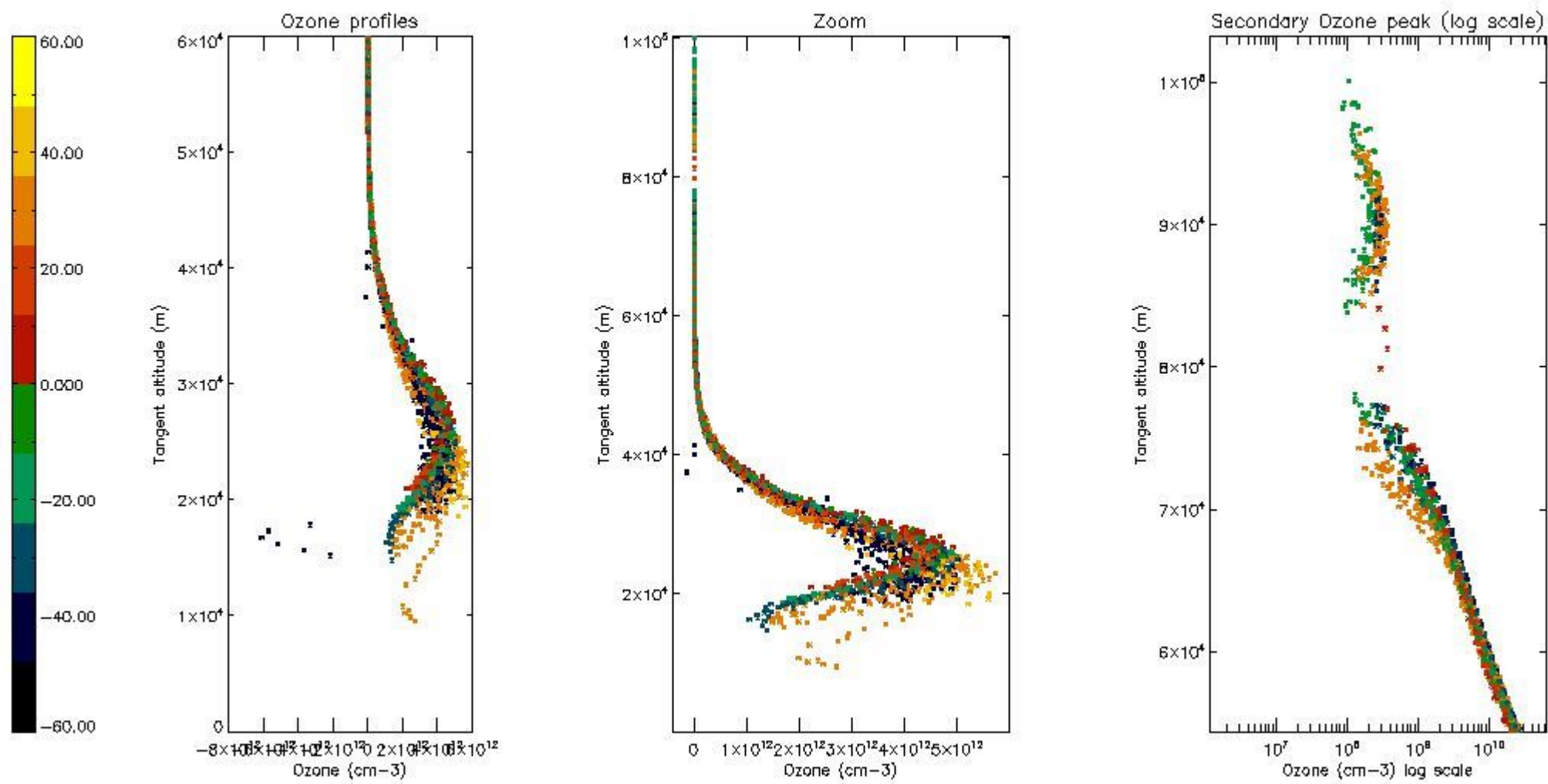
5.3 Plot ozone profiles where STD < 20% (dark without errors)

The colorbar represents the latitude.



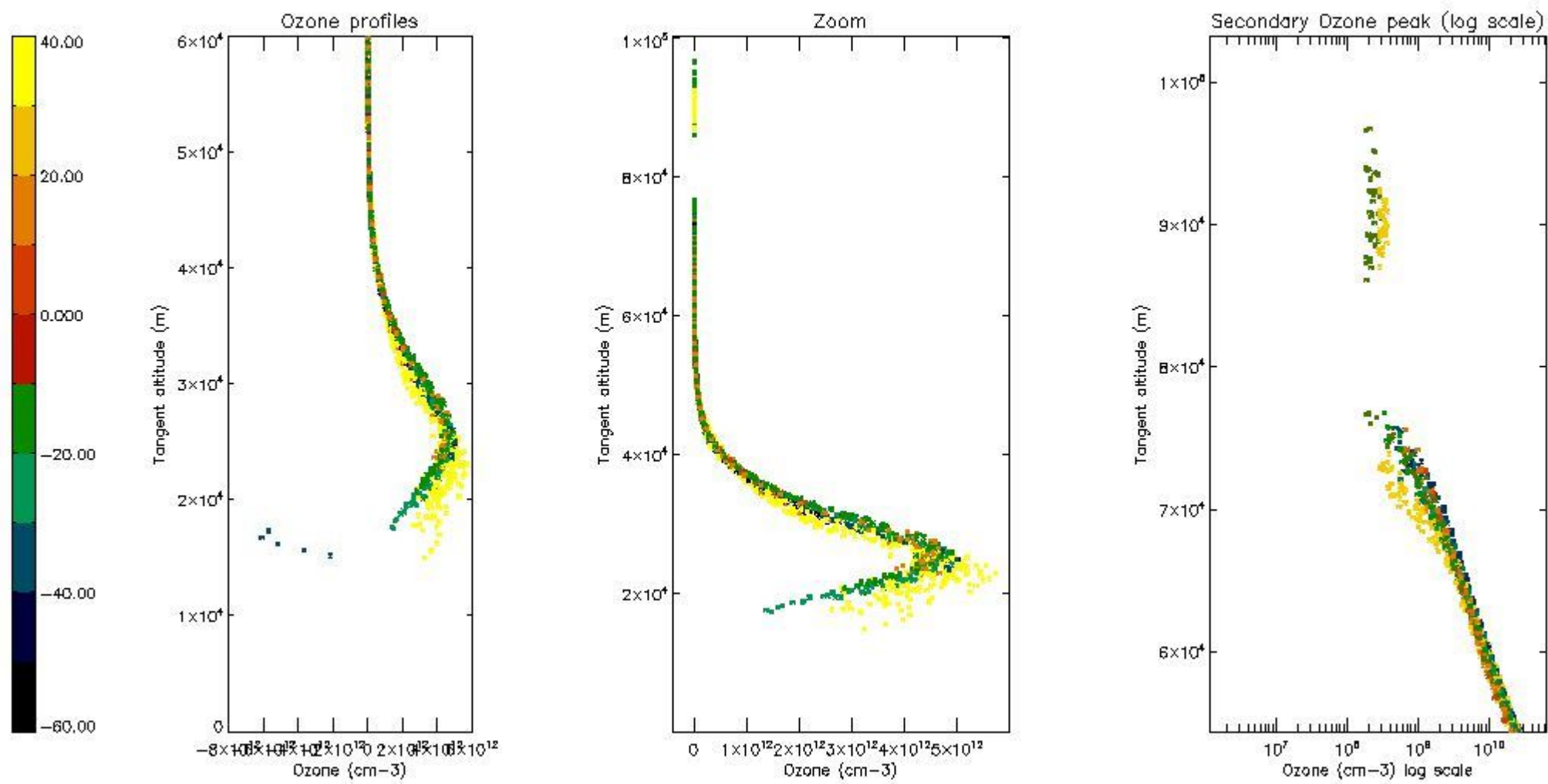
5.4 Plot ozone profiles where $STD < 10\%$ (dark without errors)

The colorbar represents the latitude.



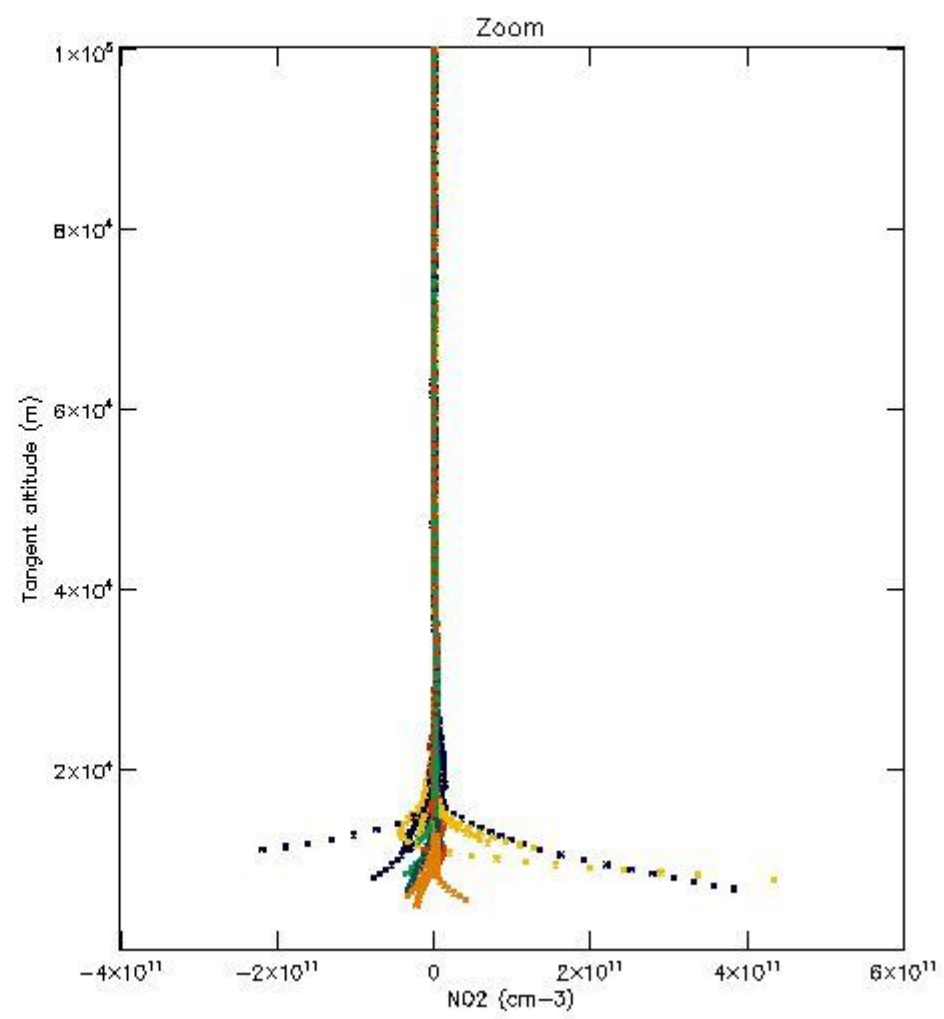
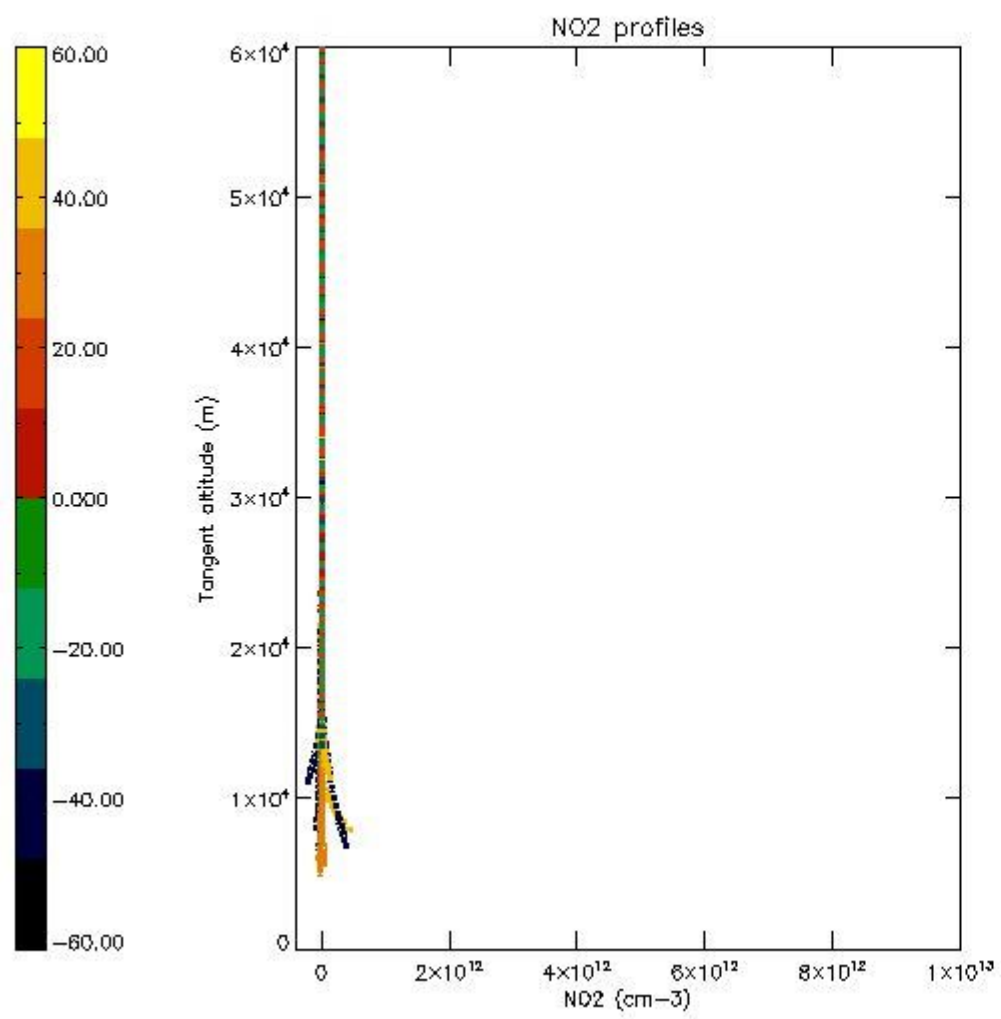
5.5 Plot ozone profiles where STD < 5% (dark without errors)

The colorbar represents the latitude.



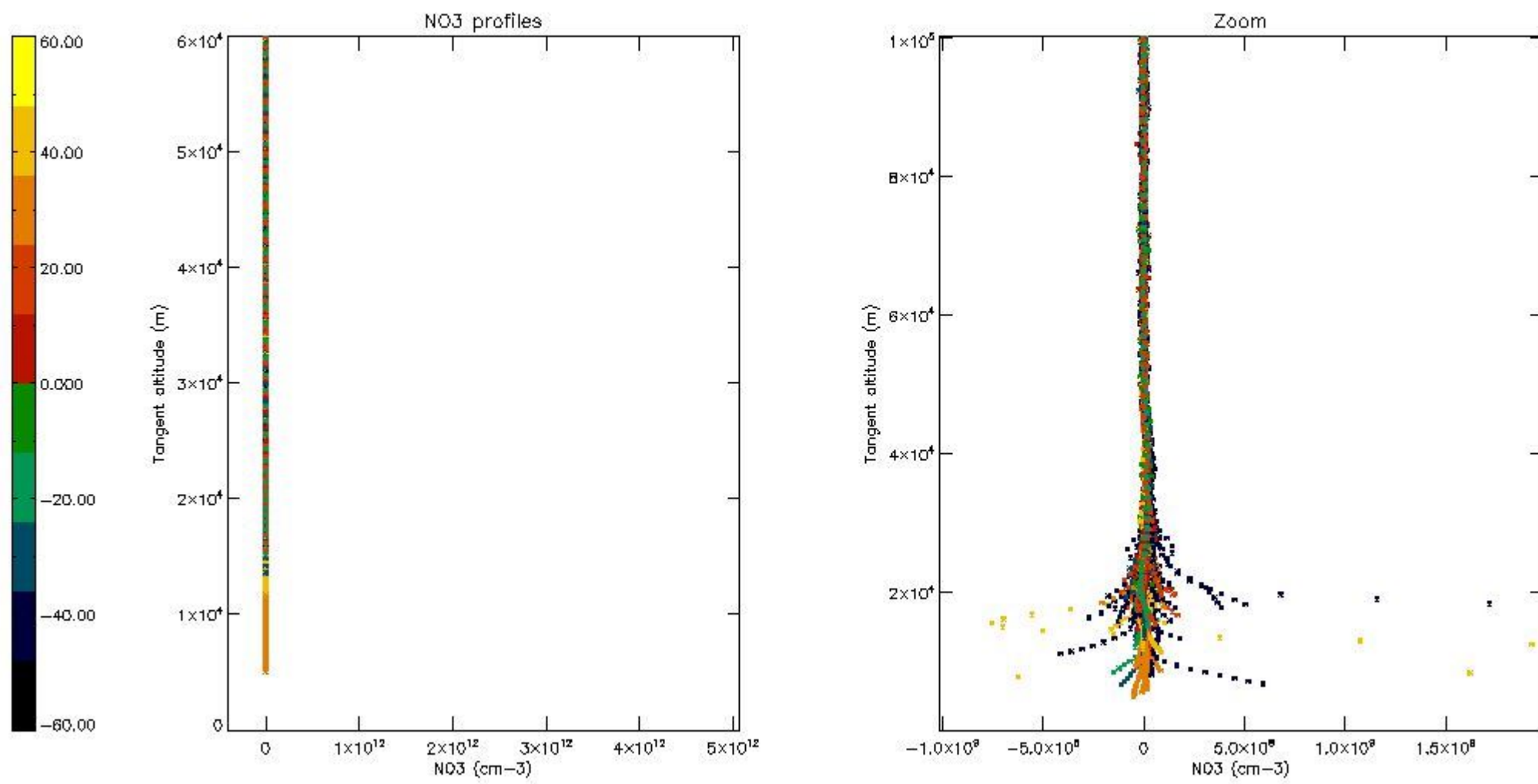
5.6 Plot NO₂ profiles for all STD (dark without errors)

The colorbar represents the latitude.



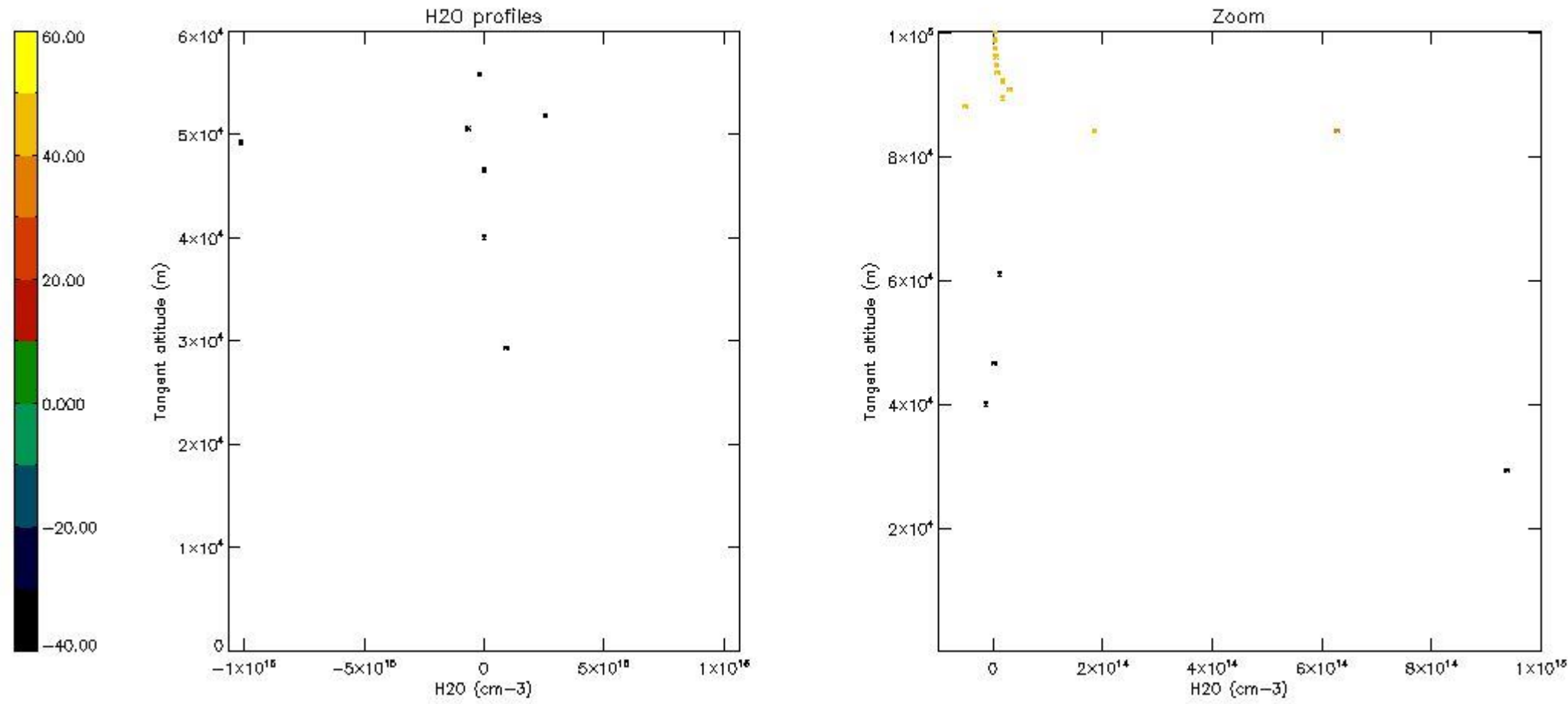
5.7 Plot NO3 profiles for all STD (dark without errors)

The colorbar represents the latitude.



5.8 Plot H2O profiles for all STD (only for occultations of stars 1,2,3,4,13,14,16,26,63 dark without errors)

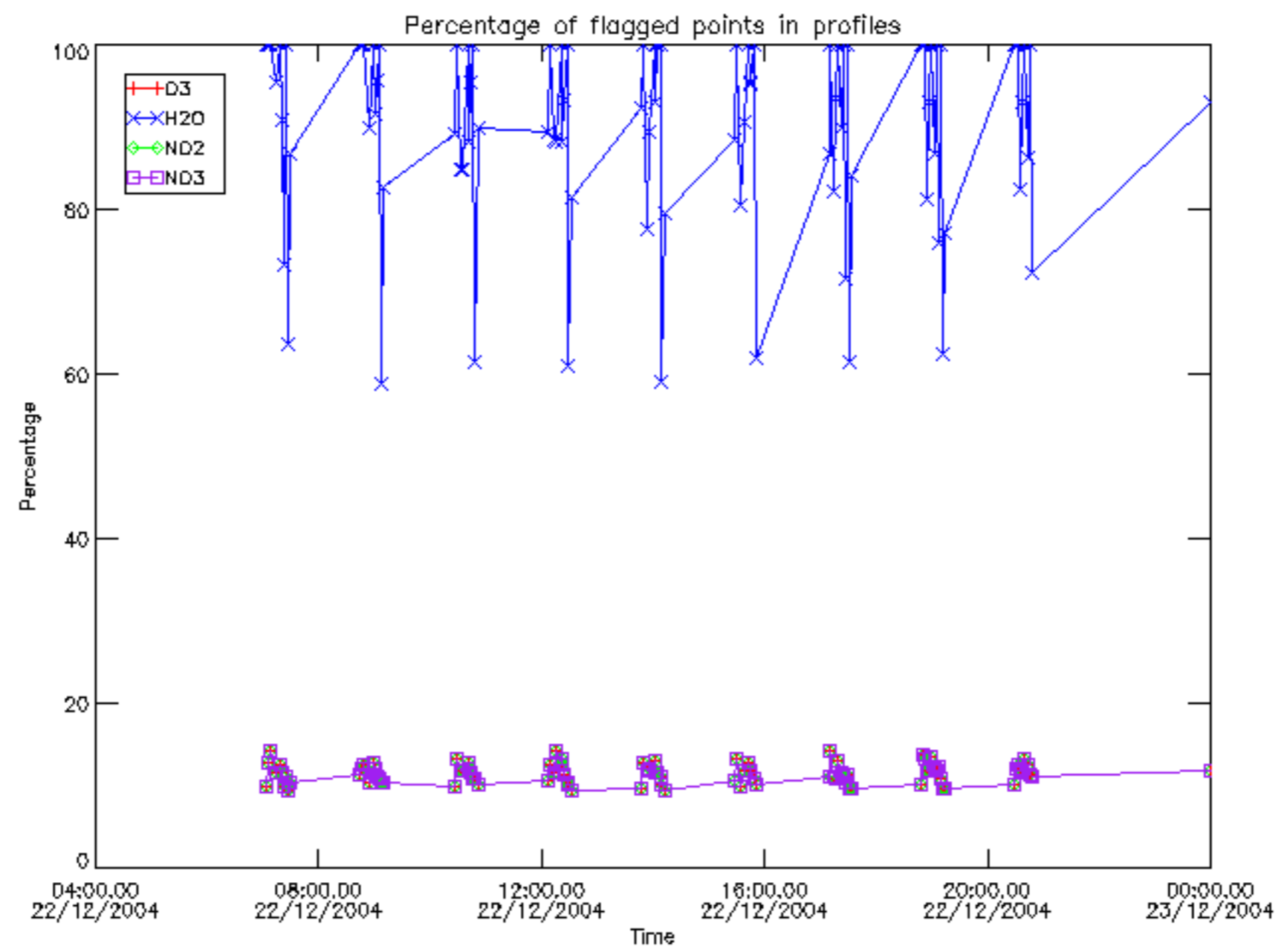
The colorbar represents the latitude.



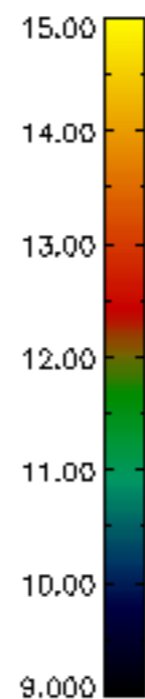
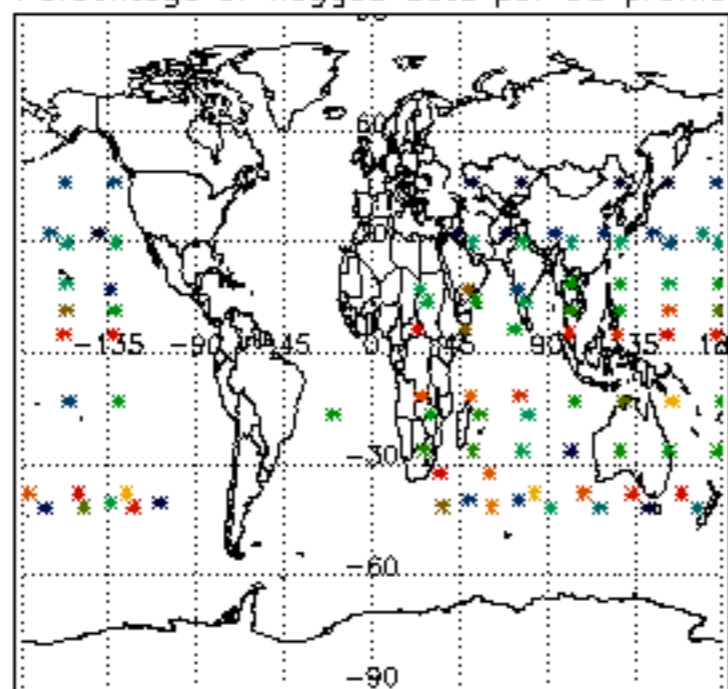
6. Auxiliary Data Files used for the production reported in section 2

The number reported in the third column indicates since which file (see list in section 2) the corresponding auxiliary file has been used. The fourth column is the date of those product files.

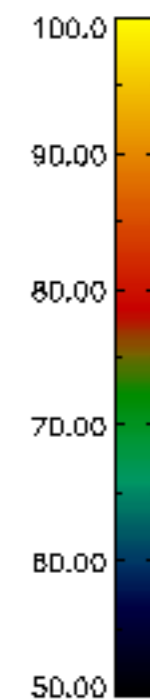
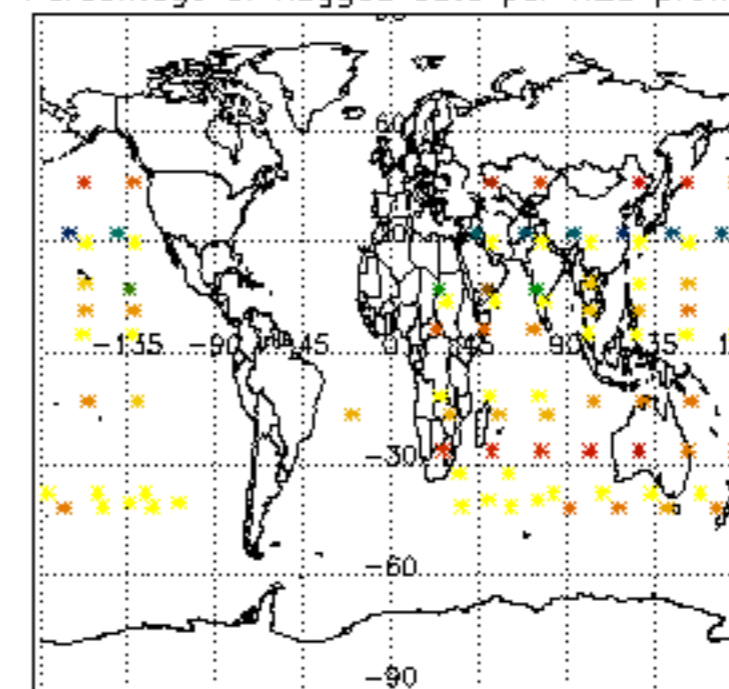
Type	Auxiliary Filename	Used since product	Used since product date
INST_PHYS_CHARACTERISTICS	GOM_INS_AXVIEC20091111_143220_20030716_120000_20500101_000000	1	22-DEC-2004 00:00:51
LEVEL-2_PROC_CONFIG	GOM_PR2_AXVIEC20091111_152718_20020301_000000_20500101_000000	1	22-DEC-2004 00:00:51
CROSS_SECTIONS_FILE	GOM_CRS_AXVIEC20091111_154832_20020301_000000_20500101_000000	1	22-DEC-2004 00:00:51



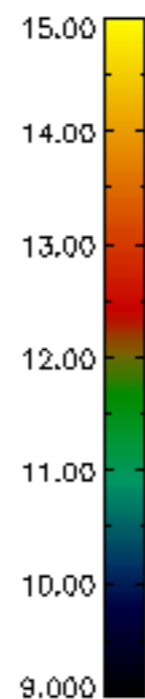
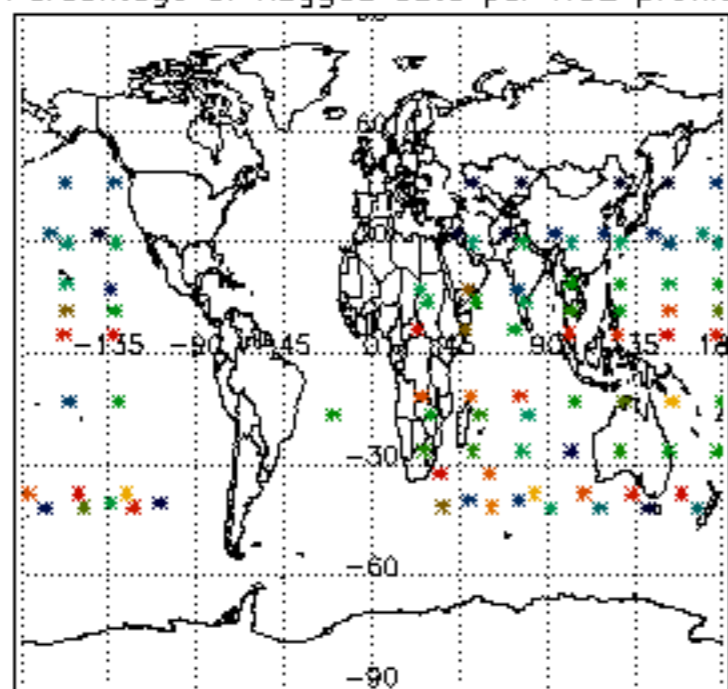
Percentage of flagged data per D3 profile



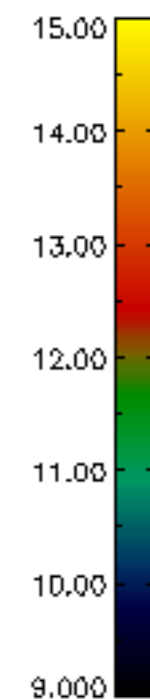
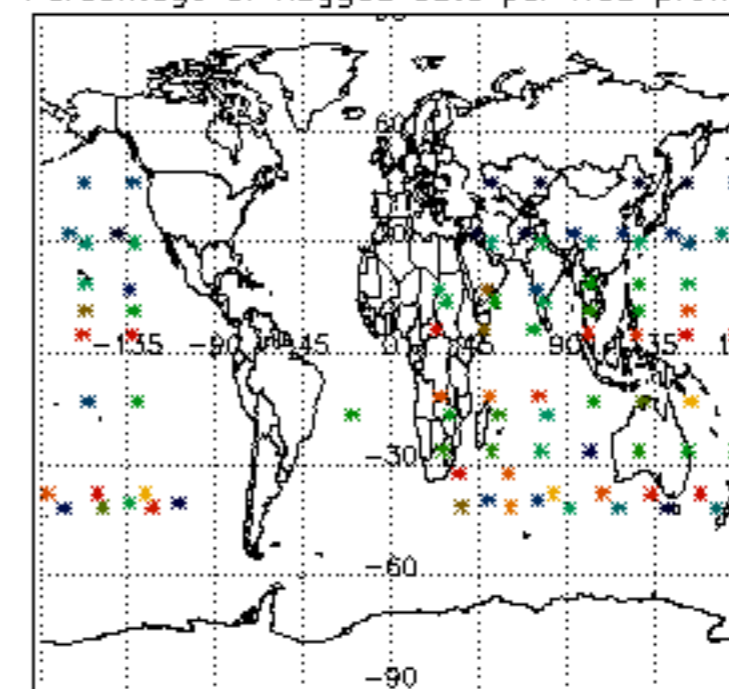
Percentage of flagged data per H2O profile

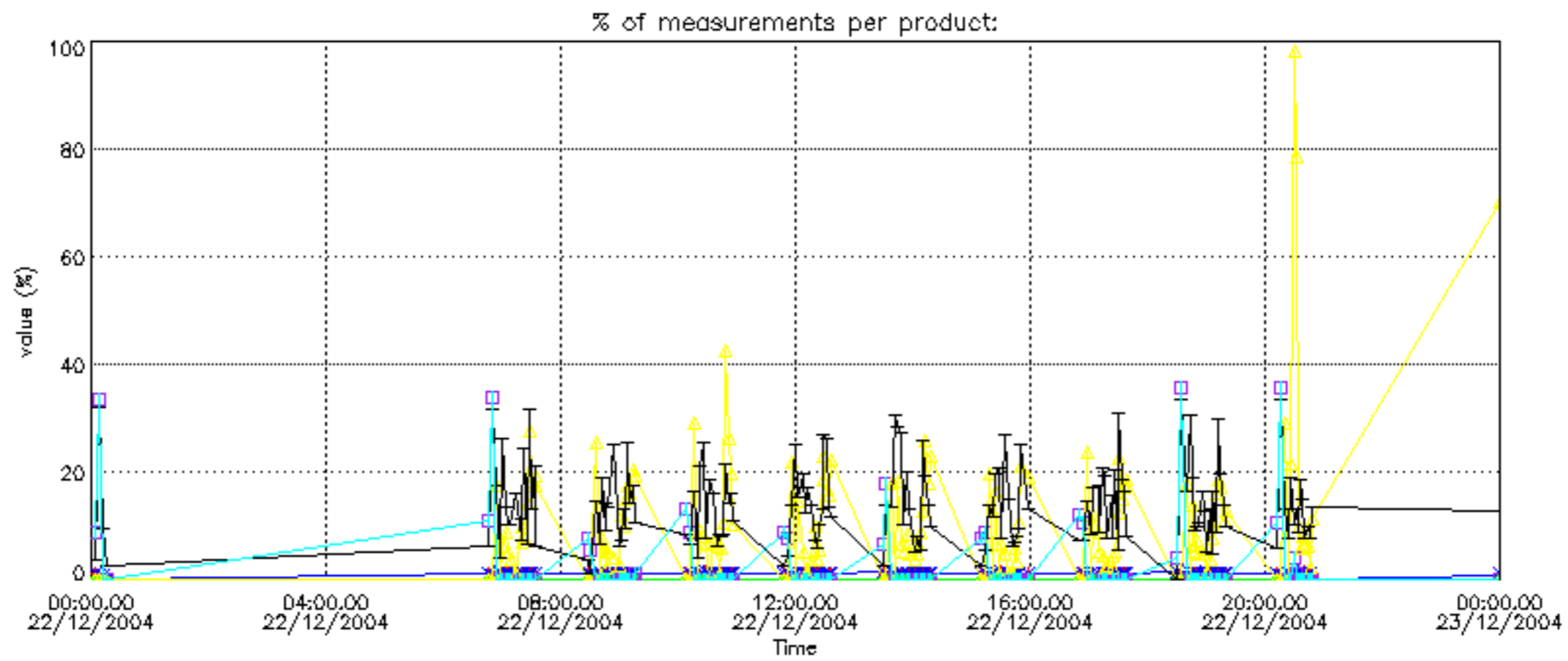
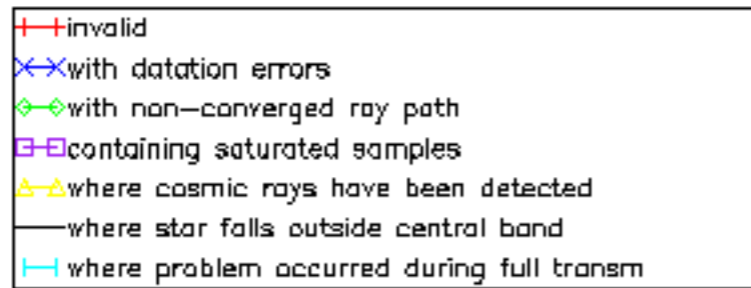


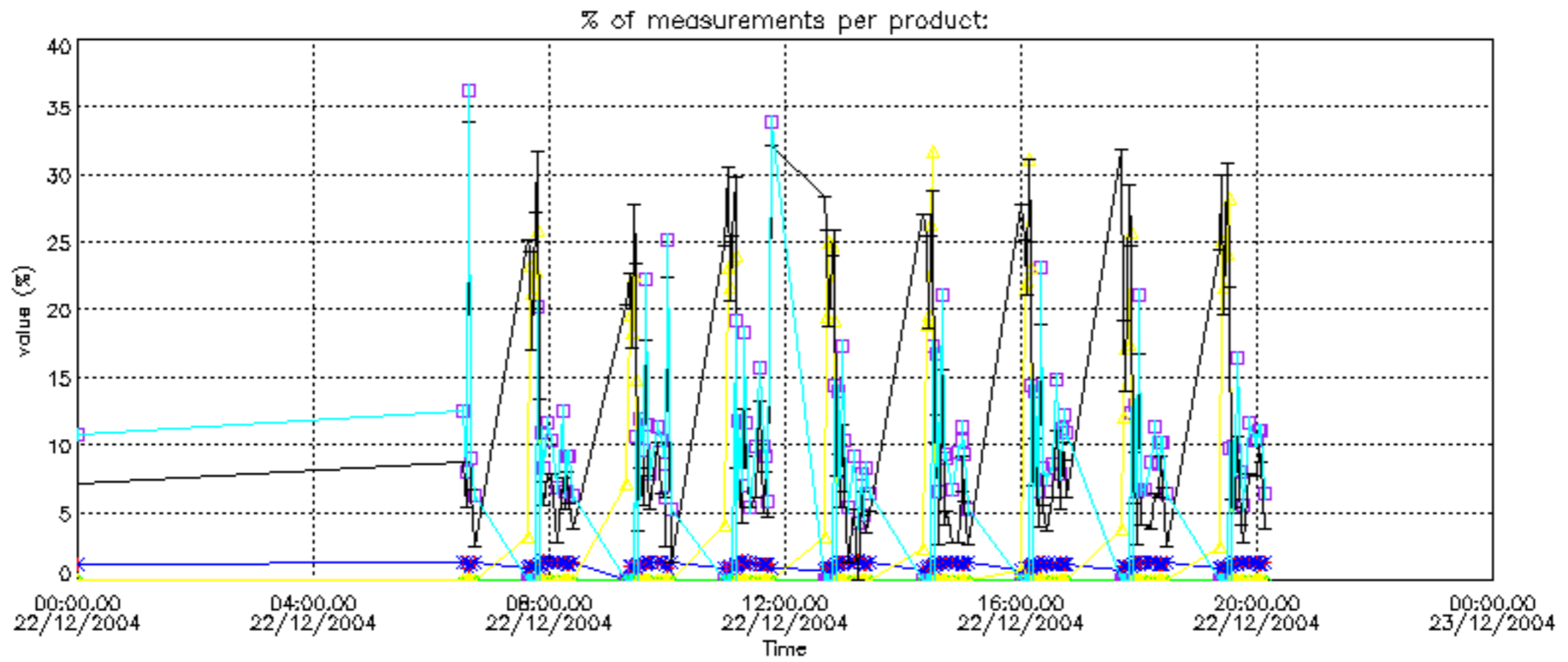
Percentage of flagged data per NO2 profile



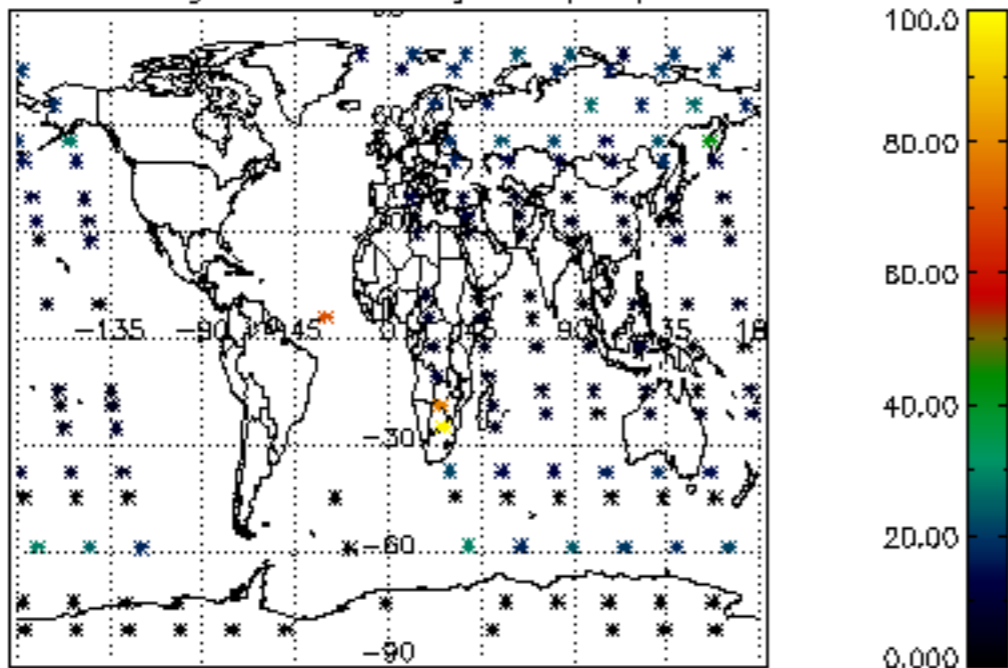
Percentage of flagged data per NO3 profile



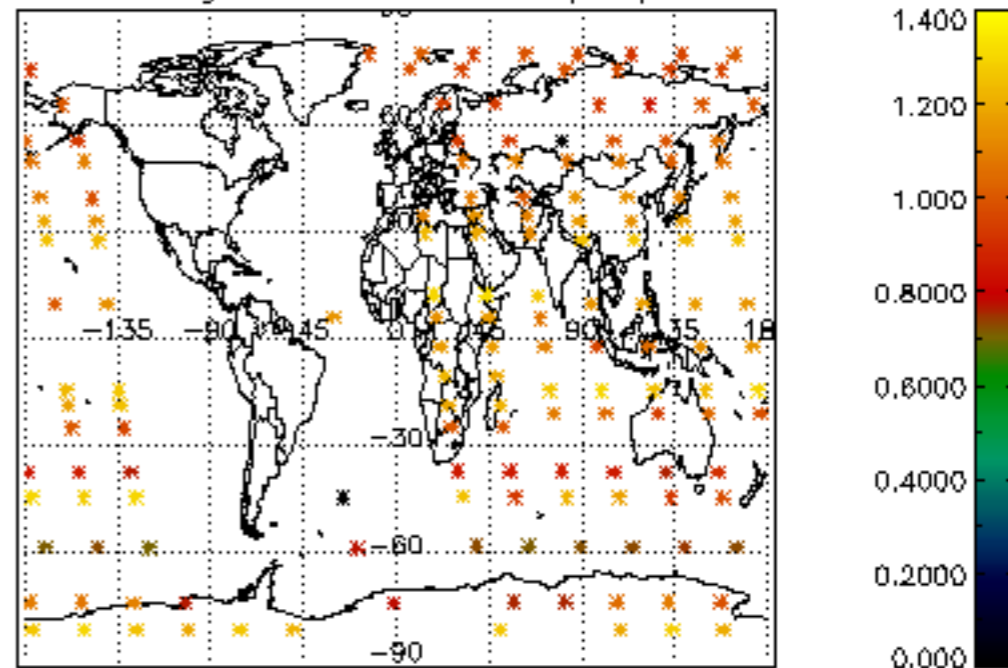




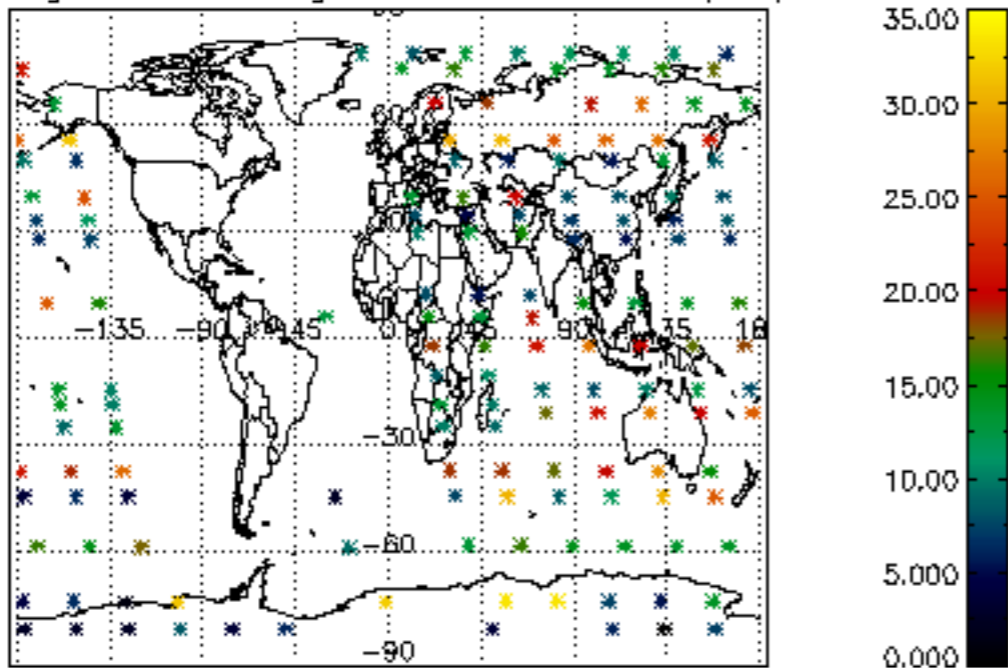
Percentage of cosmic ray hits per profile



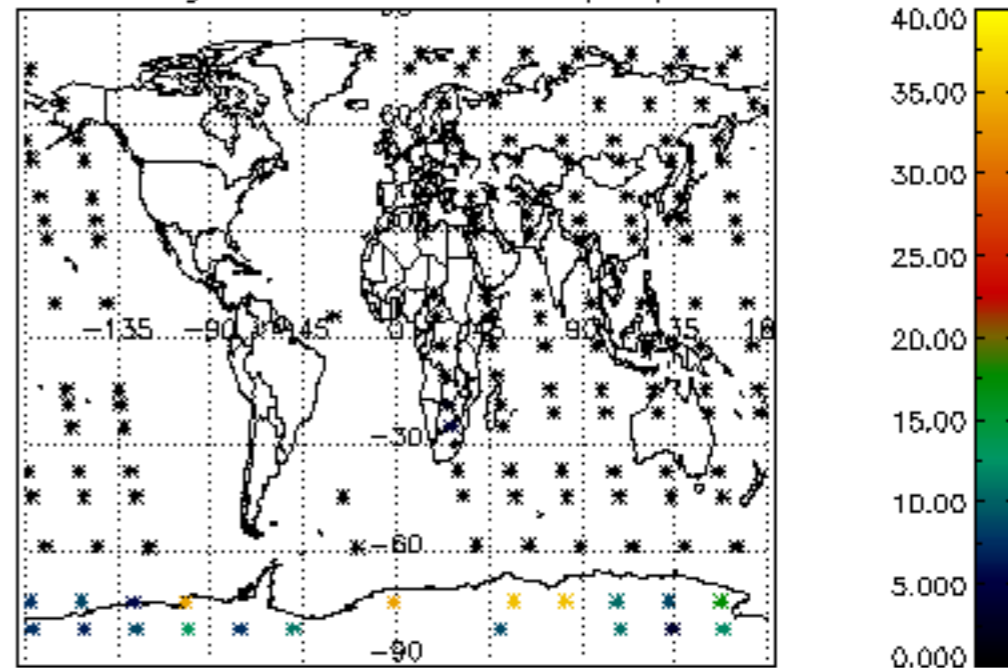
Percentage of datation errors per profile



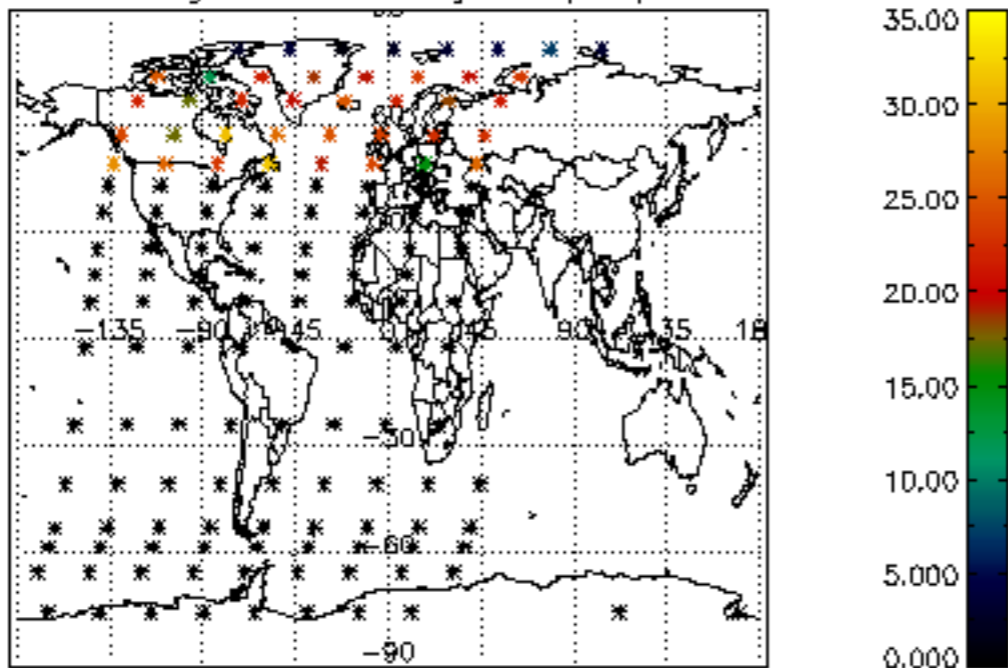
Percentage of star falling outside central band per profile



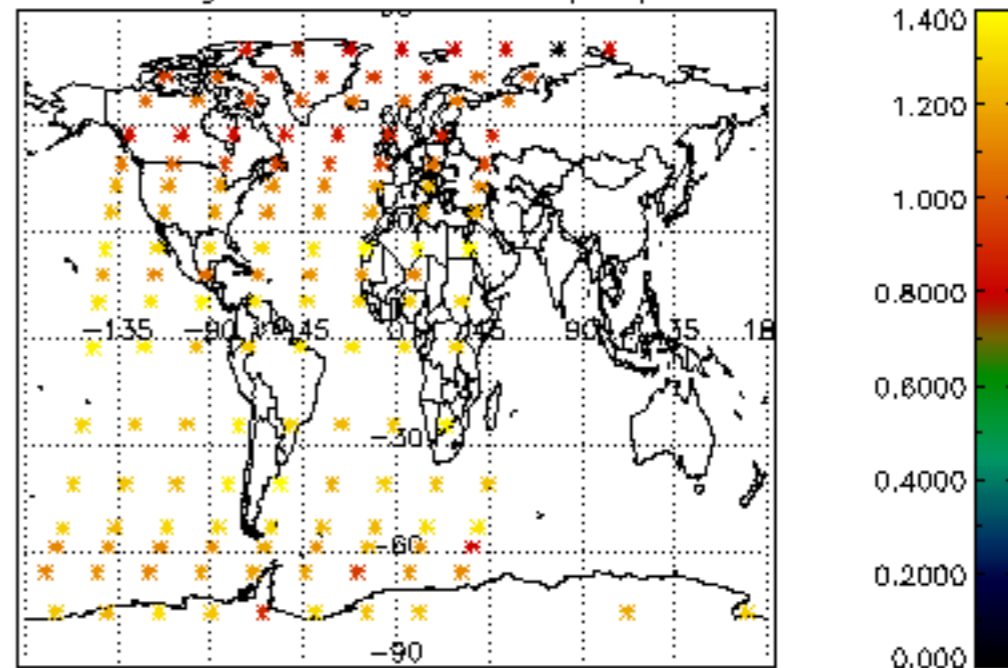
Percentage of saturation errors per profile



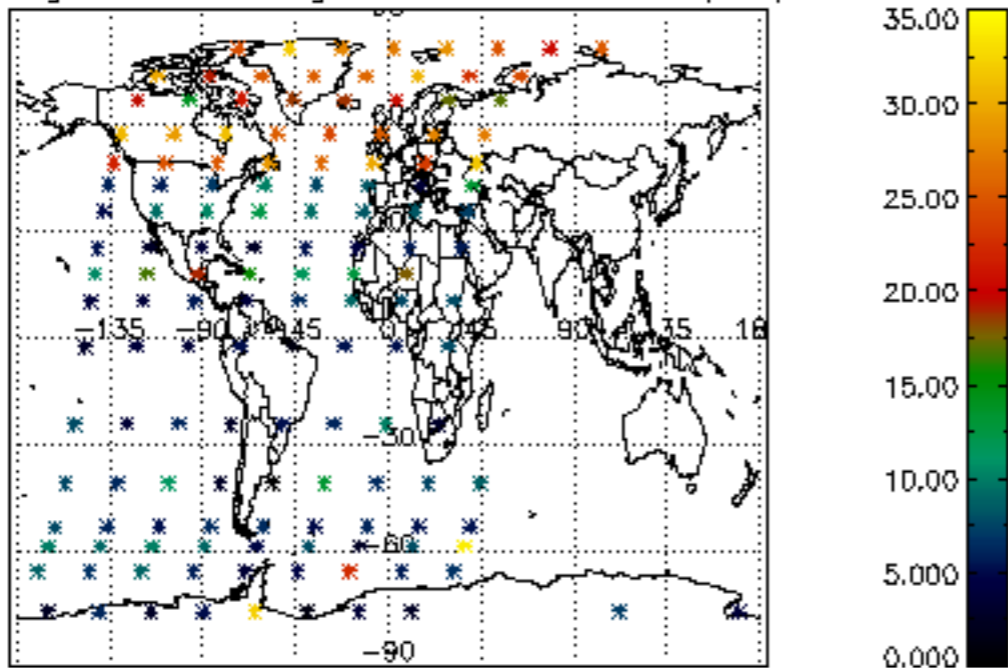
Percentage of cosmic ray hits per profile



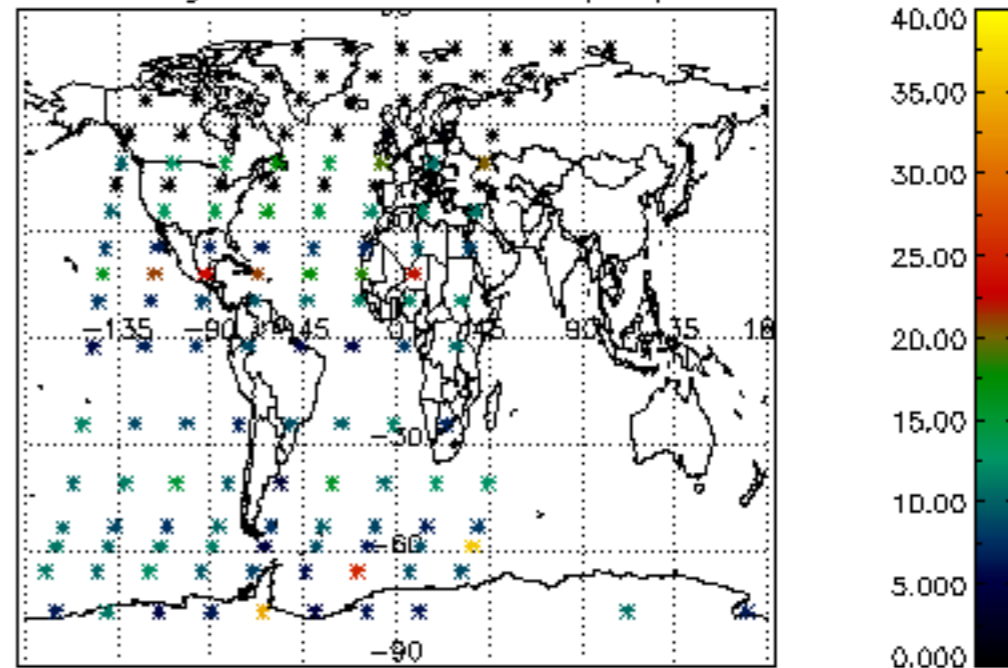
Percentage of datation errors per profile

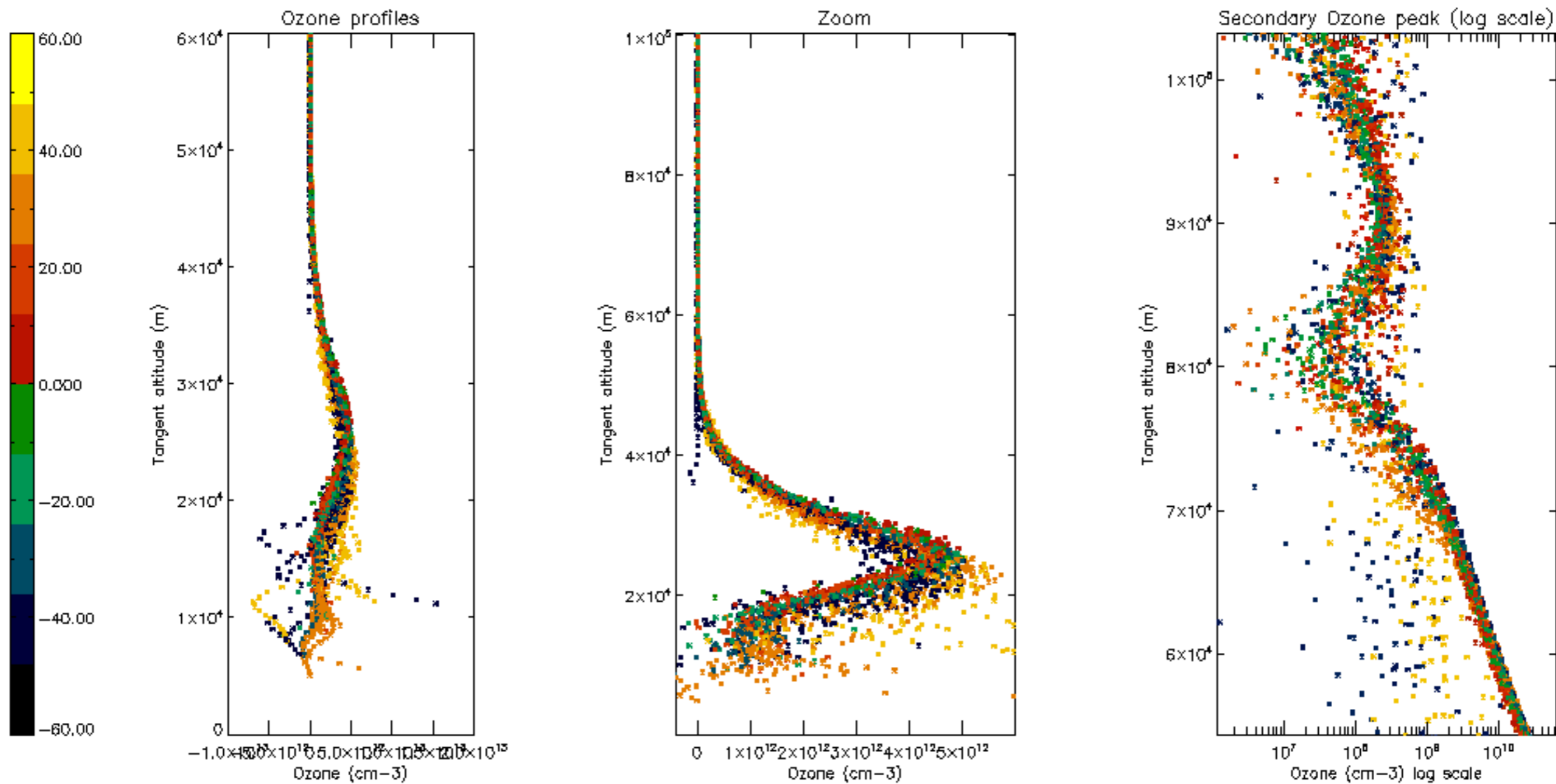


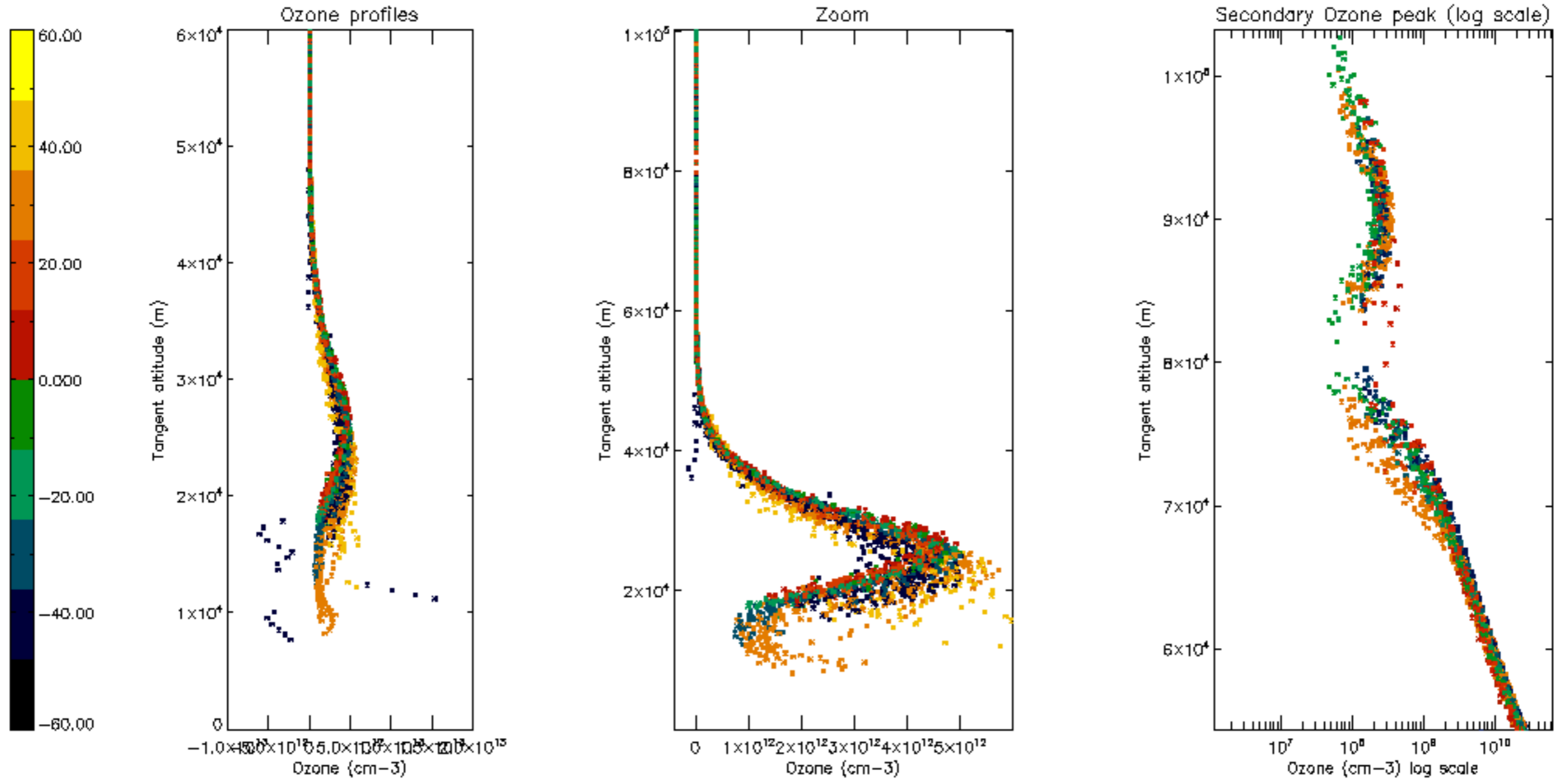
Percentage of star falling outside central band per profile

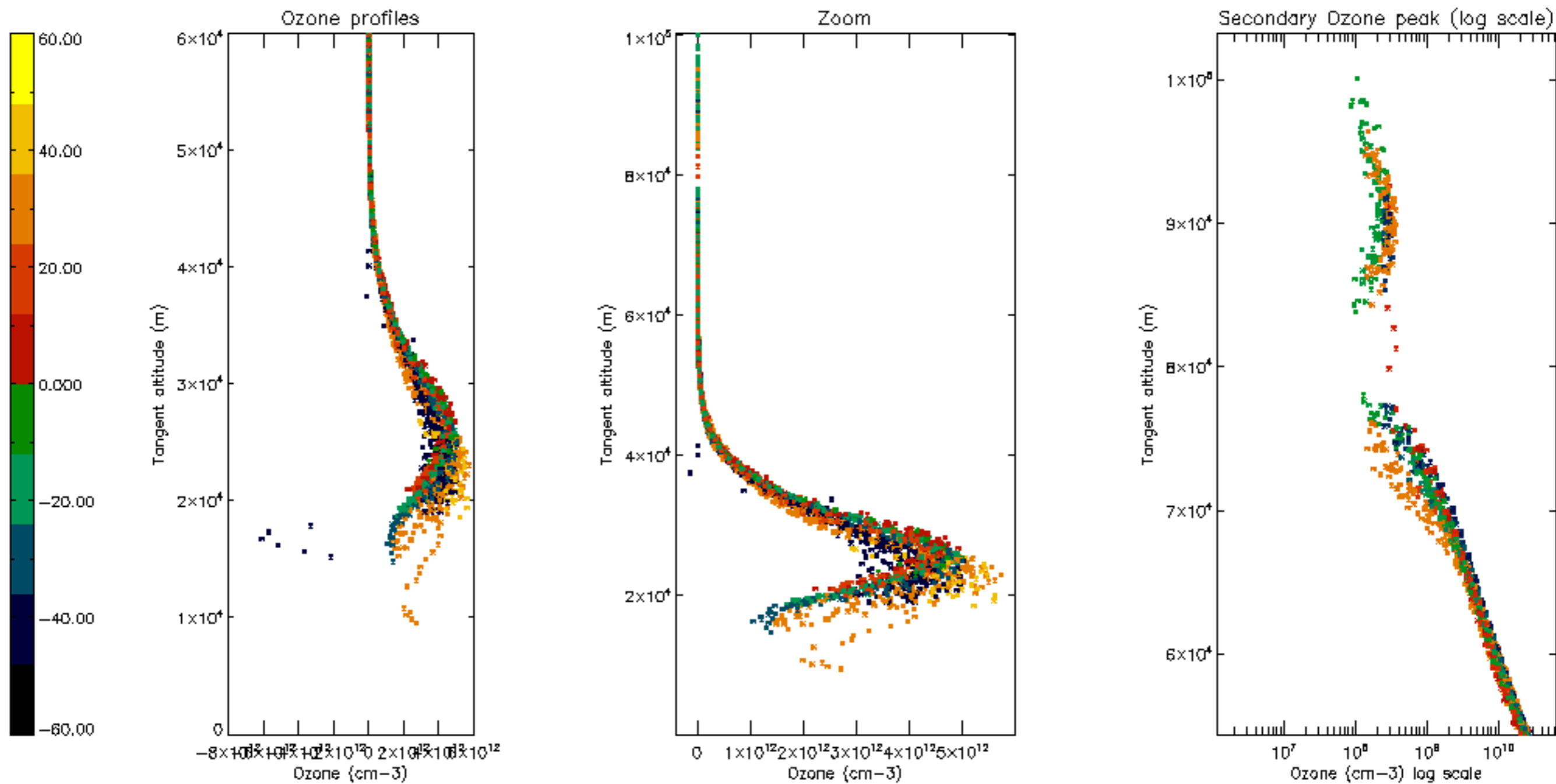


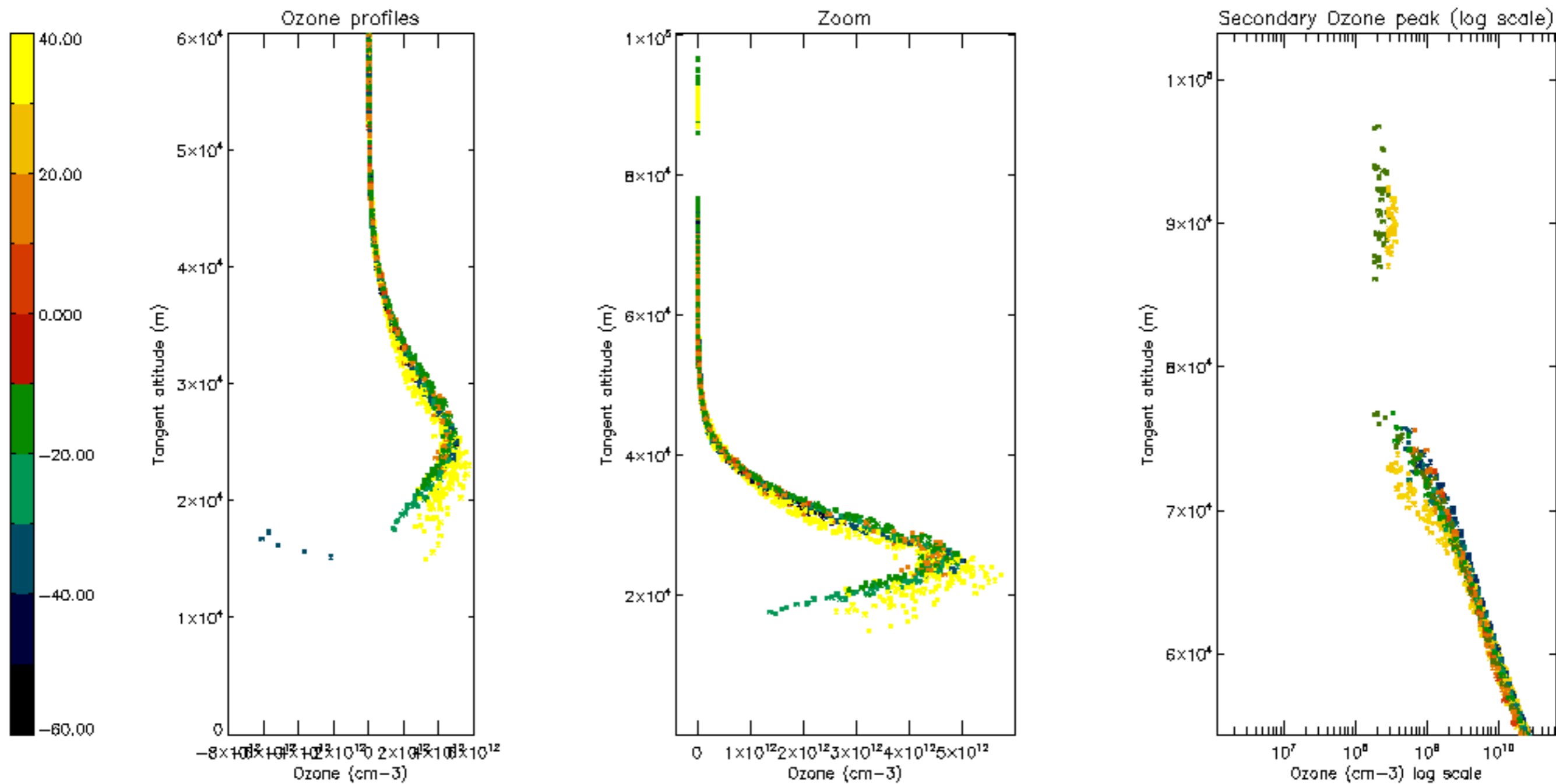
Percentage of saturation errors per profile

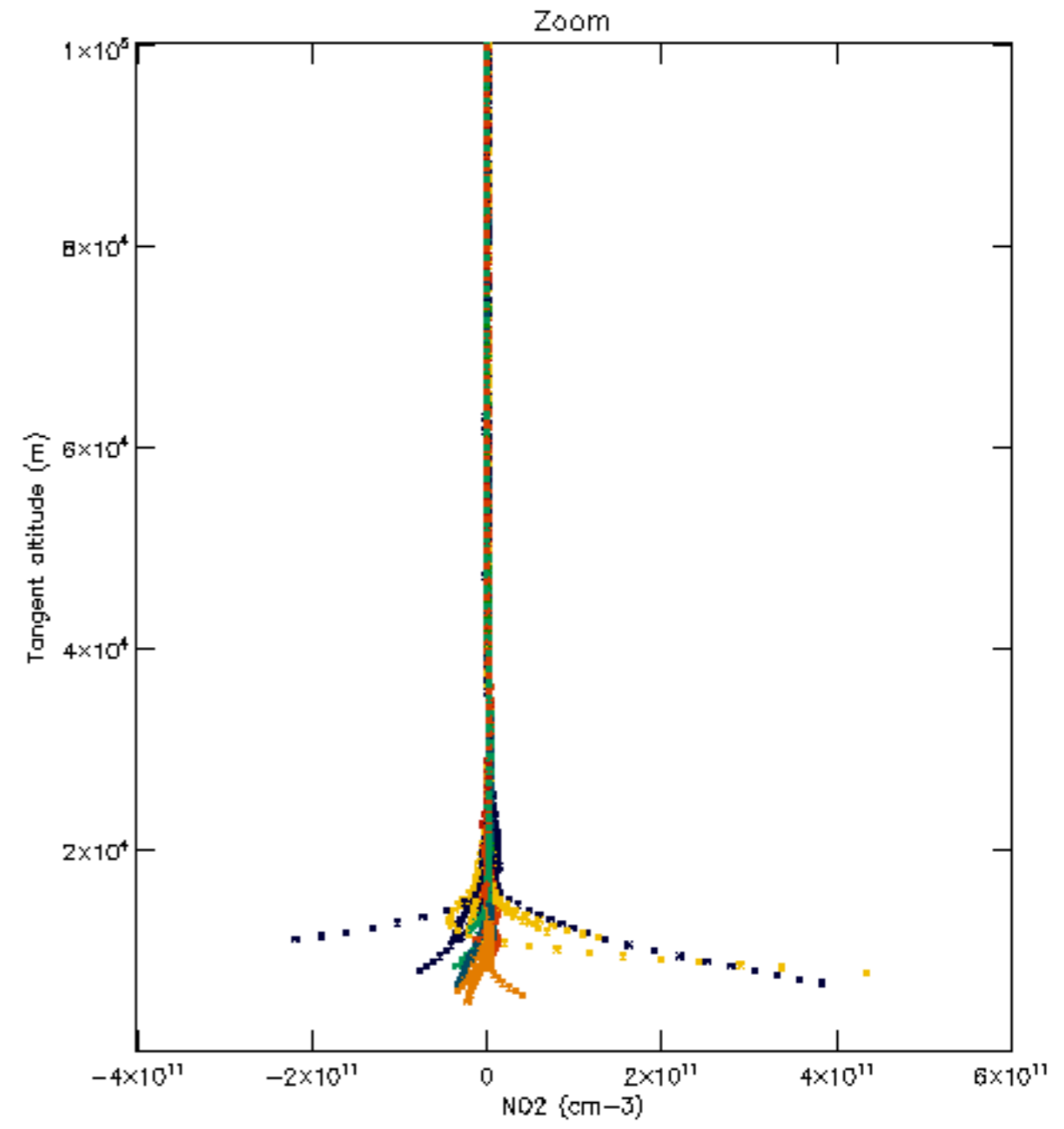
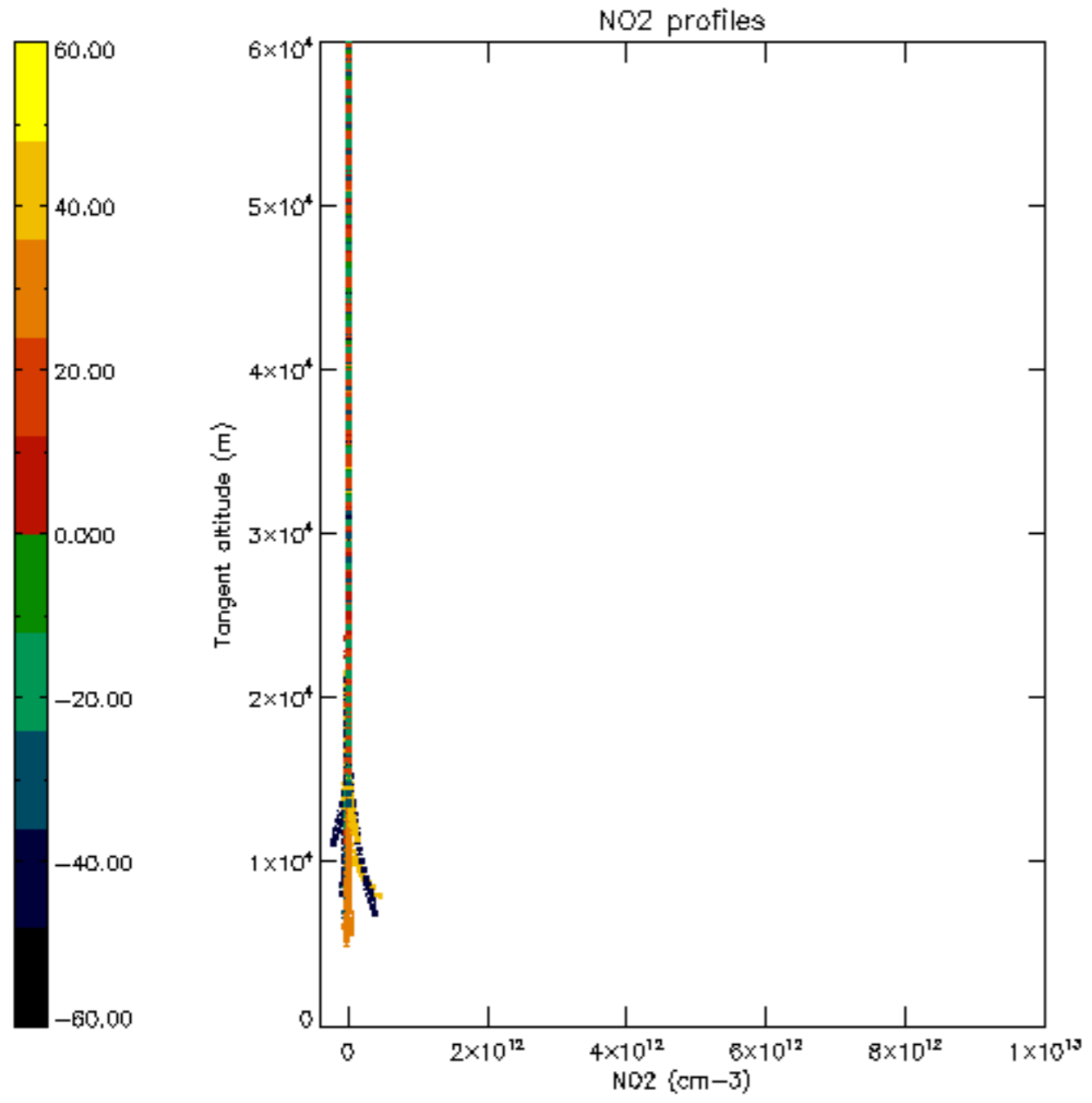


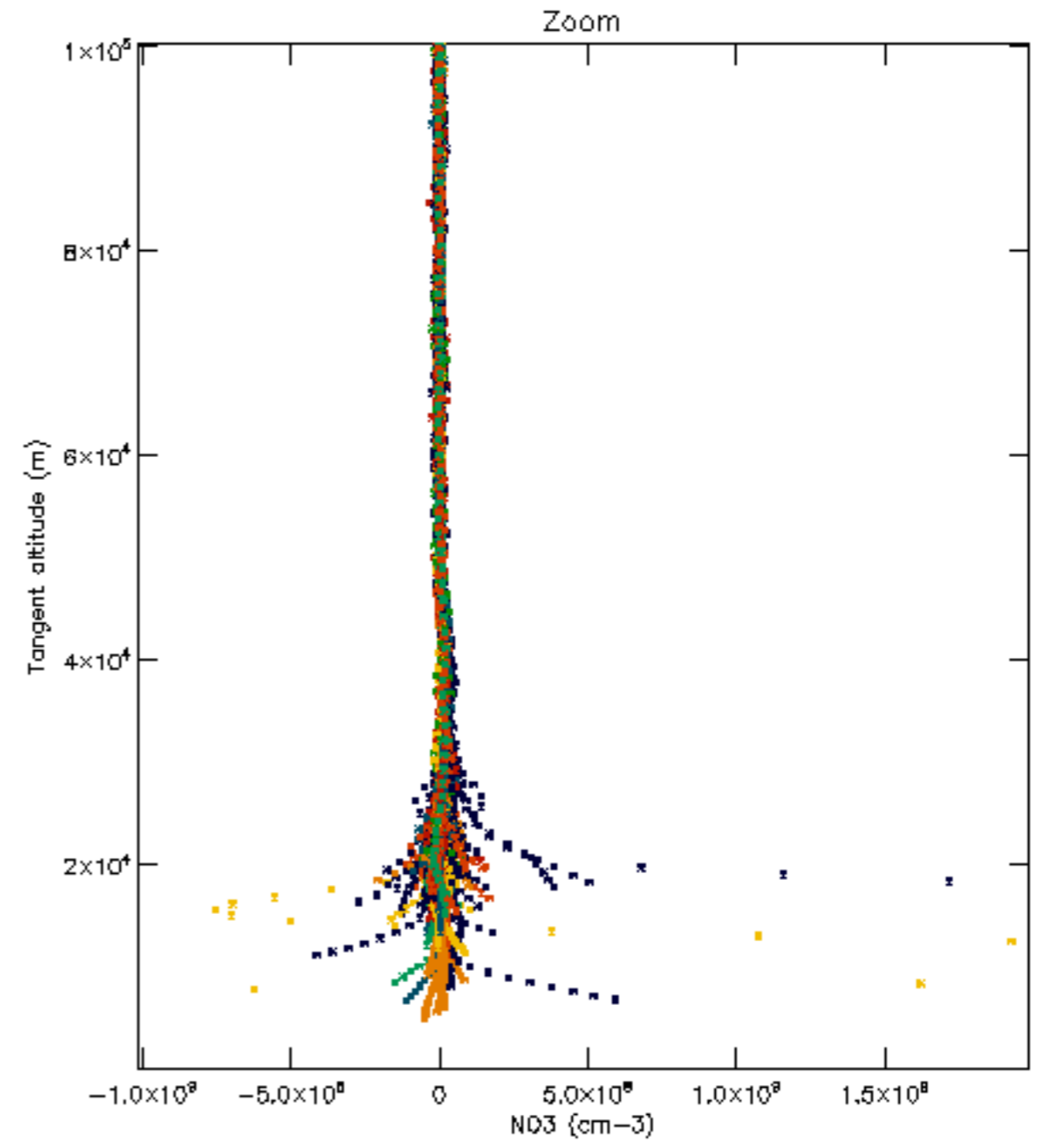
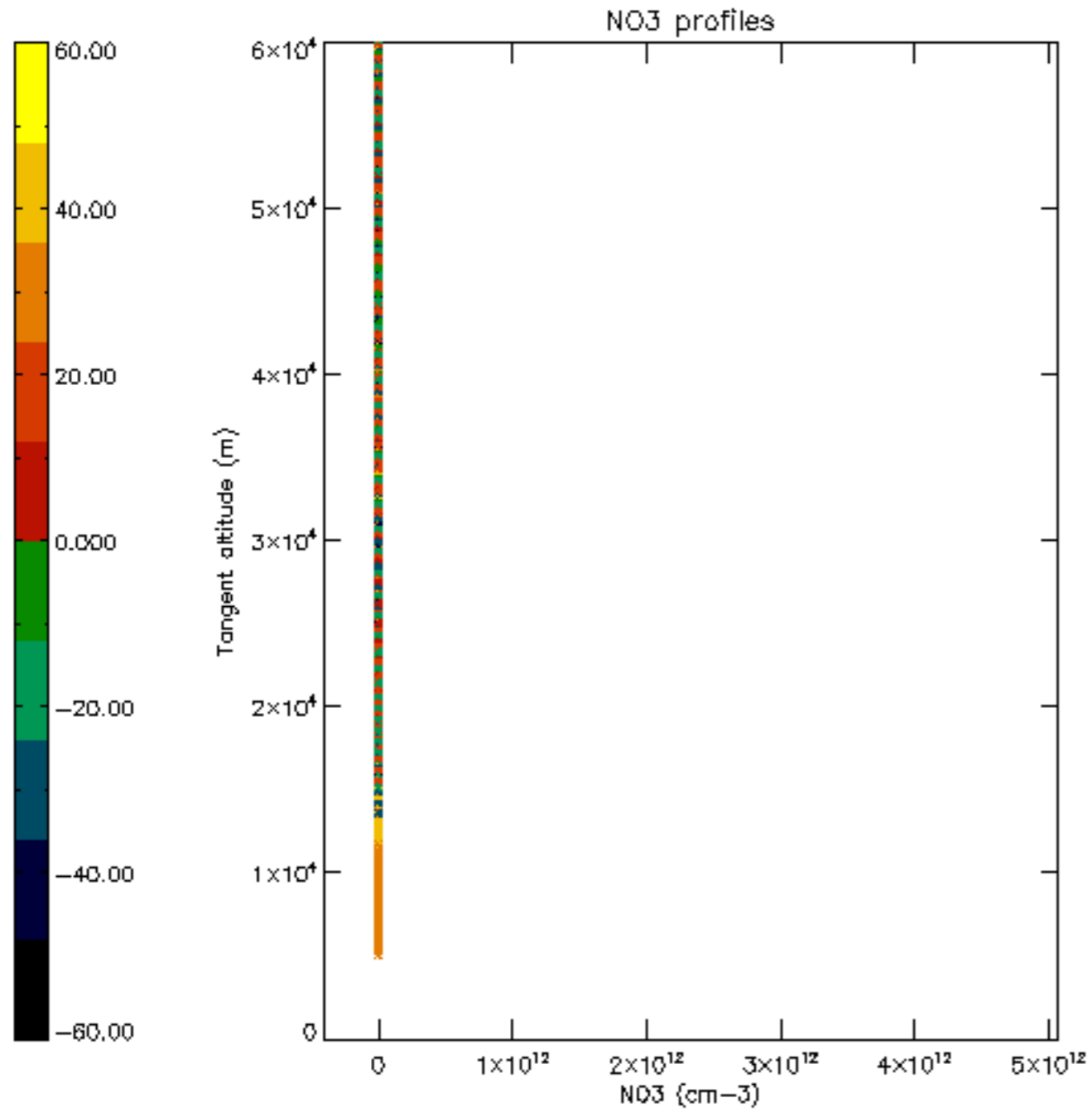


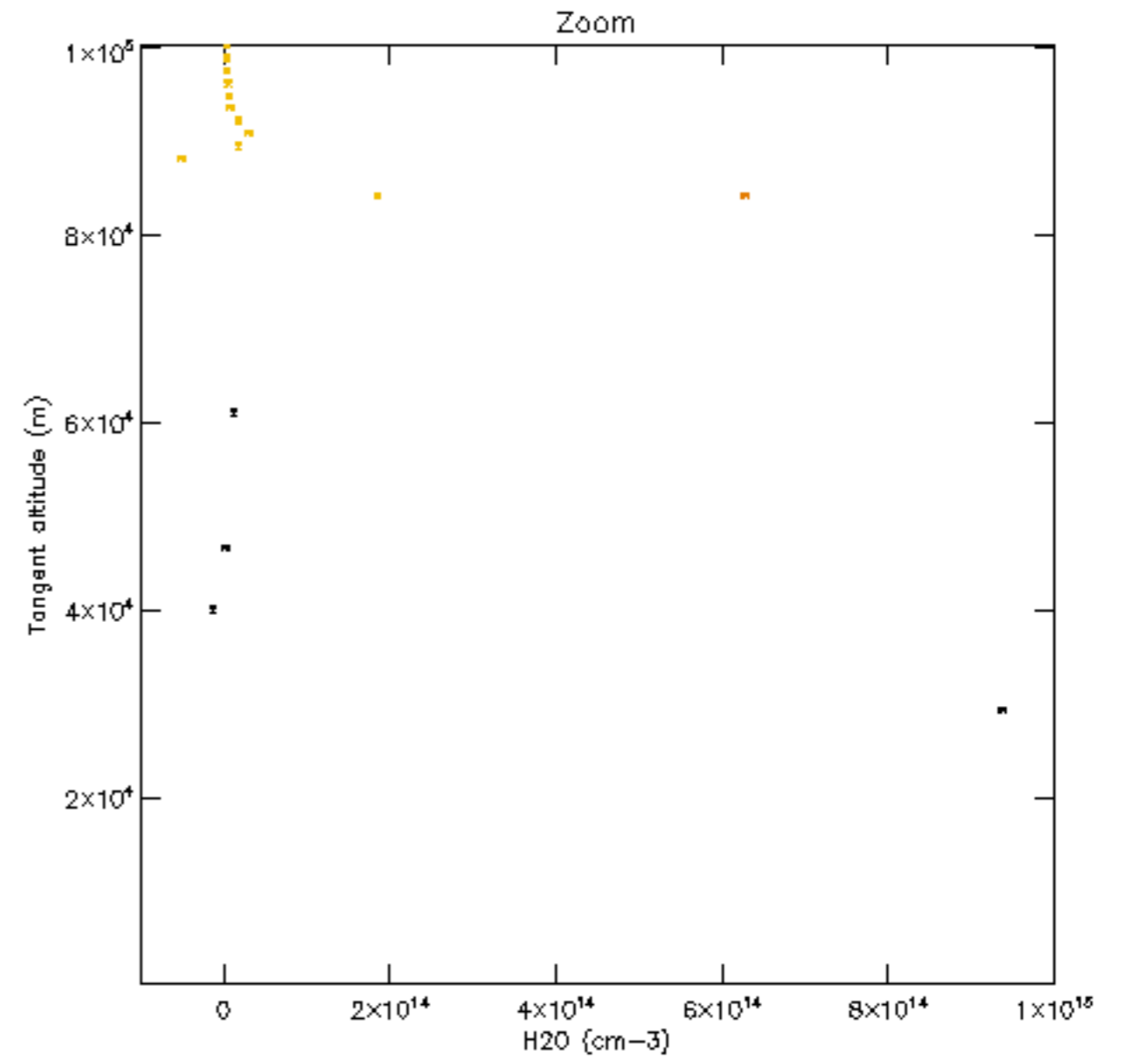
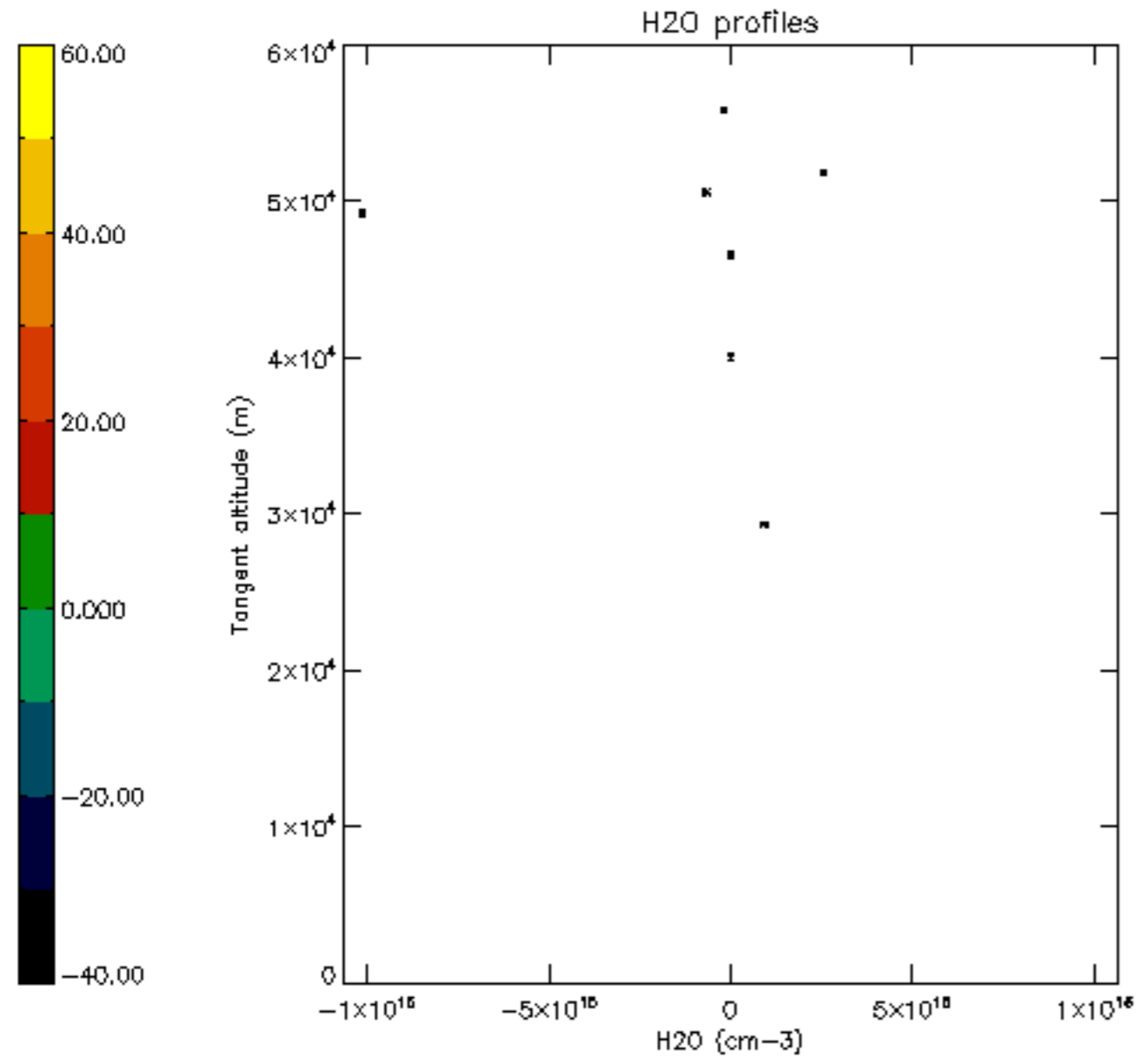


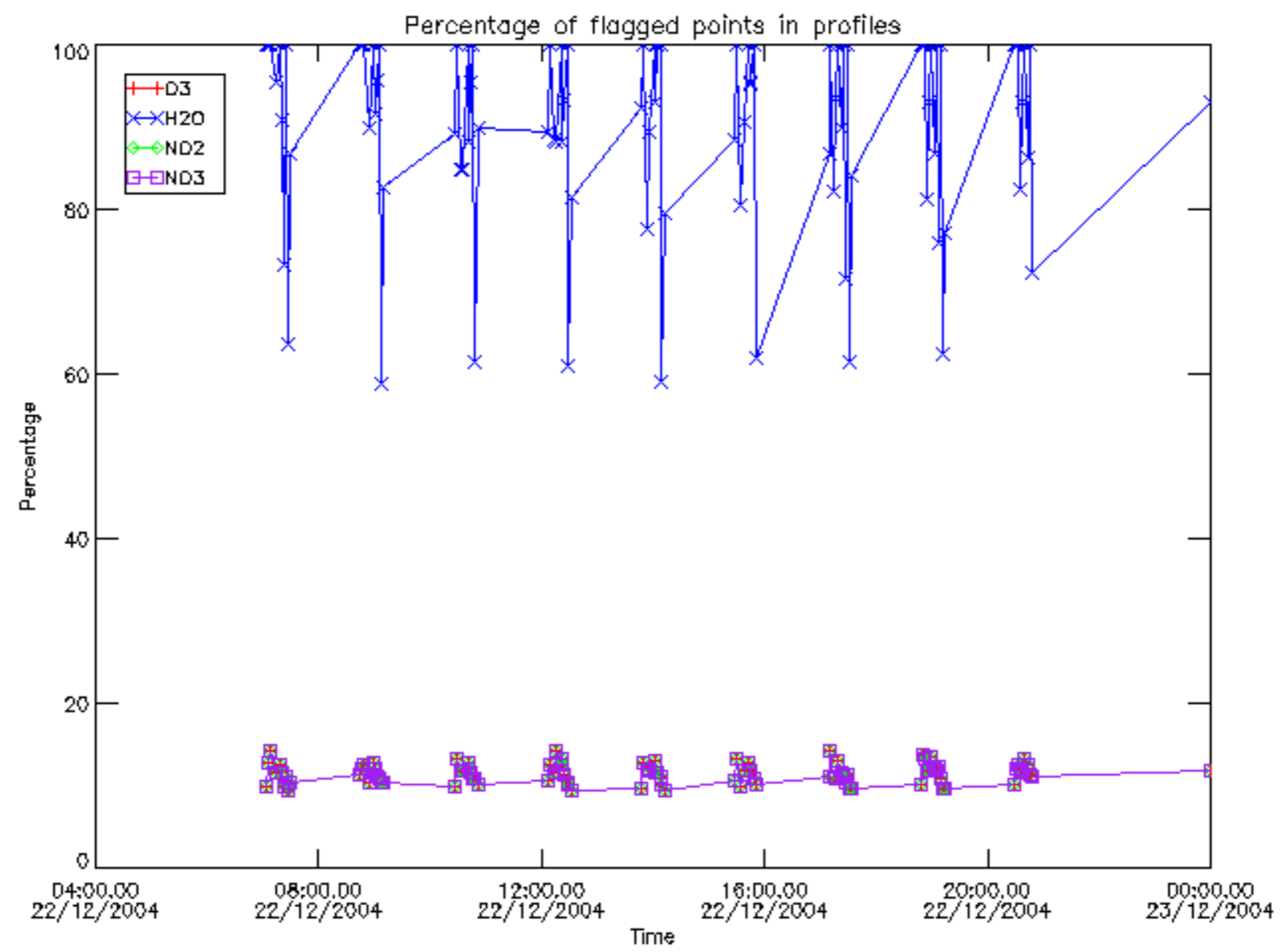




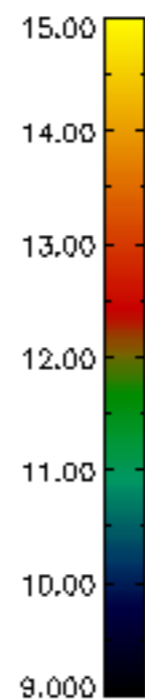
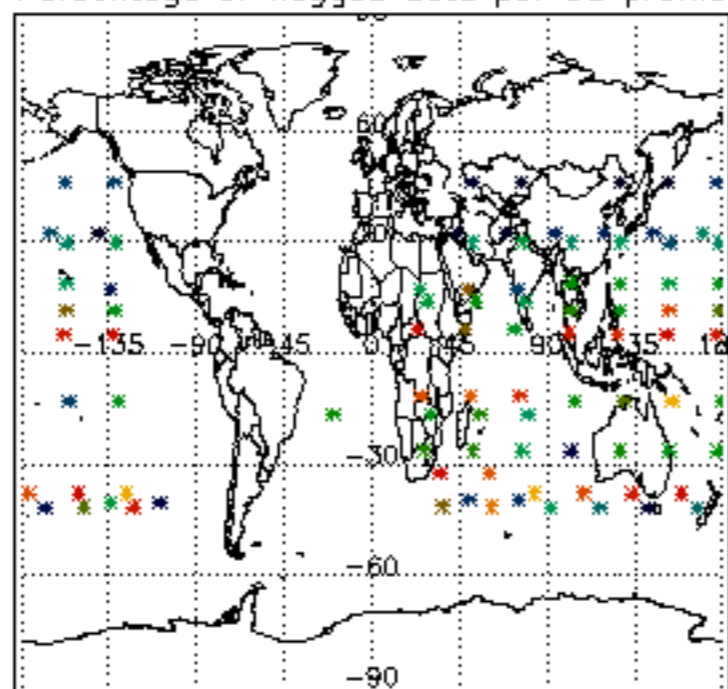




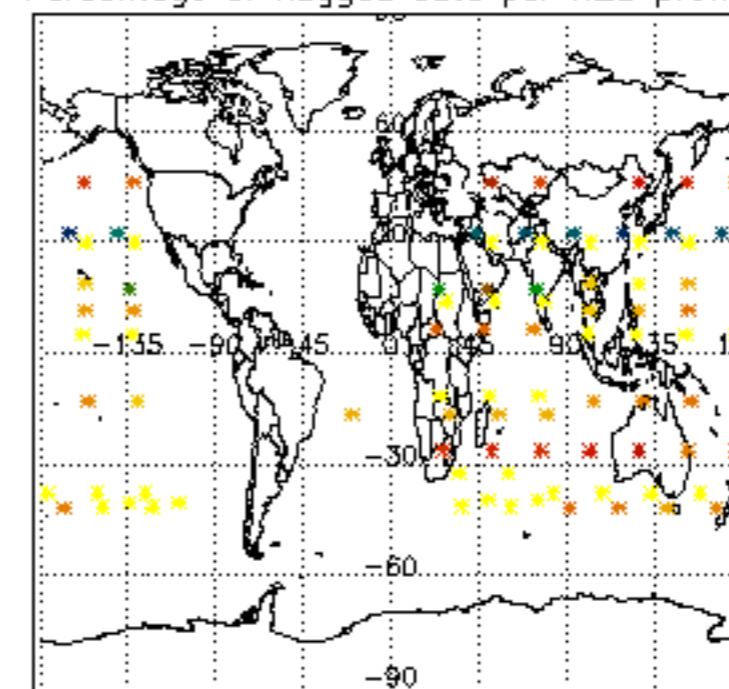




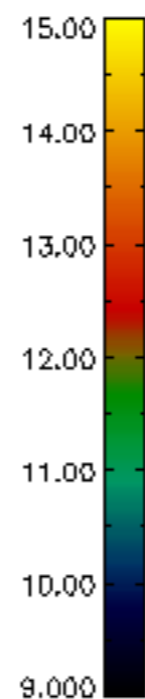
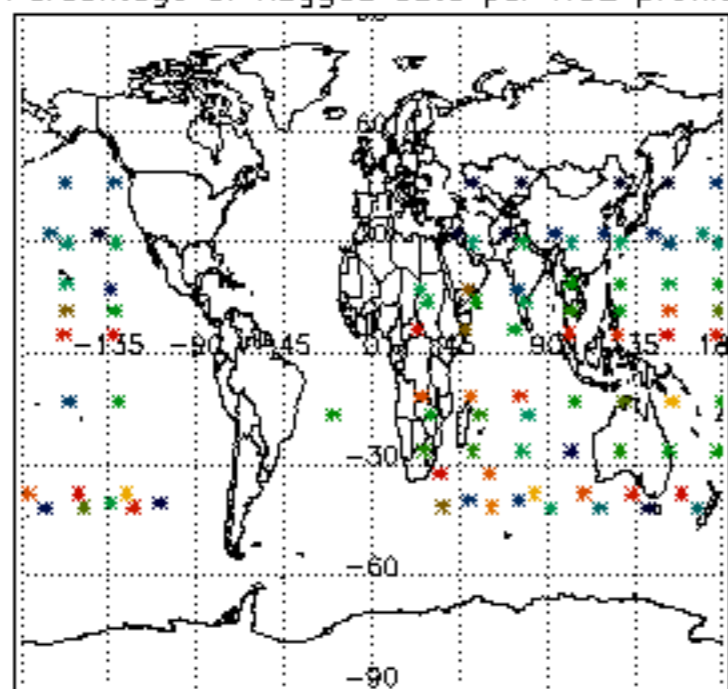
Percentage of flagged data per D3 profile



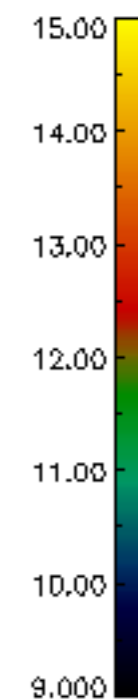
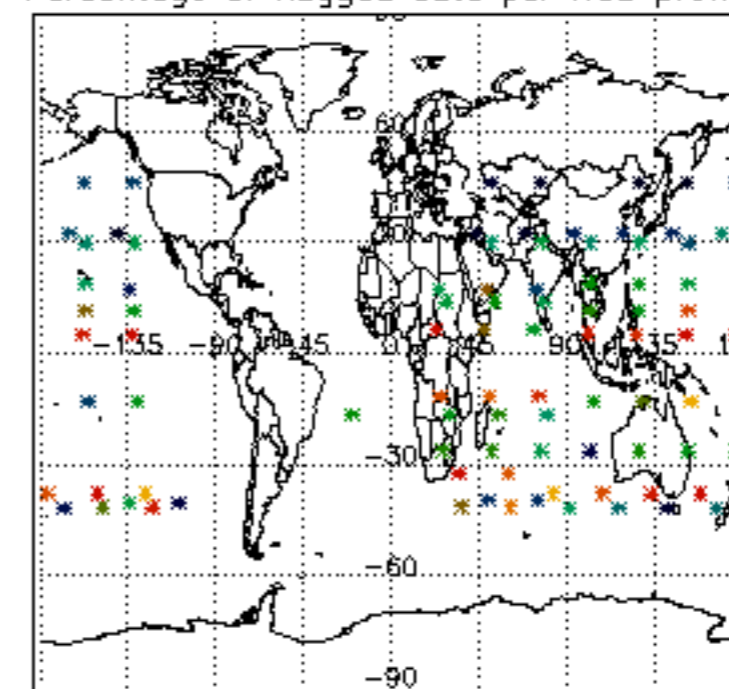
Percentage of flagged data per H2O profile

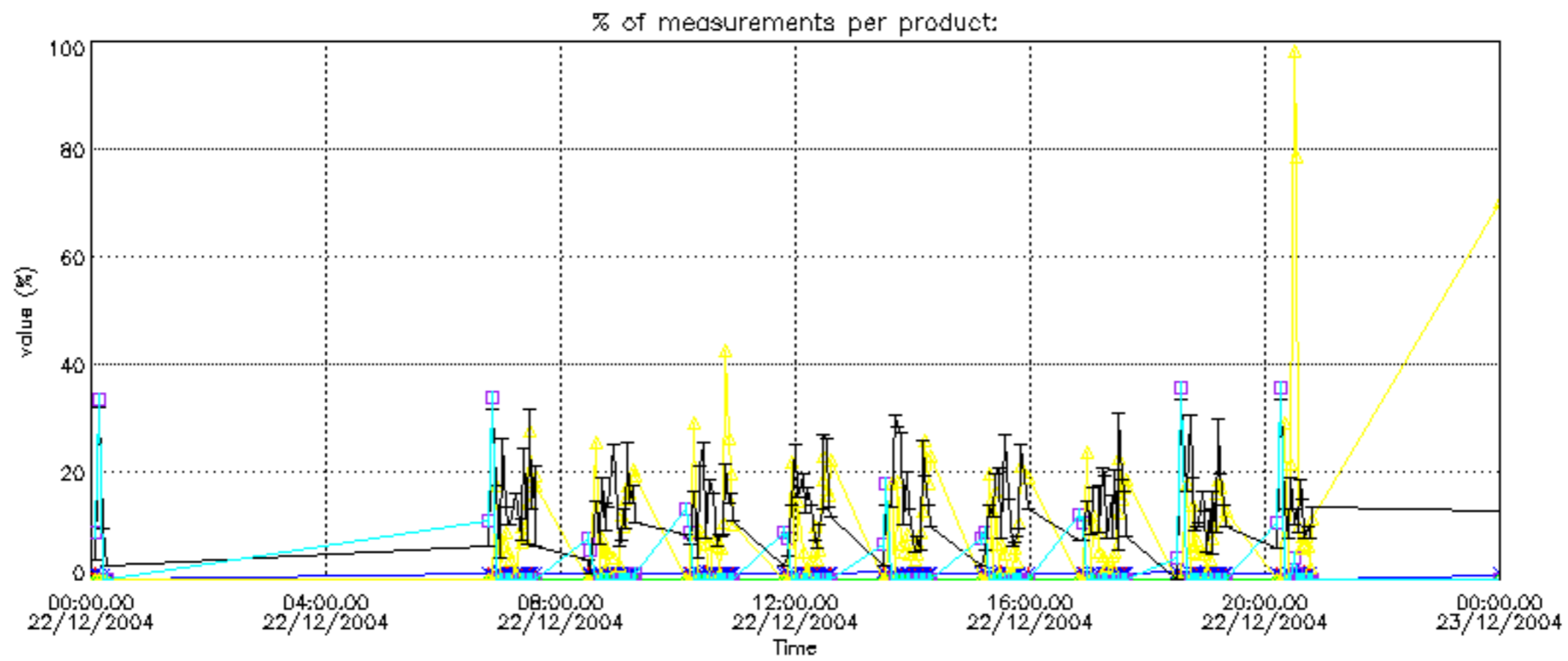
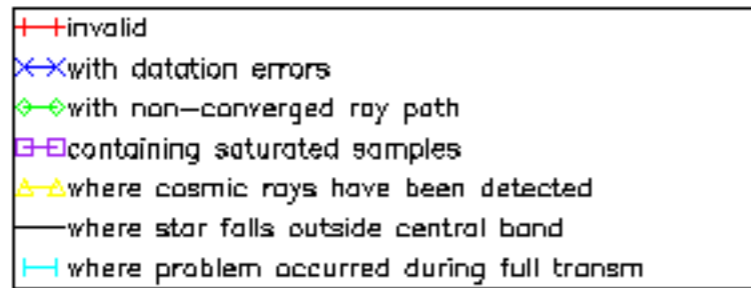


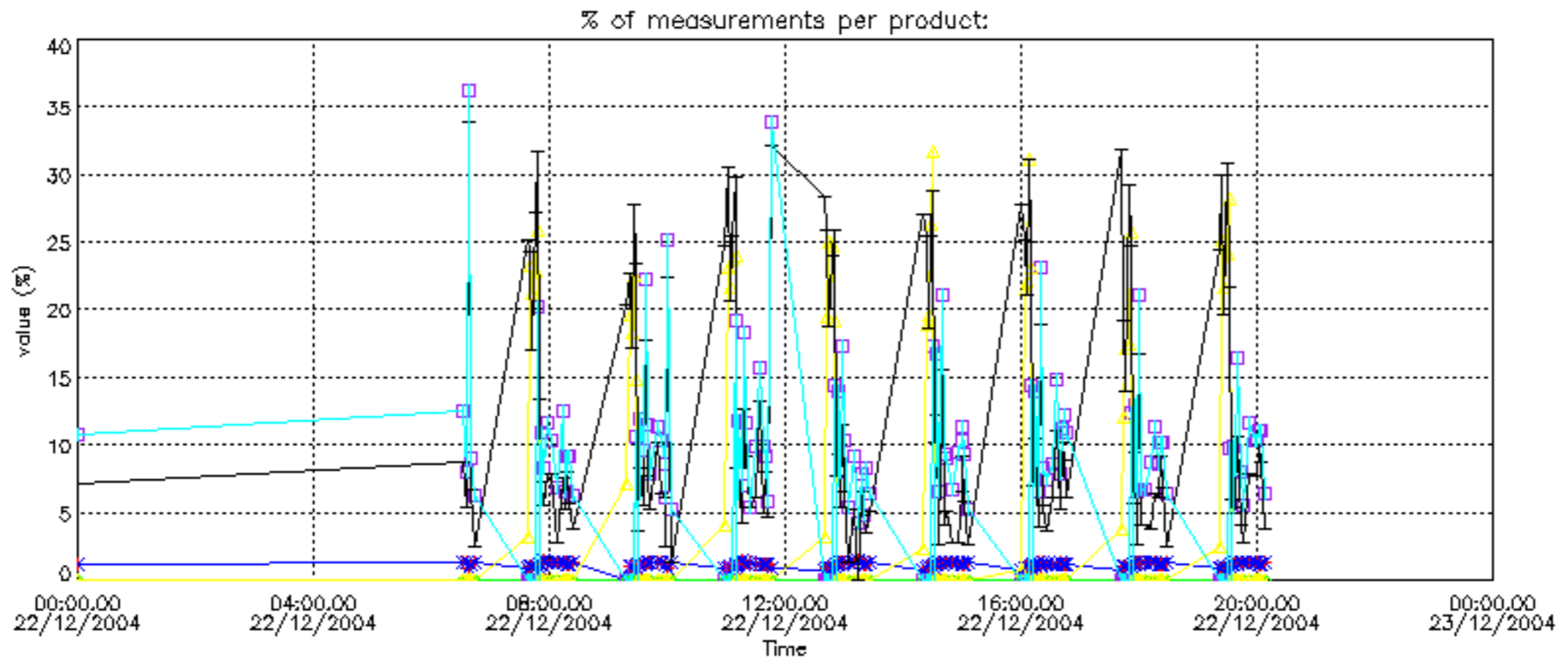
Percentage of flagged data per NO2 profile



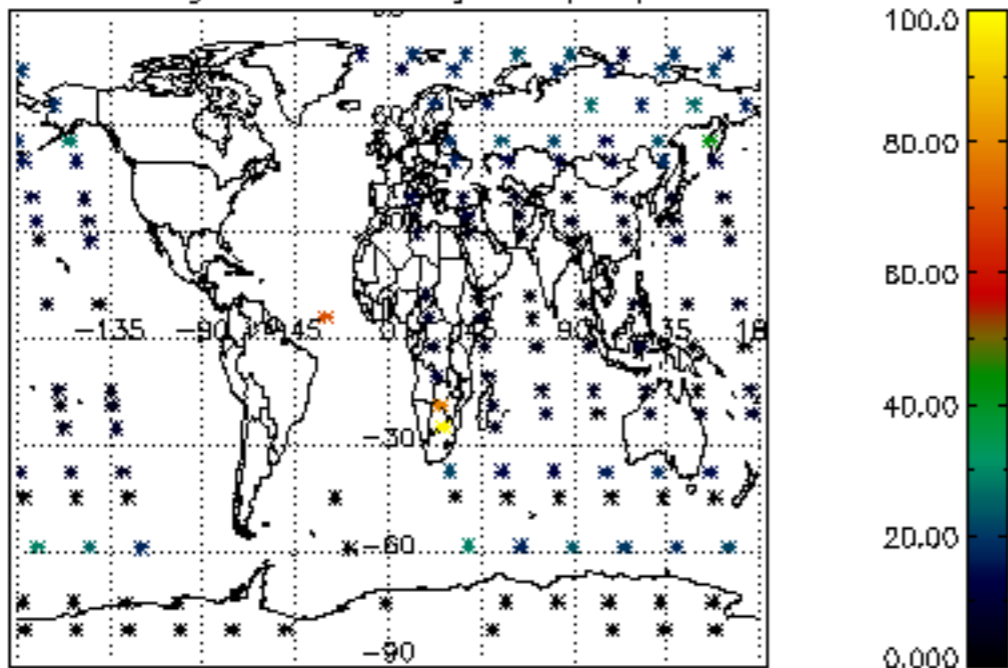
Percentage of flagged data per NO3 profile



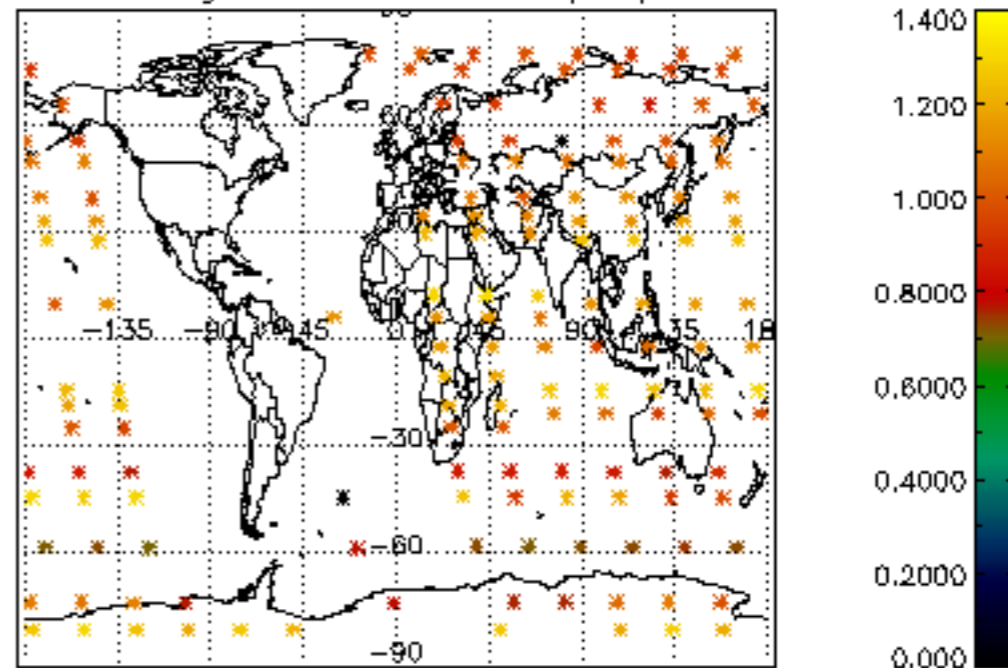




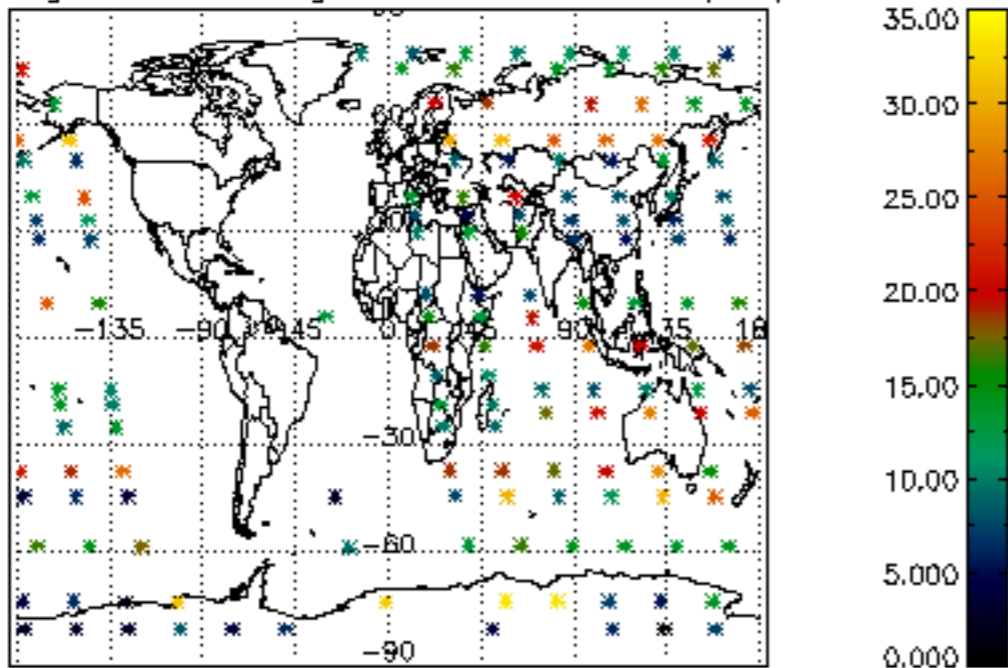
Percentage of cosmic ray hits per profile



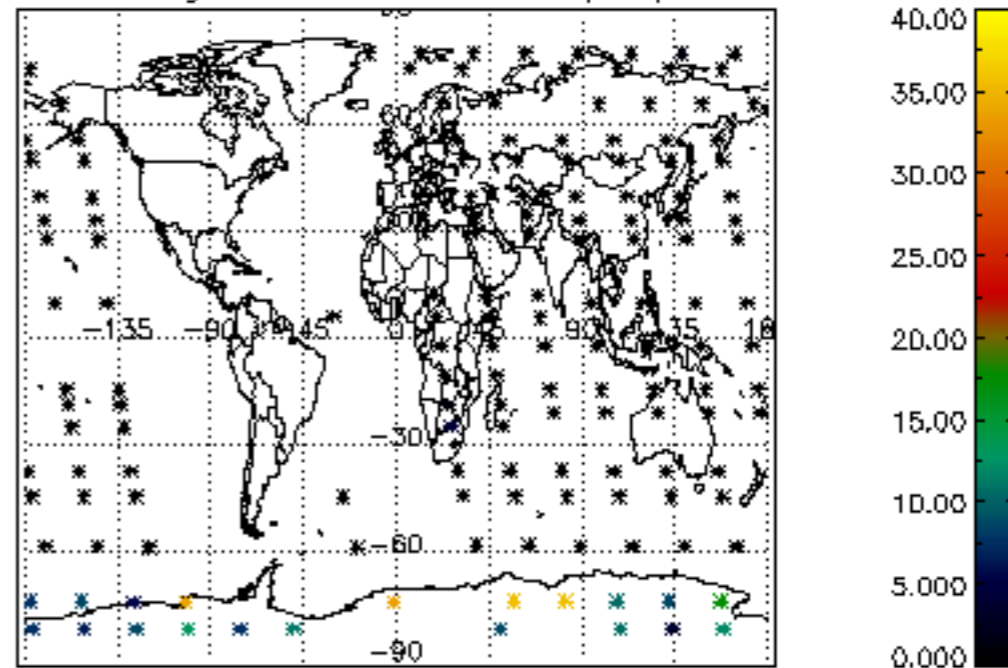
Percentage of datation errors per profile



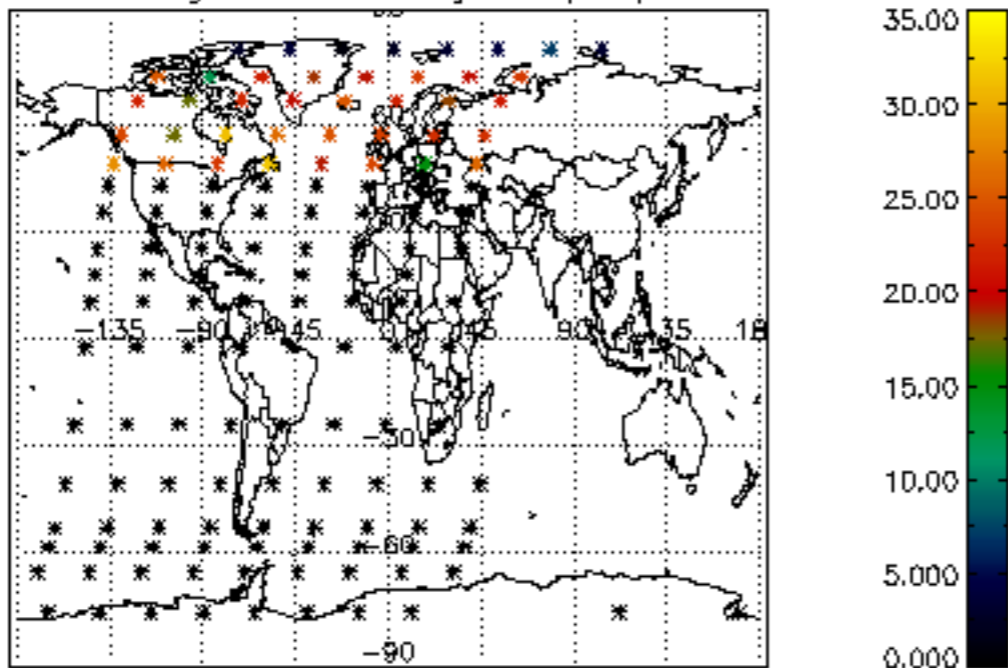
Percentage of star falling outside central band per profile



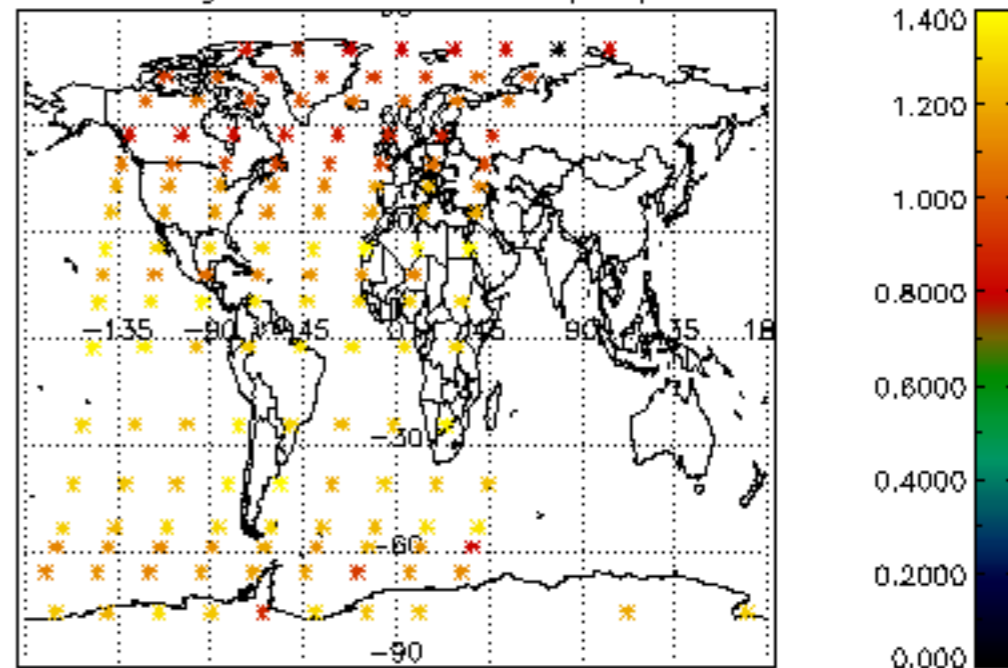
Percentage of saturation errors per profile



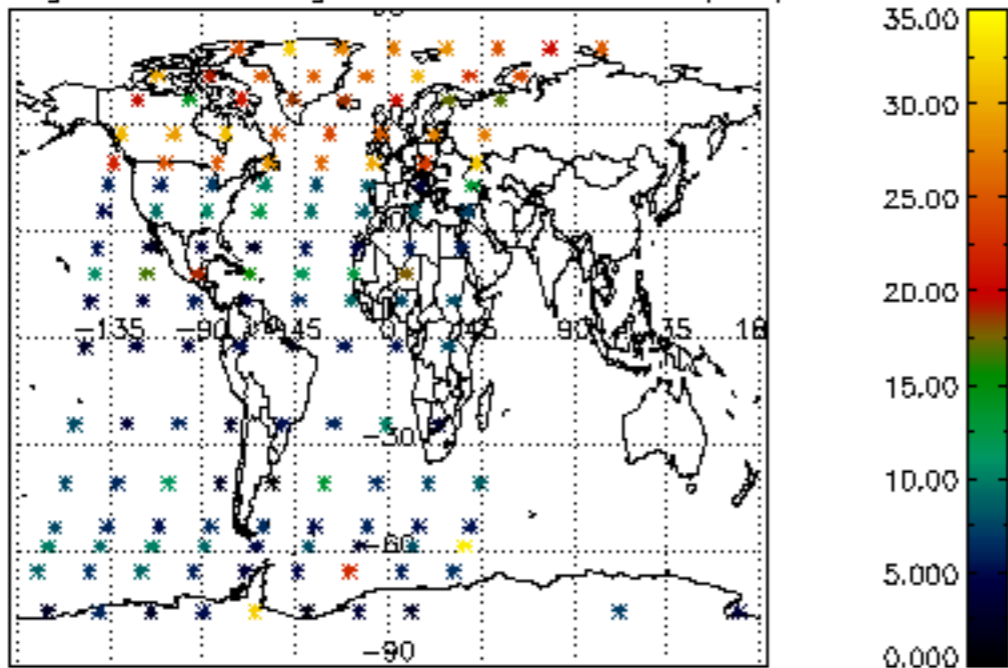
Percentage of cosmic ray hits per profile



Percentage of datation errors per profile



Percentage of star falling outside central band per profile



Percentage of saturation errors per profile

