

GOMOS Level 2 Daily Report

SUMMARY

[1. General Info](#)

[2. Summary of processed GOM_NL_2P products](#)

[3. Level 2 Quality information per product](#)

[3.1 Plot of level 2 quality information per product \(time dependant\)](#)

[3.2 Plot of level 2 quality information per product \(world map\)](#)

[4. Level 1 Quality information per product \(stored on level 2 products\)](#)

[4.1 Plot of level 1 quality information per product \(time dependant\)](#)

[4.1.1 Plot of level 1 quality information per product \(time dependant\): ASCENDING](#)

[4.1.2 Plot of level 1 quality information per product \(time dependant\): DESCENDING](#)

[4.2 Plot of level 1 quality information per product \(world map\)](#)

[4.2.1 Plot of level 1 quality information per product \(world map\): ASCENDING](#)

[4.2.2 Plot of level 1 quality information per product \(world map\): DESCENDING](#)

[5. Ozone profiles based on quality statistics and other trace gas profiles](#)

[5.1 Ozone statistics based on quality of products](#)

[5.2 Plot ozone profiles for all STD \(dark without errors\)](#)

[5.3 Plot ozone profiles where STD < 20% \(dark without errors\)](#)

[5.4. Plot ozone profiles where STD < 10% \(dark without errors\)](#)

[5.5. Plot ozone profiles where STD < 5% \(dark without errors\)](#)

[5.6 Plot NO2 profiles for all STD \(dark without errors\)](#)

[5.7 Plot NO3 profiles for all STD \(dark without errors\)](#)

[5.8 Plot H2O profiles \(only for occultations of stars 1,2,3,4,13,14,16,26,63 dark without errors\) for all STD](#)

[6. Auxiliary Data Files used for the production reported in section 2](#)

This report presents the daily analysis on parameters extracted from GOMOS level 2 data (GOM_NL__2P). It is intended to monitor some important parameters that will impact the quality of these products. A list of level 2 products (and content) that have arrived during the reporting day to the PCF is also given.

Item	Value
Time of report generation	22APR2013 10:36:53
Data source version	GOMOS/6.01
Start time of products	21-12-2004 (21DEC2004 00:00:00)
Stop time of products	22-12-2004 (22DEC2004 00:00:00)
Store outputs in DB	Yes
Nb of level 2 prods	372
Nb of prods with errors	1

2. Summary of processed GOM_NL__2P products.

Nr	Filename	UTC Start time	Limb	Duration	Star Id	Star Name	Star Mag	Star Temp	Nb Meas	Orbit	Prod. error
1	GOM_NL__2PRFIN20041221_000027_000000442033_00102_14685_8260.N1	21-DEC-2004 00:00:27	Bright	43.500	28	12Bet Tau	1.6500	15200.	87	14685	No
2	GOM_NL__2PRFIN20041221_000313_000000382033_00102_14685_8261.N1	21-DEC-2004 00:03:13	Bright	37.500	149	45Eps Per	2.8880	30000.	75	14685	No
3	GOM_NL__2PRFIN20041221_000528_000000352033_00102_14685_8262.N1	21-DEC-2004 00:05:28	Bright	35.000	175	39Del Per	3.0100	19400.	70	14685	No
4	GOM_NL__2PRFIN20041221_000721_000000362033_00102_14685_8263.N1	21-DEC-2004 00:07:21	Bright	36.000	160	23Gam Per	2.9300	4700.0	72	14685	No
5	GOM_NL__2PRFIN20041221_001049_000000382033_00102_14685_8264.N1	21-DEC-2004 00:10:49	Bright	38.000	110	37Del Cas	2.6780	8900.0	76	14685	No
6	GOM_NL__2PRFIN20041221_001706_000000372033_00102_14685_8265.N1	21-DEC-2004 00:17:06	Bright	36.500	49	1Alp UMi	1.9900	6300.0	73	14685	No
7	GOM_NL__2PRFIN20041221_002146_000000392033_00102_14685_8266.N1	21-DEC-2004 00:21:46	Bright	39.000	60	7Bet UMi	2.0810	3950.0	78	14685	No
8	GOM_NL__2PRFIN20041221_002512_000000382033_00102_14685_8267.N1	21-DEC-2004 00:25:12	Bright	38.000	119	14Eta Dra	2.7270	4700.0	76	14685	No
9	GOM_NL__2PRFIN20041221_002653_000000432033_00102_14685_8268.N1	21-DEC-2004 00:26:53	Bright	43.000	55	79Zet UMa	2.0600	10200.	86	14685	No
10	GOM_NL__2PRFIN20041221_002855_000000432033_00102_14685_8269.N1	21-DEC-2004 00:28:55	Bright	43.000	39	85Eta UMa	1.8540	24000.	86	14685	No
11	GOM_NL__2PRFIN20041221_003227_000000412033_00102_14685_8270.N1	21-DEC-2004 00:32:27	Bright	41.000	180	27Gam Boo	3.0400	8000.0	82	14685	No
12	GOM_NL__2PRFIN20041221_003548_000000392033_00102_14685_8271.N1	21-DEC-2004 00:35:48	Bright	38.500	83		2.3780	11000.	77	14685	No
13	GOM_NL__2PRFIN20041221_003920_000000642033_00102_14685_8272.N1	21-DEC-2004 00:39:20	Bright	63.500	111	8Eta Boo	2.6800	6000.0	127	14685	No
14	GOM_NL__2PRFIN20041221_022427_000000632033_00103_14686_7419.N1	21-DEC-2004 02:24:27	Dark	62.500	138	47Eps Vir	2.8280	4700.0	125	14686	Yes
15	GOM_NL__2PRFIN20041221_022836_000000542033_00103_14686_7420.N1	21-DEC-2004 02:28:36	Bright	54.000	122	9Alp2Lib	2.7470	9700.0	108	14686	No
16	GOM_NL__2PRFIN20041221_023027_000000602033_00103_14686_7421.N1	21-DEC-2004 02:30:27	Twilight	60.000	15	67Alp Vir	0.97600	28000.	120	14686	No
17	GOM_NL__2PRFIN20041221_023356_000000552033_00103_14686_7422.N1	21-DEC-2004 02:33:56	Dark	55.000	169	46Gam Hya	2.9910	4700.0	110	14686	No
18	GOM_NL__2PRFIN20041221_023553_000000402033_00103_14686_7423.N1	21-DEC-2004 02:35:53	Dark	40.000	81	Eta Cen	2.3560	28000.	80	14686	No
19	GOM_NL__2PRFIN20041221_023704_000000392033_00103_14686_7424.N1	21-DEC-2004 02:37:04	Dark	38.500	78	Alp Lup	2.3040	28000.	77	14686	No
20	GOM_NL__2PRFIN20041221_024032_000000502033_00103_14686_7425.N1	21-DEC-2004 02:40:32	Dark	49.500	4	Alp1Cen	-0.010000	5800.0	99	14686	No
21	GOM_NL__2PRFIN20041221_024351_000000422033_00104_14687_7419.N1	21-DEC-2004 02:43:51	Dark	42.000	12	Alp1Cru	0.77500	30000.	84	14687	No
22	GOM_NL__2PRFIN20041221_024849_000000402033_00104_14687_7420.N1	21-DEC-2004 02:48:49	Dark	40.000	159	Ups Car	2.9200	7200.0	80	14687	No
23	GOM_NL__2PRFIN20041221_025017_000000502033_00104_14687_7421.N1	21-DEC-2004 02:50:17	Dark	50.000	71	Iot Car	2.2460	7700.0	100	14687	No
24	GOM_NL__2PRFIN20041221_025207_000000482033_00104_14687_7422.N1	21-DEC-2004 02:52:07	Dark	48.000	41	Eps Car	1.8600	4100.0	96	14687	No
25	GOM_NL__2PRFIN20041221_025504_000000492033_00104_14687_7423.N1	21-DEC-2004 02:55:04	Dark	49.000	34	Gam2Vel	1.7930	23000.	98	14687	No
26	GOM_NL__2PRFIN20041221_025648_000000542033_00104_14687_7424.N1	21-DEC-2004 02:56:48	Dark	54.000	2	Alp Car	-0.73600	7000.0	108	14687	No
27	GOM_NL__2PRFIN20041221_025943_000000552033_00104_14687_7425.N1	21-DEC-2004 02:59:43	Dark	55.000	117	Pi Pup	2.7060	3800.0	110	14687	No
28	GOM_NL__2PRFIN20041221_030249_000000552033_00104_14687_7426.N1	21-DEC-2004 03:02:49	Straylight	55.000	23	21Eps CMa	1.5020	26000.	110	14687	No
29	GOM_NL__2PRFIN20041221_030431_000000542033_00104_14687_7427.N1	21-DEC-2004 03:04:31	Straylight	53.500	179	24Omi2CMa	3.0320	24000.	107	14687	No
30	GOM_NL__2PRFIN20041221_030719_000000662033_00104_14687_7428.N1	21-DEC-2004 03:07:19	Straylight	65.500	1	9Alp CMa	-1.4400	11000.	131	14687	No
31	GOM_NL__2PRFIN20041221_031029_000000512033_00104_14687_7429.N1	21-DEC-2004 03:10:29	Straylight	50.500	7	19Bet Ori	0.10000	14000.	101	14687	No
32	GOM_NL__2PRFIN20041221_031234_000000482033_00104_14687_7430.N1	21-DEC-2004 03:12:34	Straylight	48.000	30	46Eps Ori	1.6940	30000.	96	14687	No
33	GOM_NL__2PRFIN20041221_031528_000000622033_00104_14687_7431.N1	21-DEC-2004 03:15:28	Twilight	62.000	14	58Alp Ori	0.87000	3000.0	124	14687	No
34	GOM_NL__2PRFIN20041221_031744_000000522033_00104_14687_7432.N1	21-DEC-2004 03:17:44	Twilight	52.000	13	87Alp Tau	0.86700	3800.0	104	14687	No
35	GOM_NL__2PRFIN20041221_031931_000000462033_00104_14687_7433.N1	21-DEC-2004 03:19:31	Bright	45.500	176	23Zet Tau	3.0200	22000.	91	14687	No
36	GOM_NL__2PRFIN20041221_032138_000000442033_00104_14687_7434.N1	21-DEC-2004 03:21:38	Bright	44.000	28	12Bet Tau	1.6500	15200.	88	14687	No
37	GOM_NL__2PRFIN20041221_032425_000000372033_00104_14687_7435.N1	21-DEC-2004 03:24:25	Bright	37.000	149	45Eps Per	2.8880	30000.	74	14687	No
38	GOM_NL__2PRFIN20041221_032640_000000372033_00104_14687_7436.N1	21-DEC-2004 03:26:40	Bright	37.000	175	39Del Per	3.0100	19400.	74	14687	No
39	GOM_NL__2PRFIN20041221_032833_000000382033_00104_14687_7437.N1	21-DEC-2004 03:28:33	Bright	37.500	160	23Gam Per	2.9300	4700.0	75	14687	No
40	GOM_NL__2PRFIN20041221_033202_000000382033_00104_14687_7438.N1	21-DEC-2004 03:32:02	Bright	38.000	110	37Del Cas	2.6780	8900.0	76	14687	No
41	GOM_NL__2PRFIN20041221_033815_000000402033_00104_14687_7439.N1	21-DEC-2004 03:38:15	Bright	40.000	49	1Alp UMi	1.9900	6300.0	80	14687	No
42	GOM_NL__2PRFIN20041221_070409_000000402033_00106_14689_7420.N1	21-DEC-2004 07:04:09	Bright	40.000	60	7Bet UMi	2.0810	3950.0	80	14689	No

43	GOM_NL__2PRFIN20041221_070736_000000392033_00106_14689_7421.N1	21-DEC-2004 07:07:36	Bright	38.500	119	14Eta Dra	2.7270	4700.0	77	14689	No
44	GOM_NL__2PRFIN20041221_070916_000000432033_00106_14689_7422.N1	21-DEC-2004 07:09:16	Bright	42.500	55	79Zet UMa	2.0600	10200.	85	14689	No
45	GOM_NL__2PRFIN20041221_071118_000000442033_00106_14689_7423.N1	21-DEC-2004 07:11:18	Bright	44.000	39	85Eta UMa	1.8540	24000.	88	14689	No
46	GOM_NL__2PRFIN20041221_071451_000000392033_00106_14689_7424.N1	21-DEC-2004 07:14:51	Bright	39.000	180	27Gam Boo	3.0400	8000.0	78	14689	No
47	GOM_NL__2PRFIN20041221_071811_000000422033_00106_14689_7425.N1	21-DEC-2004 07:18:11	Bright	41.500	83		2.3780	11000.	83	14689	No
48	GOM_NL__2PRFIN20041221_072144_000000512033_00106_14689_7426.N1	21-DEC-2004 07:21:44	Bright	51.000	111	8Eta Boo	2.6800	6000.0	102	14689	No
49	GOM_NL__2PRFIN20041221_072618_000000682033_00106_14689_7427.N1	21-DEC-2004 07:26:18	Bright	68.000	138	47Eps Vir	2.8280	4700.0	136	14689	No
50	GOM_NL__2PRFIN20041221_073027_000000402033_00106_14689_7428.N1	21-DEC-2004 07:30:27	Bright	39.500	122	9Alp2Lib	2.7470	9700.0	79	14689	No
51	GOM_NL__2PRFIN20041221_073218_000000612033_00106_14689_7429.N1	21-DEC-2004 07:32:18	Twilight	60.500	15	67Alp Vir	0.97600	28000.	121	14689	No
52	GOM_NL__2PRFIN20041221_073547_000000542033_00106_14689_7430.N1	21-DEC-2004 07:35:47	Dark	53.500	169	46Gam Hya	2.9910	4700.0	107	14689	No
53	GOM_NL__2PRFIN20041221_073742_000000412033_00106_14689_7431.N1	21-DEC-2004 07:37:42	Dark	40.500	81	Eta Cen	2.3560	28000.	81	14689	No
54	GOM_NL__2PRFIN20041221_073854_000000422033_00106_14689_7432.N1	21-DEC-2004 07:38:54	Dark	41.500	78	Alp Lup	2.3040	28000.	83	14689	No
55	GOM_NL__2PRFIN20041221_074222_000000522033_00106_14689_7433.N1	21-DEC-2004 07:42:22	Dark	52.000	4	Alp1Cen	-0.010000	5800.0	104	14689	No
56	GOM_NL__2PRFIN20041221_074540_000000452033_00107_14690_7420.N1	21-DEC-2004 07:45:40	Dark	44.500	12	Alp1Cru	0.77500	30000.	89	14690	No
57	GOM_NL__2PRFIN20041221_075039_000000422033_00107_14690_7421.N1	21-DEC-2004 07:50:39	Dark	42.000	159	Ups Car	2.9200	7200.0	84	14690	No
58	GOM_NL__2PRFIN20041221_075209_000000402033_00107_14690_7422.N1	21-DEC-2004 07:52:09	Dark	40.000	71	Iot Car	2.2460	7700.0	80	14690	No
59	GOM_NL__2PRFIN20041221_075357_000000552033_00107_14690_7423.N1	21-DEC-2004 07:53:57	Dark	54.500	41	Eps Car	1.8600	4100.0	109	14690	No
60	GOM_NL__2PRFIN20041221_075654_000000512033_00107_14690_7424.N1	21-DEC-2004 07:56:54	Dark	51.000	34	Gam2Vel	1.7930	23000.	102	14690	No
61	GOM_NL__2PRFIN20041221_075837_000000462033_00107_14690_7425.N1	21-DEC-2004 07:58:37	Dark	46.000	2	Alp Car	-0.73600	7000.0	92	14690	No
62	GOM_NL__2PRFIN20041221_080132_000000552033_00107_14690_7426.N1	21-DEC-2004 08:01:32	Dark	54.500	117	Pi Pup	2.7060	3800.0	109	14690	No
63	GOM_NL__2PRFIN20041221_080437_000000512033_00107_14690_7427.N1	21-DEC-2004 08:04:37	Straylight	50.500	23	21Eps CMa	1.5020	26000.	101	14690	No
64	GOM_NL__2PRFIN20041221_080619_000000532033_00107_14690_7428.N1	21-DEC-2004 08:06:19	Straylight	53.000	179	24Omi2CMa	3.0320	24000.	106	14690	No
65	GOM_NL__2PRFIN20041221_080907_000000602033_00107_14690_7429.N1	21-DEC-2004 08:09:07	Straylight	60.000	1	9Alp CMa	-1.4400	11000.	120	14690	No
66	GOM_NL__2PRFIN20041221_081218_000000502033_00107_14690_7430.N1	21-DEC-2004 08:12:18	Straylight	50.000	7	19Bet Ori	0.10000	14000.	100	14690	No
67	GOM_NL__2PRFIN20041221_081423_000000502033_00107_14690_7431.N1	21-DEC-2004 08:14:23	Straylight	49.500	30	46Eps Ori	1.6940	30000.	99	14690	No
68	GOM_NL__2PRFIN20041221_081716_000000592033_00107_14690_7432.N1	21-DEC-2004 08:17:16	Twilight	59.000	14	58Alp Ori	0.87000	3000.0	118	14690	No
69	GOM_NL__2PRFIN20041221_081932_000000502033_00107_14690_7433.N1	21-DEC-2004 08:19:32	Twilight	50.000	13	87Alp Tau	0.86700	3800.0	100	14690	No
70	GOM_NL__2PRFIN20041221_082121_000000442033_00107_14690_7434.N1	21-DEC-2004 08:21:21	Bright	43.500	176	23Zet Tau	3.0200	22000.	87	14690	No
71	GOM_NL__2PRFIN20041221_082326_000000442033_00107_14690_7435.N1	21-DEC-2004 08:23:26	Bright	43.500	28	12Bet Tau	1.6500	15200.	87	14690	No
72	GOM_NL__2PRFIN20041221_082613_000000372033_00107_14690_7436.N1	21-DEC-2004 08:26:13	Bright	36.500	149	45Eps Per	2.8880	30000.	73	14690	No
73	GOM_NL__2PRFIN20041221_083022_000000392033_00107_14690_7437.N1	21-DEC-2004 08:30:22	Bright	38.500	160	23Gam Per	2.9300	4700.0	77	14690	No
74	GOM_NL__2PRFIN20041221_083350_000000382033_00107_14690_7438.N1	21-DEC-2004 08:33:50	Bright	38.000	110	37Del Cas	2.6780	8900.0	76	14690	No
75	GOM_NL__2PRFIN20041221_084003_000000382033_00107_14690_7439.N1	21-DEC-2004 08:40:03	Bright	37.500	49	1Alp UMi	1.9900	6300.0	75	14690	No
76	GOM_NL__2PRFIN20041221_084445_000000412033_00107_14690_7440.N1	21-DEC-2004 08:44:45	Bright	40.500	60	7Bet UMi	2.0810	3950.0	81	14690	No
77	GOM_NL__2PRFIN20041221_084812_000000382033_00107_14690_7441.N1	21-DEC-2004 08:48:12	Bright	37.500	119	14Eta Dra	2.7270	4700.0	75	14690	No
78	GOM_NL__2PRFIN20041221_084952_000000442033_00107_14690_7442.N1	21-DEC-2004 08:49:52	Bright	43.500	55	79Zet UMa	2.0600	10200.	87	14690	No
79	GOM_NL__2PRFIN20041221_085153_000000442033_00107_14690_7443.N1	21-DEC-2004 08:51:53	Bright	43.500	39	85Eta UMa	1.8540	24000.	87	14690	No
80	GOM_NL__2PRFIN20041221_085527_000000412033_00107_14690_7444.N1	21-DEC-2004 08:55:27	Bright	40.500	180	27Gam Boo	3.0400	8000.0	81	14690	No
81	GOM_NL__2PRFIN20041221_085848_000000402033_00107_14690_7445.N1	21-DEC-2004 08:58:48	Bright	39.500	83		2.3780	11000.	79	14690	No
82	GOM_NL__2PRFIN20041221_090221_000000472033_00107_14690_7446.N1	21-DEC-2004 09:02:21	Bright	47.000	111	8Eta Boo	2.6800	6000.0	94	14690	No
83	GOM_NL__2PRFIN20041221_090654_000000662033_00107_14690_7447.N1	21-DEC-2004 09:06:54	Bright	65.500	138	47Eps Vir	2.8280	4700.0	131	14690	No
84	GOM_NL__2PRFIN20041221_091103_000000402033_00107_14690_7448.N1	21-DEC-2004 09:11:03	Bright	39.500	122	9Alp2Lib	2.7470	9700.0	79	14690	No
85	GOM_NL__2PRFIN20041221_091255_000000582033_00107_14690_7449.N1	21-DEC-2004 09:12:55	Twilight	58.000	15	67Alp Vir	0.97600	28000.	116	14690	No
86	GOM_NL__2PRFIN20041221_091625_000000512033_00107_14690_7450.N1	21-DEC-2004 09:16:25	Dark	50.500	169	46Gam Hya	2.9910	4700.0	101	14690	No
87	GOM_NL__2PRFIN20041221_091818_000000432033_00107_14690_7451.N1	21-DEC-2004 09:18:18	Dark	43.000	81	Eta Cen	2.3560	28000.	86	14690	No
88	GOM_NL__2PRFIN20041221_091930_000000422033_00107_14690_7452.N1	21-DEC-2004 09:19:30	Dark	42.000	78	Alp Lup	2.3040	28000.	84	14690	No
89	GOM_NL__2PRFIN20041221_092259_000000462033_00107_14690_7453.N1	21-DEC-2004 09:22:59	Dark	46.000	4	Alp1Cen	-0.010000	5800.0	92	14690	No
90	GOM_NL__2PRFIN20041221_092616_000000402033_00108_14691_7420.N1	21-DEC-2004 09:26:16	Dark	40.000	12	Alp1Cru	0.77500	30000.	80	14691	No
91	GOM_NL__2PRFIN20041221_093116_000000412033_00108_14691_7421.N1	21-DEC-2004 09:31:16	Dark	41.000	159	Ups Car	2.9200	7200.0	82	14691	No
92	GOM_NL__2PRFIN20041221_093245_000000432033_00108_14691_7422.N1	21-DEC-2004 09:32:45	Dark	43.000	71	Iot Car	2.2460	7700.0	86	14691	No
93	GOM_NL__2PRFIN20041221_093433_000000542033_00108_14691_7423.N1	21-DEC-2004 09:34:33	Dark	54.000	41	Eps Car	1.8600	4100.0	108	14691	No
94	GOM_NL__2PRFIN20041221_093730_000000482033_00108_14691_7424.N1	21-DEC-2004 09:37:30	Dark	47.500	34	Gam2Vel	1.7930	23000.	95	14691	No
95	GOM_NL__2PRFIN20041221_093913_000000512033_00108_14691_7425.N1	21-DEC-2004 09:39:13	Dark	51.000	2	Alp Car	-0.73600	7000.0	102	14691	No
96	GOM_NL__2PRFIN20041221_094209_000000562033_00108_14691_7426.N1	21-DEC-2004 09:42:09	Dark	55.500	117	Pi Pup	2.7060	3800.0	111	14691	No
97	GOM_NL__2PRFIN20041221_094513_000000542033_00108_14691_7427.N1	21-DEC-2004 09:45:13	Straylight	53.500	23	21Eps CMa	1.5020	26000.	107	14691	No
98	GOM_NL__2PRFIN20041221_094655_000000542033_00108_14691_7428.N1	21-DEC-2004 09:46:55	Straylight	53.500	179	24Omi2CMa	3.0320	24000.	107	14691	No
99	GOM_NL__2PRFIN20041221_094943_000000672033_00108_14691_7429.N1	21-DEC-2004 09:49:43	Straylight	66.500	1	9Alp CMa	-1.4400	11000.	133	14691	No
100	GOM_NL__2PRFIN20041221_095253_000000512033_00108_14691_7430.N1	21-DEC-2004 09:52:53	Straylight	51.000	7	19Bet Ori	0.10000	14000.	102	14691	No
101	GOM_NL__2PRFIN20041221_095458_000000482033_00108_14691_7431.N1	21-DEC-2004 09:54:58	Straylight	48.000	30	46Eps Ori	1.6940	30000.	96	14691	No

102	GOM_NL__2PRFIN20041221_095751_000000612033_00108_14691_7432.N1	21-DEC-2004 09:57:51	Twilight	61.000	14	58Alp Ori	0.87000	3000.0	122	14691	No
103	GOM_NL__2PRFIN20041221_100008_000000492033_00108_14691_7433.N1	21-DEC-2004 10:00:08	Twilight	48.500	13	87Alp Tau	0.86700	3800.0	97	14691	No
104	GOM_NL__2PRFIN20041221_100156_000000432033_00108_14691_7434.N1	21-DEC-2004 10:01:56	Bright	43.000	176	23Zet Tau	3.0200	22000.	86	14691	No
105	GOM_NL__2PRFIN20041221_100401_000000442033_00108_14691_7435.N1	21-DEC-2004 10:04:01	Bright	43.500	28	12Bet Tau	1.6500	15200.	87	14691	No
106	GOM_NL__2PRFIN20041221_100649_000000372033_00108_14691_7436.N1	21-DEC-2004 10:06:49	Bright	37.000	149	45Eps Per	2.8880	30000.	74	14691	No
107	GOM_NL__2PRFIN20041221_100901_000000392033_00108_14691_7437.N1	21-DEC-2004 10:09:01	Bright	39.000	175	39Del Per	3.0100	19400.	78	14691	No
108	GOM_NL__2PRFIN20041221_101058_000000382033_00108_14691_7438.N1	21-DEC-2004 10:10:58	Bright	38.000	160	23Gam Per	2.9300	4700.0	76	14691	No
109	GOM_NL__2PRFIN20041221_101426_000000392033_00108_14691_7439.N1	21-DEC-2004 10:14:26	Bright	38.500	110	37Del Cas	2.6780	8900.0	77	14691	No
110	GOM_NL__2PRFIN20041221_102039_000000402033_00108_14691_7440.N1	21-DEC-2004 10:20:39	Bright	39.500	49	1Alp UMi	1.9900	6300.0	79	14691	No
111	GOM_NL__2PRFIN20041221_102521_000000412033_00108_14691_7441.N1	21-DEC-2004 10:25:21	Bright	40.500	60	7Bet UMi	2.0810	3950.0	81	14691	No
112	GOM_NL__2PRFIN20041221_102849_000000392033_00108_14691_7442.N1	21-DEC-2004 10:28:49	Bright	38.500	119	14Eta Dra	2.7270	4700.0	77	14691	No
113	GOM_NL__2PRFIN20041221_103028_000000412033_00108_14691_7443.N1	21-DEC-2004 10:30:28	Bright	40.500	55	79Zet UMa	2.0600	10200.	81	14691	No
114	GOM_NL__2PRFIN20041221_103229_000000442033_00108_14691_7444.N1	21-DEC-2004 10:32:29	Bright	44.000	39	85Eta UMa	1.8540	24000.	88	14691	No
115	GOM_NL__2PRFIN20041221_103603_000000412033_00108_14691_7445.N1	21-DEC-2004 10:36:03	Bright	40.500	180	27Gam Boo	3.0400	8000.0	81	14691	No
116	GOM_NL__2PRFIN20041221_103924_000000422033_00108_14691_7446.N1	21-DEC-2004 10:39:24	Bright	42.000	83		2.3780	11000.	84	14691	No
117	GOM_NL__2PRFIN20041221_104258_000000472033_00108_14691_7447.N1	21-DEC-2004 10:42:58	Bright	47.000	111	8Eta Boo	2.6800	6000.0	94	14691	No
118	GOM_NL__2PRFIN20041221_104731_000000652033_00108_14691_7448.N1	21-DEC-2004 10:47:31	Bright	64.500	138	47Eps Vir	2.8280	4700.0	129	14691	No
119	GOM_NL__2PRFIN20041221_105139_000000542033_00108_14691_7449.N1	21-DEC-2004 10:51:39	Bright	54.000	122	9Alp2Lib	2.7470	9700.0	108	14691	No
120	GOM_NL__2PRFIN20041221_105332_000000592033_00108_14691_7450.N1	21-DEC-2004 10:53:32	Twilight	59.000	15	67Alp Vir	0.97600	28000.	118	14691	No
121	GOM_NL__2PRFIN20041221_105700_000000562033_00108_14691_7451.N1	21-DEC-2004 10:57:00	Dark	55.500	169	46Gam Hya	2.9910	4700.0	111	14691	No
122	GOM_NL__2PRFIN20041221_105854_000000412033_00108_14691_7452.N1	21-DEC-2004 10:58:54	Dark	41.000	81	Eta Cen	2.3560	28000.	82	14691	No
123	GOM_NL__2PRFIN20041221_110007_000000422033_00108_14691_7453.N1	21-DEC-2004 11:00:07	Dark	41.500	78	Alp Lup	2.3040	28000.	83	14691	No
124	GOM_NL__2PRFIN20041221_110332_000000482033_00108_14691_7454.N1	21-DEC-2004 11:03:32	Dark	48.000	4	Alp1Cen	-0.010000	5800.0	96	14691	No
125	GOM_NL__2PRFIN20041221_110653_000000412033_00109_14692_7420.N1	21-DEC-2004 11:06:53	Dark	40.500	12	Alp1Cru	0.77500	30000.	81	14692	No
126	GOM_NL__2PRFIN20041221_111152_000000422033_00109_14692_7421.N1	21-DEC-2004 11:11:52	Dark	41.500	159	Ups Car	2.9200	7200.0	83	14692	No
127	GOM_NL__2PRFIN20041221_111322_000000432033_00109_14692_7422.N1	21-DEC-2004 11:13:22	Dark	42.500	71	Iot Car	2.2460	7700.0	85	14692	No
128	GOM_NL__2PRFIN20041221_111509_000000522033_00109_14692_7423.N1	21-DEC-2004 11:15:09	Dark	52.000	41	Eps Car	1.8600	4100.0	104	14692	No
129	GOM_NL__2PRFIN20041221_111806_000000482033_00109_14692_7424.N1	21-DEC-2004 11:18:06	Dark	47.500	34	Gam2Vel	1.7930	23000.	95	14692	No
130	GOM_NL__2PRFIN20041221_111949_000000472033_00109_14692_7425.N1	21-DEC-2004 11:19:49	Dark	46.500	2	Alp Car	-0.73600	7000.0	93	14692	No
131	GOM_NL__2PRFIN20041221_112243_000000542033_00109_14692_7426.N1	21-DEC-2004 11:22:43	Dark	54.000	117	Pi Pup	2.7060	3800.0	108	14692	No
132	GOM_NL__2PRFIN20041221_112549_000000552033_00109_14692_7427.N1	21-DEC-2004 11:25:49	Straylight	55.000	23	21Eps CMa	1.5020	26000.	110	14692	No
133	GOM_NL__2PRFIN20041221_112731_000000532033_00109_14692_7428.N1	21-DEC-2004 11:27:31	Straylight	53.000	179	24Omi2CMa	3.0320	24000.	106	14692	No
134	GOM_NL__2PRFIN20041221_113019_000000642033_00109_14692_7429.N1	21-DEC-2004 11:30:19	Straylight	64.000	1	9Alp CMa	-1.4400	11000.	128	14692	No
135	GOM_NL__2PRFIN20041221_113329_000000542033_00109_14692_7430.N1	21-DEC-2004 11:33:29	Straylight	54.000	7	19Bet Ori	0.10000	14000.	108	14692	No
136	GOM_NL__2PRFIN20041221_113532_000000512033_00109_14692_7431.N1	21-DEC-2004 11:35:32	Straylight	50.500	30	46Eps Ori	1.6940	30000.	101	14692	No
137	GOM_NL__2PRFIN20041221_113827_000000592033_00109_14692_7432.N1	21-DEC-2004 11:38:27	Twilight	58.500	14	58Alp Ori	0.87000	3000.0	117	14692	No
138	GOM_NL__2PRFIN20041221_114043_000000502033_00109_14692_7433.N1	21-DEC-2004 11:40:43	Twilight	49.500	13	87Alp Tau	0.86700	3800.0	99	14692	No
139	GOM_NL__2PRFIN20041221_114231_000000442033_00109_14692_7434.N1	21-DEC-2004 11:42:31	Bright	43.500	176	23Zet Tau	3.0200	22000.	87	14692	No
140	GOM_NL__2PRFIN20041221_114434_000000462033_00109_14692_7435.N1	21-DEC-2004 11:44:34	Bright	45.500	28	12Bet Tau	1.6500	15200.	91	14692	No
141	GOM_NL__2PRFIN20041221_114723_000000392033_00109_14692_7436.N1	21-DEC-2004 11:47:23	Bright	38.500	149	45Eps Per	2.8880	30000.	77	14692	No
142	GOM_NL__2PRFIN20041221_114937_000000392033_00109_14692_7437.N1	21-DEC-2004 11:49:37	Bright	39.000	175	39Del Per	3.0100	19400.	78	14692	No
143	GOM_NL__2PRFIN20041221_115131_000000412033_00109_14692_7438.N1	21-DEC-2004 11:51:31	Bright	40.500	160	23Gam Per	2.9300	4700.0	81	14692	No
144	GOM_NL__2PRFIN20041221_115502_000000392033_00109_14692_7439.N1	21-DEC-2004 11:55:02	Bright	39.000	110	37Del Cas	2.6780	8900.0	78	14692	No
145	GOM_NL__2PRFIN20041221_120116_000000392033_00109_14692_7440.N1	21-DEC-2004 12:01:16	Bright	38.500	49	1Alp UMi	1.9900	6300.0	77	14692	No
146	GOM_NL__2PRFIN20041221_120557_000000352033_00109_14692_7441.N1	21-DEC-2004 12:05:57	Bright	35.000	60	7Bet UMi	2.0810	3950.0	70	14692	No
147	GOM_NL__2PRFIN20041221_120925_000000362033_00109_14692_7442.N1	21-DEC-2004 12:09:25	Bright	35.500	119	14Eta Dra	2.7270	4700.0	71	14692	No
148	GOM_NL__2PRFIN20041221_121103_000000422033_00109_14692_7443.N1	21-DEC-2004 12:11:03	Bright	42.000	55	79Zet UMa	2.0600	10200.	84	14692	No
149	GOM_NL__2PRFIN20041221_121305_000000452033_00109_14692_7444.N1	21-DEC-2004 12:13:05	Bright	44.500	39	85Eta UMa	1.8540	24000.	89	14692	No
150	GOM_NL__2PRFIN20041221_121639_000000402033_00109_14692_7445.N1	21-DEC-2004 12:16:39	Bright	40.000	180	27Gam Boo	3.0400	8000.0	80	14692	No
151	GOM_NL__2PRFIN20041221_122001_000000392033_00109_14692_7446.N1	21-DEC-2004 12:20:01	Bright	38.500	83		2.3780	11000.	77	14692	No
152	GOM_NL__2PRFIN20041221_122334_000000462033_00109_14692_7447.N1	21-DEC-2004 12:23:34	Bright	45.500	111	8Eta Boo	2.6800	6000.0	91	14692	No
153	GOM_NL__2PRFIN20041221_122808_000000672033_00109_14692_7448.N1	21-DEC-2004 12:28:08	Bright	66.500	138	47Eps Vir	2.8280	4700.0	133	14692	No
154	GOM_NL__2PRFIN20041221_123216_000000402033_00109_14692_7449.N1	21-DEC-2004 12:32:16	Bright	40.000	122	9Alp2Lib	2.7470	9700.0	80	14692	No
155	GOM_NL__2PRFIN20041221_123409_000000562033_00109_14692_7450.N1	21-DEC-2004 12:34:09	Twilight	56.000	15	67Alp Vir	0.97600	28000.	112	14692	No
156	GOM_NL__2PRFIN20041221_123737_000000542033_00109_14692_7451.N1	21-DEC-2004 12:37:37	Dark	54.000	169	46Gam Hya	2.9910	4700.0	108	14692	No
157	GOM_NL__2PRFIN20041221_123930_000000432033_00109_14692_7452.N1	21-DEC-2004 12:39:30	Dark	43.000	81	Eta Cen	2.3560	28000.	86	14692	No
158	GOM_NL__2PRFIN20041221_124043_000000402033_00109_14692_7453.N1	21-DEC-2004 12:40:43	Dark	40.000	78	Alp Lup	2.3040	28000.	80	14692	No
159	GOM_NL__2PRFIN20041221_124409_000000462033_00109_14692_7454.N1	21-DEC-2004 12:44:09	Dark	46.000	4	Alp1Cen	-0.010000	5800.0	92	14692	No
160	GOM_NL__2PRFIN20041221_124729_000000462033_00110_14693_7420.N1	21-DEC-2004 12:47:29	Dark	46.000	12	Alp1Cru	0.77500	30000.	92	14693	No

161	GOM_NL__2PRFIN20041221_125228_000000412033_00110_14693_7421.N1	21-DEC-2004 12:52:28	Dark	40.500	159	Ups Car	2.9200	7200.0	81	14693	No
162	GOM_NL__2PRFIN20041221_125358_000000432033_00110_14693_7422.N1	21-DEC-2004 12:53:58	Dark	43.000	71	Iot Car	2.2460	7700.0	86	14693	No
163	GOM_NL__2PRFIN20041221_125546_000000492033_00110_14693_7423.N1	21-DEC-2004 12:55:46	Dark	49.000	41	Eps Car	1.8600	4100.0	98	14693	No
164	GOM_NL__2PRFIN20041221_125843_000000482033_00110_14693_7424.N1	21-DEC-2004 12:58:43	Dark	47.500	34	Gam2Vel	1.7930	23000.	95	14693	No
165	GOM_NL__2PRFIN20041221_130025_000000512033_00110_14693_7425.N1	21-DEC-2004 13:00:25	Dark	51.000	2	Alp Car	-0.73600	7000.0	102	14693	No
166	GOM_NL__2PRFIN20041221_130320_000000572033_00110_14693_7426.N1	21-DEC-2004 13:03:20	Dark	57.000	117	Pi Pup	2.7060	3800.0	114	14693	No
167	GOM_NL__2PRFIN20041221_130627_000000552033_00110_14693_7427.N1	21-DEC-2004 13:06:27	Straylight	55.000	23	21Eps CMa	1.5020	26000.	110	14693	No
168	GOM_NL__2PRFIN20041221_130807_000000552033_00110_14693_7428.N1	21-DEC-2004 13:08:07	Straylight	54.500	179	24Omi2CMa	3.0320	24000.	109	14693	No
169	GOM_NL__2PRFIN20041221_131053_000000672033_00110_14693_7429.N1	21-DEC-2004 13:10:53	Straylight	67.000	1	9Alp CMa	-1.4400	11000.	134	14693	No
170	GOM_NL__2PRFIN20041221_131403_000000542033_00110_14693_7430.N1	21-DEC-2004 13:14:03	Straylight	54.000	7	19Bet Ori	0.10000	14000.	108	14693	No
171	GOM_NL__2PRFIN20041221_131610_000000472033_00110_14693_7431.N1	21-DEC-2004 13:16:10	Straylight	46.500	30	46Eps Ori	1.6940	30000.	93	14693	No
172	GOM_NL__2PRFIN20041221_131903_000000612033_00110_14693_7432.N1	21-DEC-2004 13:19:03	Tw_i_and_stray	61.000	14	58Alp Ori	0.87000	3000.0	122	14693	No
173	GOM_NL__2PRFIN20041221_132119_000000522033_00110_14693_7433.N1	21-DEC-2004 13:21:19	Tw_i_and_stray	52.000	13	87Alp Tau	0.86700	3800.0	104	14693	No
174	GOM_NL__2PRFIN20041221_132307_000000452033_00110_14693_7434.N1	21-DEC-2004 13:23:07	Bright	44.500	176	23Zet Tau	3.0200	22000.	89	14693	No
175	GOM_NL__2PRFIN20041221_132511_000000442033_00110_14693_7435.N1	21-DEC-2004 13:25:11	Bright	43.500	28	12Bet Tau	1.6500	15200.	87	14693	No
176	GOM_NL__2PRFIN20041221_132759_000000402033_00110_14693_7436.N1	21-DEC-2004 13:27:59	Bright	39.500	149	45Eps Per	2.8880	30000.	79	14693	No
177	GOM_NL__2PRFIN20041221_133013_000000402033_00110_14693_7437.N1	21-DEC-2004 13:30:13	Bright	39.500	175	39Del Per	3.0100	19400.	79	14693	No
178	GOM_NL__2PRFIN20041221_133209_000000392033_00110_14693_7438.N1	21-DEC-2004 13:32:09	Bright	38.500	160	23Gam Per	2.9300	4700.0	77	14693	No
179	GOM_NL__2PRFIN20041221_133539_000000392033_00110_14693_7439.N1	21-DEC-2004 13:35:39	Bright	39.000	110	37Del Cas	2.6780	8900.0	78	14693	No
180	GOM_NL__2PRFIN20041221_134152_000000392033_00110_14693_7440.N1	21-DEC-2004 13:41:52	Bright	38.500	49	1Alp UMi	1.9900	6300.0	77	14693	No
181	GOM_NL__2PRFIN20041221_134633_000000352033_00110_14693_7441.N1	21-DEC-2004 13:46:33	Bright	35.000	60	7Bet UMi	2.0810	3950.0	70	14693	No
182	GOM_NL__2PRFIN20041221_134959_000000382033_00110_14693_7442.N1	21-DEC-2004 13:49:59	Bright	38.000	119	14Eta Dra	2.7270	4700.0	76	14693	No
183	GOM_NL__2PRFIN20041221_135139_000000452033_00110_14693_7443.N1	21-DEC-2004 13:51:39	Bright	44.500	55	79Zet UMa	2.0600	10200.	89	14693	No
184	GOM_NL__2PRFIN20041221_135340_000000442033_00110_14693_7444.N1	21-DEC-2004 13:53:40	Bright	44.000	39	85Eta UMa	1.8540	24000.	88	14693	No
185	GOM_NL__2PRFIN20041221_135715_000000422033_00110_14693_7445.N1	21-DEC-2004 13:57:15	Bright	42.000	180	27Gam Boo	3.0400	8000.0	84	14693	No
186	GOM_NL__2PRFIN20041221_140036_000000422033_00110_14693_7446.N1	21-DEC-2004 14:00:36	Bright	41.500	83		2.3780	11000.	83	14693	No
187	GOM_NL__2PRFIN20041221_140410_000000642033_00110_14693_7447.N1	21-DEC-2004 14:04:10	Bright	64.000	111	8Eta Boo	2.6800	6000.0	128	14693	No
188	GOM_NL__2PRFIN20041221_140844_000000672033_00110_14693_7448.N1	21-DEC-2004 14:08:44	Bright	67.000	138	47Eps Vir	2.8280	4700.0	134	14693	No
189	GOM_NL__2PRFIN20041221_141253_000000542033_00110_14693_7449.N1	21-DEC-2004 14:12:53	Bright	54.000	122	9Alp2Lib	2.7470	9700.0	108	14693	No
190	GOM_NL__2PRFIN20041221_141446_000000582033_00110_14693_7450.N1	21-DEC-2004 14:14:46	Tw_i_and_stray	58.000	15	67Alp Vir	0.97600	28000.	116	14693	No
191	GOM_NL__2PRFIN20041221_141816_000000512033_00110_14693_7451.N1	21-DEC-2004 14:18:16	Dark	50.500	169	46Gam Hya	2.9910	4700.0	101	14693	No
192	GOM_NL__2PRFIN20041221_142006_000000412033_00110_14693_7452.N1	21-DEC-2004 14:20:06	Dark	40.500	81	Eta Cen	2.3560	28000.	81	14693	No
193	GOM_NL__2PRFIN20041221_142119_000000402033_00110_14693_7453.N1	21-DEC-2004 14:21:19	Dark	40.000	78	Alp Lup	2.3040	28000.	80	14693	No
194	GOM_NL__2PRFIN20041221_142445_000000522033_00110_14693_7454.N1	21-DEC-2004 14:24:45	Dark	52.000	4	Alp1Cen	-0.010000	5800.0	104	14693	No
195	GOM_NL__2PRFIN20041221_142805_000000432033_00111_14694_7420.N1	21-DEC-2004 14:28:05	Dark	43.000	12	Alp1Cru	0.77500	30000.	86	14694	No
196	GOM_NL__2PRFIN20041221_143305_000000412033_00111_14694_7421.N1	21-DEC-2004 14:33:05	Dark	40.500	159	Ups Car	2.9200	7200.0	81	14694	No
197	GOM_NL__2PRFIN20041221_143435_000000452033_00111_14694_7422.N1	21-DEC-2004 14:34:35	Dark	45.000	71	Iot Car	2.2460	7700.0	90	14694	No
198	GOM_NL__2PRFIN20041221_143623_000000472033_00111_14694_7423.N1	21-DEC-2004 14:36:23	Dark	47.000	41	Eps Car	1.8600	4100.0	94	14694	No
199	GOM_NL__2PRFIN20041221_143920_000000472033_00111_14694_7424.N1	21-DEC-2004 14:39:20	Dark	46.500	34	Gam2Vel	1.7930	23000.	93	14694	No
200	GOM_NL__2PRFIN20041221_144102_000000512033_00111_14694_7425.N1	21-DEC-2004 14:41:02	Dark	50.500	2	Alp Car	-0.73600	7000.0	101	14694	No
201	GOM_NL__2PRFIN20041221_144358_000000552033_00111_14694_7426.N1	21-DEC-2004 14:43:58	Dark	54.500	117	Pi Pup	2.7060	3800.0	109	14694	No
202	GOM_NL__2PRFIN20041221_144703_000000512033_00111_14694_7427.N1	21-DEC-2004 14:47:03	Straylight	51.000	23	21Eps CMa	1.5020	26000.	102	14694	No
203	GOM_NL__2PRFIN20041221_144843_000000532033_00111_14694_7428.N1	21-DEC-2004 14:48:43	Straylight	52.500	179	24Omi2CMa	3.0320	24000.	105	14694	No
204	GOM_NL__2PRFIN20041221_145129_000000672033_00111_14694_7429.N1	21-DEC-2004 14:51:29	Straylight	67.000	1	9Alp CMa	-1.4400	11000.	134	14694	No
205	GOM_NL__2PRFIN20041221_145441_000000512033_00111_14694_7430.N1	21-DEC-2004 14:54:41	Straylight	51.000	7	19Bet Ori	0.10000	14000.	102	14694	No
206	GOM_NL__2PRFIN20041221_145646_000000462033_00111_14694_7431.N1	21-DEC-2004 14:56:46	Straylight	46.000	30	46Eps Ori	1.6940	30000.	92	14694	No
207	GOM_NL__2PRFIN20041221_145939_000000612033_00111_14694_7432.N1	21-DEC-2004 14:59:39	Tw_i_and_stray	61.000	14	58Alp Ori	0.87000	3000.0	122	14694	No
208	GOM_NL__2PRFIN20041221_150153_000000522033_00111_14694_7433.N1	21-DEC-2004 15:01:53	Tw_i_and_stray	52.000	13	87Alp Tau	0.86700	3800.0	104	14694	No
209	GOM_NL__2PRFIN20041221_150344_000000432033_00111_14694_7434.N1	21-DEC-2004 15:03:44	Bright	43.000	176	23Zet Tau	3.0200	22000.	86	14694	No
210	GOM_NL__2PRFIN20041221_150547_000000442033_00111_14694_7435.N1	21-DEC-2004 15:05:47	Bright	43.500	28	12Bet Tau	1.6500	15200.	87	14694	No
211	GOM_NL__2PRFIN20041221_150837_000000382033_00111_14694_7436.N1	21-DEC-2004 15:08:37	Bright	37.500	149	45Eps Per	2.8880	30000.	75	14694	No
212	GOM_NL__2PRFIN20041221_151051_000000382033_00111_14694_7437.N1	21-DEC-2004 15:10:51	Bright	38.000	175	39Del Per	3.0100	19400.	76	14694	No
213	GOM_NL__2PRFIN20041221_151246_000000372033_00111_14694_7438.N1	21-DEC-2004 15:12:46	Bright	36.500	160	23Gam Per	2.9300	4700.0	73	14694	No
214	GOM_NL__2PRFIN20041221_151616_000000392033_00111_14694_7439.N1	21-DEC-2004 15:16:16	Bright	38.500	110	37Del Cas	2.6780	8900.0	77	14694	No
215	GOM_NL__2PRFIN20041221_152228_000000372033_00111_14694_7440.N1	21-DEC-2004 15:22:28	Bright	37.000	49	1Alp UMi	1.9900	6300.0	74	14694	No
216	GOM_NL__2PRFIN20041221_152709_000000392033_00111_14694_7441.N1	21-DEC-2004 15:27:09	Bright	38.500	60	7Bet UMi	2.0810	3950.0	77	14694	No
217	GOM_NL__2PRFIN20041221_153037_000000402033_00111_14694_7442.N1	21-DEC-2004 15:30:37	Bright	39.500	119	14Eta Dra	2.7270	4700.0	79	14694	No
218	GOM_NL__2PRFIN20041221_153215_000000452033_00111_14694_7443.N1	21-DEC-2004 15:32:15	Bright	45.000	55	79Zet UMa	2.0600	10200.	90	14694	No
219	GOM_NL__2PRFIN20041221_153415_000000472033_00111_14694_7444.N1	21-DEC-2004 15:34:15	Bright	47.000	39	85Eta UMa	1.8540	24000.	94	14694	No

220	GOM_NL__2PRFIN20041221_153751_000000432033_00111_14694_7445.N1	21-DEC-2004 15:37:51	Bright	42.500	180	27Gam Boo	3.0400	8000.0	85	14694	No
221	GOM_NL__2PRFIN20041221_154113_000000392033_00111_14694_7446.N1	21-DEC-2004 15:41:13	Bright	38.500	83		2.3780	11000.	77	14694	No
222	GOM_NL__2PRFIN20041221_154446_000000642033_00111_14694_7447.N1	21-DEC-2004 15:44:46	Bright	64.000	111	8Eta Boo	2.6800	6000.0	128	14694	No
223	GOM_NL__2PRFIN20041221_154921_000000642033_00111_14694_7448.N1	21-DEC-2004 15:49:21	Bright	63.500	138	47Eps Vir	2.8280	4700.0	127	14694	No
224	GOM_NL__2PRFIN20041221_155329_000000392033_00111_14694_7449.N1	21-DEC-2004 15:53:29	Bright	39.000	122	9Alp2Lib	2.7470	9700.0	78	14694	No
225	GOM_NL__2PRFIN20041221_155523_000000572033_00111_14694_7450.N1	21-DEC-2004 15:55:23	Tw_i_and_stray	56.500	15	67Alp Vir	0.97600	28000.	113	14694	No
226	GOM_NL__2PRFIN20041221_155852_000000532033_00111_14694_7451.N1	21-DEC-2004 15:58:52	Dark	53.000	169	46Gam Hya	2.9910	4700.0	106	14694	No
227	GOM_NL__2PRFIN20041221_160044_000000422033_00111_14694_7452.N1	21-DEC-2004 16:00:44	Dark	42.000	81	Eta Cen	2.3560	28000.	84	14694	No
228	GOM_NL__2PRFIN20041221_160156_000000402033_00111_14694_7453.N1	21-DEC-2004 16:01:56	Dark	40.000	78	Alp Lup	2.3040	28000.	80	14694	No
229	GOM_NL__2PRFIN20041221_160524_000000522033_00111_14694_7454.N1	21-DEC-2004 16:05:24	Dark	52.000	4	Alp1Cen	-0.010000	5800.0	104	14694	No
230	GOM_NL__2PRFIN20041221_160841_000000432033_00112_14695_7420.N1	21-DEC-2004 16:08:41	Dark	42.500	12	Alp1Cru	0.77500	30000.	85	14695	No
231	GOM_NL__2PRFIN20041221_161341_000000402033_00112_14695_7421.N1	21-DEC-2004 16:13:41	Dark	40.000	159	Ups Car	2.9200	7200.0	80	14695	No
232	GOM_NL__2PRFIN20041221_161512_000000442033_00112_14695_7422.N1	21-DEC-2004 16:15:12	Dark	43.500	71	Iot Car	2.2460	7700.0	87	14695	No
233	GOM_NL__2PRFIN20041221_161659_000000522033_00112_14695_7423.N1	21-DEC-2004 16:16:59	Dark	52.000	41	Eps Car	1.8600	4100.0	104	14695	No
234	GOM_NL__2PRFIN20041221_161956_000000492033_00112_14695_7424.N1	21-DEC-2004 16:19:56	Dark	49.000	34	Gam2Vel	1.7930	23000.	98	14695	No
235	GOM_NL__2PRFIN20041221_162136_000000532033_00112_14695_7425.N1	21-DEC-2004 16:21:36	Dark	53.000	2	Alp Car	-0.73600	7000.0	106	14695	No
236	GOM_NL__2PRFIN20041221_162434_000000562033_00112_14695_7426.N1	21-DEC-2004 16:24:34	Dark	55.500	117	Pi Pup	2.7060	3800.0	111	14695	No
237	GOM_NL__2PRFIN20041221_162739_000000572033_00112_14695_7427.N1	21-DEC-2004 16:27:39	Straylight	56.500	23	21Eps CMa	1.5020	26000.	113	14695	No
238	GOM_NL__2PRFIN20041221_162918_000000552033_00112_14695_7428.N1	21-DEC-2004 16:29:18	Straylight	54.500	179	24Omi2CMa	3.0320	24000.	109	14695	No
239	GOM_NL__2PRFIN20041221_163205_000000622033_00112_14695_7429.N1	21-DEC-2004 16:32:05	Straylight	62.000	1	9Alp CMa	-1.4400	11000.	124	14695	No
240	GOM_NL__2PRFIN20041221_163517_000000522033_00112_14695_7430.N1	21-DEC-2004 16:35:17	Straylight	51.500	7	19Bet Ori	0.10000	14000.	103	14695	No
241	GOM_NL__2PRFIN20041221_163722_000000512033_00112_14695_7431.N1	21-DEC-2004 16:37:22	Straylight	50.500	30	46Eps Ori	1.6940	30000.	101	14695	No
242	GOM_NL__2PRFIN20041221_164015_000000582033_00112_14695_7432.N1	21-DEC-2004 16:40:15	Tw_i_and_stray	57.500	14	58Alp Ori	0.87000	3000.0	115	14695	No
243	GOM_NL__2PRFIN20041221_164231_000000522033_00112_14695_7433.N1	21-DEC-2004 16:42:31	Tw_i_and_stray	52.000	13	87Alp Tau	0.86700	3800.0	104	14695	No
244	GOM_NL__2PRFIN20041221_164419_000000422033_00112_14695_7434.N1	21-DEC-2004 16:44:19	Bright	41.500	176	23Zet Tau	3.0200	22000.	83	14695	No
245	GOM_NL__2PRFIN20041221_164623_000000442033_00112_14695_7435.N1	21-DEC-2004 16:46:23	Bright	43.500	28	12Bet Tau	1.6500	15200.	87	14695	No
246	GOM_NL__2PRFIN20041221_164911_000000392033_00112_14695_7436.N1	21-DEC-2004 16:49:11	Bright	39.000	149	45Eps Per	2.8880	30000.	78	14695	No
247	GOM_NL__2PRFIN20041221_165125_000000402033_00112_14695_7437.N1	21-DEC-2004 16:51:25	Bright	40.000	175	39Del Per	3.0100	19400.	80	14695	No
248	GOM_NL__2PRFIN20041221_165322_000000392033_00112_14695_7438.N1	21-DEC-2004 16:53:22	Bright	39.000	160	23Gam Per	2.9300	4700.0	78	14695	No
249	GOM_NL__2PRFIN20041221_165652_000000392033_00112_14695_7439.N1	21-DEC-2004 16:56:52	Bright	39.000	110	37Del Cas	2.6780	8900.0	78	14695	No
250	GOM_NL__2PRFIN20041221_170304_000000382033_00112_14695_7440.N1	21-DEC-2004 17:03:04	Bright	37.500	49	1Alp UMi	1.9900	6300.0	75	14695	No
251	GOM_NL__2PRFIN20041221_170745_000000402033_00112_14695_7441.N1	21-DEC-2004 17:07:45	Bright	39.500	60	7Bet UMi	2.0810	3950.0	79	14695	No
252	GOM_NL__2PRFIN20041221_171111_000000422033_00112_14695_7442.N1	21-DEC-2004 17:11:11	Bright	41.500	119	14Eta Dra	2.7270	4700.0	83	14695	No
253	GOM_NL__2PRFIN20041221_171251_000000432033_00112_14695_7443.N1	21-DEC-2004 17:12:51	Bright	43.000	55	79Zet UMa	2.0600	10200.	86	14695	No
254	GOM_NL__2PRFIN20041221_171453_000000422033_00112_14695_7444.N1	21-DEC-2004 17:14:53	Bright	41.500	39	85Eta UMa	1.8540	24000.	83	14695	No
255	GOM_NL__2PRFIN20041221_171827_000000402033_00112_14695_7445.N1	21-DEC-2004 17:18:27	Bright	40.000	180	27Gam Boo	3.0400	8000.0	80	14695	No
256	GOM_NL__2PRFIN20041221_172149_000000392033_00112_14695_7446.N1	21-DEC-2004 17:21:49	Bright	39.000	83		2.3780	11000.	78	14695	No
257	GOM_NL__2PRFIN20041221_172522_000000472033_00112_14695_7447.N1	21-DEC-2004 17:25:22	Bright	47.000	111	8Eta Boo	2.6800	6000.0	94	14695	No
258	GOM_NL__2PRFIN20041221_172958_000000662033_00112_14695_7448.N1	21-DEC-2004 17:29:58	Bright	65.500	138	47Eps Vir	2.8280	4700.0	131	14695	No
259	GOM_NL__2PRFIN20041221_173405_000000542033_00112_14695_7449.N1	21-DEC-2004 17:34:05	Bright	54.000	122	9Alp2Lib	2.7470	9700.0	108	14695	No
260	GOM_NL__2PRFIN20041221_173559_000000592033_00112_14695_7450.N1	21-DEC-2004 17:35:59	Tw_i_and_stray	59.000	15	67Alp Vir	0.97600	28000.	118	14695	No
261	GOM_NL__2PRFIN20041221_173929_000000502033_00112_14695_7451.N1	21-DEC-2004 17:39:29	Dark	49.500	169	46Gam Hya	2.9910	4700.0	99	14695	No
262	GOM_NL__2PRFIN20041221_174120_000000422033_00112_14695_7452.N1	21-DEC-2004 17:41:20	Dark	42.000	81	Eta Cen	2.3560	28000.	84	14695	No
263	GOM_NL__2PRFIN20041221_174232_000000402033_00112_14695_7453.N1	21-DEC-2004 17:42:32	Dark	39.500	78	Alp Lup	2.3040	28000.	79	14695	No
264	GOM_NL__2PRFIN20041221_174559_000000452033_00112_14695_7454.N1	21-DEC-2004 17:45:59	Dark	44.500	4	Alp1Cen	-0.010000	5800.0	89	14695	No
265	GOM_NL__2PRFIN20041221_174919_000000452033_00113_14696_7420.N1	21-DEC-2004 17:49:19	Dark	44.500	12	Alp1Cru	0.77500	30000.	89	14696	No
266	GOM_NL__2PRFIN20041221_175418_000000412033_00113_14696_7421.N1	21-DEC-2004 17:54:18	Dark	40.500	159	Ups Car	2.9200	7200.0	81	14696	No
267	GOM_NL__2PRFIN20041221_175548_000000442033_00113_14696_7422.N1	21-DEC-2004 17:55:48	Dark	43.500	71	Iot Car	2.2460	7700.0	87	14696	No
268	GOM_NL__2PRFIN20041221_175736_000000462033_00113_14696_7423.N1	21-DEC-2004 17:57:36	Dark	45.500	41	Eps Car	1.8600	4100.0	91	14696	No
269	GOM_NL__2PRFIN20041221_180033_000000532033_00113_14696_7424.N1	21-DEC-2004 18:00:33	Dark	52.500	34	Gam2Vel	1.7930	23000.	105	14696	No
270	GOM_NL__2PRFIN20041221_180214_000000522033_00113_14696_7425.N1	21-DEC-2004 18:02:14	Dark	51.500	2	Alp Car	-0.73600	7000.0	103	14696	No
271	GOM_NL__2PRFIN20041221_180511_000000542033_00113_14696_7426.N1	21-DEC-2004 18:05:11	Dark	54.000	117	Pi Pup	2.7060	3800.0	108	14696	No
272	GOM_NL__2PRFIN20041221_180815_000000542033_00113_14696_7427.N1	21-DEC-2004 18:08:15	Straylight	54.000	23	21Eps CMa	1.5020	26000.	108	14696	No
273	GOM_NL__2PRFIN20041221_180956_000000532033_00113_14696_7428.N1	21-DEC-2004 18:09:56	Straylight	52.500	179	24Omi2CMa	3.0320	24000.	105	14696	No
274	GOM_NL__2PRFIN20041221_181243_000000632033_00113_14696_7429.N1	21-DEC-2004 18:12:43	Straylight	63.000	1	9Alp CMa	-1.4400	11000.	126	14696	No
275	GOM_NL__2PRFIN20041221_181554_000000512033_00113_14696_7430.N1	21-DEC-2004 18:15:54	Straylight	50.500	7	19Bet Ori	0.10000	14000.	101	14696	No
276	GOM_NL__2PRFIN20041221_181759_000000482033_00113_14696_7431.N1	21-DEC-2004 18:17:59	Straylight	48.000	30	46Eps Ori	1.6940	30000.	96	14696	No
277	GOM_NL__2PRFIN20041221_182051_000000552033_00113_14696_7432.N1	21-DEC-2004 18:20:51	Tw_i_and_stray	54.500	14	58Alp Ori	0.87000	3000.0	109	14696	No
278	GOM_NL__2PRFIN20041221_182307_000000482033_00113_14696_7433.N1	21-DEC-2004 18:23:07	Tw_i_and_stray	48.000	13	87Alp Tau	0.86700	3800.0	96	14696	No

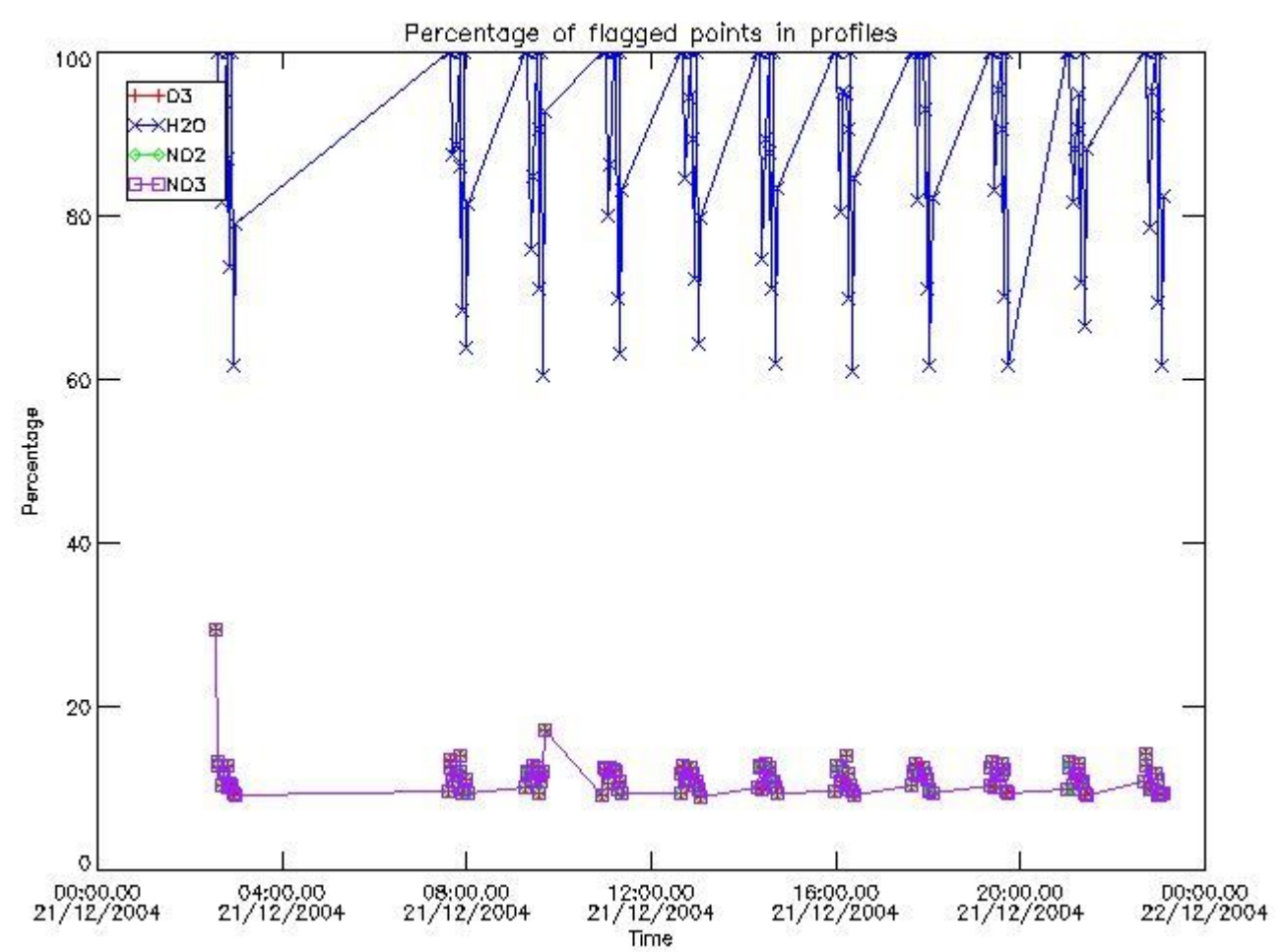
279	GOM_NL__2PRFIN20041221_182455_000000422033_00113_14696_7434.N1	21-DEC-2004 18:24:55	Bright	42.000	176	23Zet Tau	3.0200	22000.	84	14696	No
280	GOM_NL__2PRFIN20041221_182659_000000412033_00113_14696_7435.N1	21-DEC-2004 18:26:59	Bright	41.000	28	12Bet Tau	1.6500	15200.	82	14696	No
281	GOM_NL__2PRFIN20041221_182950_000000372033_00113_14696_7436.N1	21-DEC-2004 18:29:50	Bright	36.500	149	45Eps Per	2.8880	30000.	73	14696	No
282	GOM_NL__2PRFIN20041221_183204_000000382033_00113_14696_7437.N1	21-DEC-2004 18:32:04	Bright	37.500	175	39Del Per	3.0100	19400.	75	14696	No
283	GOM_NL__2PRFIN20041221_183359_000000392033_00113_14696_7438.N1	21-DEC-2004 18:33:59	Bright	38.500	160	23Gam Per	2.9300	4700.0	77	14696	No
284	GOM_NL__2PRFIN20041221_183728_000000382033_00113_14696_7439.N1	21-DEC-2004 18:37:28	Bright	38.000	110	37Del Cas	2.6780	8900.0	76	14696	No
285	GOM_NL__2PRFIN20041221_184341_000000392033_00113_14696_7440.N1	21-DEC-2004 18:43:41	Bright	38.500	49	1Alp UMi	1.9900	6300.0	77	14696	No
286	GOM_NL__2PRFIN20041221_184821_000000352033_00113_14696_7441.N1	21-DEC-2004 18:48:21	Bright	35.000	60	7Bet UMi	2.0810	3950.0	70	14696	No
287	GOM_NL__2PRFIN20041221_185149_000000402033_00113_14696_7442.N1	21-DEC-2004 18:51:49	Bright	39.500	119	14Eta Dra	2.7270	4700.0	79	14696	No
288	GOM_NL__2PRFIN20041221_185326_000000442033_00113_14696_7443.N1	21-DEC-2004 18:53:26	Bright	43.500	55	79Zet UMa	2.0600	10200.	87	14696	No
289	GOM_NL__2PRFIN20041221_185528_000000452033_00113_14696_7444.N1	21-DEC-2004 18:55:28	Bright	45.000	39	85Eta UMa	1.8540	24000.	90	14696	No
290	GOM_NL__2PRFIN20041221_185904_000000402033_00113_14696_7445.N1	21-DEC-2004 18:59:04	Bright	40.000	180	27Gam Boo	3.0400	8000.0	80	14696	No
291	GOM_NL__2PRFIN20041221_190224_000000402033_00113_14696_7446.N1	21-DEC-2004 19:02:24	Bright	40.000	83		2.3780	11000.	80	14696	No
292	GOM_NL__2PRFIN20041221_190558_000000642033_00113_14696_7447.N1	21-DEC-2004 19:05:58	Bright	64.000	111	8Eta Boo	2.6800	6000.0	128	14696	No
293	GOM_NL__2PRFIN20041221_191035_000000672033_00113_14696_7448.N1	21-DEC-2004 19:10:35	Bright	67.000	138	47Eps Vir	2.8280	4700.0	134	14696	No
294	GOM_NL__2PRFIN20041221_191442_000000542033_00113_14696_7449.N1	21-DEC-2004 19:14:42	Bright	54.000	122	9Alp2Lib	2.7470	9700.0	108	14696	No
295	GOM_NL__2PRFIN20041221_191636_000000572033_00113_14696_7450.N1	21-DEC-2004 19:16:36	Tw_i_and_stray	57.000	15	67Alp Vir	0.97600	28000.	114	14696	No
296	GOM_NL__2PRFIN20041221_192007_000000492033_00113_14696_7451.N1	21-DEC-2004 19:20:07	Dark	49.000	169	46Gam Hya	2.9910	4700.0	98	14696	No
297	GOM_NL__2PRFIN20041221_192156_000000412033_00113_14696_7452.N1	21-DEC-2004 19:21:56	Dark	41.000	81	Eta Cen	2.3560	28000.	82	14696	No
298	GOM_NL__2PRFIN20041221_192308_000000392033_00113_14696_7453.N1	21-DEC-2004 19:23:08	Dark	38.500	78	Alp Lup	2.3040	28000.	77	14696	No
299	GOM_NL__2PRFIN20041221_192636_000000512033_00113_14696_7454.N1	21-DEC-2004 19:26:36	Dark	50.500	4	Alp1Cen	-0.010000	5800.0	101	14696	No
300	GOM_NL__2PRFIN20041221_192955_000000442033_00114_14697_7420.N1	21-DEC-2004 19:29:55	Dark	44.000	12	Alp1Cru	0.77500	30000.	88	14697	No
301	GOM_NL__2PRFIN20041221_193455_000000402033_00114_14697_7421.N1	21-DEC-2004 19:34:55	Dark	39.500	159	Ups Car	2.9200	7200.0	79	14697	No
302	GOM_NL__2PRFIN20041221_193625_000000442033_00114_14697_7422.N1	21-DEC-2004 19:36:25	Dark	43.500	71	Iot Car	2.2460	7700.0	87	14697	No
303	GOM_NL__2PRFIN20041221_193813_000000462033_00114_14697_7423.N1	21-DEC-2004 19:38:13	Dark	45.500	41	Eps Car	1.8600	4100.0	91	14697	No
304	GOM_NL__2PRFIN20041221_194110_000000532033_00114_14697_7424.N1	21-DEC-2004 19:41:10	Dark	53.000	34	Gam2Vel	1.7930	23000.	106	14697	No
305	GOM_NL__2PRFIN20041221_194251_000000542033_00114_14697_7425.N1	21-DEC-2004 19:42:51	Dark	53.500	2	Alp Car	-0.73600	7000.0	107	14697	No
306	GOM_NL__2PRFIN20041221_205111_000000652033_00114_14697_7426.N1	21-DEC-2004 20:51:11	Bright	65.000	138	47Eps Vir	2.8280	4700.0	130	14697	No
307	GOM_NL__2PRFIN20041221_205518_000000542033_00114_14697_7427.N1	21-DEC-2004 20:55:18	Bright	53.500	122	9Alp2Lib	2.7470	9700.0	107	14697	No
308	GOM_NL__2PRFIN20041221_205713_000000552033_00114_14697_7428.N1	21-DEC-2004 20:57:13	Tw_i_and_stray	55.000	15	67Alp Vir	0.97600	28000.	110	14697	No
309	GOM_NL__2PRFIN20041221_210044_000000512033_00114_14697_7429.N1	21-DEC-2004 21:00:44	Dark	51.000	169	46Gam Hya	2.9910	4700.0	102	14697	No
310	GOM_NL__2PRFIN20041221_210232_000000412033_00114_14697_7430.N1	21-DEC-2004 21:02:32	Dark	40.500	81	Eta Cen	2.3560	28000.	81	14697	No
311	GOM_NL__2PRFIN20041221_210345_000000392033_00114_14697_7431.N1	21-DEC-2004 21:03:45	Dark	38.500	78	Alp Lup	2.3040	28000.	77	14697	No
312	GOM_NL__2PRFIN20041221_210712_000000522033_00114_14697_7432.N1	21-DEC-2004 21:07:12	Dark	52.000	4	Alp1Cen	-0.010000	5800.0	104	14697	No
313	GOM_NL__2PRFIN20041221_211031_000000432033_00115_14698_7420.N1	21-DEC-2004 21:10:31	Dark	43.000	12	Alp1Cru	0.77500	30000.	86	14698	No
314	GOM_NL__2PRFIN20041221_211531_000000402033_00115_14698_7421.N1	21-DEC-2004 21:15:31	Dark	39.500	159	Ups Car	2.9200	7200.0	79	14698	No
315	GOM_NL__2PRFIN20041221_211701_000000432033_00115_14698_7422.N1	21-DEC-2004 21:17:01	Dark	43.000	71	Iot Car	2.2460	7700.0	86	14698	No
316	GOM_NL__2PRFIN20041221_211848_000000492033_00115_14698_7423.N1	21-DEC-2004 21:18:48	Dark	48.500	41	Eps Car	1.8600	4100.0	97	14698	No
317	GOM_NL__2PRFIN20041221_212146_000000472033_00115_14698_7424.N1	21-DEC-2004 21:21:46	Dark	47.000	34	Gam2Vel	1.7930	23000.	94	14698	No
318	GOM_NL__2PRFIN20041221_212327_000000542033_00115_14698_7425.N1	21-DEC-2004 21:23:27	Dark	54.000	2	Alp Car	-0.73600	7000.0	108	14698	No
319	GOM_NL__2PRFIN20041221_212624_000000552033_00115_14698_7426.N1	21-DEC-2004 21:26:24	Dark	55.000	117	Pi Pup	2.7060	3800.0	110	14698	No
320	GOM_NL__2PRFIN20041221_212927_000000552033_00115_14698_7427.N1	21-DEC-2004 21:29:27	Straylight	54.500	23	21Eps CMa	1.5020	26000.	109	14698	No
321	GOM_NL__2PRFIN20041221_213107_000000562033_00115_14698_7428.N1	21-DEC-2004 21:31:07	Straylight	56.000	179	24Omi2CMa	3.0320	24000.	112	14698	No
322	GOM_NL__2PRFIN20041221_213355_000000622033_00115_14698_7429.N1	21-DEC-2004 21:33:55	Straylight	62.000	1	9Alp CMa	-1.4400	11000.	124	14698	No
323	GOM_NL__2PRFIN20041221_213706_000000512033_00115_14698_7430.N1	21-DEC-2004 21:37:06	Straylight	50.500	7	19Bet Ori	0.10000	14000.	101	14698	No
324	GOM_NL__2PRFIN20041221_213910_000000502033_00115_14698_7431.N1	21-DEC-2004 21:39:10	Straylight	49.500	30	46Eps Ori	1.6940	30000.	99	14698	No
325	GOM_NL__2PRFIN20041221_214202_000000612033_00115_14698_7432.N1	21-DEC-2004 21:42:02	Tw_i_and_stray	61.000	14	58Alp Ori	0.87000	3000.0	122	14698	No
326	GOM_NL__2PRFIN20041221_214419_000000522033_00115_14698_7433.N1	21-DEC-2004 21:44:19	Tw_i_and_stray	52.000	13	87Alp Tau	0.86700	3800.0	104	14698	No
327	GOM_NL__2PRFIN20041221_214606_000000432033_00115_14698_7434.N1	21-DEC-2004 21:46:06	Bright	43.000	176	23Zet Tau	3.0200	22000.	86	14698	No
328	GOM_NL__2PRFIN20041221_214811_000000422033_00115_14698_7435.N1	21-DEC-2004 21:48:11	Bright	41.500	28	12Bet Tau	1.6500	15200.	83	14698	No
329	GOM_NL__2PRFIN20041221_215102_000000362033_00115_14698_7436.N1	21-DEC-2004 21:51:02	Bright	35.500	149	45Eps Per	2.8880	30000.	71	14698	No
330	GOM_NL__2PRFIN20041221_215316_000000372033_00115_14698_7437.N1	21-DEC-2004 21:53:16	Bright	36.500	175	39Del Per	3.0100	19400.	73	14698	No
331	GOM_NL__2PRFIN20041221_215511_000000382033_00115_14698_7438.N1	21-DEC-2004 21:55:11	Bright	37.500	160	23Gam Per	2.9300	4700.0	75	14698	No
332	GOM_NL__2PRFIN20041221_215841_000000392033_00115_14698_7439.N1	21-DEC-2004 21:58:41	Bright	38.500	110	37Del Cas	2.6780	8900.0	77	14698	No
333	GOM_NL__2PRFIN20041221_220453_000000382033_00115_14698_7440.N1	21-DEC-2004 22:04:53	Bright	38.000	49	1Alp UMi	1.9900	6300.0	76	14698	No
334	GOM_NL__2PRFIN20041221_220932_000000402033_00115_14698_7441.N1	21-DEC-2004 22:09:32	Bright	40.000	60	7Bet UMi	2.0810	3950.0	80	14698	No
335	GOM_NL__2PRFIN20041221_221302_000000382033_00115_14698_7442.N1	21-DEC-2004 22:13:02	Bright	37.500	119	14Eta Dra	2.7270	4700.0	75	14698	No
336	GOM_NL__2PRFIN20041221_221438_000000442033_00115_14698_7443.N1	21-DEC-2004 22:14:38	Bright	44.000	55	79Zet UMa	2.0600	10200.	88	14698	No
337	GOM_NL__2PRFIN20041221_221640_000000442033_00115_14698_7444.N1	21-DEC-2004 22:16:40	Bright	43.500	39	85Eta UMa	1.8540	24000.	87	14698	No

338	GOM_NL__2PRFIN20041221_222016_000000412033_00115_14698_7445.N1	21-DEC-2004 22:20:16	Bright	40.500	180	27Gam Boo	3.0400	8000.0	81	14698	No
339	GOM_NL__2PRFIN20041221_222337_000000392033_00115_14698_7446.N1	21-DEC-2004 22:23:37	Bright	39.000	83		2.3780	11000.	78	14698	No
340	GOM_NL__2PRFIN20041221_222711_000000522033_00115_14698_7447.N1	21-DEC-2004 22:27:11	Bright	52.000	111	8Eta Boo	2.6800	6000.0	104	14698	No
341	GOM_NL__2PRFIN20041221_223148_000000682033_00115_14698_7448.N1	21-DEC-2004 22:31:48	Bright	67.500	138	47Eps Vir	2.8280	4700.0	135	14698	No
342	GOM_NL__2PRFIN20041221_223554_000000542033_00115_14698_7449.N1	21-DEC-2004 22:35:54	Bright	54.000	122	9Alp2Lib	2.7470	9700.0	108	14698	No
343	GOM_NL__2PRFIN20041221_223750_000000592033_00115_14698_7450.N1	21-DEC-2004 22:37:50	Twilight	58.500	15	67Alp Vir	0.97600	28000.	117	14698	No
344	GOM_NL__2PRFIN20041221_224121_000000472033_00115_14698_7451.N1	21-DEC-2004 22:41:21	Dark	46.500	169	46Gam Hya	2.9910	4700.0	93	14698	No
345	GOM_NL__2PRFIN20041221_224308_000000402033_00115_14698_7452.N1	21-DEC-2004 22:43:08	Dark	40.000	81	Eta Cen	2.3560	28000.	80	14698	No
346	GOM_NL__2PRFIN20041221_224421_000000402033_00115_14698_7453.N1	21-DEC-2004 22:44:21	Dark	39.500	78	Alp Lup	2.3040	28000.	79	14698	No
347	GOM_NL__2PRFIN20041221_224747_000000522033_00115_14698_7454.N1	21-DEC-2004 22:47:47	Dark	52.000	4	Alp1Cen	-0.010000	5800.0	104	14698	No
348	GOM_NL__2PRFIN20041221_225107_000000522033_00116_14699_7420.N1	21-DEC-2004 22:51:07	Dark	51.500	12	Alp1Cru	0.77500	30000.	103	14699	No
349	GOM_NL__2PRFIN20041221_225606_000000442033_00116_14699_7421.N1	21-DEC-2004 22:56:06	Dark	43.500	159	Ups Car	2.9200	7200.0	87	14699	No
350	GOM_NL__2PRFIN20041221_225735_000000462033_00116_14699_7422.N1	21-DEC-2004 22:57:35	Dark	46.000	71	Iot Car	2.2460	7700.0	92	14699	No
351	GOM_NL__2PRFIN20041221_225923_000000562033_00116_14699_7423.N1	21-DEC-2004 22:59:23	Dark	56.000	41	Eps Car	1.8600	4100.0	112	14699	No
352	GOM_NL__2PRFIN20041221_230220_000000562033_00116_14699_7424.N1	21-DEC-2004 23:02:20	Dark	56.000	34	Gam2Vel	1.7930	23000.	112	14699	No
353	GOM_NL__2PRFIN20041221_230402_000000542033_00116_14699_7425.N1	21-DEC-2004 23:04:02	Dark	54.000	2	Alp Car	-0.73600	7000.0	108	14699	No
354	GOM_NL__2PRFIN20041221_230658_000000552033_00116_14699_7426.N1	21-DEC-2004 23:06:58	Dark	54.500	117	Pi Pup	2.7060	3800.0	109	14699	No
355	GOM_NL__2PRFIN20041221_231004_000000512033_00116_14699_7427.N1	21-DEC-2004 23:10:04	Straylight	50.500	23	21Eps CMa	1.5020	26000.	101	14699	No
356	GOM_NL__2PRFIN20041221_231145_000000522033_00116_14699_7428.N1	21-DEC-2004 23:11:45	Straylight	51.500	179	24Omi2CMa	3.0320	24000.	103	14699	No
357	GOM_NL__2PRFIN20041221_231429_000000652033_00116_14699_7429.N1	21-DEC-2004 23:14:29	Straylight	65.000	1	9Alp CMa	-1.4400	11000.	130	14699	No
358	GOM_NL__2PRFIN20041221_231741_000000542033_00116_14699_7430.N1	21-DEC-2004 23:17:41	Straylight	54.000	7	19Bet Ori	0.10000	14000.	108	14699	No
359	GOM_NL__2PRFIN20041221_231945_000000502033_00116_14699_7431.N1	21-DEC-2004 23:19:45	Straylight	49.500	30	46Eps Ori	1.6940	30000.	99	14699	No
360	GOM_NL__2PRFIN20041221_232237_000000572033_00116_14699_7432.N1	21-DEC-2004 23:22:37	Twilight	56.500	14	58Alp Ori	0.87000	3000.0	113	14699	No
361	GOM_NL__2PRFIN20041221_232454_000000522033_00116_14699_7433.N1	21-DEC-2004 23:24:54	Twilight	52.000	13	87Alp Tau	0.86700	3800.0	104	14699	No
362	GOM_NL__2PRFIN20041221_232642_000000432033_00116_14699_7434.N1	21-DEC-2004 23:26:42	Bright	42.500	176	23Zet Tau	3.0200	22000.	85	14699	No
363	GOM_NL__2PRFIN20041221_232846_000000432033_00116_14699_7435.N1	21-DEC-2004 23:28:46	Bright	42.500	28	12Bet Tau	1.6500	15200.	85	14699	No
364	GOM_NL__2PRFIN20041221_233137_000000382033_00116_14699_7436.N1	21-DEC-2004 23:31:37	Bright	37.500	149	45Eps Per	2.8880	30000.	75	14699	No
365	GOM_NL__2PRFIN20041221_233351_000000382033_00116_14699_7437.N1	21-DEC-2004 23:33:51	Bright	37.500	175	39Del Per	3.0100	19400.	75	14699	No
366	GOM_NL__2PRFIN20041221_233547_000000362033_00116_14699_7438.N1	21-DEC-2004 23:35:47	Bright	36.000	160	23Gam Per	2.9300	4700.0	72	14699	No
367	GOM_NL__2PRFIN20041221_233917_000000392033_00116_14699_7439.N1	21-DEC-2004 23:39:17	Bright	38.500	110	37Del Cas	2.6780	8900.0	77	14699	No
368	GOM_NL__2PRFIN20041221_234528_000000382033_00116_14699_7440.N1	21-DEC-2004 23:45:28	Bright	38.000	49	1Alp UMi	1.9900	6300.0	76	14699	No
369	GOM_NL__2PRFIN20041221_235007_000000352033_00116_14699_7441.N1	21-DEC-2004 23:50:07	Bright	35.000	60	7Bet UMi	2.0810	3950.0	70	14699	No
370	GOM_NL__2PRFIN20041221_235337_000000382033_00116_14699_7442.N1	21-DEC-2004 23:53:37	Bright	38.000	119	14Eta Dra	2.7270	4700.0	76	14699	No
371	GOM_NL__2PRFIN20041221_235513_000000612033_00116_14699_7443.N1	21-DEC-2004 23:55:13	Bright	61.000	55	79Zet UMa	2.0600	10200.	122	14699	No
372	GOM_NL__2PRFIN20041221_235715_000000452033_00116_14699_7444.N1	21-DEC-2004 23:57:15	Bright	44.500	39	85Eta UMa	1.8540	24000.	89	14699	No

3. Quality information per product

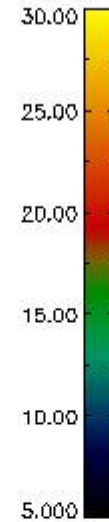
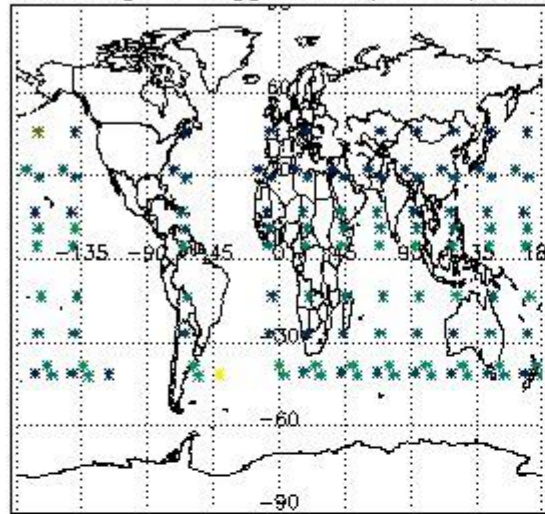
In this section it is plotted some information contained in the Quality Summary data set of the level 2 products. Only products in dark limb conditions and without errors (error flag in the MPH set to "0") are used.

3.1 Plot quality information per product (time dependant)

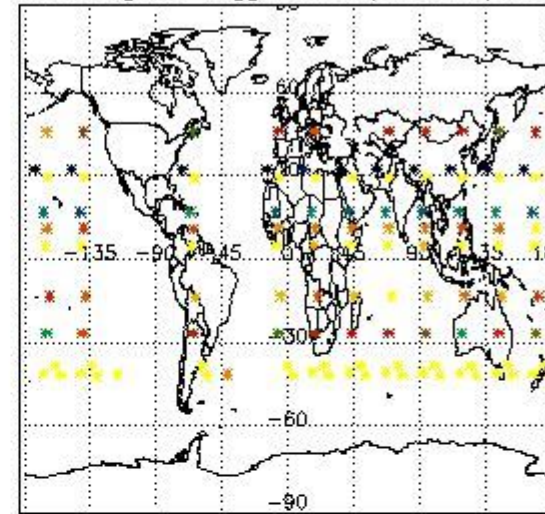


3.2 Plot quality information per product (world map)

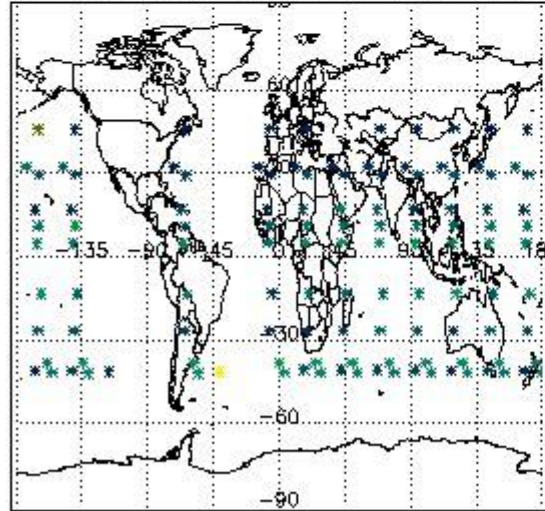
Percentage of flagged data per O3 profile



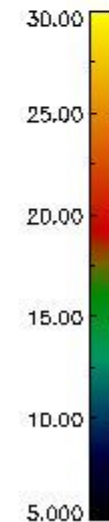
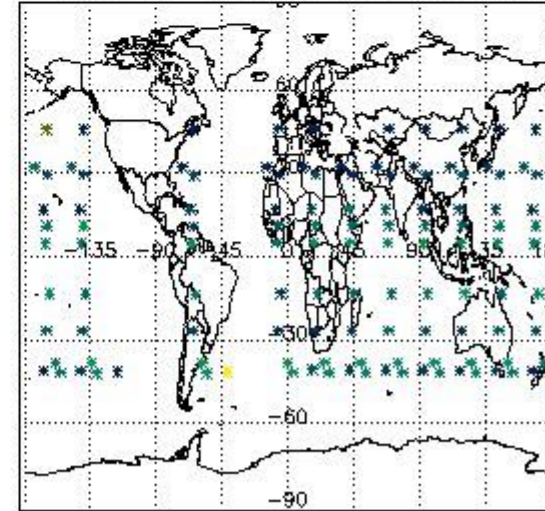
Percentage of flagged data per H2O profile



Percentage of flagged data per NO2 profile



Percentage of flagged data per NO3 profile

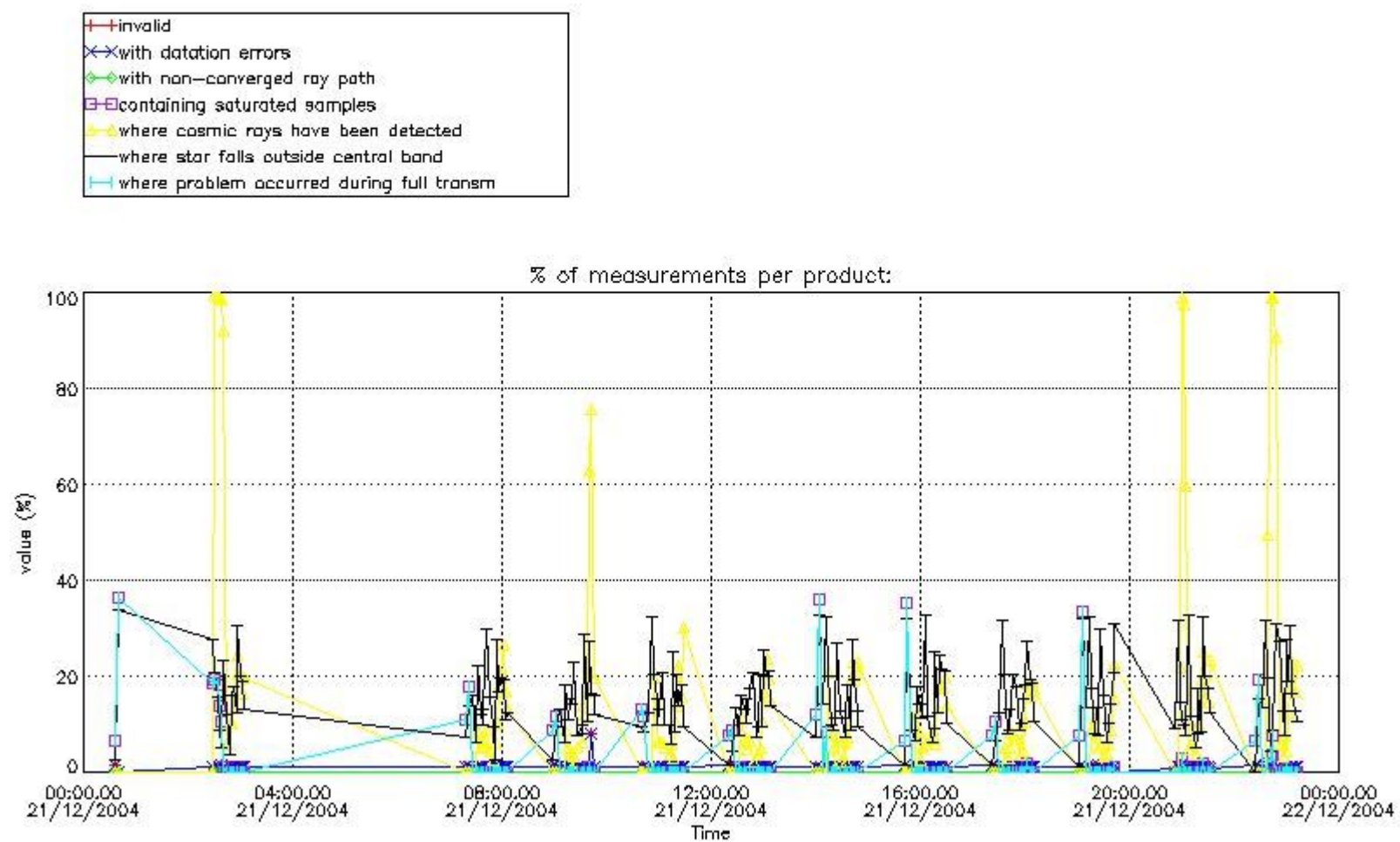


4. Level 1 quality information per product

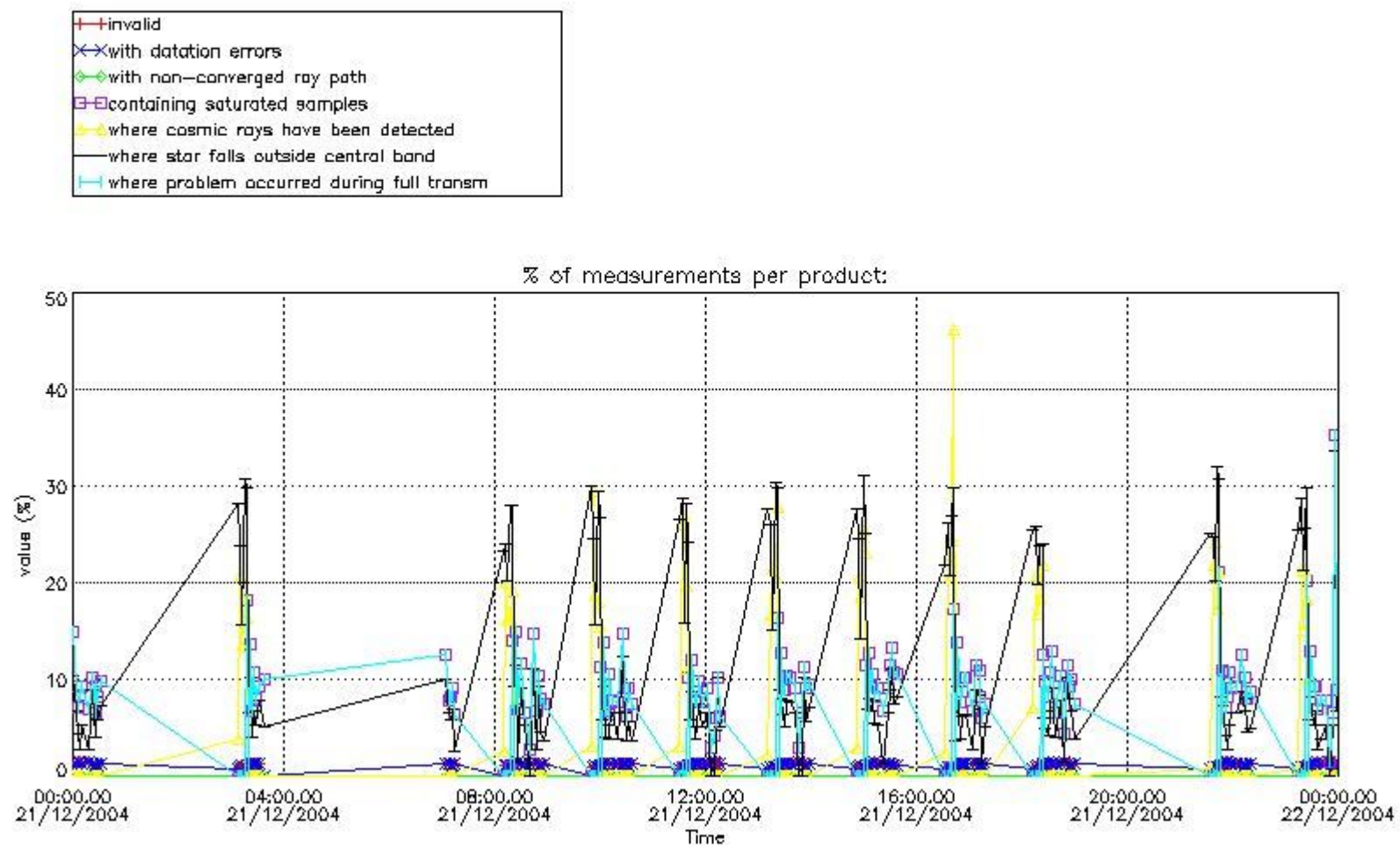
In this section it is plotted some information contained in the Quality Summary data set of the level 2 products that comes from the level 1b processing. Products without errors (error flag in the MPH set to "0") are used.

4.1 Plot quality information per product (time dependant) coming from level 1b processing

4.1.1 Plot level 1 quality information per product (time dependant): ENVISAT ASCENDING passes

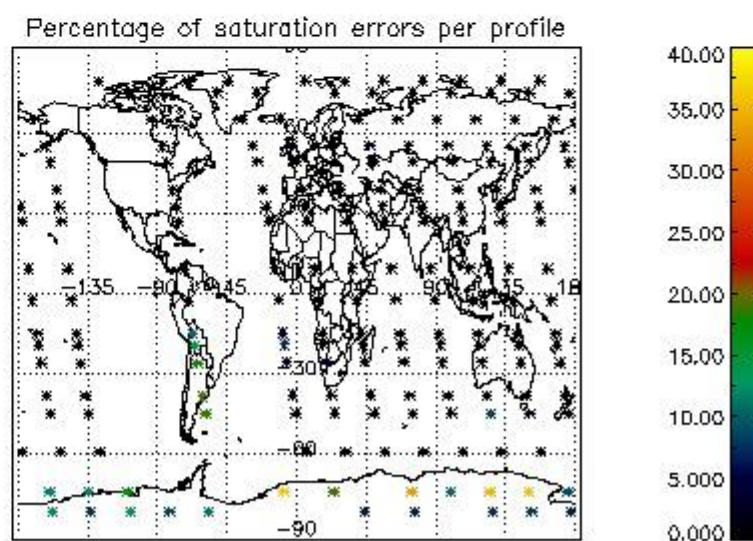
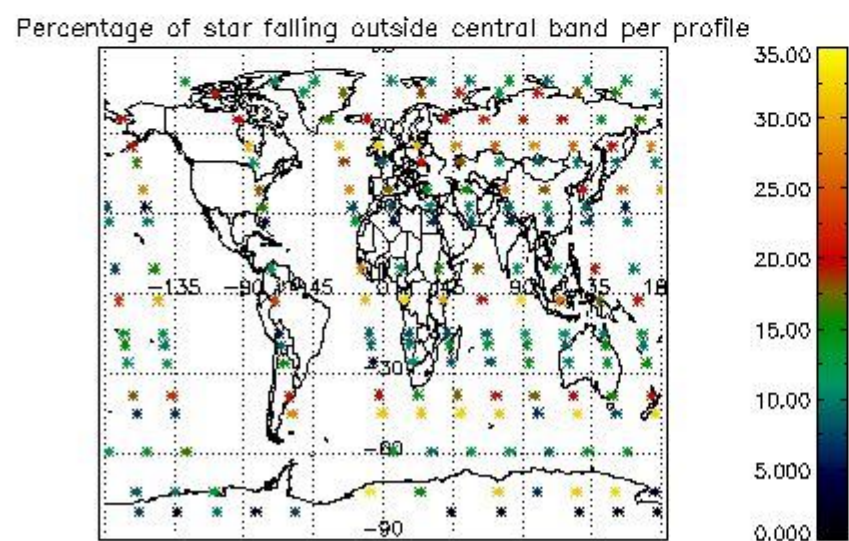
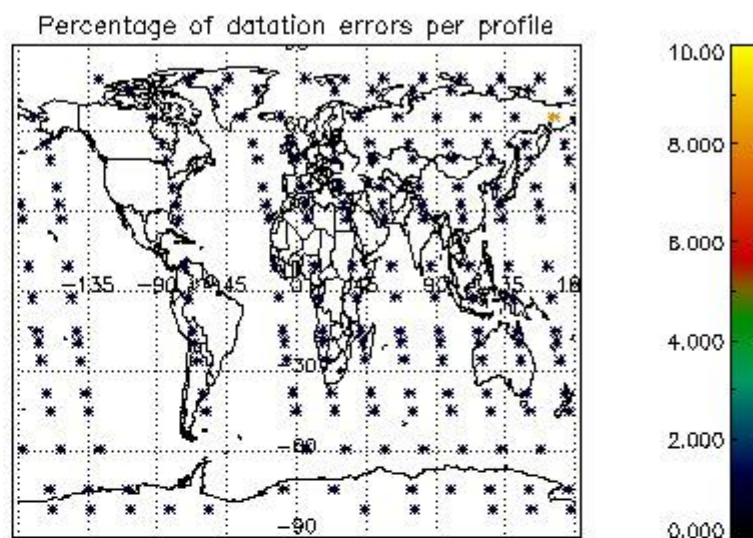
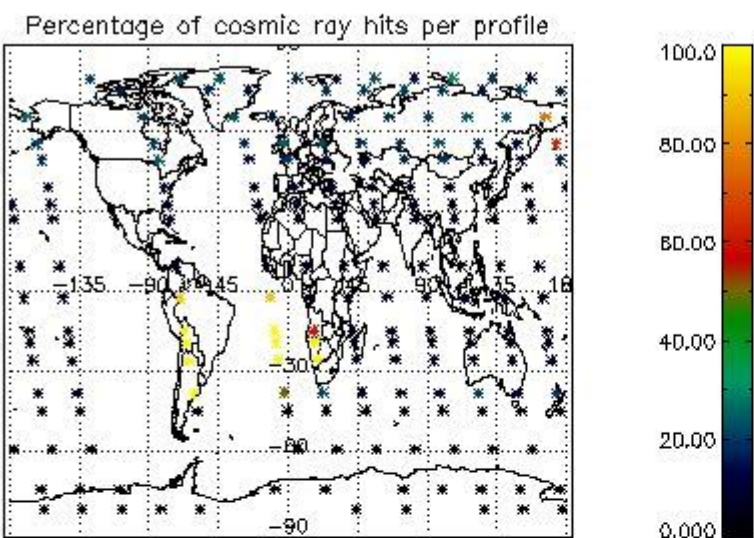


4.1.2 Plot level 1 quality information per product (time dependant): ENVI SAT DESCENDING passes



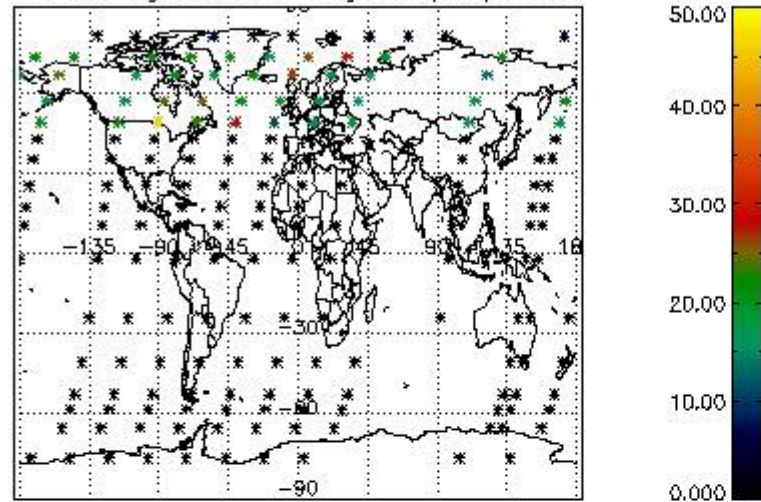
4.2 Plot quality information per product coming from level 1b processing (world map)

4.2.1 Plot level 1 quality information per product (world map): ENVISAT ASCENDING passes

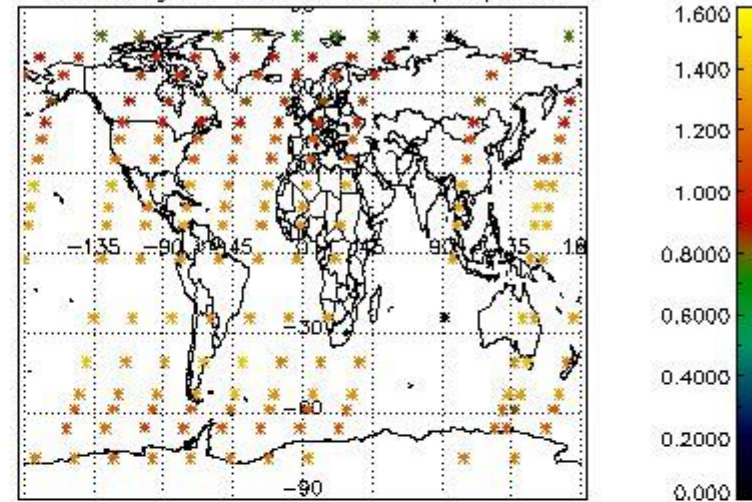


4.2.2 Plot level 1 quality information per product (world map): ENVISAT DESCENDING passes

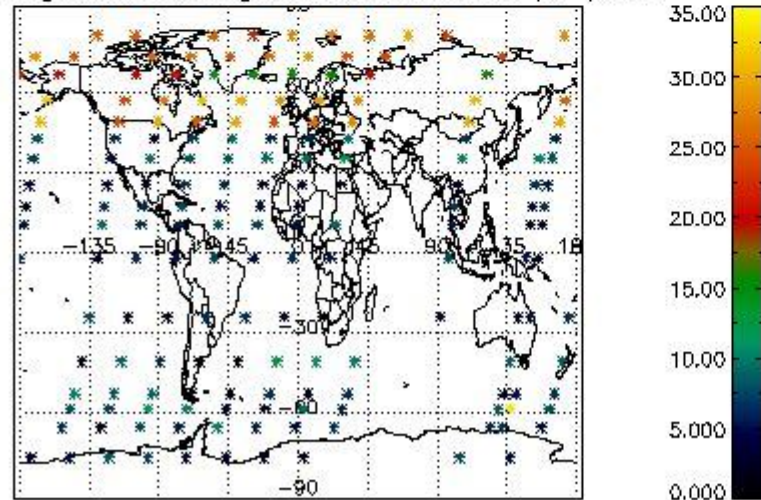
Percentage of cosmic ray hits per profile



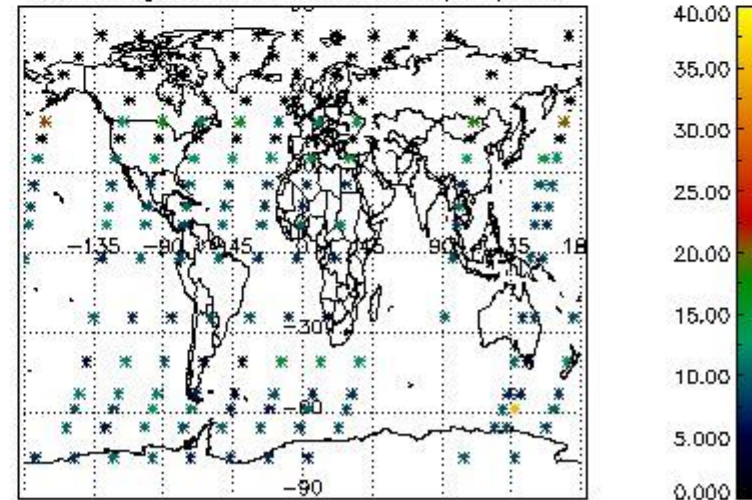
Percentage of datation errors per profile



Percentage of star falling outside central band per profile



Percentage of saturation errors per profile



5. Trace gas profiles

5.1 Ozone statistics based on quality of products

The final quality of the products can be "measured" using the STD (Standard Deviation) attached to every point profile. This information is written to the parameter GOM_NL__2P/NL_LOCAL_SPECIES_DENSITY/o3_std of the level 2 products. The table below shows the statistics for given STD ranges.

The statistics are given with respect to the overall valid production:

- Products without fatal errors: GOM_NL__2P/MPH/PRODUCT_ERR=0
- Valid point profile: GOM_NL__2P/NL_LOCAL_SPECIES_DENSITY/pcd(0)=0

The 'Criteria' is applied to valid points of dark limb products:

- Products in dark limb illumination condition: GOM_NL__2P/NL_SUMMARY_QUALITY/obs_ill_cond=0
- Products without fatal errors: GOM_NL__2P/MPH/PRODUCT_ERR=0
- Valid point profile: GOM_NL__2P/NL_LOCAL_SPECIES_DENSITY/pcd(0)=0

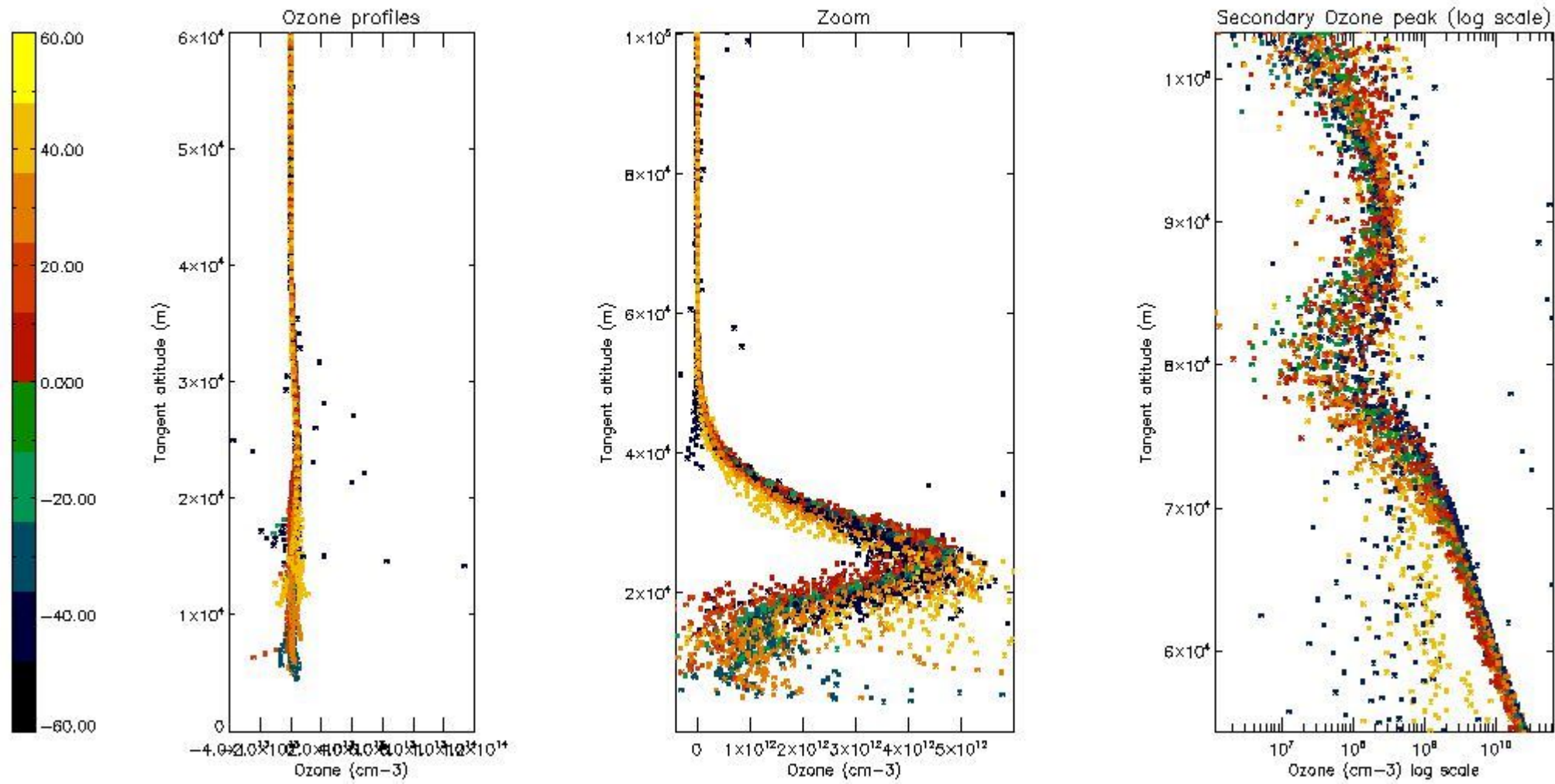
So, the table below shows the percentage of dark limb and valid observations for each criteria with respect to the overall valid daily observations.

Criteria	% of total production
All STD	33
STD < 20	17

STD < 10	14
STD < 5	9

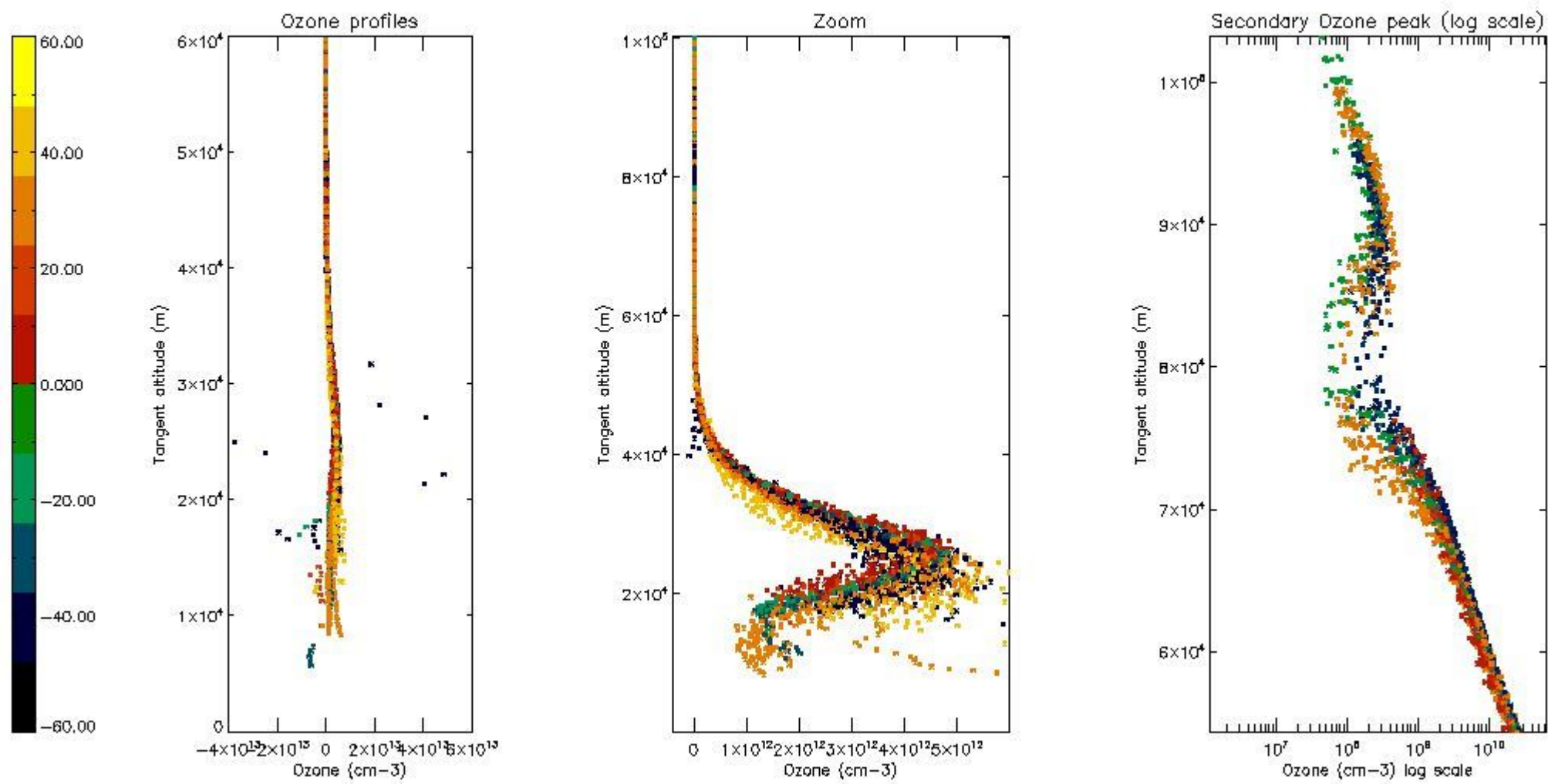
5.2 Plot ozone profiles for all STD (dark without errors)

The colorbar represents the latitude.



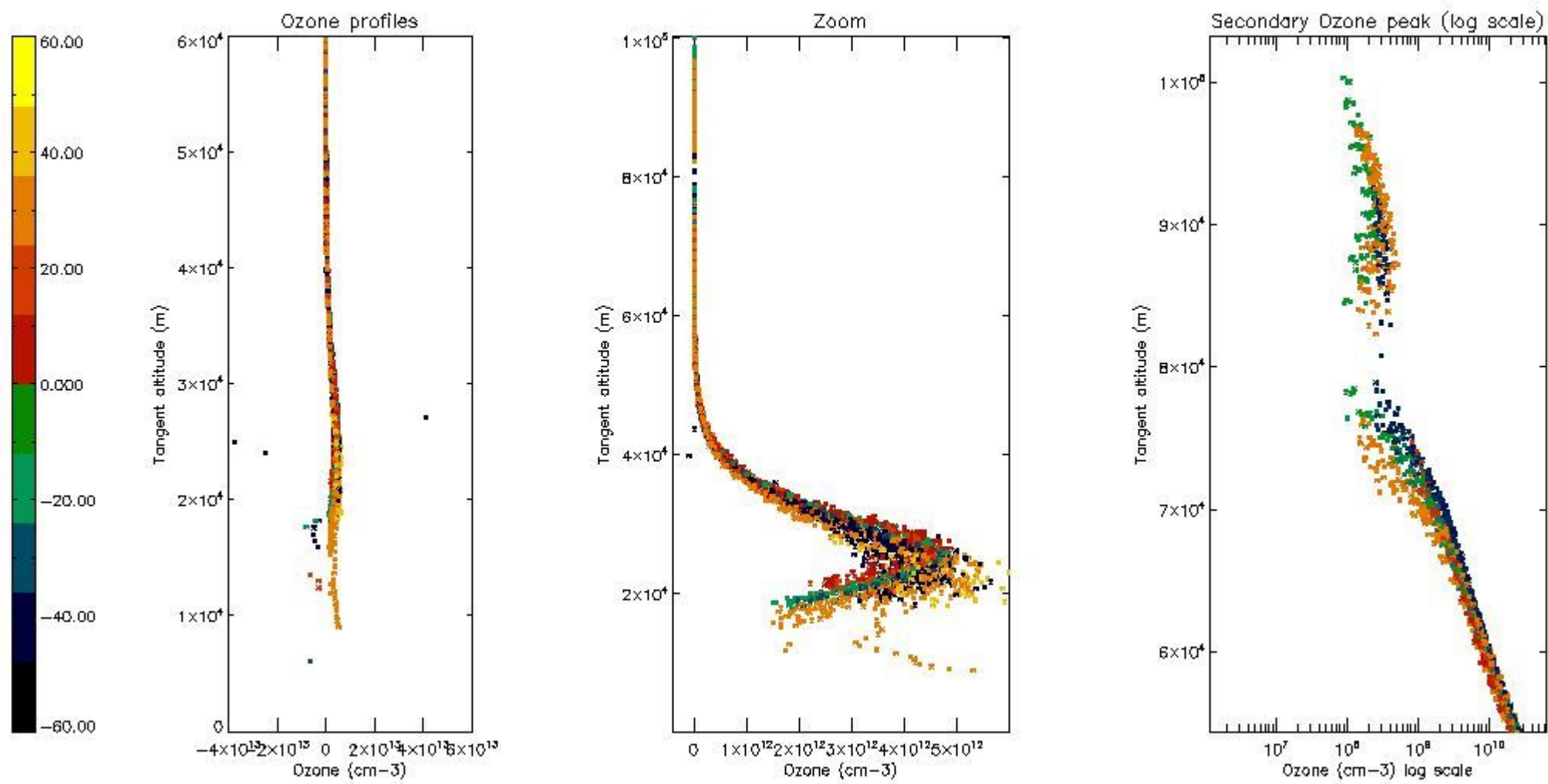
5.3 Plot ozone profiles where STD < 20% (dark without errors)

The colorbar represents the latitude.



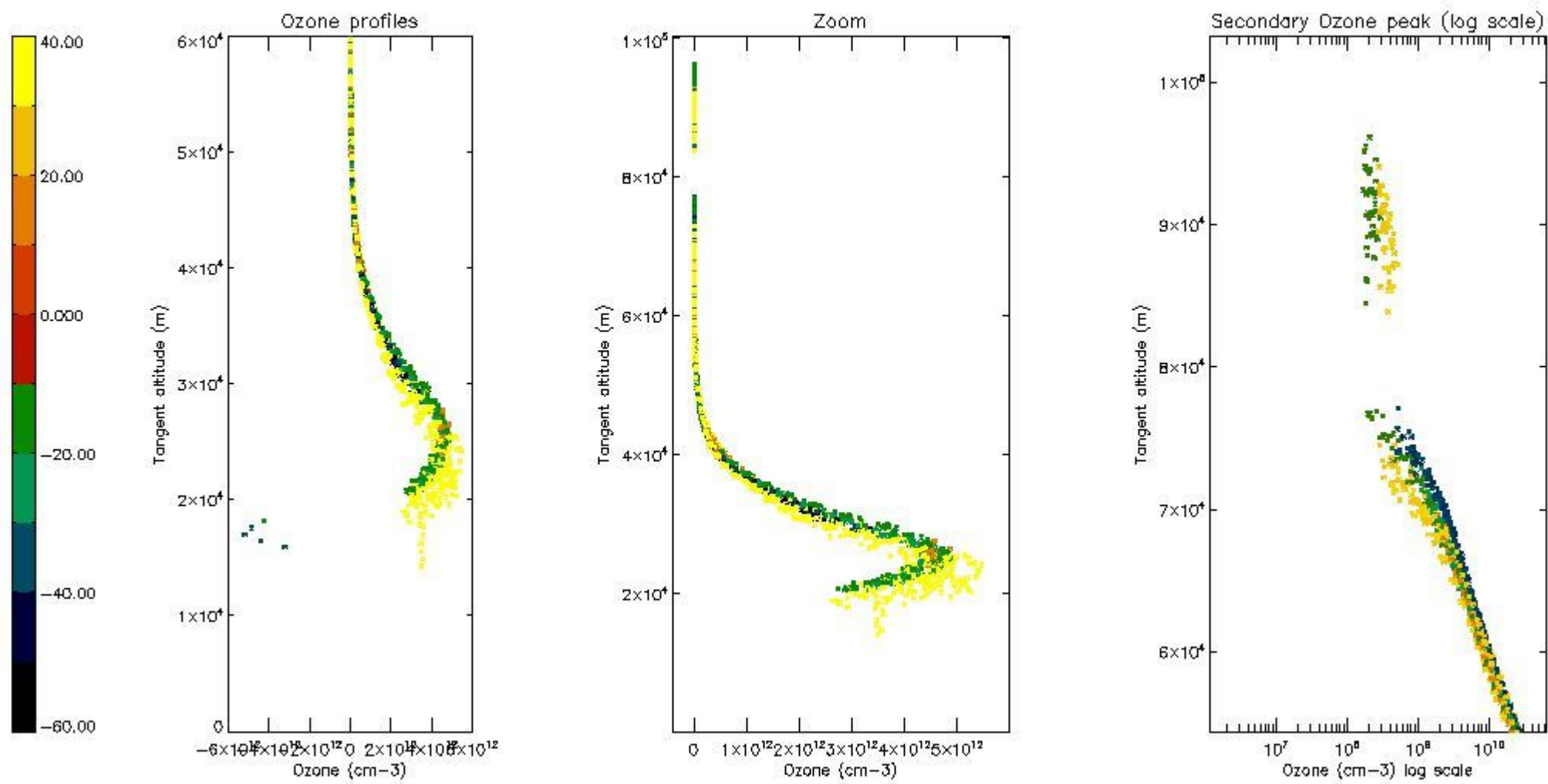
5.4 Plot ozone profiles where STD < 10% (dark without errors)

The colorbar represents the latitude.



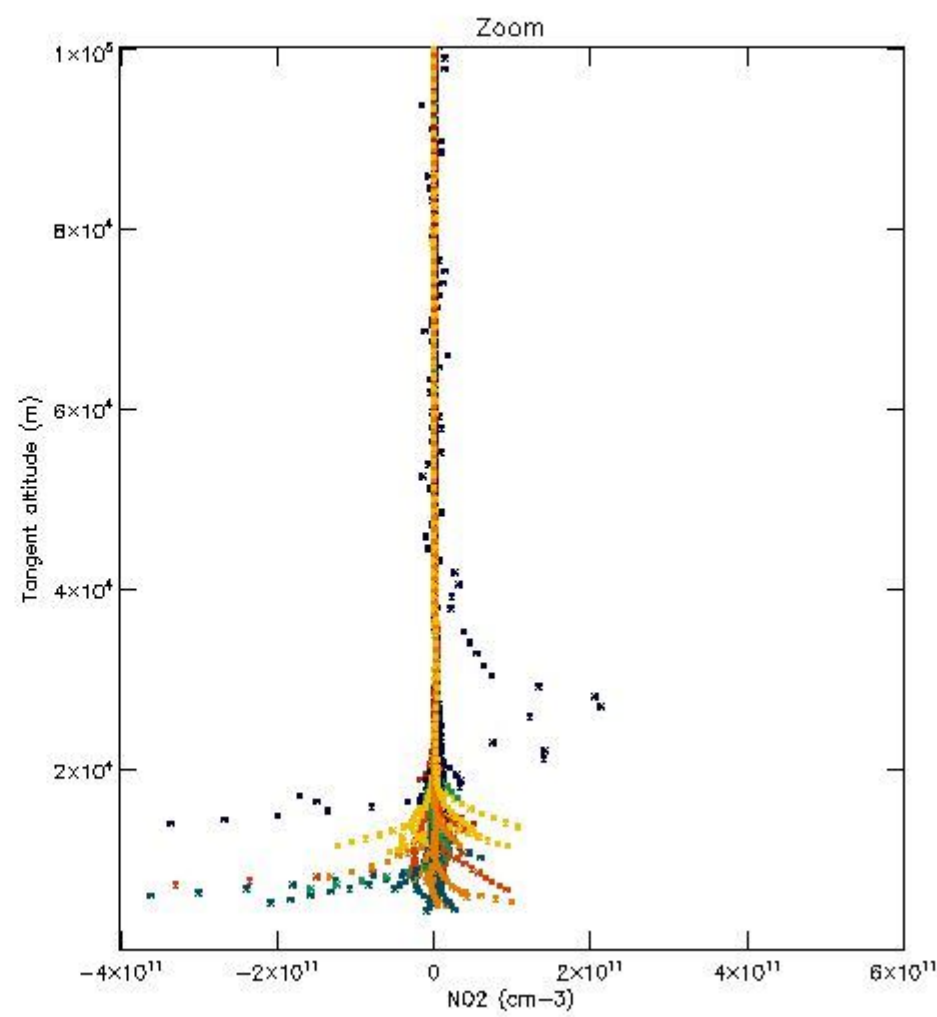
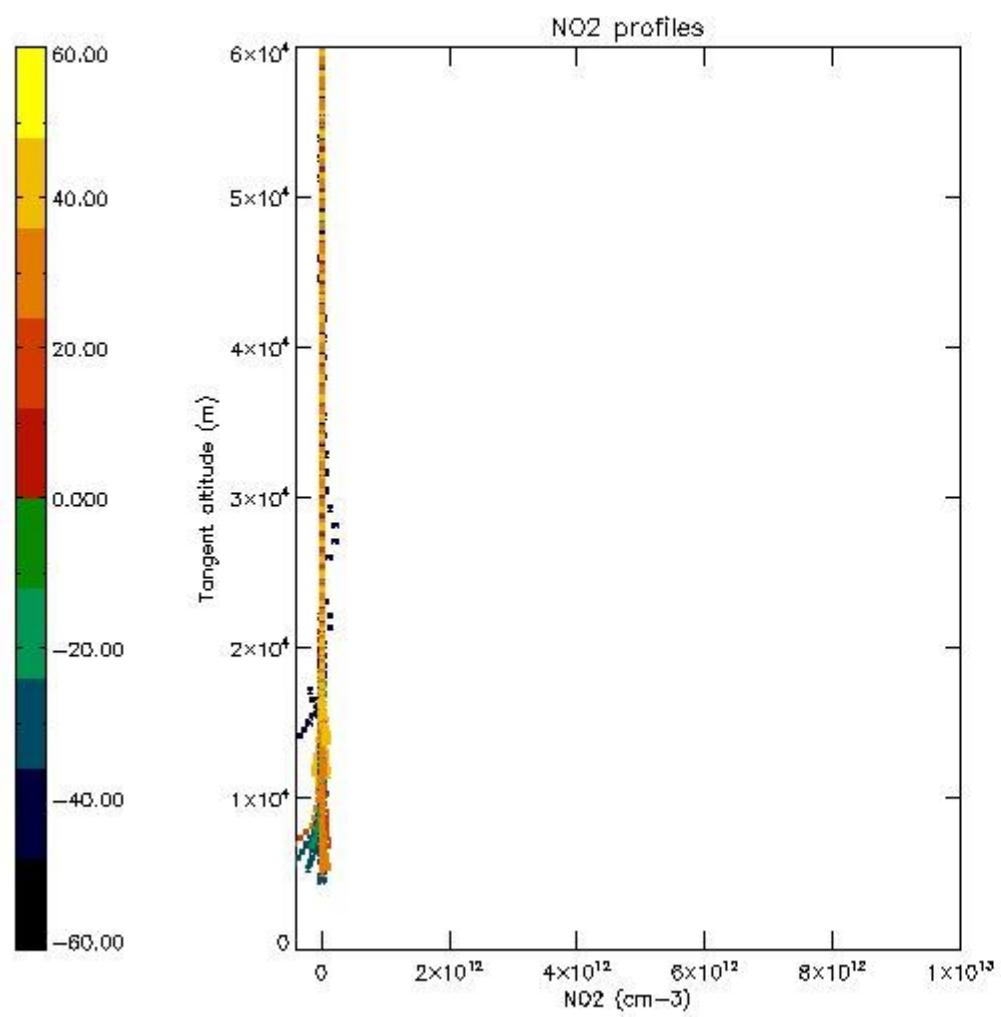
5.5 Plot ozone profiles where STD < 5% (dark without errors)

The colorbar represents the latitude.



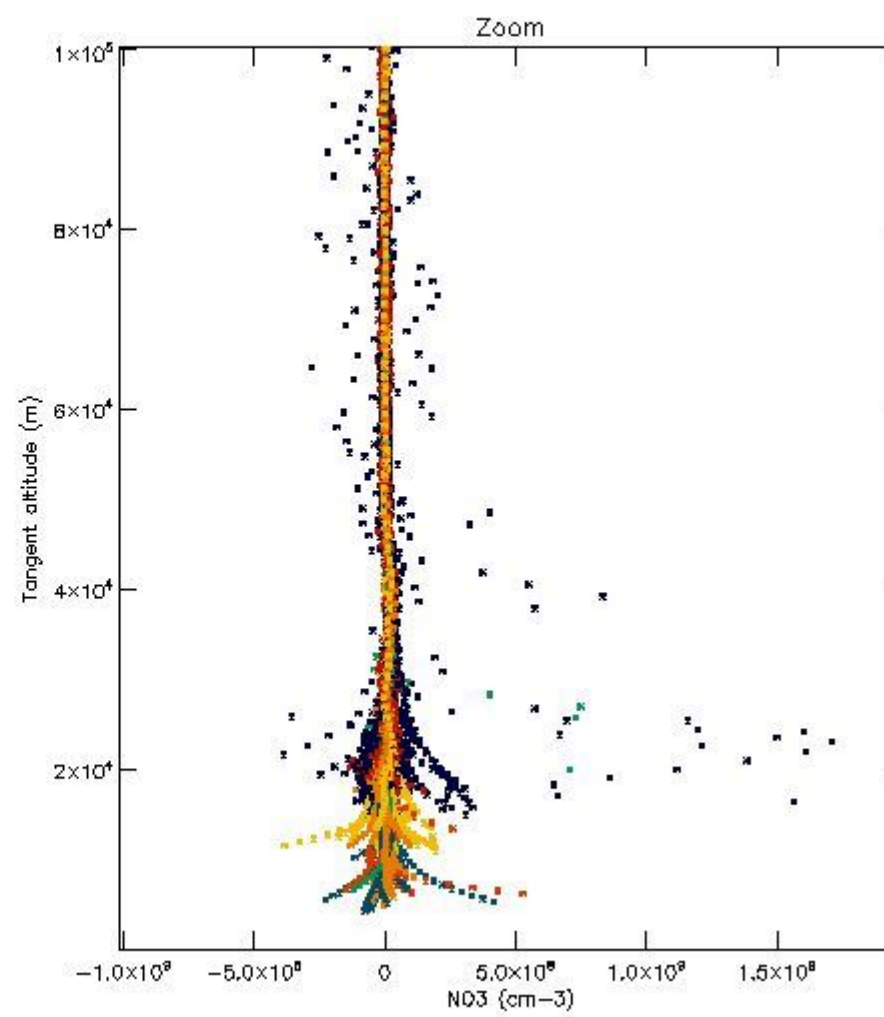
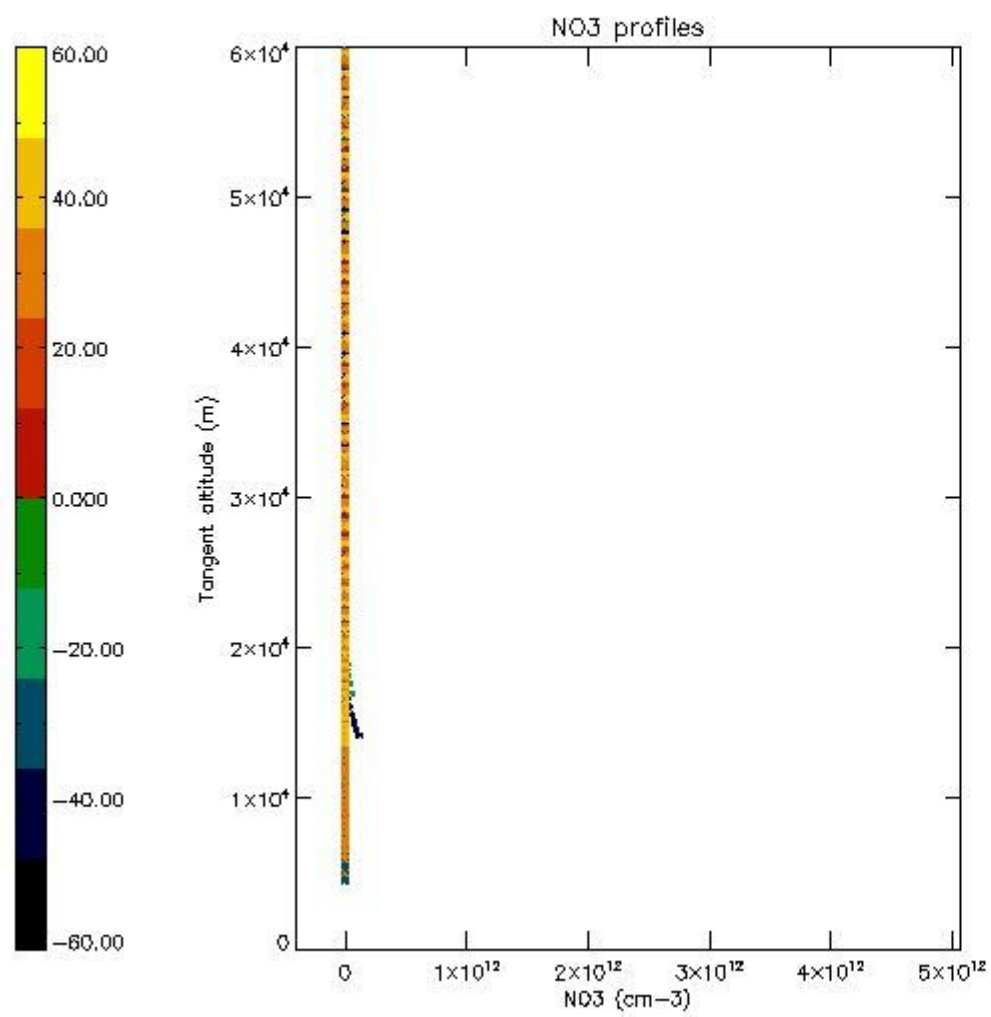
5.6 Plot NO₂ profiles for all STD (dark without errors)

The colorbar represents the latitude.



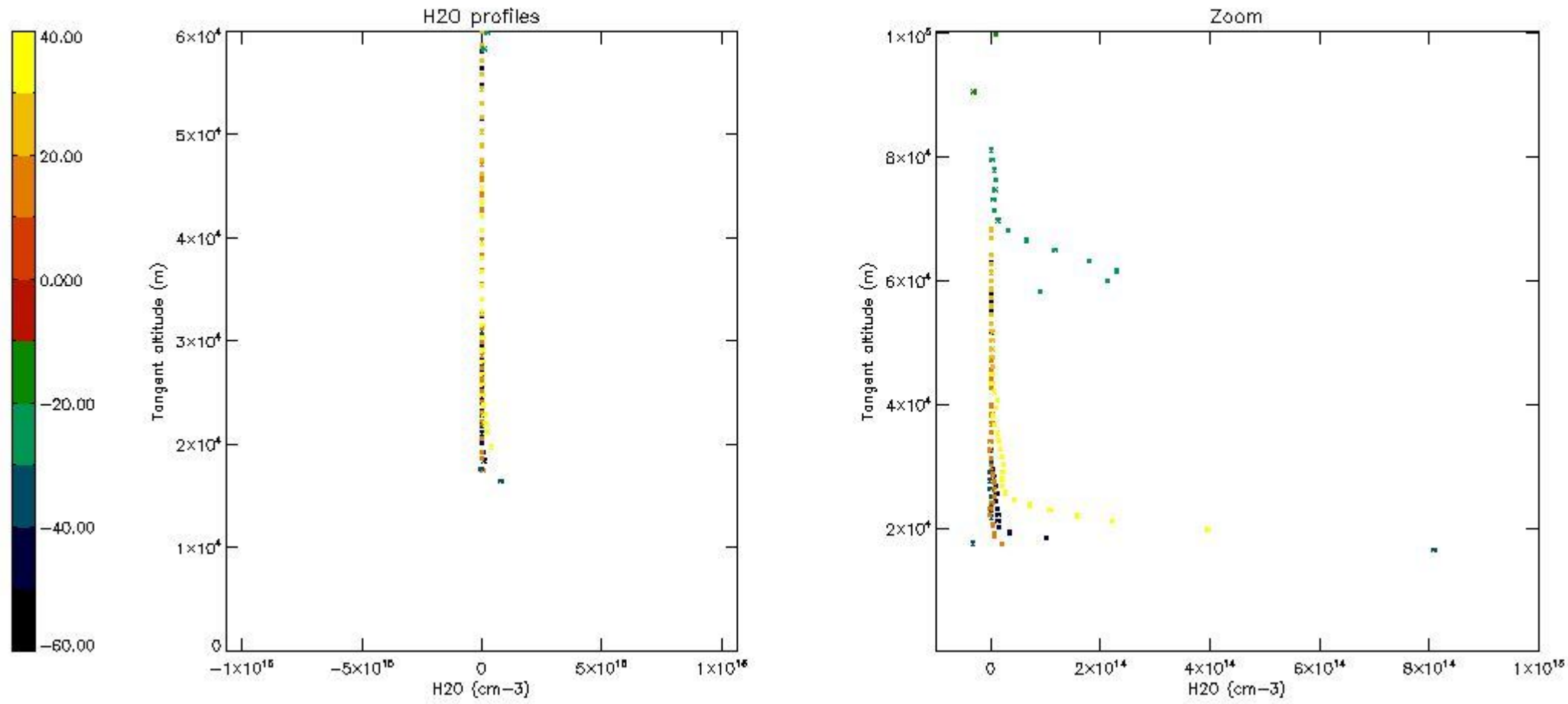
5.7 Plot NO3 profiles for all STD (dark without errors)

The colorbar represents the latitude.



5.8 Plot H2O profiles for all STD (only for occultations of stars 1,2,3,4,13,14,16,26,63 dark without errors)

The colorbar represents the latitude.



6. Auxiliary Data Files used for the production reported in section 2

The number reported in the third column indicates since which file (see list in section 2) the corresponding auxiliary file has been used. The fourth column is the date of those product files.

Type	Auxiliary Filename	Used since product	Used since product date
INST_PHYS_CHARACTERISTICS	GOM_INS_AXVIEC20091111_143220_20030716_120000_20500101_000000	1	21-DEC-2004 00:00:27
LEVEL-2_PROC_CONFIG	GOM_PR2_AXVIEC20091111_152718_20020301_000000_20500101_000000	1	21-DEC-2004 00:00:27
CROSS_SECTIONS_FILE	GOM_CRS_AXVIEC20091111_154832_20020301_000000_20500101_000000	1	21-DEC-2004 00:00:27

GOMOS Level 2 Daily Report

SUMMARY

[1. General Info](#)

[2. Summary of processed GOM_NL_2P products](#)

[3. Level 2 Quality information per product](#)

[3.1 Plot of level 2 quality information per product \(time dependant\)](#)

[3.2 Plot of level 2 quality information per product \(world map\)](#)

[4. Level 1 Quality information per product \(stored on level 2 products\)](#)

[4.1 Plot of level 1 quality information per product \(time dependant\)](#)

[4.1.1 Plot of level 1 quality information per product \(time dependant\): ASCENDING](#)

[4.1.2 Plot of level 1 quality information per product \(time dependant\): DESCENDING](#)

[4.2 Plot of level 1 quality information per product \(world map\)](#)

[4.2.1 Plot of level 1 quality information per product \(world map\): ASCENDING](#)

[4.2.2 Plot of level 1 quality information per product \(world map\): DESCENDING](#)

[5. Ozone profiles based on quality statistics and other trace gas profiles](#)

[5.1 Ozone statistics based on quality of products](#)

[5.2 Plot ozone profiles for all STD \(dark without errors\)](#)

[5.3 Plot ozone profiles where STD < 20% \(dark without errors\)](#)

[5.4. Plot ozone profiles where STD < 10% \(dark without errors\)](#)

[5.5. Plot ozone profiles where STD < 5% \(dark without errors\)](#)

[5.6 Plot NO2 profiles for all STD \(dark without errors\)](#)

[5.7 Plot NO3 profiles for all STD \(dark without errors\)](#)

[5.8 Plot H2O profiles \(only for occultations of stars 1,2,3,4,13,14,16,26,63 dark without errors\) for all STD](#)

[6. Auxiliary Data Files used for the production reported in section 2](#)

This report presents the daily analysis on parameters extracted from GOMOS level 2 data (GOM_NL__2P). It is intended to monitor some important parameters that will impact the quality of these products. A list of level 2 products (and content) that have arrived during the reporting day to the PCF is also given.

Item	Value
Time of report generation	22APR2013 10:36:53
Data source version	GOMOS/6.01
Start time of products	21-12-2004 (21DEC2004 00:00:00)
Stop time of products	22-12-2004 (22DEC2004 00:00:00)
Store outputs in DB	Yes
Nb of level 2 prods	372
Nb of prods with errors	1

2. Summary of processed GOM_NL__2P products.

Nr	Filename	UTC Start time	Limb	Duration	Star Id	Star Name	Star Mag	Star Temp	Nb Meas	Orbit	Prod. error
1	GOM_NL__2PRFIN20041221_000027_000000442033_00102_14685_8260.N1	21-DEC-2004 00:00:27	Bright	43.500	28	12Bet Tau	1.6500	15200.	87	14685	No
2	GOM_NL__2PRFIN20041221_000313_000000382033_00102_14685_8261.N1	21-DEC-2004 00:03:13	Bright	37.500	149	45Eps Per	2.8880	30000.	75	14685	No
3	GOM_NL__2PRFIN20041221_000528_000000352033_00102_14685_8262.N1	21-DEC-2004 00:05:28	Bright	35.000	175	39Del Per	3.0100	19400.	70	14685	No
4	GOM_NL__2PRFIN20041221_000721_000000362033_00102_14685_8263.N1	21-DEC-2004 00:07:21	Bright	36.000	160	23Gam Per	2.9300	4700.0	72	14685	No
5	GOM_NL__2PRFIN20041221_001049_000000382033_00102_14685_8264.N1	21-DEC-2004 00:10:49	Bright	38.000	110	37Del Cas	2.6780	8900.0	76	14685	No
6	GOM_NL__2PRFIN20041221_001706_000000372033_00102_14685_8265.N1	21-DEC-2004 00:17:06	Bright	36.500	49	1Alp UMi	1.9900	6300.0	73	14685	No
7	GOM_NL__2PRFIN20041221_002146_000000392033_00102_14685_8266.N1	21-DEC-2004 00:21:46	Bright	39.000	60	7Bet UMi	2.0810	3950.0	78	14685	No
8	GOM_NL__2PRFIN20041221_002512_000000382033_00102_14685_8267.N1	21-DEC-2004 00:25:12	Bright	38.000	119	14Eta Dra	2.7270	4700.0	76	14685	No
9	GOM_NL__2PRFIN20041221_002653_000000432033_00102_14685_8268.N1	21-DEC-2004 00:26:53	Bright	43.000	55	79Zet UMa	2.0600	10200.	86	14685	No
10	GOM_NL__2PRFIN20041221_002855_000000432033_00102_14685_8269.N1	21-DEC-2004 00:28:55	Bright	43.000	39	85Eta UMa	1.8540	24000.	86	14685	No
11	GOM_NL__2PRFIN20041221_003227_000000412033_00102_14685_8270.N1	21-DEC-2004 00:32:27	Bright	41.000	180	27Gam Boo	3.0400	8000.0	82	14685	No
12	GOM_NL__2PRFIN20041221_003548_000000392033_00102_14685_8271.N1	21-DEC-2004 00:35:48	Bright	38.500	83		2.3780	11000.	77	14685	No
13	GOM_NL__2PRFIN20041221_003920_000000642033_00102_14685_8272.N1	21-DEC-2004 00:39:20	Bright	63.500	111	8Eta Boo	2.6800	6000.0	127	14685	No
14	GOM_NL__2PRFIN20041221_022427_000000632033_00103_14686_7419.N1	21-DEC-2004 02:24:27	Dark	62.500	138	47Eps Vir	2.8280	4700.0	125	14686	Yes
15	GOM_NL__2PRFIN20041221_022836_000000542033_00103_14686_7420.N1	21-DEC-2004 02:28:36	Bright	54.000	122	9Alp2Lib	2.7470	9700.0	108	14686	No
16	GOM_NL__2PRFIN20041221_023027_000000602033_00103_14686_7421.N1	21-DEC-2004 02:30:27	Twilight	60.000	15	67Alp Vir	0.97600	28000.	120	14686	No
17	GOM_NL__2PRFIN20041221_023356_000000552033_00103_14686_7422.N1	21-DEC-2004 02:33:56	Dark	55.000	169	46Gam Hya	2.9910	4700.0	110	14686	No
18	GOM_NL__2PRFIN20041221_023553_000000402033_00103_14686_7423.N1	21-DEC-2004 02:35:53	Dark	40.000	81	Eta Cen	2.3560	28000.	80	14686	No
19	GOM_NL__2PRFIN20041221_023704_000000392033_00103_14686_7424.N1	21-DEC-2004 02:37:04	Dark	38.500	78	Alp Lup	2.3040	28000.	77	14686	No
20	GOM_NL__2PRFIN20041221_024032_000000502033_00103_14686_7425.N1	21-DEC-2004 02:40:32	Dark	49.500	4	Alp1Cen	-0.010000	5800.0	99	14686	No
21	GOM_NL__2PRFIN20041221_024351_000000422033_00104_14687_7419.N1	21-DEC-2004 02:43:51	Dark	42.000	12	Alp1Cru	0.77500	30000.	84	14687	No
22	GOM_NL__2PRFIN20041221_024849_000000402033_00104_14687_7420.N1	21-DEC-2004 02:48:49	Dark	40.000	159	Ups Car	2.9200	7200.0	80	14687	No
23	GOM_NL__2PRFIN20041221_025017_000000502033_00104_14687_7421.N1	21-DEC-2004 02:50:17	Dark	50.000	71	Iot Car	2.2460	7700.0	100	14687	No
24	GOM_NL__2PRFIN20041221_025207_000000482033_00104_14687_7422.N1	21-DEC-2004 02:52:07	Dark	48.000	41	Eps Car	1.8600	4100.0	96	14687	No
25	GOM_NL__2PRFIN20041221_025504_000000492033_00104_14687_7423.N1	21-DEC-2004 02:55:04	Dark	49.000	34	Gam2Vel	1.7930	23000.	98	14687	No
26	GOM_NL__2PRFIN20041221_025648_000000542033_00104_14687_7424.N1	21-DEC-2004 02:56:48	Dark	54.000	2	Alp Car	-0.73600	7000.0	108	14687	No
27	GOM_NL__2PRFIN20041221_025943_000000552033_00104_14687_7425.N1	21-DEC-2004 02:59:43	Dark	55.000	117	Pi Pup	2.7060	3800.0	110	14687	No
28	GOM_NL__2PRFIN20041221_030249_000000552033_00104_14687_7426.N1	21-DEC-2004 03:02:49	Straylight	55.000	23	21Eps CMa	1.5020	26000.	110	14687	No
29	GOM_NL__2PRFIN20041221_030431_000000542033_00104_14687_7427.N1	21-DEC-2004 03:04:31	Straylight	53.500	179	24Omi2CMa	3.0320	24000.	107	14687	No
30	GOM_NL__2PRFIN20041221_030719_000000662033_00104_14687_7428.N1	21-DEC-2004 03:07:19	Straylight	65.500	1	9Alp CMa	-1.4400	11000.	131	14687	No
31	GOM_NL__2PRFIN20041221_031029_000000512033_00104_14687_7429.N1	21-DEC-2004 03:10:29	Straylight	50.500	7	19Bet Ori	0.10000	14000.	101	14687	No
32	GOM_NL__2PRFIN20041221_031234_000000482033_00104_14687_7430.N1	21-DEC-2004 03:12:34	Straylight	48.000	30	46Eps Ori	1.6940	30000.	96	14687	No
33	GOM_NL__2PRFIN20041221_031528_000000622033_00104_14687_7431.N1	21-DEC-2004 03:15:28	Twilight	62.000	14	58Alp Ori	0.87000	3000.0	124	14687	No
34	GOM_NL__2PRFIN20041221_031744_000000522033_00104_14687_7432.N1	21-DEC-2004 03:17:44	Twilight	52.000	13	87Alp Tau	0.86700	3800.0	104	14687	No
35	GOM_NL__2PRFIN20041221_031931_000000462033_00104_14687_7433.N1	21-DEC-2004 03:19:31	Bright	45.500	176	23Zet Tau	3.0200	22000.	91	14687	No
36	GOM_NL__2PRFIN20041221_032138_000000442033_00104_14687_7434.N1	21-DEC-2004 03:21:38	Bright	44.000	28	12Bet Tau	1.6500	15200.	88	14687	No
37	GOM_NL__2PRFIN20041221_032425_000000372033_00104_14687_7435.N1	21-DEC-2004 03:24:25	Bright	37.000	149	45Eps Per	2.8880	30000.	74	14687	No
38	GOM_NL__2PRFIN20041221_032640_000000372033_00104_14687_7436.N1	21-DEC-2004 03:26:40	Bright	37.000	175	39Del Per	3.0100	19400.	74	14687	No
39	GOM_NL__2PRFIN20041221_032833_000000382033_00104_14687_7437.N1	21-DEC-2004 03:28:33	Bright	37.500	160	23Gam Per	2.9300	4700.0	75	14687	No
40	GOM_NL__2PRFIN20041221_033202_000000382033_00104_14687_7438.N1	21-DEC-2004 03:32:02	Bright	38.000	110	37Del Cas	2.6780	8900.0	76	14687	No
41	GOM_NL__2PRFIN20041221_033815_000000402033_00104_14687_7439.N1	21-DEC-2004 03:38:15	Bright	40.000	49	1Alp UMi	1.9900	6300.0	80	14687	No
42	GOM_NL__2PRFIN20041221_070409_000000402033_00106_14689_7420.N1	21-DEC-2004 07:04:09	Bright	40.000	60	7Bet UMi	2.0810	3950.0	80	14689	No

43	GOM_NL__2PRFIN20041221_070736_000000392033_00106_14689_7421.N1	21-DEC-2004 07:07:36	Bright	38.500	119	14Eta Dra	2.7270	4700.0	77	14689	No
44	GOM_NL__2PRFIN20041221_070916_000000432033_00106_14689_7422.N1	21-DEC-2004 07:09:16	Bright	42.500	55	79Zet UMa	2.0600	10200.	85	14689	No
45	GOM_NL__2PRFIN20041221_071118_000000442033_00106_14689_7423.N1	21-DEC-2004 07:11:18	Bright	44.000	39	85Eta UMa	1.8540	24000.	88	14689	No
46	GOM_NL__2PRFIN20041221_071451_000000392033_00106_14689_7424.N1	21-DEC-2004 07:14:51	Bright	39.000	180	27Gam Boo	3.0400	8000.0	78	14689	No
47	GOM_NL__2PRFIN20041221_071811_000000422033_00106_14689_7425.N1	21-DEC-2004 07:18:11	Bright	41.500	83		2.3780	11000.	83	14689	No
48	GOM_NL__2PRFIN20041221_072144_000000512033_00106_14689_7426.N1	21-DEC-2004 07:21:44	Bright	51.000	111	8Eta Boo	2.6800	6000.0	102	14689	No
49	GOM_NL__2PRFIN20041221_072618_000000682033_00106_14689_7427.N1	21-DEC-2004 07:26:18	Bright	68.000	138	47Eps Vir	2.8280	4700.0	136	14689	No
50	GOM_NL__2PRFIN20041221_073027_000000402033_00106_14689_7428.N1	21-DEC-2004 07:30:27	Bright	39.500	122	9Alp2Lib	2.7470	9700.0	79	14689	No
51	GOM_NL__2PRFIN20041221_073218_000000612033_00106_14689_7429.N1	21-DEC-2004 07:32:18	Twilight	60.500	15	67Alp Vir	0.97600	28000.	121	14689	No
52	GOM_NL__2PRFIN20041221_073547_000000542033_00106_14689_7430.N1	21-DEC-2004 07:35:47	Dark	53.500	169	46Gam Hya	2.9910	4700.0	107	14689	No
53	GOM_NL__2PRFIN20041221_073742_000000412033_00106_14689_7431.N1	21-DEC-2004 07:37:42	Dark	40.500	81	Eta Cen	2.3560	28000.	81	14689	No
54	GOM_NL__2PRFIN20041221_073854_000000422033_00106_14689_7432.N1	21-DEC-2004 07:38:54	Dark	41.500	78	Alp Lup	2.3040	28000.	83	14689	No
55	GOM_NL__2PRFIN20041221_074222_000000522033_00106_14689_7433.N1	21-DEC-2004 07:42:22	Dark	52.000	4	Alp1Cen	-0.010000	5800.0	104	14689	No
56	GOM_NL__2PRFIN20041221_074540_000000452033_00107_14690_7420.N1	21-DEC-2004 07:45:40	Dark	44.500	12	Alp1Cru	0.77500	30000.	89	14690	No
57	GOM_NL__2PRFIN20041221_075039_000000422033_00107_14690_7421.N1	21-DEC-2004 07:50:39	Dark	42.000	159	Ups Car	2.9200	7200.0	84	14690	No
58	GOM_NL__2PRFIN20041221_075209_000000402033_00107_14690_7422.N1	21-DEC-2004 07:52:09	Dark	40.000	71	Iot Car	2.2460	7700.0	80	14690	No
59	GOM_NL__2PRFIN20041221_075357_000000552033_00107_14690_7423.N1	21-DEC-2004 07:53:57	Dark	54.500	41	Eps Car	1.8600	4100.0	109	14690	No
60	GOM_NL__2PRFIN20041221_075654_000000512033_00107_14690_7424.N1	21-DEC-2004 07:56:54	Dark	51.000	34	Gam2Vel	1.7930	23000.	102	14690	No
61	GOM_NL__2PRFIN20041221_075837_000000462033_00107_14690_7425.N1	21-DEC-2004 07:58:37	Dark	46.000	2	Alp Car	-0.73600	7000.0	92	14690	No
62	GOM_NL__2PRFIN20041221_080132_000000552033_00107_14690_7426.N1	21-DEC-2004 08:01:32	Dark	54.500	117	Pi Pup	2.7060	3800.0	109	14690	No
63	GOM_NL__2PRFIN20041221_080437_000000512033_00107_14690_7427.N1	21-DEC-2004 08:04:37	Straylight	50.500	23	21Eps CMa	1.5020	26000.	101	14690	No
64	GOM_NL__2PRFIN20041221_080619_000000532033_00107_14690_7428.N1	21-DEC-2004 08:06:19	Straylight	53.000	179	24Omi2CMa	3.0320	24000.	106	14690	No
65	GOM_NL__2PRFIN20041221_080907_000000602033_00107_14690_7429.N1	21-DEC-2004 08:09:07	Straylight	60.000	1	9Alp CMa	-1.4400	11000.	120	14690	No
66	GOM_NL__2PRFIN20041221_081218_000000502033_00107_14690_7430.N1	21-DEC-2004 08:12:18	Straylight	50.000	7	19Bet Ori	0.10000	14000.	100	14690	No
67	GOM_NL__2PRFIN20041221_081423_000000502033_00107_14690_7431.N1	21-DEC-2004 08:14:23	Straylight	49.500	30	46Eps Ori	1.6940	30000.	99	14690	No
68	GOM_NL__2PRFIN20041221_081716_000000592033_00107_14690_7432.N1	21-DEC-2004 08:17:16	Twilight	59.000	14	58Alp Ori	0.87000	3000.0	118	14690	No
69	GOM_NL__2PRFIN20041221_081932_000000502033_00107_14690_7433.N1	21-DEC-2004 08:19:32	Twilight	50.000	13	87Alp Tau	0.86700	3800.0	100	14690	No
70	GOM_NL__2PRFIN20041221_082121_000000442033_00107_14690_7434.N1	21-DEC-2004 08:21:21	Bright	43.500	176	23Zet Tau	3.0200	22000.	87	14690	No
71	GOM_NL__2PRFIN20041221_082326_000000442033_00107_14690_7435.N1	21-DEC-2004 08:23:26	Bright	43.500	28	12Bet Tau	1.6500	15200.	87	14690	No
72	GOM_NL__2PRFIN20041221_082613_000000372033_00107_14690_7436.N1	21-DEC-2004 08:26:13	Bright	36.500	149	45Eps Per	2.8880	30000.	73	14690	No
73	GOM_NL__2PRFIN20041221_083022_000000392033_00107_14690_7437.N1	21-DEC-2004 08:30:22	Bright	38.500	160	23Gam Per	2.9300	4700.0	77	14690	No
74	GOM_NL__2PRFIN20041221_083350_000000382033_00107_14690_7438.N1	21-DEC-2004 08:33:50	Bright	38.000	110	37Del Cas	2.6780	8900.0	76	14690	No
75	GOM_NL__2PRFIN20041221_084003_000000382033_00107_14690_7439.N1	21-DEC-2004 08:40:03	Bright	37.500	49	1Alp UMi	1.9900	6300.0	75	14690	No
76	GOM_NL__2PRFIN20041221_084445_000000412033_00107_14690_7440.N1	21-DEC-2004 08:44:45	Bright	40.500	60	7Bet UMi	2.0810	3950.0	81	14690	No
77	GOM_NL__2PRFIN20041221_084812_000000382033_00107_14690_7441.N1	21-DEC-2004 08:48:12	Bright	37.500	119	14Eta Dra	2.7270	4700.0	75	14690	No
78	GOM_NL__2PRFIN20041221_084952_000000442033_00107_14690_7442.N1	21-DEC-2004 08:49:52	Bright	43.500	55	79Zet UMa	2.0600	10200.	87	14690	No
79	GOM_NL__2PRFIN20041221_085153_000000442033_00107_14690_7443.N1	21-DEC-2004 08:51:53	Bright	43.500	39	85Eta UMa	1.8540	24000.	87	14690	No
80	GOM_NL__2PRFIN20041221_085527_000000412033_00107_14690_7444.N1	21-DEC-2004 08:55:27	Bright	40.500	180	27Gam Boo	3.0400	8000.0	81	14690	No
81	GOM_NL__2PRFIN20041221_085848_000000402033_00107_14690_7445.N1	21-DEC-2004 08:58:48	Bright	39.500	83		2.3780	11000.	79	14690	No
82	GOM_NL__2PRFIN20041221_090221_000000472033_00107_14690_7446.N1	21-DEC-2004 09:02:21	Bright	47.000	111	8Eta Boo	2.6800	6000.0	94	14690	No
83	GOM_NL__2PRFIN20041221_090654_000000662033_00107_14690_7447.N1	21-DEC-2004 09:06:54	Bright	65.500	138	47Eps Vir	2.8280	4700.0	131	14690	No
84	GOM_NL__2PRFIN20041221_091103_000000402033_00107_14690_7448.N1	21-DEC-2004 09:11:03	Bright	39.500	122	9Alp2Lib	2.7470	9700.0	79	14690	No
85	GOM_NL__2PRFIN20041221_091255_000000582033_00107_14690_7449.N1	21-DEC-2004 09:12:55	Twilight	58.000	15	67Alp Vir	0.97600	28000.	116	14690	No
86	GOM_NL__2PRFIN20041221_091625_000000512033_00107_14690_7450.N1	21-DEC-2004 09:16:25	Dark	50.500	169	46Gam Hya	2.9910	4700.0	101	14690	No
87	GOM_NL__2PRFIN20041221_091818_000000432033_00107_14690_7451.N1	21-DEC-2004 09:18:18	Dark	43.000	81	Eta Cen	2.3560	28000.	86	14690	No
88	GOM_NL__2PRFIN20041221_091930_000000422033_00107_14690_7452.N1	21-DEC-2004 09:19:30	Dark	42.000	78	Alp Lup	2.3040	28000.	84	14690	No
89	GOM_NL__2PRFIN20041221_092259_000000462033_00107_14690_7453.N1	21-DEC-2004 09:22:59	Dark	46.000	4	Alp1Cen	-0.010000	5800.0	92	14690	No
90	GOM_NL__2PRFIN20041221_092616_000000402033_00108_14691_7420.N1	21-DEC-2004 09:26:16	Dark	40.000	12	Alp1Cru	0.77500	30000.	80	14691	No
91	GOM_NL__2PRFIN20041221_093116_000000412033_00108_14691_7421.N1	21-DEC-2004 09:31:16	Dark	41.000	159	Ups Car	2.9200	7200.0	82	14691	No
92	GOM_NL__2PRFIN20041221_093245_000000432033_00108_14691_7422.N1	21-DEC-2004 09:32:45	Dark	43.000	71	Iot Car	2.2460	7700.0	86	14691	No
93	GOM_NL__2PRFIN20041221_093433_000000542033_00108_14691_7423.N1	21-DEC-2004 09:34:33	Dark	54.000	41	Eps Car	1.8600	4100.0	108	14691	No
94	GOM_NL__2PRFIN20041221_093730_000000482033_00108_14691_7424.N1	21-DEC-2004 09:37:30	Dark	47.500	34	Gam2Vel	1.7930	23000.	95	14691	No
95	GOM_NL__2PRFIN20041221_093913_000000512033_00108_14691_7425.N1	21-DEC-2004 09:39:13	Dark	51.000	2	Alp Car	-0.73600	7000.0	102	14691	No
96	GOM_NL__2PRFIN20041221_094209_000000562033_00108_14691_7426.N1	21-DEC-2004 09:42:09	Dark	55.500	117	Pi Pup	2.7060	3800.0	111	14691	No
97	GOM_NL__2PRFIN20041221_094513_000000542033_00108_14691_7427.N1	21-DEC-2004 09:45:13	Straylight	53.500	23	21Eps CMa	1.5020	26000.	107	14691	No
98	GOM_NL__2PRFIN20041221_094655_000000542033_00108_14691_7428.N1	21-DEC-2004 09:46:55	Straylight	53.500	179	24Omi2CMa	3.0320	24000.	107	14691	No
99	GOM_NL__2PRFIN20041221_094943_000000672033_00108_14691_7429.N1	21-DEC-2004 09:49:43	Straylight	66.500	1	9Alp CMa	-1.4400	11000.	133	14691	No
100	GOM_NL__2PRFIN20041221_095253_000000512033_00108_14691_7430.N1	21-DEC-2004 09:52:53	Straylight	51.000	7	19Bet Ori	0.10000	14000.	102	14691	No
101	GOM_NL__2PRFIN20041221_095458_000000482033_00108_14691_7431.N1	21-DEC-2004 09:54:58	Straylight	48.000	30	46Eps Ori	1.6940	30000.	96	14691	No

102	GOM_NL__2PRFIN20041221_095751_000000612033_00108_14691_7432.N1	21-DEC-2004 09:57:51	Twilight	61.000	14	58Alp Ori	0.87000	3000.0	122	14691	No
103	GOM_NL__2PRFIN20041221_100008_000000492033_00108_14691_7433.N1	21-DEC-2004 10:00:08	Twilight	48.500	13	87Alp Tau	0.86700	3800.0	97	14691	No
104	GOM_NL__2PRFIN20041221_100156_000000432033_00108_14691_7434.N1	21-DEC-2004 10:01:56	Bright	43.000	176	23Zet Tau	3.0200	22000.	86	14691	No
105	GOM_NL__2PRFIN20041221_100401_000000442033_00108_14691_7435.N1	21-DEC-2004 10:04:01	Bright	43.500	28	12Bet Tau	1.6500	15200.	87	14691	No
106	GOM_NL__2PRFIN20041221_100649_000000372033_00108_14691_7436.N1	21-DEC-2004 10:06:49	Bright	37.000	149	45Eps Per	2.8880	30000.	74	14691	No
107	GOM_NL__2PRFIN20041221_100901_000000392033_00108_14691_7437.N1	21-DEC-2004 10:09:01	Bright	39.000	175	39Del Per	3.0100	19400.	78	14691	No
108	GOM_NL__2PRFIN20041221_101058_000000382033_00108_14691_7438.N1	21-DEC-2004 10:10:58	Bright	38.000	160	23Gam Per	2.9300	4700.0	76	14691	No
109	GOM_NL__2PRFIN20041221_101426_000000392033_00108_14691_7439.N1	21-DEC-2004 10:14:26	Bright	38.500	110	37Del Cas	2.6780	8900.0	77	14691	No
110	GOM_NL__2PRFIN20041221_102039_000000402033_00108_14691_7440.N1	21-DEC-2004 10:20:39	Bright	39.500	49	1Alp UMi	1.9900	6300.0	79	14691	No
111	GOM_NL__2PRFIN20041221_102521_000000412033_00108_14691_7441.N1	21-DEC-2004 10:25:21	Bright	40.500	60	7Bet UMi	2.0810	3950.0	81	14691	No
112	GOM_NL__2PRFIN20041221_102849_000000392033_00108_14691_7442.N1	21-DEC-2004 10:28:49	Bright	38.500	119	14Eta Dra	2.7270	4700.0	77	14691	No
113	GOM_NL__2PRFIN20041221_103028_000000412033_00108_14691_7443.N1	21-DEC-2004 10:30:28	Bright	40.500	55	79Zet UMa	2.0600	10200.	81	14691	No
114	GOM_NL__2PRFIN20041221_103229_000000442033_00108_14691_7444.N1	21-DEC-2004 10:32:29	Bright	44.000	39	85Eta UMa	1.8540	24000.	88	14691	No
115	GOM_NL__2PRFIN20041221_103603_000000412033_00108_14691_7445.N1	21-DEC-2004 10:36:03	Bright	40.500	180	27Gam Boo	3.0400	8000.0	81	14691	No
116	GOM_NL__2PRFIN20041221_103924_000000422033_00108_14691_7446.N1	21-DEC-2004 10:39:24	Bright	42.000	83		2.3780	11000.	84	14691	No
117	GOM_NL__2PRFIN20041221_104258_000000472033_00108_14691_7447.N1	21-DEC-2004 10:42:58	Bright	47.000	111	8Eta Boo	2.6800	6000.0	94	14691	No
118	GOM_NL__2PRFIN20041221_104731_000000652033_00108_14691_7448.N1	21-DEC-2004 10:47:31	Bright	64.500	138	47Eps Vir	2.8280	4700.0	129	14691	No
119	GOM_NL__2PRFIN20041221_105139_000000542033_00108_14691_7449.N1	21-DEC-2004 10:51:39	Bright	54.000	122	9Alp2Lib	2.7470	9700.0	108	14691	No
120	GOM_NL__2PRFIN20041221_105332_000000592033_00108_14691_7450.N1	21-DEC-2004 10:53:32	Twilight	59.000	15	67Alp Vir	0.97600	28000.	118	14691	No
121	GOM_NL__2PRFIN20041221_105700_000000562033_00108_14691_7451.N1	21-DEC-2004 10:57:00	Dark	55.500	169	46Gam Hya	2.9910	4700.0	111	14691	No
122	GOM_NL__2PRFIN20041221_105854_000000412033_00108_14691_7452.N1	21-DEC-2004 10:58:54	Dark	41.000	81	Eta Cen	2.3560	28000.	82	14691	No
123	GOM_NL__2PRFIN20041221_110007_000000422033_00108_14691_7453.N1	21-DEC-2004 11:00:07	Dark	41.500	78	Alp Lup	2.3040	28000.	83	14691	No
124	GOM_NL__2PRFIN20041221_110332_000000482033_00108_14691_7454.N1	21-DEC-2004 11:03:32	Dark	48.000	4	Alp1Cen	-0.010000	5800.0	96	14691	No
125	GOM_NL__2PRFIN20041221_110653_000000412033_00109_14692_7420.N1	21-DEC-2004 11:06:53	Dark	40.500	12	Alp1Cru	0.77500	30000.	81	14692	No
126	GOM_NL__2PRFIN20041221_111152_000000422033_00109_14692_7421.N1	21-DEC-2004 11:11:52	Dark	41.500	159	Ups Car	2.9200	7200.0	83	14692	No
127	GOM_NL__2PRFIN20041221_111322_000000432033_00109_14692_7422.N1	21-DEC-2004 11:13:22	Dark	42.500	71	Iot Car	2.2460	7700.0	85	14692	No
128	GOM_NL__2PRFIN20041221_111509_000000522033_00109_14692_7423.N1	21-DEC-2004 11:15:09	Dark	52.000	41	Eps Car	1.8600	4100.0	104	14692	No
129	GOM_NL__2PRFIN20041221_111806_000000482033_00109_14692_7424.N1	21-DEC-2004 11:18:06	Dark	47.500	34	Gam2Vel	1.7930	23000.	95	14692	No
130	GOM_NL__2PRFIN20041221_111949_000000472033_00109_14692_7425.N1	21-DEC-2004 11:19:49	Dark	46.500	2	Alp Car	-0.73600	7000.0	93	14692	No
131	GOM_NL__2PRFIN20041221_112243_000000542033_00109_14692_7426.N1	21-DEC-2004 11:22:43	Dark	54.000	117	Pi Pup	2.7060	3800.0	108	14692	No
132	GOM_NL__2PRFIN20041221_112549_000000552033_00109_14692_7427.N1	21-DEC-2004 11:25:49	Straylight	55.000	23	21Eps CMa	1.5020	26000.	110	14692	No
133	GOM_NL__2PRFIN20041221_112731_000000532033_00109_14692_7428.N1	21-DEC-2004 11:27:31	Straylight	53.000	179	24Omi2CMa	3.0320	24000.	106	14692	No
134	GOM_NL__2PRFIN20041221_113019_000000642033_00109_14692_7429.N1	21-DEC-2004 11:30:19	Straylight	64.000	1	9Alp CMa	-1.4400	11000.	128	14692	No
135	GOM_NL__2PRFIN20041221_113329_000000542033_00109_14692_7430.N1	21-DEC-2004 11:33:29	Straylight	54.000	7	19Bet Ori	0.10000	14000.	108	14692	No
136	GOM_NL__2PRFIN20041221_113532_000000512033_00109_14692_7431.N1	21-DEC-2004 11:35:32	Straylight	50.500	30	46Eps Ori	1.6940	30000.	101	14692	No
137	GOM_NL__2PRFIN20041221_113827_000000592033_00109_14692_7432.N1	21-DEC-2004 11:38:27	Twilight	58.500	14	58Alp Ori	0.87000	3000.0	117	14692	No
138	GOM_NL__2PRFIN20041221_114043_000000502033_00109_14692_7433.N1	21-DEC-2004 11:40:43	Twilight	49.500	13	87Alp Tau	0.86700	3800.0	99	14692	No
139	GOM_NL__2PRFIN20041221_114231_000000442033_00109_14692_7434.N1	21-DEC-2004 11:42:31	Bright	43.500	176	23Zet Tau	3.0200	22000.	87	14692	No
140	GOM_NL__2PRFIN20041221_114434_000000462033_00109_14692_7435.N1	21-DEC-2004 11:44:34	Bright	45.500	28	12Bet Tau	1.6500	15200.	91	14692	No
141	GOM_NL__2PRFIN20041221_114723_000000392033_00109_14692_7436.N1	21-DEC-2004 11:47:23	Bright	38.500	149	45Eps Per	2.8880	30000.	77	14692	No
142	GOM_NL__2PRFIN20041221_114937_000000392033_00109_14692_7437.N1	21-DEC-2004 11:49:37	Bright	39.000	175	39Del Per	3.0100	19400.	78	14692	No
143	GOM_NL__2PRFIN20041221_115131_000000412033_00109_14692_7438.N1	21-DEC-2004 11:51:31	Bright	40.500	160	23Gam Per	2.9300	4700.0	81	14692	No
144	GOM_NL__2PRFIN20041221_115502_000000392033_00109_14692_7439.N1	21-DEC-2004 11:55:02	Bright	39.000	110	37Del Cas	2.6780	8900.0	78	14692	No
145	GOM_NL__2PRFIN20041221_120116_000000392033_00109_14692_7440.N1	21-DEC-2004 12:01:16	Bright	38.500	49	1Alp UMi	1.9900	6300.0	77	14692	No
146	GOM_NL__2PRFIN20041221_120557_000000352033_00109_14692_7441.N1	21-DEC-2004 12:05:57	Bright	35.000	60	7Bet UMi	2.0810	3950.0	70	14692	No
147	GOM_NL__2PRFIN20041221_120925_000000362033_00109_14692_7442.N1	21-DEC-2004 12:09:25	Bright	35.500	119	14Eta Dra	2.7270	4700.0	71	14692	No
148	GOM_NL__2PRFIN20041221_121103_000000422033_00109_14692_7443.N1	21-DEC-2004 12:11:03	Bright	42.000	55	79Zet UMa	2.0600	10200.	84	14692	No
149	GOM_NL__2PRFIN20041221_121305_000000452033_00109_14692_7444.N1	21-DEC-2004 12:13:05	Bright	44.500	39	85Eta UMa	1.8540	24000.	89	14692	No
150	GOM_NL__2PRFIN20041221_121639_000000402033_00109_14692_7445.N1	21-DEC-2004 12:16:39	Bright	40.000	180	27Gam Boo	3.0400	8000.0	80	14692	No
151	GOM_NL__2PRFIN20041221_122001_000000392033_00109_14692_7446.N1	21-DEC-2004 12:20:01	Bright	38.500	83		2.3780	11000.	77	14692	No
152	GOM_NL__2PRFIN20041221_122334_000000462033_00109_14692_7447.N1	21-DEC-2004 12:23:34	Bright	45.500	111	8Eta Boo	2.6800	6000.0	91	14692	No
153	GOM_NL__2PRFIN20041221_122808_000000672033_00109_14692_7448.N1	21-DEC-2004 12:28:08	Bright	66.500	138	47Eps Vir	2.8280	4700.0	133	14692	No
154	GOM_NL__2PRFIN20041221_123216_000000402033_00109_14692_7449.N1	21-DEC-2004 12:32:16	Bright	40.000	122	9Alp2Lib	2.7470	9700.0	80	14692	No
155	GOM_NL__2PRFIN20041221_123409_000000562033_00109_14692_7450.N1	21-DEC-2004 12:34:09	Twilight	56.000	15	67Alp Vir	0.97600	28000.	112	14692	No
156	GOM_NL__2PRFIN20041221_123737_000000542033_00109_14692_7451.N1	21-DEC-2004 12:37:37	Dark	54.000	169	46Gam Hya	2.9910	4700.0	108	14692	No
157	GOM_NL__2PRFIN20041221_123930_000000432033_00109_14692_7452.N1	21-DEC-2004 12:39:30	Dark	43.000	81	Eta Cen	2.3560	28000.	86	14692	No
158	GOM_NL__2PRFIN20041221_124043_000000402033_00109_14692_7453.N1	21-DEC-2004 12:40:43	Dark	40.000	78	Alp Lup	2.3040	28000.	80	14692	No
159	GOM_NL__2PRFIN20041221_124409_000000462033_00109_14692_7454.N1	21-DEC-2004 12:44:09	Dark	46.000	4	Alp1Cen	-0.010000	5800.0	92	14692	No
160	GOM_NL__2PRFIN20041221_124729_000000462033_00110_14693_7420.N1	21-DEC-2004 12:47:29	Dark	46.000	12	Alp1Cru	0.77500	30000.	92	14693	No

161	GOM_NL__2PRFIN20041221_125228_000000412033_00110_14693_7421.N1	21-DEC-2004 12:52:28	Dark	40.500	159	Ups Car	2.9200	7200.0	81	14693	No
162	GOM_NL__2PRFIN20041221_125358_000000432033_00110_14693_7422.N1	21-DEC-2004 12:53:58	Dark	43.000	71	Iot Car	2.2460	7700.0	86	14693	No
163	GOM_NL__2PRFIN20041221_125546_000000492033_00110_14693_7423.N1	21-DEC-2004 12:55:46	Dark	49.000	41	Eps Car	1.8600	4100.0	98	14693	No
164	GOM_NL__2PRFIN20041221_125843_000000482033_00110_14693_7424.N1	21-DEC-2004 12:58:43	Dark	47.500	34	Gam2Vel	1.7930	23000.	95	14693	No
165	GOM_NL__2PRFIN20041221_130025_000000512033_00110_14693_7425.N1	21-DEC-2004 13:00:25	Dark	51.000	2	Alp Car	-0.73600	7000.0	102	14693	No
166	GOM_NL__2PRFIN20041221_130320_000000572033_00110_14693_7426.N1	21-DEC-2004 13:03:20	Dark	57.000	117	Pi Pup	2.7060	3800.0	114	14693	No
167	GOM_NL__2PRFIN20041221_130627_000000552033_00110_14693_7427.N1	21-DEC-2004 13:06:27	Straylight	55.000	23	21Eps CMa	1.5020	26000.	110	14693	No
168	GOM_NL__2PRFIN20041221_130807_000000552033_00110_14693_7428.N1	21-DEC-2004 13:08:07	Straylight	54.500	179	24Omi2CMa	3.0320	24000.	109	14693	No
169	GOM_NL__2PRFIN20041221_131053_000000672033_00110_14693_7429.N1	21-DEC-2004 13:10:53	Straylight	67.000	1	9Alp CMa	-1.4400	11000.	134	14693	No
170	GOM_NL__2PRFIN20041221_131403_000000542033_00110_14693_7430.N1	21-DEC-2004 13:14:03	Straylight	54.000	7	19Bet Ori	0.10000	14000.	108	14693	No
171	GOM_NL__2PRFIN20041221_131610_000000472033_00110_14693_7431.N1	21-DEC-2004 13:16:10	Straylight	46.500	30	46Eps Ori	1.6940	30000.	93	14693	No
172	GOM_NL__2PRFIN20041221_131903_000000612033_00110_14693_7432.N1	21-DEC-2004 13:19:03	Tw_i_and_stray	61.000	14	58Alp Ori	0.87000	3000.0	122	14693	No
173	GOM_NL__2PRFIN20041221_132119_000000522033_00110_14693_7433.N1	21-DEC-2004 13:21:19	Tw_i_and_stray	52.000	13	87Alp Tau	0.86700	3800.0	104	14693	No
174	GOM_NL__2PRFIN20041221_132307_000000452033_00110_14693_7434.N1	21-DEC-2004 13:23:07	Bright	44.500	176	23Zet Tau	3.0200	22000.	89	14693	No
175	GOM_NL__2PRFIN20041221_132511_000000442033_00110_14693_7435.N1	21-DEC-2004 13:25:11	Bright	43.500	28	12Bet Tau	1.6500	15200.	87	14693	No
176	GOM_NL__2PRFIN20041221_132759_000000402033_00110_14693_7436.N1	21-DEC-2004 13:27:59	Bright	39.500	149	45Eps Per	2.8880	30000.	79	14693	No
177	GOM_NL__2PRFIN20041221_133013_000000402033_00110_14693_7437.N1	21-DEC-2004 13:30:13	Bright	39.500	175	39Del Per	3.0100	19400.	79	14693	No
178	GOM_NL__2PRFIN20041221_133209_000000392033_00110_14693_7438.N1	21-DEC-2004 13:32:09	Bright	38.500	160	23Gam Per	2.9300	4700.0	77	14693	No
179	GOM_NL__2PRFIN20041221_133539_000000392033_00110_14693_7439.N1	21-DEC-2004 13:35:39	Bright	39.000	110	37Del Cas	2.6780	8900.0	78	14693	No
180	GOM_NL__2PRFIN20041221_134152_000000392033_00110_14693_7440.N1	21-DEC-2004 13:41:52	Bright	38.500	49	1Alp UMi	1.9900	6300.0	77	14693	No
181	GOM_NL__2PRFIN20041221_134633_000000352033_00110_14693_7441.N1	21-DEC-2004 13:46:33	Bright	35.000	60	7Bet UMi	2.0810	3950.0	70	14693	No
182	GOM_NL__2PRFIN20041221_134959_000000382033_00110_14693_7442.N1	21-DEC-2004 13:49:59	Bright	38.000	119	14Eta Dra	2.7270	4700.0	76	14693	No
183	GOM_NL__2PRFIN20041221_135139_000000452033_00110_14693_7443.N1	21-DEC-2004 13:51:39	Bright	44.500	55	79Zet UMa	2.0600	10200.	89	14693	No
184	GOM_NL__2PRFIN20041221_135340_000000442033_00110_14693_7444.N1	21-DEC-2004 13:53:40	Bright	44.000	39	85Eta UMa	1.8540	24000.	88	14693	No
185	GOM_NL__2PRFIN20041221_135715_000000422033_00110_14693_7445.N1	21-DEC-2004 13:57:15	Bright	42.000	180	27Gam Boo	3.0400	8000.0	84	14693	No
186	GOM_NL__2PRFIN20041221_140036_000000422033_00110_14693_7446.N1	21-DEC-2004 14:00:36	Bright	41.500	83		2.3780	11000.	83	14693	No
187	GOM_NL__2PRFIN20041221_140410_000000642033_00110_14693_7447.N1	21-DEC-2004 14:04:10	Bright	64.000	111	8Eta Boo	2.6800	6000.0	128	14693	No
188	GOM_NL__2PRFIN20041221_140844_000000672033_00110_14693_7448.N1	21-DEC-2004 14:08:44	Bright	67.000	138	47Eps Vir	2.8280	4700.0	134	14693	No
189	GOM_NL__2PRFIN20041221_141253_000000542033_00110_14693_7449.N1	21-DEC-2004 14:12:53	Bright	54.000	122	9Alp2Lib	2.7470	9700.0	108	14693	No
190	GOM_NL__2PRFIN20041221_141446_000000582033_00110_14693_7450.N1	21-DEC-2004 14:14:46	Tw_i_and_stray	58.000	15	67Alp Vir	0.97600	28000.	116	14693	No
191	GOM_NL__2PRFIN20041221_141816_000000512033_00110_14693_7451.N1	21-DEC-2004 14:18:16	Dark	50.500	169	46Gam Hya	2.9910	4700.0	101	14693	No
192	GOM_NL__2PRFIN20041221_142006_000000412033_00110_14693_7452.N1	21-DEC-2004 14:20:06	Dark	40.500	81	Eta Cen	2.3560	28000.	81	14693	No
193	GOM_NL__2PRFIN20041221_142119_000000402033_00110_14693_7453.N1	21-DEC-2004 14:21:19	Dark	40.000	78	Alp Lup	2.3040	28000.	80	14693	No
194	GOM_NL__2PRFIN20041221_142445_000000522033_00110_14693_7454.N1	21-DEC-2004 14:24:45	Dark	52.000	4	Alp1Cen	-0.010000	5800.0	104	14693	No
195	GOM_NL__2PRFIN20041221_142805_000000432033_00111_14694_7420.N1	21-DEC-2004 14:28:05	Dark	43.000	12	Alp1Cru	0.77500	30000.	86	14694	No
196	GOM_NL__2PRFIN20041221_143305_000000412033_00111_14694_7421.N1	21-DEC-2004 14:33:05	Dark	40.500	159	Ups Car	2.9200	7200.0	81	14694	No
197	GOM_NL__2PRFIN20041221_143435_000000452033_00111_14694_7422.N1	21-DEC-2004 14:34:35	Dark	45.000	71	Iot Car	2.2460	7700.0	90	14694	No
198	GOM_NL__2PRFIN20041221_143623_000000472033_00111_14694_7423.N1	21-DEC-2004 14:36:23	Dark	47.000	41	Eps Car	1.8600	4100.0	94	14694	No
199	GOM_NL__2PRFIN20041221_143920_000000472033_00111_14694_7424.N1	21-DEC-2004 14:39:20	Dark	46.500	34	Gam2Vel	1.7930	23000.	93	14694	No
200	GOM_NL__2PRFIN20041221_144102_000000512033_00111_14694_7425.N1	21-DEC-2004 14:41:02	Dark	50.500	2	Alp Car	-0.73600	7000.0	101	14694	No
201	GOM_NL__2PRFIN20041221_144358_000000552033_00111_14694_7426.N1	21-DEC-2004 14:43:58	Dark	54.500	117	Pi Pup	2.7060	3800.0	109	14694	No
202	GOM_NL__2PRFIN20041221_144703_000000512033_00111_14694_7427.N1	21-DEC-2004 14:47:03	Straylight	51.000	23	21Eps CMa	1.5020	26000.	102	14694	No
203	GOM_NL__2PRFIN20041221_144843_000000532033_00111_14694_7428.N1	21-DEC-2004 14:48:43	Straylight	52.500	179	24Omi2CMa	3.0320	24000.	105	14694	No
204	GOM_NL__2PRFIN20041221_145129_000000672033_00111_14694_7429.N1	21-DEC-2004 14:51:29	Straylight	67.000	1	9Alp CMa	-1.4400	11000.	134	14694	No
205	GOM_NL__2PRFIN20041221_145441_000000512033_00111_14694_7430.N1	21-DEC-2004 14:54:41	Straylight	51.000	7	19Bet Ori	0.10000	14000.	102	14694	No
206	GOM_NL__2PRFIN20041221_145646_000000462033_00111_14694_7431.N1	21-DEC-2004 14:56:46	Straylight	46.000	30	46Eps Ori	1.6940	30000.	92	14694	No
207	GOM_NL__2PRFIN20041221_145939_000000612033_00111_14694_7432.N1	21-DEC-2004 14:59:39	Tw_i_and_stray	61.000	14	58Alp Ori	0.87000	3000.0	122	14694	No
208	GOM_NL__2PRFIN20041221_150153_000000522033_00111_14694_7433.N1	21-DEC-2004 15:01:53	Tw_i_and_stray	52.000	13	87Alp Tau	0.86700	3800.0	104	14694	No
209	GOM_NL__2PRFIN20041221_150344_000000432033_00111_14694_7434.N1	21-DEC-2004 15:03:44	Bright	43.000	176	23Zet Tau	3.0200	22000.	86	14694	No
210	GOM_NL__2PRFIN20041221_150547_000000442033_00111_14694_7435.N1	21-DEC-2004 15:05:47	Bright	43.500	28	12Bet Tau	1.6500	15200.	87	14694	No
211	GOM_NL__2PRFIN20041221_150837_000000382033_00111_14694_7436.N1	21-DEC-2004 15:08:37	Bright	37.500	149	45Eps Per	2.8880	30000.	75	14694	No
212	GOM_NL__2PRFIN20041221_151051_000000382033_00111_14694_7437.N1	21-DEC-2004 15:10:51	Bright	38.000	175	39Del Per	3.0100	19400.	76	14694	No
213	GOM_NL__2PRFIN20041221_151246_000000372033_00111_14694_7438.N1	21-DEC-2004 15:12:46	Bright	36.500	160	23Gam Per	2.9300	4700.0	73	14694	No
214	GOM_NL__2PRFIN20041221_151616_000000392033_00111_14694_7439.N1	21-DEC-2004 15:16:16	Bright	38.500	110	37Del Cas	2.6780	8900.0	77	14694	No
215	GOM_NL__2PRFIN20041221_152228_000000372033_00111_14694_7440.N1	21-DEC-2004 15:22:28	Bright	37.000	49	1Alp UMi	1.9900	6300.0	74	14694	No
216	GOM_NL__2PRFIN20041221_152709_000000392033_00111_14694_7441.N1	21-DEC-2004 15:27:09	Bright	38.500	60	7Bet UMi	2.0810	3950.0	77	14694	No
217	GOM_NL__2PRFIN20041221_153037_000000402033_00111_14694_7442.N1	21-DEC-2004 15:30:37	Bright	39.500	119	14Eta Dra	2.7270	4700.0	79	14694	No
218	GOM_NL__2PRFIN20041221_153215_000000452033_00111_14694_7443.N1	21-DEC-2004 15:32:15	Bright	45.000	55	79Zet UMa	2.0600	10200.	90	14694	No
219	GOM_NL__2PRFIN20041221_153415_000000472033_00111_14694_7444.N1	21-DEC-2004 15:34:15	Bright	47.000	39	85Eta UMa	1.8540	24000.	94	14694	No

220	GOM_NL__2PRFIN20041221_153751_000000432033_00111_14694_7445.N1	21-DEC-2004 15:37:51	Bright	42.500	180	27Gam Boo	3.0400	8000.0	85	14694	No
221	GOM_NL__2PRFIN20041221_154113_000000392033_00111_14694_7446.N1	21-DEC-2004 15:41:13	Bright	38.500	83		2.3780	11000.	77	14694	No
222	GOM_NL__2PRFIN20041221_154446_000000642033_00111_14694_7447.N1	21-DEC-2004 15:44:46	Bright	64.000	111	8Eta Boo	2.6800	6000.0	128	14694	No
223	GOM_NL__2PRFIN20041221_154921_000000642033_00111_14694_7448.N1	21-DEC-2004 15:49:21	Bright	63.500	138	47Eps Vir	2.8280	4700.0	127	14694	No
224	GOM_NL__2PRFIN20041221_155329_000000392033_00111_14694_7449.N1	21-DEC-2004 15:53:29	Bright	39.000	122	9Alp2Lib	2.7470	9700.0	78	14694	No
225	GOM_NL__2PRFIN20041221_155523_000000572033_00111_14694_7450.N1	21-DEC-2004 15:55:23	Twi_and_stray	56.500	15	67Alp Vir	0.97600	28000.	113	14694	No
226	GOM_NL__2PRFIN20041221_155852_000000532033_00111_14694_7451.N1	21-DEC-2004 15:58:52	Dark	53.000	169	46Gam Hya	2.9910	4700.0	106	14694	No
227	GOM_NL__2PRFIN20041221_160044_000000422033_00111_14694_7452.N1	21-DEC-2004 16:00:44	Dark	42.000	81	Eta Cen	2.3560	28000.	84	14694	No
228	GOM_NL__2PRFIN20041221_160156_000000402033_00111_14694_7453.N1	21-DEC-2004 16:01:56	Dark	40.000	78	Alp Lup	2.3040	28000.	80	14694	No
229	GOM_NL__2PRFIN20041221_160524_000000522033_00111_14694_7454.N1	21-DEC-2004 16:05:24	Dark	52.000	4	Alp1Cen	-0.010000	5800.0	104	14694	No
230	GOM_NL__2PRFIN20041221_160841_000000432033_00112_14695_7420.N1	21-DEC-2004 16:08:41	Dark	42.500	12	Alp1Cru	0.77500	30000.	85	14695	No
231	GOM_NL__2PRFIN20041221_161341_000000402033_00112_14695_7421.N1	21-DEC-2004 16:13:41	Dark	40.000	159	Ups Car	2.9200	7200.0	80	14695	No
232	GOM_NL__2PRFIN20041221_161512_000000442033_00112_14695_7422.N1	21-DEC-2004 16:15:12	Dark	43.500	71	Iot Car	2.2460	7700.0	87	14695	No
233	GOM_NL__2PRFIN20041221_161659_000000522033_00112_14695_7423.N1	21-DEC-2004 16:16:59	Dark	52.000	41	Eps Car	1.8600	4100.0	104	14695	No
234	GOM_NL__2PRFIN20041221_161956_000000492033_00112_14695_7424.N1	21-DEC-2004 16:19:56	Dark	49.000	34	Gam2Vel	1.7930	23000.	98	14695	No
235	GOM_NL__2PRFIN20041221_162136_000000532033_00112_14695_7425.N1	21-DEC-2004 16:21:36	Dark	53.000	2	Alp Car	-0.73600	7000.0	106	14695	No
236	GOM_NL__2PRFIN20041221_162434_000000562033_00112_14695_7426.N1	21-DEC-2004 16:24:34	Dark	55.500	117	Pi Pup	2.7060	3800.0	111	14695	No
237	GOM_NL__2PRFIN20041221_162739_000000572033_00112_14695_7427.N1	21-DEC-2004 16:27:39	Straylight	56.500	23	21Eps CMa	1.5020	26000.	113	14695	No
238	GOM_NL__2PRFIN20041221_162918_000000552033_00112_14695_7428.N1	21-DEC-2004 16:29:18	Straylight	54.500	179	24Omi2CMa	3.0320	24000.	109	14695	No
239	GOM_NL__2PRFIN20041221_163205_000000622033_00112_14695_7429.N1	21-DEC-2004 16:32:05	Straylight	62.000	1	9Alp CMa	-1.4400	11000.	124	14695	No
240	GOM_NL__2PRFIN20041221_163517_000000522033_00112_14695_7430.N1	21-DEC-2004 16:35:17	Straylight	51.500	7	19Bet Ori	0.10000	14000.	103	14695	No
241	GOM_NL__2PRFIN20041221_163722_000000512033_00112_14695_7431.N1	21-DEC-2004 16:37:22	Straylight	50.500	30	46Eps Ori	1.6940	30000.	101	14695	No
242	GOM_NL__2PRFIN20041221_164015_000000582033_00112_14695_7432.N1	21-DEC-2004 16:40:15	Twi_and_stray	57.500	14	58Alp Ori	0.87000	3000.0	115	14695	No
243	GOM_NL__2PRFIN20041221_164231_000000522033_00112_14695_7433.N1	21-DEC-2004 16:42:31	Twi_and_stray	52.000	13	87Alp Tau	0.86700	3800.0	104	14695	No
244	GOM_NL__2PRFIN20041221_164419_000000422033_00112_14695_7434.N1	21-DEC-2004 16:44:19	Bright	41.500	176	23Zet Tau	3.0200	22000.	83	14695	No
245	GOM_NL__2PRFIN20041221_164623_000000442033_00112_14695_7435.N1	21-DEC-2004 16:46:23	Bright	43.500	28	12Bet Tau	1.6500	15200.	87	14695	No
246	GOM_NL__2PRFIN20041221_164911_000000392033_00112_14695_7436.N1	21-DEC-2004 16:49:11	Bright	39.000	149	45Eps Per	2.8880	30000.	78	14695	No
247	GOM_NL__2PRFIN20041221_165125_000000402033_00112_14695_7437.N1	21-DEC-2004 16:51:25	Bright	40.000	175	39Del Per	3.0100	19400.	80	14695	No
248	GOM_NL__2PRFIN20041221_165322_000000392033_00112_14695_7438.N1	21-DEC-2004 16:53:22	Bright	39.000	160	23Gam Per	2.9300	4700.0	78	14695	No
249	GOM_NL__2PRFIN20041221_165652_000000392033_00112_14695_7439.N1	21-DEC-2004 16:56:52	Bright	39.000	110	37Del Cas	2.6780	8900.0	78	14695	No
250	GOM_NL__2PRFIN20041221_170304_000000382033_00112_14695_7440.N1	21-DEC-2004 17:03:04	Bright	37.500	49	1Alp UMi	1.9900	6300.0	75	14695	No
251	GOM_NL__2PRFIN20041221_170745_000000402033_00112_14695_7441.N1	21-DEC-2004 17:07:45	Bright	39.500	60	7Bet UMi	2.0810	3950.0	79	14695	No
252	GOM_NL__2PRFIN20041221_171111_000000422033_00112_14695_7442.N1	21-DEC-2004 17:11:11	Bright	41.500	119	14Eta Dra	2.7270	4700.0	83	14695	No
253	GOM_NL__2PRFIN20041221_171251_000000432033_00112_14695_7443.N1	21-DEC-2004 17:12:51	Bright	43.000	55	79Zet UMa	2.0600	10200.	86	14695	No
254	GOM_NL__2PRFIN20041221_171453_000000422033_00112_14695_7444.N1	21-DEC-2004 17:14:53	Bright	41.500	39	85Eta UMa	1.8540	24000.	83	14695	No
255	GOM_NL__2PRFIN20041221_171827_000000402033_00112_14695_7445.N1	21-DEC-2004 17:18:27	Bright	40.000	180	27Gam Boo	3.0400	8000.0	80	14695	No
256	GOM_NL__2PRFIN20041221_172149_000000392033_00112_14695_7446.N1	21-DEC-2004 17:21:49	Bright	39.000	83		2.3780	11000.	78	14695	No
257	GOM_NL__2PRFIN20041221_172522_000000472033_00112_14695_7447.N1	21-DEC-2004 17:25:22	Bright	47.000	111	8Eta Boo	2.6800	6000.0	94	14695	No
258	GOM_NL__2PRFIN20041221_172958_000000662033_00112_14695_7448.N1	21-DEC-2004 17:29:58	Bright	65.500	138	47Eps Vir	2.8280	4700.0	131	14695	No
259	GOM_NL__2PRFIN20041221_173405_000000542033_00112_14695_7449.N1	21-DEC-2004 17:34:05	Bright	54.000	122	9Alp2Lib	2.7470	9700.0	108	14695	No
260	GOM_NL__2PRFIN20041221_173559_000000592033_00112_14695_7450.N1	21-DEC-2004 17:35:59	Twi_and_stray	59.000	15	67Alp Vir	0.97600	28000.	118	14695	No
261	GOM_NL__2PRFIN20041221_173929_000000502033_00112_14695_7451.N1	21-DEC-2004 17:39:29	Dark	49.500	169	46Gam Hya	2.9910	4700.0	99	14695	No
262	GOM_NL__2PRFIN20041221_174120_000000422033_00112_14695_7452.N1	21-DEC-2004 17:41:20	Dark	42.000	81	Eta Cen	2.3560	28000.	84	14695	No
263	GOM_NL__2PRFIN20041221_174232_000000402033_00112_14695_7453.N1	21-DEC-2004 17:42:32	Dark	39.500	78	Alp Lup	2.3040	28000.	79	14695	No
264	GOM_NL__2PRFIN20041221_174559_000000452033_00112_14695_7454.N1	21-DEC-2004 17:45:59	Dark	44.500	4	Alp1Cen	-0.010000	5800.0	89	14695	No
265	GOM_NL__2PRFIN20041221_174919_000000452033_00113_14696_7420.N1	21-DEC-2004 17:49:19	Dark	44.500	12	Alp1Cru	0.77500	30000.	89	14696	No
266	GOM_NL__2PRFIN20041221_175418_000000412033_00113_14696_7421.N1	21-DEC-2004 17:54:18	Dark	40.500	159	Ups Car	2.9200	7200.0	81	14696	No
267	GOM_NL__2PRFIN20041221_175548_000000442033_00113_14696_7422.N1	21-DEC-2004 17:55:48	Dark	43.500	71	Iot Car	2.2460	7700.0	87	14696	No
268	GOM_NL__2PRFIN20041221_175736_000000462033_00113_14696_7423.N1	21-DEC-2004 17:57:36	Dark	45.500	41	Eps Car	1.8600	4100.0	91	14696	No
269	GOM_NL__2PRFIN20041221_180033_000000532033_00113_14696_7424.N1	21-DEC-2004 18:00:33	Dark	52.500	34	Gam2Vel	1.7930	23000.	105	14696	No
270	GOM_NL__2PRFIN20041221_180214_000000522033_00113_14696_7425.N1	21-DEC-2004 18:02:14	Dark	51.500	2	Alp Car	-0.73600	7000.0	103	14696	No
271	GOM_NL__2PRFIN20041221_180511_000000542033_00113_14696_7426.N1	21-DEC-2004 18:05:11	Dark	54.000	117	Pi Pup	2.7060	3800.0	108	14696	No
272	GOM_NL__2PRFIN20041221_180815_000000542033_00113_14696_7427.N1	21-DEC-2004 18:08:15	Straylight	54.000	23	21Eps CMa	1.5020	26000.	108	14696	No
273	GOM_NL__2PRFIN20041221_180956_000000532033_00113_14696_7428.N1	21-DEC-2004 18:09:56	Straylight	52.500	179	24Omi2CMa	3.0320	24000.	105	14696	No
274	GOM_NL__2PRFIN20041221_181243_000000632033_00113_14696_7429.N1	21-DEC-2004 18:12:43	Straylight	63.000	1	9Alp CMa	-1.4400	11000.	126	14696	No
275	GOM_NL__2PRFIN20041221_181554_000000512033_00113_14696_7430.N1	21-DEC-2004 18:15:54	Straylight	50.500	7	19Bet Ori	0.10000	14000.	101	14696	No
276	GOM_NL__2PRFIN20041221_181759_000000482033_00113_14696_7431.N1	21-DEC-2004 18:17:59	Straylight	48.000	30	46Eps Ori	1.6940	30000.	96	14696	No
277	GOM_NL__2PRFIN20041221_182051_000000552033_00113_14696_7432.N1	21-DEC-2004 18:20:51	Twi_and_stray	54.500	14	58Alp Ori	0.87000	3000.0	109	14696	No
278	GOM_NL__2PRFIN20041221_182307_000000482033_00113_14696_7433.N1	21-DEC-2004 18:23:07	Twi_and_stray	48.000	13	87Alp Tau	0.86700	3800.0	96	14696	No

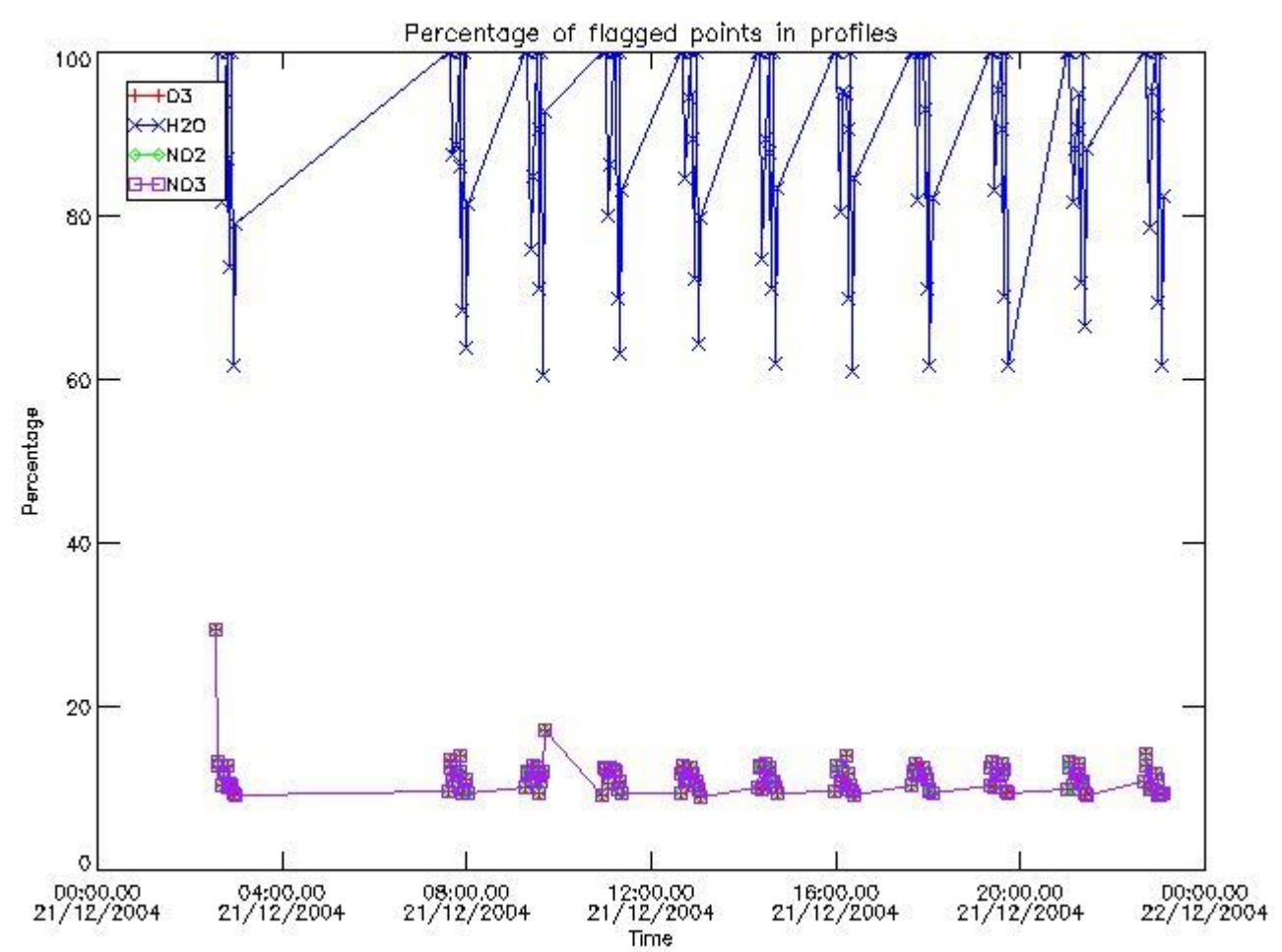
279	GOM_NL__2PRFIN20041221_182455_000000422033_00113_14696_7434.N1	21-DEC-2004 18:24:55	Bright	42.000	176	23Zet Tau	3.0200	22000.	84	14696	No
280	GOM_NL__2PRFIN20041221_182659_000000412033_00113_14696_7435.N1	21-DEC-2004 18:26:59	Bright	41.000	28	12Bet Tau	1.6500	15200.	82	14696	No
281	GOM_NL__2PRFIN20041221_182950_000000372033_00113_14696_7436.N1	21-DEC-2004 18:29:50	Bright	36.500	149	45Eps Per	2.8880	30000.	73	14696	No
282	GOM_NL__2PRFIN20041221_183204_000000382033_00113_14696_7437.N1	21-DEC-2004 18:32:04	Bright	37.500	175	39Del Per	3.0100	19400.	75	14696	No
283	GOM_NL__2PRFIN20041221_183359_000000392033_00113_14696_7438.N1	21-DEC-2004 18:33:59	Bright	38.500	160	23Gam Per	2.9300	4700.0	77	14696	No
284	GOM_NL__2PRFIN20041221_183728_000000382033_00113_14696_7439.N1	21-DEC-2004 18:37:28	Bright	38.000	110	37Del Cas	2.6780	8900.0	76	14696	No
285	GOM_NL__2PRFIN20041221_184341_000000392033_00113_14696_7440.N1	21-DEC-2004 18:43:41	Bright	38.500	49	1Alp UMi	1.9900	6300.0	77	14696	No
286	GOM_NL__2PRFIN20041221_184821_000000352033_00113_14696_7441.N1	21-DEC-2004 18:48:21	Bright	35.000	60	7Bet UMi	2.0810	3950.0	70	14696	No
287	GOM_NL__2PRFIN20041221_185149_000000402033_00113_14696_7442.N1	21-DEC-2004 18:51:49	Bright	39.500	119	14Eta Dra	2.7270	4700.0	79	14696	No
288	GOM_NL__2PRFIN20041221_185326_000000442033_00113_14696_7443.N1	21-DEC-2004 18:53:26	Bright	43.500	55	79Zet UMa	2.0600	10200.	87	14696	No
289	GOM_NL__2PRFIN20041221_185528_000000452033_00113_14696_7444.N1	21-DEC-2004 18:55:28	Bright	45.000	39	85Eta UMa	1.8540	24000.	90	14696	No
290	GOM_NL__2PRFIN20041221_185904_000000402033_00113_14696_7445.N1	21-DEC-2004 18:59:04	Bright	40.000	180	27Gam Boo	3.0400	8000.0	80	14696	No
291	GOM_NL__2PRFIN20041221_190224_000000402033_00113_14696_7446.N1	21-DEC-2004 19:02:24	Bright	40.000	83		2.3780	11000.	80	14696	No
292	GOM_NL__2PRFIN20041221_190558_000000642033_00113_14696_7447.N1	21-DEC-2004 19:05:58	Bright	64.000	111	8Eta Boo	2.6800	6000.0	128	14696	No
293	GOM_NL__2PRFIN20041221_191035_000000672033_00113_14696_7448.N1	21-DEC-2004 19:10:35	Bright	67.000	138	47Eps Vir	2.8280	4700.0	134	14696	No
294	GOM_NL__2PRFIN20041221_191442_000000542033_00113_14696_7449.N1	21-DEC-2004 19:14:42	Bright	54.000	122	9Alp2Lib	2.7470	9700.0	108	14696	No
295	GOM_NL__2PRFIN20041221_191636_000000572033_00113_14696_7450.N1	21-DEC-2004 19:16:36	Twilight	57.000	15	67Alp Vir	0.97600	28000.	114	14696	No
296	GOM_NL__2PRFIN20041221_192007_000000492033_00113_14696_7451.N1	21-DEC-2004 19:20:07	Dark	49.000	169	46Gam Hya	2.9910	4700.0	98	14696	No
297	GOM_NL__2PRFIN20041221_192156_000000412033_00113_14696_7452.N1	21-DEC-2004 19:21:56	Dark	41.000	81	Eta Cen	2.3560	28000.	82	14696	No
298	GOM_NL__2PRFIN20041221_192308_000000392033_00113_14696_7453.N1	21-DEC-2004 19:23:08	Dark	38.500	78	Alp Lup	2.3040	28000.	77	14696	No
299	GOM_NL__2PRFIN20041221_192636_000000512033_00113_14696_7454.N1	21-DEC-2004 19:26:36	Dark	50.500	4	Alp1Cen	-0.010000	5800.0	101	14696	No
300	GOM_NL__2PRFIN20041221_192955_000000442033_00114_14697_7420.N1	21-DEC-2004 19:29:55	Dark	44.000	12	Alp1Cru	0.77500	30000.	88	14697	No
301	GOM_NL__2PRFIN20041221_193455_000000402033_00114_14697_7421.N1	21-DEC-2004 19:34:55	Dark	39.500	159	Ups Car	2.9200	7200.0	79	14697	No
302	GOM_NL__2PRFIN20041221_193625_000000442033_00114_14697_7422.N1	21-DEC-2004 19:36:25	Dark	43.500	71	Iot Car	2.2460	7700.0	87	14697	No
303	GOM_NL__2PRFIN20041221_193813_000000462033_00114_14697_7423.N1	21-DEC-2004 19:38:13	Dark	45.500	41	Eps Car	1.8600	4100.0	91	14697	No
304	GOM_NL__2PRFIN20041221_194110_000000532033_00114_14697_7424.N1	21-DEC-2004 19:41:10	Dark	53.000	34	Gam2Vel	1.7930	23000.	106	14697	No
305	GOM_NL__2PRFIN20041221_194251_000000542033_00114_14697_7425.N1	21-DEC-2004 19:42:51	Dark	53.500	2	Alp Car	-0.73600	7000.0	107	14697	No
306	GOM_NL__2PRFIN20041221_205111_000000652033_00114_14697_7426.N1	21-DEC-2004 20:51:11	Bright	65.000	138	47Eps Vir	2.8280	4700.0	130	14697	No
307	GOM_NL__2PRFIN20041221_205518_000000542033_00114_14697_7427.N1	21-DEC-2004 20:55:18	Bright	53.500	122	9Alp2Lib	2.7470	9700.0	107	14697	No
308	GOM_NL__2PRFIN20041221_205713_000000552033_00114_14697_7428.N1	21-DEC-2004 20:57:13	Twilight	55.000	15	67Alp Vir	0.97600	28000.	110	14697	No
309	GOM_NL__2PRFIN20041221_210044_000000512033_00114_14697_7429.N1	21-DEC-2004 21:00:44	Dark	51.000	169	46Gam Hya	2.9910	4700.0	102	14697	No
310	GOM_NL__2PRFIN20041221_210232_000000412033_00114_14697_7430.N1	21-DEC-2004 21:02:32	Dark	40.500	81	Eta Cen	2.3560	28000.	81	14697	No
311	GOM_NL__2PRFIN20041221_210345_000000392033_00114_14697_7431.N1	21-DEC-2004 21:03:45	Dark	38.500	78	Alp Lup	2.3040	28000.	77	14697	No
312	GOM_NL__2PRFIN20041221_210712_000000522033_00114_14697_7432.N1	21-DEC-2004 21:07:12	Dark	52.000	4	Alp1Cen	-0.010000	5800.0	104	14697	No
313	GOM_NL__2PRFIN20041221_211031_000000432033_00115_14698_7420.N1	21-DEC-2004 21:10:31	Dark	43.000	12	Alp1Cru	0.77500	30000.	86	14698	No
314	GOM_NL__2PRFIN20041221_211531_000000402033_00115_14698_7421.N1	21-DEC-2004 21:15:31	Dark	39.500	159	Ups Car	2.9200	7200.0	79	14698	No
315	GOM_NL__2PRFIN20041221_211701_000000432033_00115_14698_7422.N1	21-DEC-2004 21:17:01	Dark	43.000	71	Iot Car	2.2460	7700.0	86	14698	No
316	GOM_NL__2PRFIN20041221_211848_000000492033_00115_14698_7423.N1	21-DEC-2004 21:18:48	Dark	48.500	41	Eps Car	1.8600	4100.0	97	14698	No
317	GOM_NL__2PRFIN20041221_212146_000000472033_00115_14698_7424.N1	21-DEC-2004 21:21:46	Dark	47.000	34	Gam2Vel	1.7930	23000.	94	14698	No
318	GOM_NL__2PRFIN20041221_212327_000000542033_00115_14698_7425.N1	21-DEC-2004 21:23:27	Dark	54.000	2	Alp Car	-0.73600	7000.0	108	14698	No
319	GOM_NL__2PRFIN20041221_212624_000000552033_00115_14698_7426.N1	21-DEC-2004 21:26:24	Dark	55.000	117	Pi Pup	2.7060	3800.0	110	14698	No
320	GOM_NL__2PRFIN20041221_212927_000000552033_00115_14698_7427.N1	21-DEC-2004 21:29:27	Straylight	54.500	23	21Eps CMa	1.5020	26000.	109	14698	No
321	GOM_NL__2PRFIN20041221_213107_000000562033_00115_14698_7428.N1	21-DEC-2004 21:31:07	Straylight	56.000	179	24Omi2CMa	3.0320	24000.	112	14698	No
322	GOM_NL__2PRFIN20041221_213355_000000622033_00115_14698_7429.N1	21-DEC-2004 21:33:55	Straylight	62.000	1	9Alp CMa	-1.4400	11000.	124	14698	No
323	GOM_NL__2PRFIN20041221_213706_000000512033_00115_14698_7430.N1	21-DEC-2004 21:37:06	Straylight	50.500	7	19Bet Ori	0.10000	14000.	101	14698	No
324	GOM_NL__2PRFIN20041221_213910_000000502033_00115_14698_7431.N1	21-DEC-2004 21:39:10	Straylight	49.500	30	46Eps Ori	1.6940	30000.	99	14698	No
325	GOM_NL__2PRFIN20041221_214202_000000612033_00115_14698_7432.N1	21-DEC-2004 21:42:02	Twilight	61.000	14	58Alp Ori	0.87000	3000.0	122	14698	No
326	GOM_NL__2PRFIN20041221_214419_000000522033_00115_14698_7433.N1	21-DEC-2004 21:44:19	Twilight	52.000	13	87Alp Tau	0.86700	3800.0	104	14698	No
327	GOM_NL__2PRFIN20041221_214606_000000432033_00115_14698_7434.N1	21-DEC-2004 21:46:06	Bright	43.000	176	23Zet Tau	3.0200	22000.	86	14698	No
328	GOM_NL__2PRFIN20041221_214811_000000422033_00115_14698_7435.N1	21-DEC-2004 21:48:11	Bright	41.500	28	12Bet Tau	1.6500	15200.	83	14698	No
329	GOM_NL__2PRFIN20041221_215102_000000362033_00115_14698_7436.N1	21-DEC-2004 21:51:02	Bright	35.500	149	45Eps Per	2.8880	30000.	71	14698	No
330	GOM_NL__2PRFIN20041221_215316_000000372033_00115_14698_7437.N1	21-DEC-2004 21:53:16	Bright	36.500	175	39Del Per	3.0100	19400.	73	14698	No
331	GOM_NL__2PRFIN20041221_215511_000000382033_00115_14698_7438.N1	21-DEC-2004 21:55:11	Bright	37.500	160	23Gam Per	2.9300	4700.0	75	14698	No
332	GOM_NL__2PRFIN20041221_215841_000000392033_00115_14698_7439.N1	21-DEC-2004 21:58:41	Bright	38.500	110	37Del Cas	2.6780	8900.0	77	14698	No
333	GOM_NL__2PRFIN20041221_220453_000000382033_00115_14698_7440.N1	21-DEC-2004 22:04:53	Bright	38.000	49	1Alp UMi	1.9900	6300.0	76	14698	No
334	GOM_NL__2PRFIN20041221_220932_000000402033_00115_14698_7441.N1	21-DEC-2004 22:09:32	Bright	40.000	60	7Bet UMi	2.0810	3950.0	80	14698	No
335	GOM_NL__2PRFIN20041221_221302_000000382033_00115_14698_7442.N1	21-DEC-2004 22:13:02	Bright	37.500	119	14Eta Dra	2.7270	4700.0	75	14698	No
336	GOM_NL__2PRFIN20041221_221438_000000442033_00115_14698_7443.N1	21-DEC-2004 22:14:38	Bright	44.000	55	79Zet UMa	2.0600	10200.	88	14698	No
337	GOM_NL__2PRFIN20041221_221640_000000442033_00115_14698_7444.N1	21-DEC-2004 22:16:40	Bright	43.500	39	85Eta UMa	1.8540	24000.	87	14698	No

338	GOM_NL__2PRFIN20041221_222016_000000412033_00115_14698_7445.N1	21-DEC-2004 22:20:16	Bright	40.500	180	27Gam Boo	3.0400	8000.0	81	14698	No
339	GOM_NL__2PRFIN20041221_222337_000000392033_00115_14698_7446.N1	21-DEC-2004 22:23:37	Bright	39.000	83		2.3780	11000.	78	14698	No
340	GOM_NL__2PRFIN20041221_222711_000000522033_00115_14698_7447.N1	21-DEC-2004 22:27:11	Bright	52.000	111	8Eta Boo	2.6800	6000.0	104	14698	No
341	GOM_NL__2PRFIN20041221_223148_000000682033_00115_14698_7448.N1	21-DEC-2004 22:31:48	Bright	67.500	138	47Eps Vir	2.8280	4700.0	135	14698	No
342	GOM_NL__2PRFIN20041221_223554_000000542033_00115_14698_7449.N1	21-DEC-2004 22:35:54	Bright	54.000	122	9Alp2Lib	2.7470	9700.0	108	14698	No
343	GOM_NL__2PRFIN20041221_223750_000000592033_00115_14698_7450.N1	21-DEC-2004 22:37:50	Twilight	58.500	15	67Alp Vir	0.97600	28000.	117	14698	No
344	GOM_NL__2PRFIN20041221_224121_000000472033_00115_14698_7451.N1	21-DEC-2004 22:41:21	Dark	46.500	169	46Gam Hya	2.9910	4700.0	93	14698	No
345	GOM_NL__2PRFIN20041221_224308_000000402033_00115_14698_7452.N1	21-DEC-2004 22:43:08	Dark	40.000	81	Eta Cen	2.3560	28000.	80	14698	No
346	GOM_NL__2PRFIN20041221_224421_000000402033_00115_14698_7453.N1	21-DEC-2004 22:44:21	Dark	39.500	78	Alp Lup	2.3040	28000.	79	14698	No
347	GOM_NL__2PRFIN20041221_224747_000000522033_00115_14698_7454.N1	21-DEC-2004 22:47:47	Dark	52.000	4	Alp1Cen	-0.010000	5800.0	104	14698	No
348	GOM_NL__2PRFIN20041221_225107_000000522033_00116_14699_7420.N1	21-DEC-2004 22:51:07	Dark	51.500	12	Alp1Cru	0.77500	30000.	103	14699	No
349	GOM_NL__2PRFIN20041221_225606_000000442033_00116_14699_7421.N1	21-DEC-2004 22:56:06	Dark	43.500	159	Ups Car	2.9200	7200.0	87	14699	No
350	GOM_NL__2PRFIN20041221_225735_000000462033_00116_14699_7422.N1	21-DEC-2004 22:57:35	Dark	46.000	71	Iot Car	2.2460	7700.0	92	14699	No
351	GOM_NL__2PRFIN20041221_225923_000000562033_00116_14699_7423.N1	21-DEC-2004 22:59:23	Dark	56.000	41	Eps Car	1.8600	4100.0	112	14699	No
352	GOM_NL__2PRFIN20041221_230220_000000562033_00116_14699_7424.N1	21-DEC-2004 23:02:20	Dark	56.000	34	Gam2Vel	1.7930	23000.	112	14699	No
353	GOM_NL__2PRFIN20041221_230402_000000542033_00116_14699_7425.N1	21-DEC-2004 23:04:02	Dark	54.000	2	Alp Car	-0.73600	7000.0	108	14699	No
354	GOM_NL__2PRFIN20041221_230658_000000552033_00116_14699_7426.N1	21-DEC-2004 23:06:58	Dark	54.500	117	Pi Pup	2.7060	3800.0	109	14699	No
355	GOM_NL__2PRFIN20041221_231004_000000512033_00116_14699_7427.N1	21-DEC-2004 23:10:04	Straylight	50.500	23	21Eps CMa	1.5020	26000.	101	14699	No
356	GOM_NL__2PRFIN20041221_231145_000000522033_00116_14699_7428.N1	21-DEC-2004 23:11:45	Straylight	51.500	179	24Omi2CMa	3.0320	24000.	103	14699	No
357	GOM_NL__2PRFIN20041221_231429_000000652033_00116_14699_7429.N1	21-DEC-2004 23:14:29	Straylight	65.000	1	9Alp CMa	-1.4400	11000.	130	14699	No
358	GOM_NL__2PRFIN20041221_231741_000000542033_00116_14699_7430.N1	21-DEC-2004 23:17:41	Straylight	54.000	7	19Bet Ori	0.10000	14000.	108	14699	No
359	GOM_NL__2PRFIN20041221_231945_000000502033_00116_14699_7431.N1	21-DEC-2004 23:19:45	Straylight	49.500	30	46Eps Ori	1.6940	30000.	99	14699	No
360	GOM_NL__2PRFIN20041221_232237_000000572033_00116_14699_7432.N1	21-DEC-2004 23:22:37	Twilight	56.500	14	58Alp Ori	0.87000	3000.0	113	14699	No
361	GOM_NL__2PRFIN20041221_232454_000000522033_00116_14699_7433.N1	21-DEC-2004 23:24:54	Twilight	52.000	13	87Alp Tau	0.86700	3800.0	104	14699	No
362	GOM_NL__2PRFIN20041221_232642_000000432033_00116_14699_7434.N1	21-DEC-2004 23:26:42	Bright	42.500	176	23Zet Tau	3.0200	22000.	85	14699	No
363	GOM_NL__2PRFIN20041221_232846_000000432033_00116_14699_7435.N1	21-DEC-2004 23:28:46	Bright	42.500	28	12Bet Tau	1.6500	15200.	85	14699	No
364	GOM_NL__2PRFIN20041221_233137_000000382033_00116_14699_7436.N1	21-DEC-2004 23:31:37	Bright	37.500	149	45Eps Per	2.8880	30000.	75	14699	No
365	GOM_NL__2PRFIN20041221_233351_000000382033_00116_14699_7437.N1	21-DEC-2004 23:33:51	Bright	37.500	175	39Del Per	3.0100	19400.	75	14699	No
366	GOM_NL__2PRFIN20041221_233547_000000362033_00116_14699_7438.N1	21-DEC-2004 23:35:47	Bright	36.000	160	23Gam Per	2.9300	4700.0	72	14699	No
367	GOM_NL__2PRFIN20041221_233917_000000392033_00116_14699_7439.N1	21-DEC-2004 23:39:17	Bright	38.500	110	37Del Cas	2.6780	8900.0	77	14699	No
368	GOM_NL__2PRFIN20041221_234528_000000382033_00116_14699_7440.N1	21-DEC-2004 23:45:28	Bright	38.000	49	1Alp UMi	1.9900	6300.0	76	14699	No
369	GOM_NL__2PRFIN20041221_235007_000000352033_00116_14699_7441.N1	21-DEC-2004 23:50:07	Bright	35.000	60	7Bet UMi	2.0810	3950.0	70	14699	No
370	GOM_NL__2PRFIN20041221_235337_000000382033_00116_14699_7442.N1	21-DEC-2004 23:53:37	Bright	38.000	119	14Eta Dra	2.7270	4700.0	76	14699	No
371	GOM_NL__2PRFIN20041221_235513_000000612033_00116_14699_7443.N1	21-DEC-2004 23:55:13	Bright	61.000	55	79Zet UMa	2.0600	10200.	122	14699	No
372	GOM_NL__2PRFIN20041221_235715_000000452033_00116_14699_7444.N1	21-DEC-2004 23:57:15	Bright	44.500	39	85Eta UMa	1.8540	24000.	89	14699	No

3. Quality information per product

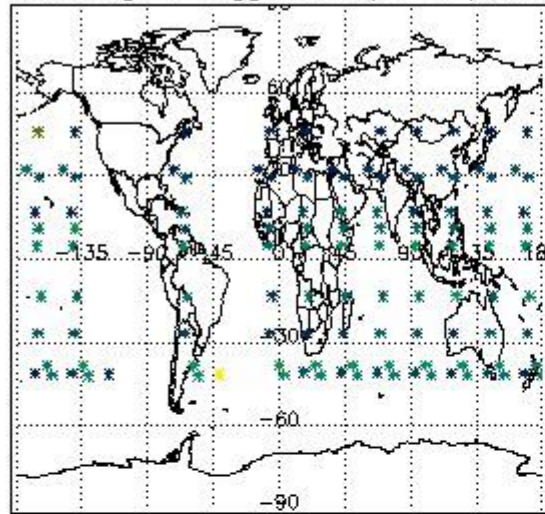
In this section it is plotted some information contained in the Quality Summary data set of the level 2 products. Only products in dark limb conditions and without errors (error flag in the MPH set to "0") are used.

3.1 Plot quality information per product (time dependant)

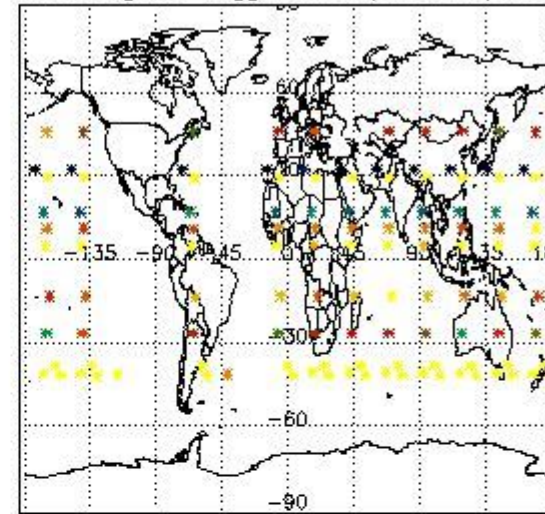


3.2 Plot quality information per product (world map)


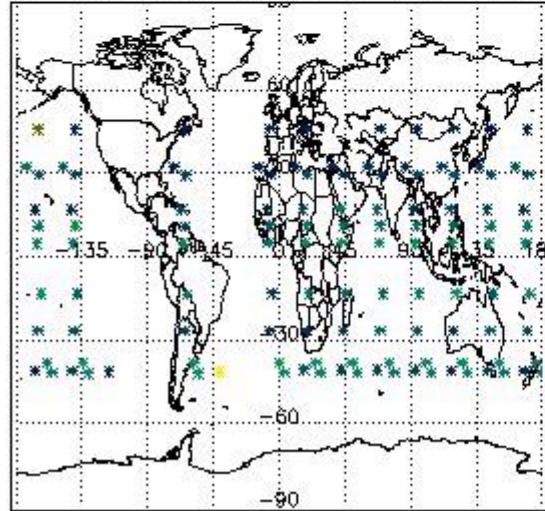
Percentage of flagged data per O3 profile



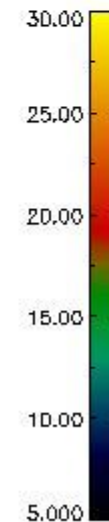
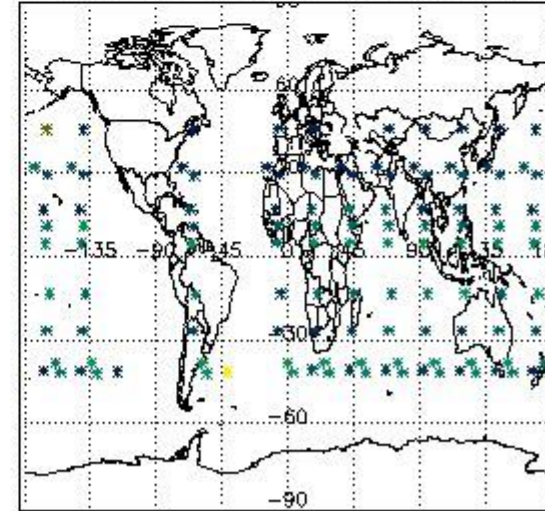
Percentage of flagged data per H2O profile



Percentage of flagged data per NO2 profile



Percentage of flagged data per NO3 profile

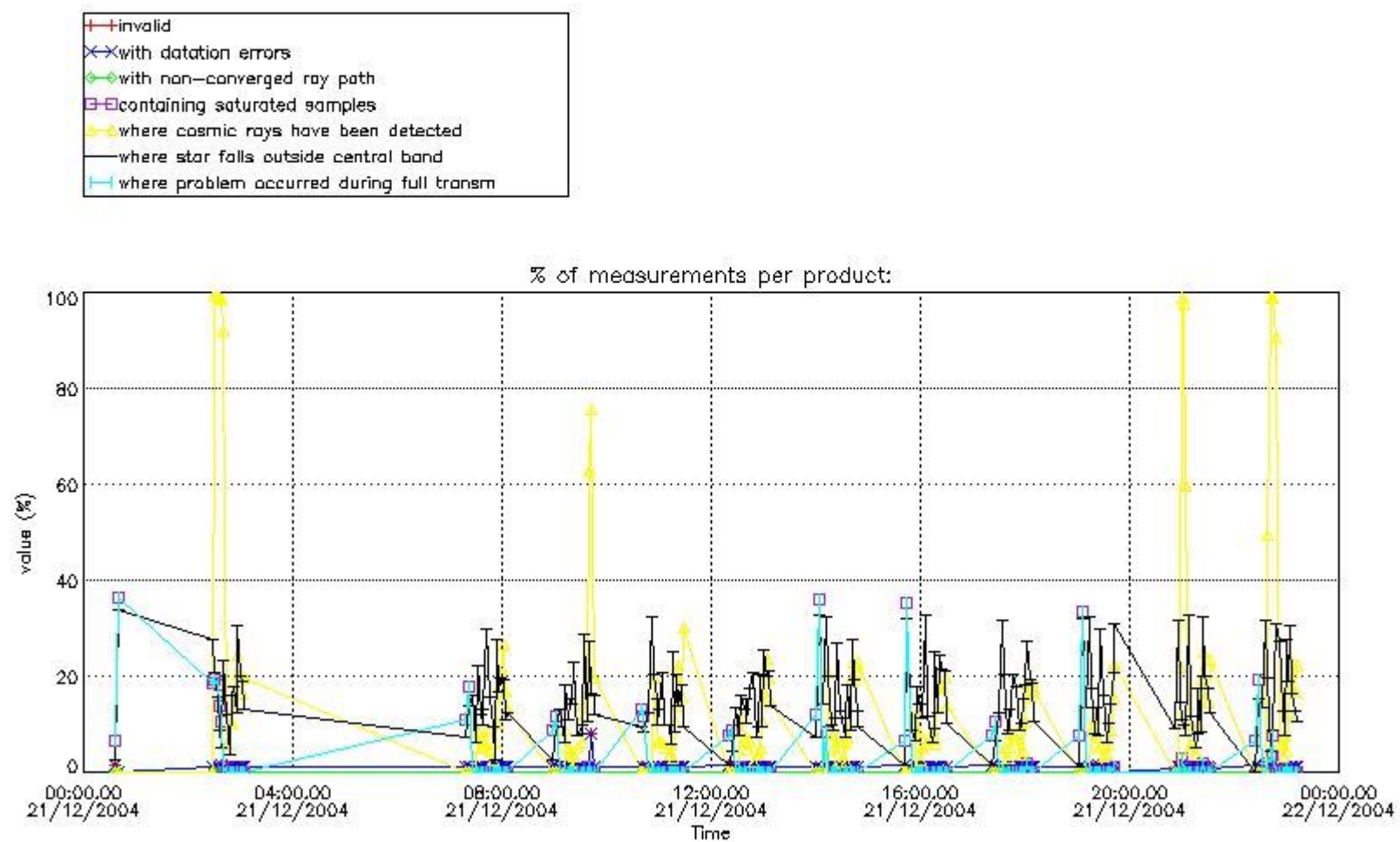


4. Level 1 quality information per product

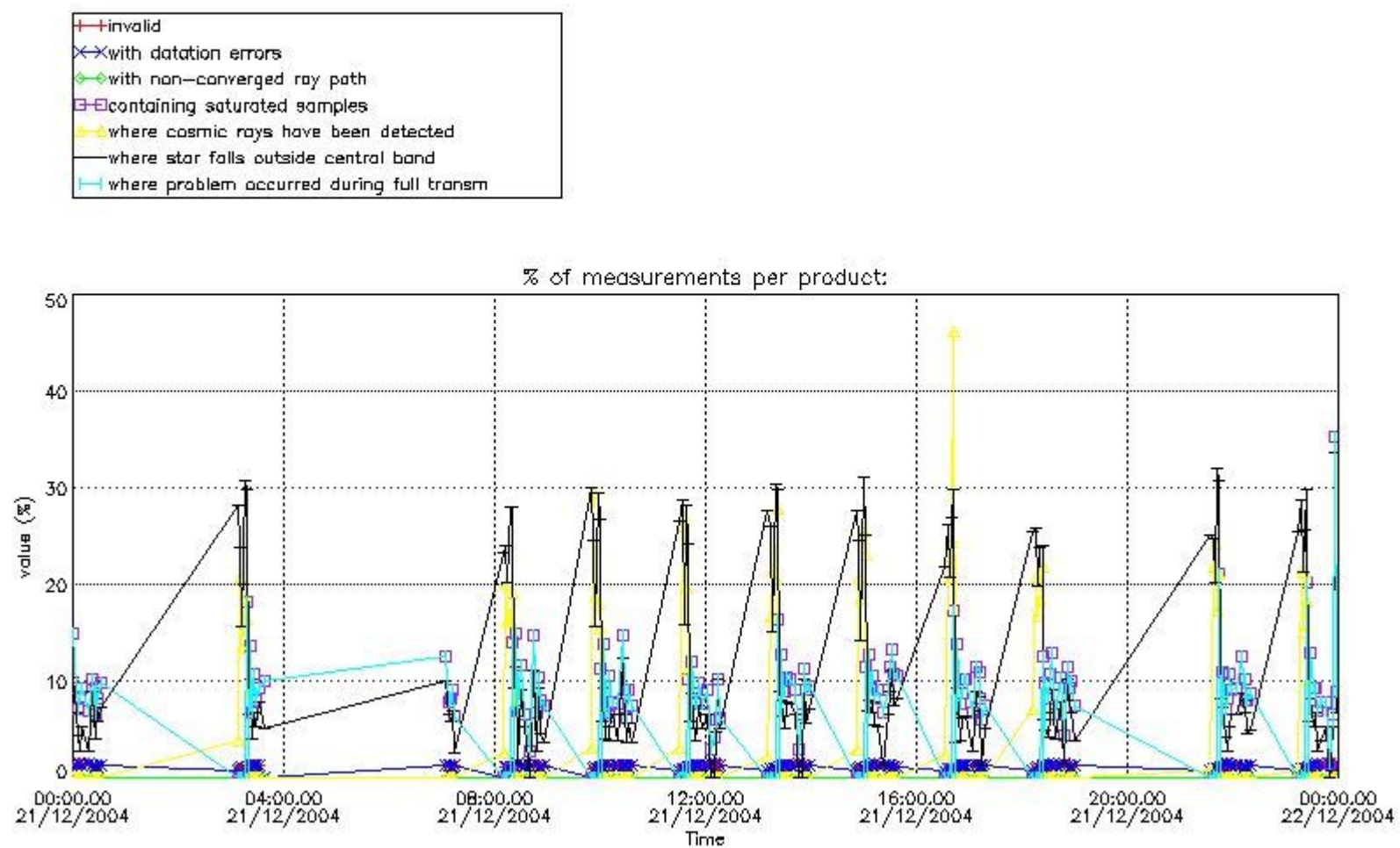
In this section it is plotted some information contained in the Quality Summary data set of the level 2 products that comes from the level 1b processing. Products without errors (error flag in the MPH set to "0") are used.

4.1 Plot quality information per product (time dependant) coming from level 1b processing

4.1.1 Plot level 1 quality information per product (time dependant): ENVISAT ASCENDING passes

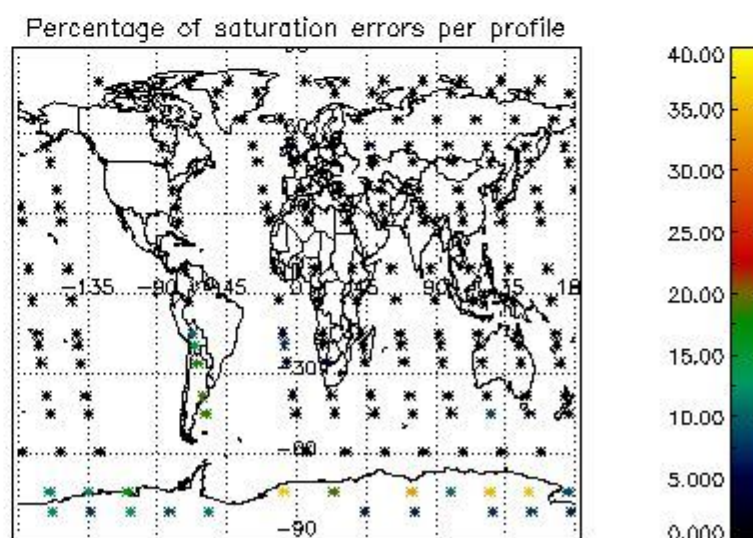
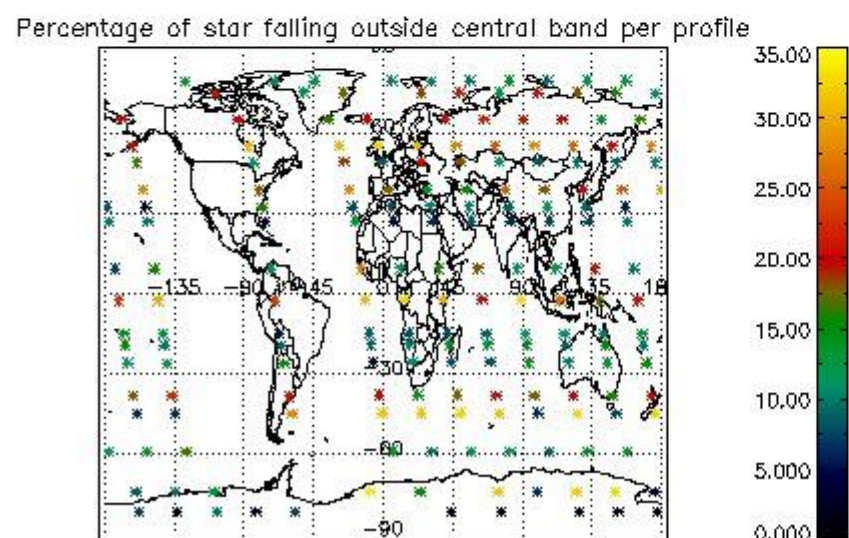
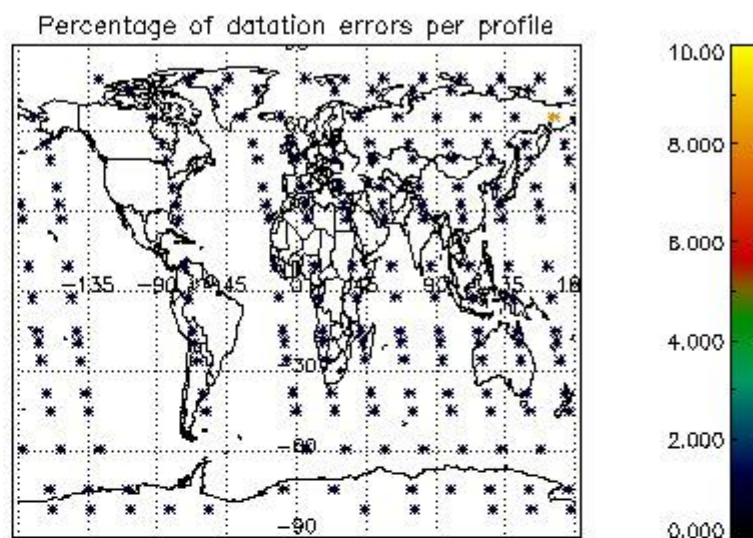
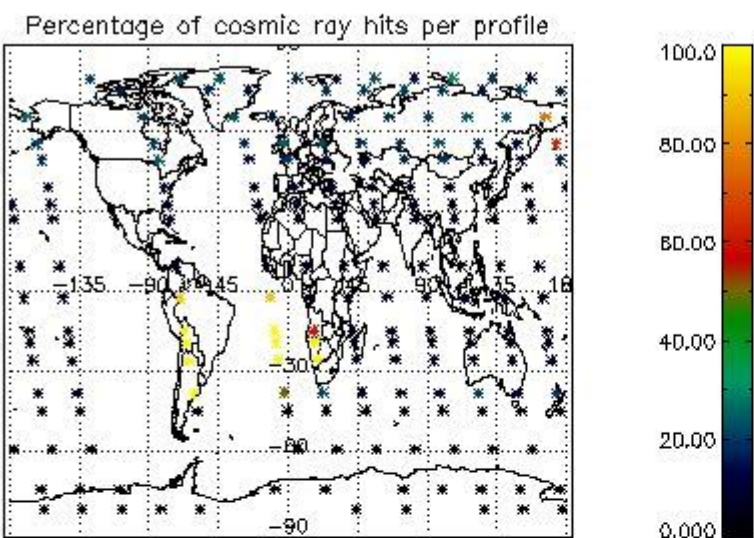


4.1.2 Plot level 1 quality information per product (time dependant): ENVI SAT DESCENDING passes



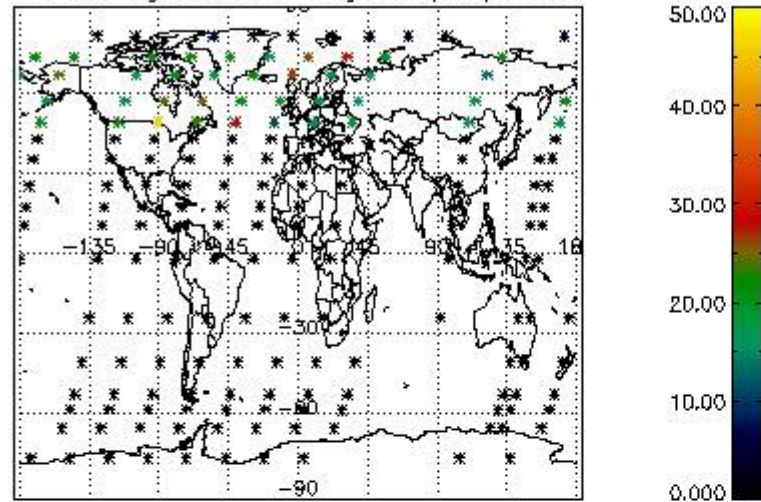
4.2 Plot quality information per product coming from level 1b processing (world map)

4.2.1 Plot level 1 quality information per product (world map): ENVISAT ASCENDING passes

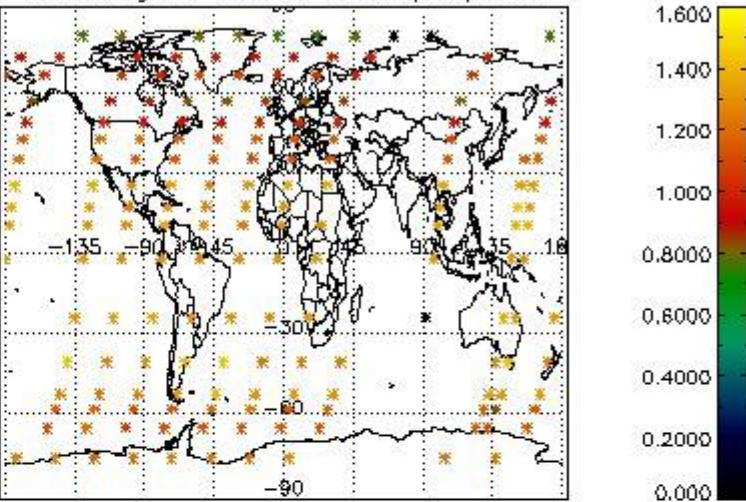


4.2.2 Plot level 1 quality information per product (world map): ENVISAT DESCENDING passes

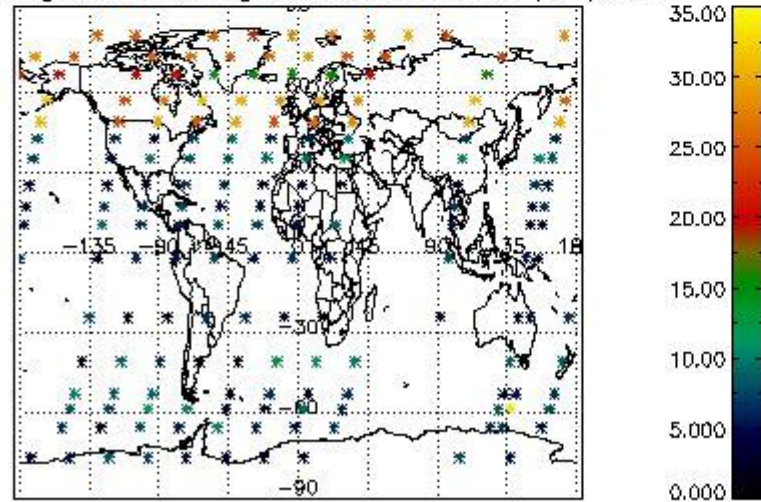
Percentage of cosmic ray hits per profile



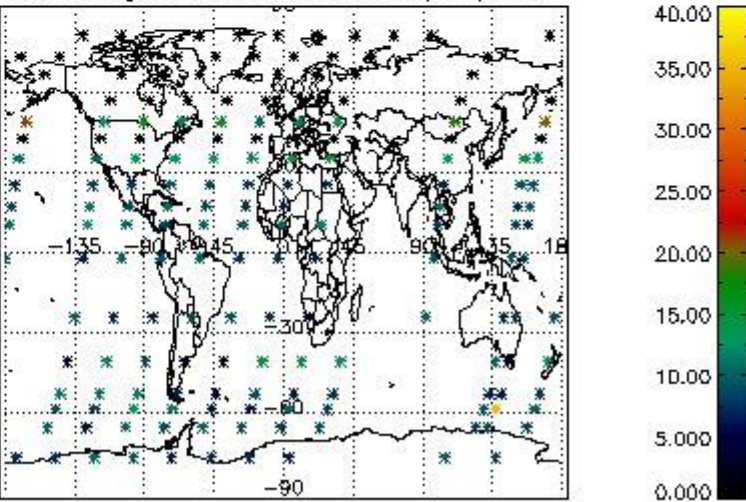
Percentage of datation errors per profile



Percentage of star falling outside central band per profile



Percentage of saturation errors per profile



5. Trace gas profiles

5.1 Ozone statistics based on quality of products

The final quality of the products can be "measured" using the STD (Standard Deviation) attached to every point profile. This information is written to the parameter GOM_NL__2P/NL_LOCAL_SPECIES_DENSITY/o3_std of the level 2 products. The table below shows the statistics for given STD ranges.

The statistics are given with respect to the overall valid production:

- Products without fatal errors: GOM_NL__2P/MPH/PRODUCT_ERR=0
- Valid point profile: GOM_NL__2P/NL_LOCAL_SPECIES_DENSITY/pcd(0)=0

The 'Criteria' is applied to valid points of dark limb products:

- Products in dark limb illumination condition: GOM_NL__2P/NL_SUMMARY_QUALITY/obs_ill_cond=0
- Products without fatal errors: GOM_NL__2P/MPH/PRODUCT_ERR=0
- Valid point profile: GOM_NL__2P/NL_LOCAL_SPECIES_DENSITY/pcd(0)=0

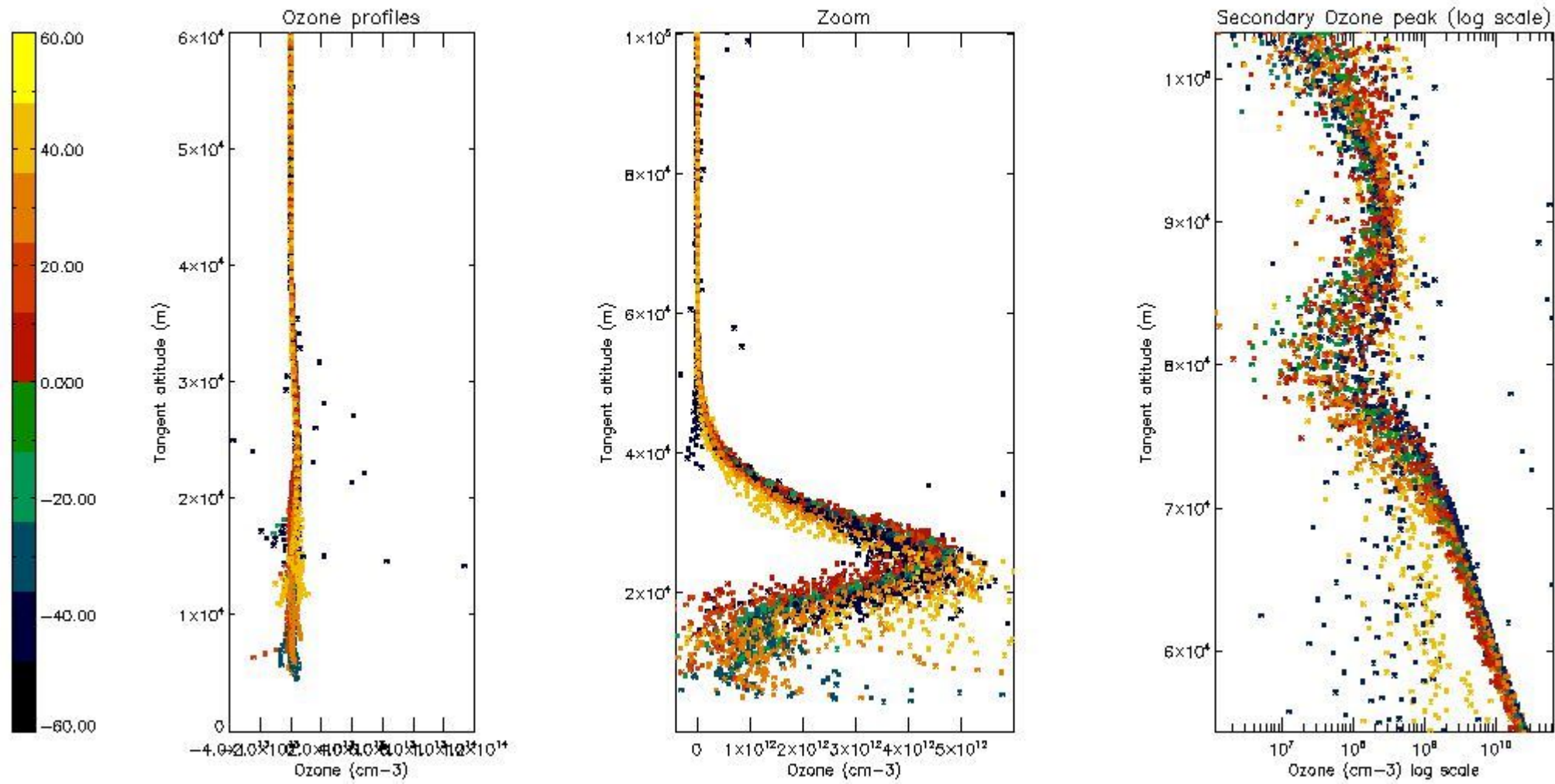
So, the table below shows the percentage of dark limb and valid observations for each criteria with respect to the overall valid daily observations.

Criteria	% of total production
All STD	33
STD < 20	17

STD < 10	14
STD < 5	9

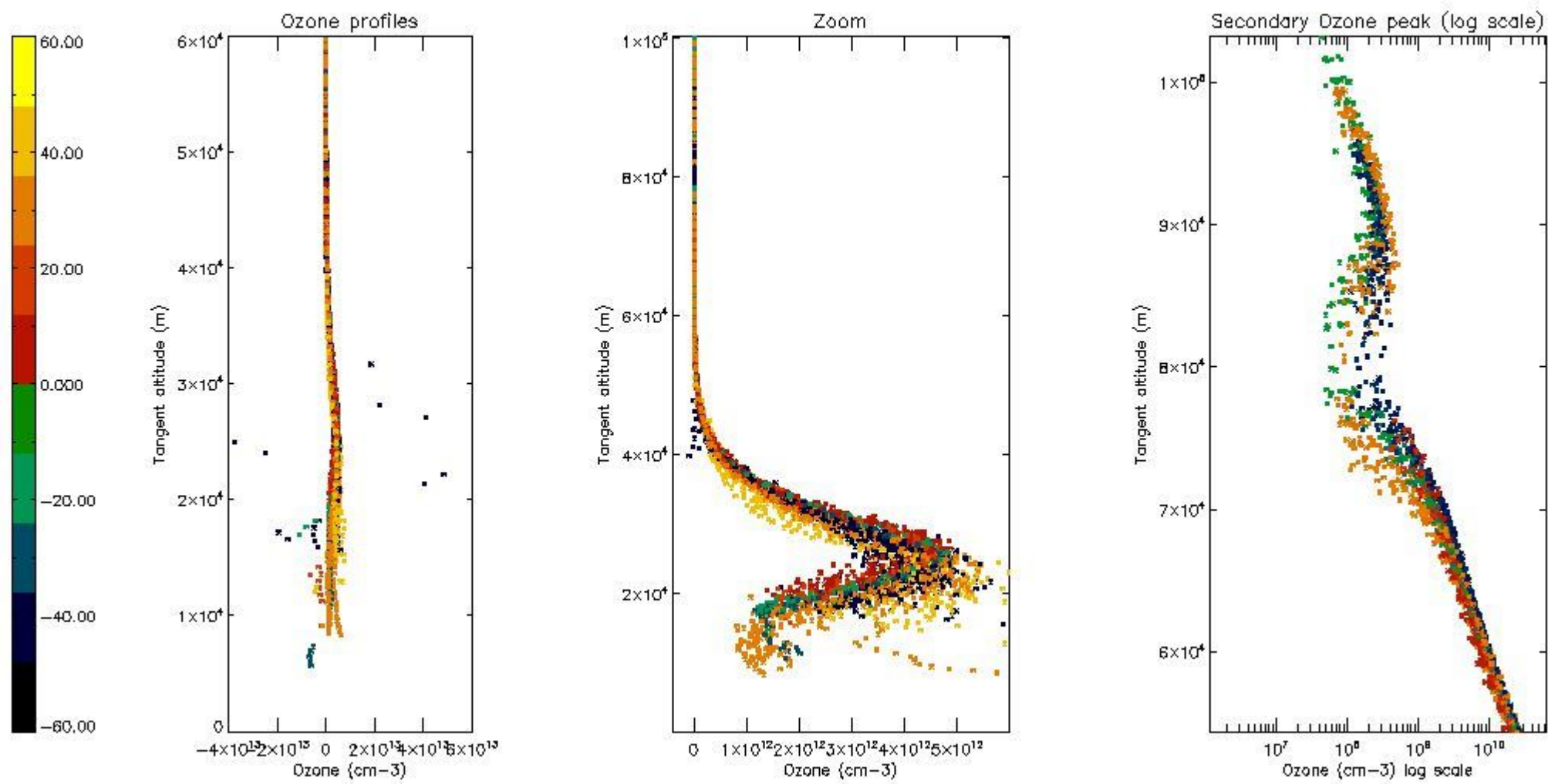
5.2 Plot ozone profiles for all STD (dark without errors)

The colorbar represents the latitude.



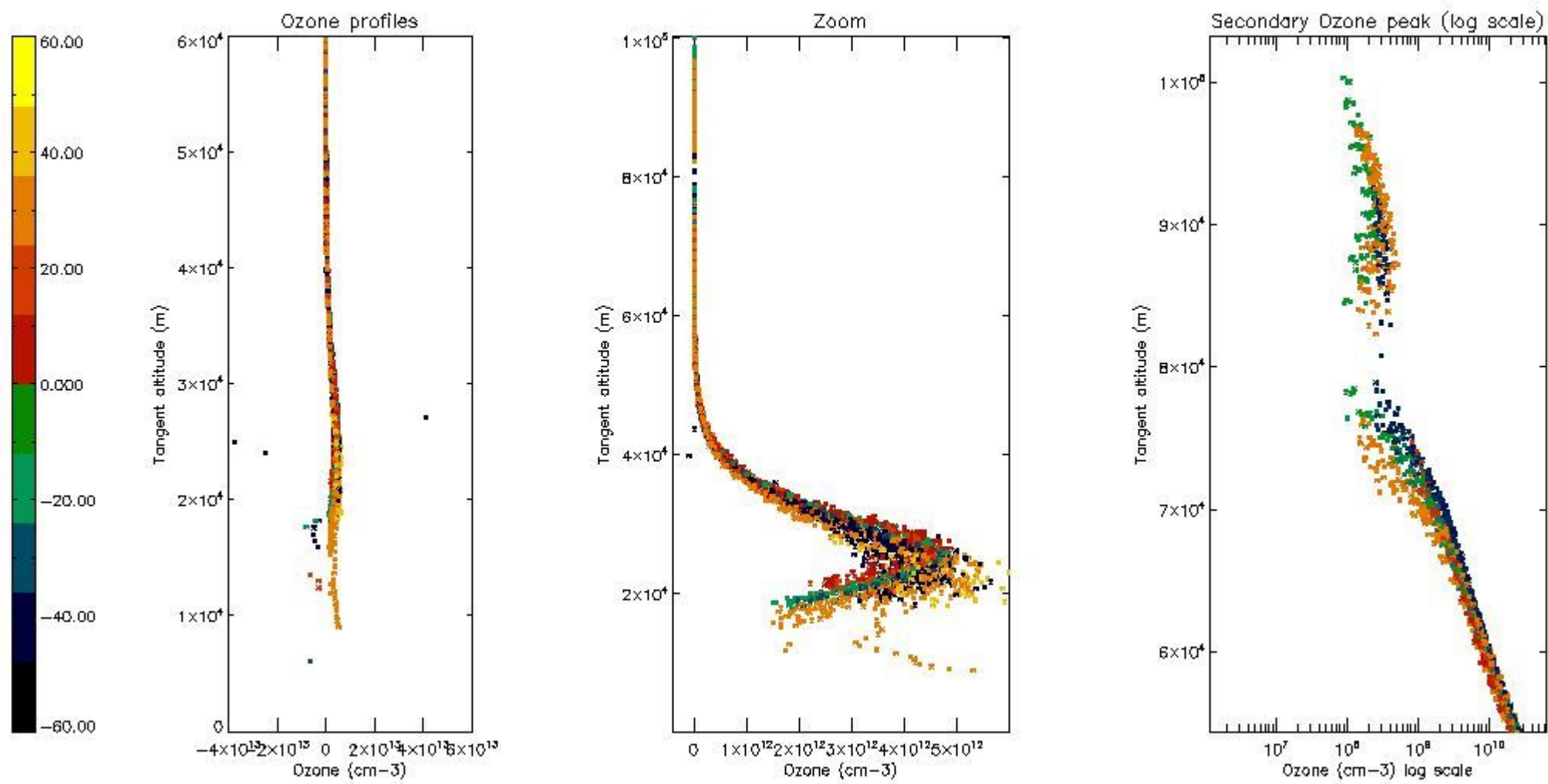
5.3 Plot ozone profiles where STD < 20% (dark without errors)

The colorbar represents the latitude.



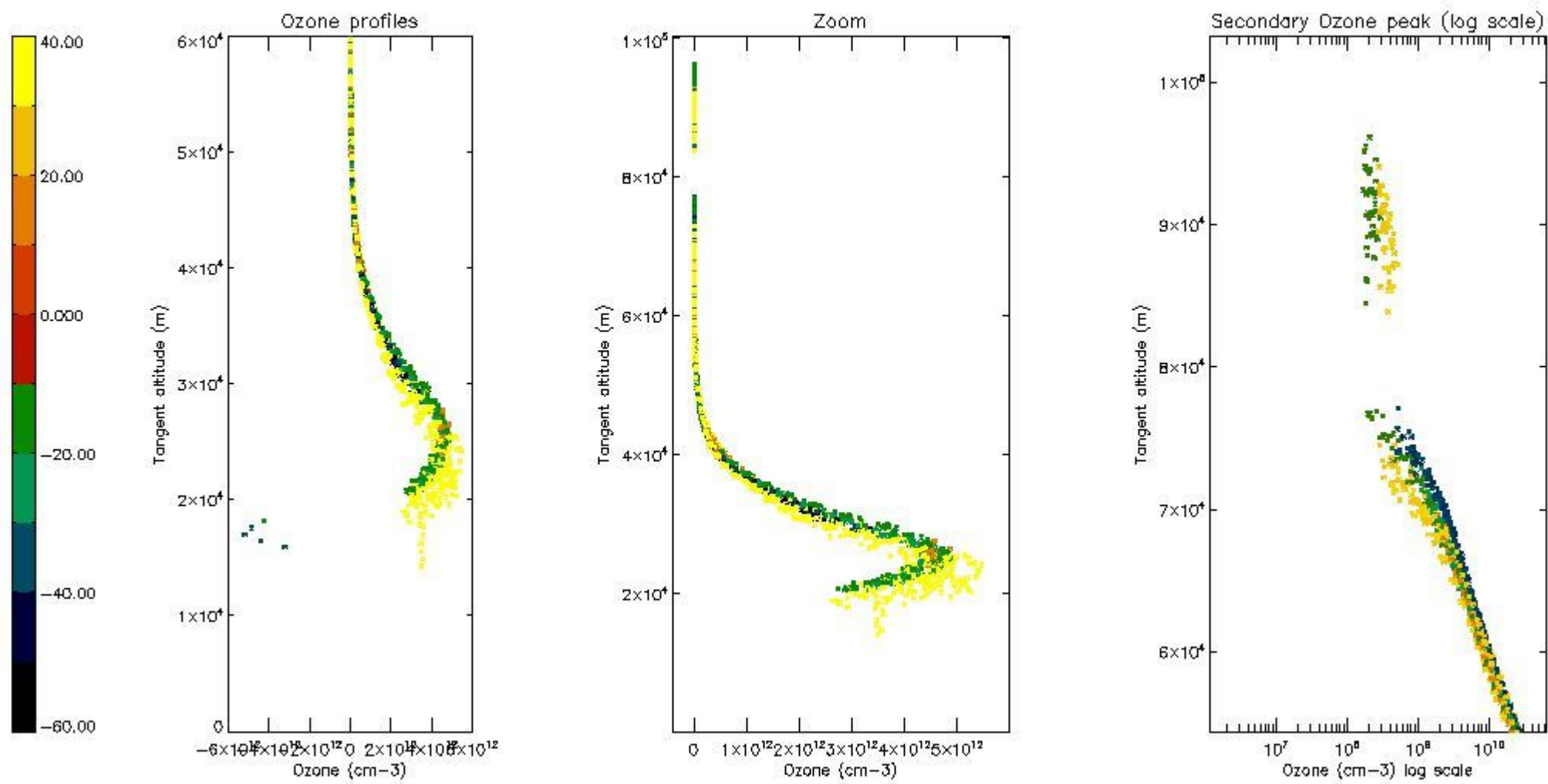
5.4 Plot ozone profiles where $STD < 10\%$ (dark without errors)

The colorbar represents the latitude.



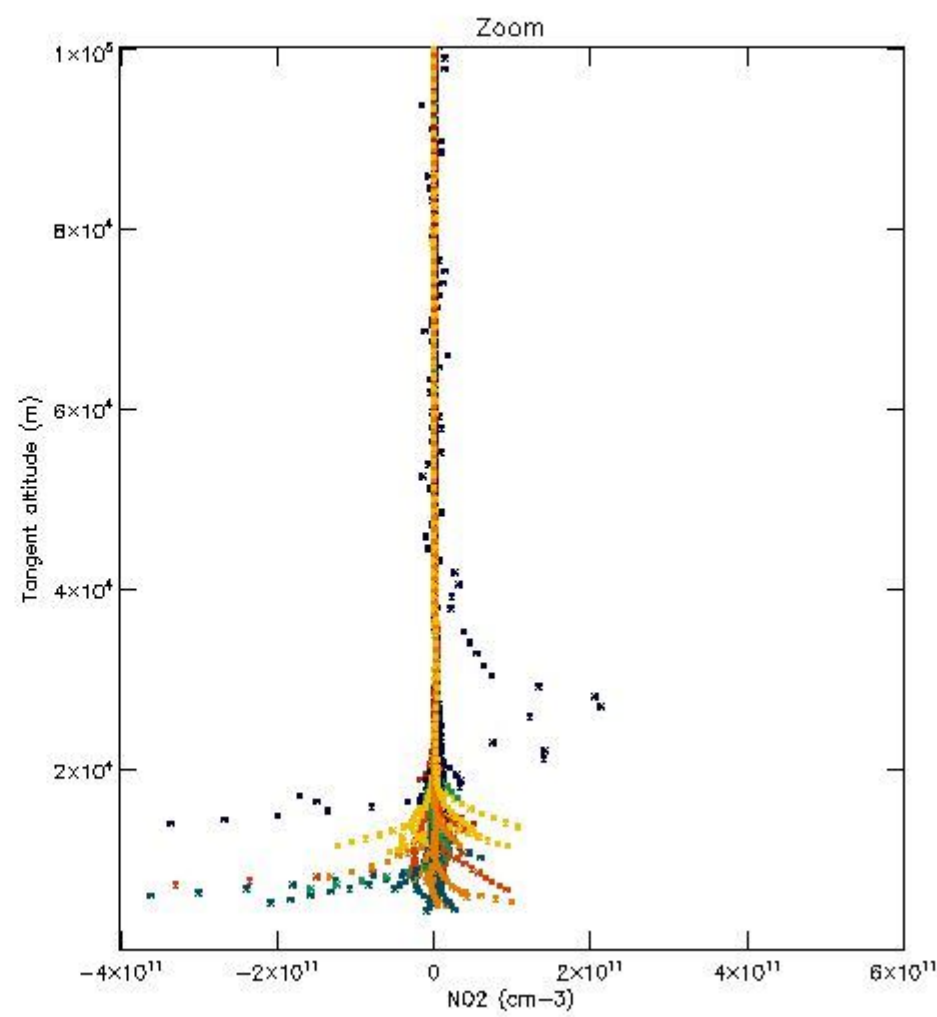
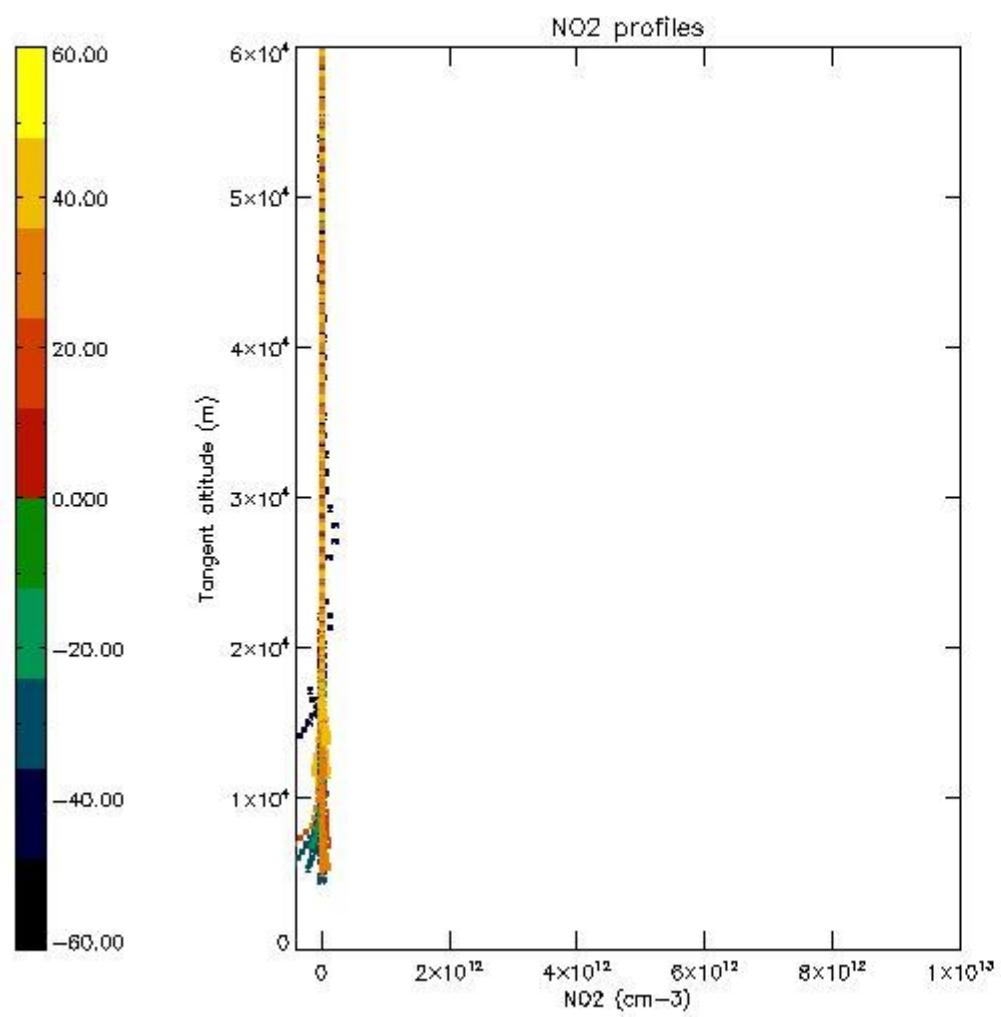
5.5 Plot ozone profiles where STD < 5% (dark without errors)

The colorbar represents the latitude.



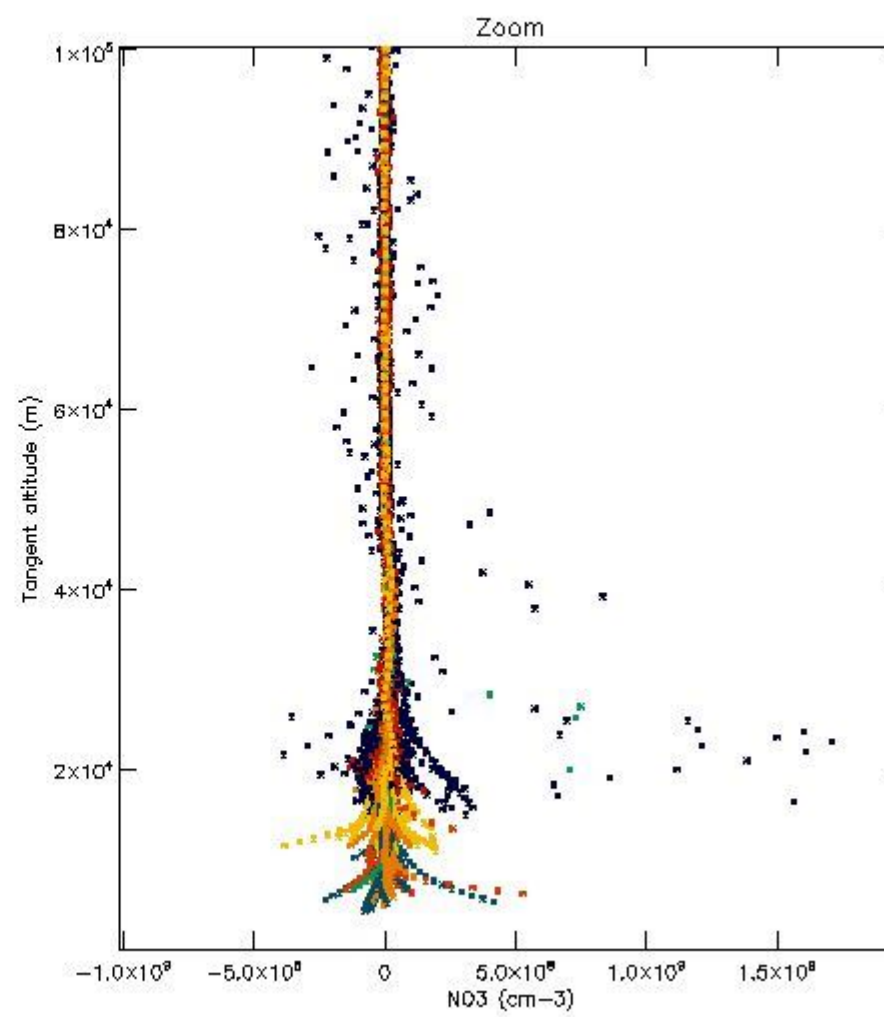
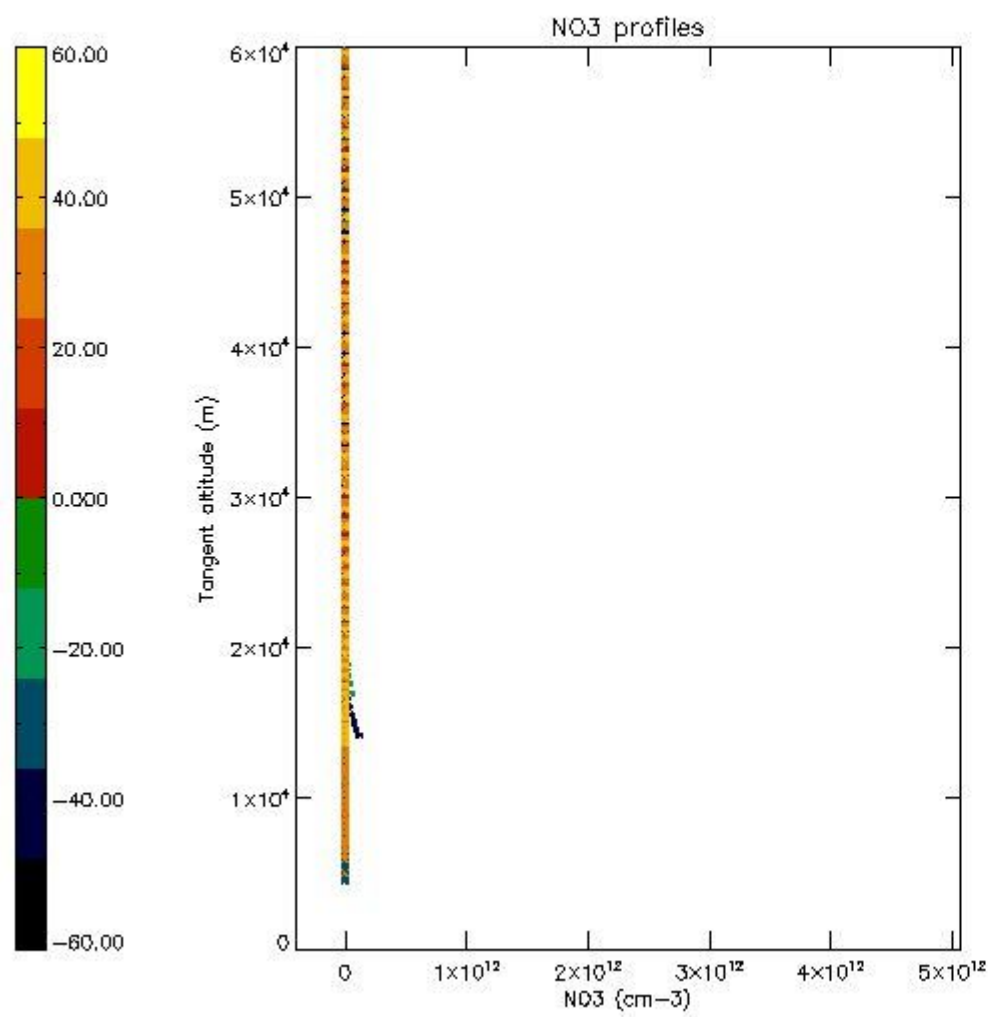
5.6 Plot NO₂ profiles for all STD (dark without errors)

The colorbar represents the latitude.



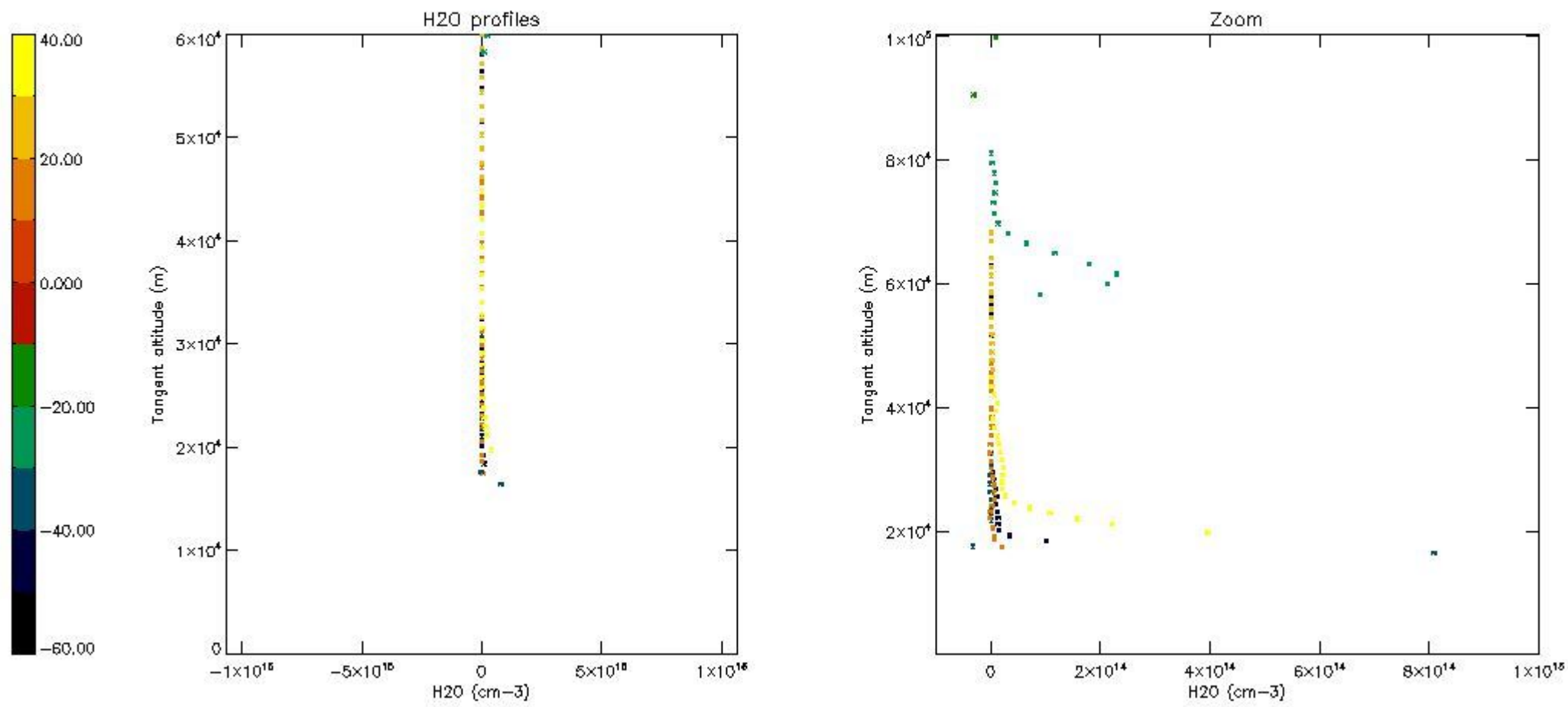
5.7 Plot NO3 profiles for all STD (dark without errors)

The colorbar represents the latitude.



5.8 Plot H2O profiles for all STD (only for occultations of stars 1,2,3,4,13,14,16,26,63 dark without errors)

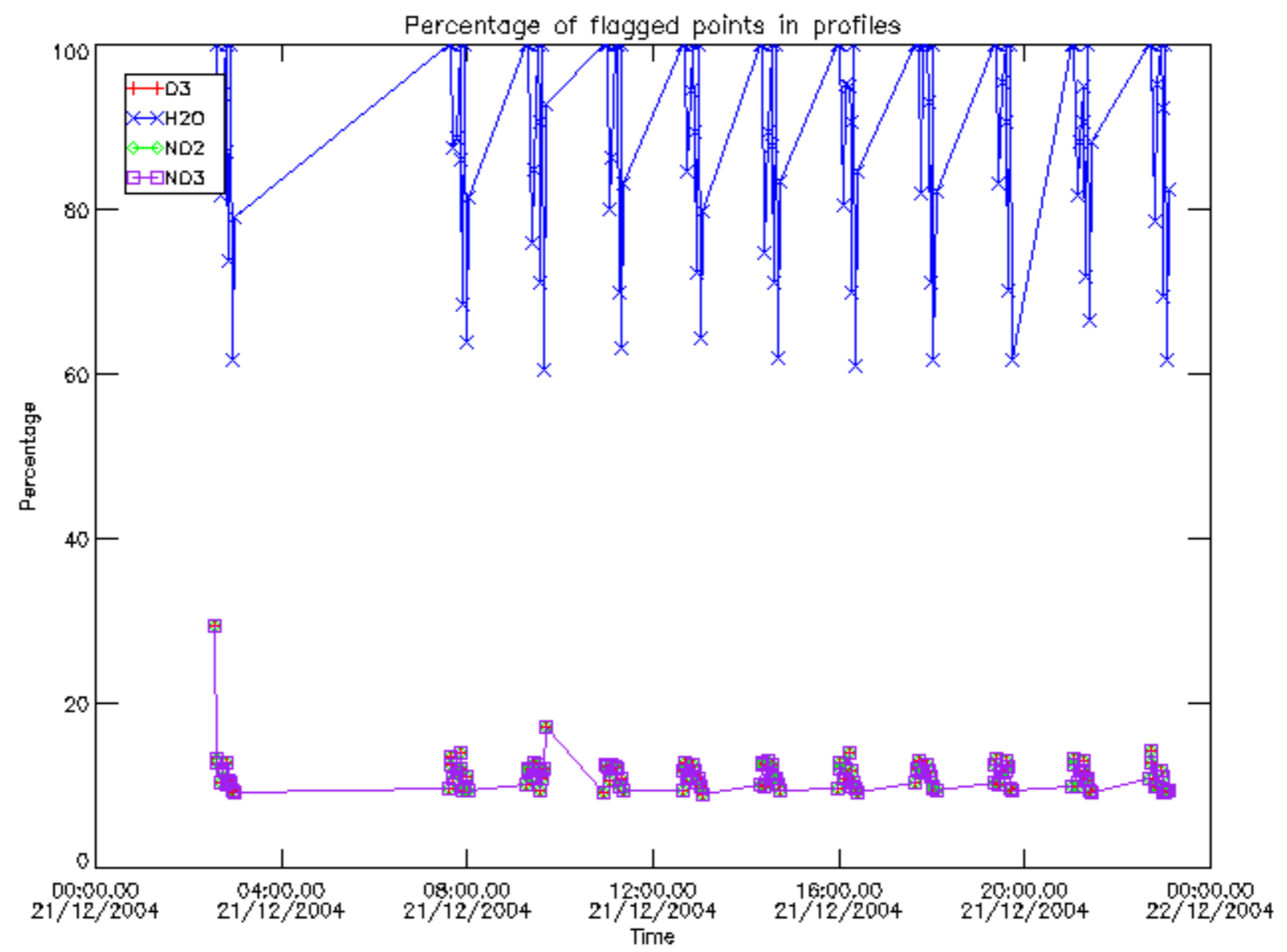
The colorbar represents the latitude.



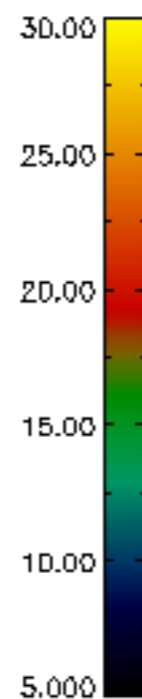
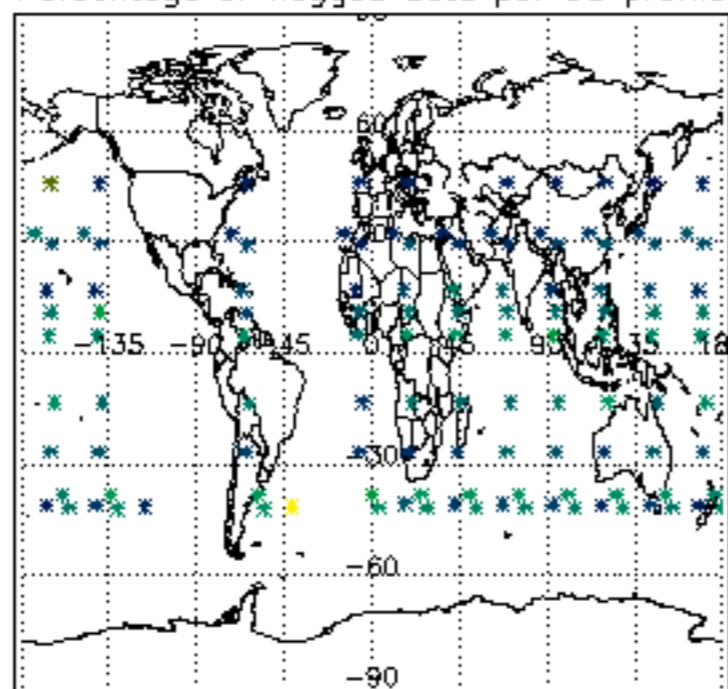
6. Auxiliary Data Files used for the production reported in section 2

The number reported in the third column indicates since which file (see list in section 2) the corresponding auxiliary file has been used. The fourth column is the date of those product files.

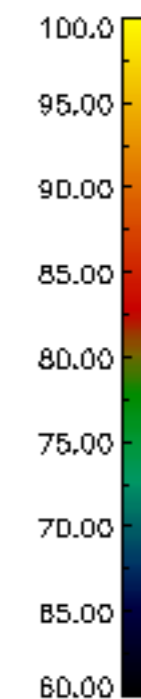
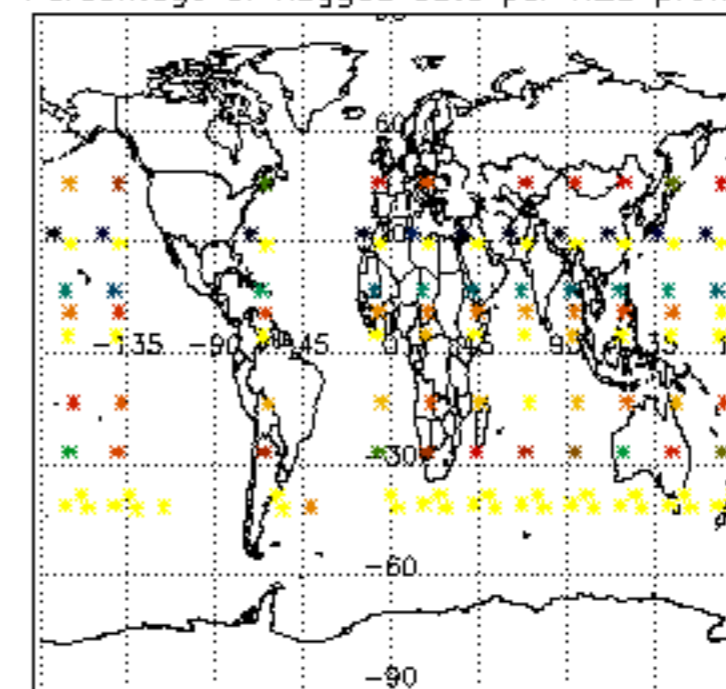
Type	Auxiliary Filename	Used since product	Used since product date
INST_PHYS_CHARACTERISTICS	GOM_INS_AXVIEC20091111_143220_20030716_120000_20500101_000000	1	21-DEC-2004 00:00:27
LEVEL-2_PROC_CONFIG	GOM_PR2_AXVIEC20091111_152718_20020301_000000_20500101_000000	1	21-DEC-2004 00:00:27
CROSS_SECTIONS_FILE	GOM_CRS_AXVIEC20091111_154832_20020301_000000_20500101_000000	1	21-DEC-2004 00:00:27



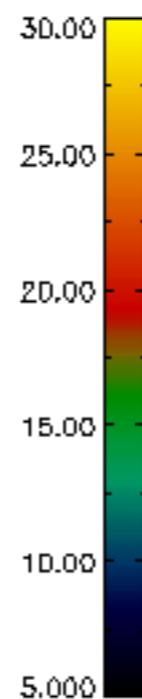
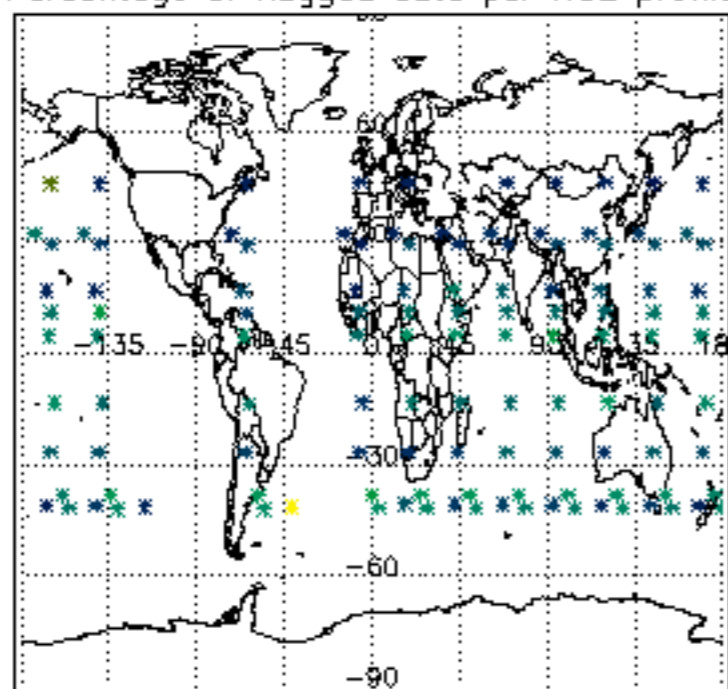
Percentage of flagged data per D3 profile



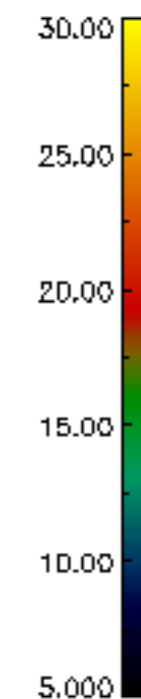
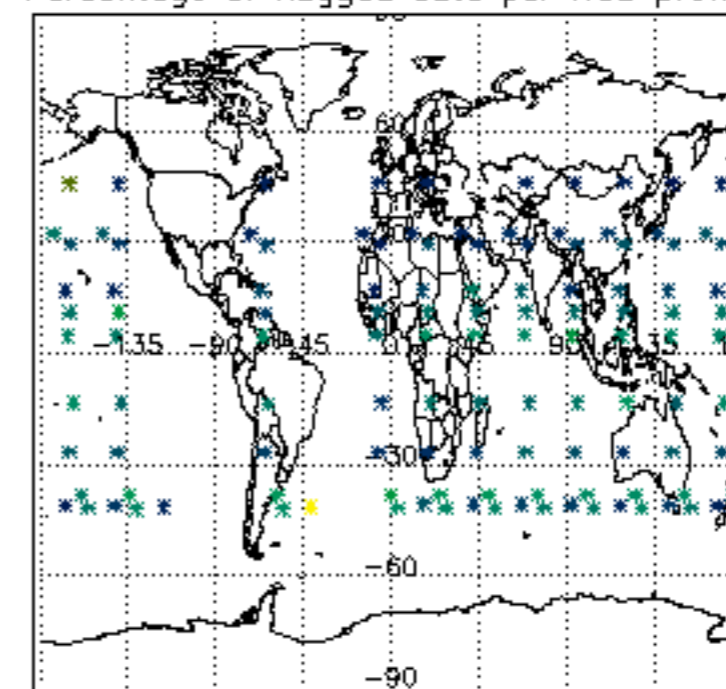
Percentage of flagged data per H2O profile

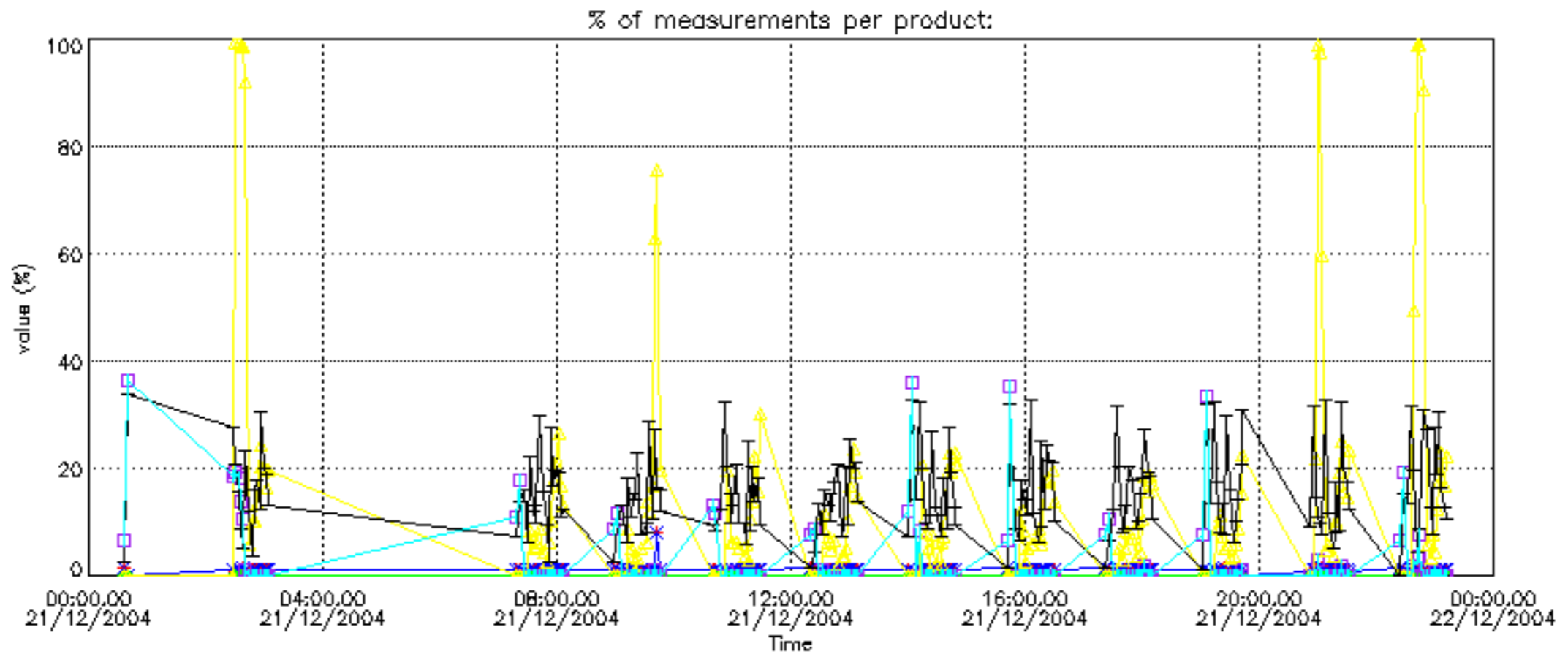


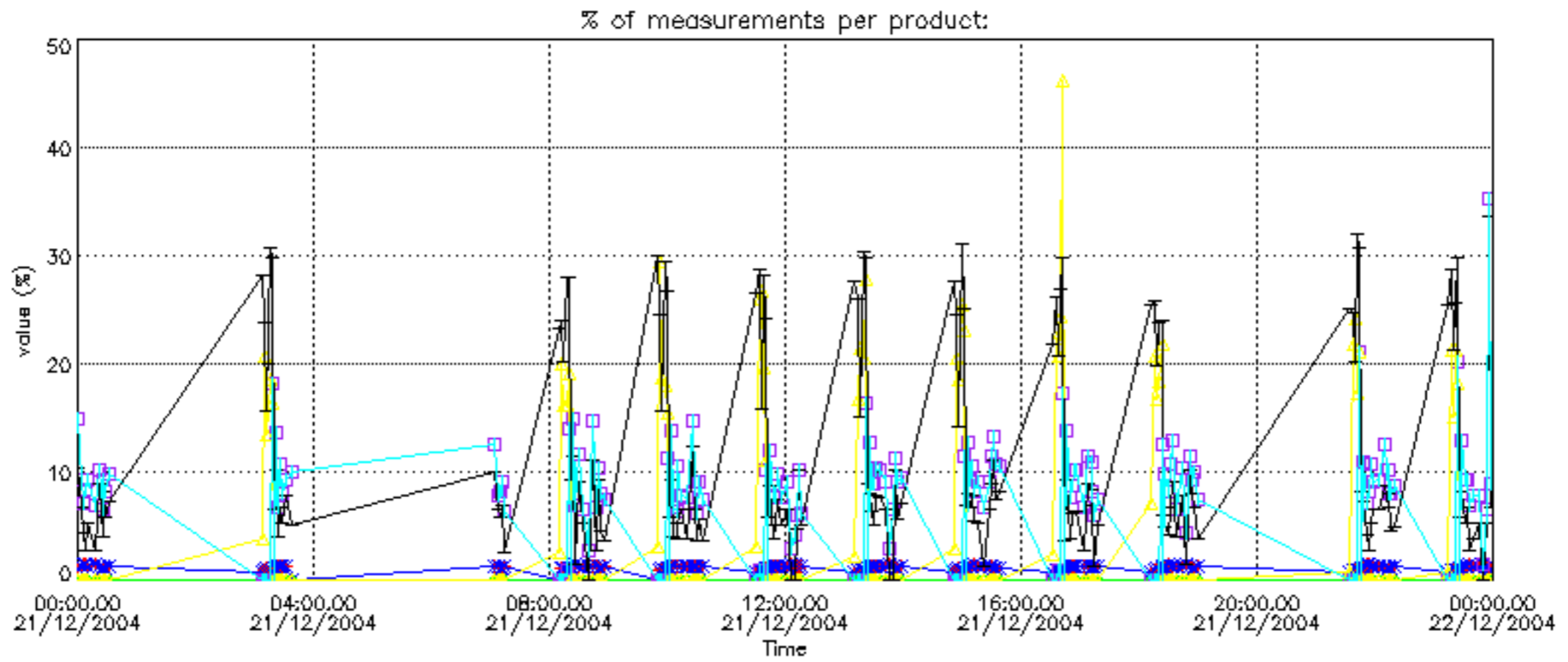
Percentage of flagged data per NO2 profile



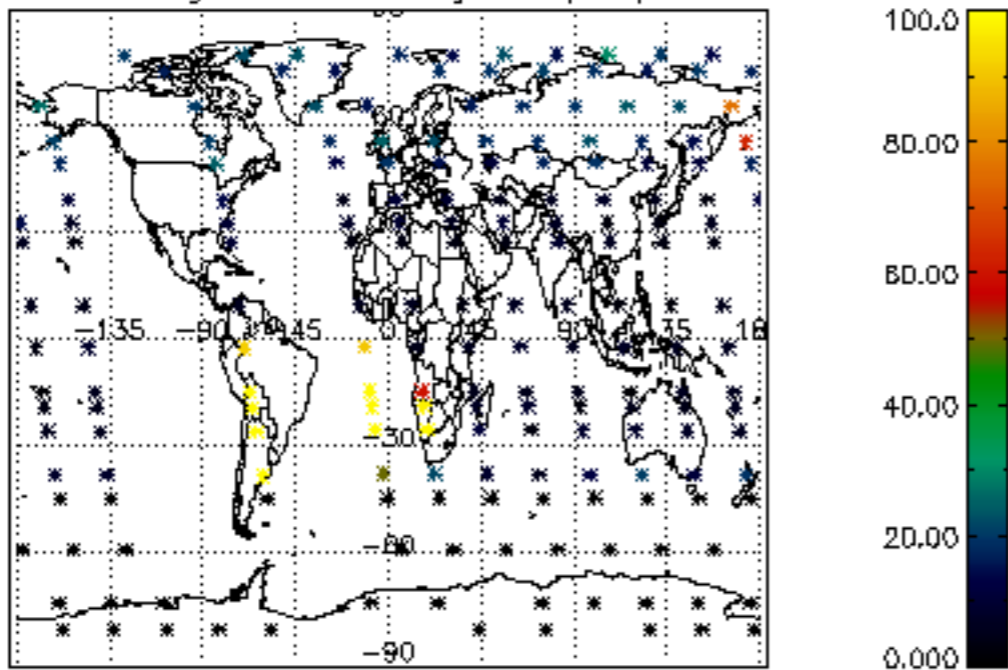
Percentage of flagged data per NO3 profile



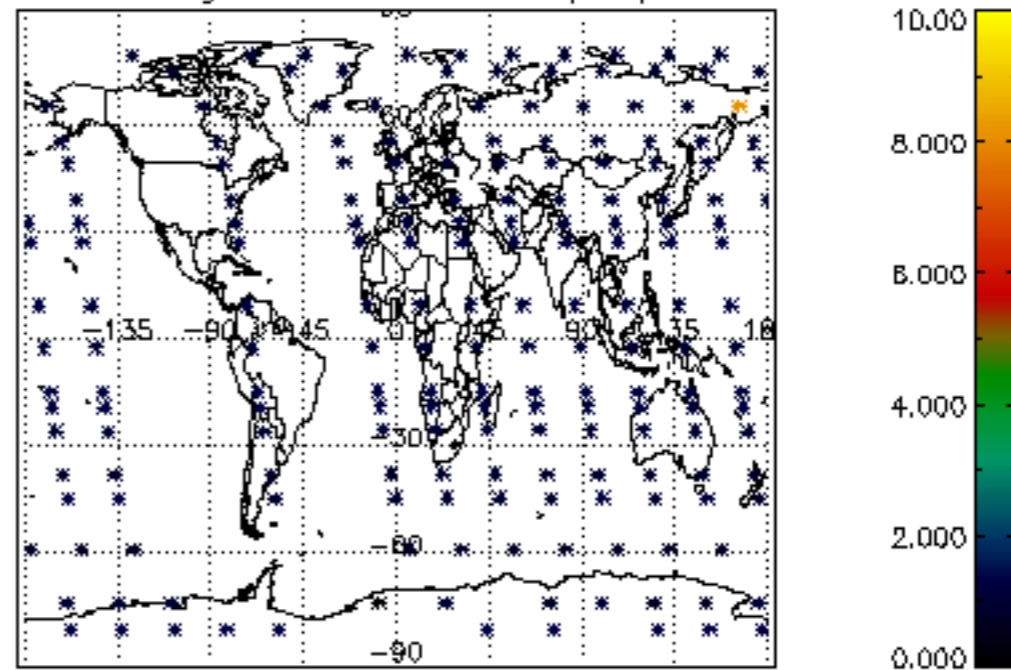




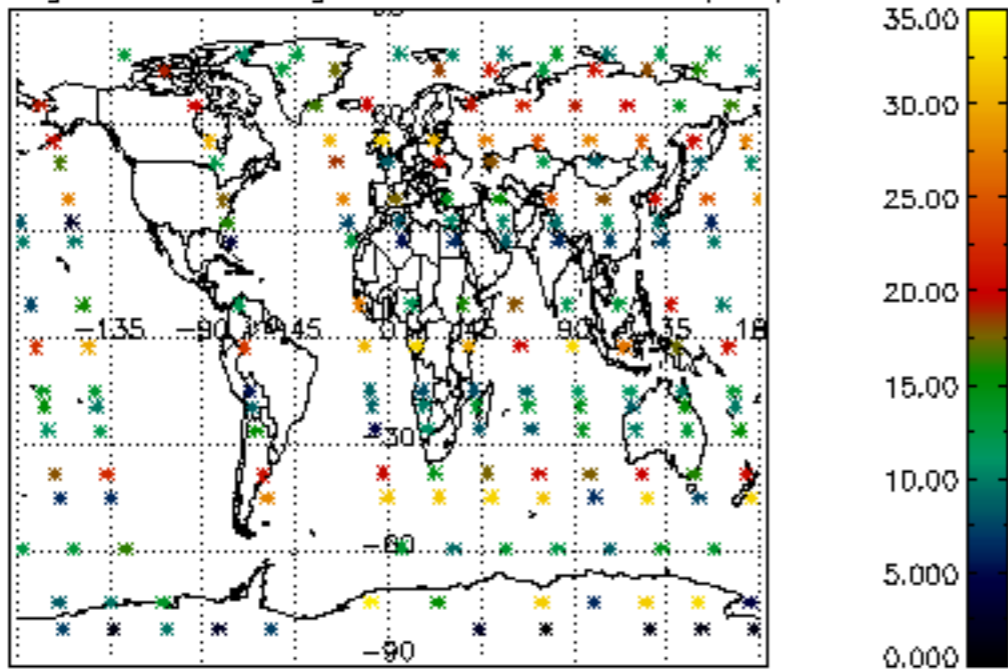
Percentage of cosmic ray hits per profile



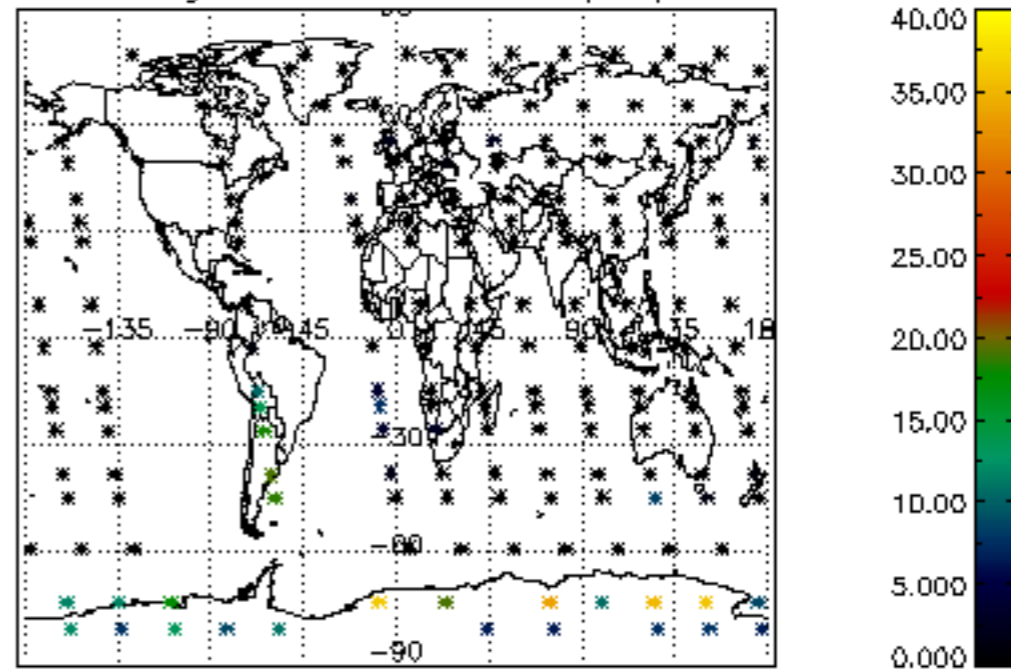
Percentage of datation errors per profile



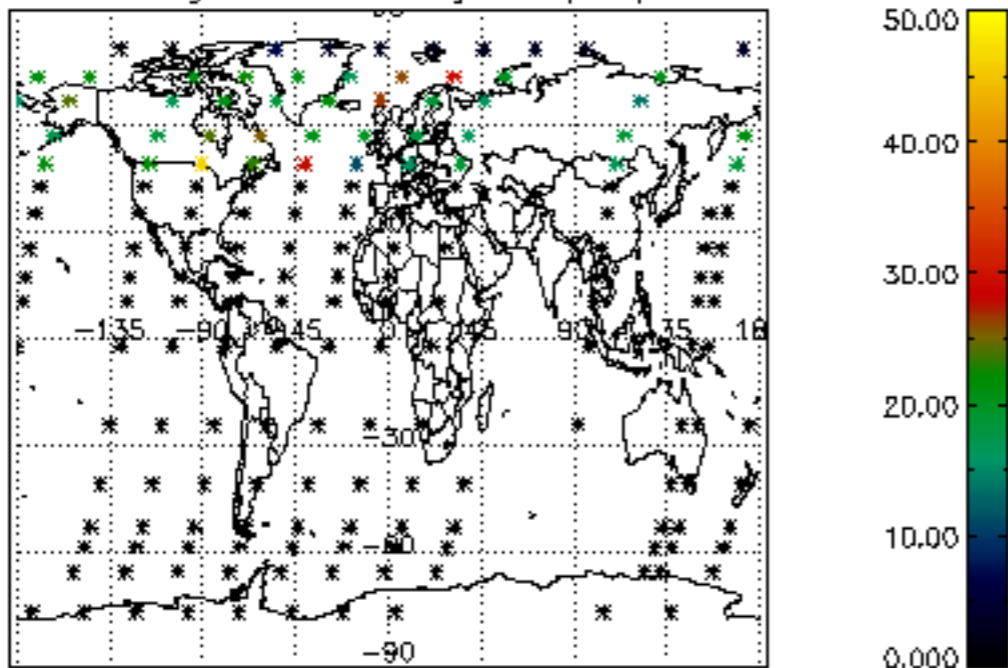
Percentage of star falling outside central band per profile



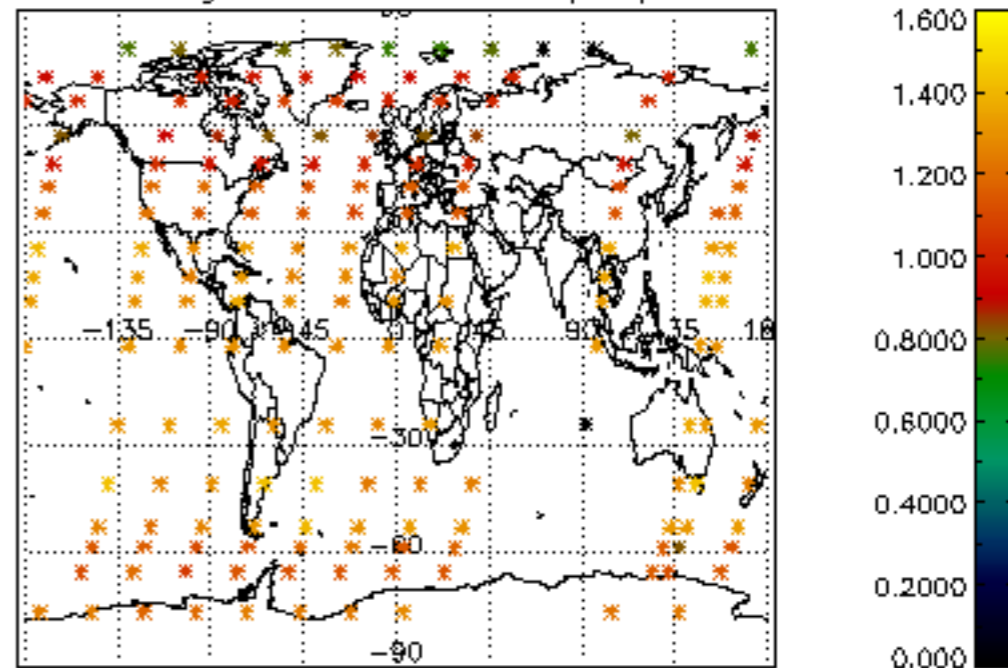
Percentage of saturation errors per profile



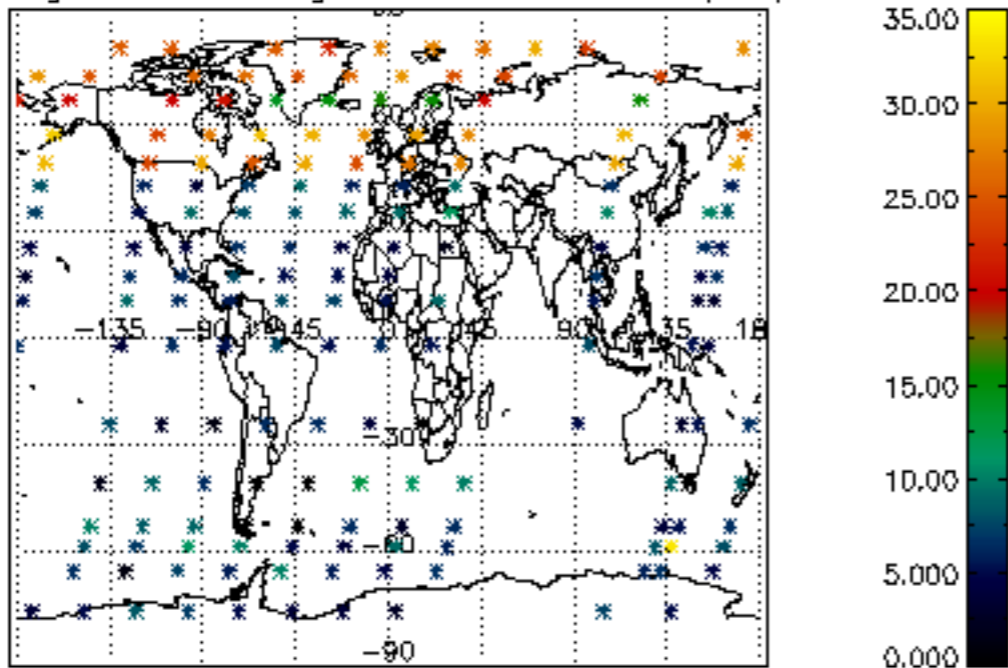
Percentage of cosmic ray hits per profile



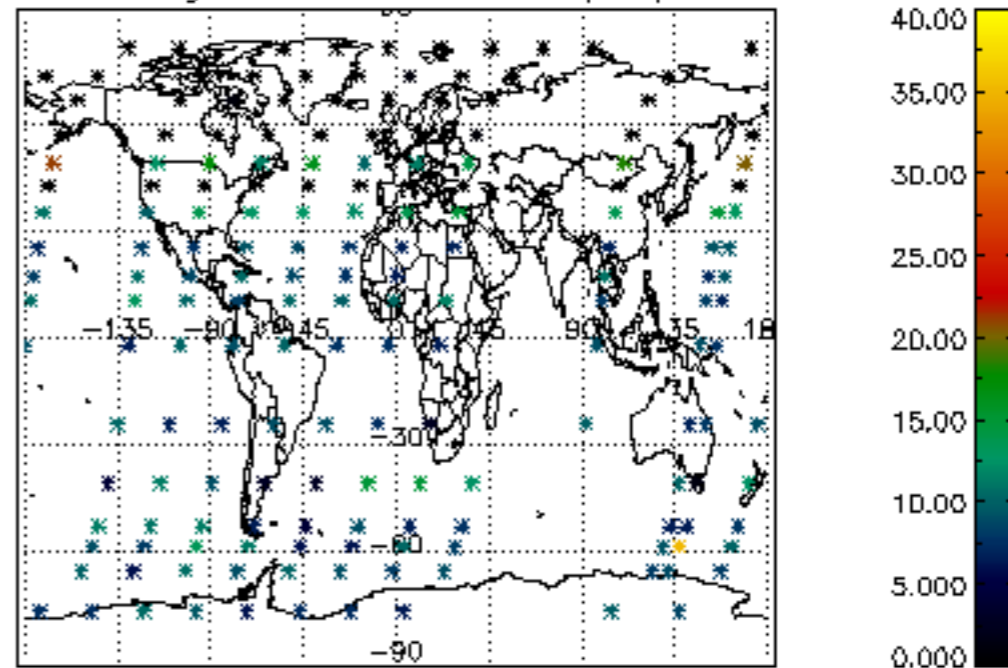
Percentage of datation errors per profile

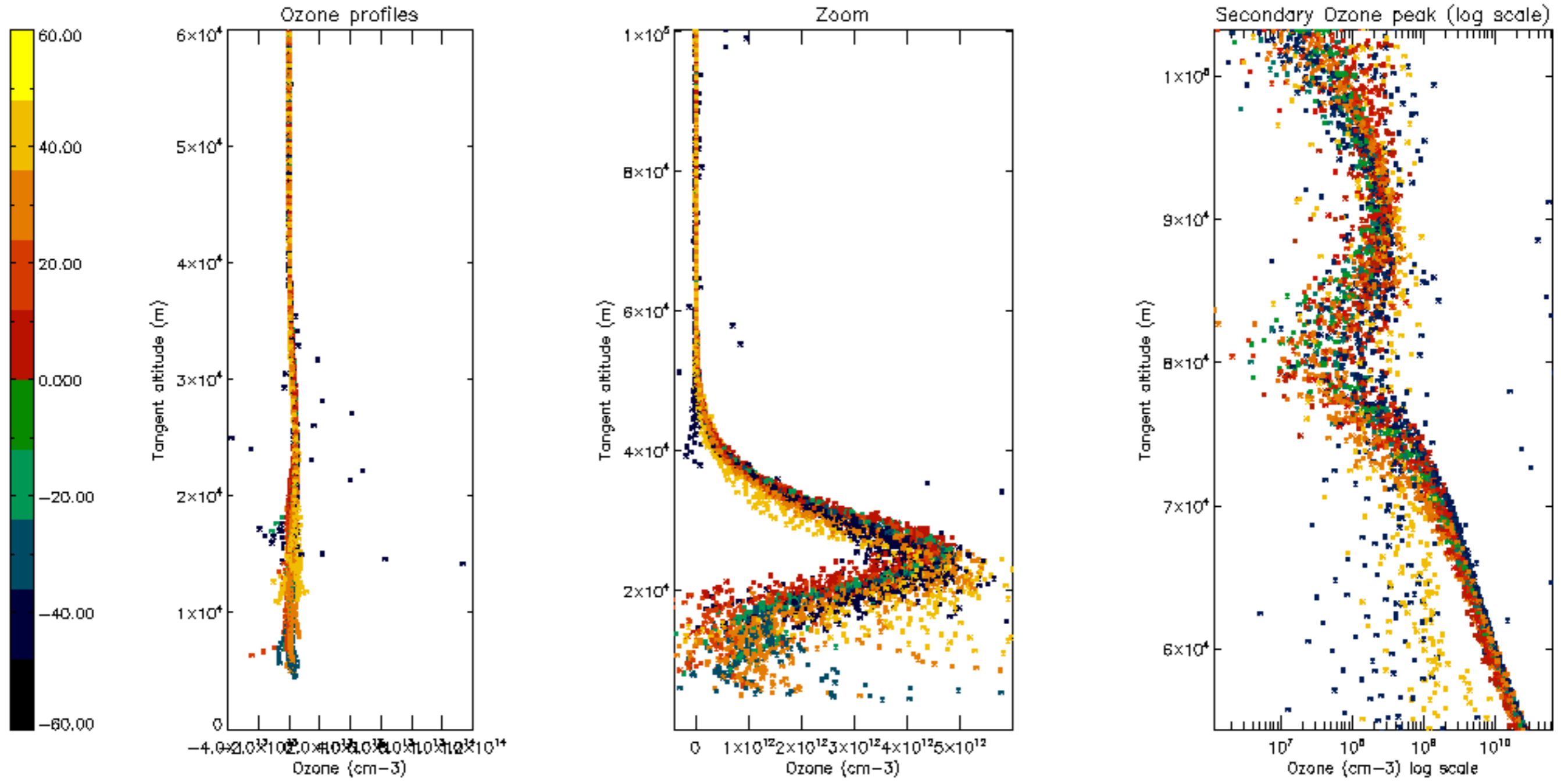


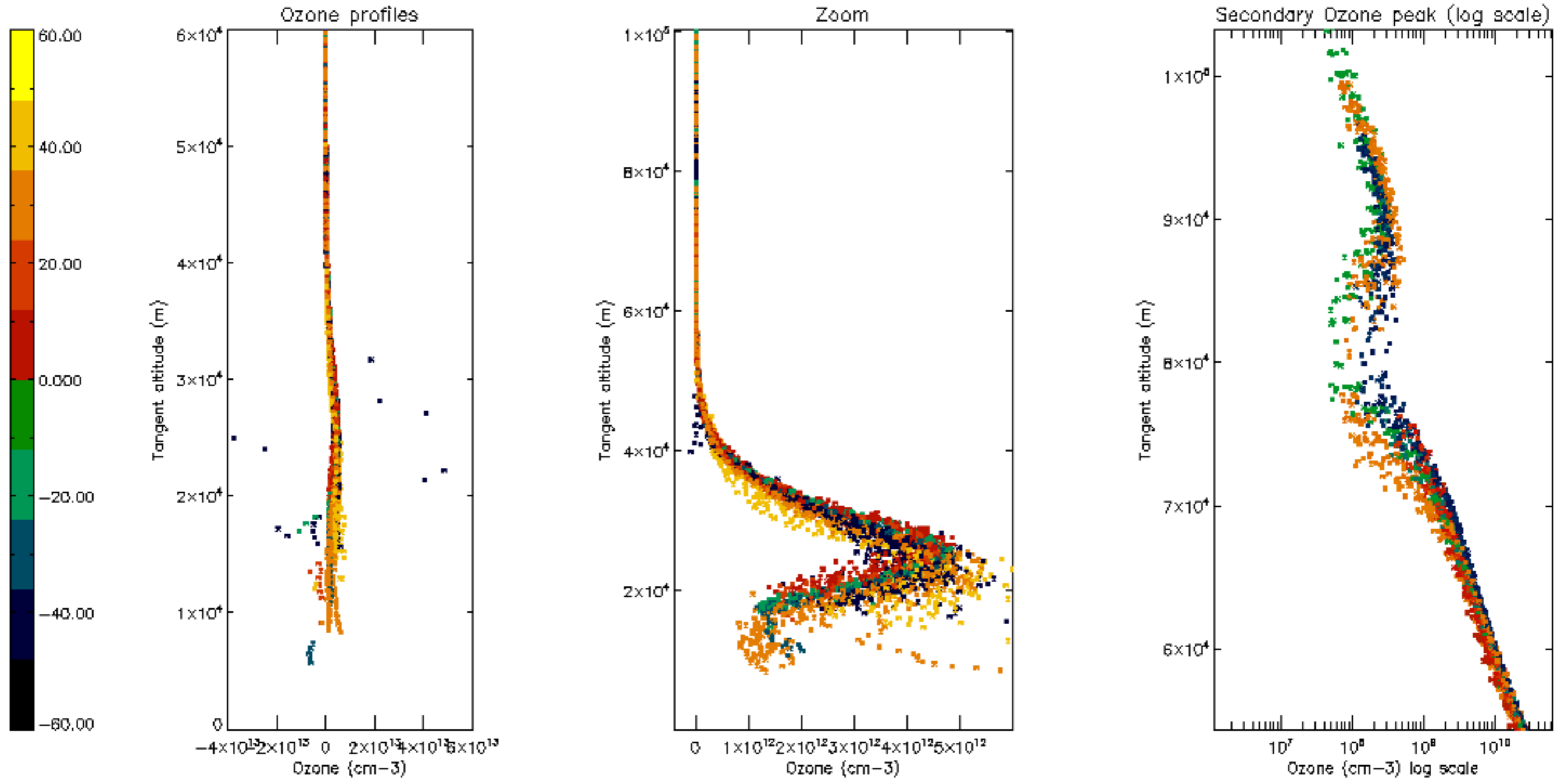
Percentage of star falling outside central band per profile

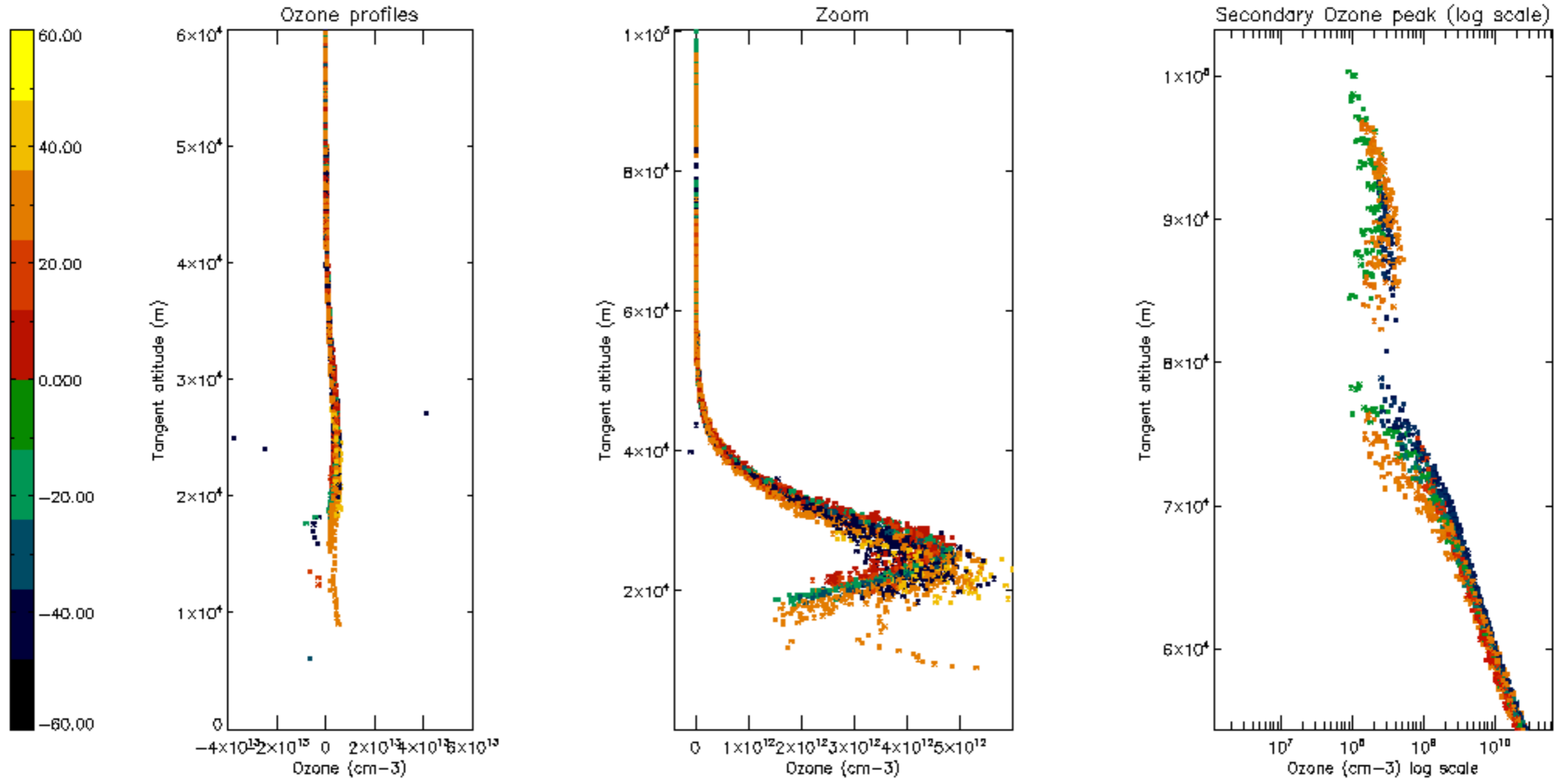


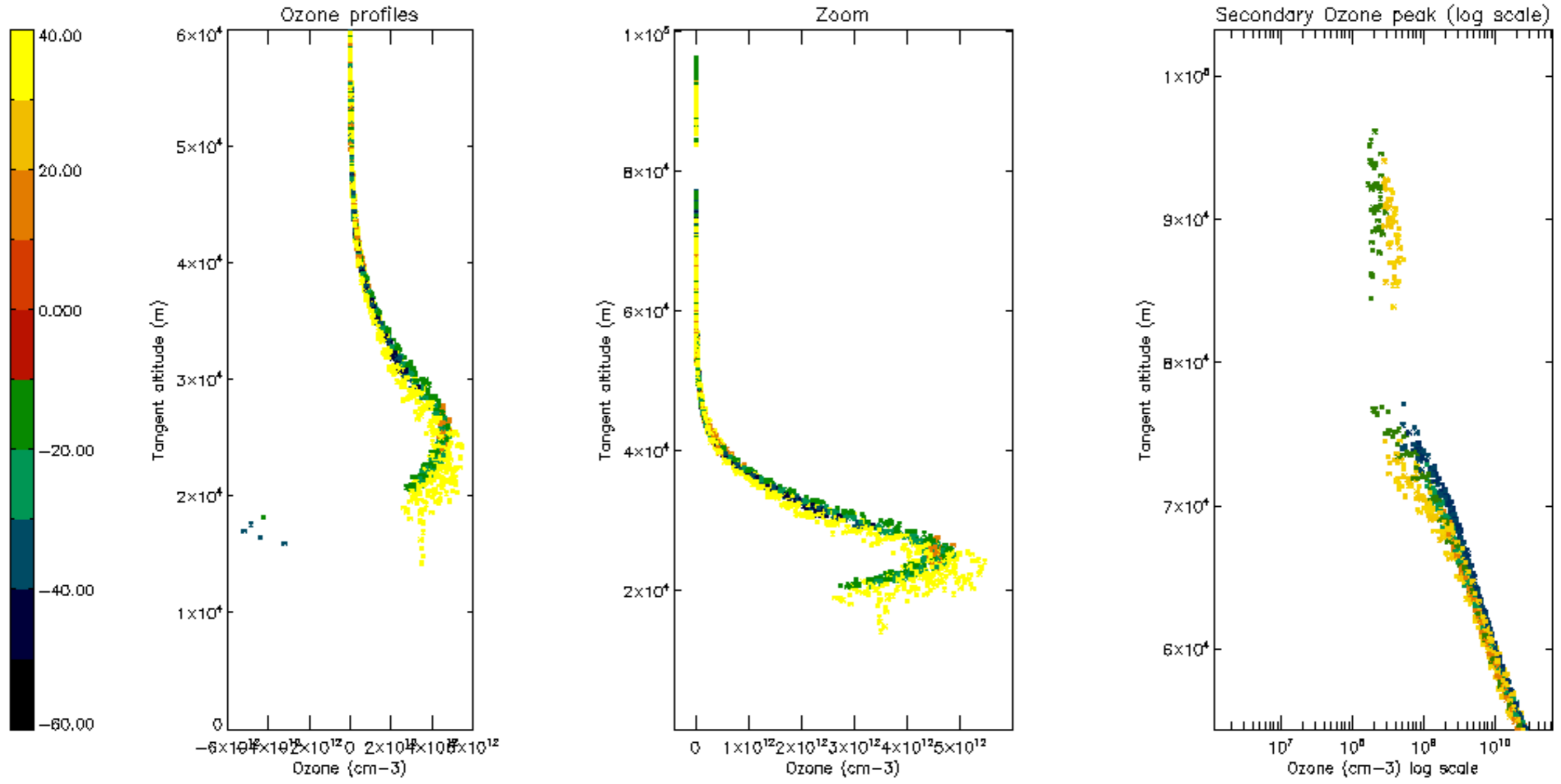
Percentage of saturation errors per profile

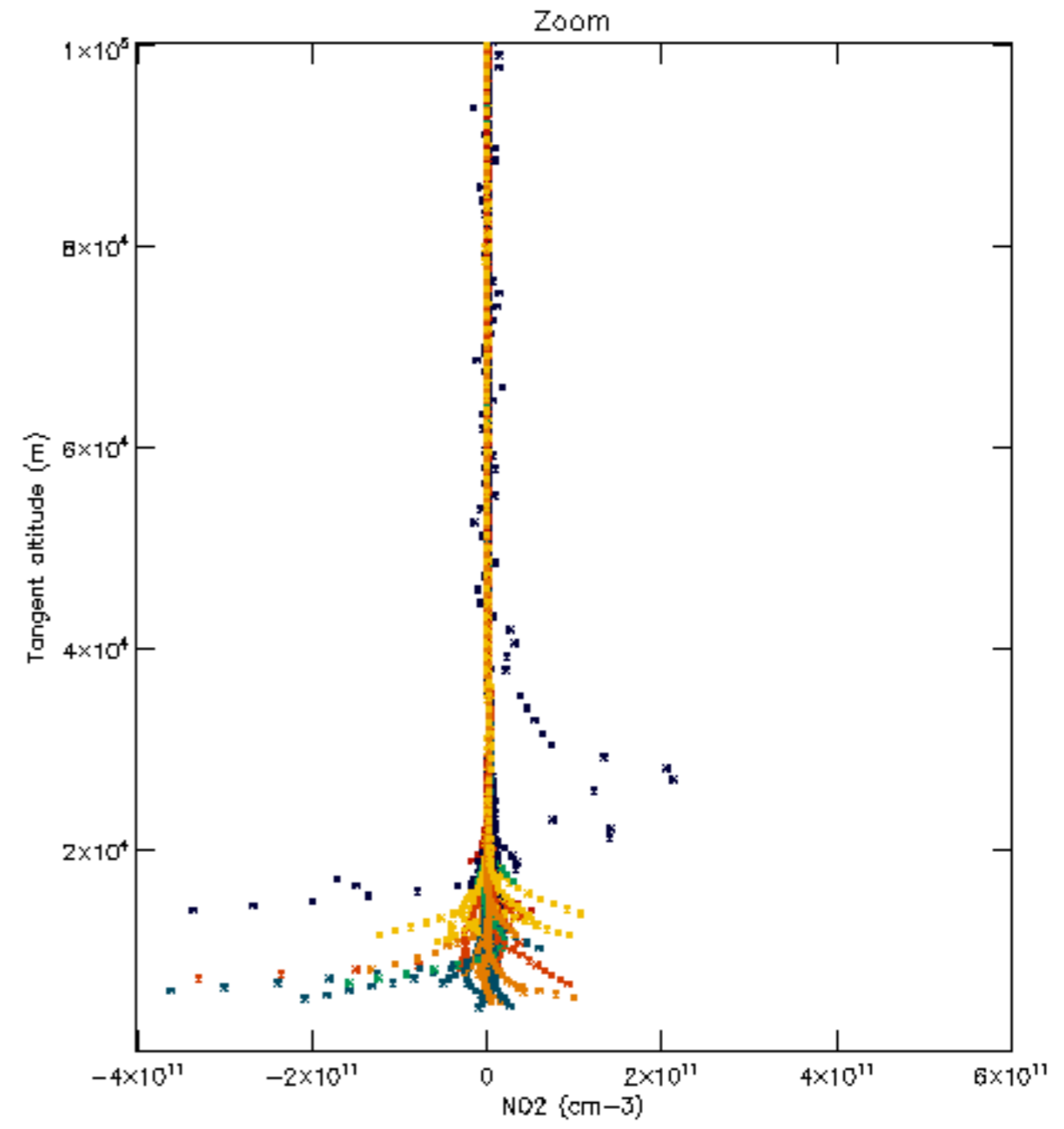
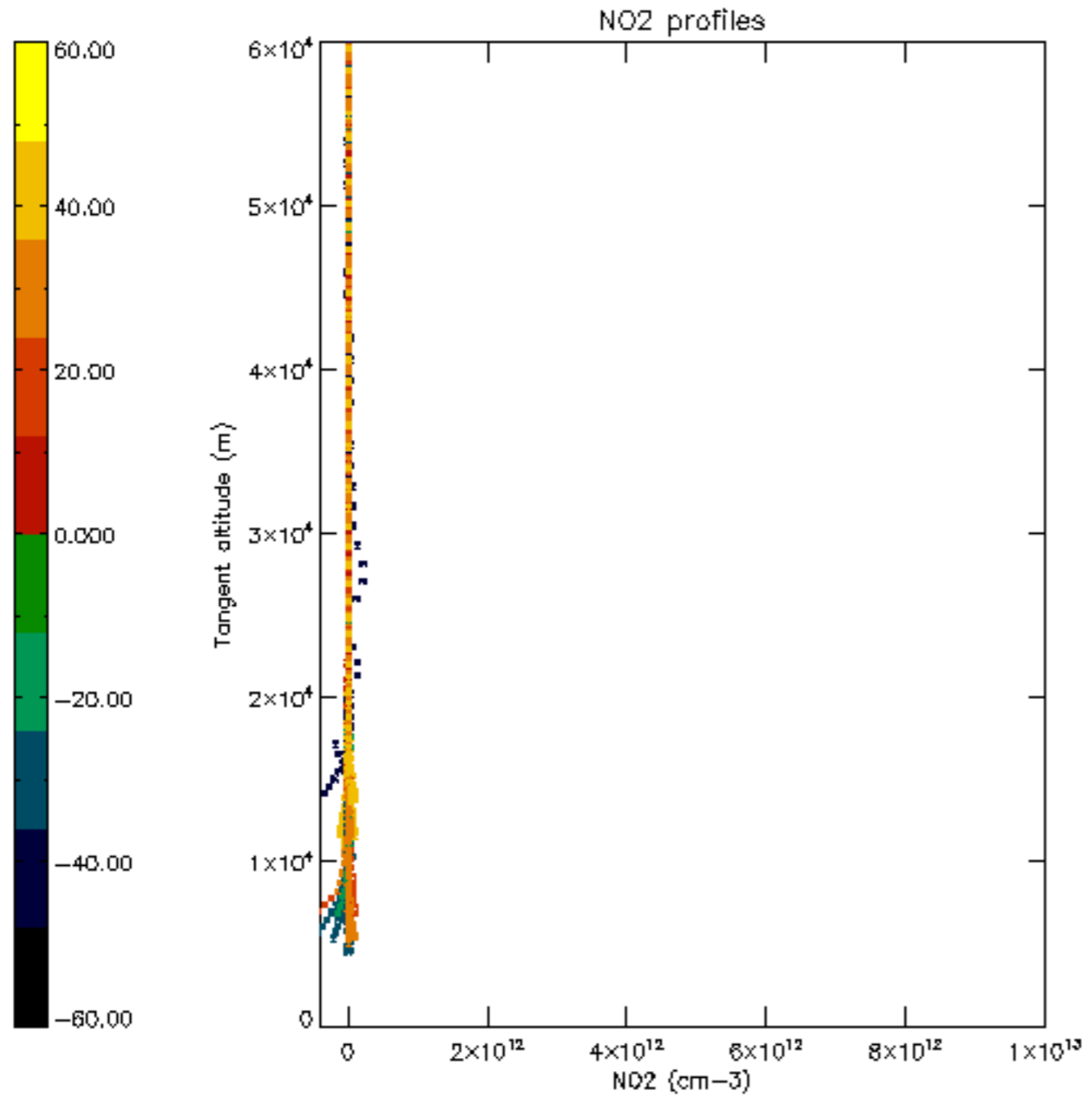


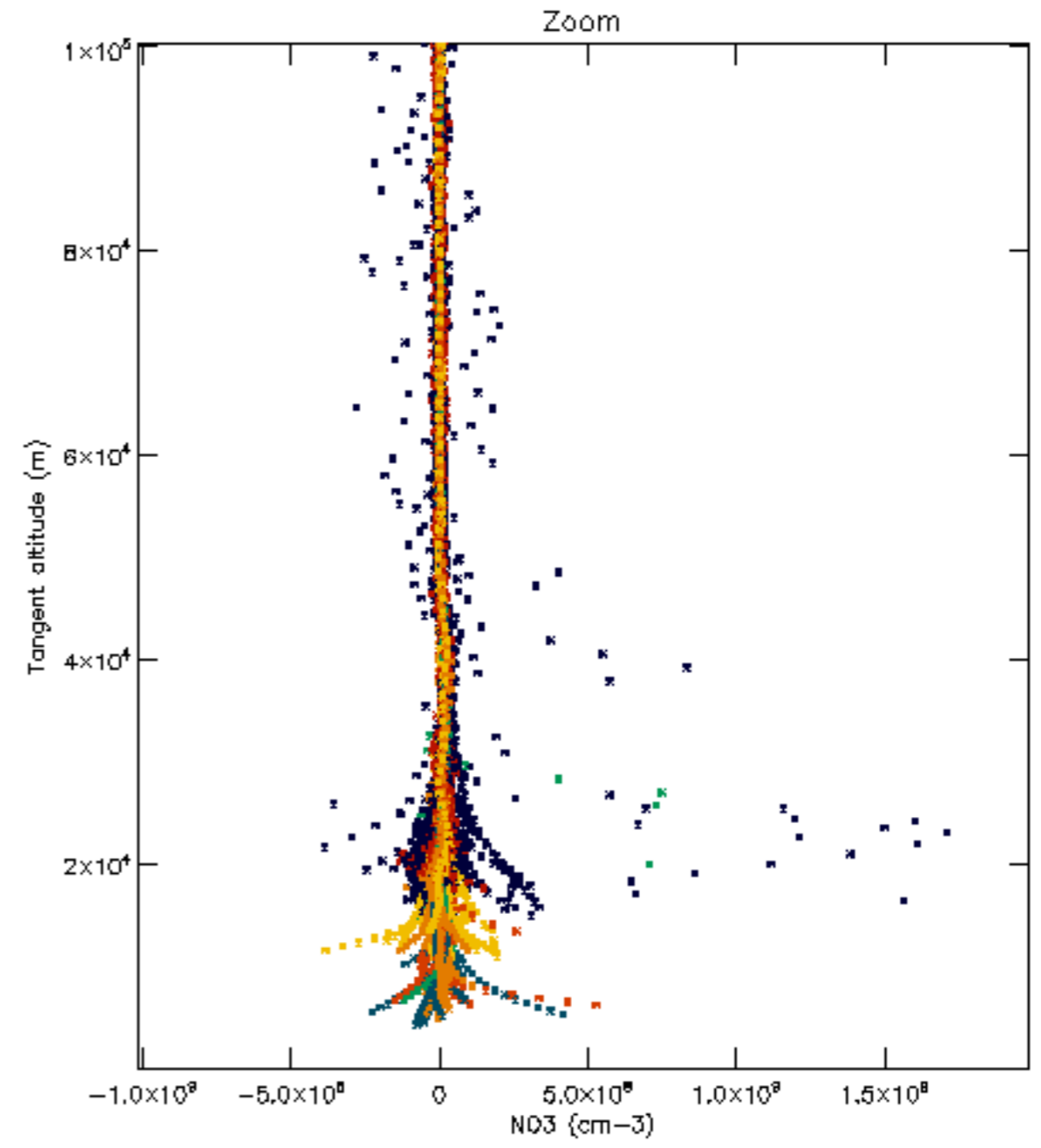
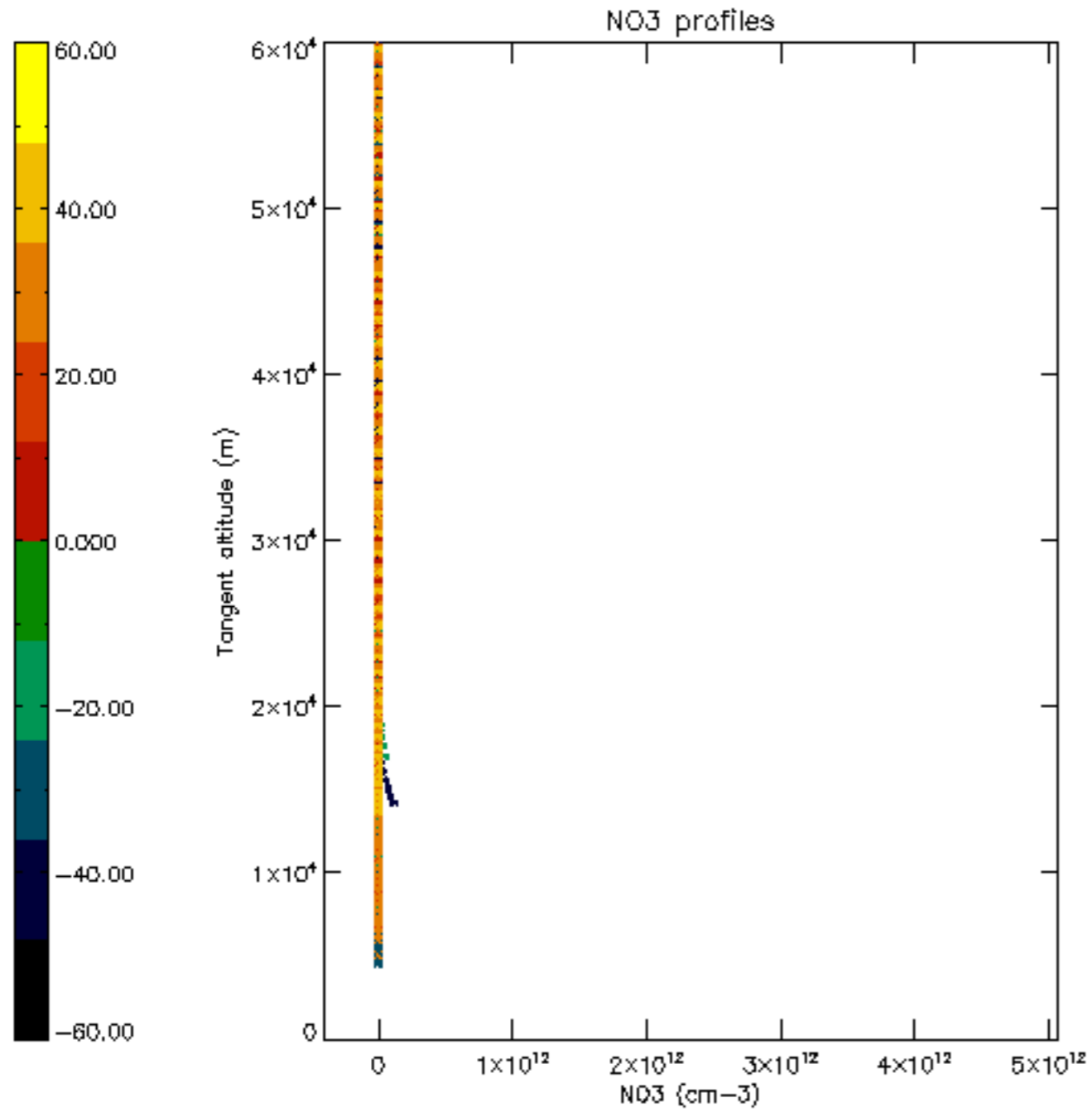


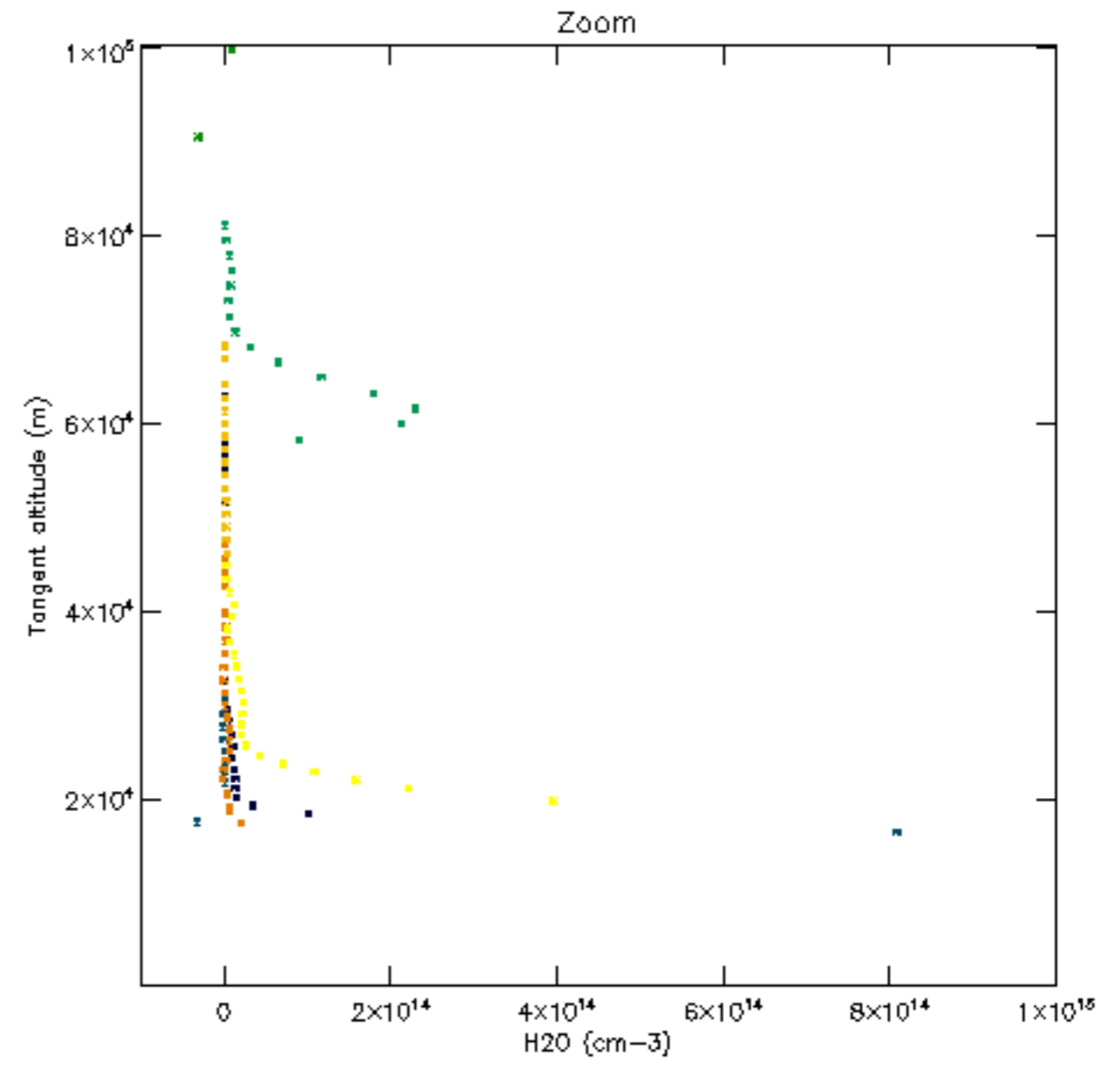
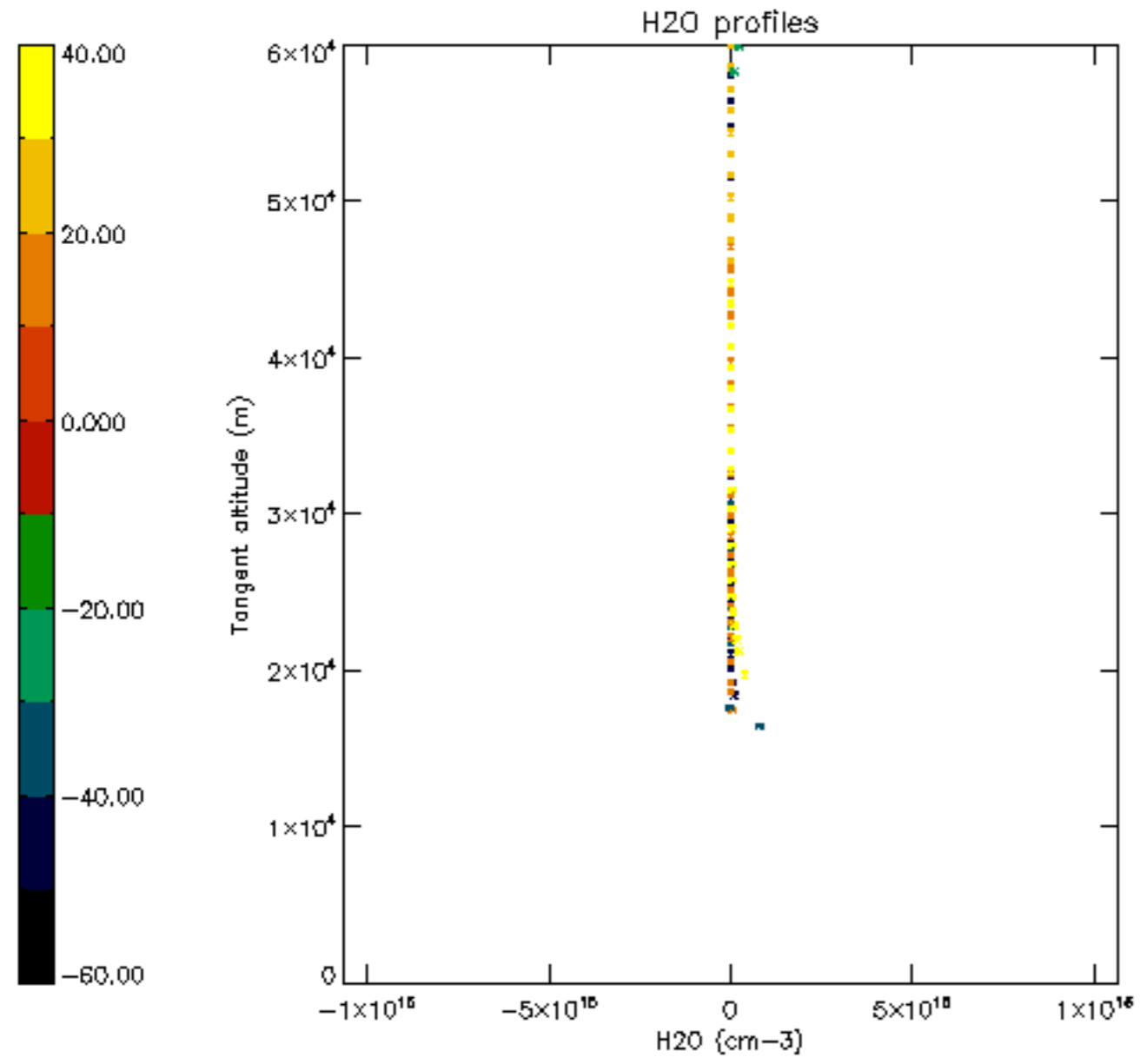


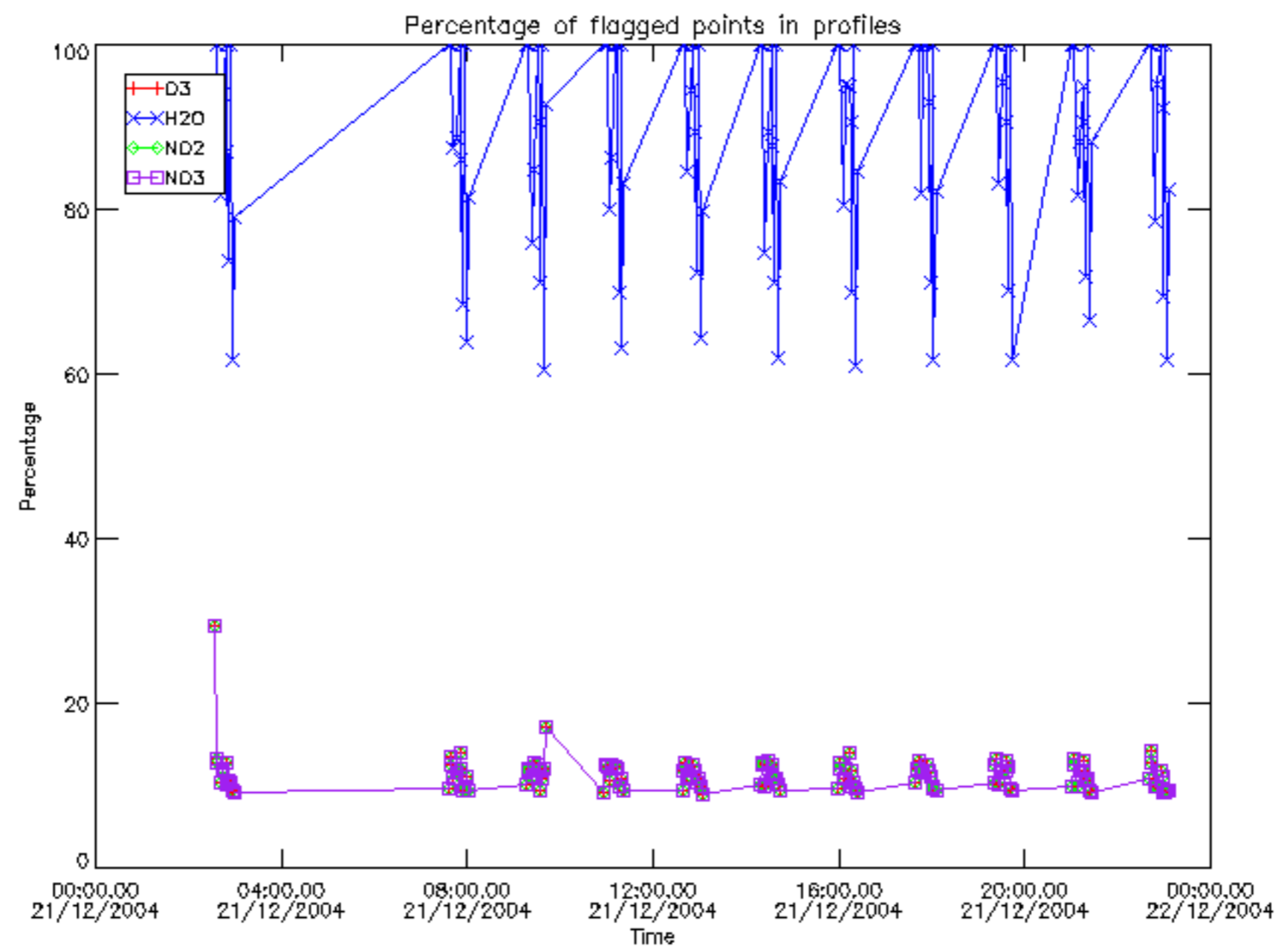




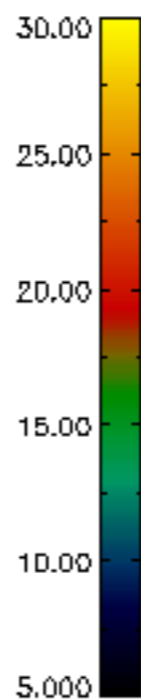
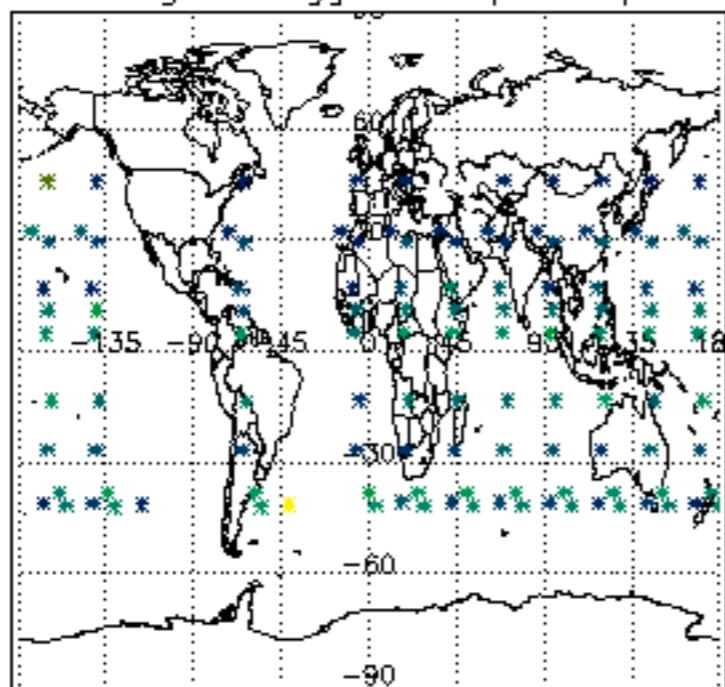




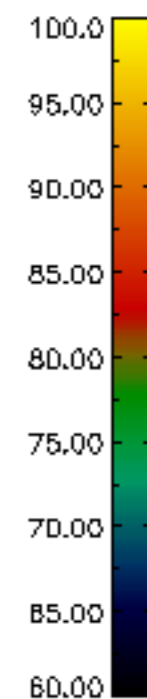
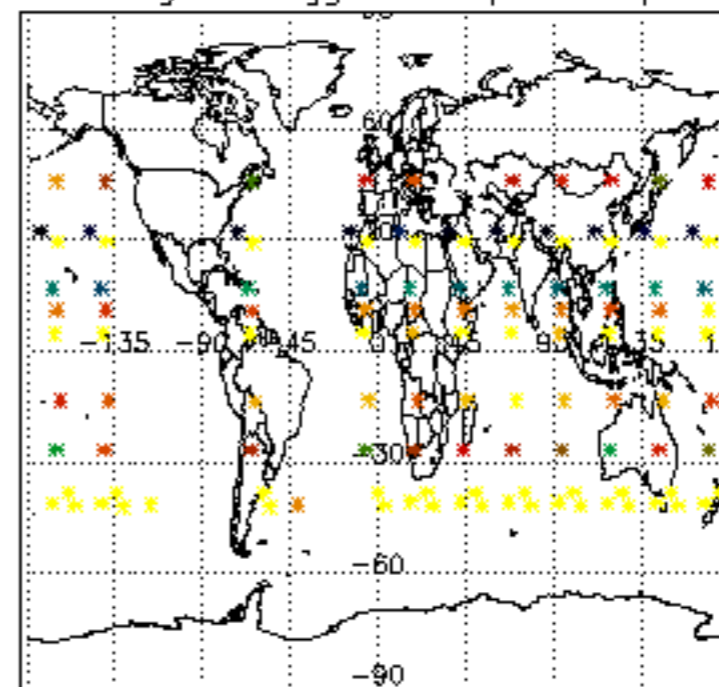




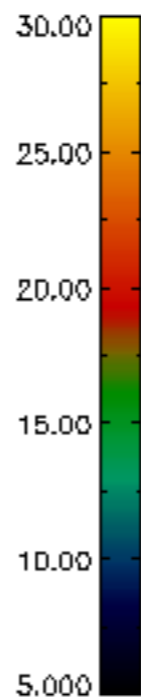
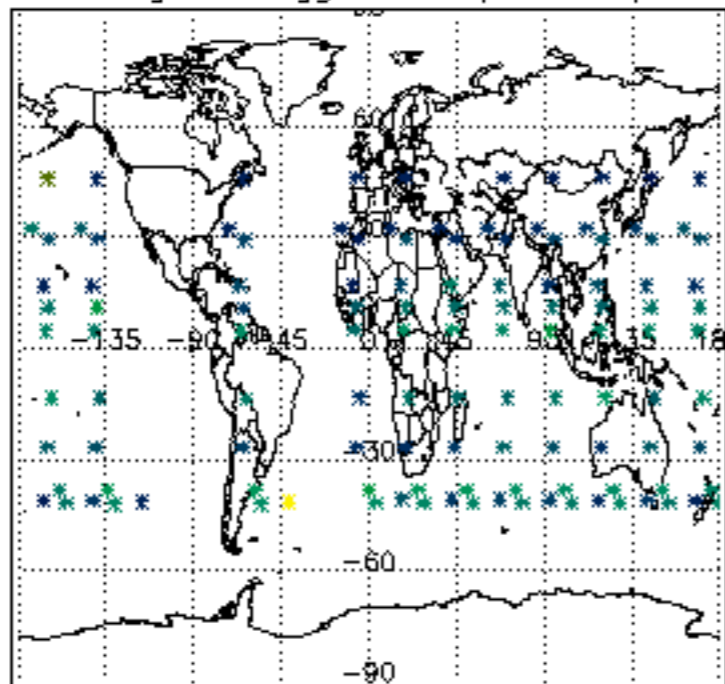
Percentage of flagged data per D3 profile



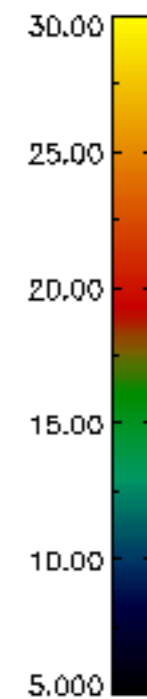
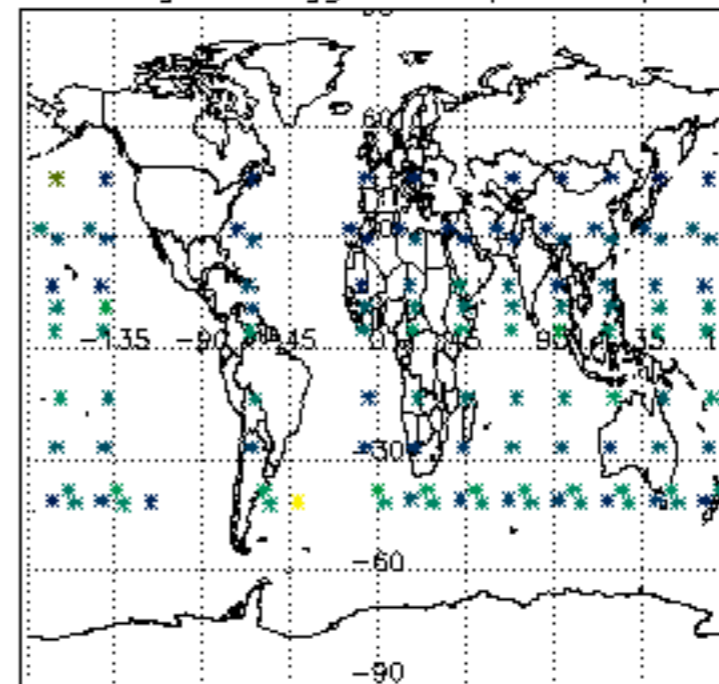
Percentage of flagged data per H2O profile

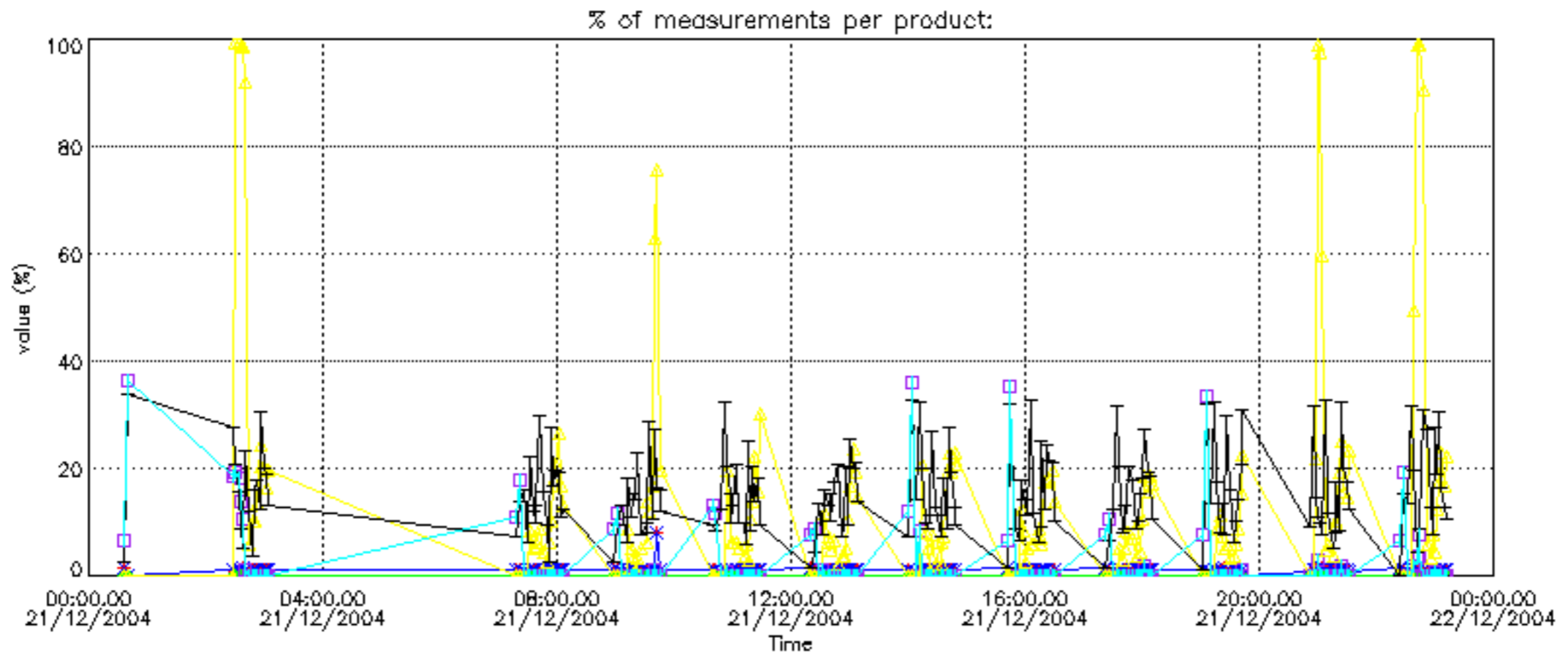


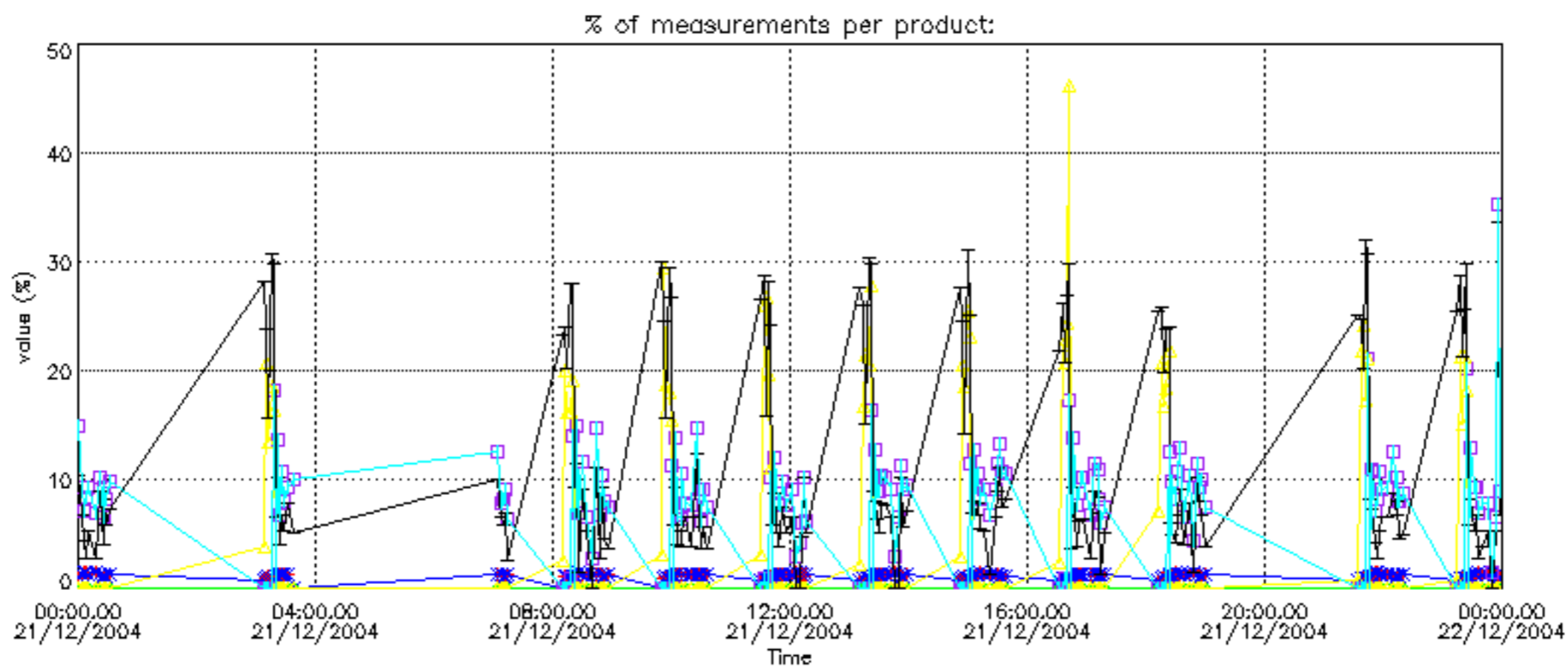
Percentage of flagged data per NO2 profile



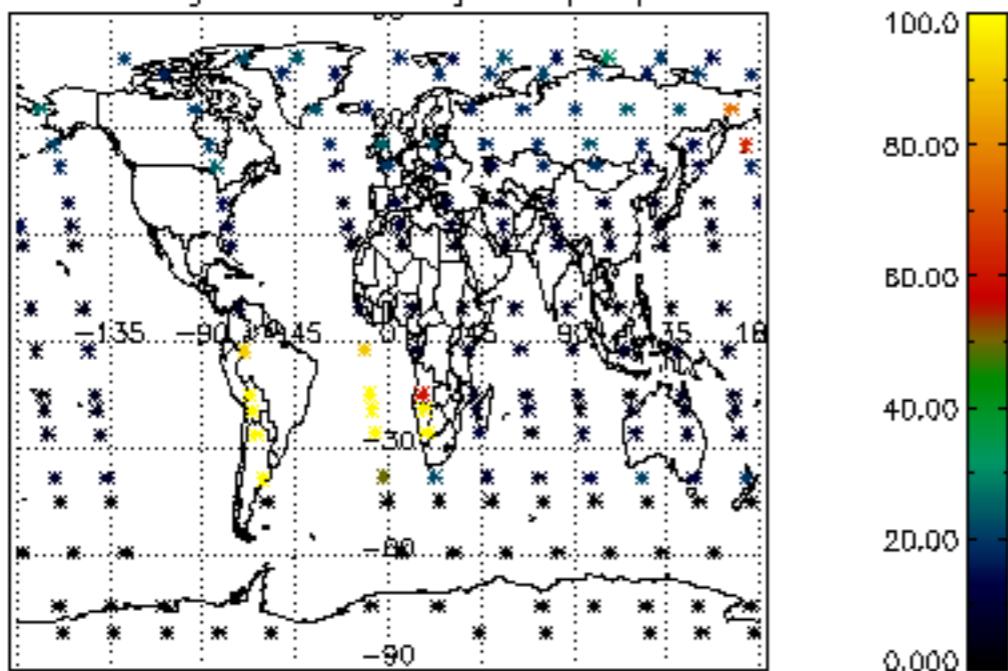
Percentage of flagged data per NO3 profile



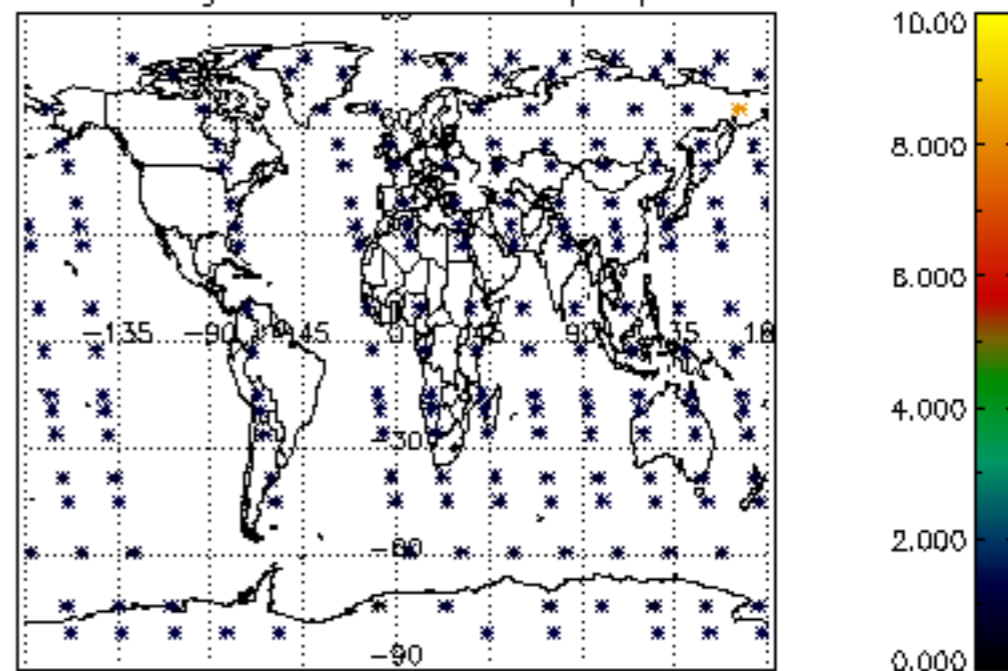




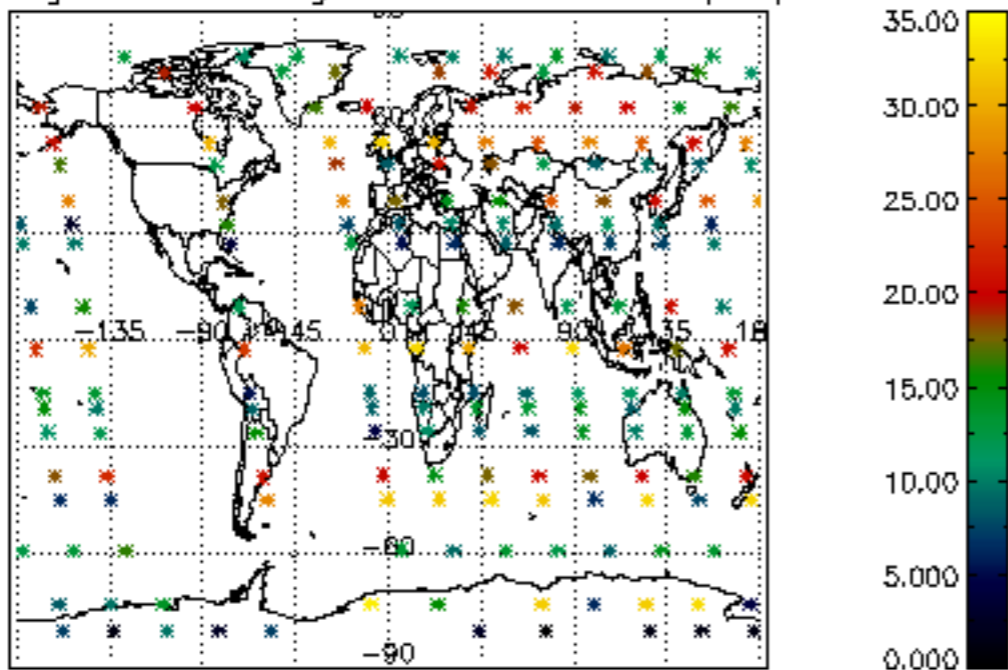
Percentage of cosmic ray hits per profile



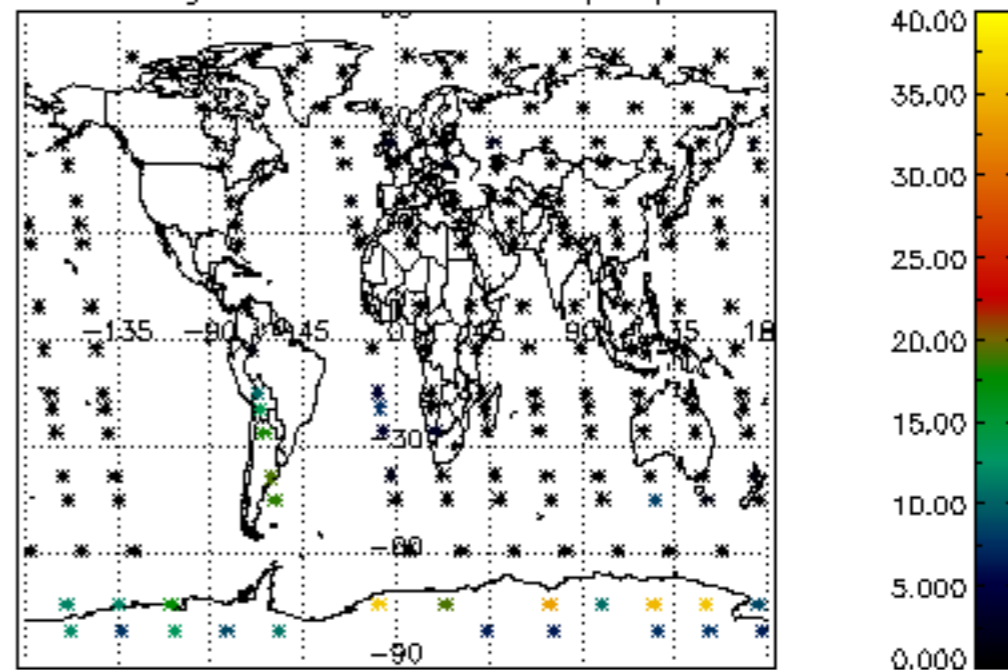
Percentage of datation errors per profile



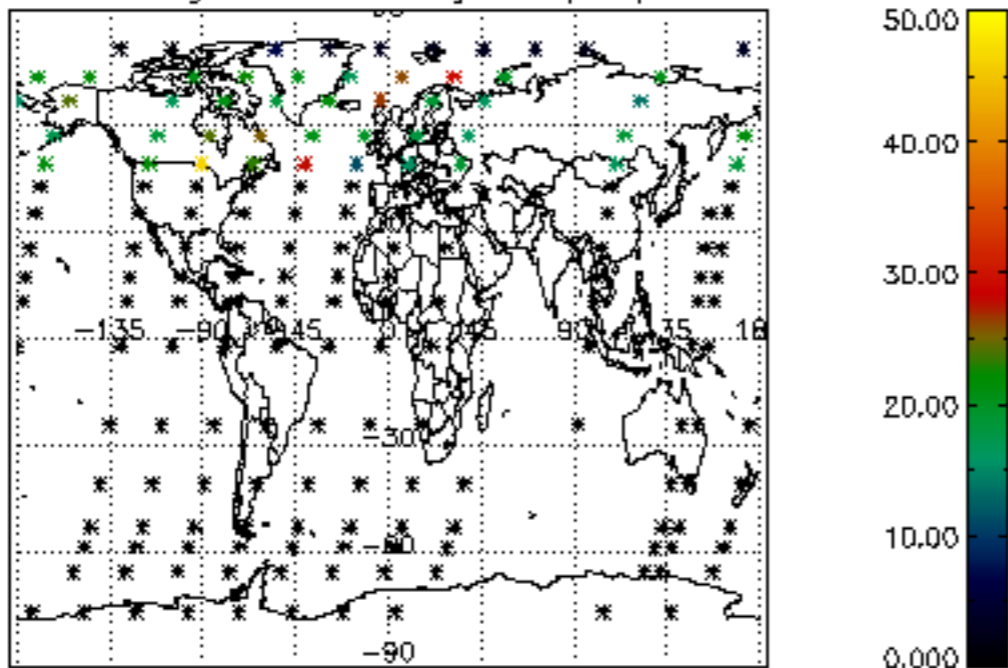
Percentage of star falling outside central band per profile



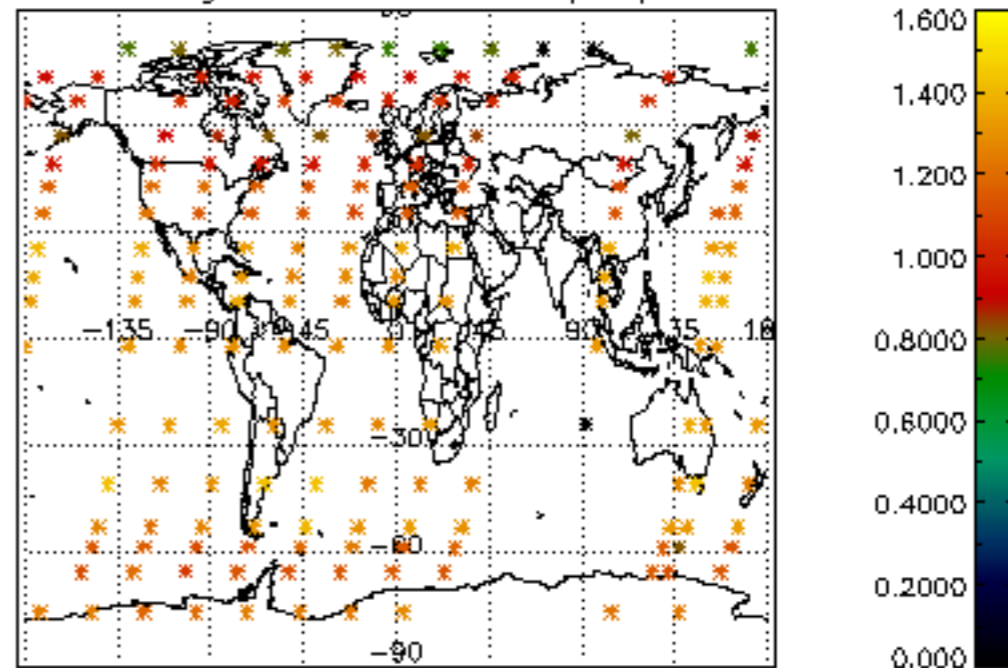
Percentage of saturation errors per profile



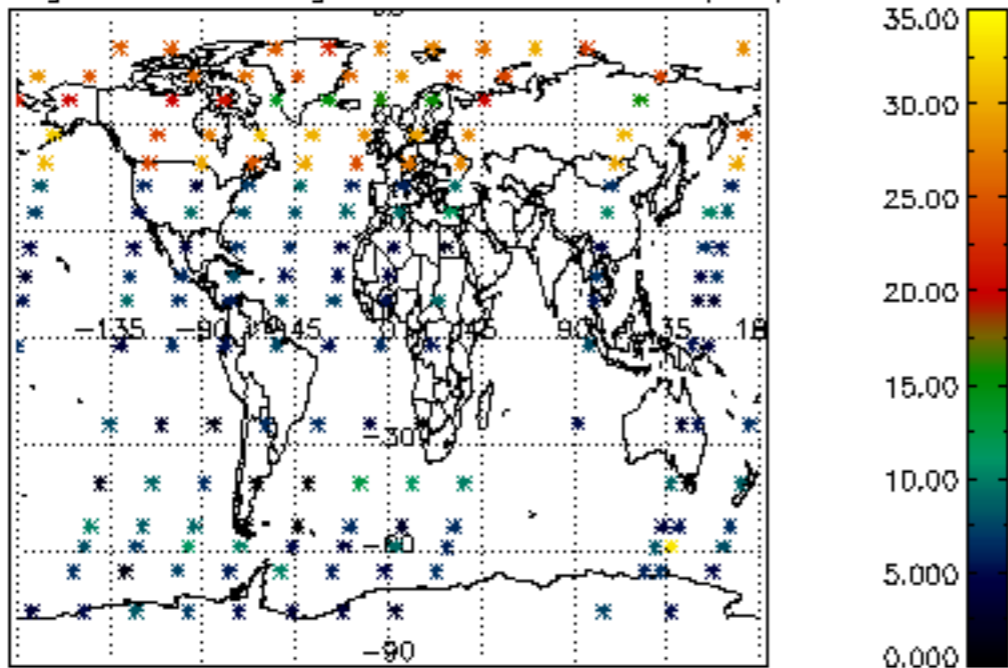
Percentage of cosmic ray hits per profile



Percentage of datation errors per profile



Percentage of star falling outside central band per profile



Percentage of saturation errors per profile

