

# GOMOS Level 2 Daily Report

## SUMMARY

### [1. General Info](#)

### [2. Summary of processed GOM\\_NL\\_2P products](#)

### [3. Level 2 Quality information per product](#)

#### [3.1 Plot of level 2 quality information per product \(time dependant\)](#)

#### [3.2 Plot of level 2 quality information per product \(world map\)](#)

### [4. Level 1 Quality information per product \(stored on level 2 products\)](#)

#### [4.1 Plot of level 1 quality information per product \(time dependant\)](#)

##### [4.1.1 Plot of level 1 quality information per product \(time dependant\): ASCENDING](#)

##### [4.1.2 Plot of level 1 quality information per product \(time dependant\): DESCENDING](#)

#### [4.2 Plot of level 1 quality information per product \(world map\)](#)

##### [4.2.1 Plot of level 1 quality information per product \(world map\): ASCENDING](#)

##### [4.2.2 Plot of level 1 quality information per product \(world map\): DESCENDING](#)

### [5. Ozone profiles based on quality statistics and other trace gas profiles](#)

#### [5.1 Ozone statistics based on quality of products](#)

#### [5.2 Plot ozone profiles for all STD \(dark without errors\)](#)

#### [5.3 Plot ozone profiles where STD < 20% \(dark without errors\)](#)

#### [5.4. Plot ozone profiles where STD < 10% \(dark without errors\)](#)

#### [5.5. Plot ozone profiles where STD < 5% \(dark without errors\)](#)

#### [5.6 Plot NO2 profiles for all STD \(dark without errors\)](#)

#### [5.7 Plot NO3 profiles for all STD \(dark without errors\)](#)

#### [5.8 Plot H2O profiles \(only for occultations of stars 1,2,3,4,13,14,16,26,63 dark without errors\) for all STD](#)

### [6. Auxiliary Data Files used for the production reported in section 2](#)

This report presents the daily analysis on parameters extracted from GOMOS level 2 data (GOM\_NL\_\_2P). It is intended to monitor some important parameters that will impact the quality of these products. A list of level 2 products (and content) that have arrived during the reporting day to the PCF is also given.

Item	Value
Time of report generation	22APR2013 10:33:01
Data source version	GOMOS/6.01
Start time of products	20-12-2004 (20DEC2004 00:00:00)
Stop time of products	21-12-2004 (21DEC2004 00:00:00)
Store outputs in DB	Yes
Nb of level 2 prods	470
Nb of prods with errors	3

## 2. Summary of processed GOM\_NL\_\_2P products.

Nr	Filename	UTC Start time	Limb	Duration	Star Id	Star Name	Star Mag	Star Temp	Nb Meas	Orbit	Prod. error
1	GOM_NL__2PRFIN20041220_000032_000000472033_00088_14671_8265.N1	20-DEC-2004 00:00:32	Dark	46.500	71	Iot Car	2.2460	7700.0	93	14671	No
2	GOM_NL__2PRFIN20041220_000222_000000452033_00088_14671_8266.N1	20-DEC-2004 00:02:22	Dark	45.000	41	Eps Car	1.8600	4100.0	90	14671	No
3	GOM_NL__2PRFIN20041220_000516_000000572033_00088_14671_8267.N1	20-DEC-2004 00:05:16	Dark	57.000	34	Gam2Vel	1.7930	23000.	114	14671	No
4	GOM_NL__2PRFIN20041220_000707_000000542033_00088_14671_8268.N1	20-DEC-2004 00:07:07	Dark	54.000	2	Alp Car	-0.73600	7000.0	108	14671	No
5	GOM_NL__2PRFIN20041220_000959_000000582033_00088_14671_8269.N1	20-DEC-2004 00:09:59	Dark	57.500	117	Pi Pup	2.7060	3800.0	115	14671	No
6	GOM_NL__2PRFIN20041220_001307_000000552033_00088_14671_8270.N1	20-DEC-2004 00:13:07	Straylight	55.000	23	21Eps CMa	1.5020	26000.	110	14671	No
7	GOM_NL__2PRFIN20041220_001451_000000562033_00088_14671_8271.N1	20-DEC-2004 00:14:51	Straylight	55.500	179	24Omi2CMa	3.0320	24000.	111	14671	No
8	GOM_NL__2PRFIN20041220_001742_000000682033_00088_14671_8272.N1	20-DEC-2004 00:17:42	Straylight	67.500	1	9Alp CMa	-1.4400	11000.	135	14671	No
9	GOM_NL__2PRFIN20041220_002053_000000512033_00088_14671_8273.N1	20-DEC-2004 00:20:53	Straylight	51.000	7	19Bet Ori	0.10000	14000.	102	14671	No
10	GOM_NL__2PRFIN20041220_002300_000000512033_00088_14671_8274.N1	20-DEC-2004 00:23:00	Straylight	50.500	30	46Eps Ori	1.6940	30000.	101	14671	No
11	GOM_NL__2PRFIN20041220_002557_000000572033_00088_14671_8275.N1	20-DEC-2004 00:25:57	Twi_and_stray	57.000	14	58Alp Ori	0.87000	3000.0	114	14671	No
12	GOM_NL__2PRFIN20041220_002806_000000512033_00088_14671_8276.N1	20-DEC-2004 00:28:06	Twi_and_stray	51.000	13	87Alp Tau	0.86700	3800.0	102	14671	No
13	GOM_NL__2PRFIN20041220_003028_000000372033_00088_14671_8277.N1	20-DEC-2004 00:30:28	Bright	37.000	146	25Eta Tau	2.8730	15200.	74	14671	No
14	GOM_NL__2PRFIN20041220_003234_000000382033_00088_14671_8278.N1	20-DEC-2004 00:32:34	Bright	37.500	150	44Zet Per	2.8900	28000.	75	14671	No
15	GOM_NL__2PRFIN20041220_003447_000000402033_00088_14671_8279.N1	20-DEC-2004 00:34:47	Bright	39.500	149	45Eps Per	2.8880	30000.	79	14671	No
16	GOM_NL__2PRFIN20041220_003701_000000382033_00088_14671_8280.N1	20-DEC-2004 00:37:01	Bright	38.000	175	39Del Per	3.0100	19400.	76	14671	No
17	GOM_NL__2PRFIN20041220_003853_000000392033_00088_14671_8281.N1	20-DEC-2004 00:38:53	Bright	38.500	160	23Gam Per	2.9300	4700.0	77	14671	No
18	GOM_NL__2PRFIN20041220_004221_000000352033_00088_14671_8282.N1	20-DEC-2004 00:42:21	Bright	35.000	110	37Del Cas	2.6780	8900.0	70	14671	No
19	GOM_NL__2PRFIN20041220_004842_000000392033_00088_14671_8283.N1	20-DEC-2004 00:48:42	Bright	38.500	49	1Alp UMi	1.9900	6300.0	77	14671	No
20	GOM_NL__2PRFIN20041220_005323_000000402033_00088_14671_8284.N1	20-DEC-2004 00:53:23	Bright	39.500	60	7Bet UMi	2.0810	3950.0	79	14671	No
21	GOM_NL__2PRFIN20041220_005646_000000412033_00088_14671_8285.N1	20-DEC-2004 00:56:46	Bright	40.500	119	14Eta Dra	2.7270	4700.0	81	14671	No
22	GOM_NL__2PRFIN20041220_005832_000000442033_00088_14671_8286.N1	20-DEC-2004 00:58:32	Bright	43.500	55	79Zet UMa	2.0600	10200.	87	14671	No
23	GOM_NL__2PRFIN20041220_010033_000000432033_00088_14671_8287.N1	20-DEC-2004 01:00:33	Bright	42.500	39	85Eta UMa	1.8540	24000.	85	14671	No
24	GOM_NL__2PRFIN20041220_010403_000000402033_00088_14671_8288.N1	20-DEC-2004 01:04:03	Bright	40.000	180	27Gam Boo	3.0400	8000.0	80	14671	No
25	GOM_NL__2PRFIN20041220_010721_000000412033_00088_14671_8289.N1	20-DEC-2004 01:07:21	Bright	40.500	83		2.3780	11000.	81	14671	No
26	GOM_NL__2PRFIN20041220_011052_000000632033_00088_14671_8290.N1	20-DEC-2004 01:10:52	Bright	62.500	111	8Eta Boo	2.6800	6000.0	125	14671	No
27	GOM_NL__2PRFIN20041220_011933_000000532033_00088_14671_8291.N1	20-DEC-2004 01:19:33	Dark	53.000	122	9Alp2Lib	2.7470	9700.0	106	14671	Yes
28	GOM_NL__2PRFIN20041220_012116_000000552033_00088_14671_8292.N1	20-DEC-2004 01:21:16	Twi_and_stray	54.500	15	67Alp Vir	0.97600	28000.	109	14671	No
29	GOM_NL__2PRFIN20041220_012447_000000502033_00088_14671_8293.N1	20-DEC-2004 01:24:47	Dark	49.500	169	46Gam Hya	2.9910	4700.0	99	14671	No
30	GOM_NL__2PRFIN20041220_012648_000000422033_00088_14671_8294.N1	20-DEC-2004 01:26:48	Dark	42.000	81	Eta Cen	2.3560	28000.	84	14671	No
31	GOM_NL__2PRFIN20041220_012801_000000392033_00088_14671_8295.N1	20-DEC-2004 01:28:01	Dark	39.000	78	Alp Lup	2.3040	28000.	78	14671	No
32	GOM_NL__2PRFIN20041220_013131_000000452033_00088_14671_8296.N1	20-DEC-2004 01:31:31	Dark	45.000	4	Alp1Cen	-0.010000	5800.0	90	14671	No
33	GOM_NL__2PRFIN20041220_013445_000000442033_00089_14672_8251.N1	20-DEC-2004 01:34:45	Dark	43.500	12	Alp1Cru	0.77500	30000.	87	14672	No
34	GOM_NL__2PRFIN20041220_013943_000000412033_00089_14672_8252.N1	20-DEC-2004 01:39:43	Dark	41.000	159	Ups Car	2.9200	7200.0	82	14672	No
35	GOM_NL__2PRFIN20041220_014111_000000472033_00089_14672_8253.N1	20-DEC-2004 01:41:11	Dark	47.000	71	Iot Car	2.2460	7700.0	94	14672	No
36	GOM_NL__2PRFIN20041220_014300_000000492033_00089_14672_8254.N1	20-DEC-2004 01:43:00	Dark	49.000	41	Eps Car	1.8600	4100.0	98	14672	No
37	GOM_NL__2PRFIN20041220_014555_000000512033_00089_14672_8255.N1	20-DEC-2004 01:45:55	Dark	50.500	34	Gam2Vel	1.7930	23000.	101	14672	No
38	GOM_NL__2PRFIN20041220_014744_000000472033_00089_14672_8256.N1	20-DEC-2004 01:47:44	Dark	47.000	2	Alp Car	-0.73600	7000.0	94	14672	No
39	GOM_NL__2PRFIN20041220_015037_000000542033_00089_14672_8257.N1	20-DEC-2004 01:50:37	Dark	54.000	117	Pi Pup	2.7060	3800.0	108	14672	No
40	GOM_NL__2PRFIN20041220_015344_000000542033_00089_14672_8258.N1	20-DEC-2004 01:53:44	Straylight	54.000	23	21Eps CMa	1.5020	26000.	108	14672	No
41	GOM_NL__2PRFIN20041220_015528_000000522033_00089_14672_8259.N1	20-DEC-2004 01:55:28	Straylight	52.000	179	24Omi2CMa	3.0320	24000.	104	14672	No
42	GOM_NL__2PRFIN20041220_015819_000000682033_00089_14672_8260.N1	20-DEC-2004 01:58:19	Straylight	67.500	1	9Alp CMa	-1.4400	11000.	135	14672	No

43	GOM_NL__2PRFIN20041220_020129_000000542033_00089_14672_8261.N1	20-DEC-2004 02:01:29	Straylight	53.500	7	19Bet Ori	0.10000	14000.	107	14672	No
44	GOM_NL__2PRFIN20041220_020336_000000492033_00089_14672_8262.N1	20-DEC-2004 02:03:36	Straylight	49.000	30	46Eps Ori	1.6940	30000.	98	14672	No
45	GOM_NL__2PRFIN20041220_020633_000000622033_00089_14672_8263.N1	20-DEC-2004 02:06:33	Twi_and_stray	61.500	14	58Alp Ori	0.87000	3000.0	123	14672	No
46	GOM_NL__2PRFIN20041220_020845_000000502033_00089_14672_8264.N1	20-DEC-2004 02:08:45	Twi_and_stray	50.000	13	87Alp Tau	0.86700	3800.0	100	14672	No
47	GOM_NL__2PRFIN20041220_021105_000000392033_00089_14672_8265.N1	20-DEC-2004 02:11:05	Bright	38.500	146	25Eta Tau	2.8730	15200.	77	14672	No
48	GOM_NL__2PRFIN20041220_021311_000000382033_00089_14672_8266.N1	20-DEC-2004 02:13:11	Bright	38.000	150	44Zet Per	2.8900	28000.	76	14672	No
49	GOM_NL__2PRFIN20041220_021525_000000382033_00089_14672_8267.N1	20-DEC-2004 02:15:25	Bright	38.000	149	45Eps Per	2.8880	30000.	76	14672	No
50	GOM_NL__2PRFIN20041220_021739_000000372033_00089_14672_8268.N1	20-DEC-2004 02:17:39	Bright	37.000	175	39Del Per	3.0100	19400.	74	14672	No
51	GOM_NL__2PRFIN20041220_021932_000000382033_00089_14672_8269.N1	20-DEC-2004 02:19:32	Bright	37.500	160	23Gam Per	2.9300	4700.0	75	14672	No
52	GOM_NL__2PRFIN20041220_022257_000000382033_00089_14672_8270.N1	20-DEC-2004 02:22:57	Bright	37.500	110	37Del Cas	2.6780	8900.0	75	14672	No
53	GOM_NL__2PRFIN20041220_023359_000000402033_00089_14672_8271.N1	20-DEC-2004 02:33:59	Bright	40.000	60	7Bet UMi	2.0810	3950.0	80	14672	No
54	GOM_NL__2PRFIN20041220_023724_000000382033_00089_14672_8272.N1	20-DEC-2004 02:37:24	Bright	38.000	119	14Eta Dra	2.7270	4700.0	76	14672	No
55	GOM_NL__2PRFIN20041220_023909_000000432033_00089_14672_8273.N1	20-DEC-2004 02:39:09	Bright	43.000	55	79Zet UMa	2.0600	10200.	86	14672	No
56	GOM_NL__2PRFIN20041220_024109_000000572033_00089_14672_8274.N1	20-DEC-2004 02:41:09	Bright	57.000	39	85Eta UMa	1.8540	24000.	114	14672	No
57	GOM_NL__2PRFIN20041220_024440_000000562033_00089_14672_8275.N1	20-DEC-2004 02:44:40	Bright	56.000	180	27Gam Boo	3.0400	8000.0	112	14672	No
58	GOM_NL__2PRFIN20041220_024758_000000552033_00089_14672_8276.N1	20-DEC-2004 02:47:58	Bright	55.000	83		2.3780	11000.	110	14672	No
59	GOM_NL__2PRFIN20041220_025128_000000632033_00089_14672_8277.N1	20-DEC-2004 02:51:28	Bright	63.000	111	8Eta Boo	2.6800	6000.0	126	14672	No
60	GOM_NL__2PRFIN20041220_025305_000000372033_00089_14672_8278.N1	20-DEC-2004 02:53:05	Bright	36.500	102	24Alp Ser	2.6000	4250.0	73	14672	No
61	GOM_NL__2PRFIN20041220_025552_000000612033_00089_14672_8279.N1	20-DEC-2004 02:55:52	Bright	60.500	138	47Eps Vir	2.8280	4700.0	121	14672	No
62	GOM_NL__2PRFIN20041220_030010_000000392033_00089_14672_8280.N1	20-DEC-2004 03:00:10	Bright	38.500	122	9Alp2Lib	2.7470	9700.0	77	14672	No
63	GOM_NL__2PRFIN20041220_030153_000000602033_00089_14672_8281.N1	20-DEC-2004 03:01:53	Twi_and_stray	59.500	15	67Alp Vir	0.97600	28000.	119	14672	No
64	GOM_NL__2PRFIN20041220_030523_000000492033_00089_14672_8282.N1	20-DEC-2004 03:05:23	Dark	49.000	169	46Gam Hya	2.9910	4700.0	98	14672	No
65	GOM_NL__2PRFIN20041220_030725_000000392033_00089_14672_8283.N1	20-DEC-2004 03:07:25	Dark	38.500	81	Eta Cen	2.3560	28000.	77	14672	No
66	GOM_NL__2PRFIN20041220_030837_000000392033_00089_14672_8284.N1	20-DEC-2004 03:08:37	Dark	38.500	78	Alp Lup	2.3040	28000.	77	14672	No
67	GOM_NL__2PRFIN20041220_031208_000000522033_00089_14672_8285.N1	20-DEC-2004 03:12:08	Dark	52.000	4	Alp1Cen	-0.010000	5800.0	104	14672	No
68	GOM_NL__2PRFIN20041220_031521_000000422033_00090_14673_8251.N1	20-DEC-2004 03:15:21	Dark	41.500	12	Alp1Cru	0.77500	30000.	83	14673	No
69	GOM_NL__2PRFIN20041220_032019_000000412033_00090_14673_8252.N1	20-DEC-2004 03:20:19	Dark	40.500	159	Ups Car	2.9200	7200.0	81	14673	No
70	GOM_NL__2PRFIN20041220_032147_000000442033_00090_14673_8253.N1	20-DEC-2004 03:21:47	Dark	44.000	71	Iot Car	2.2460	7700.0	88	14673	No
71	GOM_NL__2PRFIN20041220_032337_000000482033_00090_14673_8254.N1	20-DEC-2004 03:23:37	Dark	48.000	41	Eps Car	1.8600	4100.0	96	14673	No
72	GOM_NL__2PRFIN20041220_032631_000000502033_00090_14673_8255.N1	20-DEC-2004 03:26:31	Dark	50.000	34	Gam2Vel	1.7930	23000.	100	14673	No
73	GOM_NL__2PRFIN20041220_032819_000000532033_00090_14673_8256.N1	20-DEC-2004 03:28:19	Dark	53.000	2	Alp Car	-0.73600	7000.0	106	14673	No
74	GOM_NL__2PRFIN20041220_033111_000000572033_00090_14673_8257.N1	20-DEC-2004 03:31:11	Dark	57.000	117	Pi Pup	2.7060	3800.0	114	14673	No
75	GOM_NL__2PRFIN20041220_033420_000000542033_00090_14673_8258.N1	20-DEC-2004 03:34:20	Straylight	54.000	23	21Eps CMa	1.5020	26000.	108	14673	No
76	GOM_NL__2PRFIN20041220_033603_000000562033_00090_14673_8259.N1	20-DEC-2004 03:36:03	Straylight	55.500	179	24Omi2CMa	3.0320	24000.	111	14673	No
77	GOM_NL__2PRFIN20041220_033854_000000632033_00090_14673_8260.N1	20-DEC-2004 03:38:54	Straylight	63.000	1	9Alp CMa	-1.4400	11000.	126	14673	No
78	GOM_NL__2PRFIN20041220_034203_000000542033_00090_14673_8261.N1	20-DEC-2004 03:42:03	Straylight	54.000	7	19Bet Ori	0.10000	14000.	108	14673	No
79	GOM_NL__2PRFIN20041220_034412_000000472033_00090_14673_8262.N1	20-DEC-2004 03:44:12	Straylight	47.000	30	46Eps Ori	1.6940	30000.	94	14673	No
80	GOM_NL__2PRFIN20041220_034709_000000602033_00090_14673_8263.N1	20-DEC-2004 03:47:09	Twi_and_stray	59.500	14	58Alp Ori	0.87000	3000.0	119	14673	No
81	GOM_NL__2PRFIN20041220_034918_000000492033_00090_14673_8264.N1	20-DEC-2004 03:49:18	Twi_and_stray	49.000	13	87Alp Tau	0.86700	3800.0	98	14673	No
82	GOM_NL__2PRFIN20041220_035141_000000372033_00090_14673_8265.N1	20-DEC-2004 03:51:41	Bright	37.000	146	25Eta Tau	2.8730	15200.	74	14673	No
83	GOM_NL__2PRFIN20041220_035346_000000382033_00090_14673_8266.N1	20-DEC-2004 03:53:46	Bright	38.000	150	44Zet Per	2.8900	28000.	76	14673	No
84	GOM_NL__2PRFIN20041220_035601_000000372033_00090_14673_8267.N1	20-DEC-2004 03:56:01	Bright	37.000	149	45Eps Per	2.8880	30000.	74	14673	No
85	GOM_NL__2PRFIN20041220_035813_000000392033_00090_14673_8268.N1	20-DEC-2004 03:58:13	Bright	39.000	175	39Del Per	3.0100	19400.	78	14673	No
86	GOM_NL__2PRFIN20041220_040007_000000382033_00090_14673_8269.N1	20-DEC-2004 04:00:07	Bright	37.500	160	23Gam Per	2.9300	4700.0	75	14673	No
87	GOM_NL__2PRFIN20041220_040333_000000392033_00090_14673_8270.N1	20-DEC-2004 04:03:33	Bright	38.500	110	37Del Cas	2.6780	8900.0	77	14673	No
88	GOM_NL__2PRFIN20041220_040954_000000182033_00090_14673_8271.N1	20-DEC-2004 04:09:54	Twi_and_stray	18.000	49	1Alp UMi	1.9900	6300.0	36	14673	No
89	GOM_NL__2PRFIN20041220_041435_000000412033_00090_14673_8272.N1	20-DEC-2004 04:14:35	Bright	40.500	60	7Bet UMi	2.0810	3950.0	81	14673	No
90	GOM_NL__2PRFIN20041220_041800_000000392033_00090_14673_8273.N1	20-DEC-2004 04:18:00	Bright	39.000	119	14Eta Dra	2.7270	4700.0	78	14673	No
91	GOM_NL__2PRFIN20041220_041944_000000432033_00090_14673_8274.N1	20-DEC-2004 04:19:44	Bright	42.500	55	79Zet UMa	2.0600	10200.	85	14673	No
92	GOM_NL__2PRFIN20041220_042144_000000452033_00090_14673_8275.N1	20-DEC-2004 04:21:44	Bright	44.500	39	85Eta UMa	1.8540	24000.	89	14673	No
93	GOM_NL__2PRFIN20041220_042513_000000422033_00090_14673_8276.N1	20-DEC-2004 04:25:13	Bright	42.000	180	27Gam Boo	3.0400	8000.0	84	14673	No
94	GOM_NL__2PRFIN20041220_042833_000000402033_00090_14673_8277.N1	20-DEC-2004 04:28:33	Bright	39.500	83		2.3780	11000.	79	14673	No
95	GOM_NL__2PRFIN20041220_043204_000000542033_00090_14673_8278.N1	20-DEC-2004 04:32:04	Bright	53.500	111	8Eta Boo	2.6800	6000.0	107	14673	No
96	GOM_NL__2PRFIN20041220_043339_000000392033_00090_14673_8279.N1	20-DEC-2004 04:33:39	Bright	38.500	102	24Alp Ser	2.6000	4250.0	77	14673	No
97	GOM_NL__2PRFIN20041220_043629_000000592033_00090_14673_8280.N1	20-DEC-2004 04:36:29	Bright	58.500	138	47Eps Vir	2.8280	4700.0	117	14673	No
98	GOM_NL__2PRFIN20041220_044046_000000382033_00090_14673_8281.N1	20-DEC-2004 04:40:46	Bright	38.000	122	9Alp2Lib	2.7470	9700.0	76	14673	No
99	GOM_NL__2PRFIN20041220_044230_000000602033_00090_14673_8282.N1	20-DEC-2004 04:42:30	Twi_and_stray	60.000	15	67Alp Vir	0.97600	28000.	120	14673	No
100	GOM_NL__2PRFIN20041220_044600_000000532033_00090_14673_8283.N1	20-DEC-2004 04:46:00	Dark	53.000	169	46Gam Hya	2.9910	4700.0	106	14673	No
101	GOM_NL__2PRFIN20041220_044759_000000442033_00090_14673_8284.N1	20-DEC-2004 04:47:59	Dark	44.000	81	Eta Cen	2.3560	28000.	88	14673	No

102	GOM_NL__2PRFIN20041220_044914_000000432033_00090_14673_8285.N1	20-DEC-2004 04:49:14	Dark	43.000	78	Alp Lup	2.3040	28000.	86	14673	No
103	GOM_NL__2PRFIN20041220_045245_000000432033_00090_14673_8286.N1	20-DEC-2004 04:52:45	Dark	42.500	4	Alp1Cen	-0.010000	5800.0	85	14673	No
104	GOM_NL__2PRFIN20041220_045558_000000402033_00091_14674_8251.N1	20-DEC-2004 04:55:58	Dark	40.000	12	Alp1Cru	0.77500	30000.	80	14674	No
105	GOM_NL__2PRFIN20041220_050056_000000422033_00091_14674_8252.N1	20-DEC-2004 05:00:56	Dark	41.500	159	Ups Car	2.9200	7200.0	83	14674	No
106	GOM_NL__2PRFIN20041220_050222_000000472033_00091_14674_8253.N1	20-DEC-2004 05:02:22	Dark	46.500	71	Iot Car	2.2460	7700.0	93	14674	No
107	GOM_NL__2PRFIN20041220_050414_000000492033_00091_14674_8254.N1	20-DEC-2004 05:04:14	Dark	48.500	41	Eps Car	1.8600	4100.0	97	14674	No
108	GOM_NL__2PRFIN20041220_050708_000000512033_00091_14674_8255.N1	20-DEC-2004 05:07:08	Dark	50.500	34	Gam2Vel	1.7930	23000.	101	14674	No
109	GOM_NL__2PRFIN20041220_050856_000000542033_00091_14674_8256.N1	20-DEC-2004 05:08:56	Dark	54.000	2	Alp Car	-0.73600	7000.0	108	14674	No
110	GOM_NL__2PRFIN20041220_051150_000000522033_00091_14674_8257.N1	20-DEC-2004 05:11:50	Dark	52.000	117	Pi Pup	2.7060	3800.0	104	14674	No
111	GOM_NL__2PRFIN20041220_051457_000000562033_00091_14674_8258.N1	20-DEC-2004 05:14:57	Straylight	55.500	23	21Eps CMa	1.5020	26000.	111	14674	No
112	GOM_NL__2PRFIN20041220_051640_000000552033_00091_14674_8259.N1	20-DEC-2004 05:16:40	Straylight	55.000	179	24Omi2CMa	3.0320	24000.	110	14674	No
113	GOM_NL__2PRFIN20041220_051928_000000692033_00091_14674_8260.N1	20-DEC-2004 05:19:28	Straylight	69.000	1	9Alp CMa	-1.4400	11000.	138	14674	No
114	GOM_NL__2PRFIN20041220_052242_000000552033_00091_14674_8261.N1	20-DEC-2004 05:22:42	Straylight	54.500	7	19Bet Ori	0.10000	14000.	109	14674	No
115	GOM_NL__2PRFIN20041220_052449_000000482033_00091_14674_8262.N1	20-DEC-2004 05:24:49	Straylight	48.000	30	46Eps Ori	1.6940	30000.	96	14674	No
116	GOM_NL__2PRFIN20041220_052745_000000592033_00091_14674_8263.N1	20-DEC-2004 05:27:45	Twi_and_stray	59.000	14	58Alp Ori	0.87000	3000.0	118	14674	No
117	GOM_NL__2PRFIN20041220_052957_000000532033_00091_14674_8264.N1	20-DEC-2004 05:29:57	Twi_and_stray	53.000	13	87Alp Tau	0.86700	3800.0	106	14674	No
118	GOM_NL__2PRFIN20041220_053217_000000382033_00091_14674_8265.N1	20-DEC-2004 05:32:17	Bright	38.000	146	25Eta Tau	2.8730	15200.	76	14674	No
119	GOM_NL__2PRFIN20041220_053423_000000372033_00091_14674_8266.N1	20-DEC-2004 05:34:23	Bright	36.500	150	44Zet Per	2.8900	28000.	73	14674	No
120	GOM_NL__2PRFIN20041220_053638_000000372033_00091_14674_8267.N1	20-DEC-2004 05:36:38	Bright	37.000	149	45Eps Per	2.8880	30000.	74	14674	No
121	GOM_NL__2PRFIN20041220_053852_000000362033_00091_14674_8268.N1	20-DEC-2004 05:38:52	Bright	36.000	175	39Del Per	3.0100	19400.	72	14674	No
122	GOM_NL__2PRFIN20041220_054044_000000382033_00091_14674_8269.N1	20-DEC-2004 05:40:44	Bright	38.000	160	23Gam Per	2.9300	4700.0	76	14674	No
123	GOM_NL__2PRFIN20041220_054409_000000382033_00091_14674_8270.N1	20-DEC-2004 05:44:09	Bright	37.500	110	37Del Cas	2.6780	8900.0	75	14674	No
124	GOM_NL__2PRFIN20041220_055511_000000392033_00091_14674_8271.N1	20-DEC-2004 05:55:11	Bright	38.500	60	7Bet UMi	2.0810	3950.0	77	14674	No
125	GOM_NL__2PRFIN20041220_055836_000000372033_00091_14674_8272.N1	20-DEC-2004 05:58:36	Bright	37.000	119	14Eta Dra	2.7270	4700.0	74	14674	No
126	GOM_NL__2PRFIN20041220_060020_000000442033_00091_14674_8273.N1	20-DEC-2004 06:00:20	Bright	44.000	55	79Zet UMa	2.0600	10200.	88	14674	No
127	GOM_NL__2PRFIN20041220_060221_000000442033_00091_14674_8274.N1	20-DEC-2004 06:02:21	Bright	44.000	39	85Eta UMa	1.8540	24000.	88	14674	No
128	GOM_NL__2PRFIN20041220_060550_000000562033_00091_14674_8275.N1	20-DEC-2004 06:05:50	Bright	56.000	180	27Gam Boo	3.0400	8000.0	112	14674	No
129	GOM_NL__2PRFIN20041220_060910_000000422033_00091_14674_8276.N1	20-DEC-2004 06:09:10	Bright	41.500	83		2.3780	11000.	83	14674	No
130	GOM_NL__2PRFIN20041220_061241_000000632033_00091_14674_8277.N1	20-DEC-2004 06:12:41	Bright	63.000	111	8Eta Boo	2.6800	6000.0	126	14674	No
131	GOM_NL__2PRFIN20041220_061416_000000392033_00091_14674_8278.N1	20-DEC-2004 06:14:16	Bright	38.500	102	24Alp Ser	2.6000	4250.0	77	14674	No
132	GOM_NL__2PRFIN20041220_061705_000000652033_00091_14674_8279.N1	20-DEC-2004 06:17:05	Bright	64.500	138	47Eps Vir	2.8280	4700.0	129	14674	No
133	GOM_NL__2PRFIN20041220_062120_000000412033_00091_14674_8280.N1	20-DEC-2004 06:21:20	Bright	41.000	122	9Alp2Lib	2.7470	9700.0	82	14674	No
134	GOM_NL__2PRFIN20041220_062306_000000602033_00091_14674_8281.N1	20-DEC-2004 06:23:06	Twi_and_stray	60.000	15	67Alp Vir	0.97600	28000.	120	14674	No
135	GOM_NL__2PRFIN20041220_062637_000000492033_00091_14674_8282.N1	20-DEC-2004 06:26:37	Dark	49.000	169	46Gam Hya	2.9910	4700.0	98	14674	No
136	GOM_NL__2PRFIN20041220_062837_000000432033_00091_14674_8283.N1	20-DEC-2004 06:28:37	Dark	43.000	81	Eta Cen	2.3560	28000.	86	14674	No
137	GOM_NL__2PRFIN20041220_062951_000000412033_00091_14674_8284.N1	20-DEC-2004 06:29:51	Dark	40.500	78	Alp Lup	2.3040	28000.	81	14674	No
138	GOM_NL__2PRFIN20041220_063321_000000442033_00091_14674_8285.N1	20-DEC-2004 06:33:21	Dark	44.000	4	Alp1Cen	-0.010000	5800.0	88	14674	No
139	GOM_NL__2PRFIN20041220_063634_000000432033_00092_14675_7418.N1	20-DEC-2004 06:36:34	Dark	42.500	12	Alp1Cru	0.77500	30000.	85	14675	No
140	GOM_NL__2PRFIN20041220_064133_000000402033_00092_14675_7419.N1	20-DEC-2004 06:41:33	Dark	40.000	159	Ups Car	2.9200	7200.0	80	14675	No
141	GOM_NL__2PRFIN20041220_064300_000000452033_00092_14675_7420.N1	20-DEC-2004 06:43:00	Dark	44.500	71	Iot Car	2.2460	7700.0	89	14675	No
142	GOM_NL__2PRFIN20041220_064451_000000482033_00092_14675_7421.N1	20-DEC-2004 06:44:51	Dark	47.500	41	Eps Car	1.8600	4100.0	95	14675	No
143	GOM_NL__2PRFIN20041220_064745_000000542033_00092_14675_7422.N1	20-DEC-2004 06:47:45	Dark	53.500	34	Gam2Vel	1.7930	23000.	107	14675	No
144	GOM_NL__2PRFIN20041220_064933_000000482033_00092_14675_7423.N1	20-DEC-2004 06:49:33	Dark	47.500	2	Alp Car	-0.73600	7000.0	95	14675	No
145	GOM_NL__2PRFIN20041220_065226_000000522033_00092_14675_7424.N1	20-DEC-2004 06:52:26	Dark	52.000	117	Pi Pup	2.7060	3800.0	104	14675	No
146	GOM_NL__2PRFIN20041220_065534_000000552033_00092_14675_7425.N1	20-DEC-2004 06:55:34	Straylight	54.500	23	21Eps CMa	1.5020	26000.	109	14675	No
147	GOM_NL__2PRFIN20041220_065716_000000562033_00092_14675_7426.N1	20-DEC-2004 06:57:16	Straylight	55.500	179	24Omi2CMa	3.0320	24000.	111	14675	No
148	GOM_NL__2PRFIN20041220_070004_000000632033_00092_14675_7427.N1	20-DEC-2004 07:00:04	Straylight	63.000	1	9Alp CMa	-1.4400	11000.	126	14675	No
149	GOM_NL__2PRFIN20041220_070318_000000532033_00092_14675_7428.N1	20-DEC-2004 07:03:18	Straylight	52.500	7	19Bet Ori	0.10000	14000.	105	14675	No
150	GOM_NL__2PRFIN20041220_070525_000000502033_00092_14675_7429.N1	20-DEC-2004 07:05:25	Straylight	49.500	30	46Eps Ori	1.6940	30000.	99	14675	No
151	GOM_NL__2PRFIN20041220_070821_000000622033_00092_14675_7430.N1	20-DEC-2004 07:08:21	Twi_and_stray	62.000	14	58Alp Ori	0.87000	3000.0	124	14675	No
152	GOM_NL__2PRFIN20041220_071033_000000502033_00092_14675_7431.N1	20-DEC-2004 07:10:33	Twi_and_stray	49.500	13	87Alp Tau	0.86700	3800.0	99	14675	No
153	GOM_NL__2PRFIN20041220_071253_000000372033_00092_14675_7432.N1	20-DEC-2004 07:12:53	Bright	36.500	146	25Eta Tau	2.8730	15200.	73	14675	No
154	GOM_NL__2PRFIN20041220_071431_000000432033_00092_14675_7433.N1	20-DEC-2004 07:14:31	Bright	43.000	28	12Bet Tau	1.6500	15200.	86	14675	No
155	GOM_NL__2PRFIN20041220_071714_000000362033_00092_14675_7434.N1	20-DEC-2004 07:17:14	Bright	36.000	149	45Eps Per	2.8880	30000.	72	14675	No
156	GOM_NL__2PRFIN20041220_071928_000000362033_00092_14675_7435.N1	20-DEC-2004 07:19:28	Bright	36.000	175	39Del Per	3.0100	19400.	72	14675	No
157	GOM_NL__2PRFIN20041220_072120_000000382033_00092_14675_7436.N1	20-DEC-2004 07:21:20	Bright	37.500	160	23Gam Per	2.9300	4700.0	75	14675	No
158	GOM_NL__2PRFIN20041220_072446_000000392033_00092_14675_7437.N1	20-DEC-2004 07:24:46	Bright	39.000	110	37Del Cas	2.6780	8900.0	78	14675	No
159	GOM_NL__2PRFIN20041220_073106_000000362033_00092_14675_7438.N1	20-DEC-2004 07:31:06	Bright	36.000	49	1Alp UMi	1.9900	6300.0	72	14675	No
160	GOM_NL__2PRFIN20041220_073547_000000382033_00092_14675_7439.N1	20-DEC-2004 07:35:47	Bright	38.000	60	7Bet UMi	2.0810	3950.0	76	14675	No



161	GOM_NL__2PRFIN20041220_073910_000000392033_00092_14675_7440.N1	20-DEC-2004 07:39:10	Bright	39.000	119	14Eta Dra	2.7270	4700.0	78	14675	No
162	GOM_NL__2PRFIN20041220_074056_000000442033_00092_14675_7441.N1	20-DEC-2004 07:40:56	Bright	43.500	55	79Zet UMa	2.0600	10200.	87	14675	No
163	GOM_NL__2PRFIN20041220_074256_000000432033_00092_14675_7442.N1	20-DEC-2004 07:42:56	Bright	42.500	39	85Eta UMa	1.8540	24000.	85	14675	No
164	GOM_NL__2PRFIN20041220_074627_000000402033_00092_14675_7443.N1	20-DEC-2004 07:46:27	Bright	40.000	180	27Gam Boo	3.0400	8000.0	80	14675	No
165	GOM_NL__2PRFIN20041220_074946_000000412033_00092_14675_7444.N1	20-DEC-2004 07:49:46	Bright	40.500	83		2.3780	11000.	81	14675	No
166	GOM_NL__2PRFIN20041220_075317_000000472033_00092_14675_7445.N1	20-DEC-2004 07:53:17	Bright	46.500	111	8Eta Boo	2.6800	6000.0	93	14675	No
167	GOM_NL__2PRFIN20041220_075454_000000372033_00092_14675_7446.N1	20-DEC-2004 07:54:54	Bright	37.000	102	24Alp Ser	2.6000	4250.0	74	14675	No
168	GOM_NL__2PRFIN20041220_075743_000000652033_00092_14675_7447.N1	20-DEC-2004 07:57:43	Bright	65.000	138	47Eps Vir	2.8280	4700.0	130	14675	No
169	GOM_NL__2PRFIN20041220_080159_000000402033_00092_14675_7448.N1	20-DEC-2004 08:01:59	Bright	40.000	122	9Alp2Lib	2.7470	9700.0	80	14675	No
170	GOM_NL__2PRFIN20041220_080343_000000582033_00092_14675_7449.N1	20-DEC-2004 08:03:43	Tw_i_and_stray	57.500	15	67Alp Vir	0.97600	28000.	115	14675	No
171	GOM_NL__2PRFIN20041220_080714_000000512033_00092_14675_7450.N1	20-DEC-2004 08:07:14	Dark	50.500	169	46Gam Hya	2.9910	4700.0	101	14675	No
172	GOM_NL__2PRFIN20041220_080914_000000402033_00092_14675_7451.N1	20-DEC-2004 08:09:14	Dark	40.000	81	Eta Cen	2.3560	28000.	80	14675	No
173	GOM_NL__2PRFIN20041220_081027_000000412033_00092_14675_7452.N1	20-DEC-2004 08:10:27	Dark	41.000	78	Alp Lup	2.3040	28000.	82	14675	No
174	GOM_NL__2PRFIN20041220_081357_000000522033_00092_14675_7453.N1	20-DEC-2004 08:13:57	Dark	52.000	4	Alp1Cen	-0.010000	5800.0	104	14675	No
175	GOM_NL__2PRFIN20041220_081711_000000442033_00093_14676_7418.N1	20-DEC-2004 08:17:11	Dark	44.000	12	Alp1Cru	0.77500	30000.	88	14676	No
176	GOM_NL__2PRFIN20041220_082210_000000402033_00093_14676_7419.N1	20-DEC-2004 08:22:10	Dark	39.500	159	Ups Car	2.9200	7200.0	79	14676	No
177	GOM_NL__2PRFIN20041220_082338_000000432033_00093_14676_7420.N1	20-DEC-2004 08:23:38	Dark	43.000	71	Iot Car	2.2460	7700.0	86	14676	No
178	GOM_NL__2PRFIN20041220_082528_000000482033_00093_14676_7421.N1	20-DEC-2004 08:25:28	Dark	47.500	41	Eps Car	1.8600	4100.0	95	14676	No
179	GOM_NL__2PRFIN20041220_082822_000000492033_00093_14676_7422.N1	20-DEC-2004 08:28:22	Dark	48.500	34	Gam2Vel	1.7930	23000.	97	14676	No
180	GOM_NL__2PRFIN20041220_083009_000000432033_00093_14676_7423.N1	20-DEC-2004 08:30:09	Dark	43.000	2	Alp Car	-0.73600	7000.0	86	14676	No
181	GOM_NL__2PRFIN20041220_083303_000000512033_00093_14676_7424.N1	20-DEC-2004 08:33:03	Dark	51.000	117	Pi Pup	2.7060	3800.0	102	14676	No
182	GOM_NL__2PRFIN20041220_083610_000000532033_00093_14676_7425.N1	20-DEC-2004 08:36:10	Straylight	52.500	23	21Eps CMa	1.5020	26000.	105	14676	No
183	GOM_NL__2PRFIN20041220_083752_000000552033_00093_14676_7426.N1	20-DEC-2004 08:37:52	Straylight	54.500	179	24Omi2CMa	3.0320	24000.	109	14676	No
184	GOM_NL__2PRFIN20041220_084042_000000682033_00093_14676_7427.N1	20-DEC-2004 08:40:42	Straylight	68.000	1	9Alp CMa	-1.4400	11000.	136	14676	No
185	GOM_NL__2PRFIN20041220_084354_000000482033_00093_14676_7428.N1	20-DEC-2004 08:43:54	Dark	48.000	7	19Bet Ori	0.10000	14000.	96	14676	Yes
186	GOM_NL__2PRFIN20041220_084601_000000502033_00093_14676_7429.N1	20-DEC-2004 08:46:01	Straylight	49.500	30	46Eps Ori	1.6940	30000.	99	14676	No
187	GOM_NL__2PRFIN20041220_084857_000000622033_00093_14676_7430.N1	20-DEC-2004 08:48:57	Tw_i_and_stray	62.000	14	58Alp Ori	0.87000	3000.0	124	14676	No
188	GOM_NL__2PRFIN20041220_085109_000000532033_00093_14676_7431.N1	20-DEC-2004 08:51:09	Tw_i_and_stray	53.000	13	87Alp Tau	0.86700	3800.0	106	14676	No
189	GOM_NL__2PRFIN20041220_085330_000000372033_00093_14676_7432.N1	20-DEC-2004 08:53:30	Bright	37.000	146	25Eta Tau	2.8730	15200.	74	14676	No
190	GOM_NL__2PRFIN20041220_085506_000000432033_00093_14676_7433.N1	20-DEC-2004 08:55:06	Bright	43.000	28	12Bet Tau	1.6500	15200.	86	14676	No
191	GOM_NL__2PRFIN20041220_085750_000000372033_00093_14676_7434.N1	20-DEC-2004 08:57:50	Bright	37.000	149	45Eps Per	2.8880	30000.	74	14676	No
192	GOM_NL__2PRFIN20041220_090004_000000362033_00093_14676_7435.N1	20-DEC-2004 09:00:04	Bright	35.500	175	39Del Per	3.0100	19400.	71	14676	No
193	GOM_NL__2PRFIN20041220_090157_000000382033_00093_14676_7436.N1	20-DEC-2004 09:01:57	Bright	37.500	160	23Gam Per	2.9300	4700.0	75	14676	No
194	GOM_NL__2PRFIN20041220_090523_000000382033_00093_14676_7437.N1	20-DEC-2004 09:05:23	Bright	37.500	110	37Del Cas	2.6780	8900.0	75	14676	No
195	GOM_NL__2PRFIN20041220_091143_000000362033_00093_14676_7438.N1	20-DEC-2004 09:11:43	Bright	35.500	49	1Alp UMi	1.9900	6300.0	71	14676	No
196	GOM_NL__2PRFIN20041220_091623_000000412033_00093_14676_7439.N1	20-DEC-2004 09:16:23	Bright	41.000	60	7Bet UMi	2.0810	3950.0	82	14676	No
197	GOM_NL__2PRFIN20041220_091948_000000382033_00093_14676_7440.N1	20-DEC-2004 09:19:48	Bright	37.500	119	14Eta Dra	2.7270	4700.0	75	14676	No
198	GOM_NL__2PRFIN20041220_092132_000000432033_00093_14676_7441.N1	20-DEC-2004 09:21:32	Bright	42.500	55	79Zet UMa	2.0600	10200.	85	14676	No
199	GOM_NL__2PRFIN20041220_092332_000000442033_00093_14676_7442.N1	20-DEC-2004 09:23:32	Bright	43.500	39	85Eta UMa	1.8540	24000.	87	14676	No
200	GOM_NL__2PRFIN20041220_092704_000000392033_00093_14676_7443.N1	20-DEC-2004 09:27:04	Bright	38.500	180	27Gam Boo	3.0400	8000.0	77	14676	No
201	GOM_NL__2PRFIN20041220_093022_000000402033_00093_14676_7444.N1	20-DEC-2004 09:30:22	Bright	39.500	83		2.3780	11000.	79	14676	No
202	GOM_NL__2PRFIN20041220_093353_000000442033_00093_14676_7445.N1	20-DEC-2004 09:33:53	Bright	44.000	111	8Eta Boo	2.6800	6000.0	88	14676	No
203	GOM_NL__2PRFIN20041220_093530_000000372033_00093_14676_7446.N1	20-DEC-2004 09:35:30	Bright	36.500	102	24Alp Ser	2.6000	4250.0	73	14676	No
204	GOM_NL__2PRFIN20041220_093819_000000642033_00093_14676_7447.N1	20-DEC-2004 09:38:19	Bright	64.000	138	47Eps Vir	2.8280	4700.0	128	14676	No
205	GOM_NL__2PRFIN20041220_094235_000000392033_00093_14676_7448.N1	20-DEC-2004 09:42:35	Bright	38.500	122	9Alp2Lib	2.7470	9700.0	77	14676	No
206	GOM_NL__2PRFIN20041220_094420_000000542033_00093_14676_7449.N1	20-DEC-2004 09:44:20	Tw_i_and_stray	54.000	15	67Alp Vir	0.97600	28000.	108	14676	No
207	GOM_NL__2PRFIN20041220_094751_000000522033_00093_14676_7450.N1	20-DEC-2004 09:47:51	Dark	52.000	169	46Gam Hya	2.9910	4700.0	104	14676	No
208	GOM_NL__2PRFIN20041220_094950_000000402033_00093_14676_7451.N1	20-DEC-2004 09:49:50	Dark	40.000	81	Eta Cen	2.3560	28000.	80	14676	No
209	GOM_NL__2PRFIN20041220_095103_000000422033_00093_14676_7452.N1	20-DEC-2004 09:51:03	Dark	41.500	78	Alp Lup	2.3040	28000.	83	14676	No
210	GOM_NL__2PRFIN20041220_095433_000000452033_00093_14676_7453.N1	20-DEC-2004 09:54:33	Dark	45.000	4	Alp1Cen	-0.010000	5800.0	90	14676	No
211	GOM_NL__2PRFIN20041220_095747_000000422033_00094_14677_7418.N1	20-DEC-2004 09:57:47	Dark	41.500	12	Alp1Cru	0.77500	30000.	83	14677	No
212	GOM_NL__2PRFIN20041220_100246_000000412033_00094_14677_7419.N1	20-DEC-2004 10:02:46	Dark	41.000	159	Ups Car	2.9200	7200.0	82	14677	No
213	GOM_NL__2PRFIN20041220_100414_000000432033_00094_14677_7420.N1	20-DEC-2004 10:04:14	Dark	43.000	71	Iot Car	2.2460	7700.0	86	14677	No
214	GOM_NL__2PRFIN20041220_100604_000000532033_00094_14677_7421.N1	20-DEC-2004 10:06:04	Dark	52.500	41	Eps Car	1.8600	4100.0	105	14677	No
215	GOM_NL__2PRFIN20041220_100859_000000492033_00094_14677_7422.N1	20-DEC-2004 10:08:59	Dark	48.500	34	Gam2Vel	1.7930	23000.	97	14677	No
216	GOM_NL__2PRFIN20041220_101046_000000532033_00094_14677_7423.N1	20-DEC-2004 10:10:46	Dark	52.500	2	Alp Car	-0.73600	7000.0	105	14677	No
217	GOM_NL__2PRFIN20041220_101340_000000562033_00094_14677_7424.N1	20-DEC-2004 10:13:40	Dark	55.500	117	Pi Pup	2.7060	3800.0	111	14677	No
218	GOM_NL__2PRFIN20041220_101646_000000542033_00094_14677_7425.N1	20-DEC-2004 10:16:46	Straylight	54.000	23	21Eps CMa	1.5020	26000.	108	14677	No
219	GOM_NL__2PRFIN20041220_101828_000000552033_00094_14677_7426.N1	20-DEC-2004 10:18:28	Straylight	54.500	179	24Omi2CMa	3.0320	24000.	109	14677	No

220	GOM_NL__2PRFIN20041220_102430_000000482033_00094_14677_7427.N1	20-DEC-2004 10:24:30	Straylight	48.000	7	19Bet Ori	0.10000	14000.	96	14677	No
221	GOM_NL__2PRFIN20041220_102637_000000472033_00094_14677_7428.N1	20-DEC-2004 10:26:37	Straylight	47.000	30	46Eps Ori	1.6940	30000.	94	14677	No
222	GOM_NL__2PRFIN20041220_102932_000000612033_00094_14677_7429.N1	20-DEC-2004 10:29:32	Twi_and_stray	60.500	14	58Alp Ori	0.87000	3000.0	121	14677	No
223	GOM_NL__2PRFIN20041220_103144_000000522033_00094_14677_7430.N1	20-DEC-2004 10:31:44	Twi_and_stray	51.500	13	87Alp Tau	0.86700	3800.0	103	14677	No
224	GOM_NL__2PRFIN20041220_103406_000000372033_00094_14677_7431.N1	20-DEC-2004 10:34:06	Bright	37.000	146	25Eta Tau	2.8730	15200.	74	14677	No
225	GOM_NL__2PRFIN20041220_103542_000000442033_00094_14677_7432.N1	20-DEC-2004 10:35:42	Bright	43.500	28	12Bet Tau	1.6500	15200.	87	14677	No
226	GOM_NL__2PRFIN20041220_103826_000000372033_00094_14677_7433.N1	20-DEC-2004 10:38:26	Bright	37.000	149	45Eps Per	2.8880	30000.	74	14677	No
227	GOM_NL__2PRFIN20041220_104040_000000362033_00094_14677_7434.N1	20-DEC-2004 10:40:40	Bright	35.500	175	39Del Per	3.0100	19400.	71	14677	No
228	GOM_NL__2PRFIN20041220_104233_000000362033_00094_14677_7435.N1	20-DEC-2004 10:42:33	Bright	36.000	160	23Gam Per	2.9300	4700.0	72	14677	No
229	GOM_NL__2PRFIN20041220_104558_000000502033_00094_14677_7436.N1	20-DEC-2004 10:45:58	Bright	50.000	110	37Del Cas	2.6780	8900.0	100	14677	No
230	GOM_NL__2PRFIN20041220_105218_000000392033_00094_14677_7437.N1	20-DEC-2004 10:52:18	Bright	38.500	49	1Alp UMi	1.9900	6300.0	77	14677	No
231	GOM_NL__2PRFIN20041220_105658_000000412033_00094_14677_7438.N1	20-DEC-2004 10:56:58	Bright	40.500	60	7Bet UMi	2.0810	3950.0	81	14677	No
232	GOM_NL__2PRFIN20041220_110024_000000392033_00094_14677_7439.N1	20-DEC-2004 11:00:24	Bright	39.000	119	14Eta Dra	2.7270	4700.0	78	14677	No
233	GOM_NL__2PRFIN20041220_110207_000000412033_00094_14677_7440.N1	20-DEC-2004 11:02:07	Bright	41.000	55	79Zet UMa	2.0600	10200.	82	14677	No
234	GOM_NL__2PRFIN20041220_110408_000000452033_00094_14677_7441.N1	20-DEC-2004 11:04:08	Bright	44.500	39	85Eta UMa	1.8540	24000.	89	14677	No
235	GOM_NL__2PRFIN20041220_110740_000000392033_00094_14677_7442.N1	20-DEC-2004 11:07:40	Bright	39.000	180	27Gam Boo	3.0400	8000.0	78	14677	No
236	GOM_NL__2PRFIN20041220_111058_000000392033_00094_14677_7443.N1	20-DEC-2004 11:10:58	Bright	39.000	83		2.3780	11000.	78	14677	No
237	GOM_NL__2PRFIN20041220_111429_000000472033_00094_14677_7444.N1	20-DEC-2004 11:14:29	Bright	46.500	111	8Eta Boo	2.6800	6000.0	93	14677	No
238	GOM_NL__2PRFIN20041220_111606_000000362033_00094_14677_7445.N1	20-DEC-2004 11:16:06	Bright	35.500	102	24Alp Ser	2.6000	4250.0	71	14677	No
239	GOM_NL__2PRFIN20041220_111856_000000642033_00094_14677_7446.N1	20-DEC-2004 11:18:56	Bright	63.500	138	47Eps Vir	2.8280	4700.0	127	14677	No
240	GOM_NL__2PRFIN20041220_112312_000000532033_00094_14677_7447.N1	20-DEC-2004 11:23:12	Bright	53.000	122	9Alp2Lib	2.7470	9700.0	106	14677	No
241	GOM_NL__2PRFIN20041220_112456_000000592033_00094_14677_7448.N1	20-DEC-2004 11:24:56	Twi_and_stray	59.000	15	67Alp Vir	0.97600	28000.	118	14677	No
242	GOM_NL__2PRFIN20041220_112828_000000532033_00094_14677_7449.N1	20-DEC-2004 11:28:28	Dark	52.500	169	46Gam Hya	2.9910	4700.0	105	14677	No
243	GOM_NL__2PRFIN20041220_113026_000000422033_00094_14677_7450.N1	20-DEC-2004 11:30:26	Dark	41.500	81	Eta Cen	2.3560	28000.	83	14677	No
244	GOM_NL__2PRFIN20041220_113139_000000422033_00094_14677_7451.N1	20-DEC-2004 11:31:39	Dark	42.000	78	Alp Lup	2.3040	28000.	84	14677	No
245	GOM_NL__2PRFIN20041220_113509_000000462033_00094_14677_7452.N1	20-DEC-2004 11:35:09	Dark	45.500	4	Alp1Cen	-0.010000	5800.0	91	14677	No
246	GOM_NL__2PRFIN20041220_113823_000000442033_00095_14678_7418.N1	20-DEC-2004 11:38:23	Dark	44.000	12	Alp1Cru	0.77500	30000.	88	14678	No
247	GOM_NL__2PRFIN20041220_114322_000000402033_00095_14678_7419.N1	20-DEC-2004 11:43:22	Dark	40.000	159	Ups Car	2.9200	7200.0	80	14678	No
248	GOM_NL__2PRFIN20041220_114451_000000422033_00095_14678_7420.N1	20-DEC-2004 11:44:51	Dark	41.500	71	Iot Car	2.2460	7700.0	83	14678	No
249	GOM_NL__2PRFIN20041220_114640_000000412033_00095_14678_7421.N1	20-DEC-2004 11:46:40	Dark	41.000	41	Eps Car	1.8600	4100.0	82	14678	No
250	GOM_NL__2PRFIN20041220_114935_000000542033_00095_14678_7422.N1	20-DEC-2004 11:49:35	Dark	53.500	34	Gam2Vel	1.7930	23000.	107	14678	No
251	GOM_NL__2PRFIN20041220_115122_000000492033_00095_14678_7423.N1	20-DEC-2004 11:51:22	Dark	48.500	2	Alp Car	-0.73600	7000.0	97	14678	No
252	GOM_NL__2PRFIN20041220_115416_000000562033_00095_14678_7424.N1	20-DEC-2004 11:54:16	Dark	55.500	117	Pi Pup	2.7060	3800.0	111	14678	No
253	GOM_NL__2PRFIN20041220_115722_000000542033_00095_14678_7425.N1	20-DEC-2004 11:57:22	Straylight	53.500	23	21Eps CMa	1.5020	26000.	107	14678	No
254	GOM_NL__2PRFIN20041220_115902_000000552033_00095_14678_7426.N1	20-DEC-2004 11:59:02	Straylight	55.000	179	24Omi2CMa	3.0320	24000.	110	14678	No
255	GOM_NL__2PRFIN20041220_120155_000000622033_00095_14678_7427.N1	20-DEC-2004 12:01:55	Straylight	61.500	1	9Alp CMa	-1.4400	11000.	123	14678	No
256	GOM_NL__2PRFIN20041220_120506_000000522033_00095_14678_7428.N1	20-DEC-2004 12:05:06	Straylight	52.000	7	19Bet Ori	0.10000	14000.	104	14678	No
257	GOM_NL__2PRFIN20041220_120713_000000482033_00095_14678_7429.N1	20-DEC-2004 12:07:13	Straylight	48.000	30	46Eps Ori	1.6940	30000.	96	14678	No
258	GOM_NL__2PRFIN20041220_121008_000000622033_00095_14678_7430.N1	20-DEC-2004 12:10:08	Twi_and_stray	61.500	14	58Alp Ori	0.87000	3000.0	123	14678	No
259	GOM_NL__2PRFIN20041220_121220_000000522033_00095_14678_7431.N1	20-DEC-2004 12:12:20	Twi_and_stray	52.000	13	87Alp Tau	0.86700	3800.0	104	14678	No
260	GOM_NL__2PRFIN20041220_121441_000000392033_00095_14678_7432.N1	20-DEC-2004 12:14:41	Bright	38.500	146	25Eta Tau	2.8730	15200.	77	14678	No
261	GOM_NL__2PRFIN20041220_121617_000000432033_00095_14678_7433.N1	20-DEC-2004 12:16:17	Bright	43.000	28	12Bet Tau	1.6500	15200.	86	14678	No
262	GOM_NL__2PRFIN20041220_121902_000000372033_00095_14678_7434.N1	20-DEC-2004 12:19:02	Bright	37.000	149	45Eps Per	2.8880	30000.	74	14678	No
263	GOM_NL__2PRFIN20041220_122116_000000372033_00095_14678_7435.N1	20-DEC-2004 12:21:16	Bright	37.000	175	39Del Per	3.0100	19400.	74	14678	No
264	GOM_NL__2PRFIN20041220_122308_000000382033_00095_14678_7436.N1	20-DEC-2004 12:23:08	Bright	37.500	160	23Gam Per	2.9300	4700.0	75	14678	No
265	GOM_NL__2PRFIN20041220_122634_000000372033_00095_14678_7437.N1	20-DEC-2004 12:26:34	Bright	37.000	110	37Del Cas	2.6780	8900.0	74	14678	No
266	GOM_NL__2PRFIN20041220_123254_000000392033_00095_14678_7438.N1	20-DEC-2004 12:32:54	Bright	38.500	49	1Alp UMi	1.9900	6300.0	77	14678	No
267	GOM_NL__2PRFIN20041220_123734_000000392033_00095_14678_7439.N1	20-DEC-2004 12:37:34	Bright	39.000	60	7Bet UMi	2.0810	3950.0	78	14678	No
268	GOM_NL__2PRFIN20041220_124100_000000372033_00095_14678_7440.N1	20-DEC-2004 12:41:00	Bright	37.000	119	14Eta Dra	2.7270	4700.0	74	14678	No
269	GOM_NL__2PRFIN20041220_124242_000000442033_00095_14678_7441.N1	20-DEC-2004 12:42:42	Bright	43.500	55	79Zet UMa	2.0600	10200.	87	14678	No
270	GOM_NL__2PRFIN20041220_124443_000000442033_00095_14678_7442.N1	20-DEC-2004 12:44:43	Bright	43.500	39	85Eta UMa	1.8540	24000.	87	14678	No
271	GOM_NL__2PRFIN20041220_124816_000000392033_00095_14678_7443.N1	20-DEC-2004 12:48:16	Bright	38.500	180	27Gam Boo	3.0400	8000.0	77	14678	No
272	GOM_NL__2PRFIN20041220_125134_000000392033_00095_14678_7444.N1	20-DEC-2004 12:51:34	Bright	39.000	83		2.3780	11000.	78	14678	No
273	GOM_NL__2PRFIN20041220_125506_000000452033_00095_14678_7445.N1	20-DEC-2004 12:55:06	Bright	45.000	111	8Eta Boo	2.6800	6000.0	90	14678	No
274	GOM_NL__2PRFIN20041220_125642_000000362033_00095_14678_7446.N1	20-DEC-2004 12:56:42	Bright	35.500	102	24Alp Ser	2.6000	4250.0	71	14678	No
275	GOM_NL__2PRFIN20041220_125933_000000612033_00095_14678_7447.N1	20-DEC-2004 12:59:33	Bright	61.000	138	47Eps Vir	2.8280	4700.0	122	14678	No
276	GOM_NL__2PRFIN20041220_130348_000000392033_00095_14678_7448.N1	20-DEC-2004 13:03:48	Bright	38.500	122	9Alp2Lib	2.7470	9700.0	77	14678	No
277	GOM_NL__2PRFIN20041220_130533_000000572033_00095_14678_7449.N1	20-DEC-2004 13:05:33	Twi_and_stray	57.000	15	67Alp Vir	0.97600	28000.	114	14678	No
278	GOM_NL__2PRFIN20041220_130905_000000532033_00095_14678_7450.N1	20-DEC-2004 13:09:05	Dark	52.500	169	46Gam Hya	2.9910	4700.0	105	14678	No

279	GOM_NL__2PRFIN20041220_131103_000000412033_00095_14678_7451.N1	20-DEC-2004 13:11:03	Dark	40.500	81	Eta Cen	2.3560	28000.	81	14678	No
280	GOM_NL__2PRFIN20041220_131216_000000402033_00095_14678_7452.N1	20-DEC-2004 13:12:16	Dark	40.000	78	Alp Lup	2.3040	28000.	80	14678	No
281	GOM_NL__2PRFIN20041220_131545_000000522033_00095_14678_7453.N1	20-DEC-2004 13:15:45	Dark	51.500	4	Alp1Cen	-0.010000	5800.0	103	14678	No
282	GOM_NL__2PRFIN20041220_145808_000000402033_00097_14680_7419.N1	20-DEC-2004 14:58:08	Dark	39.500	145	Gam TrA	2.8720	10600.	79	14680	No
283	GOM_NL__2PRFIN20041220_145936_000000442033_00097_14680_7420.N1	20-DEC-2004 14:59:36	Dark	44.000	12	Alp1Cru	0.77500	30000.	88	14680	No
284	GOM_NL__2PRFIN20041220_150434_000000392033_00097_14680_7421.N1	20-DEC-2004 15:04:34	Dark	39.000	159	Ups Car	2.9200	7200.0	78	14680	No
285	GOM_NL__2PRFIN20041220_150604_000000442033_00097_14680_7422.N1	20-DEC-2004 15:06:04	Dark	43.500	71	Iot Car	2.2460	7700.0	87	14680	No
286	GOM_NL__2PRFIN20041220_150753_000000462033_00097_14680_7423.N1	20-DEC-2004 15:07:53	Dark	46.000	41	Eps Car	1.8600	4100.0	92	14680	No
287	GOM_NL__2PRFIN20041220_151047_000000492033_00097_14680_7424.N1	20-DEC-2004 15:10:47	Dark	48.500	34	Gam2Vel	1.7930	23000.	97	14680	No
288	GOM_NL__2PRFIN20041220_151233_000000492033_00097_14680_7425.N1	20-DEC-2004 15:12:33	Dark	48.500	2	Alp Car	-0.73600	7000.0	97	14680	No
289	GOM_NL__2PRFIN20041220_151528_000000552033_00097_14680_7426.N1	20-DEC-2004 15:15:28	Dark	54.500	117	Pi Pup	2.7060	3800.0	109	14680	No
290	GOM_NL__2PRFIN20041220_152015_000000552033_00097_14680_7427.N1	20-DEC-2004 15:20:15	Straylight	54.500	179	24Omi2CMa	3.0320	24000.	109	14680	No
291	GOM_NL__2PRFIN20041220_152304_000000682033_00097_14680_7428.N1	20-DEC-2004 15:23:04	Straylight	68.000	1	9Alp CMa	-1.4400	11000.	136	14680	No
292	GOM_NL__2PRFIN20041220_152618_000000522033_00097_14680_7429.N1	20-DEC-2004 15:26:18	Straylight	51.500	7	19Bet Ori	0.10000	14000.	103	14680	No
293	GOM_NL__2PRFIN20041220_152824_000000492033_00097_14680_7430.N1	20-DEC-2004 15:28:24	Straylight	48.500	30	46Eps Ori	1.6940	30000.	97	14680	No
294	GOM_NL__2PRFIN20041220_153118_000000622033_00097_14680_7431.N1	20-DEC-2004 15:31:18	Twi_and_stray	61.500	14	58Alp Ori	0.87000	3000.0	123	14680	No
295	GOM_NL__2PRFIN20041220_153331_000000522033_00097_14680_7432.N1	20-DEC-2004 15:33:31	Twi_and_stray	52.000	13	87Alp Tau	0.86700	3800.0	104	14680	No
296	GOM_NL__2PRFIN20041220_153553_000000382033_00097_14680_7433.N1	20-DEC-2004 15:35:53	Bright	37.500	146	25Eta Tau	2.8730	15200.	75	14680	No
297	GOM_NL__2PRFIN20041220_153729_000000442033_00097_14680_7434.N1	20-DEC-2004 15:37:29	Bright	44.000	28	12Bet Tau	1.6500	15200.	88	14680	No
298	GOM_NL__2PRFIN20041220_154014_000000372033_00097_14680_7435.N1	20-DEC-2004 15:40:14	Bright	37.000	149	45Eps Per	2.8880	30000.	74	14680	No
299	GOM_NL__2PRFIN20041220_154227_000000362033_00097_14680_7436.N1	20-DEC-2004 15:42:27	Bright	36.000	175	39Del Per	3.0100	19400.	72	14680	No
300	GOM_NL__2PRFIN20041220_154420_000000402033_00097_14680_7437.N1	20-DEC-2004 15:44:20	Bright	39.500	160	23Gam Per	2.9300	4700.0	79	14680	No
301	GOM_NL__2PRFIN20041220_154748_000000392033_00097_14680_7438.N1	20-DEC-2004 15:47:48	Bright	38.500	110	37Del Cas	2.6780	8900.0	77	14680	No
302	GOM_NL__2PRFIN20041220_155405_000000392033_00097_14680_7439.N1	20-DEC-2004 15:54:05	Bright	39.000	49	1Alp UMi	1.9900	6300.0	78	14680	No
303	GOM_NL__2PRFIN20041220_155847_000000392033_00097_14680_7440.N1	20-DEC-2004 15:58:47	Bright	38.500	60	7Bet UMi	2.0810	3950.0	77	14680	No
304	GOM_NL__2PRFIN20041220_160210_000000402033_00097_14680_7441.N1	20-DEC-2004 16:02:10	Bright	40.000	119	14Eta Dra	2.7270	4700.0	80	14680	No
305	GOM_NL__2PRFIN20041220_160354_000000422033_00097_14680_7442.N1	20-DEC-2004 16:03:54	Bright	41.500	55	79Zet UMa	2.0600	10200.	83	14680	No
306	GOM_NL__2PRFIN20041220_160555_000000452033_00097_14680_7443.N1	20-DEC-2004 16:05:55	Bright	45.000	39	85Eta UMa	1.8540	24000.	90	14680	No
307	GOM_NL__2PRFIN20041220_160927_000000402033_00097_14680_7444.N1	20-DEC-2004 16:09:27	Bright	40.000	180	27Gam Boo	3.0400	8000.0	80	14680	No
308	GOM_NL__2PRFIN20041220_161246_000000412033_00097_14680_7445.N1	20-DEC-2004 16:12:46	Bright	41.000	83		2.3780	11000.	82	14680	No
309	GOM_NL__2PRFIN20041220_161618_000000452033_00097_14680_7446.N1	20-DEC-2004 16:16:18	Bright	45.000	111	8Eta Boo	2.6800	6000.0	90	14680	No
310	GOM_NL__2PRFIN20041220_162046_000000632033_00097_14680_7447.N1	20-DEC-2004 16:20:46	Bright	62.500	138	47Eps Vir	2.8280	4700.0	125	14680	No
311	GOM_NL__2PRFIN20041220_162501_000000392033_00097_14680_7448.N1	20-DEC-2004 16:25:01	Bright	38.500	122	9Alp2Lib	2.7470	9700.0	77	14680	No
312	GOM_NL__2PRFIN20041220_162647_000000592033_00097_14680_7449.N1	20-DEC-2004 16:26:47	Twi_and_stray	59.000	15	67Alp Vir	0.97600	28000.	118	14680	No
313	GOM_NL__2PRFIN20041220_163018_000000492033_00097_14680_7450.N1	20-DEC-2004 16:30:18	Dark	48.500	169	46Gam Hya	2.9910	4700.0	97	14680	No
314	GOM_NL__2PRFIN20041220_163204_000000412033_00097_14680_7451.N1	20-DEC-2004 16:32:04	Dark	41.000	109	Bet Lup	2.6770	26000.	82	14680	No
315	GOM_NL__2PRFIN20041220_163338_000000662033_00097_14680_7452.N1	20-DEC-2004 16:33:38	Dark	66.000	100	4Gam Crv	2.5800	13100.	132	14680	No
316	GOM_NL__2PRFIN20041220_163657_000000522033_00097_14680_7453.N1	20-DEC-2004 16:36:57	Dark	52.000	4	Alp1Cen	-0.010000	5800.0	104	14680	No
317	GOM_NL__2PRFIN20041220_163843_000000382033_00098_14681_7419.N1	20-DEC-2004 16:38:43	Dark	38.000	145	Gam TrA	2.8720	10600.	76	14681	No
318	GOM_NL__2PRFIN20041220_164012_000000432033_00098_14681_7420.N1	20-DEC-2004 16:40:12	Dark	42.500	12	Alp1Cru	0.77500	30000.	85	14681	No
319	GOM_NL__2PRFIN20041220_164511_000000402033_00098_14681_7421.N1	20-DEC-2004 16:45:11	Dark	40.000	159	Ups Car	2.9200	7200.0	80	14681	No
320	GOM_NL__2PRFIN20041220_164641_000000432033_00098_14681_7422.N1	20-DEC-2004 16:46:41	Dark	43.000	71	Iot Car	2.2460	7700.0	86	14681	No
321	GOM_NL__2PRFIN20041220_164829_000000572033_00098_14681_7423.N1	20-DEC-2004 16:48:29	Dark	57.000	41	Eps Car	1.8600	4100.0	114	14681	No
322	GOM_NL__2PRFIN20041220_165124_000000372033_00098_14681_7424.N1	20-DEC-2004 16:51:24	Dark	37.000	34	Gam2Vel	1.7930	23000.	74	14681	No
323	GOM_NL__2PRFIN20041220_165605_000000562033_00098_14681_7425.N1	20-DEC-2004 16:56:05	Dark	56.000	117	Pi Pup	2.7060	3800.0	112	14681	Yes
324	GOM_NL__2PRFIN20041220_165911_000000552033_00098_14681_7426.N1	20-DEC-2004 16:59:11	Straylight	55.000	23	21Eps CMa	1.5020	26000.	110	14681	No
325	GOM_NL__2PRFIN20041220_170053_000000562033_00098_14681_7427.N1	20-DEC-2004 17:00:53	Straylight	56.000	179	24Omi2CMa	3.0320	24000.	112	14681	No
326	GOM_NL__2PRFIN20041220_170343_000000682033_00098_14681_7428.N1	20-DEC-2004 17:03:43	Straylight	67.500	1	9Alp CMa	-1.4400	11000.	135	14681	No
327	GOM_NL__2PRFIN20041220_170654_000000472033_00098_14681_7429.N1	20-DEC-2004 17:06:54	Straylight	47.000	7	19Bet Ori	0.10000	14000.	94	14681	No
328	GOM_NL__2PRFIN20041220_170901_000000462033_00098_14681_7430.N1	20-DEC-2004 17:09:01	Straylight	46.000	30	46Eps Ori	1.6940	30000.	92	14681	No
329	GOM_NL__2PRFIN20041220_171155_000000622033_00098_14681_7431.N1	20-DEC-2004 17:11:55	Twi_and_stray	62.000	14	58Alp Ori	0.87000	3000.0	124	14681	No
330	GOM_NL__2PRFIN20041220_171408_000000522033_00098_14681_7432.N1	20-DEC-2004 17:14:08	Twi_and_stray	52.000	13	87Alp Tau	0.86700	3800.0	104	14681	No
331	GOM_NL__2PRFIN20041220_171630_000000382033_00098_14681_7433.N1	20-DEC-2004 17:16:30	Bright	37.500	146	25Eta Tau	2.8730	15200.	75	14681	No
332	GOM_NL__2PRFIN20041220_171805_000000442033_00098_14681_7434.N1	20-DEC-2004 17:18:05	Bright	43.500	28	12Bet Tau	1.6500	15200.	87	14681	No
333	GOM_NL__2PRFIN20041220_172050_000000372033_00098_14681_7435.N1	20-DEC-2004 17:20:50	Bright	37.000	149	45Eps Per	2.8880	30000.	74	14681	No
334	GOM_NL__2PRFIN20041220_172304_000000352033_00098_14681_7436.N1	20-DEC-2004 17:23:04	Bright	35.000	175	39Del Per	3.0100	19400.	70	14681	No
335	GOM_NL__2PRFIN20041220_172457_000000372033_00098_14681_7437.N1	20-DEC-2004 17:24:57	Bright	37.000	160	23Gam Per	2.9300	4700.0	74	14681	No
336	GOM_NL__2PRFIN20041220_172824_000000372033_00098_14681_7438.N1	20-DEC-2004 17:28:24	Bright	37.000	110	37Del Cas	2.6780	8900.0	74	14681	No
337	GOM_NL__2PRFIN20041220_173442_000000392033_00098_14681_7439.N1	20-DEC-2004 17:34:42	Bright	39.000	49	1Alp UMi	1.9900	6300.0	78	14681	No



338	GOM_NL__2PRFIN20041220_173923_000000402033_00098_14681_7440.N1	20-DEC-2004 17:39:23	Bright	39.500	60	7Bet UMi	2.0810	3950.0	79	14681	No
339	GOM_NL__2PRFIN20041220_174249_000000402033_00098_14681_7441.N1	20-DEC-2004 17:42:49	Bright	39.500	119	14Eta Dra	2.7270	4700.0	79	14681	No
340	GOM_NL__2PRFIN20041220_174430_000000442033_00098_14681_7442.N1	20-DEC-2004 17:44:30	Bright	43.500	55	79Zet UMa	2.0600	10200.	87	14681	No
341	GOM_NL__2PRFIN20041220_174631_000000442033_00098_14681_7443.N1	20-DEC-2004 17:46:31	Bright	43.500	39	85Eta UMa	1.8540	24000.	87	14681	No
342	GOM_NL__2PRFIN20041220_175004_000000382033_00098_14681_7444.N1	20-DEC-2004 17:50:04	Bright	38.000	180	27Gam Boo	3.0400	8000.0	76	14681	No
343	GOM_NL__2PRFIN20041220_175323_000000492033_00098_14681_7445.N1	20-DEC-2004 17:53:23	Bright	49.000	83		2.3780	11000.	98	14681	No
344	GOM_NL__2PRFIN20041220_175654_000000462033_00098_14681_7446.N1	20-DEC-2004 17:56:54	Bright	45.500	111	8Eta Boo	2.6800	6000.0	91	14681	No
345	GOM_NL__2PRFIN20041220_180123_000000632033_00098_14681_7447.N1	20-DEC-2004 18:01:23	Bright	63.000	138	47Eps Vir	2.8280	4700.0	126	14681	No
346	GOM_NL__2PRFIN20041220_180538_000000542033_00098_14681_7448.N1	20-DEC-2004 18:05:38	Bright	54.000	122	9Alp2Lib	2.7470	9700.0	108	14681	No
347	GOM_NL__2PRFIN20041220_180724_000000612033_00098_14681_7449.N1	20-DEC-2004 18:07:24	Tw_i_and_stray	61.000	15	67Alp Vir	0.97600	28000.	122	14681	No
348	GOM_NL__2PRFIN20041220_181055_000000502033_00098_14681_7450.N1	20-DEC-2004 18:10:55	Dark	50.000	169	46Gam Hya	2.9910	4700.0	100	14681	No
349	GOM_NL__2PRFIN20041220_181241_000000382033_00098_14681_7451.N1	20-DEC-2004 18:12:41	Dark	38.000	109	Bet Lup	2.6770	26000.	76	14681	No
350	GOM_NL__2PRFIN20041220_181416_000000652033_00098_14681_7452.N1	20-DEC-2004 18:14:16	Dark	65.000	100	4Gam Crv	2.5800	13100.	130	14681	No
351	GOM_NL__2PRFIN20041220_181734_000000452033_00098_14681_7453.N1	20-DEC-2004 18:17:34	Dark	45.000	4	Alp1Cen	-0.010000	5800.0	90	14681	No
352	GOM_NL__2PRFIN20041220_181920_000000382033_00099_14682_7419.N1	20-DEC-2004 18:19:20	Dark	38.000	145	Gam TrA	2.8720	10600.	76	14682	No
353	GOM_NL__2PRFIN20041220_182049_000000482033_00099_14682_7420.N1	20-DEC-2004 18:20:49	Dark	48.000	12	Alp1Cru	0.77500	30000.	96	14682	No
354	GOM_NL__2PRFIN20041220_182548_000000402033_00099_14682_7421.N1	20-DEC-2004 18:25:48	Dark	40.000	159	Ups Car	2.9200	7200.0	80	14682	No
355	GOM_NL__2PRFIN20041220_182717_000000412033_00099_14682_7422.N1	20-DEC-2004 18:27:17	Dark	41.000	71	Iot Car	2.2460	7700.0	82	14682	No
356	GOM_NL__2PRFIN20041220_182906_000000542033_00099_14682_7423.N1	20-DEC-2004 18:29:06	Dark	53.500	41	Eps Car	1.8600	4100.0	107	14682	No
357	GOM_NL__2PRFIN20041220_183347_000000542033_00099_14682_7424.N1	20-DEC-2004 18:33:47	Dark	54.000	2	Alp Car	-0.73600	7000.0	108	14682	No
358	GOM_NL__2PRFIN20041220_183642_000000542033_00099_14682_7425.N1	20-DEC-2004 18:36:42	Dark	54.000	117	Pi Pup	2.7060	3800.0	108	14682	No
359	GOM_NL__2PRFIN20041220_183948_000000522033_00099_14682_7426.N1	20-DEC-2004 18:39:48	Straylight	51.500	23	21Eps CMa	1.5020	26000.	103	14682	No
360	GOM_NL__2PRFIN20041220_184130_000000532033_00099_14682_7427.N1	20-DEC-2004 18:41:30	Straylight	52.500	179	24Omi2CMa	3.0320	24000.	105	14682	No
361	GOM_NL__2PRFIN20041220_184419_000000612033_00099_14682_7428.N1	20-DEC-2004 18:44:19	Straylight	60.500	1	9Alp CMa	-1.4400	11000.	121	14682	No
362	GOM_NL__2PRFIN20041220_184730_000000482033_00099_14682_7429.N1	20-DEC-2004 18:47:30	Straylight	47.500	7	19Bet Ori	0.10000	14000.	95	14682	No
363	GOM_NL__2PRFIN20041220_184937_000000482033_00099_14682_7430.N1	20-DEC-2004 18:49:37	Straylight	48.000	30	46Eps Ori	1.6940	30000.	96	14682	No
364	GOM_NL__2PRFIN20041220_185231_000000562033_00099_14682_7431.N1	20-DEC-2004 18:52:31	Tw_i_and_stray	55.500	14	58Alp Ori	0.87000	3000.0	111	14682	No
365	GOM_NL__2PRFIN20041220_185445_000000522033_00099_14682_7432.N1	20-DEC-2004 18:54:45	Tw_i_and_stray	52.000	13	87Alp Tau	0.86700	3800.0	104	14682	No
366	GOM_NL__2PRFIN20041220_185706_000000392033_00099_14682_7433.N1	20-DEC-2004 18:57:06	Bright	39.000	146	25Eta Tau	2.8730	15200.	78	14682	No
367	GOM_NL__2PRFIN20041220_185841_000000432033_00099_14682_7434.N1	20-DEC-2004 18:58:41	Bright	43.000	28	12Bet Tau	1.6500	15200.	86	14682	No
368	GOM_NL__2PRFIN20041220_190127_000000362033_00099_14682_7435.N1	20-DEC-2004 19:01:27	Bright	35.500	149	45Eps Per	2.8880	30000.	71	14682	No
369	GOM_NL__2PRFIN20041220_190340_000000362033_00099_14682_7436.N1	20-DEC-2004 19:03:40	Bright	36.000	175	39Del Per	3.0100	19400.	72	14682	No
370	GOM_NL__2PRFIN20041220_190534_000000362033_00099_14682_7437.N1	20-DEC-2004 19:05:34	Bright	36.000	160	23Gam Per	2.9300	4700.0	72	14682	No
371	GOM_NL__2PRFIN20041220_190901_000000382033_00099_14682_7438.N1	20-DEC-2004 19:09:01	Bright	38.000	110	37Del Cas	2.6780	8900.0	76	14682	No
372	GOM_NL__2PRFIN20041220_191519_000000382033_00099_14682_7439.N1	20-DEC-2004 19:15:19	Bright	38.000	49	1Alp UMi	1.9900	6300.0	76	14682	No
373	GOM_NL__2PRFIN20041220_191958_000000392033_00099_14682_7440.N1	20-DEC-2004 19:19:58	Bright	38.500	60	7Bet UMi	2.0810	3950.0	77	14682	No
374	GOM_NL__2PRFIN20041220_192325_000000382033_00099_14682_7441.N1	20-DEC-2004 19:23:25	Bright	37.500	119	14Eta Dra	2.7270	4700.0	75	14682	No
375	GOM_NL__2PRFIN20041220_192505_000000452033_00099_14682_7442.N1	20-DEC-2004 19:25:05	Bright	44.500	55	79Zet UMa	2.0600	10200.	89	14682	No
376	GOM_NL__2PRFIN20041220_192708_000000432033_00099_14682_7443.N1	20-DEC-2004 19:27:08	Bright	43.000	39	85Eta UMa	1.8540	24000.	86	14682	No
377	GOM_NL__2PRFIN20041220_193040_000000392033_00099_14682_7444.N1	20-DEC-2004 19:30:40	Bright	38.500	180	27Gam Boo	3.0400	8000.0	77	14682	No
378	GOM_NL__2PRFIN20041220_193400_000000412033_00099_14682_7445.N1	20-DEC-2004 19:34:00	Bright	40.500	83		2.3780	11000.	81	14682	No
379	GOM_NL__2PRFIN20041220_193730_000000462033_00099_14682_7446.N1	20-DEC-2004 19:37:30	Bright	45.500	111	8Eta Boo	2.6800	6000.0	91	14682	No
380	GOM_NL__2PRFIN20041220_194159_000000642033_00099_14682_7447.N1	20-DEC-2004 19:41:59	Bright	64.000	138	47Eps Vir	2.8280	4700.0	128	14682	No
381	GOM_NL__2PRFIN20041220_194614_000000542033_00099_14682_7448.N1	20-DEC-2004 19:46:14	Bright	54.000	122	9Alp2Lib	2.7470	9700.0	108	14682	No
382	GOM_NL__2PRFIN20041220_194801_000000572033_00099_14682_7449.N1	20-DEC-2004 19:48:01	Tw_i_and_stray	57.000	15	67Alp Vir	0.97600	28000.	114	14682	No
383	GOM_NL__2PRFIN20041220_195132_000000502033_00099_14682_7450.N1	20-DEC-2004 19:51:32	Dark	50.000	169	46Gam Hya	2.9910	4700.0	100	14682	No
384	GOM_NL__2PRFIN20041220_195318_000000392033_00099_14682_7451.N1	20-DEC-2004 19:53:18	Dark	38.500	109	Bet Lup	2.6770	26000.	77	14682	No
385	GOM_NL__2PRFIN20041220_195454_000000672033_00099_14682_7452.N1	20-DEC-2004 19:54:54	Dark	66.500	100	4Gam Crv	2.5800	13100.	133	14682	No
386	GOM_NL__2PRFIN20041220_195811_000000452033_00099_14682_7453.N1	20-DEC-2004 19:58:11	Dark	45.000	4	Alp1Cen	-0.010000	5800.0	90	14682	No
387	GOM_NL__2PRFIN20041220_195956_000000382033_00100_14683_8244.N1	20-DEC-2004 19:59:56	Dark	37.500	145	Gam TrA	2.8720	10600.	75	14683	No
388	GOM_NL__2PRFIN20041220_200126_000000432033_00100_14683_8245.N1	20-DEC-2004 20:01:26	Dark	42.500	12	Alp1Cru	0.77500	30000.	85	14683	No
389	GOM_NL__2PRFIN20041220_200624_000000402033_00100_14683_8246.N1	20-DEC-2004 20:06:24	Dark	40.000	159	Ups Car	2.9200	7200.0	80	14683	No
390	GOM_NL__2PRFIN20041220_200754_000000432033_00100_14683_8247.N1	20-DEC-2004 20:07:54	Dark	42.500	71	Iot Car	2.2460	7700.0	85	14683	No
391	GOM_NL__2PRFIN20041220_200943_000000442033_00100_14683_8248.N1	20-DEC-2004 20:09:43	Dark	44.000	41	Eps Car	1.8600	4100.0	88	14683	No
392	GOM_NL__2PRFIN20041220_201238_000000482033_00100_14683_8249.N1	20-DEC-2004 20:12:38	Dark	47.500	34	Gam2Vel	1.7930	23000.	95	14683	No
393	GOM_NL__2PRFIN20041220_201424_000000482033_00100_14683_8250.N1	20-DEC-2004 20:14:24	Dark	47.500	2	Alp Car	-0.73600	7000.0	95	14683	No
394	GOM_NL__2PRFIN20041220_201717_000000582033_00100_14683_8251.N1	20-DEC-2004 20:17:17	Dark	57.500	117	Pi Pup	2.7060	3800.0	115	14683	No
395	GOM_NL__2PRFIN20041220_202024_000000522033_00100_14683_8252.N1	20-DEC-2004 20:20:24	Straylight	52.000	23	21Eps CMa	1.5020	26000.	104	14683	No
396	GOM_NL__2PRFIN20041220_202206_000000522033_00100_14683_8253.N1	20-DEC-2004 20:22:06	Straylight	52.000	179	24Omi2CMa	3.0320	24000.	104	14683	No



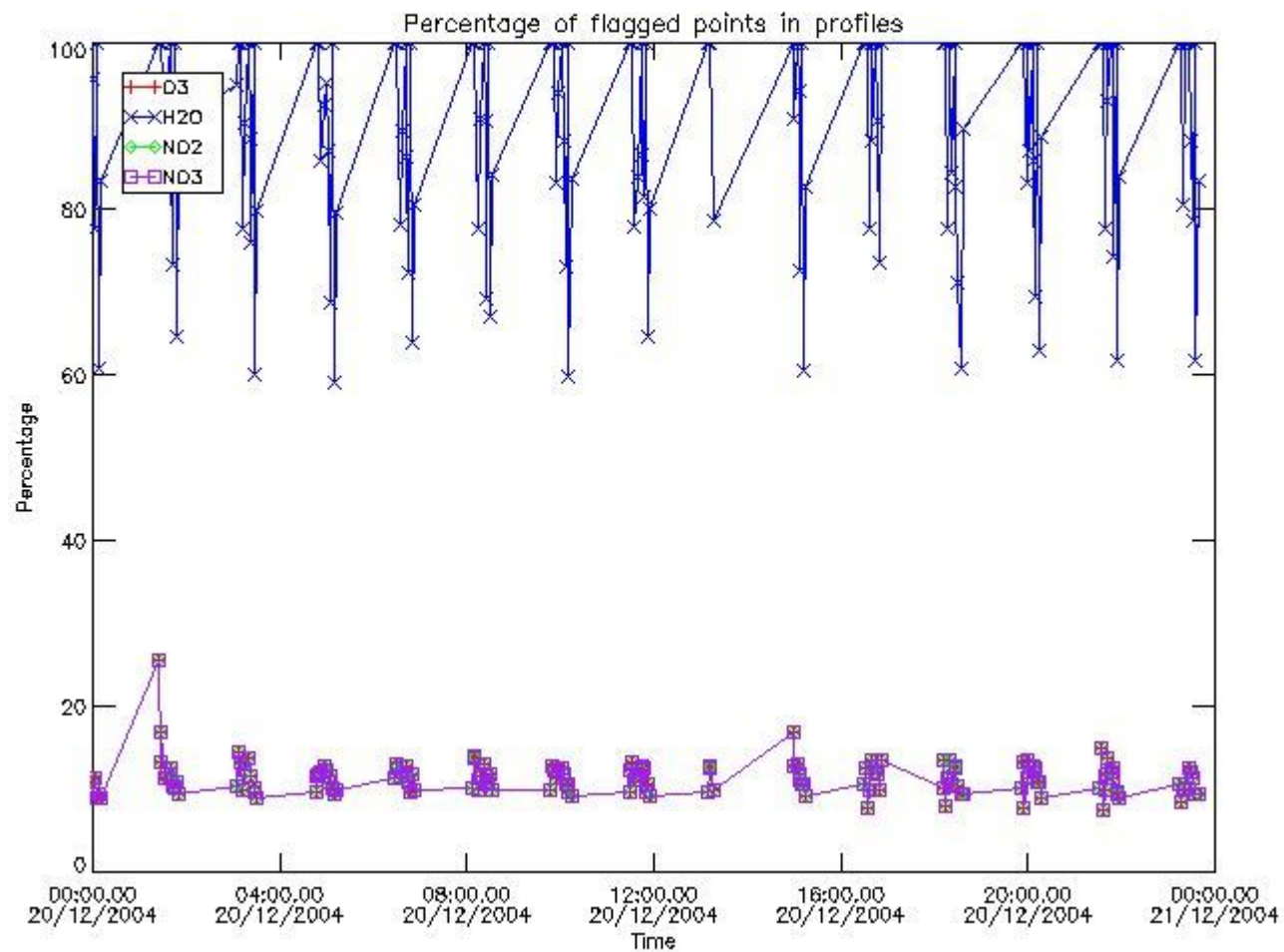
397	GOM_NL__2PRFIN20041220_202455_000000682033_00100_14683_8254.N1	20-DEC-2004 20:24:55	Straylight	67.500	1	9Alp CMa	-1.4400	11000.	135	14683	No
398	GOM_NL__2PRFIN20041220_202806_000000542033_00100_14683_8255.N1	20-DEC-2004 20:28:06	Straylight	54.000	7	19Bet Ori	0.10000	14000.	108	14683	No
399	GOM_NL__2PRFIN20041220_203013_000000512033_00100_14683_8256.N1	20-DEC-2004 20:30:13	Straylight	50.500	30	46Eps Ori	1.6940	30000.	101	14683	No
400	GOM_NL__2PRFIN20041220_203306_000000552033_00100_14683_8257.N1	20-DEC-2004 20:33:06	Tw_i_and_stray	55.000	14	58Alp Ori	0.87000	3000.0	110	14683	No
401	GOM_NL__2PRFIN20041220_203521_000000462033_00100_14683_8258.N1	20-DEC-2004 20:35:21	Tw_i_and_stray	46.000	13	87Alp Tau	0.86700	3800.0	92	14683	No
402	GOM_NL__2PRFIN20041220_203742_000000392033_00100_14683_8259.N1	20-DEC-2004 20:37:42	Bright	38.500	146	25Eta Tau	2.8730	15200.	77	14683	No
403	GOM_NL__2PRFIN20041220_203917_000000432033_00100_14683_8260.N1	20-DEC-2004 20:39:17	Bright	42.500	28	12Bet Tau	1.6500	15200.	85	14683	No
404	GOM_NL__2PRFIN20041220_204203_000000372033_00100_14683_8261.N1	20-DEC-2004 20:42:03	Bright	36.500	149	45Eps Per	2.8880	30000.	73	14683	No
405	GOM_NL__2PRFIN20041220_204417_000000362033_00100_14683_8262.N1	20-DEC-2004 20:44:17	Bright	35.500	175	39Del Per	3.0100	19400.	71	14683	No
406	GOM_NL__2PRFIN20041220_204610_000000352033_00100_14683_8263.N1	20-DEC-2004 20:46:10	Bright	34.500	160	23Gam Per	2.9300	4700.0	69	14683	No
407	GOM_NL__2PRFIN20041220_204937_000000382033_00100_14683_8264.N1	20-DEC-2004 20:49:37	Bright	37.500	110	37Del Cas	2.6780	8900.0	75	14683	No
408	GOM_NL__2PRFIN20041220_205554_000000382033_00100_14683_8265.N1	20-DEC-2004 20:55:54	Bright	37.500	49	1Alp UMi	1.9900	6300.0	75	14683	No
409	GOM_NL__2PRFIN20041220_210034_000000402033_00100_14683_8266.N1	20-DEC-2004 21:00:34	Bright	39.500	60	7Bet UMi	2.0810	3950.0	79	14683	No
410	GOM_NL__2PRFIN20041220_210401_000000382033_00100_14683_8267.N1	20-DEC-2004 21:04:01	Bright	37.500	119	14Eta Dra	2.7270	4700.0	75	14683	No
411	GOM_NL__2PRFIN20041220_210541_000000612033_00100_14683_8268.N1	20-DEC-2004 21:05:41	Bright	61.000	55	79Zet UMa	2.0600	10200.	122	14683	No
412	GOM_NL__2PRFIN20041220_210744_000000582033_00100_14683_8269.N1	20-DEC-2004 21:07:44	Bright	57.500	39	85Eta UMa	1.8540	24000.	115	14683	No
413	GOM_NL__2PRFIN20041220_211116_000000412033_00100_14683_8270.N1	20-DEC-2004 21:11:16	Bright	40.500	180	27Gam Boo	3.0400	8000.0	81	14683	No
414	GOM_NL__2PRFIN20041220_211436_000000382033_00100_14683_8271.N1	20-DEC-2004 21:14:36	Bright	38.000	83		2.3780	11000.	76	14683	No
415	GOM_NL__2PRFIN20041220_211807_000000642033_00100_14683_8272.N1	20-DEC-2004 21:18:07	Bright	63.500	111	8Eta Boo	2.6800	6000.0	127	14683	No
416	GOM_NL__2PRFIN20041220_212650_000000442033_00100_14683_8273.N1	20-DEC-2004 21:26:50	Bright	44.000	122	9Alp2Lib	2.7470	9700.0	88	14683	No
417	GOM_NL__2PRFIN20041220_212838_000000602033_00100_14683_8274.N1	20-DEC-2004 21:28:38	Tw_i_and_stray	60.000	15	67Alp Vir	0.97600	28000.	120	14683	No
418	GOM_NL__2PRFIN20041220_213208_000000512033_00100_14683_8275.N1	20-DEC-2004 21:32:08	Dark	50.500	169	46Gam Hya	2.9910	4700.0	101	14683	No
419	GOM_NL__2PRFIN20041220_213353_000000382033_00100_14683_8276.N1	20-DEC-2004 21:33:53	Dark	37.500	109	Bet Lup	2.6770	26000.	75	14683	No
420	GOM_NL__2PRFIN20041220_213531_000000682033_00100_14683_8277.N1	20-DEC-2004 21:35:31	Dark	68.000	100	4Gam Crv	2.5800	13100.	136	14683	No
421	GOM_NL__2PRFIN20041220_213846_000000522033_00100_14683_8278.N1	20-DEC-2004 21:38:46	Dark	52.000	4	Alp1Cen	-0.010000	5800.0	104	14683	No
422	GOM_NL__2PRFIN20041220_214032_000000372033_00101_14684_8244.N1	20-DEC-2004 21:40:32	Dark	37.000	145	Gam TrA	2.8720	10600.	74	14684	No
423	GOM_NL__2PRFIN20041220_214202_000000432033_00101_14684_8245.N1	20-DEC-2004 21:42:02	Dark	43.000	12	Alp1Cru	0.77500	30000.	86	14684	No
424	GOM_NL__2PRFIN20041220_214700_000000432033_00101_14684_8246.N1	20-DEC-2004 21:47:00	Dark	42.500	159	Ups Car	2.9200	7200.0	85	14684	No
425	GOM_NL__2PRFIN20041220_214829_000000452033_00101_14684_8247.N1	20-DEC-2004 21:48:29	Dark	44.500	71	Iot Car	2.2460	7700.0	89	14684	No
426	GOM_NL__2PRFIN20041220_215018_000000452033_00101_14684_8248.N1	20-DEC-2004 21:50:18	Dark	45.000	41	Eps Car	1.8600	4100.0	90	14684	No
427	GOM_NL__2PRFIN20041220_215314_000000532033_00101_14684_8249.N1	20-DEC-2004 21:53:14	Dark	52.500	34	Gam2Vel	1.7930	23000.	105	14684	No
428	GOM_NL__2PRFIN20041220_215459_000000542033_00101_14684_8250.N1	20-DEC-2004 21:54:59	Dark	54.000	2	Alp Car	-0.73600	7000.0	108	14684	No
429	GOM_NL__2PRFIN20041220_215752_000000572033_00101_14684_8251.N1	20-DEC-2004 21:57:52	Dark	56.500	117	Pi Pup	2.7060	3800.0	113	14684	No
430	GOM_NL__2PRFIN20041220_220059_000000562033_00101_14684_8252.N1	20-DEC-2004 22:00:59	Straylight	56.000	23	21Eps CMa	1.5020	26000.	112	14684	No
431	GOM_NL__2PRFIN20041220_220242_000000532033_00101_14684_8253.N1	20-DEC-2004 22:02:42	Straylight	53.000	179	24Omi2CMa	3.0320	24000.	106	14684	No
432	GOM_NL__2PRFIN20041220_220529_000000682033_00101_14684_8254.N1	20-DEC-2004 22:05:29	Straylight	68.000	1	9Alp CMa	-1.4400	11000.	136	14684	No
433	GOM_NL__2PRFIN20041220_220842_000000542033_00101_14684_8255.N1	20-DEC-2004 22:08:42	Straylight	53.500	7	19Bet Ori	0.10000	14000.	107	14684	No
434	GOM_NL__2PRFIN20041220_221048_000000502033_00101_14684_8256.N1	20-DEC-2004 22:10:48	Straylight	49.500	30	46Eps Ori	1.6940	30000.	99	14684	No
435	GOM_NL__2PRFIN20041220_221342_000000622033_00101_14684_8257.N1	20-DEC-2004 22:13:42	Tw_i_and_stray	62.000	14	58Alp Ori	0.87000	3000.0	124	14684	No
436	GOM_NL__2PRFIN20041220_221555_000000502033_00101_14684_8258.N1	20-DEC-2004 22:15:55	Tw_i_and_stray	50.000	13	87Alp Tau	0.86700	3800.0	100	14684	No
437	GOM_NL__2PRFIN20041220_221818_000000372033_00101_14684_8259.N1	20-DEC-2004 22:18:18	Bright	37.000	146	25Eta Tau	2.8730	15200.	74	14684	No
438	GOM_NL__2PRFIN20041220_221951_000000422033_00101_14684_8260.N1	20-DEC-2004 22:19:51	Bright	42.000	28	12Bet Tau	1.6500	15200.	84	14684	No
439	GOM_NL__2PRFIN20041220_222238_000000362033_00101_14684_8261.N1	20-DEC-2004 22:22:38	Bright	36.000	149	45Eps Per	2.8880	30000.	72	14684	No
440	GOM_NL__2PRFIN20041220_222452_000000372033_00101_14684_8262.N1	20-DEC-2004 22:24:52	Bright	36.500	175	39Del Per	3.0100	19400.	73	14684	No
441	GOM_NL__2PRFIN20041220_222645_000000382033_00101_14684_8263.N1	20-DEC-2004 22:26:45	Bright	37.500	160	23Gam Per	2.9300	4700.0	75	14684	No
442	GOM_NL__2PRFIN20041220_223013_000000392033_00101_14684_8264.N1	20-DEC-2004 22:30:13	Bright	38.500	110	37Del Cas	2.6780	8900.0	77	14684	No
443	GOM_NL__2PRFIN20041220_223630_000000372033_00101_14684_8265.N1	20-DEC-2004 22:36:30	Bright	37.000	49	1Alp UMi	1.9900	6300.0	74	14684	No
444	GOM_NL__2PRFIN20041220_224110_000000392033_00101_14684_8266.N1	20-DEC-2004 22:41:10	Bright	39.000	60	7Bet UMi	2.0810	3950.0	78	14684	No
445	GOM_NL__2PRFIN20041220_224436_000000382033_00101_14684_8267.N1	20-DEC-2004 22:44:36	Bright	38.000	119	14Eta Dra	2.7270	4700.0	76	14684	No
446	GOM_NL__2PRFIN20041220_224617_000000612033_00101_14684_8268.N1	20-DEC-2004 22:46:17	Bright	61.000	55	79Zet UMa	2.0600	10200.	122	14684	No
447	GOM_NL__2PRFIN20041220_224818_000000602033_00101_14684_8269.N1	20-DEC-2004 22:48:18	Bright	60.000	39	85Eta UMa	1.8540	24000.	120	14684	No
448	GOM_NL__2PRFIN20041220_225151_000000412033_00101_14684_8270.N1	20-DEC-2004 22:51:51	Bright	41.000	180	27Gam Boo	3.0400	8000.0	82	14684	No
449	GOM_NL__2PRFIN20041220_225509_000000422033_00101_14684_8271.N1	20-DEC-2004 22:55:09	Bright	42.000	83		2.3780	11000.	84	14684	No
450	GOM_NL__2PRFIN20041220_225844_000000522033_00101_14684_8272.N1	20-DEC-2004 22:58:44	Bright	51.500	111	8Eta Boo	2.6800	6000.0	103	14684	No
451	GOM_NL__2PRFIN20041220_230726_000000542033_00101_14684_8273.N1	20-DEC-2004 23:07:26	Bright	54.000	122	9Alp2Lib	2.7470	9700.0	108	14684	No
452	GOM_NL__2PRFIN20041220_230914_000000572033_00101_14684_8274.N1	20-DEC-2004 23:09:14	Tw_i_and_stray	57.000	15	67Alp Vir	0.97600	28000.	114	14684	No
453	GOM_NL__2PRFIN20041220_231244_000000492033_00101_14684_8275.N1	20-DEC-2004 23:12:44	Dark	48.500	169	46Gam Hya	2.9910	4700.0	97	14684	No
454	GOM_NL__2PRFIN20041220_231608_000000662033_00101_14684_8276.N1	20-DEC-2004 23:16:08	Dark	66.000	100	4Gam Crv	2.5800	13100.	132	14684	No
455	GOM_NL__2PRFIN20041220_231921_000000522033_00101_14684_8277.N1	20-DEC-2004 23:19:21	Dark	51.500	4	Alp1Cen	-0.010000	5800.0	103	14684	No

456	GOM_NL__2PRFIN20041220_232238_000000502033_00102_14685_8245.N1	20-DEC-2004 23:22:38	Dark	50.000	12	Alp1Cru	0.77500	30000.	100	14685	No
457	GOM_NL__2PRFIN20041220_232737_000000412033_00102_14685_8246.N1	20-DEC-2004 23:27:37	Dark	40.500	159	Ups Car	2.9200	7200.0	81	14685	No
458	GOM_NL__2PRFIN20041220_232906_000000432033_00102_14685_8247.N1	20-DEC-2004 23:29:06	Dark	42.500	71	Iot Car	2.2460	7700.0	85	14685	No
459	GOM_NL__2PRFIN20041220_233052_000000452033_00102_14685_8248.N1	20-DEC-2004 23:30:52	Dark	45.000	41	Eps Car	1.8600	4100.0	90	14685	No
460	GOM_NL__2PRFIN20041220_233350_000000552033_00102_14685_8249.N1	20-DEC-2004 23:33:50	Dark	54.500	34	Gam2Vel	1.7930	23000.	109	14685	No
461	GOM_NL__2PRFIN20041220_233535_000000542033_00102_14685_8250.N1	20-DEC-2004 23:35:35	Dark	54.000	2	Alp Car	-0.73600	7000.0	108	14685	No
462	GOM_NL__2PRFIN20041220_233828_000000552033_00102_14685_8251.N1	20-DEC-2004 23:38:28	Dark	54.500	117	Pi Pup	2.7060	3800.0	109	14685	No
463	GOM_NL__2PRFIN20041220_234136_000000552033_00102_14685_8252.N1	20-DEC-2004 23:41:36	Straylight	55.000	23	21Eps CMa	1.5020	26000.	110	14685	No
464	GOM_NL__2PRFIN20041220_234316_000000562033_00102_14685_8253.N1	20-DEC-2004 23:43:16	Straylight	56.000	179	24Omi2CMa	3.0320	24000.	112	14685	No
465	GOM_NL__2PRFIN20041220_234605_000000632033_00102_14685_8254.N1	20-DEC-2004 23:46:05	Straylight	62.500	1	9Alp CMa	-1.4400	11000.	125	14685	No
466	GOM_NL__2PRFIN20041220_234918_000000512033_00102_14685_8255.N1	20-DEC-2004 23:49:18	Straylight	51.000	7	19Bet Ori	0.10000	14000.	102	14685	No
467	GOM_NL__2PRFIN20041220_235121_000000512033_00102_14685_8256.N1	20-DEC-2004 23:51:21	Straylight	51.000	30	46Eps Ori	1.6940	30000.	102	14685	No
468	GOM_NL__2PRFIN20041220_235417_000000592033_00102_14685_8257.N1	20-DEC-2004 23:54:17	Twilight_stray	59.000	14	58Alp Ori	0.87000	3000.0	118	14685	No
469	GOM_NL__2PRFIN20041220_235632_000000502033_00102_14685_8258.N1	20-DEC-2004 23:56:32	Twilight_stray	50.000	13	87Alp Tau	0.86700	3800.0	100	14685	No
470	GOM_NL__2PRFIN20041220_235822_000000452033_00102_14685_8259.N1	20-DEC-2004 23:58:22	Bright	44.500	176	23Zet Tau	3.0200	22000.	89	14685	No

### 3. Quality information per product

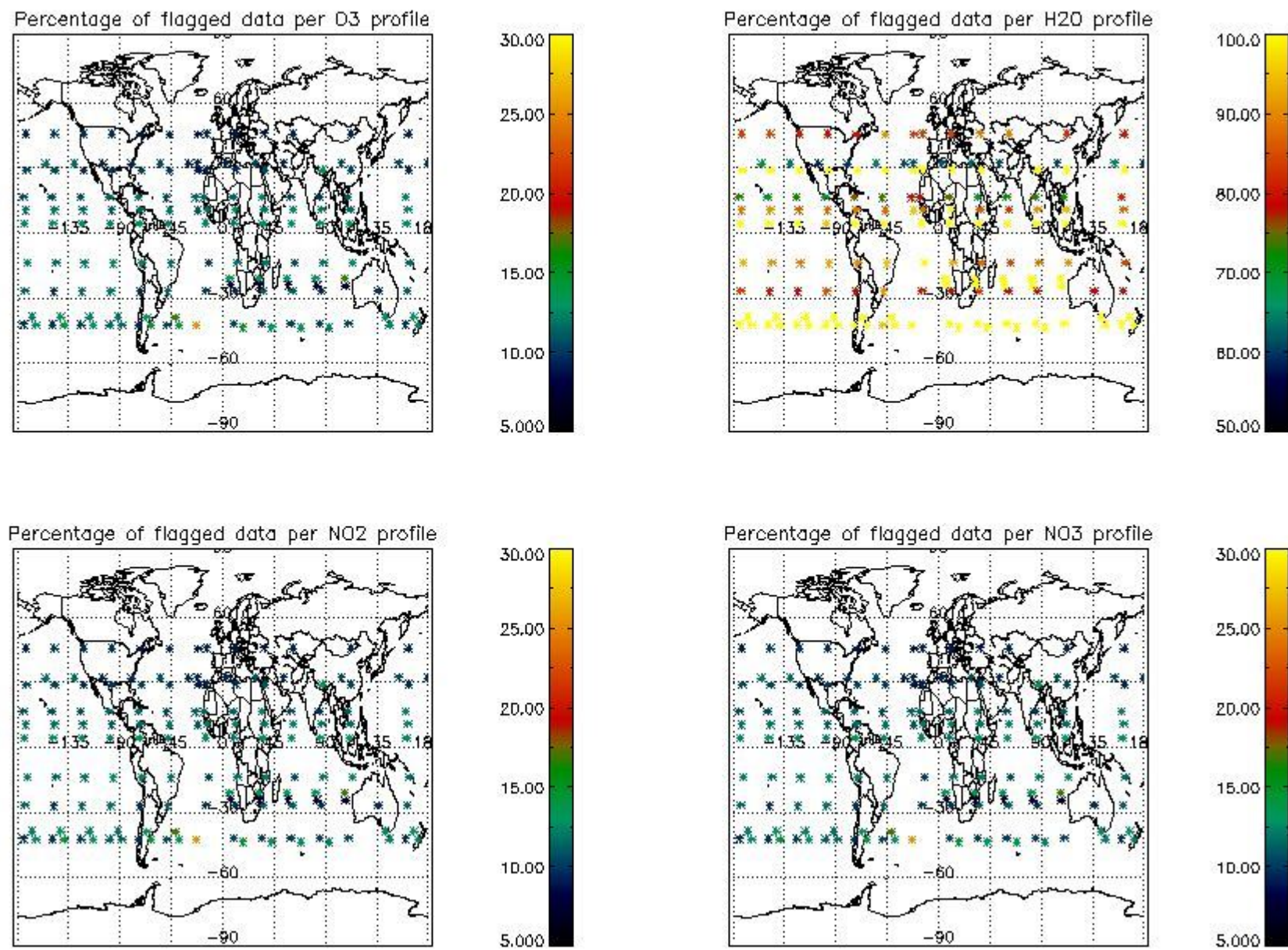
In this section it is plotted some information contained in the Quality Summary data set of the level 2 products. Only products in dark limb conditions and without errors (error flag in the MPH set to "0") are used.

#### 3.1 Plot quality information per product (time dependant)





### 3.2 Plot quality information per product (world map)



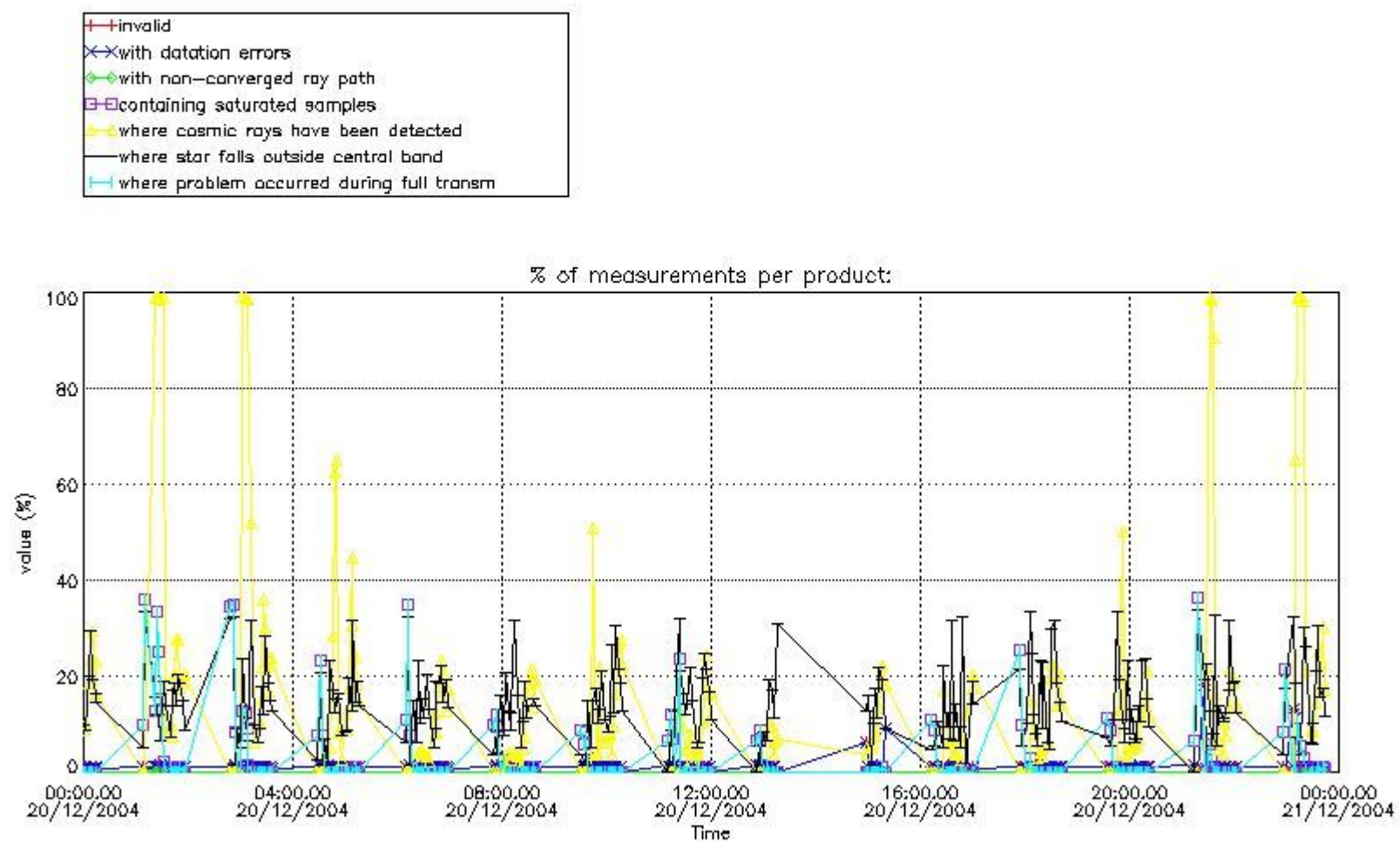
### 4. Level 1 quality information per product

In this section it is plotted some information contained in the Quality Summary data set of the level 2 products that comes from the level 1b processing. Products without errors (error flag in the MPH set to "0") are used.

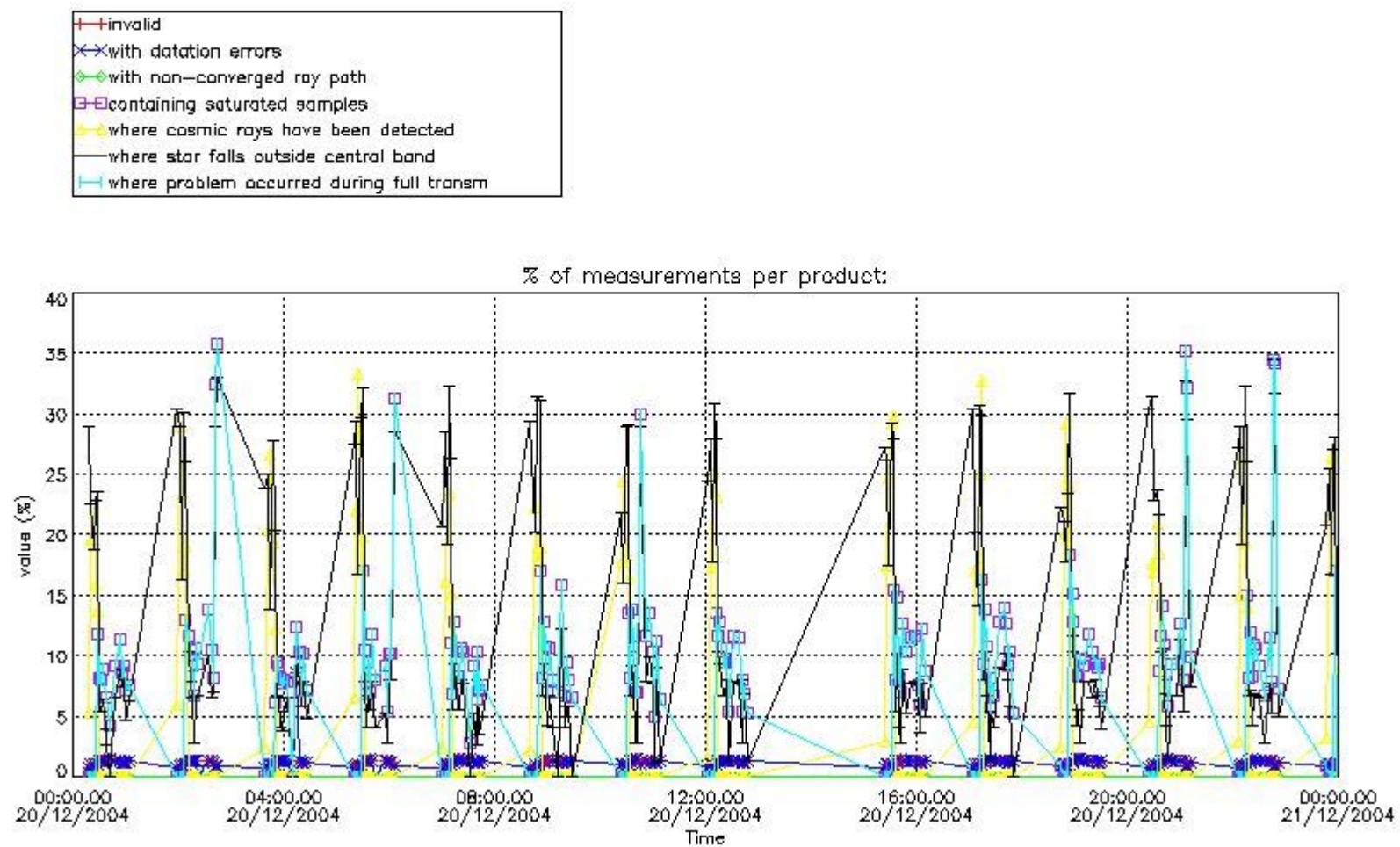
#### 4.1 Plot quality information per product (time dependant) coming from level 1b processing

##### 4.1.1 Plot level 1 quality information per product (time dependant): ENVISAT ASCENDING passes





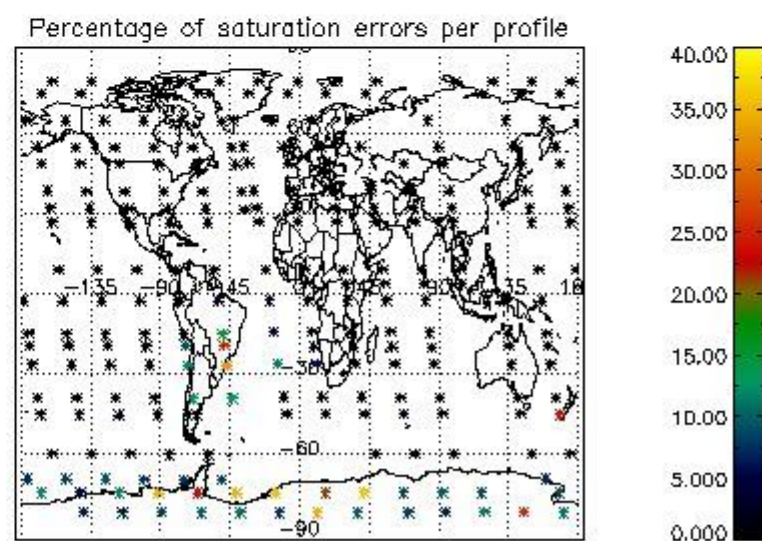
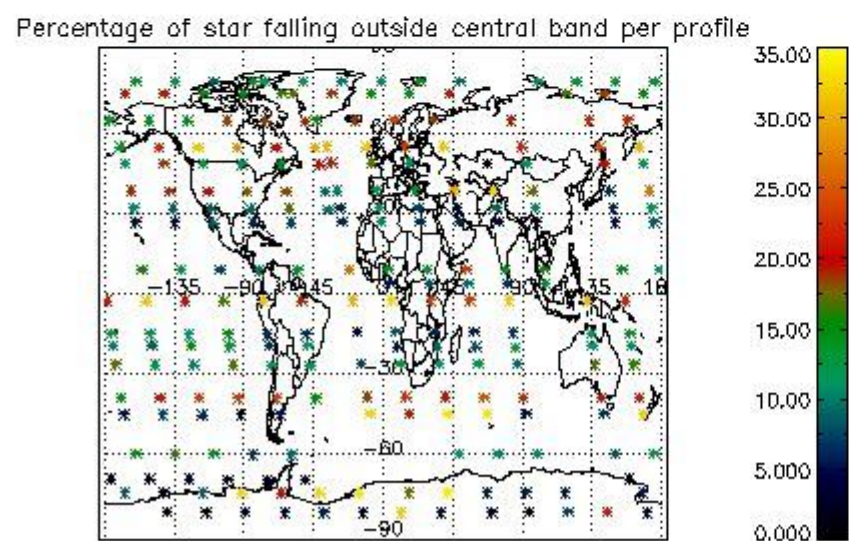
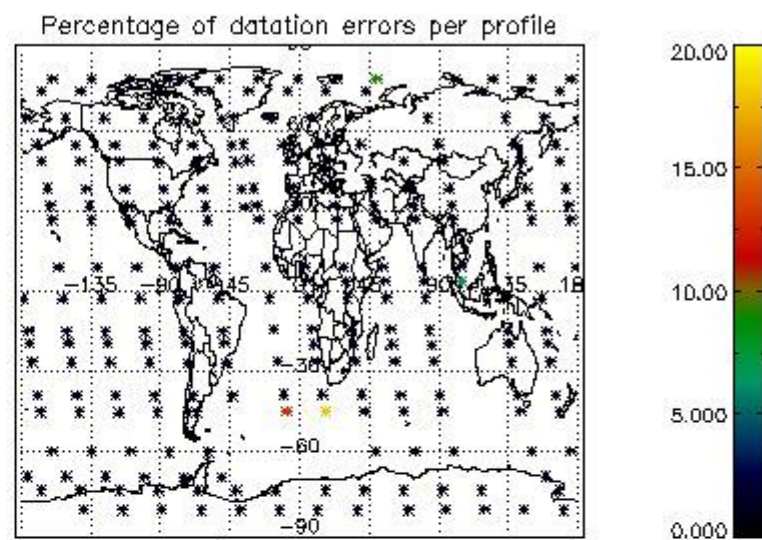
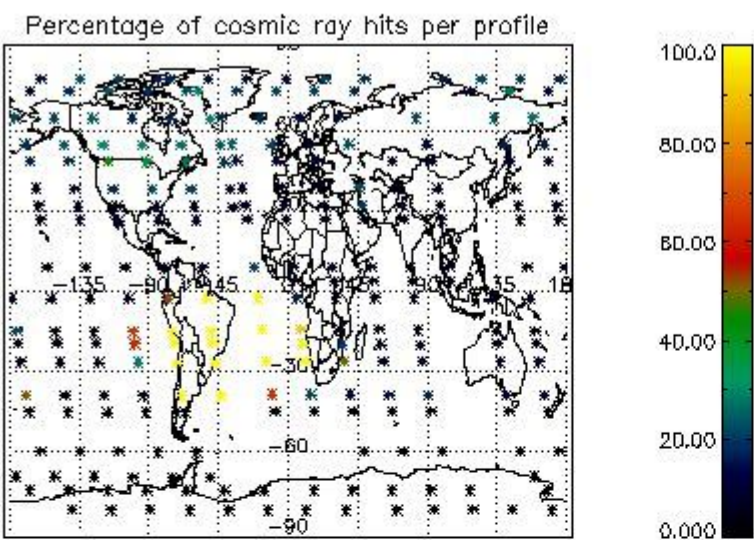
4.1.2 Plot level 1 quality information per product (time dependant): ENVISAT DESCENDING passes



4.2 Plot quality information per product coming from level 1b processing (world map)

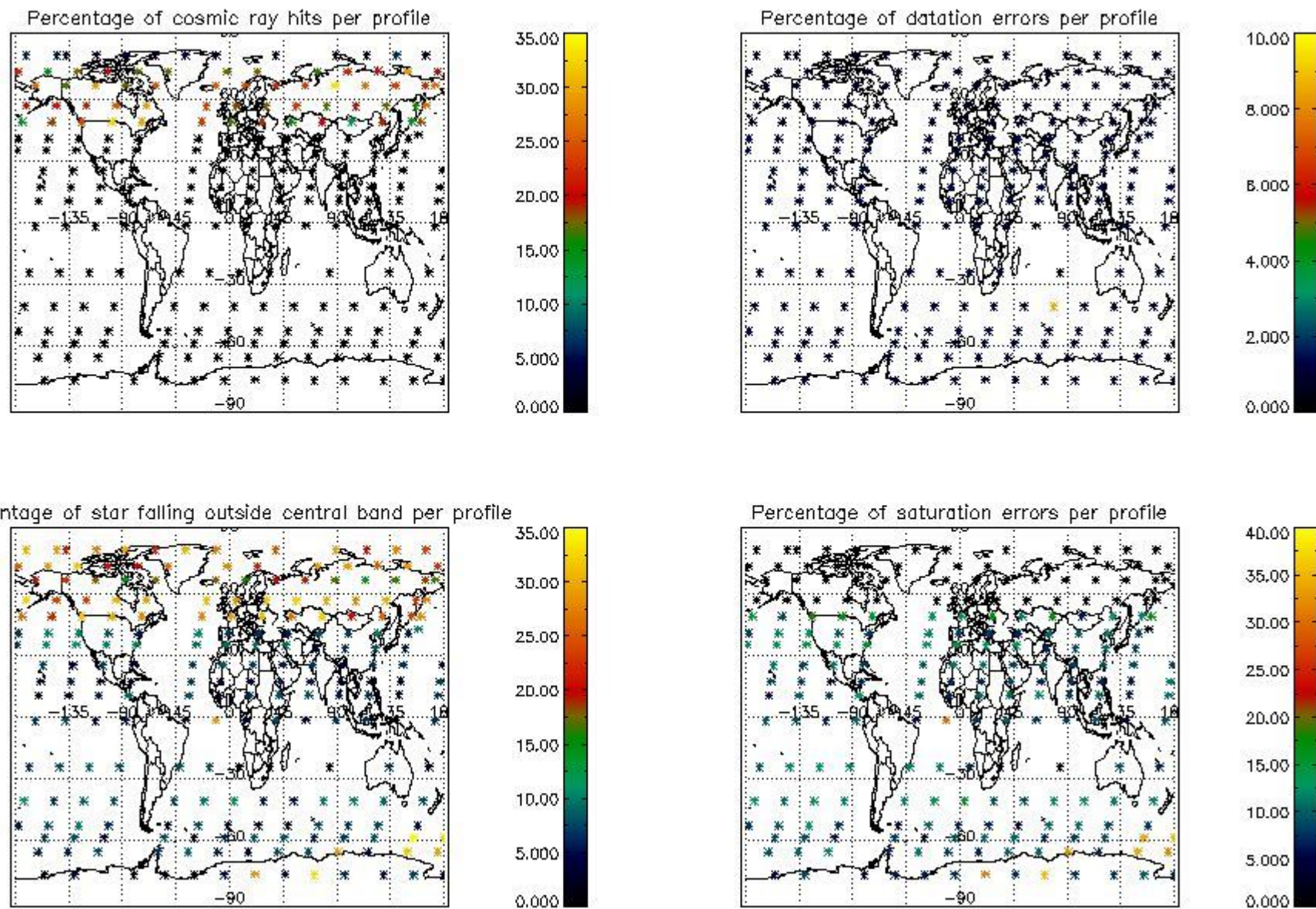
4.2.1 Plot level 1 quality information per product (world map): ENVISAT ASCENDING passes





4.2.2 Plot level 1 quality information per product (world map): ENVISAT DESCENDING passes





## 5. Trace gas profiles

### 5.1 Ozone statistics based on quality of products

The final quality of the products can be "measured" using the STD (Standard Deviation) attached to every point profile. This information is written to the parameter GOM\_NL\_\_2P/NL\_LOCAL\_SPECIES\_DENSITY/o3\_std of the level 2 products. The table below shows the statistics for given STD ranges.

The statistics are given with respect to the overall valid production:

- Products without fatal errors: GOM\_NL\_\_2P/MPH/PRODUCT\_ERR=0
- Valid point profile: GOM\_NL\_\_2P/NL\_LOCAL\_SPECIES\_DENSITY/pcd(0)=0

The 'Criteria' is applied to valid points of dark limb products:

- Products in dark limb illumination condition: GOM\_NL\_\_2P/NL\_SUMMARY\_QUALITY/obs\_ill\_cond=0
- Products without fatal errors: GOM\_NL\_\_2P/MPH/PRODUCT\_ERR=0
- Valid point profile: GOM\_NL\_\_2P/NL\_LOCAL\_SPECIES\_DENSITY/pcd(0)=0

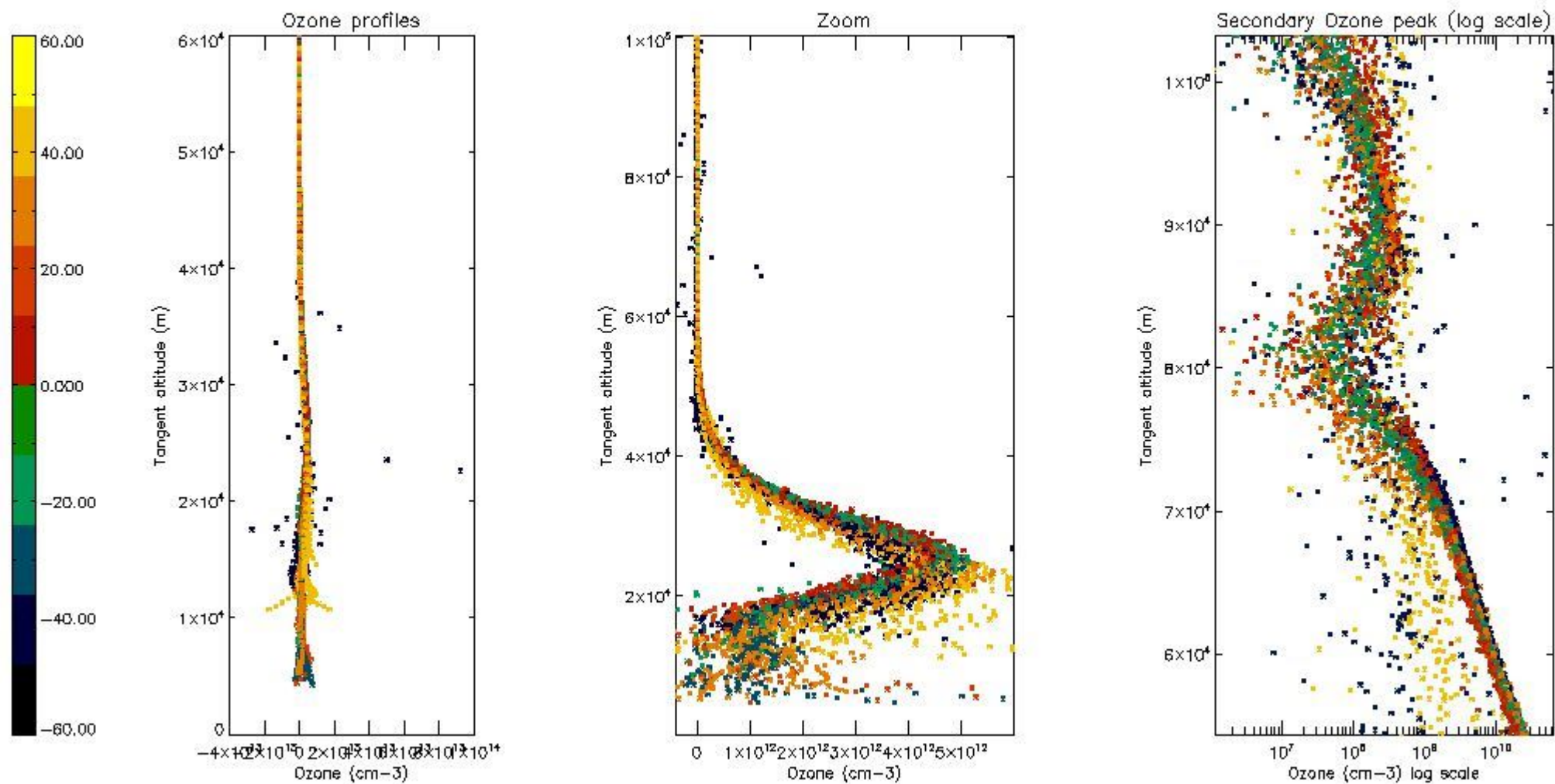
So, the table below shows the percentage of dark limb and valid observations for each criteria with respect to the overall valid daily observations.

Criteria	% of total production
All STD	33
STD < 20	17

STD < 10	14
STD < 5	8

5.2 Plot ozone profiles for all STD (dark without errors)

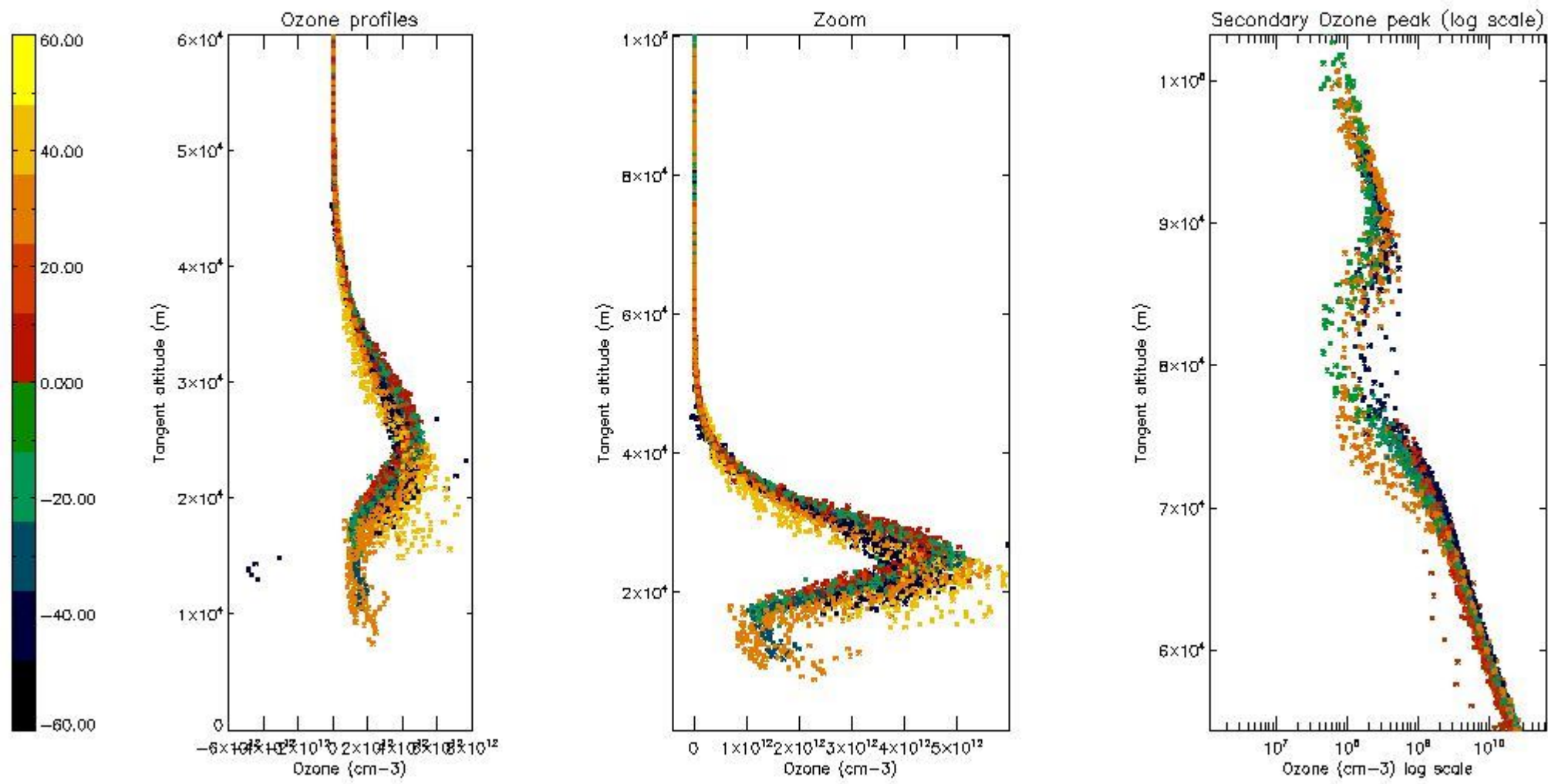
The colorbar represents the latitude.



5.3 Plot ozone profiles where STD < 20% (dark without errors)

The colorbar represents the latitude.

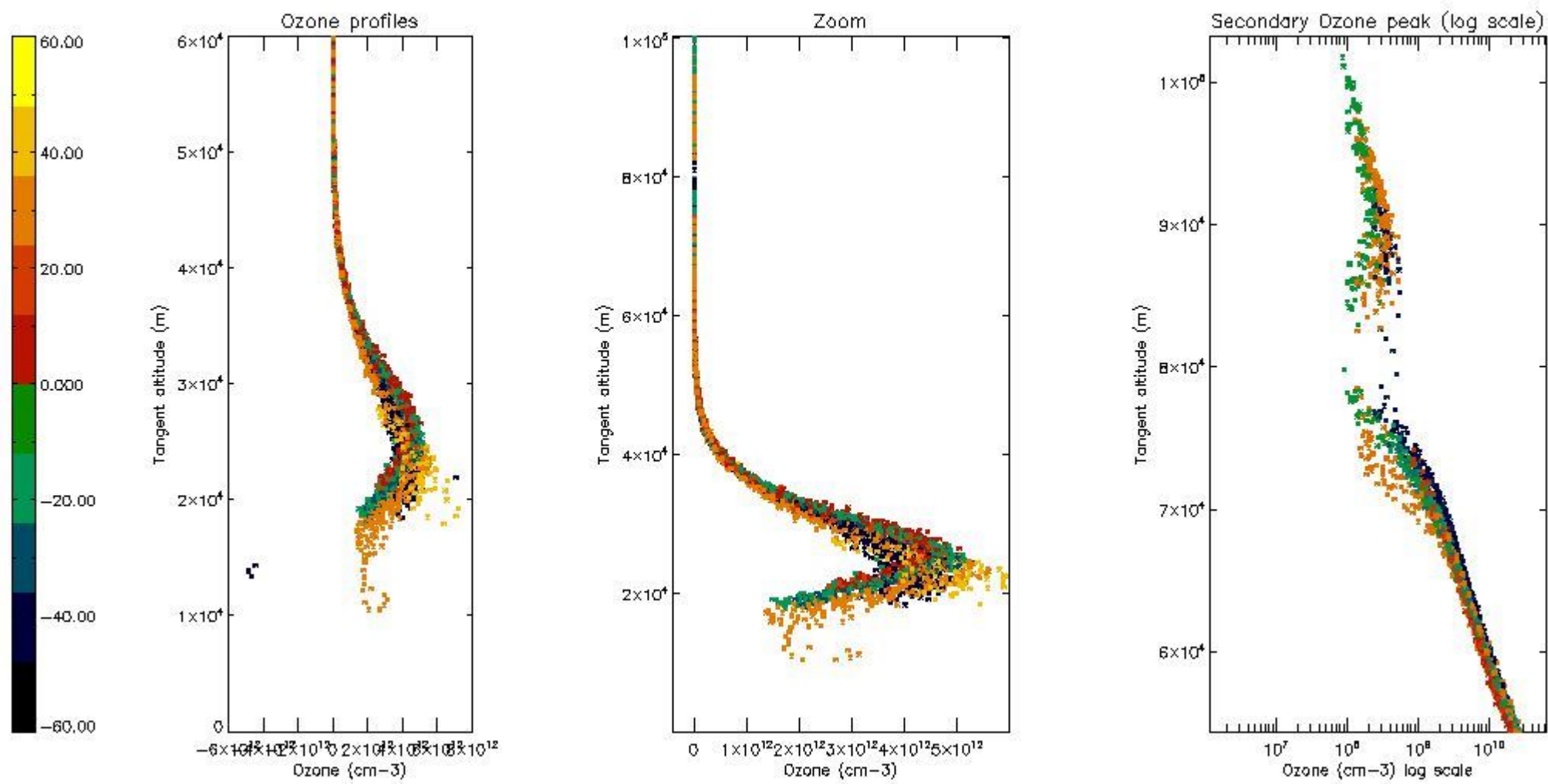




*5.4 Plot ozone profiles where STD < 10% (dark without errors)*

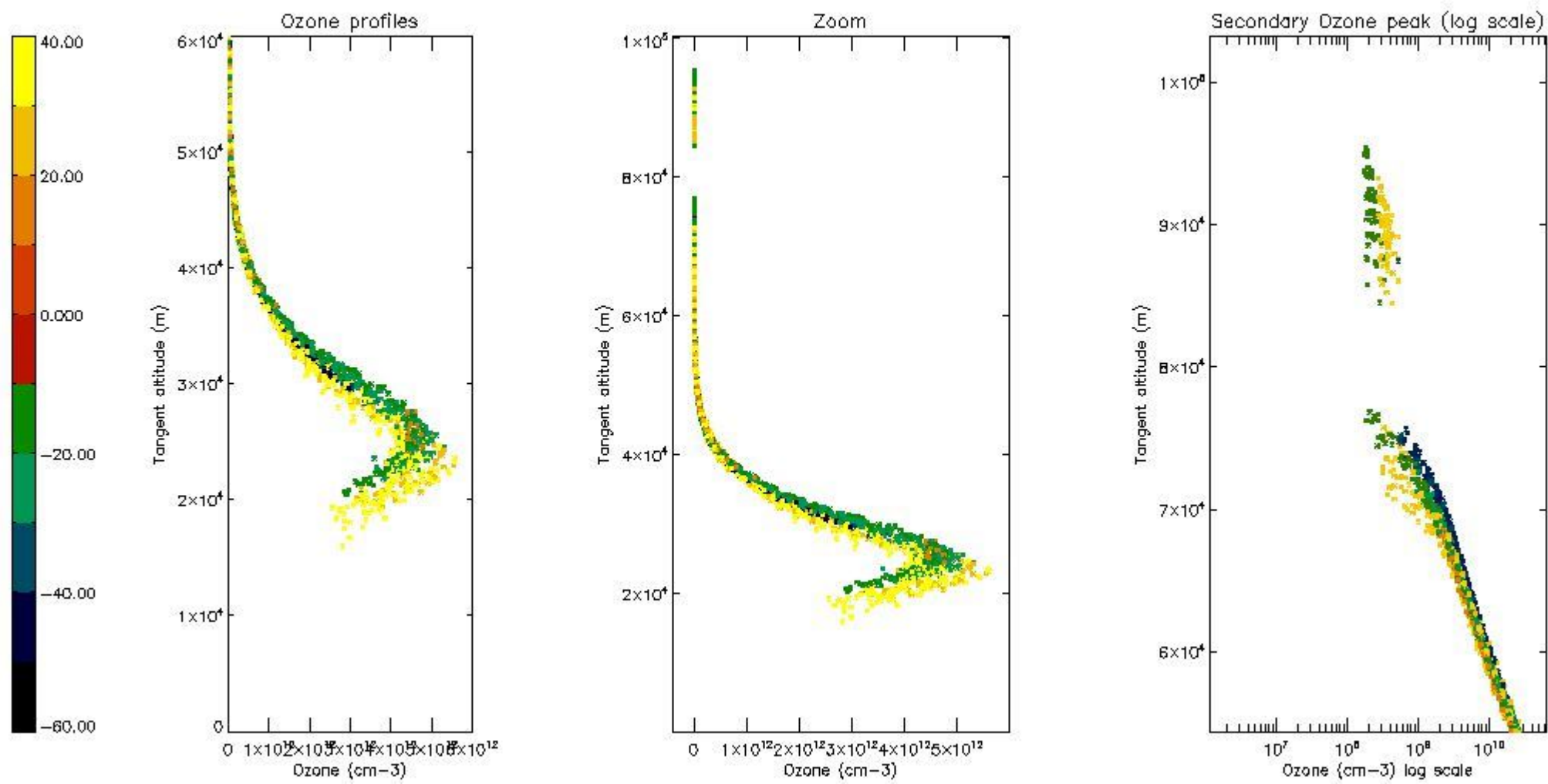
The colorbar represents the latitude.





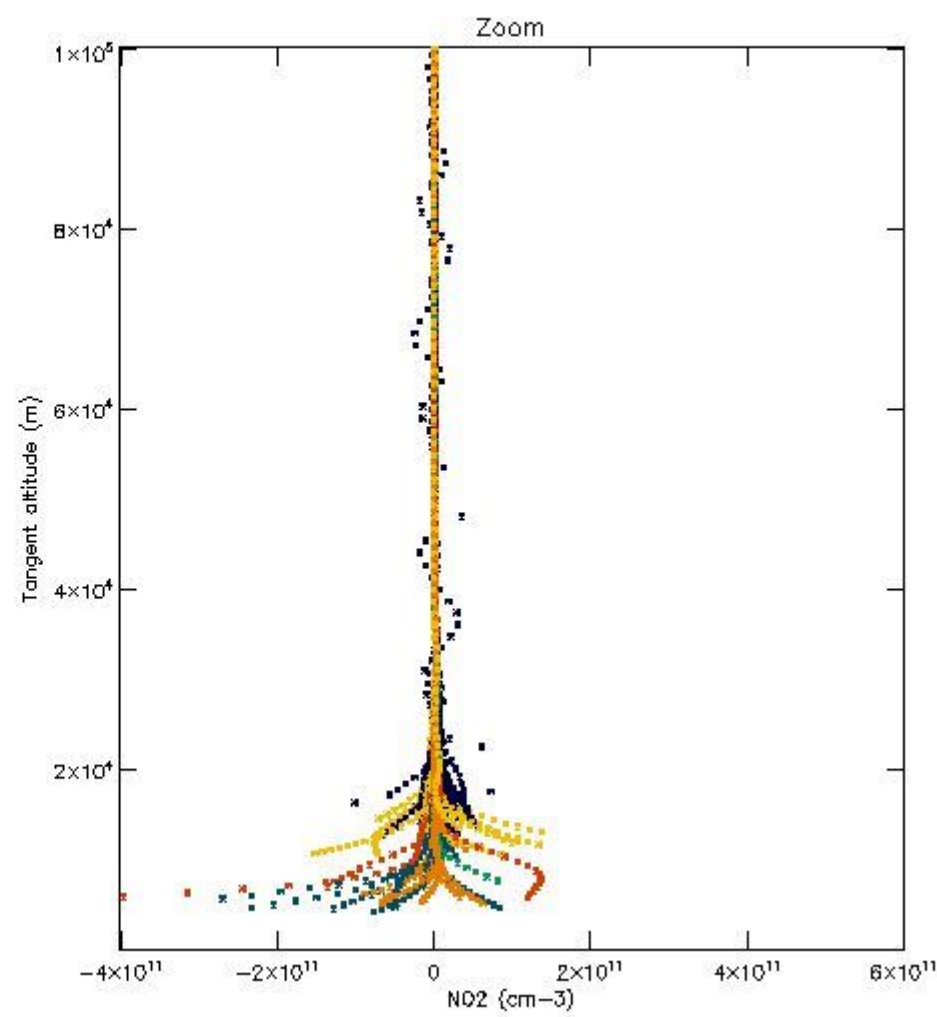
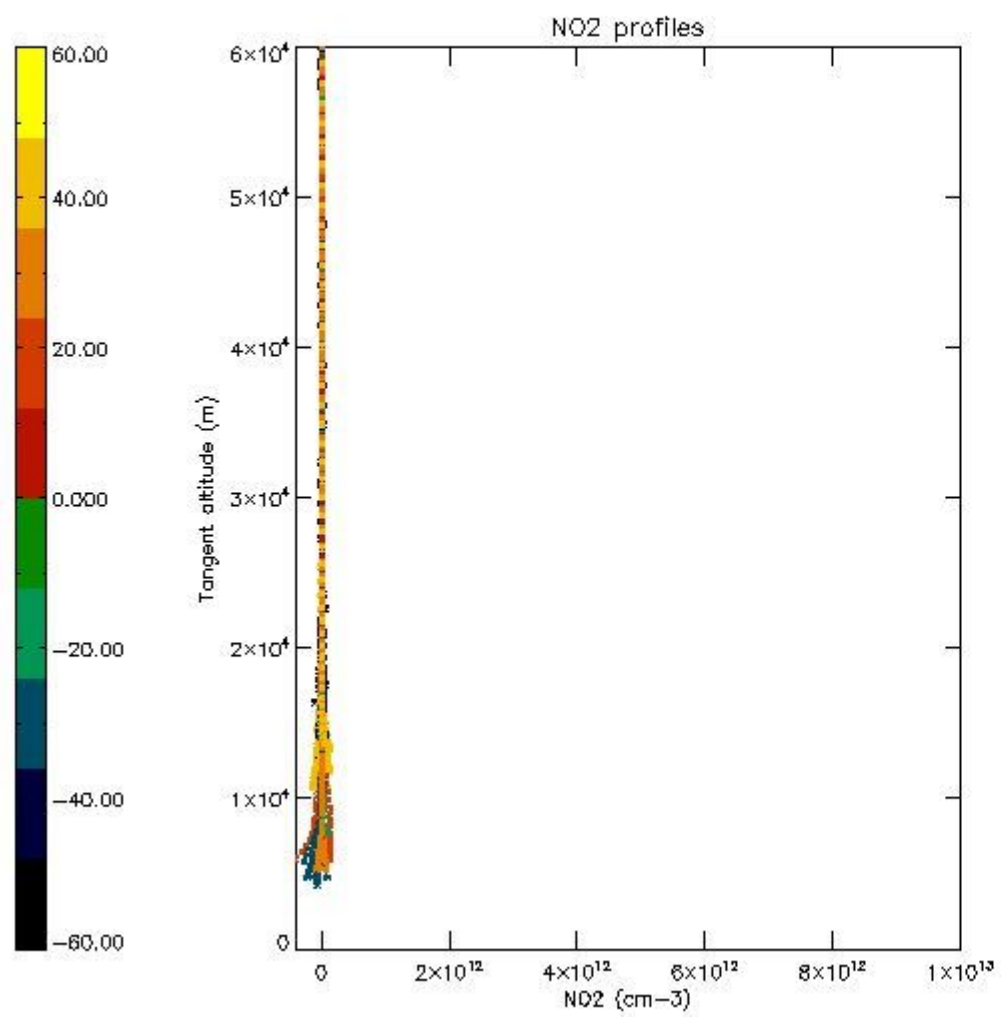
*5.5 Plot ozone profiles where STD < 5% (dark without errors)*

The colorbar represents the latitude.



*5.6 Plot NO<sub>2</sub> profiles for all STD (dark without errors)*

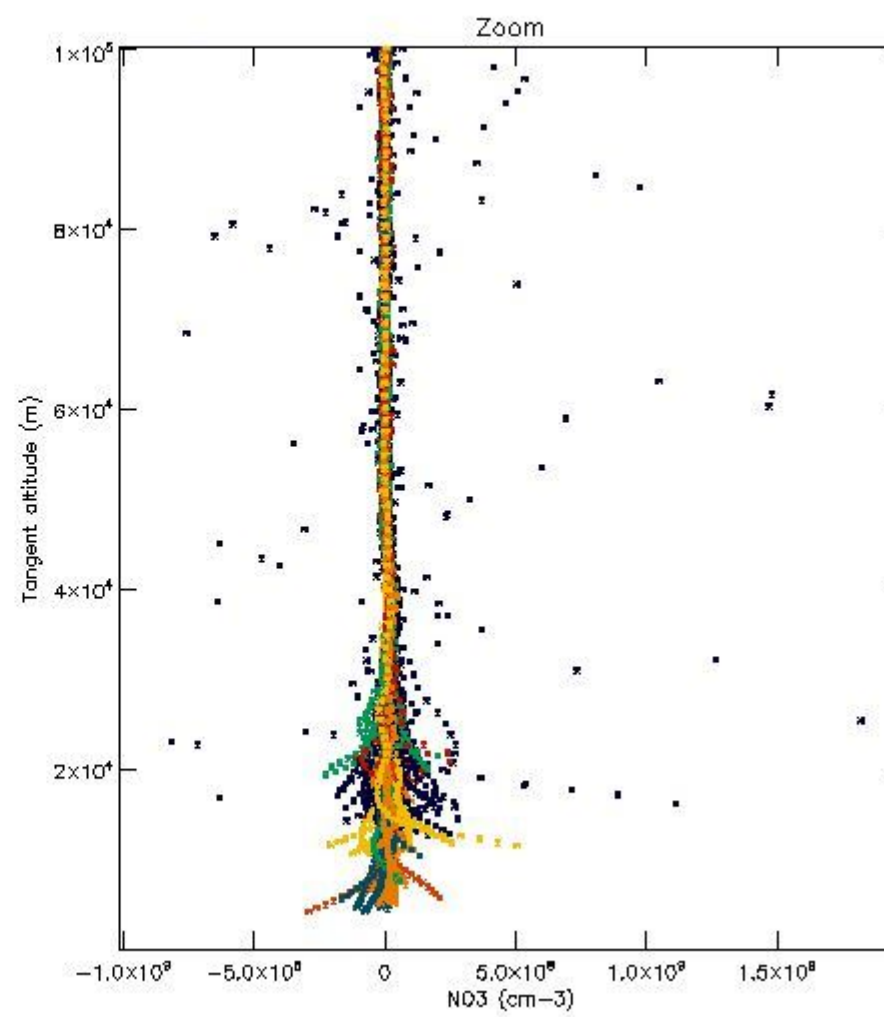
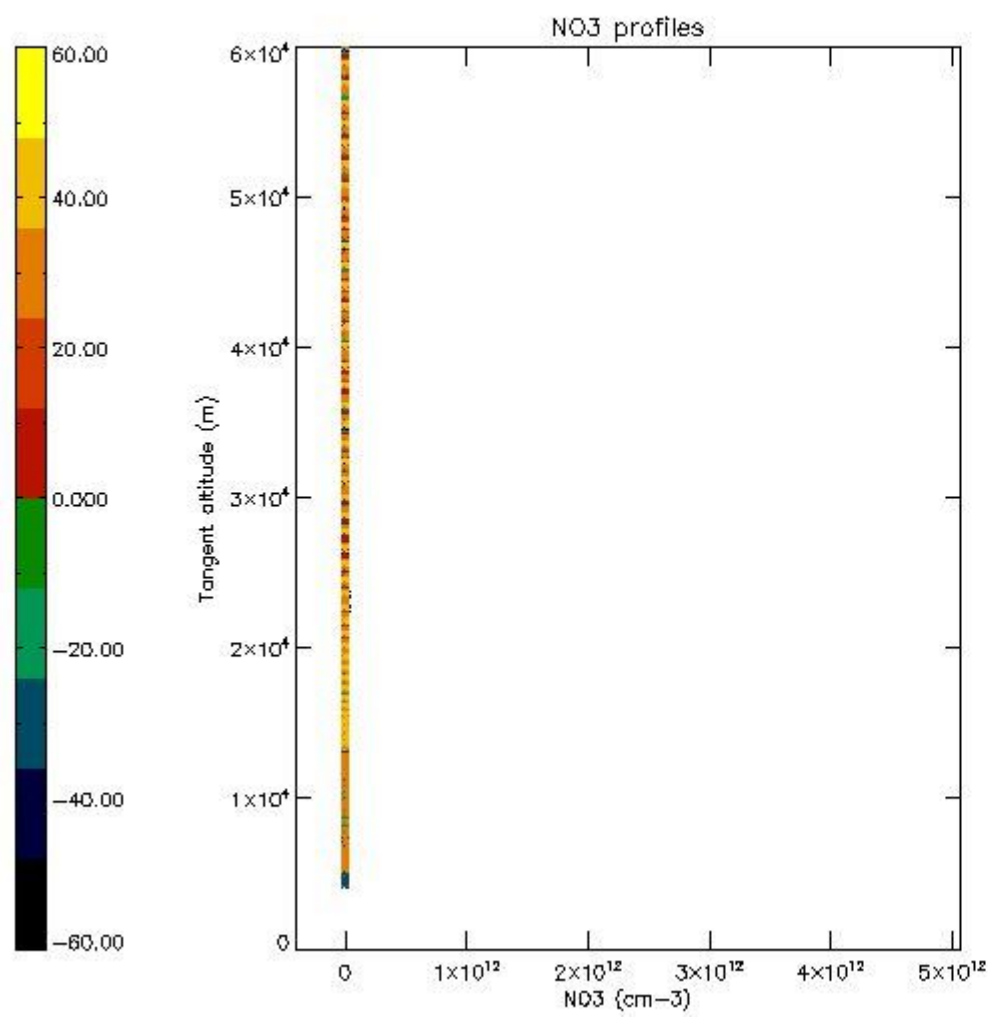
The colorbar represents the latitude.



*5.7 Plot NO3 profiles for all STD (dark without errors)*

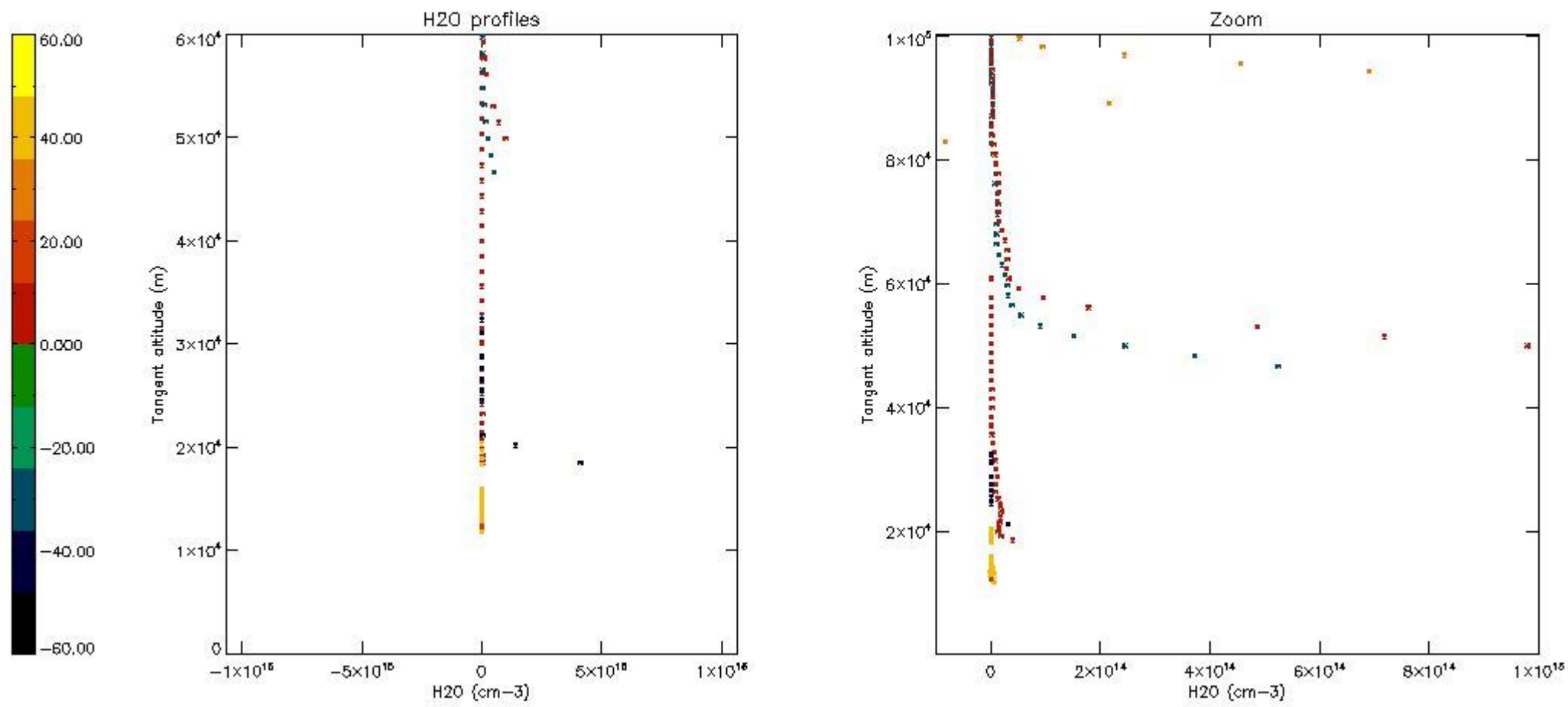
The colorbar represents the latitude.





*5.8 Plot H2O profiles for all STD (only for occultations of stars 1,2,3,4,13,14,16,26,63 dark without errors)*

The colorbar represents the latitude.



## 6. Auxiliary Data Files used for the production reported in section 2

The number reported in the third column indicates since which file (see list in section 2) the corresponding auxiliary file has been used. The fourth column is the date of those product files.

Type	Auxiliary Filename	Used since product	Used since product date
INST_PHYS_CHARACTERISTICS	GOM_INS_AXVIEC20091111_143220_20030716_120000_20500101_000000	1	20-DEC-2004 00:00:32
LEVEL-2_PROC_CONFIG	GOM_PR2_AXVIEC20091111_152718_20020301_000000_20500101_000000	1	20-DEC-2004 00:00:32
CROSS_SECTIONS_FILE	GOM_CRS_AXVIEC20091111_154832_20020301_000000_20500101_000000	1	20-DEC-2004 00:00:32

# GOMOS Level 2 Daily Report

## SUMMARY

### [1. General Info](#)

### [2. Summary of processed GOM\\_NL\\_2P products](#)

### [3. Level 2 Quality information per product](#)

#### [3.1 Plot of level 2 quality information per product \(time dependant\)](#)

#### [3.2 Plot of level 2 quality information per product \(world map\)](#)

### [4. Level 1 Quality information per product \(stored on level 2 products\)](#)

#### [4.1 Plot of level 1 quality information per product \(time dependant\)](#)

##### [4.1.1 Plot of level 1 quality information per product \(time dependant\): ASCENDING](#)

##### [4.1.2 Plot of level 1 quality information per product \(time dependant\): DESCENDING](#)

#### [4.2 Plot of level 1 quality information per product \(world map\)](#)

##### [4.2.1 Plot of level 1 quality information per product \(world map\): ASCENDING](#)

##### [4.2.2 Plot of level 1 quality information per product \(world map\): DESCENDING](#)

### [5. Ozone profiles based on quality statistics and other trace gas profiles](#)

#### [5.1 Ozone statistics based on quality of products](#)

#### [5.2 Plot ozone profiles for all STD \(dark without errors\)](#)

#### [5.3 Plot ozone profiles where STD < 20% \(dark without errors\)](#)

#### [5.4. Plot ozone profiles where STD < 10% \(dark without errors\)](#)

#### [5.5. Plot ozone profiles where STD < 5% \(dark without errors\)](#)

#### [5.6 Plot NO2 profiles for all STD \(dark without errors\)](#)

#### [5.7 Plot NO3 profiles for all STD \(dark without errors\)](#)

#### [5.8 Plot H2O profiles \(only for occultations of stars 1,2,3,4,13,14,16,26,63 dark without errors\) for all STD](#)

### [6. Auxiliary Data Files used for the production reported in section 2](#)



This report presents the daily analysis on parameters extracted from GOMOS level 2 data (GOM\_NL\_\_2P). It is intended to monitor some important parameters that will impact the quality of these products. A list of level 2 products (and content) that have arrived during the reporting day to the PCF is also given.

Item	Value
Time of report generation	22APR2013 10:33:01
Data source version	GOMOS/6.01
Start time of products	20-12-2004 (20DEC2004 00:00:00)
Stop time of products	21-12-2004 (21DEC2004 00:00:00)
Store outputs in DB	Yes
Nb of level 2 prods	470
Nb of prods with errors	3

## 2. Summary of processed GOM\_NL\_\_2P products.

Nr	Filename	UTC Start time	Limb	Duration	Star Id	Star Name	Star Mag	Star Temp	Nb Meas	Orbit	Prod. error
1	GOM_NL__2PRFIN20041220_000032_000000472033_00088_14671_8265.N1	20-DEC-2004 00:00:32	Dark	46.500	71	Iot Car	2.2460	7700.0	93	14671	No
2	GOM_NL__2PRFIN20041220_000222_000000452033_00088_14671_8266.N1	20-DEC-2004 00:02:22	Dark	45.000	41	Eps Car	1.8600	4100.0	90	14671	No
3	GOM_NL__2PRFIN20041220_000516_000000572033_00088_14671_8267.N1	20-DEC-2004 00:05:16	Dark	57.000	34	Gam2Vel	1.7930	23000.	114	14671	No
4	GOM_NL__2PRFIN20041220_000707_000000542033_00088_14671_8268.N1	20-DEC-2004 00:07:07	Dark	54.000	2	Alp Car	-0.73600	7000.0	108	14671	No
5	GOM_NL__2PRFIN20041220_000959_000000582033_00088_14671_8269.N1	20-DEC-2004 00:09:59	Dark	57.500	117	Pi Pup	2.7060	3800.0	115	14671	No
6	GOM_NL__2PRFIN20041220_001307_000000552033_00088_14671_8270.N1	20-DEC-2004 00:13:07	Straylight	55.000	23	21Eps CMa	1.5020	26000.	110	14671	No
7	GOM_NL__2PRFIN20041220_001451_000000562033_00088_14671_8271.N1	20-DEC-2004 00:14:51	Straylight	55.500	179	24Omi2CMa	3.0320	24000.	111	14671	No
8	GOM_NL__2PRFIN20041220_001742_000000682033_00088_14671_8272.N1	20-DEC-2004 00:17:42	Straylight	67.500	1	9Alp CMa	-1.4400	11000.	135	14671	No
9	GOM_NL__2PRFIN20041220_002053_000000512033_00088_14671_8273.N1	20-DEC-2004 00:20:53	Straylight	51.000	7	19Bet Ori	0.10000	14000.	102	14671	No
10	GOM_NL__2PRFIN20041220_002300_000000512033_00088_14671_8274.N1	20-DEC-2004 00:23:00	Straylight	50.500	30	46Eps Ori	1.6940	30000.	101	14671	No
11	GOM_NL__2PRFIN20041220_002557_000000572033_00088_14671_8275.N1	20-DEC-2004 00:25:57	Twi_and_stray	57.000	14	58Alp Ori	0.87000	3000.0	114	14671	No
12	GOM_NL__2PRFIN20041220_002806_000000512033_00088_14671_8276.N1	20-DEC-2004 00:28:06	Twi_and_stray	51.000	13	87Alp Tau	0.86700	3800.0	102	14671	No
13	GOM_NL__2PRFIN20041220_003028_000000372033_00088_14671_8277.N1	20-DEC-2004 00:30:28	Bright	37.000	146	25Eta Tau	2.8730	15200.	74	14671	No
14	GOM_NL__2PRFIN20041220_003234_000000382033_00088_14671_8278.N1	20-DEC-2004 00:32:34	Bright	37.500	150	44Zet Per	2.8900	28000.	75	14671	No
15	GOM_NL__2PRFIN20041220_003447_000000402033_00088_14671_8279.N1	20-DEC-2004 00:34:47	Bright	39.500	149	45Eps Per	2.8880	30000.	79	14671	No
16	GOM_NL__2PRFIN20041220_003701_000000382033_00088_14671_8280.N1	20-DEC-2004 00:37:01	Bright	38.000	175	39Del Per	3.0100	19400.	76	14671	No
17	GOM_NL__2PRFIN20041220_003853_000000392033_00088_14671_8281.N1	20-DEC-2004 00:38:53	Bright	38.500	160	23Gam Per	2.9300	4700.0	77	14671	No
18	GOM_NL__2PRFIN20041220_004221_000000352033_00088_14671_8282.N1	20-DEC-2004 00:42:21	Bright	35.000	110	37Del Cas	2.6780	8900.0	70	14671	No
19	GOM_NL__2PRFIN20041220_004842_000000392033_00088_14671_8283.N1	20-DEC-2004 00:48:42	Bright	38.500	49	1Alp UMi	1.9900	6300.0	77	14671	No
20	GOM_NL__2PRFIN20041220_005323_000000402033_00088_14671_8284.N1	20-DEC-2004 00:53:23	Bright	39.500	60	7Bet UMi	2.0810	3950.0	79	14671	No
21	GOM_NL__2PRFIN20041220_005646_000000412033_00088_14671_8285.N1	20-DEC-2004 00:56:46	Bright	40.500	119	14Eta Dra	2.7270	4700.0	81	14671	No
22	GOM_NL__2PRFIN20041220_005832_000000442033_00088_14671_8286.N1	20-DEC-2004 00:58:32	Bright	43.500	55	79Zet UMa	2.0600	10200.	87	14671	No
23	GOM_NL__2PRFIN20041220_010033_000000432033_00088_14671_8287.N1	20-DEC-2004 01:00:33	Bright	42.500	39	85Eta UMa	1.8540	24000.	85	14671	No
24	GOM_NL__2PRFIN20041220_010403_000000402033_00088_14671_8288.N1	20-DEC-2004 01:04:03	Bright	40.000	180	27Gam Boo	3.0400	8000.0	80	14671	No
25	GOM_NL__2PRFIN20041220_010721_000000412033_00088_14671_8289.N1	20-DEC-2004 01:07:21	Bright	40.500	83		2.3780	11000.	81	14671	No
26	GOM_NL__2PRFIN20041220_011052_000000632033_00088_14671_8290.N1	20-DEC-2004 01:10:52	Bright	62.500	111	8Eta Boo	2.6800	6000.0	125	14671	No
27	GOM_NL__2PRFIN20041220_011933_000000532033_00088_14671_8291.N1	20-DEC-2004 01:19:33	Dark	53.000	122	9Alp2Lib	2.7470	9700.0	106	14671	Yes
28	GOM_NL__2PRFIN20041220_012116_000000552033_00088_14671_8292.N1	20-DEC-2004 01:21:16	Twi_and_stray	54.500	15	67Alp Vir	0.97600	28000.	109	14671	No
29	GOM_NL__2PRFIN20041220_012447_000000502033_00088_14671_8293.N1	20-DEC-2004 01:24:47	Dark	49.500	169	46Gam Hya	2.9910	4700.0	99	14671	No
30	GOM_NL__2PRFIN20041220_012648_000000422033_00088_14671_8294.N1	20-DEC-2004 01:26:48	Dark	42.000	81	Eta Cen	2.3560	28000.	84	14671	No
31	GOM_NL__2PRFIN20041220_012801_000000392033_00088_14671_8295.N1	20-DEC-2004 01:28:01	Dark	39.000	78	Alp Lup	2.3040	28000.	78	14671	No
32	GOM_NL__2PRFIN20041220_013131_000000452033_00088_14671_8296.N1	20-DEC-2004 01:31:31	Dark	45.000	4	Alp1Cen	-0.010000	5800.0	90	14671	No
33	GOM_NL__2PRFIN20041220_013445_000000442033_00089_14672_8251.N1	20-DEC-2004 01:34:45	Dark	43.500	12	Alp1Cru	0.77500	30000.	87	14672	No
34	GOM_NL__2PRFIN20041220_013943_000000412033_00089_14672_8252.N1	20-DEC-2004 01:39:43	Dark	41.000	159	Ups Car	2.9200	7200.0	82	14672	No
35	GOM_NL__2PRFIN20041220_014111_000000472033_00089_14672_8253.N1	20-DEC-2004 01:41:11	Dark	47.000	71	Iot Car	2.2460	7700.0	94	14672	No
36	GOM_NL__2PRFIN20041220_014300_000000492033_00089_14672_8254.N1	20-DEC-2004 01:43:00	Dark	49.000	41	Eps Car	1.8600	4100.0	98	14672	No
37	GOM_NL__2PRFIN20041220_014555_000000512033_00089_14672_8255.N1	20-DEC-2004 01:45:55	Dark	50.500	34	Gam2Vel	1.7930	23000.	101	14672	No
38	GOM_NL__2PRFIN20041220_014744_000000472033_00089_14672_8256.N1	20-DEC-2004 01:47:44	Dark	47.000	2	Alp Car	-0.73600	7000.0	94	14672	No
39	GOM_NL__2PRFIN20041220_015037_000000542033_00089_14672_8257.N1	20-DEC-2004 01:50:37	Dark	54.000	117	Pi Pup	2.7060	3800.0	108	14672	No
40	GOM_NL__2PRFIN20041220_015344_000000542033_00089_14672_8258.N1	20-DEC-2004 01:53:44	Straylight	54.000	23	21Eps CMa	1.5020	26000.	108	14672	No
41	GOM_NL__2PRFIN20041220_015528_000000522033_00089_14672_8259.N1	20-DEC-2004 01:55:28	Straylight	52.000	179	24Omi2CMa	3.0320	24000.	104	14672	No
42	GOM_NL__2PRFIN20041220_015819_000000682033_00089_14672_8260.N1	20-DEC-2004 01:58:19	Straylight	67.500	1	9Alp CMa	-1.4400	11000.	135	14672	No

43	GOM_NL__2PRFIN20041220_020129_000000542033_00089_14672_8261.N1	20-DEC-2004 02:01:29	Straylight	53.500	7	19Bet Ori	0.10000	14000.	107	14672	No
44	GOM_NL__2PRFIN20041220_020336_000000492033_00089_14672_8262.N1	20-DEC-2004 02:03:36	Straylight	49.000	30	46Eps Ori	1.6940	30000.	98	14672	No
45	GOM_NL__2PRFIN20041220_020633_000000622033_00089_14672_8263.N1	20-DEC-2004 02:06:33	Tw_i_and_stray	61.500	14	58Alp Ori	0.87000	3000.0	123	14672	No
46	GOM_NL__2PRFIN20041220_020845_000000502033_00089_14672_8264.N1	20-DEC-2004 02:08:45	Tw_i_and_stray	50.000	13	87Alp Tau	0.86700	3800.0	100	14672	No
47	GOM_NL__2PRFIN20041220_021105_000000392033_00089_14672_8265.N1	20-DEC-2004 02:11:05	Bright	38.500	146	25Eta Tau	2.8730	15200.	77	14672	No
48	GOM_NL__2PRFIN20041220_021311_000000382033_00089_14672_8266.N1	20-DEC-2004 02:13:11	Bright	38.000	150	44Zet Per	2.8900	28000.	76	14672	No
49	GOM_NL__2PRFIN20041220_021525_000000382033_00089_14672_8267.N1	20-DEC-2004 02:15:25	Bright	38.000	149	45Eps Per	2.8880	30000.	76	14672	No
50	GOM_NL__2PRFIN20041220_021739_000000372033_00089_14672_8268.N1	20-DEC-2004 02:17:39	Bright	37.000	175	39Del Per	3.0100	19400.	74	14672	No
51	GOM_NL__2PRFIN20041220_021932_000000382033_00089_14672_8269.N1	20-DEC-2004 02:19:32	Bright	37.500	160	23Gam Per	2.9300	4700.0	75	14672	No
52	GOM_NL__2PRFIN20041220_022257_000000382033_00089_14672_8270.N1	20-DEC-2004 02:22:57	Bright	37.500	110	37Del Cas	2.6780	8900.0	75	14672	No
53	GOM_NL__2PRFIN20041220_023359_000000402033_00089_14672_8271.N1	20-DEC-2004 02:33:59	Bright	40.000	60	7Bet UMi	2.0810	3950.0	80	14672	No
54	GOM_NL__2PRFIN20041220_023724_000000382033_00089_14672_8272.N1	20-DEC-2004 02:37:24	Bright	38.000	119	14Eta Dra	2.7270	4700.0	76	14672	No
55	GOM_NL__2PRFIN20041220_023909_000000432033_00089_14672_8273.N1	20-DEC-2004 02:39:09	Bright	43.000	55	79Zet UMa	2.0600	10200.	86	14672	No
56	GOM_NL__2PRFIN20041220_024109_000000572033_00089_14672_8274.N1	20-DEC-2004 02:41:09	Bright	57.000	39	85Eta UMa	1.8540	24000.	114	14672	No
57	GOM_NL__2PRFIN20041220_024440_000000562033_00089_14672_8275.N1	20-DEC-2004 02:44:40	Bright	56.000	180	27Gam Boo	3.0400	8000.0	112	14672	No
58	GOM_NL__2PRFIN20041220_024758_000000552033_00089_14672_8276.N1	20-DEC-2004 02:47:58	Bright	55.000	83		2.3780	11000.	110	14672	No
59	GOM_NL__2PRFIN20041220_025128_000000632033_00089_14672_8277.N1	20-DEC-2004 02:51:28	Bright	63.000	111	8Eta Boo	2.6800	6000.0	126	14672	No
60	GOM_NL__2PRFIN20041220_025305_000000372033_00089_14672_8278.N1	20-DEC-2004 02:53:05	Bright	36.500	102	24Alp Ser	2.6000	4250.0	73	14672	No
61	GOM_NL__2PRFIN20041220_025552_000000612033_00089_14672_8279.N1	20-DEC-2004 02:55:52	Bright	60.500	138	47Eps Vir	2.8280	4700.0	121	14672	No
62	GOM_NL__2PRFIN20041220_030010_000000392033_00089_14672_8280.N1	20-DEC-2004 03:00:10	Bright	38.500	122	9Alp2Lib	2.7470	9700.0	77	14672	No
63	GOM_NL__2PRFIN20041220_030153_000000602033_00089_14672_8281.N1	20-DEC-2004 03:01:53	Tw_i_and_stray	59.500	15	67Alp Vir	0.97600	28000.	119	14672	No
64	GOM_NL__2PRFIN20041220_030523_000000492033_00089_14672_8282.N1	20-DEC-2004 03:05:23	Dark	49.000	169	46Gam Hya	2.9910	4700.0	98	14672	No
65	GOM_NL__2PRFIN20041220_030725_000000392033_00089_14672_8283.N1	20-DEC-2004 03:07:25	Dark	38.500	81	Eta Cen	2.3560	28000.	77	14672	No
66	GOM_NL__2PRFIN20041220_030837_000000392033_00089_14672_8284.N1	20-DEC-2004 03:08:37	Dark	38.500	78	Alp Lup	2.3040	28000.	77	14672	No
67	GOM_NL__2PRFIN20041220_031208_000000522033_00089_14672_8285.N1	20-DEC-2004 03:12:08	Dark	52.000	4	Alp1Cen	-0.010000	5800.0	104	14672	No
68	GOM_NL__2PRFIN20041220_031521_000000422033_00090_14673_8251.N1	20-DEC-2004 03:15:21	Dark	41.500	12	Alp1Cru	0.77500	30000.	83	14673	No
69	GOM_NL__2PRFIN20041220_032019_000000412033_00090_14673_8252.N1	20-DEC-2004 03:20:19	Dark	40.500	159	Ups Car	2.9200	7200.0	81	14673	No
70	GOM_NL__2PRFIN20041220_032147_000000442033_00090_14673_8253.N1	20-DEC-2004 03:21:47	Dark	44.000	71	lot Car	2.2460	7700.0	88	14673	No
71	GOM_NL__2PRFIN20041220_032337_000000482033_00090_14673_8254.N1	20-DEC-2004 03:23:37	Dark	48.000	41	Eps Car	1.8600	4100.0	96	14673	No
72	GOM_NL__2PRFIN20041220_032631_000000502033_00090_14673_8255.N1	20-DEC-2004 03:26:31	Dark	50.000	34	Gam2Vel	1.7930	23000.	100	14673	No
73	GOM_NL__2PRFIN20041220_032819_000000532033_00090_14673_8256.N1	20-DEC-2004 03:28:19	Dark	53.000	2	Alp Car	-0.73600	7000.0	106	14673	No
74	GOM_NL__2PRFIN20041220_033111_000000572033_00090_14673_8257.N1	20-DEC-2004 03:31:11	Dark	57.000	117	Pi Pup	2.7060	3800.0	114	14673	No
75	GOM_NL__2PRFIN20041220_033420_000000542033_00090_14673_8258.N1	20-DEC-2004 03:34:20	Straylight	54.000	23	21Eps CMa	1.5020	26000.	108	14673	No
76	GOM_NL__2PRFIN20041220_033603_000000562033_00090_14673_8259.N1	20-DEC-2004 03:36:03	Straylight	55.500	179	24Omi2CMa	3.0320	24000.	111	14673	No
77	GOM_NL__2PRFIN20041220_033854_000000632033_00090_14673_8260.N1	20-DEC-2004 03:38:54	Straylight	63.000	1	9Alp CMa	-1.4400	11000.	126	14673	No
78	GOM_NL__2PRFIN20041220_034203_000000542033_00090_14673_8261.N1	20-DEC-2004 03:42:03	Straylight	54.000	7	19Bet Ori	0.10000	14000.	108	14673	No
79	GOM_NL__2PRFIN20041220_034412_000000472033_00090_14673_8262.N1	20-DEC-2004 03:44:12	Straylight	47.000	30	46Eps Ori	1.6940	30000.	94	14673	No
80	GOM_NL__2PRFIN20041220_034709_000000602033_00090_14673_8263.N1	20-DEC-2004 03:47:09	Tw_i_and_stray	59.500	14	58Alp Ori	0.87000	3000.0	119	14673	No
81	GOM_NL__2PRFIN20041220_034918_000000492033_00090_14673_8264.N1	20-DEC-2004 03:49:18	Tw_i_and_stray	49.000	13	87Alp Tau	0.86700	3800.0	98	14673	No
82	GOM_NL__2PRFIN20041220_035141_000000372033_00090_14673_8265.N1	20-DEC-2004 03:51:41	Bright	37.000	146	25Eta Tau	2.8730	15200.	74	14673	No
83	GOM_NL__2PRFIN20041220_035346_000000382033_00090_14673_8266.N1	20-DEC-2004 03:53:46	Bright	38.000	150	44Zet Per	2.8900	28000.	76	14673	No
84	GOM_NL__2PRFIN20041220_035601_000000372033_00090_14673_8267.N1	20-DEC-2004 03:56:01	Bright	37.000	149	45Eps Per	2.8880	30000.	74	14673	No
85	GOM_NL__2PRFIN20041220_035813_000000392033_00090_14673_8268.N1	20-DEC-2004 03:58:13	Bright	39.000	175	39Del Per	3.0100	19400.	78	14673	No
86	GOM_NL__2PRFIN20041220_040007_000000382033_00090_14673_8269.N1	20-DEC-2004 04:00:07	Bright	37.500	160	23Gam Per	2.9300	4700.0	75	14673	No
87	GOM_NL__2PRFIN20041220_040333_000000392033_00090_14673_8270.N1	20-DEC-2004 04:03:33	Bright	38.500	110	37Del Cas	2.6780	8900.0	77	14673	No
88	GOM_NL__2PRFIN20041220_040954_000000182033_00090_14673_8271.N1	20-DEC-2004 04:09:54	Tw_i_and_stray	18.000	49	1Alp UMi	1.9900	6300.0	36	14673	No
89	GOM_NL__2PRFIN20041220_041435_000000412033_00090_14673_8272.N1	20-DEC-2004 04:14:35	Bright	40.500	60	7Bet UMi	2.0810	3950.0	81	14673	No
90	GOM_NL__2PRFIN20041220_041800_000000392033_00090_14673_8273.N1	20-DEC-2004 04:18:00	Bright	39.000	119	14Eta Dra	2.7270	4700.0	78	14673	No
91	GOM_NL__2PRFIN20041220_041944_000000432033_00090_14673_8274.N1	20-DEC-2004 04:19:44	Bright	42.500	55	79Zet UMa	2.0600	10200.	85	14673	No
92	GOM_NL__2PRFIN20041220_042144_000000452033_00090_14673_8275.N1	20-DEC-2004 04:21:44	Bright	44.500	39	85Eta UMa	1.8540	24000.	89	14673	No
93	GOM_NL__2PRFIN20041220_042513_000000422033_00090_14673_8276.N1	20-DEC-2004 04:25:13	Bright	42.000	180	27Gam Boo	3.0400	8000.0	84	14673	No
94	GOM_NL__2PRFIN20041220_042833_000000402033_00090_14673_8277.N1	20-DEC-2004 04:28:33	Bright	39.500	83		2.3780	11000.	79	14673	No
95	GOM_NL__2PRFIN20041220_043204_000000542033_00090_14673_8278.N1	20-DEC-2004 04:32:04	Bright	53.500	111	8Eta Boo	2.6800	6000.0	107	14673	No
96	GOM_NL__2PRFIN20041220_043339_000000392033_00090_14673_8279.N1	20-DEC-2004 04:33:39	Bright	38.500	102	24Alp Ser	2.6000	4250.0	77	14673	No
97	GOM_NL__2PRFIN20041220_043629_000000592033_00090_14673_8280.N1	20-DEC-2004 04:36:29	Bright	58.500	138	47Eps Vir	2.8280	4700.0	117	14673	No
98	GOM_NL__2PRFIN20041220_044046_000000382033_00090_14673_8281.N1	20-DEC-2004 04:40:46	Bright	38.000	122	9Alp2Lib	2.7470	9700.0	76	14673	No
99	GOM_NL__2PRFIN20041220_044230_000000602033_00090_14673_8282.N1	20-DEC-2004 04:42:30	Tw_i_and_stray	60.000	15	67Alp Vir	0.97600	28000.	120	14673	No
100	GOM_NL__2PRFIN20041220_044600_000000532033_00090_14673_8283.N1	20-DEC-2004 04:46:00	Dark	53.000	169	46Gam Hya	2.9910	4700.0	106	14673	No
101	GOM_NL__2PRFIN20041220_044759_000000442033_00090_14673_8284.N1	20-DEC-2004 04:47:59	Dark	44.000	81	Eta Cen	2.3560	28000.	88	14673	No

102	GOM_NL__2PRFIN20041220_044914_000000432033_00090_14673_8285.N1	20-DEC-2004 04:49:14	Dark	43.000	78	Alp Lup	2.3040	28000.	86	14673	No
103	GOM_NL__2PRFIN20041220_045245_000000432033_00090_14673_8286.N1	20-DEC-2004 04:52:45	Dark	42.500	4	Alp1Cen	-0.010000	5800.0	85	14673	No
104	GOM_NL__2PRFIN20041220_045558_000000402033_00091_14674_8251.N1	20-DEC-2004 04:55:58	Dark	40.000	12	Alp1Cru	0.77500	30000.	80	14674	No
105	GOM_NL__2PRFIN20041220_050056_000000422033_00091_14674_8252.N1	20-DEC-2004 05:00:56	Dark	41.500	159	Ups Car	2.9200	7200.0	83	14674	No
106	GOM_NL__2PRFIN20041220_050222_000000472033_00091_14674_8253.N1	20-DEC-2004 05:02:22	Dark	46.500	71	Iot Car	2.2460	7700.0	93	14674	No
107	GOM_NL__2PRFIN20041220_050414_000000492033_00091_14674_8254.N1	20-DEC-2004 05:04:14	Dark	48.500	41	Eps Car	1.8600	4100.0	97	14674	No
108	GOM_NL__2PRFIN20041220_050708_000000512033_00091_14674_8255.N1	20-DEC-2004 05:07:08	Dark	50.500	34	Gam2Vel	1.7930	23000.	101	14674	No
109	GOM_NL__2PRFIN20041220_050856_000000542033_00091_14674_8256.N1	20-DEC-2004 05:08:56	Dark	54.000	2	Alp Car	-0.73600	7000.0	108	14674	No
110	GOM_NL__2PRFIN20041220_051150_000000522033_00091_14674_8257.N1	20-DEC-2004 05:11:50	Dark	52.000	117	Pi Pup	2.7060	3800.0	104	14674	No
111	GOM_NL__2PRFIN20041220_051457_000000562033_00091_14674_8258.N1	20-DEC-2004 05:14:57	Straylight	55.500	23	21Eps CMa	1.5020	26000.	111	14674	No
112	GOM_NL__2PRFIN20041220_051640_000000552033_00091_14674_8259.N1	20-DEC-2004 05:16:40	Straylight	55.000	179	24Omi2CMa	3.0320	24000.	110	14674	No
113	GOM_NL__2PRFIN20041220_051928_000000692033_00091_14674_8260.N1	20-DEC-2004 05:19:28	Straylight	69.000	1	9Alp CMa	-1.4400	11000.	138	14674	No
114	GOM_NL__2PRFIN20041220_052242_000000552033_00091_14674_8261.N1	20-DEC-2004 05:22:42	Straylight	54.500	7	19Bet Ori	0.10000	14000.	109	14674	No
115	GOM_NL__2PRFIN20041220_052449_000000482033_00091_14674_8262.N1	20-DEC-2004 05:24:49	Straylight	48.000	30	46Eps Ori	1.6940	30000.	96	14674	No
116	GOM_NL__2PRFIN20041220_052745_000000592033_00091_14674_8263.N1	20-DEC-2004 05:27:45	Twi_and_stray	59.000	14	58Alp Ori	0.87000	3000.0	118	14674	No
117	GOM_NL__2PRFIN20041220_052957_000000532033_00091_14674_8264.N1	20-DEC-2004 05:29:57	Twi_and_stray	53.000	13	87Alp Tau	0.86700	3800.0	106	14674	No
118	GOM_NL__2PRFIN20041220_053217_000000382033_00091_14674_8265.N1	20-DEC-2004 05:32:17	Bright	38.000	146	25Eta Tau	2.8730	15200.	76	14674	No
119	GOM_NL__2PRFIN20041220_053423_000000372033_00091_14674_8266.N1	20-DEC-2004 05:34:23	Bright	36.500	150	44Zet Per	2.8900	28000.	73	14674	No
120	GOM_NL__2PRFIN20041220_053638_000000372033_00091_14674_8267.N1	20-DEC-2004 05:36:38	Bright	37.000	149	45Eps Per	2.8880	30000.	74	14674	No
121	GOM_NL__2PRFIN20041220_053852_000000362033_00091_14674_8268.N1	20-DEC-2004 05:38:52	Bright	36.000	175	39Del Per	3.0100	19400.	72	14674	No
122	GOM_NL__2PRFIN20041220_054044_000000382033_00091_14674_8269.N1	20-DEC-2004 05:40:44	Bright	38.000	160	23Gam Per	2.9300	4700.0	76	14674	No
123	GOM_NL__2PRFIN20041220_054409_000000382033_00091_14674_8270.N1	20-DEC-2004 05:44:09	Bright	37.500	110	37Del Cas	2.6780	8900.0	75	14674	No
124	GOM_NL__2PRFIN20041220_055511_000000392033_00091_14674_8271.N1	20-DEC-2004 05:55:11	Bright	38.500	60	7Bet UMi	2.0810	3950.0	77	14674	No
125	GOM_NL__2PRFIN20041220_055836_000000372033_00091_14674_8272.N1	20-DEC-2004 05:58:36	Bright	37.000	119	14Eta Dra	2.7270	4700.0	74	14674	No
126	GOM_NL__2PRFIN20041220_060020_000000442033_00091_14674_8273.N1	20-DEC-2004 06:00:20	Bright	44.000	55	79Zet UMa	2.0600	10200.	88	14674	No
127	GOM_NL__2PRFIN20041220_060221_000000442033_00091_14674_8274.N1	20-DEC-2004 06:02:21	Bright	44.000	39	85Eta UMa	1.8540	24000.	88	14674	No
128	GOM_NL__2PRFIN20041220_060550_000000562033_00091_14674_8275.N1	20-DEC-2004 06:05:50	Bright	56.000	180	27Gam Boo	3.0400	8000.0	112	14674	No
129	GOM_NL__2PRFIN20041220_060910_000000422033_00091_14674_8276.N1	20-DEC-2004 06:09:10	Bright	41.500	83		2.3780	11000.	83	14674	No
130	GOM_NL__2PRFIN20041220_061241_000000632033_00091_14674_8277.N1	20-DEC-2004 06:12:41	Bright	63.000	111	8Eta Boo	2.6800	6000.0	126	14674	No
131	GOM_NL__2PRFIN20041220_061416_000000392033_00091_14674_8278.N1	20-DEC-2004 06:14:16	Bright	38.500	102	24Alp Ser	2.6000	4250.0	77	14674	No
132	GOM_NL__2PRFIN20041220_061705_000000652033_00091_14674_8279.N1	20-DEC-2004 06:17:05	Bright	64.500	138	47Eps Vir	2.8280	4700.0	129	14674	No
133	GOM_NL__2PRFIN20041220_062120_000000412033_00091_14674_8280.N1	20-DEC-2004 06:21:20	Bright	41.000	122	9Alp2Lib	2.7470	9700.0	82	14674	No
134	GOM_NL__2PRFIN20041220_062306_000000602033_00091_14674_8281.N1	20-DEC-2004 06:23:06	Twi_and_stray	60.000	15	67Alp Vir	0.97600	28000.	120	14674	No
135	GOM_NL__2PRFIN20041220_062637_000000492033_00091_14674_8282.N1	20-DEC-2004 06:26:37	Dark	49.000	169	46Gam Hya	2.9910	4700.0	98	14674	No
136	GOM_NL__2PRFIN20041220_062837_000000432033_00091_14674_8283.N1	20-DEC-2004 06:28:37	Dark	43.000	81	Eta Cen	2.3560	28000.	86	14674	No
137	GOM_NL__2PRFIN20041220_062951_000000412033_00091_14674_8284.N1	20-DEC-2004 06:29:51	Dark	40.500	78	Alp Lup	2.3040	28000.	81	14674	No
138	GOM_NL__2PRFIN20041220_063321_000000442033_00091_14674_8285.N1	20-DEC-2004 06:33:21	Dark	44.000	4	Alp1Cen	-0.010000	5800.0	88	14674	No
139	GOM_NL__2PRFIN20041220_063634_000000432033_00092_14675_7418.N1	20-DEC-2004 06:36:34	Dark	42.500	12	Alp1Cru	0.77500	30000.	85	14675	No
140	GOM_NL__2PRFIN20041220_064133_000000402033_00092_14675_7419.N1	20-DEC-2004 06:41:33	Dark	40.000	159	Ups Car	2.9200	7200.0	80	14675	No
141	GOM_NL__2PRFIN20041220_064300_000000452033_00092_14675_7420.N1	20-DEC-2004 06:43:00	Dark	44.500	71	Iot Car	2.2460	7700.0	89	14675	No
142	GOM_NL__2PRFIN20041220_064451_000000482033_00092_14675_7421.N1	20-DEC-2004 06:44:51	Dark	47.500	41	Eps Car	1.8600	4100.0	95	14675	No
143	GOM_NL__2PRFIN20041220_064745_000000542033_00092_14675_7422.N1	20-DEC-2004 06:47:45	Dark	53.500	34	Gam2Vel	1.7930	23000.	107	14675	No
144	GOM_NL__2PRFIN20041220_064933_000000482033_00092_14675_7423.N1	20-DEC-2004 06:49:33	Dark	47.500	2	Alp Car	-0.73600	7000.0	95	14675	No
145	GOM_NL__2PRFIN20041220_065226_000000522033_00092_14675_7424.N1	20-DEC-2004 06:52:26	Dark	52.000	117	Pi Pup	2.7060	3800.0	104	14675	No
146	GOM_NL__2PRFIN20041220_065534_000000552033_00092_14675_7425.N1	20-DEC-2004 06:55:34	Straylight	54.500	23	21Eps CMa	1.5020	26000.	109	14675	No
147	GOM_NL__2PRFIN20041220_065716_000000562033_00092_14675_7426.N1	20-DEC-2004 06:57:16	Straylight	55.500	179	24Omi2CMa	3.0320	24000.	111	14675	No
148	GOM_NL__2PRFIN20041220_070004_000000632033_00092_14675_7427.N1	20-DEC-2004 07:00:04	Straylight	63.000	1	9Alp CMa	-1.4400	11000.	126	14675	No
149	GOM_NL__2PRFIN20041220_070318_000000532033_00092_14675_7428.N1	20-DEC-2004 07:03:18	Straylight	52.500	7	19Bet Ori	0.10000	14000.	105	14675	No
150	GOM_NL__2PRFIN20041220_070525_000000502033_00092_14675_7429.N1	20-DEC-2004 07:05:25	Straylight	49.500	30	46Eps Ori	1.6940	30000.	99	14675	No
151	GOM_NL__2PRFIN20041220_070821_000000622033_00092_14675_7430.N1	20-DEC-2004 07:08:21	Twi_and_stray	62.000	14	58Alp Ori	0.87000	3000.0	124	14675	No
152	GOM_NL__2PRFIN20041220_071033_000000502033_00092_14675_7431.N1	20-DEC-2004 07:10:33	Twi_and_stray	49.500	13	87Alp Tau	0.86700	3800.0	99	14675	No
153	GOM_NL__2PRFIN20041220_071253_000000372033_00092_14675_7432.N1	20-DEC-2004 07:12:53	Bright	36.500	146	25Eta Tau	2.8730	15200.	73	14675	No
154	GOM_NL__2PRFIN20041220_071431_000000432033_00092_14675_7433.N1	20-DEC-2004 07:14:31	Bright	43.000	28	12Bet Tau	1.6500	15200.	86	14675	No
155	GOM_NL__2PRFIN20041220_071714_000000362033_00092_14675_7434.N1	20-DEC-2004 07:17:14	Bright	36.000	149	45Eps Per	2.8880	30000.	72	14675	No
156	GOM_NL__2PRFIN20041220_071928_000000362033_00092_14675_7435.N1	20-DEC-2004 07:19:28	Bright	36.000	175	39Del Per	3.0100	19400.	72	14675	No
157	GOM_NL__2PRFIN20041220_072120_000000382033_00092_14675_7436.N1	20-DEC-2004 07:21:20	Bright	37.500	160	23Gam Per	2.9300	4700.0	75	14675	No
158	GOM_NL__2PRFIN20041220_072446_000000392033_00092_14675_7437.N1	20-DEC-2004 07:24:46	Bright	39.000	110	37Del Cas	2.6780	8900.0	78	14675	No
159	GOM_NL__2PRFIN20041220_073106_000000362033_00092_14675_7438.N1	20-DEC-2004 07:31:06	Bright	36.000	49	1Alp UMi	1.9900	6300.0	72	14675	No
160	GOM_NL__2PRFIN20041220_073547_000000382033_00092_14675_7439.N1	20-DEC-2004 07:35:47	Bright	38.000	60	7Bet UMi	2.0810	3950.0	76	14675	No



161	GOM_NL__2PRFIN20041220_073910_000000392033_00092_14675_7440.N1	20-DEC-2004 07:39:10	Bright	39.000	119	14Eta Dra	2.7270	4700.0	78	14675	No
162	GOM_NL__2PRFIN20041220_074056_000000442033_00092_14675_7441.N1	20-DEC-2004 07:40:56	Bright	43.500	55	79Zet UMa	2.0600	10200.	87	14675	No
163	GOM_NL__2PRFIN20041220_074256_000000432033_00092_14675_7442.N1	20-DEC-2004 07:42:56	Bright	42.500	39	85Eta UMa	1.8540	24000.	85	14675	No
164	GOM_NL__2PRFIN20041220_074627_000000402033_00092_14675_7443.N1	20-DEC-2004 07:46:27	Bright	40.000	180	27Gam Boo	3.0400	8000.0	80	14675	No
165	GOM_NL__2PRFIN20041220_074946_000000412033_00092_14675_7444.N1	20-DEC-2004 07:49:46	Bright	40.500	83		2.3780	11000.	81	14675	No
166	GOM_NL__2PRFIN20041220_075317_000000472033_00092_14675_7445.N1	20-DEC-2004 07:53:17	Bright	46.500	111	8Eta Boo	2.6800	6000.0	93	14675	No
167	GOM_NL__2PRFIN20041220_075454_000000372033_00092_14675_7446.N1	20-DEC-2004 07:54:54	Bright	37.000	102	24Alp Ser	2.6000	4250.0	74	14675	No
168	GOM_NL__2PRFIN20041220_075743_000000652033_00092_14675_7447.N1	20-DEC-2004 07:57:43	Bright	65.000	138	47Eps Vir	2.8280	4700.0	130	14675	No
169	GOM_NL__2PRFIN20041220_080159_000000402033_00092_14675_7448.N1	20-DEC-2004 08:01:59	Bright	40.000	122	9Alp2Lib	2.7470	9700.0	80	14675	No
170	GOM_NL__2PRFIN20041220_080343_000000582033_00092_14675_7449.N1	20-DEC-2004 08:03:43	Tw_i_and_stray	57.500	15	67Alp Vir	0.97600	28000.	115	14675	No
171	GOM_NL__2PRFIN20041220_080714_000000512033_00092_14675_7450.N1	20-DEC-2004 08:07:14	Dark	50.500	169	46Gam Hya	2.9910	4700.0	101	14675	No
172	GOM_NL__2PRFIN20041220_080914_000000402033_00092_14675_7451.N1	20-DEC-2004 08:09:14	Dark	40.000	81	Eta Cen	2.3560	28000.	80	14675	No
173	GOM_NL__2PRFIN20041220_081027_000000412033_00092_14675_7452.N1	20-DEC-2004 08:10:27	Dark	41.000	78	Alp Lup	2.3040	28000.	82	14675	No
174	GOM_NL__2PRFIN20041220_081357_000000522033_00092_14675_7453.N1	20-DEC-2004 08:13:57	Dark	52.000	4	Alp1Cen	-0.010000	5800.0	104	14675	No
175	GOM_NL__2PRFIN20041220_081711_000000442033_00093_14676_7418.N1	20-DEC-2004 08:17:11	Dark	44.000	12	Alp1Cru	0.77500	30000.	88	14676	No
176	GOM_NL__2PRFIN20041220_082210_000000402033_00093_14676_7419.N1	20-DEC-2004 08:22:10	Dark	39.500	159	Ups Car	2.9200	7200.0	79	14676	No
177	GOM_NL__2PRFIN20041220_082338_000000432033_00093_14676_7420.N1	20-DEC-2004 08:23:38	Dark	43.000	71	Iot Car	2.2460	7700.0	86	14676	No
178	GOM_NL__2PRFIN20041220_082528_000000482033_00093_14676_7421.N1	20-DEC-2004 08:25:28	Dark	47.500	41	Eps Car	1.8600	4100.0	95	14676	No
179	GOM_NL__2PRFIN20041220_082822_000000492033_00093_14676_7422.N1	20-DEC-2004 08:28:22	Dark	48.500	34	Gam2Vel	1.7930	23000.	97	14676	No
180	GOM_NL__2PRFIN20041220_083009_000000432033_00093_14676_7423.N1	20-DEC-2004 08:30:09	Dark	43.000	2	Alp Car	-0.73600	7000.0	86	14676	No
181	GOM_NL__2PRFIN20041220_083303_000000512033_00093_14676_7424.N1	20-DEC-2004 08:33:03	Dark	51.000	117	Pi Pup	2.7060	3800.0	102	14676	No
182	GOM_NL__2PRFIN20041220_083610_000000532033_00093_14676_7425.N1	20-DEC-2004 08:36:10	Straylight	52.500	23	21Eps CMa	1.5020	26000.	105	14676	No
183	GOM_NL__2PRFIN20041220_083752_000000552033_00093_14676_7426.N1	20-DEC-2004 08:37:52	Straylight	54.500	179	24Omi2CMa	3.0320	24000.	109	14676	No
184	GOM_NL__2PRFIN20041220_084042_000000682033_00093_14676_7427.N1	20-DEC-2004 08:40:42	Straylight	68.000	1	9Alp CMa	-1.4400	11000.	136	14676	No
185	GOM_NL__2PRFIN20041220_084354_000000482033_00093_14676_7428.N1	20-DEC-2004 08:43:54	Dark	48.000	7	19Bet Ori	0.10000	14000.	96	14676	Yes
186	GOM_NL__2PRFIN20041220_084601_000000502033_00093_14676_7429.N1	20-DEC-2004 08:46:01	Straylight	49.500	30	46Eps Ori	1.6940	30000.	99	14676	No
187	GOM_NL__2PRFIN20041220_084857_000000622033_00093_14676_7430.N1	20-DEC-2004 08:48:57	Tw_i_and_stray	62.000	14	58Alp Ori	0.87000	3000.0	124	14676	No
188	GOM_NL__2PRFIN20041220_085109_000000532033_00093_14676_7431.N1	20-DEC-2004 08:51:09	Tw_i_and_stray	53.000	13	87Alp Tau	0.86700	3800.0	106	14676	No
189	GOM_NL__2PRFIN20041220_085330_000000372033_00093_14676_7432.N1	20-DEC-2004 08:53:30	Bright	37.000	146	25Eta Tau	2.8730	15200.	74	14676	No
190	GOM_NL__2PRFIN20041220_085506_000000432033_00093_14676_7433.N1	20-DEC-2004 08:55:06	Bright	43.000	28	12Bet Tau	1.6500	15200.	86	14676	No
191	GOM_NL__2PRFIN20041220_085750_000000372033_00093_14676_7434.N1	20-DEC-2004 08:57:50	Bright	37.000	149	45Eps Per	2.8880	30000.	74	14676	No
192	GOM_NL__2PRFIN20041220_090004_000000362033_00093_14676_7435.N1	20-DEC-2004 09:00:04	Bright	35.500	175	39Del Per	3.0100	19400.	71	14676	No
193	GOM_NL__2PRFIN20041220_090157_000000382033_00093_14676_7436.N1	20-DEC-2004 09:01:57	Bright	37.500	160	23Gam Per	2.9300	4700.0	75	14676	No
194	GOM_NL__2PRFIN20041220_090523_000000382033_00093_14676_7437.N1	20-DEC-2004 09:05:23	Bright	37.500	110	37Del Cas	2.6780	8900.0	75	14676	No
195	GOM_NL__2PRFIN20041220_091143_000000362033_00093_14676_7438.N1	20-DEC-2004 09:11:43	Bright	35.500	49	1Alp UMi	1.9900	6300.0	71	14676	No
196	GOM_NL__2PRFIN20041220_091623_000000412033_00093_14676_7439.N1	20-DEC-2004 09:16:23	Bright	41.000	60	7Bet UMi	2.0810	3950.0	82	14676	No
197	GOM_NL__2PRFIN20041220_091948_000000382033_00093_14676_7440.N1	20-DEC-2004 09:19:48	Bright	37.500	119	14Eta Dra	2.7270	4700.0	75	14676	No
198	GOM_NL__2PRFIN20041220_092132_000000432033_00093_14676_7441.N1	20-DEC-2004 09:21:32	Bright	42.500	55	79Zet UMa	2.0600	10200.	85	14676	No
199	GOM_NL__2PRFIN20041220_092332_000000442033_00093_14676_7442.N1	20-DEC-2004 09:23:32	Bright	43.500	39	85Eta UMa	1.8540	24000.	87	14676	No
200	GOM_NL__2PRFIN20041220_092704_000000392033_00093_14676_7443.N1	20-DEC-2004 09:27:04	Bright	38.500	180	27Gam Boo	3.0400	8000.0	77	14676	No
201	GOM_NL__2PRFIN20041220_093022_000000402033_00093_14676_7444.N1	20-DEC-2004 09:30:22	Bright	39.500	83		2.3780	11000.	79	14676	No
202	GOM_NL__2PRFIN20041220_093353_000000442033_00093_14676_7445.N1	20-DEC-2004 09:33:53	Bright	44.000	111	8Eta Boo	2.6800	6000.0	88	14676	No
203	GOM_NL__2PRFIN20041220_093530_000000372033_00093_14676_7446.N1	20-DEC-2004 09:35:30	Bright	36.500	102	24Alp Ser	2.6000	4250.0	73	14676	No
204	GOM_NL__2PRFIN20041220_093819_000000642033_00093_14676_7447.N1	20-DEC-2004 09:38:19	Bright	64.000	138	47Eps Vir	2.8280	4700.0	128	14676	No
205	GOM_NL__2PRFIN20041220_094235_000000392033_00093_14676_7448.N1	20-DEC-2004 09:42:35	Bright	38.500	122	9Alp2Lib	2.7470	9700.0	77	14676	No
206	GOM_NL__2PRFIN20041220_094420_000000542033_00093_14676_7449.N1	20-DEC-2004 09:44:20	Tw_i_and_stray	54.000	15	67Alp Vir	0.97600	28000.	108	14676	No
207	GOM_NL__2PRFIN20041220_094751_000000522033_00093_14676_7450.N1	20-DEC-2004 09:47:51	Dark	52.000	169	46Gam Hya	2.9910	4700.0	104	14676	No
208	GOM_NL__2PRFIN20041220_094950_000000402033_00093_14676_7451.N1	20-DEC-2004 09:49:50	Dark	40.000	81	Eta Cen	2.3560	28000.	80	14676	No
209	GOM_NL__2PRFIN20041220_095103_000000422033_00093_14676_7452.N1	20-DEC-2004 09:51:03	Dark	41.500	78	Alp Lup	2.3040	28000.	83	14676	No
210	GOM_NL__2PRFIN20041220_095433_000000452033_00093_14676_7453.N1	20-DEC-2004 09:54:33	Dark	45.000	4	Alp1Cen	-0.010000	5800.0	90	14676	No
211	GOM_NL__2PRFIN20041220_095747_000000422033_00094_14677_7418.N1	20-DEC-2004 09:57:47	Dark	41.500	12	Alp1Cru	0.77500	30000.	83	14677	No
212	GOM_NL__2PRFIN20041220_100246_000000412033_00094_14677_7419.N1	20-DEC-2004 10:02:46	Dark	41.000	159	Ups Car	2.9200	7200.0	82	14677	No
213	GOM_NL__2PRFIN20041220_100414_000000432033_00094_14677_7420.N1	20-DEC-2004 10:04:14	Dark	43.000	71	Iot Car	2.2460	7700.0	86	14677	No
214	GOM_NL__2PRFIN20041220_100604_000000532033_00094_14677_7421.N1	20-DEC-2004 10:06:04	Dark	52.500	41	Eps Car	1.8600	4100.0	105	14677	No
215	GOM_NL__2PRFIN20041220_100859_000000492033_00094_14677_7422.N1	20-DEC-2004 10:08:59	Dark	48.500	34	Gam2Vel	1.7930	23000.	97	14677	No
216	GOM_NL__2PRFIN20041220_101046_000000532033_00094_14677_7423.N1	20-DEC-2004 10:10:46	Dark	52.500	2	Alp Car	-0.73600	7000.0	105	14677	No
217	GOM_NL__2PRFIN20041220_101340_000000562033_00094_14677_7424.N1	20-DEC-2004 10:13:40	Dark	55.500	117	Pi Pup	2.7060	3800.0	111	14677	No
218	GOM_NL__2PRFIN20041220_101646_000000542033_00094_14677_7425.N1	20-DEC-2004 10:16:46	Straylight	54.000	23	21Eps CMa	1.5020	26000.	108	14677	No
219	GOM_NL__2PRFIN20041220_101828_000000552033_00094_14677_7426.N1	20-DEC-2004 10:18:28	Straylight	54.500	179	24Omi2CMa	3.0320	24000.	109	14677	No

220	GOM_NL__2PRFIN20041220_102430_000000482033_00094_14677_7427.N1	20-DEC-2004 10:24:30	Straylight	48.000	7	19Bet Ori	0.10000	14000.	96	14677	No
221	GOM_NL__2PRFIN20041220_102637_000000472033_00094_14677_7428.N1	20-DEC-2004 10:26:37	Straylight	47.000	30	46Eps Ori	1.6940	30000.	94	14677	No
222	GOM_NL__2PRFIN20041220_102932_000000612033_00094_14677_7429.N1	20-DEC-2004 10:29:32	Twi_and_stray	60.500	14	58Alp Ori	0.87000	3000.0	121	14677	No
223	GOM_NL__2PRFIN20041220_103144_000000522033_00094_14677_7430.N1	20-DEC-2004 10:31:44	Twi_and_stray	51.500	13	87Alp Tau	0.86700	3800.0	103	14677	No
224	GOM_NL__2PRFIN20041220_103406_000000372033_00094_14677_7431.N1	20-DEC-2004 10:34:06	Bright	37.000	146	25Eta Tau	2.8730	15200.	74	14677	No
225	GOM_NL__2PRFIN20041220_103542_000000442033_00094_14677_7432.N1	20-DEC-2004 10:35:42	Bright	43.500	28	12Bet Tau	1.6500	15200.	87	14677	No
226	GOM_NL__2PRFIN20041220_103826_000000372033_00094_14677_7433.N1	20-DEC-2004 10:38:26	Bright	37.000	149	45Eps Per	2.8880	30000.	74	14677	No
227	GOM_NL__2PRFIN20041220_104040_000000362033_00094_14677_7434.N1	20-DEC-2004 10:40:40	Bright	35.500	175	39Del Per	3.0100	19400.	71	14677	No
228	GOM_NL__2PRFIN20041220_104233_000000362033_00094_14677_7435.N1	20-DEC-2004 10:42:33	Bright	36.000	160	23Gam Per	2.9300	4700.0	72	14677	No
229	GOM_NL__2PRFIN20041220_104558_000000502033_00094_14677_7436.N1	20-DEC-2004 10:45:58	Bright	50.000	110	37Del Cas	2.6780	8900.0	100	14677	No
230	GOM_NL__2PRFIN20041220_105218_000000392033_00094_14677_7437.N1	20-DEC-2004 10:52:18	Bright	38.500	49	1Alp UMi	1.9900	6300.0	77	14677	No
231	GOM_NL__2PRFIN20041220_105658_000000412033_00094_14677_7438.N1	20-DEC-2004 10:56:58	Bright	40.500	60	7Bet UMi	2.0810	3950.0	81	14677	No
232	GOM_NL__2PRFIN20041220_110024_000000392033_00094_14677_7439.N1	20-DEC-2004 11:00:24	Bright	39.000	119	14Eta Dra	2.7270	4700.0	78	14677	No
233	GOM_NL__2PRFIN20041220_110207_000000412033_00094_14677_7440.N1	20-DEC-2004 11:02:07	Bright	41.000	55	79Zet UMa	2.0600	10200.	82	14677	No
234	GOM_NL__2PRFIN20041220_110408_000000452033_00094_14677_7441.N1	20-DEC-2004 11:04:08	Bright	44.500	39	85Eta UMa	1.8540	24000.	89	14677	No
235	GOM_NL__2PRFIN20041220_110740_000000392033_00094_14677_7442.N1	20-DEC-2004 11:07:40	Bright	39.000	180	27Gam Boo	3.0400	8000.0	78	14677	No
236	GOM_NL__2PRFIN20041220_111058_000000392033_00094_14677_7443.N1	20-DEC-2004 11:10:58	Bright	39.000	83		2.3780	11000.	78	14677	No
237	GOM_NL__2PRFIN20041220_111429_000000472033_00094_14677_7444.N1	20-DEC-2004 11:14:29	Bright	46.500	111	8Eta Boo	2.6800	6000.0	93	14677	No
238	GOM_NL__2PRFIN20041220_111606_000000362033_00094_14677_7445.N1	20-DEC-2004 11:16:06	Bright	35.500	102	24Alp Ser	2.6000	4250.0	71	14677	No
239	GOM_NL__2PRFIN20041220_111856_000000642033_00094_14677_7446.N1	20-DEC-2004 11:18:56	Bright	63.500	138	47Eps Vir	2.8280	4700.0	127	14677	No
240	GOM_NL__2PRFIN20041220_112312_000000532033_00094_14677_7447.N1	20-DEC-2004 11:23:12	Bright	53.000	122	9Alp2Lib	2.7470	9700.0	106	14677	No
241	GOM_NL__2PRFIN20041220_112456_000000592033_00094_14677_7448.N1	20-DEC-2004 11:24:56	Twi_and_stray	59.000	15	67Alp Vir	0.97600	28000.	118	14677	No
242	GOM_NL__2PRFIN20041220_112828_000000532033_00094_14677_7449.N1	20-DEC-2004 11:28:28	Dark	52.500	169	46Gam Hya	2.9910	4700.0	105	14677	No
243	GOM_NL__2PRFIN20041220_113026_000000422033_00094_14677_7450.N1	20-DEC-2004 11:30:26	Dark	41.500	81	Eta Cen	2.3560	28000.	83	14677	No
244	GOM_NL__2PRFIN20041220_113139_000000422033_00094_14677_7451.N1	20-DEC-2004 11:31:39	Dark	42.000	78	Alp Lup	2.3040	28000.	84	14677	No
245	GOM_NL__2PRFIN20041220_113509_000000462033_00094_14677_7452.N1	20-DEC-2004 11:35:09	Dark	45.500	4	Alp1Cen	-0.010000	5800.0	91	14677	No
246	GOM_NL__2PRFIN20041220_113823_000000442033_00095_14678_7418.N1	20-DEC-2004 11:38:23	Dark	44.000	12	Alp1Cru	0.77500	30000.	88	14678	No
247	GOM_NL__2PRFIN20041220_114322_000000402033_00095_14678_7419.N1	20-DEC-2004 11:43:22	Dark	40.000	159	Ups Car	2.9200	7200.0	80	14678	No
248	GOM_NL__2PRFIN20041220_114451_000000422033_00095_14678_7420.N1	20-DEC-2004 11:44:51	Dark	41.500	71	Iot Car	2.2460	7700.0	83	14678	No
249	GOM_NL__2PRFIN20041220_114640_000000412033_00095_14678_7421.N1	20-DEC-2004 11:46:40	Dark	41.000	41	Eps Car	1.8600	4100.0	82	14678	No
250	GOM_NL__2PRFIN20041220_114935_000000542033_00095_14678_7422.N1	20-DEC-2004 11:49:35	Dark	53.500	34	Gam2Vel	1.7930	23000.	107	14678	No
251	GOM_NL__2PRFIN20041220_115122_000000492033_00095_14678_7423.N1	20-DEC-2004 11:51:22	Dark	48.500	2	Alp Car	-0.73600	7000.0	97	14678	No
252	GOM_NL__2PRFIN20041220_115416_000000562033_00095_14678_7424.N1	20-DEC-2004 11:54:16	Dark	55.500	117	Pi Pup	2.7060	3800.0	111	14678	No
253	GOM_NL__2PRFIN20041220_115722_000000542033_00095_14678_7425.N1	20-DEC-2004 11:57:22	Straylight	53.500	23	21Eps CMa	1.5020	26000.	107	14678	No
254	GOM_NL__2PRFIN20041220_115902_000000552033_00095_14678_7426.N1	20-DEC-2004 11:59:02	Straylight	55.000	179	24Omi2CMa	3.0320	24000.	110	14678	No
255	GOM_NL__2PRFIN20041220_120155_000000622033_00095_14678_7427.N1	20-DEC-2004 12:01:55	Straylight	61.500	1	9Alp CMa	-1.4400	11000.	123	14678	No
256	GOM_NL__2PRFIN20041220_120506_000000522033_00095_14678_7428.N1	20-DEC-2004 12:05:06	Straylight	52.000	7	19Bet Ori	0.10000	14000.	104	14678	No
257	GOM_NL__2PRFIN20041220_120713_000000482033_00095_14678_7429.N1	20-DEC-2004 12:07:13	Straylight	48.000	30	46Eps Ori	1.6940	30000.	96	14678	No
258	GOM_NL__2PRFIN20041220_121008_000000622033_00095_14678_7430.N1	20-DEC-2004 12:10:08	Twi_and_stray	61.500	14	58Alp Ori	0.87000	3000.0	123	14678	No
259	GOM_NL__2PRFIN20041220_121220_000000522033_00095_14678_7431.N1	20-DEC-2004 12:12:20	Twi_and_stray	52.000	13	87Alp Tau	0.86700	3800.0	104	14678	No
260	GOM_NL__2PRFIN20041220_121441_000000392033_00095_14678_7432.N1	20-DEC-2004 12:14:41	Bright	38.500	146	25Eta Tau	2.8730	15200.	77	14678	No
261	GOM_NL__2PRFIN20041220_121617_000000432033_00095_14678_7433.N1	20-DEC-2004 12:16:17	Bright	43.000	28	12Bet Tau	1.6500	15200.	86	14678	No
262	GOM_NL__2PRFIN20041220_121902_000000372033_00095_14678_7434.N1	20-DEC-2004 12:19:02	Bright	37.000	149	45Eps Per	2.8880	30000.	74	14678	No
263	GOM_NL__2PRFIN20041220_122116_000000372033_00095_14678_7435.N1	20-DEC-2004 12:21:16	Bright	37.000	175	39Del Per	3.0100	19400.	74	14678	No
264	GOM_NL__2PRFIN20041220_122308_000000382033_00095_14678_7436.N1	20-DEC-2004 12:23:08	Bright	37.500	160	23Gam Per	2.9300	4700.0	75	14678	No
265	GOM_NL__2PRFIN20041220_122634_000000372033_00095_14678_7437.N1	20-DEC-2004 12:26:34	Bright	37.000	110	37Del Cas	2.6780	8900.0	74	14678	No
266	GOM_NL__2PRFIN20041220_123254_000000392033_00095_14678_7438.N1	20-DEC-2004 12:32:54	Bright	38.500	49	1Alp UMi	1.9900	6300.0	77	14678	No
267	GOM_NL__2PRFIN20041220_123734_000000392033_00095_14678_7439.N1	20-DEC-2004 12:37:34	Bright	39.000	60	7Bet UMi	2.0810	3950.0	78	14678	No
268	GOM_NL__2PRFIN20041220_124100_000000372033_00095_14678_7440.N1	20-DEC-2004 12:41:00	Bright	37.000	119	14Eta Dra	2.7270	4700.0	74	14678	No
269	GOM_NL__2PRFIN20041220_124242_000000442033_00095_14678_7441.N1	20-DEC-2004 12:42:42	Bright	43.500	55	79Zet UMa	2.0600	10200.	87	14678	No
270	GOM_NL__2PRFIN20041220_124443_000000442033_00095_14678_7442.N1	20-DEC-2004 12:44:43	Bright	43.500	39	85Eta UMa	1.8540	24000.	87	14678	No
271	GOM_NL__2PRFIN20041220_124816_000000392033_00095_14678_7443.N1	20-DEC-2004 12:48:16	Bright	38.500	180	27Gam Boo	3.0400	8000.0	77	14678	No
272	GOM_NL__2PRFIN20041220_125134_000000392033_00095_14678_7444.N1	20-DEC-2004 12:51:34	Bright	39.000	83		2.3780	11000.	78	14678	No
273	GOM_NL__2PRFIN20041220_125506_000000452033_00095_14678_7445.N1	20-DEC-2004 12:55:06	Bright	45.000	111	8Eta Boo	2.6800	6000.0	90	14678	No
274	GOM_NL__2PRFIN20041220_125642_000000362033_00095_14678_7446.N1	20-DEC-2004 12:56:42	Bright	35.500	102	24Alp Ser	2.6000	4250.0	71	14678	No
275	GOM_NL__2PRFIN20041220_125933_000000612033_00095_14678_7447.N1	20-DEC-2004 12:59:33	Bright	61.000	138	47Eps Vir	2.8280	4700.0	122	14678	No
276	GOM_NL__2PRFIN20041220_130348_000000392033_00095_14678_7448.N1	20-DEC-2004 13:03:48	Bright	38.500	122	9Alp2Lib	2.7470	9700.0	77	14678	No
277	GOM_NL__2PRFIN20041220_130533_000000572033_00095_14678_7449.N1	20-DEC-2004 13:05:33	Twi_and_stray	57.000	15	67Alp Vir	0.97600	28000.	114	14678	No
278	GOM_NL__2PRFIN20041220_130905_000000532033_00095_14678_7450.N1	20-DEC-2004 13:09:05	Dark	52.500	169	46Gam Hya	2.9910	4700.0	105	14678	No

279	GOM_NL__2PRFIN20041220_131103_000000412033_00095_14678_7451.N1	20-DEC-2004 13:11:03	Dark	40.500	81	Eta Cen	2.3560	28000.	81	14678	No
280	GOM_NL__2PRFIN20041220_131216_000000402033_00095_14678_7452.N1	20-DEC-2004 13:12:16	Dark	40.000	78	Alp Lup	2.3040	28000.	80	14678	No
281	GOM_NL__2PRFIN20041220_131545_000000522033_00095_14678_7453.N1	20-DEC-2004 13:15:45	Dark	51.500	4	Alp1Cen	-0.010000	5800.0	103	14678	No
282	GOM_NL__2PRFIN20041220_145808_000000402033_00097_14680_7419.N1	20-DEC-2004 14:58:08	Dark	39.500	145	Gam TrA	2.8720	10600.	79	14680	No
283	GOM_NL__2PRFIN20041220_145936_000000442033_00097_14680_7420.N1	20-DEC-2004 14:59:36	Dark	44.000	12	Alp1Cru	0.77500	30000.	88	14680	No
284	GOM_NL__2PRFIN20041220_150434_000000392033_00097_14680_7421.N1	20-DEC-2004 15:04:34	Dark	39.000	159	Ups Car	2.9200	7200.0	78	14680	No
285	GOM_NL__2PRFIN20041220_150604_000000442033_00097_14680_7422.N1	20-DEC-2004 15:06:04	Dark	43.500	71	Iot Car	2.2460	7700.0	87	14680	No
286	GOM_NL__2PRFIN20041220_150753_000000462033_00097_14680_7423.N1	20-DEC-2004 15:07:53	Dark	46.000	41	Eps Car	1.8600	4100.0	92	14680	No
287	GOM_NL__2PRFIN20041220_151047_000000492033_00097_14680_7424.N1	20-DEC-2004 15:10:47	Dark	48.500	34	Gam2Vel	1.7930	23000.	97	14680	No
288	GOM_NL__2PRFIN20041220_151233_000000492033_00097_14680_7425.N1	20-DEC-2004 15:12:33	Dark	48.500	2	Alp Car	-0.73600	7000.0	97	14680	No
289	GOM_NL__2PRFIN20041220_151528_000000552033_00097_14680_7426.N1	20-DEC-2004 15:15:28	Dark	54.500	117	Pi Pup	2.7060	3800.0	109	14680	No
290	GOM_NL__2PRFIN20041220_152015_000000552033_00097_14680_7427.N1	20-DEC-2004 15:20:15	Straylight	54.500	179	24Omi2CMa	3.0320	24000.	109	14680	No
291	GOM_NL__2PRFIN20041220_152304_000000682033_00097_14680_7428.N1	20-DEC-2004 15:23:04	Straylight	68.000	1	9Alp CMa	-1.4400	11000.	136	14680	No
292	GOM_NL__2PRFIN20041220_152618_000000522033_00097_14680_7429.N1	20-DEC-2004 15:26:18	Straylight	51.500	7	19Bet Ori	0.10000	14000.	103	14680	No
293	GOM_NL__2PRFIN20041220_152824_000000492033_00097_14680_7430.N1	20-DEC-2004 15:28:24	Straylight	48.500	30	46Eps Ori	1.6940	30000.	97	14680	No
294	GOM_NL__2PRFIN20041220_153118_000000622033_00097_14680_7431.N1	20-DEC-2004 15:31:18	Twi_and_stray	61.500	14	58Alp Ori	0.87000	3000.0	123	14680	No
295	GOM_NL__2PRFIN20041220_153331_000000522033_00097_14680_7432.N1	20-DEC-2004 15:33:31	Twi_and_stray	52.000	13	87Alp Tau	0.86700	3800.0	104	14680	No
296	GOM_NL__2PRFIN20041220_153553_000000382033_00097_14680_7433.N1	20-DEC-2004 15:35:53	Bright	37.500	146	25Eta Tau	2.8730	15200.	75	14680	No
297	GOM_NL__2PRFIN20041220_153729_000000442033_00097_14680_7434.N1	20-DEC-2004 15:37:29	Bright	44.000	28	12Bet Tau	1.6500	15200.	88	14680	No
298	GOM_NL__2PRFIN20041220_154014_000000372033_00097_14680_7435.N1	20-DEC-2004 15:40:14	Bright	37.000	149	45Eps Per	2.8880	30000.	74	14680	No
299	GOM_NL__2PRFIN20041220_154227_000000362033_00097_14680_7436.N1	20-DEC-2004 15:42:27	Bright	36.000	175	39Del Per	3.0100	19400.	72	14680	No
300	GOM_NL__2PRFIN20041220_154420_000000402033_00097_14680_7437.N1	20-DEC-2004 15:44:20	Bright	39.500	160	23Gam Per	2.9300	4700.0	79	14680	No
301	GOM_NL__2PRFIN20041220_154748_000000392033_00097_14680_7438.N1	20-DEC-2004 15:47:48	Bright	38.500	110	37Del Cas	2.6780	8900.0	77	14680	No
302	GOM_NL__2PRFIN20041220_155405_000000392033_00097_14680_7439.N1	20-DEC-2004 15:54:05	Bright	39.000	49	1Alp UMi	1.9900	6300.0	78	14680	No
303	GOM_NL__2PRFIN20041220_155847_000000392033_00097_14680_7440.N1	20-DEC-2004 15:58:47	Bright	38.500	60	7Bet UMi	2.0810	3950.0	77	14680	No
304	GOM_NL__2PRFIN20041220_160210_000000402033_00097_14680_7441.N1	20-DEC-2004 16:02:10	Bright	40.000	119	14Eta Dra	2.7270	4700.0	80	14680	No
305	GOM_NL__2PRFIN20041220_160354_000000422033_00097_14680_7442.N1	20-DEC-2004 16:03:54	Bright	41.500	55	79Zet UMa	2.0600	10200.	83	14680	No
306	GOM_NL__2PRFIN20041220_160555_000000452033_00097_14680_7443.N1	20-DEC-2004 16:05:55	Bright	45.000	39	85Eta UMa	1.8540	24000.	90	14680	No
307	GOM_NL__2PRFIN20041220_160927_000000402033_00097_14680_7444.N1	20-DEC-2004 16:09:27	Bright	40.000	180	27Gam Boo	3.0400	8000.0	80	14680	No
308	GOM_NL__2PRFIN20041220_161246_000000412033_00097_14680_7445.N1	20-DEC-2004 16:12:46	Bright	41.000	83		2.3780	11000.	82	14680	No
309	GOM_NL__2PRFIN20041220_161618_000000452033_00097_14680_7446.N1	20-DEC-2004 16:16:18	Bright	45.000	111	8Eta Boo	2.6800	6000.0	90	14680	No
310	GOM_NL__2PRFIN20041220_162046_000000632033_00097_14680_7447.N1	20-DEC-2004 16:20:46	Bright	62.500	138	47Eps Vir	2.8280	4700.0	125	14680	No
311	GOM_NL__2PRFIN20041220_162501_000000392033_00097_14680_7448.N1	20-DEC-2004 16:25:01	Bright	38.500	122	9Alp2Lib	2.7470	9700.0	77	14680	No
312	GOM_NL__2PRFIN20041220_162647_000000592033_00097_14680_7449.N1	20-DEC-2004 16:26:47	Twi_and_stray	59.000	15	67Alp Vir	0.97600	28000.	118	14680	No
313	GOM_NL__2PRFIN20041220_163018_000000492033_00097_14680_7450.N1	20-DEC-2004 16:30:18	Dark	48.500	169	46Gam Hya	2.9910	4700.0	97	14680	No
314	GOM_NL__2PRFIN20041220_163204_000000412033_00097_14680_7451.N1	20-DEC-2004 16:32:04	Dark	41.000	109	Bet Lup	2.6770	26000.	82	14680	No
315	GOM_NL__2PRFIN20041220_163338_000000662033_00097_14680_7452.N1	20-DEC-2004 16:33:38	Dark	66.000	100	4Gam Crv	2.5800	13100.	132	14680	No
316	GOM_NL__2PRFIN20041220_163657_000000522033_00097_14680_7453.N1	20-DEC-2004 16:36:57	Dark	52.000	4	Alp1Cen	-0.010000	5800.0	104	14680	No
317	GOM_NL__2PRFIN20041220_163843_000000382033_00098_14681_7419.N1	20-DEC-2004 16:38:43	Dark	38.000	145	Gam TrA	2.8720	10600.	76	14681	No
318	GOM_NL__2PRFIN20041220_164012_000000432033_00098_14681_7420.N1	20-DEC-2004 16:40:12	Dark	42.500	12	Alp1Cru	0.77500	30000.	85	14681	No
319	GOM_NL__2PRFIN20041220_164511_000000402033_00098_14681_7421.N1	20-DEC-2004 16:45:11	Dark	40.000	159	Ups Car	2.9200	7200.0	80	14681	No
320	GOM_NL__2PRFIN20041220_164641_000000432033_00098_14681_7422.N1	20-DEC-2004 16:46:41	Dark	43.000	71	Iot Car	2.2460	7700.0	86	14681	No
321	GOM_NL__2PRFIN20041220_164829_000000572033_00098_14681_7423.N1	20-DEC-2004 16:48:29	Dark	57.000	41	Eps Car	1.8600	4100.0	114	14681	No
322	GOM_NL__2PRFIN20041220_165124_000000372033_00098_14681_7424.N1	20-DEC-2004 16:51:24	Dark	37.000	34	Gam2Vel	1.7930	23000.	74	14681	No
323	GOM_NL__2PRFIN20041220_165605_000000562033_00098_14681_7425.N1	20-DEC-2004 16:56:05	Dark	56.000	117	Pi Pup	2.7060	3800.0	112	14681	Yes
324	GOM_NL__2PRFIN20041220_165911_000000552033_00098_14681_7426.N1	20-DEC-2004 16:59:11	Straylight	55.000	23	21Eps CMa	1.5020	26000.	110	14681	No
325	GOM_NL__2PRFIN20041220_170053_000000562033_00098_14681_7427.N1	20-DEC-2004 17:00:53	Straylight	56.000	179	24Omi2CMa	3.0320	24000.	112	14681	No
326	GOM_NL__2PRFIN20041220_170343_000000682033_00098_14681_7428.N1	20-DEC-2004 17:03:43	Straylight	67.500	1	9Alp CMa	-1.4400	11000.	135	14681	No
327	GOM_NL__2PRFIN20041220_170654_000000472033_00098_14681_7429.N1	20-DEC-2004 17:06:54	Straylight	47.000	7	19Bet Ori	0.10000	14000.	94	14681	No
328	GOM_NL__2PRFIN20041220_170901_000000462033_00098_14681_7430.N1	20-DEC-2004 17:09:01	Straylight	46.000	30	46Eps Ori	1.6940	30000.	92	14681	No
329	GOM_NL__2PRFIN20041220_171155_000000622033_00098_14681_7431.N1	20-DEC-2004 17:11:55	Twi_and_stray	62.000	14	58Alp Ori	0.87000	3000.0	124	14681	No
330	GOM_NL__2PRFIN20041220_171408_000000522033_00098_14681_7432.N1	20-DEC-2004 17:14:08	Twi_and_stray	52.000	13	87Alp Tau	0.86700	3800.0	104	14681	No
331	GOM_NL__2PRFIN20041220_171630_000000382033_00098_14681_7433.N1	20-DEC-2004 17:16:30	Bright	37.500	146	25Eta Tau	2.8730	15200.	75	14681	No
332	GOM_NL__2PRFIN20041220_171805_000000442033_00098_14681_7434.N1	20-DEC-2004 17:18:05	Bright	43.500	28	12Bet Tau	1.6500	15200.	87	14681	No
333	GOM_NL__2PRFIN20041220_172050_000000372033_00098_14681_7435.N1	20-DEC-2004 17:20:50	Bright	37.000	149	45Eps Per	2.8880	30000.	74	14681	No
334	GOM_NL__2PRFIN20041220_172304_000000352033_00098_14681_7436.N1	20-DEC-2004 17:23:04	Bright	35.000	175	39Del Per	3.0100	19400.	70	14681	No
335	GOM_NL__2PRFIN20041220_172457_000000372033_00098_14681_7437.N1	20-DEC-2004 17:24:57	Bright	37.000	160	23Gam Per	2.9300	4700.0	74	14681	No
336	GOM_NL__2PRFIN20041220_172824_000000372033_00098_14681_7438.N1	20-DEC-2004 17:28:24	Bright	37.000	110	37Del Cas	2.6780	8900.0	74	14681	No
337	GOM_NL__2PRFIN20041220_173442_000000392033_00098_14681_7439.N1	20-DEC-2004 17:34:42	Bright	39.000	49	1Alp UMi	1.9900	6300.0	78	14681	No



338	GOM_NL__2PRFIN20041220_173923_000000402033_00098_14681_7440.N1	20-DEC-2004 17:39:23	Bright	39.500	60	7Bet UMi	2.0810	3950.0	79	14681	No
339	GOM_NL__2PRFIN20041220_174249_000000402033_00098_14681_7441.N1	20-DEC-2004 17:42:49	Bright	39.500	119	14Eta Dra	2.7270	4700.0	79	14681	No
340	GOM_NL__2PRFIN20041220_174430_000000442033_00098_14681_7442.N1	20-DEC-2004 17:44:30	Bright	43.500	55	79Zet UMa	2.0600	10200.	87	14681	No
341	GOM_NL__2PRFIN20041220_174631_000000442033_00098_14681_7443.N1	20-DEC-2004 17:46:31	Bright	43.500	39	85Eta UMa	1.8540	24000.	87	14681	No
342	GOM_NL__2PRFIN20041220_175004_000000382033_00098_14681_7444.N1	20-DEC-2004 17:50:04	Bright	38.000	180	27Gam Boo	3.0400	8000.0	76	14681	No
343	GOM_NL__2PRFIN20041220_175323_000000492033_00098_14681_7445.N1	20-DEC-2004 17:53:23	Bright	49.000	83		2.3780	11000.	98	14681	No
344	GOM_NL__2PRFIN20041220_175654_000000462033_00098_14681_7446.N1	20-DEC-2004 17:56:54	Bright	45.500	111	8Eta Boo	2.6800	6000.0	91	14681	No
345	GOM_NL__2PRFIN20041220_180123_000000632033_00098_14681_7447.N1	20-DEC-2004 18:01:23	Bright	63.000	138	47Eps Vir	2.8280	4700.0	126	14681	No
346	GOM_NL__2PRFIN20041220_180538_000000542033_00098_14681_7448.N1	20-DEC-2004 18:05:38	Bright	54.000	122	9Alp2Lib	2.7470	9700.0	108	14681	No
347	GOM_NL__2PRFIN20041220_180724_000000612033_00098_14681_7449.N1	20-DEC-2004 18:07:24	Tw_i_and_stray	61.000	15	67Alp Vir	0.97600	28000.	122	14681	No
348	GOM_NL__2PRFIN20041220_181055_000000502033_00098_14681_7450.N1	20-DEC-2004 18:10:55	Dark	50.000	169	46Gam Hya	2.9910	4700.0	100	14681	No
349	GOM_NL__2PRFIN20041220_181241_000000382033_00098_14681_7451.N1	20-DEC-2004 18:12:41	Dark	38.000	109	Bet Lup	2.6770	26000.	76	14681	No
350	GOM_NL__2PRFIN20041220_181416_000000652033_00098_14681_7452.N1	20-DEC-2004 18:14:16	Dark	65.000	100	4Gam Crv	2.5800	13100.	130	14681	No
351	GOM_NL__2PRFIN20041220_181734_000000452033_00098_14681_7453.N1	20-DEC-2004 18:17:34	Dark	45.000	4	Alp1Cen	-0.010000	5800.0	90	14681	No
352	GOM_NL__2PRFIN20041220_181920_000000382033_00099_14682_7419.N1	20-DEC-2004 18:19:20	Dark	38.000	145	Gam TrA	2.8720	10600.	76	14682	No
353	GOM_NL__2PRFIN20041220_182049_000000482033_00099_14682_7420.N1	20-DEC-2004 18:20:49	Dark	48.000	12	Alp1Cru	0.77500	30000.	96	14682	No
354	GOM_NL__2PRFIN20041220_182548_000000402033_00099_14682_7421.N1	20-DEC-2004 18:25:48	Dark	40.000	159	Ups Car	2.9200	7200.0	80	14682	No
355	GOM_NL__2PRFIN20041220_182717_000000412033_00099_14682_7422.N1	20-DEC-2004 18:27:17	Dark	41.000	71	Iot Car	2.2460	7700.0	82	14682	No
356	GOM_NL__2PRFIN20041220_182906_000000542033_00099_14682_7423.N1	20-DEC-2004 18:29:06	Dark	53.500	41	Eps Car	1.8600	4100.0	107	14682	No
357	GOM_NL__2PRFIN20041220_183347_000000542033_00099_14682_7424.N1	20-DEC-2004 18:33:47	Dark	54.000	2	Alp Car	-0.73600	7000.0	108	14682	No
358	GOM_NL__2PRFIN20041220_183642_000000542033_00099_14682_7425.N1	20-DEC-2004 18:36:42	Dark	54.000	117	Pi Pup	2.7060	3800.0	108	14682	No
359	GOM_NL__2PRFIN20041220_183948_000000522033_00099_14682_7426.N1	20-DEC-2004 18:39:48	Straylight	51.500	23	21Eps CMa	1.5020	26000.	103	14682	No
360	GOM_NL__2PRFIN20041220_184130_000000532033_00099_14682_7427.N1	20-DEC-2004 18:41:30	Straylight	52.500	179	24Omi2CMa	3.0320	24000.	105	14682	No
361	GOM_NL__2PRFIN20041220_184419_000000612033_00099_14682_7428.N1	20-DEC-2004 18:44:19	Straylight	60.500	1	9Alp CMa	-1.4400	11000.	121	14682	No
362	GOM_NL__2PRFIN20041220_184730_000000482033_00099_14682_7429.N1	20-DEC-2004 18:47:30	Straylight	47.500	7	19Bet Ori	0.10000	14000.	95	14682	No
363	GOM_NL__2PRFIN20041220_184937_000000482033_00099_14682_7430.N1	20-DEC-2004 18:49:37	Straylight	48.000	30	46Eps Ori	1.6940	30000.	96	14682	No
364	GOM_NL__2PRFIN20041220_185231_000000562033_00099_14682_7431.N1	20-DEC-2004 18:52:31	Tw_i_and_stray	55.500	14	58Alp Ori	0.87000	3000.0	111	14682	No
365	GOM_NL__2PRFIN20041220_185445_000000522033_00099_14682_7432.N1	20-DEC-2004 18:54:45	Tw_i_and_stray	52.000	13	87Alp Tau	0.86700	3800.0	104	14682	No
366	GOM_NL__2PRFIN20041220_185706_000000392033_00099_14682_7433.N1	20-DEC-2004 18:57:06	Bright	39.000	146	25Eta Tau	2.8730	15200.	78	14682	No
367	GOM_NL__2PRFIN20041220_185841_000000432033_00099_14682_7434.N1	20-DEC-2004 18:58:41	Bright	43.000	28	12Bet Tau	1.6500	15200.	86	14682	No
368	GOM_NL__2PRFIN20041220_190127_000000362033_00099_14682_7435.N1	20-DEC-2004 19:01:27	Bright	35.500	149	45Eps Per	2.8880	30000.	71	14682	No
369	GOM_NL__2PRFIN20041220_190340_000000362033_00099_14682_7436.N1	20-DEC-2004 19:03:40	Bright	36.000	175	39Del Per	3.0100	19400.	72	14682	No
370	GOM_NL__2PRFIN20041220_190534_000000362033_00099_14682_7437.N1	20-DEC-2004 19:05:34	Bright	36.000	160	23Gam Per	2.9300	4700.0	72	14682	No
371	GOM_NL__2PRFIN20041220_190901_000000382033_00099_14682_7438.N1	20-DEC-2004 19:09:01	Bright	38.000	110	37Del Cas	2.6780	8900.0	76	14682	No
372	GOM_NL__2PRFIN20041220_191519_000000382033_00099_14682_7439.N1	20-DEC-2004 19:15:19	Bright	38.000	49	1Alp UMi	1.9900	6300.0	76	14682	No
373	GOM_NL__2PRFIN20041220_191958_000000392033_00099_14682_7440.N1	20-DEC-2004 19:19:58	Bright	38.500	60	7Bet UMi	2.0810	3950.0	77	14682	No
374	GOM_NL__2PRFIN20041220_192325_000000382033_00099_14682_7441.N1	20-DEC-2004 19:23:25	Bright	37.500	119	14Eta Dra	2.7270	4700.0	75	14682	No
375	GOM_NL__2PRFIN20041220_192505_000000452033_00099_14682_7442.N1	20-DEC-2004 19:25:05	Bright	44.500	55	79Zet UMa	2.0600	10200.	89	14682	No
376	GOM_NL__2PRFIN20041220_192708_000000432033_00099_14682_7443.N1	20-DEC-2004 19:27:08	Bright	43.000	39	85Eta UMa	1.8540	24000.	86	14682	No
377	GOM_NL__2PRFIN20041220_193040_000000392033_00099_14682_7444.N1	20-DEC-2004 19:30:40	Bright	38.500	180	27Gam Boo	3.0400	8000.0	77	14682	No
378	GOM_NL__2PRFIN20041220_193400_000000412033_00099_14682_7445.N1	20-DEC-2004 19:34:00	Bright	40.500	83		2.3780	11000.	81	14682	No
379	GOM_NL__2PRFIN20041220_193730_000000462033_00099_14682_7446.N1	20-DEC-2004 19:37:30	Bright	45.500	111	8Eta Boo	2.6800	6000.0	91	14682	No
380	GOM_NL__2PRFIN20041220_194159_000000642033_00099_14682_7447.N1	20-DEC-2004 19:41:59	Bright	64.000	138	47Eps Vir	2.8280	4700.0	128	14682	No
381	GOM_NL__2PRFIN20041220_194614_000000542033_00099_14682_7448.N1	20-DEC-2004 19:46:14	Bright	54.000	122	9Alp2Lib	2.7470	9700.0	108	14682	No
382	GOM_NL__2PRFIN20041220_194801_000000572033_00099_14682_7449.N1	20-DEC-2004 19:48:01	Tw_i_and_stray	57.000	15	67Alp Vir	0.97600	28000.	114	14682	No
383	GOM_NL__2PRFIN20041220_195132_000000502033_00099_14682_7450.N1	20-DEC-2004 19:51:32	Dark	50.000	169	46Gam Hya	2.9910	4700.0	100	14682	No
384	GOM_NL__2PRFIN20041220_195318_000000392033_00099_14682_7451.N1	20-DEC-2004 19:53:18	Dark	38.500	109	Bet Lup	2.6770	26000.	77	14682	No
385	GOM_NL__2PRFIN20041220_195454_000000672033_00099_14682_7452.N1	20-DEC-2004 19:54:54	Dark	66.500	100	4Gam Crv	2.5800	13100.	133	14682	No
386	GOM_NL__2PRFIN20041220_195811_000000452033_00099_14682_7453.N1	20-DEC-2004 19:58:11	Dark	45.000	4	Alp1Cen	-0.010000	5800.0	90	14682	No
387	GOM_NL__2PRFIN20041220_195956_000000382033_00100_14683_8244.N1	20-DEC-2004 19:59:56	Dark	37.500	145	Gam TrA	2.8720	10600.	75	14683	No
388	GOM_NL__2PRFIN20041220_200126_000000432033_00100_14683_8245.N1	20-DEC-2004 20:01:26	Dark	42.500	12	Alp1Cru	0.77500	30000.	85	14683	No
389	GOM_NL__2PRFIN20041220_200624_000000402033_00100_14683_8246.N1	20-DEC-2004 20:06:24	Dark	40.000	159	Ups Car	2.9200	7200.0	80	14683	No
390	GOM_NL__2PRFIN20041220_200754_000000432033_00100_14683_8247.N1	20-DEC-2004 20:07:54	Dark	42.500	71	Iot Car	2.2460	7700.0	85	14683	No
391	GOM_NL__2PRFIN20041220_200943_000000442033_00100_14683_8248.N1	20-DEC-2004 20:09:43	Dark	44.000	41	Eps Car	1.8600	4100.0	88	14683	No
392	GOM_NL__2PRFIN20041220_201238_000000482033_00100_14683_8249.N1	20-DEC-2004 20:12:38	Dark	47.500	34	Gam2Vel	1.7930	23000.	95	14683	No
393	GOM_NL__2PRFIN20041220_201424_000000482033_00100_14683_8250.N1	20-DEC-2004 20:14:24	Dark	47.500	2	Alp Car	-0.73600	7000.0	95	14683	No
394	GOM_NL__2PRFIN20041220_201717_000000582033_00100_14683_8251.N1	20-DEC-2004 20:17:17	Dark	57.500	117	Pi Pup	2.7060	3800.0	115	14683	No
395	GOM_NL__2PRFIN20041220_202024_000000522033_00100_14683_8252.N1	20-DEC-2004 20:20:24	Straylight	52.000	23	21Eps CMa	1.5020	26000.	104	14683	No
396	GOM_NL__2PRFIN20041220_202206_000000522033_00100_14683_8253.N1	20-DEC-2004 20:22:06	Straylight	52.000	179	24Omi2CMa	3.0320	24000.	104	14683	No

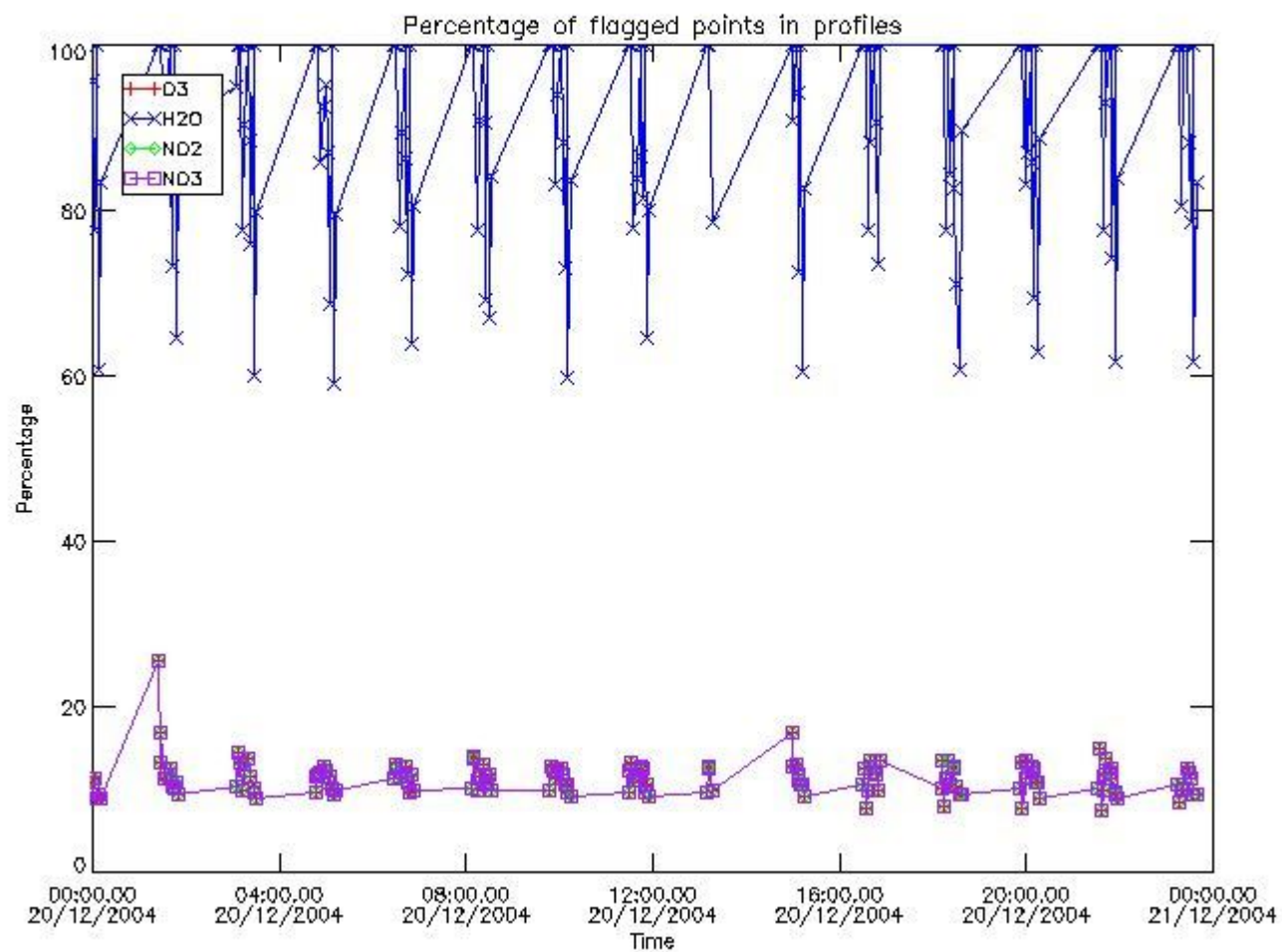
397	GOM_NL__2PRFIN20041220_202455_000000682033_00100_14683_8254.N1	20-DEC-2004 20:24:55	Straylight	67.500	1	9Alp CMa	-1.4400	11000.	135	14683	No
398	GOM_NL__2PRFIN20041220_202806_000000542033_00100_14683_8255.N1	20-DEC-2004 20:28:06	Straylight	54.000	7	19Bet Ori	0.10000	14000.	108	14683	No
399	GOM_NL__2PRFIN20041220_203013_000000512033_00100_14683_8256.N1	20-DEC-2004 20:30:13	Straylight	50.500	30	46Eps Ori	1.6940	30000.	101	14683	No
400	GOM_NL__2PRFIN20041220_203306_000000552033_00100_14683_8257.N1	20-DEC-2004 20:33:06	Tw_i_and_stray	55.000	14	58Alp Ori	0.87000	3000.0	110	14683	No
401	GOM_NL__2PRFIN20041220_203521_000000462033_00100_14683_8258.N1	20-DEC-2004 20:35:21	Tw_i_and_stray	46.000	13	87Alp Tau	0.86700	3800.0	92	14683	No
402	GOM_NL__2PRFIN20041220_203742_000000392033_00100_14683_8259.N1	20-DEC-2004 20:37:42	Bright	38.500	146	25Eta Tau	2.8730	15200.	77	14683	No
403	GOM_NL__2PRFIN20041220_203917_000000432033_00100_14683_8260.N1	20-DEC-2004 20:39:17	Bright	42.500	28	12Bet Tau	1.6500	15200.	85	14683	No
404	GOM_NL__2PRFIN20041220_204203_000000372033_00100_14683_8261.N1	20-DEC-2004 20:42:03	Bright	36.500	149	45Eps Per	2.8880	30000.	73	14683	No
405	GOM_NL__2PRFIN20041220_204417_000000362033_00100_14683_8262.N1	20-DEC-2004 20:44:17	Bright	35.500	175	39Del Per	3.0100	19400.	71	14683	No
406	GOM_NL__2PRFIN20041220_204610_000000352033_00100_14683_8263.N1	20-DEC-2004 20:46:10	Bright	34.500	160	23Gam Per	2.9300	4700.0	69	14683	No
407	GOM_NL__2PRFIN20041220_204937_000000382033_00100_14683_8264.N1	20-DEC-2004 20:49:37	Bright	37.500	110	37Del Cas	2.6780	8900.0	75	14683	No
408	GOM_NL__2PRFIN20041220_205554_000000382033_00100_14683_8265.N1	20-DEC-2004 20:55:54	Bright	37.500	49	1Alp UMi	1.9900	6300.0	75	14683	No
409	GOM_NL__2PRFIN20041220_210034_000000402033_00100_14683_8266.N1	20-DEC-2004 21:00:34	Bright	39.500	60	7Bet UMi	2.0810	3950.0	79	14683	No
410	GOM_NL__2PRFIN20041220_210401_000000382033_00100_14683_8267.N1	20-DEC-2004 21:04:01	Bright	37.500	119	14Eta Dra	2.7270	4700.0	75	14683	No
411	GOM_NL__2PRFIN20041220_210541_000000612033_00100_14683_8268.N1	20-DEC-2004 21:05:41	Bright	61.000	55	79Zet UMa	2.0600	10200.	122	14683	No
412	GOM_NL__2PRFIN20041220_210744_000000582033_00100_14683_8269.N1	20-DEC-2004 21:07:44	Bright	57.500	39	85Eta UMa	1.8540	24000.	115	14683	No
413	GOM_NL__2PRFIN20041220_211116_000000412033_00100_14683_8270.N1	20-DEC-2004 21:11:16	Bright	40.500	180	27Gam Boo	3.0400	8000.0	81	14683	No
414	GOM_NL__2PRFIN20041220_211436_000000382033_00100_14683_8271.N1	20-DEC-2004 21:14:36	Bright	38.000	83		2.3780	11000.	76	14683	No
415	GOM_NL__2PRFIN20041220_211807_000000642033_00100_14683_8272.N1	20-DEC-2004 21:18:07	Bright	63.500	111	8Eta Boo	2.6800	6000.0	127	14683	No
416	GOM_NL__2PRFIN20041220_212650_000000442033_00100_14683_8273.N1	20-DEC-2004 21:26:50	Bright	44.000	122	9Alp2Lib	2.7470	9700.0	88	14683	No
417	GOM_NL__2PRFIN20041220_212838_000000602033_00100_14683_8274.N1	20-DEC-2004 21:28:38	Tw_i_and_stray	60.000	15	67Alp Vir	0.97600	28000.	120	14683	No
418	GOM_NL__2PRFIN20041220_213208_000000512033_00100_14683_8275.N1	20-DEC-2004 21:32:08	Dark	50.500	169	46Gam Hya	2.9910	4700.0	101	14683	No
419	GOM_NL__2PRFIN20041220_213353_000000382033_00100_14683_8276.N1	20-DEC-2004 21:33:53	Dark	37.500	109	Bet Lup	2.6770	26000.	75	14683	No
420	GOM_NL__2PRFIN20041220_213531_000000682033_00100_14683_8277.N1	20-DEC-2004 21:35:31	Dark	68.000	100	4Gam Crv	2.5800	13100.	136	14683	No
421	GOM_NL__2PRFIN20041220_213846_000000522033_00100_14683_8278.N1	20-DEC-2004 21:38:46	Dark	52.000	4	Alp1Cen	-0.010000	5800.0	104	14683	No
422	GOM_NL__2PRFIN20041220_214032_000000372033_00101_14684_8244.N1	20-DEC-2004 21:40:32	Dark	37.000	145	Gam TrA	2.8720	10600.	74	14684	No
423	GOM_NL__2PRFIN20041220_214202_000000432033_00101_14684_8245.N1	20-DEC-2004 21:42:02	Dark	43.000	12	Alp1Cru	0.77500	30000.	86	14684	No
424	GOM_NL__2PRFIN20041220_214700_000000432033_00101_14684_8246.N1	20-DEC-2004 21:47:00	Dark	42.500	159	Ups Car	2.9200	7200.0	85	14684	No
425	GOM_NL__2PRFIN20041220_214829_000000452033_00101_14684_8247.N1	20-DEC-2004 21:48:29	Dark	44.500	71	Iot Car	2.2460	7700.0	89	14684	No
426	GOM_NL__2PRFIN20041220_215018_000000452033_00101_14684_8248.N1	20-DEC-2004 21:50:18	Dark	45.000	41	Eps Car	1.8600	4100.0	90	14684	No
427	GOM_NL__2PRFIN20041220_215314_000000532033_00101_14684_8249.N1	20-DEC-2004 21:53:14	Dark	52.500	34	Gam2Vel	1.7930	23000.	105	14684	No
428	GOM_NL__2PRFIN20041220_215459_000000542033_00101_14684_8250.N1	20-DEC-2004 21:54:59	Dark	54.000	2	Alp Car	-0.73600	7000.0	108	14684	No
429	GOM_NL__2PRFIN20041220_215752_000000572033_00101_14684_8251.N1	20-DEC-2004 21:57:52	Dark	56.500	117	Pi Pup	2.7060	3800.0	113	14684	No
430	GOM_NL__2PRFIN20041220_220059_000000562033_00101_14684_8252.N1	20-DEC-2004 22:00:59	Straylight	56.000	23	21Eps CMa	1.5020	26000.	112	14684	No
431	GOM_NL__2PRFIN20041220_220242_000000532033_00101_14684_8253.N1	20-DEC-2004 22:02:42	Straylight	53.000	179	24Omi2CMa	3.0320	24000.	106	14684	No
432	GOM_NL__2PRFIN20041220_220529_000000682033_00101_14684_8254.N1	20-DEC-2004 22:05:29	Straylight	68.000	1	9Alp CMa	-1.4400	11000.	136	14684	No
433	GOM_NL__2PRFIN20041220_220842_000000542033_00101_14684_8255.N1	20-DEC-2004 22:08:42	Straylight	53.500	7	19Bet Ori	0.10000	14000.	107	14684	No
434	GOM_NL__2PRFIN20041220_221048_000000502033_00101_14684_8256.N1	20-DEC-2004 22:10:48	Straylight	49.500	30	46Eps Ori	1.6940	30000.	99	14684	No
435	GOM_NL__2PRFIN20041220_221342_000000622033_00101_14684_8257.N1	20-DEC-2004 22:13:42	Tw_i_and_stray	62.000	14	58Alp Ori	0.87000	3000.0	124	14684	No
436	GOM_NL__2PRFIN20041220_221555_000000502033_00101_14684_8258.N1	20-DEC-2004 22:15:55	Tw_i_and_stray	50.000	13	87Alp Tau	0.86700	3800.0	100	14684	No
437	GOM_NL__2PRFIN20041220_221818_000000372033_00101_14684_8259.N1	20-DEC-2004 22:18:18	Bright	37.000	146	25Eta Tau	2.8730	15200.	74	14684	No
438	GOM_NL__2PRFIN20041220_221951_000000422033_00101_14684_8260.N1	20-DEC-2004 22:19:51	Bright	42.000	28	12Bet Tau	1.6500	15200.	84	14684	No
439	GOM_NL__2PRFIN20041220_222238_000000362033_00101_14684_8261.N1	20-DEC-2004 22:22:38	Bright	36.000	149	45Eps Per	2.8880	30000.	72	14684	No
440	GOM_NL__2PRFIN20041220_222452_000000372033_00101_14684_8262.N1	20-DEC-2004 22:24:52	Bright	36.500	175	39Del Per	3.0100	19400.	73	14684	No
441	GOM_NL__2PRFIN20041220_222645_000000382033_00101_14684_8263.N1	20-DEC-2004 22:26:45	Bright	37.500	160	23Gam Per	2.9300	4700.0	75	14684	No
442	GOM_NL__2PRFIN20041220_223013_000000392033_00101_14684_8264.N1	20-DEC-2004 22:30:13	Bright	38.500	110	37Del Cas	2.6780	8900.0	77	14684	No
443	GOM_NL__2PRFIN20041220_223630_000000372033_00101_14684_8265.N1	20-DEC-2004 22:36:30	Bright	37.000	49	1Alp UMi	1.9900	6300.0	74	14684	No
444	GOM_NL__2PRFIN20041220_224110_000000392033_00101_14684_8266.N1	20-DEC-2004 22:41:10	Bright	39.000	60	7Bet UMi	2.0810	3950.0	78	14684	No
445	GOM_NL__2PRFIN20041220_224436_000000382033_00101_14684_8267.N1	20-DEC-2004 22:44:36	Bright	38.000	119	14Eta Dra	2.7270	4700.0	76	14684	No
446	GOM_NL__2PRFIN20041220_224617_000000612033_00101_14684_8268.N1	20-DEC-2004 22:46:17	Bright	61.000	55	79Zet UMa	2.0600	10200.	122	14684	No
447	GOM_NL__2PRFIN20041220_224818_000000602033_00101_14684_8269.N1	20-DEC-2004 22:48:18	Bright	60.000	39	85Eta UMa	1.8540	24000.	120	14684	No
448	GOM_NL__2PRFIN20041220_225151_000000412033_00101_14684_8270.N1	20-DEC-2004 22:51:51	Bright	41.000	180	27Gam Boo	3.0400	8000.0	82	14684	No
449	GOM_NL__2PRFIN20041220_225509_000000422033_00101_14684_8271.N1	20-DEC-2004 22:55:09	Bright	42.000	83		2.3780	11000.	84	14684	No
450	GOM_NL__2PRFIN20041220_225844_000000522033_00101_14684_8272.N1	20-DEC-2004 22:58:44	Bright	51.500	111	8Eta Boo	2.6800	6000.0	103	14684	No
451	GOM_NL__2PRFIN20041220_230726_000000542033_00101_14684_8273.N1	20-DEC-2004 23:07:26	Bright	54.000	122	9Alp2Lib	2.7470	9700.0	108	14684	No
452	GOM_NL__2PRFIN20041220_230914_000000572033_00101_14684_8274.N1	20-DEC-2004 23:09:14	Tw_i_and_stray	57.000	15	67Alp Vir	0.97600	28000.	114	14684	No
453	GOM_NL__2PRFIN20041220_231244_000000492033_00101_14684_8275.N1	20-DEC-2004 23:12:44	Dark	48.500	169	46Gam Hya	2.9910	4700.0	97	14684	No
454	GOM_NL__2PRFIN20041220_231608_000000662033_00101_14684_8276.N1	20-DEC-2004 23:16:08	Dark	66.000	100	4Gam Crv	2.5800	13100.	132	14684	No
455	GOM_NL__2PRFIN20041220_231921_000000522033_00101_14684_8277.N1	20-DEC-2004 23:19:21	Dark	51.500	4	Alp1Cen	-0.010000	5800.0	103	14684	No

456	GOM_NL__2PRFIN20041220_232238_000000502033_00102_14685_8245.N1	20-DEC-2004 23:22:38	Dark	50.000	12	Alp1Cru	0.77500	30000.	100	14685	No
457	GOM_NL__2PRFIN20041220_232737_000000412033_00102_14685_8246.N1	20-DEC-2004 23:27:37	Dark	40.500	159	Ups Car	2.9200	7200.0	81	14685	No
458	GOM_NL__2PRFIN20041220_232906_000000432033_00102_14685_8247.N1	20-DEC-2004 23:29:06	Dark	42.500	71	Iot Car	2.2460	7700.0	85	14685	No
459	GOM_NL__2PRFIN20041220_233052_000000452033_00102_14685_8248.N1	20-DEC-2004 23:30:52	Dark	45.000	41	Eps Car	1.8600	4100.0	90	14685	No
460	GOM_NL__2PRFIN20041220_233350_000000552033_00102_14685_8249.N1	20-DEC-2004 23:33:50	Dark	54.500	34	Gam2Vel	1.7930	23000.	109	14685	No
461	GOM_NL__2PRFIN20041220_233535_000000542033_00102_14685_8250.N1	20-DEC-2004 23:35:35	Dark	54.000	2	Alp Car	-0.73600	7000.0	108	14685	No
462	GOM_NL__2PRFIN20041220_233828_000000552033_00102_14685_8251.N1	20-DEC-2004 23:38:28	Dark	54.500	117	Pi Pup	2.7060	3800.0	109	14685	No
463	GOM_NL__2PRFIN20041220_234136_000000552033_00102_14685_8252.N1	20-DEC-2004 23:41:36	Straylight	55.000	23	21Eps CMa	1.5020	26000.	110	14685	No
464	GOM_NL__2PRFIN20041220_234316_000000562033_00102_14685_8253.N1	20-DEC-2004 23:43:16	Straylight	56.000	179	24Omi2CMa	3.0320	24000.	112	14685	No
465	GOM_NL__2PRFIN20041220_234605_000000632033_00102_14685_8254.N1	20-DEC-2004 23:46:05	Straylight	62.500	1	9Alp CMa	-1.4400	11000.	125	14685	No
466	GOM_NL__2PRFIN20041220_234918_000000512033_00102_14685_8255.N1	20-DEC-2004 23:49:18	Straylight	51.000	7	19Bet Ori	0.10000	14000.	102	14685	No
467	GOM_NL__2PRFIN20041220_235121_000000512033_00102_14685_8256.N1	20-DEC-2004 23:51:21	Straylight	51.000	30	46Eps Ori	1.6940	30000.	102	14685	No
468	GOM_NL__2PRFIN20041220_235417_000000592033_00102_14685_8257.N1	20-DEC-2004 23:54:17	Twilight_stray	59.000	14	58Alp Ori	0.87000	3000.0	118	14685	No
469	GOM_NL__2PRFIN20041220_235632_000000502033_00102_14685_8258.N1	20-DEC-2004 23:56:32	Twilight_stray	50.000	13	87Alp Tau	0.86700	3800.0	100	14685	No
470	GOM_NL__2PRFIN20041220_235822_000000452033_00102_14685_8259.N1	20-DEC-2004 23:58:22	Bright	44.500	176	23Zet Tau	3.0200	22000.	89	14685	No

### 3. Quality information per product

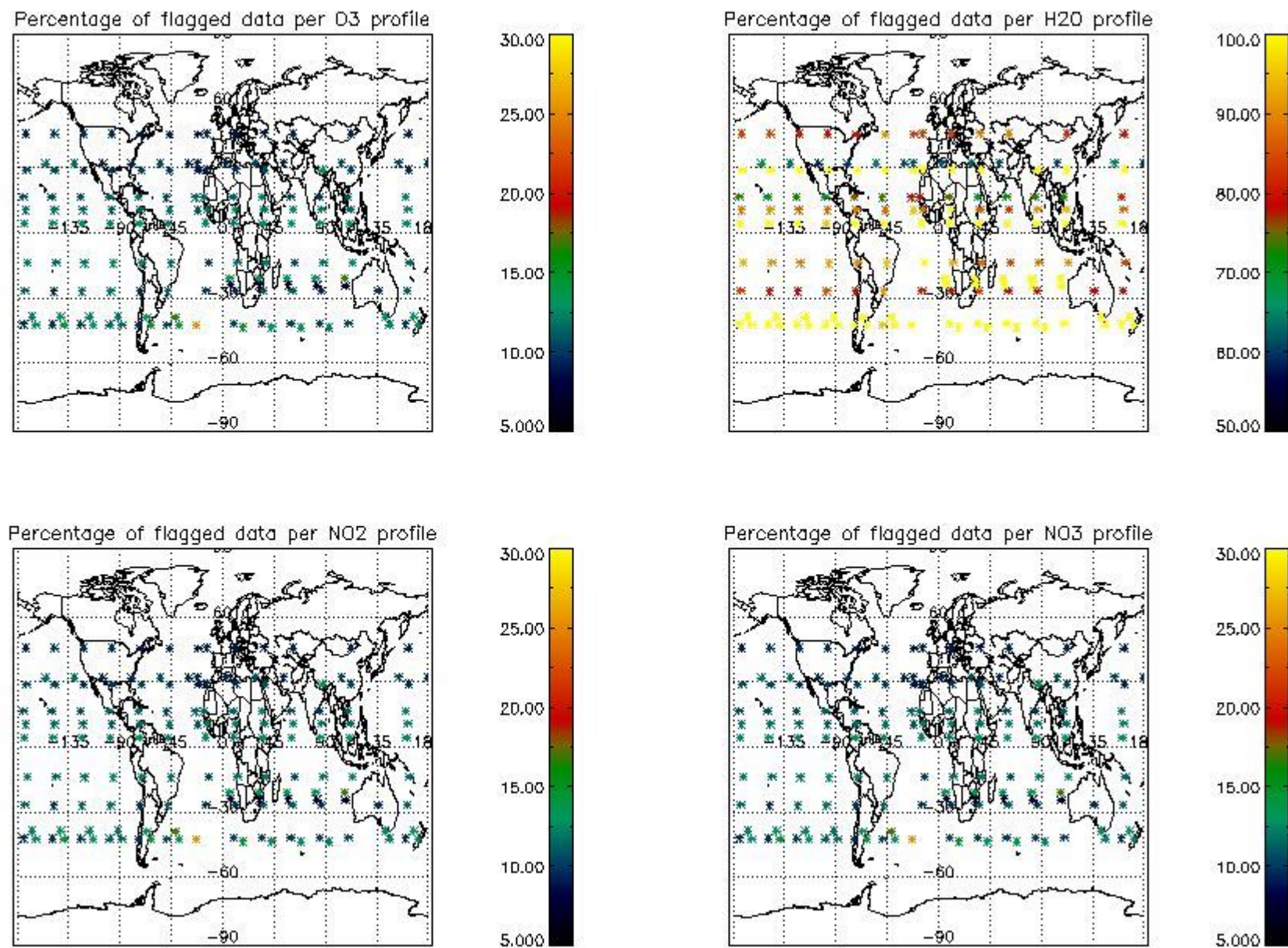
In this section it is plotted some information contained in the Quality Summary data set of the level 2 products. Only products in dark limb conditions and without errors (error flag in the MPH set to "0") are used.

#### 3.1 Plot quality information per product (time dependant)





### 3.2 Plot quality information per product (world map)

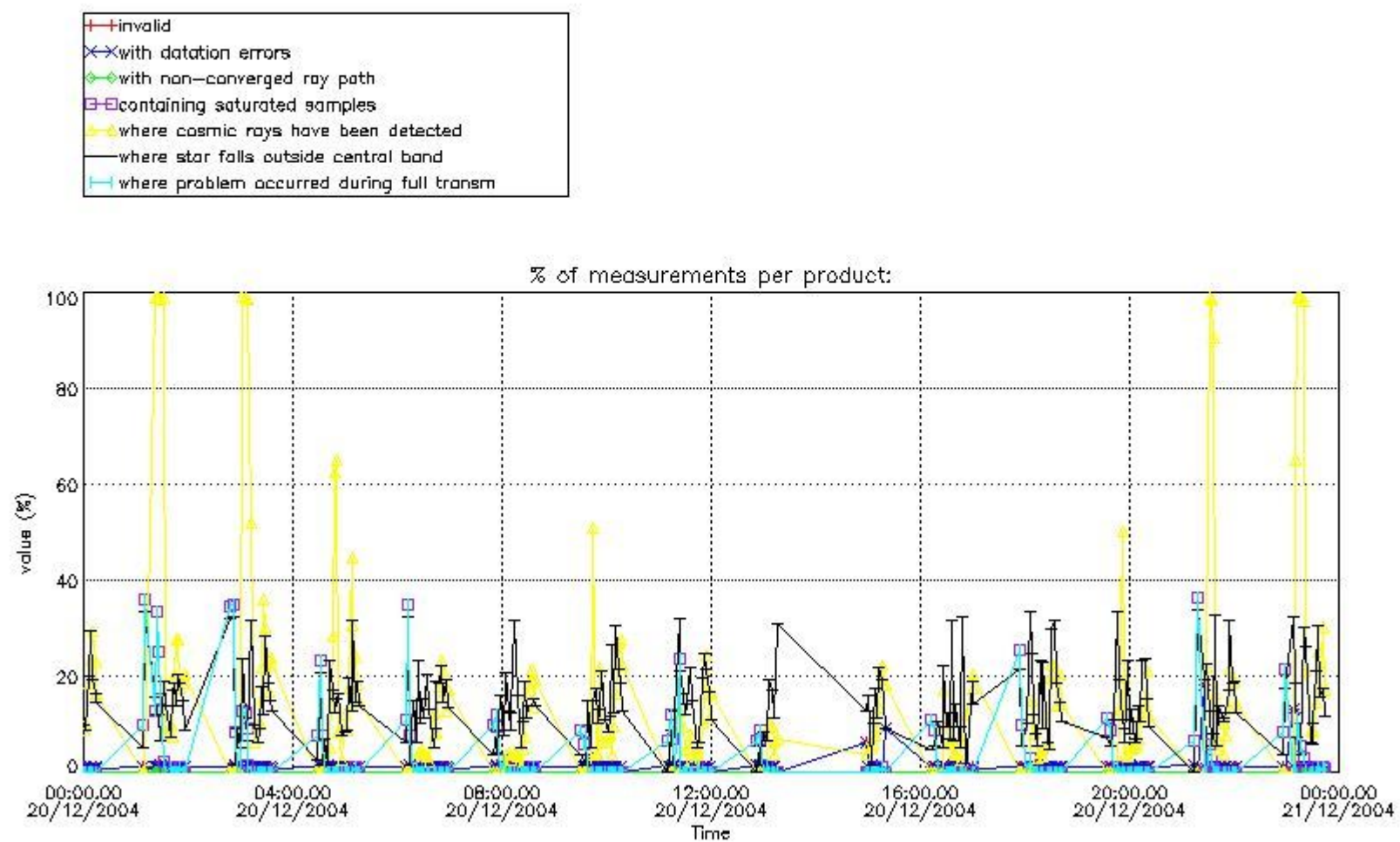


### 4. Level 1 quality information per product

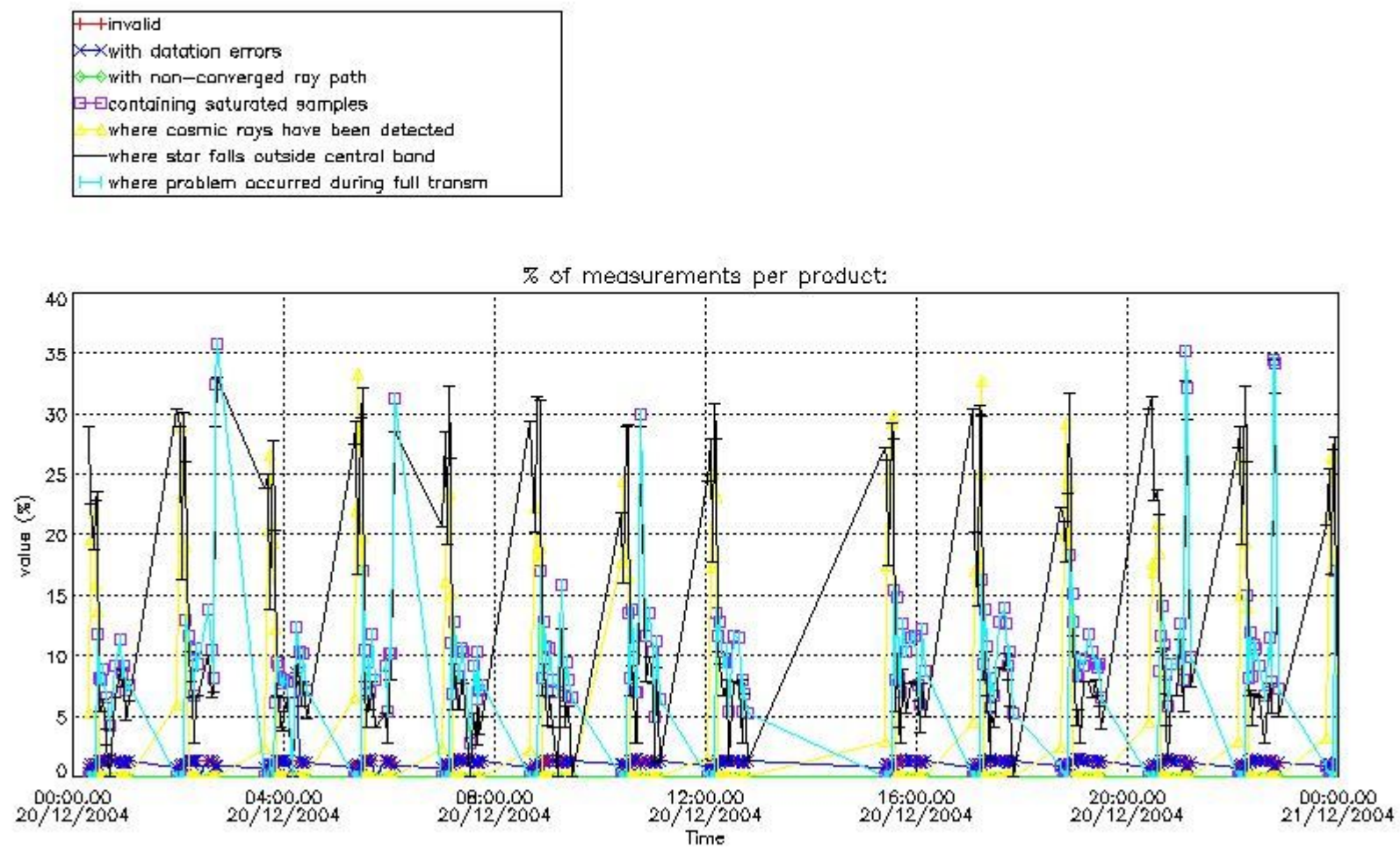
In this section it is plotted some information contained in the Quality Summary data set of the level 2 products that comes from the level 1b processing. Products without errors (error flag in the MPH set to "0") are used.

#### 4.1 Plot quality information per product (time dependant) coming from level 1b processing

##### 4.1.1 Plot level 1 quality information per product (time dependant): ENVISAT ASCENDING passes



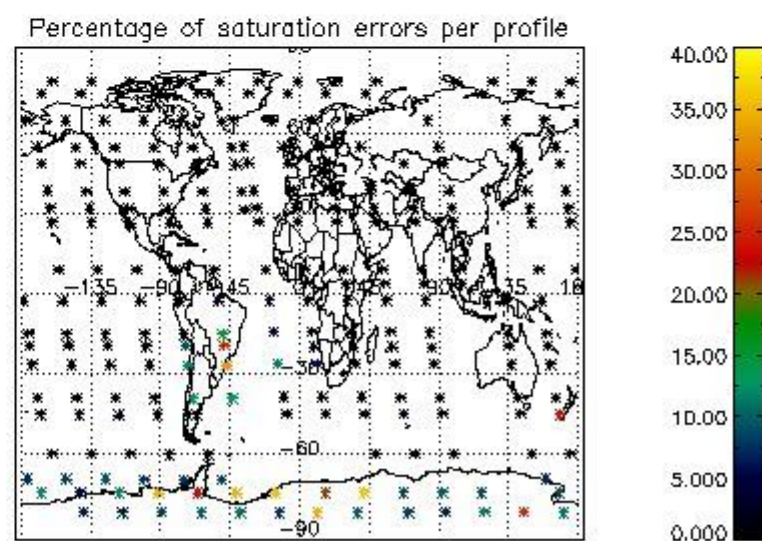
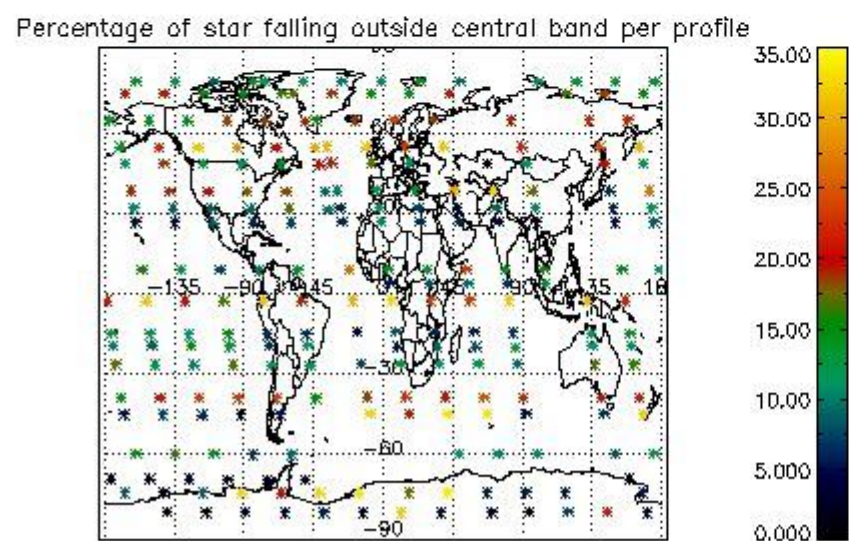
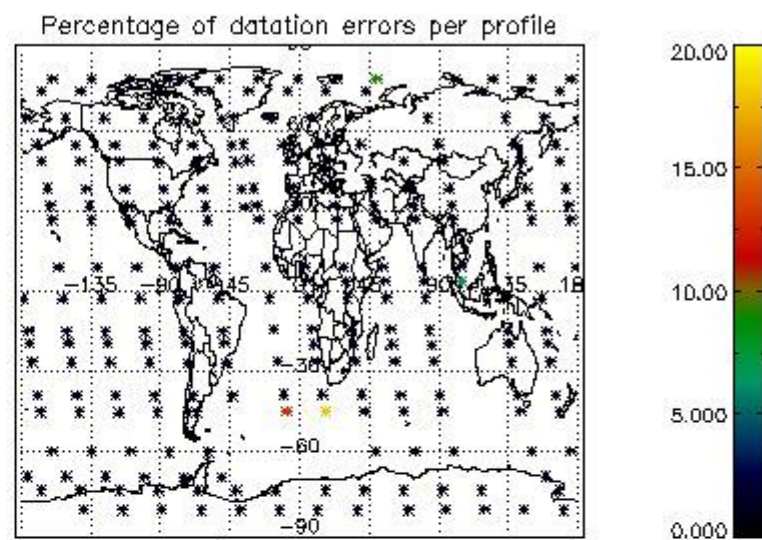
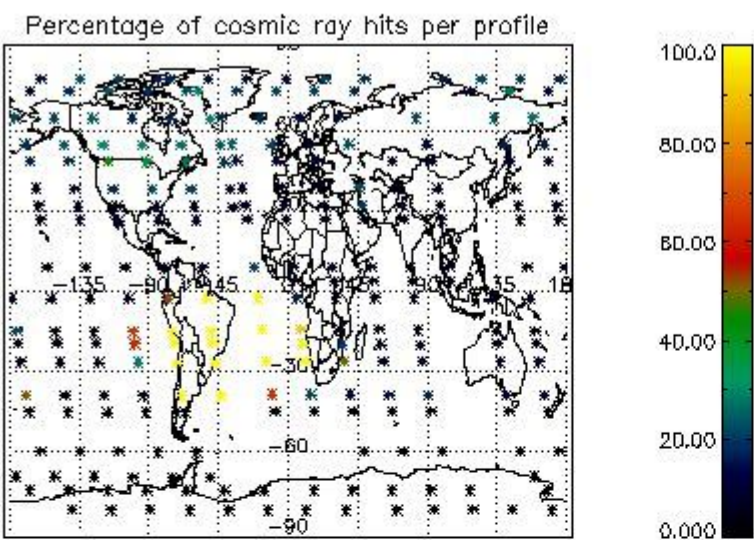
4.1.2 Plot level 1 quality information per product (time dependant): ENVI SAT DESCENDING passes



*4.2 Plot quality information per product coming from level 1b processing (world map)*

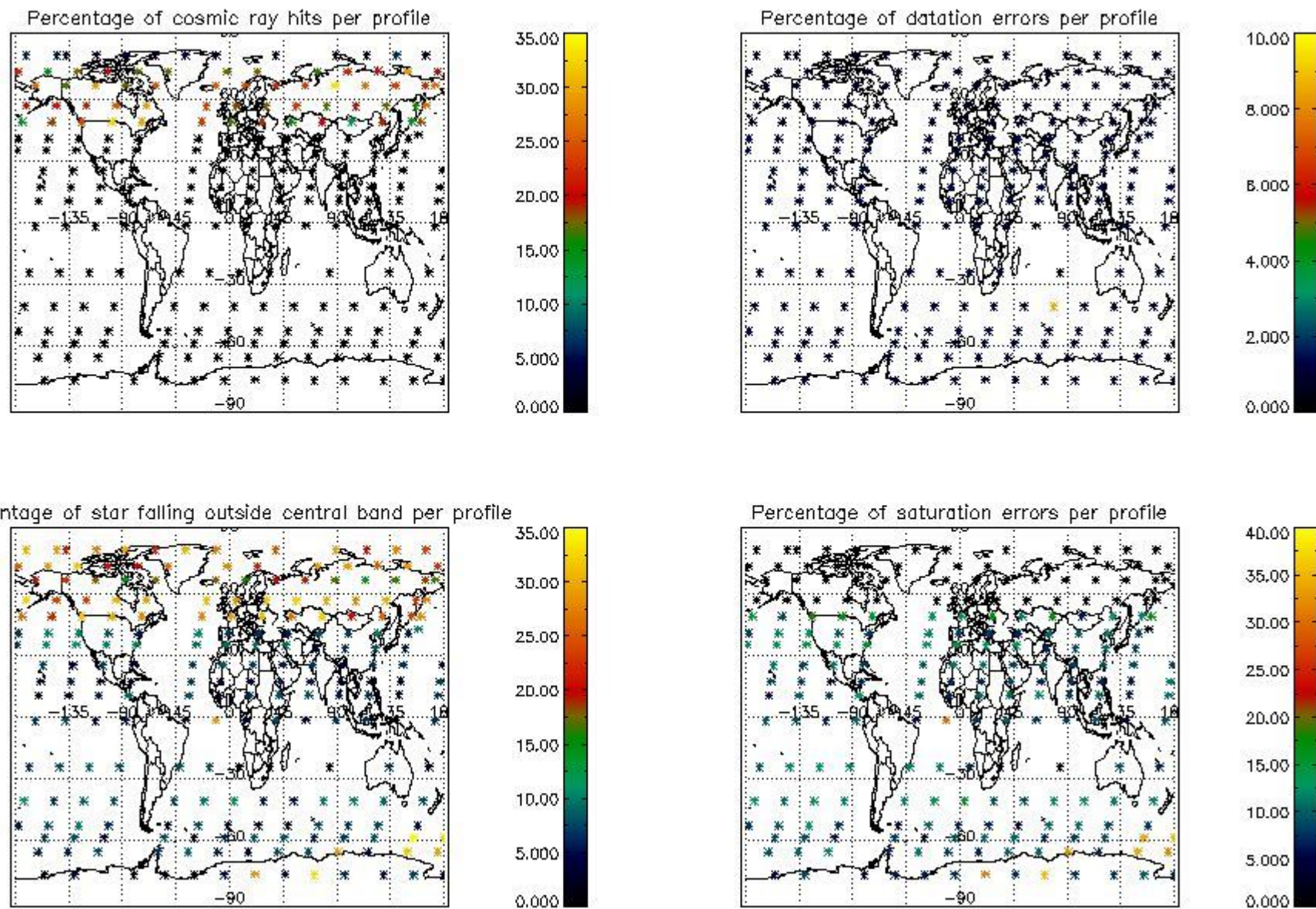
*4.2.1 Plot level 1 quality information per product (world map): ENVISAT ASCENDING passes*





4.2.2 Plot level 1 quality information per product (world map): ENVISAT DESCENDING passes





## 5. Trace gas profiles

### 5.1 Ozone statistics based on quality of products

The final quality of the products can be "measured" using the STD (Standard Deviation) attached to every point profile. This information is written to the parameter GOM\_NL\_\_2P/NL\_LOCAL\_SPECIES\_DENSITY/o3\_std of the level 2 products. The table below shows the statistics for given STD ranges.

The statistics are given with respect to the overall valid production:

- Products without fatal errors: GOM\_NL\_\_2P/MPH/PRODUCT\_ERR=0
- Valid point profile: GOM\_NL\_\_2P/NL\_LOCAL\_SPECIES\_DENSITY/pcd(0)=0

The 'Criteria' is applied to valid points of dark limb products:

- Products in dark limb illumination condition: GOM\_NL\_\_2P/NL\_SUMMARY\_QUALITY/obs\_ill\_cond=0
- Products without fatal errors: GOM\_NL\_\_2P/MPH/PRODUCT\_ERR=0
- Valid point profile: GOM\_NL\_\_2P/NL\_LOCAL\_SPECIES\_DENSITY/pcd(0)=0

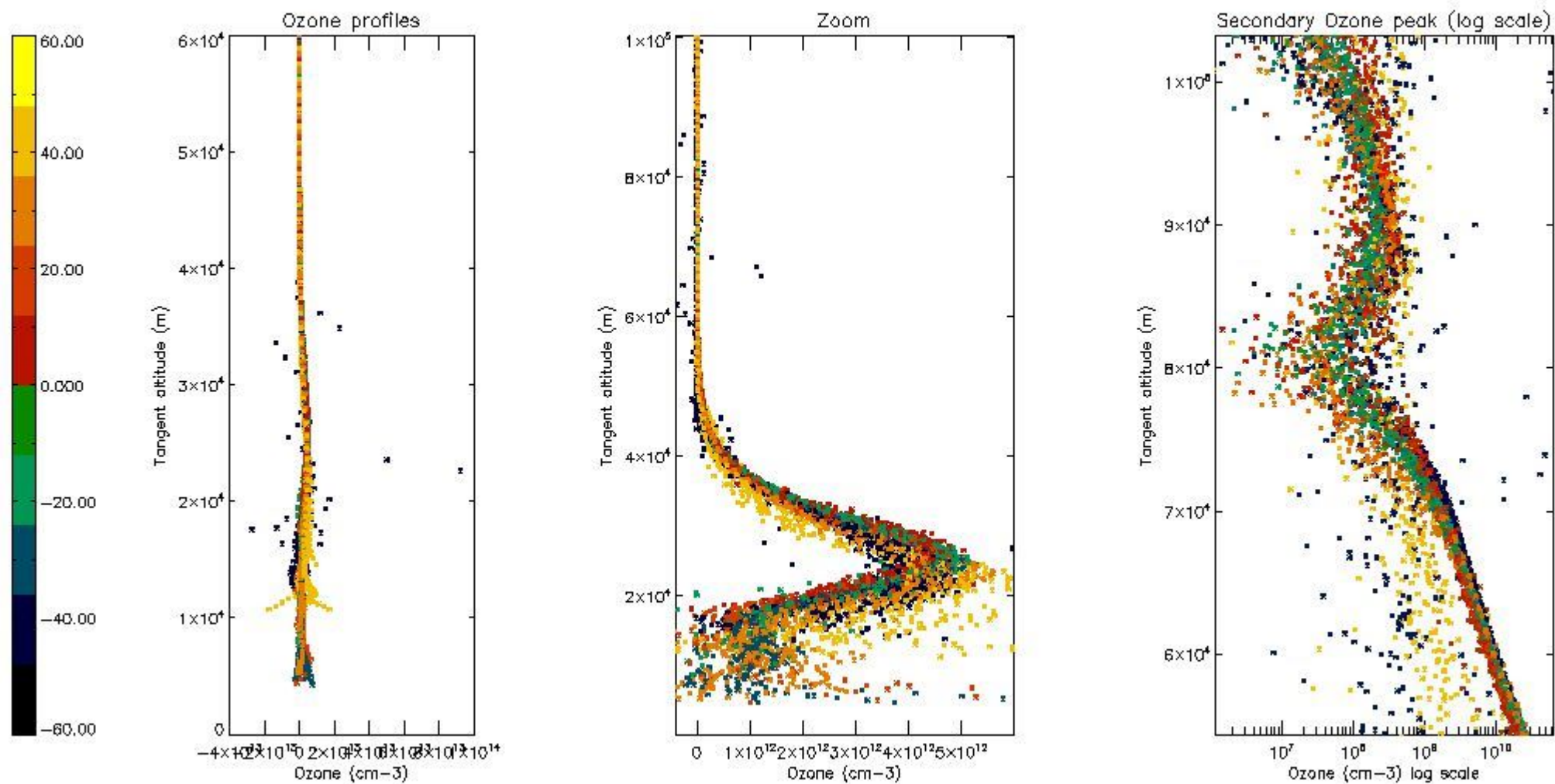
So, the table below shows the percentage of dark limb and valid observations for each criteria with respect to the overall valid daily observations.

Criteria	% of total production
All STD	33
STD < 20	17

STD < 10	14
STD < 5	8

5.2 Plot ozone profiles for all STD (dark without errors)

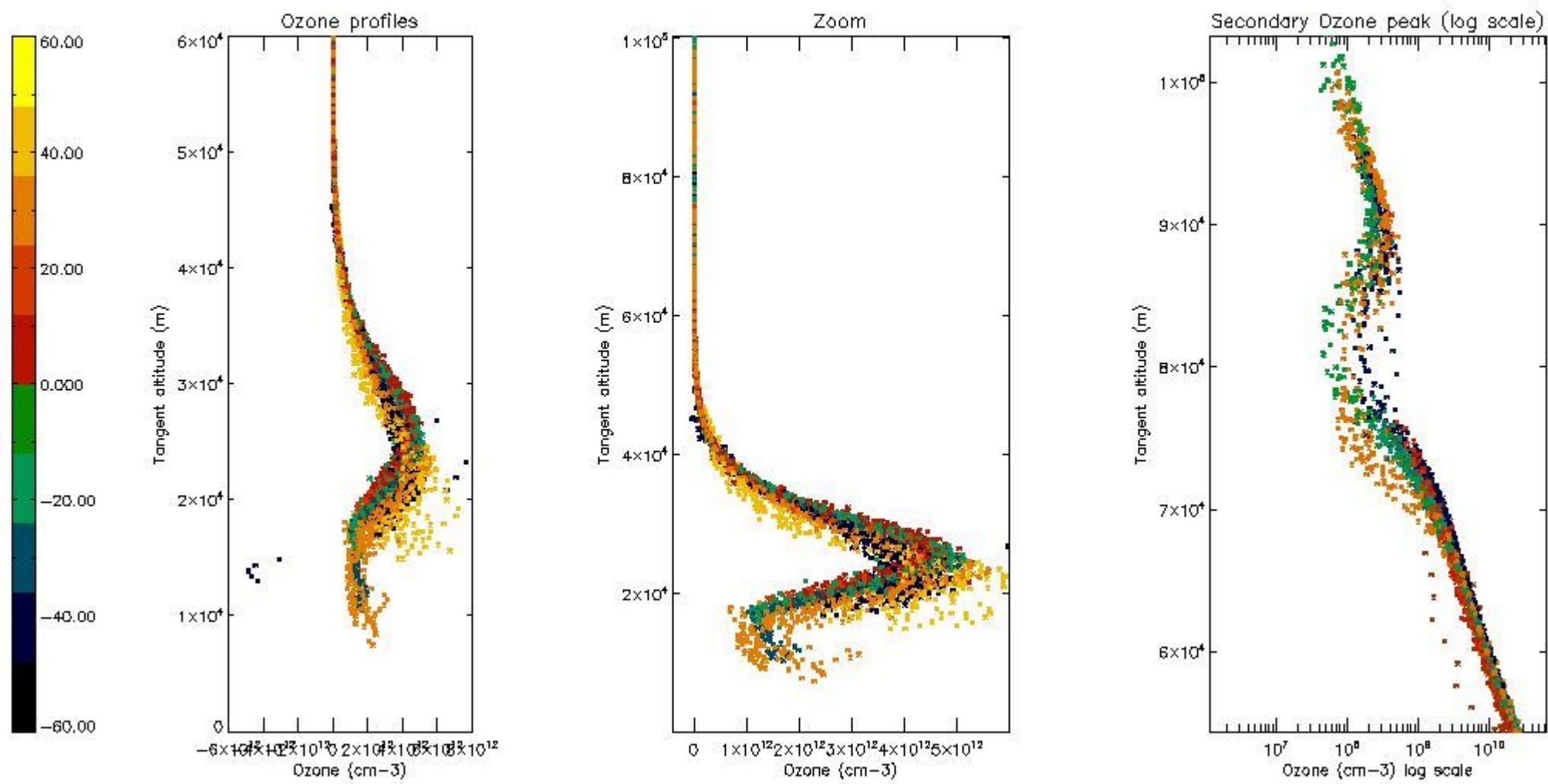
The colorbar represents the latitude.



5.3 Plot ozone profiles where STD < 20% (dark without errors)

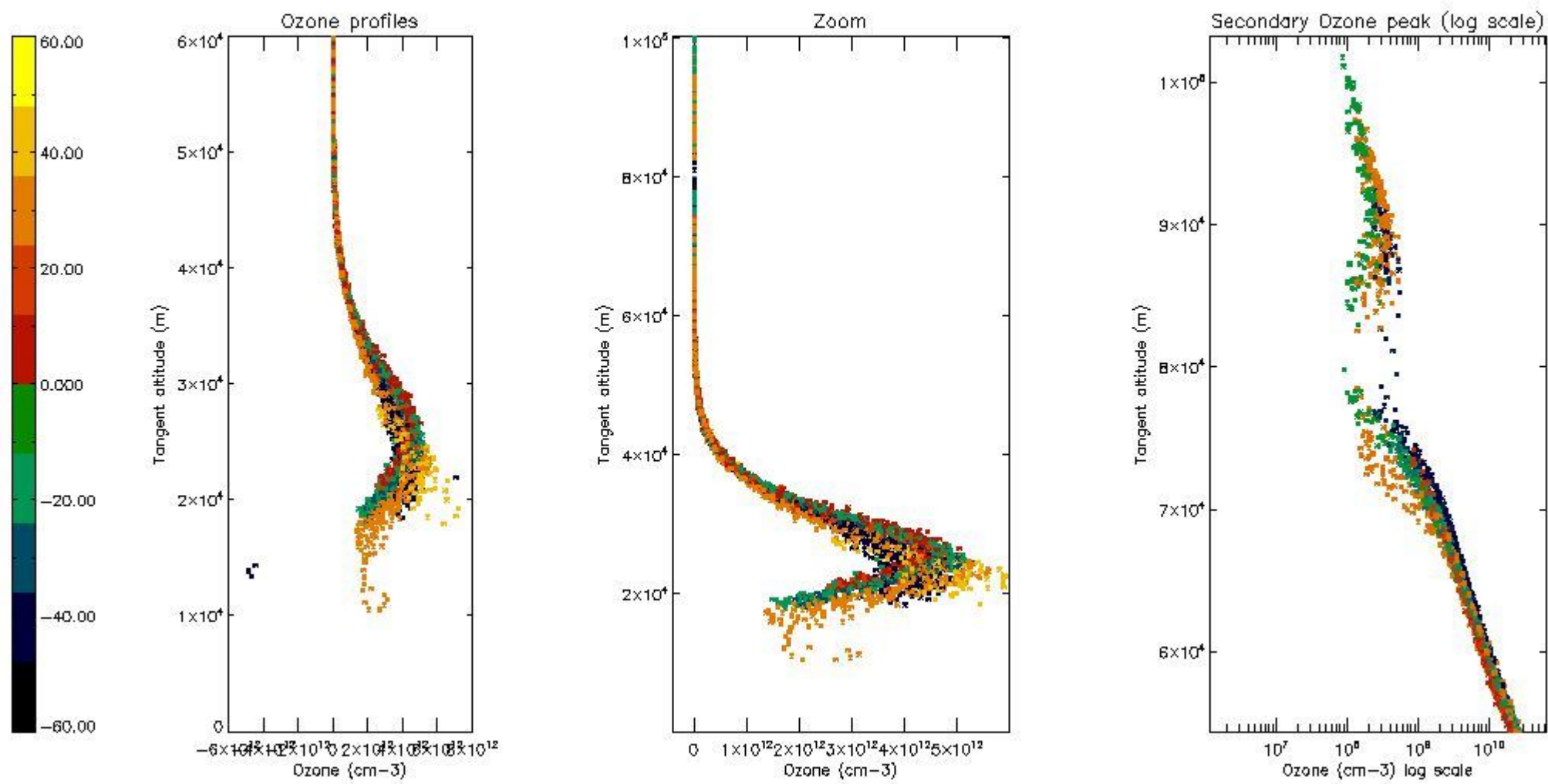
The colorbar represents the latitude.





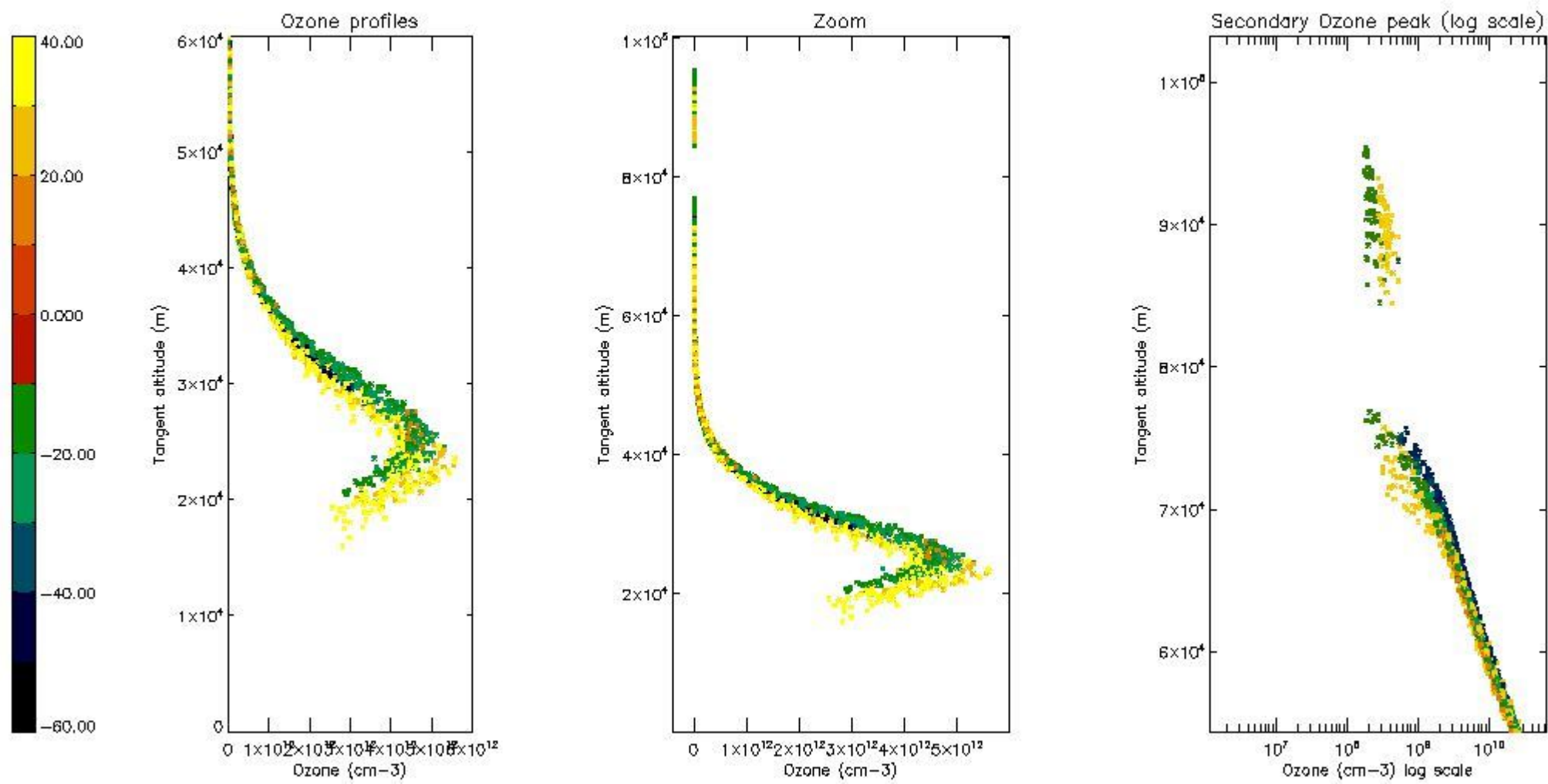
*5.4 Plot ozone profiles where STD < 10% (dark without errors)*

The colorbar represents the latitude.



*5.5 Plot ozone profiles where STD < 5% (dark without errors)*

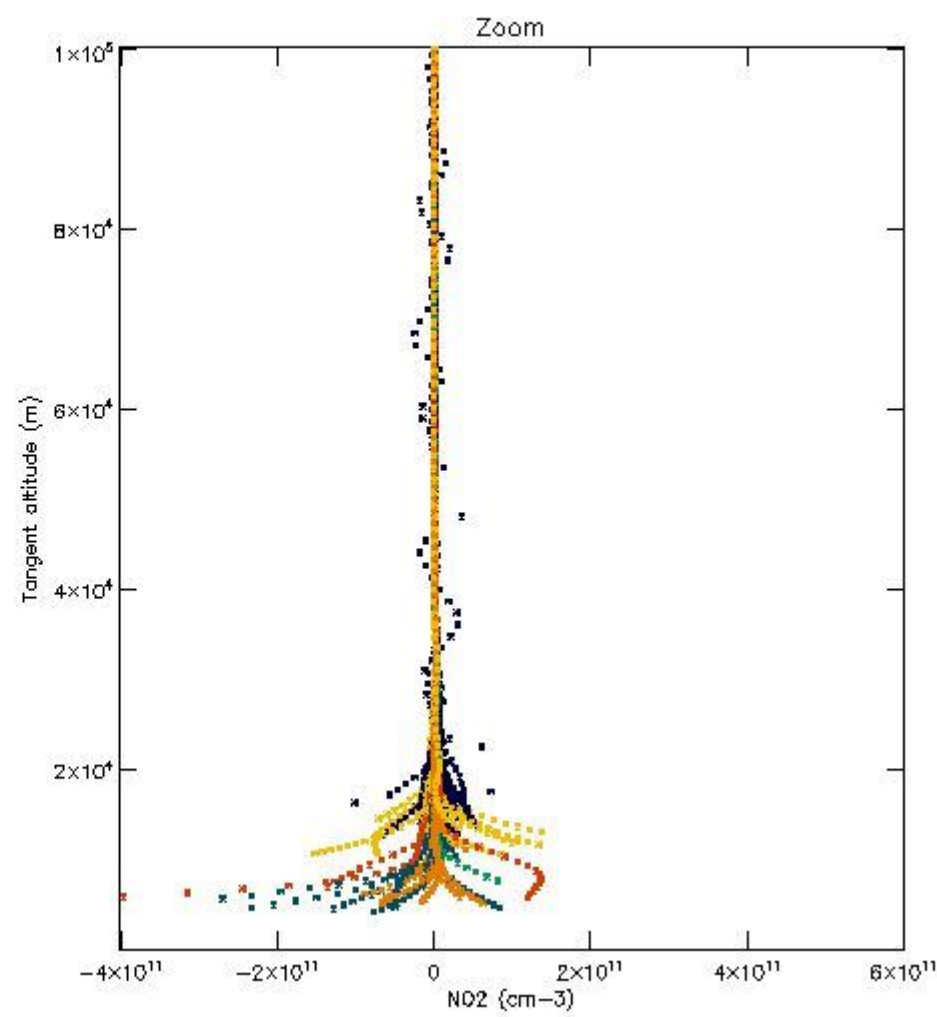
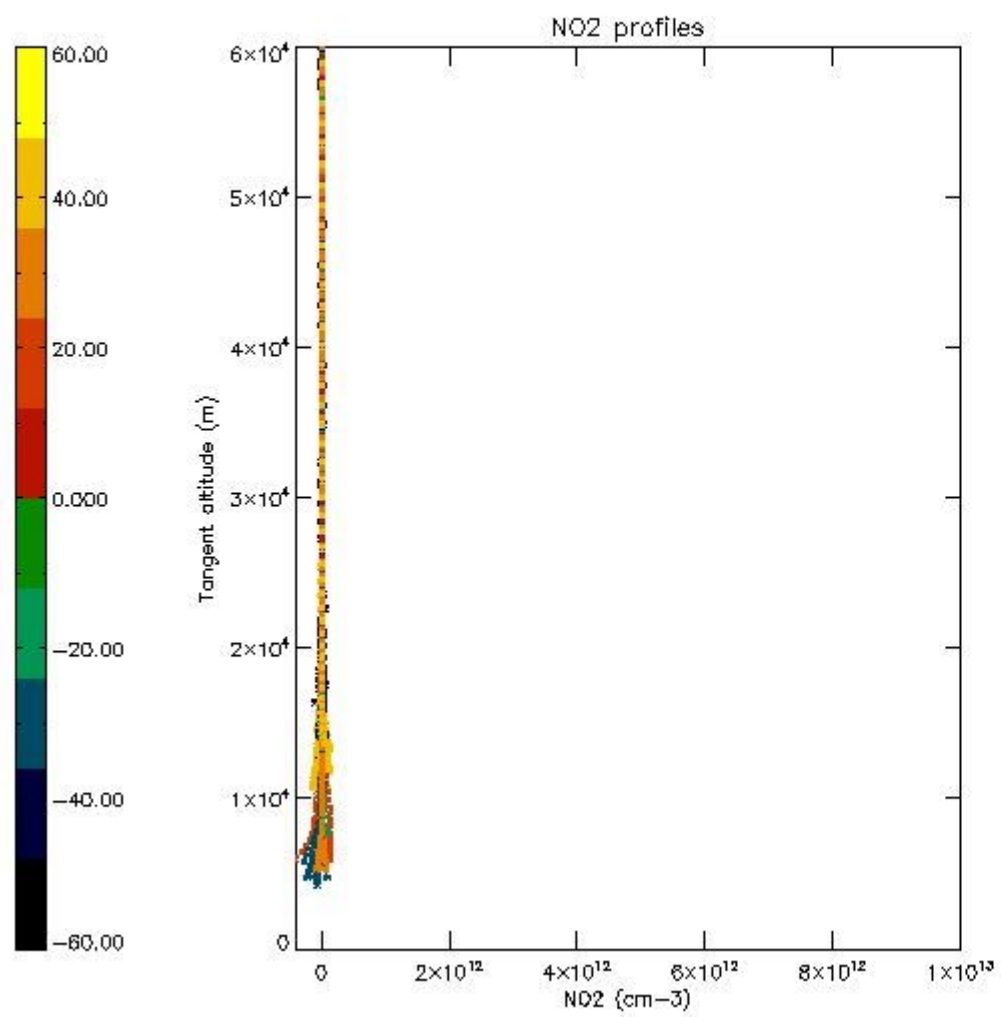
The colorbar represents the latitude.



*5.6 Plot NO<sub>2</sub> profiles for all STD (dark without errors)*

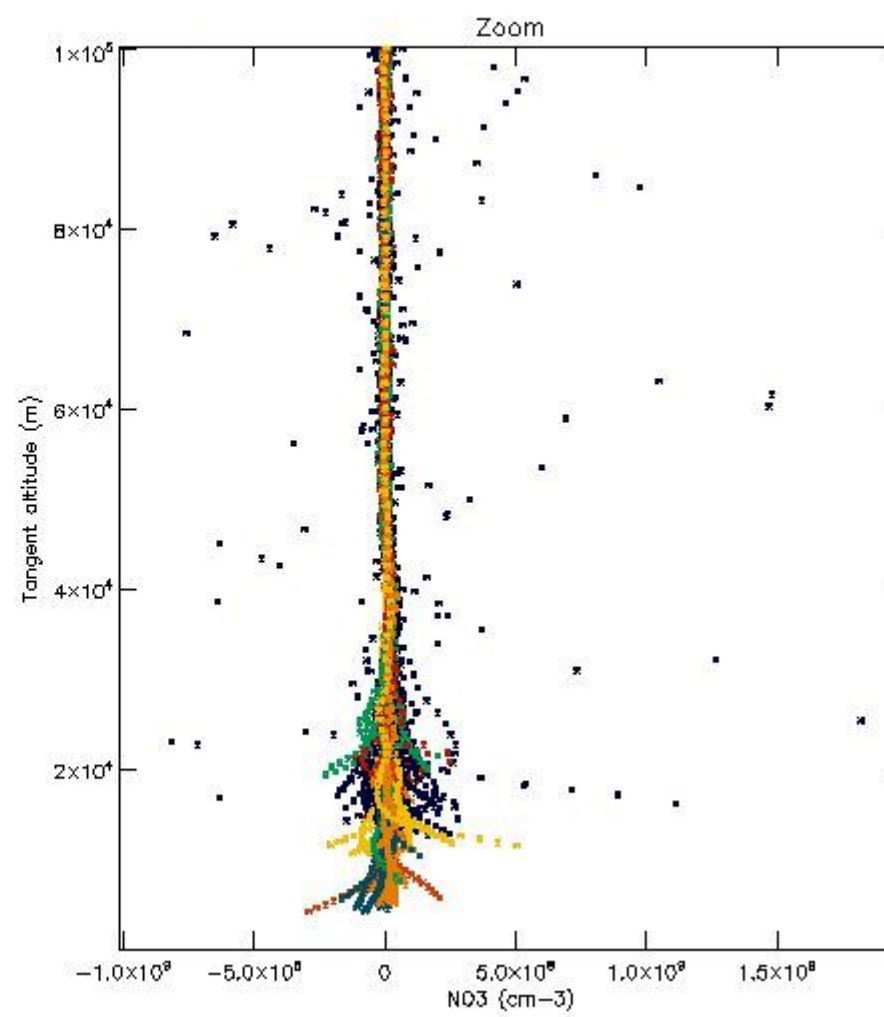
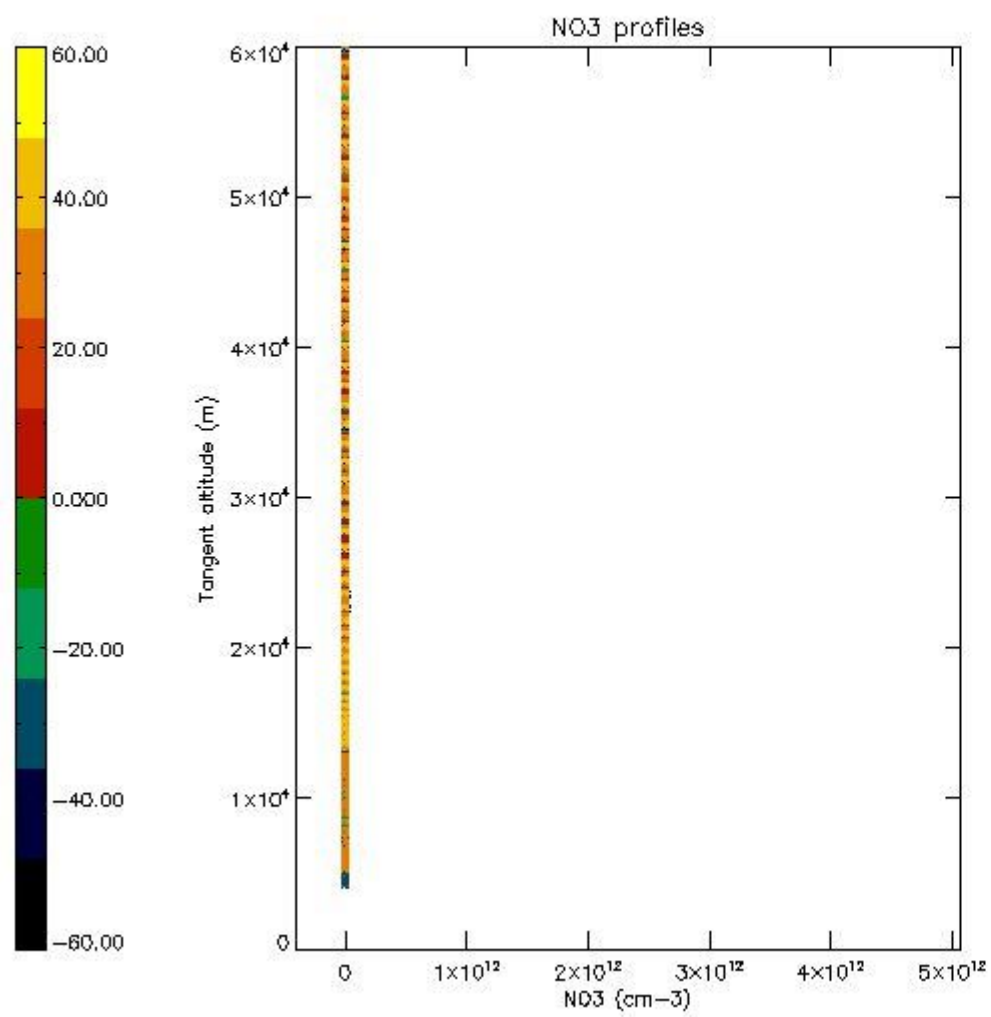
The colorbar represents the latitude.





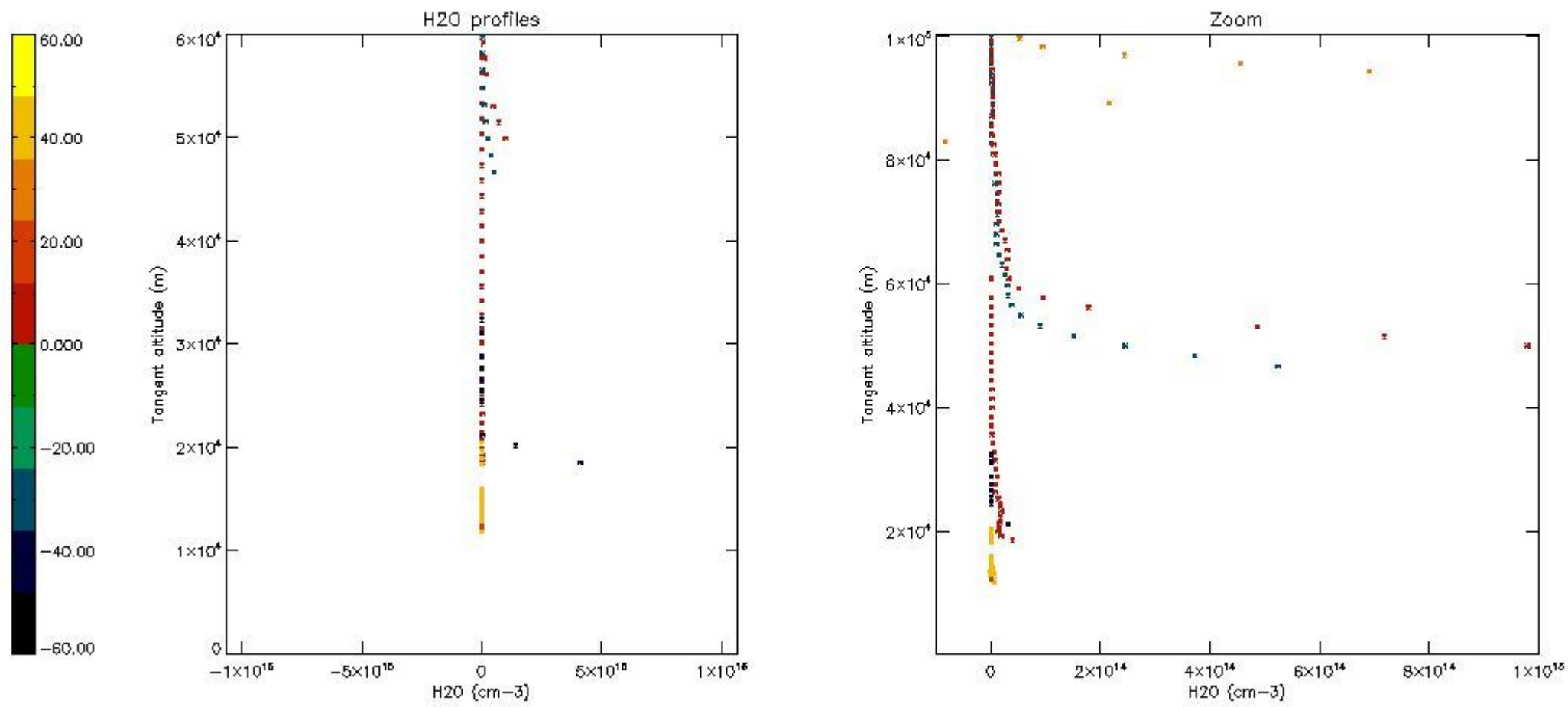
*5.7 Plot NO3 profiles for all STD (dark without errors)*

The colorbar represents the latitude.



5.8 Plot H2O profiles for all STD (only for occultations of stars 1,2,3,4,13,14,16,26,63 dark without errors)

The colorbar represents the latitude.

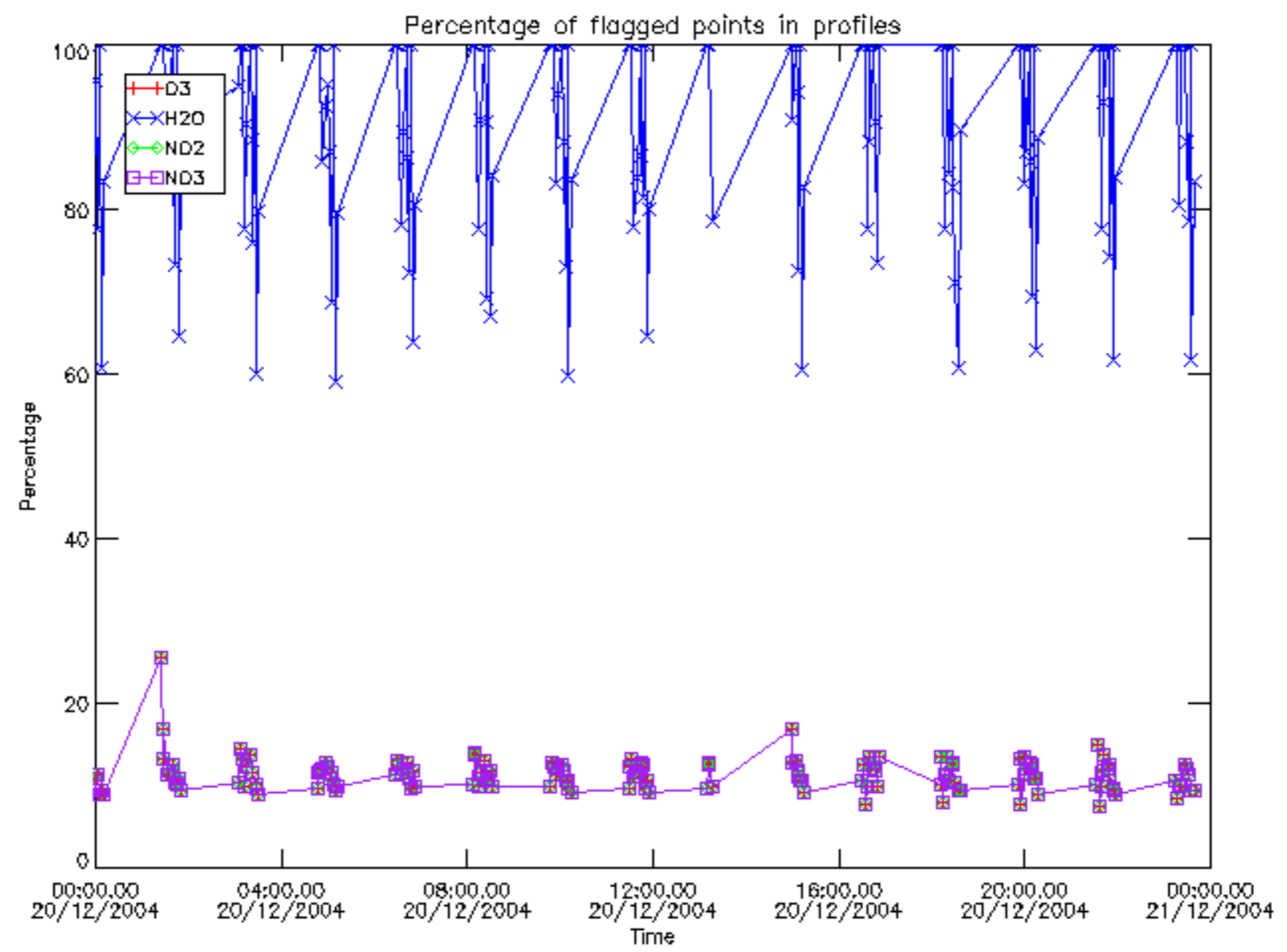


## 6. Auxiliary Data Files used for the production reported in section 2

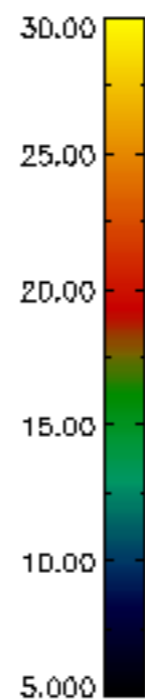
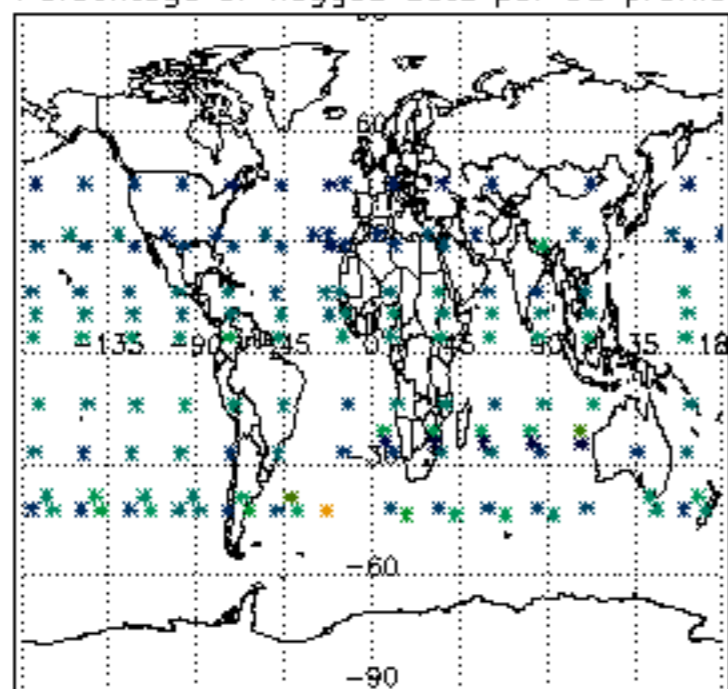
The number reported in the third column indicates since which file (see list in section 2) the corresponding auxiliary file has been used. The fourth column is the date of those product files.

Type	Auxiliary Filename	Used since product	Used since product date
INST_PHYS_CHARACTERISTICS	GOM_INS_AXVIEC20091111_143220_20030716_120000_20500101_000000	1	20-DEC-2004 00:00:32
LEVEL-2_PROC_CONFIG	GOM_PR2_AXVIEC20091111_152718_20020301_000000_20500101_000000	1	20-DEC-2004 00:00:32
CROSS_SECTIONS_FILE	GOM_CRS_AXVIEC20091111_154832_20020301_000000_20500101_000000	1	20-DEC-2004 00:00:32

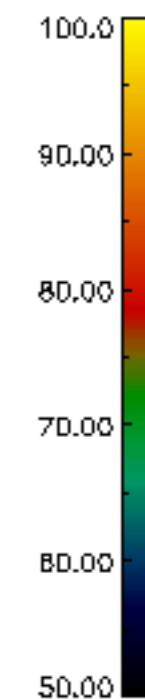
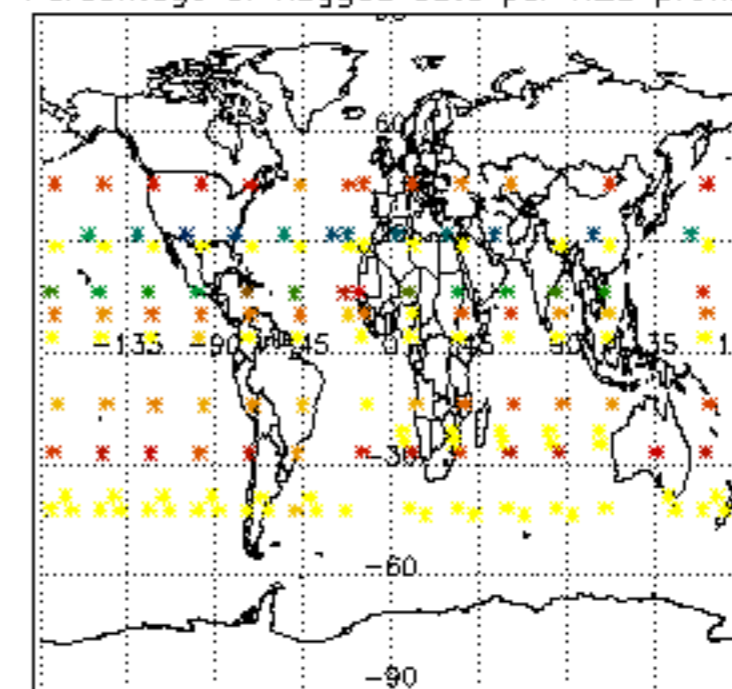




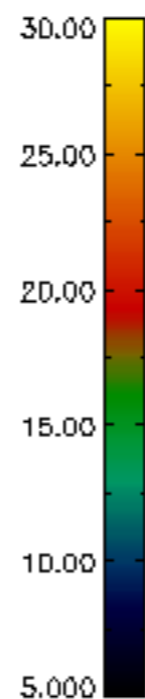
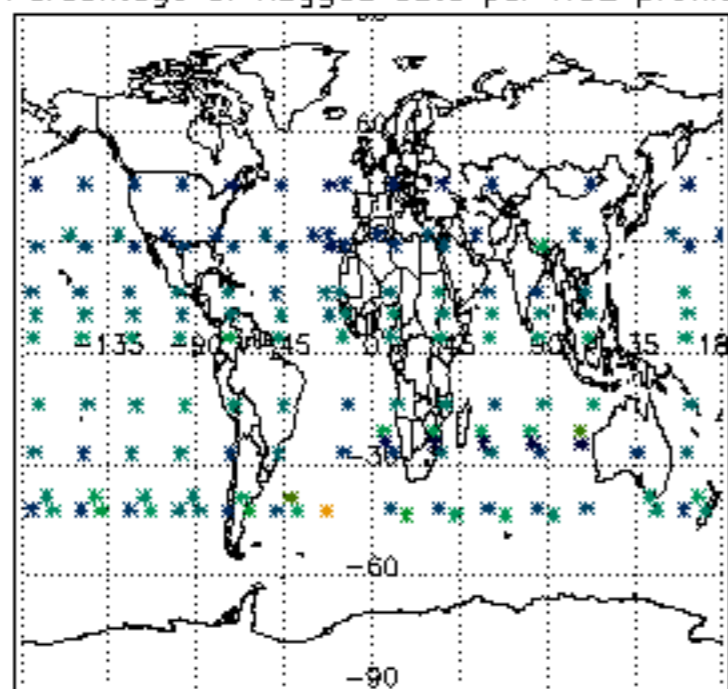
Percentage of flagged data per D3 profile



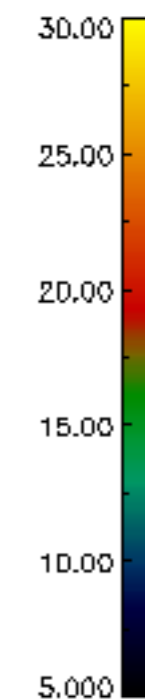
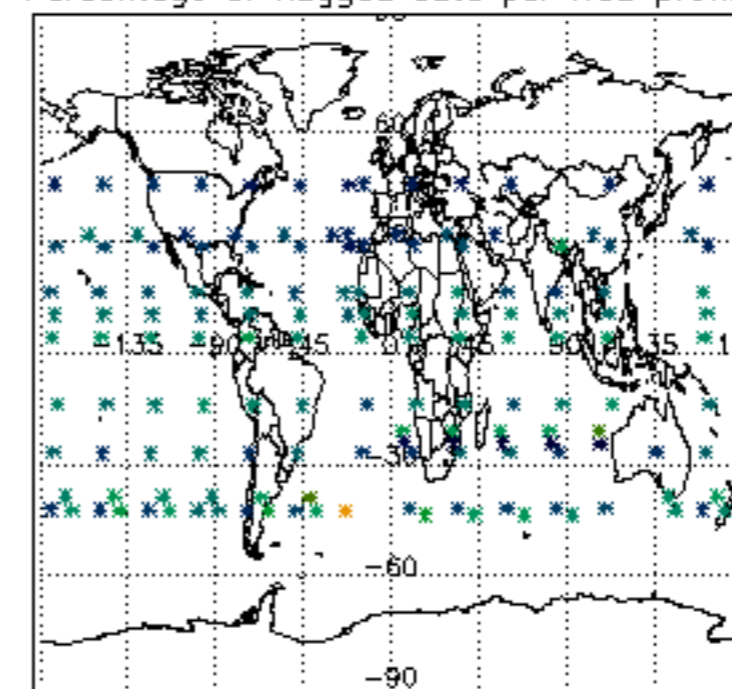
Percentage of flagged data per H2O profile

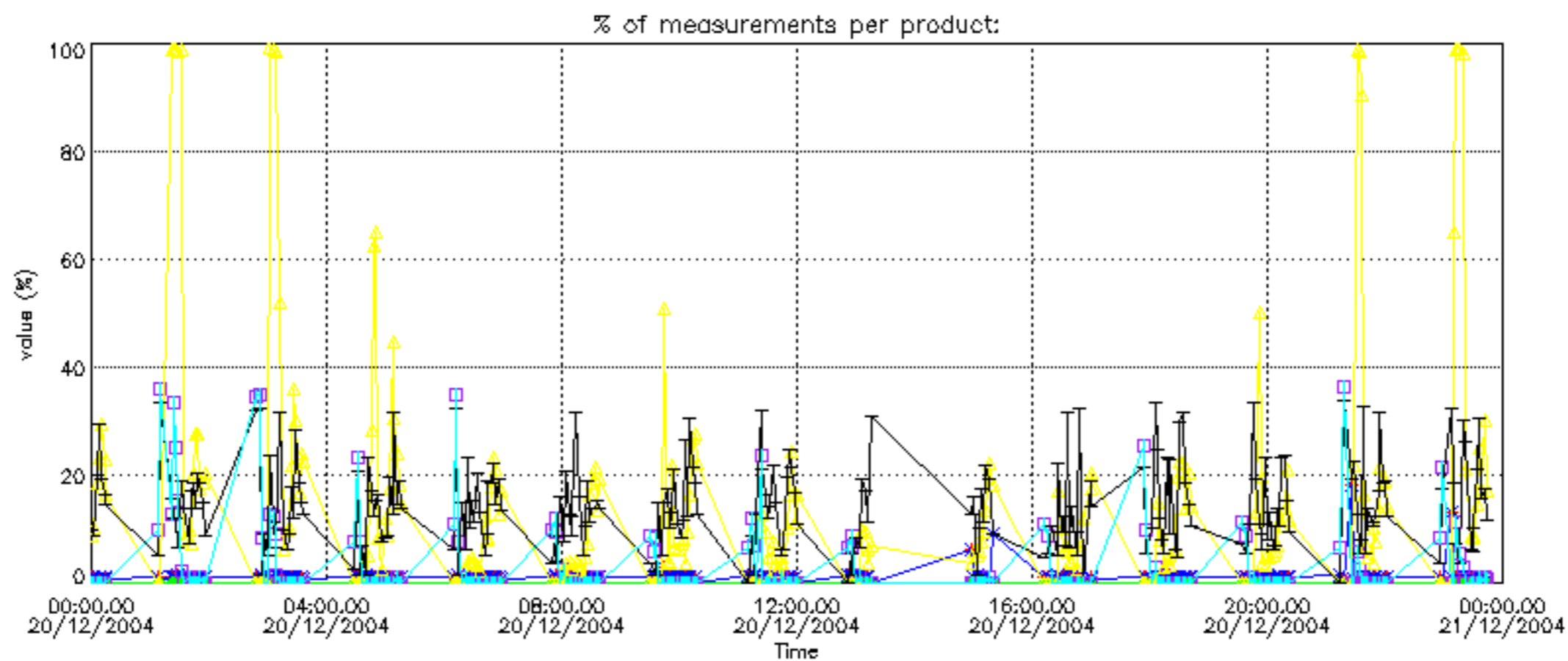


Percentage of flagged data per NO2 profile

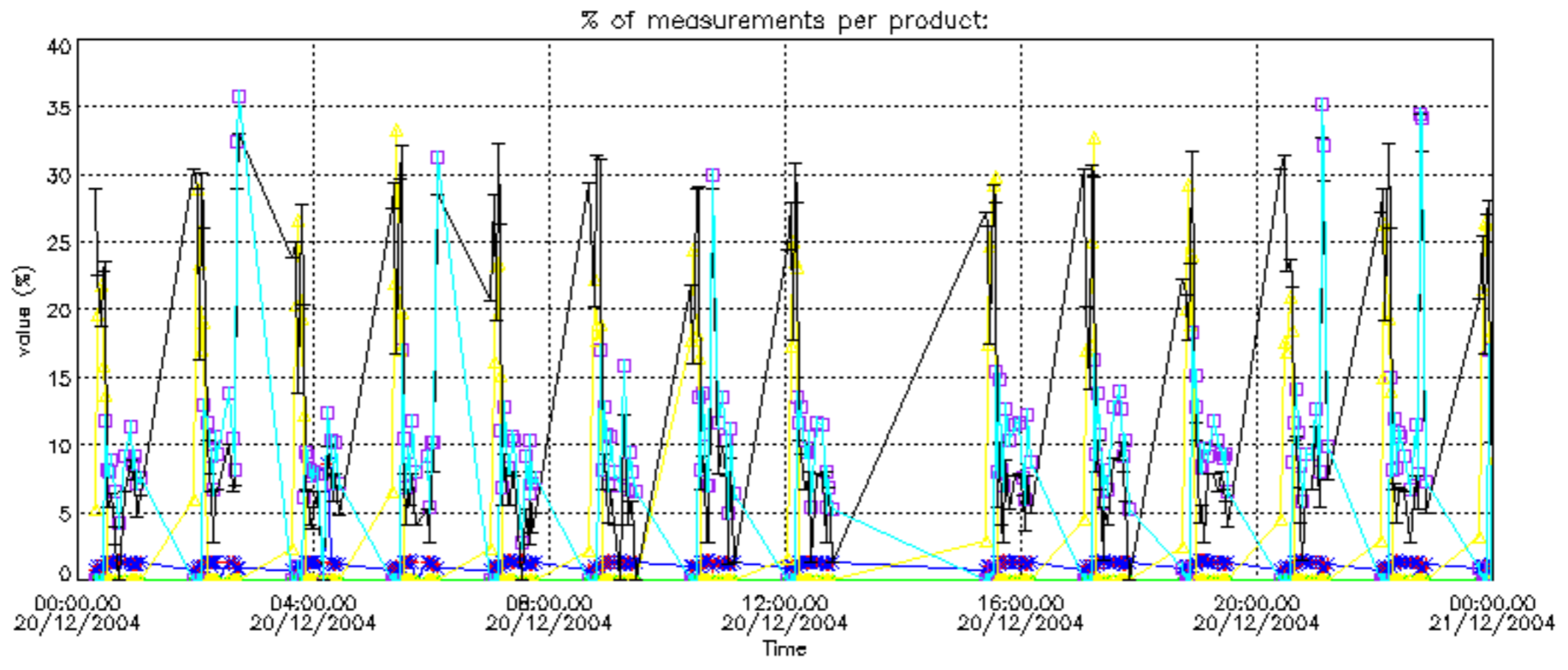


Percentage of flagged data per NO3 profile

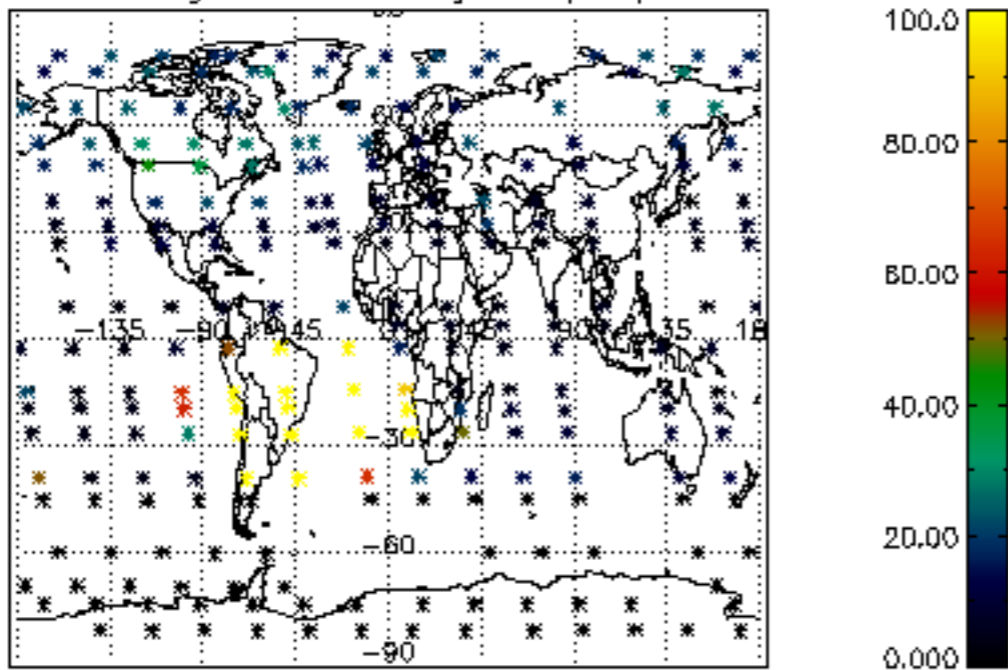




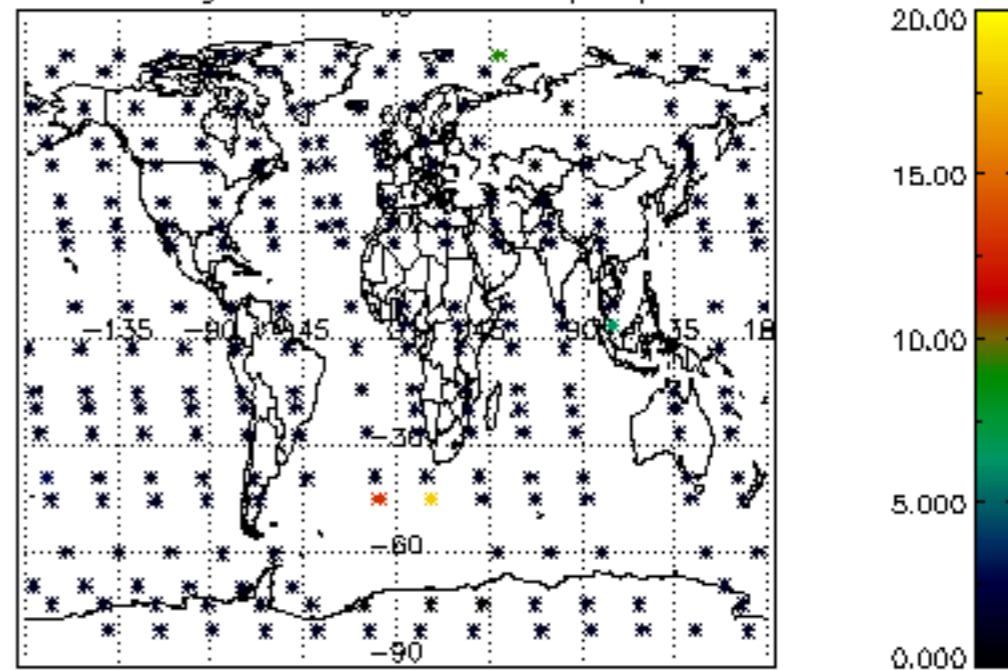




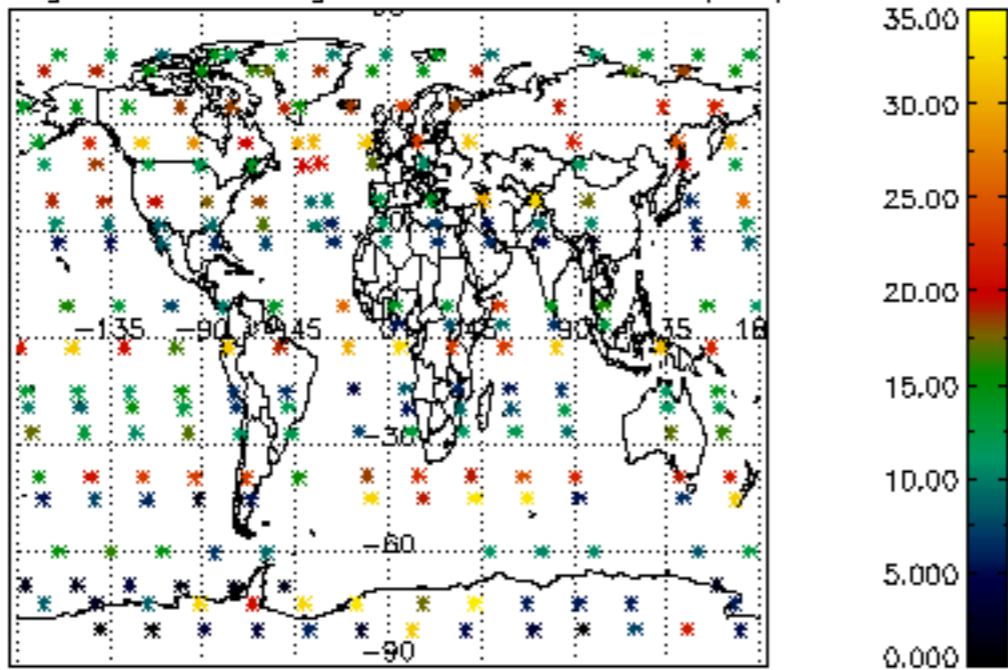
Percentage of cosmic ray hits per profile



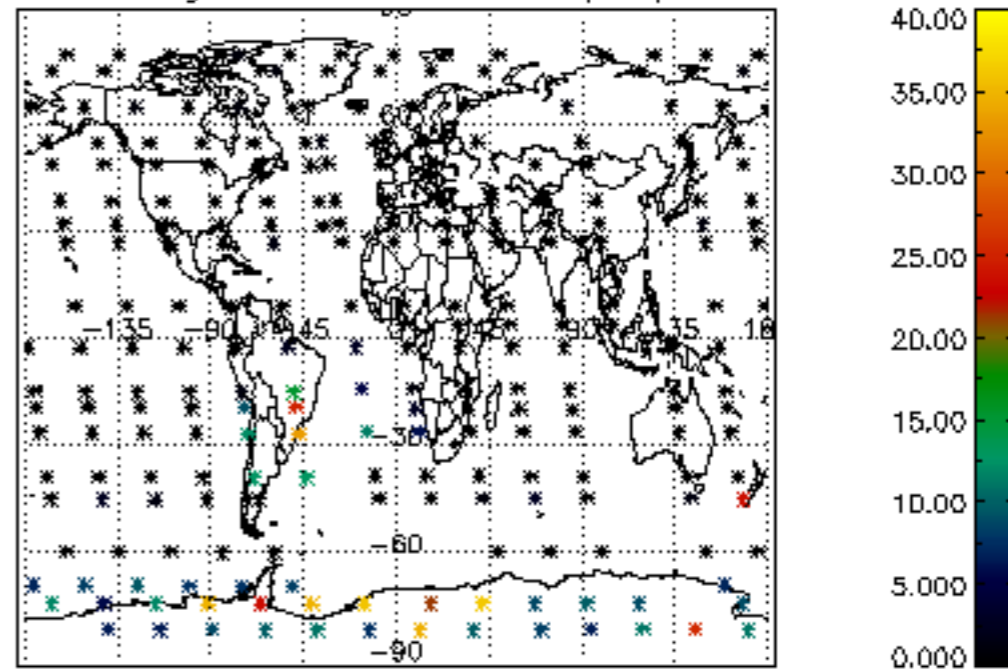
Percentage of datation errors per profile



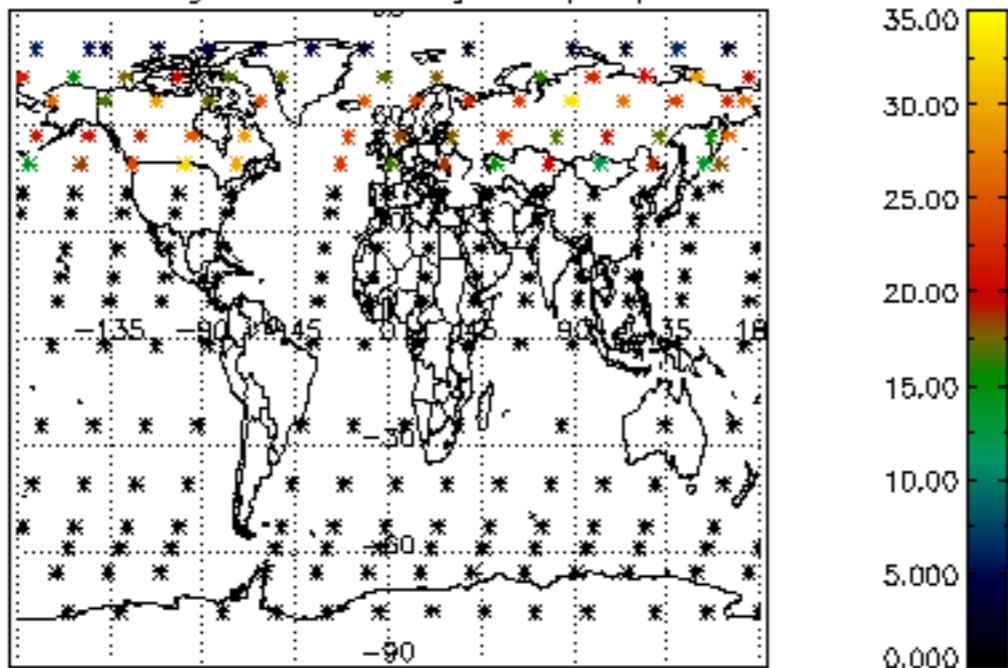
Percentage of star falling outside central band per profile



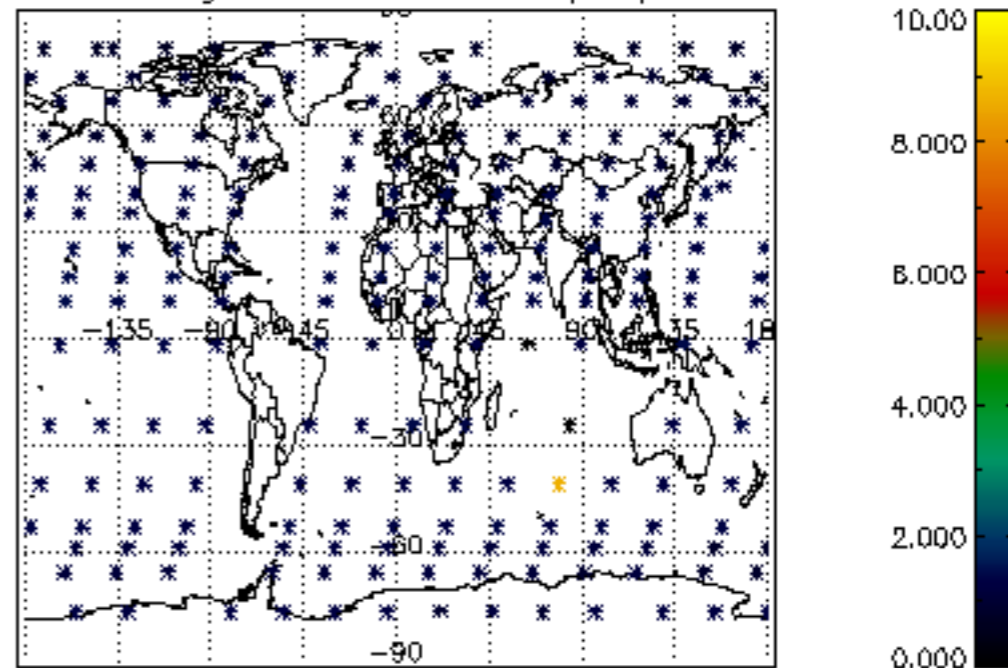
Percentage of saturation errors per profile



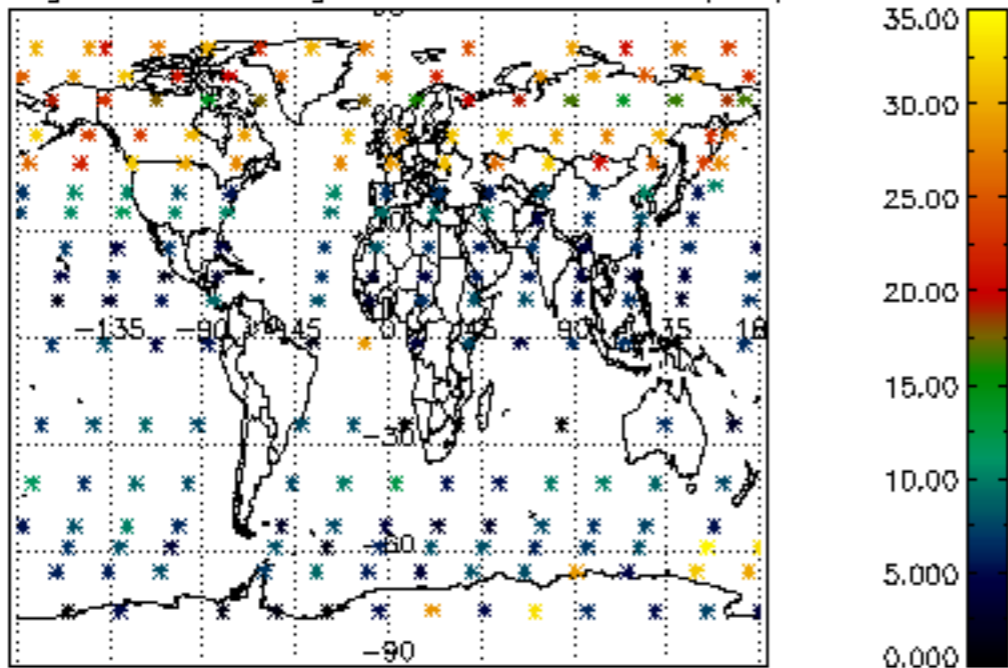
Percentage of cosmic ray hits per profile



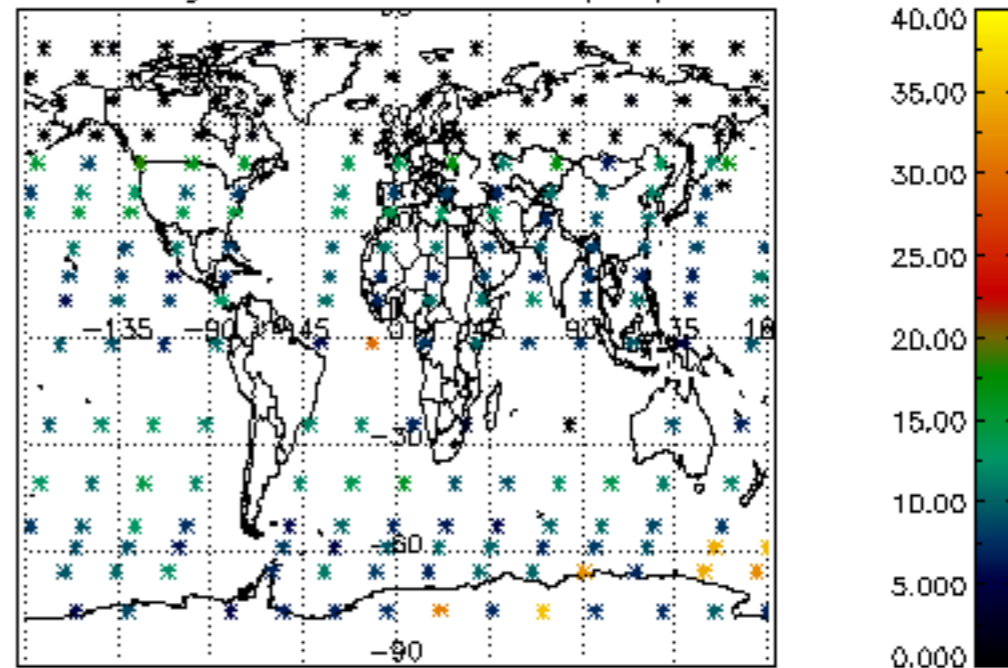
Percentage of datation errors per profile



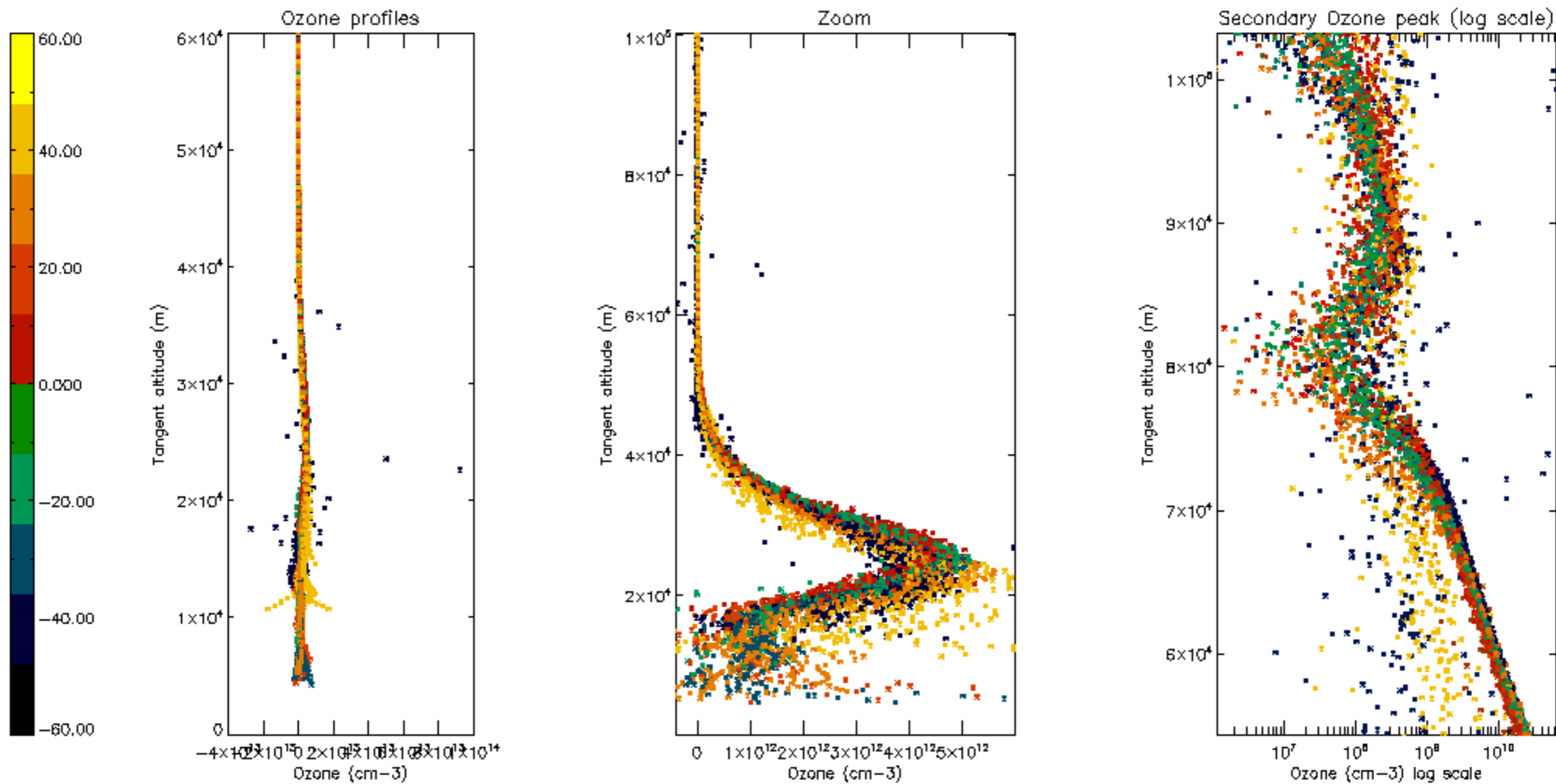
Percentage of star falling outside central band per profile

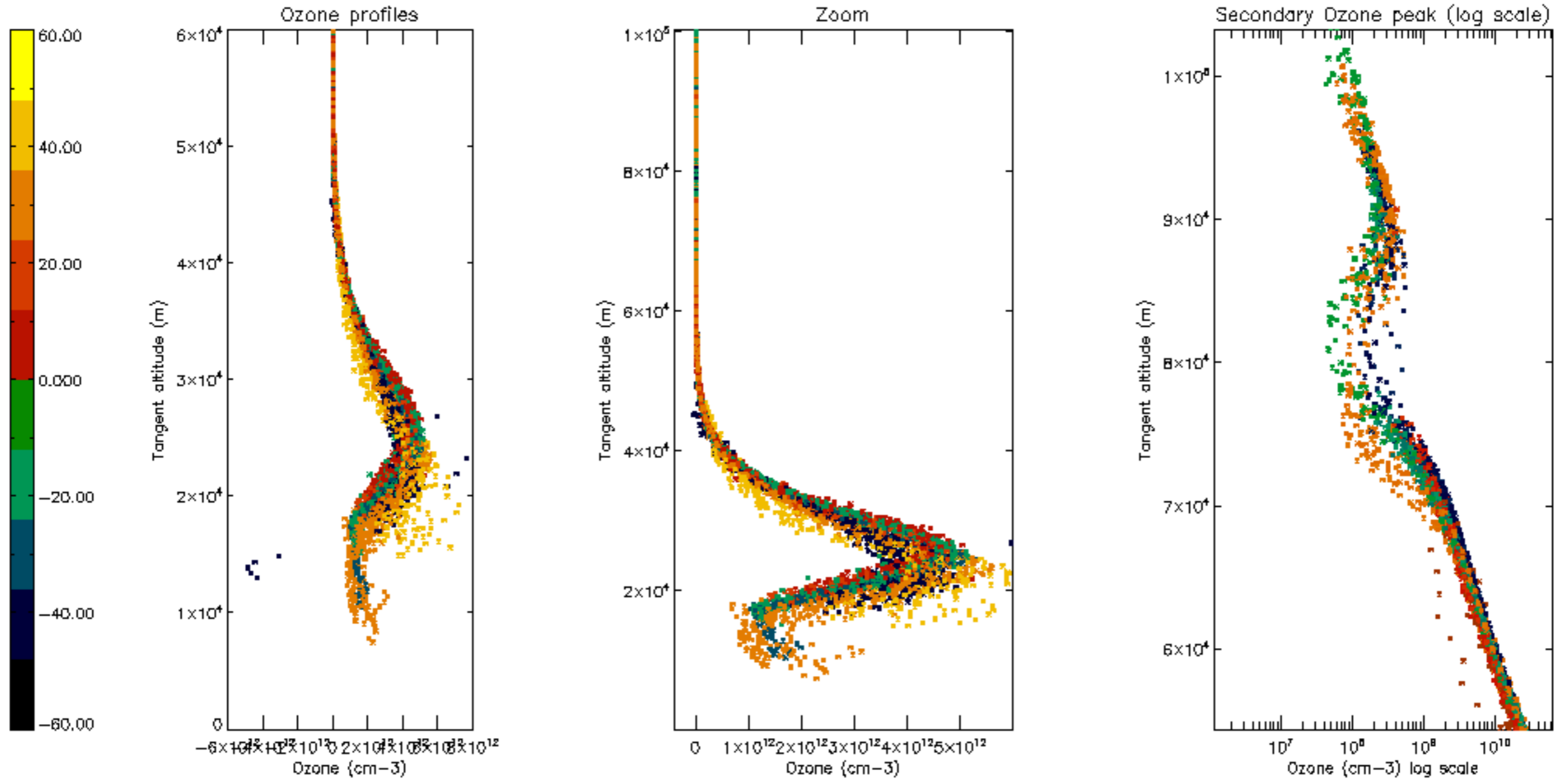


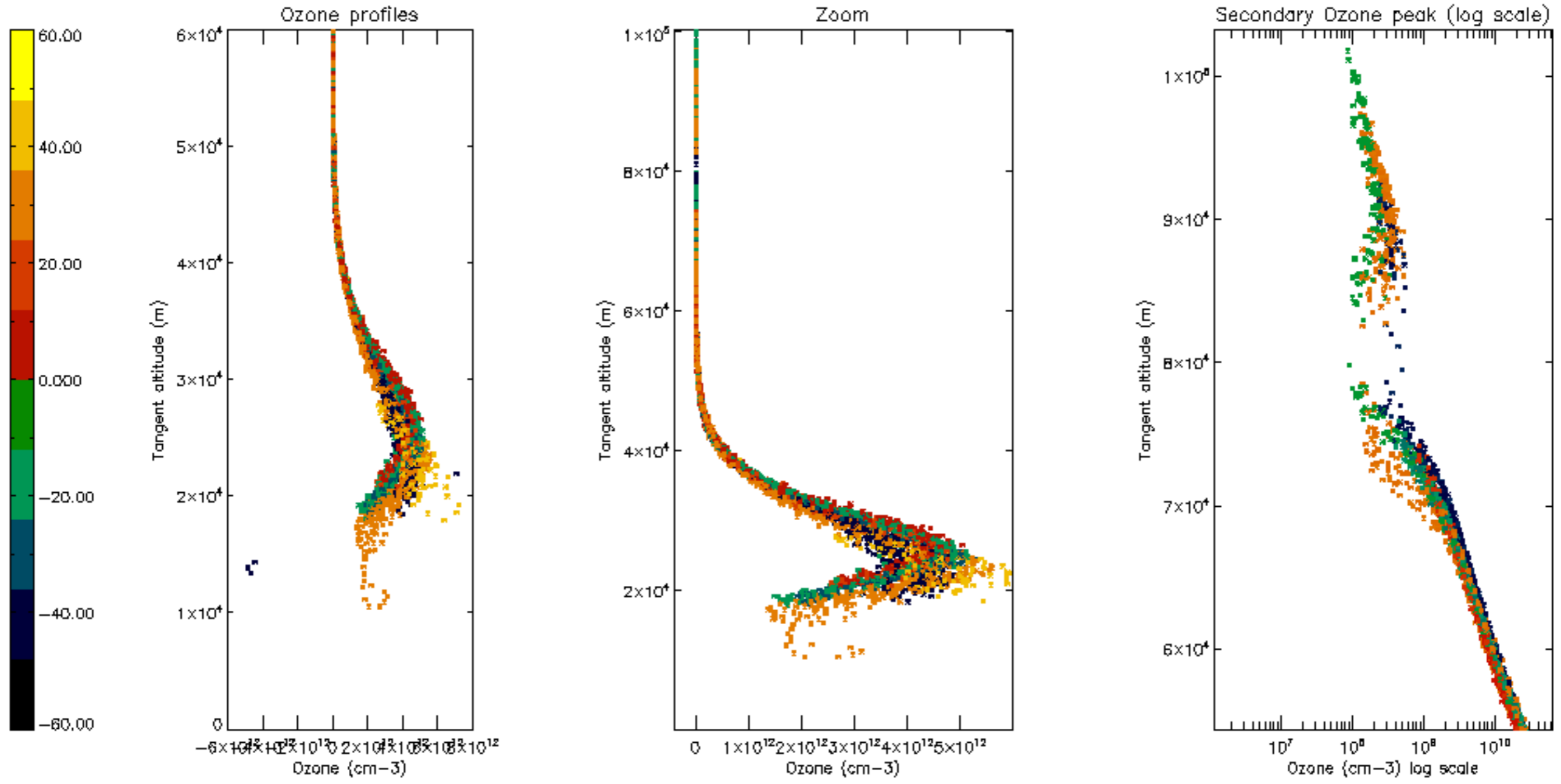
Percentage of saturation errors per profile



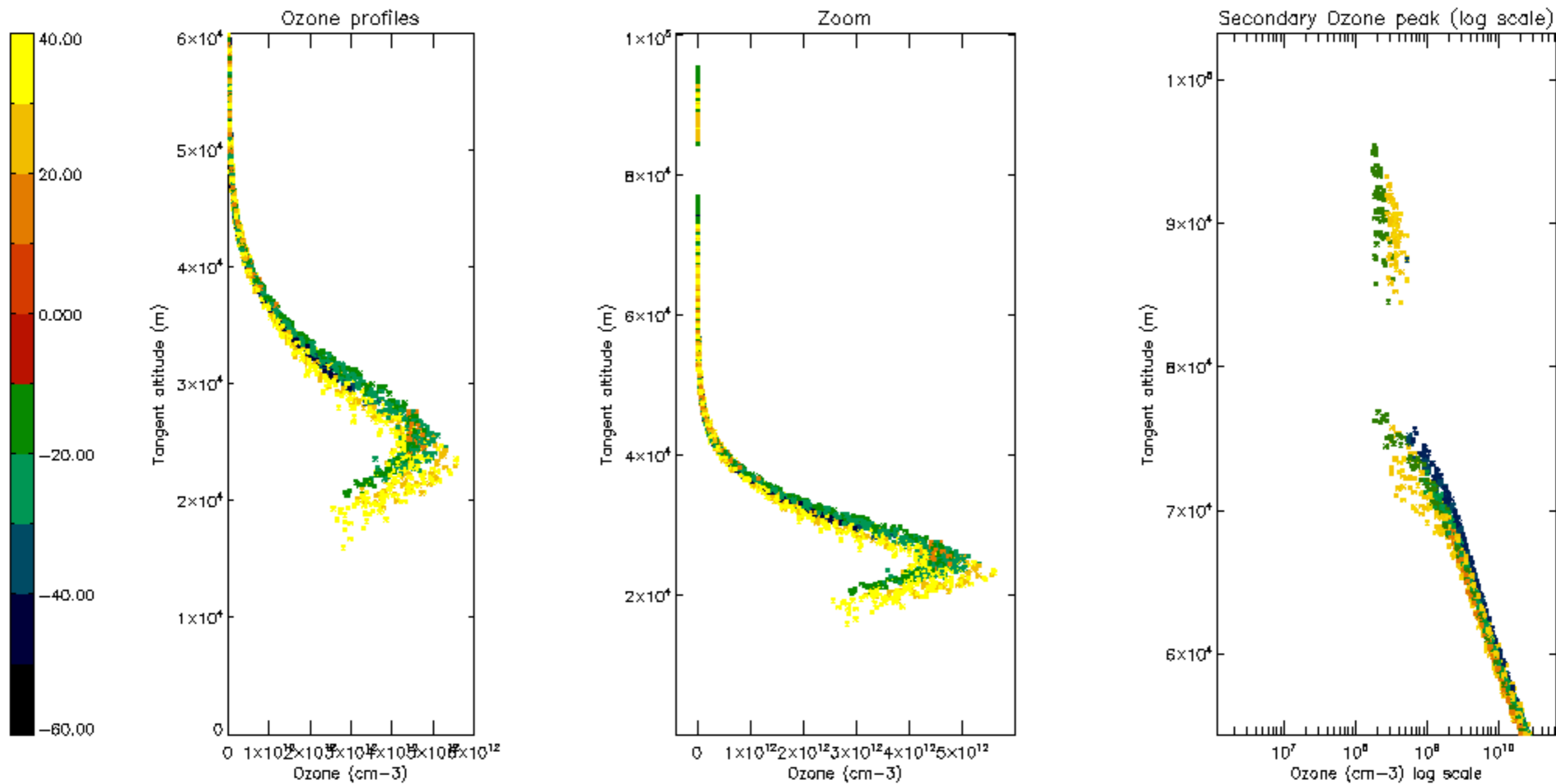


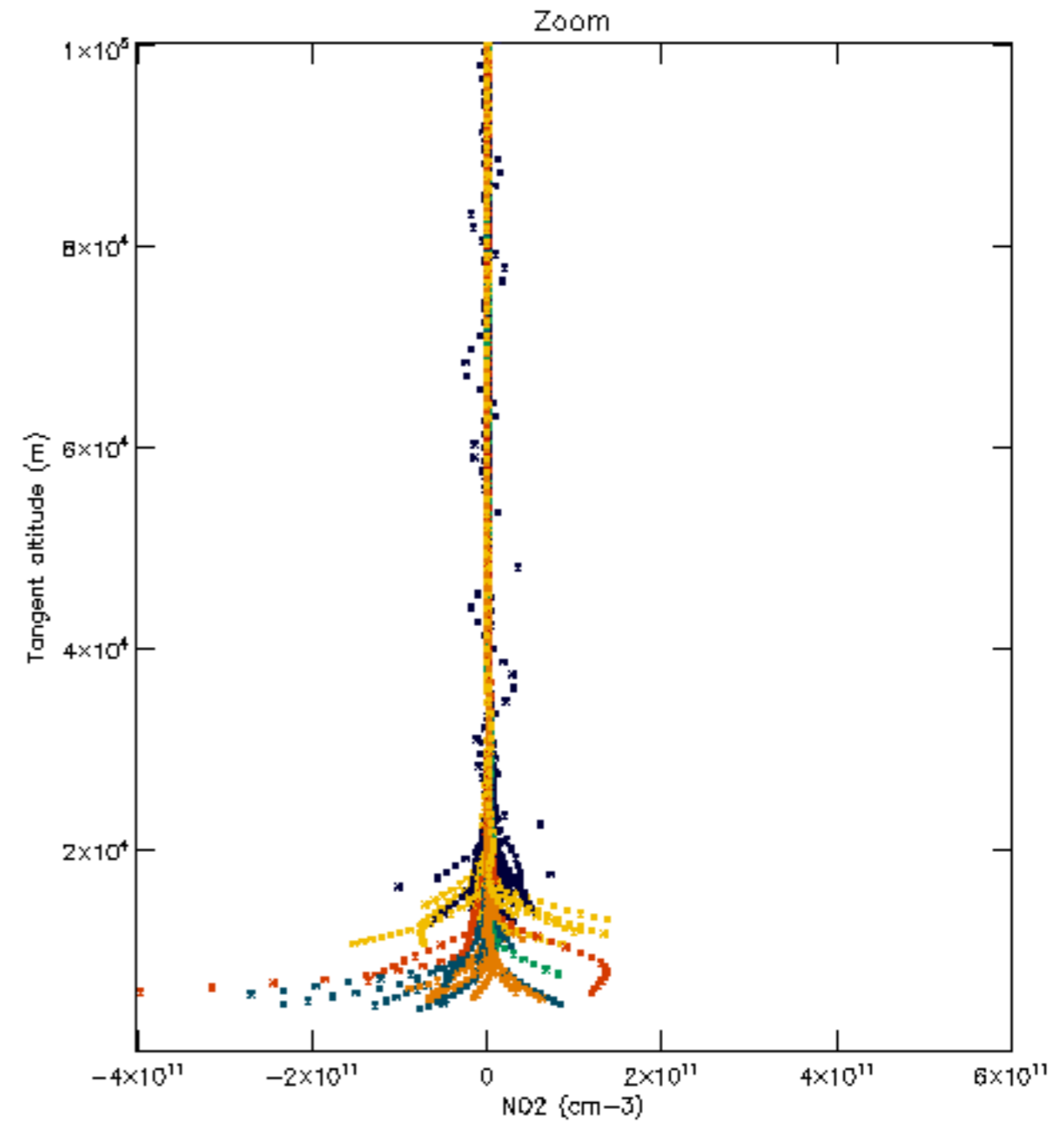
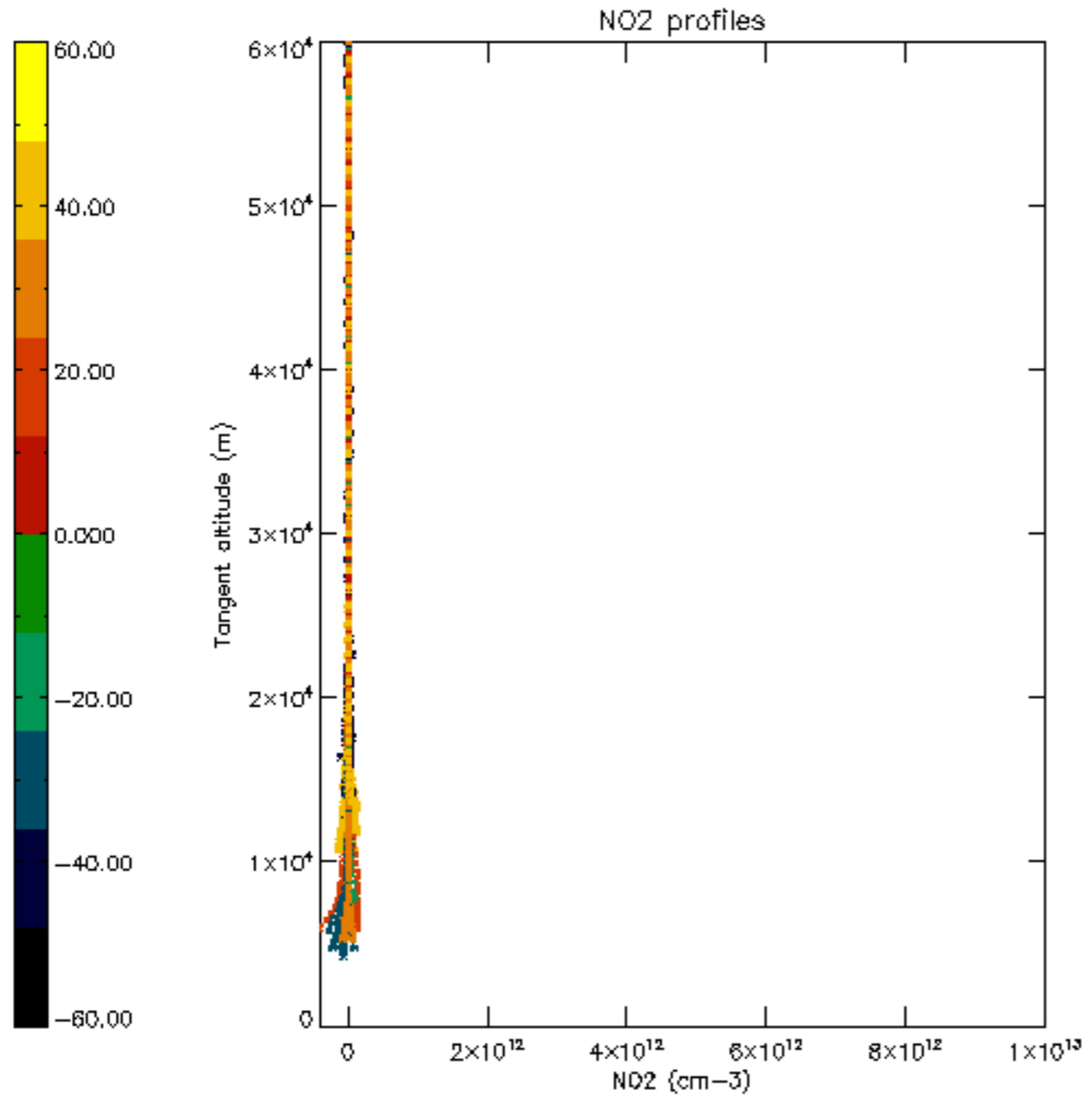


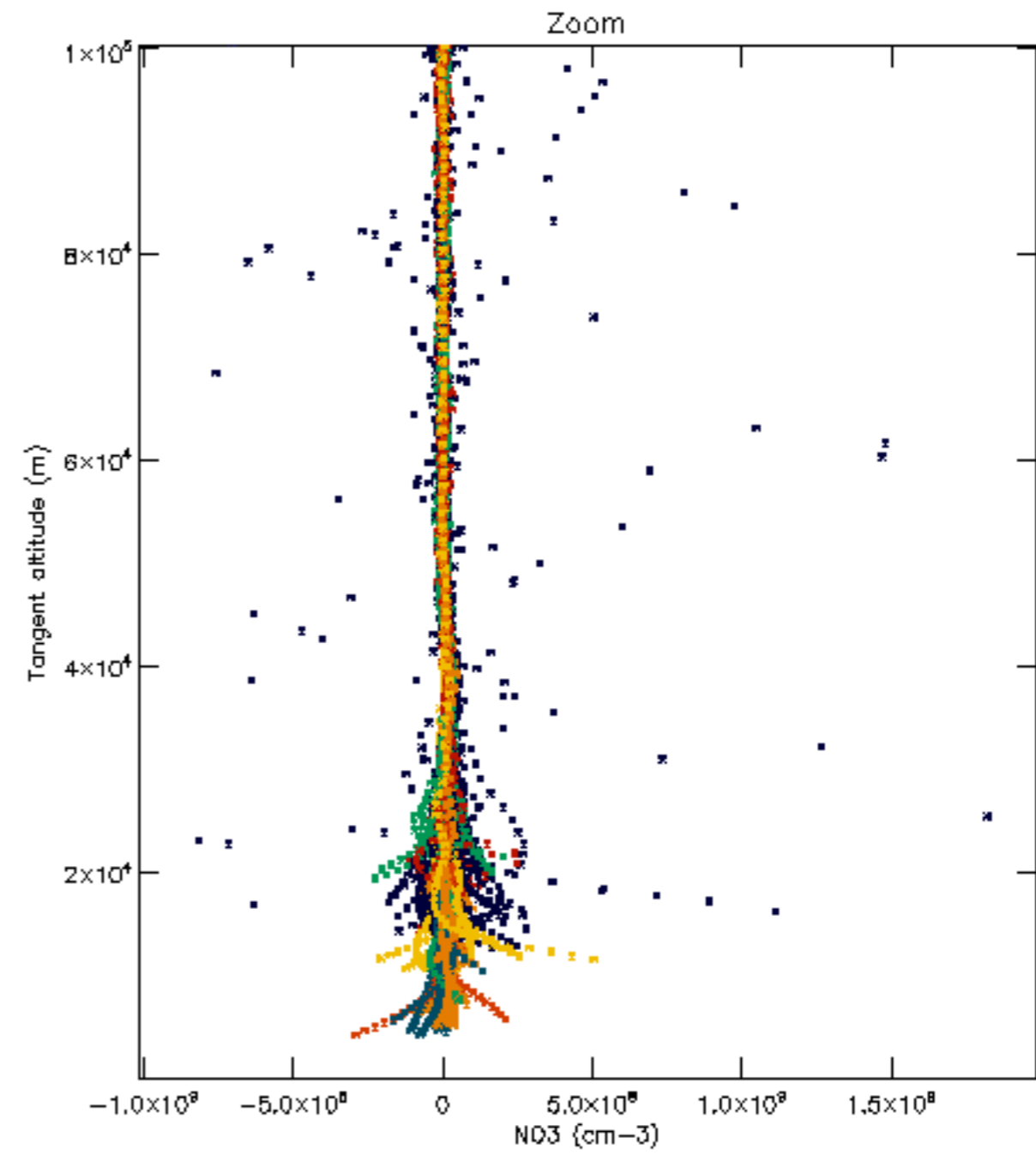
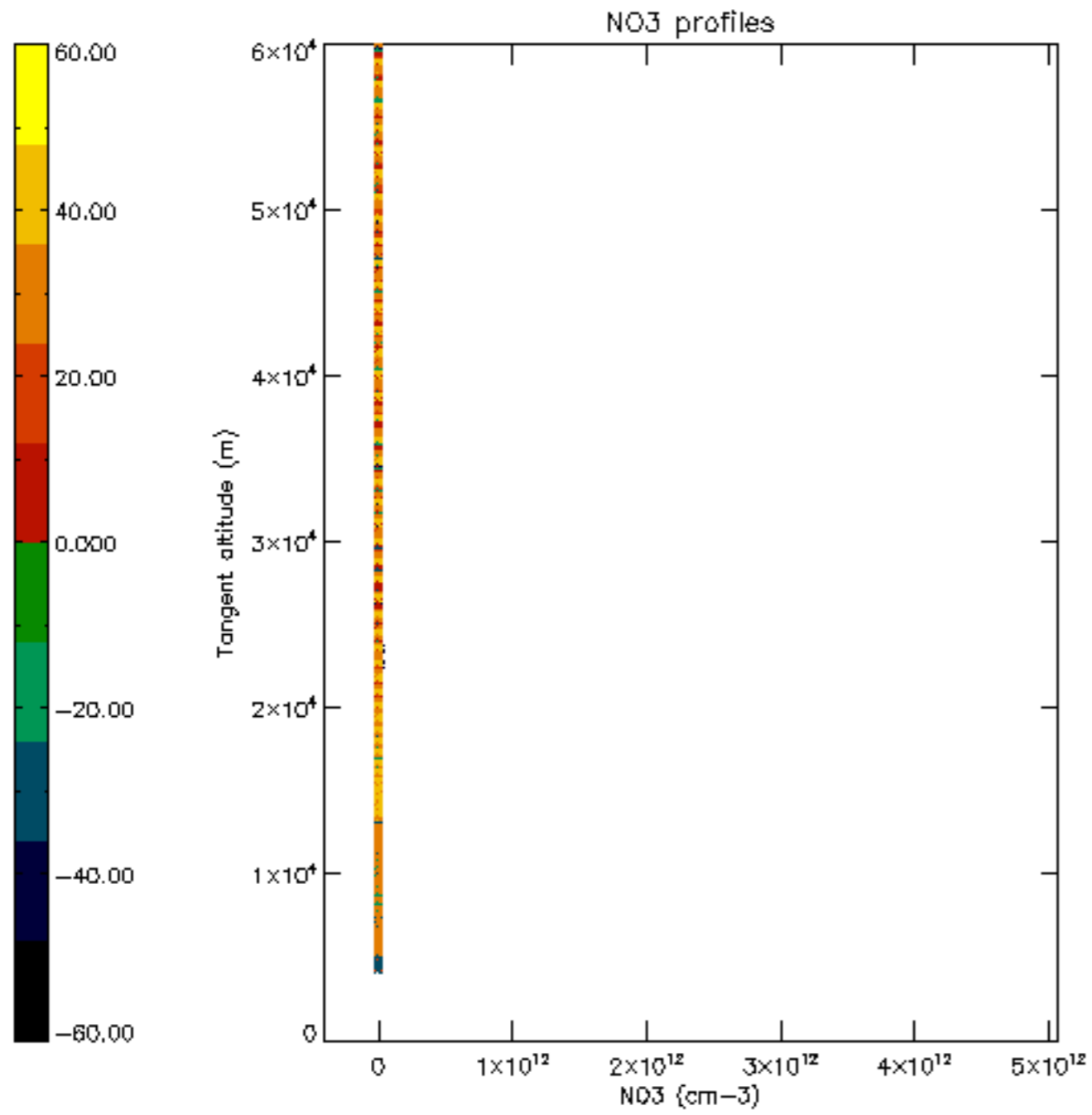




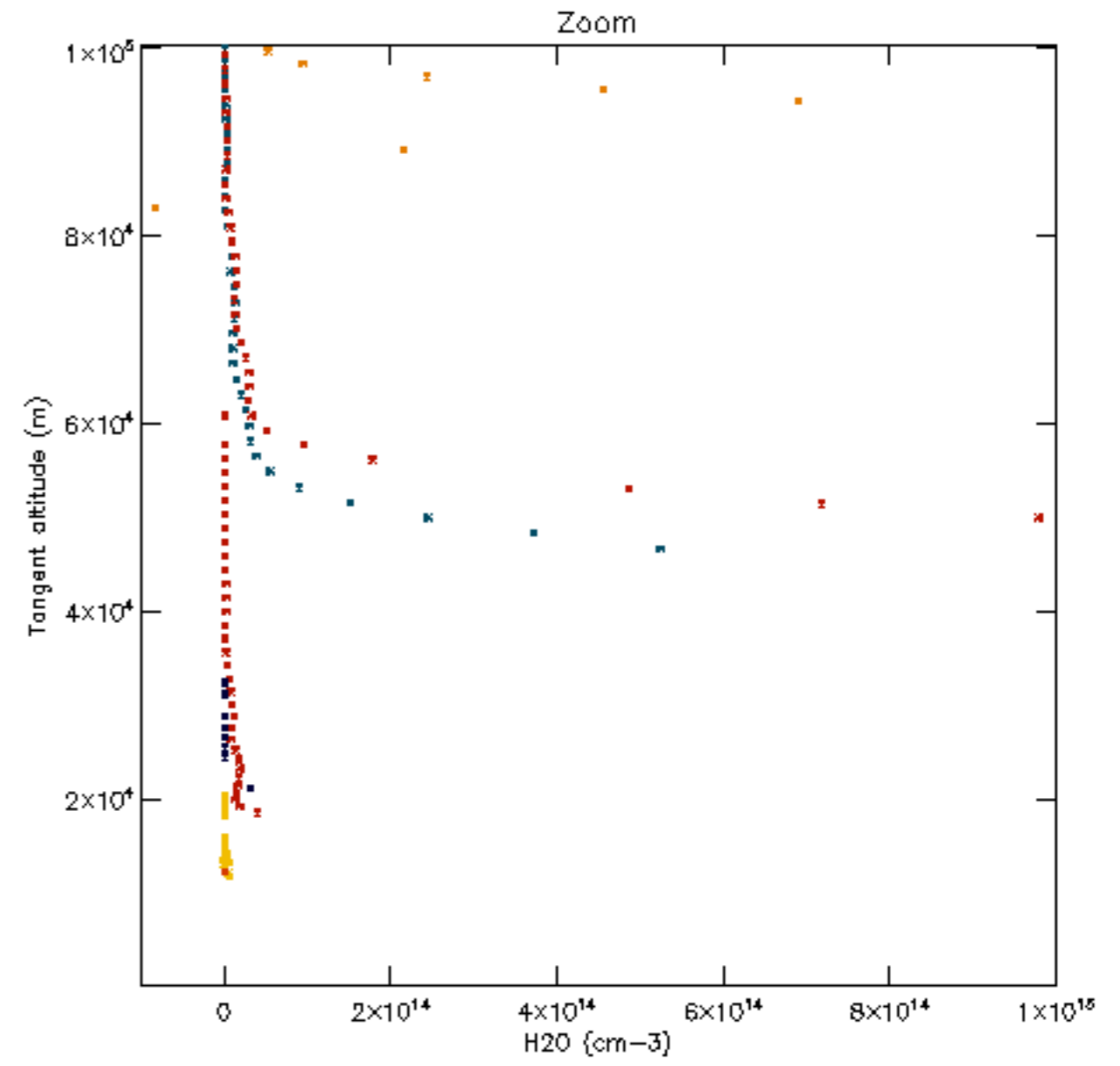
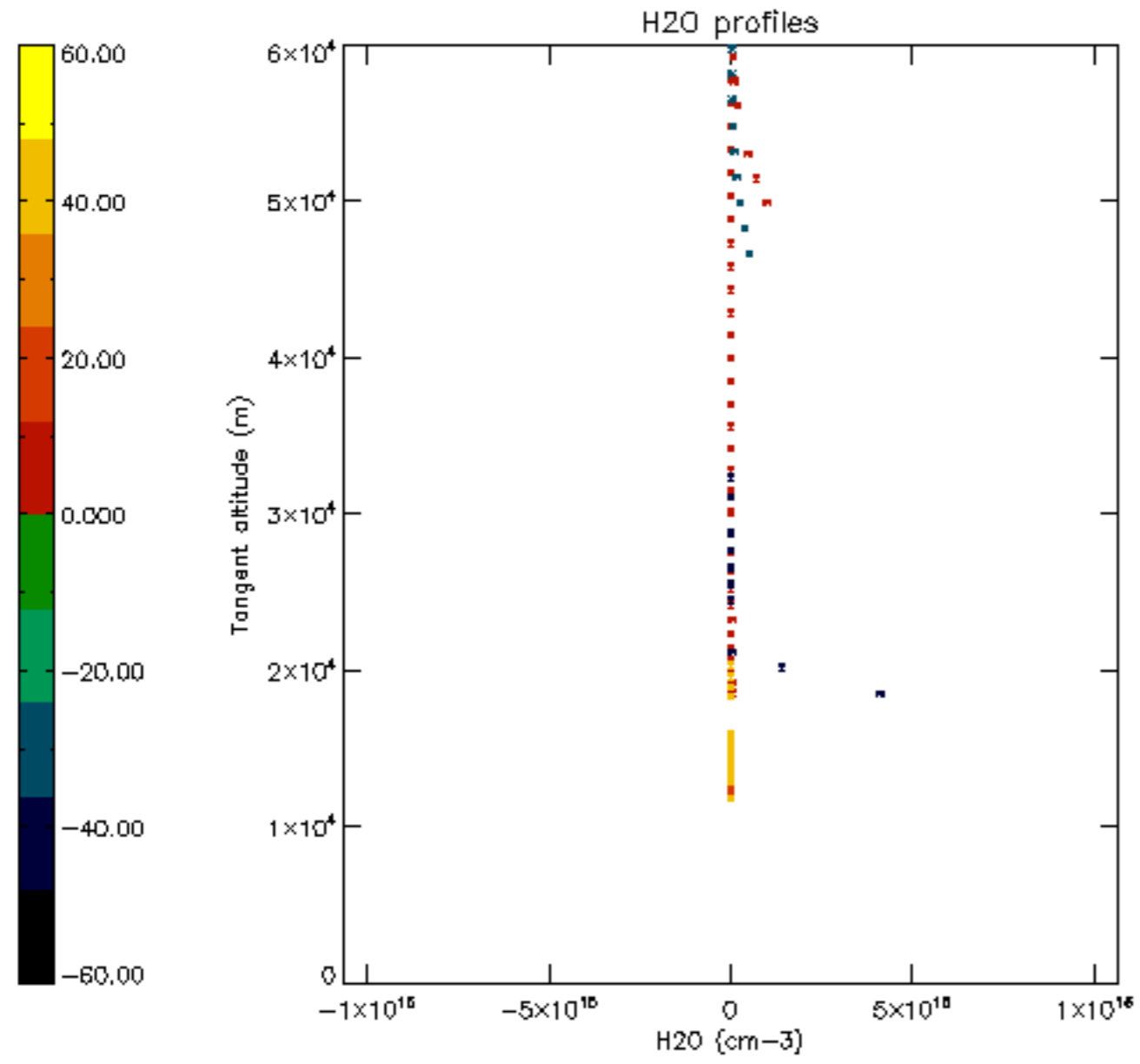


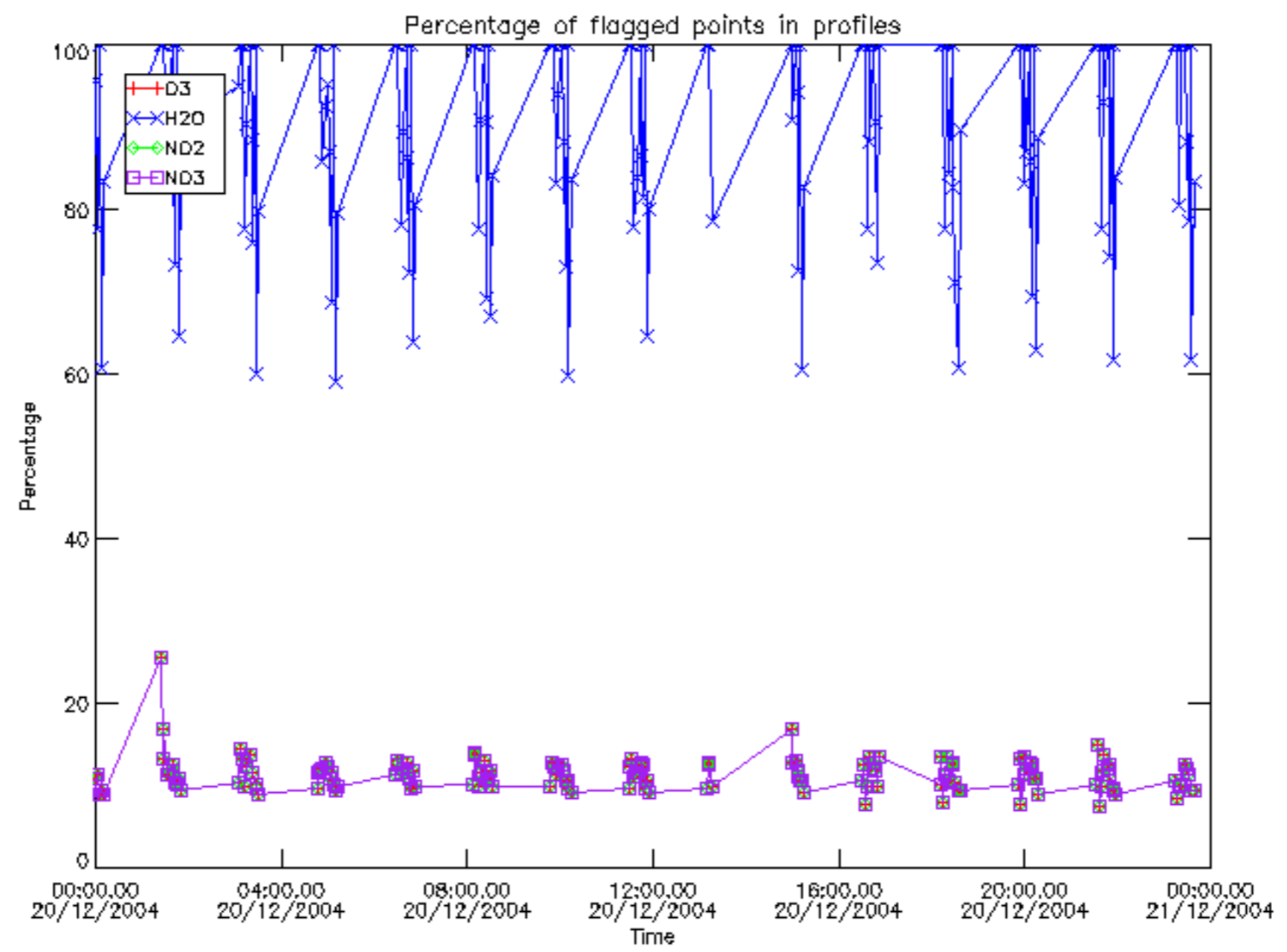




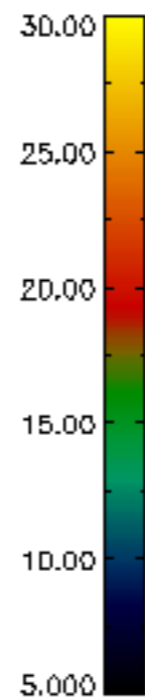
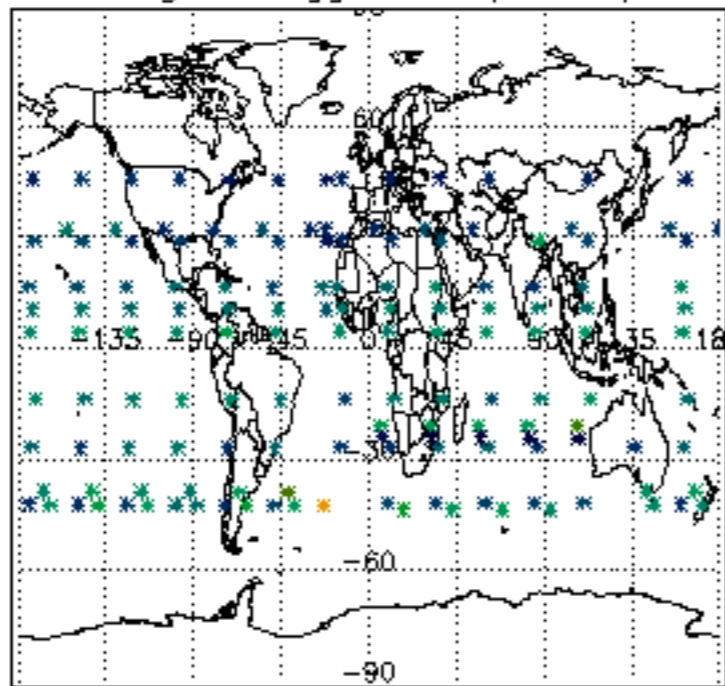




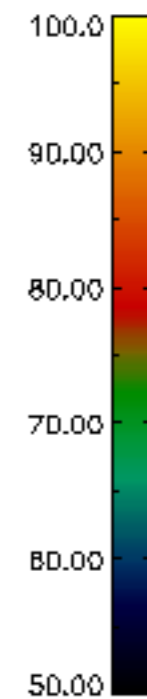
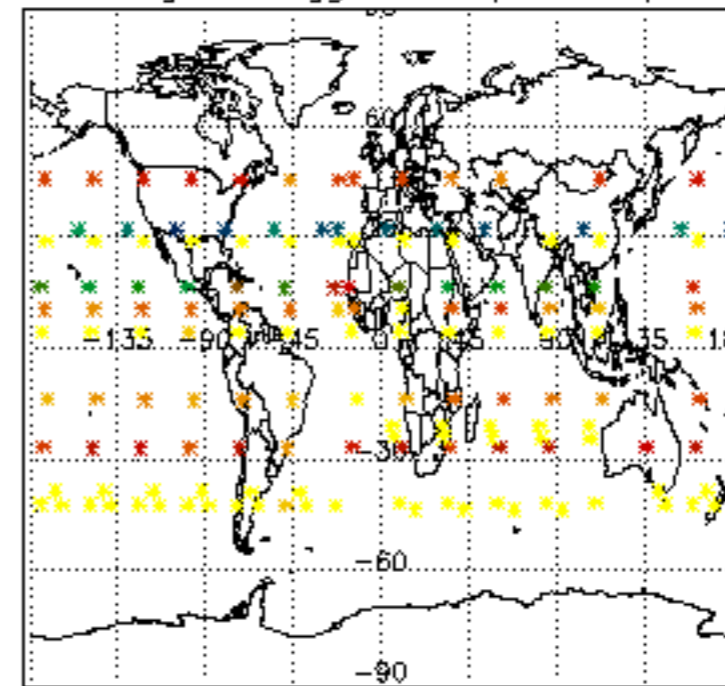




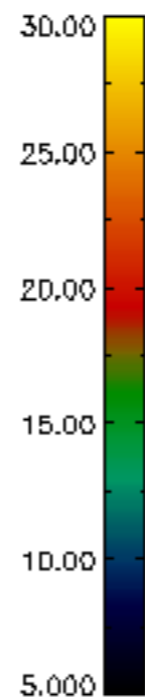
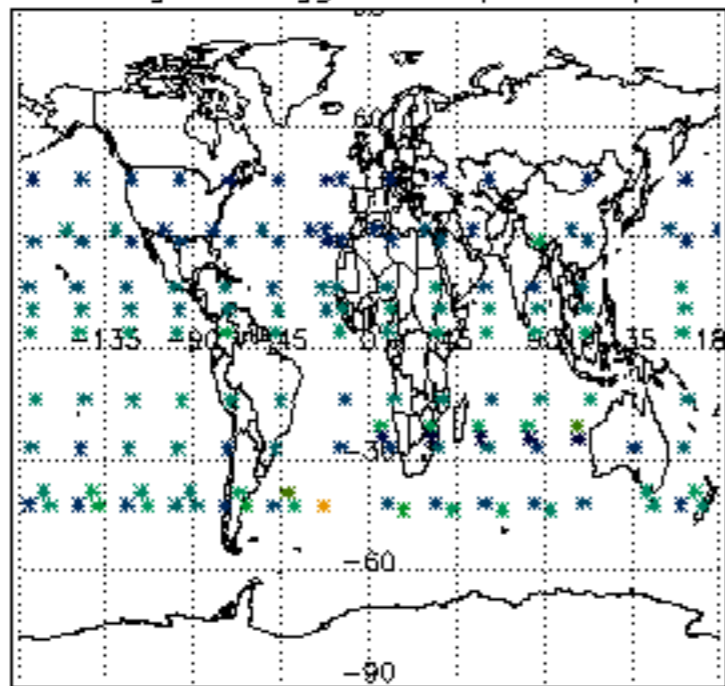
Percentage of flagged data per D3 profile



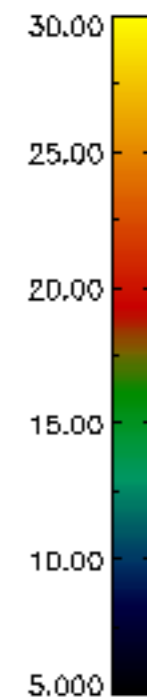
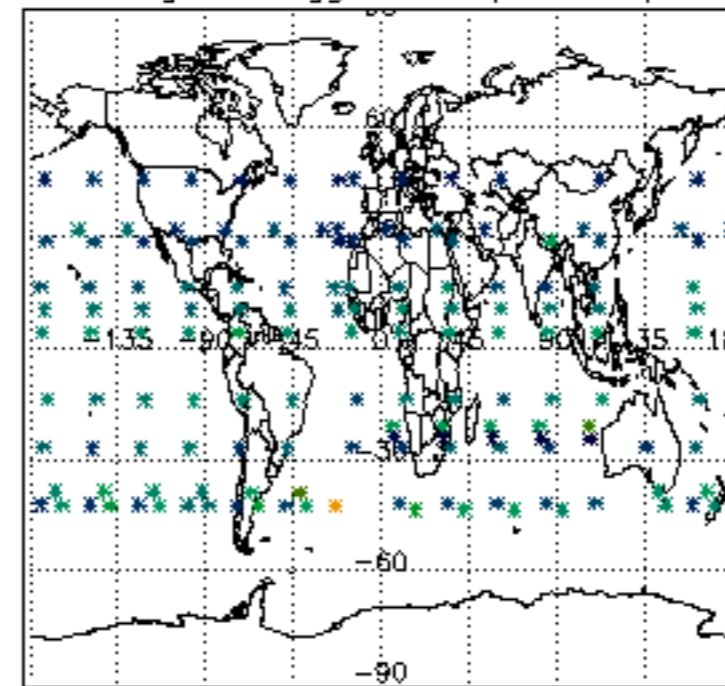
Percentage of flagged data per H2O profile

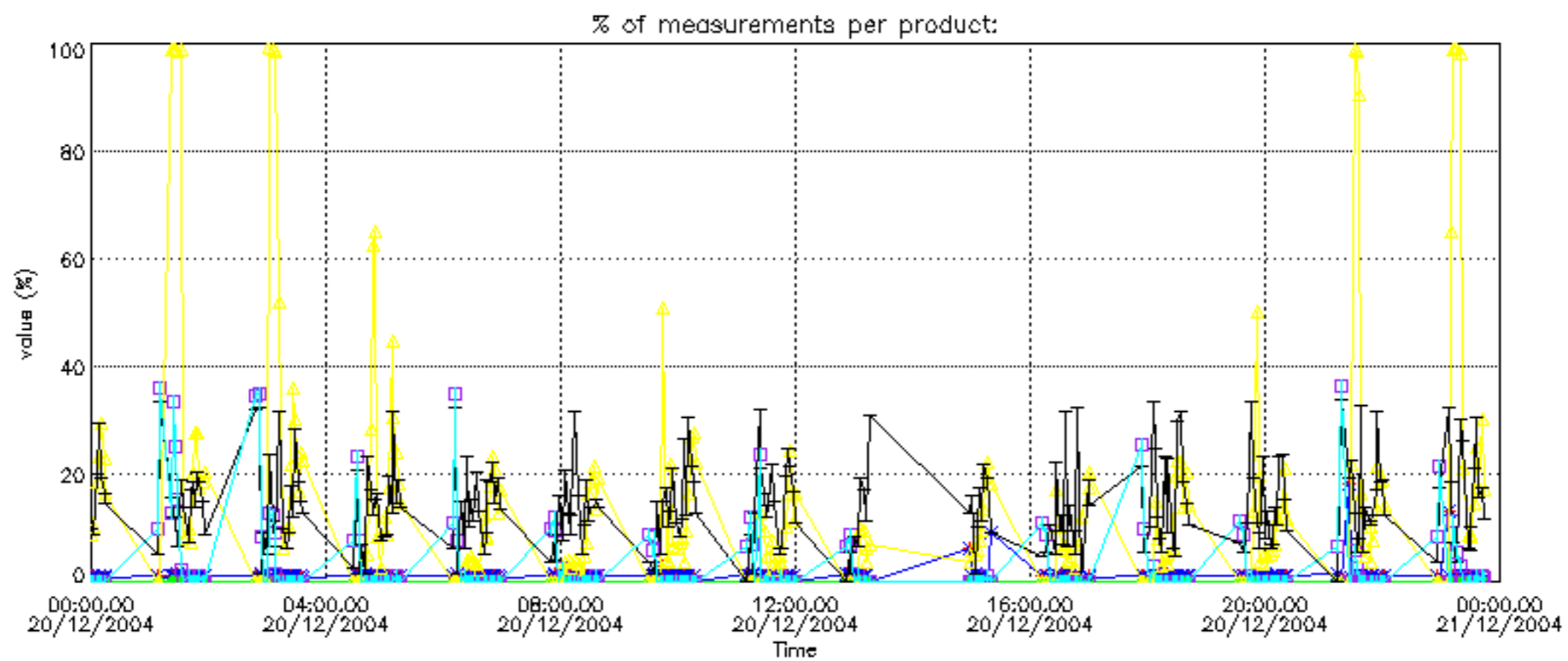


Percentage of flagged data per NO2 profile

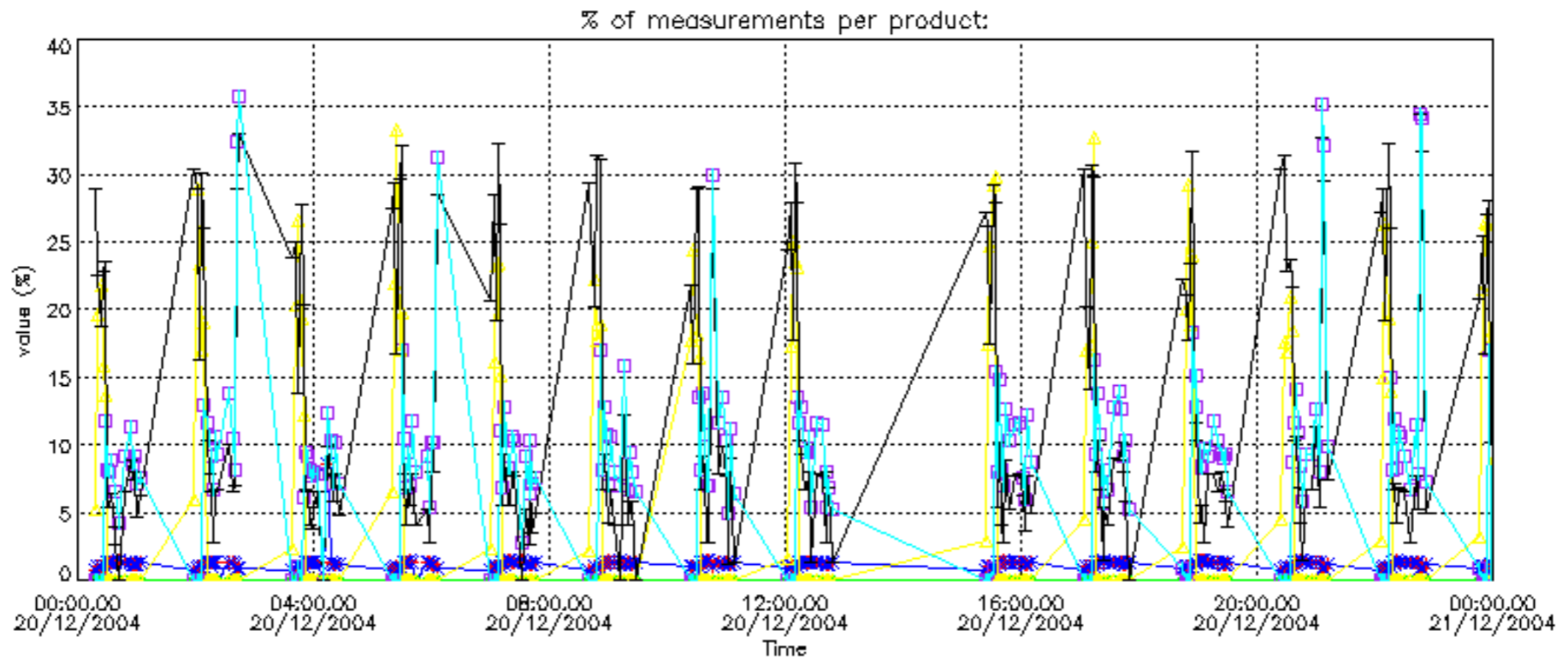


Percentage of flagged data per NO3 profile

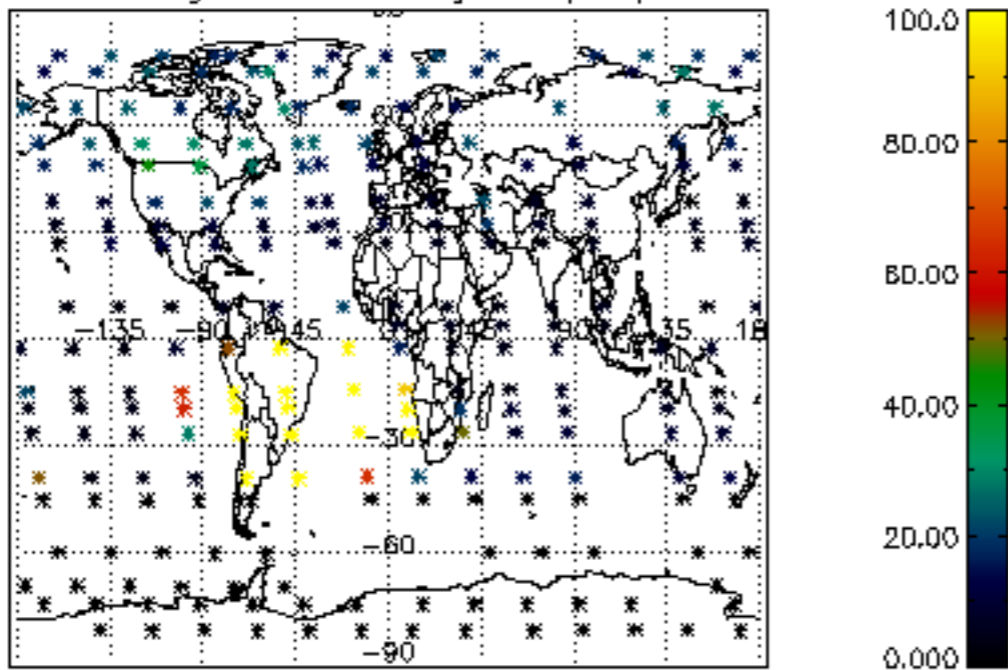




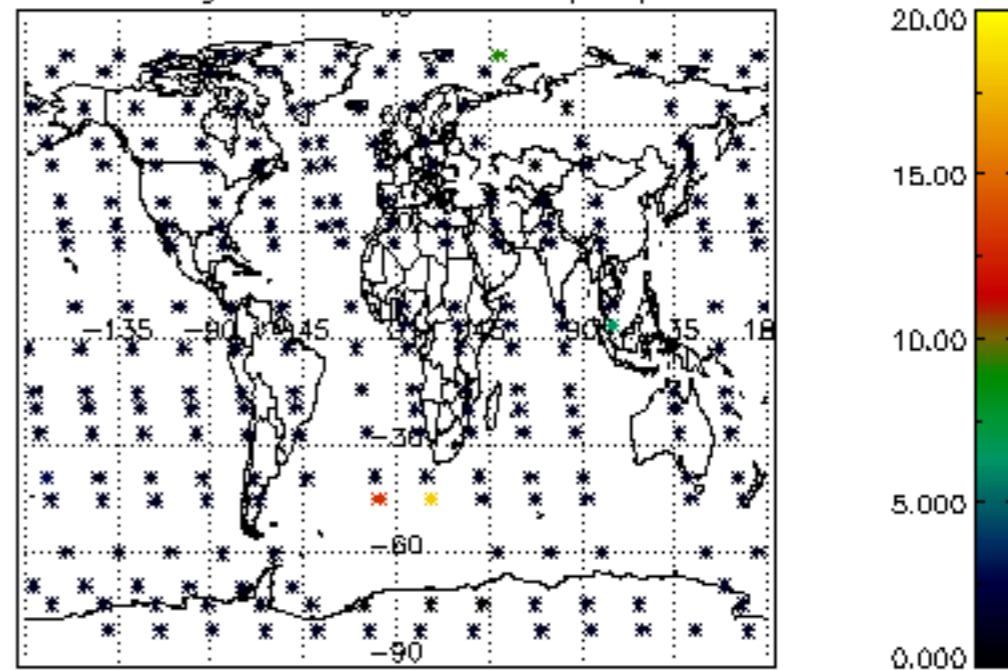




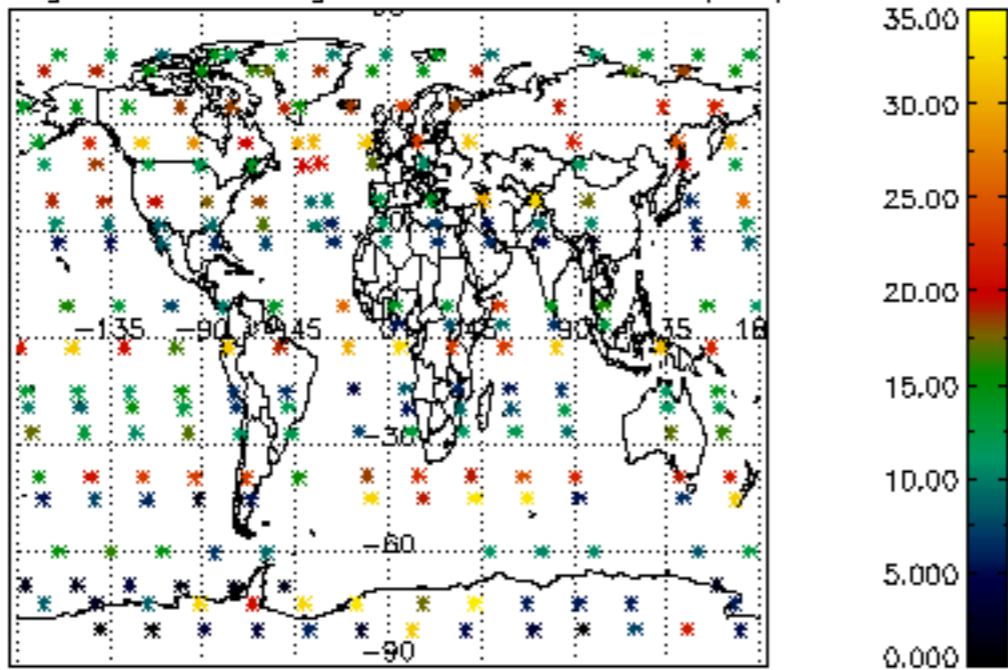
Percentage of cosmic ray hits per profile



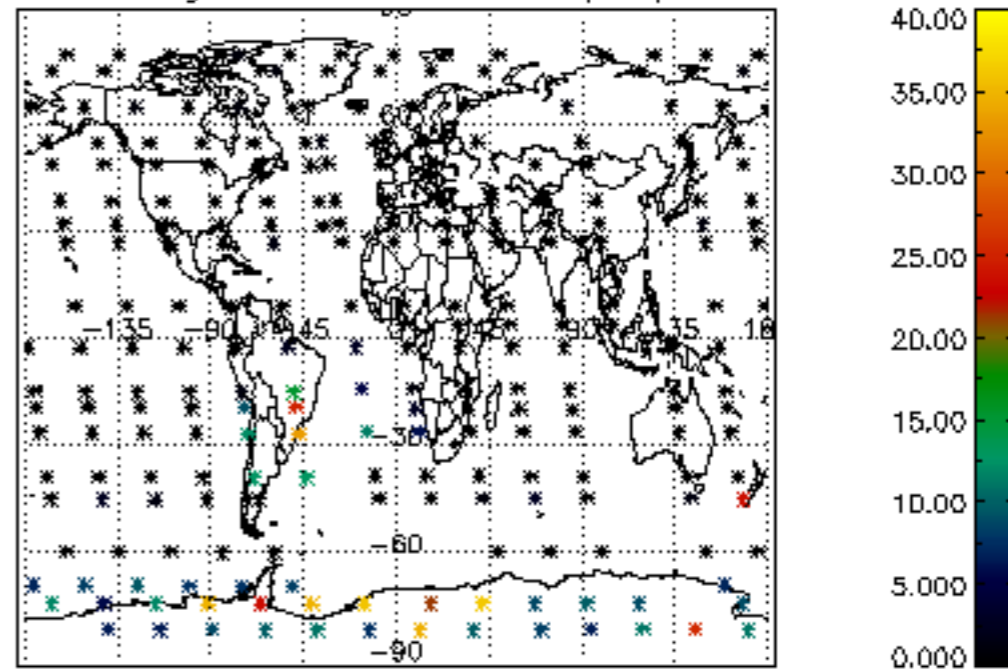
Percentage of datation errors per profile



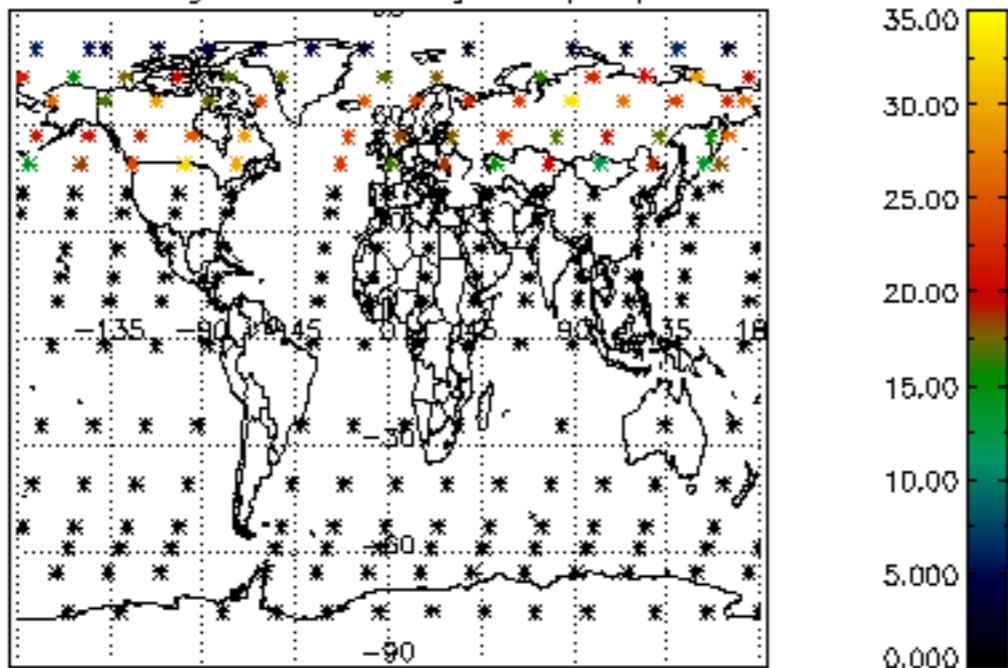
Percentage of star falling outside central band per profile



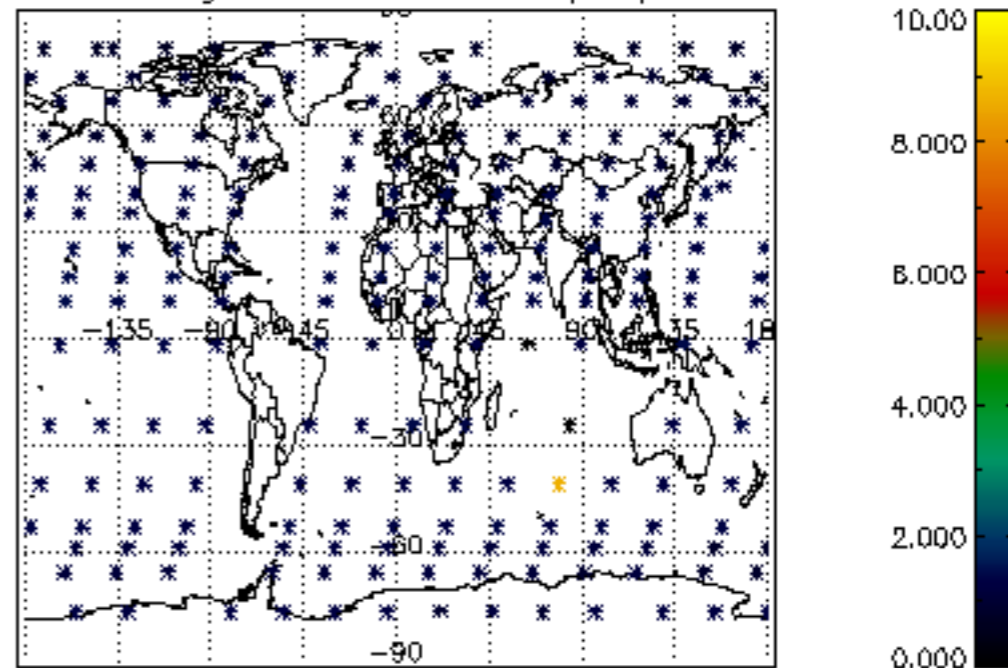
Percentage of saturation errors per profile



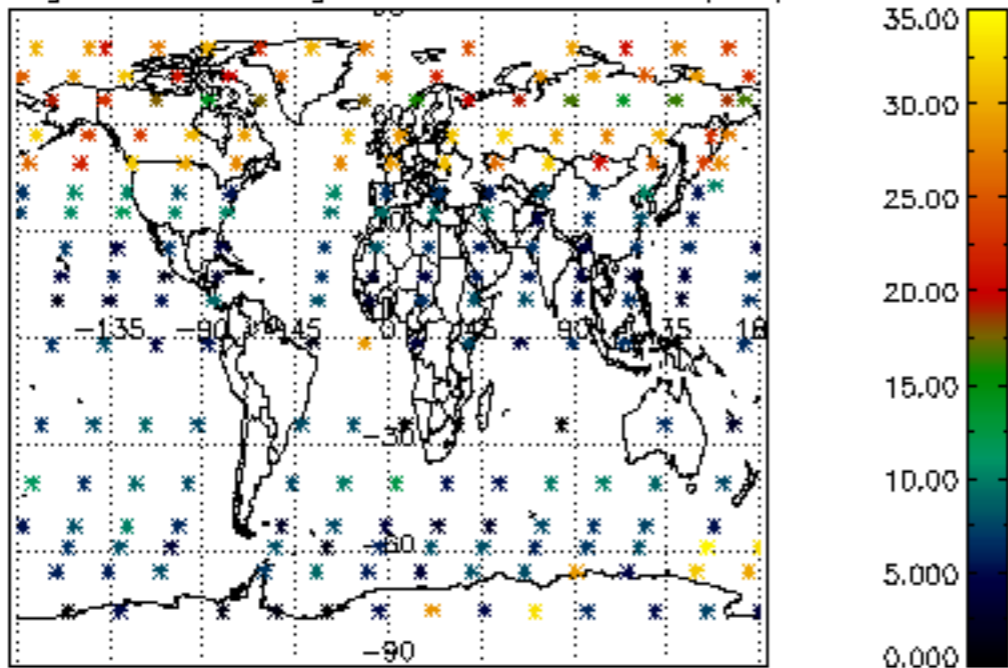
Percentage of cosmic ray hits per profile



Percentage of datation errors per profile



Percentage of star falling outside central band per profile



Percentage of saturation errors per profile

