

# GOMOS Level 2 Daily Report

## SUMMARY

### [1. General Info](#)

### [2. Summary of processed GOM\\_NL\\_2P products](#)

### [3. Level 2 Quality information per product](#)

#### [3.1 Plot of level 2 quality information per product \(time dependant\)](#)

#### [3.2 Plot of level 2 quality information per product \(world map\)](#)

### [4. Level 1 Quality information per product \(stored on level 2 products\)](#)

#### [4.1 Plot of level 1 quality information per product \(time dependant\)](#)

##### [4.1.1 Plot of level 1 quality information per product \(time dependant\): ASCENDING](#)

##### [4.1.2 Plot of level 1 quality information per product \(time dependant\): DESCENDING](#)

#### [4.2 Plot of level 1 quality information per product \(world map\)](#)

##### [4.2.1 Plot of level 1 quality information per product \(world map\): ASCENDING](#)

##### [4.2.2 Plot of level 1 quality information per product \(world map\): DESCENDING](#)

### [5. Ozone profiles based on quality statistics and other trace gas profiles](#)

#### [5.1 Ozone statistics based on quality of products](#)

#### [5.2 Plot ozone profiles for all STD \(dark without errors\)](#)

#### [5.3 Plot ozone profiles where STD < 20% \(dark without errors\)](#)

#### [5.4. Plot ozone profiles where STD < 10% \(dark without errors\)](#)

#### [5.5. Plot ozone profiles where STD < 5% \(dark without errors\)](#)

#### [5.6 Plot NO2 profiles for all STD \(dark without errors\)](#)

#### [5.7 Plot NO3 profiles for all STD \(dark without errors\)](#)

#### [5.8 Plot H2O profiles \(only for occultations of stars 1,2,3,4,13,14,16,26,63 dark without errors\) for all STD](#)

### [6. Auxiliary Data Files used for the production reported in section 2](#)

This report presents the daily analysis on parameters extracted from GOMOS level 2 data (GOM\_NL\_\_2P).  
 It is intended to monitor some important parameters that will impact the quality of these products.  
 A list of level 2 products (and content) that have arrived during the reporting day to the PCF is also given.

Item	Value
Time of report generation	22APR2013 10:28:24
Data source version	GOMOS/6.01
Start time of products	19-12-2004 (19DEC2004 00:00:00)
Stop time of products	20-12-2004 (20DEC2004 00:00:00)
Store outputs in DB	Yes
Nb of level 2 prods	499
Nb of prods with errors	2

## 2. Summary of processed GOM\_NL\_\_2P products.

Nr	Filename	UTC Start time	Limb	Duration	Star Id	Star Name	Star Mag	Star Temp	Nb Meas	Orbit	Prod. error
1	GOM_NL__2PRFIN20041219_000146_000000512033_00073_14656_8253.N1	19-DEC-2004 00:01:46	Bright	51.000	111	8Eta Boo	2.6800	6000.0	102	14656	No
2	GOM_NL__2PRFIN20041219_000328_000000052033_00073_14656_8254.N1	19-DEC-2004 00:03:28	Straylight	5.0000	102	24Alp Ser	2.6000	4250.0	10	14656	No
3	GOM_NL__2PRFIN20041219_001205_000000592033_00073_14656_8255.N1	19-DEC-2004 00:12:05	Twi_and_stray	59.000	15	67Alp Vir	0.97600	28000.	118	14656	No
4	GOM_NL__2PRFIN20041219_001534_000000472033_00073_14656_8256.N1	19-DEC-2004 00:15:34	Dark	47.000	169	46Gam Hya	2.9910	4700.0	94	14656	No
5	GOM_NL__2PRFIN20041219_001744_000000402033_00073_14656_8257.N1	19-DEC-2004 00:17:44	Dark	40.000	81	Eta Cen	2.3560	28000.	80	14656	No
6	GOM_NL__2PRFIN20041219_001859_000000392033_00073_14656_8258.N1	19-DEC-2004 00:18:59	Dark	39.000	78	Alp Lup	2.3040	28000.	78	14656	No
7	GOM_NL__2PRFIN20041219_002231_000000442033_00073_14656_8259.N1	19-DEC-2004 00:22:31	Dark	44.000	4	Alp1Cen	-0.010000	5800.0	88	14656	No
8	GOM_NL__2PRFIN20041219_002539_000000512033_00074_14657_8226.N1	19-DEC-2004 00:25:39	Dark	50.500	12	Alp1Cru	0.77500	30000.	101	14657	No
9	GOM_NL__2PRFIN20041219_003037_000000392033_00074_14657_8227.N1	19-DEC-2004 00:30:37	Dark	39.000	159	Ups Car	2.9200	7200.0	78	14657	No
10	GOM_NL__2PRFIN20041219_003203_000000432033_00074_14657_8228.N1	19-DEC-2004 00:32:03	Dark	43.000	71	Iot Car	2.2460	7700.0	86	14657	No
11	GOM_NL__2PRFIN20041219_003352_000000532033_00074_14657_8229.N1	19-DEC-2004 00:33:52	Dark	53.000	41	Eps Car	1.8600	4100.0	106	14657	No
12	GOM_NL__2PRFIN20041219_003646_000000542033_00074_14657_8230.N1	19-DEC-2004 00:36:46	Dark	54.000	34	Gam2Vel	1.7930	23000.	108	14657	No
13	GOM_NL__2PRFIN20041219_003839_000000542033_00074_14657_8231.N1	19-DEC-2004 00:38:39	Dark	54.000	2	Alp Car	-0.73600	7000.0	108	14657	No
14	GOM_NL__2PRFIN20041219_004130_000000522033_00074_14657_8232.N1	19-DEC-2004 00:41:30	Dark	52.000	117	Pi Pup	2.7060	3800.0	104	14657	No
15	GOM_NL__2PRFIN20041219_004440_000000552033_00074_14657_8233.N1	19-DEC-2004 00:44:40	Straylight	54.500	23	21Eps CMa	1.5020	26000.	109	14657	No
16	GOM_NL__2PRFIN20041219_004624_000000562033_00074_14657_8234.N1	19-DEC-2004 00:46:24	Straylight	56.000	179	24Omi2CMa	3.0320	24000.	112	14657	No
17	GOM_NL__2PRFIN20041219_004919_000000702033_00074_14657_8235.N1	19-DEC-2004 00:49:19	Straylight	70.000	1	9Alp CMa	-1.4400	11000.	140	14657	No
18	GOM_NL__2PRFIN20041219_005230_000000512033_00074_14657_8236.N1	19-DEC-2004 00:52:30	Straylight	51.000	7	19Bet Ori	0.10000	14000.	102	14657	No
19	GOM_NL__2PRFIN20041219_005438_000000512033_00074_14657_8237.N1	19-DEC-2004 00:54:38	Straylight	50.500	30	46Eps Ori	1.6940	30000.	101	14657	No
20	GOM_NL__2PRFIN20041219_005739_000000582033_00074_14657_8238.N1	19-DEC-2004 00:57:39	Twi_and_stray	58.000	14	58Alp Ori	0.87000	3000.0	116	14657	No
21	GOM_NL__2PRFIN20041219_005946_000000512033_00074_14657_8239.N1	19-DEC-2004 00:59:46	Twi_and_stray	51.000	13	87Alp Tau	0.86700	3800.0	102	14657	No
22	GOM_NL__2PRFIN20041219_010203_000000392033_00074_14657_8240.N1	19-DEC-2004 01:02:03	Bright	38.500	146	25Eta Tau	2.8730	15200.	77	14657	No
23	GOM_NL__2PRFIN20041219_010411_000000382033_00074_14657_8241.N1	19-DEC-2004 01:04:11	Bright	38.000	150	44Zet Per	2.8900	28000.	76	14657	No
24	GOM_NL__2PRFIN20041219_010626_000000362033_00074_14657_8242.N1	19-DEC-2004 01:06:26	Bright	36.000	149	45Eps Per	2.8880	30000.	72	14657	No
25	GOM_NL__2PRFIN20041219_010839_000000382033_00074_14657_8243.N1	19-DEC-2004 01:08:39	Bright	37.500	175	39Del Per	3.0100	19400.	75	14657	No
26	GOM_NL__2PRFIN20041219_011030_000000382033_00074_14657_8244.N1	19-DEC-2004 01:10:30	Bright	37.500	160	23Gam Per	2.9300	4700.0	75	14657	No
27	GOM_NL__2PRFIN20041219_011353_000000382033_00074_14657_8245.N1	19-DEC-2004 01:13:53	Bright	37.500	110	37Del Cas	2.6780	8900.0	75	14657	No
28	GOM_NL__2PRFIN20041219_012020_000000372033_00074_14657_8246.N1	19-DEC-2004 01:20:20	Bright	36.500	49	1Alp UMi	1.9900	6300.0	73	14657	No
29	GOM_NL__2PRFIN20041219_012501_000000392033_00074_14657_8247.N1	19-DEC-2004 01:25:01	Bright	39.000	60	7Bet UMi	2.0810	3950.0	78	14657	No
30	GOM_NL__2PRFIN20041219_012824_000000372033_00074_14657_8248.N1	19-DEC-2004 01:28:24	Bright	37.000	119	14Eta Dra	2.7270	4700.0	74	14657	No
31	GOM_NL__2PRFIN20041219_013012_000000412033_00074_14657_8249.N1	19-DEC-2004 01:30:12	Bright	41.000	55	79Zet UMa	2.0600	10200.	82	14657	No
32	GOM_NL__2PRFIN20041219_013212_000000422033_00074_14657_8250.N1	19-DEC-2004 01:32:12	Bright	41.500	39	85Eta UMa	1.8540	24000.	83	14657	No
33	GOM_NL__2PRFIN20041219_013540_000000392033_00074_14657_8251.N1	19-DEC-2004 01:35:40	Bright	39.000	180	27Gam Boo	3.0400	8000.0	78	14657	No
34	GOM_NL__2PRFIN20041219_013857_000000552033_00074_14657_8252.N1	19-DEC-2004 01:38:57	Bright	54.500	83		2.3780	11000.	109	14657	No
35	GOM_NL__2PRFIN20041219_015106_000000382033_00074_14657_8253.N1	19-DEC-2004 01:51:06	Bright	38.000	122	9Alp2Lib	2.7470	9700.0	76	14657	No
36	GOM_NL__2PRFIN20041219_015241_000000562033_00074_14657_8254.N1	19-DEC-2004 01:52:41	Twi_and_stray	55.500	15	67Alp Vir	0.97600	28000.	111	14657	No
37	GOM_NL__2PRFIN20041219_015611_000000482033_00074_14657_8255.N1	19-DEC-2004 01:56:11	Dark	47.500	169	46Gam Hya	2.9910	4700.0	95	14657	No
38	GOM_NL__2PRFIN20041219_015821_000000402033_00074_14657_8256.N1	19-DEC-2004 01:58:21	Dark	39.500	81	Eta Cen	2.3560	28000.	79	14657	No
39	GOM_NL__2PRFIN20041219_015935_000000402033_00074_14657_8257.N1	19-DEC-2004 01:59:35	Dark	39.500	78	Alp Lup	2.3040	28000.	79	14657	No
40	GOM_NL__2PRFIN20041219_020307_000000522033_00074_14657_8258.N1	19-DEC-2004 02:03:07	Dark	52.000	4	Alp1Cen	-0.010000	5800.0	104	14657	No
41	GOM_NL__2PRFIN20041219_020616_000000432033_00075_14658_8227.N1	19-DEC-2004 02:06:16	Dark	42.500	12	Alp1Cru	0.77500	30000.	85	14658	No
42	GOM_NL__2PRFIN20041219_021113_000000422033_00075_14658_8228.N1	19-DEC-2004 02:11:13	Dark	42.000	159	Ups Car	2.9200	7200.0	84	14658	No

43	GOM_NL__2PRFIN20041219_021239_000000472033_00075_14658_8229.N1	19-DEC-2004 02:12:39	Dark	46.500	71	Iot Car	2.2460	7700.0	93	14658	No
44	GOM_NL__2PRFIN20041219_021428_000000502033_00075_14658_8230.N1	19-DEC-2004 02:14:28	Dark	50.000	41	Eps Car	1.8600	4100.0	100	14658	No
45	GOM_NL__2PRFIN20041219_021722_000000522033_00075_14658_8231.N1	19-DEC-2004 02:17:22	Dark	52.000	34	Gam2Vel	1.7930	23000.	104	14658	No
46	GOM_NL__2PRFIN20041219_021913_000000512033_00075_14658_8232.N1	19-DEC-2004 02:19:13	Dark	50.500	2	Alp Car	-0.73600	7000.0	101	14658	No
47	GOM_NL__2PRFIN20041219_022207_000000522033_00075_14658_8233.N1	19-DEC-2004 02:22:07	Dark	51.500	117	Pi Pup	2.7060	3800.0	103	14658	No
48	GOM_NL__2PRFIN20041219_022517_000000542033_00075_14658_8234.N1	19-DEC-2004 02:25:17	Straylight	54.000	23	21Eps CMa	1.5020	26000.	108	14658	No
49	GOM_NL__2PRFIN20041219_022701_000000562033_00075_14658_8235.N1	19-DEC-2004 02:27:01	Straylight	55.500	179	24Omi2CMa	3.0320	24000.	111	14658	No
50	GOM_NL__2PRFIN20041219_022954_000000642033_00075_14658_8236.N1	19-DEC-2004 02:29:54	Straylight	64.000	1	9Alp CMa	-1.4400	11000.	128	14658	No
51	GOM_NL__2PRFIN20041219_023305_000000522033_00075_14658_8237.N1	19-DEC-2004 02:33:05	Straylight	51.500	7	19Bet Ori	0.10000	14000.	103	14658	No
52	GOM_NL__2PRFIN20041219_023512_000000522033_00075_14658_8238.N1	19-DEC-2004 02:35:12	Straylight	51.500	30	46Eps Ori	1.6940	30000.	103	14658	No
53	GOM_NL__2PRFIN20041219_023814_000000562033_00075_14658_8239.N1	19-DEC-2004 02:38:14	Tw_i_and_stray	56.000	14	58Alp Ori	0.87000	3000.0	112	14658	No
54	GOM_NL__2PRFIN20041219_024021_000000522033_00075_14658_8240.N1	19-DEC-2004 02:40:21	Tw_i_and_stray	52.000	13	87Alp Tau	0.86700	3800.0	104	14658	No
55	GOM_NL__2PRFIN20041219_024240_000000382033_00075_14658_8241.N1	19-DEC-2004 02:42:40	Bright	37.500	146	25Eta Tau	2.8730	15200.	75	14658	No
56	GOM_NL__2PRFIN20041219_024446_000000392033_00075_14658_8242.N1	19-DEC-2004 02:44:46	Bright	38.500	150	44Zet Per	2.8900	28000.	77	14658	No
57	GOM_NL__2PRFIN20041219_024702_000000372033_00075_14658_8243.N1	19-DEC-2004 02:47:02	Bright	37.000	149	45Eps Per	2.8880	30000.	74	14658	No
58	GOM_NL__2PRFIN20041219_024915_000000372033_00075_14658_8244.N1	19-DEC-2004 02:49:15	Bright	37.000	175	39Del Per	3.0100	19400.	74	14658	No
59	GOM_NL__2PRFIN20041219_025106_000000372033_00075_14658_8245.N1	19-DEC-2004 02:51:06	Bright	37.000	160	23Gam Per	2.9300	4700.0	74	14658	No
60	GOM_NL__2PRFIN20041219_025429_000000382033_00075_14658_8246.N1	19-DEC-2004 02:54:29	Bright	37.500	110	37Del Cas	2.6780	8900.0	75	14658	No
61	GOM_NL__2PRFIN20041219_030537_000000402033_00075_14658_8247.N1	19-DEC-2004 03:05:37	Bright	39.500	60	7Bet UMi	2.0810	3950.0	79	14658	No
62	GOM_NL__2PRFIN20041219_030859_000000392033_00075_14658_8248.N1	19-DEC-2004 03:08:59	Bright	39.000	119	14Eta Dra	2.7270	4700.0	78	14658	No
63	GOM_NL__2PRFIN20041219_031048_000000432033_00075_14658_8249.N1	19-DEC-2004 03:10:48	Bright	43.000	55	79Zet UMa	2.0600	10200.	86	14658	No
64	GOM_NL__2PRFIN20041219_031247_000000412033_00075_14658_8250.N1	19-DEC-2004 03:12:47	Bright	41.000	39	85Eta UMa	1.8540	24000.	82	14658	No
65	GOM_NL__2PRFIN20041219_031616_000000562033_00075_14658_8251.N1	19-DEC-2004 03:16:16	Bright	56.000	180	27Gam Boo	3.0400	8000.0	112	14658	No
66	GOM_NL__2PRFIN20041219_031933_000000402033_00075_14658_8252.N1	19-DEC-2004 03:19:33	Bright	40.000	83		2.3780	11000.	80	14658	No
67	GOM_NL__2PRFIN20041219_032300_000000622033_00075_14658_8253.N1	19-DEC-2004 03:23:00	Bright	62.000	111	8Eta Boo	2.6800	6000.0	124	14658	No
68	GOM_NL__2PRFIN20041219_032440_000000352033_00075_14658_8254.N1	19-DEC-2004 03:24:40	Bright	35.000	102	24Alp Ser	2.6000	4250.0	70	14658	No
69	GOM_NL__2PRFIN20041219_032718_000000602033_00075_14658_8255.N1	19-DEC-2004 03:27:18	Bright	59.500	138	47Eps Vir	2.8280	4700.0	119	14658	No
70	GOM_NL__2PRFIN20041219_033142_000000382033_00075_14658_8256.N1	19-DEC-2004 03:31:42	Bright	37.500	122	9Alp2Lib	2.7470	9700.0	75	14658	No
71	GOM_NL__2PRFIN20041219_033318_000000532033_00075_14658_8257.N1	19-DEC-2004 03:33:18	Tw_i_and_stray	53.000	15	67Alp Vir	0.97600	28000.	106	14658	No
72	GOM_NL__2PRFIN20041219_033649_000000512033_00075_14658_8258.N1	19-DEC-2004 03:36:49	Dark	50.500	169	46Gam Hya	2.9910	4700.0	101	14658	No
73	GOM_NL__2PRFIN20041219_033857_000000412033_00075_14658_8259.N1	19-DEC-2004 03:38:57	Dark	41.000	81	Eta Cen	2.3560	28000.	82	14658	No
74	GOM_NL__2PRFIN20041219_034010_000000412033_00075_14658_8260.N1	19-DEC-2004 03:40:10	Dark	40.500	78	Alp Lup	2.3040	28000.	81	14658	No
75	GOM_NL__2PRFIN20041219_034343_000000522033_00075_14658_8261.N1	19-DEC-2004 03:43:43	Dark	52.000	4	Alp1Cen	-0.010000	5800.0	104	14658	No
76	GOM_NL__2PRFIN20041219_034652_000000432033_00076_14659_7418.N1	19-DEC-2004 03:46:52	Dark	42.500	12	Alp1Cru	0.77500	30000.	85	14659	No
77	GOM_NL__2PRFIN20041219_035150_000000402033_00076_14659_7419.N1	19-DEC-2004 03:51:50	Dark	39.500	159	Ups Car	2.9200	7200.0	79	14659	No
78	GOM_NL__2PRFIN20041219_035316_000000442033_00076_14659_7420.N1	19-DEC-2004 03:53:16	Dark	43.500	71	Iot Car	2.2460	7700.0	87	14659	No
79	GOM_NL__2PRFIN20041219_035508_000000542033_00076_14659_7421.N1	19-DEC-2004 03:55:08	Dark	53.500	41	Eps Car	1.8600	4100.0	107	14659	No
80	GOM_NL__2PRFIN20041219_035759_000000522033_00076_14659_7422.N1	19-DEC-2004 03:57:59	Dark	52.000	34	Gam2Vel	1.7930	23000.	104	14659	No
81	GOM_NL__2PRFIN20041219_035952_000000492033_00076_14659_7423.N1	19-DEC-2004 03:59:52	Dark	49.000	2	Alp Car	-0.73600	7000.0	98	14659	No
82	GOM_NL__2PRFIN20041219_040244_000000542033_00076_14659_7424.N1	19-DEC-2004 04:02:44	Dark	54.000	117	Pi Pup	2.7060	3800.0	108	14659	No
83	GOM_NL__2PRFIN20041219_040552_000000592033_00076_14659_7425.N1	19-DEC-2004 04:05:52	Straylight	59.000	23	21Eps CMa	1.5020	26000.	118	14659	No
84	GOM_NL__2PRFIN20041219_040736_000000582033_00076_14659_7426.N1	19-DEC-2004 04:07:36	Straylight	57.500	179	24Omi2CMa	3.0320	24000.	115	14659	No
85	GOM_NL__2PRFIN20041219_041030_000000662033_00076_14659_7427.N1	19-DEC-2004 04:10:30	Straylight	66.000	1	9Alp CMa	-1.4400	11000.	132	14659	No
86	GOM_NL__2PRFIN20041219_041342_000000512033_00076_14659_7428.N1	19-DEC-2004 04:13:42	Straylight	50.500	7	19Bet Ori	0.10000	14000.	101	14659	No
87	GOM_NL__2PRFIN20041219_041551_000000492033_00076_14659_7429.N1	19-DEC-2004 04:15:51	Straylight	48.500	30	46Eps Ori	1.6940	30000.	97	14659	No
88	GOM_NL__2PRFIN20041219_041849_000000612033_00076_14659_7430.N1	19-DEC-2004 04:18:49	Tw_i_and_stray	61.000	14	58Alp Ori	0.87000	3000.0	122	14659	No
89	GOM_NL__2PRFIN20041219_042058_000000472033_00076_14659_7431.N1	19-DEC-2004 04:20:58	Tw_i_and_stray	47.000	13	87Alp Tau	0.86700	3800.0	94	14659	No
90	GOM_NL__2PRFIN20041219_042316_000000382033_00076_14659_7432.N1	19-DEC-2004 04:23:16	Bright	37.500	146	25Eta Tau	2.8730	15200.	75	14659	No
91	GOM_NL__2PRFIN20041219_042523_000000402033_00076_14659_7433.N1	19-DEC-2004 04:25:23	Bright	39.500	150	44Zet Per	2.8900	28000.	79	14659	No
92	GOM_NL__2PRFIN20041219_042739_000000362033_00076_14659_7434.N1	19-DEC-2004 04:27:39	Bright	35.500	149	45Eps Per	2.8880	30000.	71	14659	No
93	GOM_NL__2PRFIN20041219_042952_000000372033_00076_14659_7435.N1	19-DEC-2004 04:29:52	Bright	36.500	175	39Del Per	3.0100	19400.	73	14659	No
94	GOM_NL__2PRFIN20041219_043142_000000382033_00076_14659_7436.N1	19-DEC-2004 04:31:42	Bright	38.000	160	23Gam Per	2.9300	4700.0	76	14659	No
95	GOM_NL__2PRFIN20041219_043505_000000382033_00076_14659_7437.N1	19-DEC-2004 04:35:05	Bright	38.000	110	37Del Cas	2.6780	8900.0	76	14659	No
96	GOM_NL__2PRFIN20041219_044613_000000392033_00076_14659_7438.N1	19-DEC-2004 04:46:13	Bright	39.000	60	7Bet UMi	2.0810	3950.0	78	14659	No
97	GOM_NL__2PRFIN20041219_044935_000000382033_00076_14659_7439.N1	19-DEC-2004 04:49:35	Bright	37.500	119	14Eta Dra	2.7270	4700.0	75	14659	No
98	GOM_NL__2PRFIN20041219_045124_000000542033_00076_14659_7440.N1	19-DEC-2004 04:51:24	Bright	54.000	55	79Zet UMa	2.0600	10200.	108	14659	No
99	GOM_NL__2PRFIN20041219_045323_000000512033_00076_14659_7441.N1	19-DEC-2004 04:53:23	Bright	50.500	39	85Eta UMa	1.8540	24000.	101	14659	No
100	GOM_NL__2PRFIN20041219_045652_000000392033_00076_14659_7442.N1	19-DEC-2004 04:56:52	Bright	39.000	180	27Gam Boo	3.0400	8000.0	78	14659	No
101	GOM_NL__2PRFIN20041219_050009_000000392033_00076_14659_7443.N1	19-DEC-2004 05:00:09	Bright	39.000	83		2.3780	11000.	78	14659	No

102	GOM_NL__2PRFIN20041219_050336_00000542033_00076_14659_7444.N1	19-DEC-2004 05:03:36	Bright	53.500	111	8Eta Boo	2.6800	6000.0	107	14659	No
103	GOM_NL__2PRFIN20041219_050517_000000362033_00076_14659_7445.N1	19-DEC-2004 05:05:17	Bright	35.500	102	24Alp Ser	2.6000	4250.0	71	14659	No
104	GOM_NL__2PRFIN20041219_050755_000000602033_00076_14659_7446.N1	19-DEC-2004 05:07:55	Bright	59.500	138	47Eps Vir	2.8280	4700.0	119	14659	No
105	GOM_NL__2PRFIN20041219_051216_000000402033_00076_14659_7447.N1	19-DEC-2004 05:12:16	Bright	40.000	122	9Alp2Lib	2.7470	9700.0	80	14659	No
106	GOM_NL__2PRFIN20041219_051354_000000592033_00076_14659_7448.N1	19-DEC-2004 05:13:54	Tw_i_and_stray	59.000	15	67Alp Vir	0.97600	28000.	118	14659	No
107	GOM_NL__2PRFIN20041219_051725_000000512033_00076_14659_7449.N1	19-DEC-2004 05:17:25	Dark	50.500	169	46Gam Hya	2.9910	4700.0	101	14659	No
108	GOM_NL__2PRFIN20041219_051933_000000412033_00076_14659_7450.N1	19-DEC-2004 05:19:33	Dark	40.500	81	Eta Cen	2.3560	28000.	81	14659	No
109	GOM_NL__2PRFIN20041219_052047_000000412033_00076_14659_7451.N1	19-DEC-2004 05:20:47	Dark	41.000	78	Alp Lup	2.3040	28000.	82	14659	No
110	GOM_NL__2PRFIN20041219_052419_000000522033_00076_14659_7452.N1	19-DEC-2004 05:24:19	Dark	52.000	4	Alp1Cen	-0.010000	5800.0	104	14659	No
111	GOM_NL__2PRFIN20041219_052728_000000422033_00077_14660_7418.N1	19-DEC-2004 05:27:28	Dark	41.500	12	Alp1Cru	0.77500	30000.	83	14660	No
112	GOM_NL__2PRFIN20041219_053226_000000412033_00077_14660_7419.N1	19-DEC-2004 05:32:26	Dark	41.000	159	Ups Car	2.9200	7200.0	82	14660	No
113	GOM_NL__2PRFIN20041219_053353_000000442033_00077_14660_7420.N1	19-DEC-2004 05:33:53	Dark	44.000	71	Iot Car	2.2460	7700.0	88	14660	No
114	GOM_NL__2PRFIN20041219_053544_000000482033_00077_14660_7421.N1	19-DEC-2004 05:35:44	Dark	48.000	41	Eps Car	1.8600	4100.0	96	14660	No
115	GOM_NL__2PRFIN20041219_053836_000000512033_00077_14660_7422.N1	19-DEC-2004 05:38:36	Dark	51.000	34	Gam2Vel	1.7930	23000.	102	14660	No
116	GOM_NL__2PRFIN20041219_054028_000000522033_00077_14660_7423.N1	19-DEC-2004 05:40:28	Dark	51.500	2	Alp Car	-0.73600	7000.0	103	14660	No
117	GOM_NL__2PRFIN20041219_054320_000000562033_00077_14660_7424.N1	19-DEC-2004 05:43:20	Dark	55.500	117	Pi Pup	2.7060	3800.0	111	14660	No
118	GOM_NL__2PRFIN20041219_054628_000000572033_00077_14660_7425.N1	19-DEC-2004 05:46:28	Straylight	57.000	23	21Eps CMa	1.5020	26000.	114	14660	No
119	GOM_NL__2PRFIN20041219_054812_000000562033_00077_14660_7426.N1	19-DEC-2004 05:48:12	Straylight	55.500	179	24Omi2CMa	3.0320	24000.	111	14660	No
120	GOM_NL__2PRFIN20041219_055105_000000692033_00077_14660_7427.N1	19-DEC-2004 05:51:05	Straylight	69.000	1	9Alp CMa	-1.4400	11000.	138	14660	No
121	GOM_NL__2PRFIN20041219_055418_000000502033_00077_14660_7428.N1	19-DEC-2004 05:54:18	Straylight	49.500	7	19Bet Ori	0.10000	14000.	99	14660	No
122	GOM_NL__2PRFIN20041219_055627_000000502033_00077_14660_7429.N1	19-DEC-2004 05:56:27	Straylight	49.500	30	46Eps Ori	1.6940	30000.	99	14660	No
123	GOM_NL__2PRFIN20041219_055925_000000602033_00077_14660_7430.N1	19-DEC-2004 05:59:25	Tw_i_and_stray	59.500	14	58Alp Ori	0.87000	3000.0	119	14660	No
124	GOM_NL__2PRFIN20041219_060134_000000502033_00077_14660_7431.N1	19-DEC-2004 06:01:34	Tw_i_and_stray	49.500	13	87Alp Tau	0.86700	3800.0	99	14660	No
125	GOM_NL__2PRFIN20041219_060353_000000372033_00077_14660_7432.N1	19-DEC-2004 06:03:53	Bright	37.000	146	25Eta Tau	2.8730	15200.	74	14660	No
126	GOM_NL__2PRFIN20041219_060559_000000372033_00077_14660_7433.N1	19-DEC-2004 06:05:59	Bright	37.000	150	44Zet Per	2.8900	28000.	74	14660	No
127	GOM_NL__2PRFIN20041219_060815_000000372033_00077_14660_7434.N1	19-DEC-2004 06:08:15	Bright	36.500	149	45Eps Per	2.8880	30000.	73	14660	No
128	GOM_NL__2PRFIN20041219_061028_000000362033_00077_14660_7435.N1	19-DEC-2004 06:10:28	Bright	36.000	175	39Del Per	3.0100	19400.	72	14660	No
129	GOM_NL__2PRFIN20041219_061219_000000382033_00077_14660_7436.N1	19-DEC-2004 06:12:19	Bright	37.500	160	23Gam Per	2.9300	4700.0	75	14660	No
130	GOM_NL__2PRFIN20041219_061541_000000382033_00077_14660_7437.N1	19-DEC-2004 06:15:41	Bright	38.000	110	37Del Cas	2.6780	8900.0	76	14660	No
131	GOM_NL__2PRFIN20041219_062648_000000372033_00077_14660_7438.N1	19-DEC-2004 06:26:48	Bright	36.500	60	7Bet UMi	2.0810	3950.0	73	14660	No
132	GOM_NL__2PRFIN20041219_063011_000000392033_00077_14660_7439.N1	19-DEC-2004 06:30:11	Bright	38.500	119	14Eta Dra	2.7270	4700.0	77	14660	No
133	GOM_NL__2PRFIN20041219_063158_000000452033_00077_14660_7440.N1	19-DEC-2004 06:31:58	Bright	45.000	55	79Zet UMa	2.0600	10200.	90	14660	No
134	GOM_NL__2PRFIN20041219_063359_000000432033_00077_14660_7441.N1	19-DEC-2004 06:33:59	Bright	42.500	39	85Eta UMa	1.8540	24000.	85	14660	No
135	GOM_NL__2PRFIN20041219_063727_000000562033_00077_14660_7442.N1	19-DEC-2004 06:37:27	Bright	56.000	180	27Gam Boo	3.0400	8000.0	112	14660	No
136	GOM_NL__2PRFIN20041219_064045_000000402033_00077_14660_7443.N1	19-DEC-2004 06:40:45	Bright	39.500	83		2.3780	11000.	79	14660	No
137	GOM_NL__2PRFIN20041219_064412_000000622033_00077_14660_7444.N1	19-DEC-2004 06:44:12	Bright	62.000	111	8Eta Boo	2.6800	6000.0	124	14660	No
138	GOM_NL__2PRFIN20041219_064553_000000362033_00077_14660_7445.N1	19-DEC-2004 06:45:53	Bright	36.000	102	24Alp Ser	2.6000	4250.0	72	14660	No
139	GOM_NL__2PRFIN20041219_064831_000000622033_00077_14660_7446.N1	19-DEC-2004 06:48:31	Bright	61.500	138	47Eps Vir	2.8280	4700.0	123	14660	No
140	GOM_NL__2PRFIN20041219_065252_000000532033_00077_14660_7447.N1	19-DEC-2004 06:52:52	Bright	53.000	122	9Alp2Lib	2.7470	9700.0	106	14660	No
141	GOM_NL__2PRFIN20041219_065431_000000602033_00077_14660_7448.N1	19-DEC-2004 06:54:31	Tw_i_and_stray	59.500	15	67Alp Vir	0.97600	28000.	119	14660	No
142	GOM_NL__2PRFIN20041219_065925_000000472033_00077_14660_7449.N1	19-DEC-2004 06:59:25	Dark	46.500	54	5The Cen	2.0550	4500.0	93	14660	No
143	GOM_NL__2PRFIN20041219_070239_000000632033_00077_14660_7450.N1	19-DEC-2004 07:02:39	Dark	62.500	171	2Eps Crv	3.0010	4250.0	125	14660	No
144	GOM_NL__2PRFIN20041219_070455_000000422033_00077_14660_7451.N1	19-DEC-2004 07:04:55	Dark	42.000	4	Alp1Cen	-0.010000	5800.0	84	14660	No
145	GOM_NL__2PRFIN20041219_070805_000000422033_00078_14661_7418.N1	19-DEC-2004 07:08:05	Dark	42.000	12	Alp1Cru	0.77500	30000.	84	14661	No
146	GOM_NL__2PRFIN20041219_071303_000000412033_00078_14661_7419.N1	19-DEC-2004 07:13:03	Dark	40.500	159	Ups Car	2.9200	7200.0	81	14661	No
147	GOM_NL__2PRFIN20041219_071430_000000422033_00078_14661_7420.N1	19-DEC-2004 07:14:30	Dark	42.000	71	Iot Car	2.2460	7700.0	84	14661	No
148	GOM_NL__2PRFIN20041219_071621_000000542033_00078_14661_7421.N1	19-DEC-2004 07:16:21	Dark	53.500	41	Eps Car	1.8600	4100.0	107	14661	No
149	GOM_NL__2PRFIN20041219_071914_000000492033_00078_14661_7422.N1	19-DEC-2004 07:19:14	Dark	49.000	34	Gam2Vel	1.7930	23000.	98	14661	No
150	GOM_NL__2PRFIN20041219_072105_000000492033_00078_14661_7423.N1	19-DEC-2004 07:21:05	Dark	48.500	2	Alp Car	-0.73600	7000.0	97	14661	No
151	GOM_NL__2PRFIN20041219_072357_000000542033_00078_14661_7424.N1	19-DEC-2004 07:23:57	Dark	53.500	117	Pi Pup	2.7060	3800.0	107	14661	No
152	GOM_NL__2PRFIN20041219_072705_000000522033_00078_14661_7425.N1	19-DEC-2004 07:27:05	Straylight	51.500	23	21Eps CMa	1.5020	26000.	103	14661	No
153	GOM_NL__2PRFIN20041219_072849_000000552033_00078_14661_7426.N1	19-DEC-2004 07:28:49	Straylight	54.500	179	24Omi2CMa	3.0320	24000.	109	14661	No
154	GOM_NL__2PRFIN20041219_073141_000000672033_00078_14661_7427.N1	19-DEC-2004 07:31:41	Straylight	67.000	1	9Alp CMa	-1.4400	11000.	134	14661	No
155	GOM_NL__2PRFIN20041219_073455_000000552033_00078_14661_7428.N1	19-DEC-2004 07:34:55	Straylight	55.000	7	19Bet Ori	0.10000	14000.	110	14661	No
156	GOM_NL__2PRFIN20041219_073703_000000482033_00078_14661_7429.N1	19-DEC-2004 07:37:03	Straylight	48.000	30	46Eps Ori	1.6940	30000.	96	14661	No
157	GOM_NL__2PRFIN20041219_074001_000000612033_00078_14661_7430.N1	19-DEC-2004 07:40:01	Tw_i_and_stray	60.500	14	58Alp Ori	0.87000	3000.0	121	14661	No
158	GOM_NL__2PRFIN20041219_074210_000000492033_00078_14661_7431.N1	19-DEC-2004 07:42:10	Tw_i_and_stray	49.000	13	87Alp Tau	0.86700	3800.0	98	14661	No
159	GOM_NL__2PRFIN20041219_074429_000000372033_00078_14661_7432.N1	19-DEC-2004 07:44:29	Bright	37.000	146	25Eta Tau	2.8730	15200.	74	14661	No
160	GOM_NL__2PRFIN20041219_074636_000000372033_00078_14661_7433.N1	19-DEC-2004 07:46:36	Bright	37.000	150	44Zet Per	2.8900	28000.	74	14661	No



161	GOM_NL__2PRFIN20041219_074851_000000372033_00078_14661_7434.N1	19-DEC-2004 07:48:51	Bright	37.000	149	45Eps Per	2.8880	30000.	74	14661	No
162	GOM_NL__2PRFIN20041219_075104_000000362033_00078_14661_7435.N1	19-DEC-2004 07:51:04	Bright	35.500	175	39Del Per	3.0100	19400.	71	14661	No
163	GOM_NL__2PRFIN20041219_075255_000000372033_00078_14661_7436.N1	19-DEC-2004 07:52:55	Bright	36.500	160	23Gam Per	2.9300	4700.0	73	14661	No
164	GOM_NL__2PRFIN20041219_075618_000000392033_00078_14661_7437.N1	19-DEC-2004 07:56:18	Bright	39.000	110	37Del Cas	2.6780	8900.0	78	14661	No
165	GOM_NL__2PRFIN20041219_080244_000000352033_00078_14661_7438.N1	19-DEC-2004 08:02:44	Bright	34.500	49	1Alp UMi	1.9900	6300.0	69	14661	No
166	GOM_NL__2PRFIN20041219_080725_000000392033_00078_14661_7439.N1	19-DEC-2004 08:07:25	Bright	39.000	60	7Bet UMi	2.0810	3950.0	78	14661	No
167	GOM_NL__2PRFIN20041219_081048_000000372033_00078_14661_7440.N1	19-DEC-2004 08:10:48	Bright	37.000	119	14Eta Dra	2.7270	4700.0	74	14661	No
168	GOM_NL__2PRFIN20041219_081235_000000442033_00078_14661_7441.N1	19-DEC-2004 08:12:35	Bright	44.000	55	79Zet UMa	2.0600	10200.	88	14661	No
169	GOM_NL__2PRFIN20041219_081435_000000412033_00078_14661_7442.N1	19-DEC-2004 08:14:35	Bright	40.500	39	85Eta UMa	1.8540	24000.	81	14661	No
170	GOM_NL__2PRFIN20041219_081804_000000392033_00078_14661_7443.N1	19-DEC-2004 08:18:04	Bright	39.000	180	27Gam Boo	3.0400	8000.0	78	14661	No
171	GOM_NL__2PRFIN20041219_082121_000000392033_00078_14661_7444.N1	19-DEC-2004 08:21:21	Bright	38.500	83		2.3780	11000.	77	14661	No
172	GOM_NL__2PRFIN20041219_082448_000000462033_00078_14661_7445.N1	19-DEC-2004 08:24:48	Bright	45.500	111	8Eta Boo	2.6800	6000.0	91	14661	No
173	GOM_NL__2PRFIN20041219_082628_000000362033_00078_14661_7446.N1	19-DEC-2004 08:26:28	Bright	36.000	102	24Alp Ser	2.6000	4250.0	72	14661	No
174	GOM_NL__2PRFIN20041219_082908_000000622033_00078_14661_7447.N1	19-DEC-2004 08:29:08	Bright	61.500	138	47Eps Vir	2.8280	4700.0	123	14661	No
175	GOM_NL__2PRFIN20041219_083331_000000382033_00078_14661_7448.N1	19-DEC-2004 08:33:31	Bright	38.000	122	9Alp2Lib	2.7470	9700.0	76	14661	No
176	GOM_NL__2PRFIN20041219_083508_000000562033_00078_14661_7449.N1	19-DEC-2004 08:35:08	Twi_and_stray	56.000	15	67Alp Vir	0.97600	28000.	112	14661	No
177	GOM_NL__2PRFIN20041219_084002_000000512033_00078_14661_7450.N1	19-DEC-2004 08:40:02	Dark	50.500	54	5The Cen	2.0550	4500.0	101	14661	No
178	GOM_NL__2PRFIN20041219_084316_000000652033_00078_14661_7451.N1	19-DEC-2004 08:43:16	Dark	65.000	171	2Eps Crv	3.0010	4250.0	130	14661	No
179	GOM_NL__2PRFIN20041219_084531_000000482033_00078_14661_7452.N1	19-DEC-2004 08:45:31	Dark	47.500	4	Alp1Cen	-0.010000	5800.0	95	14661	No
180	GOM_NL__2PRFIN20041219_084842_000000432033_00079_14662_7418.N1	19-DEC-2004 08:48:42	Dark	42.500	12	Alp1Cru	0.77500	30000.	85	14662	No
181	GOM_NL__2PRFIN20041219_085340_000000402033_00079_14662_7419.N1	19-DEC-2004 08:53:40	Dark	40.000	159	Ups Car	2.9200	7200.0	80	14662	No
182	GOM_NL__2PRFIN20041219_085506_000000422033_00079_14662_7420.N1	19-DEC-2004 08:55:06	Dark	42.000	71	Iot Car	2.2460	7700.0	84	14662	No
183	GOM_NL__2PRFIN20041219_085657_000000492033_00079_14662_7421.N1	19-DEC-2004 08:56:57	Dark	49.000	41	Eps Car	1.8600	4100.0	98	14662	No
184	GOM_NL__2PRFIN20041219_085950_000000472033_00079_14662_7422.N1	19-DEC-2004 08:59:50	Dark	46.500	34	Gam2Vel	1.7930	23000.	93	14662	No
185	GOM_NL__2PRFIN20041219_090142_000000462033_00079_14662_7423.N1	19-DEC-2004 09:01:42	Dark	45.500	2	Alp Car	-0.73600	7000.0	91	14662	No
186	GOM_NL__2PRFIN20041219_090433_000000532033_00079_14662_7424.N1	19-DEC-2004 09:04:33	Dark	53.000	117	Pi Pup	2.7060	3800.0	106	14662	No
187	GOM_NL__2PRFIN20041219_090741_000000562033_00079_14662_7425.N1	19-DEC-2004 09:07:41	Straylight	56.000	23	21Eps CMa	1.5020	26000.	112	14662	No
188	GOM_NL__2PRFIN20041219_090925_000000552033_00079_14662_7426.N1	19-DEC-2004 09:09:25	Straylight	54.500	179	24Omi2CMa	3.0320	24000.	109	14662	No
189	GOM_NL__2PRFIN20041219_091218_000000692033_00079_14662_7427.N1	19-DEC-2004 09:12:18	Straylight	69.000	1	9Alp CMa	-1.4400	11000.	138	14662	No
190	GOM_NL__2PRFIN20041219_091530_000000532033_00079_14662_7428.N1	19-DEC-2004 09:15:30	Straylight	52.500	7	19Bet Ori	0.10000	14000.	105	14662	No
191	GOM_NL__2PRFIN20041219_091739_000000492033_00079_14662_7429.N1	19-DEC-2004 09:17:39	Straylight	49.000	30	46Eps Ori	1.6940	30000.	98	14662	No
192	GOM_NL__2PRFIN20041219_092037_000000582033_00079_14662_7430.N1	19-DEC-2004 09:20:37	Twi_and_stray	58.000	14	58Alp Ori	0.87000	3000.0	116	14662	No
193	GOM_NL__2PRFIN20041219_092246_000000532033_00079_14662_7431.N1	19-DEC-2004 09:22:46	Twi_and_stray	53.000	13	87Alp Tau	0.86700	3800.0	106	14662	No
194	GOM_NL__2PRFIN20041219_092504_000000382033_00079_14662_7432.N1	19-DEC-2004 09:25:04	Bright	37.500	146	25Eta Tau	2.8730	15200.	75	14662	No
195	GOM_NL__2PRFIN20041219_092712_000000372033_00079_14662_7433.N1	19-DEC-2004 09:27:12	Bright	36.500	150	44Zet Per	2.8900	28000.	73	14662	No
196	GOM_NL__2PRFIN20041219_092927_000000362033_00079_14662_7434.N1	19-DEC-2004 09:29:27	Bright	36.000	149	45Eps Per	2.8880	30000.	72	14662	No
197	GOM_NL__2PRFIN20041219_093140_000000352033_00079_14662_7435.N1	19-DEC-2004 09:31:40	Bright	35.000	175	39Del Per	3.0100	19400.	70	14662	No
198	GOM_NL__2PRFIN20041219_093332_000000372033_00079_14662_7436.N1	19-DEC-2004 09:33:32	Bright	37.000	160	23Gam Per	2.9300	4700.0	74	14662	No
199	GOM_NL__2PRFIN20041219_093654_000000382033_00079_14662_7437.N1	19-DEC-2004 09:36:54	Bright	37.500	110	37Del Cas	2.6780	8900.0	75	14662	No
200	GOM_NL__2PRFIN20041219_094320_000000382033_00079_14662_7438.N1	19-DEC-2004 09:43:20	Bright	37.500	49	1Alp UMi	1.9900	6300.0	75	14662	No
201	GOM_NL__2PRFIN20041219_094801_000000392033_00079_14662_7439.N1	19-DEC-2004 09:48:01	Bright	38.500	60	7Bet UMi	2.0810	3950.0	77	14662	No
202	GOM_NL__2PRFIN20041219_095125_000000382033_00079_14662_7440.N1	19-DEC-2004 09:51:25	Bright	38.000	119	14Eta Dra	2.7270	4700.0	76	14662	No
203	GOM_NL__2PRFIN20041219_095311_000000432033_00079_14662_7441.N1	19-DEC-2004 09:53:11	Bright	42.500	55	79Zet UMa	2.0600	10200.	85	14662	No
204	GOM_NL__2PRFIN20041219_095511_000000442033_00079_14662_7442.N1	19-DEC-2004 09:55:11	Bright	44.000	39	85Eta UMa	1.8540	24000.	88	14662	No
205	GOM_NL__2PRFIN20041219_095840_000000382033_00079_14662_7443.N1	19-DEC-2004 09:58:40	Bright	38.000	180	27Gam Boo	3.0400	8000.0	76	14662	No
206	GOM_NL__2PRFIN20041219_100158_000000392033_00079_14662_7444.N1	19-DEC-2004 10:01:58	Bright	38.500	83		2.3780	11000.	77	14662	No
207	GOM_NL__2PRFIN20041219_100524_000000452033_00079_14662_7445.N1	19-DEC-2004 10:05:24	Bright	45.000	111	8Eta Boo	2.6800	6000.0	90	14662	No
208	GOM_NL__2PRFIN20041219_100704_000000362033_00079_14662_7446.N1	19-DEC-2004 10:07:04	Bright	35.500	102	24Alp Ser	2.6000	4250.0	71	14662	No
209	GOM_NL__2PRFIN20041219_100944_000000632033_00079_14662_7447.N1	19-DEC-2004 10:09:44	Bright	62.500	138	47Eps Vir	2.8280	4700.0	125	14662	No
210	GOM_NL__2PRFIN20041219_101408_000000392033_00079_14662_7448.N1	19-DEC-2004 10:14:08	Bright	39.000	122	9Alp2Lib	2.7470	9700.0	78	14662	No
211	GOM_NL__2PRFIN20041219_101545_000000562033_00079_14662_7449.N1	19-DEC-2004 10:15:45	Twi_and_stray	56.000	15	67Alp Vir	0.97600	28000.	112	14662	No
212	GOM_NL__2PRFIN20041219_102038_000000472033_00079_14662_7450.N1	19-DEC-2004 10:20:38	Dark	46.500	54	5The Cen	2.0550	4500.0	93	14662	No
213	GOM_NL__2PRFIN20041219_102354_000000652033_00079_14662_7451.N1	19-DEC-2004 10:23:54	Dark	64.500	171	2Eps Crv	3.0010	4250.0	129	14662	No
214	GOM_NL__2PRFIN20041219_102608_000000482033_00079_14662_7452.N1	19-DEC-2004 10:26:08	Dark	47.500	4	Alp1Cen	-0.010000	5800.0	95	14662	No
215	GOM_NL__2PRFIN20041219_102919_000000422033_00080_14663_7418.N1	19-DEC-2004 10:29:19	Dark	42.000	12	Alp1Cru	0.77500	30000.	84	14663	No
216	GOM_NL__2PRFIN20041219_103416_000000412033_00080_14663_7419.N1	19-DEC-2004 10:34:16	Dark	40.500	159	Ups Car	2.9200	7200.0	81	14663	No
217	GOM_NL__2PRFIN20041219_103543_000000412033_00080_14663_7420.N1	19-DEC-2004 10:35:43	Dark	40.500	71	Iot Car	2.2460	7700.0	81	14663	No
218	GOM_NL__2PRFIN20041219_103734_000000532033_00080_14663_7421.N1	19-DEC-2004 10:37:34	Dark	52.500	41	Eps Car	1.8600	4100.0	105	14663	No
219	GOM_NL__2PRFIN20041219_104027_000000512033_00080_14663_7422.N1	19-DEC-2004 10:40:27	Dark	51.000	34	Gam2Vel	1.7930	23000.	102	14663	No

220	GOM_NL__2PRFIN20041219_104218_00000542033_00080_14663_7423.N1	19-DEC-2004 10:42:18	Dark	54.000	2	Alp Car	-0.73600	7000.0	108	14663	No
221	GOM_NL__2PRFIN20041219_104510_00000532033_00080_14663_7424.N1	19-DEC-2004 10:45:10	Dark	52.500	117	Pi Pup	2.7060	3800.0	105	14663	No
222	GOM_NL__2PRFIN20041219_104818_00000562033_00080_14663_7425.N1	19-DEC-2004 10:48:18	Straylight	55.500	23	21Eps CMa	1.5020	26000.	111	14663	No
223	GOM_NL__2PRFIN20041219_105002_00000482033_00080_14663_7426.N1	19-DEC-2004 10:50:02	Straylight	48.000	179	24Omi2CMa	3.0320	24000.	96	14663	No
224	GOM_NL__2PRFIN20041219_105255_00000692033_00080_14663_7427.N1	19-DEC-2004 10:52:55	Straylight	69.000	1	9Alp CMa	-1.4400	11000.	138	14663	No
225	GOM_NL__2PRFIN20041219_105606_00000532033_00080_14663_7428.N1	19-DEC-2004 10:56:06	Straylight	53.000	7	19Bet Ori	0.10000	14000.	106	14663	No
226	GOM_NL__2PRFIN20041219_105815_00000492033_00080_14663_7429.N1	19-DEC-2004 10:58:15	Straylight	49.000	30	46Eps Ori	1.6940	30000.	98	14663	No
227	GOM_NL__2PRFIN20041219_110112_00000632033_00080_14663_7430.N1	19-DEC-2004 11:01:12	Tw_i_and_stray	63.000	14	58Alp Ori	0.87000	3000.0	126	14663	No
228	GOM_NL__2PRFIN20041219_110322_00000502033_00080_14663_7431.N1	19-DEC-2004 11:03:22	Tw_i_and_stray	50.000	13	87Alp Tau	0.86700	3800.0	100	14663	No
229	GOM_NL__2PRFIN20041219_110540_00000382033_00080_14663_7432.N1	19-DEC-2004 11:05:40	Bright	37.500	146	25Eta Tau	2.8730	15200.	75	14663	No
230	GOM_NL__2PRFIN20041219_110747_00000372033_00080_14663_7433.N1	19-DEC-2004 11:07:47	Bright	37.000	150	44Zet Per	2.8900	28000.	74	14663	No
231	GOM_NL__2PRFIN20041219_111003_00000362033_00080_14663_7434.N1	19-DEC-2004 11:10:03	Bright	35.500	149	45Eps Per	2.8880	30000.	71	14663	No
232	GOM_NL__2PRFIN20041219_111216_00000352033_00080_14663_7435.N1	19-DEC-2004 11:12:16	Bright	35.000	175	39Del Per	3.0100	19400.	70	14663	No
233	GOM_NL__2PRFIN20041219_111407_00000372033_00080_14663_7436.N1	19-DEC-2004 11:14:07	Bright	36.500	160	23Gam Per	2.9300	4700.0	73	14663	No
234	GOM_NL__2PRFIN20041219_111730_00000372033_00080_14663_7437.N1	19-DEC-2004 11:17:30	Bright	37.000	110	37Del Cas	2.6780	8900.0	74	14663	No
235	GOM_NL__2PRFIN20041219_112356_00000392033_00080_14663_7438.N1	19-DEC-2004 11:23:56	Bright	39.000	49	1Alp UMi	1.9900	6300.0	78	14663	No
236	GOM_NL__2PRFIN20041219_112836_00000412033_00080_14663_7439.N1	19-DEC-2004 11:28:36	Bright	40.500	60	7Bet UMi	2.0810	3950.0	81	14663	No
237	GOM_NL__2PRFIN20041219_113200_00000352033_00080_14663_7440.N1	19-DEC-2004 11:32:00	Bright	35.000	119	14Eta Dra	2.7270	4700.0	70	14663	No
238	GOM_NL__2PRFIN20041219_113346_00000432033_00080_14663_7441.N1	19-DEC-2004 11:33:46	Bright	43.000	55	79Zet UMa	2.0600	10200.	86	14663	No
239	GOM_NL__2PRFIN20041219_113547_00000412033_00080_14663_7442.N1	19-DEC-2004 11:35:47	Bright	41.000	39	85Eta UMa	1.8540	24000.	82	14663	No
240	GOM_NL__2PRFIN20041219_113916_00000422033_00080_14663_7443.N1	19-DEC-2004 11:39:16	Bright	42.000	180	27Gam Boo	3.0400	8000.0	84	14663	No
241	GOM_NL__2PRFIN20041219_114233_00000382033_00080_14663_7444.N1	19-DEC-2004 11:42:33	Bright	38.000	83		2.3780	11000.	76	14663	No
242	GOM_NL__2PRFIN20041219_114601_00000452033_00080_14663_7445.N1	19-DEC-2004 11:46:01	Bright	45.000	111	8Eta Boo	2.6800	6000.0	90	14663	No
243	GOM_NL__2PRFIN20041219_114741_00000362033_00080_14663_7446.N1	19-DEC-2004 11:47:41	Bright	35.500	102	24Alp Ser	2.6000	4250.0	71	14663	No
244	GOM_NL__2PRFIN20041219_115021_00000622033_00080_14663_7447.N1	19-DEC-2004 11:50:21	Bright	61.500	138	47Eps Vir	2.8280	4700.0	123	14663	No
245	GOM_NL__2PRFIN20041219_115444_00000382033_00080_14663_7448.N1	19-DEC-2004 11:54:44	Bright	37.500	122	9Alp2Lib	2.7470	9700.0	75	14663	No
246	GOM_NL__2PRFIN20041219_115622_00000592033_00080_14663_7449.N1	19-DEC-2004 11:56:22	Tw_i_and_stray	58.500	15	67Alp Vir	0.97600	28000.	117	14663	No
247	GOM_NL__2PRFIN20041219_120114_00000442033_00080_14663_7450.N1	19-DEC-2004 12:01:14	Dark	44.000	54	5The Cen	2.0550	4500.0	88	14663	No
248	GOM_NL__2PRFIN20041219_120431_00000622033_00080_14663_7451.N1	19-DEC-2004 12:04:31	Dark	61.500	171	2Eps Crv	3.0010	4250.0	123	14663	No
249	GOM_NL__2PRFIN20041219_120643_00000472033_00080_14663_7452.N1	19-DEC-2004 12:06:43	Dark	46.500	4	Alp1Cen	-0.010000	5800.0	93	14663	No
250	GOM_NL__2PRFIN20041219_120955_00000442033_00081_14664_7418.N1	19-DEC-2004 12:09:55	Dark	44.000	12	Alp1Cru	0.77500	30000.	88	14664	No
251	GOM_NL__2PRFIN20041219_121452_00000402033_00081_14664_7419.N1	19-DEC-2004 12:14:52	Dark	39.500	159	Ups Car	2.9200	7200.0	79	14664	No
252	GOM_NL__2PRFIN20041219_121620_00000432033_00081_14664_7420.N1	19-DEC-2004 12:16:20	Dark	43.000	71	lot Car	2.2460	7700.0	86	14664	No
253	GOM_NL__2PRFIN20041219_121810_00000462033_00081_14664_7421.N1	19-DEC-2004 12:18:10	Dark	45.500	41	Eps Car	1.8600	4100.0	91	14664	No
254	GOM_NL__2PRFIN20041219_122103_00000492033_00081_14664_7422.N1	19-DEC-2004 12:21:03	Dark	49.000	34	Gam2Vel	1.7930	23000.	98	14664	No
255	GOM_NL__2PRFIN20041219_122254_00000482033_00081_14664_7423.N1	19-DEC-2004 12:22:54	Dark	48.000	2	Alp Car	-0.73600	7000.0	96	14664	No
256	GOM_NL__2PRFIN20041219_122546_00000522033_00081_14664_7424.N1	19-DEC-2004 12:25:46	Dark	51.500	117	Pi Pup	2.7060	3800.0	103	14664	No
257	GOM_NL__2PRFIN20041219_122854_00000542033_00081_14664_7425.N1	19-DEC-2004 12:28:54	Straylight	54.000	23	21Eps CMa	1.5020	26000.	108	14664	No
258	GOM_NL__2PRFIN20041219_123037_00000542033_00081_14664_7426.N1	19-DEC-2004 12:30:37	Straylight	53.500	179	24Omi2CMa	3.0320	24000.	107	14664	No
259	GOM_NL__2PRFIN20041219_123330_00000642033_00081_14664_7427.N1	19-DEC-2004 12:33:30	Straylight	63.500	1	9Alp CMa	-1.4400	11000.	127	14664	No
260	GOM_NL__2PRFIN20041219_123642_00000552033_00081_14664_7428.N1	19-DEC-2004 12:36:42	Straylight	55.000	7	19Bet Ori	0.10000	14000.	110	14664	No
261	GOM_NL__2PRFIN20041219_123850_00000482033_00081_14664_7429.N1	19-DEC-2004 12:38:50	Straylight	47.500	30	46Eps Ori	1.6940	30000.	95	14664	No
262	GOM_NL__2PRFIN20041219_124147_00000632033_00081_14664_7430.N1	19-DEC-2004 12:41:47	Tw_i_and_stray	63.000	14	58Alp Ori	0.87000	3000.0	126	14664	No
263	GOM_NL__2PRFIN20041219_124358_00000522033_00081_14664_7431.N1	19-DEC-2004 12:43:58	Tw_i_and_stray	52.000	13	87Alp Tau	0.86700	3800.0	104	14664	No
264	GOM_NL__2PRFIN20041219_124616_00000372033_00081_14664_7432.N1	19-DEC-2004 12:46:16	Bright	37.000	146	25Eta Tau	2.8730	15200.	74	14664	No
265	GOM_NL__2PRFIN20041219_124823_00000372033_00081_14664_7433.N1	19-DEC-2004 12:48:23	Bright	36.500	150	44Zet Per	2.8900	28000.	73	14664	No
266	GOM_NL__2PRFIN20041219_125039_00000372033_00081_14664_7434.N1	19-DEC-2004 12:50:39	Bright	36.500	149	45Eps Per	2.8880	30000.	73	14664	No
267	GOM_NL__2PRFIN20041219_125252_00000362033_00081_14664_7435.N1	19-DEC-2004 12:52:52	Bright	36.000	175	39Del Per	3.0100	19400.	72	14664	No
268	GOM_NL__2PRFIN20041219_125443_00000382033_00081_14664_7436.N1	19-DEC-2004 12:54:43	Bright	38.000	160	23Gam Per	2.9300	4700.0	76	14664	No
269	GOM_NL__2PRFIN20041219_125806_00000392033_00081_14664_7437.N1	19-DEC-2004 12:58:06	Bright	38.500	110	37Del Cas	2.6780	8900.0	77	14664	No
270	GOM_NL__2PRFIN20041219_130431_00000362033_00081_14664_7438.N1	19-DEC-2004 13:04:31	Bright	35.500	49	1Alp UMi	1.9900	6300.0	71	14664	No
271	GOM_NL__2PRFIN20041219_130912_00000372033_00081_14664_7439.N1	19-DEC-2004 13:09:12	Bright	36.500	60	7Bet UMi	2.0810	3950.0	73	14664	No
272	GOM_NL__2PRFIN20041219_131236_00000342033_00081_14664_7440.N1	19-DEC-2004 13:12:36	Bright	34.000	119	14Eta Dra	2.7270	4700.0	68	14664	No
273	GOM_NL__2PRFIN20041219_131422_00000452033_00081_14664_7441.N1	19-DEC-2004 13:14:22	Bright	45.000	55	79Zet UMa	2.0600	10200.	90	14664	No
274	GOM_NL__2PRFIN20041219_131621_00000442033_00081_14664_7442.N1	19-DEC-2004 13:16:21	Bright	44.000	39	85Eta UMa	1.8540	24000.	88	14664	No
275	GOM_NL__2PRFIN20041219_131951_00000402033_00081_14664_7443.N1	19-DEC-2004 13:19:51	Bright	40.000	180	27Gam Boo	3.0400	8000.0	80	14664	No
276	GOM_NL__2PRFIN20041219_132309_00000412033_00081_14664_7444.N1	19-DEC-2004 13:23:09	Bright	40.500	83		2.3780	11000.	81	14664	No
277	GOM_NL__2PRFIN20041219_132637_00000472033_00081_14664_7445.N1	19-DEC-2004 13:26:37	Bright	46.500	111	8Eta Boo	2.6800	6000.0	93	14664	No
278	GOM_NL__2PRFIN20041219_132817_00000362033_00081_14664_7446.N1	19-DEC-2004 13:28:17	Bright	35.500	102	24Alp Ser	2.6000	4250.0	71	14664	No

279	GOM_NL__2PRFIN20041219_133057_000000632033_00081_14664_7447.N1	19-DEC-2004 13:30:57	Bright	63.000	138	47Eps Vir	2.8280	4700.0	126	14664	No
280	GOM_NL__2PRFIN20041219_133520_000000532033_00081_14664_7448.N1	19-DEC-2004 13:35:20	Bright	53.000	122	9Alp2Lib	2.7470	9700.0	106	14664	No
281	GOM_NL__2PRFIN20041219_133658_000000532033_00081_14664_7449.N1	19-DEC-2004 13:36:58	Tw_i_and_stray	53.000	15	67Alp Vir	0.97600	28000.	106	14664	No
282	GOM_NL__2PRFIN20041219_134151_000000482033_00081_14664_7450.N1	19-DEC-2004 13:41:51	Dark	48.000	54	5The Cen	2.0550	4500.0	96	14664	No
283	GOM_NL__2PRFIN20041219_134509_000000632033_00081_14664_7451.N1	19-DEC-2004 13:45:09	Dark	63.000	171	2Eps Crv	3.0010	4250.0	126	14664	No
284	GOM_NL__2PRFIN20041219_134720_000000512033_00081_14664_7452.N1	19-DEC-2004 13:47:20	Dark	50.500	4	Alp1Cen	-0.010000	5800.0	101	14664	No
285	GOM_NL__2PRFIN20041219_134922_000000412033_00082_14665_7418.N1	19-DEC-2004 13:49:22	Dark	40.500	20	Bet Cru	1.2530	30000.	81	14665	No
286	GOM_NL__2PRFIN20041219_135115_000000402033_00082_14665_7419.N1	19-DEC-2004 13:51:15	Dark	39.500	112	Alp Mus	2.6880	26000.	79	14665	No
287	GOM_NL__2PRFIN20041219_135529_000000412033_00082_14665_7420.N1	19-DEC-2004 13:55:29	Dark	40.500	159	Ups Car	2.9200	7200.0	81	14665	No
288	GOM_NL__2PRFIN20041219_135655_000000432033_00082_14665_7421.N1	19-DEC-2004 13:56:55	Dark	42.500	71	Iot Car	2.2460	7700.0	85	14665	No
289	GOM_NL__2PRFIN20041219_135847_000000452033_00082_14665_7422.N1	19-DEC-2004 13:58:47	Dark	45.000	41	Eps Car	1.8600	4100.0	90	14665	No
290	GOM_NL__2PRFIN20041219_140139_000000482033_00082_14665_7423.N1	19-DEC-2004 14:01:39	Dark	48.000	34	Gam2Vel	1.7930	23000.	96	14665	No
291	GOM_NL__2PRFIN20041219_140330_000000542033_00082_14665_7424.N1	19-DEC-2004 14:03:30	Dark	53.500	2	Alp Car	-0.73600	7000.0	107	14665	No
292	GOM_NL__2PRFIN20041219_140622_000000582033_00082_14665_7425.N1	19-DEC-2004 14:06:22	Dark	58.000	117	Pi Pup	2.7060	3800.0	116	14665	No
293	GOM_NL__2PRFIN20041219_140930_000000552033_00082_14665_7426.N1	19-DEC-2004 14:09:30	Straylight	55.000	23	21Eps CMa	1.5020	26000.	110	14665	No
294	GOM_NL__2PRFIN20041219_141405_000000652033_00082_14665_7427.N1	19-DEC-2004 14:14:05	Straylight	65.000	1	9Alp CMa	-1.4400	11000.	130	14665	No
295	GOM_NL__2PRFIN20041219_141718_000000522033_00082_14665_7428.N1	19-DEC-2004 14:17:18	Straylight	52.000	7	19Bet Ori	0.10000	14000.	104	14665	No
296	GOM_NL__2PRFIN20041219_141925_000000482033_00082_14665_7429.N1	19-DEC-2004 14:19:25	Straylight	48.000	30	46Eps Ori	1.6940	30000.	96	14665	No
297	GOM_NL__2PRFIN20041219_142223_000000602033_00082_14665_7430.N1	19-DEC-2004 14:22:23	Tw_i_and_stray	59.500	14	58Alp Ori	0.87000	3000.0	119	14665	No
298	GOM_NL__2PRFIN20041219_142434_000000502033_00082_14665_7431.N1	19-DEC-2004 14:24:34	Tw_i_and_stray	50.000	13	87Alp Tau	0.86700	3800.0	100	14665	No
299	GOM_NL__2PRFIN20041219_142652_000000402033_00082_14665_7432.N1	19-DEC-2004 14:26:52	Bright	39.500	146	25Eta Tau	2.8730	15200.	79	14665	No
300	GOM_NL__2PRFIN20041219_142859_000000372033_00082_14665_7433.N1	19-DEC-2004 14:28:59	Bright	37.000	150	44Zet Per	2.8900	28000.	74	14665	No
301	GOM_NL__2PRFIN20041219_143114_000000372033_00082_14665_7434.N1	19-DEC-2004 14:31:14	Bright	36.500	149	45Eps Per	2.8880	30000.	73	14665	No
302	GOM_NL__2PRFIN20041219_143327_000000362033_00082_14665_7435.N1	19-DEC-2004 14:33:27	Bright	36.000	175	39Del Per	3.0100	19400.	72	14665	No
303	GOM_NL__2PRFIN20041219_143520_000000362033_00082_14665_7436.N1	19-DEC-2004 14:35:20	Bright	35.500	160	23Gam Per	2.9300	4700.0	71	14665	No
304	GOM_NL__2PRFIN20041219_143843_000000382033_00082_14665_7437.N1	19-DEC-2004 14:38:43	Bright	38.000	110	37Del Cas	2.6780	8900.0	76	14665	No
305	GOM_NL__2PRFIN20041219_144507_000000382033_00082_14665_7438.N1	19-DEC-2004 14:45:07	Bright	37.500	49	1Alp UMi	1.9900	6300.0	75	14665	No
306	GOM_NL__2PRFIN20041219_144949_000000392033_00082_14665_7439.N1	19-DEC-2004 14:49:49	Bright	38.500	60	7Bet UMi	2.0810	3950.0	77	14665	No
307	GOM_NL__2PRFIN20041219_145312_000000382033_00082_14665_7440.N1	19-DEC-2004 14:53:12	Bright	37.500	119	14Eta Dra	2.7270	4700.0	75	14665	No
308	GOM_NL__2PRFIN20041219_145458_000000442033_00082_14665_7441.N1	19-DEC-2004 14:54:58	Bright	44.000	55	79Zet UMa	2.0600	10200.	88	14665	No
309	GOM_NL__2PRFIN20041219_145658_000000422033_00082_14665_7442.N1	19-DEC-2004 14:56:58	Bright	41.500	39	85Eta UMa	1.8540	24000.	83	14665	No
310	GOM_NL__2PRFIN20041219_150027_000000402033_00082_14665_7443.N1	19-DEC-2004 15:00:27	Bright	40.000	180	27Gam Boo	3.0400	8000.0	80	14665	No
311	GOM_NL__2PRFIN20041219_150346_000000392033_00082_14665_7444.N1	19-DEC-2004 15:03:46	Bright	38.500	83		2.3780	11000.	77	14665	No
312	GOM_NL__2PRFIN20041219_150714_000000462033_00082_14665_7445.N1	19-DEC-2004 15:07:14	Bright	45.500	111	8Eta Boo	2.6800	6000.0	91	14665	No
313	GOM_NL__2PRFIN20041219_150853_000000352033_00082_14665_7446.N1	19-DEC-2004 15:08:53	Bright	35.000	102	24Alp Ser	2.6000	4250.0	70	14665	No
314	GOM_NL__2PRFIN20041219_151134_000000592033_00082_14665_7447.N1	19-DEC-2004 15:11:34	Bright	59.000	138	47Eps Vir	2.8280	4700.0	118	14665	No
315	GOM_NL__2PRFIN20041219_151556_000000532033_00082_14665_7448.N1	19-DEC-2004 15:15:56	Bright	53.000	122	9Alp2Lib	2.7470	9700.0	106	14665	No
316	GOM_NL__2PRFIN20041219_151736_000000552033_00082_14665_7449.N1	19-DEC-2004 15:17:36	Tw_i_and_stray	55.000	15	67Alp Vir	0.97600	28000.	110	14665	No
317	GOM_NL__2PRFIN20041219_152106_000000522033_00082_14665_7450.N1	19-DEC-2004 15:21:06	Dark	51.500	169	46Gam Hya	2.9910	4700.0	103	14665	No
318	GOM_NL__2PRFIN20041219_152311_000000422033_00082_14665_7451.N1	19-DEC-2004 15:23:11	Dark	41.500	81	Eta Cen	2.3560	28000.	83	14665	No
319	GOM_NL__2PRFIN20041219_152425_000000382033_00082_14665_7452.N1	19-DEC-2004 15:24:25	Dark	38.000	78	Alp Lup	2.3040	28000.	76	14665	No
320	GOM_NL__2PRFIN20041219_152755_000000462033_00082_14665_7453.N1	19-DEC-2004 15:27:55	Dark	45.500	4	Alp1Cen	-0.010000	5800.0	91	14665	No
321	GOM_NL__2PRFIN20041219_152958_000000412033_00083_14666_7418.N1	19-DEC-2004 15:29:58	Dark	40.500	20	Bet Cru	1.2530	30000.	81	14666	No
322	GOM_NL__2PRFIN20041219_153151_000000382033_00083_14666_7419.N1	19-DEC-2004 15:31:51	Dark	38.000	112	Alp Mus	2.6880	26000.	76	14666	No
323	GOM_NL__2PRFIN20041219_153604_000000422033_00083_14666_7420.N1	19-DEC-2004 15:36:04	Dark	42.000	159	Ups Car	2.9200	7200.0	84	14666	No
324	GOM_NL__2PRFIN20041219_153731_000000442033_00083_14666_7421.N1	19-DEC-2004 15:37:31	Dark	44.000	71	Iot Car	2.2460	7700.0	88	14666	No
325	GOM_NL__2PRFIN20041219_153923_000000422033_00083_14666_7422.N1	19-DEC-2004 15:39:23	Dark	42.000	41	Eps Car	1.8600	4100.0	84	14666	No
326	GOM_NL__2PRFIN20041219_154215_000000462033_00083_14666_7423.N1	19-DEC-2004 15:42:15	Dark	46.000	34	Gam2Vel	1.7930	23000.	92	14666	No
327	GOM_NL__2PRFIN20041219_154405_000000482033_00083_14666_7424.N1	19-DEC-2004 15:44:05	Dark	48.000	2	Alp Car	-0.73600	7000.0	96	14666	No
328	GOM_NL__2PRFIN20041219_154658_000000542033_00083_14666_7425.N1	19-DEC-2004 15:46:58	Dark	53.500	117	Pi Pup	2.7060	3800.0	107	14666	No
329	GOM_NL__2PRFIN20041219_155006_000000572033_00083_14666_7426.N1	19-DEC-2004 15:50:06	Dark	57.000	23	21Eps CMa	1.5020	26000.	114	14666	Yes
330	GOM_NL__2PRFIN20041219_155150_000000582033_00083_14666_7427.N1	19-DEC-2004 15:51:50	Straylight	57.500	179	24Omi2CMa	3.0320	24000.	115	14666	No
331	GOM_NL__2PRFIN20041219_155442_000000692033_00083_14666_7428.N1	19-DEC-2004 15:54:42	Straylight	69.000	1	9Alp CMa	-1.4400	11000.	138	14666	No
332	GOM_NL__2PRFIN20041219_155754_000000522033_00083_14666_7429.N1	19-DEC-2004 15:57:54	Straylight	51.500	7	19Bet Ori	0.10000	14000.	103	14666	No
333	GOM_NL__2PRFIN20041219_160001_000000522033_00083_14666_7430.N1	19-DEC-2004 16:00:01	Straylight	51.500	30	46Eps Ori	1.6940	30000.	103	14666	No
334	GOM_NL__2PRFIN20041219_160259_000000602033_00083_14666_7431.N1	19-DEC-2004 16:02:59	Tw_i_and_stray	60.000	14	58Alp Ori	0.87000	3000.0	120	14666	No
335	GOM_NL__2PRFIN20041219_160510_000000512033_00083_14666_7432.N1	19-DEC-2004 16:05:10	Tw_i_and_stray	51.000	13	87Alp Tau	0.86700	3800.0	102	14666	No
336	GOM_NL__2PRFIN20041219_160728_000000402033_00083_14666_7433.N1	19-DEC-2004 16:07:28	Bright	39.500	146	25Eta Tau	2.8730	15200.	79	14666	No
337	GOM_NL__2PRFIN20041219_160935_000000382033_00083_14666_7434.N1	19-DEC-2004 16:09:35	Bright	38.000	150	44Zet Per	2.8900	28000.	76	14666	No



338	GOM_NL__2PRFIN20041219_161150_000000382033_00083_14666_7435.N1	19-DEC-2004 16:11:50	Bright	37.500	149	45Eps Per	2.8880	30000.	75	14666	No
339	GOM_NL__2PRFIN20041219_161403_000000372033_00083_14666_7436.N1	19-DEC-2004 16:14:03	Bright	36.500	175	39Del Per	3.0100	19400.	73	14666	No
340	GOM_NL__2PRFIN20041219_161556_000000382033_00083_14666_7437.N1	19-DEC-2004 16:15:56	Bright	37.500	160	23Gam Per	2.9300	4700.0	75	14666	No
341	GOM_NL__2PRFIN20041219_161919_000000382033_00083_14666_7438.N1	19-DEC-2004 16:19:19	Bright	37.500	110	37Del Cas	2.6780	8900.0	75	14666	No
342	GOM_NL__2PRFIN20041219_162543_000000382033_00083_14666_7439.N1	19-DEC-2004 16:25:43	Bright	38.000	49	1Alp UMi	1.9900	6300.0	76	14666	No
343	GOM_NL__2PRFIN20041219_163024_000000392033_00083_14666_7440.N1	19-DEC-2004 16:30:24	Bright	39.000	60	7Bet UMi	2.0810	3950.0	78	14666	No
344	GOM_NL__2PRFIN20041219_163348_000000382033_00083_14666_7441.N1	19-DEC-2004 16:33:48	Bright	38.000	119	14Eta Dra	2.7270	4700.0	76	14666	No
345	GOM_NL__2PRFIN20041219_163534_000000432033_00083_14666_7442.N1	19-DEC-2004 16:35:34	Bright	43.000	55	79Zet UMa	2.0600	10200.	86	14666	No
346	GOM_NL__2PRFIN20041219_163734_000000432033_00083_14666_7443.N1	19-DEC-2004 16:37:34	Bright	43.000	39	85Eta UMa	1.8540	24000.	86	14666	No
347	GOM_NL__2PRFIN20041219_164104_000000402033_00083_14666_7444.N1	19-DEC-2004 16:41:04	Bright	39.500	180	27Gam Boo	3.0400	8000.0	79	14666	No
348	GOM_NL__2PRFIN20041219_164422_000000402033_00083_14666_7445.N1	19-DEC-2004 16:44:22	Bright	40.000	83		2.3780	11000.	80	14666	No
349	GOM_NL__2PRFIN20041219_164750_000000462033_00083_14666_7446.N1	19-DEC-2004 16:47:50	Bright	46.000	111	8Eta Boo	2.6800	6000.0	92	14666	No
350	GOM_NL__2PRFIN20041219_164930_000000352033_00083_14666_7447.N1	19-DEC-2004 16:49:30	Bright	35.000	102	24Alp Ser	2.6000	4250.0	70	14666	No
351	GOM_NL__2PRFIN20041219_165211_000000602033_00083_14666_7448.N1	19-DEC-2004 16:52:11	Bright	60.000	138	47Eps Vir	2.8280	4700.0	120	14666	No
352	GOM_NL__2PRFIN20041219_165633_000000372033_00083_14666_7449.N1	19-DEC-2004 16:56:33	Bright	37.000	122	9Alp2Lib	2.7470	9700.0	74	14666	No
353	GOM_NL__2PRFIN20041219_165812_000000552033_00083_14666_7450.N1	19-DEC-2004 16:58:12	Twi_and_stray	55.000	15	67Alp Vir	0.97600	28000.	110	14666	No
354	GOM_NL__2PRFIN20041219_170143_000000482033_00083_14666_7451.N1	19-DEC-2004 17:01:43	Dark	47.500	169	46Gam Hya	2.9910	4700.0	95	14666	No
355	GOM_NL__2PRFIN20041219_170348_000000412033_00083_14666_7452.N1	19-DEC-2004 17:03:48	Dark	40.500	81	Eta Cen	2.3560	28000.	81	14666	No
356	GOM_NL__2PRFIN20041219_170501_000000402033_00083_14666_7453.N1	19-DEC-2004 17:05:01	Dark	39.500	78	Alp Lup	2.3040	28000.	79	14666	No
357	GOM_NL__2PRFIN20041219_170832_000000442033_00083_14666_7454.N1	19-DEC-2004 17:08:32	Dark	44.000	4	Alp1Cen	-0.010000	5800.0	88	14666	No
358	GOM_NL__2PRFIN20041219_171034_000000482033_00084_14667_7418.N1	19-DEC-2004 17:10:34	Dark	48.000	20	Bet Cru	1.2530	30000.	96	14667	No
359	GOM_NL__2PRFIN20041219_171228_000000392033_00084_14667_7419.N1	19-DEC-2004 17:12:28	Dark	39.000	112	Alp Mus	2.6880	26000.	78	14667	No
360	GOM_NL__2PRFIN20041219_171641_000000412033_00084_14667_7420.N1	19-DEC-2004 17:16:41	Dark	40.500	159	Ups Car	2.9200	7200.0	81	14667	No
361	GOM_NL__2PRFIN20041219_171808_000000452033_00084_14667_7421.N1	19-DEC-2004 17:18:08	Dark	44.500	71	Iot Car	2.2460	7700.0	89	14667	No
362	GOM_NL__2PRFIN20041219_172000_000000522033_00084_14667_7422.N1	19-DEC-2004 17:20:00	Dark	51.500	41	Eps Car	1.8600	4100.0	103	14667	No
363	GOM_NL__2PRFIN20041219_172735_000000572033_00084_14667_7423.N1	19-DEC-2004 17:27:35	Dark	56.500	117	Pi Pup	2.7060	3800.0	113	14667	No
364	GOM_NL__2PRFIN20041219_173042_000000562033_00084_14667_7424.N1	19-DEC-2004 17:30:42	Straylight	55.500	23	21Eps CMa	1.5020	26000.	111	14667	No
365	GOM_NL__2PRFIN20041219_173227_000000552033_00084_14667_7425.N1	19-DEC-2004 17:32:27	Straylight	54.500	179	24Omi2CMa	3.0320	24000.	109	14667	No
366	GOM_NL__2PRFIN20041219_173518_000000622033_00084_14667_7426.N1	19-DEC-2004 17:35:18	Straylight	61.500	1	9Alp CMa	-1.4400	11000.	123	14667	No
367	GOM_NL__2PRFIN20041219_173829_000000552033_00084_14667_7427.N1	19-DEC-2004 17:38:29	Straylight	55.000	7	19Bet Ori	0.10000	14000.	110	14667	No
368	GOM_NL__2PRFIN20041219_174038_000000482033_00084_14667_7428.N1	19-DEC-2004 17:40:38	Straylight	48.000	30	46Eps Ori	1.6940	30000.	96	14667	No
369	GOM_NL__2PRFIN20041219_174335_000000632033_00084_14667_7429.N1	19-DEC-2004 17:43:35	Twi_and_stray	63.000	14	58Alp Ori	0.87000	3000.0	126	14667	No
370	GOM_NL__2PRFIN20041219_174546_000000512033_00084_14667_7430.N1	19-DEC-2004 17:45:46	Twi_and_stray	50.500	13	87Alp Tau	0.86700	3800.0	101	14667	No
371	GOM_NL__2PRFIN20041219_174805_000000392033_00084_14667_7431.N1	19-DEC-2004 17:48:05	Bright	39.000	146	25Eta Tau	2.8730	15200.	78	14667	No
372	GOM_NL__2PRFIN20041219_175011_000000392033_00084_14667_7432.N1	19-DEC-2004 17:50:11	Bright	39.000	150	44Zet Per	2.8900	28000.	78	14667	No
373	GOM_NL__2PRFIN20041219_175226_000000372033_00084_14667_7433.N1	19-DEC-2004 17:52:26	Bright	36.500	149	45Eps Per	2.8880	30000.	73	14667	No
374	GOM_NL__2PRFIN20041219_175440_000000362033_00084_14667_7434.N1	19-DEC-2004 17:54:40	Bright	36.000	175	39Del Per	3.0100	19400.	72	14667	No
375	GOM_NL__2PRFIN20041219_175632_000000382033_00084_14667_7435.N1	19-DEC-2004 17:56:32	Bright	37.500	160	23Gam Per	2.9300	4700.0	75	14667	No
376	GOM_NL__2PRFIN20041219_175956_000000372033_00084_14667_7436.N1	19-DEC-2004 17:59:56	Bright	37.000	110	37Del Cas	2.6780	8900.0	74	14667	No
377	GOM_NL__2PRFIN20041219_180619_000000372033_00084_14667_7437.N1	19-DEC-2004 18:06:19	Bright	36.500	49	1Alp UMi	1.9900	6300.0	73	14667	No
378	GOM_NL__2PRFIN20041219_181100_000000372033_00084_14667_7438.N1	19-DEC-2004 18:11:00	Bright	36.500	60	7Bet UMi	2.0810	3950.0	73	14667	No
379	GOM_NL__2PRFIN20041219_181425_000000382033_00084_14667_7439.N1	19-DEC-2004 18:14:25	Bright	37.500	119	14Eta Dra	2.7270	4700.0	75	14667	No
380	GOM_NL__2PRFIN20041219_181609_000000462033_00084_14667_7440.N1	19-DEC-2004 18:16:09	Bright	45.500	55	79Zet UMa	2.0600	10200.	91	14667	No
381	GOM_NL__2PRFIN20041219_181809_000000432033_00084_14667_7441.N1	19-DEC-2004 18:18:09	Bright	42.500	39	85Eta UMa	1.8540	24000.	85	14667	No
382	GOM_NL__2PRFIN20041219_182140_000000402033_00084_14667_7442.N1	19-DEC-2004 18:21:40	Bright	39.500	180	27Gam Boo	3.0400	8000.0	79	14667	No
383	GOM_NL__2PRFIN20041219_182458_000000382033_00084_14667_7443.N1	19-DEC-2004 18:24:58	Bright	38.000	83		2.3780	11000.	76	14667	No
384	GOM_NL__2PRFIN20041219_182826_000000442033_00084_14667_7444.N1	19-DEC-2004 18:28:26	Bright	43.500	111	8Eta Boo	2.6800	6000.0	87	14667	No
385	GOM_NL__2PRFIN20041219_183005_000000362033_00084_14667_7445.N1	19-DEC-2004 18:30:05	Bright	35.500	102	24Alp Ser	2.6000	4250.0	71	14667	No
386	GOM_NL__2PRFIN20041219_183248_000000632033_00084_14667_7446.N1	19-DEC-2004 18:32:48	Bright	63.000	138	47Eps Vir	2.8280	4700.0	126	14667	No
387	GOM_NL__2PRFIN20041219_183709_000000532033_00084_14667_7447.N1	19-DEC-2004 18:37:09	Bright	53.000	122	9Alp2Lib	2.7470	9700.0	106	14667	No
388	GOM_NL__2PRFIN20041219_183849_000000552033_00084_14667_7448.N1	19-DEC-2004 18:38:49	Twi_and_stray	54.500	15	67Alp Vir	0.97600	28000.	109	14667	No
389	GOM_NL__2PRFIN20041219_184220_000000502033_00084_14667_7449.N1	19-DEC-2004 18:42:20	Dark	50.000	169	46Gam Hya	2.9910	4700.0	100	14667	No
390	GOM_NL__2PRFIN20041219_184424_000000412033_00084_14667_7450.N1	19-DEC-2004 18:44:24	Dark	41.000	81	Eta Cen	2.3560	28000.	82	14667	No
391	GOM_NL__2PRFIN20041219_184538_000000402033_00084_14667_7451.N1	19-DEC-2004 18:45:38	Dark	40.000	78	Alp Lup	2.3040	28000.	80	14667	No
392	GOM_NL__2PRFIN20041219_184908_000000522033_00084_14667_7452.N1	19-DEC-2004 18:49:08	Dark	52.000	4	Alp1Cen	-0.010000	5800.0	104	14667	No
393	GOM_NL__2PRFIN20041219_185111_000000442033_00085_14668_7418.N1	19-DEC-2004 18:51:11	Dark	43.500	20	Bet Cru	1.2530	30000.	87	14668	No
394	GOM_NL__2PRFIN20041219_185304_000000392033_00085_14668_7419.N1	19-DEC-2004 18:53:04	Dark	38.500	112	Alp Mus	2.6880	26000.	77	14668	No
395	GOM_NL__2PRFIN20041219_185718_000000412033_00085_14668_7420.N1	19-DEC-2004 18:57:18	Dark	40.500	159	Ups Car	2.9200	7200.0	81	14668	No
396	GOM_NL__2PRFIN20041219_185846_000000432033_00085_14668_7421.N1	19-DEC-2004 18:58:46	Dark	42.500	71	Iot Car	2.2460	7700.0	85	14668	No



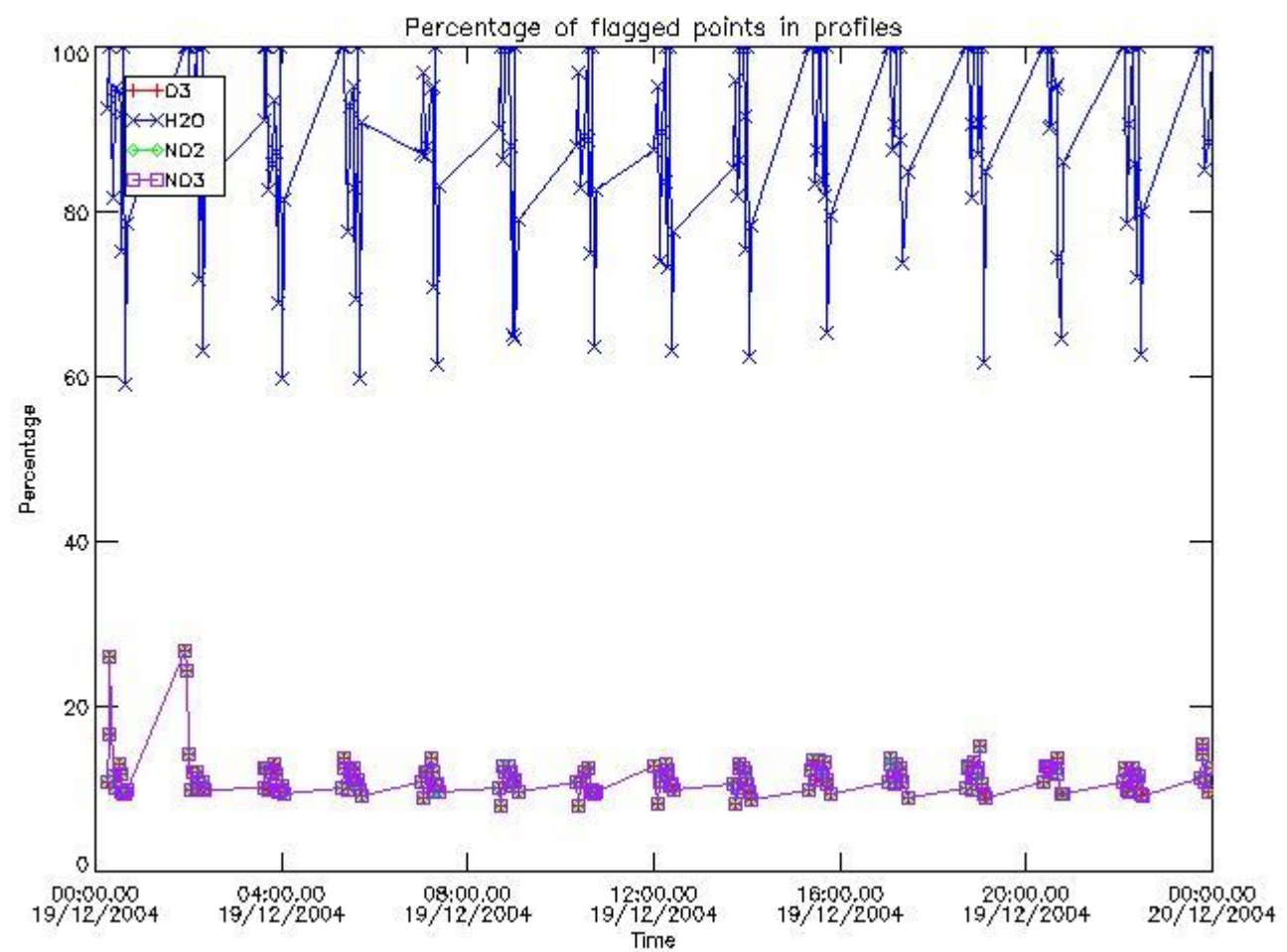
397	GOM_NL__2PRFIN20041219_190036_000000332033_00085_14668_7422.N1	19-DEC-2004 19:00:36	Dark	33.000	41	Eps Car	1.8600	4100.0	66	14668	No
398	GOM_NL__2PRFIN20041219_190330_000000482033_00085_14668_7423.N1	19-DEC-2004 19:03:30	Dark	48.000	34	Gam2Vel	1.7930	23000.	96	14668	No
399	GOM_NL__2PRFIN20041219_190519_000000542033_00085_14668_7424.N1	19-DEC-2004 19:05:19	Dark	54.000	2	Alp Car	-0.73600	7000.0	108	14668	No
400	GOM_NL__2PRFIN20041219_190812_000000632033_00085_14668_7425.N1	19-DEC-2004 19:08:12	Dark	63.000	117	Pi Pup	2.7060	3800.0	126	14668	No
401	GOM_NL__2PRFIN20041219_191119_000000562033_00085_14668_7426.N1	19-DEC-2004 19:11:19	Straylight	55.500	23	21Eps CMa	1.5020	26000.	111	14668	No
402	GOM_NL__2PRFIN20041219_191303_000000532033_00085_14668_7427.N1	19-DEC-2004 19:13:03	Straylight	53.000	179	24Omi2CMa	3.0320	24000.	106	14668	No
403	GOM_NL__2PRFIN20041219_191554_000000692033_00085_14668_7428.N1	19-DEC-2004 19:15:54	Straylight	69.000	1	9Alp CMa	-1.4400	11000.	138	14668	No
404	GOM_NL__2PRFIN20041219_191905_000000552033_00085_14668_7429.N1	19-DEC-2004 19:19:05	Straylight	54.500	7	19Bet Ori	0.10000	14000.	109	14668	No
405	GOM_NL__2PRFIN20041219_192114_000000502033_00085_14668_7430.N1	19-DEC-2004 19:21:14	Straylight	49.500	30	46Eps Ori	1.6940	30000.	99	14668	No
406	GOM_NL__2PRFIN20041219_192411_000000582033_00085_14668_7431.N1	19-DEC-2004 19:24:11	Tw_i_and_stray	57.500	14	58Alp Ori	0.87000	3000.0	115	14668	No
407	GOM_NL__2PRFIN20041219_192622_000000502033_00085_14668_7432.N1	19-DEC-2004 19:26:22	Tw_i_and_stray	50.000	13	87Alp Tau	0.86700	3800.0	100	14668	No
408	GOM_NL__2PRFIN20041219_192840_000000382033_00085_14668_7433.N1	19-DEC-2004 19:28:40	Bright	38.000	146	25Eta Tau	2.8730	15200.	76	14668	No
409	GOM_NL__2PRFIN20041219_193047_000000382033_00085_14668_7434.N1	19-DEC-2004 19:30:47	Bright	37.500	150	44Zet Per	2.8900	28000.	75	14668	No
410	GOM_NL__2PRFIN20041219_193302_000000352033_00085_14668_7435.N1	19-DEC-2004 19:33:02	Bright	35.000	149	45Eps Per	2.8880	30000.	70	14668	No
411	GOM_NL__2PRFIN20041219_193516_000000362033_00085_14668_7436.N1	19-DEC-2004 19:35:16	Bright	36.000	175	39Del Per	3.0100	19400.	72	14668	No
412	GOM_NL__2PRFIN20041219_193708_000000382033_00085_14668_7437.N1	19-DEC-2004 19:37:08	Bright	37.500	160	23Gam Per	2.9300	4700.0	75	14668	No
413	GOM_NL__2PRFIN20041219_194032_000000372033_00085_14668_7438.N1	19-DEC-2004 19:40:32	Bright	37.000	110	37Del Cas	2.6780	8900.0	74	14668	No
414	GOM_NL__2PRFIN20041219_194655_000000382033_00085_14668_7439.N1	19-DEC-2004 19:46:55	Bright	37.500	49	1Alp UMi	1.9900	6300.0	75	14668	No
415	GOM_NL__2PRFIN20041219_195136_000000392033_00085_14668_7440.N1	19-DEC-2004 19:51:36	Bright	38.500	60	7Bet UMi	2.0810	3950.0	77	14668	No
416	GOM_NL__2PRFIN20041219_195501_000000392033_00085_14668_7441.N1	19-DEC-2004 19:55:01	Bright	38.500	119	14Eta Dra	2.7270	4700.0	77	14668	No
417	GOM_NL__2PRFIN20041219_195644_000000452033_00085_14668_7442.N1	19-DEC-2004 19:56:44	Bright	44.500	55	79Zet UMa	2.0600	10200.	89	14668	No
418	GOM_NL__2PRFIN20041219_195846_000000422033_00085_14668_7443.N1	19-DEC-2004 19:58:46	Bright	42.000	39	85Eta UMa	1.8540	24000.	84	14668	No
419	GOM_NL__2PRFIN20041219_200216_000000412033_00085_14668_7444.N1	19-DEC-2004 20:02:16	Bright	41.000	180	27Gam Boo	3.0400	8000.0	82	14668	No
420	GOM_NL__2PRFIN20041219_200534_000000392033_00085_14668_7445.N1	19-DEC-2004 20:05:34	Bright	39.000	83		2.3780	11000.	78	14668	No
421	GOM_NL__2PRFIN20041219_200903_000000552033_00085_14668_7446.N1	19-DEC-2004 20:09:03	Bright	55.000	111	8Eta Boo	2.6800	6000.0	110	14668	No
422	GOM_NL__2PRFIN20041219_201041_000000362033_00085_14668_7447.N1	19-DEC-2004 20:10:41	Bright	36.000	102	24Alp Ser	2.6000	4250.0	72	14668	No
423	GOM_NL__2PRFIN20041219_201324_000000622033_00085_14668_7448.N1	19-DEC-2004 20:13:24	Bright	61.500	138	47Eps Vir	2.8280	4700.0	123	14668	No
424	GOM_NL__2PRFIN20041219_201745_000000532033_00085_14668_7449.N1	19-DEC-2004 20:17:45	Bright	53.000	122	9Alp2Lib	2.7470	9700.0	106	14668	No
425	GOM_NL__2PRFIN20041219_201926_000000552033_00085_14668_7450.N1	19-DEC-2004 20:19:26	Tw_i_and_stray	55.000	15	67Alp Vir	0.97600	28000.	110	14668	No
426	GOM_NL__2PRFIN20041219_202257_000000472033_00085_14668_7451.N1	19-DEC-2004 20:22:57	Dark	47.000	169	46Gam Hya	2.9910	4700.0	94	14668	No
427	GOM_NL__2PRFIN20041219_202500_000000402033_00085_14668_7452.N1	19-DEC-2004 20:25:00	Dark	40.000	81	Eta Cen	2.3560	28000.	80	14668	No
428	GOM_NL__2PRFIN20041219_202614_000000402033_00085_14668_7453.N1	19-DEC-2004 20:26:14	Dark	40.000	78	Alp Lup	2.3040	28000.	80	14668	No
429	GOM_NL__2PRFIN20041219_202944_000000412033_00085_14668_7454.N1	19-DEC-2004 20:29:44	Dark	41.000	4	Alp1Cen	-0.010000	5800.0	82	14668	No
430	GOM_NL__2PRFIN20041219_203147_000000422033_00086_14669_8263.N1	19-DEC-2004 20:31:47	Dark	42.000	20	Bet Cru	1.2530	30000.	84	14669	No
431	GOM_NL__2PRFIN20041219_203340_000000412033_00086_14669_8264.N1	19-DEC-2004 20:33:40	Dark	40.500	112	Alp Mus	2.6880	26000.	81	14669	No
432	GOM_NL__2PRFIN20041219_203753_000000412033_00086_14669_8265.N1	19-DEC-2004 20:37:53	Dark	40.500	159	Ups Car	2.9200	7200.0	81	14669	No
433	GOM_NL__2PRFIN20041219_203922_000000452033_00086_14669_8266.N1	19-DEC-2004 20:39:22	Dark	44.500	71	Iot Car	2.2460	7700.0	89	14669	No
434	GOM_NL__2PRFIN20041219_204112_000000432033_00086_14669_8267.N1	19-DEC-2004 20:41:12	Dark	43.000	41	Eps Car	1.8600	4100.0	86	14669	No
435	GOM_NL__2PRFIN20041219_204555_000000542033_00086_14669_8268.N1	19-DEC-2004 20:45:55	Dark	54.000	2	Alp Car	-0.73600	7000.0	108	14669	No
436	GOM_NL__2PRFIN20041219_204848_000000552033_00086_14669_8269.N1	19-DEC-2004 20:48:48	Dark	54.500	117	Pi Pup	2.7060	3800.0	109	14669	No
437	GOM_NL__2PRFIN20041219_205155_000000592033_00086_14669_8270.N1	19-DEC-2004 20:51:55	Straylight	59.000	23	21Eps CMa	1.5020	26000.	118	14669	No
438	GOM_NL__2PRFIN20041219_205337_000000582033_00086_14669_8271.N1	19-DEC-2004 20:53:37	Straylight	57.500	179	24Omi2CMa	3.0320	24000.	115	14669	No
439	GOM_NL__2PRFIN20041219_205630_000000632033_00086_14669_8272.N1	19-DEC-2004 20:56:30	Straylight	62.500	1	9Alp CMa	-1.4400	11000.	125	14669	No
440	GOM_NL__2PRFIN20041219_205939_000000522033_00086_14669_8273.N1	19-DEC-2004 20:59:39	Straylight	52.000	7	19Bet Ori	0.10000	14000.	104	14669	No
441	GOM_NL__2PRFIN20041219_210147_000000552033_00086_14669_8274.N1	19-DEC-2004 21:01:47	Straylight	54.500	30	46Eps Ori	1.6940	30000.	109	14669	No
442	GOM_NL__2PRFIN20041219_210446_000000592033_00086_14669_8275.N1	19-DEC-2004 21:04:46	Tw_i_and_stray	59.000	14	58Alp Ori	0.87000	3000.0	118	14669	No
443	GOM_NL__2PRFIN20041219_210657_000000492033_00086_14669_8276.N1	19-DEC-2004 21:06:57	Tw_i_and_stray	48.500	13	87Alp Tau	0.86700	3800.0	97	14669	No
444	GOM_NL__2PRFIN20041219_210916_000000382033_00086_14669_8277.N1	19-DEC-2004 21:09:16	Bright	38.000	146	25Eta Tau	2.8730	15200.	76	14669	No
445	GOM_NL__2PRFIN20041219_211120_000000402033_00086_14669_8278.N1	19-DEC-2004 21:11:20	Bright	40.000	150	44Zet Per	2.8900	28000.	80	14669	No
446	GOM_NL__2PRFIN20041219_211337_000000382033_00086_14669_8279.N1	19-DEC-2004 21:13:37	Bright	37.500	149	45Eps Per	2.8880	30000.	75	14669	No
447	GOM_NL__2PRFIN20041219_211551_000000372033_00086_14669_8280.N1	19-DEC-2004 21:15:51	Bright	37.000	175	39Del Per	3.0100	19400.	74	14669	No
448	GOM_NL__2PRFIN20041219_211744_000000362033_00086_14669_8281.N1	19-DEC-2004 21:17:44	Bright	36.000	160	23Gam Per	2.9300	4700.0	72	14669	No
449	GOM_NL__2PRFIN20041219_212108_000000382033_00086_14669_8282.N1	19-DEC-2004 21:21:08	Bright	37.500	110	37Del Cas	2.6780	8900.0	75	14669	No
450	GOM_NL__2PRFIN20041219_212730_000000362033_00086_14669_8283.N1	19-DEC-2004 21:27:30	Bright	36.000	49	1Alp UMi	1.9900	6300.0	72	14669	No
451	GOM_NL__2PRFIN20041219_213212_000000382033_00086_14669_8284.N1	19-DEC-2004 21:32:12	Bright	37.500	60	7Bet UMi	2.0810	3950.0	75	14669	No
452	GOM_NL__2PRFIN20041219_213536_000000392033_00086_14669_8285.N1	19-DEC-2004 21:35:36	Bright	39.000	119	14Eta Dra	2.7270	4700.0	78	14669	No
453	GOM_NL__2PRFIN20041219_213721_000000422033_00086_14669_8286.N1	19-DEC-2004 21:37:21	Bright	42.000	55	79Zet UMa	2.0600	10200.	84	14669	No
454	GOM_NL__2PRFIN20041219_213921_000000422033_00086_14669_8287.N1	19-DEC-2004 21:39:21	Bright	42.000	39	85Eta UMa	1.8540	24000.	84	14669	No
455	GOM_NL__2PRFIN20041219_214251_000000402033_00086_14669_8288.N1	19-DEC-2004 21:42:51	Bright	39.500	180	27Gam Boo	3.0400	8000.0	79	14669	No

456	GOM_NL__2PRFIN20041219_214610_000000402033_00086_14669_8289.N1	19-DEC-2004 21:46:10	Bright	39.500	83		2.3780	11000.	79	14669	No
457	GOM_NL__2PRFIN20041219_214939_000000552033_00086_14669_8290.N1	19-DEC-2004 21:49:39	Bright	55.000	111	8Eta Boo	2.6800	6000.0	110	14669	No
458	GOM_NL__2PRFIN20041219_215117_000000172033_00086_14669_8291.N1	19-DEC-2004 21:51:17	Twi_and_stray	16.500	102	24Alp Ser	2.6000	4250.0	33	14669	No
459	GOM_NL__2PRFIN20041219_215821_000000532033_00086_14669_8292.N1	19-DEC-2004 21:58:21	Dark	53.000	122	9Alp2Lib	2.7470	9700.0	106	14669	Yes
460	GOM_NL__2PRFIN20041219_220002_000000612033_00086_14669_8293.N1	19-DEC-2004 22:00:02	Twi_and_stray	60.500	15	67Alp Vir	0.97600	28000.	121	14669	No
461	GOM_NL__2PRFIN20041219_220333_000000472033_00086_14669_8294.N1	19-DEC-2004 22:03:33	Dark	47.000	169	46Gam Hya	2.9910	4700.0	94	14669	No
462	GOM_NL__2PRFIN20041219_220649_000000412033_00086_14669_8295.N1	19-DEC-2004 22:06:49	Dark	40.500	78	Alp Lup	2.3040	28000.	81	14669	No
463	GOM_NL__2PRFIN20041219_221019_000000522033_00086_14669_8296.N1	19-DEC-2004 22:10:19	Dark	52.000	4	Alp1Cen	-0.010000	5800.0	104	14669	No
464	GOM_NL__2PRFIN20041219_221330_000000532033_00087_14670_8263.N1	19-DEC-2004 22:13:30	Dark	53.000	12	Alp1Cru	0.77500	30000.	106	14670	No
465	GOM_NL__2PRFIN20041219_221828_000000452033_00087_14670_8264.N1	19-DEC-2004 22:18:28	Dark	44.500	159	Ups Car	2.9200	7200.0	89	14670	No
466	GOM_NL__2PRFIN20041219_221958_000000432033_00087_14670_8265.N1	19-DEC-2004 22:19:58	Dark	43.000	71	Iot Car	2.2460	7700.0	86	14670	No
467	GOM_NL__2PRFIN20041219_222148_000000472033_00087_14670_8266.N1	19-DEC-2004 22:21:48	Dark	47.000	41	Eps Car	1.8600	4100.0	94	14670	No
468	GOM_NL__2PRFIN20041219_222442_000000492033_00087_14670_8267.N1	19-DEC-2004 22:24:42	Dark	48.500	34	Gam2Vel	1.7930	23000.	97	14670	No
469	GOM_NL__2PRFIN20041219_222631_000000542033_00087_14670_8268.N1	19-DEC-2004 22:26:31	Dark	54.000	2	Alp Car	-0.73600	7000.0	108	14670	No
470	GOM_NL__2PRFIN20041219_222924_000000612033_00087_14670_8269.N1	19-DEC-2004 22:29:24	Dark	60.500	117	Pi Pup	2.7060	3800.0	121	14670	No
471	GOM_NL__2PRFIN20041219_223230_000000572033_00087_14670_8270.N1	19-DEC-2004 22:32:30	Straylight	57.000	23	21Eps CMa	1.5020	26000.	114	14670	No
472	GOM_NL__2PRFIN20041219_223413_000000552033_00087_14670_8271.N1	19-DEC-2004 22:34:13	Straylight	55.000	179	24Omi2CMa	3.0320	24000.	110	14670	No
473	GOM_NL__2PRFIN20041219_223706_000000672033_00087_14670_8272.N1	19-DEC-2004 22:37:06	Straylight	67.000	1	9Alp CMa	-1.4400	11000.	134	14670	No
474	GOM_NL__2PRFIN20041219_224018_000000502033_00087_14670_8273.N1	19-DEC-2004 22:40:18	Straylight	49.500	7	19Bet Ori	0.10000	14000.	99	14670	No
475	GOM_NL__2PRFIN20041219_224223_000000532033_00087_14670_8274.N1	19-DEC-2004 22:42:23	Straylight	53.000	30	46Eps Ori	1.6940	30000.	106	14670	No
476	GOM_NL__2PRFIN20041219_224521_000000632033_00087_14670_8275.N1	19-DEC-2004 22:45:21	Twi_and_stray	62.500	14	58Alp Ori	0.87000	3000.0	125	14670	No
477	GOM_NL__2PRFIN20041219_224733_000000502033_00087_14670_8276.N1	19-DEC-2004 22:47:33	Twi_and_stray	50.000	13	87Alp Tau	0.86700	3800.0	100	14670	No
478	GOM_NL__2PRFIN20041219_224953_000000372033_00087_14670_8277.N1	19-DEC-2004 22:49:53	Bright	36.500	146	25Eta Tau	2.8730	15200.	73	14670	No
479	GOM_NL__2PRFIN20041219_225158_000000392033_00087_14670_8278.N1	19-DEC-2004 22:51:58	Bright	39.000	150	44Zet Per	2.8900	28000.	78	14670	No
480	GOM_NL__2PRFIN20041219_225414_000000382033_00087_14670_8279.N1	19-DEC-2004 22:54:14	Bright	38.000	149	45Eps Per	2.8880	30000.	76	14670	No
481	GOM_NL__2PRFIN20041219_225627_000000362033_00087_14670_8280.N1	19-DEC-2004 22:56:27	Bright	36.000	175	39Del Per	3.0100	19400.	72	14670	No
482	GOM_NL__2PRFIN20041219_225819_000000382033_00087_14670_8281.N1	19-DEC-2004 22:58:19	Bright	38.000	160	23Gam Per	2.9300	4700.0	76	14670	No
483	GOM_NL__2PRFIN20041219_230144_000000382033_00087_14670_8282.N1	19-DEC-2004 23:01:44	Bright	38.000	110	37Del Cas	2.6780	8900.0	76	14670	No
484	GOM_NL__2PRFIN20041219_230807_000000382033_00087_14670_8283.N1	19-DEC-2004 23:08:07	Bright	38.000	49	1Alp UMi	1.9900	6300.0	76	14670	No
485	GOM_NL__2PRFIN20041219_231247_000000392033_00087_14670_8284.N1	19-DEC-2004 23:12:47	Bright	38.500	60	7Bet UMi	2.0810	3950.0	77	14670	No
486	GOM_NL__2PRFIN20041219_231612_000000392033_00087_14670_8285.N1	19-DEC-2004 23:16:12	Bright	39.000	119	14Eta Dra	2.7270	4700.0	78	14670	No
487	GOM_NL__2PRFIN20041219_231757_000000612033_00087_14670_8286.N1	19-DEC-2004 23:17:57	Bright	61.000	55	79Zet UMa	2.0600	10200.	122	14670	No
488	GOM_NL__2PRFIN20041219_231957_000000602033_00087_14670_8287.N1	19-DEC-2004 23:19:57	Bright	60.000	39	85Eta UMa	1.8540	24000.	120	14670	No
489	GOM_NL__2PRFIN20041219_232327_000000412033_00087_14670_8288.N1	19-DEC-2004 23:23:27	Bright	40.500	180	27Gam Boo	3.0400	8000.0	81	14670	No
490	GOM_NL__2PRFIN20041219_232646_000000402033_00087_14670_8289.N1	19-DEC-2004 23:26:46	Bright	40.000	83		2.3780	11000.	80	14670	No
491	GOM_NL__2PRFIN20041219_233015_000000632033_00087_14670_8290.N1	19-DEC-2004 23:30:15	Bright	63.000	111	8Eta Boo	2.6800	6000.0	126	14670	No
492	GOM_NL__2PRFIN20041219_233154_000000092033_00087_14670_8291.N1	19-DEC-2004 23:31:54	Straylight	9.0000	102	24Alp Ser	2.6000	4250.0	18	14670	No
493	GOM_NL__2PRFIN20041219_234039_000000522033_00087_14670_8292.N1	19-DEC-2004 23:40:39	Twi_and_stray	51.500	15	67Alp Vir	0.97600	28000.	103	14670	No
494	GOM_NL__2PRFIN20041219_234410_000000502033_00087_14670_8293.N1	19-DEC-2004 23:44:10	Dark	49.500	169	46Gam Hya	2.9910	4700.0	99	14670	No
495	GOM_NL__2PRFIN20041219_234612_000000402033_00087_14670_8294.N1	19-DEC-2004 23:46:12	Dark	39.500	81	Eta Cen	2.3560	28000.	79	14670	No
496	GOM_NL__2PRFIN20041219_234725_000000402033_00087_14670_8295.N1	19-DEC-2004 23:47:25	Dark	39.500	78	Alp Lup	2.3040	28000.	79	14670	No
497	GOM_NL__2PRFIN20041219_235055_000000472033_00087_14670_8296.N1	19-DEC-2004 23:50:55	Dark	47.000	4	Alp1Cen	-0.010000	5800.0	94	14670	No
498	GOM_NL__2PRFIN20041219_235409_000000532033_00088_14671_8263.N1	19-DEC-2004 23:54:09	Dark	52.500	12	Alp1Cru	0.77500	30000.	105	14671	No
499	GOM_NL__2PRFIN20041219_235906_000000412033_00088_14671_8264.N1	19-DEC-2004 23:59:06	Dark	40.500	159	Ups Car	2.9200	7200.0	81	14671	No

### 3. Quality information per product

In this section it is plotted some information contained in the Quality Summary data set of the level 2 products. Only products in dark limb conditions and without errors (error flag in the MPH set to "0") are used.

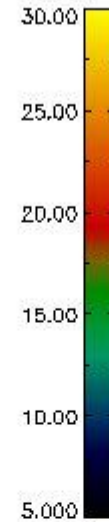
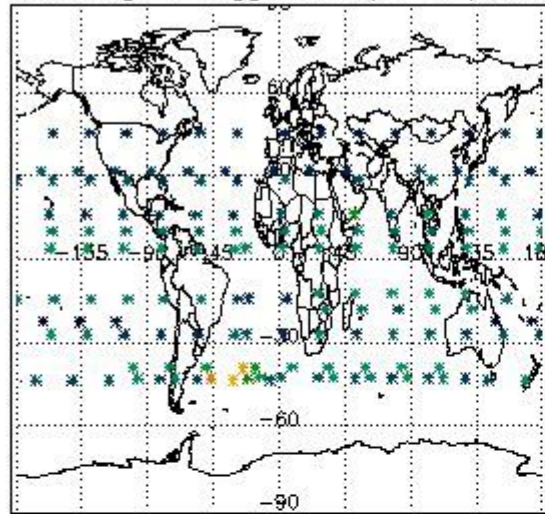
#### 3.1 Plot quality information per product (time dependant)



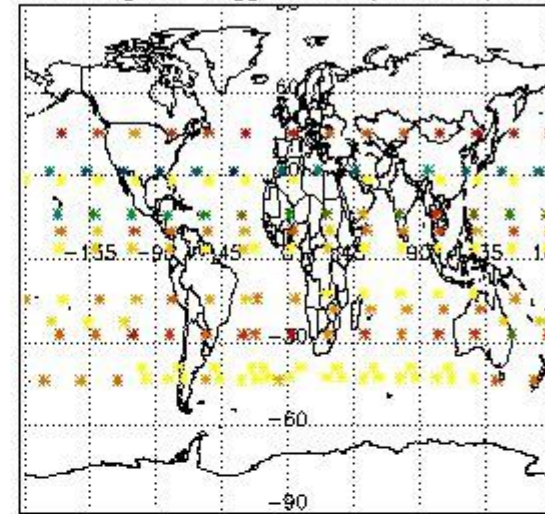
3.2 Plot quality information per product (world map)



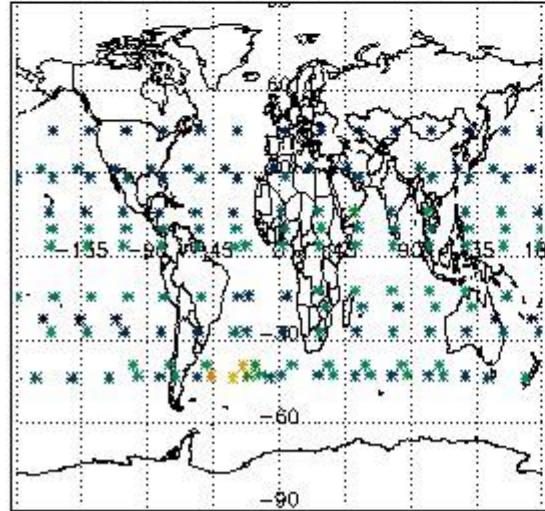
Percentage of flagged data per O3 profile



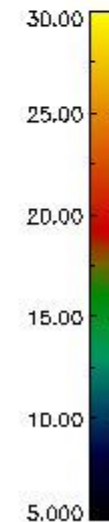
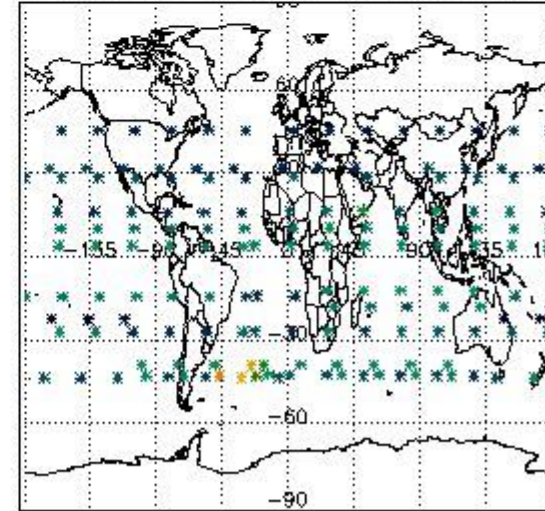
Percentage of flagged data per H2O profile



Percentage of flagged data per NO2 profile



Percentage of flagged data per NO3 profile

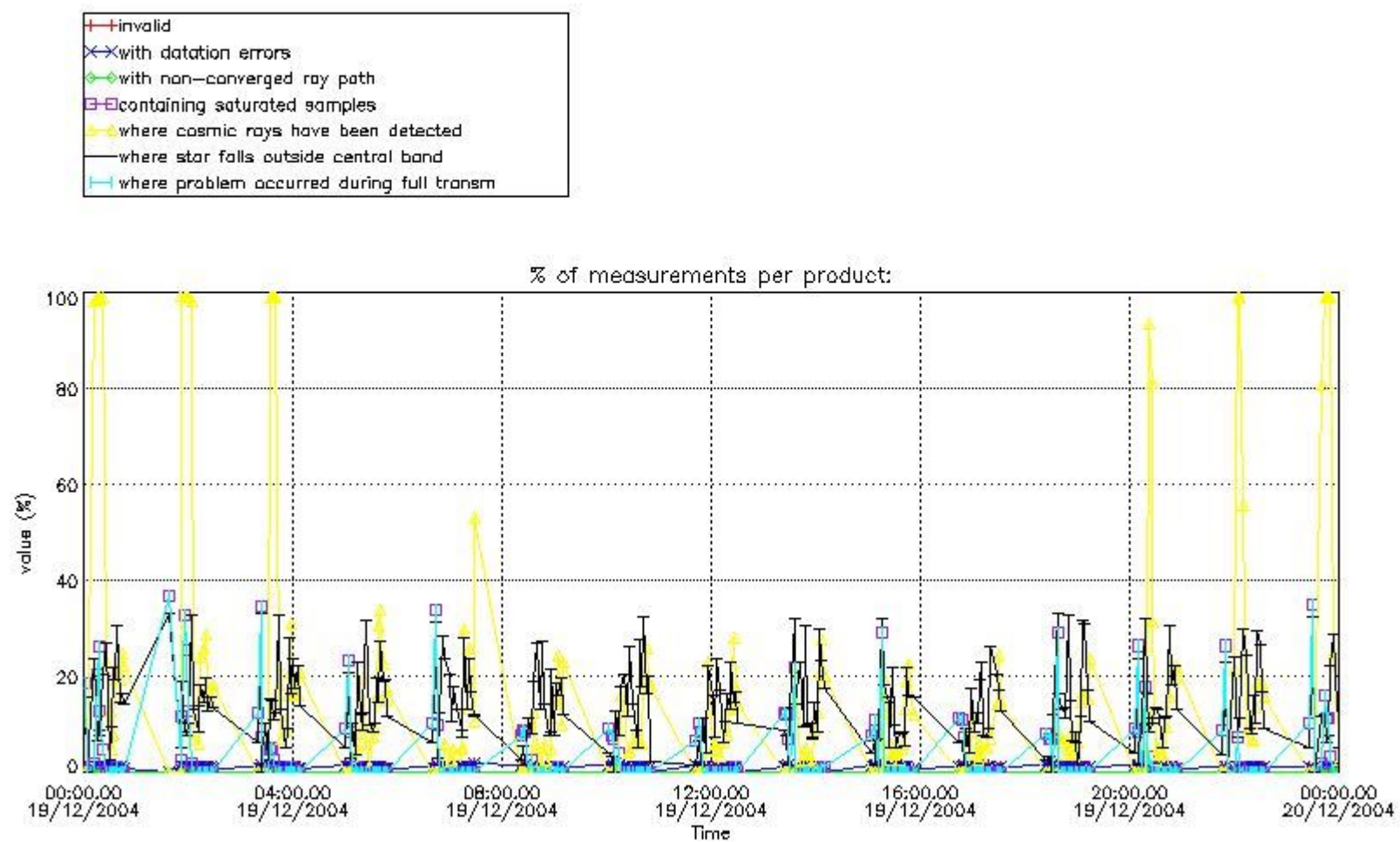


#### 4. Level 1 quality information per product

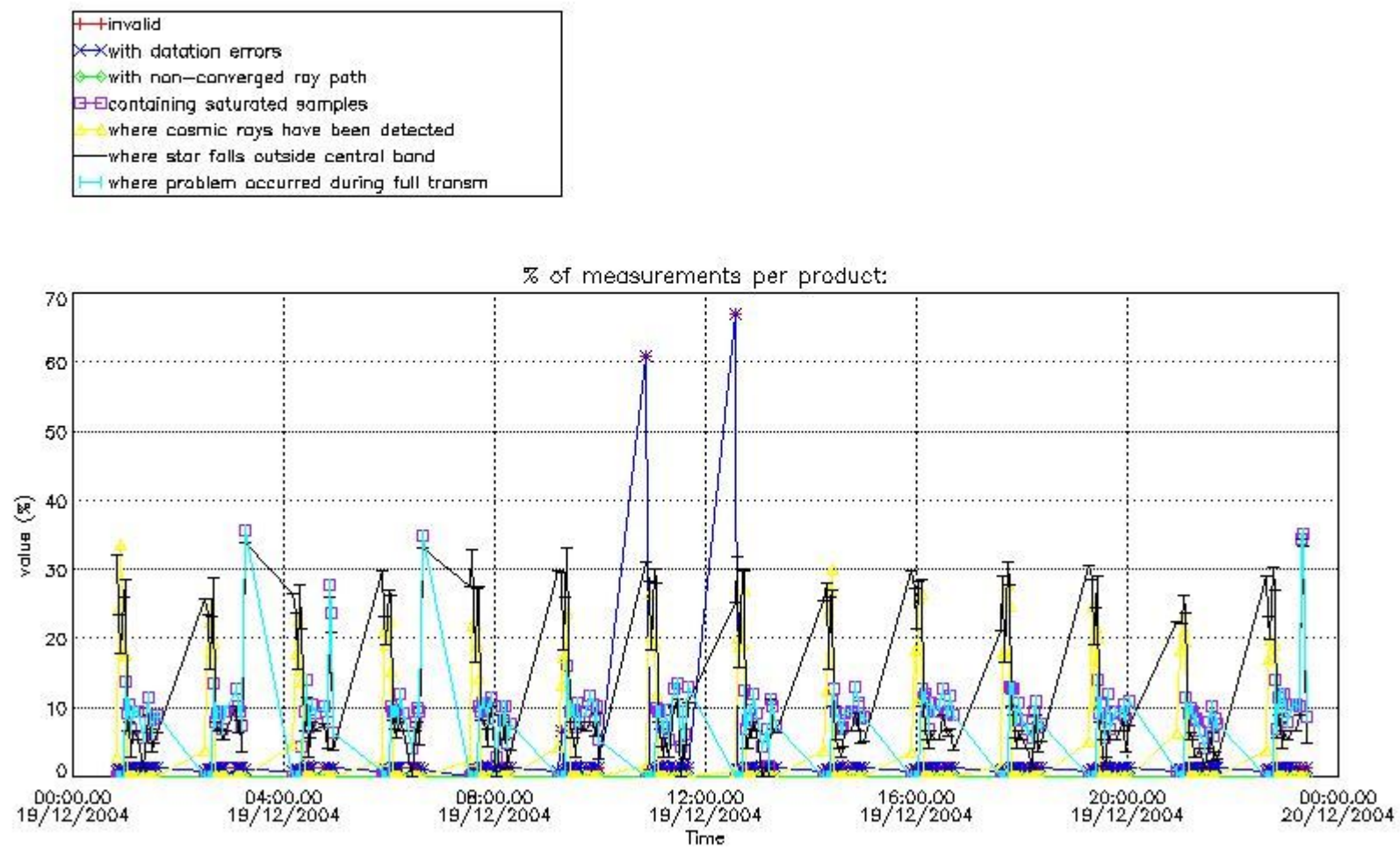
In this section it is plotted some information contained in the Quality Summary data set of the level 2 products that comes from the level 1b processing. Products without errors (error flag in the MPH set to "0") are used.

##### 4.1 Plot quality information per product (time dependant) coming from level 1b processing

##### 4.1.1 Plot level 1 quality information per product (time dependant): ENVISAT ASCENDING passes



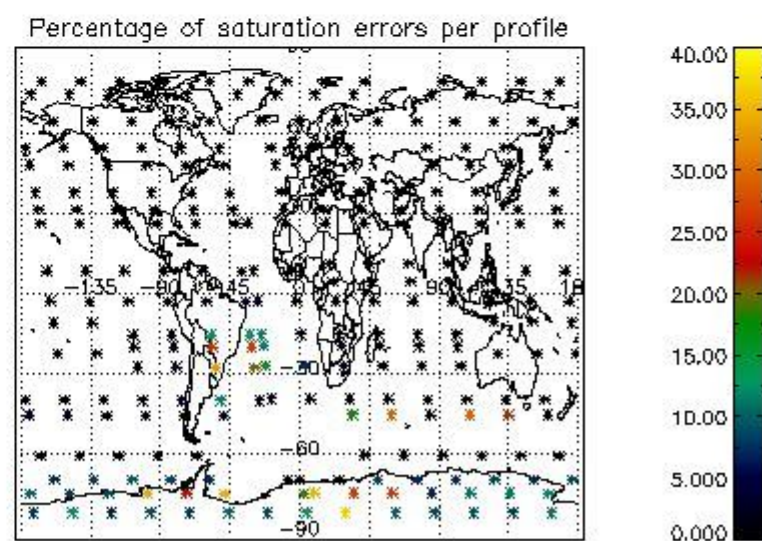
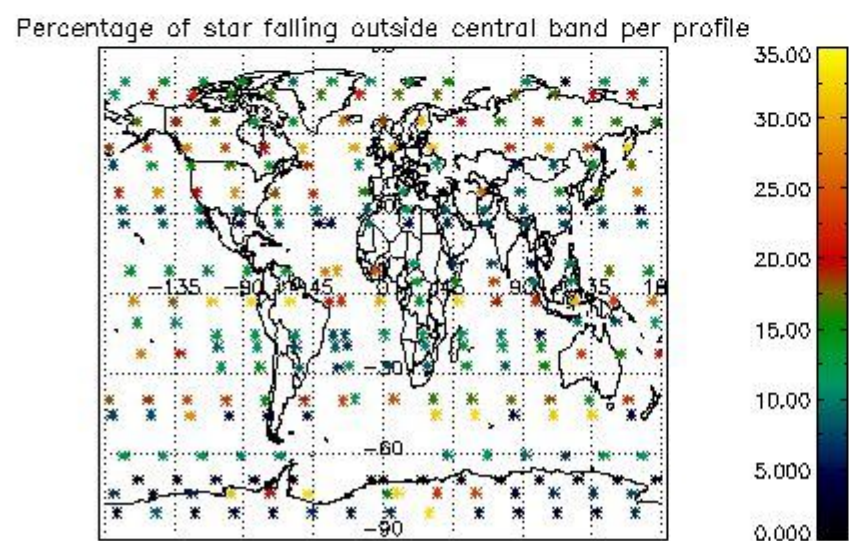
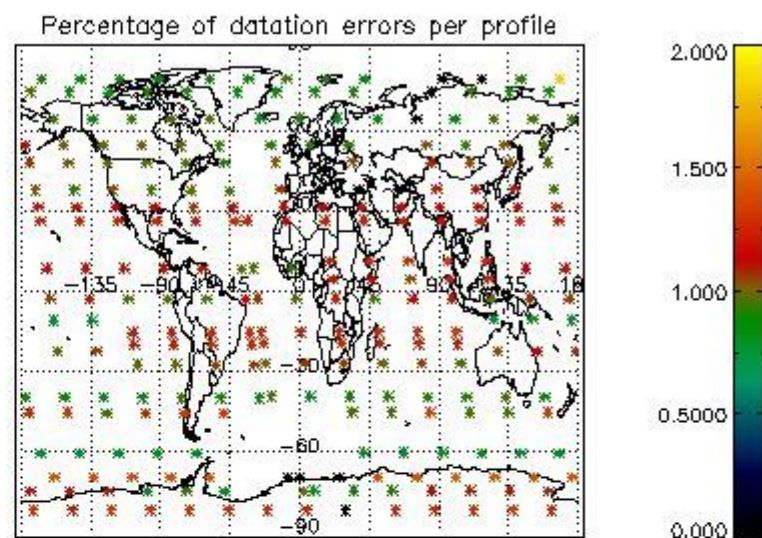
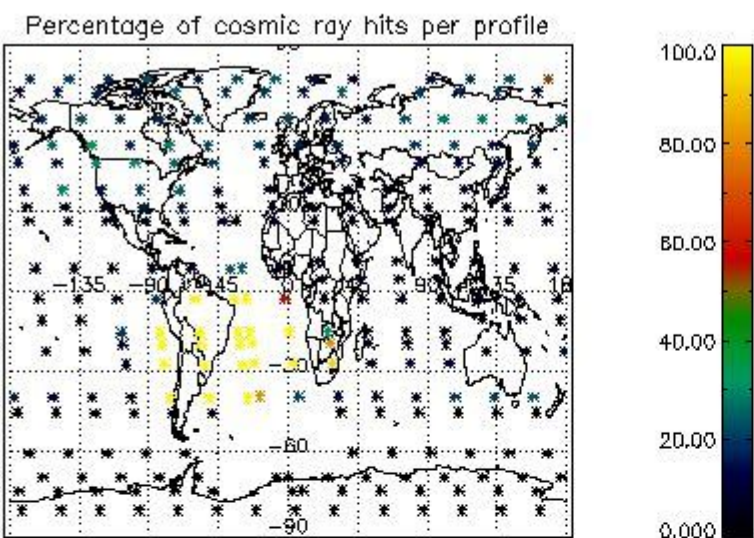
4.1.2 Plot level 1 quality information per product (time dependant): ENVI SAT DESCENDING passes



4.2 Plot quality information per product coming from level 1b processing (world map)

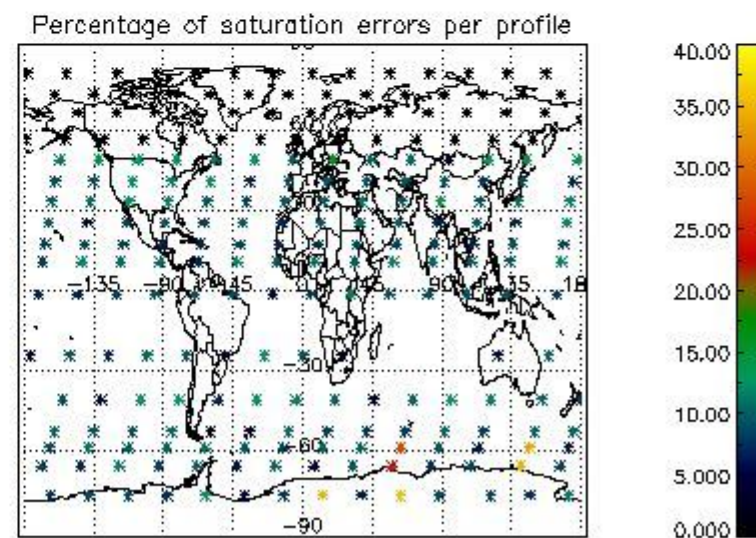
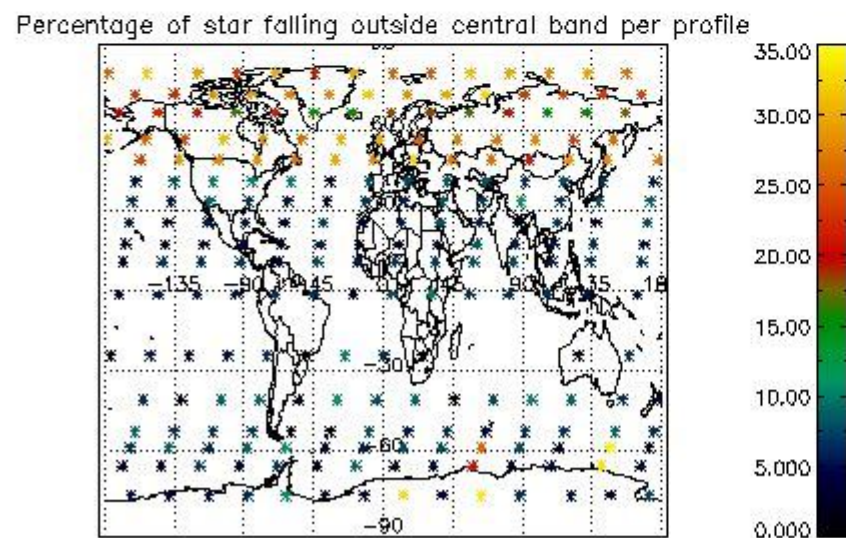
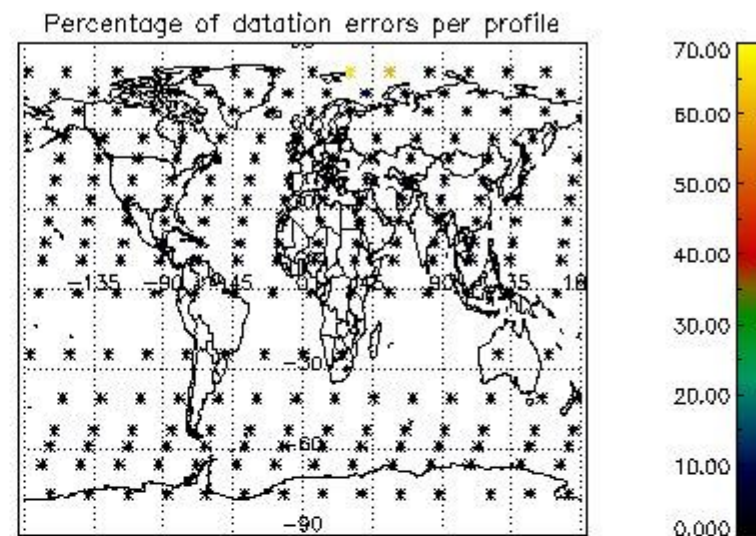
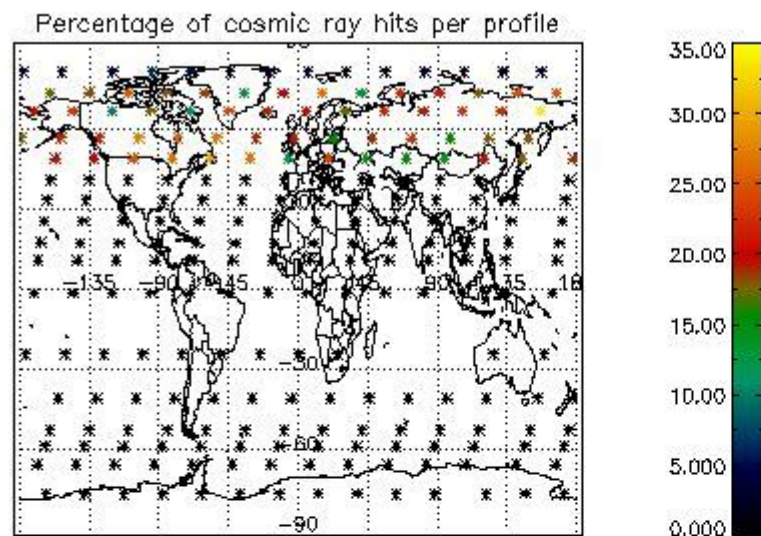
4.2.1 Plot level 1 quality information per product (world map): ENVISAT ASCENDING passes





4.2.2 Plot level 1 quality information per product (world map): ENVISAT DESCENDING passes





## 5. Trace gas profiles

### 5.1 Ozone statistics based on quality of products

The final quality of the products can be "measured" using the STD (Standard Deviation) attached to every point profile. This information is written to the parameter GOM\_NL\_\_2P/NL\_LOCAL\_SPECIES\_DENSITY/o3\_std of the level 2 products. The table below shows the statistics for given STD ranges.

The statistics are given with respect to the overall valid production:

- Products without fatal errors: GOM\_NL\_\_2P/MPH/PRODUCT\_ERR=0
- Valid point profile: GOM\_NL\_\_2P/NL\_LOCAL\_SPECIES\_DENSITY/pcd(0)=0

The 'Criteria' is applied to valid points of dark limb products:

- Products in dark limb illumination condition: GOM\_NL\_\_2P/NL\_SUMMARY\_QUALITY/obs\_ill\_cond=0
- Products without fatal errors: GOM\_NL\_\_2P/MPH/PRODUCT\_ERR=0
- Valid point profile: GOM\_NL\_\_2P/NL\_LOCAL\_SPECIES\_DENSITY/pcd(0)=0

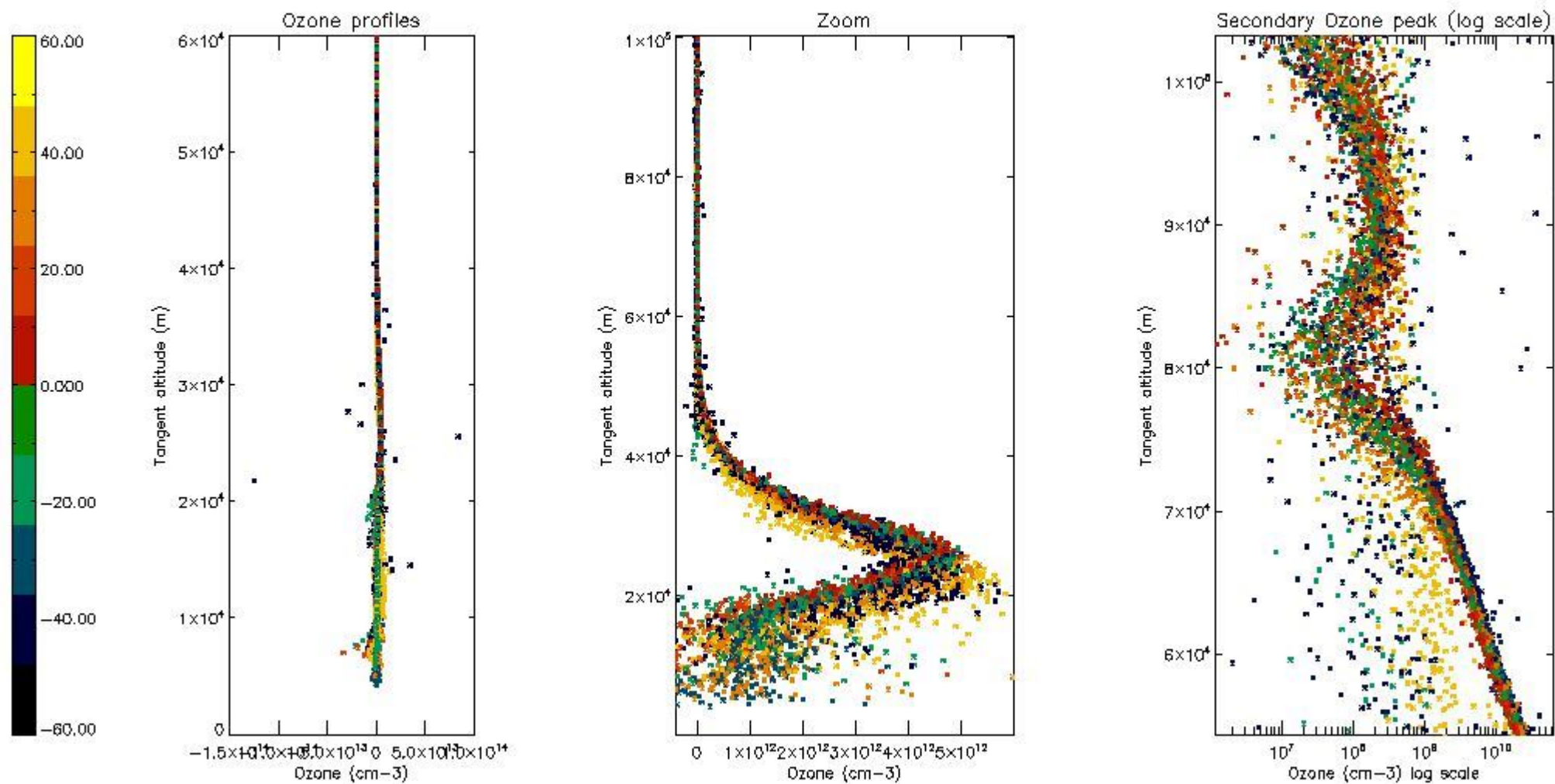
So, the table below shows the percentage of dark limb and valid observations for each criteria with respect to the overall valid daily observations.

Criteria	% of total production
All STD	33
STD < 20	17

STD < 10	13
STD < 5	8

5.2 Plot ozone profiles for all STD (dark without errors)

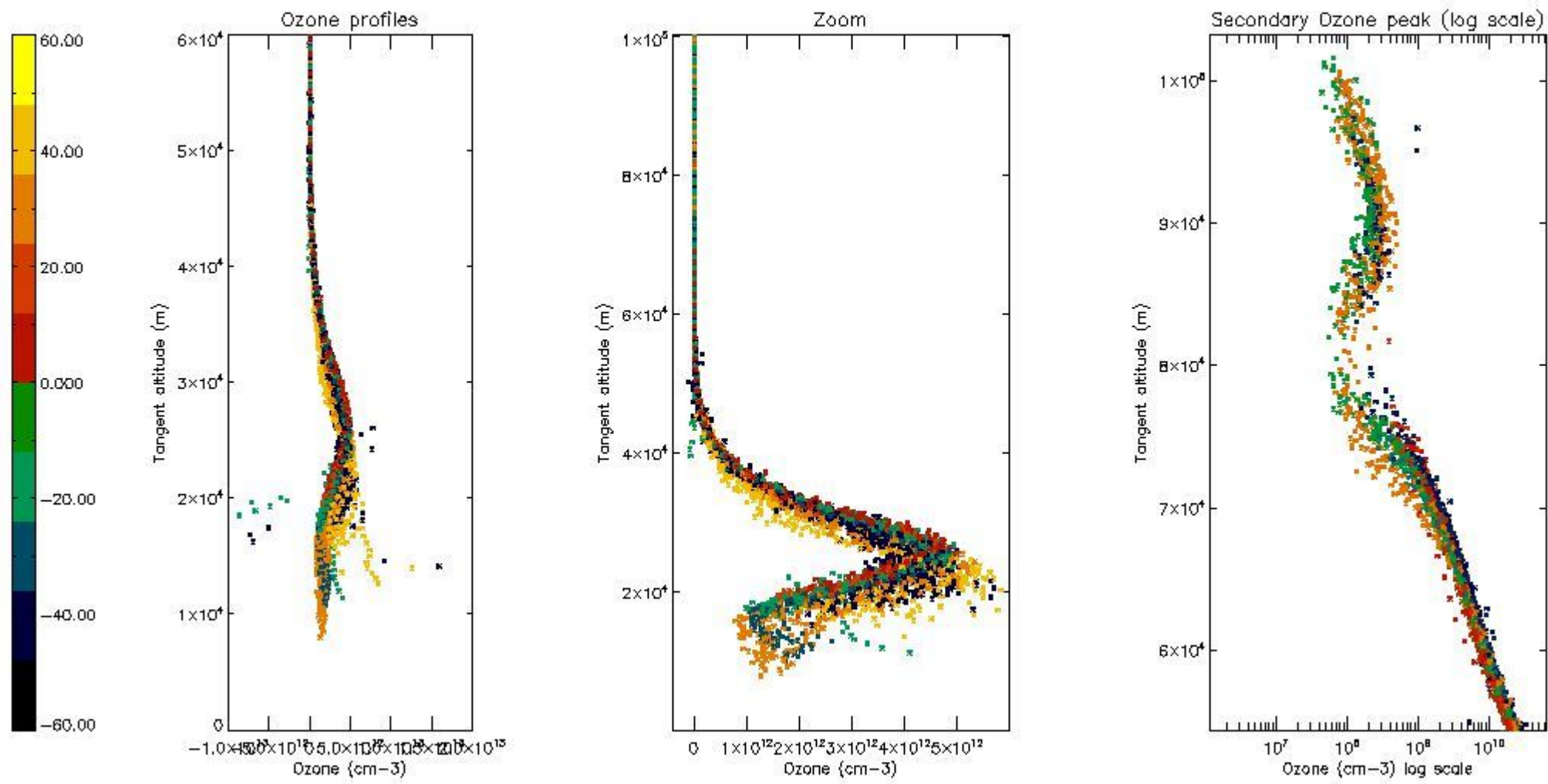
The colorbar represents the latitude.



5.3 Plot ozone profiles where STD < 20% (dark without errors)

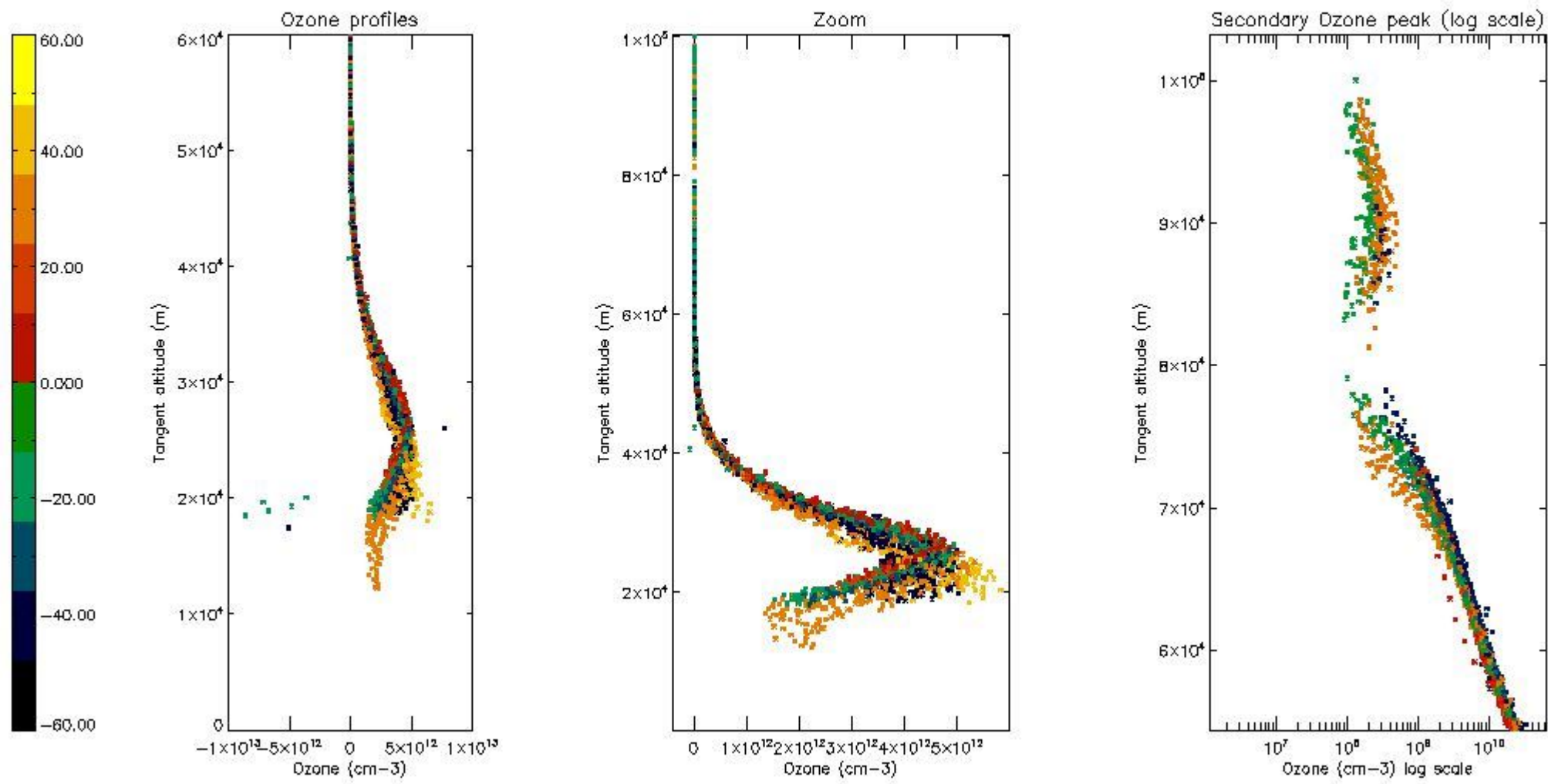
The colorbar represents the latitude.





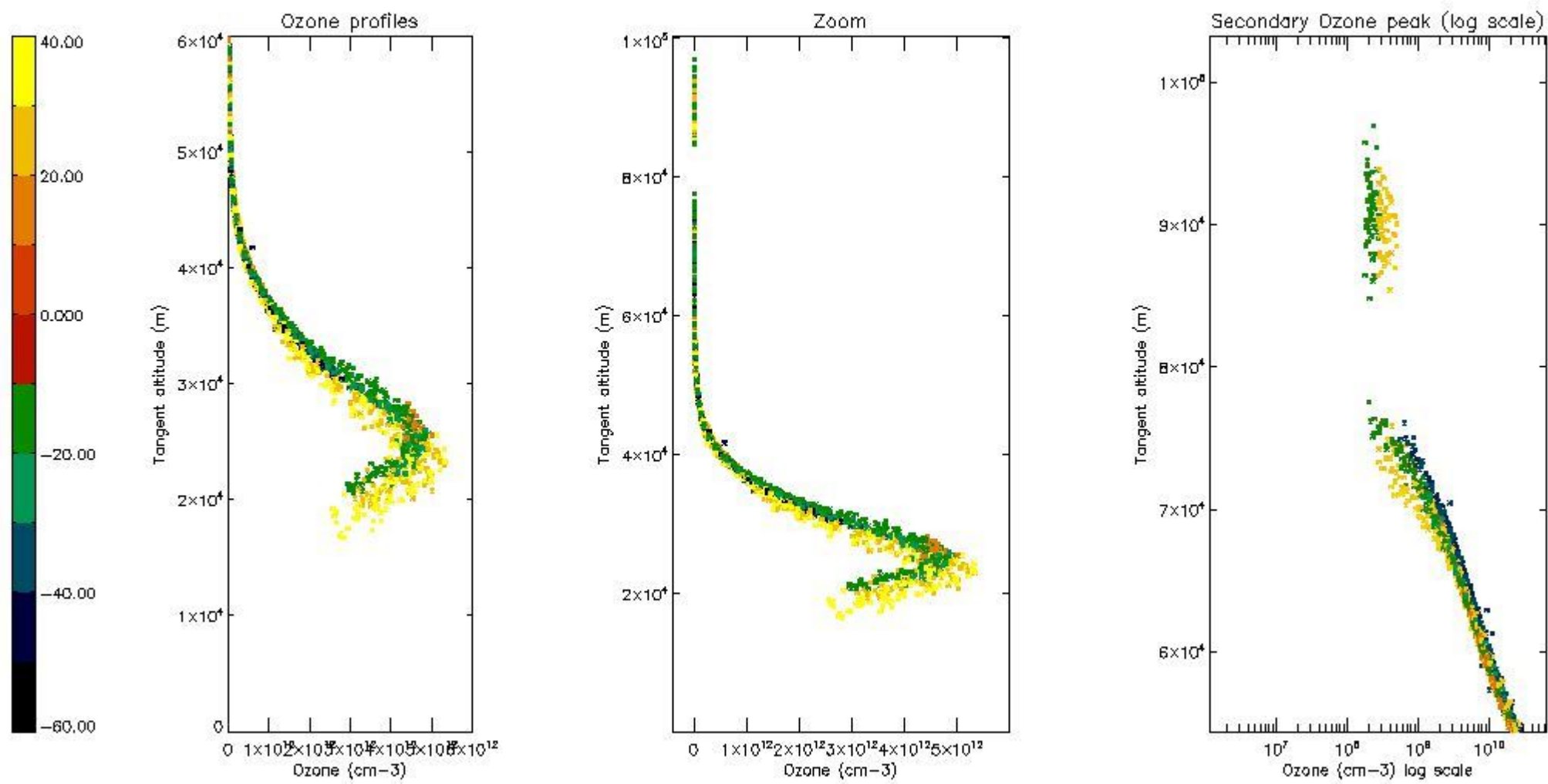
*5.4 Plot ozone profiles where STD < 10% (dark without errors)*

The colorbar represents the latitude.



*5.5 Plot ozone profiles where STD < 5% (dark without errors)*

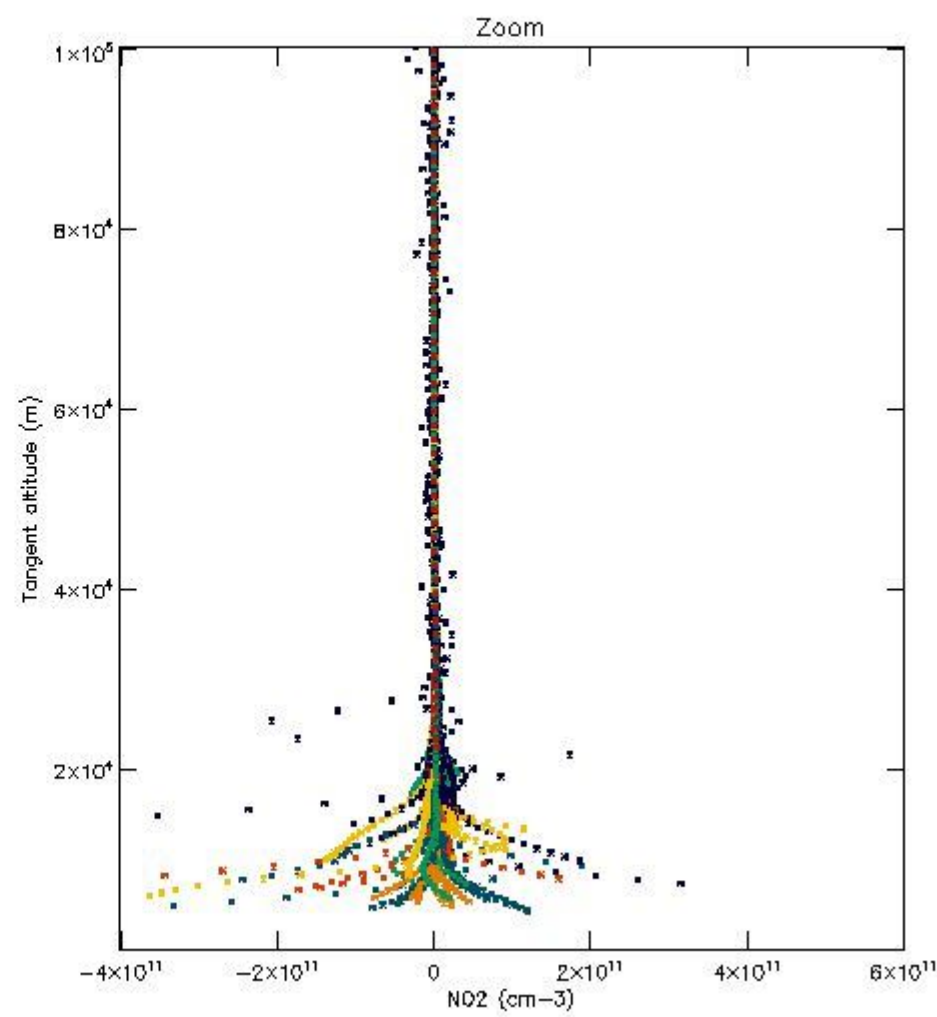
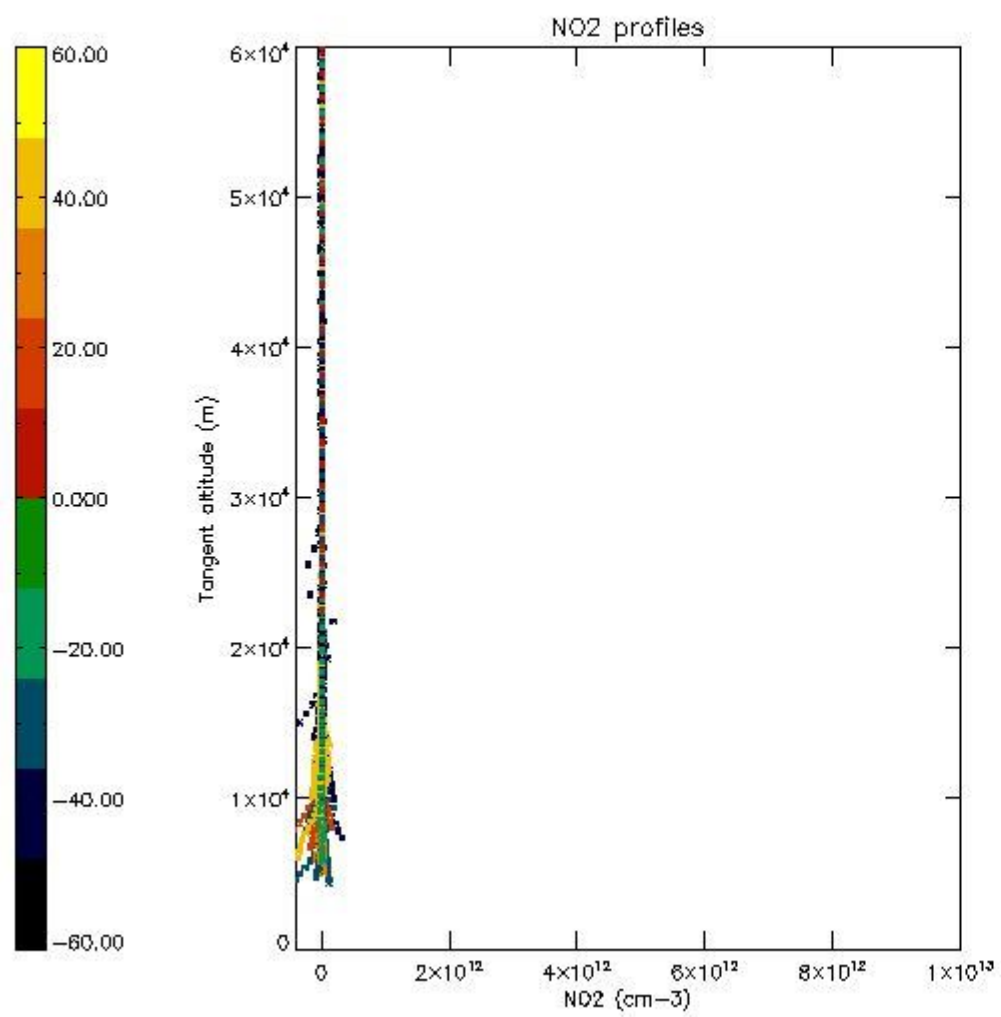
The colorbar represents the latitude.



*5.6 Plot NO<sub>2</sub> profiles for all STD (dark without errors)*

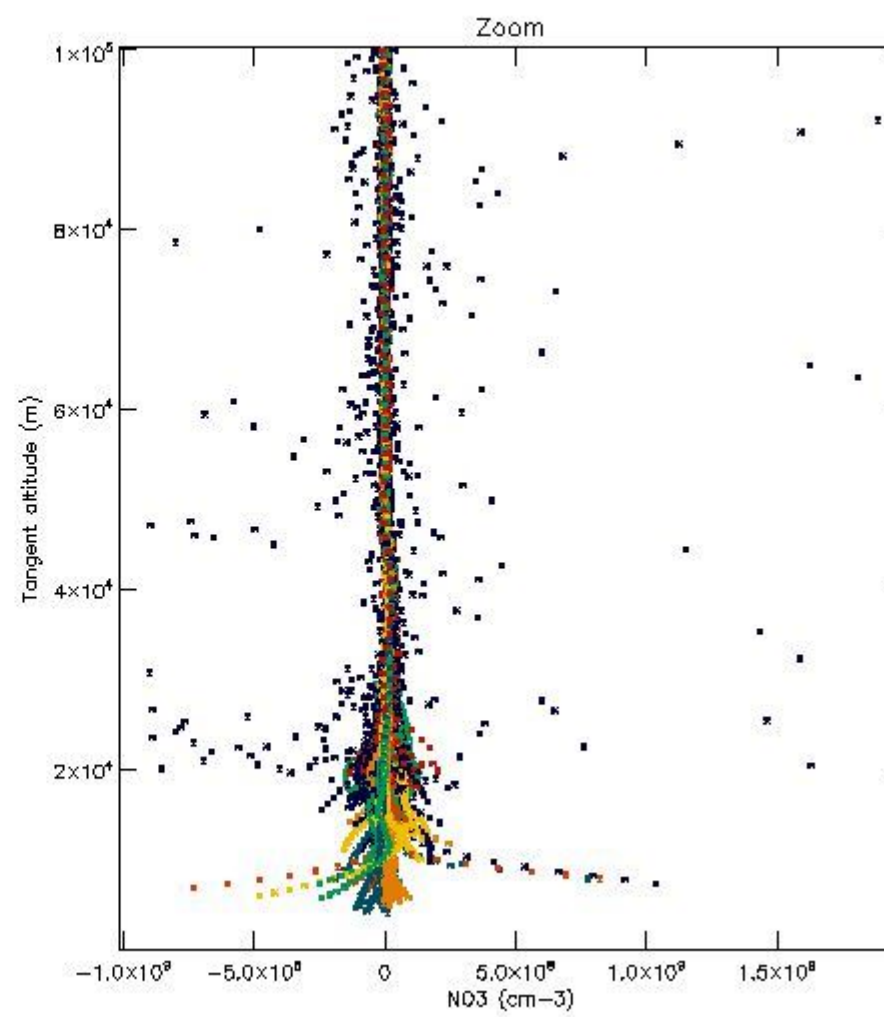
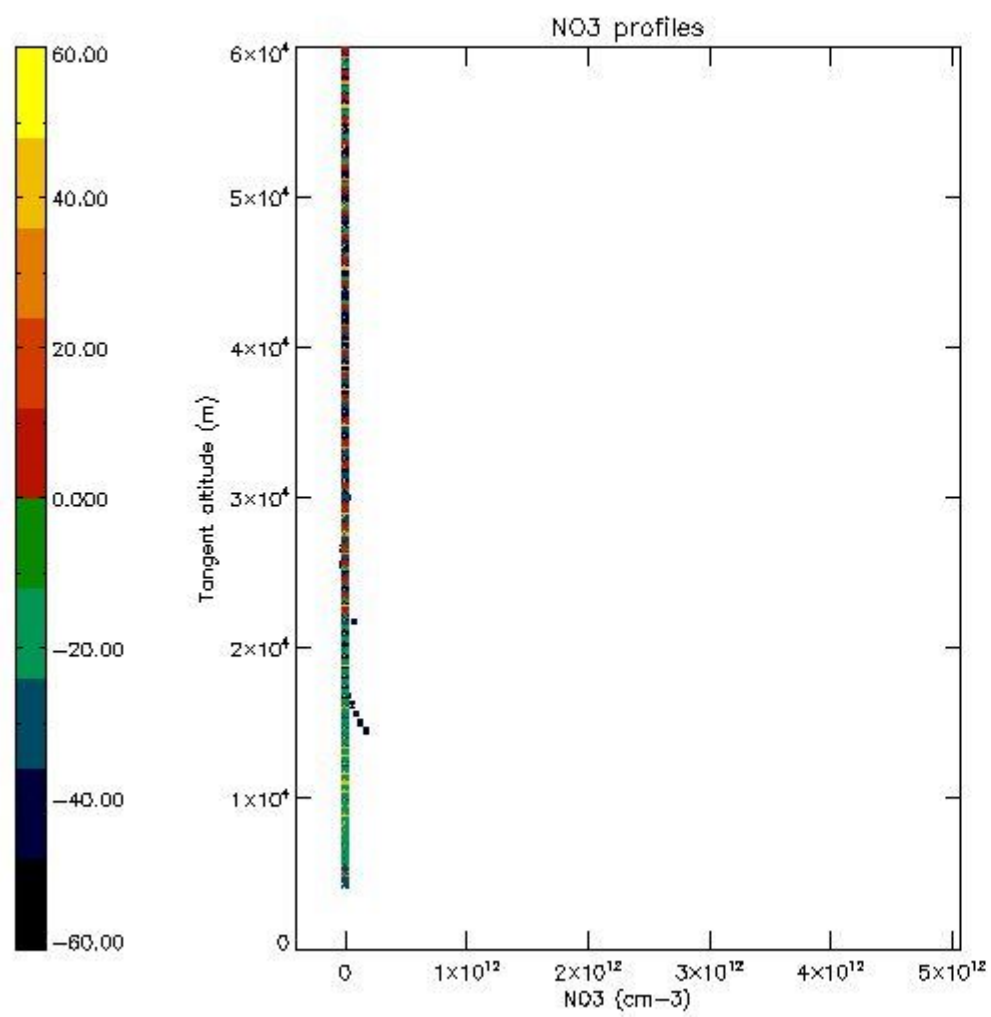
The colorbar represents the latitude.





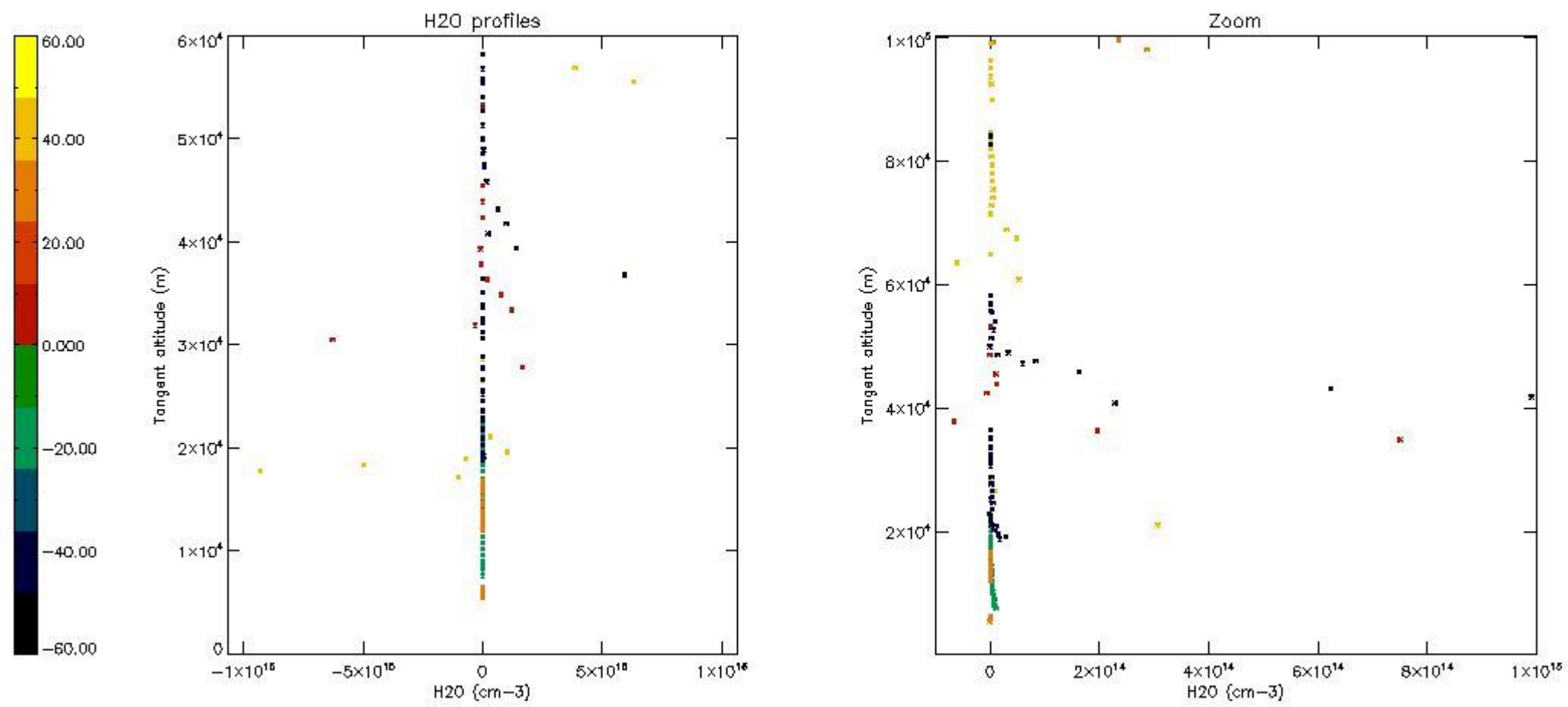
*5.7 Plot NO3 profiles for all STD (dark without errors)*

The colorbar represents the latitude.



*5.8 Plot H2O profiles for all STD (only for occultations of stars 1,2,3,4,13,14,16,26,63 dark without errors)*

The colorbar represents the latitude.



## 6. Auxiliary Data Files used for the production reported in section 2

The number reported in the third column indicates since which file (see list in section 2) the corresponding auxiliary file has been used. The fourth column is the date of those product files.

Type	Auxiliary Filename	Used since product	Used since product date
INST_PHYS_CHARACTERISTICS	GOM_INS_AXVIEC20091111_143220_20030716_120000_20500101_000000	1	19-DEC-2004 00:01:46
LEVEL-2_PROC_CONFIG	GOM_PR2_AXVIEC20091111_152718_20020301_000000_20500101_000000	1	19-DEC-2004 00:01:46
CROSS_SECTIONS_FILE	GOM_CRS_AXVIEC20091111_154832_20020301_000000_20500101_000000	1	19-DEC-2004 00:01:46

# GOMOS Level 2 Daily Report

## SUMMARY

### [1. General Info](#)

### [2. Summary of processed GOM\\_NL\\_2P products](#)

### [3. Level 2 Quality information per product](#)

#### [3.1 Plot of level 2 quality information per product \(time dependant\)](#)

#### [3.2 Plot of level 2 quality information per product \(world map\)](#)

### [4. Level 1 Quality information per product \(stored on level 2 products\)](#)

#### [4.1 Plot of level 1 quality information per product \(time dependant\)](#)

##### [4.1.1 Plot of level 1 quality information per product \(time dependant\): ASCENDING](#)

##### [4.1.2 Plot of level 1 quality information per product \(time dependant\): DESCENDING](#)

#### [4.2 Plot of level 1 quality information per product \(world map\)](#)

##### [4.2.1 Plot of level 1 quality information per product \(world map\): ASCENDING](#)

##### [4.2.2 Plot of level 1 quality information per product \(world map\): DESCENDING](#)

### [5. Ozone profiles based on quality statistics and other trace gas profiles](#)

#### [5.1 Ozone statistics based on quality of products](#)

#### [5.2 Plot ozone profiles for all STD \(dark without errors\)](#)

#### [5.3 Plot ozone profiles where STD < 20% \(dark without errors\)](#)

#### [5.4. Plot ozone profiles where STD < 10% \(dark without errors\)](#)

#### [5.5. Plot ozone profiles where STD < 5% \(dark without errors\)](#)

#### [5.6 Plot NO2 profiles for all STD \(dark without errors\)](#)

#### [5.7 Plot NO3 profiles for all STD \(dark without errors\)](#)

#### [5.8 Plot H2O profiles \(only for occultations of stars 1,2,3,4,13,14,16,26,63 dark without errors\) for all STD](#)

### [6. Auxiliary Data Files used for the production reported in section 2](#)



This report presents the daily analysis on parameters extracted from GOMOS level 2 data (GOM\_NL\_\_2P). It is intended to monitor some important parameters that will impact the quality of these products. A list of level 2 products (and content) that have arrived during the reporting day to the PCF is also given.

Item	Value
Time of report generation	22APR2013 10:28:24
Data source version	GOMOS/6.01
Start time of products	19-12-2004 (19DEC2004 00:00:00)
Stop time of products	20-12-2004 (20DEC2004 00:00:00)
Store outputs in DB	Yes
Nb of level 2 prods	499
Nb of prods with errors	2

## 2. Summary of processed GOM\_NL\_\_2P products.

Nr	Filename	UTC Start time	Limb	Duration	Star Id	Star Name	Star Mag	Star Temp	Nb Meas	Orbit	Prod. error
1	GOM_NL__2PRFIN20041219_000146_000000512033_00073_14656_8253.N1	19-DEC-2004 00:01:46	Bright	51.000	111	8Eta Boo	2.6800	6000.0	102	14656	No
2	GOM_NL__2PRFIN20041219_000328_000000052033_00073_14656_8254.N1	19-DEC-2004 00:03:28	Straylight	5.0000	102	24Alp Ser	2.6000	4250.0	10	14656	No
3	GOM_NL__2PRFIN20041219_001205_000000592033_00073_14656_8255.N1	19-DEC-2004 00:12:05	Twi_and_stray	59.000	15	67Alp Vir	0.97600	28000.	118	14656	No
4	GOM_NL__2PRFIN20041219_001534_000000472033_00073_14656_8256.N1	19-DEC-2004 00:15:34	Dark	47.000	169	46Gam Hya	2.9910	4700.0	94	14656	No
5	GOM_NL__2PRFIN20041219_001744_000000402033_00073_14656_8257.N1	19-DEC-2004 00:17:44	Dark	40.000	81	Eta Cen	2.3560	28000.	80	14656	No
6	GOM_NL__2PRFIN20041219_001859_000000392033_00073_14656_8258.N1	19-DEC-2004 00:18:59	Dark	39.000	78	Alp Lup	2.3040	28000.	78	14656	No
7	GOM_NL__2PRFIN20041219_002231_000000442033_00073_14656_8259.N1	19-DEC-2004 00:22:31	Dark	44.000	4	Alp1Cen	-0.010000	5800.0	88	14656	No
8	GOM_NL__2PRFIN20041219_002539_000000512033_00074_14657_8226.N1	19-DEC-2004 00:25:39	Dark	50.500	12	Alp1Cru	0.77500	30000.	101	14657	No
9	GOM_NL__2PRFIN20041219_003037_000000392033_00074_14657_8227.N1	19-DEC-2004 00:30:37	Dark	39.000	159	Ups Car	2.9200	7200.0	78	14657	No
10	GOM_NL__2PRFIN20041219_003203_000000432033_00074_14657_8228.N1	19-DEC-2004 00:32:03	Dark	43.000	71	Iot Car	2.2460	7700.0	86	14657	No
11	GOM_NL__2PRFIN20041219_003352_000000532033_00074_14657_8229.N1	19-DEC-2004 00:33:52	Dark	53.000	41	Eps Car	1.8600	4100.0	106	14657	No
12	GOM_NL__2PRFIN20041219_003646_000000542033_00074_14657_8230.N1	19-DEC-2004 00:36:46	Dark	54.000	34	Gam2Vel	1.7930	23000.	108	14657	No
13	GOM_NL__2PRFIN20041219_003839_000000542033_00074_14657_8231.N1	19-DEC-2004 00:38:39	Dark	54.000	2	Alp Car	-0.73600	7000.0	108	14657	No
14	GOM_NL__2PRFIN20041219_004130_000000522033_00074_14657_8232.N1	19-DEC-2004 00:41:30	Dark	52.000	117	Pi Pup	2.7060	3800.0	104	14657	No
15	GOM_NL__2PRFIN20041219_004440_000000552033_00074_14657_8233.N1	19-DEC-2004 00:44:40	Straylight	54.500	23	21Eps CMa	1.5020	26000.	109	14657	No
16	GOM_NL__2PRFIN20041219_004624_000000562033_00074_14657_8234.N1	19-DEC-2004 00:46:24	Straylight	56.000	179	24Omi2CMa	3.0320	24000.	112	14657	No
17	GOM_NL__2PRFIN20041219_004919_000000702033_00074_14657_8235.N1	19-DEC-2004 00:49:19	Straylight	70.000	1	9Alp CMa	-1.4400	11000.	140	14657	No
18	GOM_NL__2PRFIN20041219_005230_000000512033_00074_14657_8236.N1	19-DEC-2004 00:52:30	Straylight	51.000	7	19Bet Ori	0.10000	14000.	102	14657	No
19	GOM_NL__2PRFIN20041219_005438_000000512033_00074_14657_8237.N1	19-DEC-2004 00:54:38	Straylight	50.500	30	46Eps Ori	1.6940	30000.	101	14657	No
20	GOM_NL__2PRFIN20041219_005739_000000582033_00074_14657_8238.N1	19-DEC-2004 00:57:39	Twi_and_stray	58.000	14	58Alp Ori	0.87000	3000.0	116	14657	No
21	GOM_NL__2PRFIN20041219_005946_000000512033_00074_14657_8239.N1	19-DEC-2004 00:59:46	Twi_and_stray	51.000	13	87Alp Tau	0.86700	3800.0	102	14657	No
22	GOM_NL__2PRFIN20041219_010203_000000392033_00074_14657_8240.N1	19-DEC-2004 01:02:03	Bright	38.500	146	25Eta Tau	2.8730	15200.	77	14657	No
23	GOM_NL__2PRFIN20041219_010411_000000382033_00074_14657_8241.N1	19-DEC-2004 01:04:11	Bright	38.000	150	44Zet Per	2.8900	28000.	76	14657	No
24	GOM_NL__2PRFIN20041219_010626_000000362033_00074_14657_8242.N1	19-DEC-2004 01:06:26	Bright	36.000	149	45Eps Per	2.8880	30000.	72	14657	No
25	GOM_NL__2PRFIN20041219_010839_000000382033_00074_14657_8243.N1	19-DEC-2004 01:08:39	Bright	37.500	175	39Del Per	3.0100	19400.	75	14657	No
26	GOM_NL__2PRFIN20041219_011030_000000382033_00074_14657_8244.N1	19-DEC-2004 01:10:30	Bright	37.500	160	23Gam Per	2.9300	4700.0	75	14657	No
27	GOM_NL__2PRFIN20041219_011353_000000382033_00074_14657_8245.N1	19-DEC-2004 01:13:53	Bright	37.500	110	37Del Cas	2.6780	8900.0	75	14657	No
28	GOM_NL__2PRFIN20041219_012020_000000372033_00074_14657_8246.N1	19-DEC-2004 01:20:20	Bright	36.500	49	1Alp UMi	1.9900	6300.0	73	14657	No
29	GOM_NL__2PRFIN20041219_012501_000000392033_00074_14657_8247.N1	19-DEC-2004 01:25:01	Bright	39.000	60	7Bet UMi	2.0810	3950.0	78	14657	No
30	GOM_NL__2PRFIN20041219_012824_000000372033_00074_14657_8248.N1	19-DEC-2004 01:28:24	Bright	37.000	119	14Eta Dra	2.7270	4700.0	74	14657	No
31	GOM_NL__2PRFIN20041219_013012_000000412033_00074_14657_8249.N1	19-DEC-2004 01:30:12	Bright	41.000	55	79Zet UMa	2.0600	10200.	82	14657	No
32	GOM_NL__2PRFIN20041219_013212_000000422033_00074_14657_8250.N1	19-DEC-2004 01:32:12	Bright	41.500	39	85Eta UMa	1.8540	24000.	83	14657	No
33	GOM_NL__2PRFIN20041219_013540_000000392033_00074_14657_8251.N1	19-DEC-2004 01:35:40	Bright	39.000	180	27Gam Boo	3.0400	8000.0	78	14657	No
34	GOM_NL__2PRFIN20041219_013857_000000552033_00074_14657_8252.N1	19-DEC-2004 01:38:57	Bright	54.500	83		2.3780	11000.	109	14657	No
35	GOM_NL__2PRFIN20041219_015106_000000382033_00074_14657_8253.N1	19-DEC-2004 01:51:06	Bright	38.000	122	9Alp2Lib	2.7470	9700.0	76	14657	No
36	GOM_NL__2PRFIN20041219_015241_000000562033_00074_14657_8254.N1	19-DEC-2004 01:52:41	Twi_and_stray	55.500	15	67Alp Vir	0.97600	28000.	111	14657	No
37	GOM_NL__2PRFIN20041219_015611_000000482033_00074_14657_8255.N1	19-DEC-2004 01:56:11	Dark	47.500	169	46Gam Hya	2.9910	4700.0	95	14657	No
38	GOM_NL__2PRFIN20041219_015821_000000402033_00074_14657_8256.N1	19-DEC-2004 01:58:21	Dark	39.500	81	Eta Cen	2.3560	28000.	79	14657	No
39	GOM_NL__2PRFIN20041219_015935_000000402033_00074_14657_8257.N1	19-DEC-2004 01:59:35	Dark	39.500	78	Alp Lup	2.3040	28000.	79	14657	No
40	GOM_NL__2PRFIN20041219_020307_000000522033_00074_14657_8258.N1	19-DEC-2004 02:03:07	Dark	52.000	4	Alp1Cen	-0.010000	5800.0	104	14657	No
41	GOM_NL__2PRFIN20041219_020616_000000432033_00075_14658_8227.N1	19-DEC-2004 02:06:16	Dark	42.500	12	Alp1Cru	0.77500	30000.	85	14658	No
42	GOM_NL__2PRFIN20041219_021113_000000422033_00075_14658_8228.N1	19-DEC-2004 02:11:13	Dark	42.000	159	Ups Car	2.9200	7200.0	84	14658	No

43	GOM_NL__2PRFIN20041219_021239_000000472033_00075_14658_8229.N1	19-DEC-2004 02:12:39	Dark	46.500	71	Iot Car	2.2460	7700.0	93	14658	No
44	GOM_NL__2PRFIN20041219_021428_000000502033_00075_14658_8230.N1	19-DEC-2004 02:14:28	Dark	50.000	41	Eps Car	1.8600	4100.0	100	14658	No
45	GOM_NL__2PRFIN20041219_021722_000000522033_00075_14658_8231.N1	19-DEC-2004 02:17:22	Dark	52.000	34	Gam2Vel	1.7930	23000.	104	14658	No
46	GOM_NL__2PRFIN20041219_021913_000000512033_00075_14658_8232.N1	19-DEC-2004 02:19:13	Dark	50.500	2	Alp Car	-0.73600	7000.0	101	14658	No
47	GOM_NL__2PRFIN20041219_022207_000000522033_00075_14658_8233.N1	19-DEC-2004 02:22:07	Dark	51.500	117	Pi Pup	2.7060	3800.0	103	14658	No
48	GOM_NL__2PRFIN20041219_022517_000000542033_00075_14658_8234.N1	19-DEC-2004 02:25:17	Straylight	54.000	23	21Eps CMa	1.5020	26000.	108	14658	No
49	GOM_NL__2PRFIN20041219_022701_000000562033_00075_14658_8235.N1	19-DEC-2004 02:27:01	Straylight	55.500	179	24Omi2CMa	3.0320	24000.	111	14658	No
50	GOM_NL__2PRFIN20041219_022954_000000642033_00075_14658_8236.N1	19-DEC-2004 02:29:54	Straylight	64.000	1	9Alp CMa	-1.4400	11000.	128	14658	No
51	GOM_NL__2PRFIN20041219_023305_000000522033_00075_14658_8237.N1	19-DEC-2004 02:33:05	Straylight	51.500	7	19Bet Ori	0.10000	14000.	103	14658	No
52	GOM_NL__2PRFIN20041219_023512_000000522033_00075_14658_8238.N1	19-DEC-2004 02:35:12	Straylight	51.500	30	46Eps Ori	1.6940	30000.	103	14658	No
53	GOM_NL__2PRFIN20041219_023814_000000562033_00075_14658_8239.N1	19-DEC-2004 02:38:14	Tw_i_and_stray	56.000	14	58Alp Ori	0.87000	3000.0	112	14658	No
54	GOM_NL__2PRFIN20041219_024021_000000522033_00075_14658_8240.N1	19-DEC-2004 02:40:21	Tw_i_and_stray	52.000	13	87Alp Tau	0.86700	3800.0	104	14658	No
55	GOM_NL__2PRFIN20041219_024240_000000382033_00075_14658_8241.N1	19-DEC-2004 02:42:40	Bright	37.500	146	25Eta Tau	2.8730	15200.	75	14658	No
56	GOM_NL__2PRFIN20041219_024446_000000392033_00075_14658_8242.N1	19-DEC-2004 02:44:46	Bright	38.500	150	44Zet Per	2.8900	28000.	77	14658	No
57	GOM_NL__2PRFIN20041219_024702_000000372033_00075_14658_8243.N1	19-DEC-2004 02:47:02	Bright	37.000	149	45Eps Per	2.8880	30000.	74	14658	No
58	GOM_NL__2PRFIN20041219_024915_000000372033_00075_14658_8244.N1	19-DEC-2004 02:49:15	Bright	37.000	175	39Del Per	3.0100	19400.	74	14658	No
59	GOM_NL__2PRFIN20041219_025106_000000372033_00075_14658_8245.N1	19-DEC-2004 02:51:06	Bright	37.000	160	23Gam Per	2.9300	4700.0	74	14658	No
60	GOM_NL__2PRFIN20041219_025429_000000382033_00075_14658_8246.N1	19-DEC-2004 02:54:29	Bright	37.500	110	37Del Cas	2.6780	8900.0	75	14658	No
61	GOM_NL__2PRFIN20041219_030537_000000402033_00075_14658_8247.N1	19-DEC-2004 03:05:37	Bright	39.500	60	7Bet UMi	2.0810	3950.0	79	14658	No
62	GOM_NL__2PRFIN20041219_030859_000000392033_00075_14658_8248.N1	19-DEC-2004 03:08:59	Bright	39.000	119	14Eta Dra	2.7270	4700.0	78	14658	No
63	GOM_NL__2PRFIN20041219_031048_000000432033_00075_14658_8249.N1	19-DEC-2004 03:10:48	Bright	43.000	55	79Zet UMa	2.0600	10200.	86	14658	No
64	GOM_NL__2PRFIN20041219_031247_000000412033_00075_14658_8250.N1	19-DEC-2004 03:12:47	Bright	41.000	39	85Eta UMa	1.8540	24000.	82	14658	No
65	GOM_NL__2PRFIN20041219_031616_000000562033_00075_14658_8251.N1	19-DEC-2004 03:16:16	Bright	56.000	180	27Gam Boo	3.0400	8000.0	112	14658	No
66	GOM_NL__2PRFIN20041219_031933_000000402033_00075_14658_8252.N1	19-DEC-2004 03:19:33	Bright	40.000	83		2.3780	11000.	80	14658	No
67	GOM_NL__2PRFIN20041219_032300_000000622033_00075_14658_8253.N1	19-DEC-2004 03:23:00	Bright	62.000	111	8Eta Boo	2.6800	6000.0	124	14658	No
68	GOM_NL__2PRFIN20041219_032440_000000352033_00075_14658_8254.N1	19-DEC-2004 03:24:40	Bright	35.000	102	24Alp Ser	2.6000	4250.0	70	14658	No
69	GOM_NL__2PRFIN20041219_032718_000000602033_00075_14658_8255.N1	19-DEC-2004 03:27:18	Bright	59.500	138	47Eps Vir	2.8280	4700.0	119	14658	No
70	GOM_NL__2PRFIN20041219_033142_000000382033_00075_14658_8256.N1	19-DEC-2004 03:31:42	Bright	37.500	122	9Alp2Lib	2.7470	9700.0	75	14658	No
71	GOM_NL__2PRFIN20041219_033318_000000532033_00075_14658_8257.N1	19-DEC-2004 03:33:18	Tw_i_and_stray	53.000	15	67Alp Vir	0.97600	28000.	106	14658	No
72	GOM_NL__2PRFIN20041219_033649_000000512033_00075_14658_8258.N1	19-DEC-2004 03:36:49	Dark	50.500	169	46Gam Hya	2.9910	4700.0	101	14658	No
73	GOM_NL__2PRFIN20041219_033857_000000412033_00075_14658_8259.N1	19-DEC-2004 03:38:57	Dark	41.000	81	Eta Cen	2.3560	28000.	82	14658	No
74	GOM_NL__2PRFIN20041219_034010_000000412033_00075_14658_8260.N1	19-DEC-2004 03:40:10	Dark	40.500	78	Alp Lup	2.3040	28000.	81	14658	No
75	GOM_NL__2PRFIN20041219_034343_000000522033_00075_14658_8261.N1	19-DEC-2004 03:43:43	Dark	52.000	4	Alp1Cen	-0.010000	5800.0	104	14658	No
76	GOM_NL__2PRFIN20041219_034652_000000432033_00076_14659_7418.N1	19-DEC-2004 03:46:52	Dark	42.500	12	Alp1Cru	0.77500	30000.	85	14659	No
77	GOM_NL__2PRFIN20041219_035150_000000402033_00076_14659_7419.N1	19-DEC-2004 03:51:50	Dark	39.500	159	Ups Car	2.9200	7200.0	79	14659	No
78	GOM_NL__2PRFIN20041219_035316_000000442033_00076_14659_7420.N1	19-DEC-2004 03:53:16	Dark	43.500	71	Iot Car	2.2460	7700.0	87	14659	No
79	GOM_NL__2PRFIN20041219_035508_000000542033_00076_14659_7421.N1	19-DEC-2004 03:55:08	Dark	53.500	41	Eps Car	1.8600	4100.0	107	14659	No
80	GOM_NL__2PRFIN20041219_035759_000000522033_00076_14659_7422.N1	19-DEC-2004 03:57:59	Dark	52.000	34	Gam2Vel	1.7930	23000.	104	14659	No
81	GOM_NL__2PRFIN20041219_035952_000000492033_00076_14659_7423.N1	19-DEC-2004 03:59:52	Dark	49.000	2	Alp Car	-0.73600	7000.0	98	14659	No
82	GOM_NL__2PRFIN20041219_040244_000000542033_00076_14659_7424.N1	19-DEC-2004 04:02:44	Dark	54.000	117	Pi Pup	2.7060	3800.0	108	14659	No
83	GOM_NL__2PRFIN20041219_040552_000000592033_00076_14659_7425.N1	19-DEC-2004 04:05:52	Straylight	59.000	23	21Eps CMa	1.5020	26000.	118	14659	No
84	GOM_NL__2PRFIN20041219_040736_000000582033_00076_14659_7426.N1	19-DEC-2004 04:07:36	Straylight	57.500	179	24Omi2CMa	3.0320	24000.	115	14659	No
85	GOM_NL__2PRFIN20041219_041030_000000662033_00076_14659_7427.N1	19-DEC-2004 04:10:30	Straylight	66.000	1	9Alp CMa	-1.4400	11000.	132	14659	No
86	GOM_NL__2PRFIN20041219_041342_000000512033_00076_14659_7428.N1	19-DEC-2004 04:13:42	Straylight	50.500	7	19Bet Ori	0.10000	14000.	101	14659	No
87	GOM_NL__2PRFIN20041219_041551_000000492033_00076_14659_7429.N1	19-DEC-2004 04:15:51	Straylight	48.500	30	46Eps Ori	1.6940	30000.	97	14659	No
88	GOM_NL__2PRFIN20041219_041849_000000612033_00076_14659_7430.N1	19-DEC-2004 04:18:49	Tw_i_and_stray	61.000	14	58Alp Ori	0.87000	3000.0	122	14659	No
89	GOM_NL__2PRFIN20041219_042058_000000472033_00076_14659_7431.N1	19-DEC-2004 04:20:58	Tw_i_and_stray	47.000	13	87Alp Tau	0.86700	3800.0	94	14659	No
90	GOM_NL__2PRFIN20041219_042316_000000382033_00076_14659_7432.N1	19-DEC-2004 04:23:16	Bright	37.500	146	25Eta Tau	2.8730	15200.	75	14659	No
91	GOM_NL__2PRFIN20041219_042523_000000402033_00076_14659_7433.N1	19-DEC-2004 04:25:23	Bright	39.500	150	44Zet Per	2.8900	28000.	79	14659	No
92	GOM_NL__2PRFIN20041219_042739_000000362033_00076_14659_7434.N1	19-DEC-2004 04:27:39	Bright	35.500	149	45Eps Per	2.8880	30000.	71	14659	No
93	GOM_NL__2PRFIN20041219_042952_000000372033_00076_14659_7435.N1	19-DEC-2004 04:29:52	Bright	36.500	175	39Del Per	3.0100	19400.	73	14659	No
94	GOM_NL__2PRFIN20041219_043142_000000382033_00076_14659_7436.N1	19-DEC-2004 04:31:42	Bright	38.000	160	23Gam Per	2.9300	4700.0	76	14659	No
95	GOM_NL__2PRFIN20041219_043505_000000382033_00076_14659_7437.N1	19-DEC-2004 04:35:05	Bright	38.000	110	37Del Cas	2.6780	8900.0	76	14659	No
96	GOM_NL__2PRFIN20041219_044613_000000392033_00076_14659_7438.N1	19-DEC-2004 04:46:13	Bright	39.000	60	7Bet UMi	2.0810	3950.0	78	14659	No
97	GOM_NL__2PRFIN20041219_044935_000000382033_00076_14659_7439.N1	19-DEC-2004 04:49:35	Bright	37.500	119	14Eta Dra	2.7270	4700.0	75	14659	No
98	GOM_NL__2PRFIN20041219_045124_000000542033_00076_14659_7440.N1	19-DEC-2004 04:51:24	Bright	54.000	55	79Zet UMa	2.0600	10200.	108	14659	No
99	GOM_NL__2PRFIN20041219_045323_000000512033_00076_14659_7441.N1	19-DEC-2004 04:53:23	Bright	50.500	39	85Eta UMa	1.8540	24000.	101	14659	No
100	GOM_NL__2PRFIN20041219_045652_000000392033_00076_14659_7442.N1	19-DEC-2004 04:56:52	Bright	39.000	180	27Gam Boo	3.0400	8000.0	78	14659	No
101	GOM_NL__2PRFIN20041219_050009_000000392033_00076_14659_7443.N1	19-DEC-2004 05:00:09	Bright	39.000	83		2.3780	11000.	78	14659	No

102	GOM_NL__2PRFIN20041219_050336_000000542033_00076_14659_7444.N1	19-DEC-2004 05:03:36	Bright	53.500	111	8Eta Boo	2.6800	6000.0	107	14659	No
103	GOM_NL__2PRFIN20041219_050517_000000362033_00076_14659_7445.N1	19-DEC-2004 05:05:17	Bright	35.500	102	24Alp Ser	2.6000	4250.0	71	14659	No
104	GOM_NL__2PRFIN20041219_050755_000000602033_00076_14659_7446.N1	19-DEC-2004 05:07:55	Bright	59.500	138	47Eps Vir	2.8280	4700.0	119	14659	No
105	GOM_NL__2PRFIN20041219_051216_000000402033_00076_14659_7447.N1	19-DEC-2004 05:12:16	Bright	40.000	122	9Alp2Lib	2.7470	9700.0	80	14659	No
106	GOM_NL__2PRFIN20041219_051354_000000592033_00076_14659_7448.N1	19-DEC-2004 05:13:54	Tw_i_and_stray	59.000	15	67Alp Vir	0.97600	28000.	118	14659	No
107	GOM_NL__2PRFIN20041219_051725_000000512033_00076_14659_7449.N1	19-DEC-2004 05:17:25	Dark	50.500	169	46Gam Hya	2.9910	4700.0	101	14659	No
108	GOM_NL__2PRFIN20041219_051933_000000412033_00076_14659_7450.N1	19-DEC-2004 05:19:33	Dark	40.500	81	Eta Cen	2.3560	28000.	81	14659	No
109	GOM_NL__2PRFIN20041219_052047_000000412033_00076_14659_7451.N1	19-DEC-2004 05:20:47	Dark	41.000	78	Alp Lup	2.3040	28000.	82	14659	No
110	GOM_NL__2PRFIN20041219_052419_000000522033_00076_14659_7452.N1	19-DEC-2004 05:24:19	Dark	52.000	4	Alp1Cen	-0.010000	5800.0	104	14659	No
111	GOM_NL__2PRFIN20041219_052728_000000422033_00077_14660_7418.N1	19-DEC-2004 05:27:28	Dark	41.500	12	Alp1Cru	0.77500	30000.	83	14660	No
112	GOM_NL__2PRFIN20041219_053226_000000412033_00077_14660_7419.N1	19-DEC-2004 05:32:26	Dark	41.000	159	Ups Car	2.9200	7200.0	82	14660	No
113	GOM_NL__2PRFIN20041219_053353_000000442033_00077_14660_7420.N1	19-DEC-2004 05:33:53	Dark	44.000	71	Iot Car	2.2460	7700.0	88	14660	No
114	GOM_NL__2PRFIN20041219_053544_000000482033_00077_14660_7421.N1	19-DEC-2004 05:35:44	Dark	48.000	41	Eps Car	1.8600	4100.0	96	14660	No
115	GOM_NL__2PRFIN20041219_053836_000000512033_00077_14660_7422.N1	19-DEC-2004 05:38:36	Dark	51.000	34	Gam2Vel	1.7930	23000.	102	14660	No
116	GOM_NL__2PRFIN20041219_054028_000000522033_00077_14660_7423.N1	19-DEC-2004 05:40:28	Dark	51.500	2	Alp Car	-0.73600	7000.0	103	14660	No
117	GOM_NL__2PRFIN20041219_054320_000000562033_00077_14660_7424.N1	19-DEC-2004 05:43:20	Dark	55.500	117	Pi Pup	2.7060	3800.0	111	14660	No
118	GOM_NL__2PRFIN20041219_054628_000000572033_00077_14660_7425.N1	19-DEC-2004 05:46:28	Straylight	57.000	23	21Eps CMa	1.5020	26000.	114	14660	No
119	GOM_NL__2PRFIN20041219_054812_000000562033_00077_14660_7426.N1	19-DEC-2004 05:48:12	Straylight	55.500	179	24Omi2CMa	3.0320	24000.	111	14660	No
120	GOM_NL__2PRFIN20041219_055105_000000692033_00077_14660_7427.N1	19-DEC-2004 05:51:05	Straylight	69.000	1	9Alp CMa	-1.4400	11000.	138	14660	No
121	GOM_NL__2PRFIN20041219_055418_000000502033_00077_14660_7428.N1	19-DEC-2004 05:54:18	Straylight	49.500	7	19Bet Ori	0.10000	14000.	99	14660	No
122	GOM_NL__2PRFIN20041219_055627_000000502033_00077_14660_7429.N1	19-DEC-2004 05:56:27	Straylight	49.500	30	46Eps Ori	1.6940	30000.	99	14660	No
123	GOM_NL__2PRFIN20041219_055925_000000602033_00077_14660_7430.N1	19-DEC-2004 05:59:25	Tw_i_and_stray	59.500	14	58Alp Ori	0.87000	3000.0	119	14660	No
124	GOM_NL__2PRFIN20041219_060134_000000502033_00077_14660_7431.N1	19-DEC-2004 06:01:34	Tw_i_and_stray	49.500	13	87Alp Tau	0.86700	3800.0	99	14660	No
125	GOM_NL__2PRFIN20041219_060353_000000372033_00077_14660_7432.N1	19-DEC-2004 06:03:53	Bright	37.000	146	25Eta Tau	2.8730	15200.	74	14660	No
126	GOM_NL__2PRFIN20041219_060559_000000372033_00077_14660_7433.N1	19-DEC-2004 06:05:59	Bright	37.000	150	44Zet Per	2.8900	28000.	74	14660	No
127	GOM_NL__2PRFIN20041219_060815_000000372033_00077_14660_7434.N1	19-DEC-2004 06:08:15	Bright	36.500	149	45Eps Per	2.8880	30000.	73	14660	No
128	GOM_NL__2PRFIN20041219_061028_000000362033_00077_14660_7435.N1	19-DEC-2004 06:10:28	Bright	36.000	175	39Del Per	3.0100	19400.	72	14660	No
129	GOM_NL__2PRFIN20041219_061219_000000382033_00077_14660_7436.N1	19-DEC-2004 06:12:19	Bright	37.500	160	23Gam Per	2.9300	4700.0	75	14660	No
130	GOM_NL__2PRFIN20041219_061541_000000382033_00077_14660_7437.N1	19-DEC-2004 06:15:41	Bright	38.000	110	37Del Cas	2.6780	8900.0	76	14660	No
131	GOM_NL__2PRFIN20041219_062648_000000372033_00077_14660_7438.N1	19-DEC-2004 06:26:48	Bright	36.500	60	7Bet UMi	2.0810	3950.0	73	14660	No
132	GOM_NL__2PRFIN20041219_063011_000000392033_00077_14660_7439.N1	19-DEC-2004 06:30:11	Bright	38.500	119	14Eta Dra	2.7270	4700.0	77	14660	No
133	GOM_NL__2PRFIN20041219_063158_000000452033_00077_14660_7440.N1	19-DEC-2004 06:31:58	Bright	45.000	55	79Zet UMa	2.0600	10200.	90	14660	No
134	GOM_NL__2PRFIN20041219_063359_000000432033_00077_14660_7441.N1	19-DEC-2004 06:33:59	Bright	42.500	39	85Eta UMa	1.8540	24000.	85	14660	No
135	GOM_NL__2PRFIN20041219_063727_000000562033_00077_14660_7442.N1	19-DEC-2004 06:37:27	Bright	56.000	180	27Gam Boo	3.0400	8000.0	112	14660	No
136	GOM_NL__2PRFIN20041219_064045_000000402033_00077_14660_7443.N1	19-DEC-2004 06:40:45	Bright	39.500	83		2.3780	11000.	79	14660	No
137	GOM_NL__2PRFIN20041219_064412_000000622033_00077_14660_7444.N1	19-DEC-2004 06:44:12	Bright	62.000	111	8Eta Boo	2.6800	6000.0	124	14660	No
138	GOM_NL__2PRFIN20041219_064553_000000362033_00077_14660_7445.N1	19-DEC-2004 06:45:53	Bright	36.000	102	24Alp Ser	2.6000	4250.0	72	14660	No
139	GOM_NL__2PRFIN20041219_064831_000000622033_00077_14660_7446.N1	19-DEC-2004 06:48:31	Bright	61.500	138	47Eps Vir	2.8280	4700.0	123	14660	No
140	GOM_NL__2PRFIN20041219_065252_000000532033_00077_14660_7447.N1	19-DEC-2004 06:52:52	Bright	53.000	122	9Alp2Lib	2.7470	9700.0	106	14660	No
141	GOM_NL__2PRFIN20041219_065431_000000602033_00077_14660_7448.N1	19-DEC-2004 06:54:31	Tw_i_and_stray	59.500	15	67Alp Vir	0.97600	28000.	119	14660	No
142	GOM_NL__2PRFIN20041219_065925_000000472033_00077_14660_7449.N1	19-DEC-2004 06:59:25	Dark	46.500	54	5The Cen	2.0550	4500.0	93	14660	No
143	GOM_NL__2PRFIN20041219_070239_000000632033_00077_14660_7450.N1	19-DEC-2004 07:02:39	Dark	62.500	171	2Eps Crv	3.0010	4250.0	125	14660	No
144	GOM_NL__2PRFIN20041219_070455_000000422033_00077_14660_7451.N1	19-DEC-2004 07:04:55	Dark	42.000	4	Alp1Cen	-0.010000	5800.0	84	14660	No
145	GOM_NL__2PRFIN20041219_070805_000000422033_00078_14661_7418.N1	19-DEC-2004 07:08:05	Dark	42.000	12	Alp1Cru	0.77500	30000.	84	14661	No
146	GOM_NL__2PRFIN20041219_071303_000000412033_00078_14661_7419.N1	19-DEC-2004 07:13:03	Dark	40.500	159	Ups Car	2.9200	7200.0	81	14661	No
147	GOM_NL__2PRFIN20041219_071430_000000422033_00078_14661_7420.N1	19-DEC-2004 07:14:30	Dark	42.000	71	Iot Car	2.2460	7700.0	84	14661	No
148	GOM_NL__2PRFIN20041219_071621_000000542033_00078_14661_7421.N1	19-DEC-2004 07:16:21	Dark	53.500	41	Eps Car	1.8600	4100.0	107	14661	No
149	GOM_NL__2PRFIN20041219_071914_000000492033_00078_14661_7422.N1	19-DEC-2004 07:19:14	Dark	49.000	34	Gam2Vel	1.7930	23000.	98	14661	No
150	GOM_NL__2PRFIN20041219_072105_000000492033_00078_14661_7423.N1	19-DEC-2004 07:21:05	Dark	48.500	2	Alp Car	-0.73600	7000.0	97	14661	No
151	GOM_NL__2PRFIN20041219_072357_000000542033_00078_14661_7424.N1	19-DEC-2004 07:23:57	Dark	53.500	117	Pi Pup	2.7060	3800.0	107	14661	No
152	GOM_NL__2PRFIN20041219_072705_000000522033_00078_14661_7425.N1	19-DEC-2004 07:27:05	Straylight	51.500	23	21Eps CMa	1.5020	26000.	103	14661	No
153	GOM_NL__2PRFIN20041219_072849_000000552033_00078_14661_7426.N1	19-DEC-2004 07:28:49	Straylight	54.500	179	24Omi2CMa	3.0320	24000.	109	14661	No
154	GOM_NL__2PRFIN20041219_073141_000000672033_00078_14661_7427.N1	19-DEC-2004 07:31:41	Straylight	67.000	1	9Alp CMa	-1.4400	11000.	134	14661	No
155	GOM_NL__2PRFIN20041219_073455_000000552033_00078_14661_7428.N1	19-DEC-2004 07:34:55	Straylight	55.000	7	19Bet Ori	0.10000	14000.	110	14661	No
156	GOM_NL__2PRFIN20041219_073703_000000482033_00078_14661_7429.N1	19-DEC-2004 07:37:03	Straylight	48.000	30	46Eps Ori	1.6940	30000.	96	14661	No
157	GOM_NL__2PRFIN20041219_074001_000000612033_00078_14661_7430.N1	19-DEC-2004 07:40:01	Tw_i_and_stray	60.500	14	58Alp Ori	0.87000	3000.0	121	14661	No
158	GOM_NL__2PRFIN20041219_074210_000000492033_00078_14661_7431.N1	19-DEC-2004 07:42:10	Tw_i_and_stray	49.000	13	87Alp Tau	0.86700	3800.0	98	14661	No
159	GOM_NL__2PRFIN20041219_074429_000000372033_00078_14661_7432.N1	19-DEC-2004 07:44:29	Bright	37.000	146	25Eta Tau	2.8730	15200.	74	14661	No
160	GOM_NL__2PRFIN20041219_074636_000000372033_00078_14661_7433.N1	19-DEC-2004 07:46:36	Bright	37.000	150	44Zet Per	2.8900	28000.	74	14661	No



161	GOM_NL__2PRFIN20041219_074851_000000372033_00078_14661_7434.N1	19-DEC-2004 07:48:51	Bright	37.000	149	45Eps Per	2.8880	30000.	74	14661	No
162	GOM_NL__2PRFIN20041219_075104_000000362033_00078_14661_7435.N1	19-DEC-2004 07:51:04	Bright	35.500	175	39Del Per	3.0100	19400.	71	14661	No
163	GOM_NL__2PRFIN20041219_075255_000000372033_00078_14661_7436.N1	19-DEC-2004 07:52:55	Bright	36.500	160	23Gam Per	2.9300	4700.0	73	14661	No
164	GOM_NL__2PRFIN20041219_075618_000000392033_00078_14661_7437.N1	19-DEC-2004 07:56:18	Bright	39.000	110	37Del Cas	2.6780	8900.0	78	14661	No
165	GOM_NL__2PRFIN20041219_080244_000000352033_00078_14661_7438.N1	19-DEC-2004 08:02:44	Bright	34.500	49	1Alp UMi	1.9900	6300.0	69	14661	No
166	GOM_NL__2PRFIN20041219_080725_000000392033_00078_14661_7439.N1	19-DEC-2004 08:07:25	Bright	39.000	60	7Bet UMi	2.0810	3950.0	78	14661	No
167	GOM_NL__2PRFIN20041219_081048_000000372033_00078_14661_7440.N1	19-DEC-2004 08:10:48	Bright	37.000	119	14Eta Dra	2.7270	4700.0	74	14661	No
168	GOM_NL__2PRFIN20041219_081235_000000442033_00078_14661_7441.N1	19-DEC-2004 08:12:35	Bright	44.000	55	79Zet UMa	2.0600	10200.	88	14661	No
169	GOM_NL__2PRFIN20041219_081435_000000412033_00078_14661_7442.N1	19-DEC-2004 08:14:35	Bright	40.500	39	85Eta UMa	1.8540	24000.	81	14661	No
170	GOM_NL__2PRFIN20041219_081804_000000392033_00078_14661_7443.N1	19-DEC-2004 08:18:04	Bright	39.000	180	27Gam Boo	3.0400	8000.0	78	14661	No
171	GOM_NL__2PRFIN20041219_082121_000000392033_00078_14661_7444.N1	19-DEC-2004 08:21:21	Bright	38.500	83		2.3780	11000.	77	14661	No
172	GOM_NL__2PRFIN20041219_082448_000000462033_00078_14661_7445.N1	19-DEC-2004 08:24:48	Bright	45.500	111	8Eta Boo	2.6800	6000.0	91	14661	No
173	GOM_NL__2PRFIN20041219_082628_000000362033_00078_14661_7446.N1	19-DEC-2004 08:26:28	Bright	36.000	102	24Alp Ser	2.6000	4250.0	72	14661	No
174	GOM_NL__2PRFIN20041219_082908_000000622033_00078_14661_7447.N1	19-DEC-2004 08:29:08	Bright	61.500	138	47Eps Vir	2.8280	4700.0	123	14661	No
175	GOM_NL__2PRFIN20041219_083331_000000382033_00078_14661_7448.N1	19-DEC-2004 08:33:31	Bright	38.000	122	9Alp2Lib	2.7470	9700.0	76	14661	No
176	GOM_NL__2PRFIN20041219_083508_000000562033_00078_14661_7449.N1	19-DEC-2004 08:35:08	Twi_and_stray	56.000	15	67Alp Vir	0.97600	28000.	112	14661	No
177	GOM_NL__2PRFIN20041219_084002_000000512033_00078_14661_7450.N1	19-DEC-2004 08:40:02	Dark	50.500	54	5The Cen	2.0550	4500.0	101	14661	No
178	GOM_NL__2PRFIN20041219_084316_000000652033_00078_14661_7451.N1	19-DEC-2004 08:43:16	Dark	65.000	171	2Eps Crv	3.0010	4250.0	130	14661	No
179	GOM_NL__2PRFIN20041219_084531_000000482033_00078_14661_7452.N1	19-DEC-2004 08:45:31	Dark	47.500	4	Alp1Cen	-0.010000	5800.0	95	14661	No
180	GOM_NL__2PRFIN20041219_084842_000000432033_00079_14662_7418.N1	19-DEC-2004 08:48:42	Dark	42.500	12	Alp1Cru	0.77500	30000.	85	14662	No
181	GOM_NL__2PRFIN20041219_085340_000000402033_00079_14662_7419.N1	19-DEC-2004 08:53:40	Dark	40.000	159	Ups Car	2.9200	7200.0	80	14662	No
182	GOM_NL__2PRFIN20041219_085506_000000422033_00079_14662_7420.N1	19-DEC-2004 08:55:06	Dark	42.000	71	lot Car	2.2460	7700.0	84	14662	No
183	GOM_NL__2PRFIN20041219_085657_000000492033_00079_14662_7421.N1	19-DEC-2004 08:56:57	Dark	49.000	41	Eps Car	1.8600	4100.0	98	14662	No
184	GOM_NL__2PRFIN20041219_085950_000000472033_00079_14662_7422.N1	19-DEC-2004 08:59:50	Dark	46.500	34	Gam2Vel	1.7930	23000.	93	14662	No
185	GOM_NL__2PRFIN20041219_090142_000000462033_00079_14662_7423.N1	19-DEC-2004 09:01:42	Dark	45.500	2	Alp Car	-0.73600	7000.0	91	14662	No
186	GOM_NL__2PRFIN20041219_090433_000000532033_00079_14662_7424.N1	19-DEC-2004 09:04:33	Dark	53.000	117	Pi Pup	2.7060	3800.0	106	14662	No
187	GOM_NL__2PRFIN20041219_090741_000000562033_00079_14662_7425.N1	19-DEC-2004 09:07:41	Straylight	56.000	23	21Eps CMa	1.5020	26000.	112	14662	No
188	GOM_NL__2PRFIN20041219_090925_000000552033_00079_14662_7426.N1	19-DEC-2004 09:09:25	Straylight	54.500	179	24Omi2CMa	3.0320	24000.	109	14662	No
189	GOM_NL__2PRFIN20041219_091218_000000692033_00079_14662_7427.N1	19-DEC-2004 09:12:18	Straylight	69.000	1	9Alp CMa	-1.4400	11000.	138	14662	No
190	GOM_NL__2PRFIN20041219_091530_000000532033_00079_14662_7428.N1	19-DEC-2004 09:15:30	Straylight	52.500	7	19Bet Ori	0.10000	14000.	105	14662	No
191	GOM_NL__2PRFIN20041219_091739_000000492033_00079_14662_7429.N1	19-DEC-2004 09:17:39	Straylight	49.000	30	46Eps Ori	1.6940	30000.	98	14662	No
192	GOM_NL__2PRFIN20041219_092037_000000582033_00079_14662_7430.N1	19-DEC-2004 09:20:37	Twi_and_stray	58.000	14	58Alp Ori	0.87000	3000.0	116	14662	No
193	GOM_NL__2PRFIN20041219_092246_000000532033_00079_14662_7431.N1	19-DEC-2004 09:22:46	Twi_and_stray	53.000	13	87Alp Tau	0.86700	3800.0	106	14662	No
194	GOM_NL__2PRFIN20041219_092504_000000382033_00079_14662_7432.N1	19-DEC-2004 09:25:04	Bright	37.500	146	25Eta Tau	2.8730	15200.	75	14662	No
195	GOM_NL__2PRFIN20041219_092712_000000372033_00079_14662_7433.N1	19-DEC-2004 09:27:12	Bright	36.500	150	44Zet Per	2.8900	28000.	73	14662	No
196	GOM_NL__2PRFIN20041219_092927_000000362033_00079_14662_7434.N1	19-DEC-2004 09:29:27	Bright	36.000	149	45Eps Per	2.8880	30000.	72	14662	No
197	GOM_NL__2PRFIN20041219_093140_000000352033_00079_14662_7435.N1	19-DEC-2004 09:31:40	Bright	35.000	175	39Del Per	3.0100	19400.	70	14662	No
198	GOM_NL__2PRFIN20041219_093332_000000372033_00079_14662_7436.N1	19-DEC-2004 09:33:32	Bright	37.000	160	23Gam Per	2.9300	4700.0	74	14662	No
199	GOM_NL__2PRFIN20041219_093654_000000382033_00079_14662_7437.N1	19-DEC-2004 09:36:54	Bright	37.500	110	37Del Cas	2.6780	8900.0	75	14662	No
200	GOM_NL__2PRFIN20041219_094320_000000382033_00079_14662_7438.N1	19-DEC-2004 09:43:20	Bright	37.500	49	1Alp UMi	1.9900	6300.0	75	14662	No
201	GOM_NL__2PRFIN20041219_094801_000000392033_00079_14662_7439.N1	19-DEC-2004 09:48:01	Bright	38.500	60	7Bet UMi	2.0810	3950.0	77	14662	No
202	GOM_NL__2PRFIN20041219_095125_000000382033_00079_14662_7440.N1	19-DEC-2004 09:51:25	Bright	38.000	119	14Eta Dra	2.7270	4700.0	76	14662	No
203	GOM_NL__2PRFIN20041219_095311_000000432033_00079_14662_7441.N1	19-DEC-2004 09:53:11	Bright	42.500	55	79Zet UMa	2.0600	10200.	85	14662	No
204	GOM_NL__2PRFIN20041219_095511_000000442033_00079_14662_7442.N1	19-DEC-2004 09:55:11	Bright	44.000	39	85Eta UMa	1.8540	24000.	88	14662	No
205	GOM_NL__2PRFIN20041219_095840_000000382033_00079_14662_7443.N1	19-DEC-2004 09:58:40	Bright	38.000	180	27Gam Boo	3.0400	8000.0	76	14662	No
206	GOM_NL__2PRFIN20041219_100158_000000392033_00079_14662_7444.N1	19-DEC-2004 10:01:58	Bright	38.500	83		2.3780	11000.	77	14662	No
207	GOM_NL__2PRFIN20041219_100524_000000452033_00079_14662_7445.N1	19-DEC-2004 10:05:24	Bright	45.000	111	8Eta Boo	2.6800	6000.0	90	14662	No
208	GOM_NL__2PRFIN20041219_100704_000000362033_00079_14662_7446.N1	19-DEC-2004 10:07:04	Bright	35.500	102	24Alp Ser	2.6000	4250.0	71	14662	No
209	GOM_NL__2PRFIN20041219_100944_000000632033_00079_14662_7447.N1	19-DEC-2004 10:09:44	Bright	62.500	138	47Eps Vir	2.8280	4700.0	125	14662	No
210	GOM_NL__2PRFIN20041219_101408_000000392033_00079_14662_7448.N1	19-DEC-2004 10:14:08	Bright	39.000	122	9Alp2Lib	2.7470	9700.0	78	14662	No
211	GOM_NL__2PRFIN20041219_101545_000000562033_00079_14662_7449.N1	19-DEC-2004 10:15:45	Twi_and_stray	56.000	15	67Alp Vir	0.97600	28000.	112	14662	No
212	GOM_NL__2PRFIN20041219_102038_000000472033_00079_14662_7450.N1	19-DEC-2004 10:20:38	Dark	46.500	54	5The Cen	2.0550	4500.0	93	14662	No
213	GOM_NL__2PRFIN20041219_102354_000000652033_00079_14662_7451.N1	19-DEC-2004 10:23:54	Dark	64.500	171	2Eps Crv	3.0010	4250.0	129	14662	No
214	GOM_NL__2PRFIN20041219_102608_000000482033_00079_14662_7452.N1	19-DEC-2004 10:26:08	Dark	47.500	4	Alp1Cen	-0.010000	5800.0	95	14662	No
215	GOM_NL__2PRFIN20041219_102919_000000422033_00080_14663_7418.N1	19-DEC-2004 10:29:19	Dark	42.000	12	Alp1Cru	0.77500	30000.	84	14663	No
216	GOM_NL__2PRFIN20041219_103416_000000412033_00080_14663_7419.N1	19-DEC-2004 10:34:16	Dark	40.500	159	Ups Car	2.9200	7200.0	81	14663	No
217	GOM_NL__2PRFIN20041219_103543_000000412033_00080_14663_7420.N1	19-DEC-2004 10:35:43	Dark	40.500	71	lot Car	2.2460	7700.0	81	14663	No
218	GOM_NL__2PRFIN20041219_103734_000000532033_00080_14663_7421.N1	19-DEC-2004 10:37:34	Dark	52.500	41	Eps Car	1.8600	4100.0	105	14663	No
219	GOM_NL__2PRFIN20041219_104027_000000512033_00080_14663_7422.N1	19-DEC-2004 10:40:27	Dark	51.000	34	Gam2Vel	1.7930	23000.	102	14663	No



220	GOM_NL__2PRFIN20041219_104218_00000542033_00080_14663_7423.N1	19-DEC-2004 10:42:18	Dark	54.000	2	Alp Car	-0.73600	7000.0	108	14663	No
221	GOM_NL__2PRFIN20041219_104510_00000532033_00080_14663_7424.N1	19-DEC-2004 10:45:10	Dark	52.500	117	Pi Pup	2.7060	3800.0	105	14663	No
222	GOM_NL__2PRFIN20041219_104818_00000562033_00080_14663_7425.N1	19-DEC-2004 10:48:18	Straylight	55.500	23	21Eps CMa	1.5020	26000.	111	14663	No
223	GOM_NL__2PRFIN20041219_105002_00000482033_00080_14663_7426.N1	19-DEC-2004 10:50:02	Straylight	48.000	179	24Omi2CMa	3.0320	24000.	96	14663	No
224	GOM_NL__2PRFIN20041219_105255_00000692033_00080_14663_7427.N1	19-DEC-2004 10:52:55	Straylight	69.000	1	9Alp CMa	-1.4400	11000.	138	14663	No
225	GOM_NL__2PRFIN20041219_105606_00000532033_00080_14663_7428.N1	19-DEC-2004 10:56:06	Straylight	53.000	7	19Bet Ori	0.10000	14000.	106	14663	No
226	GOM_NL__2PRFIN20041219_105815_00000492033_00080_14663_7429.N1	19-DEC-2004 10:58:15	Straylight	49.000	30	46Eps Ori	1.6940	30000.	98	14663	No
227	GOM_NL__2PRFIN20041219_110112_00000632033_00080_14663_7430.N1	19-DEC-2004 11:01:12	Tw_i_and_stray	63.000	14	58Alp Ori	0.87000	3000.0	126	14663	No
228	GOM_NL__2PRFIN20041219_110322_00000502033_00080_14663_7431.N1	19-DEC-2004 11:03:22	Tw_i_and_stray	50.000	13	87Alp Tau	0.86700	3800.0	100	14663	No
229	GOM_NL__2PRFIN20041219_110540_00000382033_00080_14663_7432.N1	19-DEC-2004 11:05:40	Bright	37.500	146	25Eta Tau	2.8730	15200.	75	14663	No
230	GOM_NL__2PRFIN20041219_110747_00000372033_00080_14663_7433.N1	19-DEC-2004 11:07:47	Bright	37.000	150	44Zet Per	2.8900	28000.	74	14663	No
231	GOM_NL__2PRFIN20041219_111003_00000362033_00080_14663_7434.N1	19-DEC-2004 11:10:03	Bright	35.500	149	45Eps Per	2.8880	30000.	71	14663	No
232	GOM_NL__2PRFIN20041219_111216_00000352033_00080_14663_7435.N1	19-DEC-2004 11:12:16	Bright	35.000	175	39Del Per	3.0100	19400.	70	14663	No
233	GOM_NL__2PRFIN20041219_111407_00000372033_00080_14663_7436.N1	19-DEC-2004 11:14:07	Bright	36.500	160	23Gam Per	2.9300	4700.0	73	14663	No
234	GOM_NL__2PRFIN20041219_111730_00000372033_00080_14663_7437.N1	19-DEC-2004 11:17:30	Bright	37.000	110	37Del Cas	2.6780	8900.0	74	14663	No
235	GOM_NL__2PRFIN20041219_112356_00000392033_00080_14663_7438.N1	19-DEC-2004 11:23:56	Bright	39.000	49	1Alp UMi	1.9900	6300.0	78	14663	No
236	GOM_NL__2PRFIN20041219_112836_00000412033_00080_14663_7439.N1	19-DEC-2004 11:28:36	Bright	40.500	60	7Bet UMi	2.0810	3950.0	81	14663	No
237	GOM_NL__2PRFIN20041219_113200_00000352033_00080_14663_7440.N1	19-DEC-2004 11:32:00	Bright	35.000	119	14Eta Dra	2.7270	4700.0	70	14663	No
238	GOM_NL__2PRFIN20041219_113346_00000432033_00080_14663_7441.N1	19-DEC-2004 11:33:46	Bright	43.000	55	79Zet UMa	2.0600	10200.	86	14663	No
239	GOM_NL__2PRFIN20041219_113547_00000412033_00080_14663_7442.N1	19-DEC-2004 11:35:47	Bright	41.000	39	85Eta UMa	1.8540	24000.	82	14663	No
240	GOM_NL__2PRFIN20041219_113916_00000422033_00080_14663_7443.N1	19-DEC-2004 11:39:16	Bright	42.000	180	27Gam Boo	3.0400	8000.0	84	14663	No
241	GOM_NL__2PRFIN20041219_114233_00000382033_00080_14663_7444.N1	19-DEC-2004 11:42:33	Bright	38.000	83		2.3780	11000.	76	14663	No
242	GOM_NL__2PRFIN20041219_114601_00000452033_00080_14663_7445.N1	19-DEC-2004 11:46:01	Bright	45.000	111	8Eta Boo	2.6800	6000.0	90	14663	No
243	GOM_NL__2PRFIN20041219_114741_00000362033_00080_14663_7446.N1	19-DEC-2004 11:47:41	Bright	35.500	102	24Alp Ser	2.6000	4250.0	71	14663	No
244	GOM_NL__2PRFIN20041219_115021_00000622033_00080_14663_7447.N1	19-DEC-2004 11:50:21	Bright	61.500	138	47Eps Vir	2.8280	4700.0	123	14663	No
245	GOM_NL__2PRFIN20041219_115444_00000382033_00080_14663_7448.N1	19-DEC-2004 11:54:44	Bright	37.500	122	9Alp2Lib	2.7470	9700.0	75	14663	No
246	GOM_NL__2PRFIN20041219_115622_00000592033_00080_14663_7449.N1	19-DEC-2004 11:56:22	Tw_i_and_stray	58.500	15	67Alp Vir	0.97600	28000.	117	14663	No
247	GOM_NL__2PRFIN20041219_120114_00000442033_00080_14663_7450.N1	19-DEC-2004 12:01:14	Dark	44.000	54	5The Cen	2.0550	4500.0	88	14663	No
248	GOM_NL__2PRFIN20041219_120431_00000622033_00080_14663_7451.N1	19-DEC-2004 12:04:31	Dark	61.500	171	2Eps Crv	3.0010	4250.0	123	14663	No
249	GOM_NL__2PRFIN20041219_120643_00000472033_00080_14663_7452.N1	19-DEC-2004 12:06:43	Dark	46.500	4	Alp1Cen	-0.010000	5800.0	93	14663	No
250	GOM_NL__2PRFIN20041219_120955_00000442033_00081_14664_7418.N1	19-DEC-2004 12:09:55	Dark	44.000	12	Alp1Cru	0.77500	30000.	88	14664	No
251	GOM_NL__2PRFIN20041219_121452_00000402033_00081_14664_7419.N1	19-DEC-2004 12:14:52	Dark	39.500	159	Ups Car	2.9200	7200.0	79	14664	No
252	GOM_NL__2PRFIN20041219_121620_00000432033_00081_14664_7420.N1	19-DEC-2004 12:16:20	Dark	43.000	71	lot Car	2.2460	7700.0	86	14664	No
253	GOM_NL__2PRFIN20041219_121810_00000462033_00081_14664_7421.N1	19-DEC-2004 12:18:10	Dark	45.500	41	Eps Car	1.8600	4100.0	91	14664	No
254	GOM_NL__2PRFIN20041219_122103_00000492033_00081_14664_7422.N1	19-DEC-2004 12:21:03	Dark	49.000	34	Gam2Vel	1.7930	23000.	98	14664	No
255	GOM_NL__2PRFIN20041219_122254_00000482033_00081_14664_7423.N1	19-DEC-2004 12:22:54	Dark	48.000	2	Alp Car	-0.73600	7000.0	96	14664	No
256	GOM_NL__2PRFIN20041219_122546_00000522033_00081_14664_7424.N1	19-DEC-2004 12:25:46	Dark	51.500	117	Pi Pup	2.7060	3800.0	103	14664	No
257	GOM_NL__2PRFIN20041219_122854_00000542033_00081_14664_7425.N1	19-DEC-2004 12:28:54	Straylight	54.000	23	21Eps CMa	1.5020	26000.	108	14664	No
258	GOM_NL__2PRFIN20041219_123037_00000542033_00081_14664_7426.N1	19-DEC-2004 12:30:37	Straylight	53.500	179	24Omi2CMa	3.0320	24000.	107	14664	No
259	GOM_NL__2PRFIN20041219_123330_00000642033_00081_14664_7427.N1	19-DEC-2004 12:33:30	Straylight	63.500	1	9Alp CMa	-1.4400	11000.	127	14664	No
260	GOM_NL__2PRFIN20041219_123642_00000552033_00081_14664_7428.N1	19-DEC-2004 12:36:42	Straylight	55.000	7	19Bet Ori	0.10000	14000.	110	14664	No
261	GOM_NL__2PRFIN20041219_123850_00000482033_00081_14664_7429.N1	19-DEC-2004 12:38:50	Straylight	47.500	30	46Eps Ori	1.6940	30000.	95	14664	No
262	GOM_NL__2PRFIN20041219_124147_00000632033_00081_14664_7430.N1	19-DEC-2004 12:41:47	Tw_i_and_stray	63.000	14	58Alp Ori	0.87000	3000.0	126	14664	No
263	GOM_NL__2PRFIN20041219_124358_00000522033_00081_14664_7431.N1	19-DEC-2004 12:43:58	Tw_i_and_stray	52.000	13	87Alp Tau	0.86700	3800.0	104	14664	No
264	GOM_NL__2PRFIN20041219_124616_00000372033_00081_14664_7432.N1	19-DEC-2004 12:46:16	Bright	37.000	146	25Eta Tau	2.8730	15200.	74	14664	No
265	GOM_NL__2PRFIN20041219_124823_00000372033_00081_14664_7433.N1	19-DEC-2004 12:48:23	Bright	36.500	150	44Zet Per	2.8900	28000.	73	14664	No
266	GOM_NL__2PRFIN20041219_125039_00000372033_00081_14664_7434.N1	19-DEC-2004 12:50:39	Bright	36.500	149	45Eps Per	2.8880	30000.	73	14664	No
267	GOM_NL__2PRFIN20041219_125252_00000362033_00081_14664_7435.N1	19-DEC-2004 12:52:52	Bright	36.000	175	39Del Per	3.0100	19400.	72	14664	No
268	GOM_NL__2PRFIN20041219_125443_00000382033_00081_14664_7436.N1	19-DEC-2004 12:54:43	Bright	38.000	160	23Gam Per	2.9300	4700.0	76	14664	No
269	GOM_NL__2PRFIN20041219_125806_00000392033_00081_14664_7437.N1	19-DEC-2004 12:58:06	Bright	38.500	110	37Del Cas	2.6780	8900.0	77	14664	No
270	GOM_NL__2PRFIN20041219_130431_00000362033_00081_14664_7438.N1	19-DEC-2004 13:04:31	Bright	35.500	49	1Alp UMi	1.9900	6300.0	71	14664	No
271	GOM_NL__2PRFIN20041219_130912_00000372033_00081_14664_7439.N1	19-DEC-2004 13:09:12	Bright	36.500	60	7Bet UMi	2.0810	3950.0	73	14664	No
272	GOM_NL__2PRFIN20041219_131236_00000342033_00081_14664_7440.N1	19-DEC-2004 13:12:36	Bright	34.000	119	14Eta Dra	2.7270	4700.0	68	14664	No
273	GOM_NL__2PRFIN20041219_131422_00000452033_00081_14664_7441.N1	19-DEC-2004 13:14:22	Bright	45.000	55	79Zet UMa	2.0600	10200.	90	14664	No
274	GOM_NL__2PRFIN20041219_131621_00000442033_00081_14664_7442.N1	19-DEC-2004 13:16:21	Bright	44.000	39	85Eta UMa	1.8540	24000.	88	14664	No
275	GOM_NL__2PRFIN20041219_131951_00000402033_00081_14664_7443.N1	19-DEC-2004 13:19:51	Bright	40.000	180	27Gam Boo	3.0400	8000.0	80	14664	No
276	GOM_NL__2PRFIN20041219_132309_00000412033_00081_14664_7444.N1	19-DEC-2004 13:23:09	Bright	40.500	83		2.3780	11000.	81	14664	No
277	GOM_NL__2PRFIN20041219_132637_00000472033_00081_14664_7445.N1	19-DEC-2004 13:26:37	Bright	46.500	111	8Eta Boo	2.6800	6000.0	93	14664	No
278	GOM_NL__2PRFIN20041219_132817_00000362033_00081_14664_7446.N1	19-DEC-2004 13:28:17	Bright	35.500	102	24Alp Ser	2.6000	4250.0	71	14664	No

279	GOM_NL__2PRFIN20041219_133057_000000632033_00081_14664_7447.N1	19-DEC-2004 13:30:57	Bright	63.000	138	47Eps Vir	2.8280	4700.0	126	14664	No
280	GOM_NL__2PRFIN20041219_133520_000000532033_00081_14664_7448.N1	19-DEC-2004 13:35:20	Bright	53.000	122	9Alp2Lib	2.7470	9700.0	106	14664	No
281	GOM_NL__2PRFIN20041219_133658_000000532033_00081_14664_7449.N1	19-DEC-2004 13:36:58	Tw_i_and_stray	53.000	15	67Alp Vir	0.97600	28000.	106	14664	No
282	GOM_NL__2PRFIN20041219_134151_000000482033_00081_14664_7450.N1	19-DEC-2004 13:41:51	Dark	48.000	54	5The Cen	2.0550	4500.0	96	14664	No
283	GOM_NL__2PRFIN20041219_134509_000000632033_00081_14664_7451.N1	19-DEC-2004 13:45:09	Dark	63.000	171	2Eps Crv	3.0010	4250.0	126	14664	No
284	GOM_NL__2PRFIN20041219_134720_000000512033_00081_14664_7452.N1	19-DEC-2004 13:47:20	Dark	50.500	4	Alp1Cen	-0.010000	5800.0	101	14664	No
285	GOM_NL__2PRFIN20041219_134922_000000412033_00082_14665_7418.N1	19-DEC-2004 13:49:22	Dark	40.500	20	Bet Cru	1.2530	30000.	81	14665	No
286	GOM_NL__2PRFIN20041219_135115_000000402033_00082_14665_7419.N1	19-DEC-2004 13:51:15	Dark	39.500	112	Alp Mus	2.6880	26000.	79	14665	No
287	GOM_NL__2PRFIN20041219_135529_000000412033_00082_14665_7420.N1	19-DEC-2004 13:55:29	Dark	40.500	159	Ups Car	2.9200	7200.0	81	14665	No
288	GOM_NL__2PRFIN20041219_135655_000000432033_00082_14665_7421.N1	19-DEC-2004 13:56:55	Dark	42.500	71	Iot Car	2.2460	7700.0	85	14665	No
289	GOM_NL__2PRFIN20041219_135847_000000452033_00082_14665_7422.N1	19-DEC-2004 13:58:47	Dark	45.000	41	Eps Car	1.8600	4100.0	90	14665	No
290	GOM_NL__2PRFIN20041219_140139_000000482033_00082_14665_7423.N1	19-DEC-2004 14:01:39	Dark	48.000	34	Gam2Vel	1.7930	23000.	96	14665	No
291	GOM_NL__2PRFIN20041219_140330_000000542033_00082_14665_7424.N1	19-DEC-2004 14:03:30	Dark	53.500	2	Alp Car	-0.73600	7000.0	107	14665	No
292	GOM_NL__2PRFIN20041219_140622_000000582033_00082_14665_7425.N1	19-DEC-2004 14:06:22	Dark	58.000	117	Pi Pup	2.7060	3800.0	116	14665	No
293	GOM_NL__2PRFIN20041219_140930_000000552033_00082_14665_7426.N1	19-DEC-2004 14:09:30	Straylight	55.000	23	21Eps CMa	1.5020	26000.	110	14665	No
294	GOM_NL__2PRFIN20041219_141405_000000652033_00082_14665_7427.N1	19-DEC-2004 14:14:05	Straylight	65.000	1	9Alp CMa	-1.4400	11000.	130	14665	No
295	GOM_NL__2PRFIN20041219_141718_000000522033_00082_14665_7428.N1	19-DEC-2004 14:17:18	Straylight	52.000	7	19Bet Ori	0.10000	14000.	104	14665	No
296	GOM_NL__2PRFIN20041219_141925_000000482033_00082_14665_7429.N1	19-DEC-2004 14:19:25	Straylight	48.000	30	46Eps Ori	1.6940	30000.	96	14665	No
297	GOM_NL__2PRFIN20041219_142223_000000602033_00082_14665_7430.N1	19-DEC-2004 14:22:23	Tw_i_and_stray	59.500	14	58Alp Ori	0.87000	3000.0	119	14665	No
298	GOM_NL__2PRFIN20041219_142434_000000502033_00082_14665_7431.N1	19-DEC-2004 14:24:34	Tw_i_and_stray	50.000	13	87Alp Tau	0.86700	3800.0	100	14665	No
299	GOM_NL__2PRFIN20041219_142652_000000402033_00082_14665_7432.N1	19-DEC-2004 14:26:52	Bright	39.500	146	25Eta Tau	2.8730	15200.	79	14665	No
300	GOM_NL__2PRFIN20041219_142859_000000372033_00082_14665_7433.N1	19-DEC-2004 14:28:59	Bright	37.000	150	44Zet Per	2.8900	28000.	74	14665	No
301	GOM_NL__2PRFIN20041219_143114_000000372033_00082_14665_7434.N1	19-DEC-2004 14:31:14	Bright	36.500	149	45Eps Per	2.8880	30000.	73	14665	No
302	GOM_NL__2PRFIN20041219_143327_000000362033_00082_14665_7435.N1	19-DEC-2004 14:33:27	Bright	36.000	175	39Del Per	3.0100	19400.	72	14665	No
303	GOM_NL__2PRFIN20041219_143520_000000362033_00082_14665_7436.N1	19-DEC-2004 14:35:20	Bright	35.500	160	23Gam Per	2.9300	4700.0	71	14665	No
304	GOM_NL__2PRFIN20041219_143843_000000382033_00082_14665_7437.N1	19-DEC-2004 14:38:43	Bright	38.000	110	37Del Cas	2.6780	8900.0	76	14665	No
305	GOM_NL__2PRFIN20041219_144507_000000382033_00082_14665_7438.N1	19-DEC-2004 14:45:07	Bright	37.500	49	1Alp UMi	1.9900	6300.0	75	14665	No
306	GOM_NL__2PRFIN20041219_144949_000000392033_00082_14665_7439.N1	19-DEC-2004 14:49:49	Bright	38.500	60	7Bet UMi	2.0810	3950.0	77	14665	No
307	GOM_NL__2PRFIN20041219_145312_000000382033_00082_14665_7440.N1	19-DEC-2004 14:53:12	Bright	37.500	119	14Eta Dra	2.7270	4700.0	75	14665	No
308	GOM_NL__2PRFIN20041219_145458_000000442033_00082_14665_7441.N1	19-DEC-2004 14:54:58	Bright	44.000	55	79Zet UMa	2.0600	10200.	88	14665	No
309	GOM_NL__2PRFIN20041219_145658_000000422033_00082_14665_7442.N1	19-DEC-2004 14:56:58	Bright	41.500	39	85Eta UMa	1.8540	24000.	83	14665	No
310	GOM_NL__2PRFIN20041219_150027_000000402033_00082_14665_7443.N1	19-DEC-2004 15:00:27	Bright	40.000	180	27Gam Boo	3.0400	8000.0	80	14665	No
311	GOM_NL__2PRFIN20041219_150346_000000392033_00082_14665_7444.N1	19-DEC-2004 15:03:46	Bright	38.500	83		2.3780	11000.	77	14665	No
312	GOM_NL__2PRFIN20041219_150714_000000462033_00082_14665_7445.N1	19-DEC-2004 15:07:14	Bright	45.500	111	8Eta Boo	2.6800	6000.0	91	14665	No
313	GOM_NL__2PRFIN20041219_150853_000000352033_00082_14665_7446.N1	19-DEC-2004 15:08:53	Bright	35.000	102	24Alp Ser	2.6000	4250.0	70	14665	No
314	GOM_NL__2PRFIN20041219_151134_000000592033_00082_14665_7447.N1	19-DEC-2004 15:11:34	Bright	59.000	138	47Eps Vir	2.8280	4700.0	118	14665	No
315	GOM_NL__2PRFIN20041219_151556_000000532033_00082_14665_7448.N1	19-DEC-2004 15:15:56	Bright	53.000	122	9Alp2Lib	2.7470	9700.0	106	14665	No
316	GOM_NL__2PRFIN20041219_151736_000000552033_00082_14665_7449.N1	19-DEC-2004 15:17:36	Tw_i_and_stray	55.000	15	67Alp Vir	0.97600	28000.	110	14665	No
317	GOM_NL__2PRFIN20041219_152106_000000522033_00082_14665_7450.N1	19-DEC-2004 15:21:06	Dark	51.500	169	46Gam Hya	2.9910	4700.0	103	14665	No
318	GOM_NL__2PRFIN20041219_152311_000000422033_00082_14665_7451.N1	19-DEC-2004 15:23:11	Dark	41.500	81	Eta Cen	2.3560	28000.	83	14665	No
319	GOM_NL__2PRFIN20041219_152425_000000382033_00082_14665_7452.N1	19-DEC-2004 15:24:25	Dark	38.000	78	Alp Lup	2.3040	28000.	76	14665	No
320	GOM_NL__2PRFIN20041219_152755_000000462033_00082_14665_7453.N1	19-DEC-2004 15:27:55	Dark	45.500	4	Alp1Cen	-0.010000	5800.0	91	14665	No
321	GOM_NL__2PRFIN20041219_152958_000000412033_00083_14666_7418.N1	19-DEC-2004 15:29:58	Dark	40.500	20	Bet Cru	1.2530	30000.	81	14666	No
322	GOM_NL__2PRFIN20041219_153151_000000382033_00083_14666_7419.N1	19-DEC-2004 15:31:51	Dark	38.000	112	Alp Mus	2.6880	26000.	76	14666	No
323	GOM_NL__2PRFIN20041219_153604_000000422033_00083_14666_7420.N1	19-DEC-2004 15:36:04	Dark	42.000	159	Ups Car	2.9200	7200.0	84	14666	No
324	GOM_NL__2PRFIN20041219_153731_000000442033_00083_14666_7421.N1	19-DEC-2004 15:37:31	Dark	44.000	71	Iot Car	2.2460	7700.0	88	14666	No
325	GOM_NL__2PRFIN20041219_153923_000000422033_00083_14666_7422.N1	19-DEC-2004 15:39:23	Dark	42.000	41	Eps Car	1.8600	4100.0	84	14666	No
326	GOM_NL__2PRFIN20041219_154215_000000462033_00083_14666_7423.N1	19-DEC-2004 15:42:15	Dark	46.000	34	Gam2Vel	1.7930	23000.	92	14666	No
327	GOM_NL__2PRFIN20041219_154405_000000482033_00083_14666_7424.N1	19-DEC-2004 15:44:05	Dark	48.000	2	Alp Car	-0.73600	7000.0	96	14666	No
328	GOM_NL__2PRFIN20041219_154658_000000542033_00083_14666_7425.N1	19-DEC-2004 15:46:58	Dark	53.500	117	Pi Pup	2.7060	3800.0	107	14666	No
329	GOM_NL__2PRFIN20041219_155006_000000572033_00083_14666_7426.N1	19-DEC-2004 15:50:06	Dark	57.000	23	21Eps CMa	1.5020	26000.	114	14666	Yes
330	GOM_NL__2PRFIN20041219_155150_000000582033_00083_14666_7427.N1	19-DEC-2004 15:51:50	Straylight	57.500	179	24Omi2CMa	3.0320	24000.	115	14666	No
331	GOM_NL__2PRFIN20041219_155442_000000692033_00083_14666_7428.N1	19-DEC-2004 15:54:42	Straylight	69.000	1	9Alp CMa	-1.4400	11000.	138	14666	No
332	GOM_NL__2PRFIN20041219_155754_000000522033_00083_14666_7429.N1	19-DEC-2004 15:57:54	Straylight	51.500	7	19Bet Ori	0.10000	14000.	103	14666	No
333	GOM_NL__2PRFIN20041219_160001_000000522033_00083_14666_7430.N1	19-DEC-2004 16:00:01	Straylight	51.500	30	46Eps Ori	1.6940	30000.	103	14666	No
334	GOM_NL__2PRFIN20041219_160259_000000602033_00083_14666_7431.N1	19-DEC-2004 16:02:59	Tw_i_and_stray	60.000	14	58Alp Ori	0.87000	3000.0	120	14666	No
335	GOM_NL__2PRFIN20041219_160510_000000512033_00083_14666_7432.N1	19-DEC-2004 16:05:10	Tw_i_and_stray	51.000	13	87Alp Tau	0.86700	3800.0	102	14666	No
336	GOM_NL__2PRFIN20041219_160728_000000402033_00083_14666_7433.N1	19-DEC-2004 16:07:28	Bright	39.500	146	25Eta Tau	2.8730	15200.	79	14666	No
337	GOM_NL__2PRFIN20041219_160935_000000382033_00083_14666_7434.N1	19-DEC-2004 16:09:35	Bright	38.000	150	44Zet Per	2.8900	28000.	76	14666	No

338	GOM_NL__2PRFIN20041219_161150_000000382033_00083_14666_7435.N1	19-DEC-2004 16:11:50	Bright	37.500	149	45Eps Per	2.8880	30000.	75	14666	No
339	GOM_NL__2PRFIN20041219_161403_000000372033_00083_14666_7436.N1	19-DEC-2004 16:14:03	Bright	36.500	175	39Del Per	3.0100	19400.	73	14666	No
340	GOM_NL__2PRFIN20041219_161556_000000382033_00083_14666_7437.N1	19-DEC-2004 16:15:56	Bright	37.500	160	23Gam Per	2.9300	4700.0	75	14666	No
341	GOM_NL__2PRFIN20041219_161919_000000382033_00083_14666_7438.N1	19-DEC-2004 16:19:19	Bright	37.500	110	37Del Cas	2.6780	8900.0	75	14666	No
342	GOM_NL__2PRFIN20041219_162543_000000382033_00083_14666_7439.N1	19-DEC-2004 16:25:43	Bright	38.000	49	1Alp UMi	1.9900	6300.0	76	14666	No
343	GOM_NL__2PRFIN20041219_163024_000000392033_00083_14666_7440.N1	19-DEC-2004 16:30:24	Bright	39.000	60	7Bet UMi	2.0810	3950.0	78	14666	No
344	GOM_NL__2PRFIN20041219_163348_000000382033_00083_14666_7441.N1	19-DEC-2004 16:33:48	Bright	38.000	119	14Eta Dra	2.7270	4700.0	76	14666	No
345	GOM_NL__2PRFIN20041219_163534_000000432033_00083_14666_7442.N1	19-DEC-2004 16:35:34	Bright	43.000	55	79Zet UMa	2.0600	10200.	86	14666	No
346	GOM_NL__2PRFIN20041219_163734_000000432033_00083_14666_7443.N1	19-DEC-2004 16:37:34	Bright	43.000	39	85Eta UMa	1.8540	24000.	86	14666	No
347	GOM_NL__2PRFIN20041219_164104_000000402033_00083_14666_7444.N1	19-DEC-2004 16:41:04	Bright	39.500	180	27Gam Boo	3.0400	8000.0	79	14666	No
348	GOM_NL__2PRFIN20041219_164422_000000402033_00083_14666_7445.N1	19-DEC-2004 16:44:22	Bright	40.000	83		2.3780	11000.	80	14666	No
349	GOM_NL__2PRFIN20041219_164750_000000462033_00083_14666_7446.N1	19-DEC-2004 16:47:50	Bright	46.000	111	8Eta Boo	2.6800	6000.0	92	14666	No
350	GOM_NL__2PRFIN20041219_164930_000000352033_00083_14666_7447.N1	19-DEC-2004 16:49:30	Bright	35.000	102	24Alp Ser	2.6000	4250.0	70	14666	No
351	GOM_NL__2PRFIN20041219_165211_000000602033_00083_14666_7448.N1	19-DEC-2004 16:52:11	Bright	60.000	138	47Eps Vir	2.8280	4700.0	120	14666	No
352	GOM_NL__2PRFIN20041219_165633_000000372033_00083_14666_7449.N1	19-DEC-2004 16:56:33	Bright	37.000	122	9Alp2Lib	2.7470	9700.0	74	14666	No
353	GOM_NL__2PRFIN20041219_165812_000000552033_00083_14666_7450.N1	19-DEC-2004 16:58:12	Twi_and_stray	55.000	15	67Alp Vir	0.97600	28000.	110	14666	No
354	GOM_NL__2PRFIN20041219_170143_000000482033_00083_14666_7451.N1	19-DEC-2004 17:01:43	Dark	47.500	169	46Gam Hya	2.9910	4700.0	95	14666	No
355	GOM_NL__2PRFIN20041219_170348_000000412033_00083_14666_7452.N1	19-DEC-2004 17:03:48	Dark	40.500	81	Eta Cen	2.3560	28000.	81	14666	No
356	GOM_NL__2PRFIN20041219_170501_000000402033_00083_14666_7453.N1	19-DEC-2004 17:05:01	Dark	39.500	78	Alp Lup	2.3040	28000.	79	14666	No
357	GOM_NL__2PRFIN20041219_170832_000000442033_00083_14666_7454.N1	19-DEC-2004 17:08:32	Dark	44.000	4	Alp1Cen	-0.010000	5800.0	88	14666	No
358	GOM_NL__2PRFIN20041219_171034_000000482033_00084_14667_7418.N1	19-DEC-2004 17:10:34	Dark	48.000	20	Bet Cru	1.2530	30000.	96	14667	No
359	GOM_NL__2PRFIN20041219_171228_000000392033_00084_14667_7419.N1	19-DEC-2004 17:12:28	Dark	39.000	112	Alp Mus	2.6880	26000.	78	14667	No
360	GOM_NL__2PRFIN20041219_171641_000000412033_00084_14667_7420.N1	19-DEC-2004 17:16:41	Dark	40.500	159	Ups Car	2.9200	7200.0	81	14667	No
361	GOM_NL__2PRFIN20041219_171808_000000452033_00084_14667_7421.N1	19-DEC-2004 17:18:08	Dark	44.500	71	Iot Car	2.2460	7700.0	89	14667	No
362	GOM_NL__2PRFIN20041219_172000_000000522033_00084_14667_7422.N1	19-DEC-2004 17:20:00	Dark	51.500	41	Eps Car	1.8600	4100.0	103	14667	No
363	GOM_NL__2PRFIN20041219_172735_000000572033_00084_14667_7423.N1	19-DEC-2004 17:27:35	Dark	56.500	117	Pi Pup	2.7060	3800.0	113	14667	No
364	GOM_NL__2PRFIN20041219_173042_000000562033_00084_14667_7424.N1	19-DEC-2004 17:30:42	Straylight	55.500	23	21Eps CMa	1.5020	26000.	111	14667	No
365	GOM_NL__2PRFIN20041219_173227_000000552033_00084_14667_7425.N1	19-DEC-2004 17:32:27	Straylight	54.500	179	24Omi2CMa	3.0320	24000.	109	14667	No
366	GOM_NL__2PRFIN20041219_173518_000000622033_00084_14667_7426.N1	19-DEC-2004 17:35:18	Straylight	61.500	1	9Alp CMa	-1.4400	11000.	123	14667	No
367	GOM_NL__2PRFIN20041219_173829_000000552033_00084_14667_7427.N1	19-DEC-2004 17:38:29	Straylight	55.000	7	19Bet Ori	0.10000	14000.	110	14667	No
368	GOM_NL__2PRFIN20041219_174038_000000482033_00084_14667_7428.N1	19-DEC-2004 17:40:38	Straylight	48.000	30	46Eps Ori	1.6940	30000.	96	14667	No
369	GOM_NL__2PRFIN20041219_174335_000000632033_00084_14667_7429.N1	19-DEC-2004 17:43:35	Twi_and_stray	63.000	14	58Alp Ori	0.87000	3000.0	126	14667	No
370	GOM_NL__2PRFIN20041219_174546_000000512033_00084_14667_7430.N1	19-DEC-2004 17:45:46	Twi_and_stray	50.500	13	87Alp Tau	0.86700	3800.0	101	14667	No
371	GOM_NL__2PRFIN20041219_174805_000000392033_00084_14667_7431.N1	19-DEC-2004 17:48:05	Bright	39.000	146	25Eta Tau	2.8730	15200.	78	14667	No
372	GOM_NL__2PRFIN20041219_175011_000000392033_00084_14667_7432.N1	19-DEC-2004 17:50:11	Bright	39.000	150	44Zet Per	2.8900	28000.	78	14667	No
373	GOM_NL__2PRFIN20041219_175226_000000372033_00084_14667_7433.N1	19-DEC-2004 17:52:26	Bright	36.500	149	45Eps Per	2.8880	30000.	73	14667	No
374	GOM_NL__2PRFIN20041219_175440_000000362033_00084_14667_7434.N1	19-DEC-2004 17:54:40	Bright	36.000	175	39Del Per	3.0100	19400.	72	14667	No
375	GOM_NL__2PRFIN20041219_175632_000000382033_00084_14667_7435.N1	19-DEC-2004 17:56:32	Bright	37.500	160	23Gam Per	2.9300	4700.0	75	14667	No
376	GOM_NL__2PRFIN20041219_175956_000000372033_00084_14667_7436.N1	19-DEC-2004 17:59:56	Bright	37.000	110	37Del Cas	2.6780	8900.0	74	14667	No
377	GOM_NL__2PRFIN20041219_180619_000000372033_00084_14667_7437.N1	19-DEC-2004 18:06:19	Bright	36.500	49	1Alp UMi	1.9900	6300.0	73	14667	No
378	GOM_NL__2PRFIN20041219_181100_000000372033_00084_14667_7438.N1	19-DEC-2004 18:11:00	Bright	36.500	60	7Bet UMi	2.0810	3950.0	73	14667	No
379	GOM_NL__2PRFIN20041219_181425_000000382033_00084_14667_7439.N1	19-DEC-2004 18:14:25	Bright	37.500	119	14Eta Dra	2.7270	4700.0	75	14667	No
380	GOM_NL__2PRFIN20041219_181609_000000462033_00084_14667_7440.N1	19-DEC-2004 18:16:09	Bright	45.500	55	79Zet UMa	2.0600	10200.	91	14667	No
381	GOM_NL__2PRFIN20041219_181809_000000432033_00084_14667_7441.N1	19-DEC-2004 18:18:09	Bright	42.500	39	85Eta UMa	1.8540	24000.	85	14667	No
382	GOM_NL__2PRFIN20041219_182140_000000402033_00084_14667_7442.N1	19-DEC-2004 18:21:40	Bright	39.500	180	27Gam Boo	3.0400	8000.0	79	14667	No
383	GOM_NL__2PRFIN20041219_182458_000000382033_00084_14667_7443.N1	19-DEC-2004 18:24:58	Bright	38.000	83		2.3780	11000.	76	14667	No
384	GOM_NL__2PRFIN20041219_182826_000000442033_00084_14667_7444.N1	19-DEC-2004 18:28:26	Bright	43.500	111	8Eta Boo	2.6800	6000.0	87	14667	No
385	GOM_NL__2PRFIN20041219_183005_000000362033_00084_14667_7445.N1	19-DEC-2004 18:30:05	Bright	35.500	102	24Alp Ser	2.6000	4250.0	71	14667	No
386	GOM_NL__2PRFIN20041219_183248_000000632033_00084_14667_7446.N1	19-DEC-2004 18:32:48	Bright	63.000	138	47Eps Vir	2.8280	4700.0	126	14667	No
387	GOM_NL__2PRFIN20041219_183709_000000532033_00084_14667_7447.N1	19-DEC-2004 18:37:09	Bright	53.000	122	9Alp2Lib	2.7470	9700.0	106	14667	No
388	GOM_NL__2PRFIN20041219_183849_000000552033_00084_14667_7448.N1	19-DEC-2004 18:38:49	Twi_and_stray	54.500	15	67Alp Vir	0.97600	28000.	109	14667	No
389	GOM_NL__2PRFIN20041219_184220_000000502033_00084_14667_7449.N1	19-DEC-2004 18:42:20	Dark	50.000	169	46Gam Hya	2.9910	4700.0	100	14667	No
390	GOM_NL__2PRFIN20041219_184424_000000412033_00084_14667_7450.N1	19-DEC-2004 18:44:24	Dark	41.000	81	Eta Cen	2.3560	28000.	82	14667	No
391	GOM_NL__2PRFIN20041219_184538_000000402033_00084_14667_7451.N1	19-DEC-2004 18:45:38	Dark	40.000	78	Alp Lup	2.3040	28000.	80	14667	No
392	GOM_NL__2PRFIN20041219_184908_000000522033_00084_14667_7452.N1	19-DEC-2004 18:49:08	Dark	52.000	4	Alp1Cen	-0.010000	5800.0	104	14667	No
393	GOM_NL__2PRFIN20041219_185111_000000442033_00085_14668_7418.N1	19-DEC-2004 18:51:11	Dark	43.500	20	Bet Cru	1.2530	30000.	87	14668	No
394	GOM_NL__2PRFIN20041219_185304_000000392033_00085_14668_7419.N1	19-DEC-2004 18:53:04	Dark	38.500	112	Alp Mus	2.6880	26000.	77	14668	No
395	GOM_NL__2PRFIN20041219_185718_000000412033_00085_14668_7420.N1	19-DEC-2004 18:57:18	Dark	40.500	159	Ups Car	2.9200	7200.0	81	14668	No
396	GOM_NL__2PRFIN20041219_185846_000000432033_00085_14668_7421.N1	19-DEC-2004 18:58:46	Dark	42.500	71	Iot Car	2.2460	7700.0	85	14668	No



397	GOM_NL__2PRFIN20041219_190036_000000332033_00085_14668_7422.N1	19-DEC-2004 19:00:36	Dark	33.000	41	Eps Car	1.8600	4100.0	66	14668	No
398	GOM_NL__2PRFIN20041219_190330_000000482033_00085_14668_7423.N1	19-DEC-2004 19:03:30	Dark	48.000	34	Gam2Vel	1.7930	23000.	96	14668	No
399	GOM_NL__2PRFIN20041219_190519_000000542033_00085_14668_7424.N1	19-DEC-2004 19:05:19	Dark	54.000	2	Alp Car	-0.73600	7000.0	108	14668	No
400	GOM_NL__2PRFIN20041219_190812_000000632033_00085_14668_7425.N1	19-DEC-2004 19:08:12	Dark	63.000	117	Pi Pup	2.7060	3800.0	126	14668	No
401	GOM_NL__2PRFIN20041219_191119_000000562033_00085_14668_7426.N1	19-DEC-2004 19:11:19	Straylight	55.500	23	21Eps CMa	1.5020	26000.	111	14668	No
402	GOM_NL__2PRFIN20041219_191303_000000532033_00085_14668_7427.N1	19-DEC-2004 19:13:03	Straylight	53.000	179	24Omi2CMa	3.0320	24000.	106	14668	No
403	GOM_NL__2PRFIN20041219_191554_000000692033_00085_14668_7428.N1	19-DEC-2004 19:15:54	Straylight	69.000	1	9Alp CMa	-1.4400	11000.	138	14668	No
404	GOM_NL__2PRFIN20041219_191905_000000552033_00085_14668_7429.N1	19-DEC-2004 19:19:05	Straylight	54.500	7	19Bet Ori	0.10000	14000.	109	14668	No
405	GOM_NL__2PRFIN20041219_192114_000000502033_00085_14668_7430.N1	19-DEC-2004 19:21:14	Straylight	49.500	30	46Eps Ori	1.6940	30000.	99	14668	No
406	GOM_NL__2PRFIN20041219_192411_000000582033_00085_14668_7431.N1	19-DEC-2004 19:24:11	Tw_i_and_stray	57.500	14	58Alp Ori	0.87000	3000.0	115	14668	No
407	GOM_NL__2PRFIN20041219_192622_000000502033_00085_14668_7432.N1	19-DEC-2004 19:26:22	Tw_i_and_stray	50.000	13	87Alp Tau	0.86700	3800.0	100	14668	No
408	GOM_NL__2PRFIN20041219_192840_000000382033_00085_14668_7433.N1	19-DEC-2004 19:28:40	Bright	38.000	146	25Eta Tau	2.8730	15200.	76	14668	No
409	GOM_NL__2PRFIN20041219_193047_000000382033_00085_14668_7434.N1	19-DEC-2004 19:30:47	Bright	37.500	150	44Zet Per	2.8900	28000.	75	14668	No
410	GOM_NL__2PRFIN20041219_193302_000000352033_00085_14668_7435.N1	19-DEC-2004 19:33:02	Bright	35.000	149	45Eps Per	2.8880	30000.	70	14668	No
411	GOM_NL__2PRFIN20041219_193516_000000362033_00085_14668_7436.N1	19-DEC-2004 19:35:16	Bright	36.000	175	39Del Per	3.0100	19400.	72	14668	No
412	GOM_NL__2PRFIN20041219_193708_000000382033_00085_14668_7437.N1	19-DEC-2004 19:37:08	Bright	37.500	160	23Gam Per	2.9300	4700.0	75	14668	No
413	GOM_NL__2PRFIN20041219_194032_000000372033_00085_14668_7438.N1	19-DEC-2004 19:40:32	Bright	37.000	110	37Del Cas	2.6780	8900.0	74	14668	No
414	GOM_NL__2PRFIN20041219_194655_000000382033_00085_14668_7439.N1	19-DEC-2004 19:46:55	Bright	37.500	49	1Alp UMi	1.9900	6300.0	75	14668	No
415	GOM_NL__2PRFIN20041219_195136_000000392033_00085_14668_7440.N1	19-DEC-2004 19:51:36	Bright	38.500	60	7Bet UMi	2.0810	3950.0	77	14668	No
416	GOM_NL__2PRFIN20041219_195501_000000392033_00085_14668_7441.N1	19-DEC-2004 19:55:01	Bright	38.500	119	14Eta Dra	2.7270	4700.0	77	14668	No
417	GOM_NL__2PRFIN20041219_195644_000000452033_00085_14668_7442.N1	19-DEC-2004 19:56:44	Bright	44.500	55	79Zet UMa	2.0600	10200.	89	14668	No
418	GOM_NL__2PRFIN20041219_195846_000000422033_00085_14668_7443.N1	19-DEC-2004 19:58:46	Bright	42.000	39	85Eta UMa	1.8540	24000.	84	14668	No
419	GOM_NL__2PRFIN20041219_200216_000000412033_00085_14668_7444.N1	19-DEC-2004 20:02:16	Bright	41.000	180	27Gam Boo	3.0400	8000.0	82	14668	No
420	GOM_NL__2PRFIN20041219_200534_000000392033_00085_14668_7445.N1	19-DEC-2004 20:05:34	Bright	39.000	83		2.3780	11000.	78	14668	No
421	GOM_NL__2PRFIN20041219_200903_000000552033_00085_14668_7446.N1	19-DEC-2004 20:09:03	Bright	55.000	111	8Eta Boo	2.6800	6000.0	110	14668	No
422	GOM_NL__2PRFIN20041219_201041_000000362033_00085_14668_7447.N1	19-DEC-2004 20:10:41	Bright	36.000	102	24Alp Ser	2.6000	4250.0	72	14668	No
423	GOM_NL__2PRFIN20041219_201324_000000622033_00085_14668_7448.N1	19-DEC-2004 20:13:24	Bright	61.500	138	47Eps Vir	2.8280	4700.0	123	14668	No
424	GOM_NL__2PRFIN20041219_201745_000000532033_00085_14668_7449.N1	19-DEC-2004 20:17:45	Bright	53.000	122	9Alp2Lib	2.7470	9700.0	106	14668	No
425	GOM_NL__2PRFIN20041219_201926_000000552033_00085_14668_7450.N1	19-DEC-2004 20:19:26	Tw_i_and_stray	55.000	15	67Alp Vir	0.97600	28000.	110	14668	No
426	GOM_NL__2PRFIN20041219_202257_000000472033_00085_14668_7451.N1	19-DEC-2004 20:22:57	Dark	47.000	169	46Gam Hya	2.9910	4700.0	94	14668	No
427	GOM_NL__2PRFIN20041219_202500_000000402033_00085_14668_7452.N1	19-DEC-2004 20:25:00	Dark	40.000	81	Eta Cen	2.3560	28000.	80	14668	No
428	GOM_NL__2PRFIN20041219_202614_000000402033_00085_14668_7453.N1	19-DEC-2004 20:26:14	Dark	40.000	78	Alp Lup	2.3040	28000.	80	14668	No
429	GOM_NL__2PRFIN20041219_202944_000000412033_00085_14668_7454.N1	19-DEC-2004 20:29:44	Dark	41.000	4	Alp1Cen	-0.010000	5800.0	82	14668	No
430	GOM_NL__2PRFIN20041219_203147_000000422033_00086_14669_8263.N1	19-DEC-2004 20:31:47	Dark	42.000	20	Bet Cru	1.2530	30000.	84	14669	No
431	GOM_NL__2PRFIN20041219_203340_000000412033_00086_14669_8264.N1	19-DEC-2004 20:33:40	Dark	40.500	112	Alp Mus	2.6880	26000.	81	14669	No
432	GOM_NL__2PRFIN20041219_203753_000000412033_00086_14669_8265.N1	19-DEC-2004 20:37:53	Dark	40.500	159	Ups Car	2.9200	7200.0	81	14669	No
433	GOM_NL__2PRFIN20041219_203922_000000452033_00086_14669_8266.N1	19-DEC-2004 20:39:22	Dark	44.500	71	Iot Car	2.2460	7700.0	89	14669	No
434	GOM_NL__2PRFIN20041219_204112_000000432033_00086_14669_8267.N1	19-DEC-2004 20:41:12	Dark	43.000	41	Eps Car	1.8600	4100.0	86	14669	No
435	GOM_NL__2PRFIN20041219_204555_000000542033_00086_14669_8268.N1	19-DEC-2004 20:45:55	Dark	54.000	2	Alp Car	-0.73600	7000.0	108	14669	No
436	GOM_NL__2PRFIN20041219_204848_000000552033_00086_14669_8269.N1	19-DEC-2004 20:48:48	Dark	54.500	117	Pi Pup	2.7060	3800.0	109	14669	No
437	GOM_NL__2PRFIN20041219_205155_000000592033_00086_14669_8270.N1	19-DEC-2004 20:51:55	Straylight	59.000	23	21Eps CMa	1.5020	26000.	118	14669	No
438	GOM_NL__2PRFIN20041219_205337_000000582033_00086_14669_8271.N1	19-DEC-2004 20:53:37	Straylight	57.500	179	24Omi2CMa	3.0320	24000.	115	14669	No
439	GOM_NL__2PRFIN20041219_205630_000000632033_00086_14669_8272.N1	19-DEC-2004 20:56:30	Straylight	62.500	1	9Alp CMa	-1.4400	11000.	125	14669	No
440	GOM_NL__2PRFIN20041219_205939_000000522033_00086_14669_8273.N1	19-DEC-2004 20:59:39	Straylight	52.000	7	19Bet Ori	0.10000	14000.	104	14669	No
441	GOM_NL__2PRFIN20041219_210147_000000552033_00086_14669_8274.N1	19-DEC-2004 21:01:47	Straylight	54.500	30	46Eps Ori	1.6940	30000.	109	14669	No
442	GOM_NL__2PRFIN20041219_210446_000000592033_00086_14669_8275.N1	19-DEC-2004 21:04:46	Tw_i_and_stray	59.000	14	58Alp Ori	0.87000	3000.0	118	14669	No
443	GOM_NL__2PRFIN20041219_210657_000000492033_00086_14669_8276.N1	19-DEC-2004 21:06:57	Tw_i_and_stray	48.500	13	87Alp Tau	0.86700	3800.0	97	14669	No
444	GOM_NL__2PRFIN20041219_210916_000000382033_00086_14669_8277.N1	19-DEC-2004 21:09:16	Bright	38.000	146	25Eta Tau	2.8730	15200.	76	14669	No
445	GOM_NL__2PRFIN20041219_211120_000000402033_00086_14669_8278.N1	19-DEC-2004 21:11:20	Bright	40.000	150	44Zet Per	2.8900	28000.	80	14669	No
446	GOM_NL__2PRFIN20041219_211337_000000382033_00086_14669_8279.N1	19-DEC-2004 21:13:37	Bright	37.500	149	45Eps Per	2.8880	30000.	75	14669	No
447	GOM_NL__2PRFIN20041219_211551_000000372033_00086_14669_8280.N1	19-DEC-2004 21:15:51	Bright	37.000	175	39Del Per	3.0100	19400.	74	14669	No
448	GOM_NL__2PRFIN20041219_211744_000000362033_00086_14669_8281.N1	19-DEC-2004 21:17:44	Bright	36.000	160	23Gam Per	2.9300	4700.0	72	14669	No
449	GOM_NL__2PRFIN20041219_212108_000000382033_00086_14669_8282.N1	19-DEC-2004 21:21:08	Bright	37.500	110	37Del Cas	2.6780	8900.0	75	14669	No
450	GOM_NL__2PRFIN20041219_212730_000000362033_00086_14669_8283.N1	19-DEC-2004 21:27:30	Bright	36.000	49	1Alp UMi	1.9900	6300.0	72	14669	No
451	GOM_NL__2PRFIN20041219_213212_000000382033_00086_14669_8284.N1	19-DEC-2004 21:32:12	Bright	37.500	60	7Bet UMi	2.0810	3950.0	75	14669	No
452	GOM_NL__2PRFIN20041219_213536_000000392033_00086_14669_8285.N1	19-DEC-2004 21:35:36	Bright	39.000	119	14Eta Dra	2.7270	4700.0	78	14669	No
453	GOM_NL__2PRFIN20041219_213721_000000422033_00086_14669_8286.N1	19-DEC-2004 21:37:21	Bright	42.000	55	79Zet UMa	2.0600	10200.	84	14669	No
454	GOM_NL__2PRFIN20041219_213921_000000422033_00086_14669_8287.N1	19-DEC-2004 21:39:21	Bright	42.000	39	85Eta UMa	1.8540	24000.	84	14669	No
455	GOM_NL__2PRFIN20041219_214251_000000402033_00086_14669_8288.N1	19-DEC-2004 21:42:51	Bright	39.500	180	27Gam Boo	3.0400	8000.0	79	14669	No

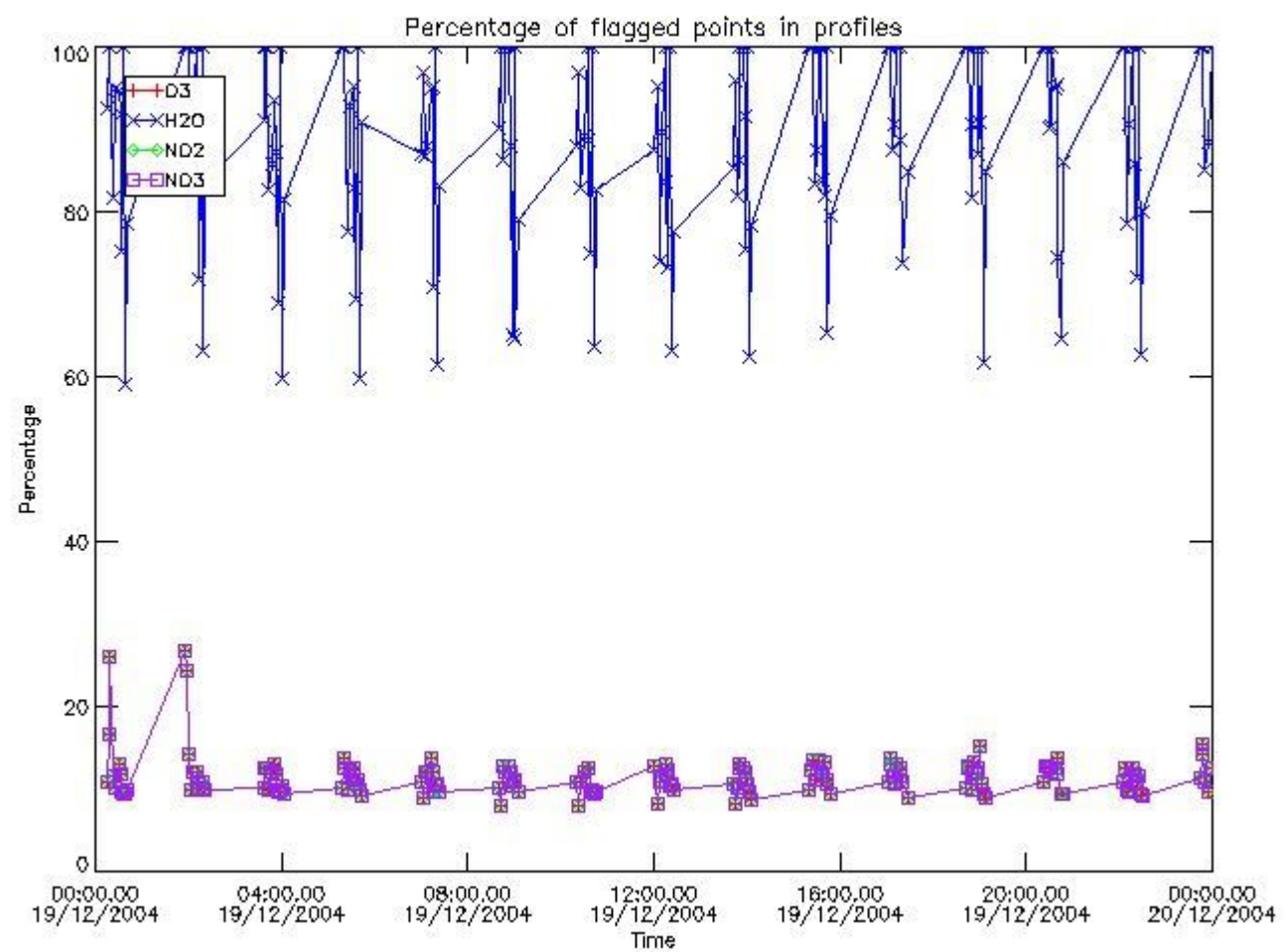


456	GOM_NL__2PRFIN20041219_214610_000000402033_00086_14669_8289.N1	19-DEC-2004 21:46:10	Bright	39.500	83		2.3780	11000.	79	14669	No
457	GOM_NL__2PRFIN20041219_214939_000000552033_00086_14669_8290.N1	19-DEC-2004 21:49:39	Bright	55.000	111	8Eta Boo	2.6800	6000.0	110	14669	No
458	GOM_NL__2PRFIN20041219_215117_000000172033_00086_14669_8291.N1	19-DEC-2004 21:51:17	Twilight	16.500	102	24Alp Ser	2.6000	4250.0	33	14669	No
459	GOM_NL__2PRFIN20041219_215821_000000532033_00086_14669_8292.N1	19-DEC-2004 21:58:21	Dark	53.000	122	9Alp2Lib	2.7470	9700.0	106	14669	Yes
460	GOM_NL__2PRFIN20041219_220002_000000612033_00086_14669_8293.N1	19-DEC-2004 22:00:02	Twilight	60.500	15	67Alp Vir	0.97600	28000.	121	14669	No
461	GOM_NL__2PRFIN20041219_220333_000000472033_00086_14669_8294.N1	19-DEC-2004 22:03:33	Dark	47.000	169	46Gam Hya	2.9910	4700.0	94	14669	No
462	GOM_NL__2PRFIN20041219_220649_000000412033_00086_14669_8295.N1	19-DEC-2004 22:06:49	Dark	40.500	78	Alp Lup	2.3040	28000.	81	14669	No
463	GOM_NL__2PRFIN20041219_221019_000000522033_00086_14669_8296.N1	19-DEC-2004 22:10:19	Dark	52.000	4	Alp1Cen	-0.010000	5800.0	104	14669	No
464	GOM_NL__2PRFIN20041219_221330_000000532033_00087_14670_8263.N1	19-DEC-2004 22:13:30	Dark	53.000	12	Alp1Cru	0.77500	30000.	106	14670	No
465	GOM_NL__2PRFIN20041219_221828_000000452033_00087_14670_8264.N1	19-DEC-2004 22:18:28	Dark	44.500	159	Ups Car	2.9200	7200.0	89	14670	No
466	GOM_NL__2PRFIN20041219_221958_000000432033_00087_14670_8265.N1	19-DEC-2004 22:19:58	Dark	43.000	71	lot Car	2.2460	7700.0	86	14670	No
467	GOM_NL__2PRFIN20041219_222148_000000472033_00087_14670_8266.N1	19-DEC-2004 22:21:48	Dark	47.000	41	Eps Car	1.8600	4100.0	94	14670	No
468	GOM_NL__2PRFIN20041219_222442_000000492033_00087_14670_8267.N1	19-DEC-2004 22:24:42	Dark	48.500	34	Gam2Vel	1.7930	23000.	97	14670	No
469	GOM_NL__2PRFIN20041219_222631_000000542033_00087_14670_8268.N1	19-DEC-2004 22:26:31	Dark	54.000	2	Alp Car	-0.73600	7000.0	108	14670	No
470	GOM_NL__2PRFIN20041219_222924_000000612033_00087_14670_8269.N1	19-DEC-2004 22:29:24	Dark	60.500	117	Pi Pup	2.7060	3800.0	121	14670	No
471	GOM_NL__2PRFIN20041219_223230_000000572033_00087_14670_8270.N1	19-DEC-2004 22:32:30	Straylight	57.000	23	21Eps CMa	1.5020	26000.	114	14670	No
472	GOM_NL__2PRFIN20041219_223413_000000552033_00087_14670_8271.N1	19-DEC-2004 22:34:13	Straylight	55.000	179	24Omi2CMa	3.0320	24000.	110	14670	No
473	GOM_NL__2PRFIN20041219_223706_000000672033_00087_14670_8272.N1	19-DEC-2004 22:37:06	Straylight	67.000	1	9Alp CMa	-1.4400	11000.	134	14670	No
474	GOM_NL__2PRFIN20041219_224018_000000502033_00087_14670_8273.N1	19-DEC-2004 22:40:18	Straylight	49.500	7	19Bet Ori	0.10000	14000.	99	14670	No
475	GOM_NL__2PRFIN20041219_224223_000000532033_00087_14670_8274.N1	19-DEC-2004 22:42:23	Straylight	53.000	30	46Eps Ori	1.6940	30000.	106	14670	No
476	GOM_NL__2PRFIN20041219_224521_000000632033_00087_14670_8275.N1	19-DEC-2004 22:45:21	Twilight	62.500	14	58Alp Ori	0.87000	3000.0	125	14670	No
477	GOM_NL__2PRFIN20041219_224733_000000502033_00087_14670_8276.N1	19-DEC-2004 22:47:33	Twilight	50.000	13	87Alp Tau	0.86700	3800.0	100	14670	No
478	GOM_NL__2PRFIN20041219_224953_000000372033_00087_14670_8277.N1	19-DEC-2004 22:49:53	Bright	36.500	146	25Eta Tau	2.8730	15200.	73	14670	No
479	GOM_NL__2PRFIN20041219_225158_000000392033_00087_14670_8278.N1	19-DEC-2004 22:51:58	Bright	39.000	150	44Zet Per	2.8900	28000.	78	14670	No
480	GOM_NL__2PRFIN20041219_225414_000000382033_00087_14670_8279.N1	19-DEC-2004 22:54:14	Bright	38.000	149	45Eps Per	2.8880	30000.	76	14670	No
481	GOM_NL__2PRFIN20041219_225627_000000362033_00087_14670_8280.N1	19-DEC-2004 22:56:27	Bright	36.000	175	39Del Per	3.0100	19400.	72	14670	No
482	GOM_NL__2PRFIN20041219_225819_000000382033_00087_14670_8281.N1	19-DEC-2004 22:58:19	Bright	38.000	160	23Gam Per	2.9300	4700.0	76	14670	No
483	GOM_NL__2PRFIN20041219_230144_000000382033_00087_14670_8282.N1	19-DEC-2004 23:01:44	Bright	38.000	110	37Del Cas	2.6780	8900.0	76	14670	No
484	GOM_NL__2PRFIN20041219_230807_000000382033_00087_14670_8283.N1	19-DEC-2004 23:08:07	Bright	38.000	49	1Alp UMi	1.9900	6300.0	76	14670	No
485	GOM_NL__2PRFIN20041219_231247_000000392033_00087_14670_8284.N1	19-DEC-2004 23:12:47	Bright	38.500	60	7Bet UMi	2.0810	3950.0	77	14670	No
486	GOM_NL__2PRFIN20041219_231612_000000392033_00087_14670_8285.N1	19-DEC-2004 23:16:12	Bright	39.000	119	14Eta Dra	2.7270	4700.0	78	14670	No
487	GOM_NL__2PRFIN20041219_231757_000000612033_00087_14670_8286.N1	19-DEC-2004 23:17:57	Bright	61.000	55	79Zet UMa	2.0600	10200.	122	14670	No
488	GOM_NL__2PRFIN20041219_231957_000000602033_00087_14670_8287.N1	19-DEC-2004 23:19:57	Bright	60.000	39	85Eta UMa	1.8540	24000.	120	14670	No
489	GOM_NL__2PRFIN20041219_232327_000000412033_00087_14670_8288.N1	19-DEC-2004 23:23:27	Bright	40.500	180	27Gam Boo	3.0400	8000.0	81	14670	No
490	GOM_NL__2PRFIN20041219_232646_000000402033_00087_14670_8289.N1	19-DEC-2004 23:26:46	Bright	40.000	83		2.3780	11000.	80	14670	No
491	GOM_NL__2PRFIN20041219_233015_000000632033_00087_14670_8290.N1	19-DEC-2004 23:30:15	Bright	63.000	111	8Eta Boo	2.6800	6000.0	126	14670	No
492	GOM_NL__2PRFIN20041219_233154_000000092033_00087_14670_8291.N1	19-DEC-2004 23:31:54	Straylight	9.0000	102	24Alp Ser	2.6000	4250.0	18	14670	No
493	GOM_NL__2PRFIN20041219_234039_000000522033_00087_14670_8292.N1	19-DEC-2004 23:40:39	Twilight	51.500	15	67Alp Vir	0.97600	28000.	103	14670	No
494	GOM_NL__2PRFIN20041219_234410_000000502033_00087_14670_8293.N1	19-DEC-2004 23:44:10	Dark	49.500	169	46Gam Hya	2.9910	4700.0	99	14670	No
495	GOM_NL__2PRFIN20041219_234612_000000402033_00087_14670_8294.N1	19-DEC-2004 23:46:12	Dark	39.500	81	Eta Cen	2.3560	28000.	79	14670	No
496	GOM_NL__2PRFIN20041219_234725_000000402033_00087_14670_8295.N1	19-DEC-2004 23:47:25	Dark	39.500	78	Alp Lup	2.3040	28000.	79	14670	No
497	GOM_NL__2PRFIN20041219_235055_000000472033_00087_14670_8296.N1	19-DEC-2004 23:50:55	Dark	47.000	4	Alp1Cen	-0.010000	5800.0	94	14670	No
498	GOM_NL__2PRFIN20041219_235409_000000532033_00088_14671_8263.N1	19-DEC-2004 23:54:09	Dark	52.500	12	Alp1Cru	0.77500	30000.	105	14671	No
499	GOM_NL__2PRFIN20041219_235906_000000412033_00088_14671_8264.N1	19-DEC-2004 23:59:06	Dark	40.500	159	Ups Car	2.9200	7200.0	81	14671	No

### 3. Quality information per product

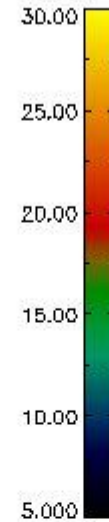
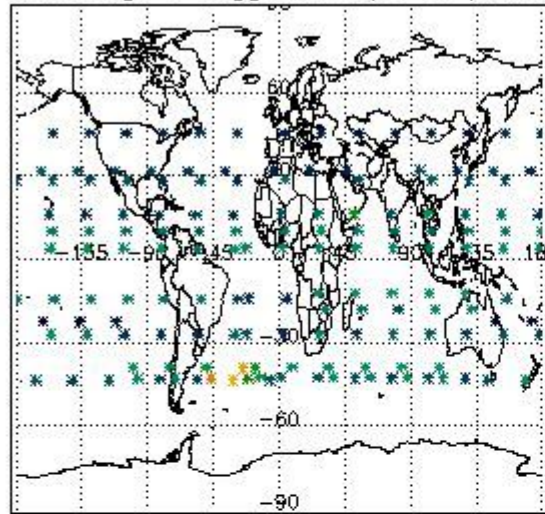
In this section it is plotted some information contained in the Quality Summary data set of the level 2 products. Only products in dark limb conditions and without errors (error flag in the MPH set to "0") are used.

#### 3.1 Plot quality information per product (time dependant)

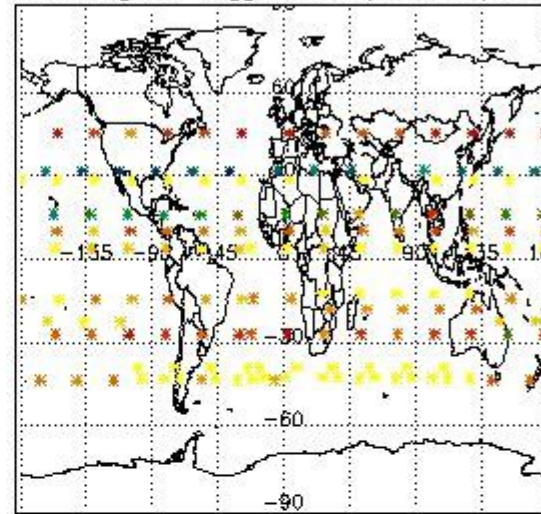


3.2 Plot quality information per product (world map)


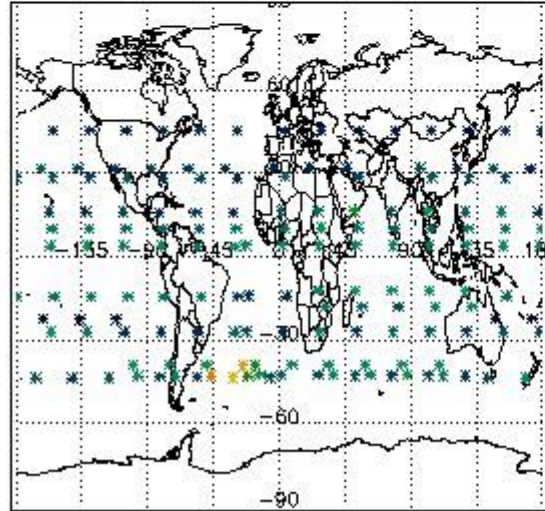
Percentage of flagged data per O3 profile



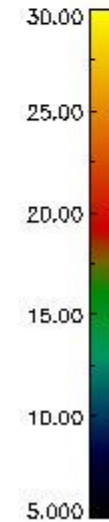
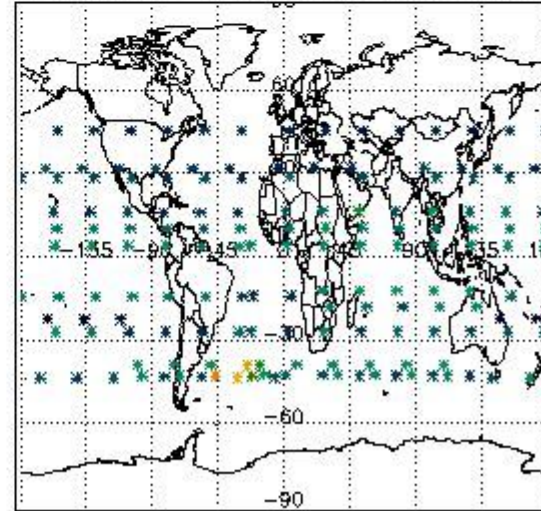
Percentage of flagged data per H2O profile



Percentage of flagged data per NO2 profile



Percentage of flagged data per NO3 profile



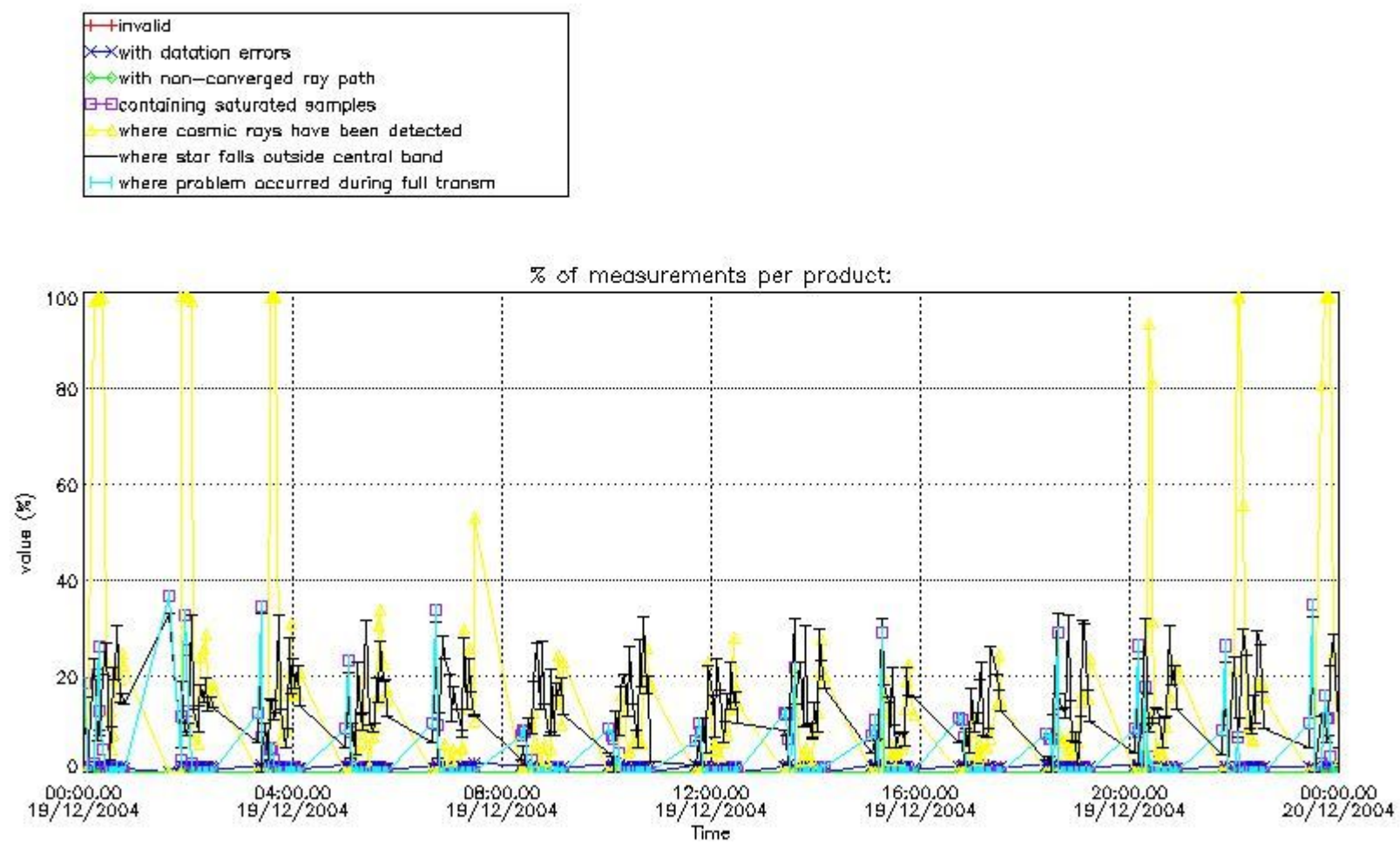
#### 4. Level 1 quality information per product

In this section it is plotted some information contained in the Quality Summary data set of the level 2 products that comes from the level 1b processing. Products without errors (error flag in the MPH set to "0") are used.

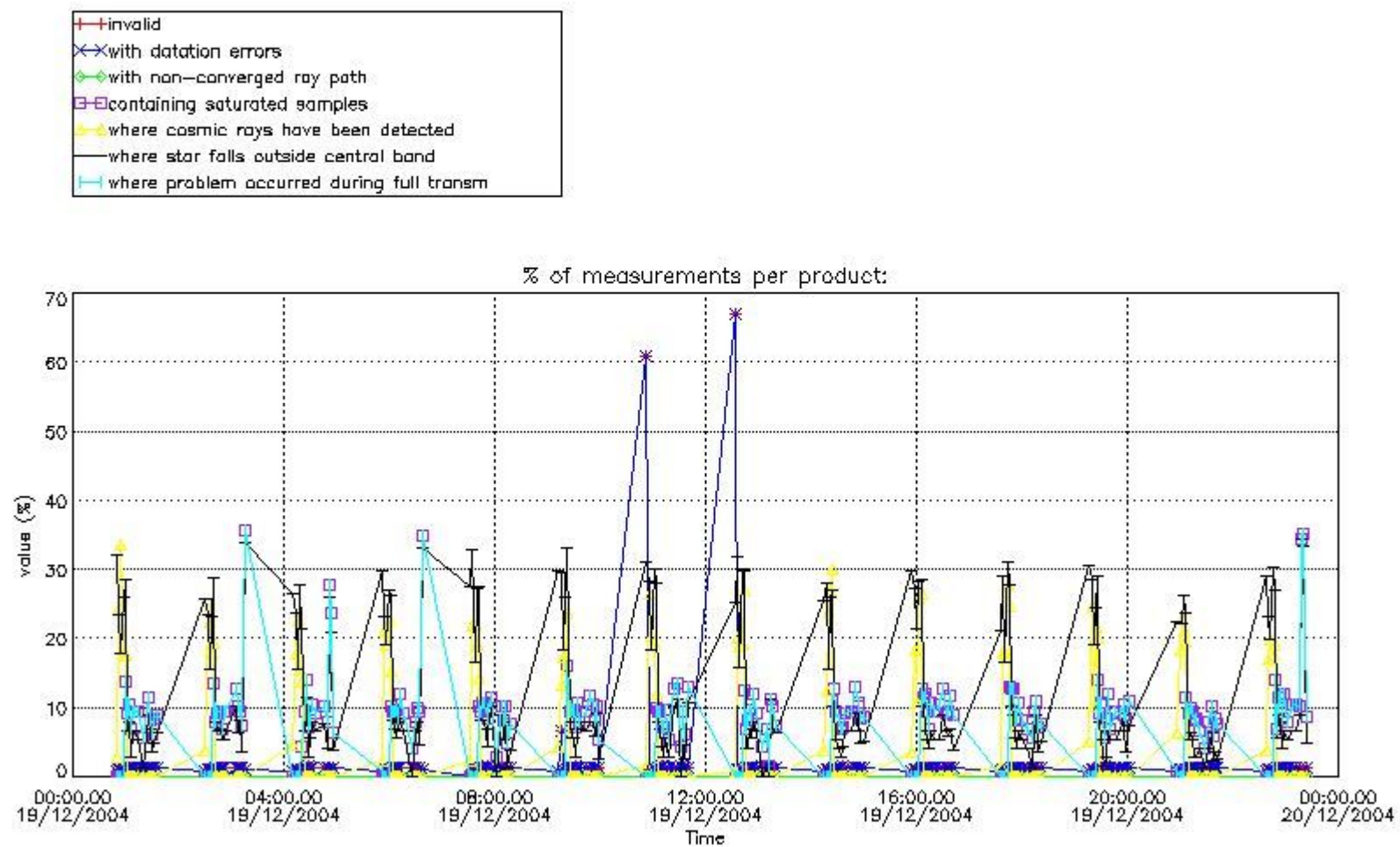
##### 4.1 Plot quality information per product (time dependant) coming from level 1b processing

###### 4.1.1 Plot level 1 quality information per product (time dependant): ENVISAT ASCENDING passes





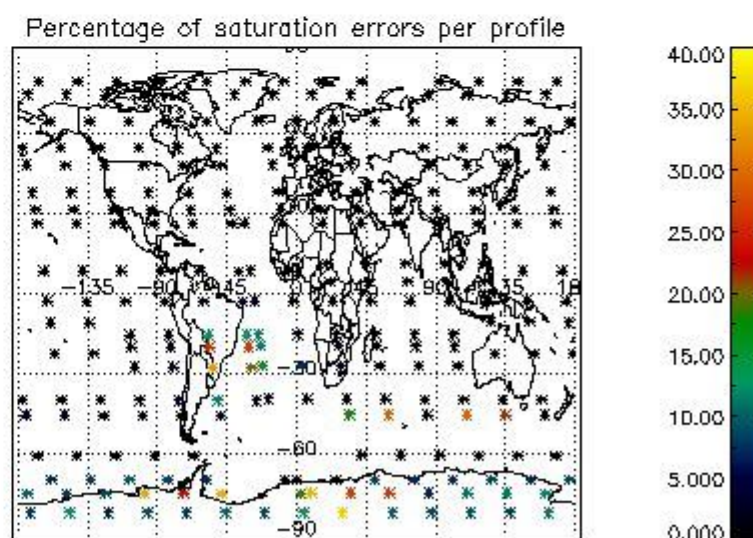
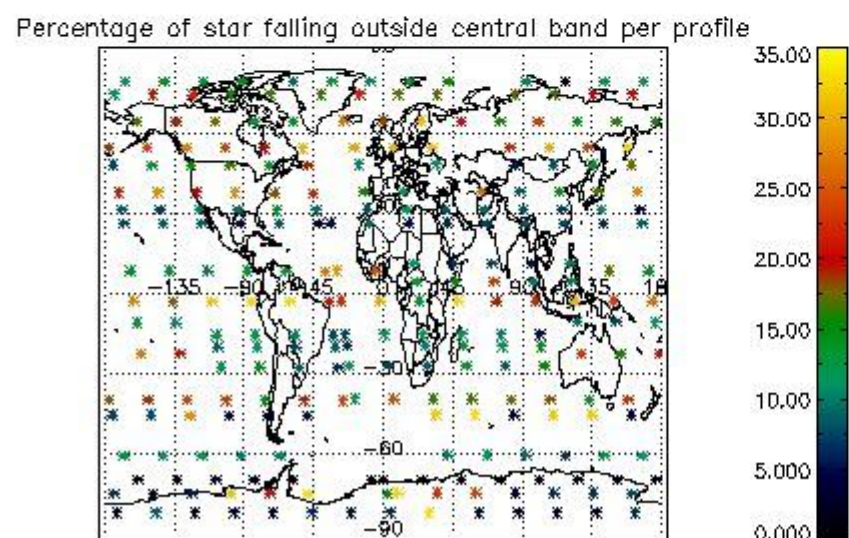
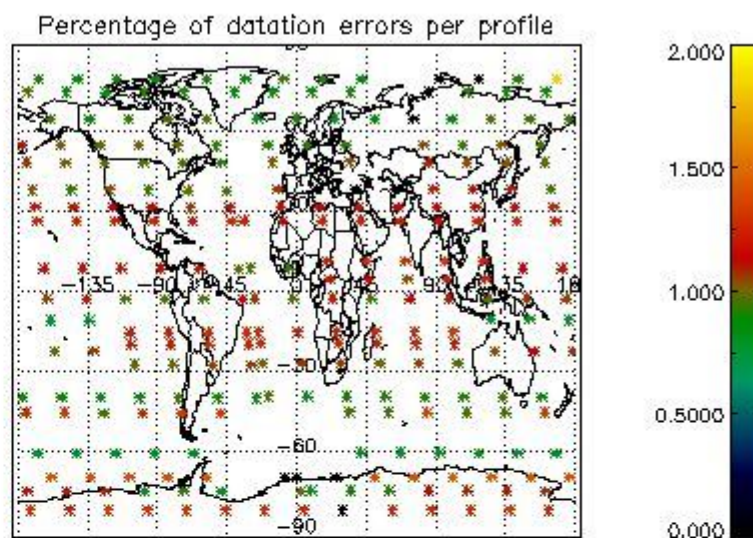
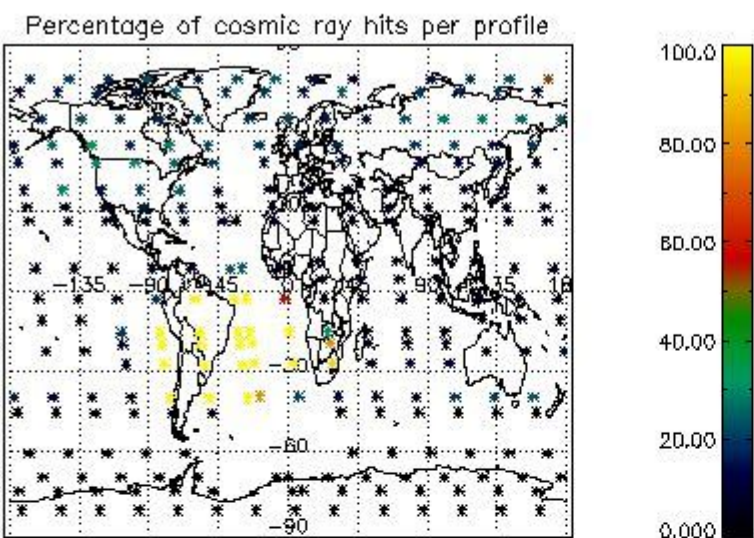
4.1.2 Plot level 1 quality information per product (time dependant): ENVI SAT DESCENDING passes



4.2 Plot quality information per product coming from level 1b processing (world map)

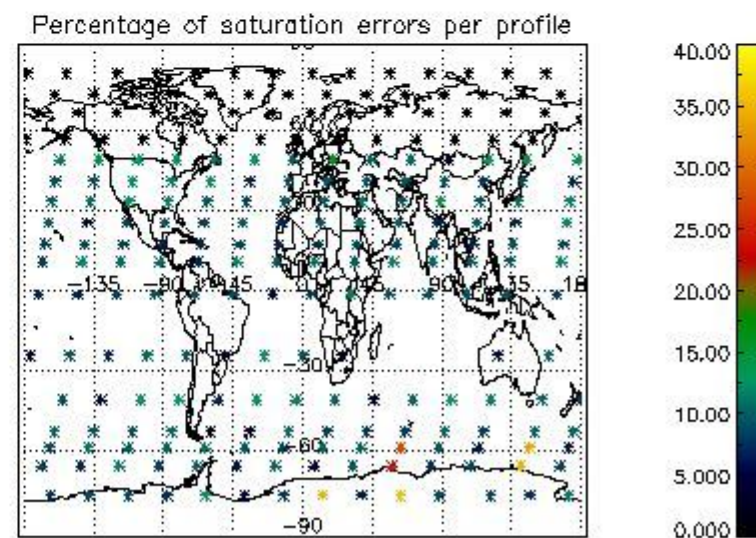
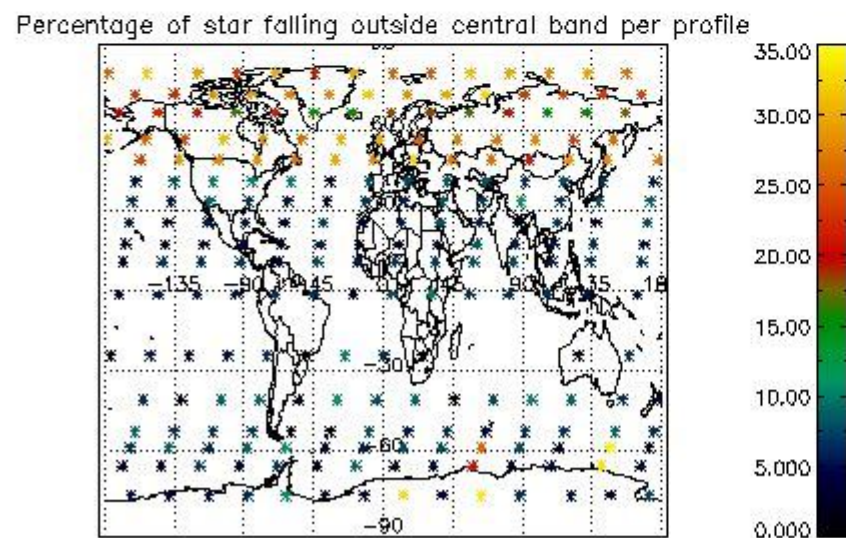
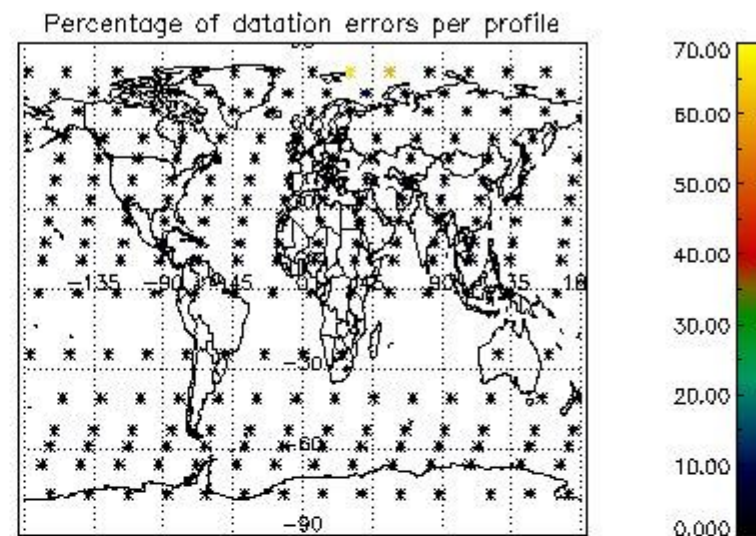
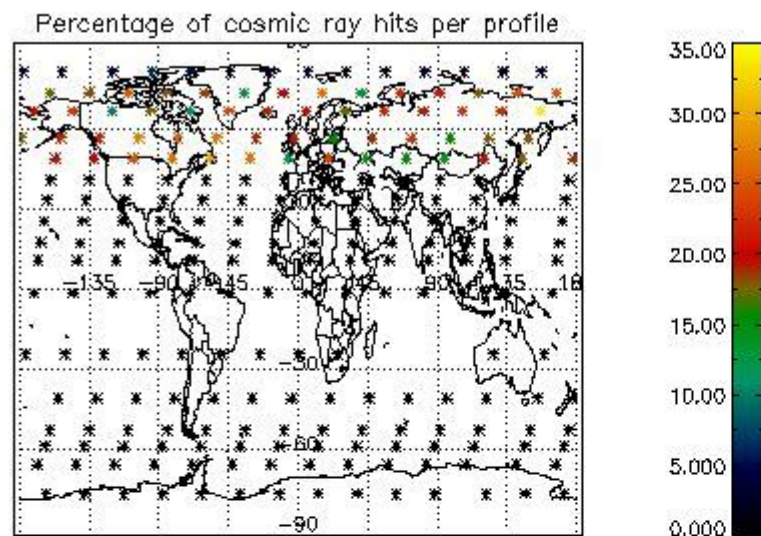
4.2.1 Plot level 1 quality information per product (world map): ENVISAT ASCENDING passes





4.2.2 Plot level 1 quality information per product (world map): ENVISAT DESCENDING passes





## 5. Trace gas profiles

### 5.1 Ozone statistics based on quality of products

The final quality of the products can be "measured" using the STD (Standard Deviation) attached to every point profile. This information is written to the parameter GOM\_NL\_\_2P/NL\_LOCAL\_SPECIES\_DENSITY/o3\_std of the level 2 products. The table below shows the statistics for given STD ranges.

The statistics are given with respect to the overall valid production:

- Products without fatal errors: GOM\_NL\_\_2P/MPH/PRODUCT\_ERR=0
- Valid point profile: GOM\_NL\_\_2P/NL\_LOCAL\_SPECIES\_DENSITY/pcd(0)=0

The 'Criteria' is applied to valid points of dark limb products:

- Products in dark limb illumination condition: GOM\_NL\_\_2P/NL\_SUMMARY\_QUALITY/obs\_ill\_cond=0
- Products without fatal errors: GOM\_NL\_\_2P/MPH/PRODUCT\_ERR=0
- Valid point profile: GOM\_NL\_\_2P/NL\_LOCAL\_SPECIES\_DENSITY/pcd(0)=0

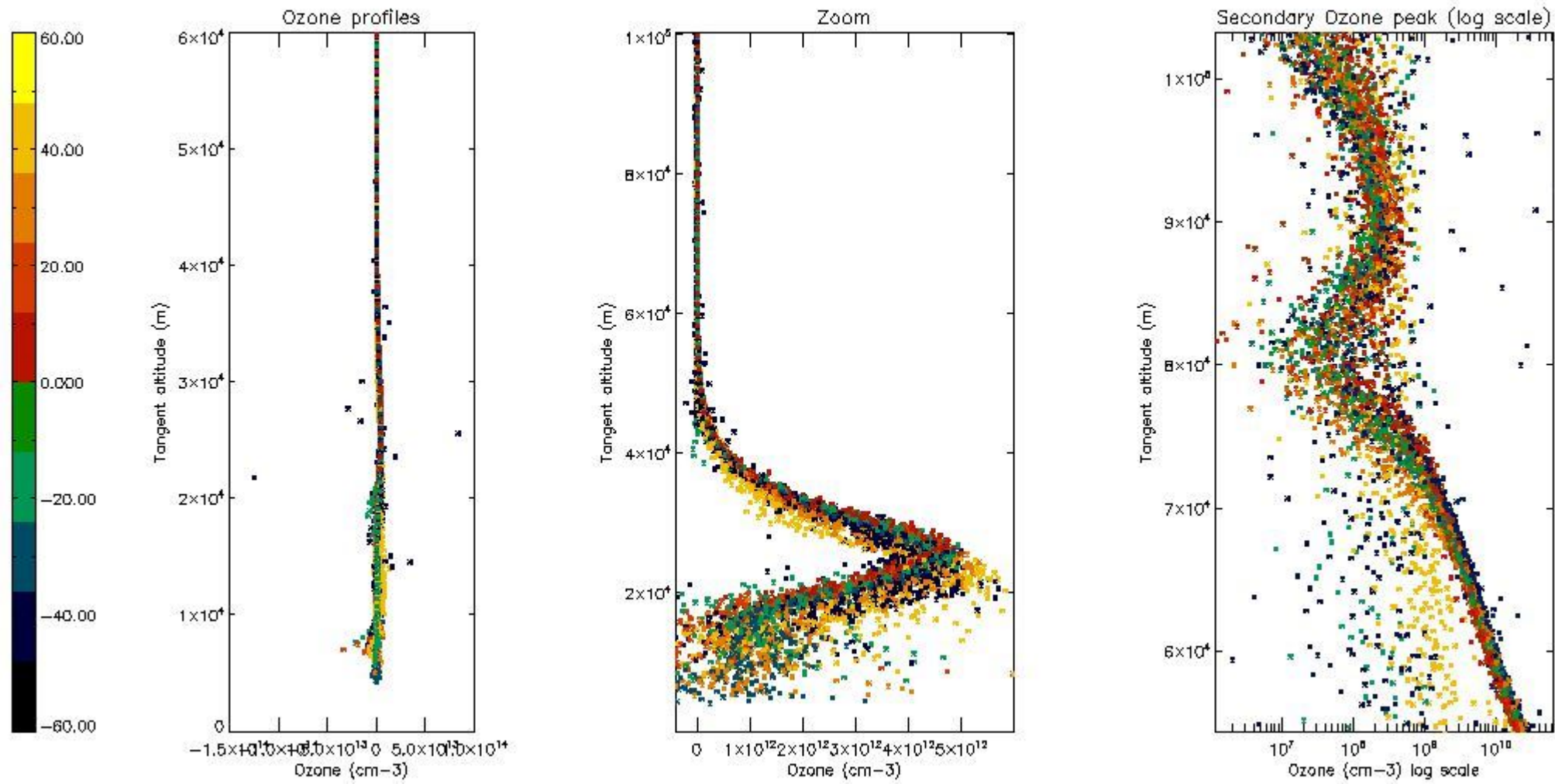
So, the table below shows the percentage of dark limb and valid observations for each criteria with respect to the overall valid daily observations.

Criteria	% of total production
All STD	33
STD < 20	17

STD < 10	13
STD < 5	8

5.2 Plot ozone profiles for all STD (dark without errors)

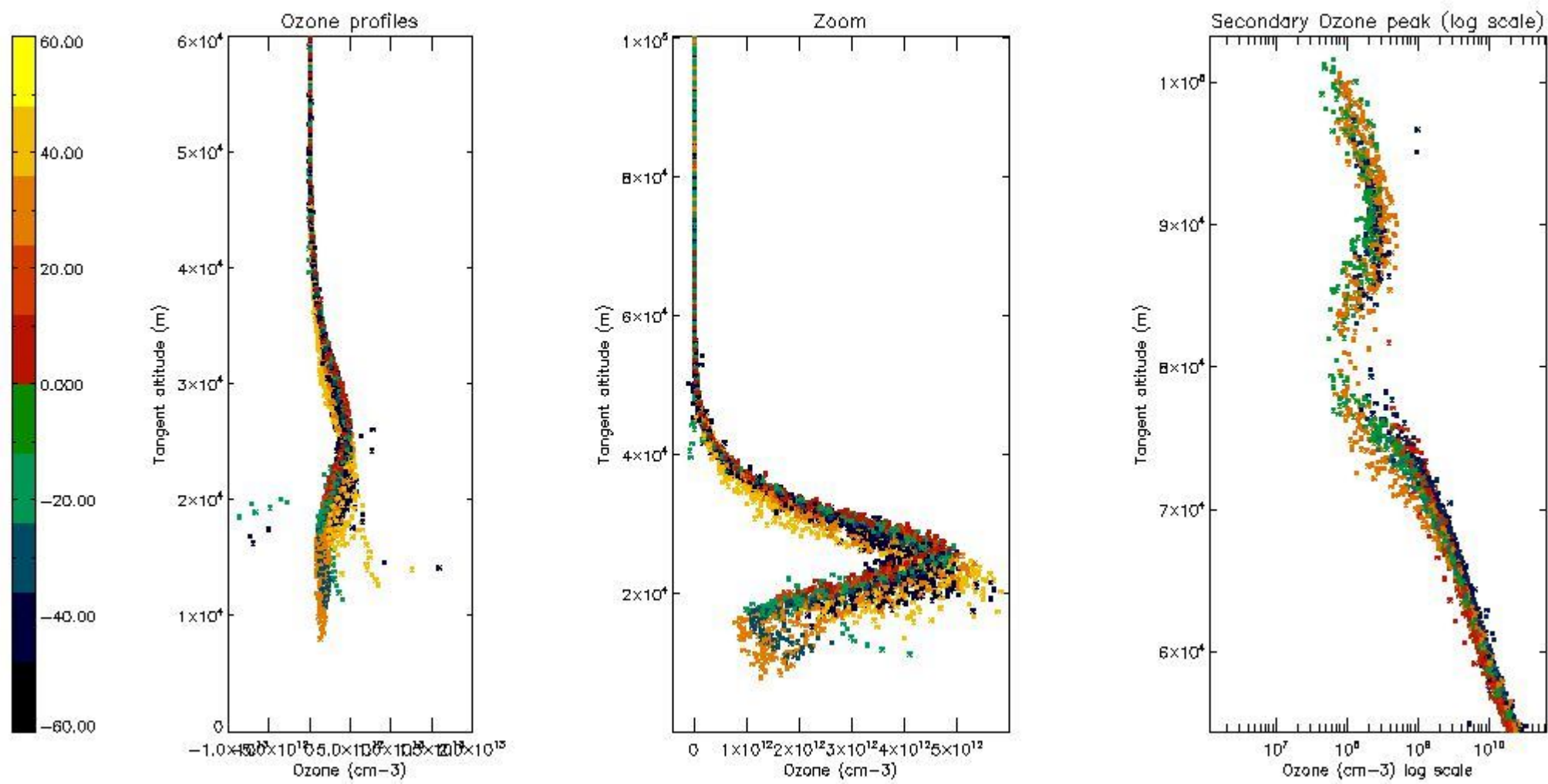
The colorbar represents the latitude.



5.3 Plot ozone profiles where STD < 20% (dark without errors)

The colorbar represents the latitude.

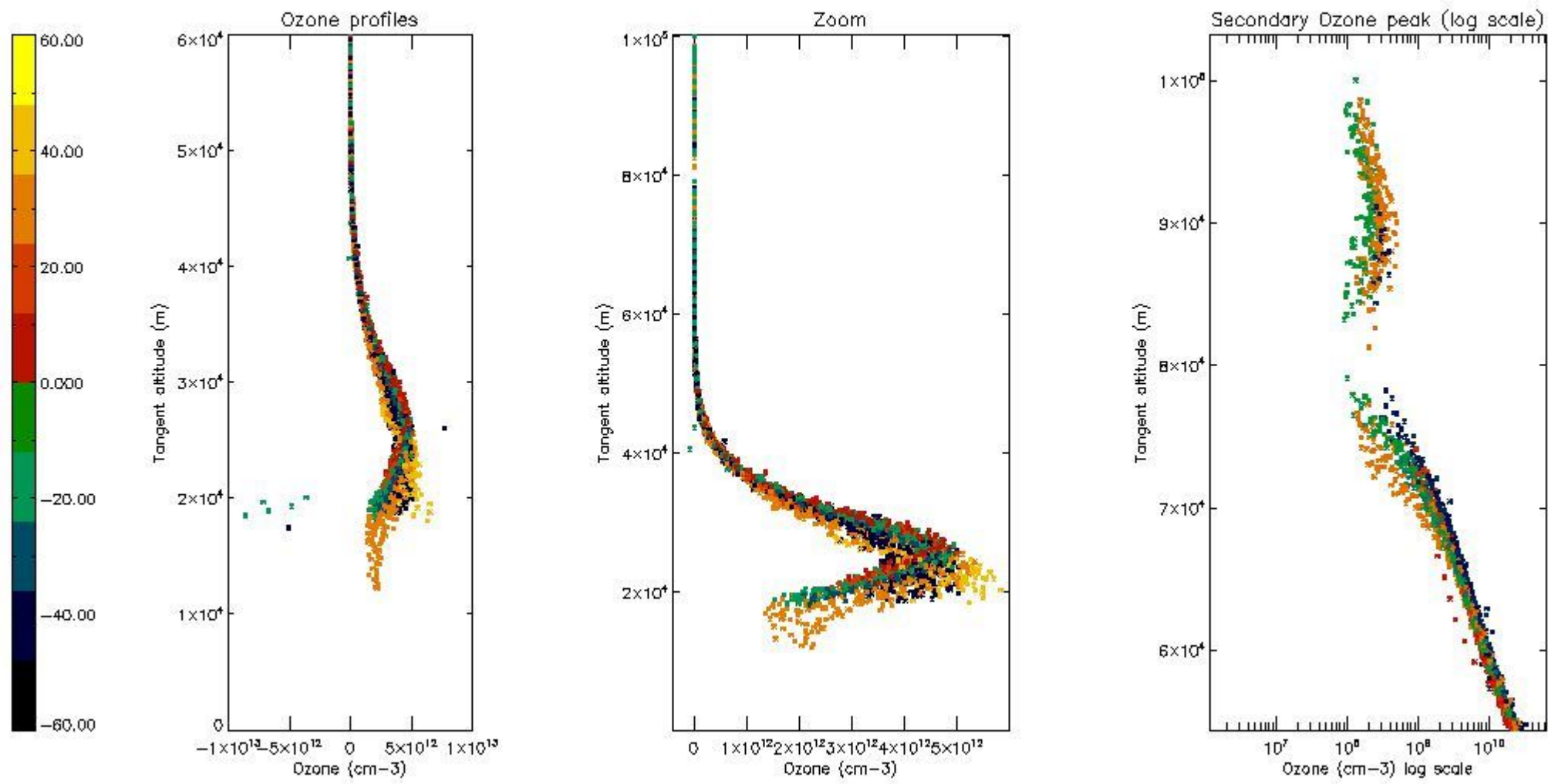




*5.4 Plot ozone profiles where STD < 10% (dark without errors)*

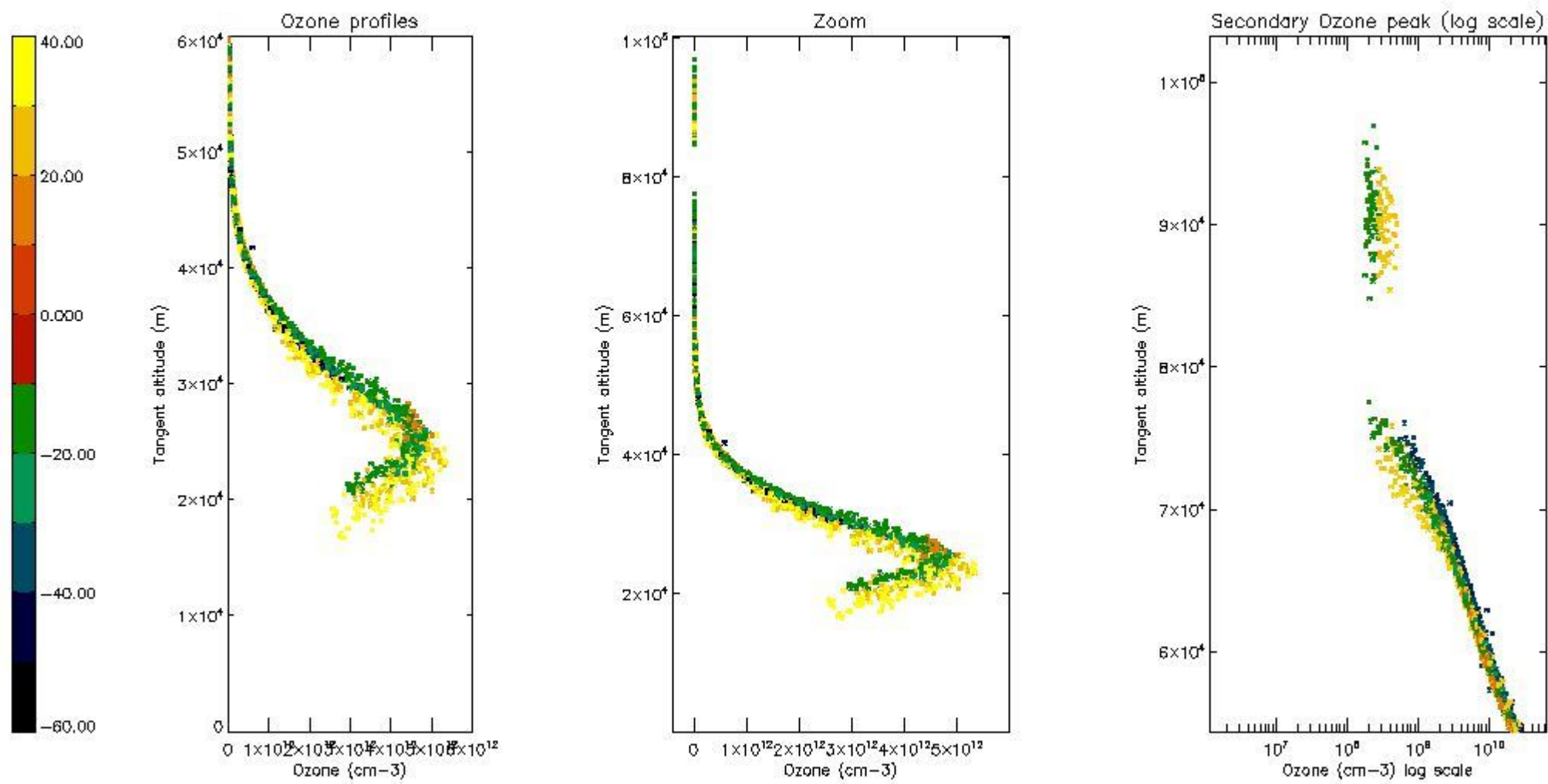
The colorbar represents the latitude.





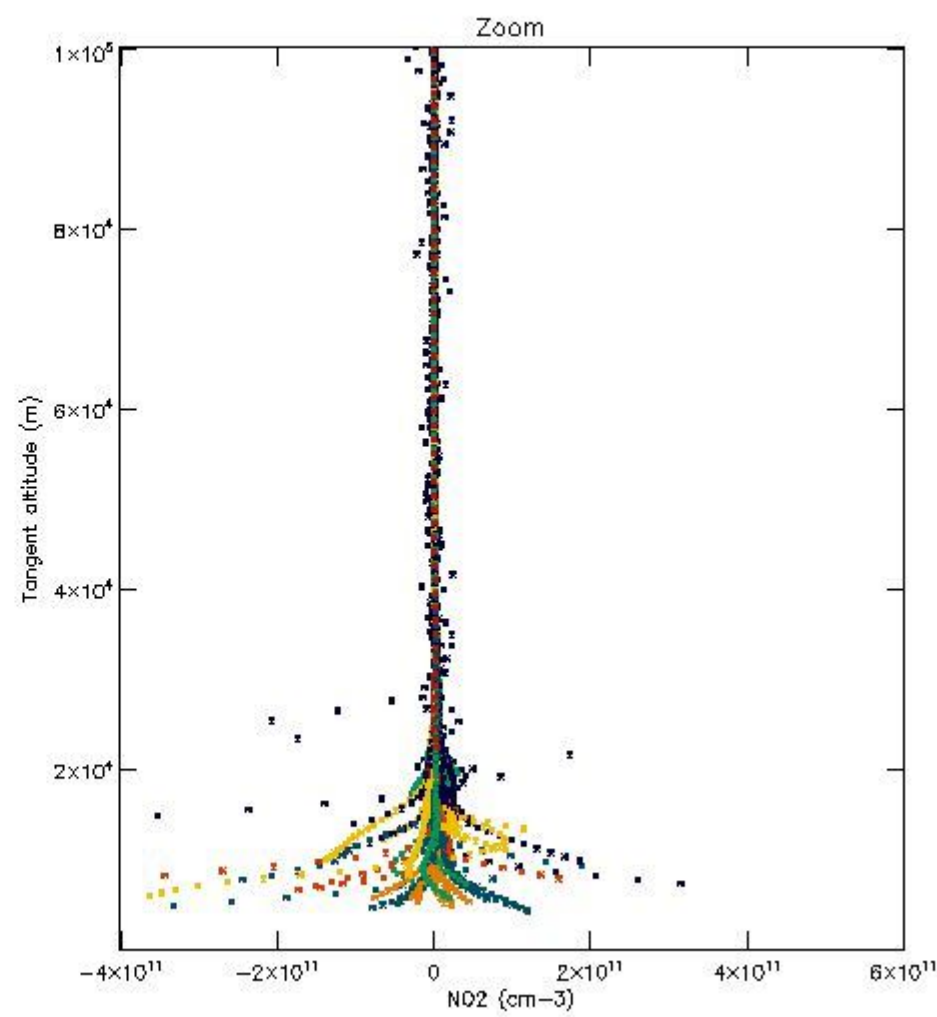
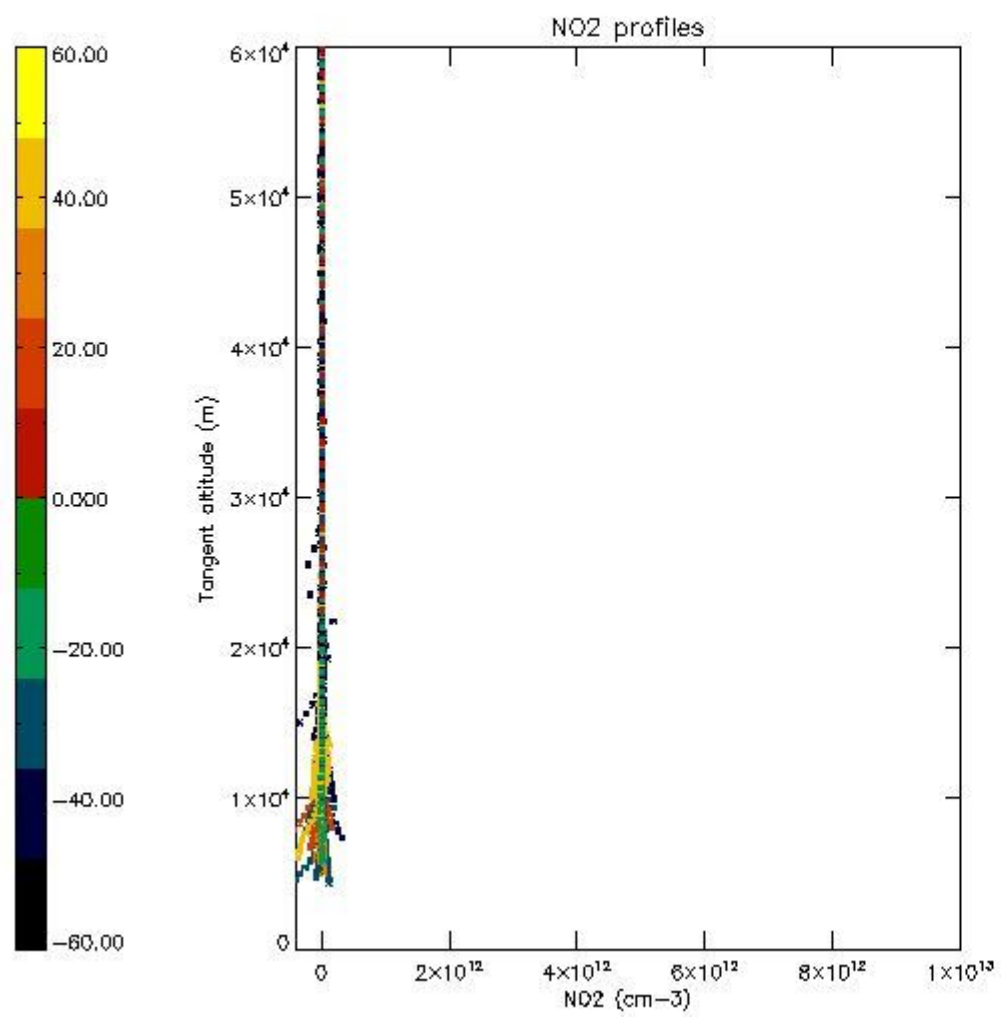
*5.5 Plot ozone profiles where STD < 5% (dark without errors)*

The colorbar represents the latitude.



*5.6 Plot NO<sub>2</sub> profiles for all STD (dark without errors)*

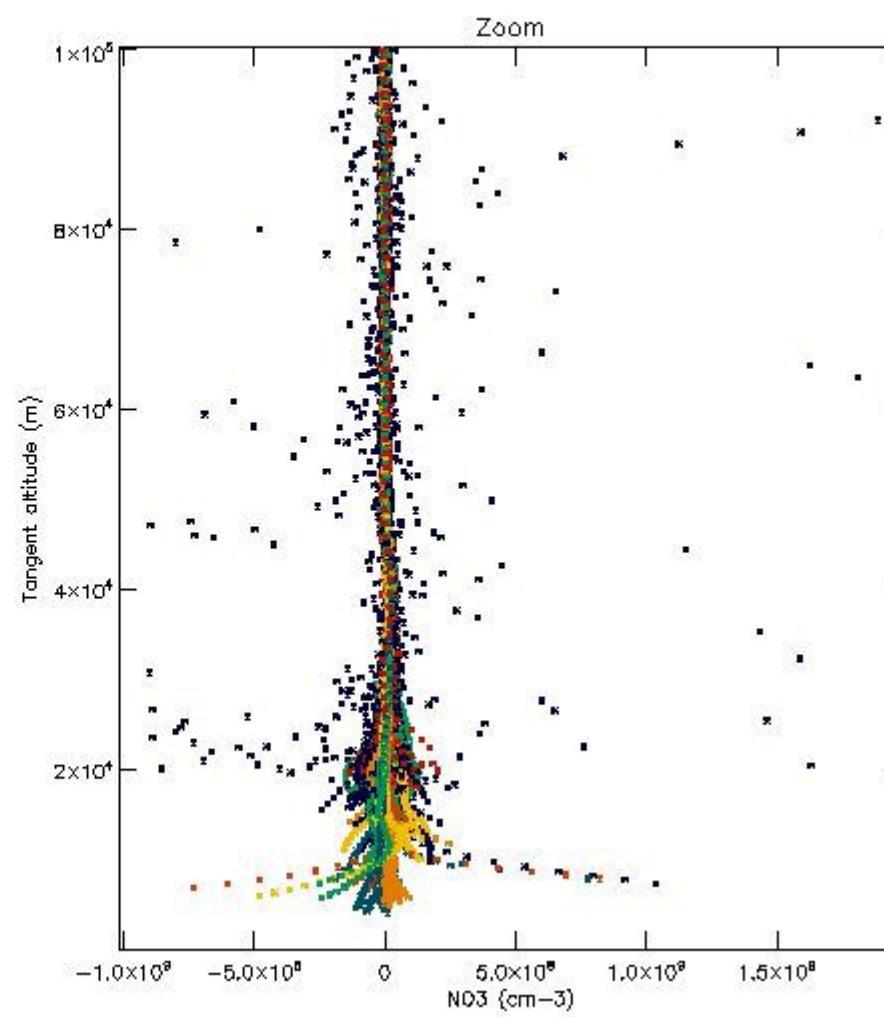
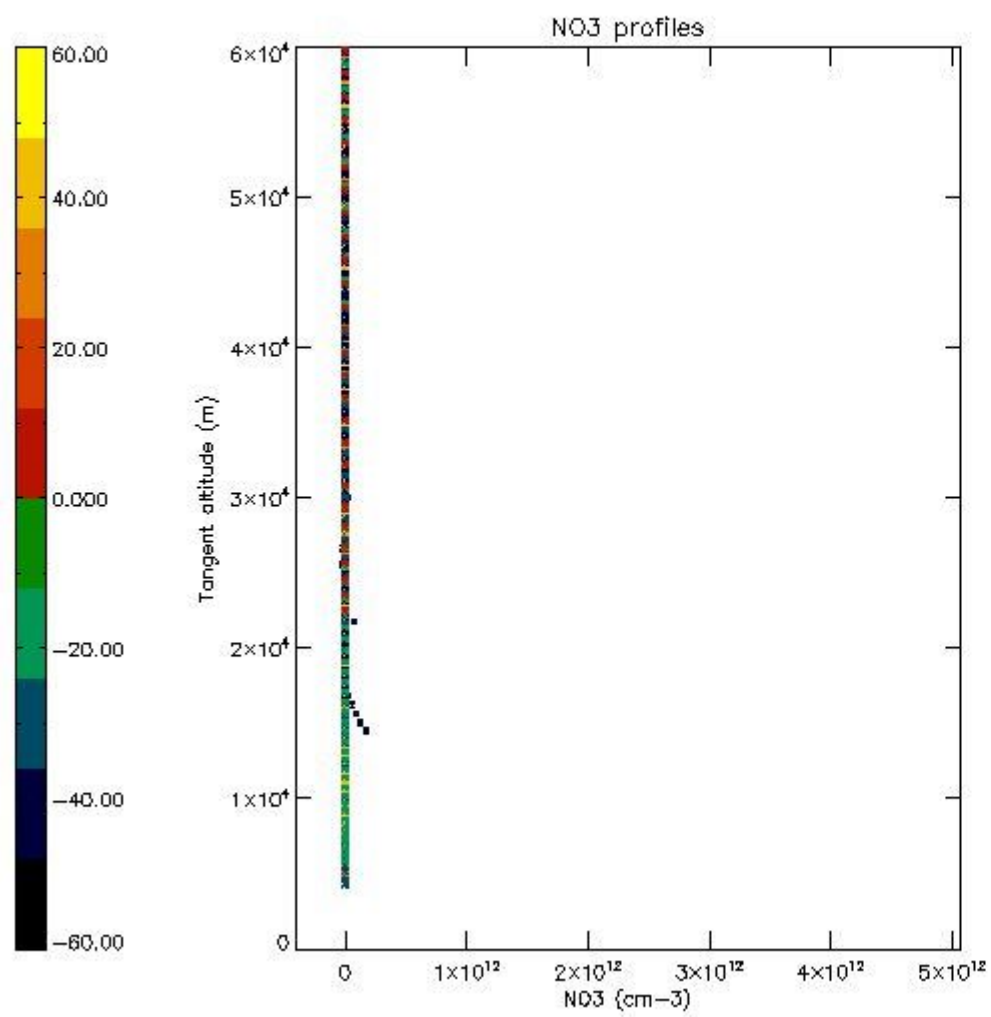
The colorbar represents the latitude.



*5.7 Plot NO3 profiles for all STD (dark without errors)*

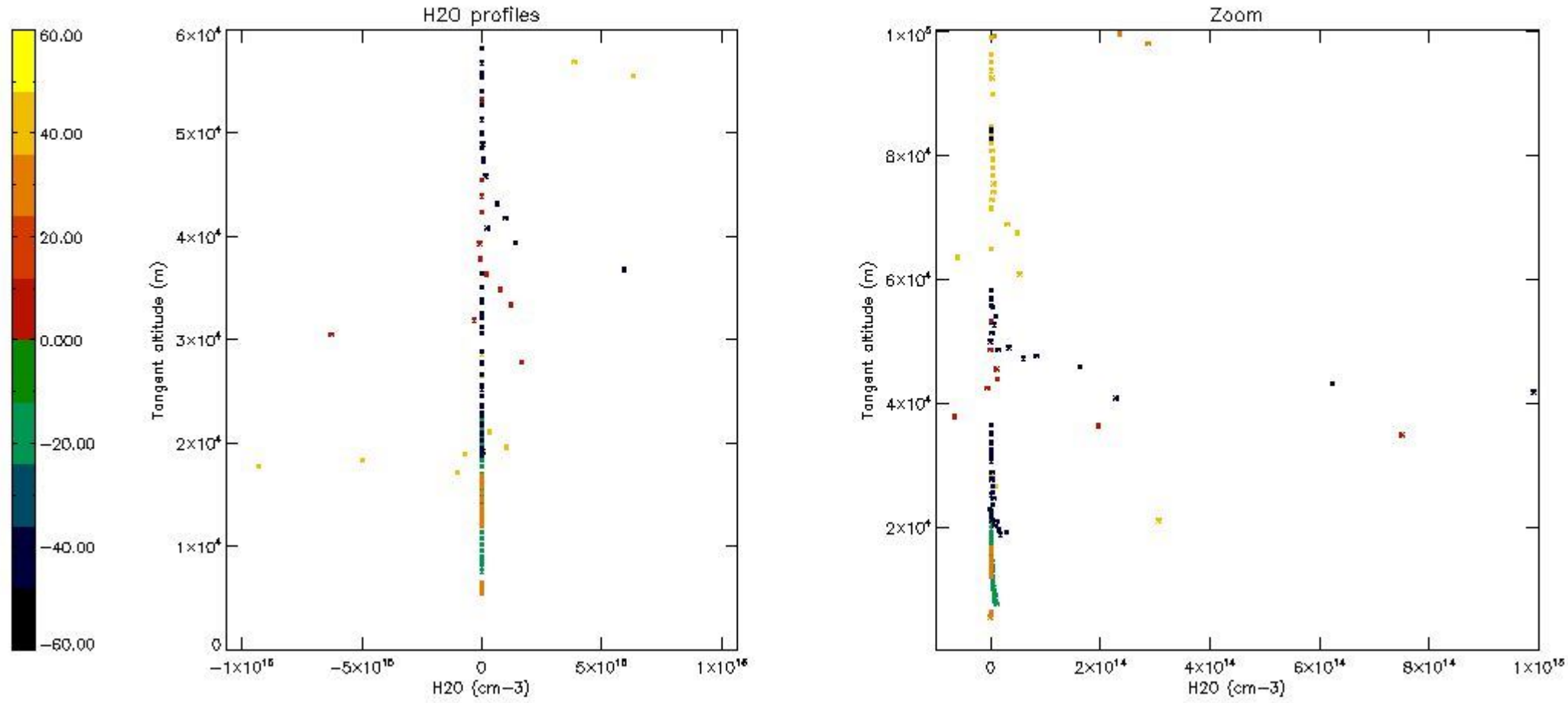
The colorbar represents the latitude.





*5.8 Plot H2O profiles for all STD (only for occultations of stars 1,2,3,4,13,14,16,26,63 dark without errors)*

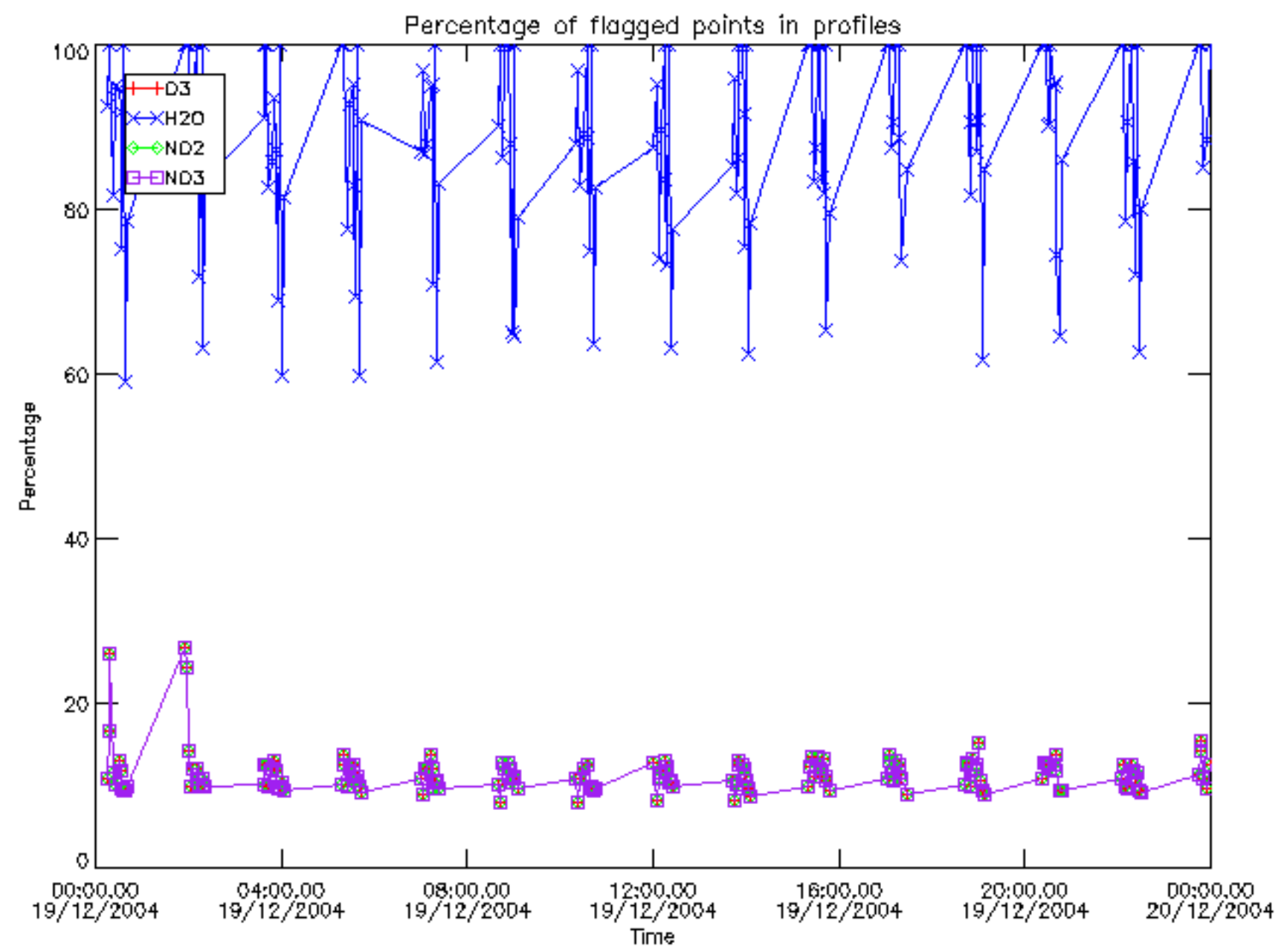
The colorbar represents the latitude.



## 6. Auxiliary Data Files used for the production reported in section 2

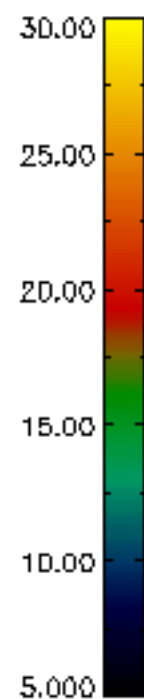
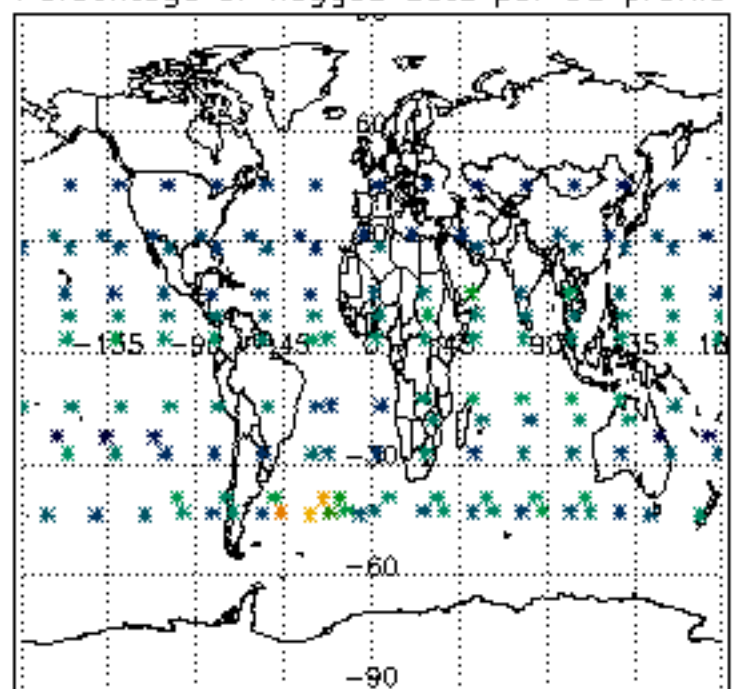
The number reported in the third column indicates since which file (see list in section 2) the corresponding auxiliary file has been used. The fourth column is the date of those product files.

Type	Auxiliary Filename	Used since product	Used since product date
INST_PHYS_CHARACTERISTICS	GOM_INS_AXVIEC20091111_143220_20030716_120000_20500101_000000	1	19-DEC-2004 00:01:46
LEVEL-2_PROC_CONFIG	GOM_PR2_AXVIEC20091111_152718_20020301_000000_20500101_000000	1	19-DEC-2004 00:01:46
CROSS_SECTIONS_FILE	GOM_CRS_AXVIEC20091111_154832_20020301_000000_20500101_000000	1	19-DEC-2004 00:01:46

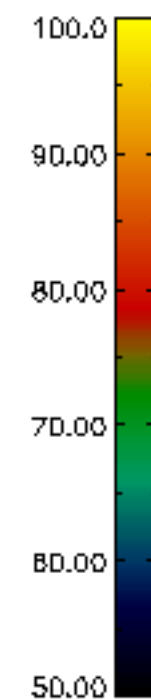
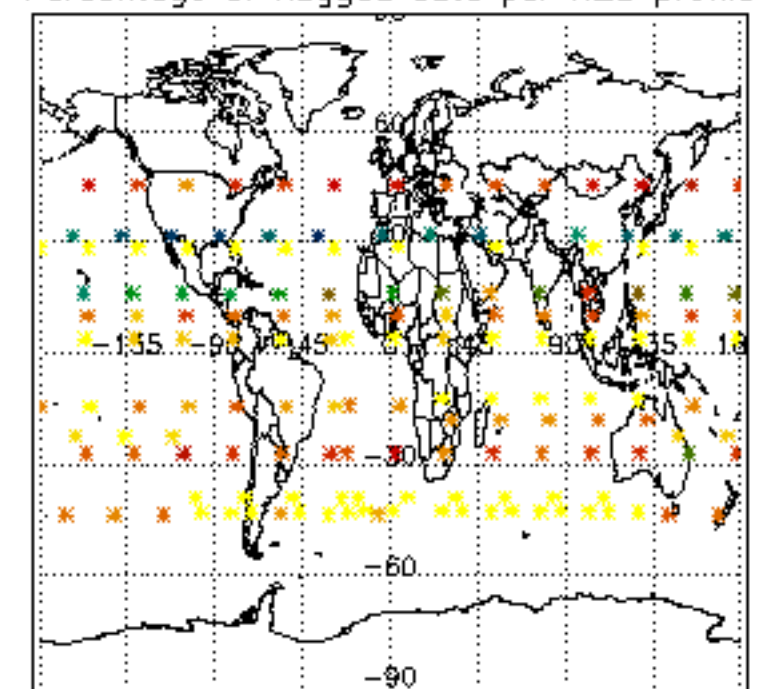




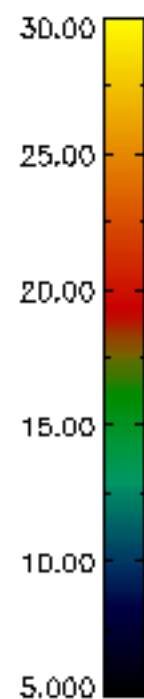
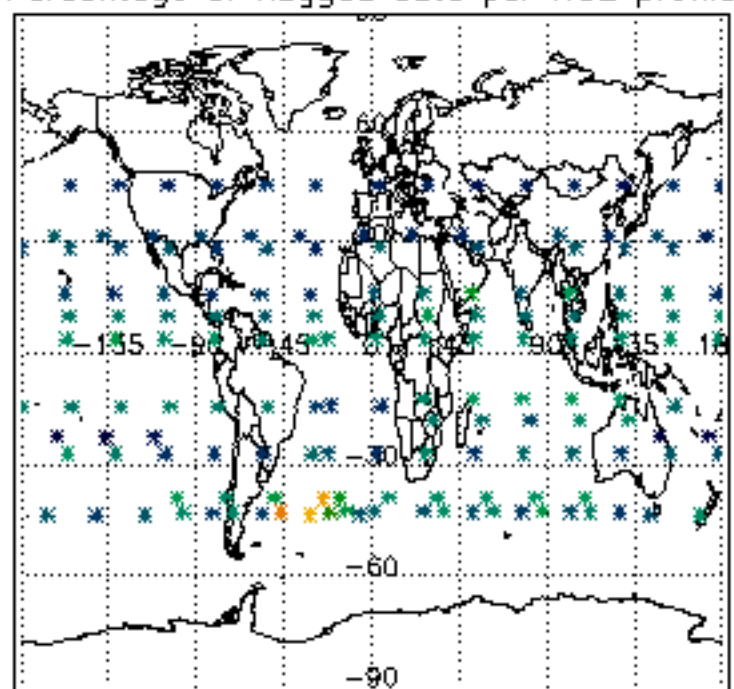
Percentage of flagged data per D3 profile



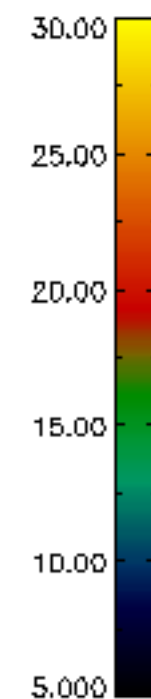
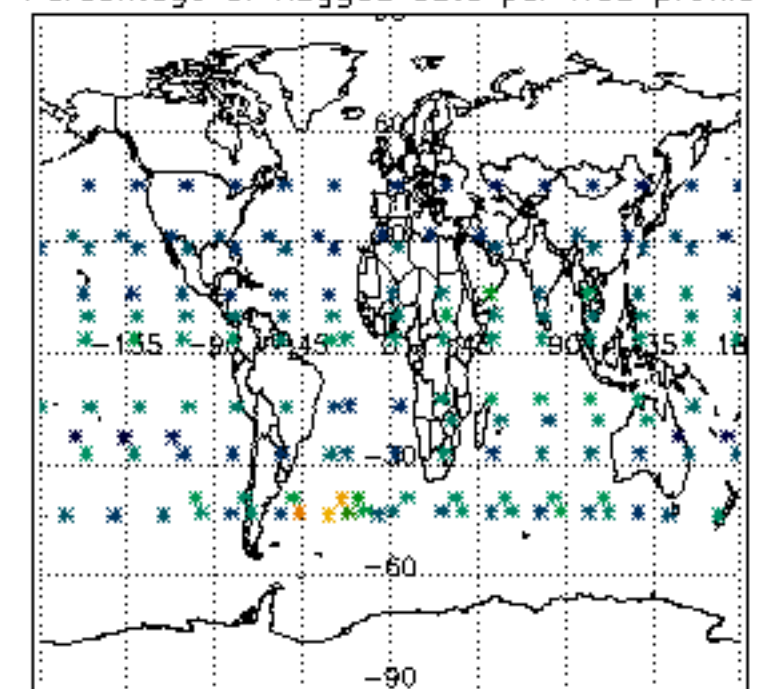
Percentage of flagged data per H2O profile

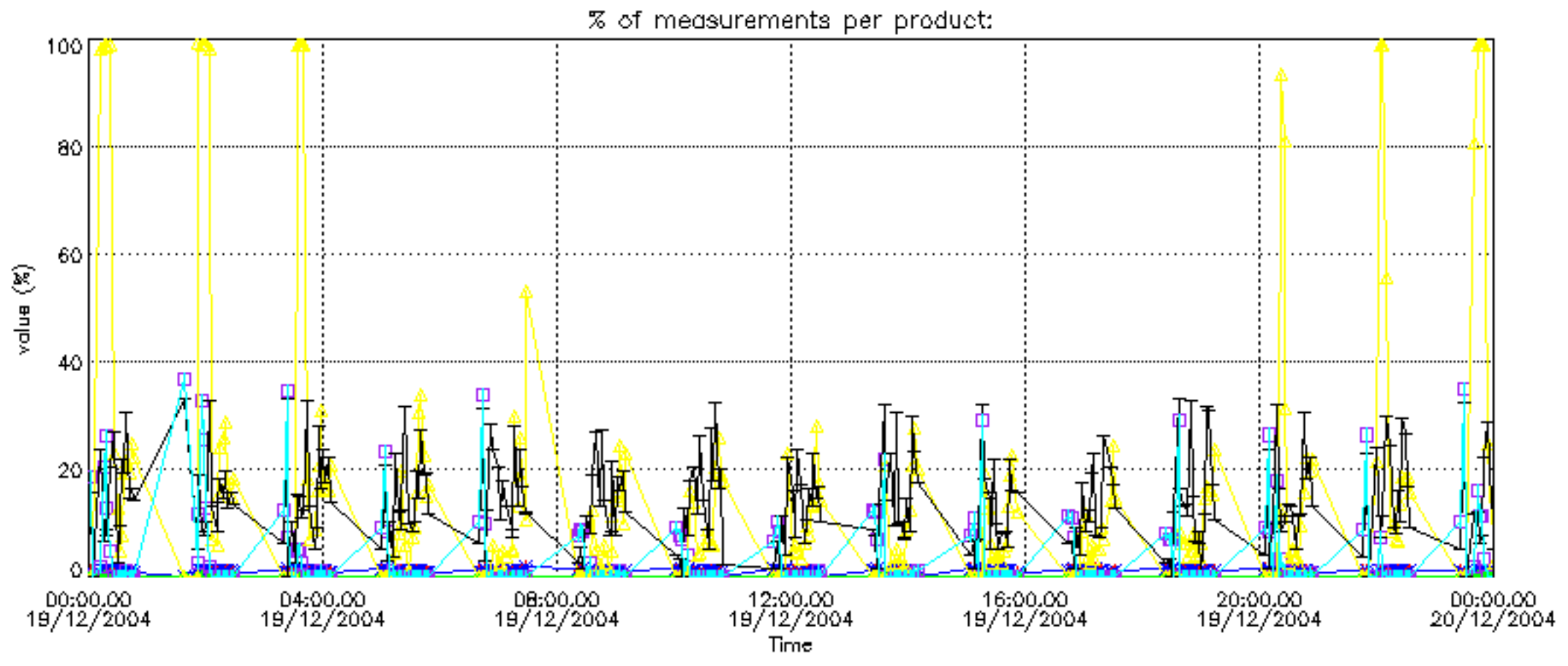


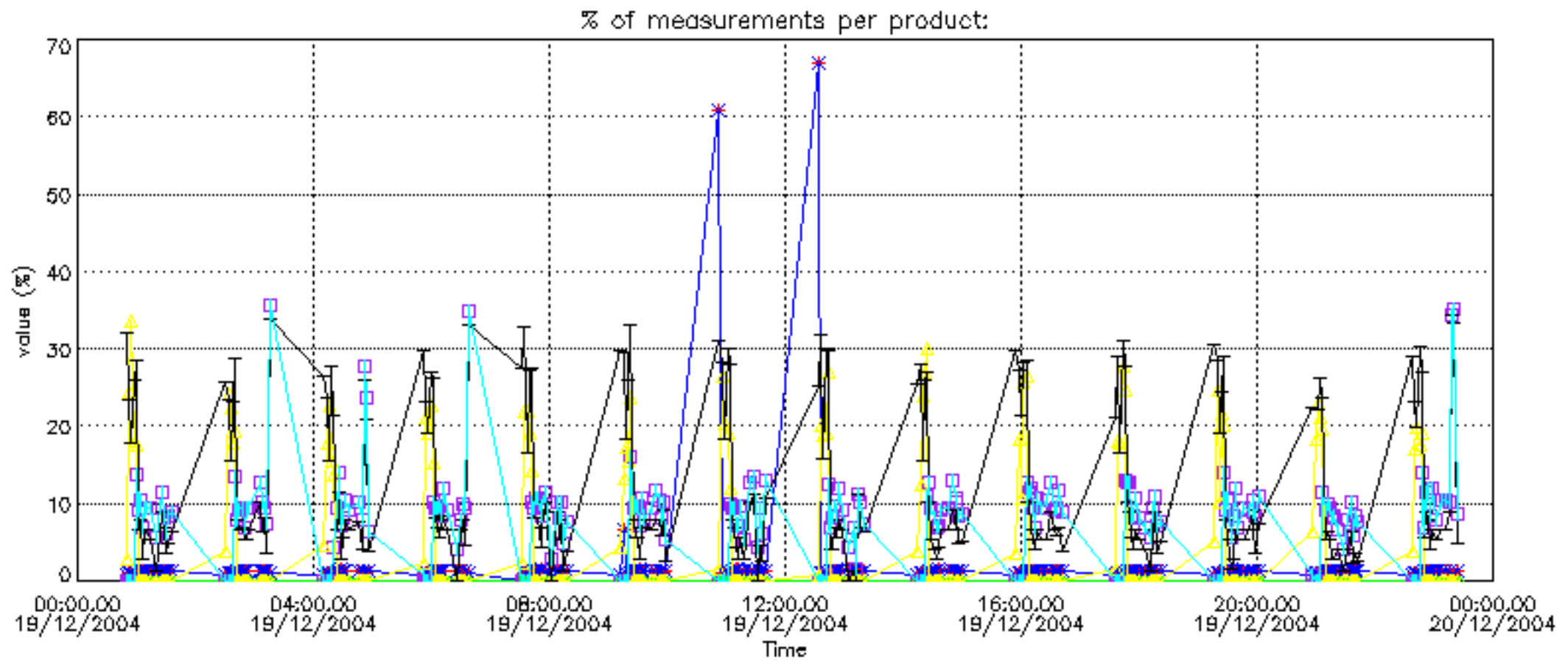
Percentage of flagged data per NO2 profile



Percentage of flagged data per NO3 profile

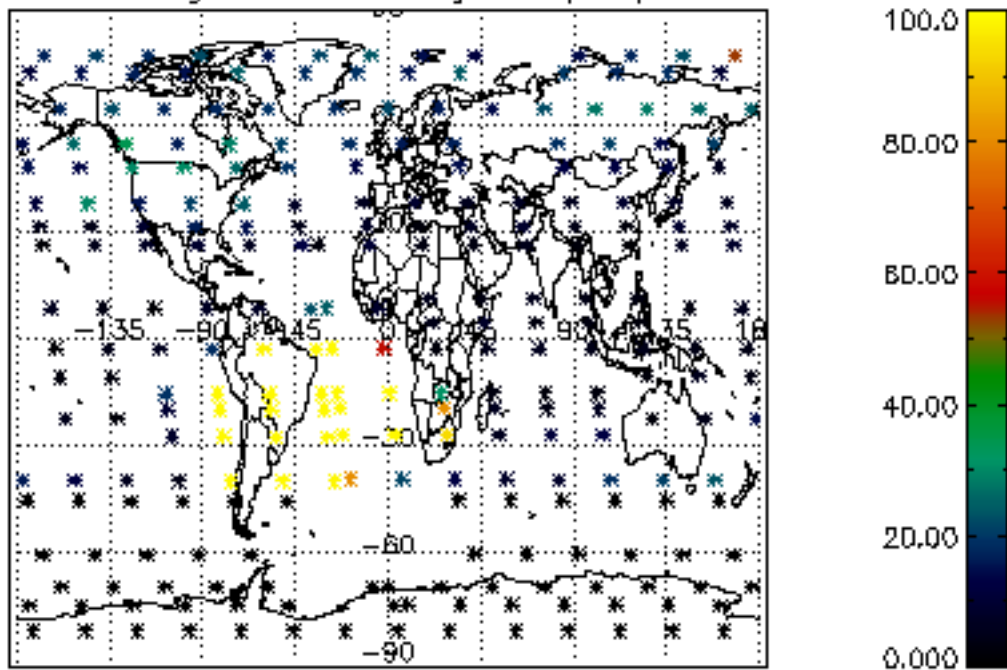




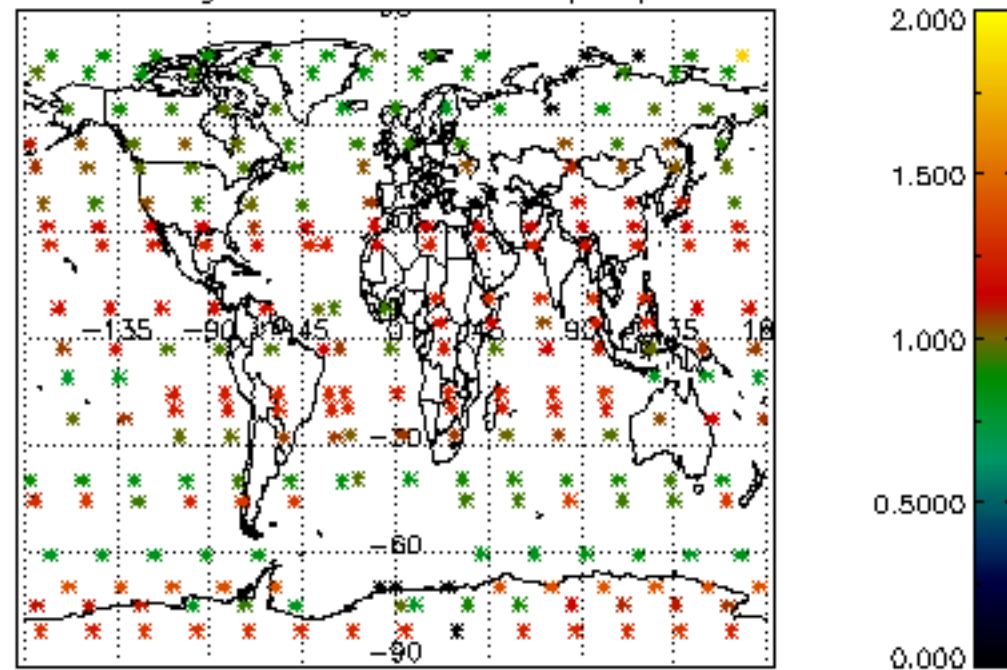




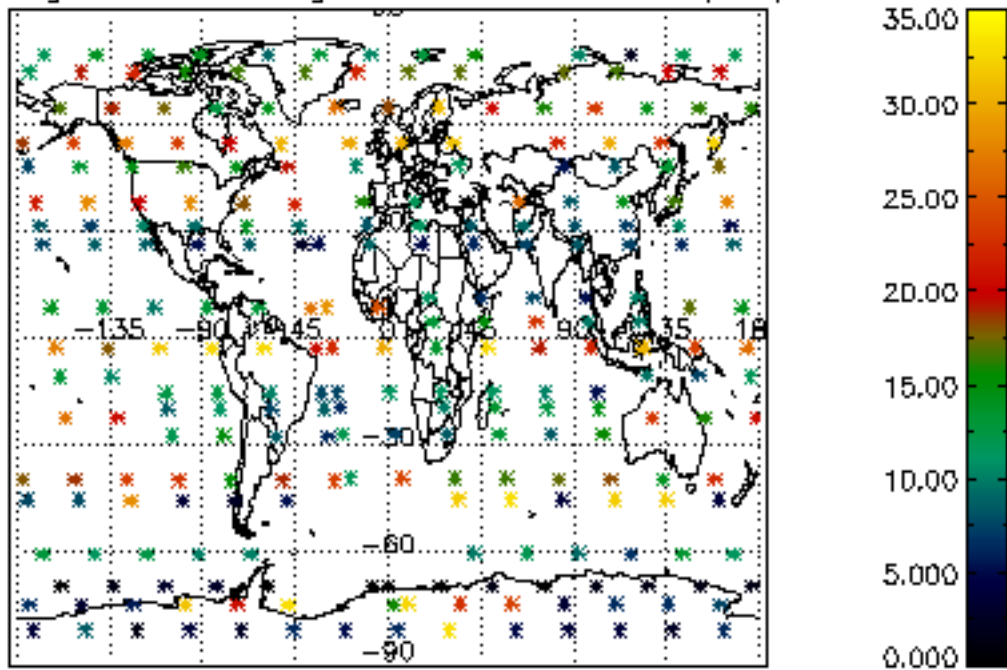
Percentage of cosmic ray hits per profile



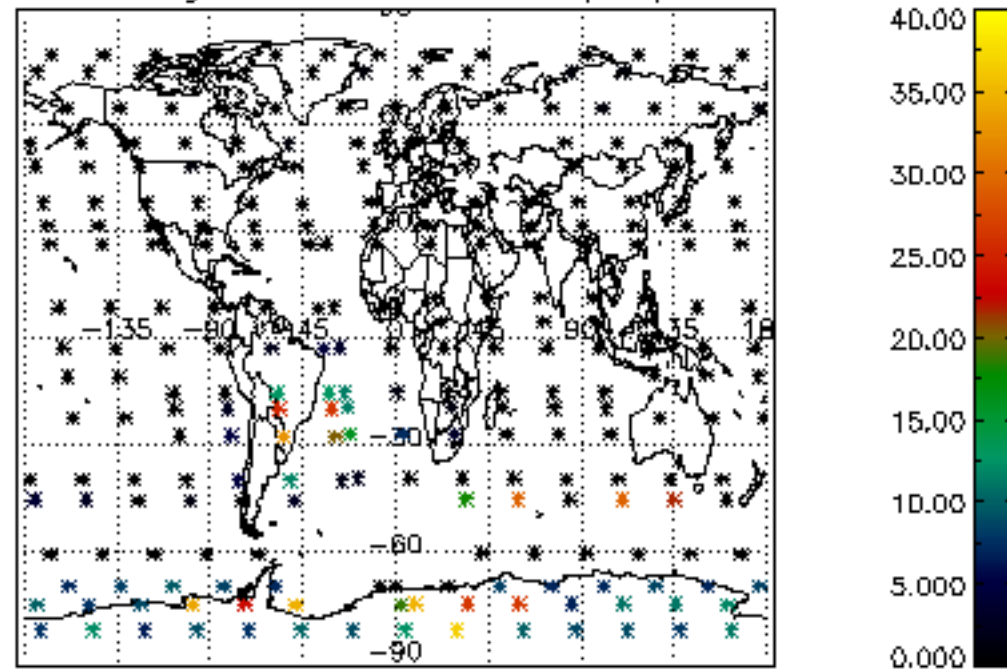
Percentage of datation errors per profile



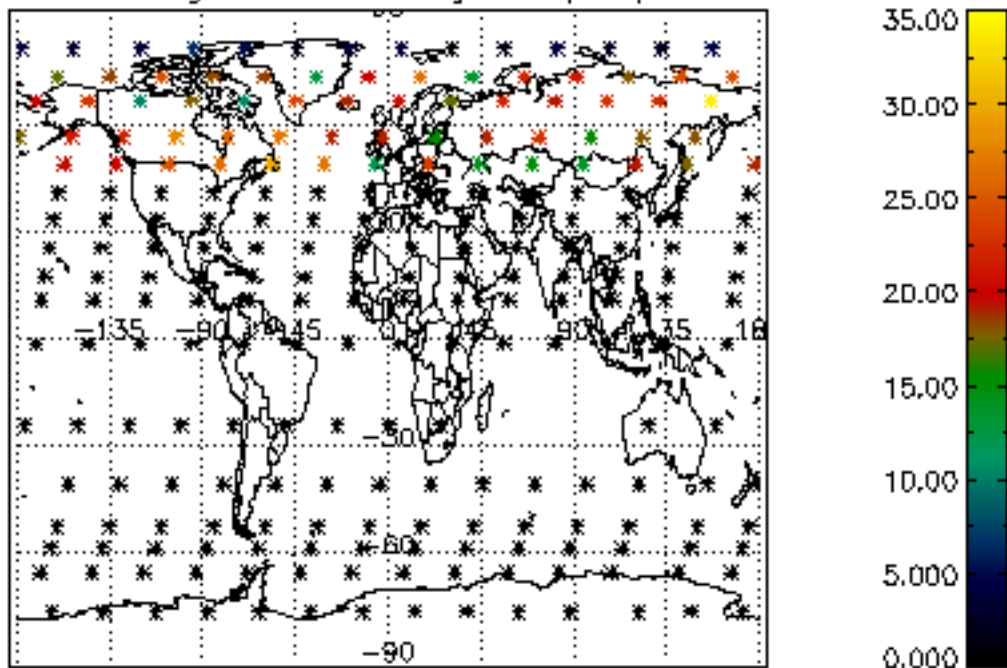
Percentage of star falling outside central band per profile



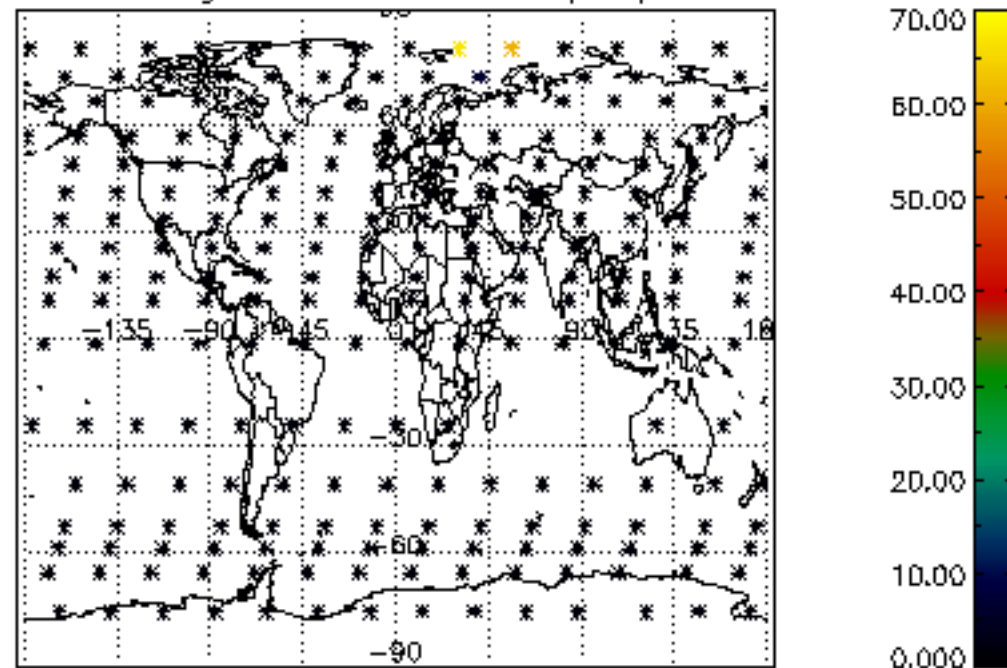
Percentage of saturation errors per profile



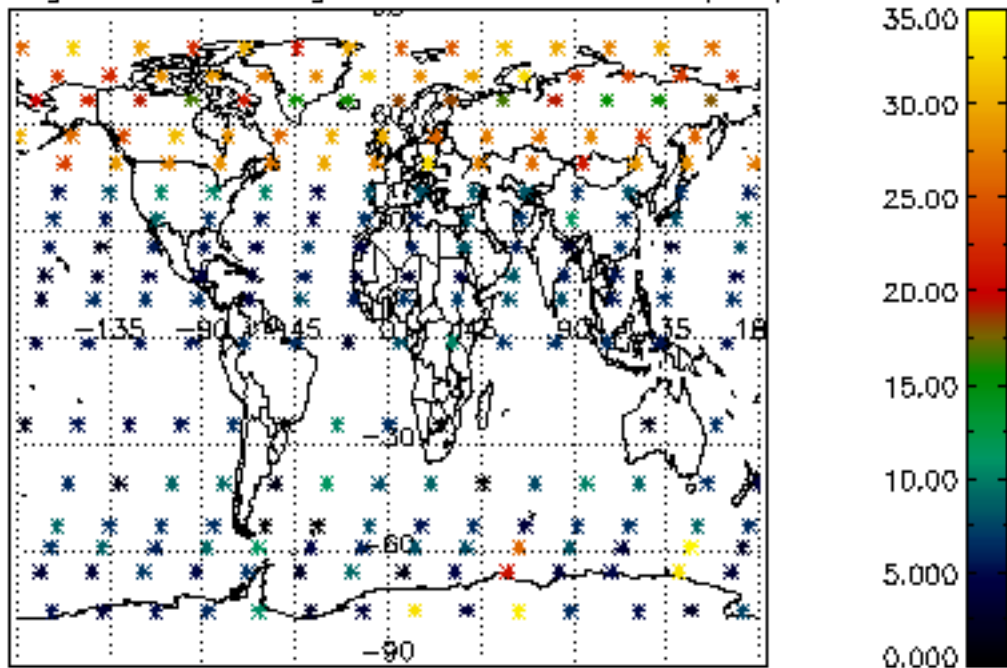
Percentage of cosmic ray hits per profile



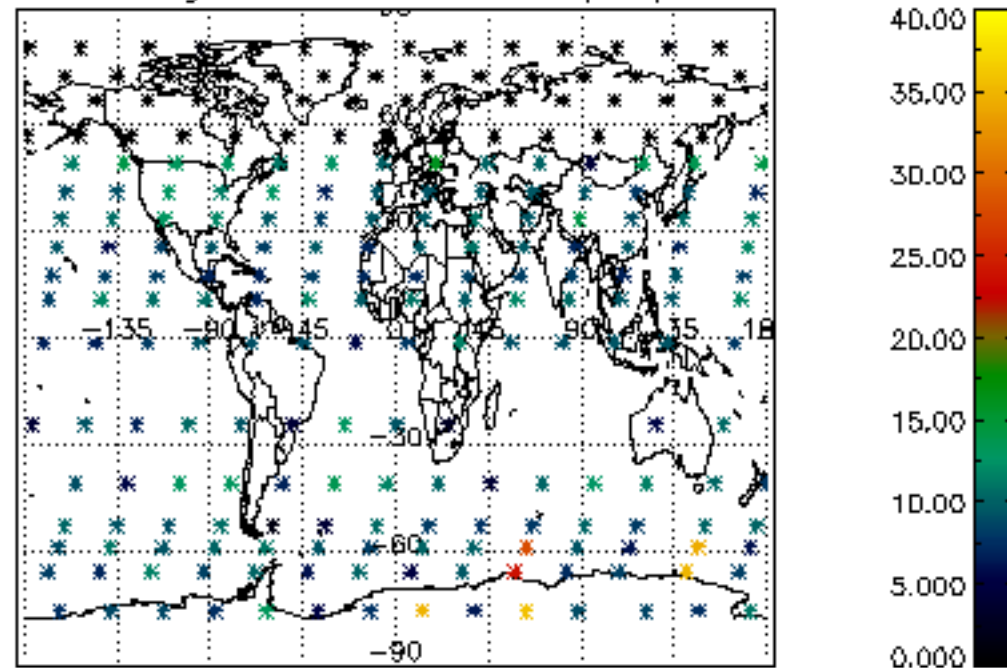
Percentage of datation errors per profile

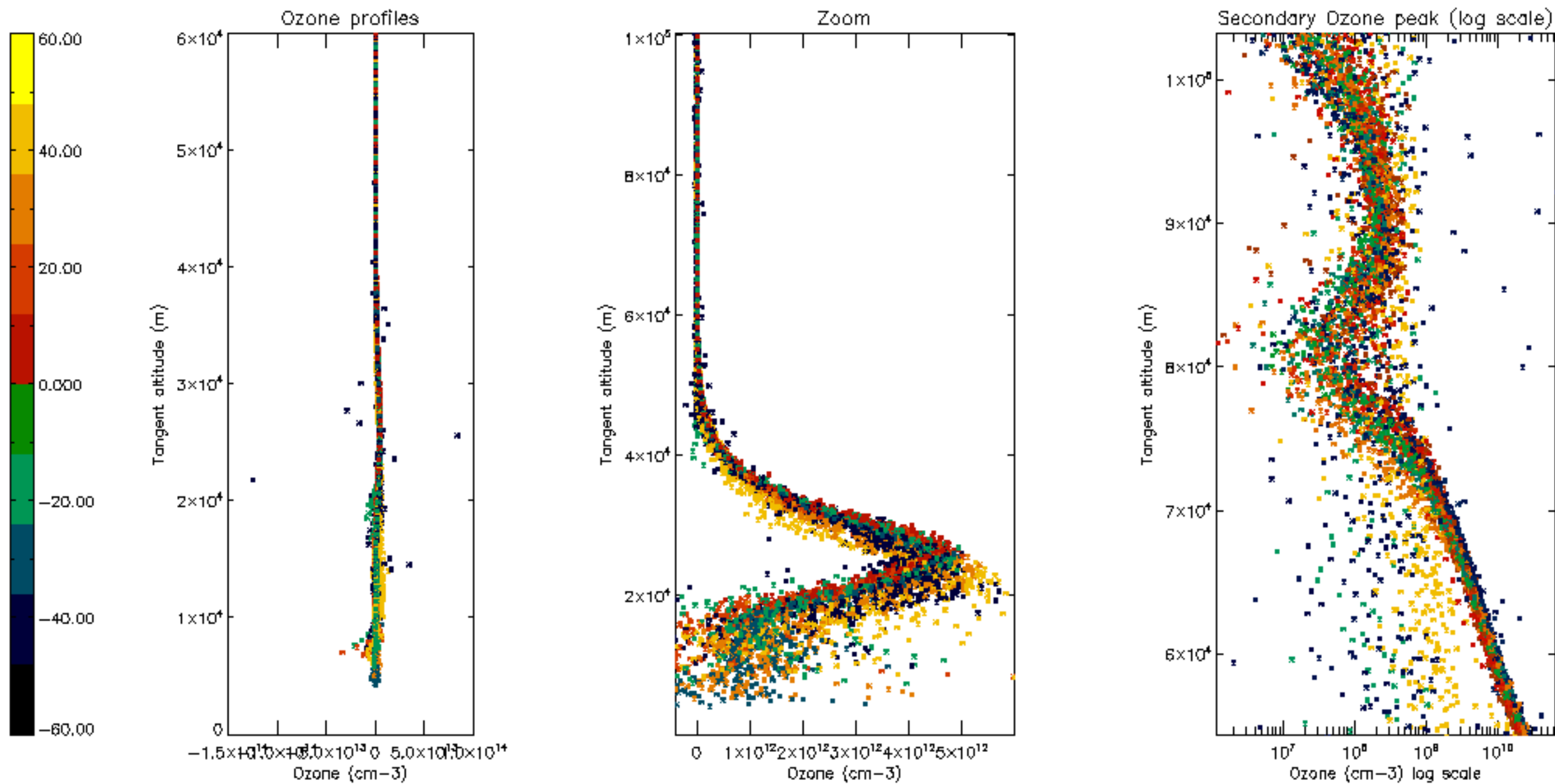


Percentage of star falling outside central band per profile

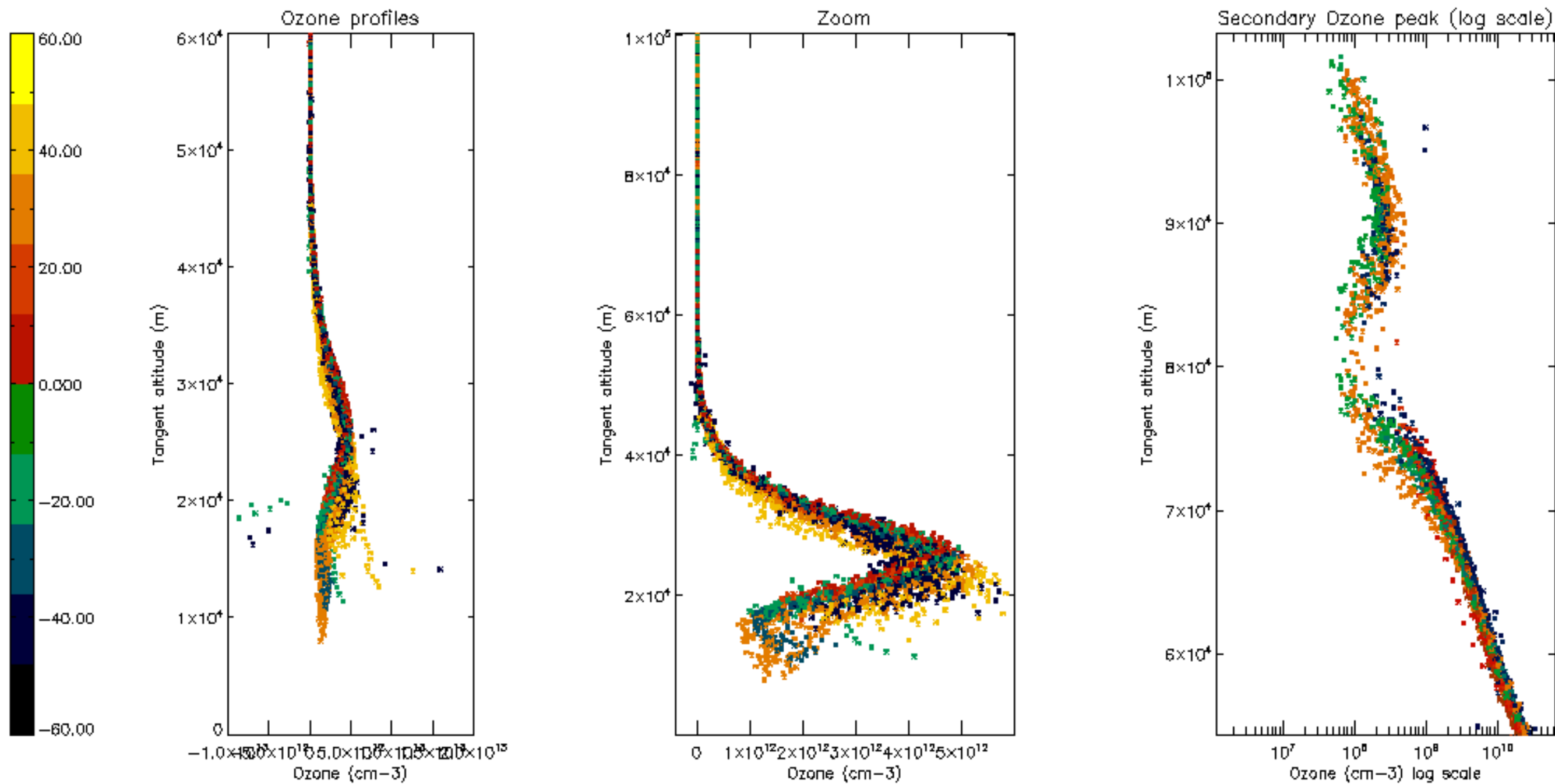


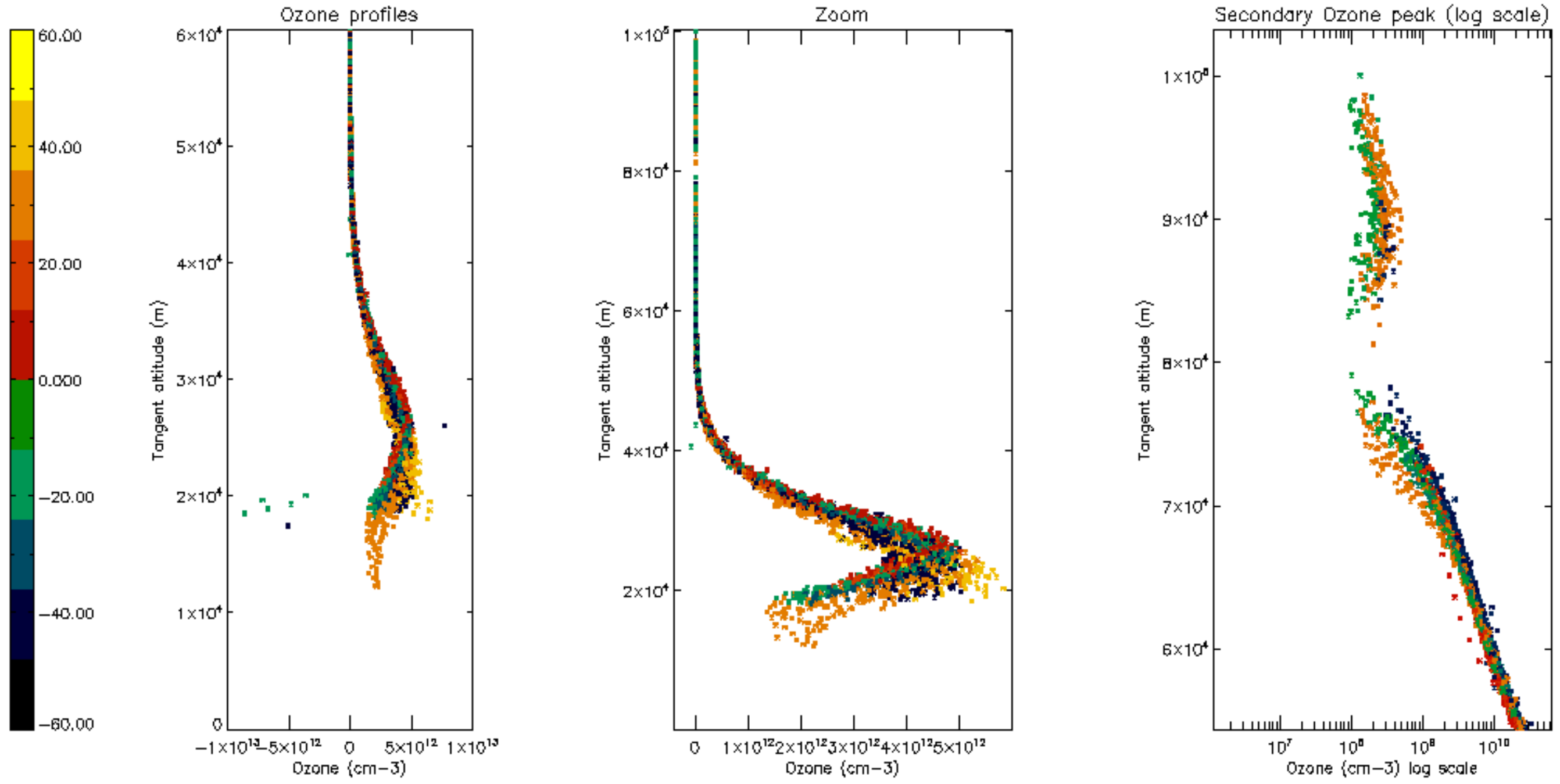
Percentage of saturation errors per profile

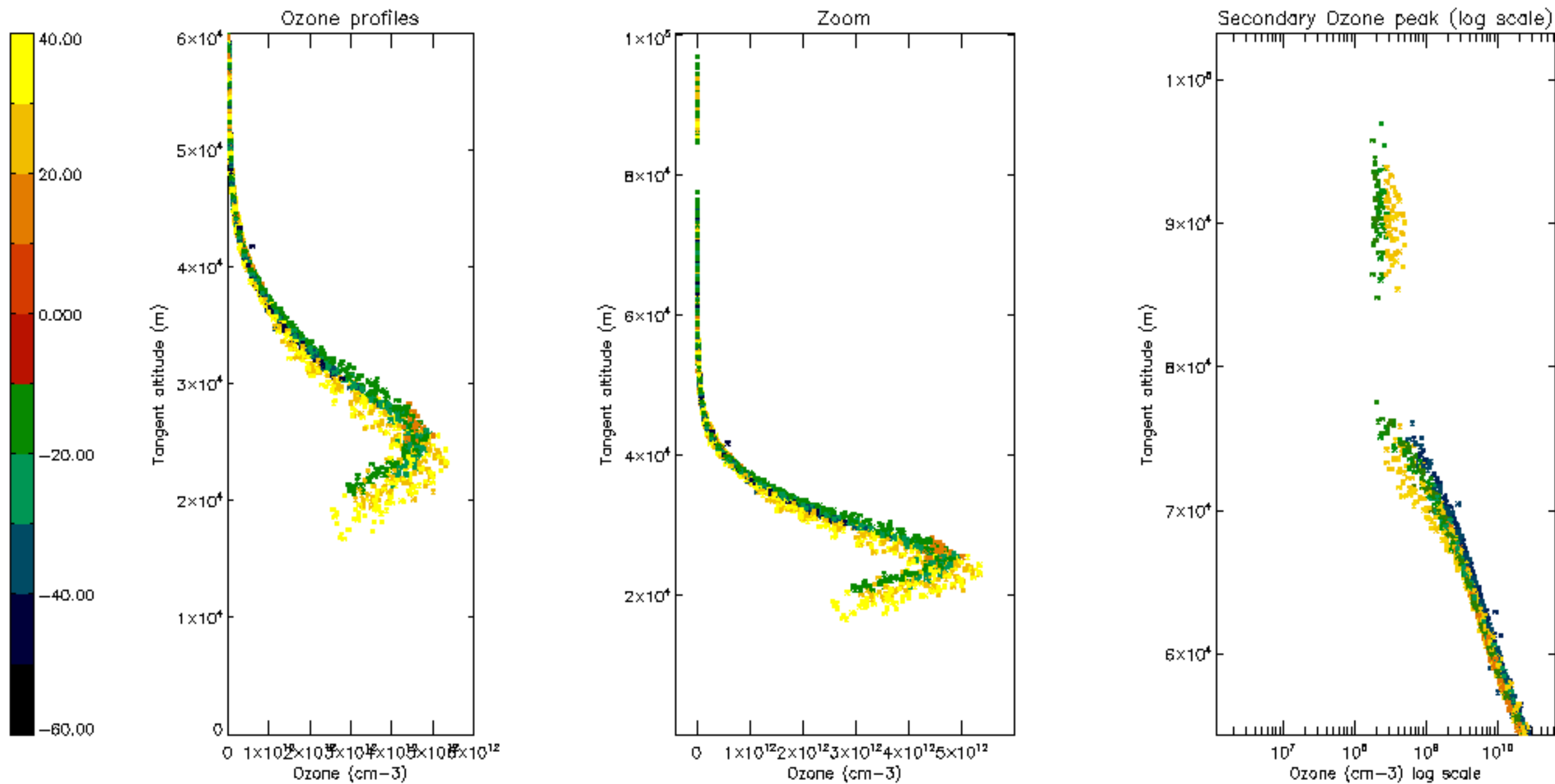




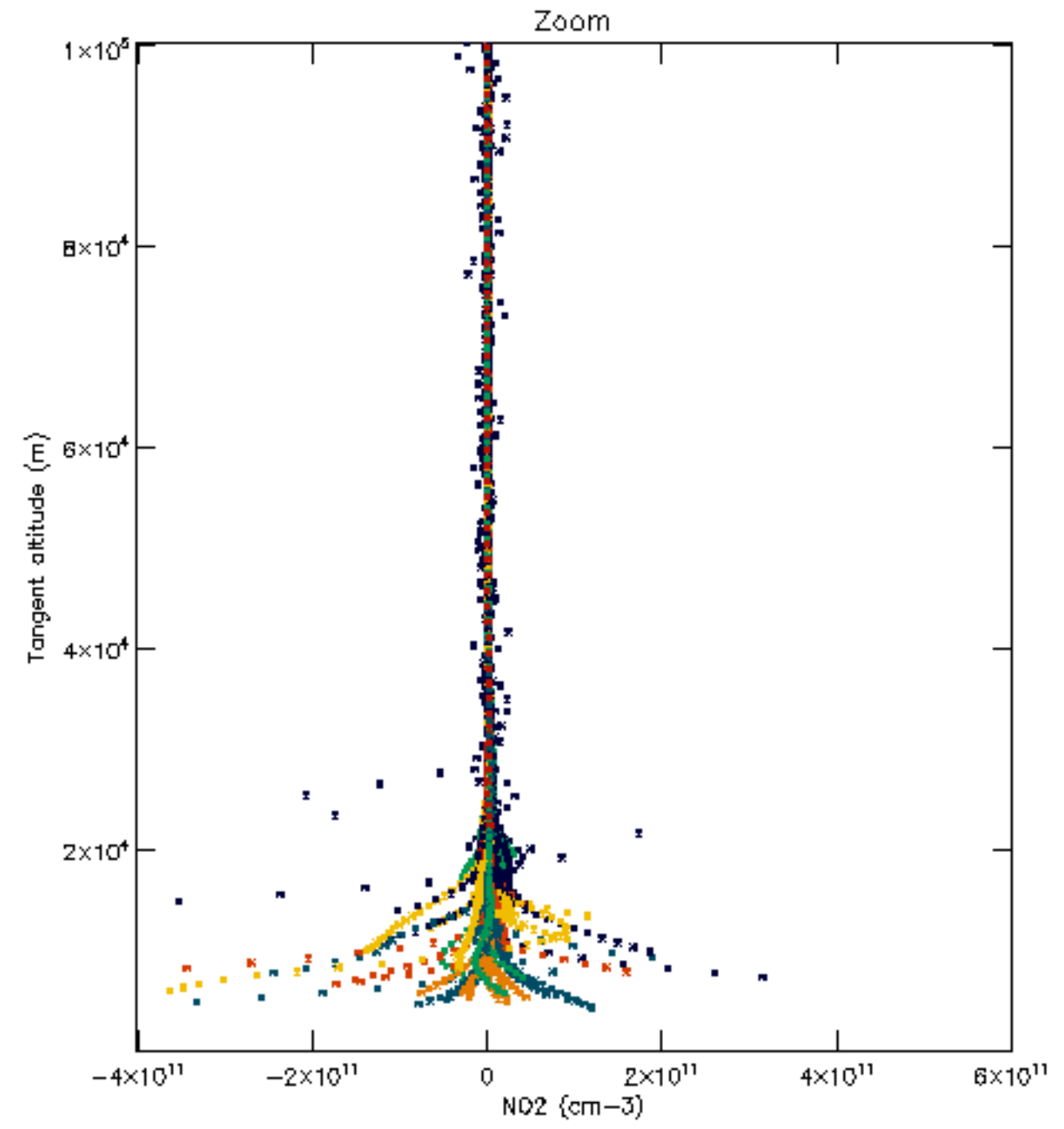
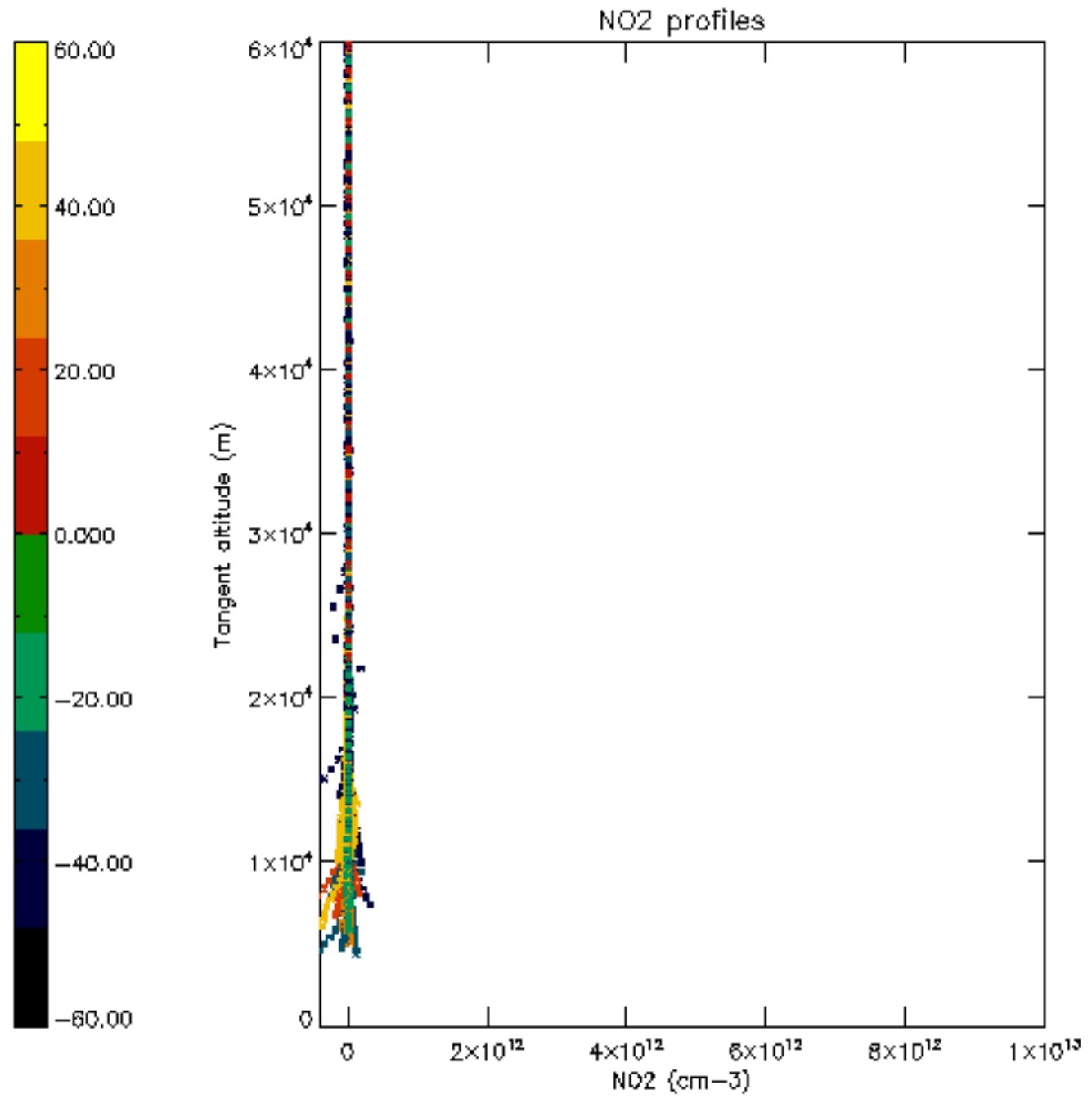


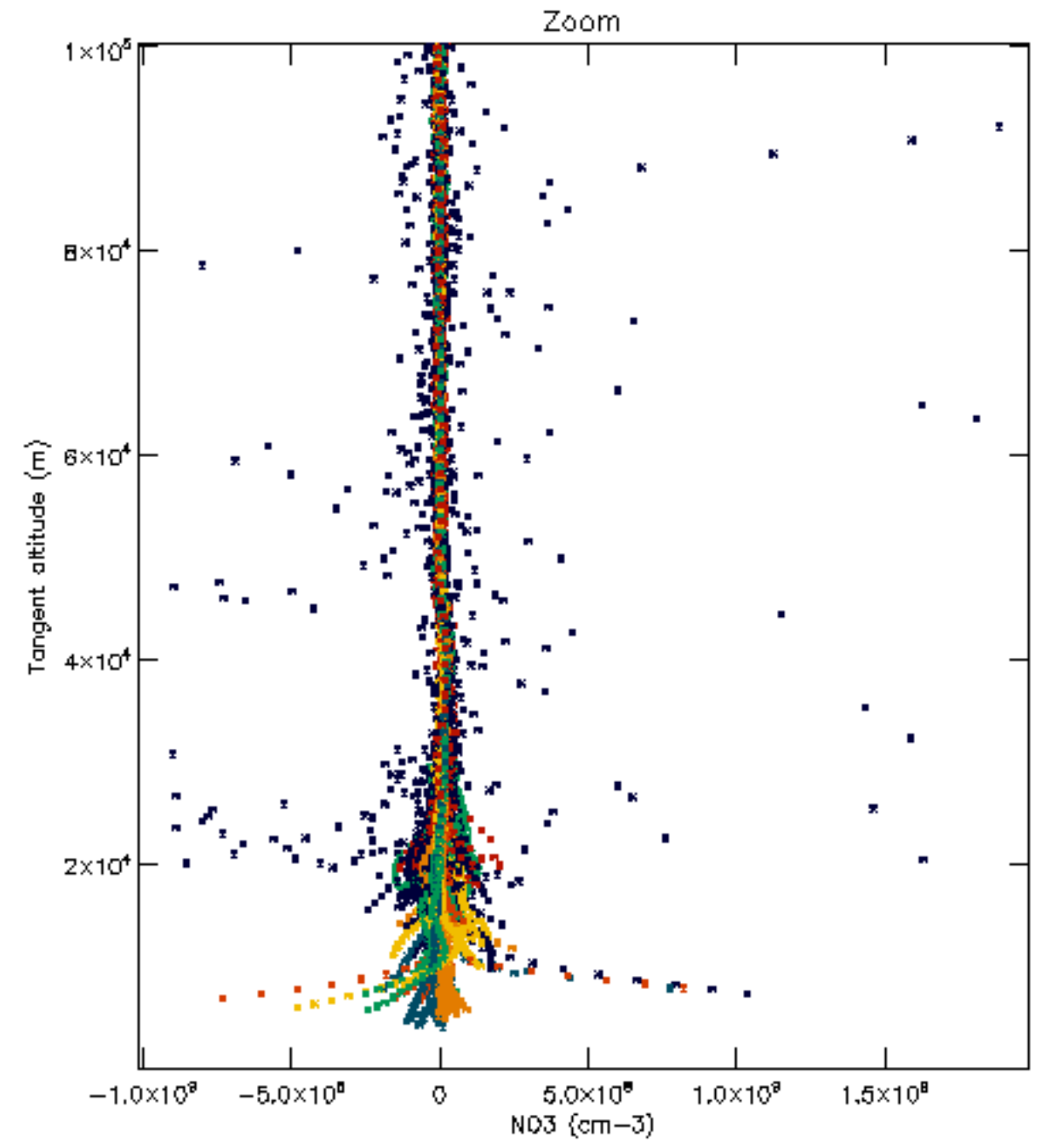
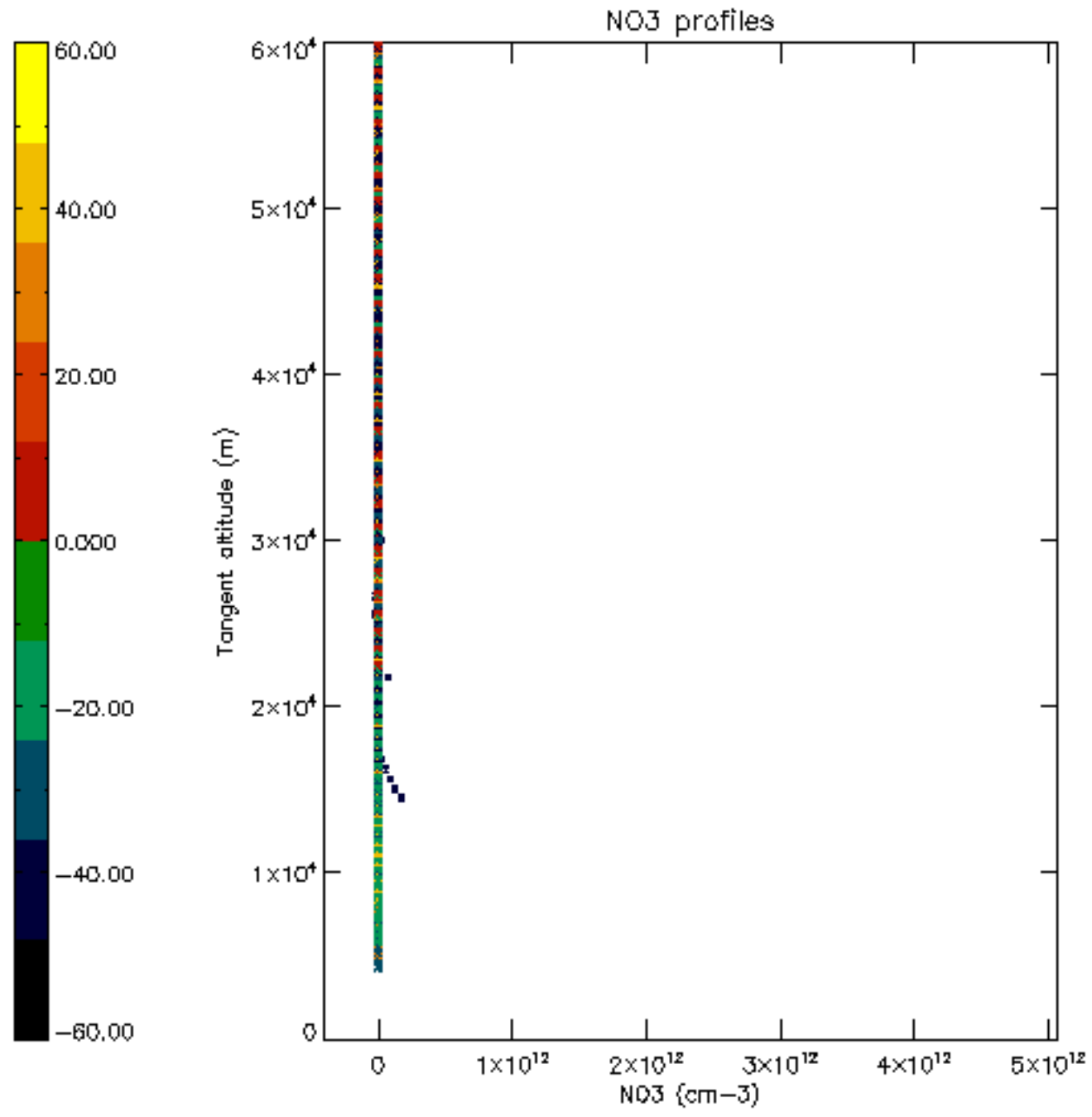


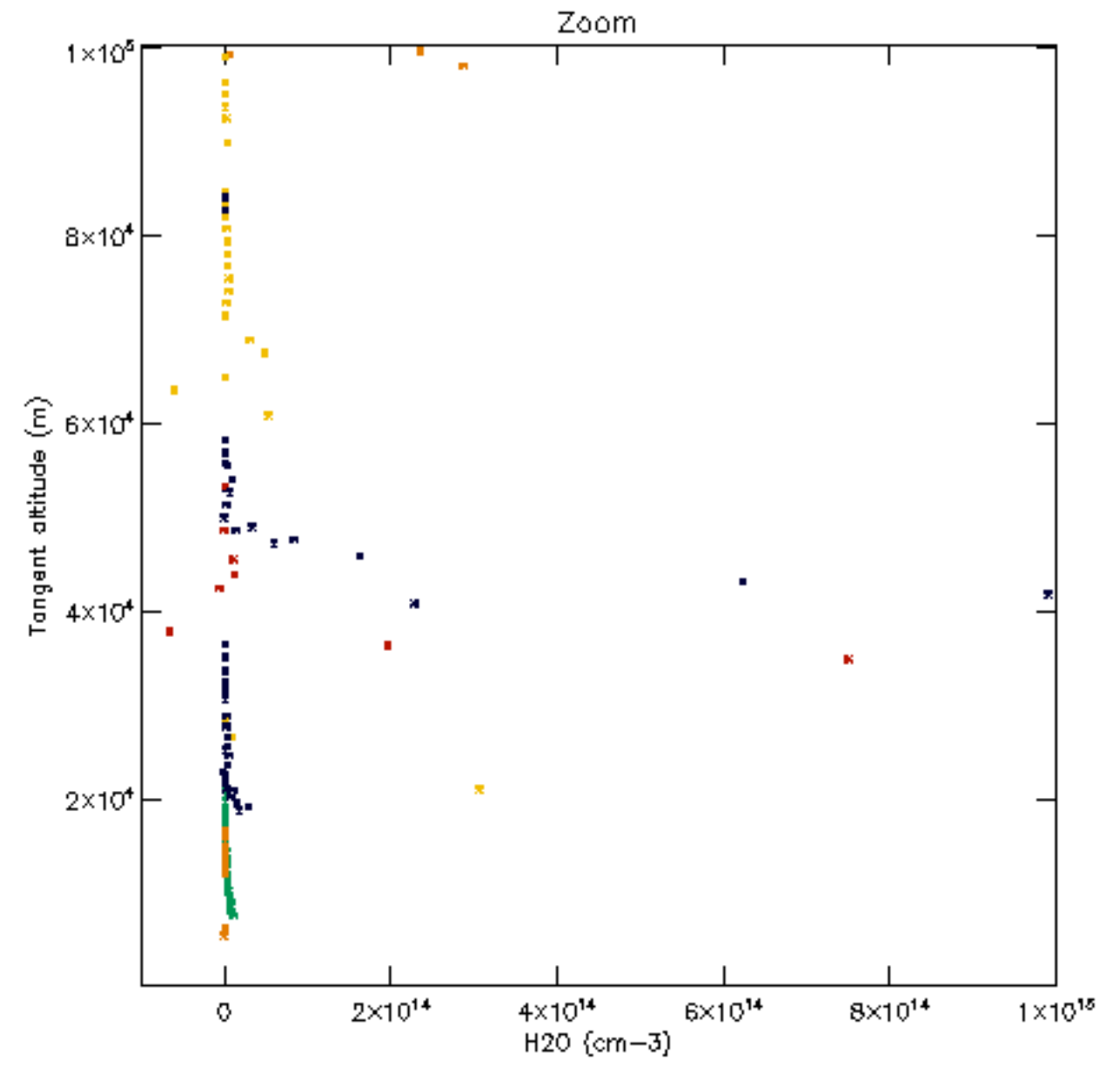
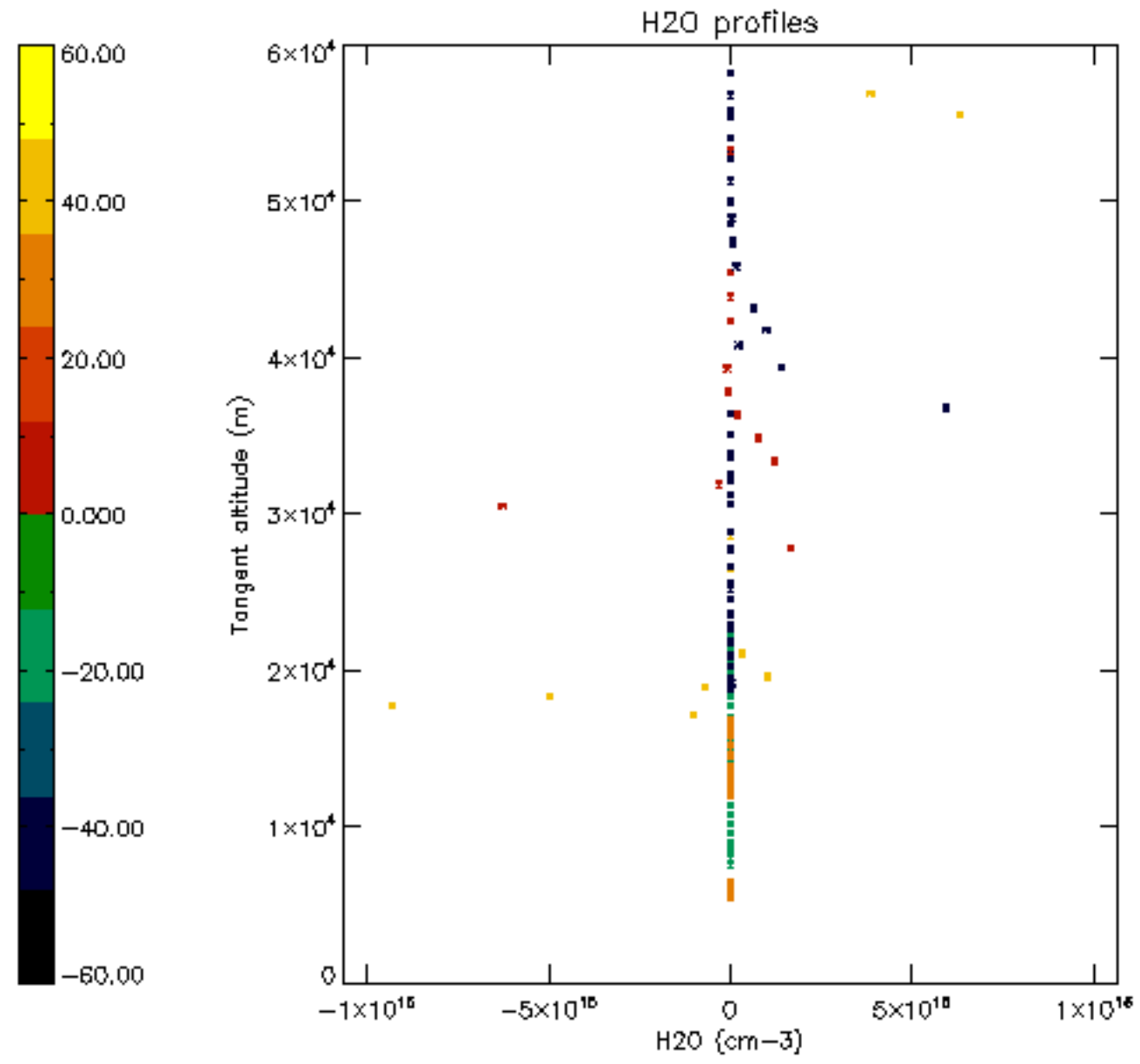


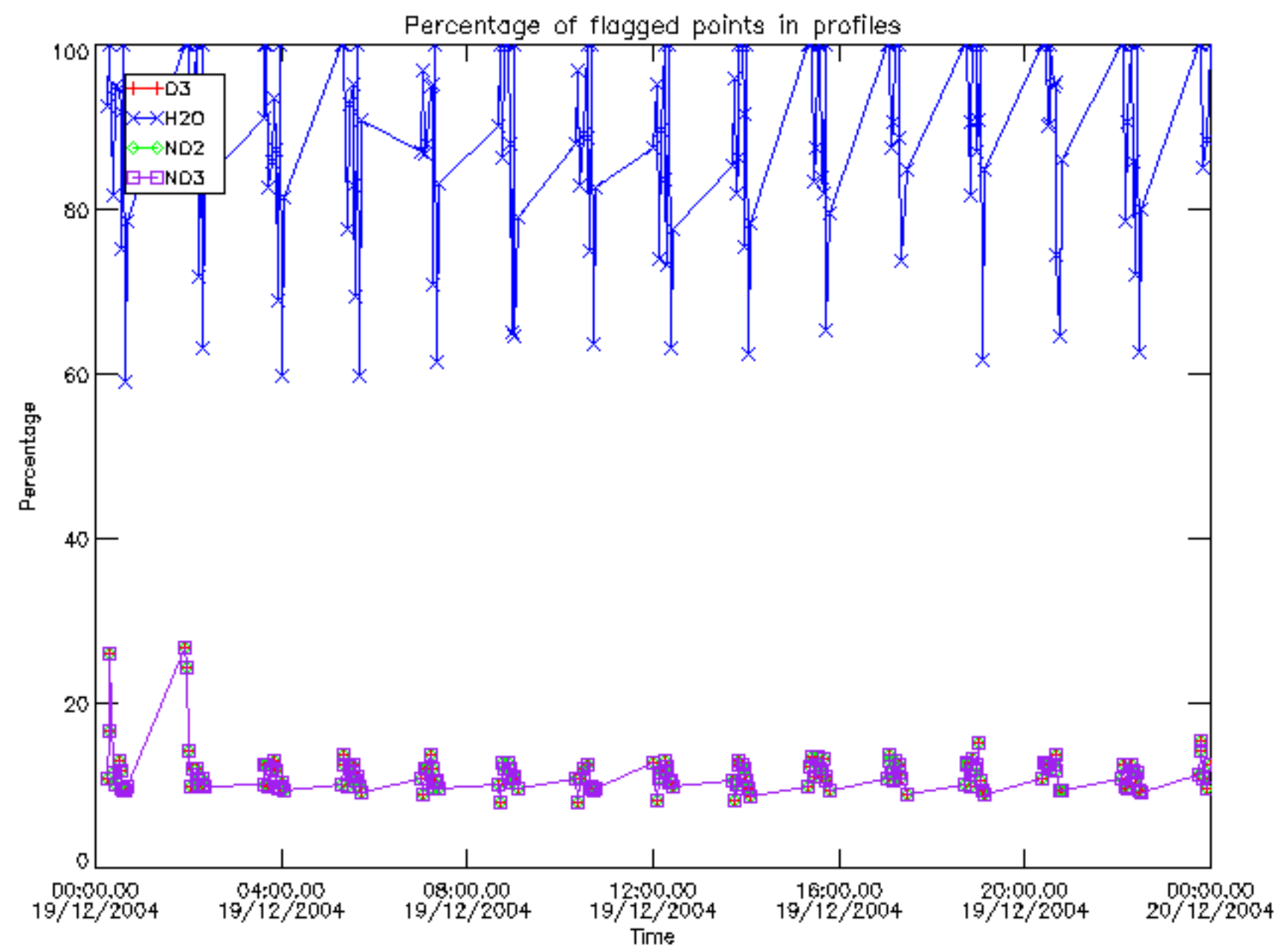






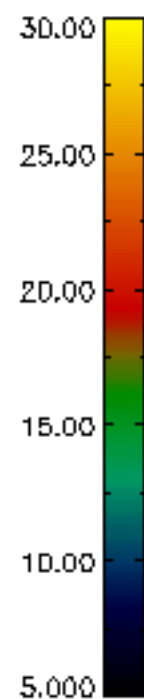
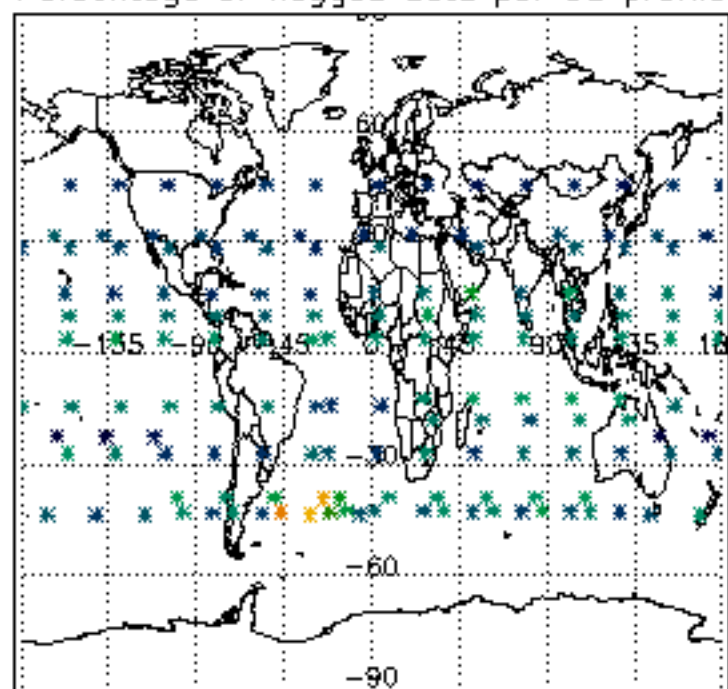




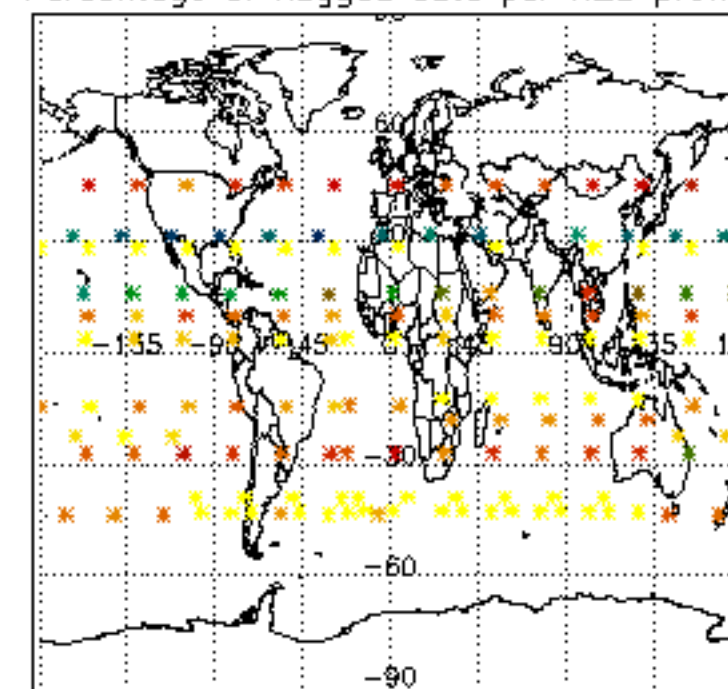




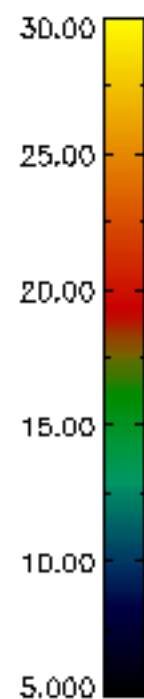
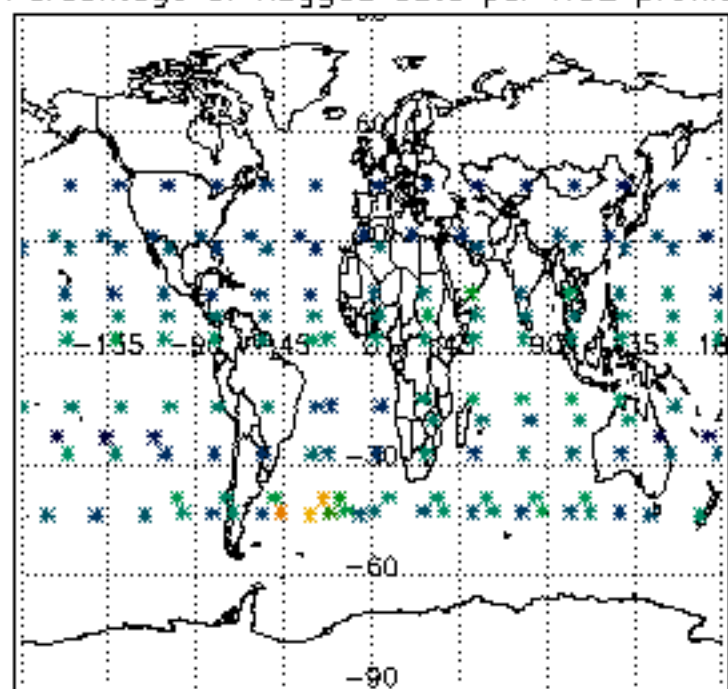
Percentage of flagged data per D3 profile



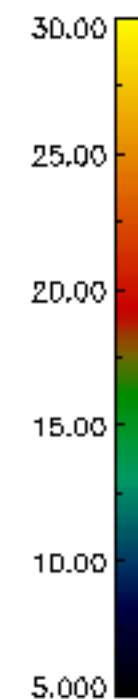
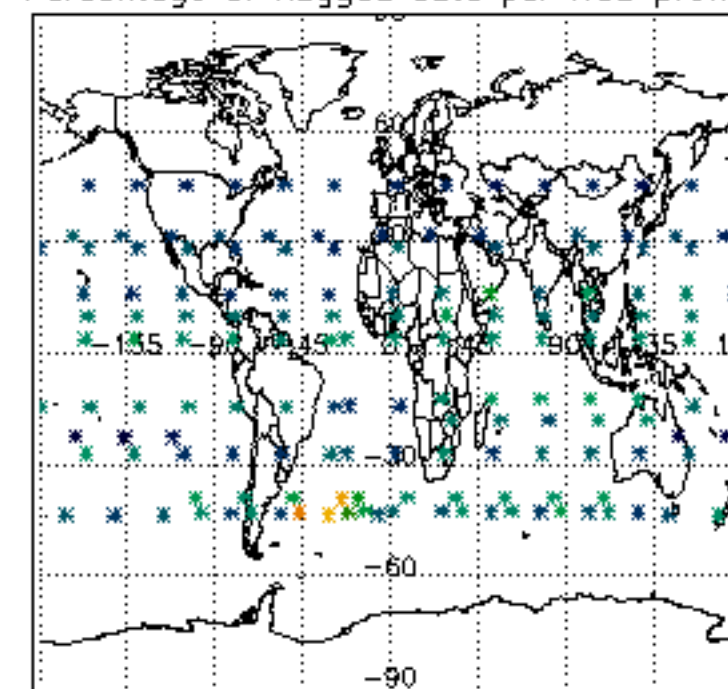
Percentage of flagged data per H2O profile

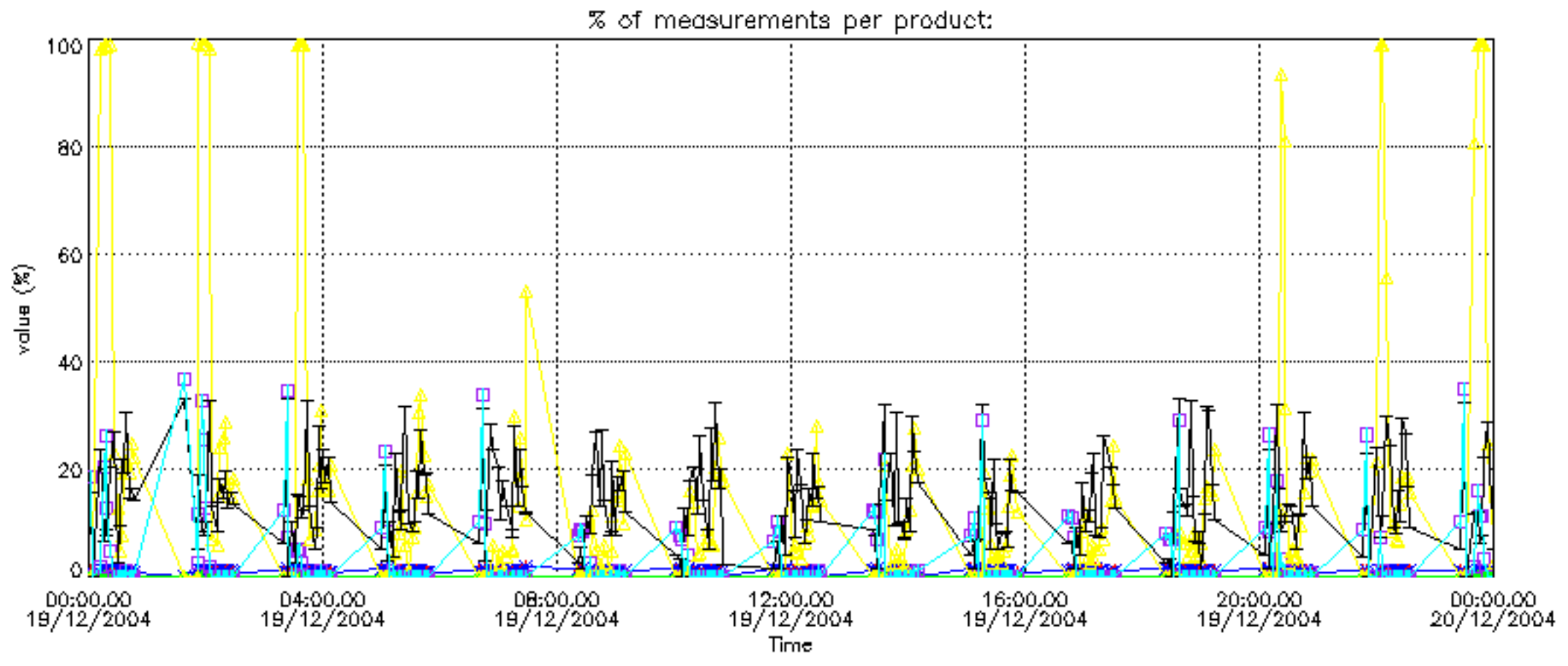


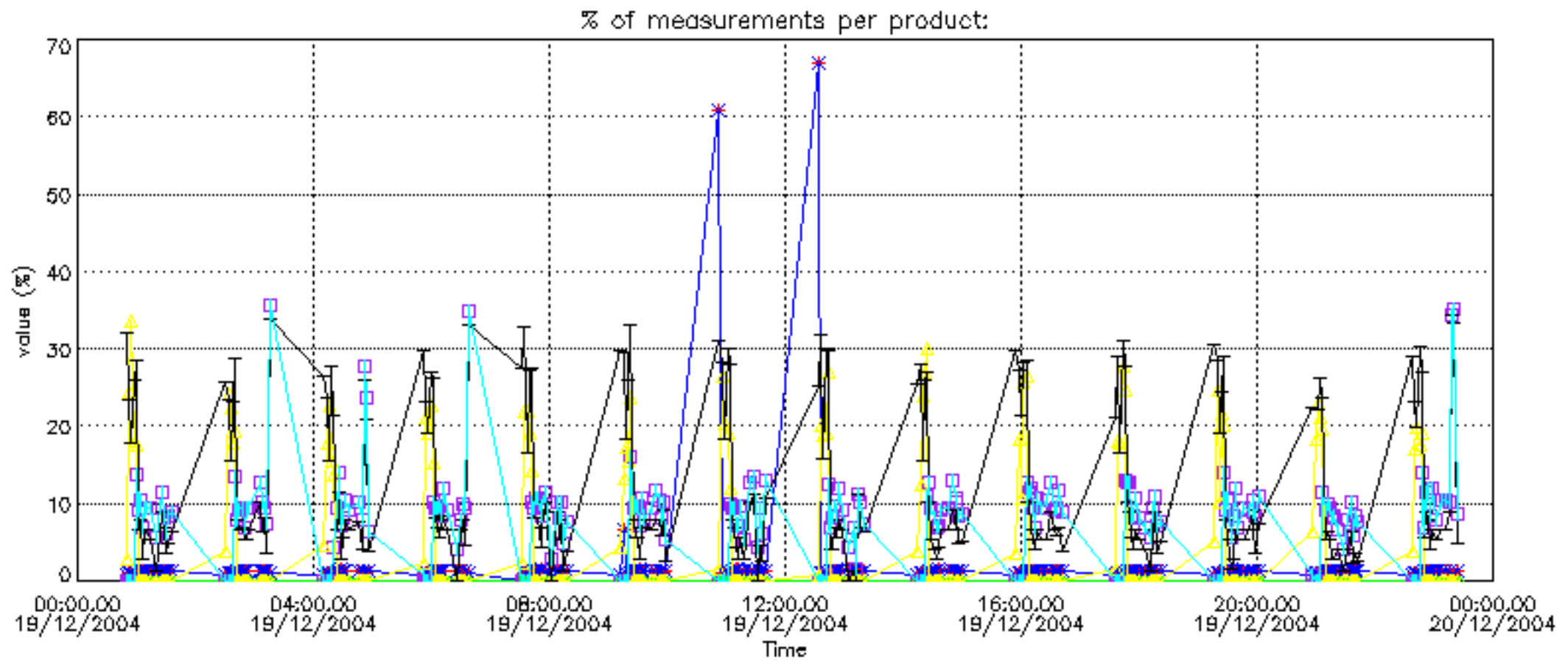
Percentage of flagged data per NO2 profile



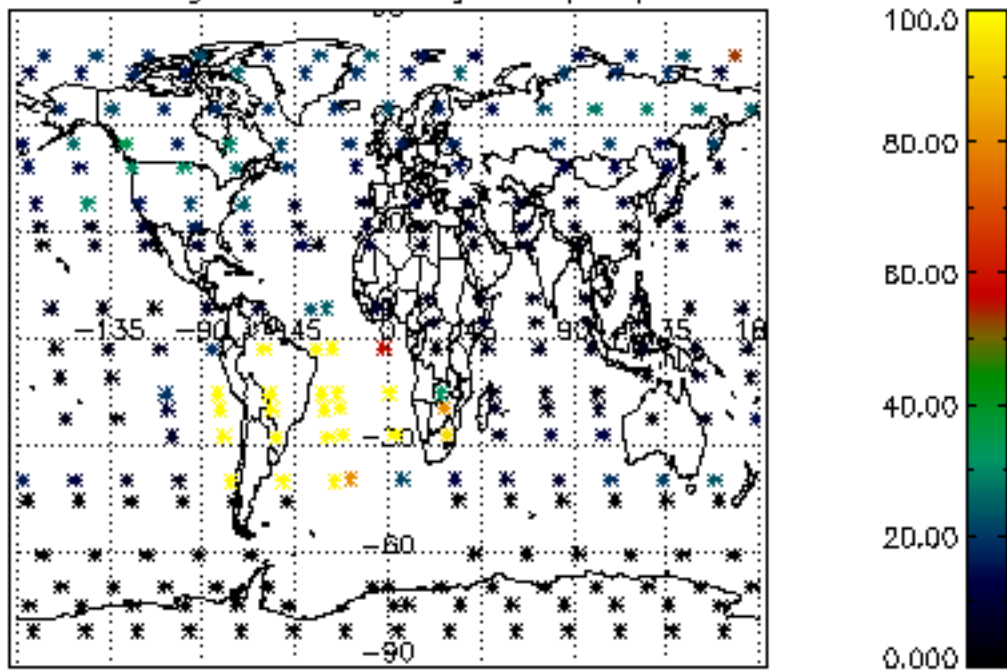
Percentage of flagged data per NO3 profile



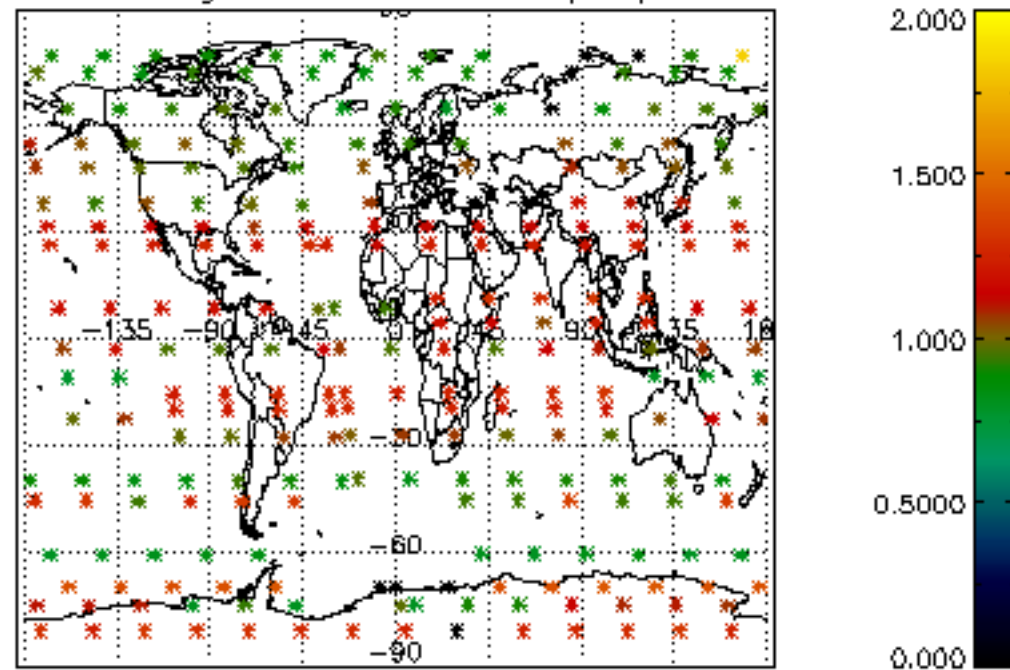




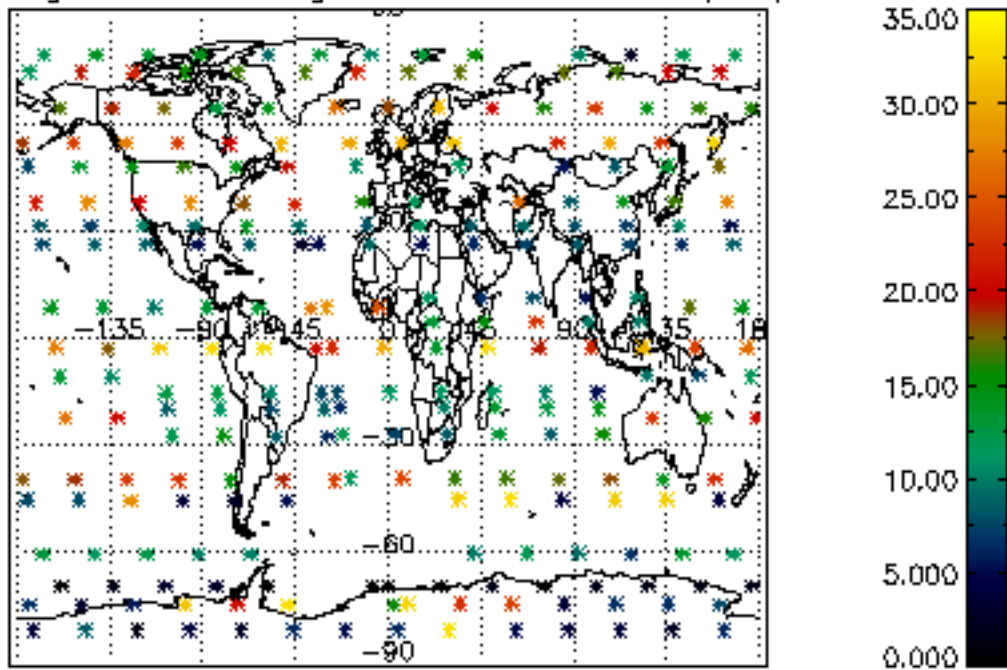
Percentage of cosmic ray hits per profile



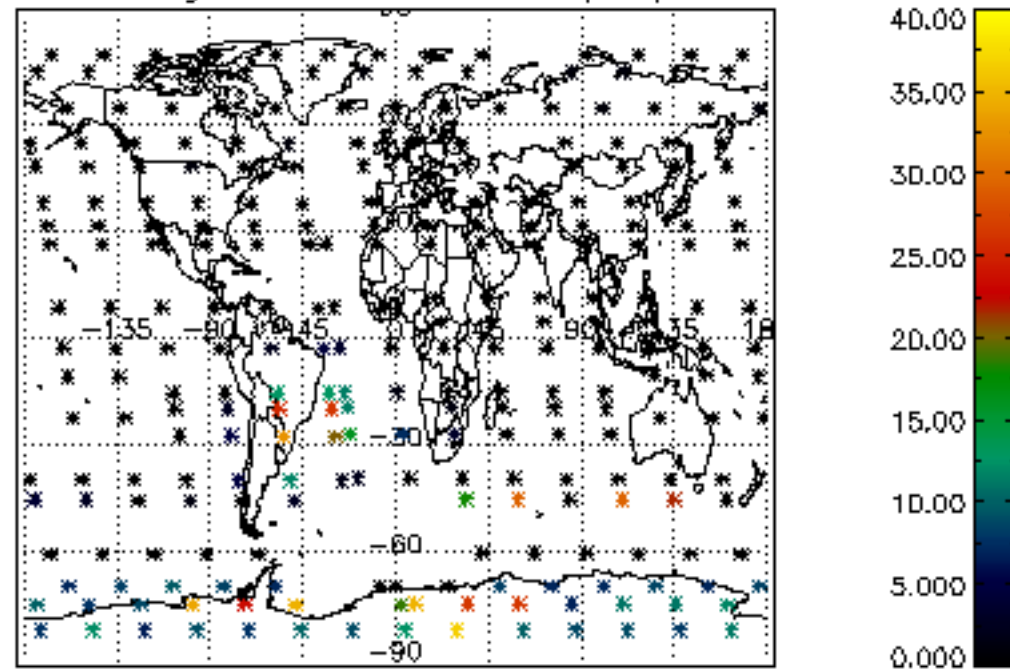
Percentage of datation errors per profile



Percentage of star falling outside central band per profile

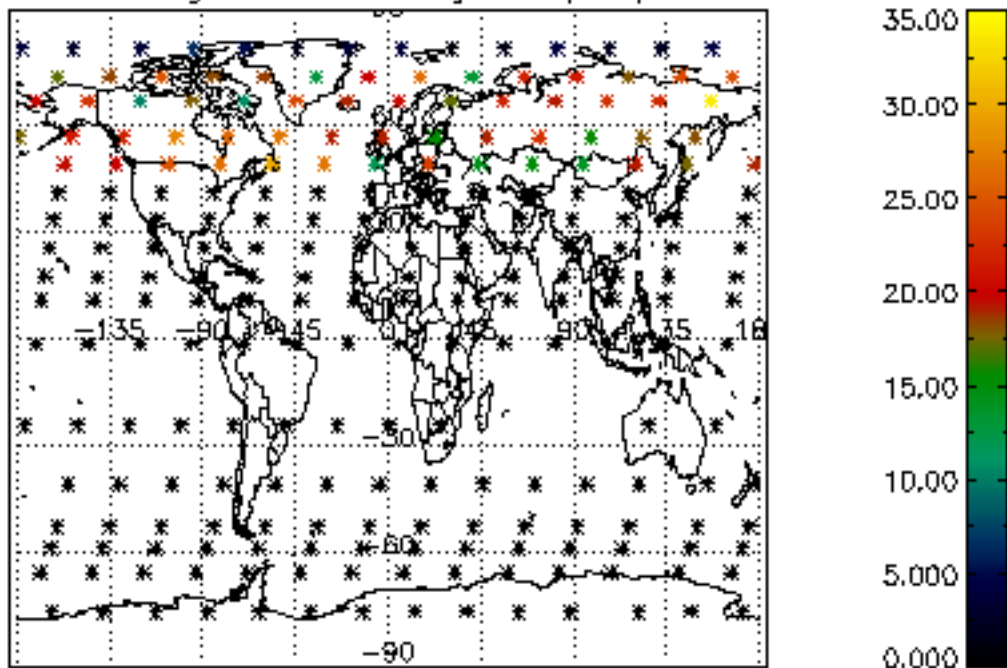


Percentage of saturation errors per profile

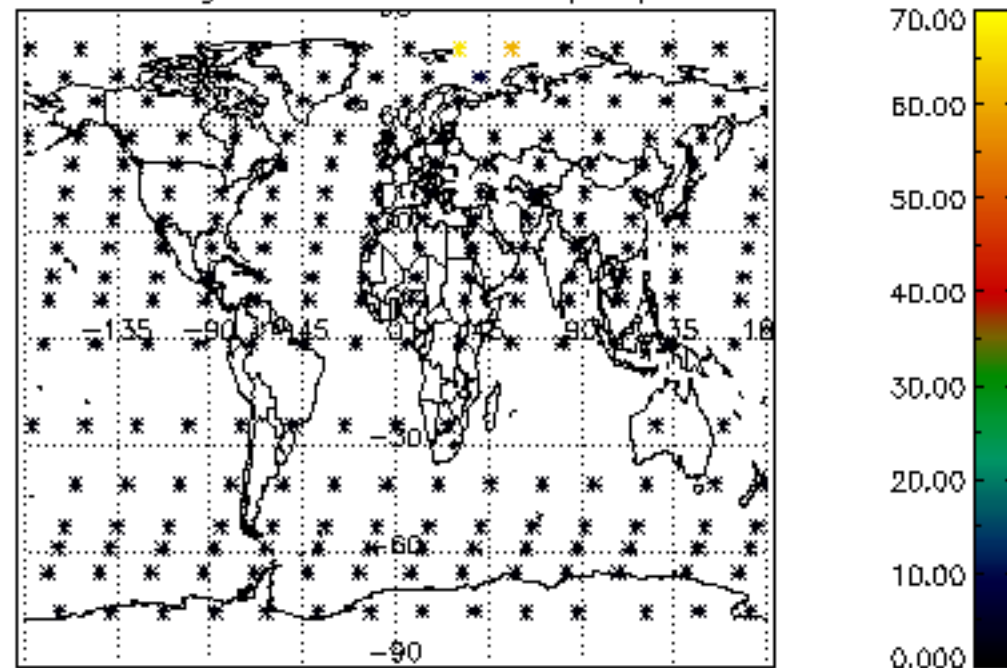




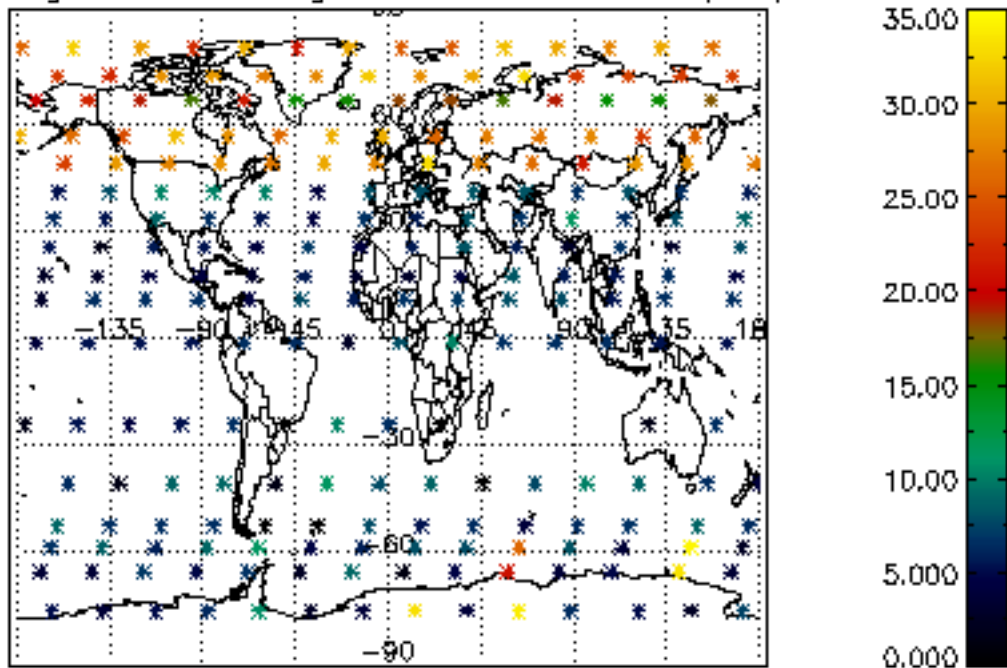
Percentage of cosmic ray hits per profile



Percentage of datation errors per profile



Percentage of star falling outside central band per profile



Percentage of saturation errors per profile

