

GOMOS Level 2 Daily Report

SUMMARY

[1. General Info](#)

[2. Summary of processed GOM_NL_2P products](#)

[3. Level 2 Quality information per product](#)

[3.1 Plot of level 2 quality information per product \(time dependant\)](#)

[3.2 Plot of level 2 quality information per product \(world map\)](#)

[4. Level 1 Quality information per product \(stored on level 2 products\)](#)

[4.1 Plot of level 1 quality information per product \(time dependant\)](#)

[4.1.1 Plot of level 1 quality information per product \(time dependant\): ASCENDING](#)

[4.1.2 Plot of level 1 quality information per product \(time dependant\): DESCENDING](#)

[4.2 Plot of level 1 quality information per product \(world map\)](#)

[4.2.1 Plot of level 1 quality information per product \(world map\): ASCENDING](#)

[4.2.2 Plot of level 1 quality information per product \(world map\): DESCENDING](#)

[5. Ozone profiles based on quality statistics and other trace gas profiles](#)

[5.1 Ozone statistics based on quality of products](#)

[5.2 Plot ozone profiles for all STD \(dark without errors\)](#)

[5.3 Plot ozone profiles where STD < 20% \(dark without errors\)](#)

[5.4. Plot ozone profiles where STD < 10% \(dark without errors\)](#)

[5.5. Plot ozone profiles where STD < 5% \(dark without errors\)](#)

[5.6 Plot NO2 profiles for all STD \(dark without errors\)](#)

[5.7 Plot NO3 profiles for all STD \(dark without errors\)](#)

[5.8 Plot H2O profiles \(only for occultations of stars 1,2,3,4,13,14,16,26,63 dark without errors\) for all STD](#)

[6. Auxiliary Data Files used for the production reported in section 2](#)

This report presents the daily analysis on parameters extracted from GOMOS level 2 data (GOM_NL__2P). It is intended to monitor some important parameters that will impact the quality of these products. A list of level 2 products (and content) that have arrived during the reporting day to the PCF is also given.

Item	Value
Time of report generation	22APR2013 10:23:35
Data source version	GOMOS/6.01
Start time of products	18-12-2004 (18DEC2004 00:00:00)
Stop time of products	19-12-2004 (19DEC2004 00:00:00)
Store outputs in DB	Yes
Nb of level 2 prods	488
Nb of prods with errors	2

2. Summary of processed GOM_NL__2P products.

Nr	Filename	UTC Start time	Limb	Duration	Star Id	Star Name	Star Mag	Star Temp	Nb Meas	Orbit	Prod. error
1	GOM_NL__2PRFIN20041218_000128_000000382033_00059_14642_8250.N1	18-DEC-2004 00:01:28	Bright	38.000	160	23Gam Per	2.9300	4700.0	76	14642	No
2	GOM_NL__2PRFIN20041218_000448_000000362033_00059_14642_8251.N1	18-DEC-2004 00:04:48	Bright	36.000	110	37Del Cas	2.6780	8900.0	72	14642	No
3	GOM_NL__2PRFIN20041218_001120_000000392033_00059_14642_8252.N1	18-DEC-2004 00:11:20	Bright	38.500	49	1Alp UMi	1.9900	6300.0	77	14642	No
4	GOM_NL__2PRFIN20041218_001603_000000382033_00059_14642_8253.N1	18-DEC-2004 00:16:03	Bright	38.000	60	7Bet UMi	2.0810	3950.0	76	14642	No
5	GOM_NL__2PRFIN20041218_001734_000000532033_00059_14642_8254.N1	18-DEC-2004 00:17:34	Bright	52.500	82	48Bet UMa	2.3650	10600.	105	14642	No
6	GOM_NL__2PRFIN20041218_002007_000000502033_00059_14642_8255.N1	18-DEC-2004 00:20:07	Bright	49.500	87	64Gam UMa	2.4330	11000.	99	14642	No
7	GOM_NL__2PRFIN20041218_002314_000000432033_00059_14642_8256.N1	18-DEC-2004 00:23:14	Bright	42.500	39	85Eta UMa	1.8540	24000.	85	14642	No
8	GOM_NL__2PRFIN20041218_002639_000000412033_00059_14642_8257.N1	18-DEC-2004 00:26:39	Bright	40.500	180	27Gam Boo	3.0400	8000.0	81	14642	No
9	GOM_NL__2PRFIN20041218_002956_000000552033_00059_14642_8258.N1	18-DEC-2004 00:29:56	Bright	55.000	83		2.3780	11000.	110	14642	No
10	GOM_NL__2PRFIN20041218_003318_000000452033_00059_14642_8259.N1	18-DEC-2004 00:33:18	Bright	44.500	111	8Eta Boo	2.6800	6000.0	89	14642	No
11	GOM_NL__2PRFIN20041218_003501_000000362033_00059_14642_8260.N1	18-DEC-2004 00:35:01	Bright	35.500	102	24Alp Ser	2.6000	4250.0	71	14642	No
12	GOM_NL__2PRFIN20041218_004329_000000552033_00059_14642_8261.N1	18-DEC-2004 00:43:29	Twilight	55.000	15	67Alp Vir	0.97600	28000.	110	14642	No
13	GOM_NL__2PRFIN20041218_004700_000000482033_00059_14642_8262.N1	18-DEC-2004 00:47:00	Dark	48.000	169	46Gam Hya	2.9910	4700.0	96	14642	No
14	GOM_NL__2PRFIN20041218_005031_000000392033_00059_14642_8263.N1	18-DEC-2004 00:50:31	Dark	39.000	78	Alp Lup	2.3040	28000.	78	14642	No
15	GOM_NL__2PRFIN20041218_005405_000000452033_00059_14642_8264.N1	18-DEC-2004 00:54:05	Dark	44.500	4	Alp1Cen	-0.010000	5800.0	89	14642	No
16	GOM_NL__2PRFIN20041218_010207_000000412033_00060_14643_8230.N1	18-DEC-2004 01:02:07	Dark	40.500	159	Ups Car	2.9200	7200.0	81	14643	No
17	GOM_NL__2PRFIN20041218_010331_000000442033_00060_14643_8231.N1	18-DEC-2004 01:03:31	Dark	43.500	71	Iot Car	2.2460	7700.0	87	14643	No
18	GOM_NL__2PRFIN20041218_010521_000000572033_00060_14643_8232.N1	18-DEC-2004 01:05:21	Dark	57.000	41	Eps Car	1.8600	4100.0	114	14643	No
19	GOM_NL__2PRFIN20041218_010812_000000502033_00060_14643_8233.N1	18-DEC-2004 01:08:12	Dark	50.000	34	Gam2Vel	1.7930	23000.	100	14643	No
20	GOM_NL__2PRFIN20041218_011012_000000512033_00060_14643_8234.N1	18-DEC-2004 01:10:12	Dark	50.500	2	Alp Car	-0.73600	7000.0	101	14643	No
21	GOM_NL__2PRFIN20041218_011300_000000552033_00060_14643_8235.N1	18-DEC-2004 01:13:00	Dark	55.000	117	Pi Pup	2.7060	3800.0	110	14643	No
22	GOM_NL__2PRFIN20041218_011612_000000562033_00060_14643_8236.N1	18-DEC-2004 01:16:12	Straylight	56.000	23	21Eps CMa	1.5020	26000.	112	14643	No
23	GOM_NL__2PRFIN20041218_011755_000000592033_00060_14643_8237.N1	18-DEC-2004 01:17:55	Straylight	59.000	179	24Omi2CMa	3.0320	24000.	118	14643	No
24	GOM_NL__2PRFIN20041218_012051_000000662033_00060_14643_8238.N1	18-DEC-2004 01:20:51	Straylight	66.000	1	9Alp CMa	-1.4400	11000.	132	14643	No
25	GOM_NL__2PRFIN20041218_012404_000000542033_00060_14643_8239.N1	18-DEC-2004 01:24:04	Straylight	53.500	7	19Bet Ori	0.10000	14000.	107	14643	No
26	GOM_NL__2PRFIN20041218_012615_000000522033_00060_14643_8240.N1	18-DEC-2004 01:26:15	Straylight	51.500	30	46Eps Ori	1.6940	30000.	103	14643	No
27	GOM_NL__2PRFIN20041218_012919_000000602033_00060_14643_8241.N1	18-DEC-2004 01:29:19	Twilight	60.000	14	58Alp Ori	0.87000	3000.0	120	14643	No
28	GOM_NL__2PRFIN20041218_013123_000000532033_00060_14643_8242.N1	18-DEC-2004 01:31:23	Twilight	53.000	13	87Alp Tau	0.86700	3800.0	106	14643	No
29	GOM_NL__2PRFIN20041218_013339_000000392033_00060_14643_8243.N1	18-DEC-2004 01:33:39	Bright	38.500	146	25Eta Tau	2.8730	15200.	77	14643	No
30	GOM_NL__2PRFIN20041218_013544_000000412033_00060_14643_8244.N1	18-DEC-2004 01:35:44	Bright	40.500	150	44Zet Per	2.8900	28000.	81	14643	No
31	GOM_NL__2PRFIN20041218_013803_000000372033_00060_14643_8245.N1	18-DEC-2004 01:38:03	Bright	36.500	149	45Eps Per	2.8880	30000.	73	14643	No
32	GOM_NL__2PRFIN20041218_014016_000000362033_00060_14643_8246.N1	18-DEC-2004 01:40:16	Bright	36.000	175	39Del Per	3.0100	19400.	72	14643	No
33	GOM_NL__2PRFIN20041218_014204_000000382033_00060_14643_8247.N1	18-DEC-2004 01:42:04	Bright	38.000	160	23Gam Per	2.9300	4700.0	76	14643	No
34	GOM_NL__2PRFIN20041218_014524_000000362033_00060_14643_8248.N1	18-DEC-2004 01:45:24	Bright	36.000	110	37Del Cas	2.6780	8900.0	72	14643	No
35	GOM_NL__2PRFIN20041218_015154_000000382033_00060_14643_8249.N1	18-DEC-2004 01:51:54	Bright	38.000	49	1Alp UMi	1.9900	6300.0	76	14643	No
36	GOM_NL__2PRFIN20041218_015639_000000392033_00060_14643_8250.N1	18-DEC-2004 01:56:39	Bright	39.000	60	7Bet UMi	2.0810	3950.0	78	14643	No
37	GOM_NL__2PRFIN20041218_015809_000000522033_00060_14643_8251.N1	18-DEC-2004 01:58:09	Bright	52.000	82	48Bet UMa	2.3650	10600.	104	14643	No
38	GOM_NL__2PRFIN20041218_020043_000000482033_00060_14643_8252.N1	18-DEC-2004 02:00:43	Bright	47.500	87	64Gam UMa	2.4330	11000.	95	14643	No
39	GOM_NL__2PRFIN20041218_020350_000000412033_00060_14643_8253.N1	18-DEC-2004 02:03:50	Bright	40.500	39	85Eta UMa	1.8540	24000.	81	14643	No
40	GOM_NL__2PRFIN20041218_020716_000000392033_00060_14643_8254.N1	18-DEC-2004 02:07:16	Bright	39.000	180	27Gam Boo	3.0400	8000.0	78	14643	No
41	GOM_NL__2PRFIN20041218_021032_000000372033_00060_14643_8255.N1	18-DEC-2004 02:10:32	Bright	36.500	83		2.3780	11000.	73	14643	No
42	GOM_NL__2PRFIN20041218_022237_000000412033_00060_14643_8256.N1	18-DEC-2004 02:22:37	Bright	41.000	122	9Alp2Lib	2.7470	9700.0	82	14643	No

43	GOM_NL__2PRFIN20041218_022404_000000562033_00060_14643_8257.N1	18-DEC-2004 02:24:04	Twilight	55.500	15	67Alp Vir	0.97600	28000.	111	14643	No
44	GOM_NL__2PRFIN20041218_022735_000000532033_00060_14643_8258.N1	18-DEC-2004 02:27:35	Dark	53.000	169	46Gam Hya	2.9910	4700.0	106	14643	No
45	GOM_NL__2PRFIN20041218_022953_000000412033_00060_14643_8259.N1	18-DEC-2004 02:29:53	Dark	41.000	81	Eta Cen	2.3560	28000.	82	14643	No
46	GOM_NL__2PRFIN20041218_023106_000000402033_00060_14643_8260.N1	18-DEC-2004 02:31:06	Dark	39.500	78	Alp Lup	2.3040	28000.	79	14643	No
47	GOM_NL__2PRFIN20041218_023441_000000522033_00060_14643_8261.N1	18-DEC-2004 02:34:41	Dark	52.000	4	Alp1Cen	-0.010000	5800.0	104	14643	No
48	GOM_NL__2PRFIN20041218_024243_000000422033_00061_14644_8233.N1	18-DEC-2004 02:42:43	Dark	41.500	159	Ups Car	2.9200	7200.0	83	14644	No
49	GOM_NL__2PRFIN20041218_024408_000000432033_00061_14644_8234.N1	18-DEC-2004 02:44:08	Dark	43.000	71	Iot Car	2.2460	7700.0	86	14644	No
50	GOM_NL__2PRFIN20041218_024600_000000562033_00061_14644_8235.N1	18-DEC-2004 02:46:00	Dark	55.500	41	Eps Car	1.8600	4100.0	111	14644	No
51	GOM_NL__2PRFIN20041218_024850_000000542033_00061_14644_8236.N1	18-DEC-2004 02:48:50	Dark	54.000	34	Gam2Vel	1.7930	23000.	108	14644	No
52	GOM_NL__2PRFIN20041218_025048_000000412033_00061_14644_8237.N1	18-DEC-2004 02:50:48	Dark	40.500	2	Alp Car	-0.73600	7000.0	81	14644	No
53	GOM_NL__2PRFIN20041218_025337_000000542033_00061_14644_8238.N1	18-DEC-2004 02:53:37	Dark	54.000	117	Pi Pup	2.7060	3800.0	108	14644	No
54	GOM_NL__2PRFIN20041218_025648_000000602033_00061_14644_8239.N1	18-DEC-2004 02:56:48	Straylight	59.500	23	21Eps CMa	1.5020	26000.	119	14644	No
55	GOM_NL__2PRFIN20041218_025831_000000592033_00061_14644_8240.N1	18-DEC-2004 02:58:31	Straylight	58.500	179	24Omi2CMa	3.0320	24000.	117	14644	No
56	GOM_NL__2PRFIN20041218_030127_000000662033_00061_14644_8241.N1	18-DEC-2004 03:01:27	Straylight	66.000	1	9Alp CMa	-1.4400	11000.	132	14644	No
57	GOM_NL__2PRFIN20041218_030440_000000512033_00061_14644_8242.N1	18-DEC-2004 03:04:40	Straylight	51.000	7	19Bet Ori	0.10000	14000.	102	14644	No
58	GOM_NL__2PRFIN20041218_030652_000000492033_00061_14644_8243.N1	18-DEC-2004 03:06:52	Straylight	49.000	30	46Eps Ori	1.6940	30000.	98	14644	No
59	GOM_NL__2PRFIN20041218_030955_000000602033_00061_14644_8244.N1	18-DEC-2004 03:09:55	Twilight	60.000	14	58Alp Ori	0.87000	3000.0	120	14644	No
60	GOM_NL__2PRFIN20041218_031157_000000532033_00061_14644_8245.N1	18-DEC-2004 03:11:57	Twilight	53.000	13	87Alp Tau	0.86700	3800.0	106	14644	No
61	GOM_NL__2PRFIN20041218_031415_000000382033_00061_14644_8246.N1	18-DEC-2004 03:14:15	Bright	38.000	146	25Eta Tau	2.8730	15200.	76	14644	No
62	GOM_NL__2PRFIN20041218_031622_000000402033_00061_14644_8247.N1	18-DEC-2004 03:16:22	Bright	39.500	150	44Zet Per	2.8900	28000.	79	14644	No
63	GOM_NL__2PRFIN20041218_031839_000000362033_00061_14644_8248.N1	18-DEC-2004 03:18:39	Bright	36.000	149	45Eps Per	2.8880	30000.	72	14644	No
64	GOM_NL__2PRFIN20041218_032051_000000382033_00061_14644_8249.N1	18-DEC-2004 03:20:51	Bright	38.000	175	39Del Per	3.0100	19400.	76	14644	No
65	GOM_NL__2PRFIN20041218_032240_000000382033_00061_14644_8250.N1	18-DEC-2004 03:22:40	Bright	38.000	160	23Gam Per	2.9300	4700.0	76	14644	No
66	GOM_NL__2PRFIN20041218_032601_000000372033_00061_14644_8251.N1	18-DEC-2004 03:26:01	Bright	37.000	110	37Del Cas	2.6780	8900.0	74	14644	No
67	GOM_NL__2PRFIN20041218_033714_000000392033_00061_14644_8252.N1	18-DEC-2004 03:37:14	Bright	39.000	60	7Bet UMi	2.0810	3950.0	78	14644	No
68	GOM_NL__2PRFIN20041218_033845_000000522033_00061_14644_8253.N1	18-DEC-2004 03:38:45	Bright	52.000	82	48Bet UMa	2.3650	10600.	104	14644	No
69	GOM_NL__2PRFIN20041218_034118_000000502033_00061_14644_8254.N1	18-DEC-2004 03:41:18	Bright	50.000	87	64Gam UMa	2.4330	11000.	100	14644	No
70	GOM_NL__2PRFIN20041218_034426_000000422033_00061_14644_8255.N1	18-DEC-2004 03:44:26	Bright	42.000	39	85Eta UMa	1.8540	24000.	84	14644	No
71	GOM_NL__2PRFIN20041218_034752_000000402033_00061_14644_8256.N1	18-DEC-2004 03:47:52	Bright	39.500	180	27Gam Boo	3.0400	8000.0	79	14644	No
72	GOM_NL__2PRFIN20041218_035108_000000392033_00061_14644_8257.N1	18-DEC-2004 03:51:08	Bright	38.500	83		2.3780	11000.	77	14644	No
73	GOM_NL__2PRFIN20041218_035431_000000612033_00061_14644_8258.N1	18-DEC-2004 03:54:31	Bright	61.000	111	8Eta Boo	2.6800	6000.0	122	14644	No
74	GOM_NL__2PRFIN20041218_035612_000000382033_00061_14644_8259.N1	18-DEC-2004 03:56:12	Bright	37.500	102	24Alp Ser	2.6000	4250.0	75	14644	No
75	GOM_NL__2PRFIN20041218_035844_000000572033_00061_14644_8260.N1	18-DEC-2004 03:58:44	Bright	56.500	138	47Eps Vir	2.8280	4700.0	113	14644	No
76	GOM_NL__2PRFIN20041218_040314_000000532033_00061_14644_8261.N1	18-DEC-2004 04:03:14	Bright	53.000	122	9Alp2Lib	2.7470	9700.0	106	14644	No
77	GOM_NL__2PRFIN20041218_040443_000000512033_00061_14644_8262.N1	18-DEC-2004 04:04:43	Twilight	51.000	15	67Alp Vir	0.97600	28000.	102	14644	No
78	GOM_NL__2PRFIN20041218_040813_000000492033_00061_14644_8263.N1	18-DEC-2004 04:08:13	Dark	49.000	169	46Gam Hya	2.9910	4700.0	98	14644	No
79	GOM_NL__2PRFIN20041218_041029_000000422033_00061_14644_8264.N1	18-DEC-2004 04:10:29	Dark	41.500	81	Eta Cen	2.3560	28000.	83	14644	No
80	GOM_NL__2PRFIN20041218_041144_000000422033_00061_14644_8265.N1	18-DEC-2004 04:11:44	Dark	41.500	78	Alp Lup	2.3040	28000.	83	14644	No
81	GOM_NL__2PRFIN20041218_041517_000000472033_00061_14644_8266.N1	18-DEC-2004 04:15:17	Dark	47.000	4	Alp1Cen	-0.010000	5800.0	94	14644	No
82	GOM_NL__2PRFIN20041218_041823_000000492033_00062_14645_8231.N1	18-DEC-2004 04:18:23	Dark	49.000	12	Alp1Cru	0.77500	30000.	98	14645	No
83	GOM_NL__2PRFIN20041218_042320_000000412033_00062_14645_8232.N1	18-DEC-2004 04:23:20	Dark	40.500	159	Ups Car	2.9200	7200.0	81	14645	No
84	GOM_NL__2PRFIN20041218_042445_000000452033_00062_14645_8233.N1	18-DEC-2004 04:24:45	Dark	44.500	71	Iot Car	2.2460	7700.0	89	14645	No
85	GOM_NL__2PRFIN20041218_042636_000000462033_00062_14645_8234.N1	18-DEC-2004 04:26:36	Dark	46.000	41	Eps Car	1.8600	4100.0	92	14645	No
86	GOM_NL__2PRFIN20041218_042927_000000502033_00062_14645_8235.N1	18-DEC-2004 04:29:27	Dark	50.000	34	Gam2Vel	1.7930	23000.	100	14645	No
87	GOM_NL__2PRFIN20041218_043124_000000552033_00062_14645_8236.N1	18-DEC-2004 04:31:24	Dark	55.000	2	Alp Car	-0.73600	7000.0	110	14645	No
88	GOM_NL__2PRFIN20041218_043414_000000552033_00062_14645_8237.N1	18-DEC-2004 04:34:14	Dark	54.500	117	Pi Pup	2.7060	3800.0	109	14645	No
89	GOM_NL__2PRFIN20041218_043724_000000542033_00062_14645_8238.N1	18-DEC-2004 04:37:24	Straylight	54.000	23	21Eps CMa	1.5020	26000.	108	14645	No
90	GOM_NL__2PRFIN20041218_043910_000000582033_00062_14645_8239.N1	18-DEC-2004 04:39:10	Straylight	57.500	179	24Omi2CMa	3.0320	24000.	115	14645	No
91	GOM_NL__2PRFIN20041218_044205_000000712033_00062_14645_8240.N1	18-DEC-2004 04:42:05	Straylight	70.500	1	9Alp CMa	-1.4400	11000.	141	14645	No
92	GOM_NL__2PRFIN20041218_044518_000000492033_00062_14645_8241.N1	18-DEC-2004 04:45:18	Straylight	49.000	7	19Bet Ori	0.10000	14000.	98	14645	No
93	GOM_NL__2PRFIN20041218_044728_000000492033_00062_14645_8242.N1	18-DEC-2004 04:47:28	Straylight	49.000	30	46Eps Ori	1.6940	30000.	98	14645	No
94	GOM_NL__2PRFIN20041218_045030_000000582033_00062_14645_8243.N1	18-DEC-2004 04:50:30	Twilight	58.000	14	58Alp Ori	0.87000	3000.0	116	14645	No
95	GOM_NL__2PRFIN20041218_045235_000000522033_00062_14645_8244.N1	18-DEC-2004 04:52:35	Twilight	51.500	13	87Alp Tau	0.86700	3800.0	103	14645	No
96	GOM_NL__2PRFIN20041218_045450_000000392033_00062_14645_8245.N1	18-DEC-2004 04:54:50	Bright	38.500	146	25Eta Tau	2.8730	15200.	77	14645	No
97	GOM_NL__2PRFIN20041218_045659_000000382033_00062_14645_8246.N1	18-DEC-2004 04:56:59	Bright	37.500	150	44Zet Per	2.8900	28000.	75	14645	No
98	GOM_NL__2PRFIN20041218_045915_000000372033_00062_14645_8247.N1	18-DEC-2004 04:59:15	Bright	37.000	149	45Eps Per	2.8880	30000.	74	14645	No
99	GOM_NL__2PRFIN20041218_050127_000000382033_00062_14645_8248.N1	18-DEC-2004 05:01:27	Bright	37.500	175	39Del Per	3.0100	19400.	75	14645	No
100	GOM_NL__2PRFIN20041218_050316_000000382033_00062_14645_8249.N1	18-DEC-2004 05:03:16	Bright	38.000	160	23Gam Per	2.9300	4700.0	76	14645	No
101	GOM_NL__2PRFIN20041218_050636_000000382033_00062_14645_8250.N1	18-DEC-2004 05:06:36	Bright	38.000	110	37Del Cas	2.6780	8900.0	76	14645	No

102	GOM_NL__2PRFIN20041218_051750_000000402033_00062_14645_8251.N1	18-DEC-2004 05:17:50	Bright	40.000	60	7Bet UMi	2.0810	3950.0	80	14645	No
103	GOM_NL__2PRFIN20041218_051920_000000532033_00062_14645_8252.N1	18-DEC-2004 05:19:20	Bright	53.000	82	48Bet UMa	2.3650	10600.	106	14645	No
104	GOM_NL__2PRFIN20041218_052154_000000502033_00062_14645_8253.N1	18-DEC-2004 05:21:54	Bright	50.000	87	64Gam UMa	2.4330	11000.	100	14645	No
105	GOM_NL__2PRFIN20041218_052502_000000412033_00062_14645_8254.N1	18-DEC-2004 05:25:02	Bright	40.500	39	85Eta UMa	1.8540	24000.	81	14645	No
106	GOM_NL__2PRFIN20041218_052828_000000392033_00062_14645_8255.N1	18-DEC-2004 05:28:28	Bright	39.000	180	27Gam Boo	3.0400	8000.0	78	14645	No
107	GOM_NL__2PRFIN20041218_053144_000000392033_00062_14645_8256.N1	18-DEC-2004 05:31:44	Bright	38.500	83		2.3780	11000.	77	14645	No
108	GOM_NL__2PRFIN20041218_053507_000000612033_00062_14645_8257.N1	18-DEC-2004 05:35:07	Bright	61.000	111	8Eta Boo	2.6800	6000.0	122	14645	No
109	GOM_NL__2PRFIN20041218_053648_000000382033_00062_14645_8258.N1	18-DEC-2004 05:36:48	Bright	38.000	102	24Alp Ser	2.6000	4250.0	76	14645	No
110	GOM_NL__2PRFIN20041218_053921_000000582033_00062_14645_8259.N1	18-DEC-2004 05:39:21	Bright	57.500	138	47Eps Vir	2.8280	4700.0	115	14645	No
111	GOM_NL__2PRFIN20041218_054351_000000532033_00062_14645_8260.N1	18-DEC-2004 05:43:51	Bright	53.000	122	9Alp2Lib	2.7470	9700.0	106	14645	No
112	GOM_NL__2PRFIN20041218_054520_000000572033_00062_14645_8261.N1	18-DEC-2004 05:45:20	Tw_i_and_stray	56.500	15	67Alp Vir	0.97600	28000.	113	14645	No
113	GOM_NL__2PRFIN20041218_054848_000000522033_00062_14645_8262.N1	18-DEC-2004 05:48:48	Dark	51.500	169	46Gam Hya	2.9910	4700.0	103	14645	No
114	GOM_NL__2PRFIN20041218_055106_000000412033_00062_14645_8263.N1	18-DEC-2004 05:51:06	Dark	41.000	81	Eta Cen	2.3560	28000.	82	14645	No
115	GOM_NL__2PRFIN20041218_055220_000000422033_00062_14645_8264.N1	18-DEC-2004 05:52:20	Dark	41.500	78	Alp Lup	2.3040	28000.	83	14645	No
116	GOM_NL__2PRFIN20041218_055900_000000422033_00063_14646_8228.N1	18-DEC-2004 05:59:00	Dark	41.500	12	Alp1Cru	0.77500	30000.	83	14646	No
117	GOM_NL__2PRFIN20041218_060357_000000402033_00063_14646_8229.N1	18-DEC-2004 06:03:57	Dark	40.000	159	Ups Car	2.9200	7200.0	80	14646	No
118	GOM_NL__2PRFIN20041218_060522_000000442033_00063_14646_8230.N1	18-DEC-2004 06:05:22	Dark	44.000	71	Iot Car	2.2460	7700.0	88	14646	No
119	GOM_NL__2PRFIN20041218_060714_000000482033_00063_14646_8231.N1	18-DEC-2004 06:07:14	Dark	47.500	41	Eps Car	1.8600	4100.0	95	14646	No
120	GOM_NL__2PRFIN20041218_061004_000000512033_00063_14646_8232.N1	18-DEC-2004 06:10:04	Dark	50.500	34	Gam2Vel	1.7930	23000.	101	14646	No
121	GOM_NL__2PRFIN20041218_061201_000000472033_00063_14646_8233.N1	18-DEC-2004 06:12:01	Dark	46.500	2	Alp Car	-0.73600	7000.0	93	14646	No
122	GOM_NL__2PRFIN20041218_061451_000000532033_00063_14646_8234.N1	18-DEC-2004 06:14:51	Dark	52.500	117	Pi Pup	2.7060	3800.0	105	14646	No
123	GOM_NL__2PRFIN20041218_061801_000000552033_00063_14646_8235.N1	18-DEC-2004 06:18:01	Straylight	54.500	23	21Eps CMa	1.5020	26000.	109	14646	No
124	GOM_NL__2PRFIN20041218_061946_000000562033_00063_14646_8236.N1	18-DEC-2004 06:19:46	Straylight	56.000	179	24Omi2CMa	3.0320	24000.	112	14646	No
125	GOM_NL__2PRFIN20041218_062241_000000712033_00063_14646_8237.N1	18-DEC-2004 06:22:41	Straylight	71.000	1	9Alp CMa	-1.4400	11000.	142	14646	No
126	GOM_NL__2PRFIN20041218_062555_000000492033_00063_14646_8238.N1	18-DEC-2004 06:25:55	Straylight	48.500	7	19Bet Ori	0.10000	14000.	97	14646	No
127	GOM_NL__2PRFIN20041218_062804_000000502033_00063_14646_8239.N1	18-DEC-2004 06:28:04	Straylight	49.500	30	46Eps Ori	1.6940	30000.	99	14646	No
128	GOM_NL__2PRFIN20041218_063106_000000602033_00063_14646_8240.N1	18-DEC-2004 06:31:06	Tw_i_and_stray	60.000	14	58Alp Ori	0.87000	3000.0	120	14646	No
129	GOM_NL__2PRFIN20041218_063311_000000472033_00063_14646_8241.N1	18-DEC-2004 06:33:11	Tw_i_and_stray	47.000	13	87Alp Tau	0.86700	3800.0	94	14646	No
130	GOM_NL__2PRFIN20041218_063528_000000392033_00063_14646_8242.N1	18-DEC-2004 06:35:28	Bright	39.000	146	25Eta Tau	2.8730	15200.	78	14646	No
131	GOM_NL__2PRFIN20041218_063736_000000362033_00063_14646_8243.N1	18-DEC-2004 06:37:36	Bright	36.000	150	44Zet Per	2.8900	28000.	72	14646	No
132	GOM_NL__2PRFIN20041218_063952_000000352033_00063_14646_8244.N1	18-DEC-2004 06:39:52	Bright	35.000	149	45Eps Per	2.8880	30000.	70	14646	No
133	GOM_NL__2PRFIN20041218_064204_000000362033_00063_14646_8245.N1	18-DEC-2004 06:42:04	Bright	36.000	175	39Del Per	3.0100	19400.	72	14646	No
134	GOM_NL__2PRFIN20041218_064353_000000382033_00063_14646_8246.N1	18-DEC-2004 06:43:53	Bright	38.000	160	23Gam Per	2.9300	4700.0	76	14646	No
135	GOM_NL__2PRFIN20041218_064713_000000382033_00063_14646_8247.N1	18-DEC-2004 06:47:13	Bright	38.000	110	37Del Cas	2.6780	8900.0	76	14646	No
136	GOM_NL__2PRFIN20041218_065826_000000412033_00063_14646_8248.N1	18-DEC-2004 06:58:26	Bright	40.500	60	7Bet UMi	2.0810	3950.0	81	14646	No
137	GOM_NL__2PRFIN20041218_065955_000000522033_00063_14646_8249.N1	18-DEC-2004 06:59:55	Bright	52.000	82	48Bet UMa	2.3650	10600.	104	14646	No
138	GOM_NL__2PRFIN20041218_070229_000000502033_00063_14646_8250.N1	18-DEC-2004 07:02:29	Bright	49.500	87	64Gam UMa	2.4330	11000.	99	14646	No
139	GOM_NL__2PRFIN20041218_070537_000000432033_00063_14646_8251.N1	18-DEC-2004 07:05:37	Bright	42.500	39	85Eta UMa	1.8540	24000.	85	14646	No
140	GOM_NL__2PRFIN20041218_070904_000000402033_00063_14646_8252.N1	18-DEC-2004 07:09:04	Bright	40.000	180	27Gam Boo	3.0400	8000.0	80	14646	No
141	GOM_NL__2PRFIN20041218_071220_000000392033_00063_14646_8253.N1	18-DEC-2004 07:12:20	Bright	39.000	83		2.3780	11000.	78	14646	No
142	GOM_NL__2PRFIN20041218_071544_000000452033_00063_14646_8254.N1	18-DEC-2004 07:15:44	Bright	44.500	111	8Eta Boo	2.6800	6000.0	89	14646	No
143	GOM_NL__2PRFIN20041218_071726_000000362033_00063_14646_8255.N1	18-DEC-2004 07:17:26	Bright	35.500	102	24Alp Ser	2.6000	4250.0	71	14646	No
144	GOM_NL__2PRFIN20041218_071957_000000592033_00063_14646_8256.N1	18-DEC-2004 07:19:57	Bright	59.000	138	47Eps Vir	2.8280	4700.0	118	14646	No
145	GOM_NL__2PRFIN20041218_072427_000000382033_00063_14646_8257.N1	18-DEC-2004 07:24:27	Bright	38.000	122	9Alp2Lib	2.7470	9700.0	76	14646	No
146	GOM_NL__2PRFIN20041218_072557_000000512033_00063_14646_8258.N1	18-DEC-2004 07:25:57	Tw_i_and_stray	50.500	15	67Alp Vir	0.97600	28000.	101	14646	No
147	GOM_NL__2PRFIN20041218_072927_000000482033_00063_14646_8259.N1	18-DEC-2004 07:29:27	Dark	48.000	169	46Gam Hya	2.9910	4700.0	96	14646	No
148	GOM_NL__2PRFIN20041218_073142_000000422033_00063_14646_8260.N1	18-DEC-2004 07:31:42	Dark	41.500	81	Eta Cen	2.3560	28000.	83	14646	No
149	GOM_NL__2PRFIN20041218_073257_000000422033_00063_14646_8261.N1	18-DEC-2004 07:32:57	Dark	41.500	78	Alp Lup	2.3040	28000.	83	14646	No
150	GOM_NL__2PRFIN20041218_073936_000000422033_00064_14647_7418.N1	18-DEC-2004 07:39:36	Dark	42.000	12	Alp1Cru	0.77500	30000.	84	14647	No
151	GOM_NL__2PRFIN20041218_074433_000000422033_00064_14647_7419.N1	18-DEC-2004 07:44:33	Dark	41.500	159	Ups Car	2.9200	7200.0	83	14647	No
152	GOM_NL__2PRFIN20041218_074558_000000432033_00064_14647_7420.N1	18-DEC-2004 07:45:58	Dark	43.000	71	Iot Car	2.2460	7700.0	86	14647	No
153	GOM_NL__2PRFIN20041218_074750_000000532033_00064_14647_7421.N1	18-DEC-2004 07:47:50	Dark	53.000	41	Eps Car	1.8600	4100.0	106	14647	No
154	GOM_NL__2PRFIN20041218_075041_000000482033_00064_14647_7422.N1	18-DEC-2004 07:50:41	Dark	47.500	34	Gam2Vel	1.7930	23000.	95	14647	No
155	GOM_NL__2PRFIN20041218_075237_000000482033_00064_14647_7423.N1	18-DEC-2004 07:52:37	Dark	47.500	2	Alp Car	-0.73600	7000.0	95	14647	No
156	GOM_NL__2PRFIN20041218_075527_000000552033_00064_14647_7424.N1	18-DEC-2004 07:55:27	Dark	54.500	117	Pi Pup	2.7060	3800.0	109	14647	No
157	GOM_NL__2PRFIN20041218_075837_000000542033_00064_14647_7425.N1	18-DEC-2004 07:58:37	Straylight	53.500	23	21Eps CMa	1.5020	26000.	107	14647	No
158	GOM_NL__2PRFIN20041218_080022_000000572033_00064_14647_7426.N1	18-DEC-2004 08:00:22	Straylight	56.500	179	24Omi2CMa	3.0320	24000.	113	14647	No
159	GOM_NL__2PRFIN20041218_080317_000000712033_00064_14647_7427.N1	18-DEC-2004 08:03:17	Straylight	70.500	1	9Alp CMa	-1.4400	11000.	141	14647	No
160	GOM_NL__2PRFIN20041218_080631_000000532033_00064_14647_7428.N1	18-DEC-2004 08:06:31	Straylight	53.000	7	19Bet Ori	0.10000	14000.	106	14647	No

161	GOM_NL__2PRFIN20041218_080841_000000512033_00064_14647_7429.N1	18-DEC-2004 08:08:41	Straylight	50.500	30	46Eps Ori	1.6940	30000.	101	14647	No
162	GOM_NL__2PRFIN20041218_081142_000000622033_00064_14647_7430.N1	18-DEC-2004 08:11:42	Twi_and_stray	62.000	14	58Alp Ori	0.87000	3000.0	124	14647	No
163	GOM_NL__2PRFIN20041218_081347_000000502033_00064_14647_7431.N1	18-DEC-2004 08:13:47	Twi_and_stray	49.500	13	87Alp Tau	0.86700	3800.0	99	14647	No
164	GOM_NL__2PRFIN20041218_081604_000000392033_00064_14647_7432.N1	18-DEC-2004 08:16:04	Bright	38.500	146	25Eta Tau	2.8730	15200.	77	14647	No
165	GOM_NL__2PRFIN20041218_081812_000000382033_00064_14647_7433.N1	18-DEC-2004 08:18:12	Bright	37.500	150	44Zet Per	2.8900	28000.	75	14647	No
166	GOM_NL__2PRFIN20041218_082027_000000372033_00064_14647_7434.N1	18-DEC-2004 08:20:27	Bright	36.500	149	45Eps Per	2.8880	30000.	73	14647	No
167	GOM_NL__2PRFIN20041218_082240_000000372033_00064_14647_7435.N1	18-DEC-2004 08:22:40	Bright	36.500	175	39Del Per	3.0100	19400.	73	14647	No
168	GOM_NL__2PRFIN20041218_082430_000000362033_00064_14647_7436.N1	18-DEC-2004 08:24:30	Bright	36.000	160	23Gam Per	2.9300	4700.0	72	14647	No
169	GOM_NL__2PRFIN20041218_082749_000000392033_00064_14647_7437.N1	18-DEC-2004 08:27:49	Bright	39.000	110	37Del Cas	2.6780	8900.0	78	14647	No
170	GOM_NL__2PRFIN20041218_083420_000000382033_00064_14647_7438.N1	18-DEC-2004 08:34:20	Bright	37.500	49	1Alp UMi	1.9900	6300.0	75	14647	No
171	GOM_NL__2PRFIN20041218_083902_000000392033_00064_14647_7439.N1	18-DEC-2004 08:39:02	Bright	39.000	60	7Bet UMi	2.0810	3950.0	78	14647	No
172	GOM_NL__2PRFIN20041218_084030_000000532033_00064_14647_7440.N1	18-DEC-2004 08:40:30	Bright	53.000	82	48Bet UMa	2.3650	10600.	106	14647	No
173	GOM_NL__2PRFIN20041218_084305_000000502033_00064_14647_7441.N1	18-DEC-2004 08:43:05	Bright	50.000	87	64Gam UMa	2.4330	11000.	100	14647	No
174	GOM_NL__2PRFIN20041218_084613_000000402033_00064_14647_7442.N1	18-DEC-2004 08:46:13	Bright	40.000	39	85Eta UMa	1.8540	24000.	80	14647	No
175	GOM_NL__2PRFIN20041218_084940_000000412033_00064_14647_7443.N1	18-DEC-2004 08:49:40	Bright	40.500	180	27Gam Boo	3.0400	8000.0	81	14647	No
176	GOM_NL__2PRFIN20041218_085256_000000382033_00064_14647_7444.N1	18-DEC-2004 08:52:56	Bright	38.000	83		2.3780	11000.	76	14647	No
177	GOM_NL__2PRFIN20041218_085621_000000612033_00064_14647_7445.N1	18-DEC-2004 08:56:21	Bright	61.000	111	8Eta Boo	2.6800	6000.0	122	14647	No
178	GOM_NL__2PRFIN20041218_085803_000000362033_00064_14647_7446.N1	18-DEC-2004 08:58:03	Bright	35.500	102	24Alp Ser	2.6000	4250.0	71	14647	No
179	GOM_NL__2PRFIN20041218_090034_000000602033_00064_14647_7447.N1	18-DEC-2004 09:00:34	Bright	60.000	138	47Eps Vir	2.8280	4700.0	120	14647	No
180	GOM_NL__2PRFIN20041218_090504_000000502033_00064_14647_7448.N1	18-DEC-2004 09:05:04	Bright	50.000	122	9Alp2Lib	2.7470	9700.0	100	14647	No
181	GOM_NL__2PRFIN20041218_090634_000000582033_00064_14647_7449.N1	18-DEC-2004 09:06:34	Twi_and_stray	57.500	15	67Alp Vir	0.97600	28000.	115	14647	No
182	GOM_NL__2PRFIN20041218_091005_000000492033_00064_14647_7450.N1	18-DEC-2004 09:10:05	Dark	49.000	169	46Gam Hya	2.9910	4700.0	98	14647	No
183	GOM_NL__2PRFIN20041218_091219_000000402033_00064_14647_7451.N1	18-DEC-2004 09:12:19	Dark	39.500	81	Eta Cen	2.3560	28000.	79	14647	No
184	GOM_NL__2PRFIN20041218_091333_000000392033_00064_14647_7452.N1	18-DEC-2004 09:13:33	Dark	39.000	78	Alp Lup	2.3040	28000.	78	14647	No
185	GOM_NL__2PRFIN20041218_092012_000000412033_00065_14648_7418.N1	18-DEC-2004 09:20:12	Dark	40.500	12	Alp1Cru	0.77500	30000.	81	14648	No
186	GOM_NL__2PRFIN20041218_092510_000000412033_00065_14648_7419.N1	18-DEC-2004 09:25:10	Dark	40.500	159	Ups Car	2.9200	7200.0	81	14648	No
187	GOM_NL__2PRFIN20041218_092635_000000432033_00065_14648_7420.N1	18-DEC-2004 09:26:35	Dark	43.000	71	lot Car	2.2460	7700.0	86	14648	No
188	GOM_NL__2PRFIN20041218_092827_000000502033_00065_14648_7421.N1	18-DEC-2004 09:28:27	Dark	49.500	41	Eps Car	1.8600	4100.0	99	14648	No
189	GOM_NL__2PRFIN20041218_093118_000000492033_00065_14648_7422.N1	18-DEC-2004 09:31:18	Dark	48.500	34	Gam2Vel	1.7930	23000.	97	14648	No
190	GOM_NL__2PRFIN20041218_093314_000000462033_00065_14648_7423.N1	18-DEC-2004 09:33:14	Dark	45.500	2	Alp Car	-0.73600	7000.0	91	14648	No
191	GOM_NL__2PRFIN20041218_093604_000000552033_00065_14648_7424.N1	18-DEC-2004 09:36:04	Dark	55.000	117	Pi Pup	2.7060	3800.0	110	14648	No
192	GOM_NL__2PRFIN20041218_093913_000000572033_00065_14648_7425.N1	18-DEC-2004 09:39:13	Straylight	56.500	23	21Eps CMa	1.5020	26000.	113	14648	No
193	GOM_NL__2PRFIN20041218_094058_000000542033_00065_14648_7426.N1	18-DEC-2004 09:40:58	Straylight	54.000	179	24Omi2CMa	3.0320	24000.	108	14648	No
194	GOM_NL__2PRFIN20041218_094354_000000692033_00065_14648_7427.N1	18-DEC-2004 09:43:54	Straylight	69.000	1	9Alp CMa	-1.4400	11000.	138	14648	No
195	GOM_NL__2PRFIN20041218_094707_000000522033_00065_14648_7428.N1	18-DEC-2004 09:47:07	Straylight	51.500	7	19Bet Ori	0.10000	14000.	103	14648	No
196	GOM_NL__2PRFIN20041218_094917_000000502033_00065_14648_7429.N1	18-DEC-2004 09:49:17	Straylight	49.500	30	46Eps Ori	1.6940	30000.	99	14648	No
197	GOM_NL__2PRFIN20041218_095217_000000642033_00065_14648_7430.N1	18-DEC-2004 09:52:17	Twi_and_stray	64.000	14	58Alp Ori	0.87000	3000.0	128	14648	No
198	GOM_NL__2PRFIN20041218_095423_000000512033_00065_14648_7431.N1	18-DEC-2004 09:54:23	Twi_and_stray	51.000	13	87Alp Tau	0.86700	3800.0	102	14648	No
199	GOM_NL__2PRFIN20041218_095639_000000382033_00065_14648_7432.N1	18-DEC-2004 09:56:39	Bright	37.500	146	25Eta Tau	2.8730	15200.	75	14648	No
200	GOM_NL__2PRFIN20041218_095847_000000372033_00065_14648_7433.N1	18-DEC-2004 09:58:47	Bright	37.000	150	44Zet Per	2.8900	28000.	74	14648	No
201	GOM_NL__2PRFIN20041218_100103_000000362033_00065_14648_7434.N1	18-DEC-2004 10:01:03	Bright	36.000	149	45Eps Per	2.8880	30000.	72	14648	No
202	GOM_NL__2PRFIN20041218_100316_000000372033_00065_14648_7435.N1	18-DEC-2004 10:03:16	Bright	36.500	175	39Del Per	3.0100	19400.	73	14648	No
203	GOM_NL__2PRFIN20041218_100505_000000392033_00065_14648_7436.N1	18-DEC-2004 10:05:05	Bright	38.500	160	23Gam Per	2.9300	4700.0	77	14648	No
204	GOM_NL__2PRFIN20041218_100825_000000382033_00065_14648_7437.N1	18-DEC-2004 10:08:25	Bright	38.000	110	37Del Cas	2.6780	8900.0	76	14648	No
205	GOM_NL__2PRFIN20041218_101456_000000392033_00065_14648_7438.N1	18-DEC-2004 10:14:56	Bright	38.500	49	1Alp UMi	1.9900	6300.0	77	14648	No
206	GOM_NL__2PRFIN20041218_101938_000000402033_00065_14648_7439.N1	18-DEC-2004 10:19:38	Bright	39.500	60	7Bet UMi	2.0810	3950.0	79	14648	No
207	GOM_NL__2PRFIN20041218_102105_000000522033_00065_14648_7440.N1	18-DEC-2004 10:21:05	Bright	51.500	82	48Bet UMa	2.3650	10600.	103	14648	No
208	GOM_NL__2PRFIN20041218_102340_000000512033_00065_14648_7441.N1	18-DEC-2004 10:23:40	Bright	51.000	87	64Gam UMa	2.4330	11000.	102	14648	No
209	GOM_NL__2PRFIN20041218_102650_000000422033_00065_14648_7442.N1	18-DEC-2004 10:26:50	Bright	42.000	39	85Eta UMa	1.8540	24000.	84	14648	No
210	GOM_NL__2PRFIN20041218_103016_000000382033_00065_14648_7443.N1	18-DEC-2004 10:30:16	Bright	37.500	180	27Gam Boo	3.0400	8000.0	75	14648	No
211	GOM_NL__2PRFIN20041218_103332_000000402033_00065_14648_7444.N1	18-DEC-2004 10:33:32	Bright	39.500	83		2.3780	11000.	79	14648	No
212	GOM_NL__2PRFIN20041218_103657_000000442033_00065_14648_7445.N1	18-DEC-2004 10:36:57	Bright	43.500	111	8Eta Boo	2.6800	6000.0	87	14648	No
213	GOM_NL__2PRFIN20041218_103838_000000362033_00065_14648_7446.N1	18-DEC-2004 10:38:38	Bright	36.000	102	24Alp Ser	2.6000	4250.0	72	14648	No
214	GOM_NL__2PRFIN20041218_104111_000000612033_00065_14648_7447.N1	18-DEC-2004 10:41:11	Bright	60.500	138	47Eps Vir	2.8280	4700.0	121	14648	No
215	GOM_NL__2PRFIN20041218_104539_000000382033_00065_14648_7448.N1	18-DEC-2004 10:45:39	Bright	38.000	122	9Alp2Lib	2.7470	9700.0	76	14648	No
216	GOM_NL__2PRFIN20041218_104711_000000532033_00065_14648_7449.N1	18-DEC-2004 10:47:11	Twi_and_stray	52.500	15	67Alp Vir	0.97600	28000.	105	14648	No
217	GOM_NL__2PRFIN20041218_105041_000000492033_00065_14648_7450.N1	18-DEC-2004 10:50:41	Dark	49.000	169	46Gam Hya	2.9910	4700.0	98	14648	No
218	GOM_NL__2PRFIN20041218_105255_000000432033_00065_14648_7451.N1	18-DEC-2004 10:52:55	Dark	42.500	81	Eta Cen	2.3560	28000.	85	14648	No
219	GOM_NL__2PRFIN20041218_105409_000000432033_00065_14648_7452.N1	18-DEC-2004 10:54:09	Dark	43.000	78	Alp Lup	2.3040	28000.	86	14648	No

220	GOM_NL__2PRFIN20041218_110048_000000422033_00066_14649_7418.N1	18-DEC-2004 11:00:48	Dark	41.500	12	Alp1Cru	0.77500	30000.	83	14649	No
221	GOM_NL__2PRFIN20041218_110545_000000412033_00066_14649_7419.N1	18-DEC-2004 11:05:45	Dark	41.000	159	Ups Car	2.9200	7200.0	82	14649	No
222	GOM_NL__2PRFIN20041218_110711_000000432033_00066_14649_7420.N1	18-DEC-2004 11:07:11	Dark	43.000	71	Iot Car	2.2460	7700.0	86	14649	No
223	GOM_NL__2PRFIN20041218_110903_000000462033_00066_14649_7421.N1	18-DEC-2004 11:09:03	Dark	46.000	41	Eps Car	1.8600	4100.0	92	14649	No
224	GOM_NL__2PRFIN20041218_111153_000000482033_00066_14649_7422.N1	18-DEC-2004 11:11:53	Dark	48.000	34	Gam2Vel	1.7930	23000.	96	14649	No
225	GOM_NL__2PRFIN20041218_111350_000000552033_00066_14649_7423.N1	18-DEC-2004 11:13:50	Dark	55.000	2	Alp Car	-0.73600	7000.0	110	14649	No
226	GOM_NL__2PRFIN20041218_111639_000000552033_00066_14649_7424.N1	18-DEC-2004 11:16:39	Dark	55.000	117	Pi Pup	2.7060	3800.0	110	14649	No
227	GOM_NL__2PRFIN20041218_111949_000000572033_00066_14649_7425.N1	18-DEC-2004 11:19:49	Straylight	56.500	23	21Eps CMa	1.5020	26000.	113	14649	No
228	GOM_NL__2PRFIN20041218_112135_000000562033_00066_14649_7426.N1	18-DEC-2004 11:21:35	Straylight	56.000	179	24Omi2CMa	3.0320	24000.	112	14649	No
229	GOM_NL__2PRFIN20041218_112429_000000662033_00066_14649_7427.N1	18-DEC-2004 11:24:29	Straylight	65.500	1	9Alp CMa	-1.4400	11000.	131	14649	No
230	GOM_NL__2PRFIN20041218_112742_000000552033_00066_14649_7428.N1	18-DEC-2004 11:27:42	Straylight	55.000	7	19Bet Ori	0.10000	14000.	110	14649	No
231	GOM_NL__2PRFIN20041218_112952_000000482033_00066_14649_7429.N1	18-DEC-2004 11:29:52	Straylight	47.500	30	46Eps Ori	1.6940	30000.	95	14649	No
232	GOM_NL__2PRFIN20041218_113253_000000622033_00066_14649_7430.N1	18-DEC-2004 11:32:53	Tw_i_and_stray	62.000	14	58Alp Ori	0.87000	3000.0	124	14649	No
233	GOM_NL__2PRFIN20041218_113459_000000532033_00066_14649_7431.N1	18-DEC-2004 11:34:59	Tw_i_and_stray	53.000	13	87Alp Tau	0.86700	3800.0	106	14649	No
234	GOM_NL__2PRFIN20041218_113715_000000392033_00066_14649_7432.N1	18-DEC-2004 11:37:15	Bright	39.000	146	25Eta Tau	2.8730	15200.	78	14649	No
235	GOM_NL__2PRFIN20041218_113923_000000382033_00066_14649_7433.N1	18-DEC-2004 11:39:23	Bright	37.500	150	44Zet Per	2.8900	28000.	75	14649	No
236	GOM_NL__2PRFIN20041218_114139_000000372033_00066_14649_7434.N1	18-DEC-2004 11:41:39	Bright	36.500	149	45Eps Per	2.8880	30000.	73	14649	No
237	GOM_NL__2PRFIN20041218_114351_000000372033_00066_14649_7435.N1	18-DEC-2004 11:43:51	Bright	37.000	175	39Del Per	3.0100	19400.	74	14649	No
238	GOM_NL__2PRFIN20041218_114541_000000392033_00066_14649_7436.N1	18-DEC-2004 11:45:41	Bright	38.500	160	23Gam Per	2.9300	4700.0	77	14649	No
239	GOM_NL__2PRFIN20041218_114902_000000382033_00066_14649_7437.N1	18-DEC-2004 11:49:02	Bright	37.500	110	37Del Cas	2.6780	8900.0	75	14649	No
240	GOM_NL__2PRFIN20041218_115531_000000392033_00066_14649_7438.N1	18-DEC-2004 11:55:31	Bright	38.500	49	1Alp UMi	1.9900	6300.0	77	14649	No
241	GOM_NL__2PRFIN20041218_120014_000000402033_00066_14649_7439.N1	18-DEC-2004 12:00:14	Bright	40.000	60	7Bet UMi	2.0810	3950.0	80	14649	No
242	GOM_NL__2PRFIN20041218_120141_000000522033_00066_14649_7440.N1	18-DEC-2004 12:01:41	Bright	52.000	82	48Bet UMa	2.3650	10600.	104	14649	No
243	GOM_NL__2PRFIN20041218_120416_000000482033_00066_14649_7441.N1	18-DEC-2004 12:04:16	Bright	47.500	87	64Gam UMa	2.4330	11000.	95	14649	No
244	GOM_NL__2PRFIN20041218_120725_000000422033_00066_14649_7442.N1	18-DEC-2004 12:07:25	Bright	41.500	39	85Eta UMa	1.8540	24000.	83	14649	No
245	GOM_NL__2PRFIN20041218_121052_000000392033_00066_14649_7443.N1	18-DEC-2004 12:10:52	Bright	39.000	180	27Gam Boo	3.0400	8000.0	78	14649	No
246	GOM_NL__2PRFIN20041218_121408_000000392033_00066_14649_7444.N1	18-DEC-2004 12:14:08	Bright	39.000	83		2.3780	11000.	78	14649	No
247	GOM_NL__2PRFIN20041218_121733_000000462033_00066_14649_7445.N1	18-DEC-2004 12:17:33	Bright	46.000	111	8Eta Boo	2.6800	6000.0	92	14649	No
248	GOM_NL__2PRFIN20041218_121915_000000352033_00066_14649_7446.N1	18-DEC-2004 12:19:15	Bright	35.000	102	24Alp Ser	2.6000	4250.0	70	14649	No
249	GOM_NL__2PRFIN20041218_122147_000000592033_00066_14649_7447.N1	18-DEC-2004 12:21:47	Bright	59.000	138	47Eps Vir	2.8280	4700.0	118	14649	No
250	GOM_NL__2PRFIN20041218_122615_000000402033_00066_14649_7448.N1	18-DEC-2004 12:26:15	Bright	39.500	122	9Alp2Lib	2.7470	9700.0	79	14649	No
251	GOM_NL__2PRFIN20041218_122747_000000572033_00066_14649_7449.N1	18-DEC-2004 12:27:47	Tw_i_and_stray	57.000	15	67Alp Vir	0.97600	28000.	114	14649	No
252	GOM_NL__2PRFIN20041218_123117_000000522033_00066_14649_7450.N1	18-DEC-2004 12:31:17	Dark	51.500	169	46Gam Hya	2.9910	4700.0	103	14649	No
253	GOM_NL__2PRFIN20041218_123331_000000412033_00066_14649_7451.N1	18-DEC-2004 12:33:31	Dark	40.500	81	Eta Cen	2.3560	28000.	81	14649	No
254	GOM_NL__2PRFIN20041218_123445_000000422033_00066_14649_7452.N1	18-DEC-2004 12:34:45	Dark	41.500	78	Alp Lup	2.3040	28000.	83	14649	No
255	GOM_NL__2PRFIN20041218_124125_000000412033_00067_14650_7418.N1	18-DEC-2004 12:41:25	Dark	41.000	12	Alp1Cru	0.77500	30000.	82	14650	No
256	GOM_NL__2PRFIN20041218_124622_000000412033_00067_14650_7419.N1	18-DEC-2004 12:46:22	Dark	40.500	159	Ups Car	2.9200	7200.0	81	14650	No
257	GOM_NL__2PRFIN20041218_124747_000000432033_00067_14650_7420.N1	18-DEC-2004 12:47:47	Dark	43.000	71	Iot Car	2.2460	7700.0	86	14650	No
258	GOM_NL__2PRFIN20041218_124938_000000432033_00067_14650_7421.N1	18-DEC-2004 12:49:38	Dark	43.000	41	Eps Car	1.8600	4100.0	86	14650	No
259	GOM_NL__2PRFIN20041218_125230_000000492033_00067_14650_7422.N1	18-DEC-2004 12:52:30	Dark	49.000	34	Gam2Vel	1.7930	23000.	98	14650	No
260	GOM_NL__2PRFIN20041218_125426_000000462033_00067_14650_7423.N1	18-DEC-2004 12:54:26	Dark	46.000	2	Alp Car	-0.73600	7000.0	92	14650	No
261	GOM_NL__2PRFIN20041218_125716_000000542033_00067_14650_7424.N1	18-DEC-2004 12:57:16	Dark	53.500	117	Pi Pup	2.7060	3800.0	107	14650	No
262	GOM_NL__2PRFIN20041218_130026_000000582033_00067_14650_7425.N1	18-DEC-2004 13:00:26	Straylight	57.500	23	21Eps CMa	1.5020	26000.	115	14650	No
263	GOM_NL__2PRFIN20041218_130208_000000202033_00067_14650_7426.N1	18-DEC-2004 13:02:08	Straylight	20.000	179	24Omi2CMa	3.0320	24000.	40	14650	No
264	GOM_NL__2PRFIN20041218_130505_000000662033_00067_14650_7427.N1	18-DEC-2004 13:05:05	Straylight	65.500	1	9Alp CMa	-1.4400	11000.	131	14650	No
265	GOM_NL__2PRFIN20041218_130818_000000552033_00067_14650_7428.N1	18-DEC-2004 13:08:18	Straylight	55.000	7	19Bet Ori	0.10000	14000.	110	14650	No
266	GOM_NL__2PRFIN20041218_131027_000000522033_00067_14650_7429.N1	18-DEC-2004 13:10:27	Straylight	51.500	30	46Eps Ori	1.6940	30000.	103	14650	No
267	GOM_NL__2PRFIN20041218_131329_000000642033_00067_14650_7430.N1	18-DEC-2004 13:13:29	Tw_i_and_stray	64.000	14	58Alp Ori	0.87000	3000.0	128	14650	No
268	GOM_NL__2PRFIN20041218_131535_000000492033_00067_14650_7431.N1	18-DEC-2004 13:15:35	Tw_i_and_stray	48.500	13	87Alp Tau	0.86700	3800.0	97	14650	No
269	GOM_NL__2PRFIN20041218_131751_000000382033_00067_14650_7432.N1	18-DEC-2004 13:17:51	Bright	38.000	146	25Eta Tau	2.8730	15200.	76	14650	No
270	GOM_NL__2PRFIN20041218_131959_000000382033_00067_14650_7433.N1	18-DEC-2004 13:19:59	Bright	37.500	150	44Zet Per	2.8900	28000.	75	14650	No
271	GOM_NL__2PRFIN20041218_132215_000000362033_00067_14650_7434.N1	18-DEC-2004 13:22:15	Bright	35.500	149	45Eps Per	2.8880	30000.	71	14650	No
272	GOM_NL__2PRFIN20041218_132427_000000362033_00067_14650_7435.N1	18-DEC-2004 13:24:27	Bright	36.000	175	39Del Per	3.0100	19400.	72	14650	No
273	GOM_NL__2PRFIN20041218_132617_000000372033_00067_14650_7436.N1	18-DEC-2004 13:26:17	Bright	36.500	160	23Gam Per	2.9300	4700.0	73	14650	No
274	GOM_NL__2PRFIN20041218_132938_000000382033_00067_14650_7437.N1	18-DEC-2004 13:29:38	Bright	37.500	110	37Del Cas	2.6780	8900.0	75	14650	No
275	GOM_NL__2PRFIN20041218_133608_000000352033_00067_14650_7438.N1	18-DEC-2004 13:36:08	Bright	34.500	49	1Alp UMi	1.9900	6300.0	69	14650	No
276	GOM_NL__2PRFIN20041218_134050_000000372033_00067_14650_7439.N1	18-DEC-2004 13:40:50	Bright	36.500	60	7Bet UMi	2.0810	3950.0	73	14650	No
277	GOM_NL__2PRFIN20041218_134411_000000392033_00067_14650_7440.N1	18-DEC-2004 13:44:11	Bright	38.500	119	14Eta Dra	2.7270	4700.0	77	14650	No
278	GOM_NL__2PRFIN20041218_134601_000000442033_00067_14650_7441.N1	18-DEC-2004 13:46:01	Bright	44.000	55	79Zet UMa	2.0600	10200.	88	14650	No

279	GOM_NL__2PRFIN20041218_134801_000000482033_00067_14650_7442.N1	18-DEC-2004 13:48:01	Bright	48.000	39	85Eta UMa	1.8540	24000.	96	14650	No
280	GOM_NL__2PRFIN20041218_135128_000000402033_00067_14650_7443.N1	18-DEC-2004 13:51:28	Bright	39.500	180	27Gam Boo	3.0400	8000.0	79	14650	No
281	GOM_NL__2PRFIN20041218_135444_000000402033_00067_14650_7444.N1	18-DEC-2004 13:54:44	Bright	39.500	83		2.3780	11000.	79	14650	No
282	GOM_NL__2PRFIN20041218_135809_000000462033_00067_14650_7445.N1	18-DEC-2004 13:58:09	Bright	46.000	111	8Eta Boo	2.6800	6000.0	92	14650	No
283	GOM_NL__2PRFIN20041218_135951_000000352033_00067_14650_7446.N1	18-DEC-2004 13:59:51	Bright	35.000	102	24Alp Ser	2.6000	4250.0	70	14650	No
284	GOM_NL__2PRFIN20041218_140224_000000602033_00067_14650_7447.N1	18-DEC-2004 14:02:24	Bright	60.000	138	47Eps Vir	2.8280	4700.0	120	14650	No
285	GOM_NL__2PRFIN20041218_140652_000000472033_00067_14650_7448.N1	18-DEC-2004 14:06:52	Bright	47.000	122	9Alp2Lib	2.7470	9700.0	94	14650	No
286	GOM_NL__2PRFIN20041218_140824_000000552033_00067_14650_7449.N1	18-DEC-2004 14:08:24	Twi_and_stray	54.500	15	67Alp Vir	0.97600	28000.	109	14650	No
287	GOM_NL__2PRFIN20041218_141154_000000512033_00067_14650_7450.N1	18-DEC-2004 14:11:54	Dark	51.000	169	46Gam Hya	2.9910	4700.0	102	14650	No
288	GOM_NL__2PRFIN20041218_141407_000000412033_00067_14650_7451.N1	18-DEC-2004 14:14:07	Dark	40.500	81	Eta Cen	2.3560	28000.	81	14650	No
289	GOM_NL__2PRFIN20041218_141521_000000412033_00067_14650_7452.N1	18-DEC-2004 14:15:21	Dark	40.500	78	Alp Lup	2.3040	28000.	81	14650	No
290	GOM_NL__2PRFIN20041218_141854_000000462033_00067_14650_7453.N1	18-DEC-2004 14:18:54	Dark	46.000	4	Alp1Cen	-0.010000	5800.0	92	14650	No
291	GOM_NL__2PRFIN20041218_142201_000000432033_00068_14651_7418.N1	18-DEC-2004 14:22:01	Dark	43.000	12	Alp1Cru	0.77500	30000.	86	14651	No
292	GOM_NL__2PRFIN20041218_142658_000000422033_00068_14651_7419.N1	18-DEC-2004 14:26:58	Dark	41.500	159	Ups Car	2.9200	7200.0	83	14651	No
293	GOM_NL__2PRFIN20041218_142823_000000462033_00068_14651_7420.N1	18-DEC-2004 14:28:23	Dark	45.500	71	Iot Car	2.2460	7700.0	91	14651	No
294	GOM_NL__2PRFIN20041218_143013_000000482033_00068_14651_7421.N1	18-DEC-2004 14:30:13	Dark	47.500	41	Eps Car	1.8600	4100.0	95	14651	No
295	GOM_NL__2PRFIN20041218_143307_000000482033_00068_14651_7422.N1	18-DEC-2004 14:33:07	Dark	47.500	34	Gam2Vel	1.7930	23000.	95	14651	No
296	GOM_NL__2PRFIN20041218_143502_000000522033_00068_14651_7423.N1	18-DEC-2004 14:35:02	Dark	51.500	2	Alp Car	-0.73600	7000.0	103	14651	No
297	GOM_NL__2PRFIN20041218_143753_000000562033_00068_14651_7424.N1	18-DEC-2004 14:37:53	Dark	56.000	117	Pi Pup	2.7060	3800.0	112	14651	No
298	GOM_NL__2PRFIN20041218_144102_000000582033_00068_14651_7425.N1	18-DEC-2004 14:41:02	Straylight	58.000	23	21Eps CMa	1.5020	26000.	116	14651	No
299	GOM_NL__2PRFIN20041218_144542_000000672033_00068_14651_7426.N1	18-DEC-2004 14:45:42	Straylight	66.500	1	9Alp CMa	-1.4400	11000.	133	14651	No
300	GOM_NL__2PRFIN20041218_144854_000000492033_00068_14651_7427.N1	18-DEC-2004 14:48:54	Straylight	49.000	7	19Bet Ori	0.10000	14000.	98	14651	No
301	GOM_NL__2PRFIN20041218_145103_000000502033_00068_14651_7428.N1	18-DEC-2004 14:51:03	Straylight	50.000	30	46Eps Ori	1.6940	30000.	100	14651	No
302	GOM_NL__2PRFIN20041218_145405_000000592033_00068_14651_7429.N1	18-DEC-2004 14:54:05	Twi_and_stray	59.000	14	58Alp Ori	0.87000	3000.0	118	14651	No
303	GOM_NL__2PRFIN20041218_145610_000000532033_00068_14651_7430.N1	18-DEC-2004 14:56:10	Twi_and_stray	53.000	13	87Alp Tau	0.86700	3800.0	106	14651	No
304	GOM_NL__2PRFIN20041218_145827_000000392033_00068_14651_7431.N1	18-DEC-2004 14:58:27	Bright	38.500	146	25Eta Tau	2.8730	15200.	77	14651	No
305	GOM_NL__2PRFIN20041218_150035_000000382033_00068_14651_7432.N1	18-DEC-2004 15:00:35	Bright	38.000	150	44Zet Per	2.8900	28000.	76	14651	No
306	GOM_NL__2PRFIN20041218_150251_000000412033_00068_14651_7433.N1	18-DEC-2004 15:02:51	Bright	40.500	149	45Eps Per	2.8880	30000.	81	14651	No
307	GOM_NL__2PRFIN20041218_150503_000000372033_00068_14651_7434.N1	18-DEC-2004 15:05:03	Bright	36.500	175	39Del Per	3.0100	19400.	73	14651	No
308	GOM_NL__2PRFIN20041218_150653_000000382033_00068_14651_7435.N1	18-DEC-2004 15:06:53	Bright	37.500	160	23Gam Per	2.9300	4700.0	75	14651	No
309	GOM_NL__2PRFIN20041218_151014_000000372033_00068_14651_7436.N1	18-DEC-2004 15:10:14	Bright	37.000	110	37Del Cas	2.6780	8900.0	74	14651	No
310	GOM_NL__2PRFIN20041218_151643_000000392033_00068_14651_7437.N1	18-DEC-2004 15:16:43	Bright	38.500	49	1Alp UMi	1.9900	6300.0	77	14651	No
311	GOM_NL__2PRFIN20041218_152125_000000402033_00068_14651_7438.N1	18-DEC-2004 15:21:25	Bright	39.500	60	7Bet UMi	2.0810	3950.0	79	14651	No
312	GOM_NL__2PRFIN20041218_152447_000000392033_00068_14651_7439.N1	18-DEC-2004 15:24:47	Bright	38.500	119	14Eta Dra	2.7270	4700.0	77	14651	No
313	GOM_NL__2PRFIN20041218_152637_000000442033_00068_14651_7440.N1	18-DEC-2004 15:26:37	Bright	44.000	55	79Zet UMa	2.0600	10200.	88	14651	No
314	GOM_NL__2PRFIN20041218_152836_000000442033_00068_14651_7441.N1	18-DEC-2004 15:28:36	Bright	44.000	39	85Eta UMa	1.8540	24000.	88	14651	No
315	GOM_NL__2PRFIN20041218_153204_000000402033_00068_14651_7442.N1	18-DEC-2004 15:32:04	Bright	40.000	180	27Gam Boo	3.0400	8000.0	80	14651	No
316	GOM_NL__2PRFIN20041218_153520_000000402033_00068_14651_7443.N1	18-DEC-2004 15:35:20	Bright	39.500	83		2.3780	11000.	79	14651	No
317	GOM_NL__2PRFIN20041218_153845_000000462033_00068_14651_7444.N1	18-DEC-2004 15:38:45	Bright	45.500	111	8Eta Boo	2.6800	6000.0	91	14651	No
318	GOM_NL__2PRFIN20041218_154027_000000362033_00068_14651_7445.N1	18-DEC-2004 15:40:27	Bright	36.000	102	24Alp Ser	2.6000	4250.0	72	14651	No
319	GOM_NL__2PRFIN20041218_154301_000000642033_00068_14651_7446.N1	18-DEC-2004 15:43:01	Bright	64.000	138	47Eps Vir	2.8280	4700.0	128	14651	No
320	GOM_NL__2PRFIN20041218_154728_000000482033_00068_14651_7447.N1	18-DEC-2004 15:47:28	Bright	47.500	122	9Alp2Lib	2.7470	9700.0	95	14651	No
321	GOM_NL__2PRFIN20041218_154901_000000582033_00068_14651_7448.N1	18-DEC-2004 15:49:01	Twi_and_stray	57.500	15	67Alp Vir	0.97600	28000.	115	14651	No
322	GOM_NL__2PRFIN20041218_155231_000000492033_00068_14651_7449.N1	18-DEC-2004 15:52:31	Dark	49.000	169	46Gam Hya	2.9910	4700.0	98	14651	No
323	GOM_NL__2PRFIN20041218_155443_000000412033_00068_14651_7450.N1	18-DEC-2004 15:54:43	Dark	41.000	81	Eta Cen	2.3560	28000.	82	14651	No
324	GOM_NL__2PRFIN20041218_155558_000000402033_00068_14651_7451.N1	18-DEC-2004 15:55:58	Dark	40.000	78	Alp Lup	2.3040	28000.	80	14651	No
325	GOM_NL__2PRFIN20041218_155930_000000472033_00068_14651_7452.N1	18-DEC-2004 15:59:30	Dark	46.500	4	Alp1Cen	-0.010000	5800.0	93	14651	No
326	GOM_NL__2PRFIN20041218_160238_000000452033_00069_14652_7418.N1	18-DEC-2004 16:02:38	Dark	45.000	12	Alp1Cru	0.77500	30000.	90	14652	No
327	GOM_NL__2PRFIN20041218_160734_000000422033_00069_14652_7419.N1	18-DEC-2004 16:07:34	Dark	42.000	159	Ups Car	2.9200	7200.0	84	14652	No
328	GOM_NL__2PRFIN20041218_160900_000000442033_00069_14652_7420.N1	18-DEC-2004 16:09:00	Dark	44.000	71	Iot Car	2.2460	7700.0	88	14652	No
329	GOM_NL__2PRFIN20041218_161050_000000532033_00069_14652_7421.N1	18-DEC-2004 16:10:50	Dark	52.500	41	Eps Car	1.8600	4100.0	105	14652	No
330	GOM_NL__2PRFIN20041218_161343_000000502033_00069_14652_7422.N1	18-DEC-2004 16:13:43	Dark	49.500	34	Gam2Vel	1.7930	23000.	99	14652	No
331	GOM_NL__2PRFIN20041218_161538_000000522033_00069_14652_7423.N1	18-DEC-2004 16:15:38	Dark	52.000	2	Alp Car	-0.73600	7000.0	104	14652	No
332	GOM_NL__2PRFIN20041218_162138_000000582033_00069_14652_7424.N1	18-DEC-2004 16:21:38	Dark	57.500	23	21Eps CMa	1.5020	26000.	115	14652	Yes
333	GOM_NL__2PRFIN20041218_162323_000000562033_00069_14652_7425.N1	18-DEC-2004 16:23:23	Straylight	56.000	179	24Omi2CMa	3.0320	24000.	112	14652	No
334	GOM_NL__2PRFIN20041218_162618_000000702033_00069_14652_7426.N1	18-DEC-2004 16:26:18	Straylight	70.000	1	9Alp CMa	-1.4400	11000.	140	14652	No
335	GOM_NL__2PRFIN20041218_162929_000000542033_00069_14652_7427.N1	18-DEC-2004 16:29:29	Straylight	54.000	7	19Bet Ori	0.10000	14000.	108	14652	No
336	GOM_NL__2PRFIN20041218_163139_000000512033_00069_14652_7428.N1	18-DEC-2004 16:31:39	Straylight	50.500	30	46Eps Ori	1.6940	30000.	101	14652	No
337	GOM_NL__2PRFIN20041218_163440_000000642033_00069_14652_7429.N1	18-DEC-2004 16:34:40	Twi_and_stray	64.000	14	58Alp Ori	0.87000	3000.0	128	14652	No

338	GOM_NL__2PRFIN20041218_163647_000000502033_00069_14652_7430.N1	18-DEC-2004 16:36:47	Twilight	50.000	13	87Alp Tau	0.86700	3800.0	100	14652	No
339	GOM_NL__2PRFIN20041218_163903_000000402033_00069_14652_7431.N1	18-DEC-2004 16:39:03	Bright	39.500	146	25Eta Tau	2.8730	15200.	79	14652	No
340	GOM_NL__2PRFIN20041218_164109_000000402033_00069_14652_7432.N1	18-DEC-2004 16:41:09	Bright	39.500	150	44Zet Per	2.8900	28000.	79	14652	No
341	GOM_NL__2PRFIN20041218_164327_000000372033_00069_14652_7433.N1	18-DEC-2004 16:43:27	Bright	36.500	149	45Eps Per	2.8880	30000.	73	14652	No
342	GOM_NL__2PRFIN20041218_164539_000000382033_00069_14652_7434.N1	18-DEC-2004 16:45:39	Bright	37.500	175	39Del Per	3.0100	19400.	75	14652	No
343	GOM_NL__2PRFIN20041218_164730_000000382033_00069_14652_7435.N1	18-DEC-2004 16:47:30	Bright	38.000	160	23Gam Per	2.9300	4700.0	76	14652	No
344	GOM_NL__2PRFIN20041218_165051_000000362033_00069_14652_7436.N1	18-DEC-2004 16:50:51	Bright	36.000	110	37Del Cas	2.6780	8900.0	72	14652	No
345	GOM_NL__2PRFIN20041218_165719_000000382033_00069_14652_7437.N1	18-DEC-2004 16:57:19	Bright	37.500	49	1Alp UMi	1.9900	6300.0	75	14652	No
346	GOM_NL__2PRFIN20041218_170201_000000382033_00069_14652_7438.N1	18-DEC-2004 17:02:01	Bright	38.000	60	7Bet UMi	2.0810	3950.0	76	14652	No
347	GOM_NL__2PRFIN20041218_170523_000000392033_00069_14652_7439.N1	18-DEC-2004 17:05:23	Bright	39.000	119	14Eta Dra	2.7270	4700.0	78	14652	No
348	GOM_NL__2PRFIN20041218_170711_000000442033_00069_14652_7440.N1	18-DEC-2004 17:07:11	Bright	43.500	55	79Zet UMa	2.0600	10200.	87	14652	No
349	GOM_NL__2PRFIN20041218_170913_000000422033_00069_14652_7441.N1	18-DEC-2004 17:09:13	Bright	41.500	39	85Eta UMa	1.8540	24000.	83	14652	No
350	GOM_NL__2PRFIN20041218_171239_000000492033_00069_14652_7442.N1	18-DEC-2004 17:12:39	Bright	48.500	180	27Gam Boo	3.0400	8000.0	97	14652	No
351	GOM_NL__2PRFIN20041218_171556_000000402033_00069_14652_7443.N1	18-DEC-2004 17:15:56	Bright	40.000	83		2.3780	11000.	80	14652	No
352	GOM_NL__2PRFIN20041218_171921_000000462033_00069_14652_7444.N1	18-DEC-2004 17:19:21	Bright	45.500	111	8Eta Boo	2.6800	6000.0	91	14652	No
353	GOM_NL__2PRFIN20041218_172103_000000362033_00069_14652_7445.N1	18-DEC-2004 17:21:03	Bright	35.500	102	24Alp Ser	2.6000	4250.0	71	14652	No
354	GOM_NL__2PRFIN20041218_172337_000000572033_00069_14652_7446.N1	18-DEC-2004 17:23:37	Bright	57.000	138	47Eps Vir	2.8280	4700.0	114	14652	No
355	GOM_NL__2PRFIN20041218_172805_000000392033_00069_14652_7447.N1	18-DEC-2004 17:28:05	Bright	38.500	122	9Alp2Lib	2.7470	9700.0	77	14652	No
356	GOM_NL__2PRFIN20041218_172938_000000562033_00069_14652_7448.N1	18-DEC-2004 17:29:38	Twilight	56.000	15	67Alp Vir	0.97600	28000.	112	14652	No
357	GOM_NL__2PRFIN20041218_173308_000000492033_00069_14652_7449.N1	18-DEC-2004 17:33:08	Dark	49.000	169	46Gam Hya	2.9910	4700.0	98	14652	No
358	GOM_NL__2PRFIN20041218_173520_000000422033_00069_14652_7450.N1	18-DEC-2004 17:35:20	Dark	42.000	81	Eta Cen	2.3560	28000.	84	14652	No
359	GOM_NL__2PRFIN20041218_173634_000000412033_00069_14652_7451.N1	18-DEC-2004 17:36:34	Dark	41.000	78	Alp Lup	2.3040	28000.	82	14652	No
360	GOM_NL__2PRFIN20041218_174006_000000442033_00069_14652_7452.N1	18-DEC-2004 17:40:06	Dark	44.000	4	Alp1Cen	-0.010000	5800.0	88	14652	No
361	GOM_NL__2PRFIN20041218_174314_000000442033_00070_14653_7418.N1	18-DEC-2004 17:43:14	Dark	43.500	12	Alp1Cru	0.77500	30000.	87	14653	No
362	GOM_NL__2PRFIN20041218_174811_000000412033_00070_14653_7419.N1	18-DEC-2004 17:48:11	Dark	41.000	159	Ups Car	2.9200	7200.0	82	14653	No
363	GOM_NL__2PRFIN20041218_174936_000000452033_00070_14653_7420.N1	18-DEC-2004 17:49:36	Dark	44.500	71	Iot Car	2.2460	7700.0	89	14653	No
364	GOM_NL__2PRFIN20041218_175129_000000532033_00070_14653_7421.N1	18-DEC-2004 17:51:29	Dark	53.000	41	Eps Car	1.8600	4100.0	106	14653	No
365	GOM_NL__2PRFIN20041218_175420_000000452033_00070_14653_7422.N1	18-DEC-2004 17:54:20	Dark	45.000	34	Gam2Vel	1.7930	23000.	90	14653	No
366	GOM_NL__2PRFIN20041218_175905_000000522033_00070_14653_7423.N1	18-DEC-2004 17:59:05	Dark	52.000	117	Pi Pup	2.7060	3800.0	104	14653	No
367	GOM_NL__2PRFIN20041218_180214_000000562033_00070_14653_7424.N1	18-DEC-2004 18:02:14	Straylight	55.500	23	21Eps CMa	1.5020	26000.	111	14653	No
368	GOM_NL__2PRFIN20041218_180359_000000552033_00070_14653_7425.N1	18-DEC-2004 18:03:59	Straylight	55.000	179	24Omi2CMa	3.0320	24000.	110	14653	No
369	GOM_NL__2PRFIN20041218_180654_000000662033_00070_14653_7426.N1	18-DEC-2004 18:06:54	Straylight	66.000	1	9Alp CMa	-1.4400	11000.	132	14653	No
370	GOM_NL__2PRFIN20041218_181005_000000492033_00070_14653_7427.N1	18-DEC-2004 18:10:05	Straylight	48.500	7	19Bet Ori	0.10000	14000.	97	14653	No
371	GOM_NL__2PRFIN20041218_181215_000000472033_00070_14653_7428.N1	18-DEC-2004 18:12:15	Straylight	47.000	30	46Eps Ori	1.6940	30000.	94	14653	No
372	GOM_NL__2PRFIN20041218_181516_000000612033_00070_14653_7429.N1	18-DEC-2004 18:15:16	Twilight	60.500	14	58Alp Ori	0.87000	3000.0	121	14653	No
373	GOM_NL__2PRFIN20041218_181722_000000532033_00070_14653_7430.N1	18-DEC-2004 18:17:22	Twilight	53.000	13	87Alp Tau	0.86700	3800.0	106	14653	No
374	GOM_NL__2PRFIN20041218_181940_000000392033_00070_14653_7431.N1	18-DEC-2004 18:19:40	Bright	38.500	146	25Eta Tau	2.8730	15200.	77	14653	No
375	GOM_NL__2PRFIN20041218_182144_000000402033_00070_14653_7432.N1	18-DEC-2004 18:21:44	Bright	40.000	150	44Zet Per	2.8900	28000.	80	14653	No
376	GOM_NL__2PRFIN20041218_182403_000000372033_00070_14653_7433.N1	18-DEC-2004 18:24:03	Bright	37.000	149	45Eps Per	2.8880	30000.	74	14653	No
377	GOM_NL__2PRFIN20041218_182616_000000362033_00070_14653_7434.N1	18-DEC-2004 18:26:16	Bright	36.000	175	39Del Per	3.0100	19400.	72	14653	No
378	GOM_NL__2PRFIN20041218_182805_000000382033_00070_14653_7435.N1	18-DEC-2004 18:28:05	Bright	38.000	160	23Gam Per	2.9300	4700.0	76	14653	No
379	GOM_NL__2PRFIN20041218_183127_000000372033_00070_14653_7436.N1	18-DEC-2004 18:31:27	Bright	36.500	110	37Del Cas	2.6780	8900.0	73	14653	No
380	GOM_NL__2PRFIN20041218_183755_000000372033_00070_14653_7437.N1	18-DEC-2004 18:37:55	Bright	37.000	49	1Alp UMi	1.9900	6300.0	74	14653	No
381	GOM_NL__2PRFIN20041218_184237_000000352033_00070_14653_7438.N1	18-DEC-2004 18:42:37	Bright	34.500	60	7Bet UMi	2.0810	3950.0	69	14653	No
382	GOM_NL__2PRFIN20041218_184559_000000362033_00070_14653_7439.N1	18-DEC-2004 18:45:59	Bright	36.000	119	14Eta Dra	2.7270	4700.0	72	14653	No
383	GOM_NL__2PRFIN20041218_184747_000000452033_00070_14653_7440.N1	18-DEC-2004 18:47:47	Bright	45.000	55	79Zet UMa	2.0600	10200.	90	14653	No
384	GOM_NL__2PRFIN20041218_184948_000000432033_00070_14653_7441.N1	18-DEC-2004 18:49:48	Bright	43.000	39	85Eta UMa	1.8540	24000.	86	14653	No
385	GOM_NL__2PRFIN20041218_185315_000000412033_00070_14653_7442.N1	18-DEC-2004 18:53:15	Bright	41.000	180	27Gam Boo	3.0400	8000.0	82	14653	No
386	GOM_NL__2PRFIN20041218_185632_000000392033_00070_14653_7443.N1	18-DEC-2004 18:56:32	Bright	38.500	83		2.3780	11000.	77	14653	No
387	GOM_NL__2PRFIN20041218_185958_000000442033_00070_14653_7444.N1	18-DEC-2004 18:59:58	Bright	43.500	111	8Eta Boo	2.6800	6000.0	87	14653	No
388	GOM_NL__2PRFIN20041218_190140_000000352033_00070_14653_7445.N1	18-DEC-2004 19:01:40	Bright	35.000	102	24Alp Ser	2.6000	4250.0	70	14653	No
389	GOM_NL__2PRFIN20041218_190415_000000692033_00070_14653_7446.N1	18-DEC-2004 19:04:15	Bright	69.000	138	47Eps Vir	2.8280	4700.0	138	14653	No
390	GOM_NL__2PRFIN20041218_190841_000000532033_00070_14653_7447.N1	18-DEC-2004 19:08:41	Bright	53.000	122	9Alp2Lib	2.7470	9700.0	106	14653	No
391	GOM_NL__2PRFIN20041218_191014_000000582033_00070_14653_7448.N1	18-DEC-2004 19:10:14	Twilight	57.500	15	67Alp Vir	0.97600	28000.	115	14653	No
392	GOM_NL__2PRFIN20041218_191345_000000532033_00070_14653_7449.N1	18-DEC-2004 19:13:45	Dark	52.500	169	46Gam Hya	2.9910	4700.0	105	14653	No
393	GOM_NL__2PRFIN20041218_191556_000000412033_00070_14653_7450.N1	18-DEC-2004 19:15:56	Dark	40.500	81	Eta Cen	2.3560	28000.	81	14653	No
394	GOM_NL__2PRFIN20041218_191710_000000392033_00070_14653_7451.N1	18-DEC-2004 19:17:10	Dark	39.000	78	Alp Lup	2.3040	28000.	78	14653	No
395	GOM_NL__2PRFIN20041218_192042_000000522033_00070_14653_7452.N1	18-DEC-2004 19:20:42	Dark	52.000	4	Alp1Cen	-0.010000	5800.0	104	14653	No
396	GOM_NL__2PRFIN20041218_192350_000000442033_00071_14654_8226.N1	18-DEC-2004 19:23:50	Dark	43.500	12	Alp1Cru	0.77500	30000.	87	14654	No

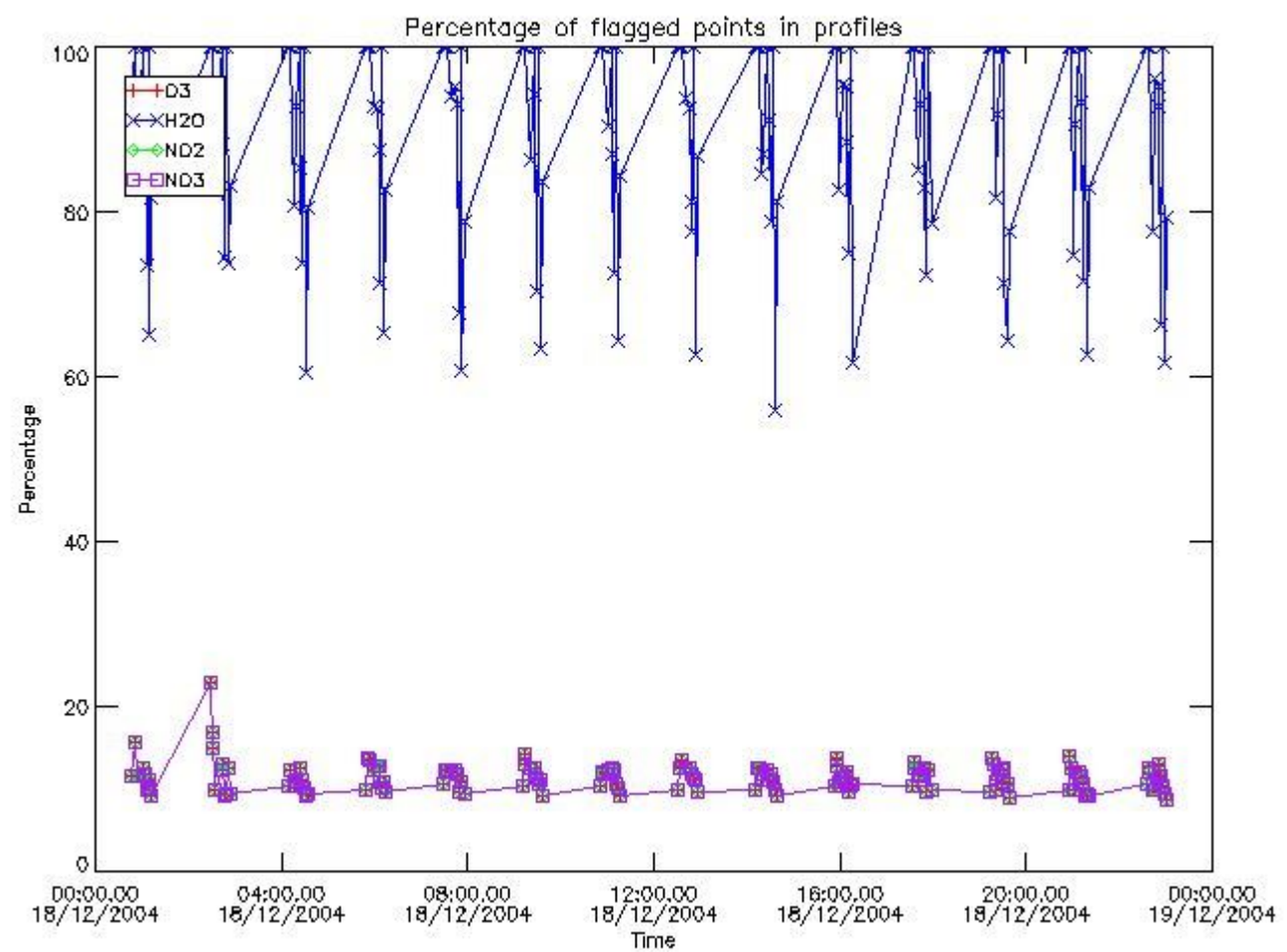
397	GOM_NL__2PRFIN20041218_192847_000000422033_00071_14654_8227.N1	18-DEC-2004 19:28:47	Dark	41.500	159	Ups Car	2.9200	7200.0	83	14654	No
398	GOM_NL__2PRFIN20041218_193013_000000452033_00071_14654_8228.N1	18-DEC-2004 19:30:13	Dark	45.000	71	lot Car	2.2460	7700.0	90	14654	No
399	GOM_NL__2PRFIN20041218_193205_000000472033_00071_14654_8229.N1	18-DEC-2004 19:32:05	Dark	47.000	41	Eps Car	1.8600	4100.0	94	14654	No
400	GOM_NL__2PRFIN20041218_193457_000000492033_00071_14654_8230.N1	18-DEC-2004 19:34:57	Dark	48.500	34	Gam2Vel	1.7930	23000.	97	14654	Yes
401	GOM_NL__2PRFIN20041218_193650_000000482033_00071_14654_8231.N1	18-DEC-2004 19:36:50	Dark	48.000	2	Alp Car	-0.73600	7000.0	96	14654	No
402	GOM_NL__2PRFIN20041218_193941_000000572033_00071_14654_8232.N1	18-DEC-2004 19:39:41	Dark	56.500	117	Pi Pup	2.7060	3800.0	113	14654	No
403	GOM_NL__2PRFIN20041218_194250_000000542033_00071_14654_8233.N1	18-DEC-2004 19:42:50	Straylight	54.000	23	21Eps CMa	1.5020	26000.	108	14654	No
404	GOM_NL__2PRFIN20041218_194436_000000542033_00071_14654_8234.N1	18-DEC-2004 19:44:36	Straylight	53.500	179	24Omi2CMa	3.0320	24000.	107	14654	No
405	GOM_NL__2PRFIN20041218_194730_000000632033_00071_14654_8235.N1	18-DEC-2004 19:47:30	Straylight	62.500	1	9Alp CMa	-1.4400	11000.	125	14654	No
406	GOM_NL__2PRFIN20041218_195040_000000522033_00071_14654_8236.N1	18-DEC-2004 19:50:40	Straylight	51.500	7	19Bet Ori	0.10000	14000.	103	14654	No
407	GOM_NL__2PRFIN20041218_195249_000000522033_00071_14654_8237.N1	18-DEC-2004 19:52:49	Straylight	51.500	30	46Eps Ori	1.6940	30000.	103	14654	No
408	GOM_NL__2PRFIN20041218_195552_000000592033_00071_14654_8238.N1	18-DEC-2004 19:55:52	Tw_i_and_stray	58.500	14	58Alp Ori	0.87000	3000.0	117	14654	No
409	GOM_NL__2PRFIN20041218_195759_000000512033_00071_14654_8239.N1	18-DEC-2004 19:57:59	Tw_i_and_stray	51.000	13	87Alp Tau	0.86700	3800.0	102	14654	No
410	GOM_NL__2PRFIN20041218_200015_000000402033_00071_14654_8240.N1	18-DEC-2004 20:00:15	Bright	39.500	146	25Eta Tau	2.8730	15200.	79	14654	No
411	GOM_NL__2PRFIN20041218_200222_000000392033_00071_14654_8241.N1	18-DEC-2004 20:02:22	Bright	38.500	150	44Zet Per	2.8900	28000.	77	14654	No
412	GOM_NL__2PRFIN20041218_200438_000000372033_00071_14654_8242.N1	18-DEC-2004 20:04:38	Bright	37.000	149	45Eps Per	2.8880	30000.	74	14654	No
413	GOM_NL__2PRFIN20041218_200651_000000382033_00071_14654_8243.N1	18-DEC-2004 20:06:51	Bright	37.500	175	39Del Per	3.0100	19400.	75	14654	No
414	GOM_NL__2PRFIN20041218_200840_000000412033_00071_14654_8244.N1	18-DEC-2004 20:08:40	Bright	40.500	160	23Gam Per	2.9300	4700.0	81	14654	No
415	GOM_NL__2PRFIN20041218_201204_000000392033_00071_14654_8245.N1	18-DEC-2004 20:12:04	Bright	38.500	110	37Del Cas	2.6780	8900.0	77	14654	No
416	GOM_NL__2PRFIN20041218_201831_000000402033_00071_14654_8246.N1	18-DEC-2004 20:18:31	Bright	40.000	49	1Alp UMi	1.9900	6300.0	80	14654	No
417	GOM_NL__2PRFIN20041218_202314_000000402033_00071_14654_8247.N1	18-DEC-2004 20:23:14	Bright	39.500	60	7Bet UMi	2.0810	3950.0	79	14654	No
418	GOM_NL__2PRFIN20041218_202635_000000392033_00071_14654_8248.N1	18-DEC-2004 20:26:35	Bright	39.000	119	14Eta Dra	2.7270	4700.0	78	14654	No
419	GOM_NL__2PRFIN20041218_202825_000000422033_00071_14654_8249.N1	18-DEC-2004 20:28:25	Bright	42.000	55	79Zet UMa	2.0600	10200.	84	14654	No
420	GOM_NL__2PRFIN20041218_203025_000000422033_00071_14654_8250.N1	18-DEC-2004 20:30:25	Bright	41.500	39	85Eta UMa	1.8540	24000.	83	14654	No
421	GOM_NL__2PRFIN20041218_203352_000000402033_00071_14654_8251.N1	18-DEC-2004 20:33:52	Bright	40.000	180	27Gam Boo	3.0400	8000.0	80	14654	No
422	GOM_NL__2PRFIN20041218_203709_000000372033_00071_14654_8252.N1	18-DEC-2004 20:37:09	Bright	36.500	83		2.3780	11000.	73	14654	No
423	GOM_NL__2PRFIN20041218_204917_000000532033_00071_14654_8253.N1	18-DEC-2004 20:49:17	Bright	53.000	122	9Alp2Lib	2.7470	9700.0	106	14654	No
424	GOM_NL__2PRFIN20041218_205051_000000562033_00071_14654_8254.N1	18-DEC-2004 20:50:51	Tw_i_and_stray	56.000	15	67Alp Vir	0.97600	28000.	112	14654	No
425	GOM_NL__2PRFIN20041218_205421_000000512033_00071_14654_8255.N1	18-DEC-2004 20:54:21	Dark	51.000	169	46Gam Hya	2.9910	4700.0	102	14654	No
426	GOM_NL__2PRFIN20041218_205631_000000402033_00071_14654_8256.N1	18-DEC-2004 20:56:31	Dark	40.000	81	Eta Cen	2.3560	28000.	80	14654	No
427	GOM_NL__2PRFIN20041218_205746_000000412033_00071_14654_8257.N1	18-DEC-2004 20:57:46	Dark	40.500	78	Alp Lup	2.3040	28000.	81	14654	No
428	GOM_NL__2PRFIN20041218_210119_000000522033_00071_14654_8258.N1	18-DEC-2004 21:01:19	Dark	52.000	4	Alp1Cen	-0.010000	5800.0	104	14654	No
429	GOM_NL__2PRFIN20041218_210427_000000432033_00072_14655_8226.N1	18-DEC-2004 21:04:27	Dark	42.500	12	Alp1Cru	0.77500	30000.	85	14655	No
430	GOM_NL__2PRFIN20041218_210922_000000432033_00072_14655_8227.N1	18-DEC-2004 21:09:22	Dark	42.500	159	Ups Car	2.9200	7200.0	85	14655	No
431	GOM_NL__2PRFIN20041218_211050_000000452033_00072_14655_8228.N1	18-DEC-2004 21:10:50	Dark	44.500	71	lot Car	2.2460	7700.0	89	14655	No
432	GOM_NL__2PRFIN20041218_211241_000000482033_00072_14655_8229.N1	18-DEC-2004 21:12:41	Dark	48.000	41	Eps Car	1.8600	4100.0	96	14655	No
433	GOM_NL__2PRFIN20041218_211533_000000552033_00072_14655_8230.N1	18-DEC-2004 21:15:33	Dark	55.000	34	Gam2Vel	1.7930	23000.	110	14655	No
434	GOM_NL__2PRFIN20041218_211727_000000542033_00072_14655_8231.N1	18-DEC-2004 21:17:27	Dark	54.000	2	Alp Car	-0.73600	7000.0	108	14655	No
435	GOM_NL__2PRFIN20041218_212017_000000562033_00072_14655_8232.N1	18-DEC-2004 21:20:17	Dark	56.000	117	Pi Pup	2.7060	3800.0	112	14655	No
436	GOM_NL__2PRFIN20041218_212328_000000562033_00072_14655_8233.N1	18-DEC-2004 21:23:28	Straylight	55.500	23	21Eps CMa	1.5020	26000.	111	14655	No
437	GOM_NL__2PRFIN20041218_212511_000000562033_00072_14655_8234.N1	18-DEC-2004 21:25:11	Straylight	55.500	179	24Omi2CMa	3.0320	24000.	111	14655	No
438	GOM_NL__2PRFIN20041218_212806_000000662033_00072_14655_8235.N1	18-DEC-2004 21:28:06	Straylight	66.000	1	9Alp CMa	-1.4400	11000.	132	14655	No
439	GOM_NL__2PRFIN20041218_213115_000000532033_00072_14655_8236.N1	18-DEC-2004 21:31:15	Straylight	52.500	7	19Bet Ori	0.10000	14000.	105	14655	No
440	GOM_NL__2PRFIN20041218_213325_000000512033_00072_14655_8237.N1	18-DEC-2004 21:33:25	Straylight	51.000	30	46Eps Ori	1.6940	30000.	102	14655	No
441	GOM_NL__2PRFIN20041218_213627_000000592033_00072_14655_8238.N1	18-DEC-2004 21:36:27	Tw_i_and_stray	59.000	14	58Alp Ori	0.87000	3000.0	118	14655	No
442	GOM_NL__2PRFIN20041218_213834_000000502033_00072_14655_8239.N1	18-DEC-2004 21:38:34	Tw_i_and_stray	50.000	13	87Alp Tau	0.86700	3800.0	100	14655	No
443	GOM_NL__2PRFIN20041218_214051_000000392033_00072_14655_8240.N1	18-DEC-2004 21:40:51	Bright	38.500	146	25Eta Tau	2.8730	15200.	77	14655	No
444	GOM_NL__2PRFIN20041218_214258_000000382033_00072_14655_8241.N1	18-DEC-2004 21:42:58	Bright	37.500	150	44Zet Per	2.8900	28000.	75	14655	No
445	GOM_NL__2PRFIN20041218_214514_000000382033_00072_14655_8242.N1	18-DEC-2004 21:45:14	Bright	37.500	149	45Eps Per	2.8880	30000.	75	14655	No
446	GOM_NL__2PRFIN20041218_214727_000000382033_00072_14655_8243.N1	18-DEC-2004 21:47:27	Bright	37.500	175	39Del Per	3.0100	19400.	75	14655	No
447	GOM_NL__2PRFIN20041218_214917_000000402033_00072_14655_8244.N1	18-DEC-2004 21:49:17	Bright	40.000	160	23Gam Per	2.9300	4700.0	80	14655	No
448	GOM_NL__2PRFIN20041218_215239_000000382033_00072_14655_8245.N1	18-DEC-2004 21:52:39	Bright	38.000	110	37Del Cas	2.6780	8900.0	76	14655	No
449	GOM_NL__2PRFIN20041218_215907_000000392033_00072_14655_8246.N1	18-DEC-2004 21:59:07	Bright	38.500	49	1Alp UMi	1.9900	6300.0	77	14655	No
450	GOM_NL__2PRFIN20041218_220349_000000392033_00072_14655_8247.N1	18-DEC-2004 22:03:49	Bright	39.000	60	7Bet UMi	2.0810	3950.0	78	14655	No
451	GOM_NL__2PRFIN20041218_220711_000000392033_00072_14655_8248.N1	18-DEC-2004 22:07:11	Bright	38.500	119	14Eta Dra	2.7270	4700.0	77	14655	No
452	GOM_NL__2PRFIN20041218_220900_000000602033_00072_14655_8249.N1	18-DEC-2004 22:09:00	Bright	60.000	55	79Zet UMa	2.0600	10200.	120	14655	No
453	GOM_NL__2PRFIN20041218_221100_000000412033_00072_14655_8250.N1	18-DEC-2004 22:11:00	Bright	40.500	39	85Eta UMa	1.8540	24000.	81	14655	No
454	GOM_NL__2PRFIN20041218_221428_000000382033_00072_14655_8251.N1	18-DEC-2004 22:14:28	Bright	38.000	180	27Gam Boo	3.0400	8000.0	76	14655	No
455	GOM_NL__2PRFIN20041218_221745_000000382033_00072_14655_8252.N1	18-DEC-2004 22:17:45	Bright	37.500	83		2.3780	11000.	75	14655	No

456	GOM_NL__2PRFIN20041218_222111_000000172033_00072_14655_8253.N1	18-DEC-2004 22:21:11	Twilight	16.500	111	8Eta Boo	2.6800	6000.0	33	14655	No
457	GOM_NL__2PRFIN20041218_223128_000000562033_00072_14655_8254.N1	18-DEC-2004 22:31:28	Twilight	55.500	15	67Alp Vir	0.97600	28000.	111	14655	No
458	GOM_NL__2PRFIN20041218_223458_000000492033_00072_14655_8255.N1	18-DEC-2004 22:34:58	Dark	48.500	169	46Gam Hya	2.9910	4700.0	97	14655	No
459	GOM_NL__2PRFIN20041218_223706_000000432033_00072_14655_8256.N1	18-DEC-2004 22:37:06	Dark	42.500	81	Eta Cen	2.3560	28000.	85	14655	No
460	GOM_NL__2PRFIN20041218_223820_000000412033_00072_14655_8257.N1	18-DEC-2004 22:38:20	Dark	41.000	78	Alp Lup	2.3040	28000.	82	14655	No
461	GOM_NL__2PRFIN20041218_224155_000000522033_00072_14655_8258.N1	18-DEC-2004 22:41:55	Dark	52.000	4	Alp1Cen	-0.010000	5800.0	104	14655	No
462	GOM_NL__2PRFIN20041218_224502_000000522033_00073_14656_8226.N1	18-DEC-2004 22:45:02	Dark	51.500	12	Alp1Cru	0.77500	30000.	103	14656	No
463	GOM_NL__2PRFIN20041218_224958_000000432033_00073_14656_8227.N1	18-DEC-2004 22:49:58	Dark	43.000	159	Ups Car	2.9200	7200.0	86	14656	No
464	GOM_NL__2PRFIN20041218_225127_000000432033_00073_14656_8228.N1	18-DEC-2004 22:51:27	Dark	42.500	71	Iot Car	2.2460	7700.0	85	14656	No
465	GOM_NL__2PRFIN20041218_225317_000000482033_00073_14656_8229.N1	18-DEC-2004 22:53:17	Dark	48.000	41	Eps Car	1.8600	4100.0	96	14656	No
466	GOM_NL__2PRFIN20041218_225610_000000492033_00073_14656_8230.N1	18-DEC-2004 22:56:10	Dark	49.000	34	Gam2Vel	1.7930	23000.	98	14656	No
467	GOM_NL__2PRFIN20041218_225803_000000542033_00073_14656_8231.N1	18-DEC-2004 22:58:03	Dark	54.000	2	Alp Car	-0.73600	7000.0	108	14656	No
468	GOM_NL__2PRFIN20041218_230054_000000592033_00073_14656_8232.N1	18-DEC-2004 23:00:54	Dark	58.500	117	Pi Pup	2.7060	3800.0	117	14656	No
469	GOM_NL__2PRFIN20041218_230404_000000562033_00073_14656_8233.N1	18-DEC-2004 23:04:04	Straylight	56.000	23	21Eps CMa	1.5020	26000.	112	14656	No
470	GOM_NL__2PRFIN20041218_230548_000000572033_00073_14656_8234.N1	18-DEC-2004 23:05:48	Straylight	56.500	179	24Omi2CMa	3.0320	24000.	113	14656	No
471	GOM_NL__2PRFIN20041218_230842_000000682033_00073_14656_8235.N1	18-DEC-2004 23:08:42	Straylight	67.500	1	9Alp CMa	-1.4400	11000.	135	14656	No
472	GOM_NL__2PRFIN20041218_231154_000000532033_00073_14656_8236.N1	18-DEC-2004 23:11:54	Straylight	53.000	7	19Bet Ori	0.10000	14000.	106	14656	No
473	GOM_NL__2PRFIN20041218_231402_000000502033_00073_14656_8237.N1	18-DEC-2004 23:14:02	Straylight	49.500	30	46Eps Ori	1.6940	30000.	99	14656	No
474	GOM_NL__2PRFIN20041218_231703_000000642033_00073_14656_8238.N1	18-DEC-2004 23:17:03	Twilight	64.000	14	58Alp Ori	0.87000	3000.0	128	14656	No
475	GOM_NL__2PRFIN20041218_231909_000000502033_00073_14656_8239.N1	18-DEC-2004 23:19:09	Twilight	50.000	13	87Alp Tau	0.86700	3800.0	100	14656	No
476	GOM_NL__2PRFIN20041218_232125_000000402033_00073_14656_8240.N1	18-DEC-2004 23:21:25	Bright	40.000	146	25Eta Tau	2.8730	15200.	80	14656	No
477	GOM_NL__2PRFIN20041218_232335_000000382033_00073_14656_8241.N1	18-DEC-2004 23:23:35	Bright	38.000	150	44Zet Per	2.8900	28000.	76	14656	No
478	GOM_NL__2PRFIN20041218_232550_000000382033_00073_14656_8242.N1	18-DEC-2004 23:25:50	Bright	38.000	149	45Eps Per	2.8880	30000.	76	14656	No
479	GOM_NL__2PRFIN20041218_232803_000000392033_00073_14656_8243.N1	18-DEC-2004 23:28:03	Bright	39.000	175	39Del Per	3.0100	19400.	78	14656	No
480	GOM_NL__2PRFIN20041218_232952_000000402033_00073_14656_8244.N1	18-DEC-2004 23:29:52	Bright	39.500	160	23Gam Per	2.9300	4700.0	79	14656	No
481	GOM_NL__2PRFIN20041218_233316_000000382033_00073_14656_8245.N1	18-DEC-2004 23:33:16	Bright	37.500	110	37Del Cas	2.6780	8900.0	75	14656	No
482	GOM_NL__2PRFIN20041218_233943_000000392033_00073_14656_8246.N1	18-DEC-2004 23:39:43	Bright	39.000	49	1Alp UMi	1.9900	6300.0	78	14656	No
483	GOM_NL__2PRFIN20041218_234425_000000402033_00073_14656_8247.N1	18-DEC-2004 23:44:25	Bright	39.500	60	7Bet UMi	2.0810	3950.0	79	14656	No
484	GOM_NL__2PRFIN20041218_234747_000000392033_00073_14656_8248.N1	18-DEC-2004 23:47:47	Bright	39.000	119	14Eta Dra	2.7270	4700.0	78	14656	No
485	GOM_NL__2PRFIN20041218_234936_000000442033_00073_14656_8249.N1	18-DEC-2004 23:49:36	Bright	43.500	55	79Zet UMa	2.0600	10200.	87	14656	No
486	GOM_NL__2PRFIN20041218_235135_000000452033_00073_14656_8250.N1	18-DEC-2004 23:51:35	Bright	44.500	39	85Eta UMa	1.8540	24000.	89	14656	No
487	GOM_NL__2PRFIN20041218_235504_000000382033_00073_14656_8251.N1	18-DEC-2004 23:55:04	Bright	37.500	180	27Gam Boo	3.0400	8000.0	75	14656	No
488	GOM_NL__2PRFIN20041218_235821_000000382033_00073_14656_8252.N1	18-DEC-2004 23:58:21	Bright	38.000	83		2.3780	11000.	76	14656	No

3. Quality information per product

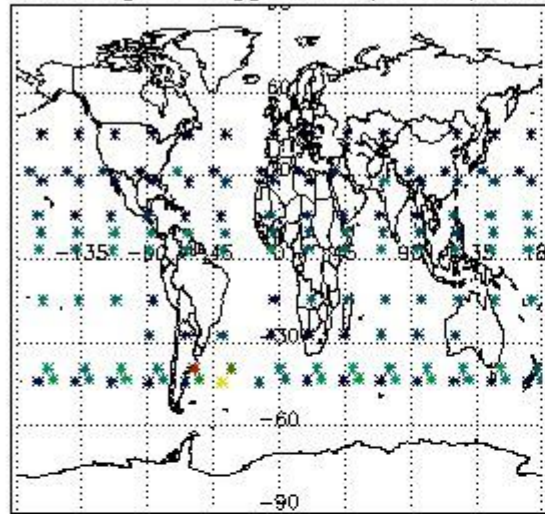
In this section it is plotted some information contained in the Quality Summary data set of the level 2 products. Only products in dark limb conditions and without errors (error flag in the MPH set to "0") are used.

3.1 Plot quality information per product (time dependant)

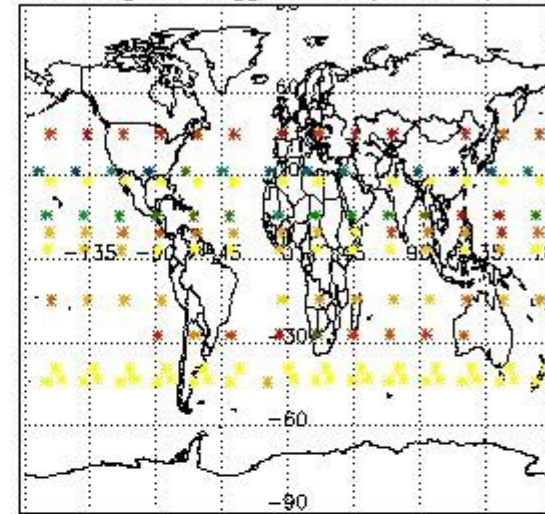


3.2 Plot quality information per product (world map)

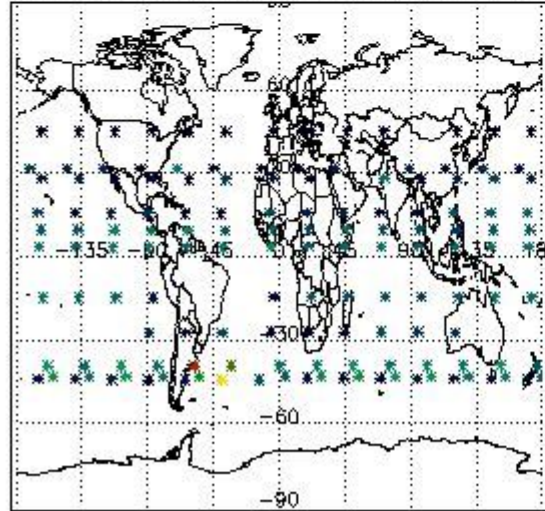
Percentage of flagged data per O3 profile



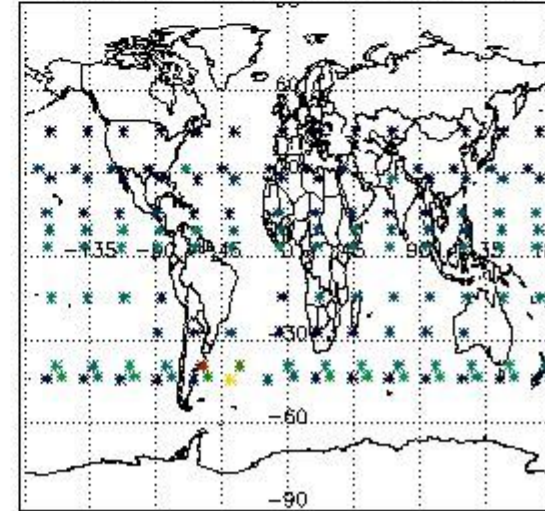
Percentage of flagged data per H2O profile



Percentage of flagged data per NO2 profile



Percentage of flagged data per NO3 profile

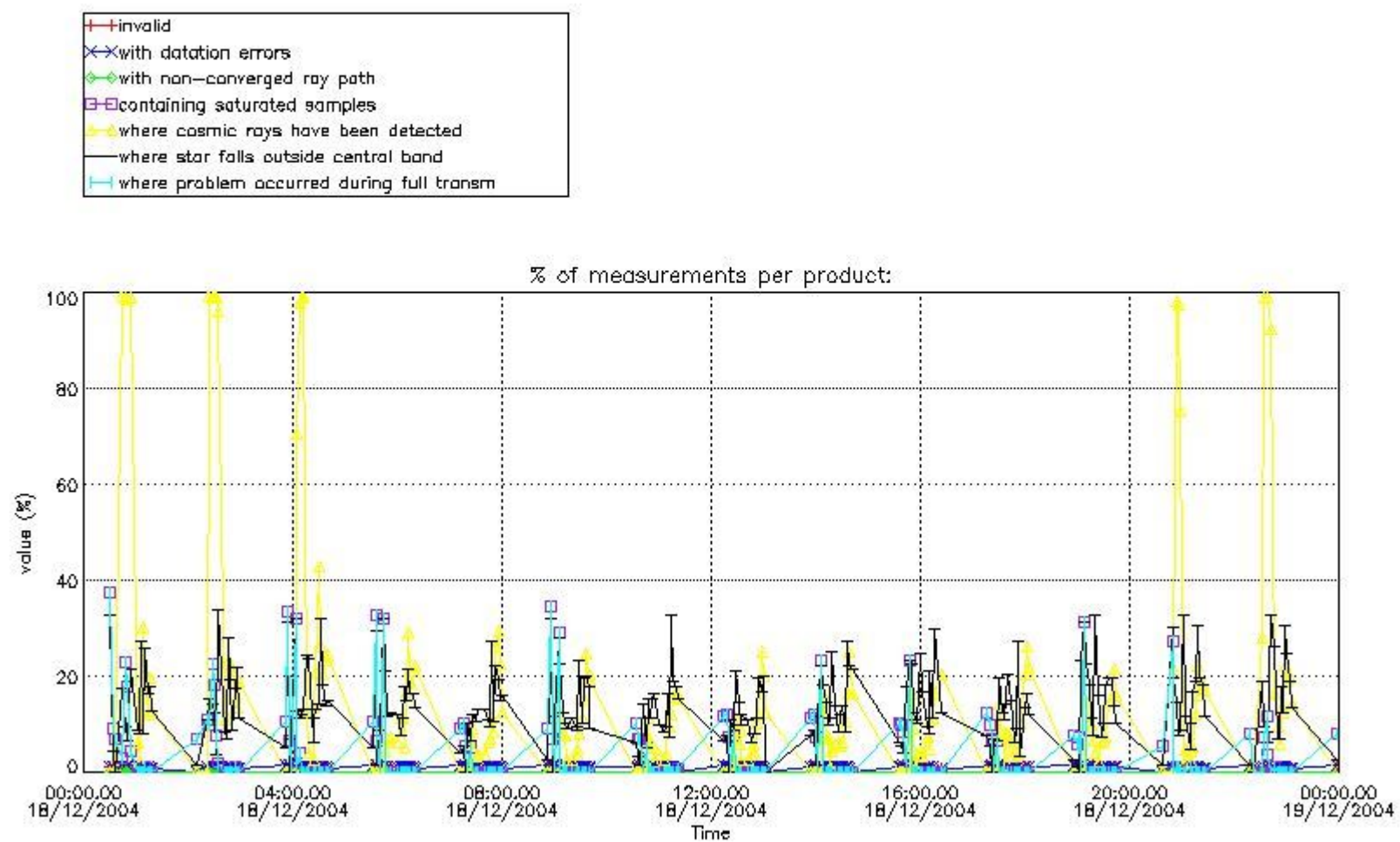


4. Level 1 quality information per product

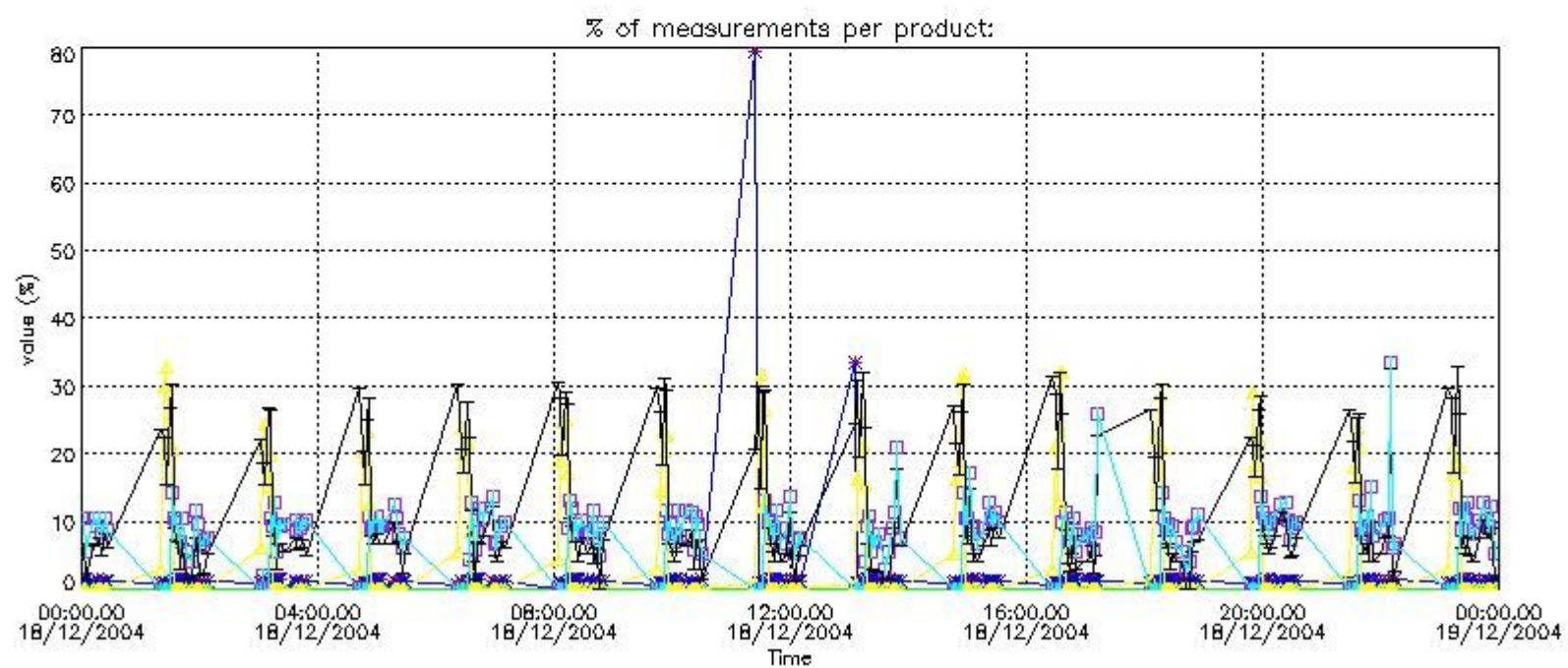
In this section it is plotted some information contained in the Quality Summary data set of the level 2 products that comes from the level 1b processing. Products without errors (error flag in the MPH set to "0") are used.

4.1 Plot quality information per product (time dependant) coming from level 1b processing

4.1.1 Plot level 1 quality information per product (time dependant): ENVISAT ASCENDING passes


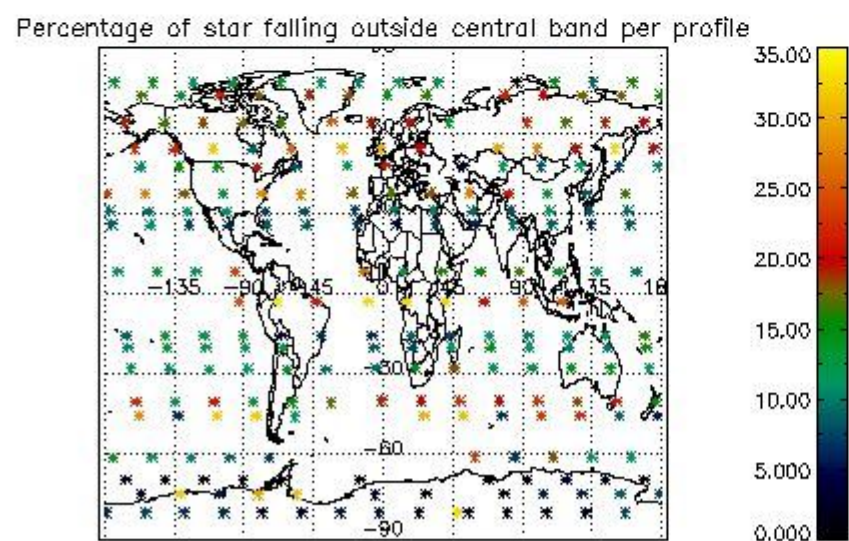
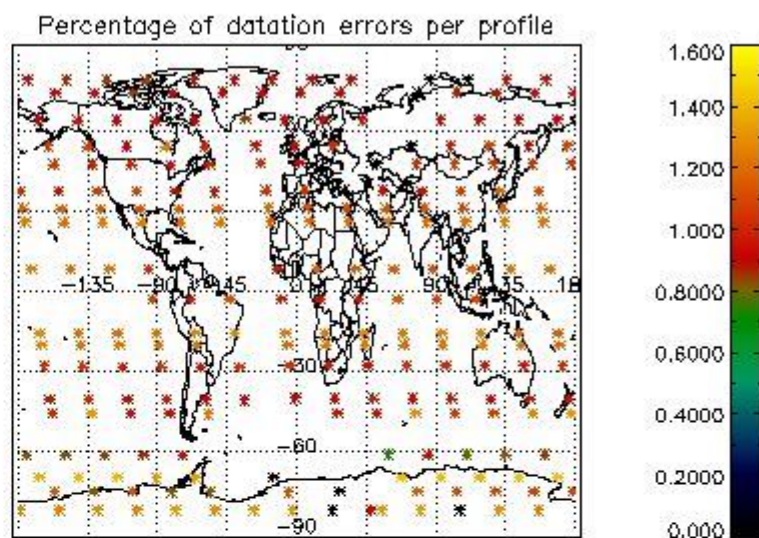
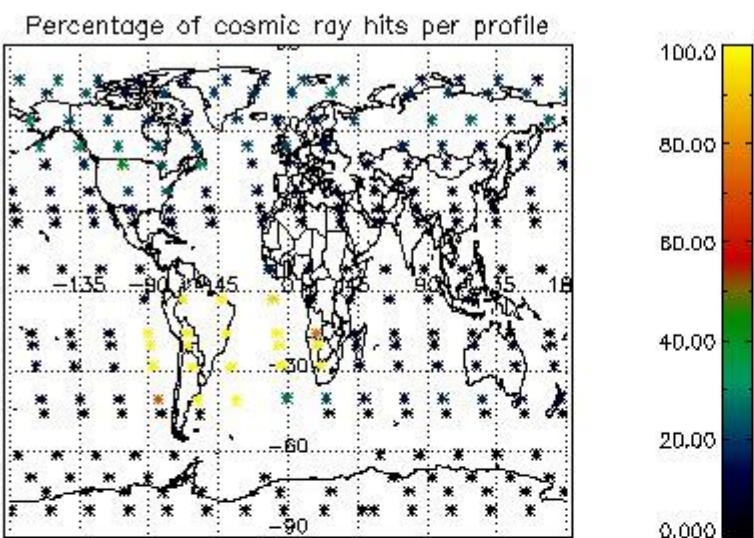


4.1.2 Plot level 1 quality information per product (time dependant): ENVI SAT DESCENDING passes

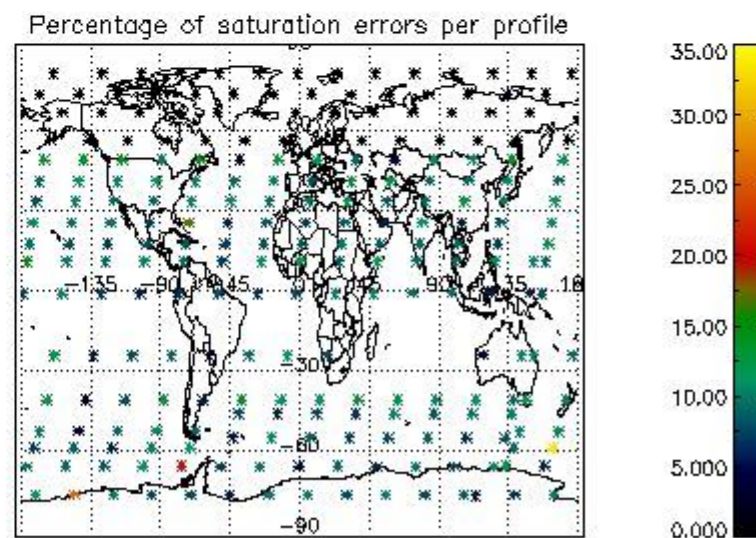
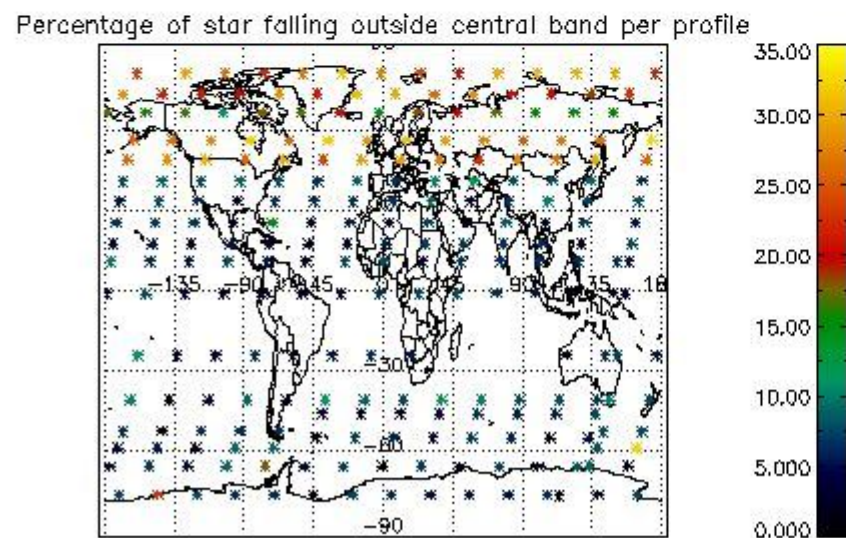
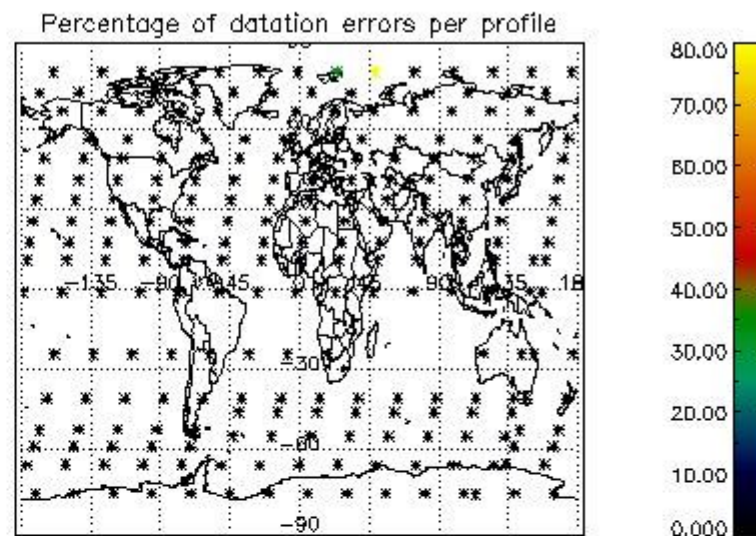
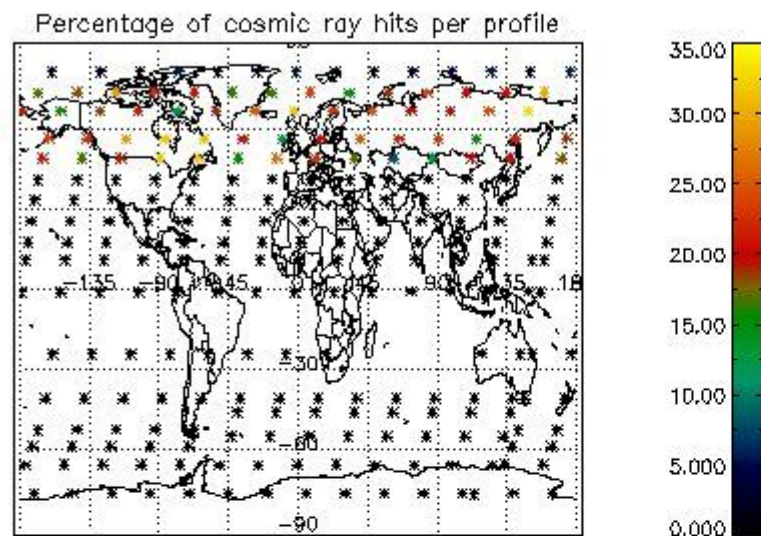


4.2 Plot quality information per product coming from level 1b processing (world map)

4.2.1 Plot level 1 quality information per product (world map): ENVISAT ASCENDING passes



4.2.2 Plot level 1 quality information per product (world map): ENVISAT DESCENDING passes



5. Trace gas profiles

5.1 Ozone statistics based on quality of products

The final quality of the products can be "measured" using the STD (Standard Deviation) attached to every point profile. This information is written to the parameter GOM_NL__2P/NL_LOCAL_SPECIES_DENSITY/o3_std of the level 2 products. The table below shows the statistics for given STD ranges.

The statistics are given with respect to the overall valid production:

- Products without fatal errors: GOM_NL__2P/MPH/PRODUCT_ERR=0
- Valid point profile: GOM_NL__2P/NL_LOCAL_SPECIES_DENSITY/pcd(0)=0

The 'Criteria' is applied to valid points of dark limb products:

- Products in dark limb illumination condition: GOM_NL__2P/NL_SUMMARY_QUALITY/obs_ill_cond=0
- Products without fatal errors: GOM_NL__2P/MPH/PRODUCT_ERR=0
- Valid point profile: GOM_NL__2P/NL_LOCAL_SPECIES_DENSITY/pcd(0)=0

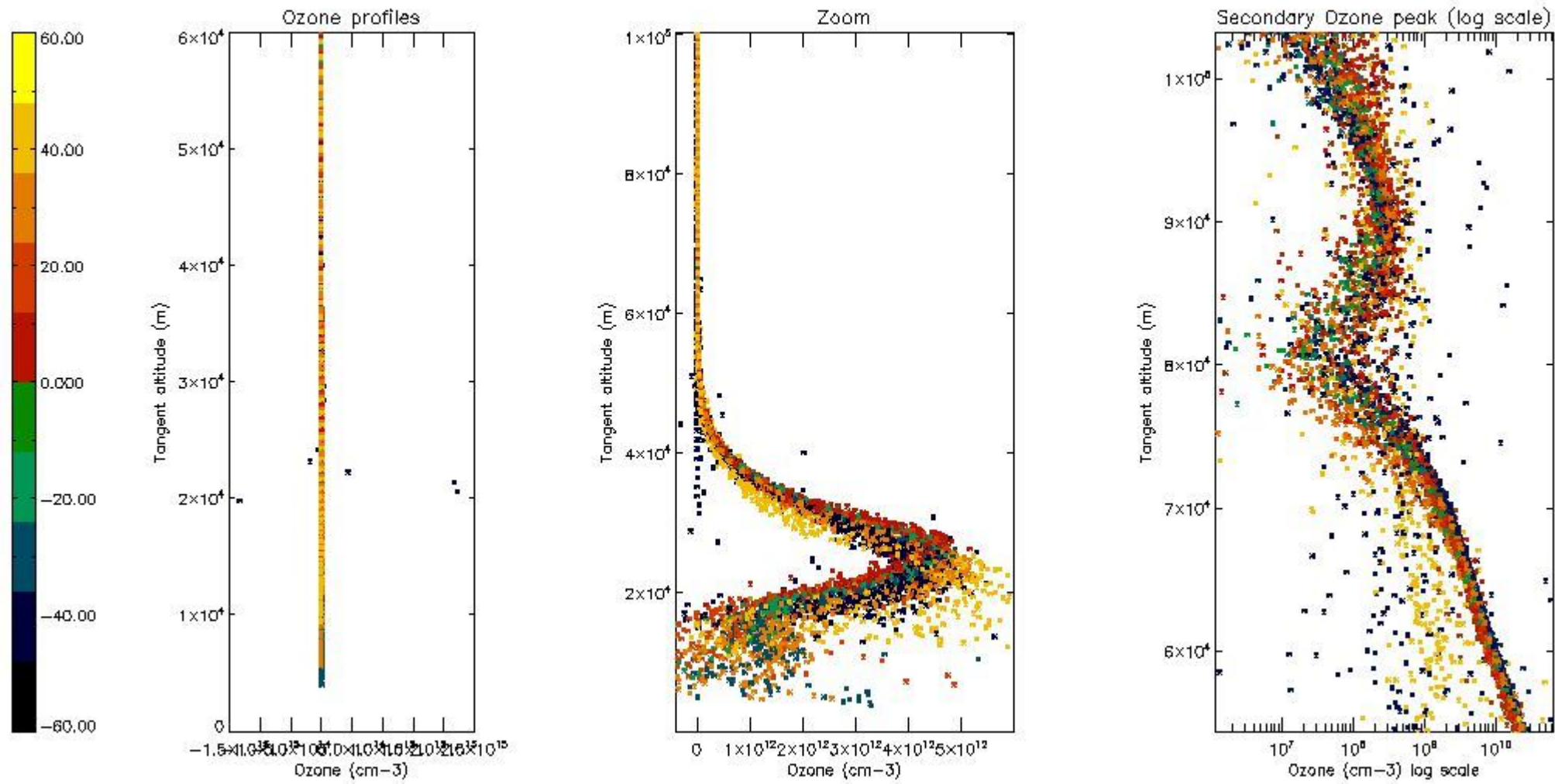
So, the table below shows the percentage of dark limb and valid observations for each criteria with respect to the overall valid daily observations.

Criteria	% of total production
All STD	30
STD < 20	16

STD < 10	12
STD < 5	8

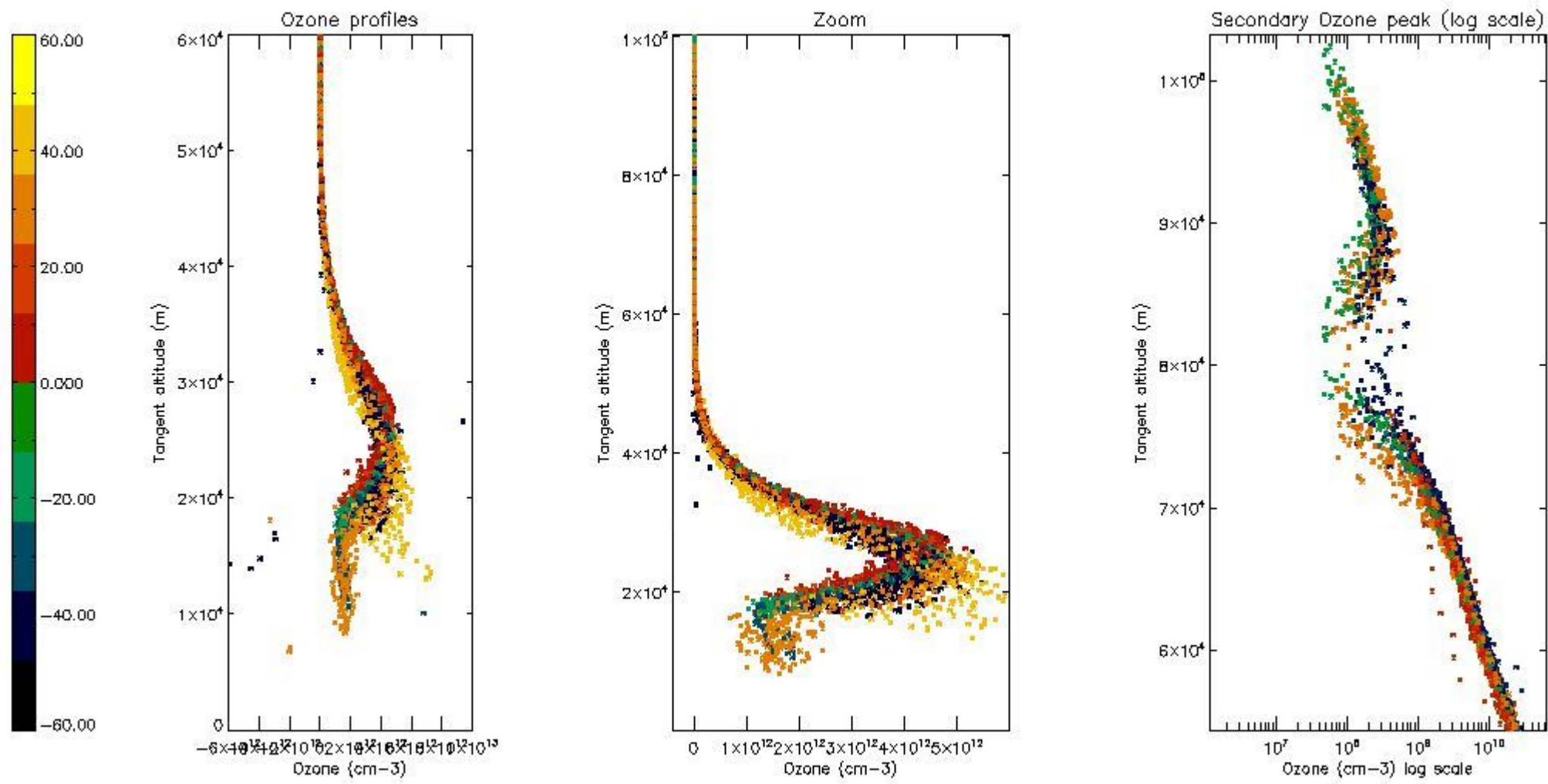
5.2 Plot ozone profiles for all STD (dark without errors)

The colorbar represents the latitude.



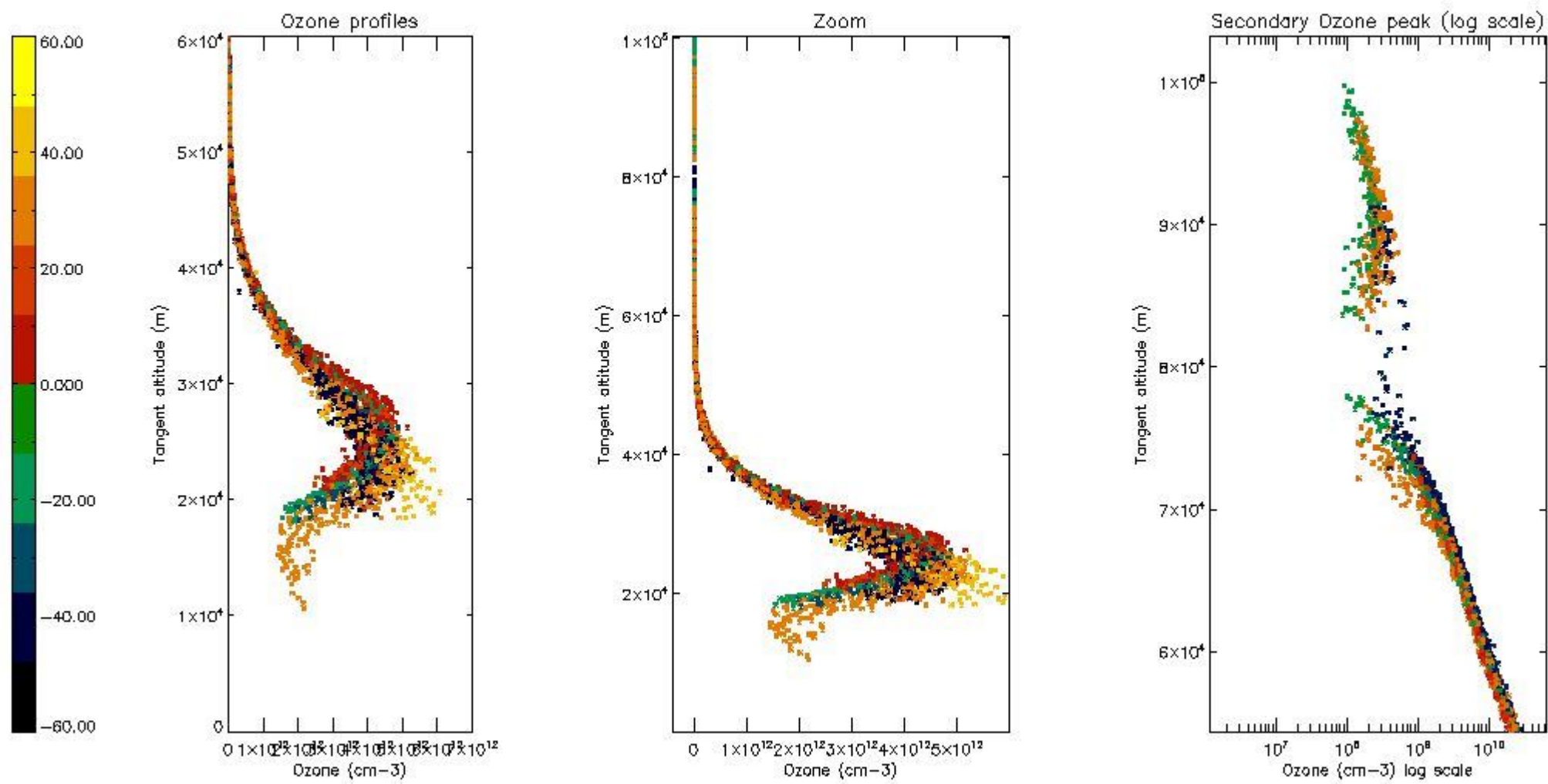
5.3 Plot ozone profiles where STD < 20% (dark without errors)

The colorbar represents the latitude.



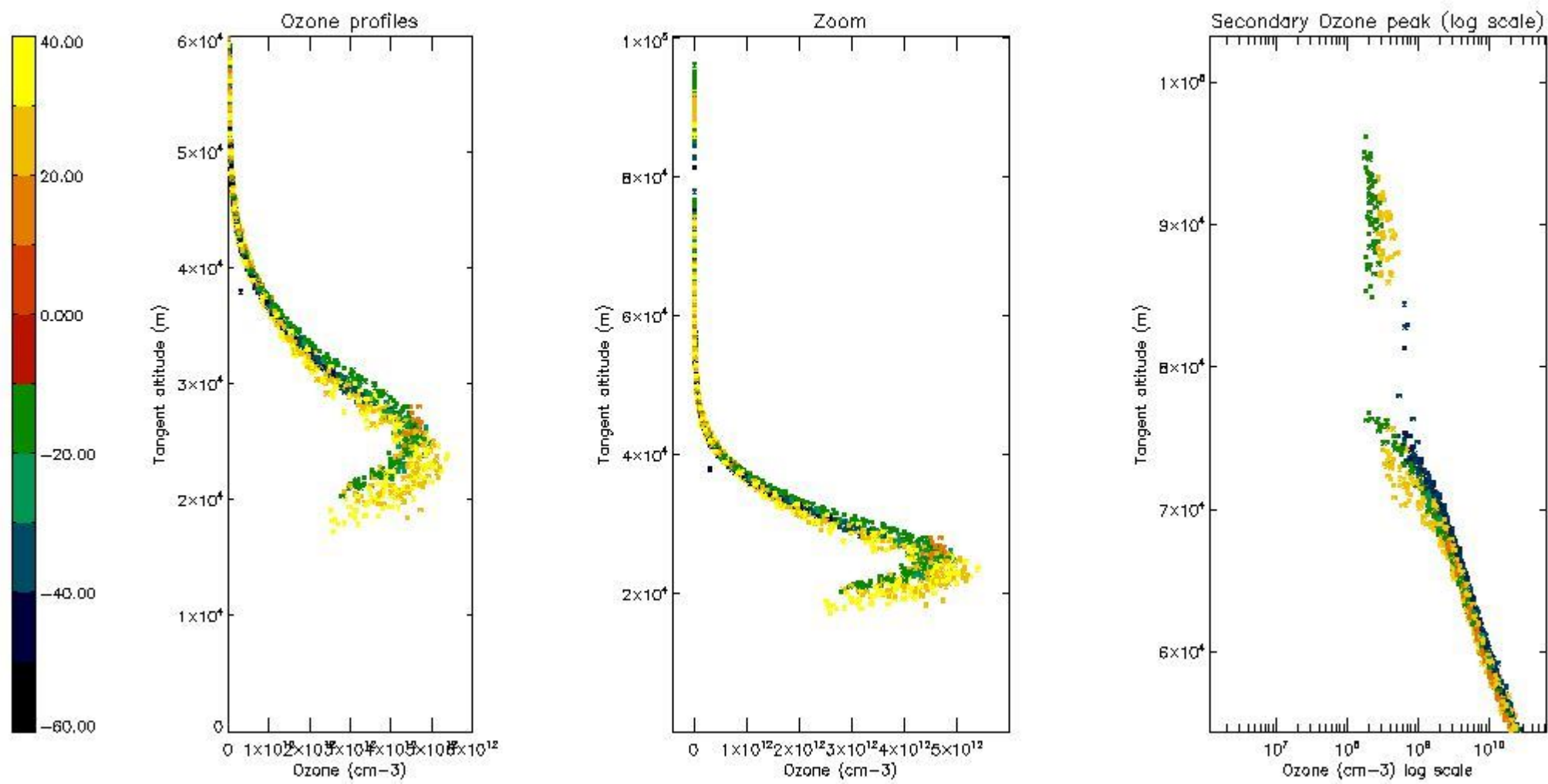
5.4 Plot ozone profiles where $STD < 10\%$ (dark without errors)

The colorbar represents the latitude.



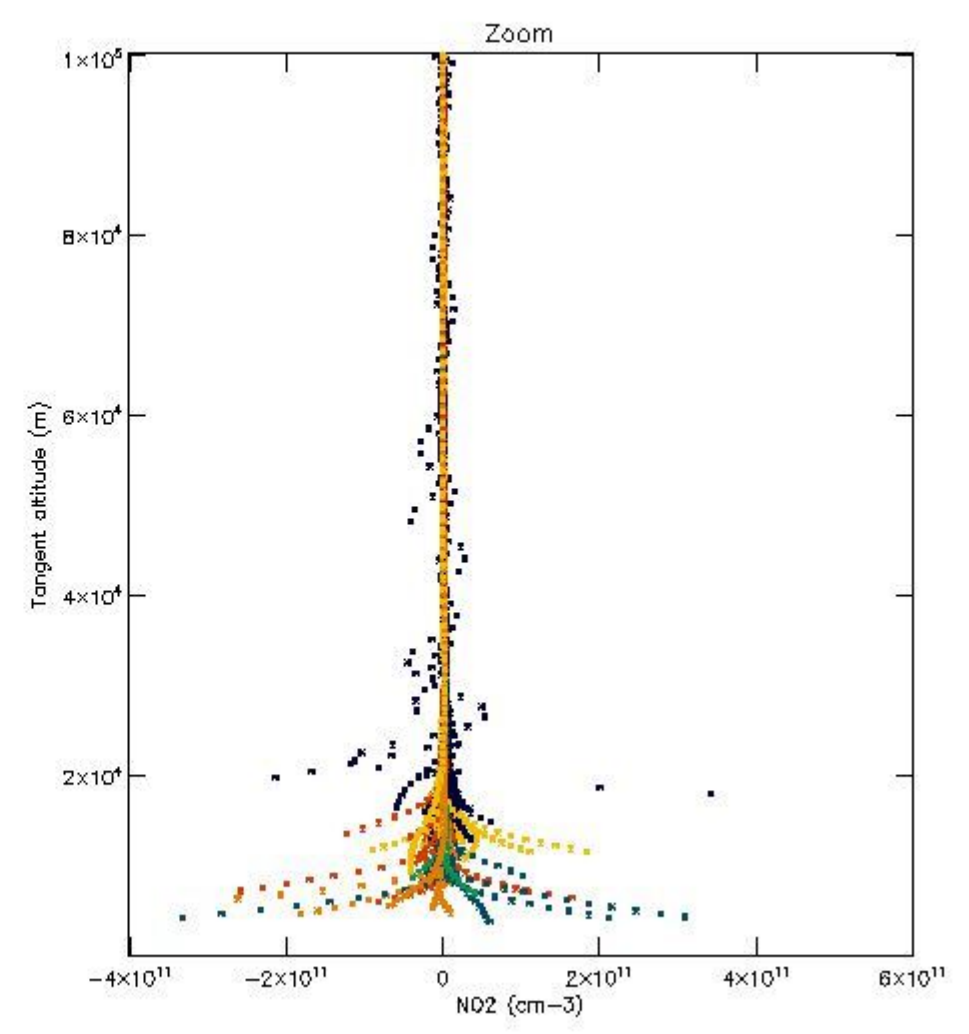
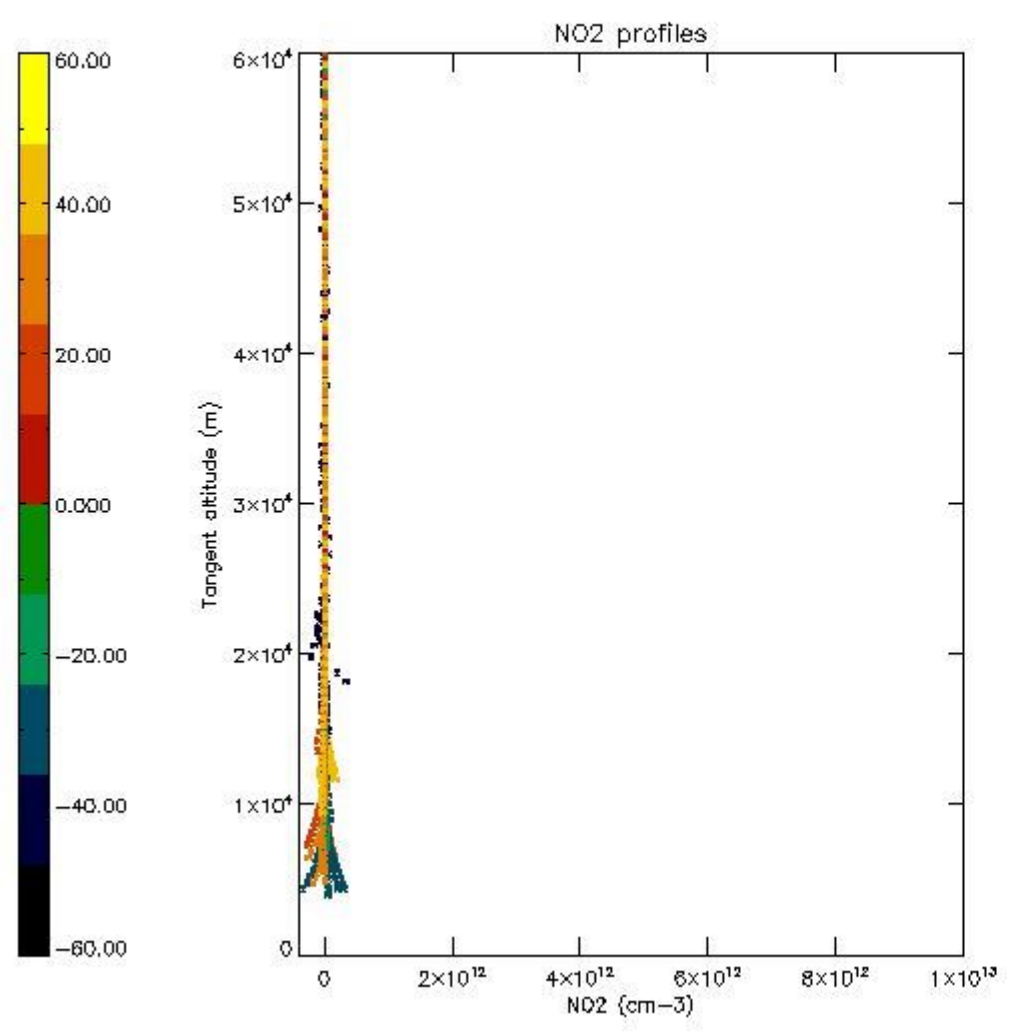
5.5 Plot ozone profiles where STD < 5% (dark without errors)

The colorbar represents the latitude.



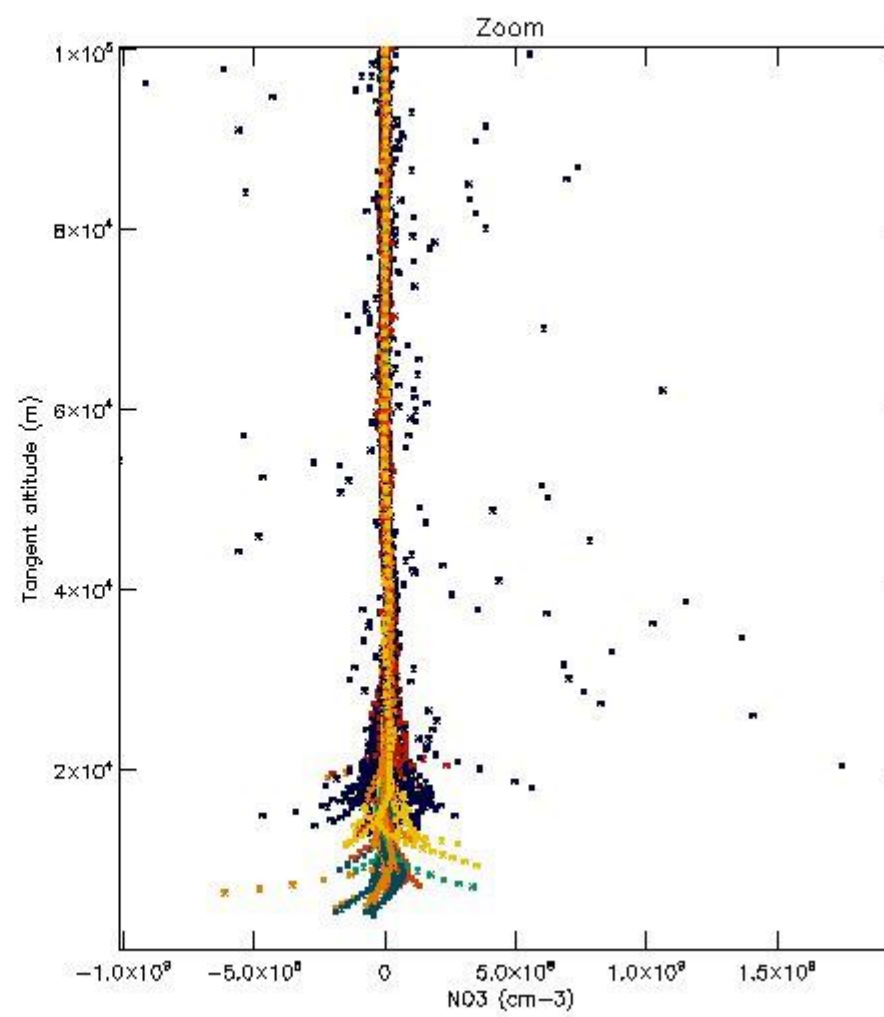
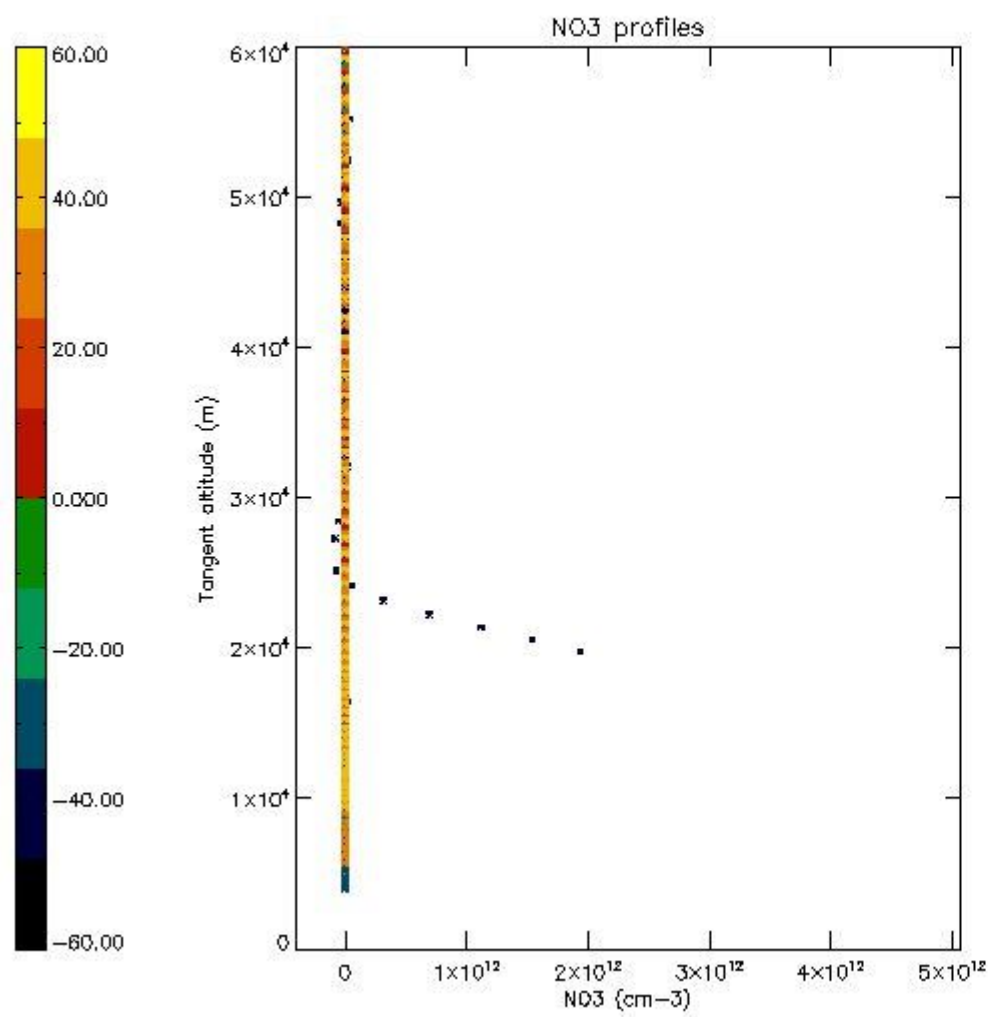
5.6 Plot NO₂ profiles for all STD (dark without errors)

The colorbar represents the latitude.



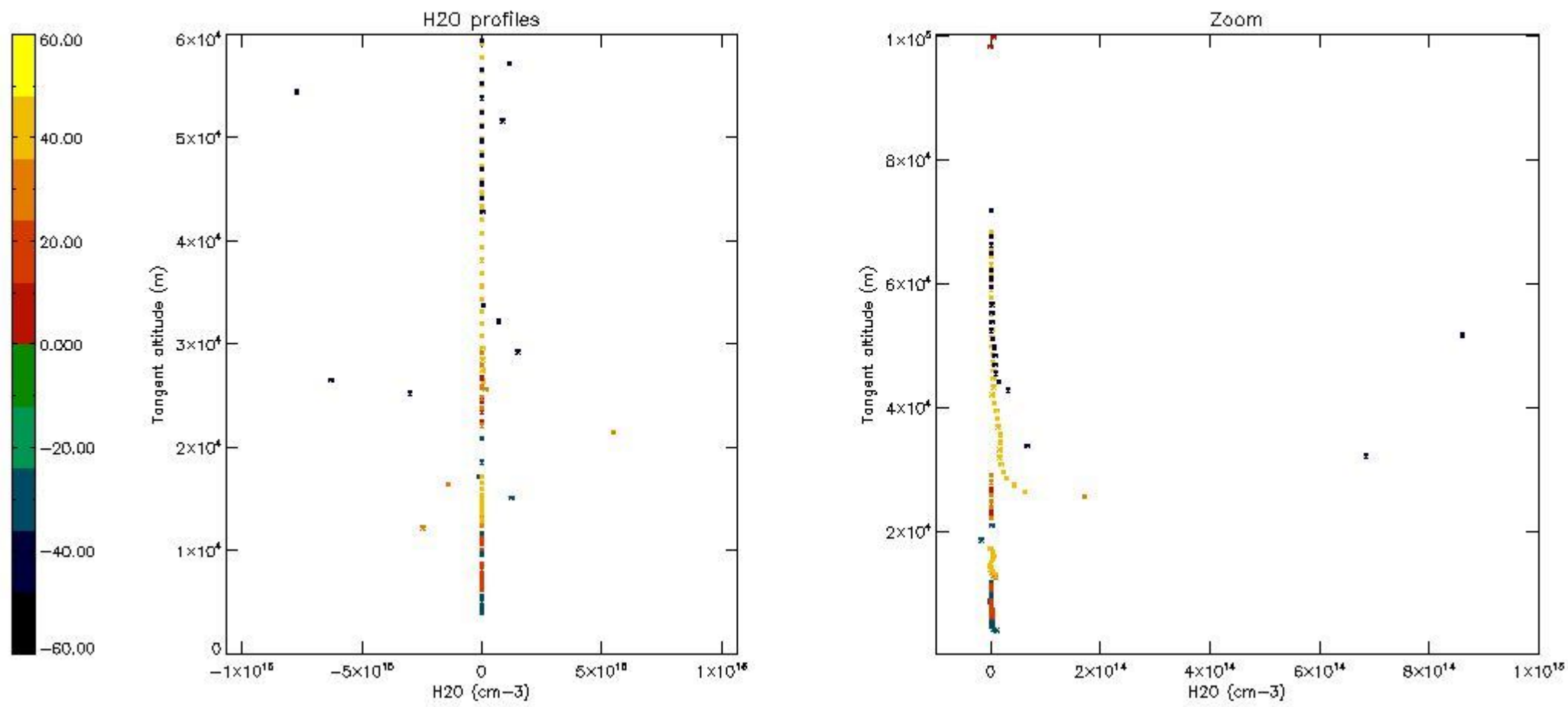
5.7 Plot NO3 profiles for all STD (dark without errors)

The colorbar represents the latitude.



5.8 Plot H₂O profiles for all STD (only for occultations of stars 1,2,3,4,13,14,16,26,63 dark without errors)

The colorbar represents the latitude.



6. Auxiliary Data Files used for the production reported in section 2

The number reported in the third column indicates since which file (see list in section 2) the corresponding auxiliary file has been used. The fourth column is the date of those product files.

Type	Auxiliary Filename	Used since product	Used since product date
INST_PHYS_CHARACTERISTICS	GOM_INS_AXVIEC20091111_143220_20030716_120000_20500101_000000	1	18-DEC-2004 00:01:28
LEVEL-2_PROC_CONFIG	GOM_PR2_AXVIEC20091111_152718_20020301_000000_20500101_000000	1	18-DEC-2004 00:01:28
CROSS_SECTIONS_FILE	GOM_CR2_AXVIEC20091111_154832_20020301_000000_20500101_000000	1	18-DEC-2004 00:01:28

GOMOS Level 2 Daily Report

SUMMARY

[1. General Info](#)

[2. Summary of processed GOM_NL_2P products](#)

[3. Level 2 Quality information per product](#)

[3.1 Plot of level 2 quality information per product \(time dependant\)](#)

[3.2 Plot of level 2 quality information per product \(world map\)](#)

[4. Level 1 Quality information per product \(stored on level 2 products\)](#)

[4.1 Plot of level 1 quality information per product \(time dependant\)](#)

[4.1.1 Plot of level 1 quality information per product \(time dependant\): ASCENDING](#)

[4.1.2 Plot of level 1 quality information per product \(time dependant\): DESCENDING](#)

[4.2 Plot of level 1 quality information per product \(world map\)](#)

[4.2.1 Plot of level 1 quality information per product \(world map\): ASCENDING](#)

[4.2.2 Plot of level 1 quality information per product \(world map\): DESCENDING](#)

[5. Ozone profiles based on quality statistics and other trace gas profiles](#)

[5.1 Ozone statistics based on quality of products](#)

[5.2 Plot ozone profiles for all STD \(dark without errors\)](#)

[5.3 Plot ozone profiles where STD < 20% \(dark without errors\)](#)

[5.4. Plot ozone profiles where STD < 10% \(dark without errors\)](#)

[5.5. Plot ozone profiles where STD < 5% \(dark without errors\)](#)

[5.6 Plot NO2 profiles for all STD \(dark without errors\)](#)

[5.7 Plot NO3 profiles for all STD \(dark without errors\)](#)

[5.8 Plot H2O profiles \(only for occultations of stars 1,2,3,4,13,14,16,26,63 dark without errors\) for all STD](#)

[6. Auxiliary Data Files used for the production reported in section 2](#)

This report presents the daily analysis on parameters extracted from GOMOS level 2 data (GOM_NL__2P). It is intended to monitor some important parameters that will impact the quality of these products. A list of level 2 products (and content) that have arrived during the reporting day to the PCF is also given.

Item	Value
Time of report generation	22APR2013 10:23:35
Data source version	GOMOS/6.01
Start time of products	18-12-2004 (18DEC2004 00:00:00)
Stop time of products	19-12-2004 (19DEC2004 00:00:00)
Store outputs in DB	Yes
Nb of level 2 prods	488
Nb of prods with errors	2

2. Summary of processed GOM_NL__2P products.

Nr	Filename	UTC Start time	Limb	Duration	Star Id	Star Name	Star Mag	Star Temp	Nb Meas	Orbit	Prod. error
1	GOM_NL__2PRFIN20041218_000128_000000382033_00059_14642_8250.N1	18-DEC-2004 00:01:28	Bright	38.000	160	23Gam Per	2.9300	4700.0	76	14642	No
2	GOM_NL__2PRFIN20041218_000448_000000362033_00059_14642_8251.N1	18-DEC-2004 00:04:48	Bright	36.000	110	37Del Cas	2.6780	8900.0	72	14642	No
3	GOM_NL__2PRFIN20041218_001120_000000392033_00059_14642_8252.N1	18-DEC-2004 00:11:20	Bright	38.500	49	1Alp UMi	1.9900	6300.0	77	14642	No
4	GOM_NL__2PRFIN20041218_001603_000000382033_00059_14642_8253.N1	18-DEC-2004 00:16:03	Bright	38.000	60	7Bet UMi	2.0810	3950.0	76	14642	No
5	GOM_NL__2PRFIN20041218_001734_000000532033_00059_14642_8254.N1	18-DEC-2004 00:17:34	Bright	52.500	82	48Bet UMa	2.3650	10600.	105	14642	No
6	GOM_NL__2PRFIN20041218_002007_000000502033_00059_14642_8255.N1	18-DEC-2004 00:20:07	Bright	49.500	87	64Gam UMa	2.4330	11000.	99	14642	No
7	GOM_NL__2PRFIN20041218_002314_000000432033_00059_14642_8256.N1	18-DEC-2004 00:23:14	Bright	42.500	39	85Eta UMa	1.8540	24000.	85	14642	No
8	GOM_NL__2PRFIN20041218_002639_000000412033_00059_14642_8257.N1	18-DEC-2004 00:26:39	Bright	40.500	180	27Gam Boo	3.0400	8000.0	81	14642	No
9	GOM_NL__2PRFIN20041218_002956_000000552033_00059_14642_8258.N1	18-DEC-2004 00:29:56	Bright	55.000	83		2.3780	11000.	110	14642	No
10	GOM_NL__2PRFIN20041218_003318_000000452033_00059_14642_8259.N1	18-DEC-2004 00:33:18	Bright	44.500	111	8Eta Boo	2.6800	6000.0	89	14642	No
11	GOM_NL__2PRFIN20041218_003501_000000362033_00059_14642_8260.N1	18-DEC-2004 00:35:01	Bright	35.500	102	24Alp Ser	2.6000	4250.0	71	14642	No
12	GOM_NL__2PRFIN20041218_004329_000000552033_00059_14642_8261.N1	18-DEC-2004 00:43:29	Twilight	55.000	15	67Alp Vir	0.97600	28000.	110	14642	No
13	GOM_NL__2PRFIN20041218_004700_000000482033_00059_14642_8262.N1	18-DEC-2004 00:47:00	Dark	48.000	169	46Gam Hya	2.9910	4700.0	96	14642	No
14	GOM_NL__2PRFIN20041218_005031_000000392033_00059_14642_8263.N1	18-DEC-2004 00:50:31	Dark	39.000	78	Alp Lup	2.3040	28000.	78	14642	No
15	GOM_NL__2PRFIN20041218_005405_000000452033_00059_14642_8264.N1	18-DEC-2004 00:54:05	Dark	44.500	4	Alp1Cen	-0.010000	5800.0	89	14642	No
16	GOM_NL__2PRFIN20041218_010207_000000412033_00060_14643_8230.N1	18-DEC-2004 01:02:07	Dark	40.500	159	Ups Car	2.9200	7200.0	81	14643	No
17	GOM_NL__2PRFIN20041218_010331_000000442033_00060_14643_8231.N1	18-DEC-2004 01:03:31	Dark	43.500	71	lot Car	2.2460	7700.0	87	14643	No
18	GOM_NL__2PRFIN20041218_010521_000000572033_00060_14643_8232.N1	18-DEC-2004 01:05:21	Dark	57.000	41	Eps Car	1.8600	4100.0	114	14643	No
19	GOM_NL__2PRFIN20041218_010812_000000502033_00060_14643_8233.N1	18-DEC-2004 01:08:12	Dark	50.000	34	Gam2Vel	1.7930	23000.	100	14643	No
20	GOM_NL__2PRFIN20041218_011012_000000512033_00060_14643_8234.N1	18-DEC-2004 01:10:12	Dark	50.500	2	Alp Car	-0.73600	7000.0	101	14643	No
21	GOM_NL__2PRFIN20041218_011300_000000552033_00060_14643_8235.N1	18-DEC-2004 01:13:00	Dark	55.000	117	Pi Pup	2.7060	3800.0	110	14643	No
22	GOM_NL__2PRFIN20041218_011612_000000562033_00060_14643_8236.N1	18-DEC-2004 01:16:12	Straylight	56.000	23	21Eps CMa	1.5020	26000.	112	14643	No
23	GOM_NL__2PRFIN20041218_011755_000000592033_00060_14643_8237.N1	18-DEC-2004 01:17:55	Straylight	59.000	179	24Omi2CMa	3.0320	24000.	118	14643	No
24	GOM_NL__2PRFIN20041218_012051_000000662033_00060_14643_8238.N1	18-DEC-2004 01:20:51	Straylight	66.000	1	9Alp CMa	-1.4400	11000.	132	14643	No
25	GOM_NL__2PRFIN20041218_012404_000000542033_00060_14643_8239.N1	18-DEC-2004 01:24:04	Straylight	53.500	7	19Bet Ori	0.10000	14000.	107	14643	No
26	GOM_NL__2PRFIN20041218_012615_000000522033_00060_14643_8240.N1	18-DEC-2004 01:26:15	Straylight	51.500	30	46Eps Ori	1.6940	30000.	103	14643	No
27	GOM_NL__2PRFIN20041218_012919_000000602033_00060_14643_8241.N1	18-DEC-2004 01:29:19	Twilight	60.000	14	58Alp Ori	0.87000	3000.0	120	14643	No
28	GOM_NL__2PRFIN20041218_013123_000000532033_00060_14643_8242.N1	18-DEC-2004 01:31:23	Twilight	53.000	13	87Alp Tau	0.86700	3800.0	106	14643	No
29	GOM_NL__2PRFIN20041218_013339_000000392033_00060_14643_8243.N1	18-DEC-2004 01:33:39	Bright	38.500	146	25Eta Tau	2.8730	15200.	77	14643	No
30	GOM_NL__2PRFIN20041218_013544_000000412033_00060_14643_8244.N1	18-DEC-2004 01:35:44	Bright	40.500	150	44Zet Per	2.8900	28000.	81	14643	No
31	GOM_NL__2PRFIN20041218_013803_000000372033_00060_14643_8245.N1	18-DEC-2004 01:38:03	Bright	36.500	149	45Eps Per	2.8880	30000.	73	14643	No
32	GOM_NL__2PRFIN20041218_014016_000000362033_00060_14643_8246.N1	18-DEC-2004 01:40:16	Bright	36.000	175	39Del Per	3.0100	19400.	72	14643	No
33	GOM_NL__2PRFIN20041218_014204_000000382033_00060_14643_8247.N1	18-DEC-2004 01:42:04	Bright	38.000	160	23Gam Per	2.9300	4700.0	76	14643	No
34	GOM_NL__2PRFIN20041218_014524_000000362033_00060_14643_8248.N1	18-DEC-2004 01:45:24	Bright	36.000	110	37Del Cas	2.6780	8900.0	72	14643	No
35	GOM_NL__2PRFIN20041218_015154_000000382033_00060_14643_8249.N1	18-DEC-2004 01:51:54	Bright	38.000	49	1Alp UMi	1.9900	6300.0	76	14643	No
36	GOM_NL__2PRFIN20041218_015639_000000392033_00060_14643_8250.N1	18-DEC-2004 01:56:39	Bright	39.000	60	7Bet UMi	2.0810	3950.0	78	14643	No
37	GOM_NL__2PRFIN20041218_015809_000000522033_00060_14643_8251.N1	18-DEC-2004 01:58:09	Bright	52.000	82	48Bet UMa	2.3650	10600.	104	14643	No
38	GOM_NL__2PRFIN20041218_020043_000000482033_00060_14643_8252.N1	18-DEC-2004 02:00:43	Bright	47.500	87	64Gam UMa	2.4330	11000.	95	14643	No
39	GOM_NL__2PRFIN20041218_020350_000000412033_00060_14643_8253.N1	18-DEC-2004 02:03:50	Bright	40.500	39	85Eta UMa	1.8540	24000.	81	14643	No
40	GOM_NL__2PRFIN20041218_020716_000000392033_00060_14643_8254.N1	18-DEC-2004 02:07:16	Bright	39.000	180	27Gam Boo	3.0400	8000.0	78	14643	No
41	GOM_NL__2PRFIN20041218_021032_000000372033_00060_14643_8255.N1	18-DEC-2004 02:10:32	Bright	36.500	83		2.3780	11000.	73	14643	No
42	GOM_NL__2PRFIN20041218_022237_000000412033_00060_14643_8256.N1	18-DEC-2004 02:22:37	Bright	41.000	122	9Alp2Lib	2.7470	9700.0	82	14643	No

43	GOM_NL__2PRFIN20041218_022404_000000562033_00060_14643_8257.N1	18-DEC-2004 02:24:04	Twilight	55.500	15	67Alp Vir	0.97600	28000.	111	14643	No
44	GOM_NL__2PRFIN20041218_022735_000000532033_00060_14643_8258.N1	18-DEC-2004 02:27:35	Dark	53.000	169	46Gam Hya	2.9910	4700.0	106	14643	No
45	GOM_NL__2PRFIN20041218_022953_000000412033_00060_14643_8259.N1	18-DEC-2004 02:29:53	Dark	41.000	81	Eta Cen	2.3560	28000.	82	14643	No
46	GOM_NL__2PRFIN20041218_023106_000000402033_00060_14643_8260.N1	18-DEC-2004 02:31:06	Dark	39.500	78	Alp Lup	2.3040	28000.	79	14643	No
47	GOM_NL__2PRFIN20041218_023441_000000522033_00060_14643_8261.N1	18-DEC-2004 02:34:41	Dark	52.000	4	Alp1Cen	-0.010000	5800.0	104	14643	No
48	GOM_NL__2PRFIN20041218_024243_000000422033_00061_14644_8233.N1	18-DEC-2004 02:42:43	Dark	41.500	159	Ups Car	2.9200	7200.0	83	14644	No
49	GOM_NL__2PRFIN20041218_024408_000000432033_00061_14644_8234.N1	18-DEC-2004 02:44:08	Dark	43.000	71	Iot Car	2.2460	7700.0	86	14644	No
50	GOM_NL__2PRFIN20041218_024600_000000562033_00061_14644_8235.N1	18-DEC-2004 02:46:00	Dark	55.500	41	Eps Car	1.8600	4100.0	111	14644	No
51	GOM_NL__2PRFIN20041218_024850_000000542033_00061_14644_8236.N1	18-DEC-2004 02:48:50	Dark	54.000	34	Gam2Vel	1.7930	23000.	108	14644	No
52	GOM_NL__2PRFIN20041218_025048_000000412033_00061_14644_8237.N1	18-DEC-2004 02:50:48	Dark	40.500	2	Alp Car	-0.73600	7000.0	81	14644	No
53	GOM_NL__2PRFIN20041218_025337_000000542033_00061_14644_8238.N1	18-DEC-2004 02:53:37	Dark	54.000	117	Pi Pup	2.7060	3800.0	108	14644	No
54	GOM_NL__2PRFIN20041218_025648_000000602033_00061_14644_8239.N1	18-DEC-2004 02:56:48	Straylight	59.500	23	21Eps CMa	1.5020	26000.	119	14644	No
55	GOM_NL__2PRFIN20041218_025831_000000592033_00061_14644_8240.N1	18-DEC-2004 02:58:31	Straylight	58.500	179	24Omi2CMa	3.0320	24000.	117	14644	No
56	GOM_NL__2PRFIN20041218_030127_000000662033_00061_14644_8241.N1	18-DEC-2004 03:01:27	Straylight	66.000	1	9Alp CMa	-1.4400	11000.	132	14644	No
57	GOM_NL__2PRFIN20041218_030440_000000512033_00061_14644_8242.N1	18-DEC-2004 03:04:40	Straylight	51.000	7	19Bet Ori	0.10000	14000.	102	14644	No
58	GOM_NL__2PRFIN20041218_030652_000000492033_00061_14644_8243.N1	18-DEC-2004 03:06:52	Straylight	49.000	30	46Eps Ori	1.6940	30000.	98	14644	No
59	GOM_NL__2PRFIN20041218_030955_000000602033_00061_14644_8244.N1	18-DEC-2004 03:09:55	Twilight	60.000	14	58Alp Ori	0.87000	3000.0	120	14644	No
60	GOM_NL__2PRFIN20041218_031157_000000532033_00061_14644_8245.N1	18-DEC-2004 03:11:57	Twilight	53.000	13	87Alp Tau	0.86700	3800.0	106	14644	No
61	GOM_NL__2PRFIN20041218_031415_000000382033_00061_14644_8246.N1	18-DEC-2004 03:14:15	Bright	38.000	146	25Eta Tau	2.8730	15200.	76	14644	No
62	GOM_NL__2PRFIN20041218_031622_000000402033_00061_14644_8247.N1	18-DEC-2004 03:16:22	Bright	39.500	150	44Zet Per	2.8900	28000.	79	14644	No
63	GOM_NL__2PRFIN20041218_031839_000000362033_00061_14644_8248.N1	18-DEC-2004 03:18:39	Bright	36.000	149	45Eps Per	2.8880	30000.	72	14644	No
64	GOM_NL__2PRFIN20041218_032051_000000382033_00061_14644_8249.N1	18-DEC-2004 03:20:51	Bright	38.000	175	39Del Per	3.0100	19400.	76	14644	No
65	GOM_NL__2PRFIN20041218_032240_000000382033_00061_14644_8250.N1	18-DEC-2004 03:22:40	Bright	38.000	160	23Gam Per	2.9300	4700.0	76	14644	No
66	GOM_NL__2PRFIN20041218_032601_000000372033_00061_14644_8251.N1	18-DEC-2004 03:26:01	Bright	37.000	110	37Del Cas	2.6780	8900.0	74	14644	No
67	GOM_NL__2PRFIN20041218_033714_000000392033_00061_14644_8252.N1	18-DEC-2004 03:37:14	Bright	39.000	60	7Bet UMi	2.0810	3950.0	78	14644	No
68	GOM_NL__2PRFIN20041218_033845_000000522033_00061_14644_8253.N1	18-DEC-2004 03:38:45	Bright	52.000	82	48Bet UMa	2.3650	10600.	104	14644	No
69	GOM_NL__2PRFIN20041218_034118_000000502033_00061_14644_8254.N1	18-DEC-2004 03:41:18	Bright	50.000	87	64Gam UMa	2.4330	11000.	100	14644	No
70	GOM_NL__2PRFIN20041218_034426_000000422033_00061_14644_8255.N1	18-DEC-2004 03:44:26	Bright	42.000	39	85Eta UMa	1.8540	24000.	84	14644	No
71	GOM_NL__2PRFIN20041218_034752_000000402033_00061_14644_8256.N1	18-DEC-2004 03:47:52	Bright	39.500	180	27Gam Boo	3.0400	8000.0	79	14644	No
72	GOM_NL__2PRFIN20041218_035108_000000392033_00061_14644_8257.N1	18-DEC-2004 03:51:08	Bright	38.500	83		2.3780	11000.	77	14644	No
73	GOM_NL__2PRFIN20041218_035431_000000612033_00061_14644_8258.N1	18-DEC-2004 03:54:31	Bright	61.000	111	8Eta Boo	2.6800	6000.0	122	14644	No
74	GOM_NL__2PRFIN20041218_035612_000000382033_00061_14644_8259.N1	18-DEC-2004 03:56:12	Bright	37.500	102	24Alp Ser	2.6000	4250.0	75	14644	No
75	GOM_NL__2PRFIN20041218_035844_000000572033_00061_14644_8260.N1	18-DEC-2004 03:58:44	Bright	56.500	138	47Eps Vir	2.8280	4700.0	113	14644	No
76	GOM_NL__2PRFIN20041218_040314_000000532033_00061_14644_8261.N1	18-DEC-2004 04:03:14	Bright	53.000	122	9Alp2Lib	2.7470	9700.0	106	14644	No
77	GOM_NL__2PRFIN20041218_040443_000000512033_00061_14644_8262.N1	18-DEC-2004 04:04:43	Twilight	51.000	15	67Alp Vir	0.97600	28000.	102	14644	No
78	GOM_NL__2PRFIN20041218_040813_000000492033_00061_14644_8263.N1	18-DEC-2004 04:08:13	Dark	49.000	169	46Gam Hya	2.9910	4700.0	98	14644	No
79	GOM_NL__2PRFIN20041218_041029_000000422033_00061_14644_8264.N1	18-DEC-2004 04:10:29	Dark	41.500	81	Eta Cen	2.3560	28000.	83	14644	No
80	GOM_NL__2PRFIN20041218_041144_000000422033_00061_14644_8265.N1	18-DEC-2004 04:11:44	Dark	41.500	78	Alp Lup	2.3040	28000.	83	14644	No
81	GOM_NL__2PRFIN20041218_041517_000000472033_00061_14644_8266.N1	18-DEC-2004 04:15:17	Dark	47.000	4	Alp1Cen	-0.010000	5800.0	94	14644	No
82	GOM_NL__2PRFIN20041218_041823_000000492033_00062_14645_8231.N1	18-DEC-2004 04:18:23	Dark	49.000	12	Alp1Cru	0.77500	30000.	98	14645	No
83	GOM_NL__2PRFIN20041218_042320_000000412033_00062_14645_8232.N1	18-DEC-2004 04:23:20	Dark	40.500	159	Ups Car	2.9200	7200.0	81	14645	No
84	GOM_NL__2PRFIN20041218_042445_000000452033_00062_14645_8233.N1	18-DEC-2004 04:24:45	Dark	44.500	71	Iot Car	2.2460	7700.0	89	14645	No
85	GOM_NL__2PRFIN20041218_042636_000000462033_00062_14645_8234.N1	18-DEC-2004 04:26:36	Dark	46.000	41	Eps Car	1.8600	4100.0	92	14645	No
86	GOM_NL__2PRFIN20041218_042927_000000502033_00062_14645_8235.N1	18-DEC-2004 04:29:27	Dark	50.000	34	Gam2Vel	1.7930	23000.	100	14645	No
87	GOM_NL__2PRFIN20041218_043124_000000552033_00062_14645_8236.N1	18-DEC-2004 04:31:24	Dark	55.000	2	Alp Car	-0.73600	7000.0	110	14645	No
88	GOM_NL__2PRFIN20041218_043414_000000552033_00062_14645_8237.N1	18-DEC-2004 04:34:14	Dark	54.500	117	Pi Pup	2.7060	3800.0	109	14645	No
89	GOM_NL__2PRFIN20041218_043724_000000542033_00062_14645_8238.N1	18-DEC-2004 04:37:24	Straylight	54.000	23	21Eps CMa	1.5020	26000.	108	14645	No
90	GOM_NL__2PRFIN20041218_043910_000000582033_00062_14645_8239.N1	18-DEC-2004 04:39:10	Straylight	57.500	179	24Omi2CMa	3.0320	24000.	115	14645	No
91	GOM_NL__2PRFIN20041218_044205_000000712033_00062_14645_8240.N1	18-DEC-2004 04:42:05	Straylight	70.500	1	9Alp CMa	-1.4400	11000.	141	14645	No
92	GOM_NL__2PRFIN20041218_044518_000000492033_00062_14645_8241.N1	18-DEC-2004 04:45:18	Straylight	49.000	7	19Bet Ori	0.10000	14000.	98	14645	No
93	GOM_NL__2PRFIN20041218_044728_000000492033_00062_14645_8242.N1	18-DEC-2004 04:47:28	Straylight	49.000	30	46Eps Ori	1.6940	30000.	98	14645	No
94	GOM_NL__2PRFIN20041218_045030_000000582033_00062_14645_8243.N1	18-DEC-2004 04:50:30	Twilight	58.000	14	58Alp Ori	0.87000	3000.0	116	14645	No
95	GOM_NL__2PRFIN20041218_045235_000000522033_00062_14645_8244.N1	18-DEC-2004 04:52:35	Twilight	51.500	13	87Alp Tau	0.86700	3800.0	103	14645	No
96	GOM_NL__2PRFIN20041218_045450_000000392033_00062_14645_8245.N1	18-DEC-2004 04:54:50	Bright	38.500	146	25Eta Tau	2.8730	15200.	77	14645	No
97	GOM_NL__2PRFIN20041218_045659_000000382033_00062_14645_8246.N1	18-DEC-2004 04:56:59	Bright	37.500	150	44Zet Per	2.8900	28000.	75	14645	No
98	GOM_NL__2PRFIN20041218_045915_000000372033_00062_14645_8247.N1	18-DEC-2004 04:59:15	Bright	37.000	149	45Eps Per	2.8880	30000.	74	14645	No
99	GOM_NL__2PRFIN20041218_050127_000000382033_00062_14645_8248.N1	18-DEC-2004 05:01:27	Bright	37.500	175	39Del Per	3.0100	19400.	75	14645	No
100	GOM_NL__2PRFIN20041218_050316_000000382033_00062_14645_8249.N1	18-DEC-2004 05:03:16	Bright	38.000	160	23Gam Per	2.9300	4700.0	76	14645	No
101	GOM_NL__2PRFIN20041218_050636_000000382033_00062_14645_8250.N1	18-DEC-2004 05:06:36	Bright	38.000	110	37Del Cas	2.6780	8900.0	76	14645	No

102	GOM_NL__2PRFIN20041218_051750_000000402033_00062_14645_8251.N1	18-DEC-2004 05:17:50	Bright	40.000	60	7Bet UMi	2.0810	3950.0	80	14645	No
103	GOM_NL__2PRFIN20041218_051920_000000532033_00062_14645_8252.N1	18-DEC-2004 05:19:20	Bright	53.000	82	48Bet UMa	2.3650	10600.	106	14645	No
104	GOM_NL__2PRFIN20041218_052154_000000502033_00062_14645_8253.N1	18-DEC-2004 05:21:54	Bright	50.000	87	64Gam Uma	2.4330	11000.	100	14645	No
105	GOM_NL__2PRFIN20041218_052502_000000412033_00062_14645_8254.N1	18-DEC-2004 05:25:02	Bright	40.500	39	85Eta UMa	1.8540	24000.	81	14645	No
106	GOM_NL__2PRFIN20041218_052828_000000392033_00062_14645_8255.N1	18-DEC-2004 05:28:28	Bright	39.000	180	27Gam Boo	3.0400	8000.0	78	14645	No
107	GOM_NL__2PRFIN20041218_053144_000000392033_00062_14645_8256.N1	18-DEC-2004 05:31:44	Bright	38.500	83		2.3780	11000.	77	14645	No
108	GOM_NL__2PRFIN20041218_053507_000000612033_00062_14645_8257.N1	18-DEC-2004 05:35:07	Bright	61.000	111	8Eta Boo	2.6800	6000.0	122	14645	No
109	GOM_NL__2PRFIN20041218_053648_000000382033_00062_14645_8258.N1	18-DEC-2004 05:36:48	Bright	38.000	102	24Alp Ser	2.6000	4250.0	76	14645	No
110	GOM_NL__2PRFIN20041218_053921_000000582033_00062_14645_8259.N1	18-DEC-2004 05:39:21	Bright	57.500	138	47Eps Vir	2.8280	4700.0	115	14645	No
111	GOM_NL__2PRFIN20041218_054351_000000532033_00062_14645_8260.N1	18-DEC-2004 05:43:51	Bright	53.000	122	9Alp2Lib	2.7470	9700.0	106	14645	No
112	GOM_NL__2PRFIN20041218_054520_000000572033_00062_14645_8261.N1	18-DEC-2004 05:45:20	Tw_i_and_stray	56.500	15	67Alp Vir	0.97600	28000.	113	14645	No
113	GOM_NL__2PRFIN20041218_054848_000000522033_00062_14645_8262.N1	18-DEC-2004 05:48:48	Dark	51.500	169	46Gam Hya	2.9910	4700.0	103	14645	No
114	GOM_NL__2PRFIN20041218_055106_000000412033_00062_14645_8263.N1	18-DEC-2004 05:51:06	Dark	41.000	81	Eta Cen	2.3560	28000.	82	14645	No
115	GOM_NL__2PRFIN20041218_055220_000000422033_00062_14645_8264.N1	18-DEC-2004 05:52:20	Dark	41.500	78	Alp Lup	2.3040	28000.	83	14645	No
116	GOM_NL__2PRFIN20041218_055900_000000422033_00063_14646_8228.N1	18-DEC-2004 05:59:00	Dark	41.500	12	Alp1Cru	0.77500	30000.	83	14646	No
117	GOM_NL__2PRFIN20041218_060357_000000402033_00063_14646_8229.N1	18-DEC-2004 06:03:57	Dark	40.000	159	Ups Car	2.9200	7200.0	80	14646	No
118	GOM_NL__2PRFIN20041218_060522_000000442033_00063_14646_8230.N1	18-DEC-2004 06:05:22	Dark	44.000	71	Iot Car	2.2460	7700.0	88	14646	No
119	GOM_NL__2PRFIN20041218_060714_000000482033_00063_14646_8231.N1	18-DEC-2004 06:07:14	Dark	47.500	41	Eps Car	1.8600	4100.0	95	14646	No
120	GOM_NL__2PRFIN20041218_061004_000000512033_00063_14646_8232.N1	18-DEC-2004 06:10:04	Dark	50.500	34	Gam2Vel	1.7930	23000.	101	14646	No
121	GOM_NL__2PRFIN20041218_061201_000000472033_00063_14646_8233.N1	18-DEC-2004 06:12:01	Dark	46.500	2	Alp Car	-0.73600	7000.0	93	14646	No
122	GOM_NL__2PRFIN20041218_061451_000000532033_00063_14646_8234.N1	18-DEC-2004 06:14:51	Dark	52.500	117	Pi Pup	2.7060	3800.0	105	14646	No
123	GOM_NL__2PRFIN20041218_061801_000000552033_00063_14646_8235.N1	18-DEC-2004 06:18:01	Straylight	54.500	23	21Eps CMa	1.5020	26000.	109	14646	No
124	GOM_NL__2PRFIN20041218_061946_000000562033_00063_14646_8236.N1	18-DEC-2004 06:19:46	Straylight	56.000	179	24Omi2CMa	3.0320	24000.	112	14646	No
125	GOM_NL__2PRFIN20041218_062241_000000712033_00063_14646_8237.N1	18-DEC-2004 06:22:41	Straylight	71.000	1	9Alp CMa	-1.4400	11000.	142	14646	No
126	GOM_NL__2PRFIN20041218_062555_000000492033_00063_14646_8238.N1	18-DEC-2004 06:25:55	Straylight	48.500	7	19Bet Ori	0.10000	14000.	97	14646	No
127	GOM_NL__2PRFIN20041218_062804_000000502033_00063_14646_8239.N1	18-DEC-2004 06:28:04	Straylight	49.500	30	46Eps Ori	1.6940	30000.	99	14646	No
128	GOM_NL__2PRFIN20041218_063106_000000602033_00063_14646_8240.N1	18-DEC-2004 06:31:06	Tw_i_and_stray	60.000	14	58Alp Ori	0.87000	3000.0	120	14646	No
129	GOM_NL__2PRFIN20041218_063311_000000472033_00063_14646_8241.N1	18-DEC-2004 06:33:11	Tw_i_and_stray	47.000	13	87Alp Tau	0.86700	3800.0	94	14646	No
130	GOM_NL__2PRFIN20041218_063528_000000392033_00063_14646_8242.N1	18-DEC-2004 06:35:28	Bright	39.000	146	25Eta Tau	2.8730	15200.	78	14646	No
131	GOM_NL__2PRFIN20041218_063736_000000362033_00063_14646_8243.N1	18-DEC-2004 06:37:36	Bright	36.000	150	44Zet Per	2.8900	28000.	72	14646	No
132	GOM_NL__2PRFIN20041218_063952_000000352033_00063_14646_8244.N1	18-DEC-2004 06:39:52	Bright	35.000	149	45Eps Per	2.8880	30000.	70	14646	No
133	GOM_NL__2PRFIN20041218_064204_000000362033_00063_14646_8245.N1	18-DEC-2004 06:42:04	Bright	36.000	175	39Del Per	3.0100	19400.	72	14646	No
134	GOM_NL__2PRFIN20041218_064353_000000382033_00063_14646_8246.N1	18-DEC-2004 06:43:53	Bright	38.000	160	23Gam Per	2.9300	4700.0	76	14646	No
135	GOM_NL__2PRFIN20041218_064713_000000382033_00063_14646_8247.N1	18-DEC-2004 06:47:13	Bright	38.000	110	37Del Cas	2.6780	8900.0	76	14646	No
136	GOM_NL__2PRFIN20041218_065826_000000412033_00063_14646_8248.N1	18-DEC-2004 06:58:26	Bright	40.500	60	7Bet UMi	2.0810	3950.0	81	14646	No
137	GOM_NL__2PRFIN20041218_065955_000000522033_00063_14646_8249.N1	18-DEC-2004 06:59:55	Bright	52.000	82	48Bet UMa	2.3650	10600.	104	14646	No
138	GOM_NL__2PRFIN20041218_070229_000000502033_00063_14646_8250.N1	18-DEC-2004 07:02:29	Bright	49.500	87	64Gam Uma	2.4330	11000.	99	14646	No
139	GOM_NL__2PRFIN20041218_070537_000000432033_00063_14646_8251.N1	18-DEC-2004 07:05:37	Bright	42.500	39	85Eta UMa	1.8540	24000.	85	14646	No
140	GOM_NL__2PRFIN20041218_070904_000000402033_00063_14646_8252.N1	18-DEC-2004 07:09:04	Bright	40.000	180	27Gam Boo	3.0400	8000.0	80	14646	No
141	GOM_NL__2PRFIN20041218_071220_000000392033_00063_14646_8253.N1	18-DEC-2004 07:12:20	Bright	39.000	83		2.3780	11000.	78	14646	No
142	GOM_NL__2PRFIN20041218_071544_000000452033_00063_14646_8254.N1	18-DEC-2004 07:15:44	Bright	44.500	111	8Eta Boo	2.6800	6000.0	89	14646	No
143	GOM_NL__2PRFIN20041218_071726_000000362033_00063_14646_8255.N1	18-DEC-2004 07:17:26	Bright	35.500	102	24Alp Ser	2.6000	4250.0	71	14646	No
144	GOM_NL__2PRFIN20041218_071957_000000592033_00063_14646_8256.N1	18-DEC-2004 07:19:57	Bright	59.000	138	47Eps Vir	2.8280	4700.0	118	14646	No
145	GOM_NL__2PRFIN20041218_072427_000000382033_00063_14646_8257.N1	18-DEC-2004 07:24:27	Bright	38.000	122	9Alp2Lib	2.7470	9700.0	76	14646	No
146	GOM_NL__2PRFIN20041218_072557_000000512033_00063_14646_8258.N1	18-DEC-2004 07:25:57	Tw_i_and_stray	50.500	15	67Alp Vir	0.97600	28000.	101	14646	No
147	GOM_NL__2PRFIN20041218_072927_000000482033_00063_14646_8259.N1	18-DEC-2004 07:29:27	Dark	48.000	169	46Gam Hya	2.9910	4700.0	96	14646	No
148	GOM_NL__2PRFIN20041218_073142_000000422033_00063_14646_8260.N1	18-DEC-2004 07:31:42	Dark	41.500	81	Eta Cen	2.3560	28000.	83	14646	No
149	GOM_NL__2PRFIN20041218_073257_000000422033_00063_14646_8261.N1	18-DEC-2004 07:32:57	Dark	41.500	78	Alp Lup	2.3040	28000.	83	14646	No
150	GOM_NL__2PRFIN20041218_073936_000000422033_00064_14647_7418.N1	18-DEC-2004 07:39:36	Dark	42.000	12	Alp1Cru	0.77500	30000.	84	14647	No
151	GOM_NL__2PRFIN20041218_074433_000000422033_00064_14647_7419.N1	18-DEC-2004 07:44:33	Dark	41.500	159	Ups Car	2.9200	7200.0	83	14647	No
152	GOM_NL__2PRFIN20041218_074558_000000432033_00064_14647_7420.N1	18-DEC-2004 07:45:58	Dark	43.000	71	Iot Car	2.2460	7700.0	86	14647	No
153	GOM_NL__2PRFIN20041218_074750_000000532033_00064_14647_7421.N1	18-DEC-2004 07:47:50	Dark	53.000	41	Eps Car	1.8600	4100.0	106	14647	No
154	GOM_NL__2PRFIN20041218_075041_000000482033_00064_14647_7422.N1	18-DEC-2004 07:50:41	Dark	47.500	34	Gam2Vel	1.7930	23000.	95	14647	No
155	GOM_NL__2PRFIN20041218_075237_000000482033_00064_14647_7423.N1	18-DEC-2004 07:52:37	Dark	47.500	2	Alp Car	-0.73600	7000.0	95	14647	No
156	GOM_NL__2PRFIN20041218_075527_000000552033_00064_14647_7424.N1	18-DEC-2004 07:55:27	Dark	54.500	117	Pi Pup	2.7060	3800.0	109	14647	No
157	GOM_NL__2PRFIN20041218_075837_000000542033_00064_14647_7425.N1	18-DEC-2004 07:58:37	Straylight	53.500	23	21Eps CMa	1.5020	26000.	107	14647	No
158	GOM_NL__2PRFIN20041218_080022_000000572033_00064_14647_7426.N1	18-DEC-2004 08:00:22	Straylight	56.500	179	24Omi2CMa	3.0320	24000.	113	14647	No
159	GOM_NL__2PRFIN20041218_080317_000000712033_00064_14647_7427.N1	18-DEC-2004 08:03:17	Straylight	70.500	1	9Alp CMa	-1.4400	11000.	141	14647	No
160	GOM_NL__2PRFIN20041218_080631_000000532033_00064_14647_7428.N1	18-DEC-2004 08:06:31	Straylight	53.000	7	19Bet Ori	0.10000	14000.	106	14647	No

161	GOM_NL__2PRFIN20041218_080841_000000512033_00064_14647_7429.N1	18-DEC-2004 08:08:41	Straylight	50.500	30	46Eps Ori	1.6940	30000.	101	14647	No
162	GOM_NL__2PRFIN20041218_081142_000000622033_00064_14647_7430.N1	18-DEC-2004 08:11:42	Tw_i_and_stray	62.000	14	58Alp Ori	0.87000	3000.0	124	14647	No
163	GOM_NL__2PRFIN20041218_081347_000000502033_00064_14647_7431.N1	18-DEC-2004 08:13:47	Tw_i_and_stray	49.500	13	87Alp Tau	0.86700	3800.0	99	14647	No
164	GOM_NL__2PRFIN20041218_081604_000000392033_00064_14647_7432.N1	18-DEC-2004 08:16:04	Bright	38.500	146	25Eta Tau	2.8730	15200.	77	14647	No
165	GOM_NL__2PRFIN20041218_081812_000000382033_00064_14647_7433.N1	18-DEC-2004 08:18:12	Bright	37.500	150	44Zet Per	2.8900	28000.	75	14647	No
166	GOM_NL__2PRFIN20041218_082027_000000372033_00064_14647_7434.N1	18-DEC-2004 08:20:27	Bright	36.500	149	45Eps Per	2.8880	30000.	73	14647	No
167	GOM_NL__2PRFIN20041218_082240_000000372033_00064_14647_7435.N1	18-DEC-2004 08:22:40	Bright	36.500	175	39Del Per	3.0100	19400.	73	14647	No
168	GOM_NL__2PRFIN20041218_082430_000000362033_00064_14647_7436.N1	18-DEC-2004 08:24:30	Bright	36.000	160	23Gam Per	2.9300	4700.0	72	14647	No
169	GOM_NL__2PRFIN20041218_082749_000000392033_00064_14647_7437.N1	18-DEC-2004 08:27:49	Bright	39.000	110	37Del Cas	2.6780	8900.0	78	14647	No
170	GOM_NL__2PRFIN20041218_083420_000000382033_00064_14647_7438.N1	18-DEC-2004 08:34:20	Bright	37.500	49	1Alp UMi	1.9900	6300.0	75	14647	No
171	GOM_NL__2PRFIN20041218_083902_000000392033_00064_14647_7439.N1	18-DEC-2004 08:39:02	Bright	39.000	60	7Bet UMi	2.0810	3950.0	78	14647	No
172	GOM_NL__2PRFIN20041218_084030_000000532033_00064_14647_7440.N1	18-DEC-2004 08:40:30	Bright	53.000	82	48Bet UMa	2.3650	10600.	106	14647	No
173	GOM_NL__2PRFIN20041218_084305_000000502033_00064_14647_7441.N1	18-DEC-2004 08:43:05	Bright	50.000	87	64Gam UMa	2.4330	11000.	100	14647	No
174	GOM_NL__2PRFIN20041218_084613_000000402033_00064_14647_7442.N1	18-DEC-2004 08:46:13	Bright	40.000	39	85Eta UMa	1.8540	24000.	80	14647	No
175	GOM_NL__2PRFIN20041218_084940_000000412033_00064_14647_7443.N1	18-DEC-2004 08:49:40	Bright	40.500	180	27Gam Boo	3.0400	8000.0	81	14647	No
176	GOM_NL__2PRFIN20041218_085256_000000382033_00064_14647_7444.N1	18-DEC-2004 08:52:56	Bright	38.000	83		2.3780	11000.	76	14647	No
177	GOM_NL__2PRFIN20041218_085621_000000612033_00064_14647_7445.N1	18-DEC-2004 08:56:21	Bright	61.000	111	8Eta Boo	2.6800	6000.0	122	14647	No
178	GOM_NL__2PRFIN20041218_085803_000000362033_00064_14647_7446.N1	18-DEC-2004 08:58:03	Bright	35.500	102	24Alp Ser	2.6000	4250.0	71	14647	No
179	GOM_NL__2PRFIN20041218_090034_000000602033_00064_14647_7447.N1	18-DEC-2004 09:00:34	Bright	60.000	138	47Eps Vir	2.8280	4700.0	120	14647	No
180	GOM_NL__2PRFIN20041218_090504_000000502033_00064_14647_7448.N1	18-DEC-2004 09:05:04	Bright	50.000	122	9Alp2Lib	2.7470	9700.0	100	14647	No
181	GOM_NL__2PRFIN20041218_090634_000000582033_00064_14647_7449.N1	18-DEC-2004 09:06:34	Tw_i_and_stray	57.500	15	67Alp Vir	0.97600	28000.	115	14647	No
182	GOM_NL__2PRFIN20041218_091005_000000492033_00064_14647_7450.N1	18-DEC-2004 09:10:05	Dark	49.000	169	46Gam Hya	2.9910	4700.0	98	14647	No
183	GOM_NL__2PRFIN20041218_091219_000000402033_00064_14647_7451.N1	18-DEC-2004 09:12:19	Dark	39.500	81	Eta Cen	2.3560	28000.	79	14647	No
184	GOM_NL__2PRFIN20041218_091333_000000392033_00064_14647_7452.N1	18-DEC-2004 09:13:33	Dark	39.000	78	Alp Lup	2.3040	28000.	78	14647	No
185	GOM_NL__2PRFIN20041218_092012_000000412033_00065_14648_7418.N1	18-DEC-2004 09:20:12	Dark	40.500	12	Alp1Cru	0.77500	30000.	81	14648	No
186	GOM_NL__2PRFIN20041218_092510_000000412033_00065_14648_7419.N1	18-DEC-2004 09:25:10	Dark	40.500	159	Ups Car	2.9200	7200.0	81	14648	No
187	GOM_NL__2PRFIN20041218_092635_000000432033_00065_14648_7420.N1	18-DEC-2004 09:26:35	Dark	43.000	71	lot Car	2.2460	7700.0	86	14648	No
188	GOM_NL__2PRFIN20041218_092827_000000502033_00065_14648_7421.N1	18-DEC-2004 09:28:27	Dark	49.500	41	Eps Car	1.8600	4100.0	99	14648	No
189	GOM_NL__2PRFIN20041218_093118_000000492033_00065_14648_7422.N1	18-DEC-2004 09:31:18	Dark	48.500	34	Gam2Vel	1.7930	23000.	97	14648	No
190	GOM_NL__2PRFIN20041218_093314_000000462033_00065_14648_7423.N1	18-DEC-2004 09:33:14	Dark	45.500	2	Alp Car	-0.73600	7000.0	91	14648	No
191	GOM_NL__2PRFIN20041218_093604_000000552033_00065_14648_7424.N1	18-DEC-2004 09:36:04	Dark	55.000	117	Pi Pup	2.7060	3800.0	110	14648	No
192	GOM_NL__2PRFIN20041218_093913_000000572033_00065_14648_7425.N1	18-DEC-2004 09:39:13	Straylight	56.500	23	21Eps CMa	1.5020	26000.	113	14648	No
193	GOM_NL__2PRFIN20041218_094058_000000542033_00065_14648_7426.N1	18-DEC-2004 09:40:58	Straylight	54.000	179	24Omi2CMa	3.0320	24000.	108	14648	No
194	GOM_NL__2PRFIN20041218_094354_000000692033_00065_14648_7427.N1	18-DEC-2004 09:43:54	Straylight	69.000	1	9Alp CMa	-1.4400	11000.	138	14648	No
195	GOM_NL__2PRFIN20041218_094707_000000522033_00065_14648_7428.N1	18-DEC-2004 09:47:07	Straylight	51.500	7	19Bet Ori	0.10000	14000.	103	14648	No
196	GOM_NL__2PRFIN20041218_094917_000000502033_00065_14648_7429.N1	18-DEC-2004 09:49:17	Straylight	49.500	30	46Eps Ori	1.6940	30000.	99	14648	No
197	GOM_NL__2PRFIN20041218_095217_000000642033_00065_14648_7430.N1	18-DEC-2004 09:52:17	Tw_i_and_stray	64.000	14	58Alp Ori	0.87000	3000.0	128	14648	No
198	GOM_NL__2PRFIN20041218_095423_000000512033_00065_14648_7431.N1	18-DEC-2004 09:54:23	Tw_i_and_stray	51.000	13	87Alp Tau	0.86700	3800.0	102	14648	No
199	GOM_NL__2PRFIN20041218_095639_000000382033_00065_14648_7432.N1	18-DEC-2004 09:56:39	Bright	37.500	146	25Eta Tau	2.8730	15200.	75	14648	No
200	GOM_NL__2PRFIN20041218_095847_000000372033_00065_14648_7433.N1	18-DEC-2004 09:58:47	Bright	37.000	150	44Zet Per	2.8900	28000.	74	14648	No
201	GOM_NL__2PRFIN20041218_100103_000000362033_00065_14648_7434.N1	18-DEC-2004 10:01:03	Bright	36.000	149	45Eps Per	2.8880	30000.	72	14648	No
202	GOM_NL__2PRFIN20041218_100316_000000372033_00065_14648_7435.N1	18-DEC-2004 10:03:16	Bright	36.500	175	39Del Per	3.0100	19400.	73	14648	No
203	GOM_NL__2PRFIN20041218_100505_000000392033_00065_14648_7436.N1	18-DEC-2004 10:05:05	Bright	38.500	160	23Gam Per	2.9300	4700.0	77	14648	No
204	GOM_NL__2PRFIN20041218_100825_000000382033_00065_14648_7437.N1	18-DEC-2004 10:08:25	Bright	38.000	110	37Del Cas	2.6780	8900.0	76	14648	No
205	GOM_NL__2PRFIN20041218_101456_000000392033_00065_14648_7438.N1	18-DEC-2004 10:14:56	Bright	38.500	49	1Alp UMi	1.9900	6300.0	77	14648	No
206	GOM_NL__2PRFIN20041218_101938_000000402033_00065_14648_7439.N1	18-DEC-2004 10:19:38	Bright	39.500	60	7Bet UMi	2.0810	3950.0	79	14648	No
207	GOM_NL__2PRFIN20041218_102105_000000522033_00065_14648_7440.N1	18-DEC-2004 10:21:05	Bright	51.500	82	48Bet UMa	2.3650	10600.	103	14648	No
208	GOM_NL__2PRFIN20041218_102340_000000512033_00065_14648_7441.N1	18-DEC-2004 10:23:40	Bright	51.000	87	64Gam UMa	2.4330	11000.	102	14648	No
209	GOM_NL__2PRFIN20041218_102650_000000422033_00065_14648_7442.N1	18-DEC-2004 10:26:50	Bright	42.000	39	85Eta UMa	1.8540	24000.	84	14648	No
210	GOM_NL__2PRFIN20041218_103016_000000382033_00065_14648_7443.N1	18-DEC-2004 10:30:16	Bright	37.500	180	27Gam Boo	3.0400	8000.0	75	14648	No
211	GOM_NL__2PRFIN20041218_103332_000000402033_00065_14648_7444.N1	18-DEC-2004 10:33:32	Bright	39.500	83		2.3780	11000.	79	14648	No
212	GOM_NL__2PRFIN20041218_103657_000000442033_00065_14648_7445.N1	18-DEC-2004 10:36:57	Bright	43.500	111	8Eta Boo	2.6800	6000.0	87	14648	No
213	GOM_NL__2PRFIN20041218_103838_000000362033_00065_14648_7446.N1	18-DEC-2004 10:38:38	Bright	36.000	102	24Alp Ser	2.6000	4250.0	72	14648	No
214	GOM_NL__2PRFIN20041218_104111_000000612033_00065_14648_7447.N1	18-DEC-2004 10:41:11	Bright	60.500	138	47Eps Vir	2.8280	4700.0	121	14648	No
215	GOM_NL__2PRFIN20041218_104539_000000382033_00065_14648_7448.N1	18-DEC-2004 10:45:39	Bright	38.000	122	9Alp2Lib	2.7470	9700.0	76	14648	No
216	GOM_NL__2PRFIN20041218_104711_000000532033_00065_14648_7449.N1	18-DEC-2004 10:47:11	Tw_i_and_stray	52.500	15	67Alp Vir	0.97600	28000.	105	14648	No
217	GOM_NL__2PRFIN20041218_105041_000000492033_00065_14648_7450.N1	18-DEC-2004 10:50:41	Dark	49.000	169	46Gam Hya	2.9910	4700.0	98	14648	No
218	GOM_NL__2PRFIN20041218_105255_000000432033_00065_14648_7451.N1	18-DEC-2004 10:52:55	Dark	42.500	81	Eta Cen	2.3560	28000.	85	14648	No
219	GOM_NL__2PRFIN20041218_105409_000000432033_00065_14648_7452.N1	18-DEC-2004 10:54:09	Dark	43.000	78	Alp Lup	2.3040	28000.	86	14648	No

220	GOM_NL__2PRFIN20041218_110048_000000422033_00066_14649_7418.N1	18-DEC-2004 11:00:48	Dark	41.500	12	Alp1Cru	0.77500	30000.	83	14649	No
221	GOM_NL__2PRFIN20041218_110545_000000412033_00066_14649_7419.N1	18-DEC-2004 11:05:45	Dark	41.000	159	Ups Car	2.9200	7200.0	82	14649	No
222	GOM_NL__2PRFIN20041218_110711_000000432033_00066_14649_7420.N1	18-DEC-2004 11:07:11	Dark	43.000	71	Iot Car	2.2460	7700.0	86	14649	No
223	GOM_NL__2PRFIN20041218_110903_000000462033_00066_14649_7421.N1	18-DEC-2004 11:09:03	Dark	46.000	41	Eps Car	1.8600	4100.0	92	14649	No
224	GOM_NL__2PRFIN20041218_111153_000000482033_00066_14649_7422.N1	18-DEC-2004 11:11:53	Dark	48.000	34	Gam2Vel	1.7930	23000.	96	14649	No
225	GOM_NL__2PRFIN20041218_111350_000000552033_00066_14649_7423.N1	18-DEC-2004 11:13:50	Dark	55.000	2	Alp Car	-0.73600	7000.0	110	14649	No
226	GOM_NL__2PRFIN20041218_111639_000000552033_00066_14649_7424.N1	18-DEC-2004 11:16:39	Dark	55.000	117	Pi Pup	2.7060	3800.0	110	14649	No
227	GOM_NL__2PRFIN20041218_111949_000000572033_00066_14649_7425.N1	18-DEC-2004 11:19:49	Straylight	56.500	23	21Eps CMa	1.5020	26000.	113	14649	No
228	GOM_NL__2PRFIN20041218_112135_000000562033_00066_14649_7426.N1	18-DEC-2004 11:21:35	Straylight	56.000	179	24Omi2CMa	3.0320	24000.	112	14649	No
229	GOM_NL__2PRFIN20041218_112429_000000662033_00066_14649_7427.N1	18-DEC-2004 11:24:29	Straylight	65.500	1	9Alp CMa	-1.4400	11000.	131	14649	No
230	GOM_NL__2PRFIN20041218_112742_000000552033_00066_14649_7428.N1	18-DEC-2004 11:27:42	Straylight	55.000	7	19Bet Ori	0.10000	14000.	110	14649	No
231	GOM_NL__2PRFIN20041218_112952_000000482033_00066_14649_7429.N1	18-DEC-2004 11:29:52	Straylight	47.500	30	46Eps Ori	1.6940	30000.	95	14649	No
232	GOM_NL__2PRFIN20041218_113253_000000622033_00066_14649_7430.N1	18-DEC-2004 11:32:53	Tw_i_and_stray	62.000	14	58Alp Ori	0.87000	3000.0	124	14649	No
233	GOM_NL__2PRFIN20041218_113459_000000532033_00066_14649_7431.N1	18-DEC-2004 11:34:59	Tw_i_and_stray	53.000	13	87Alp Tau	0.86700	3800.0	106	14649	No
234	GOM_NL__2PRFIN20041218_113715_000000392033_00066_14649_7432.N1	18-DEC-2004 11:37:15	Bright	39.000	146	25Eta Tau	2.8730	15200.	78	14649	No
235	GOM_NL__2PRFIN20041218_113923_000000382033_00066_14649_7433.N1	18-DEC-2004 11:39:23	Bright	37.500	150	44Zet Per	2.8900	28000.	75	14649	No
236	GOM_NL__2PRFIN20041218_114139_000000372033_00066_14649_7434.N1	18-DEC-2004 11:41:39	Bright	36.500	149	45Eps Per	2.8880	30000.	73	14649	No
237	GOM_NL__2PRFIN20041218_114351_000000372033_00066_14649_7435.N1	18-DEC-2004 11:43:51	Bright	37.000	175	39Del Per	3.0100	19400.	74	14649	No
238	GOM_NL__2PRFIN20041218_114541_000000392033_00066_14649_7436.N1	18-DEC-2004 11:45:41	Bright	38.500	160	23Gam Per	2.9300	4700.0	77	14649	No
239	GOM_NL__2PRFIN20041218_114902_000000382033_00066_14649_7437.N1	18-DEC-2004 11:49:02	Bright	37.500	110	37Del Cas	2.6780	8900.0	75	14649	No
240	GOM_NL__2PRFIN20041218_115531_000000392033_00066_14649_7438.N1	18-DEC-2004 11:55:31	Bright	38.500	49	1Alp UMi	1.9900	6300.0	77	14649	No
241	GOM_NL__2PRFIN20041218_120014_000000402033_00066_14649_7439.N1	18-DEC-2004 12:00:14	Bright	40.000	60	7Bet UMi	2.0810	3950.0	80	14649	No
242	GOM_NL__2PRFIN20041218_120141_000000522033_00066_14649_7440.N1	18-DEC-2004 12:01:41	Bright	52.000	82	48Bet UMa	2.3650	10600.	104	14649	No
243	GOM_NL__2PRFIN20041218_120416_000000482033_00066_14649_7441.N1	18-DEC-2004 12:04:16	Bright	47.500	87	64Gam UMa	2.4330	11000.	95	14649	No
244	GOM_NL__2PRFIN20041218_120725_000000422033_00066_14649_7442.N1	18-DEC-2004 12:07:25	Bright	41.500	39	85Eta UMa	1.8540	24000.	83	14649	No
245	GOM_NL__2PRFIN20041218_121052_000000392033_00066_14649_7443.N1	18-DEC-2004 12:10:52	Bright	39.000	180	27Gam Boo	3.0400	8000.0	78	14649	No
246	GOM_NL__2PRFIN20041218_121408_000000392033_00066_14649_7444.N1	18-DEC-2004 12:14:08	Bright	39.000	83		2.3780	11000.	78	14649	No
247	GOM_NL__2PRFIN20041218_121733_000000462033_00066_14649_7445.N1	18-DEC-2004 12:17:33	Bright	46.000	111	8Eta Boo	2.6800	6000.0	92	14649	No
248	GOM_NL__2PRFIN20041218_121915_000000352033_00066_14649_7446.N1	18-DEC-2004 12:19:15	Bright	35.000	102	24Alp Ser	2.6000	4250.0	70	14649	No
249	GOM_NL__2PRFIN20041218_122147_000000592033_00066_14649_7447.N1	18-DEC-2004 12:21:47	Bright	59.000	138	47Eps Vir	2.8280	4700.0	118	14649	No
250	GOM_NL__2PRFIN20041218_122615_000000402033_00066_14649_7448.N1	18-DEC-2004 12:26:15	Bright	39.500	122	9Alp2Lib	2.7470	9700.0	79	14649	No
251	GOM_NL__2PRFIN20041218_122747_000000572033_00066_14649_7449.N1	18-DEC-2004 12:27:47	Tw_i_and_stray	57.000	15	67Alp Vir	0.97600	28000.	114	14649	No
252	GOM_NL__2PRFIN20041218_123117_000000522033_00066_14649_7450.N1	18-DEC-2004 12:31:17	Dark	51.500	169	46Gam Hya	2.9910	4700.0	103	14649	No
253	GOM_NL__2PRFIN20041218_123331_000000412033_00066_14649_7451.N1	18-DEC-2004 12:33:31	Dark	40.500	81	Eta Cen	2.3560	28000.	81	14649	No
254	GOM_NL__2PRFIN20041218_123445_000000422033_00066_14649_7452.N1	18-DEC-2004 12:34:45	Dark	41.500	78	Alp Lup	2.3040	28000.	83	14649	No
255	GOM_NL__2PRFIN20041218_124125_000000412033_00067_14650_7418.N1	18-DEC-2004 12:41:25	Dark	41.000	12	Alp1Cru	0.77500	30000.	82	14650	No
256	GOM_NL__2PRFIN20041218_124622_000000412033_00067_14650_7419.N1	18-DEC-2004 12:46:22	Dark	40.500	159	Ups Car	2.9200	7200.0	81	14650	No
257	GOM_NL__2PRFIN20041218_124747_000000432033_00067_14650_7420.N1	18-DEC-2004 12:47:47	Dark	43.000	71	Iot Car	2.2460	7700.0	86	14650	No
258	GOM_NL__2PRFIN20041218_124938_000000432033_00067_14650_7421.N1	18-DEC-2004 12:49:38	Dark	43.000	41	Eps Car	1.8600	4100.0	86	14650	No
259	GOM_NL__2PRFIN20041218_125230_000000492033_00067_14650_7422.N1	18-DEC-2004 12:52:30	Dark	49.000	34	Gam2Vel	1.7930	23000.	98	14650	No
260	GOM_NL__2PRFIN20041218_125426_000000462033_00067_14650_7423.N1	18-DEC-2004 12:54:26	Dark	46.000	2	Alp Car	-0.73600	7000.0	92	14650	No
261	GOM_NL__2PRFIN20041218_125716_000000542033_00067_14650_7424.N1	18-DEC-2004 12:57:16	Dark	53.500	117	Pi Pup	2.7060	3800.0	107	14650	No
262	GOM_NL__2PRFIN20041218_130026_000000582033_00067_14650_7425.N1	18-DEC-2004 13:00:26	Straylight	57.500	23	21Eps CMa	1.5020	26000.	115	14650	No
263	GOM_NL__2PRFIN20041218_130208_000000202033_00067_14650_7426.N1	18-DEC-2004 13:02:08	Straylight	20.000	179	24Omi2CMa	3.0320	24000.	40	14650	No
264	GOM_NL__2PRFIN20041218_130505_000000662033_00067_14650_7427.N1	18-DEC-2004 13:05:05	Straylight	65.500	1	9Alp CMa	-1.4400	11000.	131	14650	No
265	GOM_NL__2PRFIN20041218_130818_000000552033_00067_14650_7428.N1	18-DEC-2004 13:08:18	Straylight	55.000	7	19Bet Ori	0.10000	14000.	110	14650	No
266	GOM_NL__2PRFIN20041218_131027_000000522033_00067_14650_7429.N1	18-DEC-2004 13:10:27	Straylight	51.500	30	46Eps Ori	1.6940	30000.	103	14650	No
267	GOM_NL__2PRFIN20041218_131329_000000642033_00067_14650_7430.N1	18-DEC-2004 13:13:29	Tw_i_and_stray	64.000	14	58Alp Ori	0.87000	3000.0	128	14650	No
268	GOM_NL__2PRFIN20041218_131535_000000492033_00067_14650_7431.N1	18-DEC-2004 13:15:35	Tw_i_and_stray	48.500	13	87Alp Tau	0.86700	3800.0	97	14650	No
269	GOM_NL__2PRFIN20041218_131751_000000382033_00067_14650_7432.N1	18-DEC-2004 13:17:51	Bright	38.000	146	25Eta Tau	2.8730	15200.	76	14650	No
270	GOM_NL__2PRFIN20041218_131959_000000382033_00067_14650_7433.N1	18-DEC-2004 13:19:59	Bright	37.500	150	44Zet Per	2.8900	28000.	75	14650	No
271	GOM_NL__2PRFIN20041218_132215_000000362033_00067_14650_7434.N1	18-DEC-2004 13:22:15	Bright	35.500	149	45Eps Per	2.8880	30000.	71	14650	No
272	GOM_NL__2PRFIN20041218_132427_000000362033_00067_14650_7435.N1	18-DEC-2004 13:24:27	Bright	36.000	175	39Del Per	3.0100	19400.	72	14650	No
273	GOM_NL__2PRFIN20041218_132617_000000372033_00067_14650_7436.N1	18-DEC-2004 13:26:17	Bright	36.500	160	23Gam Per	2.9300	4700.0	73	14650	No
274	GOM_NL__2PRFIN20041218_132938_000000382033_00067_14650_7437.N1	18-DEC-2004 13:29:38	Bright	37.500	110	37Del Cas	2.6780	8900.0	75	14650	No
275	GOM_NL__2PRFIN20041218_133608_000000352033_00067_14650_7438.N1	18-DEC-2004 13:36:08	Bright	34.500	49	1Alp UMi	1.9900	6300.0	69	14650	No
276	GOM_NL__2PRFIN20041218_134050_000000372033_00067_14650_7439.N1	18-DEC-2004 13:40:50	Bright	36.500	60	7Bet UMi	2.0810	3950.0	73	14650	No
277	GOM_NL__2PRFIN20041218_134411_000000392033_00067_14650_7440.N1	18-DEC-2004 13:44:11	Bright	38.500	119	14Eta Dra	2.7270	4700.0	77	14650	No
278	GOM_NL__2PRFIN20041218_134601_000000442033_00067_14650_7441.N1	18-DEC-2004 13:46:01	Bright	44.000	55	79Zet UMa	2.0600	10200.	88	14650	No

279	GOM_NL__2PRFIN20041218_134801_000000482033_00067_14650_7442.N1	18-DEC-2004 13:48:01	Bright	48.000	39	85Eta UMa	1.8540	24000.	96	14650	No
280	GOM_NL__2PRFIN20041218_135128_000000402033_00067_14650_7443.N1	18-DEC-2004 13:51:28	Bright	39.500	180	27Gam Boo	3.0400	8000.0	79	14650	No
281	GOM_NL__2PRFIN20041218_135444_000000402033_00067_14650_7444.N1	18-DEC-2004 13:54:44	Bright	39.500	83		2.3780	11000.	79	14650	No
282	GOM_NL__2PRFIN20041218_135809_000000462033_00067_14650_7445.N1	18-DEC-2004 13:58:09	Bright	46.000	111	8Eta Boo	2.6800	6000.0	92	14650	No
283	GOM_NL__2PRFIN20041218_135951_000000352033_00067_14650_7446.N1	18-DEC-2004 13:59:51	Bright	35.000	102	24Alp Ser	2.6000	4250.0	70	14650	No
284	GOM_NL__2PRFIN20041218_140224_000000602033_00067_14650_7447.N1	18-DEC-2004 14:02:24	Bright	60.000	138	47Eps Vir	2.8280	4700.0	120	14650	No
285	GOM_NL__2PRFIN20041218_140652_000000472033_00067_14650_7448.N1	18-DEC-2004 14:06:52	Bright	47.000	122	9Alp2Lib	2.7470	9700.0	94	14650	No
286	GOM_NL__2PRFIN20041218_140824_000000552033_00067_14650_7449.N1	18-DEC-2004 14:08:24	Twilight	54.500	15	67Alp Vir	0.97600	28000.	109	14650	No
287	GOM_NL__2PRFIN20041218_141154_000000512033_00067_14650_7450.N1	18-DEC-2004 14:11:54	Dark	51.000	169	46Gam Hya	2.9910	4700.0	102	14650	No
288	GOM_NL__2PRFIN20041218_141407_000000412033_00067_14650_7451.N1	18-DEC-2004 14:14:07	Dark	40.500	81	Eta Cen	2.3560	28000.	81	14650	No
289	GOM_NL__2PRFIN20041218_141521_000000412033_00067_14650_7452.N1	18-DEC-2004 14:15:21	Dark	40.500	78	Alp Lup	2.3040	28000.	81	14650	No
290	GOM_NL__2PRFIN20041218_141854_000000462033_00067_14650_7453.N1	18-DEC-2004 14:18:54	Dark	46.000	4	Alp1Cen	-0.010000	5800.0	92	14650	No
291	GOM_NL__2PRFIN20041218_142201_000000432033_00068_14651_7418.N1	18-DEC-2004 14:22:01	Dark	43.000	12	Alp1Cru	0.77500	30000.	86	14651	No
292	GOM_NL__2PRFIN20041218_142658_000000422033_00068_14651_7419.N1	18-DEC-2004 14:26:58	Dark	41.500	159	Ups Car	2.9200	7200.0	83	14651	No
293	GOM_NL__2PRFIN20041218_142823_000000462033_00068_14651_7420.N1	18-DEC-2004 14:28:23	Dark	45.500	71	Iot Car	2.2460	7700.0	91	14651	No
294	GOM_NL__2PRFIN20041218_143013_000000482033_00068_14651_7421.N1	18-DEC-2004 14:30:13	Dark	47.500	41	Eps Car	1.8600	4100.0	95	14651	No
295	GOM_NL__2PRFIN20041218_143307_000000482033_00068_14651_7422.N1	18-DEC-2004 14:33:07	Dark	47.500	34	Gam2Vel	1.7930	23000.	95	14651	No
296	GOM_NL__2PRFIN20041218_143502_000000522033_00068_14651_7423.N1	18-DEC-2004 14:35:02	Dark	51.500	2	Alp Car	-0.73600	7000.0	103	14651	No
297	GOM_NL__2PRFIN20041218_143753_000000562033_00068_14651_7424.N1	18-DEC-2004 14:37:53	Dark	56.000	117	Pi Pup	2.7060	3800.0	112	14651	No
298	GOM_NL__2PRFIN20041218_144102_000000582033_00068_14651_7425.N1	18-DEC-2004 14:41:02	Straylight	58.000	23	21Eps CMa	1.5020	26000.	116	14651	No
299	GOM_NL__2PRFIN20041218_144542_000000672033_00068_14651_7426.N1	18-DEC-2004 14:45:42	Straylight	66.500	1	9Alp CMa	-1.4400	11000.	133	14651	No
300	GOM_NL__2PRFIN20041218_144854_000000492033_00068_14651_7427.N1	18-DEC-2004 14:48:54	Straylight	49.000	7	19Bet Ori	0.10000	14000.	98	14651	No
301	GOM_NL__2PRFIN20041218_145103_000000502033_00068_14651_7428.N1	18-DEC-2004 14:51:03	Straylight	50.000	30	46Eps Ori	1.6940	30000.	100	14651	No
302	GOM_NL__2PRFIN20041218_145405_000000592033_00068_14651_7429.N1	18-DEC-2004 14:54:05	Twilight	59.000	14	58Alp Ori	0.87000	3000.0	118	14651	No
303	GOM_NL__2PRFIN20041218_145610_000000532033_00068_14651_7430.N1	18-DEC-2004 14:56:10	Twilight	53.000	13	87Alp Tau	0.86700	3800.0	106	14651	No
304	GOM_NL__2PRFIN20041218_145827_000000392033_00068_14651_7431.N1	18-DEC-2004 14:58:27	Bright	38.500	146	25Eta Tau	2.8730	15200.	77	14651	No
305	GOM_NL__2PRFIN20041218_150035_000000382033_00068_14651_7432.N1	18-DEC-2004 15:00:35	Bright	38.000	150	44Zet Per	2.8900	28000.	76	14651	No
306	GOM_NL__2PRFIN20041218_150251_000000412033_00068_14651_7433.N1	18-DEC-2004 15:02:51	Bright	40.500	149	45Eps Per	2.8880	30000.	81	14651	No
307	GOM_NL__2PRFIN20041218_150503_000000372033_00068_14651_7434.N1	18-DEC-2004 15:05:03	Bright	36.500	175	39Del Per	3.0100	19400.	73	14651	No
308	GOM_NL__2PRFIN20041218_150653_000000382033_00068_14651_7435.N1	18-DEC-2004 15:06:53	Bright	37.500	160	23Gam Per	2.9300	4700.0	75	14651	No
309	GOM_NL__2PRFIN20041218_151014_000000372033_00068_14651_7436.N1	18-DEC-2004 15:10:14	Bright	37.000	110	37Del Cas	2.6780	8900.0	74	14651	No
310	GOM_NL__2PRFIN20041218_151643_000000392033_00068_14651_7437.N1	18-DEC-2004 15:16:43	Bright	38.500	49	1Alp UMi	1.9900	6300.0	77	14651	No
311	GOM_NL__2PRFIN20041218_152125_000000402033_00068_14651_7438.N1	18-DEC-2004 15:21:25	Bright	39.500	60	7Bet UMi	2.0810	3950.0	79	14651	No
312	GOM_NL__2PRFIN20041218_152447_000000392033_00068_14651_7439.N1	18-DEC-2004 15:24:47	Bright	38.500	119	14Eta Dra	2.7270	4700.0	77	14651	No
313	GOM_NL__2PRFIN20041218_152637_000000442033_00068_14651_7440.N1	18-DEC-2004 15:26:37	Bright	44.000	55	79Zet UMa	2.0600	10200.	88	14651	No
314	GOM_NL__2PRFIN20041218_152836_000000442033_00068_14651_7441.N1	18-DEC-2004 15:28:36	Bright	44.000	39	85Eta UMa	1.8540	24000.	88	14651	No
315	GOM_NL__2PRFIN20041218_153204_000000402033_00068_14651_7442.N1	18-DEC-2004 15:32:04	Bright	40.000	180	27Gam Boo	3.0400	8000.0	80	14651	No
316	GOM_NL__2PRFIN20041218_153520_000000402033_00068_14651_7443.N1	18-DEC-2004 15:35:20	Bright	39.500	83		2.3780	11000.	79	14651	No
317	GOM_NL__2PRFIN20041218_153845_000000462033_00068_14651_7444.N1	18-DEC-2004 15:38:45	Bright	45.500	111	8Eta Boo	2.6800	6000.0	91	14651	No
318	GOM_NL__2PRFIN20041218_154027_000000362033_00068_14651_7445.N1	18-DEC-2004 15:40:27	Bright	36.000	102	24Alp Ser	2.6000	4250.0	72	14651	No
319	GOM_NL__2PRFIN20041218_154301_000000642033_00068_14651_7446.N1	18-DEC-2004 15:43:01	Bright	64.000	138	47Eps Vir	2.8280	4700.0	128	14651	No
320	GOM_NL__2PRFIN20041218_154728_000000482033_00068_14651_7447.N1	18-DEC-2004 15:47:28	Bright	47.500	122	9Alp2Lib	2.7470	9700.0	95	14651	No
321	GOM_NL__2PRFIN20041218_154901_000000582033_00068_14651_7448.N1	18-DEC-2004 15:49:01	Twilight	57.500	15	67Alp Vir	0.97600	28000.	115	14651	No
322	GOM_NL__2PRFIN20041218_155231_000000492033_00068_14651_7449.N1	18-DEC-2004 15:52:31	Dark	49.000	169	46Gam Hya	2.9910	4700.0	98	14651	No
323	GOM_NL__2PRFIN20041218_155443_000000412033_00068_14651_7450.N1	18-DEC-2004 15:54:43	Dark	41.000	81	Eta Cen	2.3560	28000.	82	14651	No
324	GOM_NL__2PRFIN20041218_155558_000000402033_00068_14651_7451.N1	18-DEC-2004 15:55:58	Dark	40.000	78	Alp Lup	2.3040	28000.	80	14651	No
325	GOM_NL__2PRFIN20041218_155930_000000472033_00068_14651_7452.N1	18-DEC-2004 15:59:30	Dark	46.500	4	Alp1Cen	-0.010000	5800.0	93	14651	No
326	GOM_NL__2PRFIN20041218_160238_000000452033_00069_14652_7418.N1	18-DEC-2004 16:02:38	Dark	45.000	12	Alp1Cru	0.77500	30000.	90	14652	No
327	GOM_NL__2PRFIN20041218_160734_000000422033_00069_14652_7419.N1	18-DEC-2004 16:07:34	Dark	42.000	159	Ups Car	2.9200	7200.0	84	14652	No
328	GOM_NL__2PRFIN20041218_160900_000000442033_00069_14652_7420.N1	18-DEC-2004 16:09:00	Dark	44.000	71	Iot Car	2.2460	7700.0	88	14652	No
329	GOM_NL__2PRFIN20041218_161050_000000532033_00069_14652_7421.N1	18-DEC-2004 16:10:50	Dark	52.500	41	Eps Car	1.8600	4100.0	105	14652	No
330	GOM_NL__2PRFIN20041218_161343_000000502033_00069_14652_7422.N1	18-DEC-2004 16:13:43	Dark	49.500	34	Gam2Vel	1.7930	23000.	99	14652	No
331	GOM_NL__2PRFIN20041218_161538_000000522033_00069_14652_7423.N1	18-DEC-2004 16:15:38	Dark	52.000	2	Alp Car	-0.73600	7000.0	104	14652	No
332	GOM_NL__2PRFIN20041218_162138_000000582033_00069_14652_7424.N1	18-DEC-2004 16:21:38	Dark	57.500	23	21Eps CMa	1.5020	26000.	115	14652	Yes
333	GOM_NL__2PRFIN20041218_162323_000000562033_00069_14652_7425.N1	18-DEC-2004 16:23:23	Straylight	56.000	179	24Omi2CMa	3.0320	24000.	112	14652	No
334	GOM_NL__2PRFIN20041218_162618_000000702033_00069_14652_7426.N1	18-DEC-2004 16:26:18	Straylight	70.000	1	9Alp CMa	-1.4400	11000.	140	14652	No
335	GOM_NL__2PRFIN20041218_162929_000000542033_00069_14652_7427.N1	18-DEC-2004 16:29:29	Straylight	54.000	7	19Bet Ori	0.10000	14000.	108	14652	No
336	GOM_NL__2PRFIN20041218_163139_000000512033_00069_14652_7428.N1	18-DEC-2004 16:31:39	Straylight	50.500	30	46Eps Ori	1.6940	30000.	101	14652	No
337	GOM_NL__2PRFIN20041218_163440_000000642033_00069_14652_7429.N1	18-DEC-2004 16:34:40	Twilight	64.000	14	58Alp Ori	0.87000	3000.0	128	14652	No

338	GOM_NL__2PRFIN20041218_163647_000000502033_00069_14652_7430.N1	18-DEC-2004 16:36:47	Twilight	50.000	13	87Alp Tau	0.86700	3800.0	100	14652	No
339	GOM_NL__2PRFIN20041218_163903_000000402033_00069_14652_7431.N1	18-DEC-2004 16:39:03	Bright	39.500	146	25Eta Tau	2.8730	15200.	79	14652	No
340	GOM_NL__2PRFIN20041218_164109_000000402033_00069_14652_7432.N1	18-DEC-2004 16:41:09	Bright	39.500	150	44Zet Per	2.8900	28000.	79	14652	No
341	GOM_NL__2PRFIN20041218_164327_000000372033_00069_14652_7433.N1	18-DEC-2004 16:43:27	Bright	36.500	149	45Eps Per	2.8880	30000.	73	14652	No
342	GOM_NL__2PRFIN20041218_164539_000000382033_00069_14652_7434.N1	18-DEC-2004 16:45:39	Bright	37.500	175	39Del Per	3.0100	19400.	75	14652	No
343	GOM_NL__2PRFIN20041218_164730_000000382033_00069_14652_7435.N1	18-DEC-2004 16:47:30	Bright	38.000	160	23Gam Per	2.9300	4700.0	76	14652	No
344	GOM_NL__2PRFIN20041218_165051_000000362033_00069_14652_7436.N1	18-DEC-2004 16:50:51	Bright	36.000	110	37Del Cas	2.6780	8900.0	72	14652	No
345	GOM_NL__2PRFIN20041218_165719_000000382033_00069_14652_7437.N1	18-DEC-2004 16:57:19	Bright	37.500	49	1Alp UMi	1.9900	6300.0	75	14652	No
346	GOM_NL__2PRFIN20041218_170201_000000382033_00069_14652_7438.N1	18-DEC-2004 17:02:01	Bright	38.000	60	7Bet UMi	2.0810	3950.0	76	14652	No
347	GOM_NL__2PRFIN20041218_170523_000000392033_00069_14652_7439.N1	18-DEC-2004 17:05:23	Bright	39.000	119	14Eta Dra	2.7270	4700.0	78	14652	No
348	GOM_NL__2PRFIN20041218_170711_000000442033_00069_14652_7440.N1	18-DEC-2004 17:07:11	Bright	43.500	55	79Zet UMa	2.0600	10200.	87	14652	No
349	GOM_NL__2PRFIN20041218_170913_000000422033_00069_14652_7441.N1	18-DEC-2004 17:09:13	Bright	41.500	39	85Eta UMa	1.8540	24000.	83	14652	No
350	GOM_NL__2PRFIN20041218_171239_000000492033_00069_14652_7442.N1	18-DEC-2004 17:12:39	Bright	48.500	180	27Gam Boo	3.0400	8000.0	97	14652	No
351	GOM_NL__2PRFIN20041218_171556_000000402033_00069_14652_7443.N1	18-DEC-2004 17:15:56	Bright	40.000	83		2.3780	11000.	80	14652	No
352	GOM_NL__2PRFIN20041218_171921_000000462033_00069_14652_7444.N1	18-DEC-2004 17:19:21	Bright	45.500	111	8Eta Boo	2.6800	6000.0	91	14652	No
353	GOM_NL__2PRFIN20041218_172103_000000362033_00069_14652_7445.N1	18-DEC-2004 17:21:03	Bright	35.500	102	24Alp Ser	2.6000	4250.0	71	14652	No
354	GOM_NL__2PRFIN20041218_172337_000000572033_00069_14652_7446.N1	18-DEC-2004 17:23:37	Bright	57.000	138	47Eps Vir	2.8280	4700.0	114	14652	No
355	GOM_NL__2PRFIN20041218_172805_000000392033_00069_14652_7447.N1	18-DEC-2004 17:28:05	Bright	38.500	122	9Alp2Lib	2.7470	9700.0	77	14652	No
356	GOM_NL__2PRFIN20041218_172938_000000562033_00069_14652_7448.N1	18-DEC-2004 17:29:38	Twilight	56.000	15	67Alp Vir	0.97600	28000.	112	14652	No
357	GOM_NL__2PRFIN20041218_173308_000000492033_00069_14652_7449.N1	18-DEC-2004 17:33:08	Dark	49.000	169	46Gam Hya	2.9910	4700.0	98	14652	No
358	GOM_NL__2PRFIN20041218_173520_000000422033_00069_14652_7450.N1	18-DEC-2004 17:35:20	Dark	42.000	81	Eta Cen	2.3560	28000.	84	14652	No
359	GOM_NL__2PRFIN20041218_173634_000000412033_00069_14652_7451.N1	18-DEC-2004 17:36:34	Dark	41.000	78	Alp Lup	2.3040	28000.	82	14652	No
360	GOM_NL__2PRFIN20041218_174006_000000442033_00069_14652_7452.N1	18-DEC-2004 17:40:06	Dark	44.000	4	Alp1Cen	-0.010000	5800.0	88	14652	No
361	GOM_NL__2PRFIN20041218_174314_000000442033_00070_14653_7418.N1	18-DEC-2004 17:43:14	Dark	43.500	12	Alp1Cru	0.77500	30000.	87	14653	No
362	GOM_NL__2PRFIN20041218_174811_000000412033_00070_14653_7419.N1	18-DEC-2004 17:48:11	Dark	41.000	159	Ups Car	2.9200	7200.0	82	14653	No
363	GOM_NL__2PRFIN20041218_174936_000000452033_00070_14653_7420.N1	18-DEC-2004 17:49:36	Dark	44.500	71	Iot Car	2.2460	7700.0	89	14653	No
364	GOM_NL__2PRFIN20041218_175129_000000532033_00070_14653_7421.N1	18-DEC-2004 17:51:29	Dark	53.000	41	Eps Car	1.8600	4100.0	106	14653	No
365	GOM_NL__2PRFIN20041218_175420_000000452033_00070_14653_7422.N1	18-DEC-2004 17:54:20	Dark	45.000	34	Gam2Vel	1.7930	23000.	90	14653	No
366	GOM_NL__2PRFIN20041218_175905_000000522033_00070_14653_7423.N1	18-DEC-2004 17:59:05	Dark	52.000	117	Pi Pup	2.7060	3800.0	104	14653	No
367	GOM_NL__2PRFIN20041218_180214_000000562033_00070_14653_7424.N1	18-DEC-2004 18:02:14	Straylight	55.500	23	21Eps CMa	1.5020	26000.	111	14653	No
368	GOM_NL__2PRFIN20041218_180359_000000552033_00070_14653_7425.N1	18-DEC-2004 18:03:59	Straylight	55.000	179	24Omi2CMa	3.0320	24000.	110	14653	No
369	GOM_NL__2PRFIN20041218_180654_000000662033_00070_14653_7426.N1	18-DEC-2004 18:06:54	Straylight	66.000	1	9Alp CMa	-1.4400	11000.	132	14653	No
370	GOM_NL__2PRFIN20041218_181005_000000492033_00070_14653_7427.N1	18-DEC-2004 18:10:05	Straylight	48.500	7	19Bet Ori	0.10000	14000.	97	14653	No
371	GOM_NL__2PRFIN20041218_181215_000000472033_00070_14653_7428.N1	18-DEC-2004 18:12:15	Straylight	47.000	30	46Eps Ori	1.6940	30000.	94	14653	No
372	GOM_NL__2PRFIN20041218_181516_000000612033_00070_14653_7429.N1	18-DEC-2004 18:15:16	Twilight	60.500	14	58Alp Ori	0.87000	3000.0	121	14653	No
373	GOM_NL__2PRFIN20041218_181722_000000532033_00070_14653_7430.N1	18-DEC-2004 18:17:22	Twilight	53.000	13	87Alp Tau	0.86700	3800.0	106	14653	No
374	GOM_NL__2PRFIN20041218_181940_000000392033_00070_14653_7431.N1	18-DEC-2004 18:19:40	Bright	38.500	146	25Eta Tau	2.8730	15200.	77	14653	No
375	GOM_NL__2PRFIN20041218_182144_000000402033_00070_14653_7432.N1	18-DEC-2004 18:21:44	Bright	40.000	150	44Zet Per	2.8900	28000.	80	14653	No
376	GOM_NL__2PRFIN20041218_182403_000000372033_00070_14653_7433.N1	18-DEC-2004 18:24:03	Bright	37.000	149	45Eps Per	2.8880	30000.	74	14653	No
377	GOM_NL__2PRFIN20041218_182616_000000362033_00070_14653_7434.N1	18-DEC-2004 18:26:16	Bright	36.000	175	39Del Per	3.0100	19400.	72	14653	No
378	GOM_NL__2PRFIN20041218_182805_000000382033_00070_14653_7435.N1	18-DEC-2004 18:28:05	Bright	38.000	160	23Gam Per	2.9300	4700.0	76	14653	No
379	GOM_NL__2PRFIN20041218_183127_000000372033_00070_14653_7436.N1	18-DEC-2004 18:31:27	Bright	36.500	110	37Del Cas	2.6780	8900.0	73	14653	No
380	GOM_NL__2PRFIN20041218_183755_000000372033_00070_14653_7437.N1	18-DEC-2004 18:37:55	Bright	37.000	49	1Alp UMi	1.9900	6300.0	74	14653	No
381	GOM_NL__2PRFIN20041218_184237_000000352033_00070_14653_7438.N1	18-DEC-2004 18:42:37	Bright	34.500	60	7Bet UMi	2.0810	3950.0	69	14653	No
382	GOM_NL__2PRFIN20041218_184559_000000362033_00070_14653_7439.N1	18-DEC-2004 18:45:59	Bright	36.000	119	14Eta Dra	2.7270	4700.0	72	14653	No
383	GOM_NL__2PRFIN20041218_184747_000000452033_00070_14653_7440.N1	18-DEC-2004 18:47:47	Bright	45.000	55	79Zet UMa	2.0600	10200.	90	14653	No
384	GOM_NL__2PRFIN20041218_184948_000000432033_00070_14653_7441.N1	18-DEC-2004 18:49:48	Bright	43.000	39	85Eta UMa	1.8540	24000.	86	14653	No
385	GOM_NL__2PRFIN20041218_185315_000000412033_00070_14653_7442.N1	18-DEC-2004 18:53:15	Bright	41.000	180	27Gam Boo	3.0400	8000.0	82	14653	No
386	GOM_NL__2PRFIN20041218_185632_000000392033_00070_14653_7443.N1	18-DEC-2004 18:56:32	Bright	38.500	83		2.3780	11000.	77	14653	No
387	GOM_NL__2PRFIN20041218_185958_000000442033_00070_14653_7444.N1	18-DEC-2004 18:59:58	Bright	43.500	111	8Eta Boo	2.6800	6000.0	87	14653	No
388	GOM_NL__2PRFIN20041218_190140_000000352033_00070_14653_7445.N1	18-DEC-2004 19:01:40	Bright	35.000	102	24Alp Ser	2.6000	4250.0	70	14653	No
389	GOM_NL__2PRFIN20041218_190415_000000692033_00070_14653_7446.N1	18-DEC-2004 19:04:15	Bright	69.000	138	47Eps Vir	2.8280	4700.0	138	14653	No
390	GOM_NL__2PRFIN20041218_190841_000000532033_00070_14653_7447.N1	18-DEC-2004 19:08:41	Bright	53.000	122	9Alp2Lib	2.7470	9700.0	106	14653	No
391	GOM_NL__2PRFIN20041218_191014_000000582033_00070_14653_7448.N1	18-DEC-2004 19:10:14	Twilight	57.500	15	67Alp Vir	0.97600	28000.	115	14653	No
392	GOM_NL__2PRFIN20041218_191345_000000532033_00070_14653_7449.N1	18-DEC-2004 19:13:45	Dark	52.500	169	46Gam Hya	2.9910	4700.0	105	14653	No
393	GOM_NL__2PRFIN20041218_191556_000000412033_00070_14653_7450.N1	18-DEC-2004 19:15:56	Dark	40.500	81	Eta Cen	2.3560	28000.	81	14653	No
394	GOM_NL__2PRFIN20041218_191710_000000392033_00070_14653_7451.N1	18-DEC-2004 19:17:10	Dark	39.000	78	Alp Lup	2.3040	28000.	78	14653	No
395	GOM_NL__2PRFIN20041218_192042_000000522033_00070_14653_7452.N1	18-DEC-2004 19:20:42	Dark	52.000	4	Alp1Cen	-0.010000	5800.0	104	14653	No
396	GOM_NL__2PRFIN20041218_192350_000000442033_00071_14654_8226.N1	18-DEC-2004 19:23:50	Dark	43.500	12	Alp1Cru	0.77500	30000.	87	14654	No

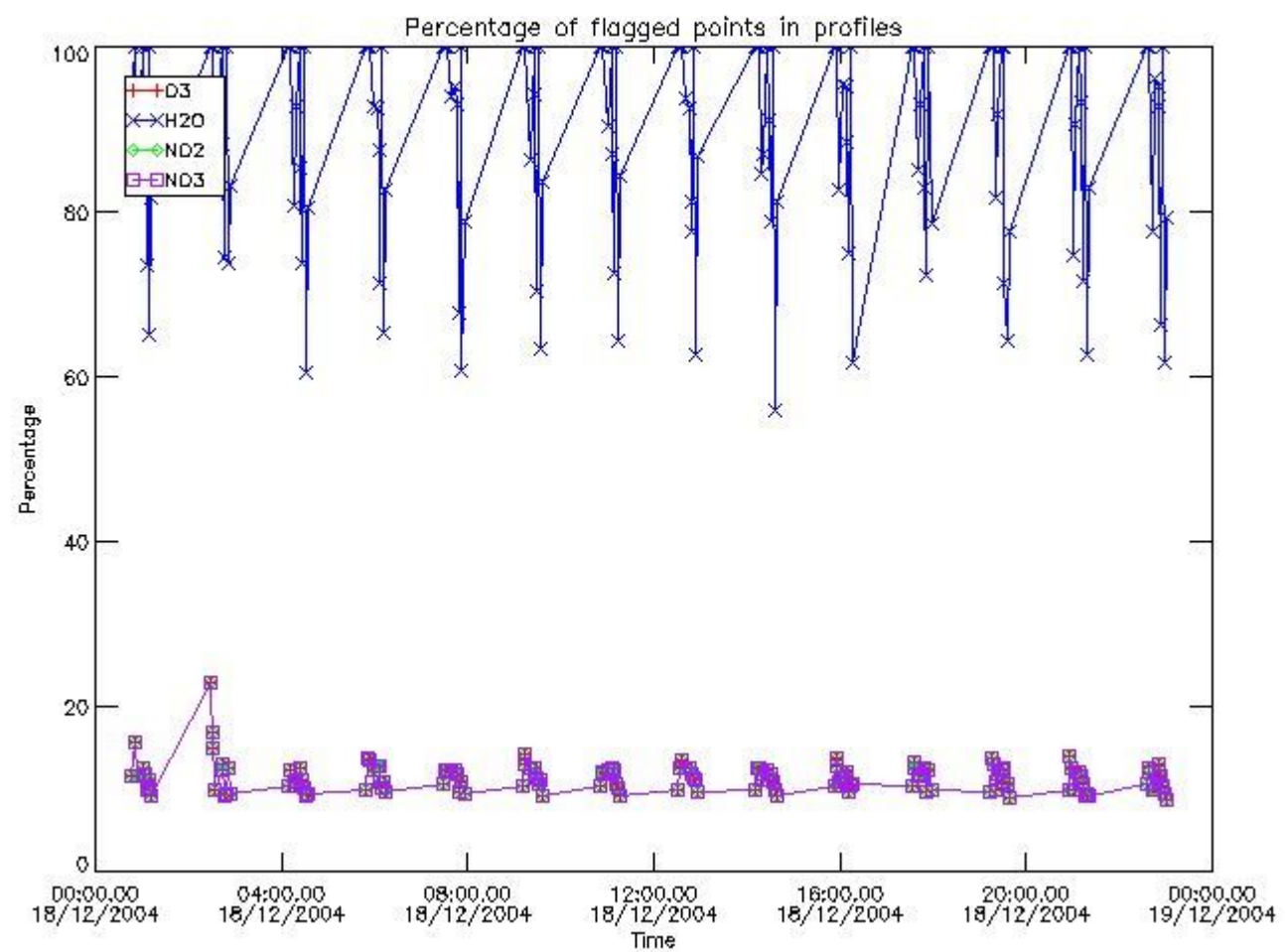
397	GOM_NL__2PRFIN20041218_192847_000000422033_00071_14654_8227.N1	18-DEC-2004 19:28:47	Dark	41.500	159	Ups Car	2.9200	7200.0	83	14654	No
398	GOM_NL__2PRFIN20041218_193013_000000452033_00071_14654_8228.N1	18-DEC-2004 19:30:13	Dark	45.000	71	lot Car	2.2460	7700.0	90	14654	No
399	GOM_NL__2PRFIN20041218_193205_000000472033_00071_14654_8229.N1	18-DEC-2004 19:32:05	Dark	47.000	41	Eps Car	1.8600	4100.0	94	14654	No
400	GOM_NL__2PRFIN20041218_193457_000000492033_00071_14654_8230.N1	18-DEC-2004 19:34:57	Dark	48.500	34	Gam2Vel	1.7930	23000.	97	14654	Yes
401	GOM_NL__2PRFIN20041218_193650_000000482033_00071_14654_8231.N1	18-DEC-2004 19:36:50	Dark	48.000	2	Alp Car	-0.73600	7000.0	96	14654	No
402	GOM_NL__2PRFIN20041218_193941_000000572033_00071_14654_8232.N1	18-DEC-2004 19:39:41	Dark	56.500	117	Pi Pup	2.7060	3800.0	113	14654	No
403	GOM_NL__2PRFIN20041218_194250_000000542033_00071_14654_8233.N1	18-DEC-2004 19:42:50	Straylight	54.000	23	21Eps CMa	1.5020	26000.	108	14654	No
404	GOM_NL__2PRFIN20041218_194436_000000542033_00071_14654_8234.N1	18-DEC-2004 19:44:36	Straylight	53.500	179	24Omi2CMa	3.0320	24000.	107	14654	No
405	GOM_NL__2PRFIN20041218_194730_000000632033_00071_14654_8235.N1	18-DEC-2004 19:47:30	Straylight	62.500	1	9Alp CMa	-1.4400	11000.	125	14654	No
406	GOM_NL__2PRFIN20041218_195040_000000522033_00071_14654_8236.N1	18-DEC-2004 19:50:40	Straylight	51.500	7	19Bet Ori	0.10000	14000.	103	14654	No
407	GOM_NL__2PRFIN20041218_195249_000000522033_00071_14654_8237.N1	18-DEC-2004 19:52:49	Straylight	51.500	30	46Eps Ori	1.6940	30000.	103	14654	No
408	GOM_NL__2PRFIN20041218_195552_000000592033_00071_14654_8238.N1	18-DEC-2004 19:55:52	Tw_i_and_stray	58.500	14	58Alp Ori	0.87000	3000.0	117	14654	No
409	GOM_NL__2PRFIN20041218_195759_000000512033_00071_14654_8239.N1	18-DEC-2004 19:57:59	Tw_i_and_stray	51.000	13	87Alp Tau	0.86700	3800.0	102	14654	No
410	GOM_NL__2PRFIN20041218_200015_000000402033_00071_14654_8240.N1	18-DEC-2004 20:00:15	Bright	39.500	146	25Eta Tau	2.8730	15200.	79	14654	No
411	GOM_NL__2PRFIN20041218_200222_000000392033_00071_14654_8241.N1	18-DEC-2004 20:02:22	Bright	38.500	150	44Zet Per	2.8900	28000.	77	14654	No
412	GOM_NL__2PRFIN20041218_200438_000000372033_00071_14654_8242.N1	18-DEC-2004 20:04:38	Bright	37.000	149	45Eps Per	2.8880	30000.	74	14654	No
413	GOM_NL__2PRFIN20041218_200651_000000382033_00071_14654_8243.N1	18-DEC-2004 20:06:51	Bright	37.500	175	39Del Per	3.0100	19400.	75	14654	No
414	GOM_NL__2PRFIN20041218_200840_000000412033_00071_14654_8244.N1	18-DEC-2004 20:08:40	Bright	40.500	160	23Gam Per	2.9300	4700.0	81	14654	No
415	GOM_NL__2PRFIN20041218_201204_000000392033_00071_14654_8245.N1	18-DEC-2004 20:12:04	Bright	38.500	110	37Del Cas	2.6780	8900.0	77	14654	No
416	GOM_NL__2PRFIN20041218_201831_000000402033_00071_14654_8246.N1	18-DEC-2004 20:18:31	Bright	40.000	49	1Alp UMi	1.9900	6300.0	80	14654	No
417	GOM_NL__2PRFIN20041218_202314_000000402033_00071_14654_8247.N1	18-DEC-2004 20:23:14	Bright	39.500	60	7Bet UMi	2.0810	3950.0	79	14654	No
418	GOM_NL__2PRFIN20041218_202635_000000392033_00071_14654_8248.N1	18-DEC-2004 20:26:35	Bright	39.000	119	14Eta Dra	2.7270	4700.0	78	14654	No
419	GOM_NL__2PRFIN20041218_202825_000000422033_00071_14654_8249.N1	18-DEC-2004 20:28:25	Bright	42.000	55	79Zet UMa	2.0600	10200.	84	14654	No
420	GOM_NL__2PRFIN20041218_203025_000000422033_00071_14654_8250.N1	18-DEC-2004 20:30:25	Bright	41.500	39	85Eta UMa	1.8540	24000.	83	14654	No
421	GOM_NL__2PRFIN20041218_203352_000000402033_00071_14654_8251.N1	18-DEC-2004 20:33:52	Bright	40.000	180	27Gam Boo	3.0400	8000.0	80	14654	No
422	GOM_NL__2PRFIN20041218_203709_000000372033_00071_14654_8252.N1	18-DEC-2004 20:37:09	Bright	36.500	83		2.3780	11000.	73	14654	No
423	GOM_NL__2PRFIN20041218_204917_000000532033_00071_14654_8253.N1	18-DEC-2004 20:49:17	Bright	53.000	122	9Alp2Lib	2.7470	9700.0	106	14654	No
424	GOM_NL__2PRFIN20041218_205051_000000562033_00071_14654_8254.N1	18-DEC-2004 20:50:51	Tw_i_and_stray	56.000	15	67Alp Vir	0.97600	28000.	112	14654	No
425	GOM_NL__2PRFIN20041218_205421_000000512033_00071_14654_8255.N1	18-DEC-2004 20:54:21	Dark	51.000	169	46Gam Hya	2.9910	4700.0	102	14654	No
426	GOM_NL__2PRFIN20041218_205631_000000402033_00071_14654_8256.N1	18-DEC-2004 20:56:31	Dark	40.000	81	Eta Cen	2.3560	28000.	80	14654	No
427	GOM_NL__2PRFIN20041218_205746_000000412033_00071_14654_8257.N1	18-DEC-2004 20:57:46	Dark	40.500	78	Alp Lup	2.3040	28000.	81	14654	No
428	GOM_NL__2PRFIN20041218_210119_000000522033_00071_14654_8258.N1	18-DEC-2004 21:01:19	Dark	52.000	4	Alp1Cen	-0.010000	5800.0	104	14654	No
429	GOM_NL__2PRFIN20041218_210427_000000432033_00072_14655_8226.N1	18-DEC-2004 21:04:27	Dark	42.500	12	Alp1Cru	0.77500	30000.	85	14655	No
430	GOM_NL__2PRFIN20041218_210922_000000432033_00072_14655_8227.N1	18-DEC-2004 21:09:22	Dark	42.500	159	Ups Car	2.9200	7200.0	85	14655	No
431	GOM_NL__2PRFIN20041218_211050_000000452033_00072_14655_8228.N1	18-DEC-2004 21:10:50	Dark	44.500	71	lot Car	2.2460	7700.0	89	14655	No
432	GOM_NL__2PRFIN20041218_211241_000000482033_00072_14655_8229.N1	18-DEC-2004 21:12:41	Dark	48.000	41	Eps Car	1.8600	4100.0	96	14655	No
433	GOM_NL__2PRFIN20041218_211533_000000552033_00072_14655_8230.N1	18-DEC-2004 21:15:33	Dark	55.000	34	Gam2Vel	1.7930	23000.	110	14655	No
434	GOM_NL__2PRFIN20041218_211727_000000542033_00072_14655_8231.N1	18-DEC-2004 21:17:27	Dark	54.000	2	Alp Car	-0.73600	7000.0	108	14655	No
435	GOM_NL__2PRFIN20041218_212017_000000562033_00072_14655_8232.N1	18-DEC-2004 21:20:17	Dark	56.000	117	Pi Pup	2.7060	3800.0	112	14655	No
436	GOM_NL__2PRFIN20041218_212328_000000562033_00072_14655_8233.N1	18-DEC-2004 21:23:28	Straylight	55.500	23	21Eps CMa	1.5020	26000.	111	14655	No
437	GOM_NL__2PRFIN20041218_212511_000000562033_00072_14655_8234.N1	18-DEC-2004 21:25:11	Straylight	55.500	179	24Omi2CMa	3.0320	24000.	111	14655	No
438	GOM_NL__2PRFIN20041218_212806_000000662033_00072_14655_8235.N1	18-DEC-2004 21:28:06	Straylight	66.000	1	9Alp CMa	-1.4400	11000.	132	14655	No
439	GOM_NL__2PRFIN20041218_213115_000000532033_00072_14655_8236.N1	18-DEC-2004 21:31:15	Straylight	52.500	7	19Bet Ori	0.10000	14000.	105	14655	No
440	GOM_NL__2PRFIN20041218_213325_000000512033_00072_14655_8237.N1	18-DEC-2004 21:33:25	Straylight	51.000	30	46Eps Ori	1.6940	30000.	102	14655	No
441	GOM_NL__2PRFIN20041218_213627_000000592033_00072_14655_8238.N1	18-DEC-2004 21:36:27	Tw_i_and_stray	59.000	14	58Alp Ori	0.87000	3000.0	118	14655	No
442	GOM_NL__2PRFIN20041218_213834_000000502033_00072_14655_8239.N1	18-DEC-2004 21:38:34	Tw_i_and_stray	50.000	13	87Alp Tau	0.86700	3800.0	100	14655	No
443	GOM_NL__2PRFIN20041218_214051_000000392033_00072_14655_8240.N1	18-DEC-2004 21:40:51	Bright	38.500	146	25Eta Tau	2.8730	15200.	77	14655	No
444	GOM_NL__2PRFIN20041218_214258_000000382033_00072_14655_8241.N1	18-DEC-2004 21:42:58	Bright	37.500	150	44Zet Per	2.8900	28000.	75	14655	No
445	GOM_NL__2PRFIN20041218_214514_000000382033_00072_14655_8242.N1	18-DEC-2004 21:45:14	Bright	37.500	149	45Eps Per	2.8880	30000.	75	14655	No
446	GOM_NL__2PRFIN20041218_214727_000000382033_00072_14655_8243.N1	18-DEC-2004 21:47:27	Bright	37.500	175	39Del Per	3.0100	19400.	75	14655	No
447	GOM_NL__2PRFIN20041218_214917_000000402033_00072_14655_8244.N1	18-DEC-2004 21:49:17	Bright	40.000	160	23Gam Per	2.9300	4700.0	80	14655	No
448	GOM_NL__2PRFIN20041218_215239_000000382033_00072_14655_8245.N1	18-DEC-2004 21:52:39	Bright	38.000	110	37Del Cas	2.6780	8900.0	76	14655	No
449	GOM_NL__2PRFIN20041218_215907_000000392033_00072_14655_8246.N1	18-DEC-2004 21:59:07	Bright	38.500	49	1Alp UMi	1.9900	6300.0	77	14655	No
450	GOM_NL__2PRFIN20041218_220349_000000392033_00072_14655_8247.N1	18-DEC-2004 22:03:49	Bright	39.000	60	7Bet UMi	2.0810	3950.0	78	14655	No
451	GOM_NL__2PRFIN20041218_220711_000000392033_00072_14655_8248.N1	18-DEC-2004 22:07:11	Bright	38.500	119	14Eta Dra	2.7270	4700.0	77	14655	No
452	GOM_NL__2PRFIN20041218_220900_000000602033_00072_14655_8249.N1	18-DEC-2004 22:09:00	Bright	60.000	55	79Zet UMa	2.0600	10200.	120	14655	No
453	GOM_NL__2PRFIN20041218_221100_000000412033_00072_14655_8250.N1	18-DEC-2004 22:11:00	Bright	40.500	39	85Eta UMa	1.8540	24000.	81	14655	No
454	GOM_NL__2PRFIN20041218_221428_000000382033_00072_14655_8251.N1	18-DEC-2004 22:14:28	Bright	38.000	180	27Gam Boo	3.0400	8000.0	76	14655	No
455	GOM_NL__2PRFIN20041218_221745_000000382033_00072_14655_8252.N1	18-DEC-2004 22:17:45	Bright	37.500	83		2.3780	11000.	75	14655	No

456	GOM_NL__2PRFIN20041218_222111_000000172033_00072_14655_8253.N1	18-DEC-2004 22:21:11	Twilight	16.500	111	8Eta Boo	2.6800	6000.0	33	14655	No
457	GOM_NL__2PRFIN20041218_223128_000000562033_00072_14655_8254.N1	18-DEC-2004 22:31:28	Twilight	55.500	15	67Alp Vir	0.97600	28000.	111	14655	No
458	GOM_NL__2PRFIN20041218_223458_000000492033_00072_14655_8255.N1	18-DEC-2004 22:34:58	Dark	48.500	169	46Gam Hya	2.9910	4700.0	97	14655	No
459	GOM_NL__2PRFIN20041218_223706_000000432033_00072_14655_8256.N1	18-DEC-2004 22:37:06	Dark	42.500	81	Eta Cen	2.3560	28000.	85	14655	No
460	GOM_NL__2PRFIN20041218_223820_000000412033_00072_14655_8257.N1	18-DEC-2004 22:38:20	Dark	41.000	78	Alp Lup	2.3040	28000.	82	14655	No
461	GOM_NL__2PRFIN20041218_224155_000000522033_00072_14655_8258.N1	18-DEC-2004 22:41:55	Dark	52.000	4	Alp1Cen	-0.010000	5800.0	104	14655	No
462	GOM_NL__2PRFIN20041218_224502_000000522033_00073_14656_8226.N1	18-DEC-2004 22:45:02	Dark	51.500	12	Alp1Cru	0.77500	30000.	103	14656	No
463	GOM_NL__2PRFIN20041218_224958_000000432033_00073_14656_8227.N1	18-DEC-2004 22:49:58	Dark	43.000	159	Ups Car	2.9200	7200.0	86	14656	No
464	GOM_NL__2PRFIN20041218_225127_000000432033_00073_14656_8228.N1	18-DEC-2004 22:51:27	Dark	42.500	71	Iot Car	2.2460	7700.0	85	14656	No
465	GOM_NL__2PRFIN20041218_225317_000000482033_00073_14656_8229.N1	18-DEC-2004 22:53:17	Dark	48.000	41	Eps Car	1.8600	4100.0	96	14656	No
466	GOM_NL__2PRFIN20041218_225610_000000492033_00073_14656_8230.N1	18-DEC-2004 22:56:10	Dark	49.000	34	Gam2Vel	1.7930	23000.	98	14656	No
467	GOM_NL__2PRFIN20041218_225803_000000542033_00073_14656_8231.N1	18-DEC-2004 22:58:03	Dark	54.000	2	Alp Car	-0.73600	7000.0	108	14656	No
468	GOM_NL__2PRFIN20041218_230054_000000592033_00073_14656_8232.N1	18-DEC-2004 23:00:54	Dark	58.500	117	Pi Pup	2.7060	3800.0	117	14656	No
469	GOM_NL__2PRFIN20041218_230404_000000562033_00073_14656_8233.N1	18-DEC-2004 23:04:04	Straylight	56.000	23	21Eps CMa	1.5020	26000.	112	14656	No
470	GOM_NL__2PRFIN20041218_230548_000000572033_00073_14656_8234.N1	18-DEC-2004 23:05:48	Straylight	56.500	179	24Omi2CMa	3.0320	24000.	113	14656	No
471	GOM_NL__2PRFIN20041218_230842_000000682033_00073_14656_8235.N1	18-DEC-2004 23:08:42	Straylight	67.500	1	9Alp CMa	-1.4400	11000.	135	14656	No
472	GOM_NL__2PRFIN20041218_231154_000000532033_00073_14656_8236.N1	18-DEC-2004 23:11:54	Straylight	53.000	7	19Bet Ori	0.10000	14000.	106	14656	No
473	GOM_NL__2PRFIN20041218_231402_000000502033_00073_14656_8237.N1	18-DEC-2004 23:14:02	Straylight	49.500	30	46Eps Ori	1.6940	30000.	99	14656	No
474	GOM_NL__2PRFIN20041218_231703_000000642033_00073_14656_8238.N1	18-DEC-2004 23:17:03	Twilight	64.000	14	58Alp Ori	0.87000	3000.0	128	14656	No
475	GOM_NL__2PRFIN20041218_231909_000000502033_00073_14656_8239.N1	18-DEC-2004 23:19:09	Twilight	50.000	13	87Alp Tau	0.86700	3800.0	100	14656	No
476	GOM_NL__2PRFIN20041218_232125_000000402033_00073_14656_8240.N1	18-DEC-2004 23:21:25	Bright	40.000	146	25Eta Tau	2.8730	15200.	80	14656	No
477	GOM_NL__2PRFIN20041218_232335_000000382033_00073_14656_8241.N1	18-DEC-2004 23:23:35	Bright	38.000	150	44Zet Per	2.8900	28000.	76	14656	No
478	GOM_NL__2PRFIN20041218_232550_000000382033_00073_14656_8242.N1	18-DEC-2004 23:25:50	Bright	38.000	149	45Eps Per	2.8880	30000.	76	14656	No
479	GOM_NL__2PRFIN20041218_232803_000000392033_00073_14656_8243.N1	18-DEC-2004 23:28:03	Bright	39.000	175	39Del Per	3.0100	19400.	78	14656	No
480	GOM_NL__2PRFIN20041218_232952_000000402033_00073_14656_8244.N1	18-DEC-2004 23:29:52	Bright	39.500	160	23Gam Per	2.9300	4700.0	79	14656	No
481	GOM_NL__2PRFIN20041218_233316_000000382033_00073_14656_8245.N1	18-DEC-2004 23:33:16	Bright	37.500	110	37Del Cas	2.6780	8900.0	75	14656	No
482	GOM_NL__2PRFIN20041218_233943_000000392033_00073_14656_8246.N1	18-DEC-2004 23:39:43	Bright	39.000	49	1Alp UMi	1.9900	6300.0	78	14656	No
483	GOM_NL__2PRFIN20041218_234425_000000402033_00073_14656_8247.N1	18-DEC-2004 23:44:25	Bright	39.500	60	7Bet UMi	2.0810	3950.0	79	14656	No
484	GOM_NL__2PRFIN20041218_234747_000000392033_00073_14656_8248.N1	18-DEC-2004 23:47:47	Bright	39.000	119	14Eta Dra	2.7270	4700.0	78	14656	No
485	GOM_NL__2PRFIN20041218_234936_000000442033_00073_14656_8249.N1	18-DEC-2004 23:49:36	Bright	43.500	55	79Zet UMa	2.0600	10200.	87	14656	No
486	GOM_NL__2PRFIN20041218_235135_000000452033_00073_14656_8250.N1	18-DEC-2004 23:51:35	Bright	44.500	39	85Eta UMa	1.8540	24000.	89	14656	No
487	GOM_NL__2PRFIN20041218_235504_000000382033_00073_14656_8251.N1	18-DEC-2004 23:55:04	Bright	37.500	180	27Gam Boo	3.0400	8000.0	75	14656	No
488	GOM_NL__2PRFIN20041218_235821_000000382033_00073_14656_8252.N1	18-DEC-2004 23:58:21	Bright	38.000	83		2.3780	11000.	76	14656	No

3. Quality information per product

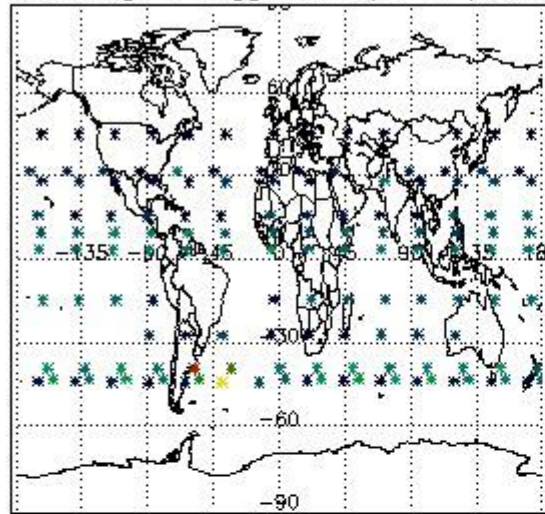
In this section it is plotted some information contained in the Quality Summary data set of the level 2 products. Only products in dark limb conditions and without errors (error flag in the MPH set to "0") are used.

3.1 Plot quality information per product (time dependant)

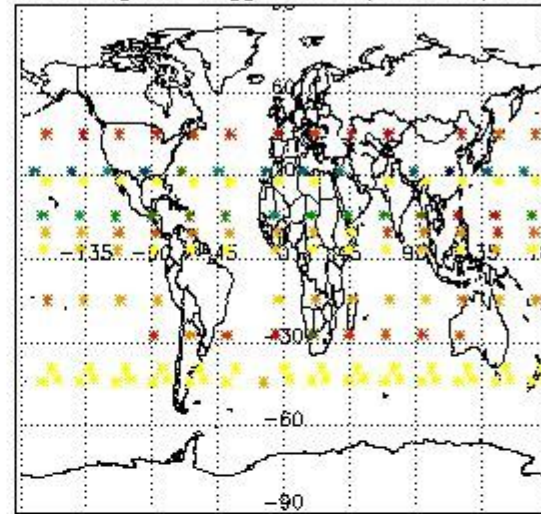


3.2 Plot quality information per product (world map)

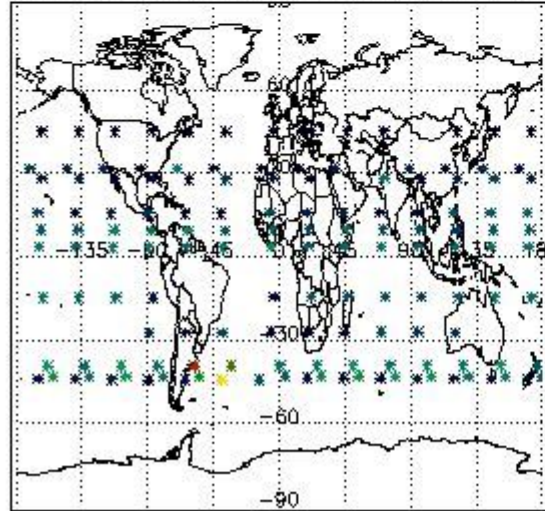
Percentage of flagged data per O3 profile



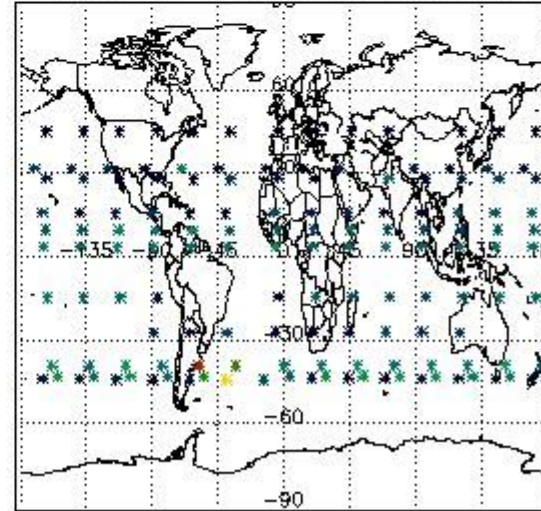
Percentage of flagged data per H2O profile



Percentage of flagged data per NO2 profile



Percentage of flagged data per NO3 profile

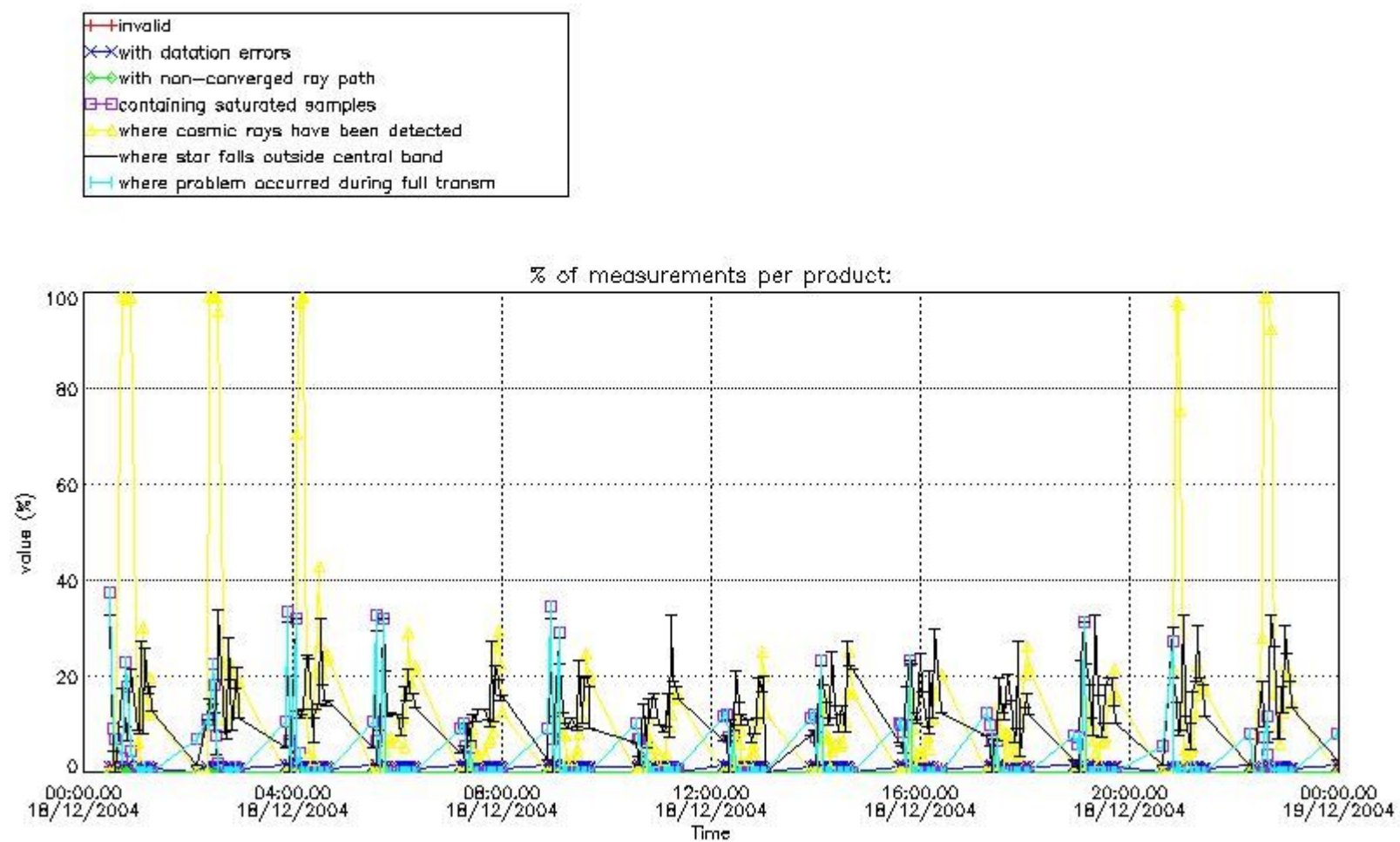


4. Level 1 quality information per product

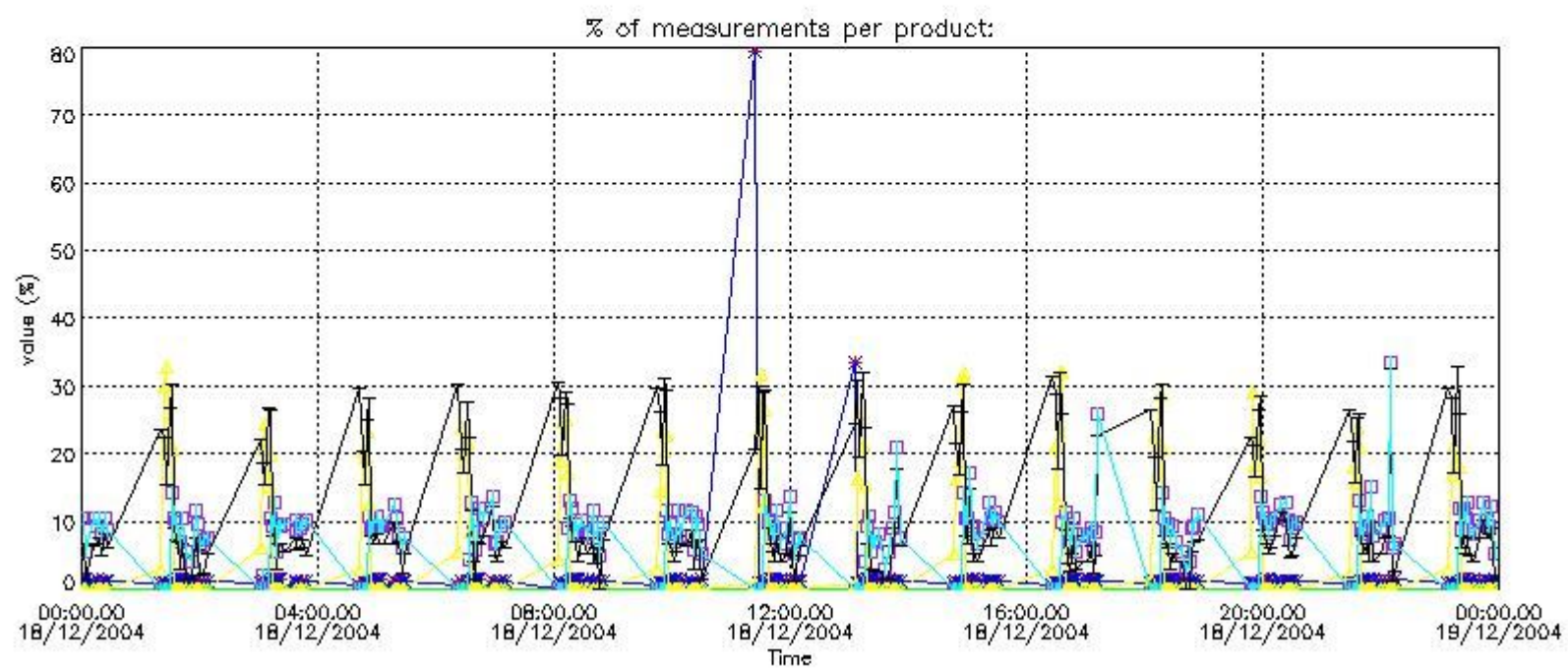
In this section it is plotted some information contained in the Quality Summary data set of the level 2 products that comes from the level 1b processing. Products without errors (error flag in the MPH set to "0") are used.

4.1 Plot quality information per product (time dependant) coming from level 1b processing

4.1.1 Plot level 1 quality information per product (time dependant): ENVISAT ASCENDING passes

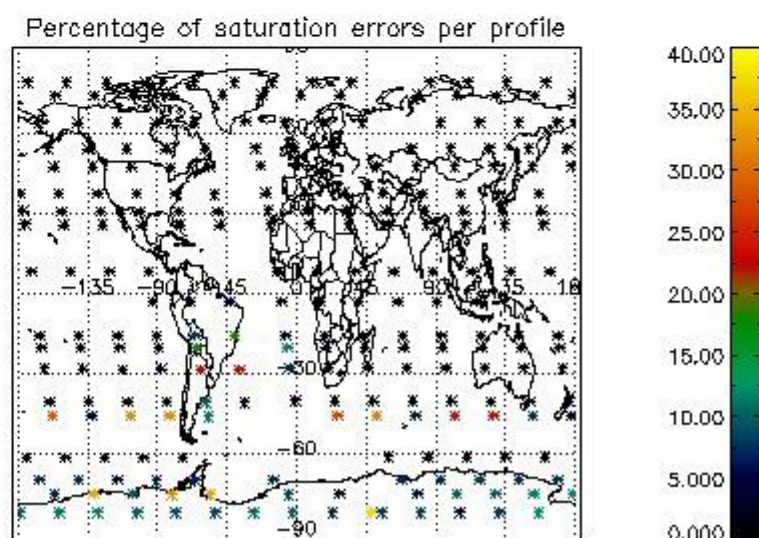
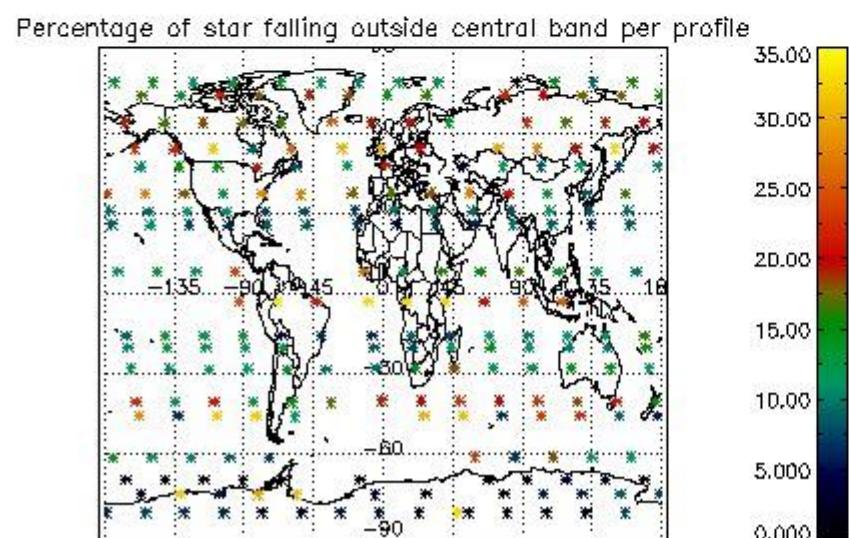
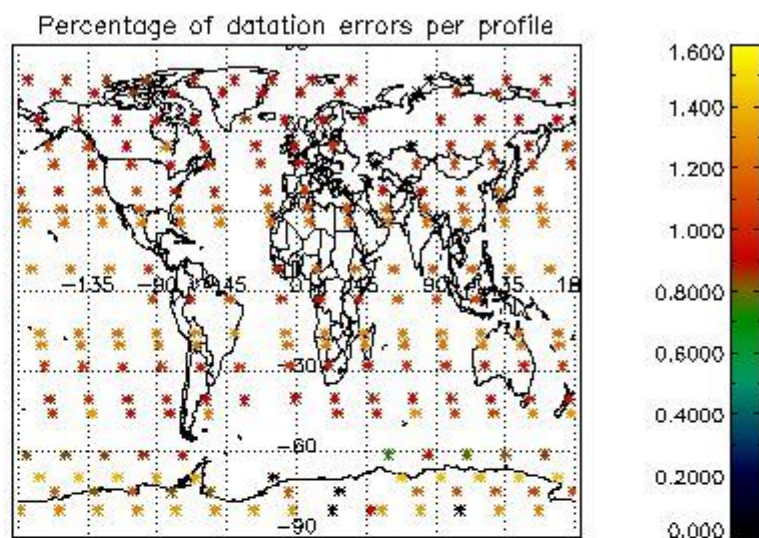
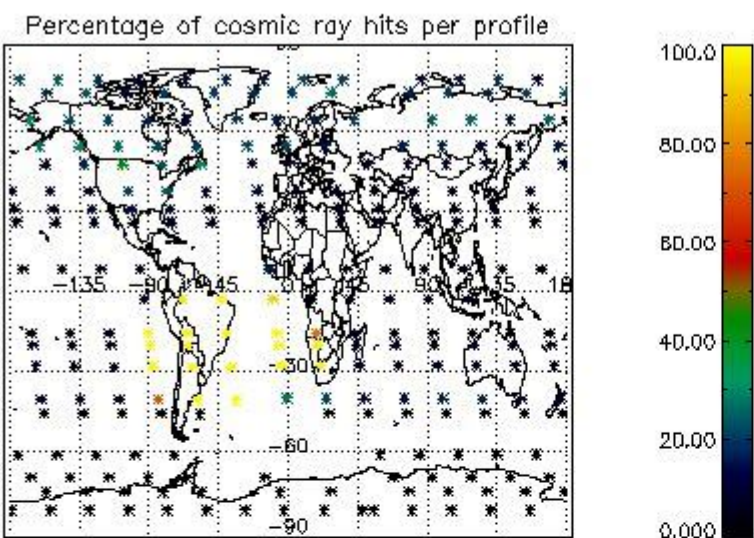


4.1.2 Plot level 1 quality information per product (time dependant): ENVISAT DESCENDING passes

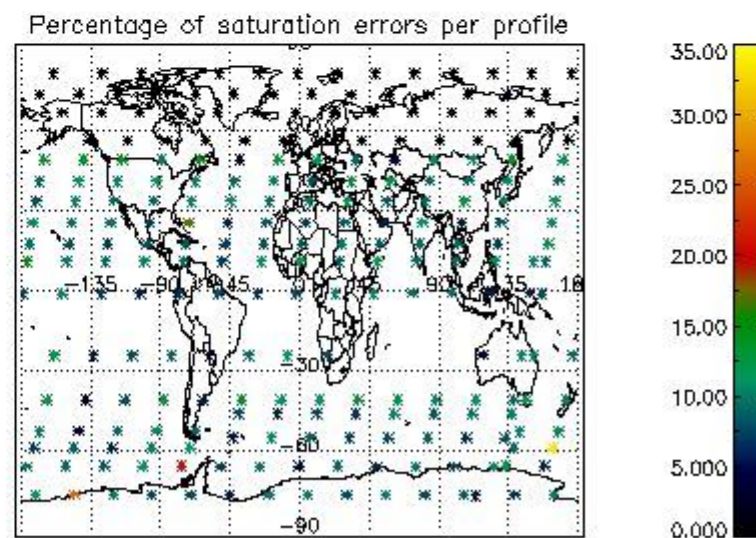
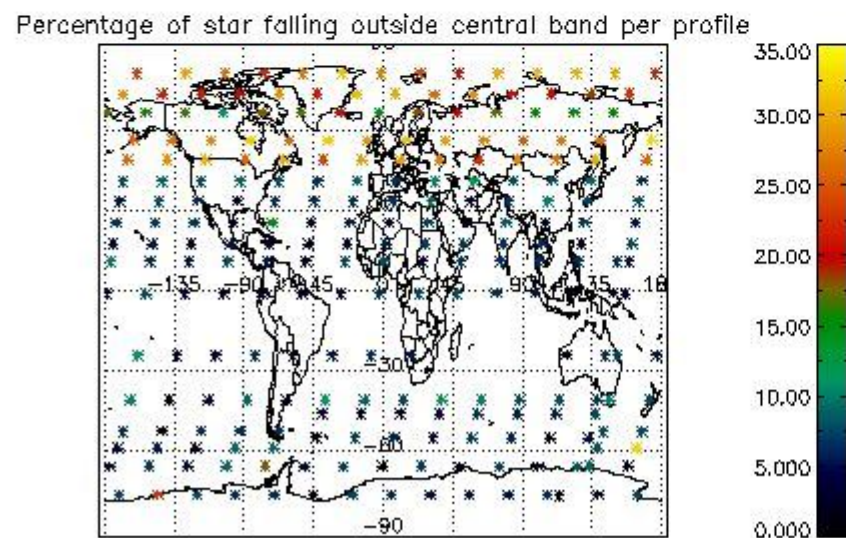
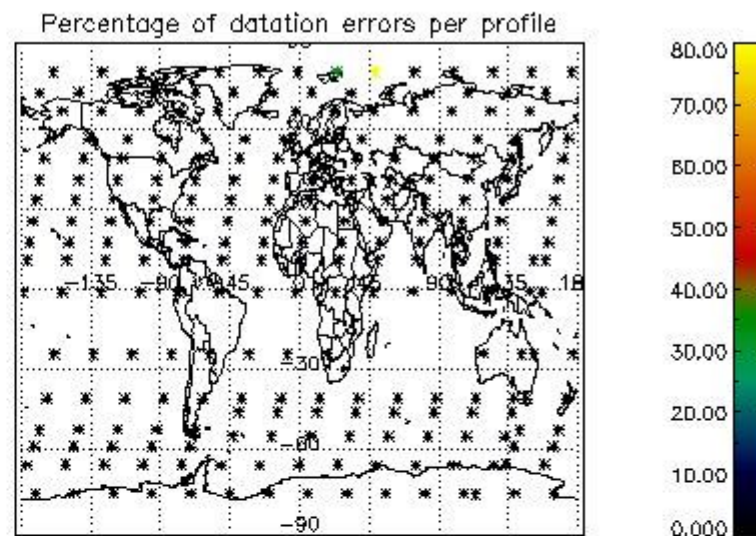
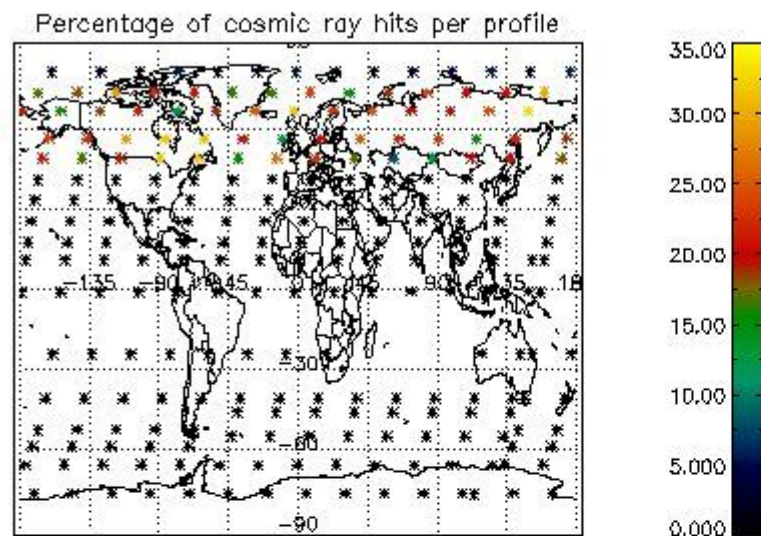


4.2 Plot quality information per product coming from level 1b processing (world map)

4.2.1 Plot level 1 quality information per product (world map): ENVISAT ASCENDING passes



4.2.2 Plot level 1 quality information per product (world map): ENVISAT DESCENDING passes



5. Trace gas profiles

5.1 Ozone statistics based on quality of products

The final quality of the products can be "measured" using the STD (Standard Deviation) attached to every point profile. This information is written to the parameter GOM_NL__2P/NL_LOCAL_SPECIES_DENSITY/o3_std of the level 2 products. The table below shows the statistics for given STD ranges.

The statistics are given with respect to the overall valid production:

- Products without fatal errors: GOM_NL__2P/MPH/PRODUCT_ERR=0
- Valid point profile: GOM_NL__2P/NL_LOCAL_SPECIES_DENSITY/pcd(0)=0

The 'Criteria' is applied to valid points of dark limb products:

- Products in dark limb illumination condition: GOM_NL__2P/NL_SUMMARY_QUALITY/obs_ill_cond=0
- Products without fatal errors: GOM_NL__2P/MPH/PRODUCT_ERR=0
- Valid point profile: GOM_NL__2P/NL_LOCAL_SPECIES_DENSITY/pcd(0)=0

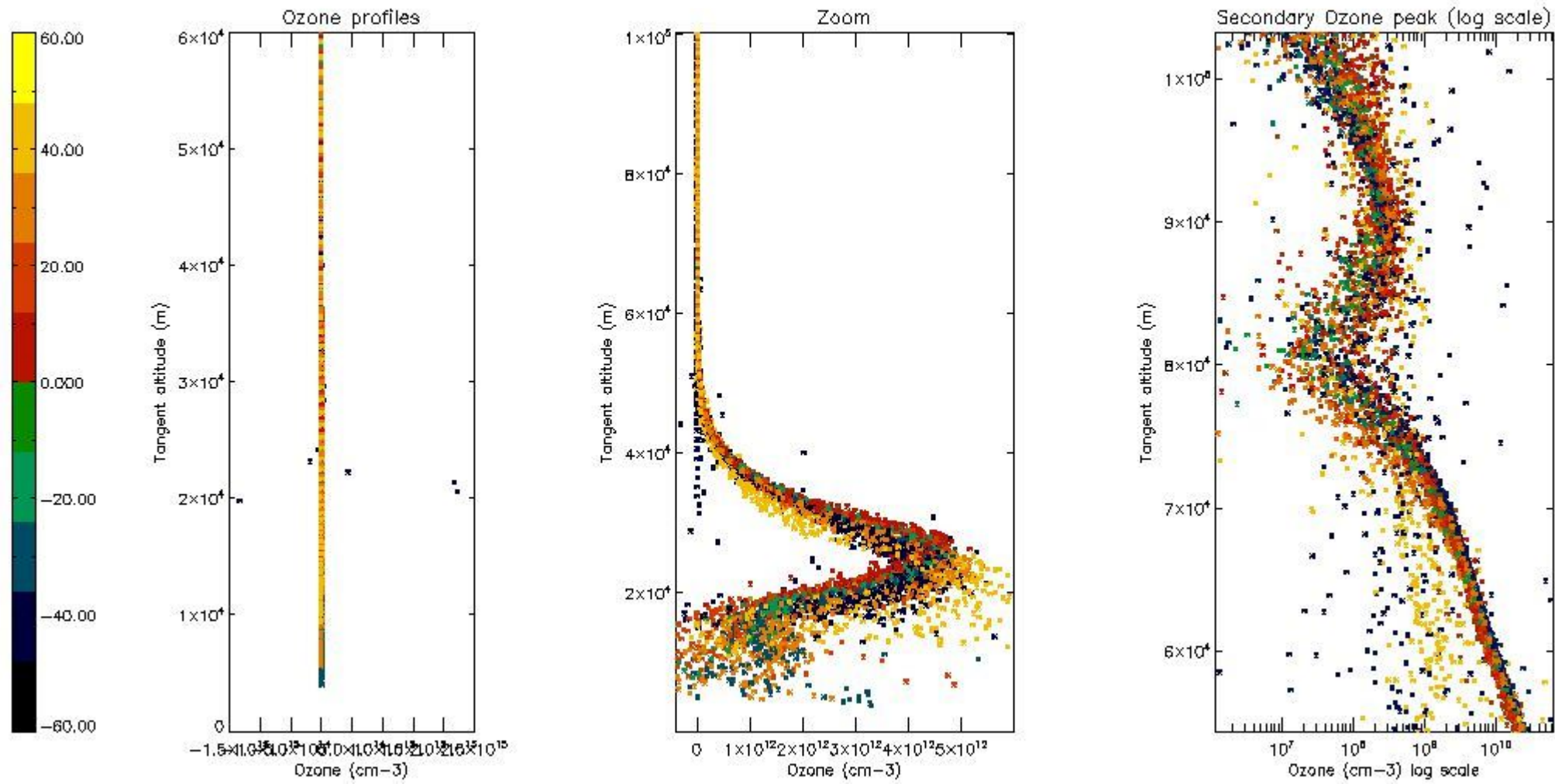
So, the table below shows the percentage of dark limb and valid observations for each criteria with respect to the overall valid daily observations.

Criteria	% of total production
All STD	30
STD < 20	16

STD < 10	12
STD < 5	8

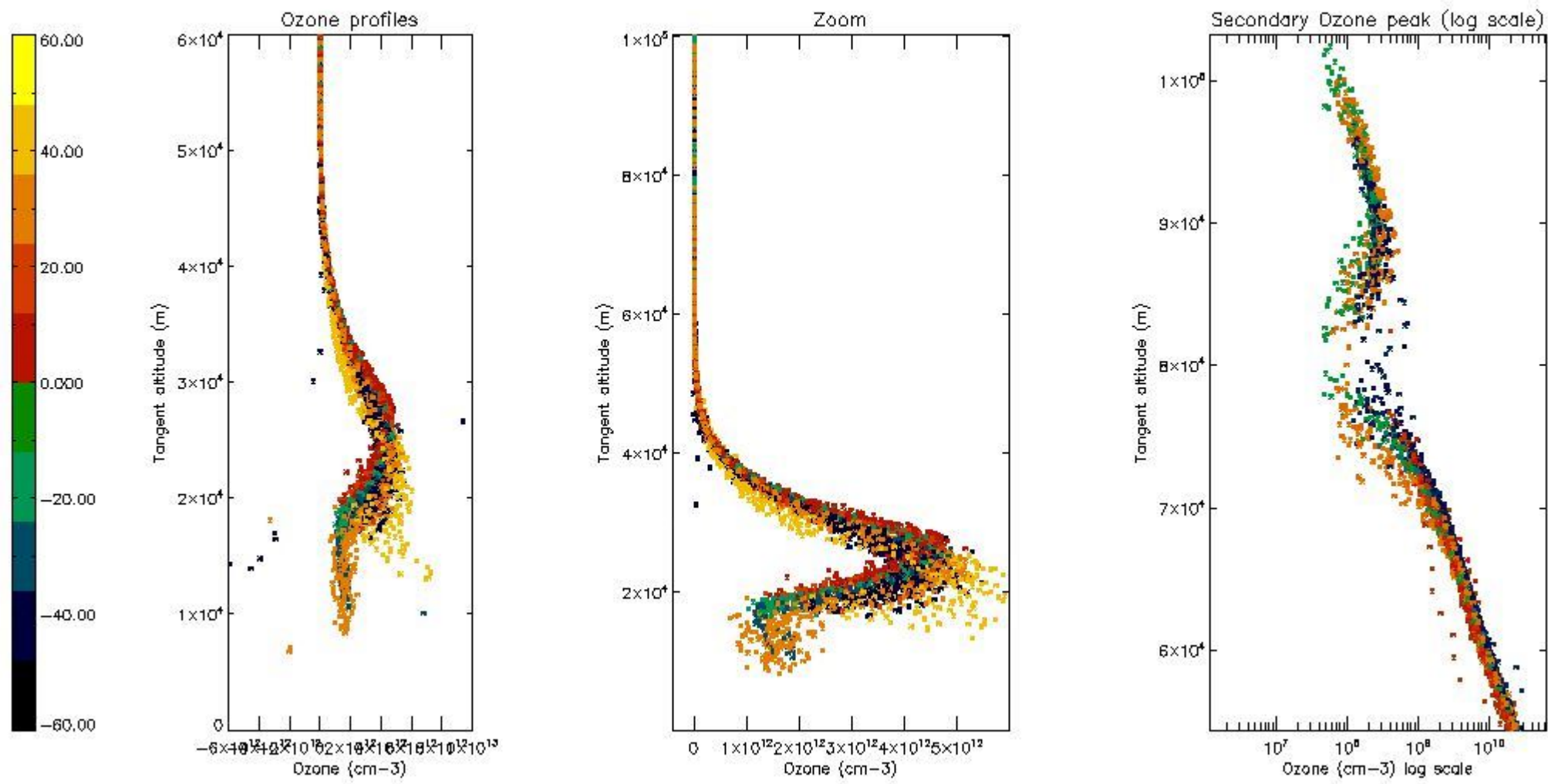
5.2 Plot ozone profiles for all STD (dark without errors)

The colorbar represents the latitude.



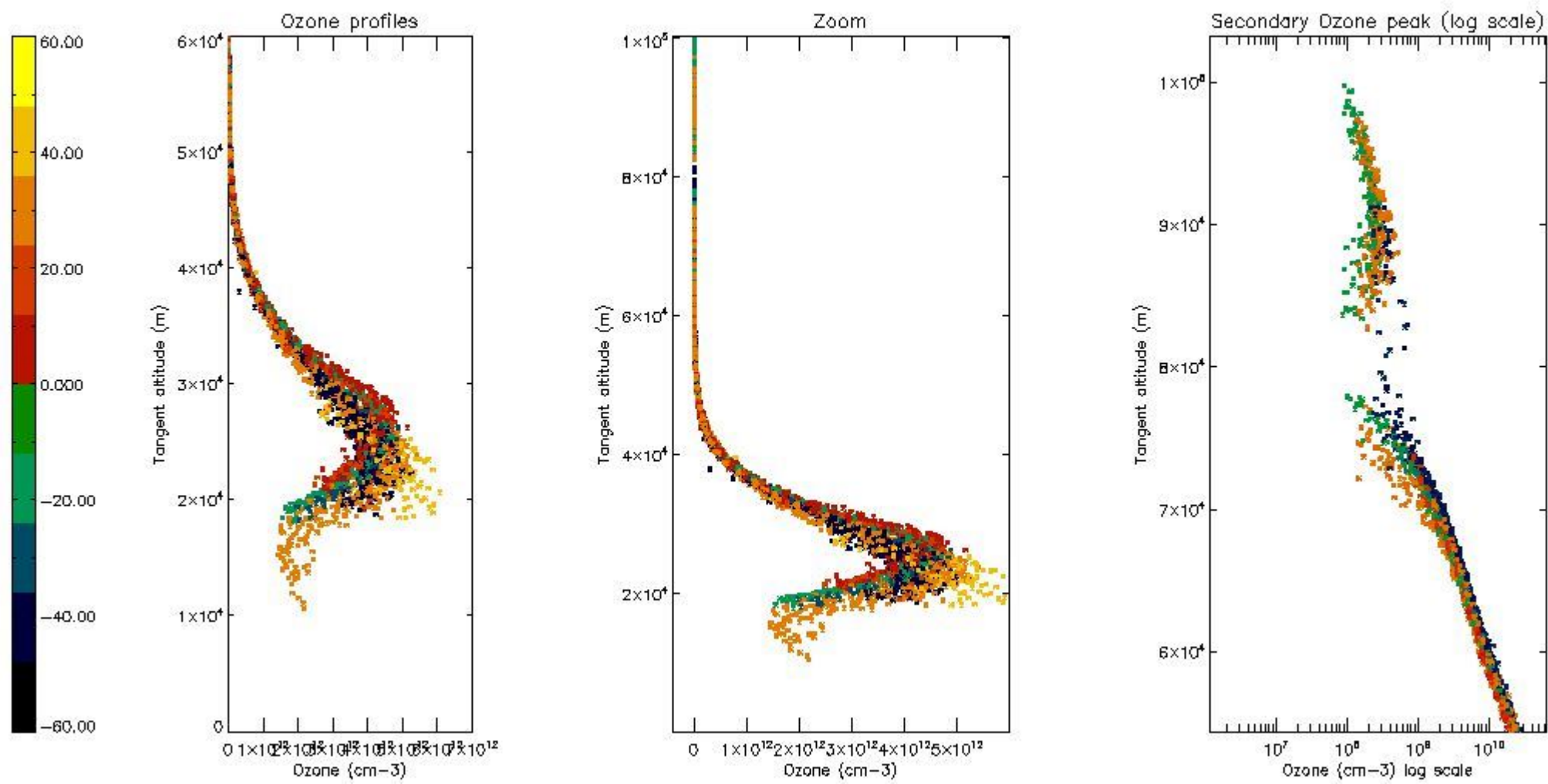
5.3 Plot ozone profiles where STD < 20% (dark without errors)

The colorbar represents the latitude.



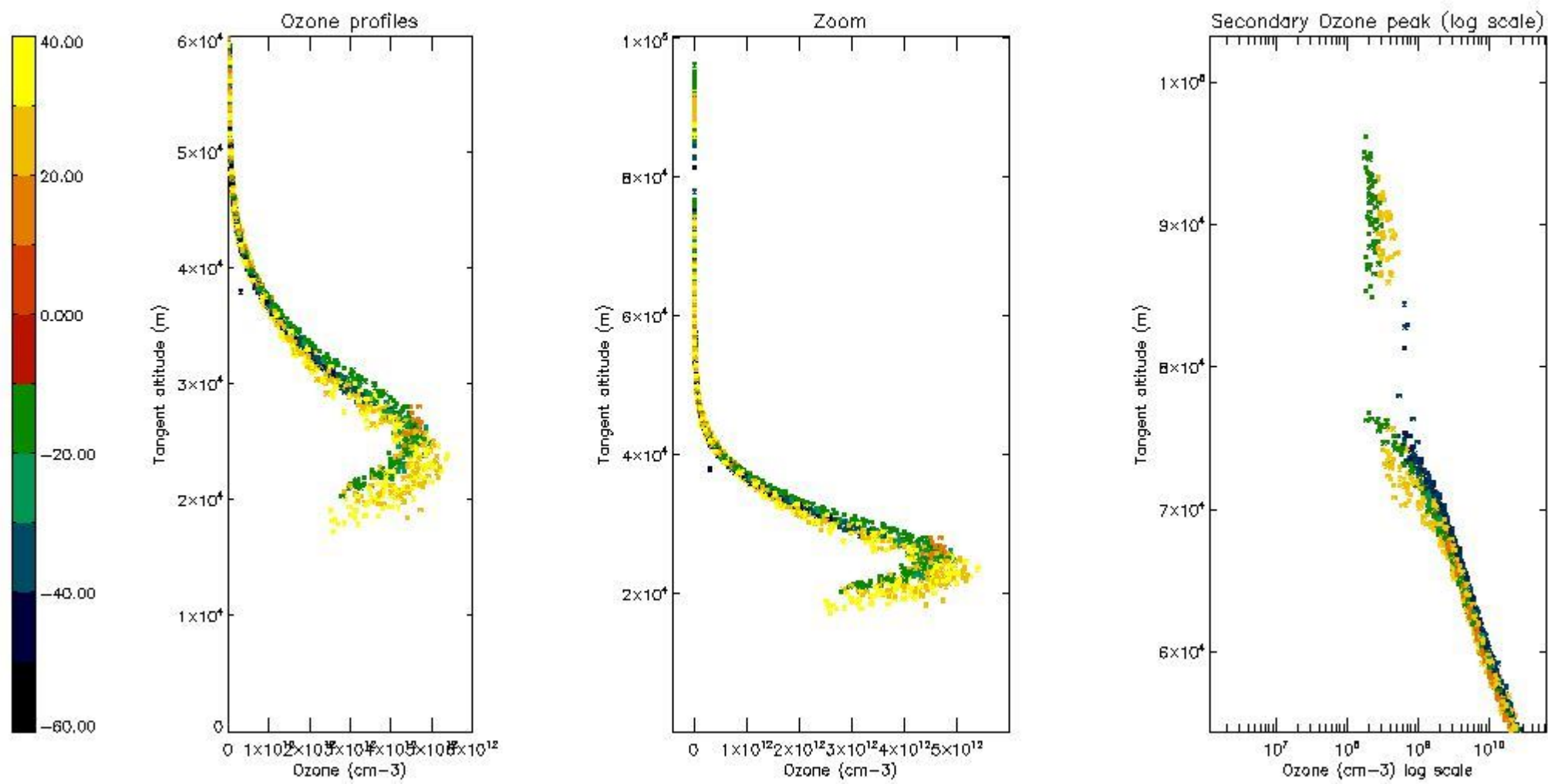
5.4 Plot ozone profiles where $STD < 10\%$ (dark without errors)

The colorbar represents the latitude.



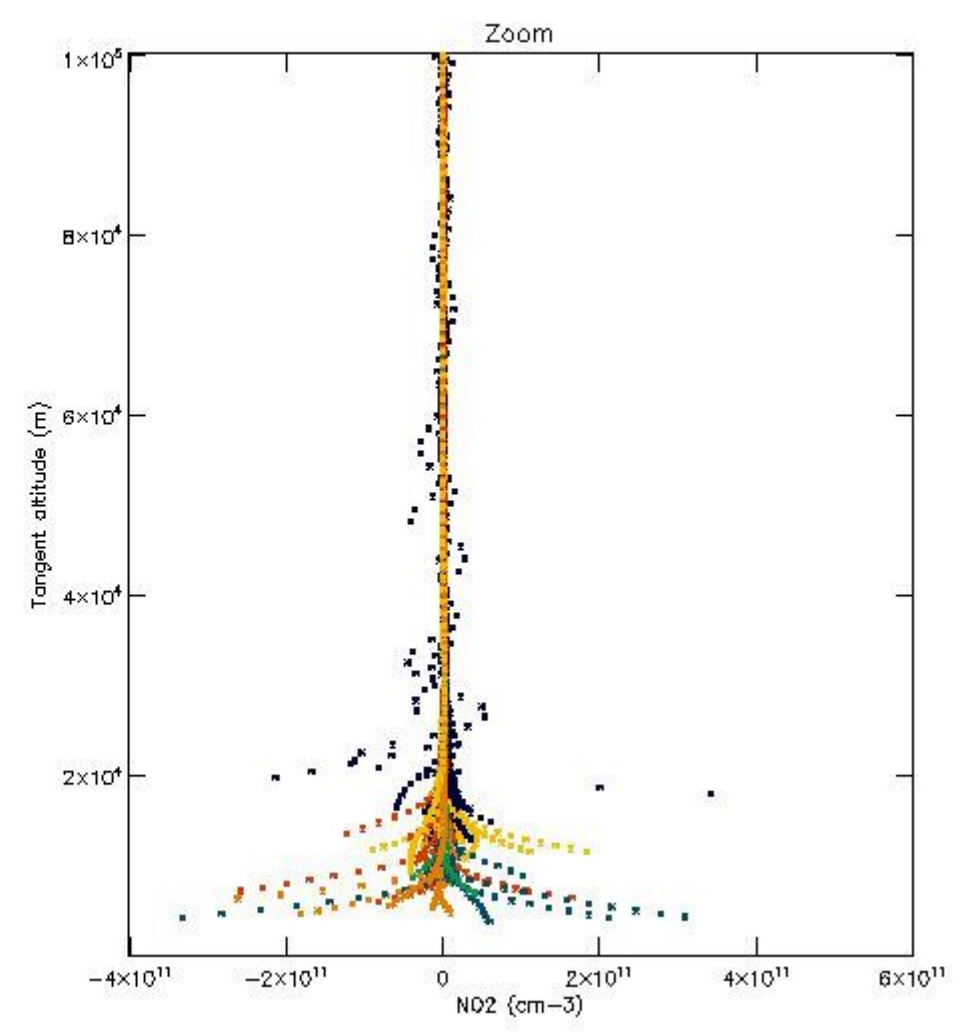
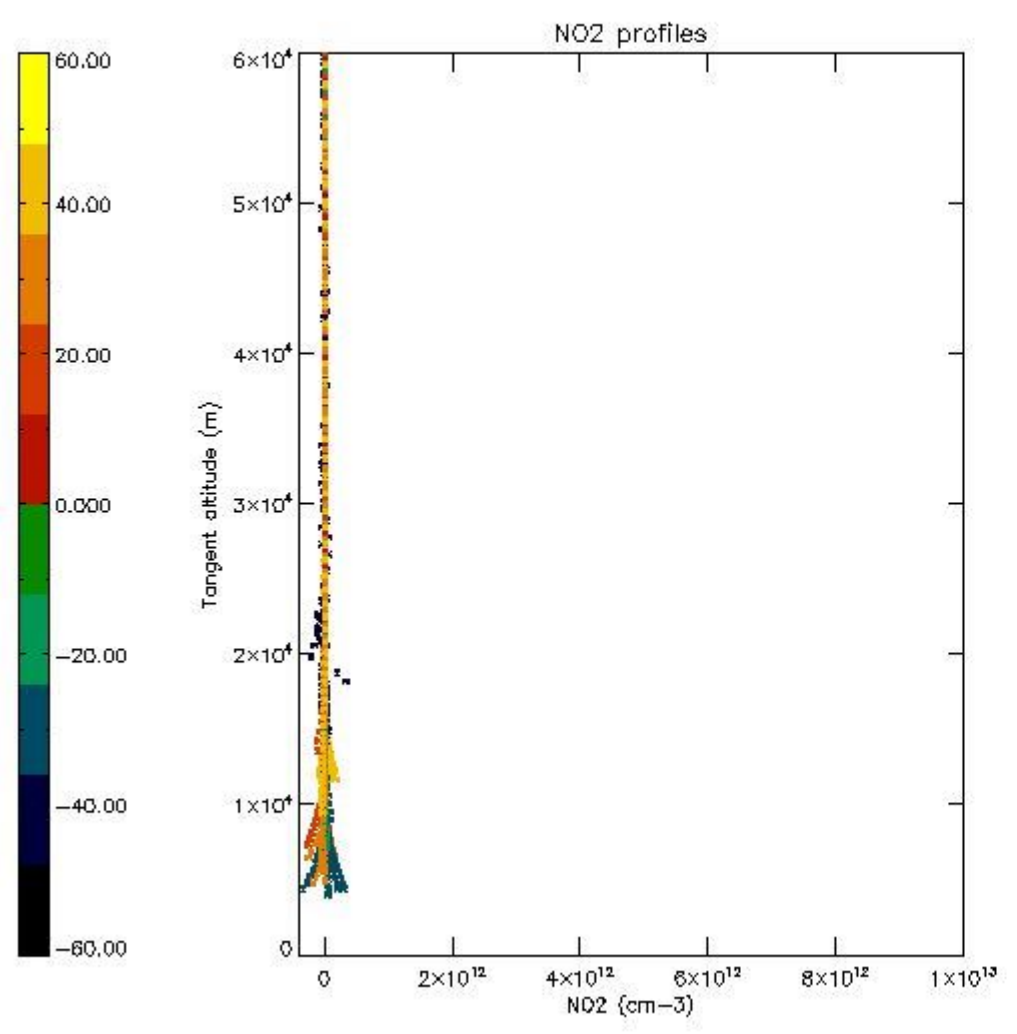
5.5 Plot ozone profiles where $STD < 5\%$ (dark without errors)

The colorbar represents the latitude.



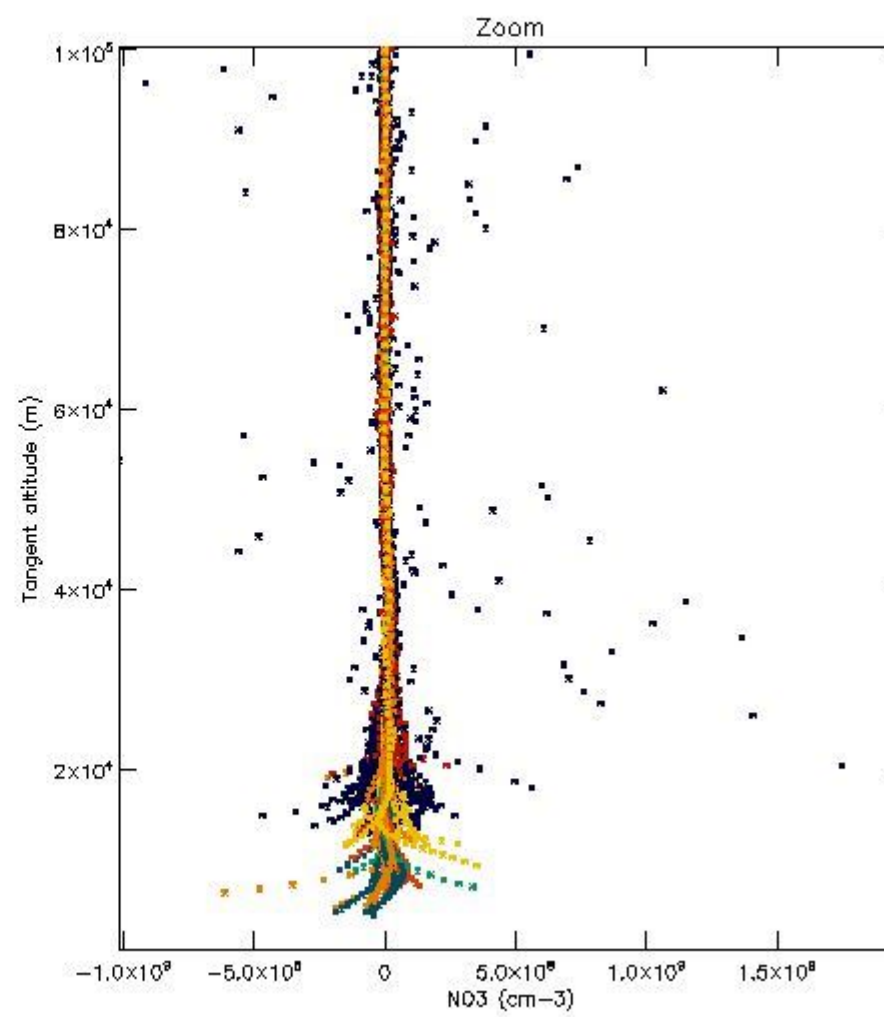
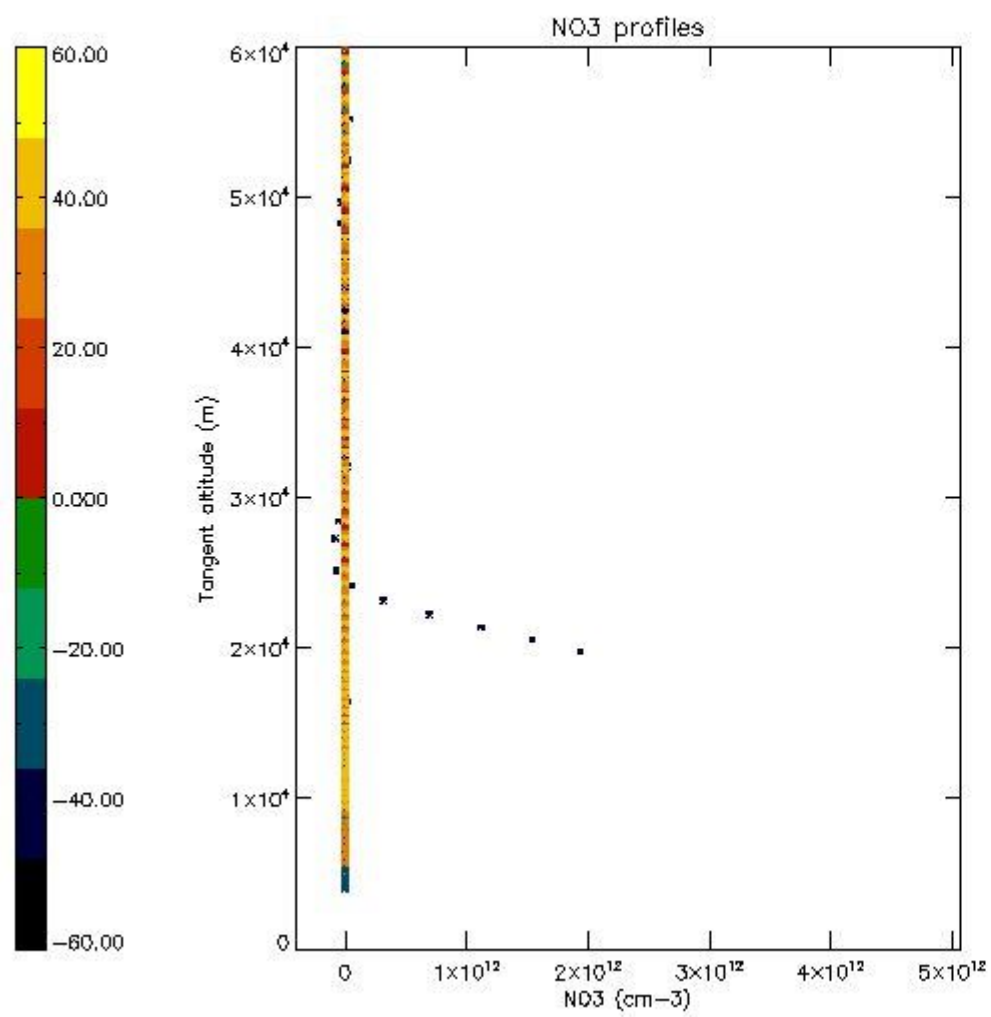
5.6 Plot NO₂ profiles for all STD (dark without errors)

The colorbar represents the latitude.



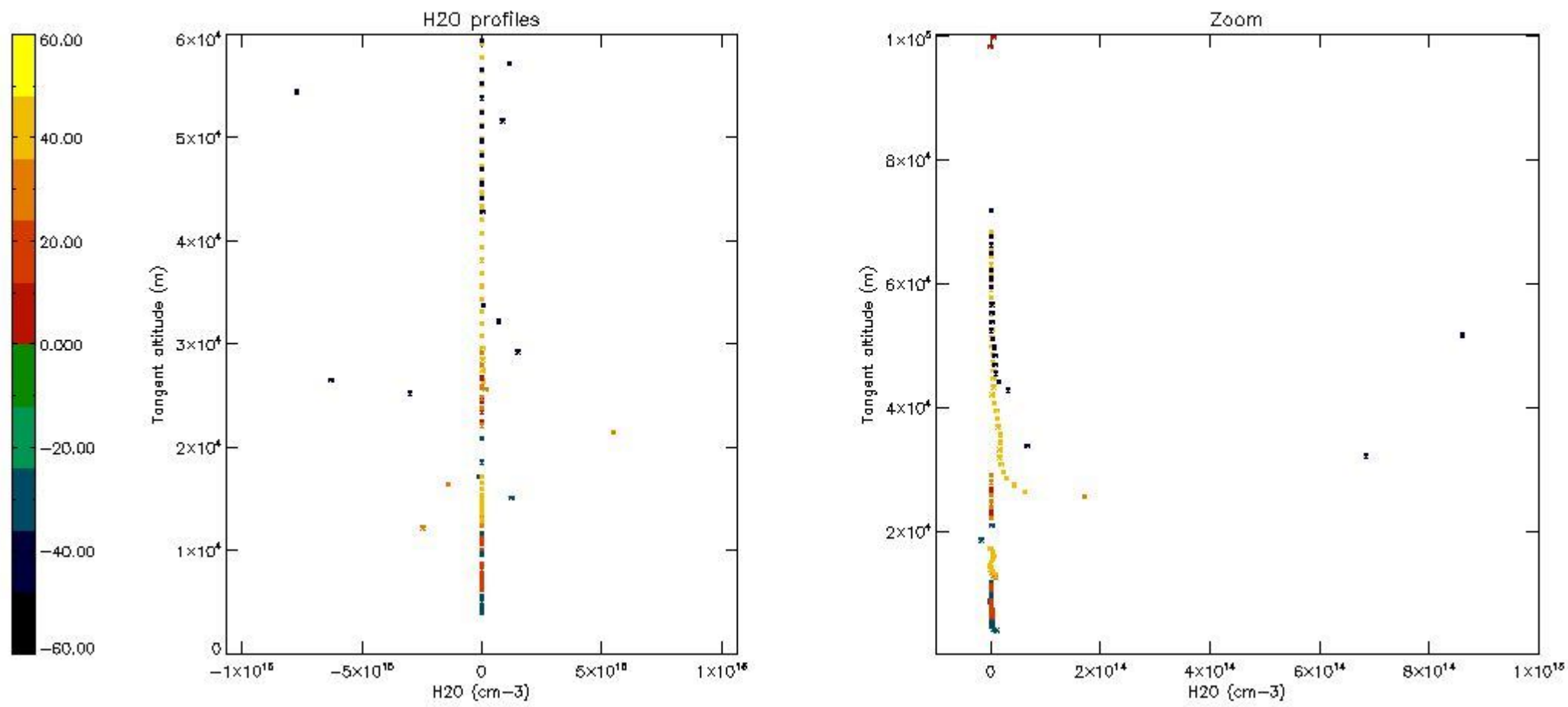
5.7 Plot NO3 profiles for all STD (dark without errors)

The colorbar represents the latitude.



5.8 Plot H2O profiles for all STD (only for occultations of stars 1,2,3,4,13,14,16,26,63 dark without errors)

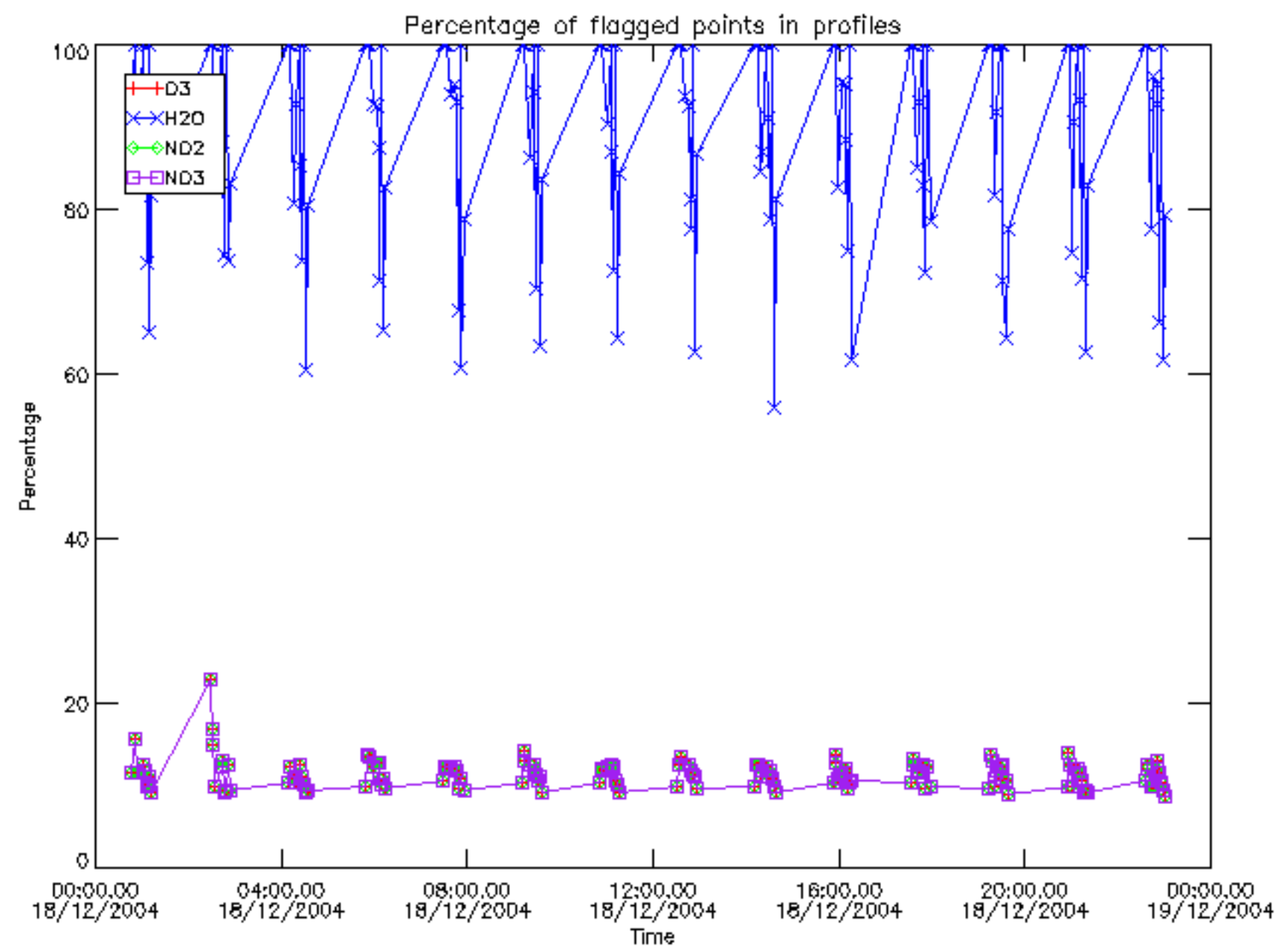
The colorbar represents the latitude.



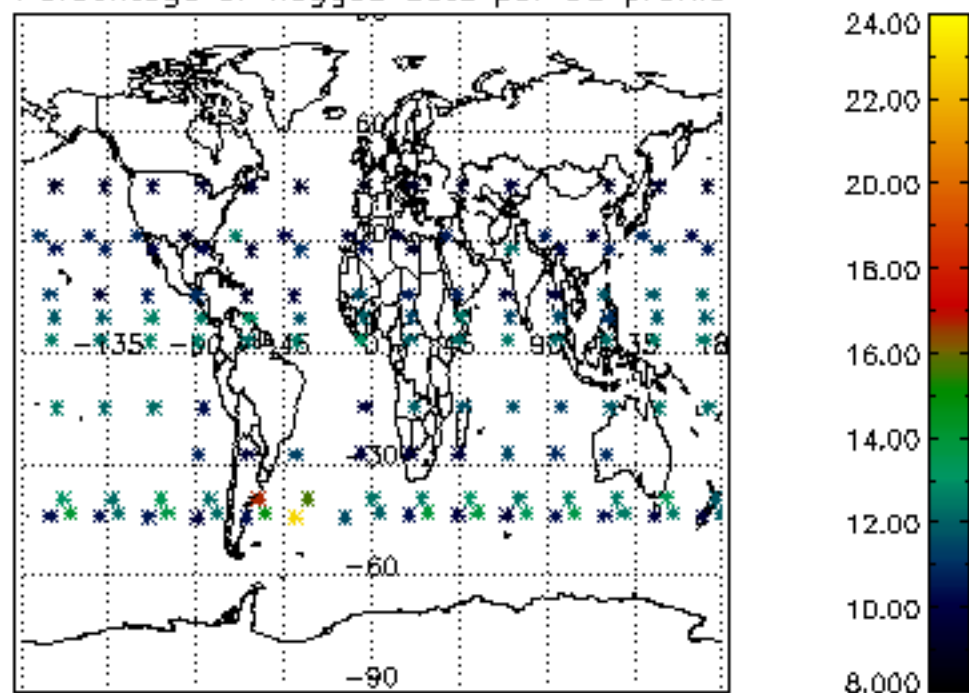
6. Auxiliary Data Files used for the production reported in section 2

The number reported in the third column indicates since which file (see list in section 2) the corresponding auxiliary file has been used. The fourth column is the date of those product files.

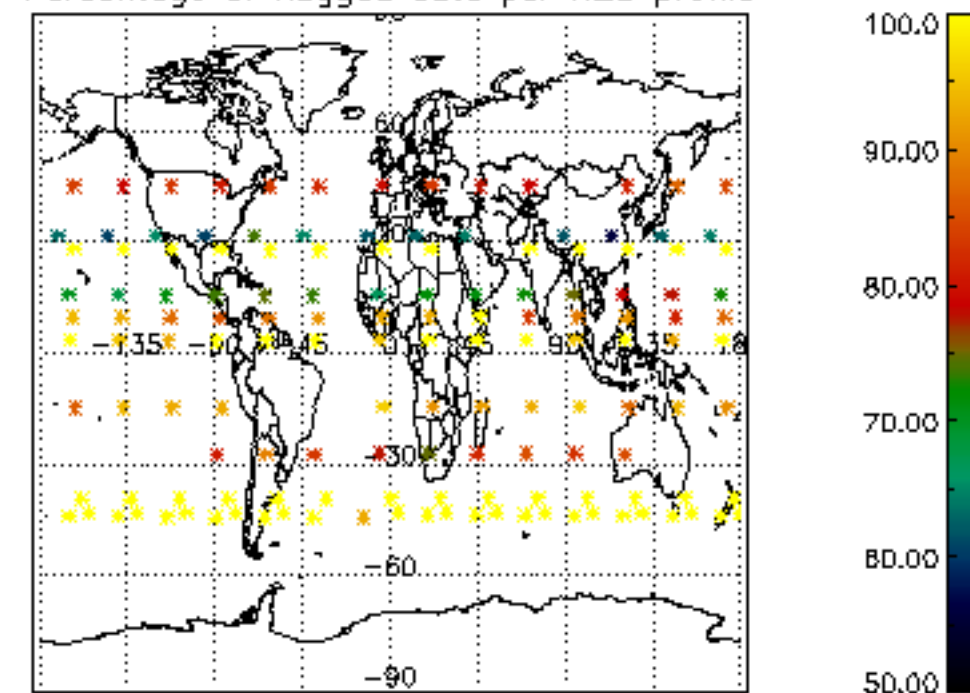
Type	Auxiliary Filename	Used since product	Used since product date
INST_PHYS_CHARACTERISTICS	GOM_INS_AXVIEC20091111_143220_20030716_120000_20500101_000000	1	18-DEC-2004 00:01:28
LEVEL-2_PROC_CONFIG	GOM_PR2_AXVIEC20091111_152718_20020301_000000_20500101_000000	1	18-DEC-2004 00:01:28
CROSS_SECTIONS_FILE	GOM_CR2_AXVIEC20091111_154832_20020301_000000_20500101_000000	1	18-DEC-2004 00:01:28



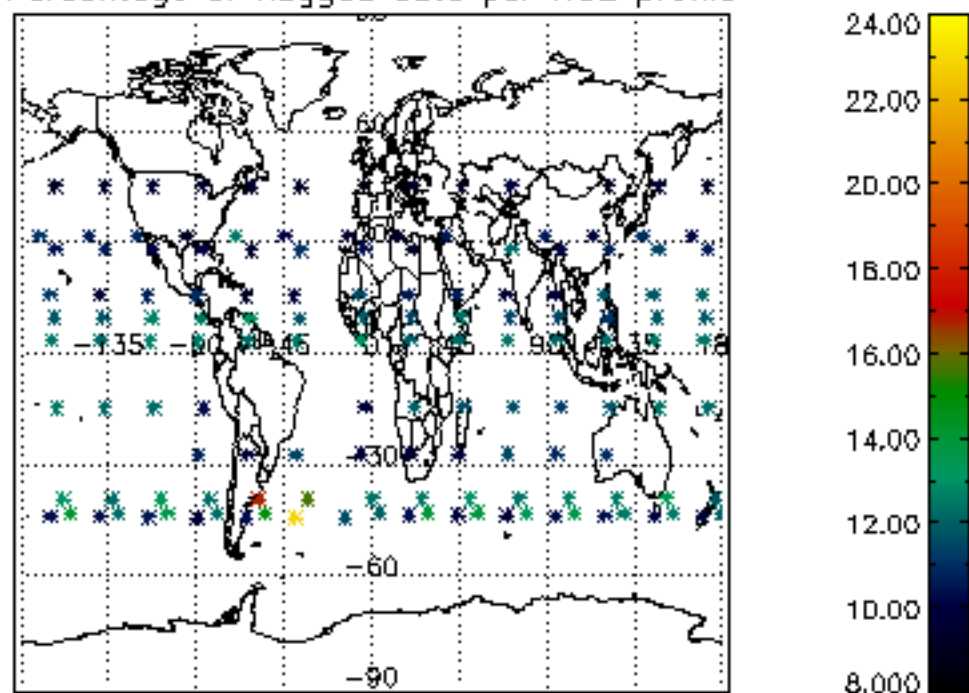
Percentage of flagged data per D3 profile



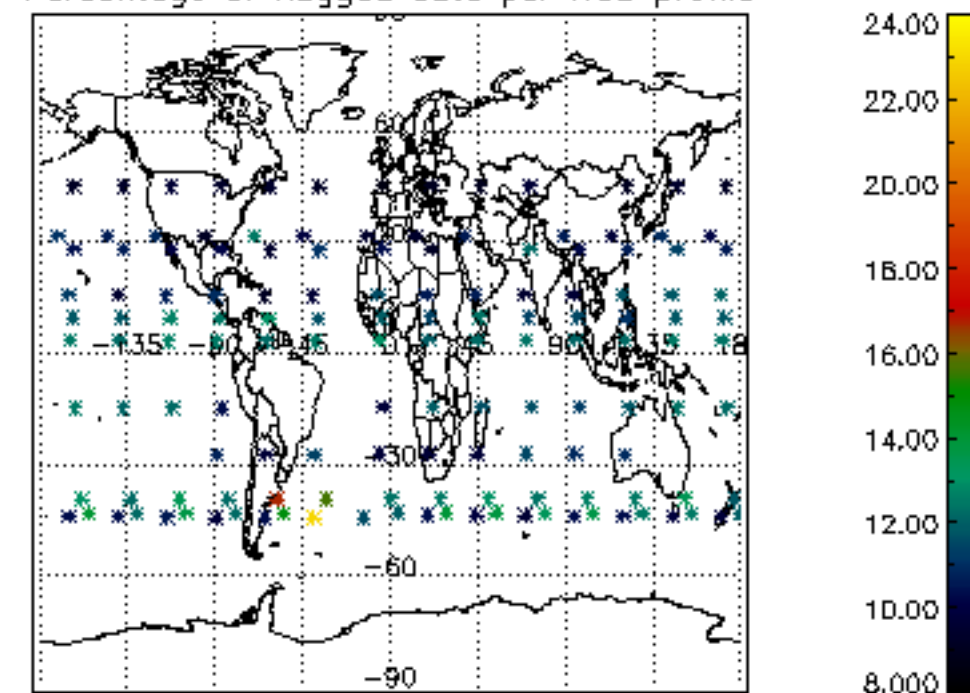
Percentage of flagged data per H2O profile

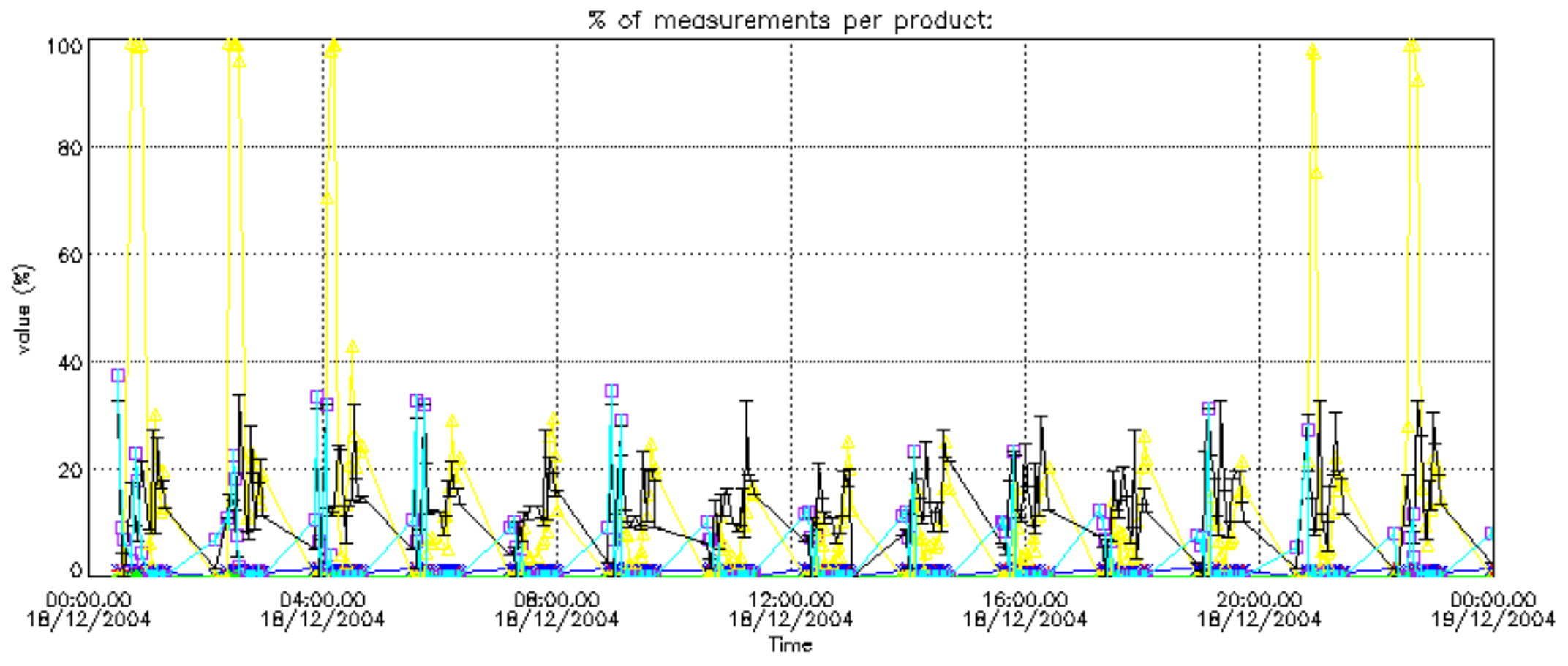


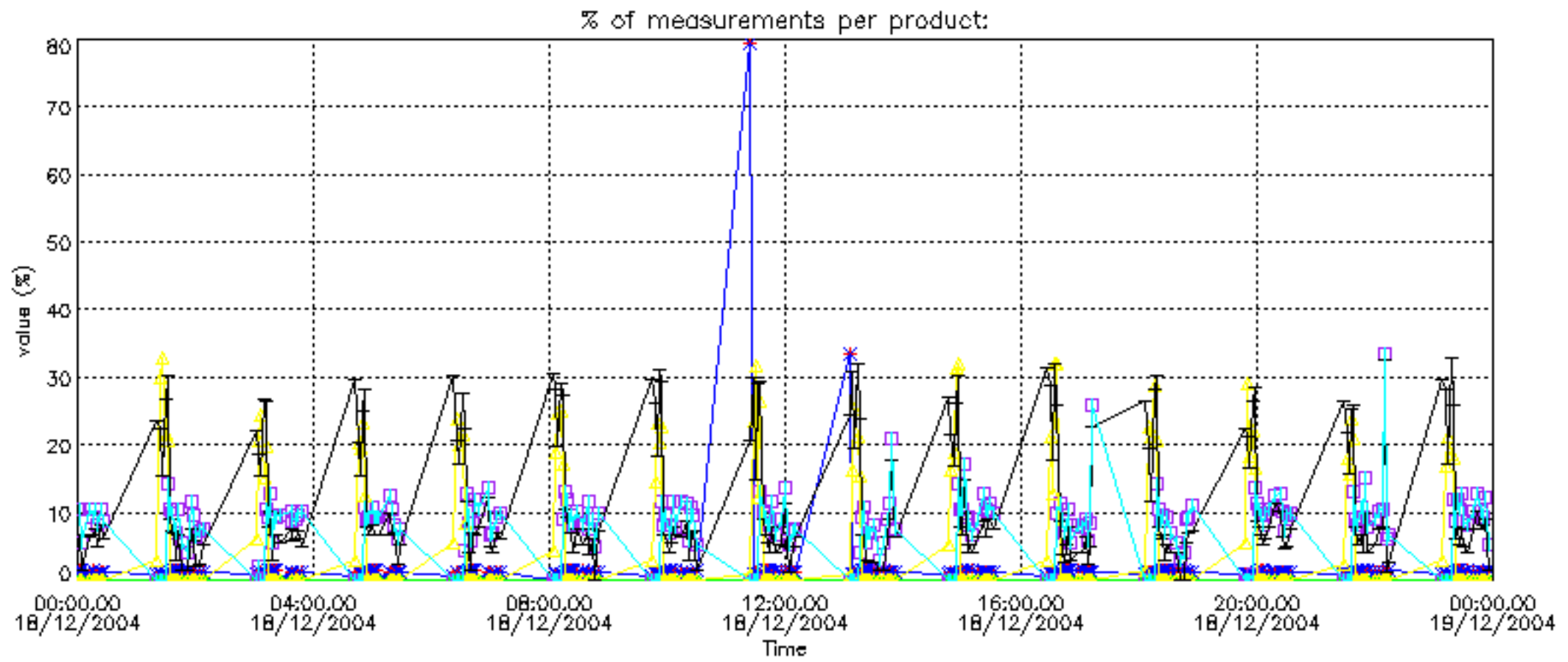
Percentage of flagged data per NO2 profile



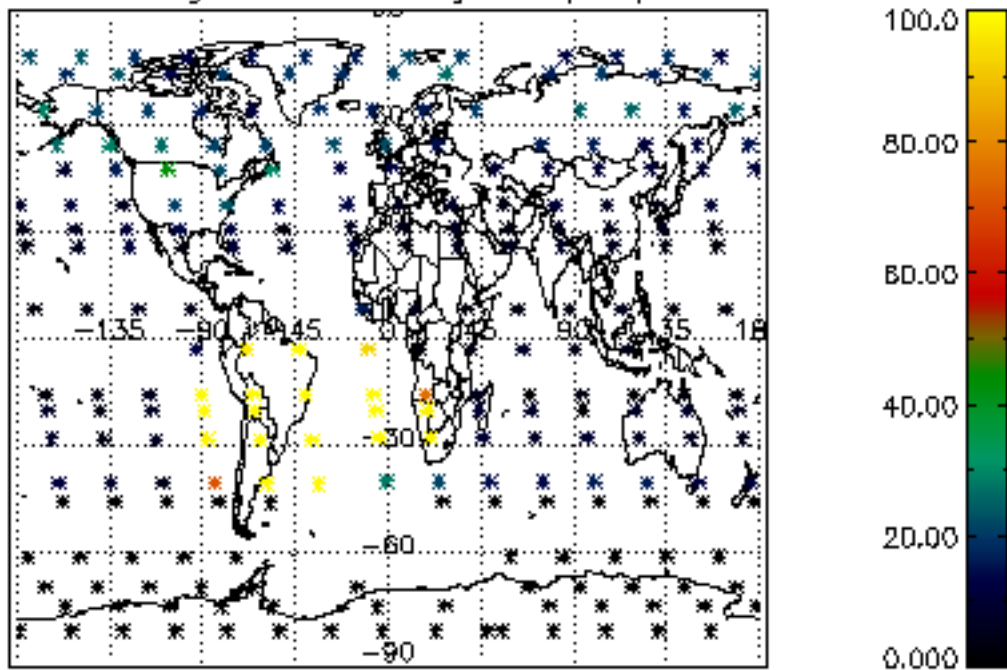
Percentage of flagged data per NO3 profile



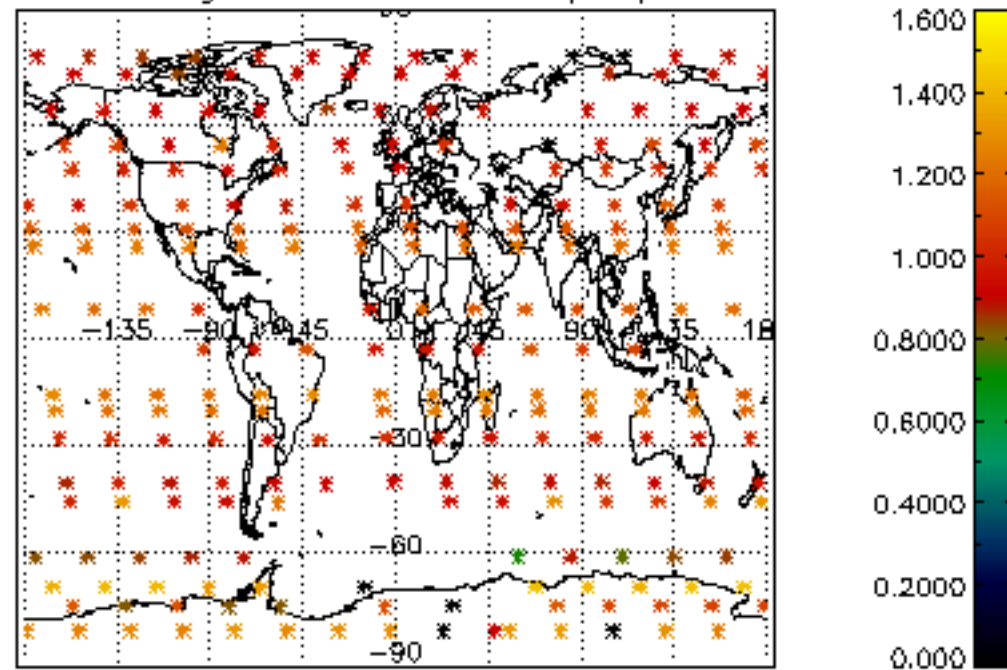




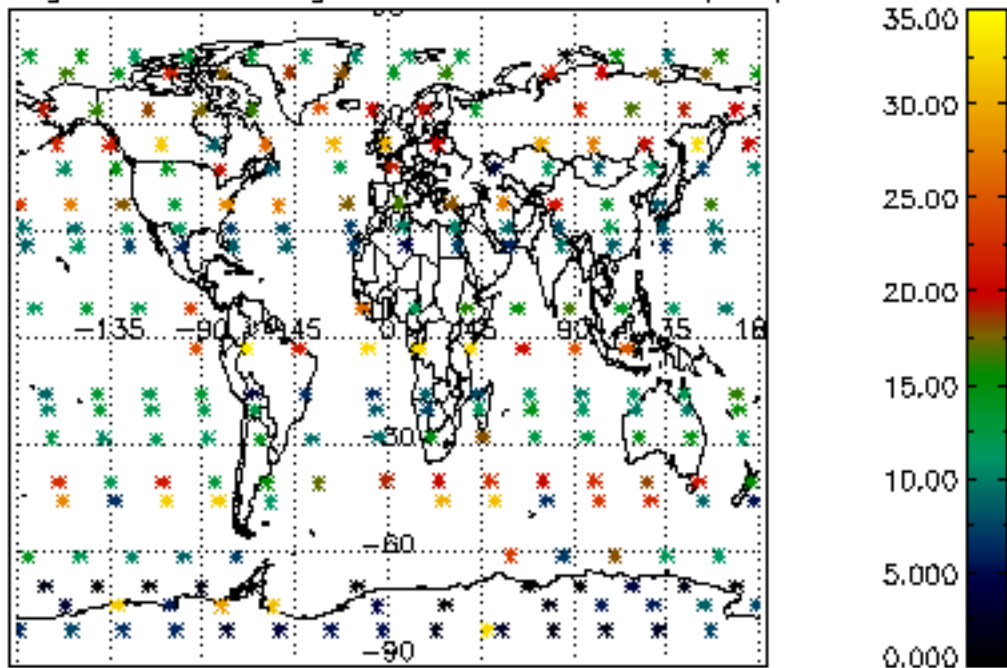
Percentage of cosmic ray hits per profile



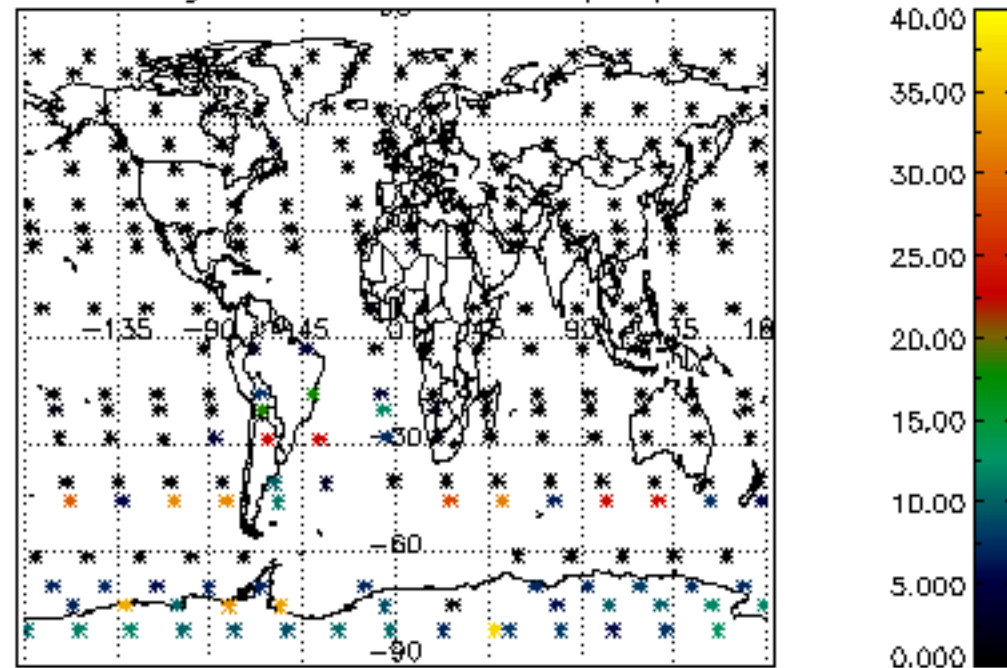
Percentage of datation errors per profile



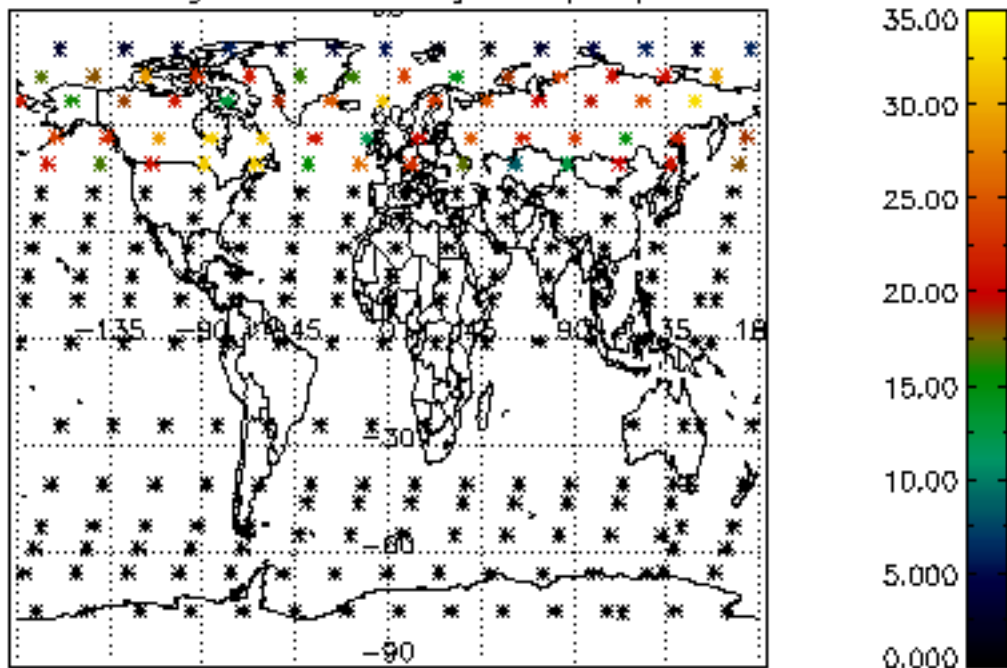
Percentage of star falling outside central band per profile



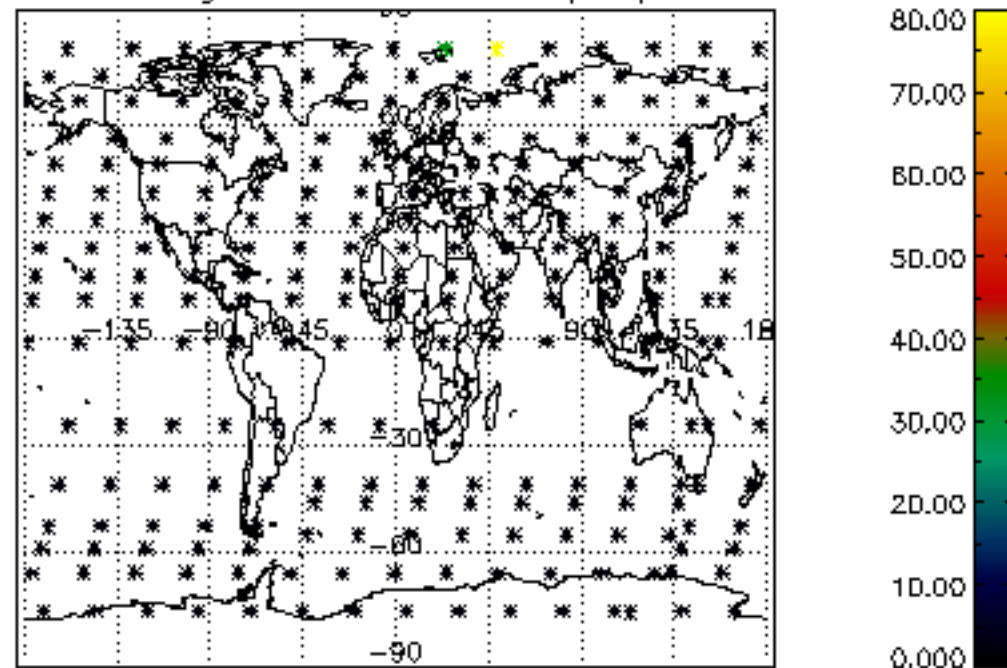
Percentage of saturation errors per profile



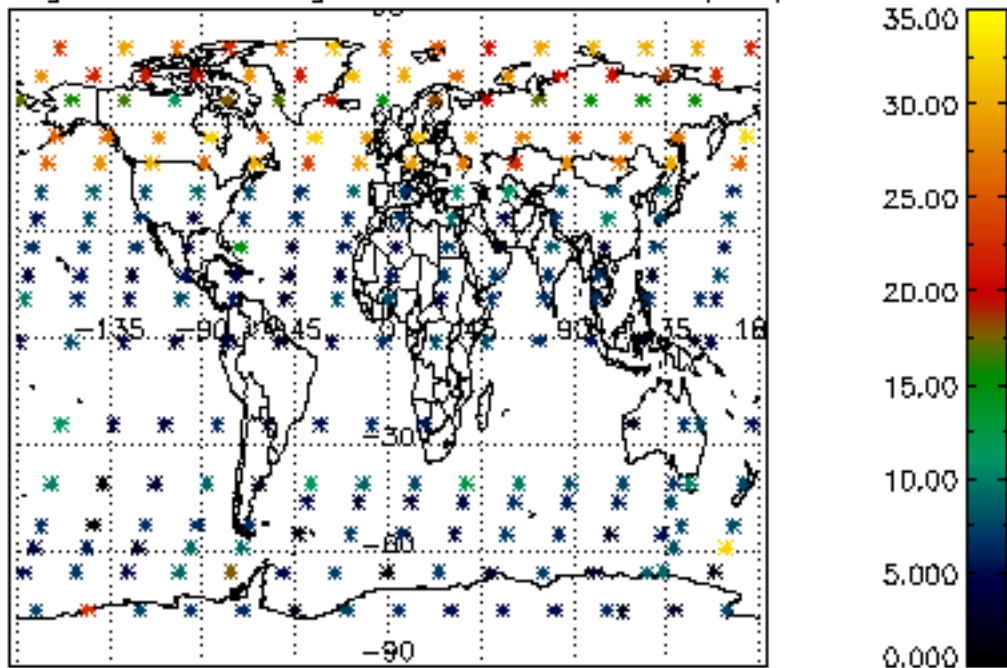
Percentage of cosmic ray hits per profile



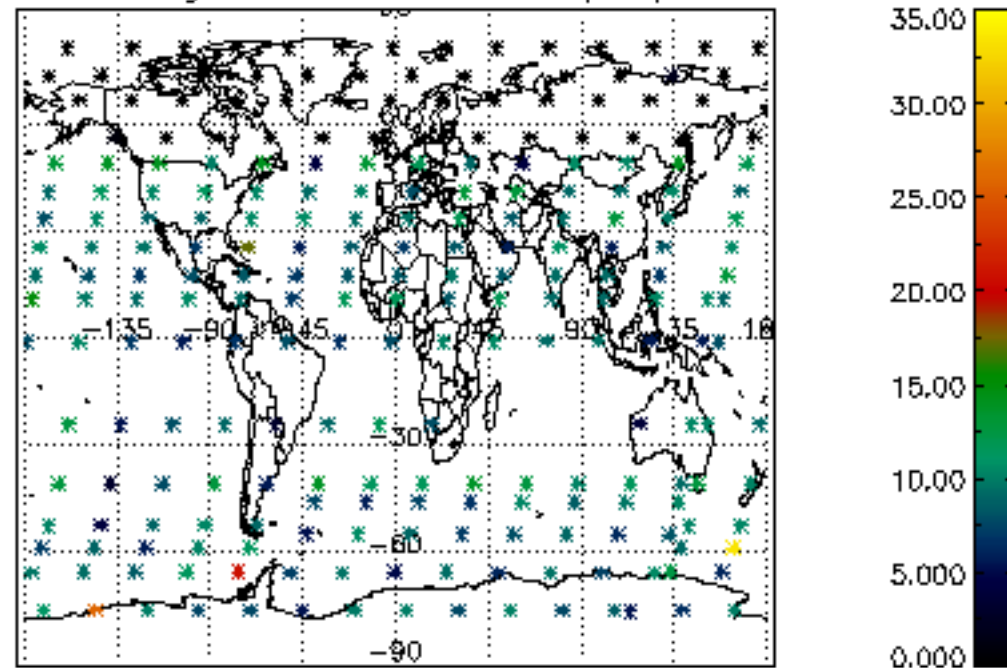
Percentage of datation errors per profile

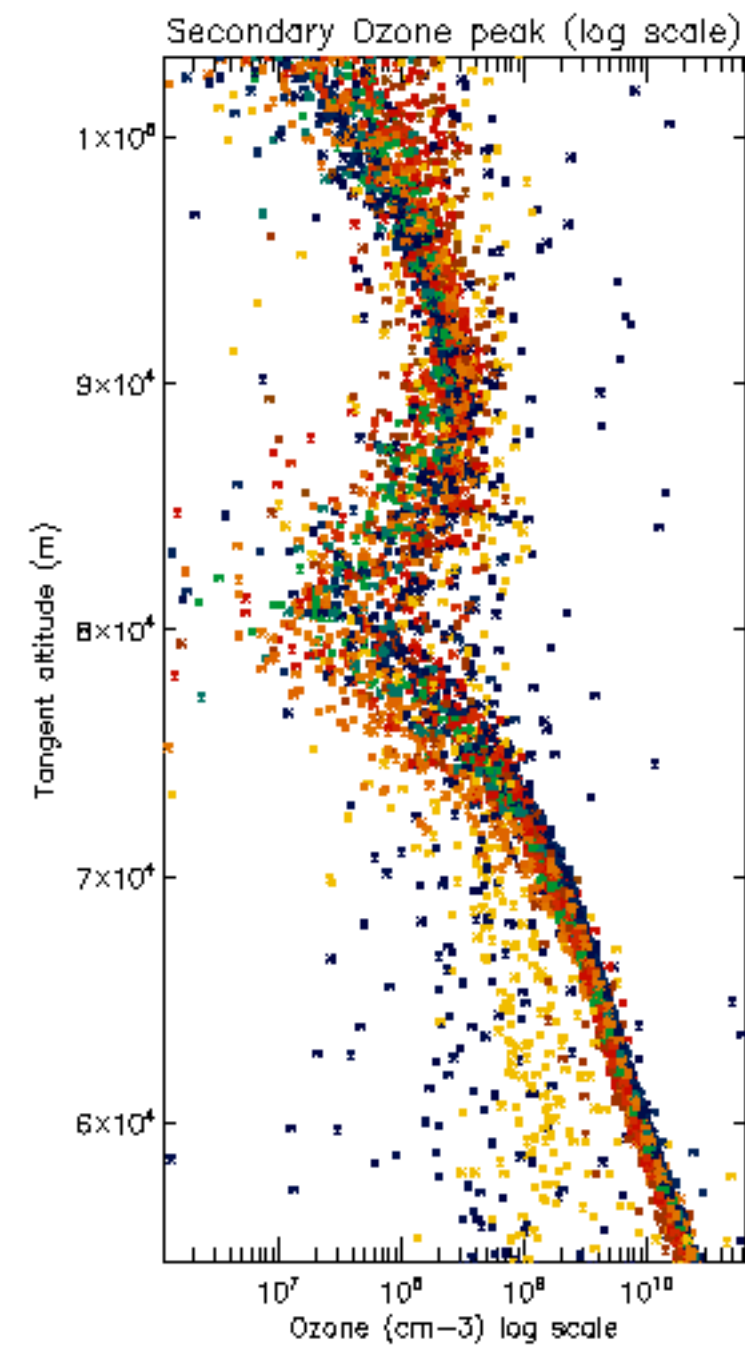
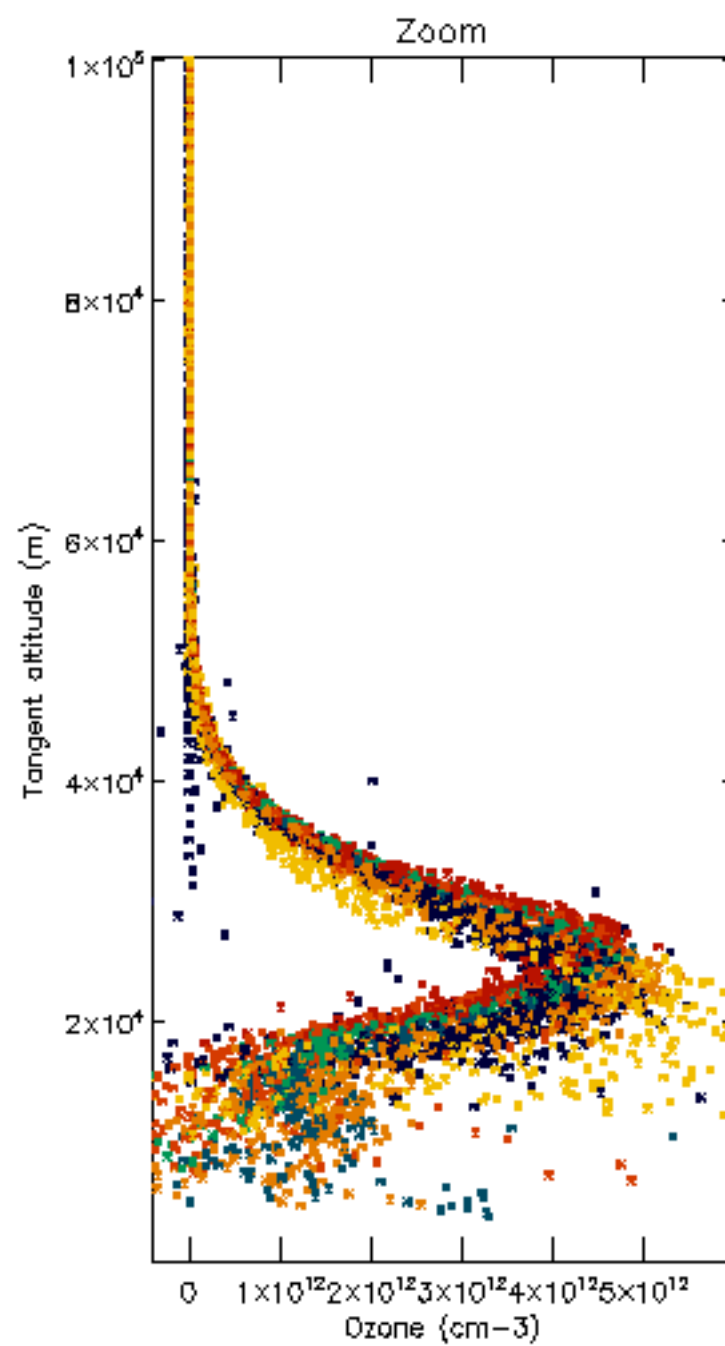
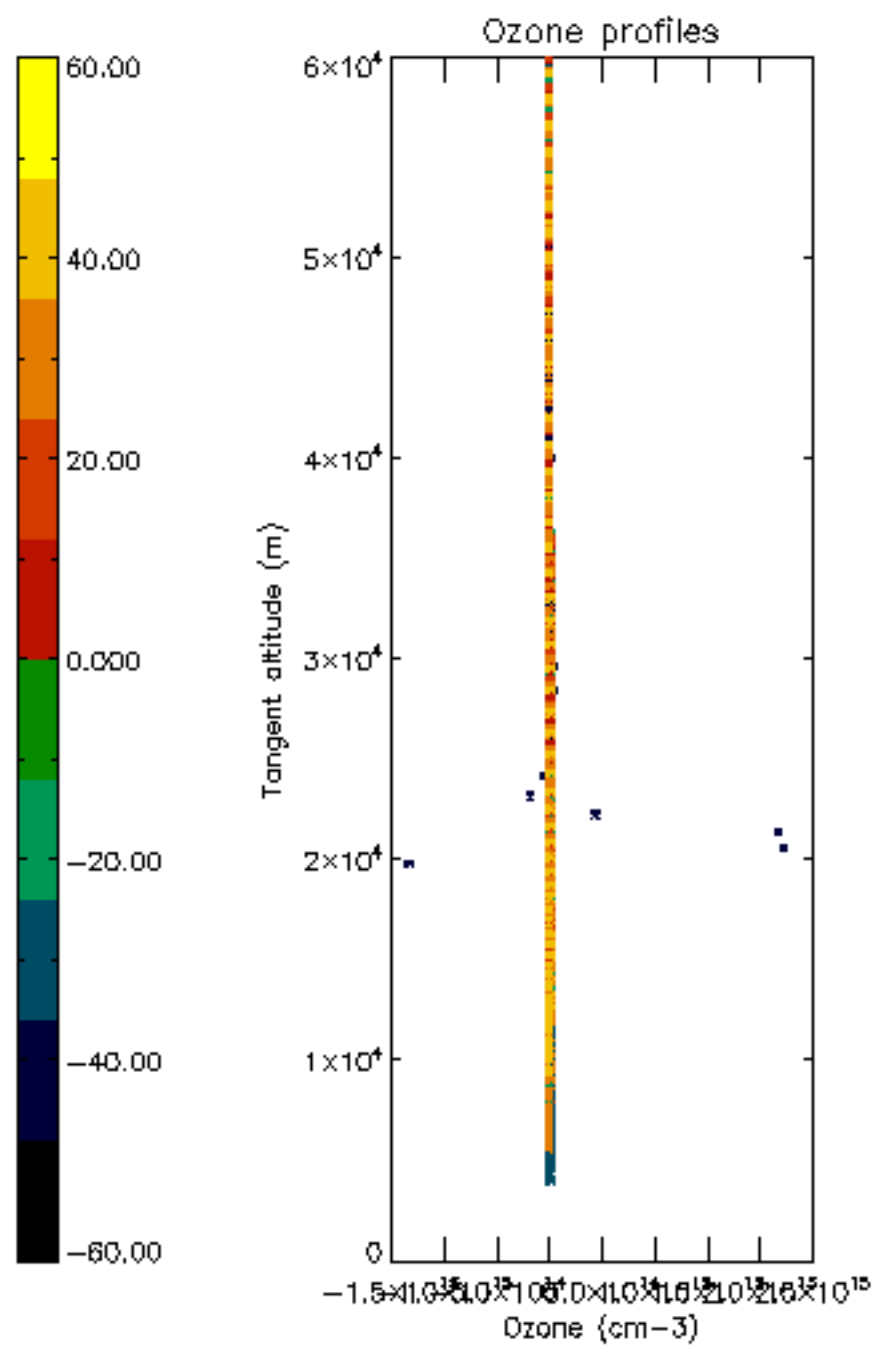


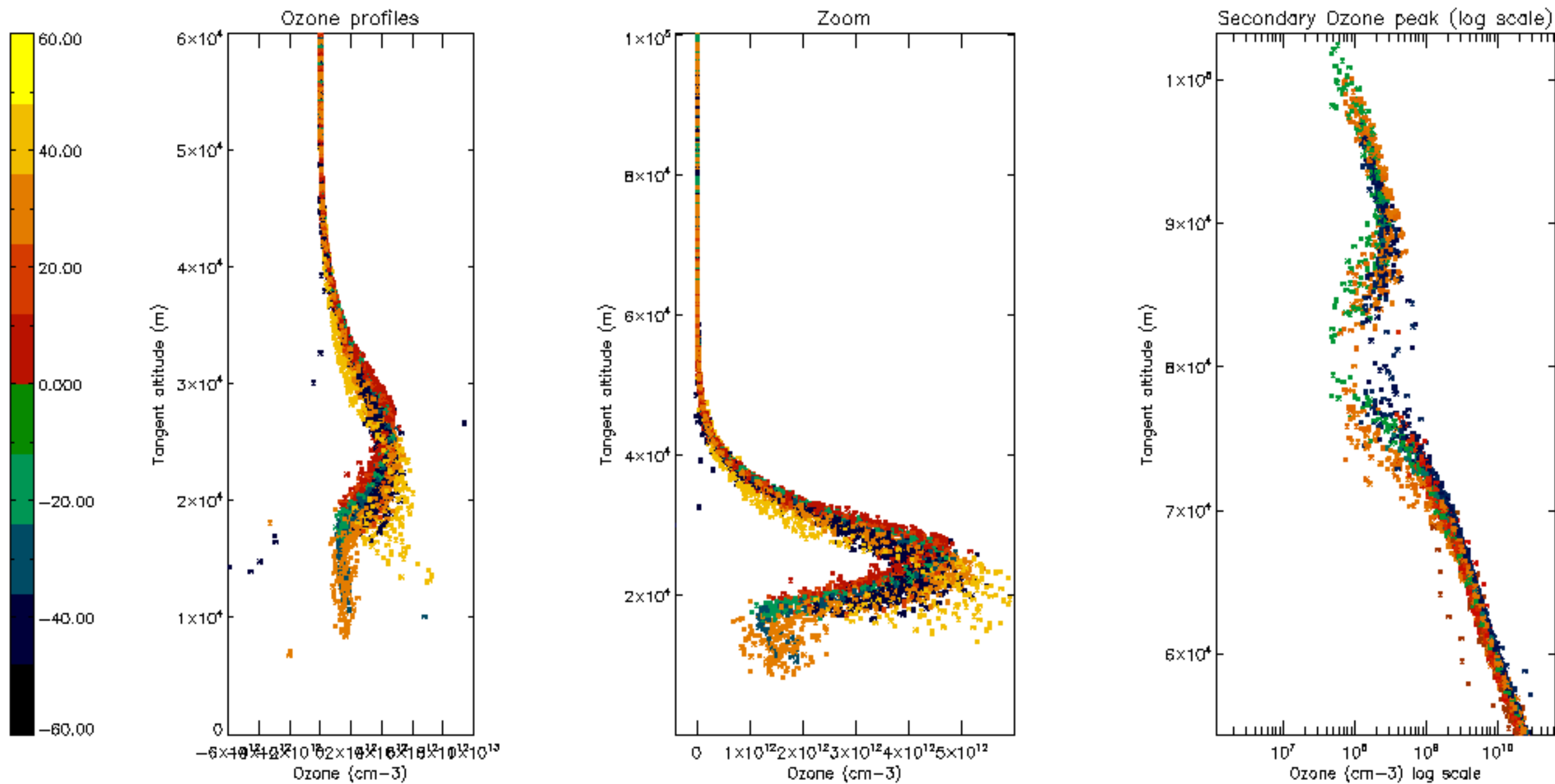
Percentage of star falling outside central band per profile

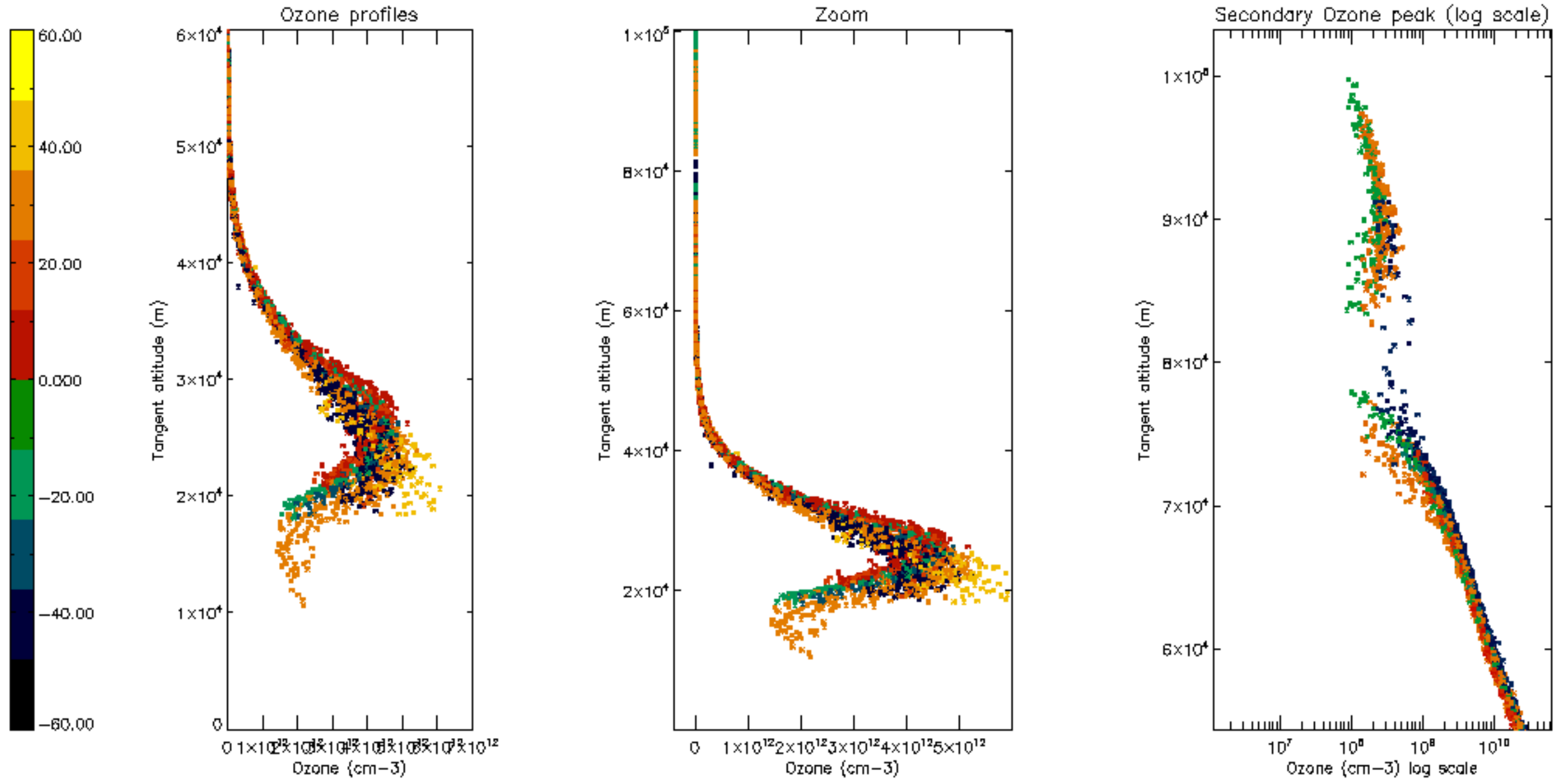


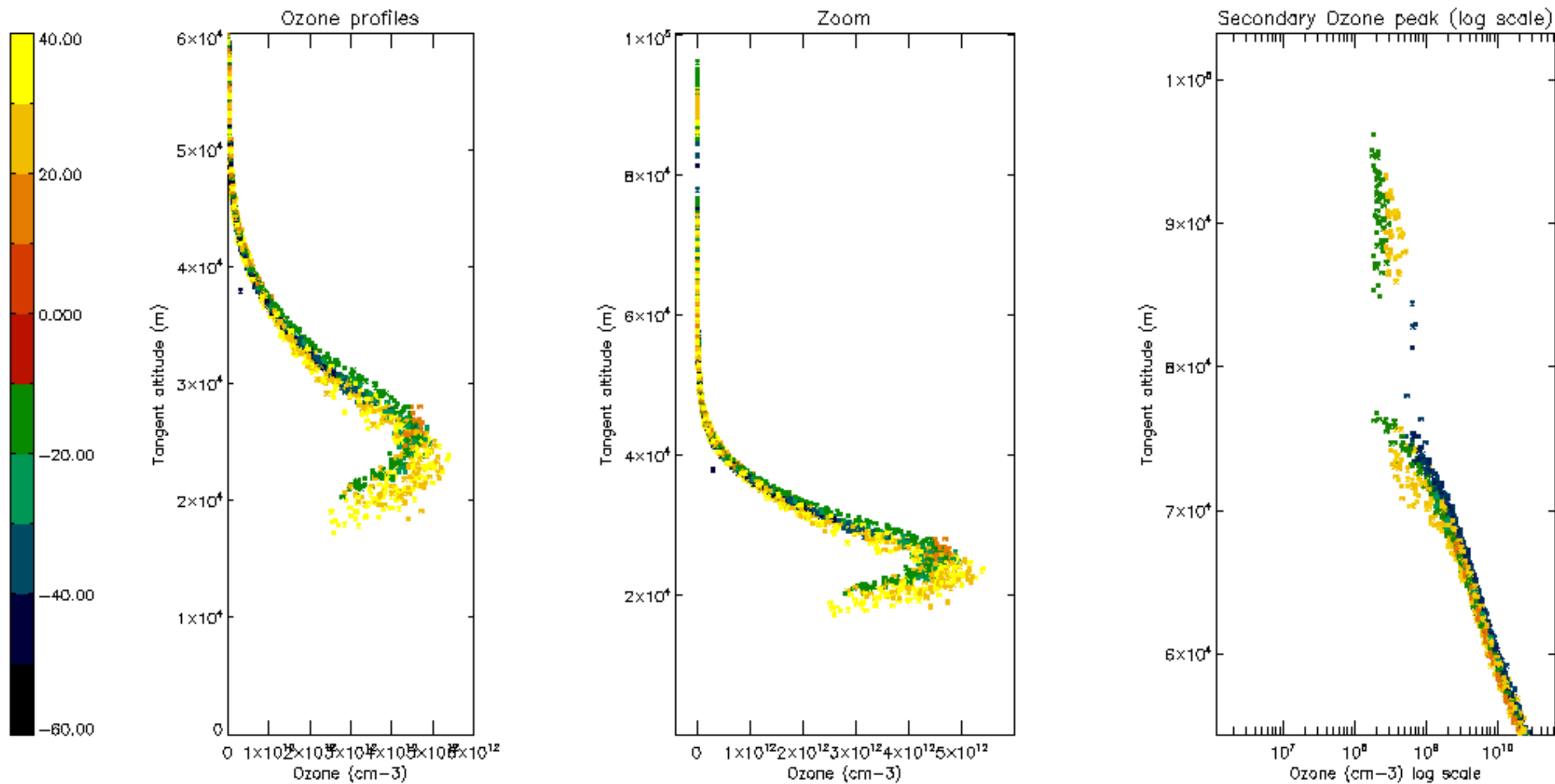
Percentage of saturation errors per profile

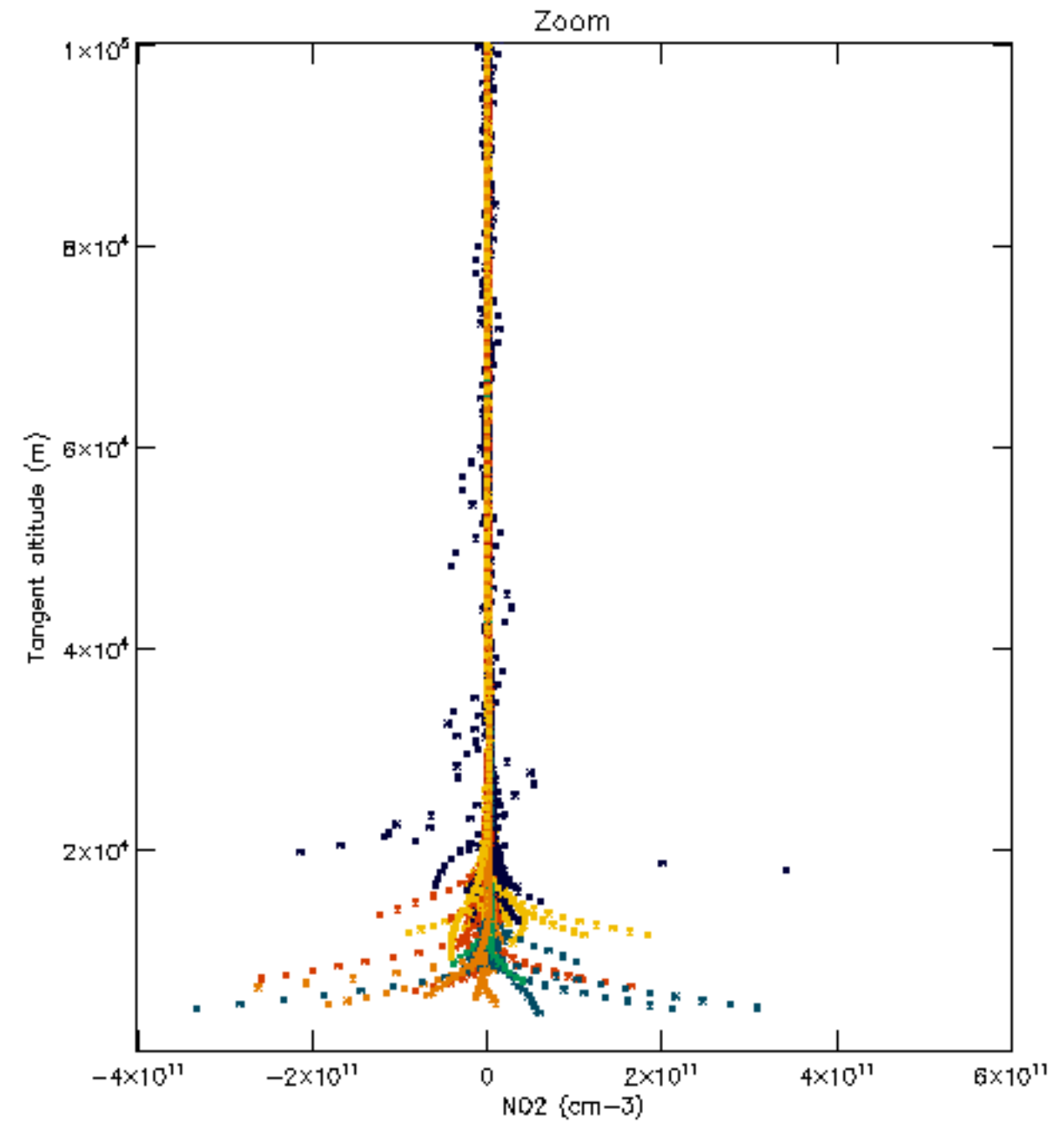
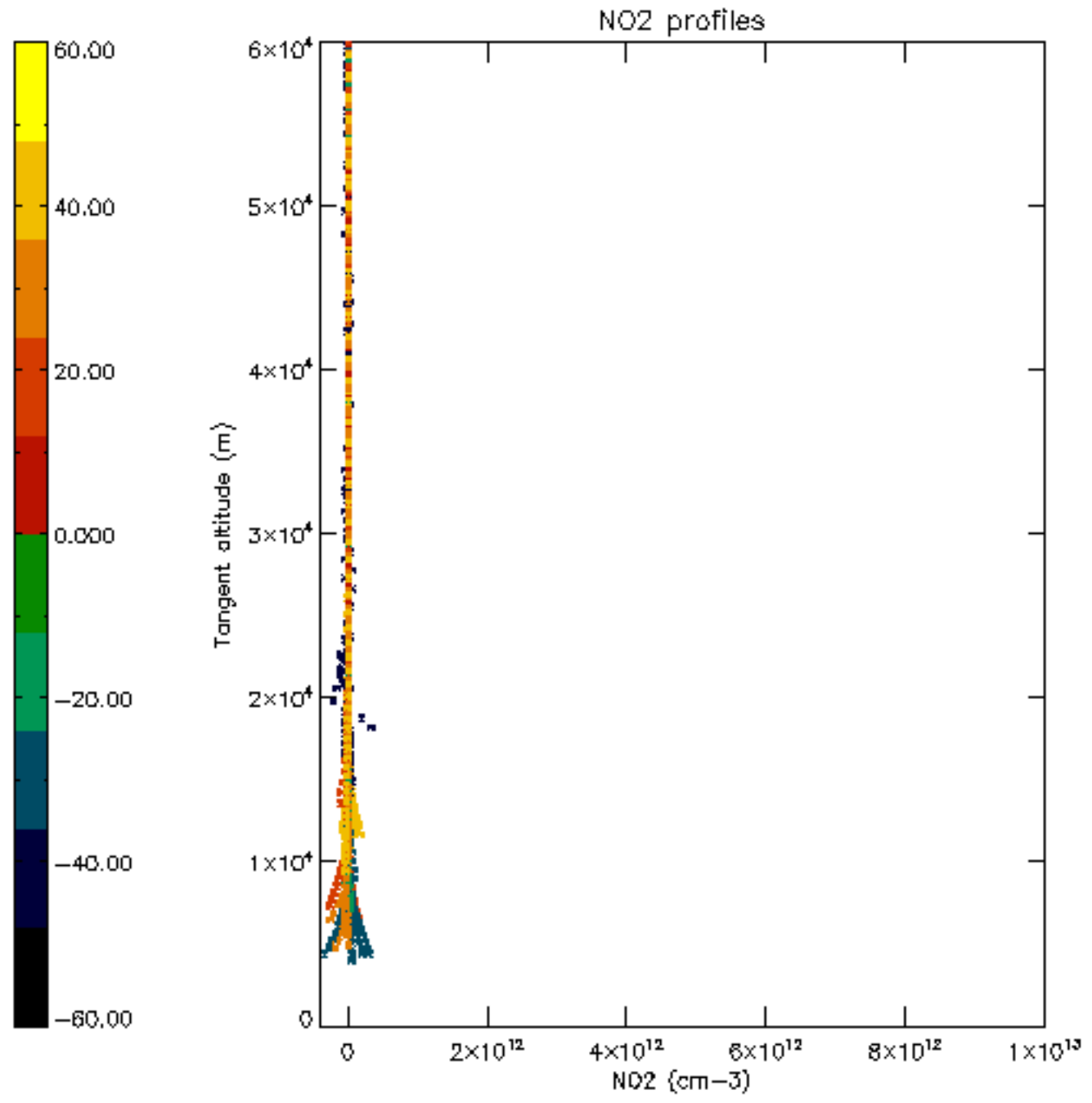


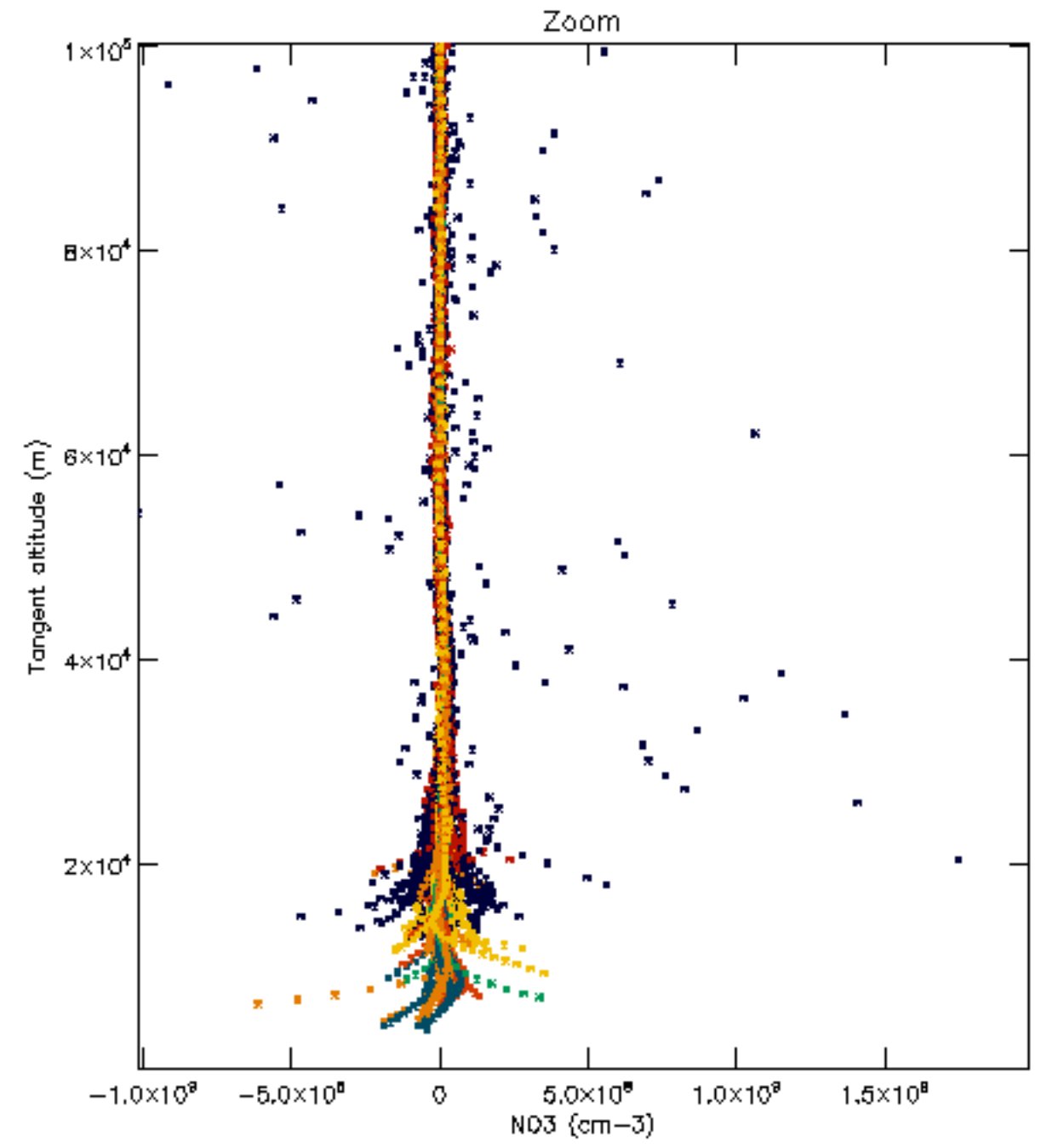
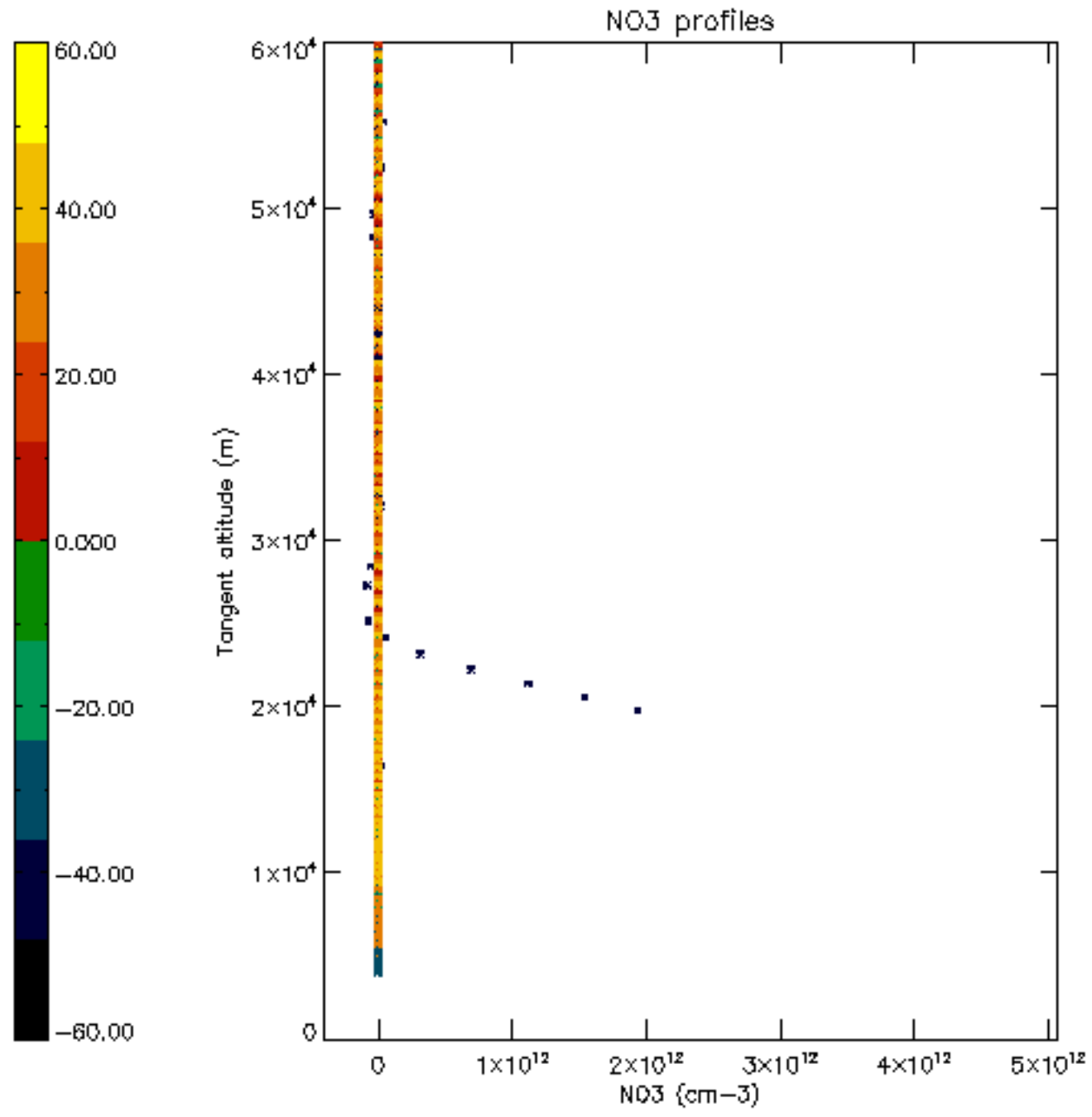


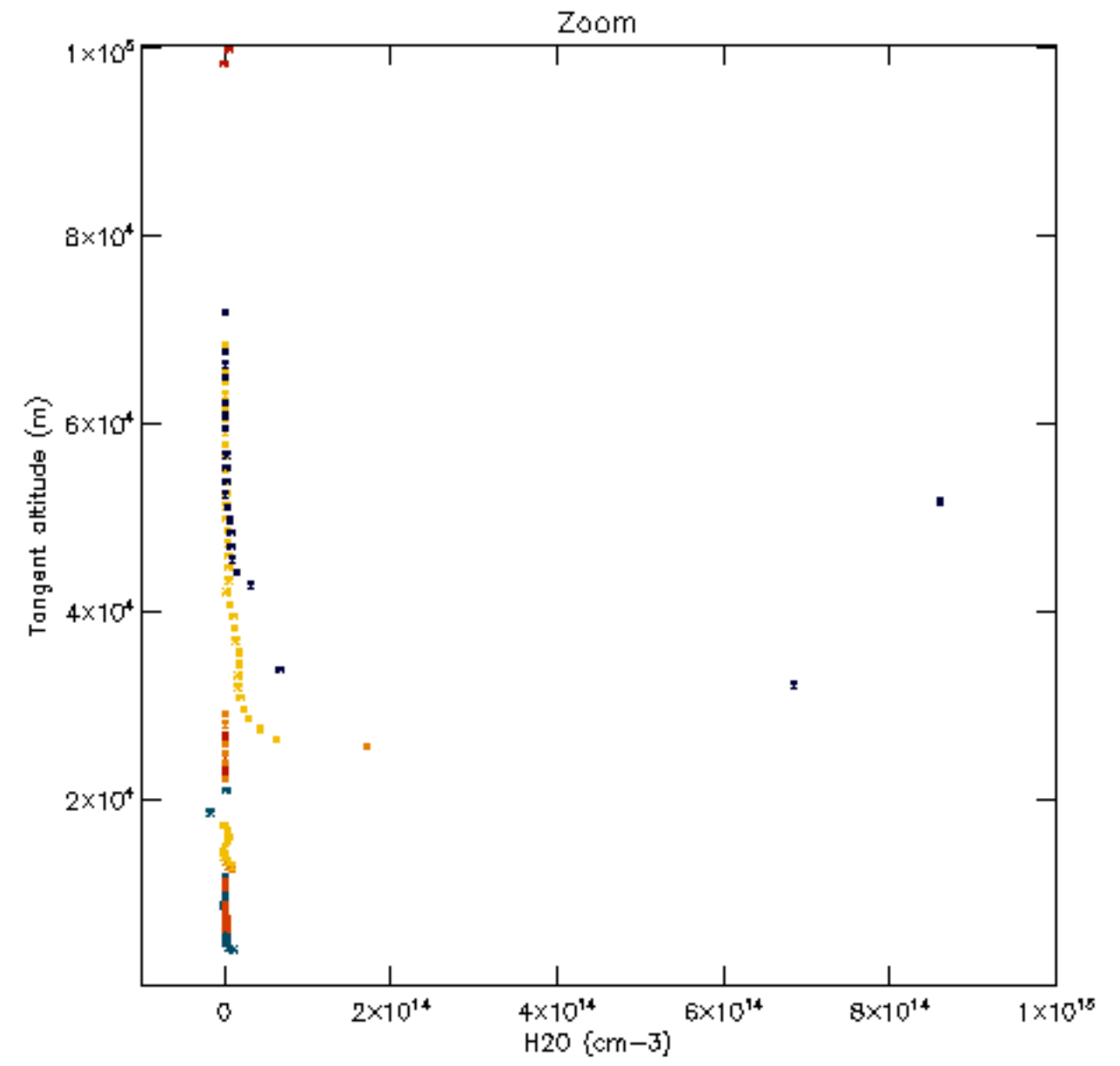
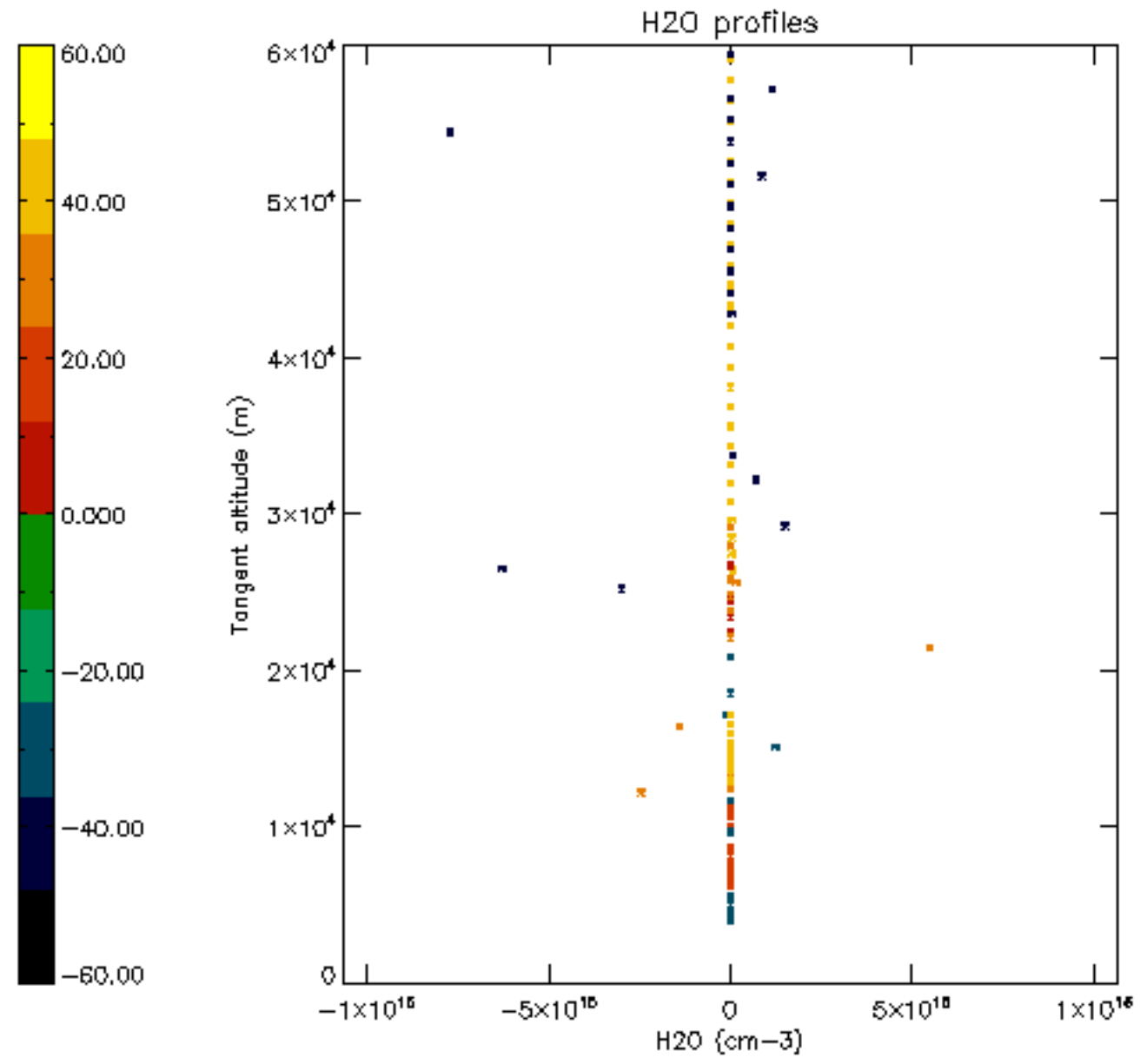


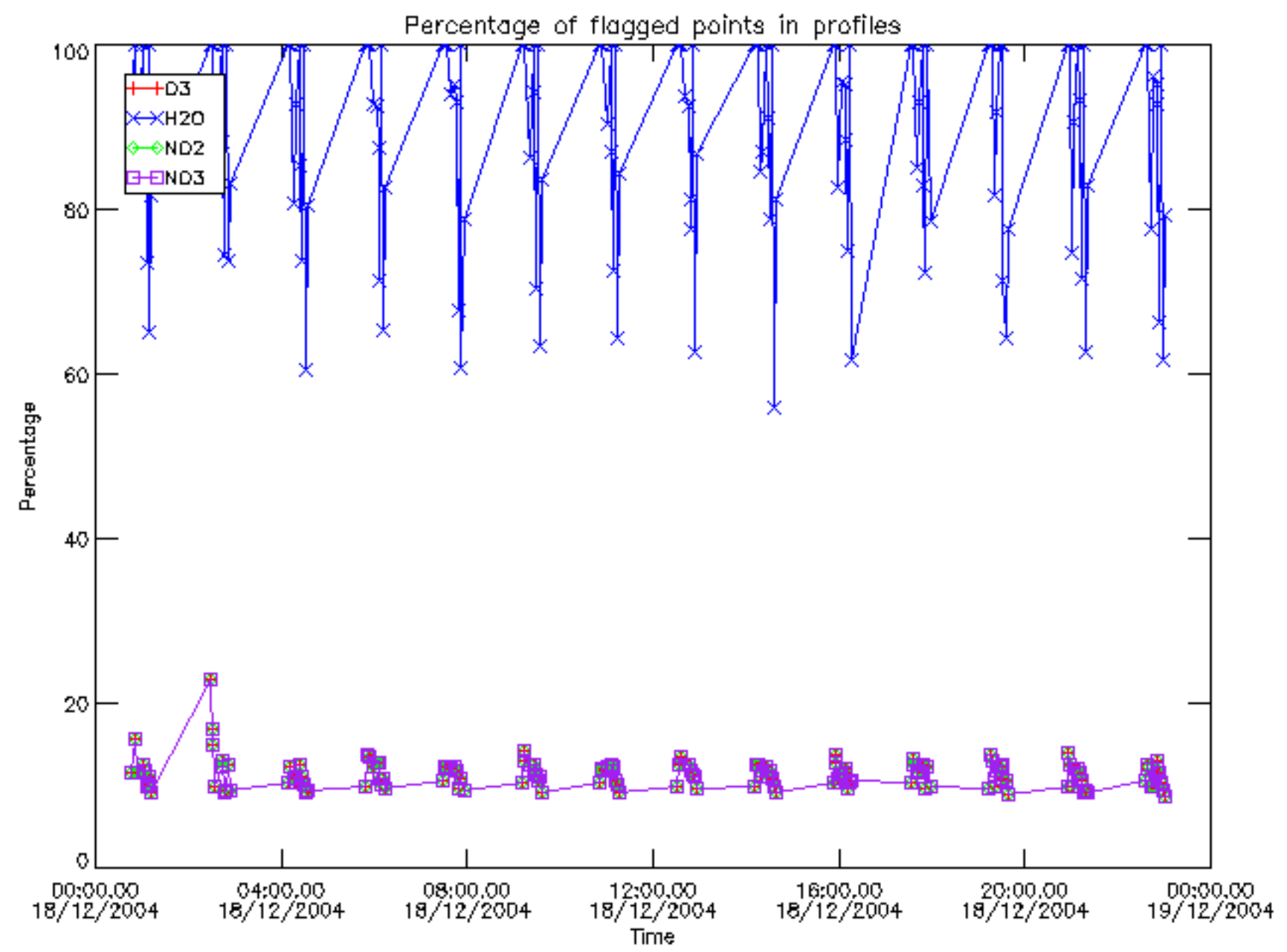




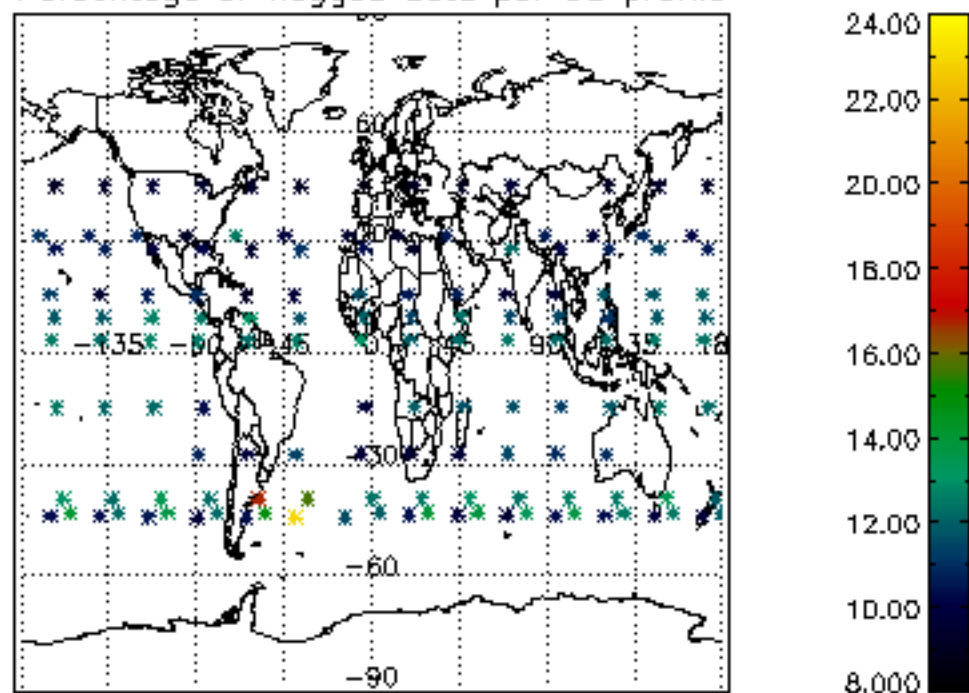




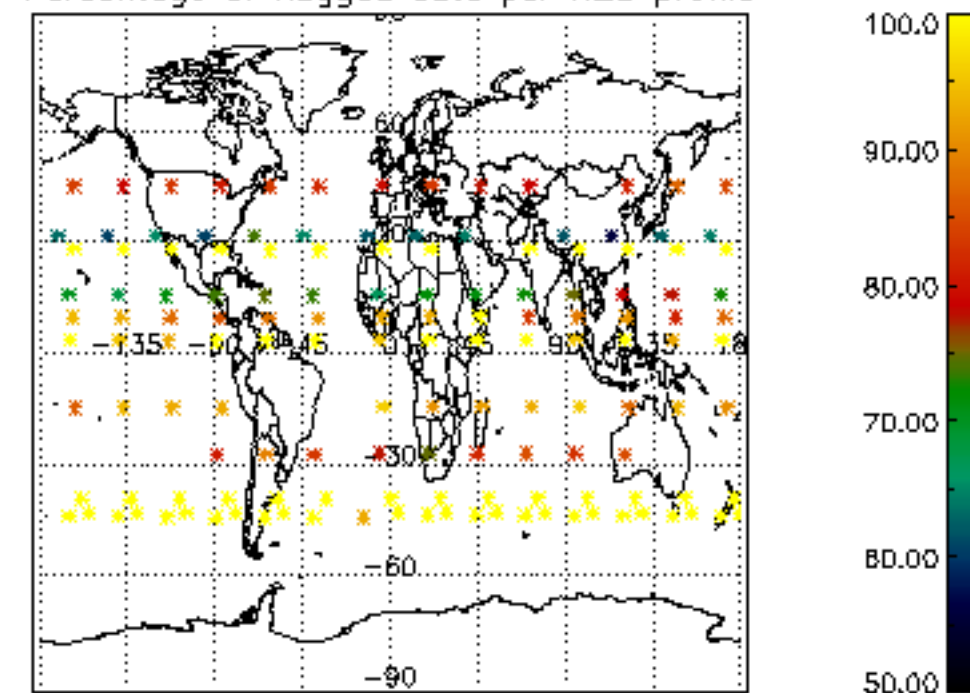




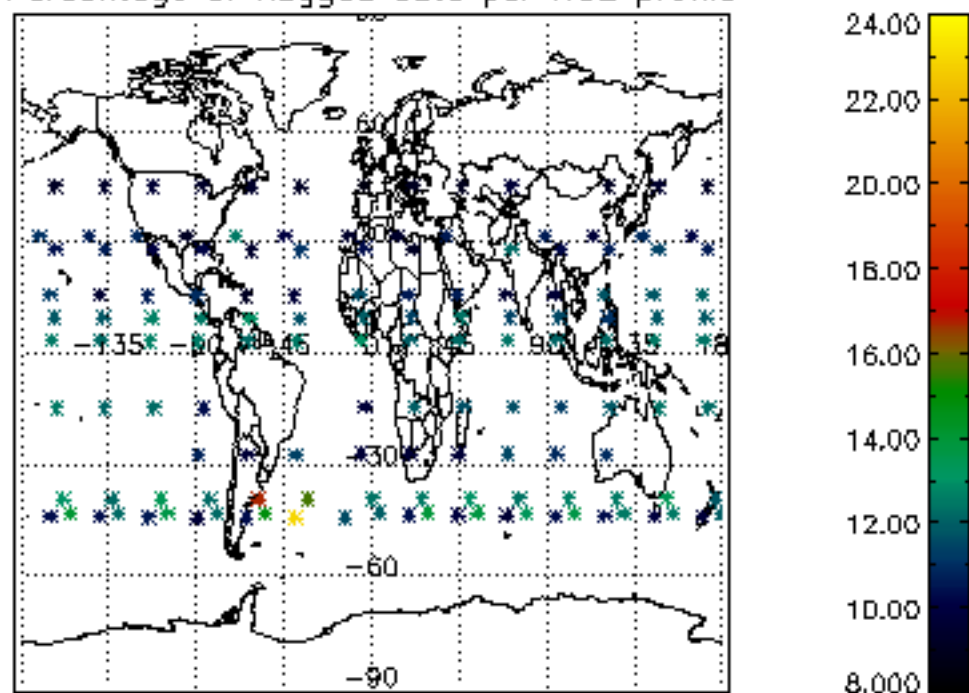
Percentage of flagged data per D3 profile



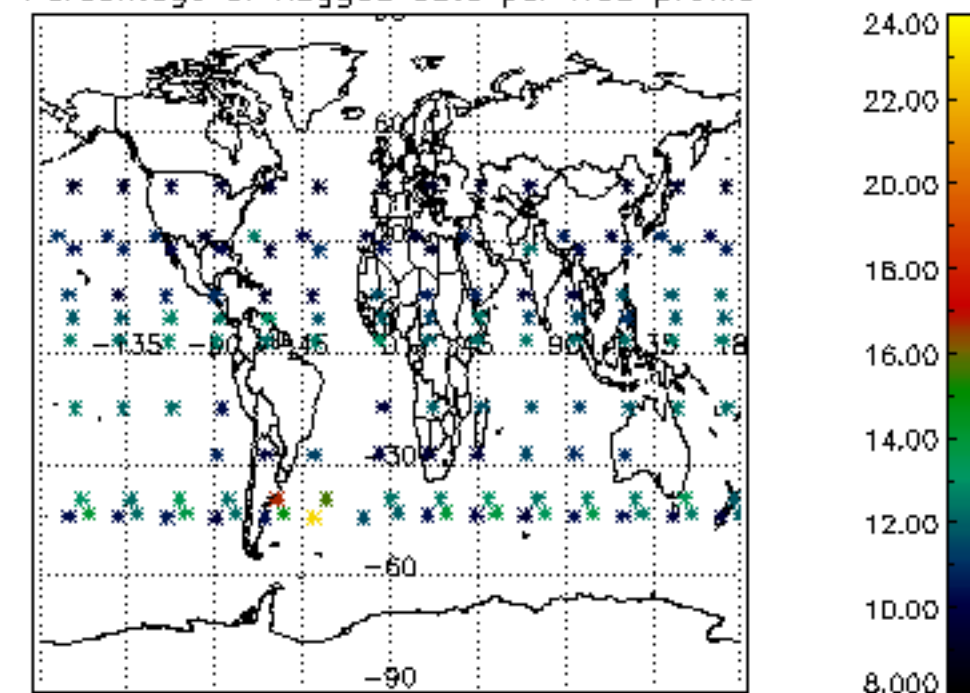
Percentage of flagged data per H2O profile

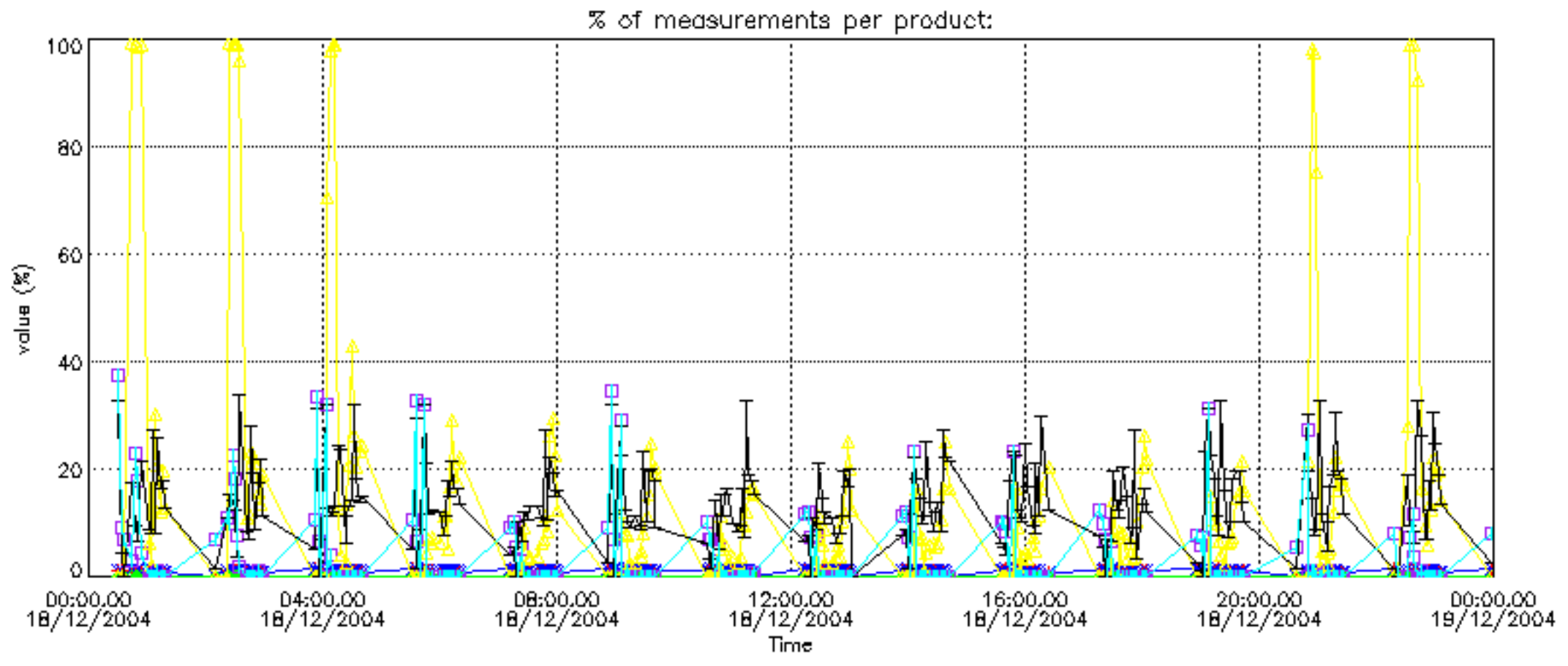


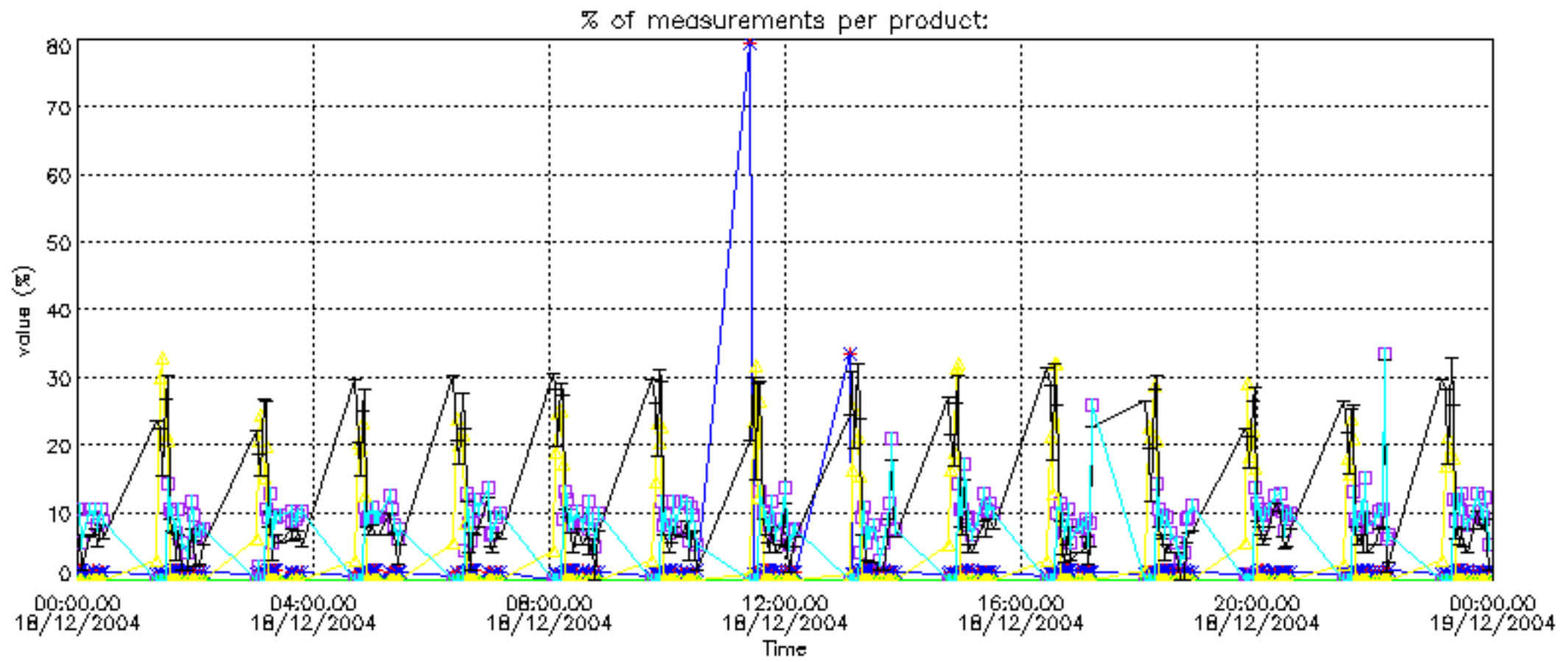
Percentage of flagged data per NO2 profile



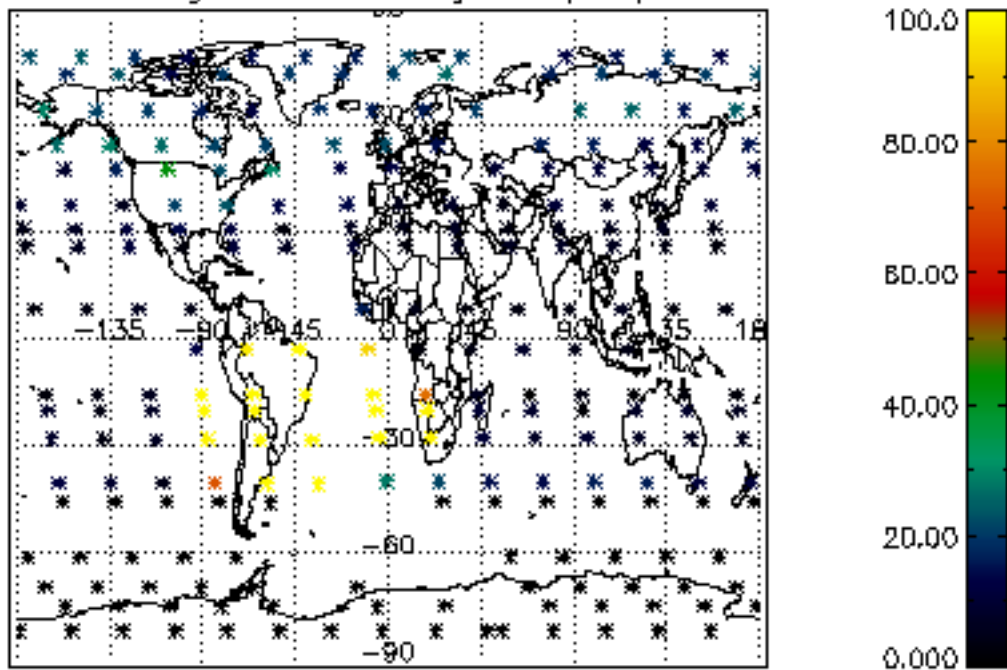
Percentage of flagged data per NO3 profile



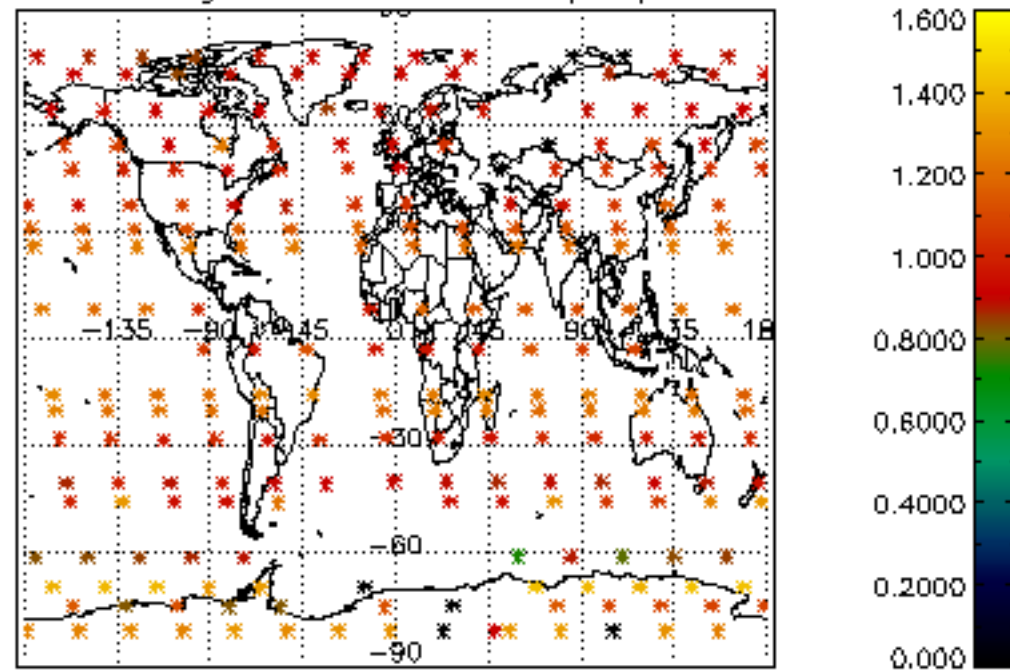




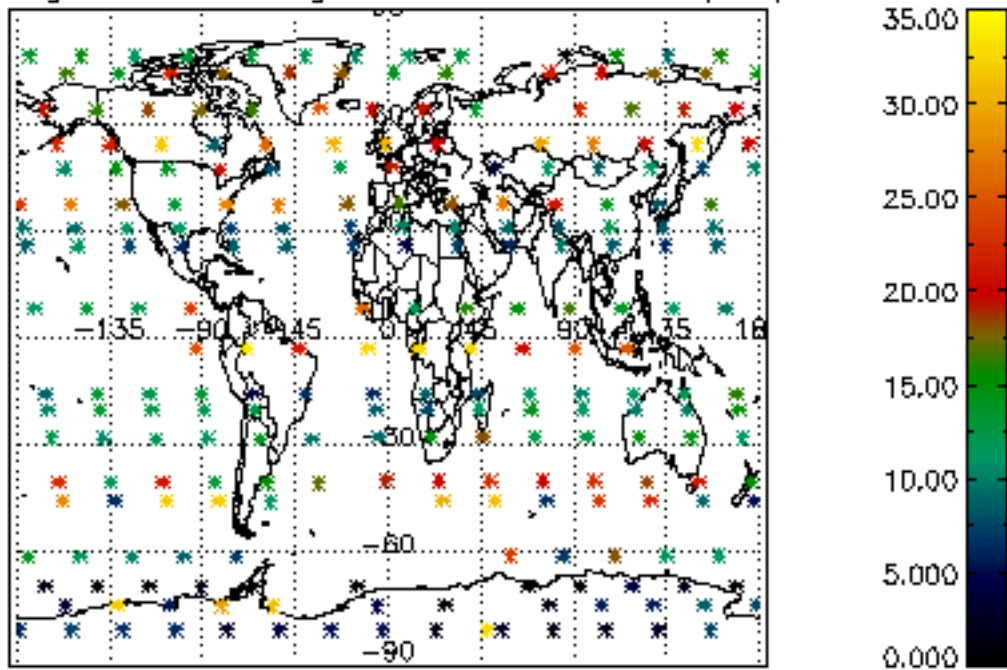
Percentage of cosmic ray hits per profile



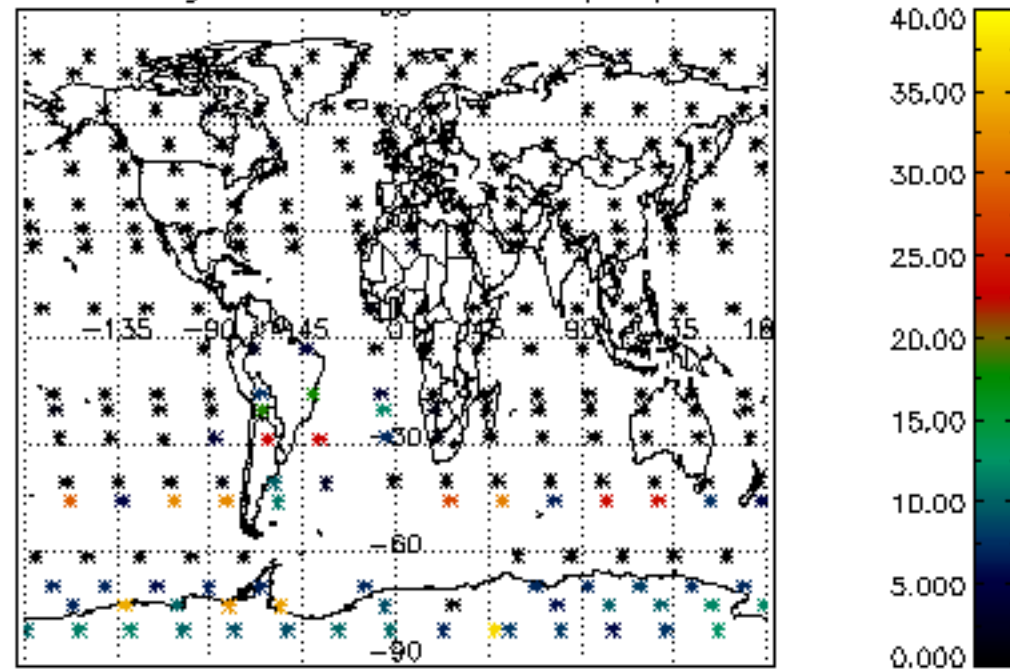
Percentage of datation errors per profile



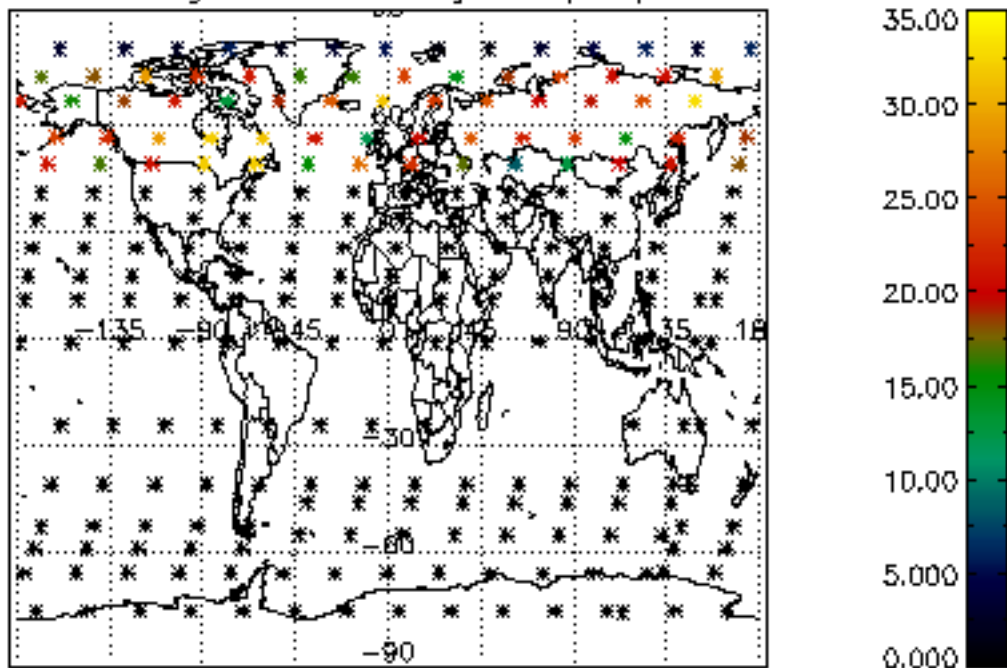
Percentage of star falling outside central band per profile



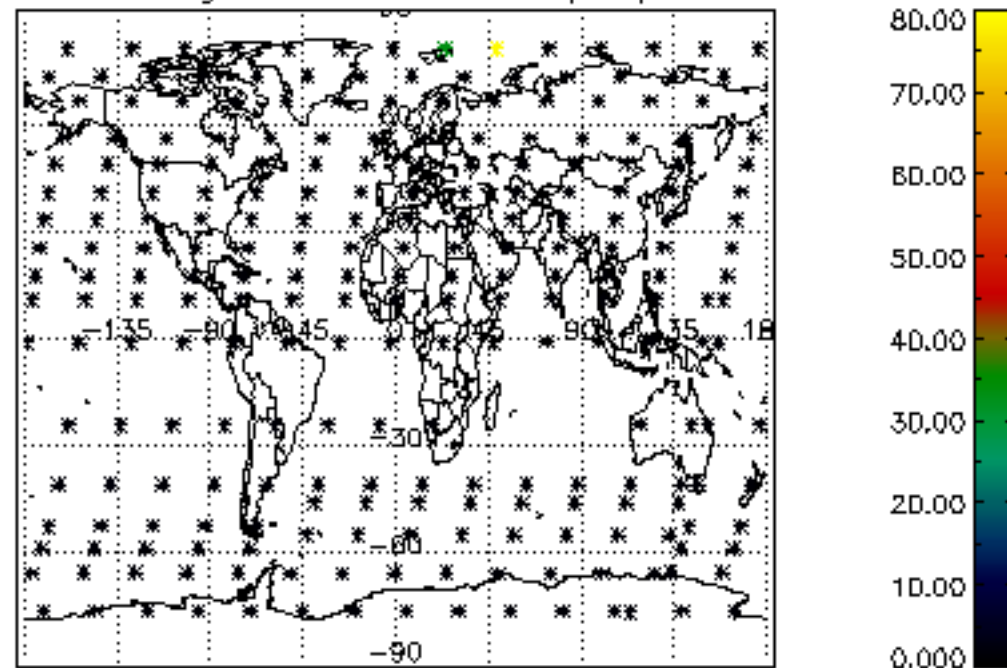
Percentage of saturation errors per profile



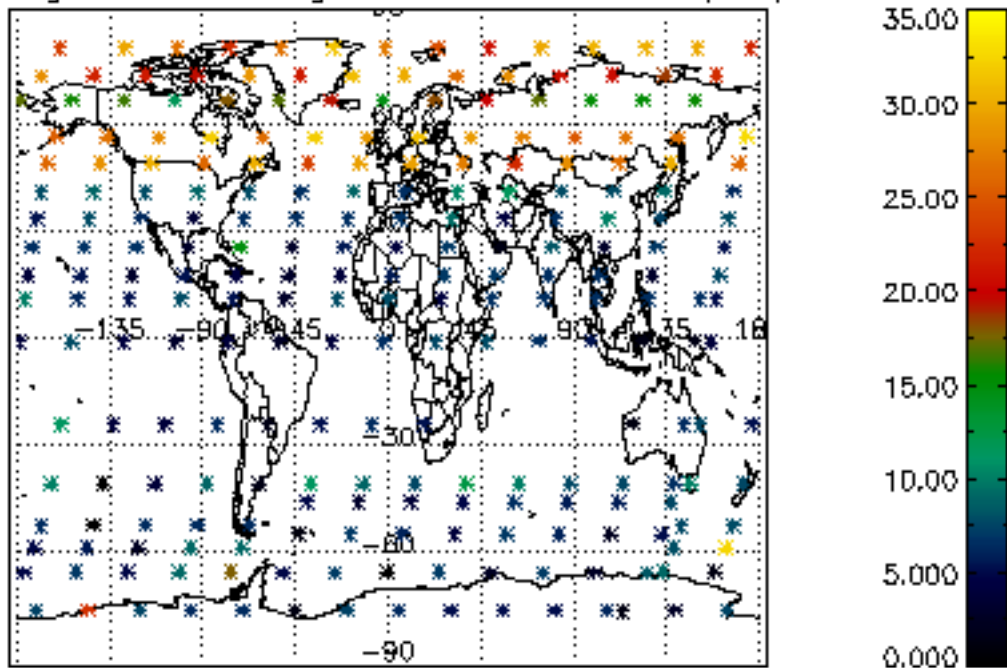
Percentage of cosmic ray hits per profile



Percentage of datation errors per profile



Percentage of star falling outside central band per profile



Percentage of saturation errors per profile

