

GOMOS Level 2 Daily Report

SUMMARY

[1. General Info](#)

[2. Summary of processed GOM_NL_2P products](#)

[3. Level 2 Quality information per product](#)

[3.1 Plot of level 2 quality information per product \(time dependant\)](#)

[3.2 Plot of level 2 quality information per product \(world map\)](#)

[4. Level 1 Quality information per product \(stored on level 2 products\)](#)

[4.1 Plot of level 1 quality information per product \(time dependant\)](#)

[4.1.1 Plot of level 1 quality information per product \(time dependant\): ASCENDING](#)

[4.1.2 Plot of level 1 quality information per product \(time dependant\): DESCENDING](#)

[4.2 Plot of level 1 quality information per product \(world map\)](#)

[4.2.1 Plot of level 1 quality information per product \(world map\): ASCENDING](#)

[4.2.2 Plot of level 1 quality information per product \(world map\): DESCENDING](#)

[5. Ozone profiles based on quality statistics and other trace gas profiles](#)

[5.1 Ozone statistics based on quality of products](#)

[5.2 Plot ozone profiles for all STD \(dark without errors\)](#)

[5.3 Plot ozone profiles where STD < 20% \(dark without errors\)](#)

[5.4. Plot ozone profiles where STD < 10% \(dark without errors\)](#)

[5.5. Plot ozone profiles where STD < 5% \(dark without errors\)](#)

[5.6 Plot NO2 profiles for all STD \(dark without errors\)](#)

[5.7 Plot NO3 profiles for all STD \(dark without errors\)](#)

[5.8 Plot H2O profiles \(only for occultations of stars 1,2,3,4,13,14,16,26,63 dark without errors\) for all STD](#)

[6. Auxiliary Data Files used for the production reported in section 2](#)

This report presents the daily analysis on parameters extracted from GOMOS level 2 data (GOM_NL__2P). It is intended to monitor some important parameters that will impact the quality of these products. A list of level 2 products (and content) that have arrived during the reporting day to the PCF is also given.

Item	Value
Time of report generation	22APR2013 10:18:52
Data source version	GOMOS/6.01
Start time of products	17-12-2004 (17DEC2004 00:00:00)
Stop time of products	18-12-2004 (18DEC2004 00:00:00)
Store outputs in DB	Yes
Nb of level 2 prods	422
Nb of prods with errors	3

2. Summary of processed GOM_NL__2P products.

Nr	Filename	UTC Start time	Limb	Duration	Star Id	Star Name	Star Mag	Star Temp	Nb Meas	Orbit	Prod. error
1	GOM_NL__2PRFIN20041217_023851_000000372033_00046_14629_7646.N1	17-DEC-2004 02:38:51	Bright	37.000	180	27Gam Boo	3.0400	8000.0	74	14629	No
2	GOM_NL__2PRFIN20041217_024206_000000382033_00046_14629_7647.N1	17-DEC-2004 02:42:06	Bright	37.500	83		2.3780	11000.	75	14629	No
3	GOM_NL__2PRFIN20041217_024528_000000602033_00046_14629_7648.N1	17-DEC-2004 02:45:28	Bright	60.000	111	8Eta Boo	2.6800	6000.0	120	14629	No
4	GOM_NL__2PRFIN20041217_024713_000000352033_00046_14629_7649.N1	17-DEC-2004 02:47:13	Bright	35.000	102	24Alp Ser	2.6000	4250.0	70	14629	No
5	GOM_NL__2PRFIN20041217_024934_000000572033_00046_14629_7650.N1	17-DEC-2004 02:49:34	Bright	57.000	138	47Eps Vir	2.8280	4700.0	114	14629	No
6	GOM_NL__2PRFIN20041217_025533_000000552033_00046_14629_7651.N1	17-DEC-2004 02:55:33	Twilight	54.500	15	67Alp Vir	0.97600	28000.	109	14629	No
7	GOM_NL__2PRFIN20041217_025904_000000462033_00046_14629_7652.N1	17-DEC-2004 02:59:04	Dark	46.000	169	46Gam Hya	2.9910	4700.0	92	14629	No
8	GOM_NL__2PRFIN20041217_030037_000000452033_00046_14629_7653.N1	17-DEC-2004 03:00:37	Dark	45.000	54	5The Cen	2.0550	4500.0	90	14629	No
9	GOM_NL__2PRFIN20041217_030243_000000372033_00046_14629_7654.N1	17-DEC-2004 03:02:43	Dark	37.000	78	Alp Lup	2.3040	28000.	74	14629	No
10	GOM_NL__2PRFIN20041217_030616_000000522033_00046_14629_7655.N1	17-DEC-2004 03:06:16	Dark	52.000	4	Alp1Cen	-0.010000	5800.0	104	14629	No
11	GOM_NL__2PRFIN20041217_030801_000000422033_00047_14630_7729.N1	17-DEC-2004 03:08:01	Dark	42.000	99	Del Cen	2.5750	26000.	84	14630	No
12	GOM_NL__2PRFIN20041217_031007_000000392033_00047_14630_7730.N1	17-DEC-2004 03:10:07	Dark	38.500	112	Alp Mus	2.6880	26000.	77	14630	No
13	GOM_NL__2PRFIN20041217_031414_000000402033_00047_14630_7731.N1	17-DEC-2004 03:14:14	Dark	39.500	159	Ups Car	2.9200	7200.0	79	14630	No
14	GOM_NL__2PRFIN20041217_031538_000000422033_00047_14630_7732.N1	17-DEC-2004 03:15:38	Dark	42.000	71	Iot Car	2.2460	7700.0	84	14630	No
15	GOM_NL__2PRFIN20041217_031730_000000542033_00047_14630_7733.N1	17-DEC-2004 03:17:30	Dark	54.000	41	Eps Car	1.8600	4100.0	108	14630	No
16	GOM_NL__2PRFIN20041217_032019_000000512033_00047_14630_7734.N1	17-DEC-2004 03:20:19	Dark	51.000	34	Gam2Vel	1.7930	23000.	102	14630	No
17	GOM_NL__2PRFIN20041217_032220_000000552033_00047_14630_7735.N1	17-DEC-2004 03:22:20	Dark	55.000	2	Alp Car	-0.73600	7000.0	110	14630	No
18	GOM_NL__2PRFIN20041217_032507_000000542033_00047_14630_7736.N1	17-DEC-2004 03:25:07	Dark	53.500	117	Pi Pup	2.7060	3800.0	107	14630	No
19	GOM_NL__2PRFIN20041217_032819_000000592033_00047_14630_7737.N1	17-DEC-2004 03:28:19	Straylight	58.500	23	21Eps CMa	1.5020	26000.	117	14630	No
20	GOM_NL__2PRFIN20041217_033003_000000612033_00047_14630_7738.N1	17-DEC-2004 03:30:03	Straylight	60.500	179	24Omi2CMa	3.0320	24000.	121	14630	No
21	GOM_NL__2PRFIN20041217_033302_000000662033_00047_14630_7739.N1	17-DEC-2004 03:33:02	Straylight	65.500	1	9Alp CMa	-1.4400	11000.	131	14630	No
22	GOM_NL__2PRFIN20041217_033619_000000502033_00047_14630_7740.N1	17-DEC-2004 03:36:19	Straylight	50.000	7	19Bet Ori	0.10000	14000.	100	14630	No
23	GOM_NL__2PRFIN20041217_033831_000000512033_00047_14630_7741.N1	17-DEC-2004 03:38:31	Straylight	51.000	30	46Eps Ori	1.6940	30000.	102	14630	No
24	GOM_NL__2PRFIN20041217_034136_000000632033_00047_14630_7742.N1	17-DEC-2004 03:41:36	Twilight	63.000	14	58Alp Ori	0.87000	3000.0	126	14630	No
25	GOM_NL__2PRFIN20041217_034337_000000492033_00047_14630_7743.N1	17-DEC-2004 03:43:37	Twilight	49.000	13	87Alp Tau	0.86700	3800.0	98	14630	No
26	GOM_NL__2PRFIN20041217_034551_000000372033_00047_14630_7744.N1	17-DEC-2004 03:45:51	Bright	37.000	146	25Eta Tau	2.8730	15200.	74	14630	No
27	GOM_NL__2PRFIN20041217_034800_000000372033_00047_14630_7745.N1	17-DEC-2004 03:48:00	Bright	37.000	150	44Zet Per	2.8900	28000.	74	14630	No
28	GOM_NL__2PRFIN20041217_035016_000000372033_00047_14630_7746.N1	17-DEC-2004 03:50:16	Bright	37.000	149	45Eps Per	2.8880	30000.	74	14630	No
29	GOM_NL__2PRFIN20041217_035229_000000372033_00047_14630_7747.N1	17-DEC-2004 03:52:29	Bright	37.000	175	39Del Per	3.0100	19400.	74	14630	No
30	GOM_NL__2PRFIN20041217_035417_000000372033_00047_14630_7748.N1	17-DEC-2004 03:54:17	Bright	36.500	160	23Gam Per	2.9300	4700.0	73	14630	No
31	GOM_NL__2PRFIN20041217_035732_000000372033_00047_14630_7749.N1	17-DEC-2004 03:57:32	Bright	36.500	110	37Del Cas	2.6780	8900.0	73	14630	No
32	GOM_NL__2PRFIN20041217_054928_000000402033_00048_14631_7630.N1	17-DEC-2004 05:49:28	Bright	39.500	60	7Bet UMi	2.0810	3950.0	79	14631	No
33	GOM_NL__2PRFIN20041217_055105_000000522033_00048_14631_7631.N1	17-DEC-2004 05:51:05	Bright	52.000	82	48Bet UMa	2.3650	10600.	104	14631	No
34	GOM_NL__2PRFIN20041217_055336_000000492033_00048_14631_7632.N1	17-DEC-2004 05:53:36	Bright	48.500	87	64Gam UMa	2.4330	11000.	97	14631	No
35	GOM_NL__2PRFIN20041217_055639_000000432033_00048_14631_7633.N1	17-DEC-2004 05:56:39	Bright	42.500	39	85Eta UMa	1.8540	24000.	85	14631	No
36	GOM_NL__2PRFIN20041217_060003_000000402033_00048_14631_7634.N1	17-DEC-2004 06:00:03	Bright	39.500	180	27Gam Boo	3.0400	8000.0	79	14631	No
37	GOM_NL__2PRFIN20041217_060318_000000392033_00048_14631_7635.N1	17-DEC-2004 06:03:18	Bright	38.500	83		2.3780	11000.	77	14631	No
38	GOM_NL__2PRFIN20041217_060640_000000442033_00048_14631_7636.N1	17-DEC-2004 06:06:40	Bright	43.500	111	8Eta Boo	2.6800	6000.0	87	14631	No
39	GOM_NL__2PRFIN20041217_060825_000000352033_00048_14631_7637.N1	17-DEC-2004 06:08:25	Bright	35.000	102	24Alp Ser	2.6000	4250.0	70	14631	No
40	GOM_NL__2PRFIN20041217_061048_000000562033_00048_14631_7638.N1	17-DEC-2004 06:10:48	Bright	56.000	138	47Eps Vir	2.8280	4700.0	112	14631	No
41	GOM_NL__2PRFIN20041217_061523_000000372033_00048_14631_7639.N1	17-DEC-2004 06:15:23	Bright	37.000	122	9Alp2Lib	2.7470	9700.0	74	14631	No
42	GOM_NL__2PRFIN20041217_061646_000000562033_00048_14631_7640.N1	17-DEC-2004 06:16:46	Twilight	56.000	15	67Alp Vir	0.97600	28000.	112	14631	No

43	GOM_NL__2PRFIN20041217_062017_000000482033_00048_14631_7641.N1	17-DEC-2004 06:20:17	Dark	47.500	169	46Gam Hya	2.9910	4700.0	95	14631	No
44	GOM_NL__2PRFIN20041217_062239_000000402033_00048_14631_7642.N1	17-DEC-2004 06:22:39	Dark	40.000	81	Eta Cen	2.3560	28000.	80	14631	No
45	GOM_NL__2PRFIN20041217_062355_000000402033_00048_14631_7643.N1	17-DEC-2004 06:23:55	Dark	39.500	78	Alp Lup	2.3040	28000.	79	14631	No
46	GOM_NL__2PRFIN20041217_062728_000000432033_00048_14631_7644.N1	17-DEC-2004 06:27:28	Dark	42.500	4	Alp1Cen	-0.010000	5800.0	85	14631	No
47	GOM_NL__2PRFIN20041217_062914_000000432033_00049_14632_7730.N1	17-DEC-2004 06:29:14	Dark	43.000	99	Del Cen	2.5750	26000.	86	14632	No
48	GOM_NL__2PRFIN20041217_063119_000000382033_00049_14632_7731.N1	17-DEC-2004 06:31:19	Dark	37.500	112	Alp Mus	2.6880	26000.	75	14632	No
49	GOM_NL__2PRFIN20041217_063527_000000402033_00049_14632_7732.N1	17-DEC-2004 06:35:27	Dark	40.000	159	Ups Car	2.9200	7200.0	80	14632	No
50	GOM_NL__2PRFIN20041217_063651_000000412033_00049_14632_7733.N1	17-DEC-2004 06:36:51	Dark	41.000	71	Iot Car	2.2460	7700.0	82	14632	No
51	GOM_NL__2PRFIN20041217_063844_000000452033_00049_14632_7734.N1	17-DEC-2004 06:38:44	Dark	45.000	41	Eps Car	1.8600	4100.0	90	14632	No
52	GOM_NL__2PRFIN20041217_064133_000000452033_00049_14632_7735.N1	17-DEC-2004 06:41:33	Dark	45.000	34	Gam2Vel	1.7930	23000.	90	14632	No
53	GOM_NL__2PRFIN20041217_064333_000000552033_00049_14632_7736.N1	17-DEC-2004 06:43:33	Dark	55.000	2	Alp Car	-0.73600	7000.0	110	14632	No
54	GOM_NL__2PRFIN20041217_064620_000000552033_00049_14632_7737.N1	17-DEC-2004 06:46:20	Dark	54.500	117	Pi Pup	2.7060	3800.0	109	14632	No
55	GOM_NL__2PRFIN20041217_064933_000000552033_00049_14632_7738.N1	17-DEC-2004 06:49:33	Straylight	54.500	23	21Eps CMa	1.5020	26000.	109	14632	No
56	GOM_NL__2PRFIN20041217_065118_000000582033_00049_14632_7739.N1	17-DEC-2004 06:51:18	Straylight	57.500	179	24Omi2CMa	3.0320	24000.	115	14632	No
57	GOM_NL__2PRFIN20041217_065417_000000672033_00049_14632_7740.N1	17-DEC-2004 06:54:17	Straylight	66.500	1	9Alp CMa	-1.4400	11000.	133	14632	No
58	GOM_NL__2PRFIN20041217_065731_000000562033_00049_14632_7741.N1	17-DEC-2004 06:57:31	Straylight	55.500	7	19Bet Ori	0.10000	14000.	111	14632	No
59	GOM_NL__2PRFIN20041217_065943_000000522033_00049_14632_7742.N1	17-DEC-2004 06:59:43	Straylight	51.500	30	46Eps Ori	1.6940	30000.	103	14632	No
60	GOM_NL__2PRFIN20041217_070248_000000612033_00049_14632_7743.N1	17-DEC-2004 07:02:48	Twi_and_stray	60.500	14	58Alp Ori	0.87000	3000.0	121	14632	No
61	GOM_NL__2PRFIN20041217_070449_000000482033_00049_14632_7744.N1	17-DEC-2004 07:04:49	Twi_and_stray	47.500	13	87Alp Tau	0.86700	3800.0	95	14632	No
62	GOM_NL__2PRFIN20041217_070704_000000372033_00049_14632_7745.N1	17-DEC-2004 07:07:04	Bright	37.000	146	25Eta Tau	2.8730	15200.	74	14632	No
63	GOM_NL__2PRFIN20041217_070912_000000372033_00049_14632_7746.N1	17-DEC-2004 07:09:12	Bright	37.000	150	44Zet Per	2.8900	28000.	74	14632	No
64	GOM_NL__2PRFIN20041217_071128_000000372033_00049_14632_7747.N1	17-DEC-2004 07:11:28	Bright	36.500	149	45Eps Per	2.8880	30000.	73	14632	No
65	GOM_NL__2PRFIN20041217_071341_000000352033_00049_14632_7748.N1	17-DEC-2004 07:13:41	Bright	35.000	175	39Del Per	3.0100	19400.	70	14632	No
66	GOM_NL__2PRFIN20041217_071529_000000362033_00049_14632_7749.N1	17-DEC-2004 07:15:29	Bright	36.000	160	23Gam Per	2.9300	4700.0	72	14632	No
67	GOM_NL__2PRFIN20041217_071845_000000372033_00049_14632_7750.N1	17-DEC-2004 07:18:45	Bright	36.500	110	37Del Cas	2.6780	8900.0	73	14632	No
68	GOM_NL__2PRFIN20041217_072522_000000382033_00049_14632_7751.N1	17-DEC-2004 07:25:22	Bright	38.000	49	1Alp UMi	1.9900	6300.0	76	14632	No
69	GOM_NL__2PRFIN20041217_073004_000000402033_00049_14632_7752.N1	17-DEC-2004 07:30:04	Bright	39.500	60	7Bet UMi	2.0810	3950.0	79	14632	No
70	GOM_NL__2PRFIN20041217_073138_000000542033_00049_14632_7753.N1	17-DEC-2004 07:31:38	Bright	53.500	82	48Bet UMa	2.3650	10600.	107	14632	No
71	GOM_NL__2PRFIN20041217_073412_000000502033_00049_14632_7754.N1	17-DEC-2004 07:34:12	Bright	50.000	87	64Gam UMa	2.4330	11000.	100	14632	No
72	GOM_NL__2PRFIN20041217_073715_000000432033_00049_14632_7755.N1	17-DEC-2004 07:37:15	Bright	43.000	39	85Eta UMa	1.8540	24000.	86	14632	No
73	GOM_NL__2PRFIN20041217_074039_000000412033_00049_14632_7756.N1	17-DEC-2004 07:40:39	Bright	41.000	180	27Gam Boo	3.0400	8000.0	82	14632	No
74	GOM_NL__2PRFIN20041217_074355_000000382033_00049_14632_7757.N1	17-DEC-2004 07:43:55	Bright	37.500	83		2.3780	11000.	75	14632	No
75	GOM_NL__2PRFIN20041217_074717_000000452033_00049_14632_7758.N1	17-DEC-2004 07:47:17	Bright	44.500	111	8Eta Boo	2.6800	6000.0	89	14632	No
76	GOM_NL__2PRFIN20041217_074902_000000352033_00049_14632_7759.N1	17-DEC-2004 07:49:02	Bright	35.000	102	24Alp Ser	2.6000	4250.0	70	14632	No
77	GOM_NL__2PRFIN20041217_075124_000000602033_00049_14632_7760.N1	17-DEC-2004 07:51:24	Bright	60.000	138	47Eps Vir	2.8280	4700.0	120	14632	No
78	GOM_NL__2PRFIN20041217_075600_000000372033_00049_14632_7761.N1	17-DEC-2004 07:56:00	Bright	37.000	122	9Alp2Lib	2.7470	9700.0	74	14632	No
79	GOM_NL__2PRFIN20041217_075723_000000572033_00049_14632_7762.N1	17-DEC-2004 07:57:23	Twi_and_stray	57.000	15	67Alp Vir	0.97600	28000.	114	14632	No
80	GOM_NL__2PRFIN20041217_080054_000000512033_00049_14632_7763.N1	17-DEC-2004 08:00:54	Dark	50.500	169	46Gam Hya	2.9910	4700.0	101	14632	No
81	GOM_NL__2PRFIN20041217_080315_000000422033_00049_14632_7764.N1	17-DEC-2004 08:03:15	Dark	42.000	81	Eta Cen	2.3560	28000.	84	14632	No
82	GOM_NL__2PRFIN20041217_080431_000000412033_00049_14632_7765.N1	17-DEC-2004 08:04:31	Dark	41.000	78	Alp Lup	2.3040	28000.	82	14632	No
83	GOM_NL__2PRFIN20041217_080804_000000522033_00049_14632_7766.N1	17-DEC-2004 08:08:04	Dark	52.000	4	Alp1Cen	-0.010000	5800.0	104	14632	No
84	GOM_NL__2PRFIN20041217_080950_000000452033_00050_14633_7730.N1	17-DEC-2004 08:09:50	Dark	45.000	99	Del Cen	2.5750	26000.	90	14633	No
85	GOM_NL__2PRFIN20041217_081156_000000362033_00050_14633_7731.N1	17-DEC-2004 08:11:56	Dark	36.000	112	Alp Mus	2.6880	26000.	72	14633	No
86	GOM_NL__2PRFIN20041217_081603_000000392033_00050_14633_7732.N1	17-DEC-2004 08:16:03	Dark	39.000	159	Ups Car	2.9200	7200.0	78	14633	No
87	GOM_NL__2PRFIN20041217_081727_000000412033_00050_14633_7733.N1	17-DEC-2004 08:17:27	Dark	41.000	71	Iot Car	2.2460	7700.0	82	14633	No
88	GOM_NL__2PRFIN20041217_081920_000000562033_00050_14633_7734.N1	17-DEC-2004 08:19:20	Dark	55.500	41	Eps Car	1.8600	4100.0	111	14633	No
89	GOM_NL__2PRFIN20041217_082209_000000522033_00050_14633_7735.N1	17-DEC-2004 08:22:09	Dark	51.500	34	Gam2Vel	1.7930	23000.	103	14633	No
90	GOM_NL__2PRFIN20041217_082410_000000482033_00050_14633_7736.N1	17-DEC-2004 08:24:10	Dark	47.500	2	Alp Car	-0.73600	7000.0	95	14633	No
91	GOM_NL__2PRFIN20041217_082657_000000522033_00050_14633_7737.N1	17-DEC-2004 08:26:57	Dark	51.500	117	Pi Pup	2.7060	3800.0	103	14633	No
92	GOM_NL__2PRFIN20041217_083009_000000562033_00050_14633_7738.N1	17-DEC-2004 08:30:09	Straylight	55.500	23	21Eps CMa	1.5020	26000.	111	14633	No
93	GOM_NL__2PRFIN20041217_083155_000000562033_00050_14633_7739.N1	17-DEC-2004 08:31:55	Straylight	55.500	179	24Omi2CMa	3.0320	24000.	111	14633	No
94	GOM_NL__2PRFIN20041217_083453_000000722033_00050_14633_7740.N1	17-DEC-2004 08:34:53	Straylight	72.000	1	9Alp CMa	-1.4400	11000.	144	14633	No
95	GOM_NL__2PRFIN20041217_083807_000000562033_00050_14633_7741.N1	17-DEC-2004 08:38:07	Dark	56.000	7	19Bet Ori	0.10000	14000.	112	14633	Yes
96	GOM_NL__2PRFIN20041217_084019_000000502033_00050_14633_7742.N1	17-DEC-2004 08:40:19	Straylight	50.000	30	46Eps Ori	1.6940	30000.	100	14633	No
97	GOM_NL__2PRFIN20041217_084323_000000652033_00050_14633_7743.N1	17-DEC-2004 08:43:23	Twi_and_stray	65.000	14	58Alp Ori	0.87000	3000.0	130	14633	No
98	GOM_NL__2PRFIN20041217_084525_000000502033_00050_14633_7744.N1	17-DEC-2004 08:45:25	Twi_and_stray	50.000	13	87Alp Tau	0.86700	3800.0	100	14633	No
99	GOM_NL__2PRFIN20041217_084739_000000382033_00050_14633_7745.N1	17-DEC-2004 08:47:39	Bright	37.500	146	25Eta Tau	2.8730	15200.	75	14633	No
100	GOM_NL__2PRFIN20041217_084947_000000372033_00050_14633_7746.N1	17-DEC-2004 08:49:47	Bright	37.000	150	44Zet Per	2.8900	28000.	74	14633	No
101	GOM_NL__2PRFIN20041217_085204_000000372033_00050_14633_7747.N1	17-DEC-2004 08:52:04	Bright	36.500	149	45Eps Per	2.8880	30000.	73	14633	No

102	GOM_NL__2PRFIN20041217_085417_000000352033_00050_14633_7748.N1	17-DEC-2004 08:54:17	Bright	34.500	175	39Del Per	3.0100	19400.	69	14633	No
103	GOM_NL__2PRFIN20041217_085605_000000362033_00050_14633_7749.N1	17-DEC-2004 08:56:05	Bright	35.500	160	23Gam Per	2.9300	4700.0	71	14633	No
104	GOM_NL__2PRFIN20041217_085921_000000372033_00050_14633_7750.N1	17-DEC-2004 08:59:21	Bright	37.000	110	37Del Cas	2.6780	8900.0	74	14633	No
105	GOM_NL__2PRFIN20041217_090558_000000392033_00050_14633_7751.N1	17-DEC-2004 09:05:58	Bright	38.500	49	1Alp UMi	1.9900	6300.0	77	14633	No
106	GOM_NL__2PRFIN20041217_091040_000000402033_00050_14633_7752.N1	17-DEC-2004 09:10:40	Bright	39.500	60	7Bet UMi	2.0810	3950.0	79	14633	No
107	GOM_NL__2PRFIN20041217_091216_000000542033_00050_14633_7753.N1	17-DEC-2004 09:12:16	Bright	54.000	82	48Bet UMa	2.3650	10600.	108	14633	No
108	GOM_NL__2PRFIN20041217_091448_000000492033_00050_14633_7754.N1	17-DEC-2004 09:14:48	Bright	48.500	87	64Gam UMa	2.4330	11000.	97	14633	No
109	GOM_NL__2PRFIN20041217_091751_000000402033_00050_14633_7755.N1	17-DEC-2004 09:17:51	Bright	39.500	39	85Eta UMa	1.8540	24000.	79	14633	No
110	GOM_NL__2PRFIN20041217_092115_000000392033_00050_14633_7756.N1	17-DEC-2004 09:21:15	Bright	39.000	180	27Gam Boo	3.0400	8000.0	78	14633	No
111	GOM_NL__2PRFIN20041217_092430_000000382033_00050_14633_7757.N1	17-DEC-2004 09:24:30	Bright	38.000	83		2.3780	11000.	76	14633	No
112	GOM_NL__2PRFIN20041217_092753_000000442033_00050_14633_7758.N1	17-DEC-2004 09:27:53	Bright	43.500	111	8Eta Boo	2.6800	6000.0	87	14633	No
113	GOM_NL__2PRFIN20041217_092937_000000362033_00050_14633_7759.N1	17-DEC-2004 09:29:37	Bright	35.500	102	24Alp Ser	2.6000	4250.0	71	14633	No
114	GOM_NL__2PRFIN20041217_093201_000000562033_00050_14633_7760.N1	17-DEC-2004 09:32:01	Bright	56.000	138	47Eps Vir	2.8280	4700.0	112	14633	No
115	GOM_NL__2PRFIN20041217_093636_000000392033_00050_14633_7761.N1	17-DEC-2004 09:36:36	Bright	38.500	122	9Alp2Lib	2.7470	9700.0	77	14633	No
116	GOM_NL__2PRFIN20041217_093800_000000582033_00050_14633_7762.N1	17-DEC-2004 09:38:00	Twi_and_stray	57.500	15	67Alp Vir	0.97600	28000.	115	14633	No
117	GOM_NL__2PRFIN20041217_094131_000000492033_00050_14633_7763.N1	17-DEC-2004 09:41:31	Dark	48.500	169	46Gam Hya	2.9910	4700.0	97	14633	No
118	GOM_NL__2PRFIN20041217_094351_000000402033_00050_14633_7764.N1	17-DEC-2004 09:43:51	Dark	39.500	81	Eta Cen	2.3560	28000.	79	14633	No
119	GOM_NL__2PRFIN20041217_094507_000000392033_00050_14633_7765.N1	17-DEC-2004 09:45:07	Dark	39.000	78	Alp Lup	2.3040	28000.	78	14633	No
120	GOM_NL__2PRFIN20041217_094840_000000522033_00050_14633_7766.N1	17-DEC-2004 09:48:40	Dark	51.500	4	Alp1Cen	-0.010000	5800.0	103	14633	No
121	GOM_NL__2PRFIN20041217_095027_000000432033_00051_14634_7730.N1	17-DEC-2004 09:50:27	Dark	42.500	99	Del Cen	2.5750	26000.	85	14634	No
122	GOM_NL__2PRFIN20041217_095231_000000382033_00051_14634_7731.N1	17-DEC-2004 09:52:31	Dark	38.000	112	Alp Mus	2.6880	26000.	76	14634	No
123	GOM_NL__2PRFIN20041217_095639_000000402033_00051_14634_7732.N1	17-DEC-2004 09:56:39	Dark	40.000	159	Ups Car	2.9200	7200.0	80	14634	No
124	GOM_NL__2PRFIN20041217_095804_000000422033_00051_14634_7733.N1	17-DEC-2004 09:58:04	Dark	42.000	71	lot Car	2.2460	7700.0	84	14634	No
125	GOM_NL__2PRFIN20041217_095956_000000542033_00051_14634_7734.N1	17-DEC-2004 09:59:56	Dark	53.500	41	Eps Car	1.8600	4100.0	107	14634	No
126	GOM_NL__2PRFIN20041217_100245_000000472033_00051_14634_7735.N1	17-DEC-2004 10:02:45	Dark	47.000	34	Gam2Vel	1.7930	23000.	94	14634	No
127	GOM_NL__2PRFIN20041217_100445_000000472033_00051_14634_7736.N1	17-DEC-2004 10:04:45	Dark	46.500	2	Alp Car	-0.73600	7000.0	93	14634	No
128	GOM_NL__2PRFIN20041217_100733_000000542033_00051_14634_7737.N1	17-DEC-2004 10:07:33	Dark	53.500	117	Pi Pup	2.7060	3800.0	107	14634	No
129	GOM_NL__2PRFIN20041217_101045_000000582033_00051_14634_7738.N1	17-DEC-2004 10:10:45	Straylight	58.000	23	21Eps CMa	1.5020	26000.	116	14634	No
130	GOM_NL__2PRFIN20041217_101230_000000582033_00051_14634_7739.N1	17-DEC-2004 10:12:30	Straylight	57.500	179	24Omi2CMa	3.0320	24000.	115	14634	No
131	GOM_NL__2PRFIN20041217_101529_000000222033_00051_14634_7740.N1	17-DEC-2004 10:15:29	Straylight	22.000	1	9Alp CMa	-1.4400	11000.	44	14634	No
132	GOM_NL__2PRFIN20041217_101843_000000562033_00051_14634_7741.N1	17-DEC-2004 10:18:43	Straylight	56.000	7	19Bet Ori	0.10000	14000.	112	14634	No
133	GOM_NL__2PRFIN20041217_102054_000000492033_00051_14634_7742.N1	17-DEC-2004 10:20:54	Straylight	48.500	30	46Eps Ori	1.6940	30000.	97	14634	No
134	GOM_NL__2PRFIN20041217_102358_000000622033_00051_14634_7743.N1	17-DEC-2004 10:23:58	Twi_and_stray	61.500	14	58Alp Ori	0.87000	3000.0	123	14634	No
135	GOM_NL__2PRFIN20041217_102601_000000502033_00051_14634_7744.N1	17-DEC-2004 10:26:01	Twi_and_stray	49.500	13	87Alp Tau	0.86700	3800.0	99	14634	No
136	GOM_NL__2PRFIN20041217_102815_000000382033_00051_14634_7745.N1	17-DEC-2004 10:28:15	Bright	38.000	146	25Eta Tau	2.8730	15200.	76	14634	No
137	GOM_NL__2PRFIN20041217_103023_000000382033_00051_14634_7746.N1	17-DEC-2004 10:30:23	Bright	37.500	150	44Zet Per	2.8900	28000.	75	14634	No
138	GOM_NL__2PRFIN20041217_103240_000000362033_00051_14634_7747.N1	17-DEC-2004 10:32:40	Bright	36.000	149	45Eps Per	2.8880	30000.	72	14634	No
139	GOM_NL__2PRFIN20041217_103452_000000362033_00051_14634_7748.N1	17-DEC-2004 10:34:52	Bright	35.500	175	39Del Per	3.0100	19400.	71	14634	No
140	GOM_NL__2PRFIN20041217_103641_000000372033_00051_14634_7749.N1	17-DEC-2004 10:36:41	Bright	37.000	160	23Gam Per	2.9300	4700.0	74	14634	No
141	GOM_NL__2PRFIN20041217_103957_000000362033_00051_14634_7750.N1	17-DEC-2004 10:39:57	Bright	36.000	110	37Del Cas	2.6780	8900.0	72	14634	No
142	GOM_NL__2PRFIN20041217_104631_000000402033_00051_14634_7751.N1	17-DEC-2004 10:46:31	Bright	40.000	49	1Alp UMi	1.9900	6300.0	80	14634	No
143	GOM_NL__2PRFIN20041217_105115_000000412033_00051_14634_7752.N1	17-DEC-2004 10:51:15	Bright	41.000	60	7Bet UMi	2.0810	3950.0	82	14634	No
144	GOM_NL__2PRFIN20041217_105252_000000522033_00051_14634_7753.N1	17-DEC-2004 10:52:52	Bright	51.500	82	48Bet UMa	2.3650	10600.	103	14634	No
145	GOM_NL__2PRFIN20041217_105523_000000482033_00051_14634_7754.N1	17-DEC-2004 10:55:23	Bright	47.500	87	64Gam UMa	2.4330	11000.	95	14634	No
146	GOM_NL__2PRFIN20041217_105827_000000442033_00051_14634_7755.N1	17-DEC-2004 10:58:27	Bright	43.500	39	85Eta UMa	1.8540	24000.	87	14634	No
147	GOM_NL__2PRFIN20041217_110151_000000392033_00051_14634_7756.N1	17-DEC-2004 11:01:51	Bright	38.500	180	27Gam Boo	3.0400	8000.0	77	14634	No
148	GOM_NL__2PRFIN20041217_110506_000000402033_00051_14634_7757.N1	17-DEC-2004 11:05:06	Bright	40.000	83		2.3780	11000.	80	14634	No
149	GOM_NL__2PRFIN20041217_110830_000000422033_00051_14634_7758.N1	17-DEC-2004 11:08:30	Bright	42.000	111	8Eta Boo	2.6800	6000.0	84	14634	No
150	GOM_NL__2PRFIN20041217_111013_000000362033_00051_14634_7759.N1	17-DEC-2004 11:10:13	Bright	36.000	102	24Alp Ser	2.6000	4250.0	72	14634	No
151	GOM_NL__2PRFIN20041217_111238_000000572033_00051_14634_7760.N1	17-DEC-2004 11:12:38	Bright	57.000	138	47Eps Vir	2.8280	4700.0	114	14634	No
152	GOM_NL__2PRFIN20041217_111712_000000452033_00051_14634_7761.N1	17-DEC-2004 11:17:12	Bright	44.500	122	9Alp2Lib	2.7470	9700.0	89	14634	No
153	GOM_NL__2PRFIN20041217_111836_000000562033_00051_14634_7762.N1	17-DEC-2004 11:18:36	Twi_and_stray	56.000	15	67Alp Vir	0.97600	28000.	112	14634	No
154	GOM_NL__2PRFIN20041217_112207_000000522033_00051_14634_7763.N1	17-DEC-2004 11:22:07	Dark	52.000	169	46Gam Hya	2.9910	4700.0	104	14634	No
155	GOM_NL__2PRFIN20041217_112427_000000422033_00051_14634_7764.N1	17-DEC-2004 11:24:27	Dark	42.000	81	Eta Cen	2.3560	28000.	84	14634	No
156	GOM_NL__2PRFIN20041217_112542_000000442033_00051_14634_7765.N1	17-DEC-2004 11:25:42	Dark	43.500	78	Alp Lup	2.3040	28000.	87	14634	No
157	GOM_NL__2PRFIN20041217_112916_000000522033_00051_14634_7766.N1	17-DEC-2004 11:29:16	Dark	52.000	4	Alp1Cen	-0.010000	5800.0	104	14634	No
158	GOM_NL__2PRFIN20041217_113104_000000442033_00052_14635_7730.N1	17-DEC-2004 11:31:04	Dark	43.500	99	Del Cen	2.5750	26000.	87	14635	No
159	GOM_NL__2PRFIN20041217_113308_000000372033_00052_14635_7731.N1	17-DEC-2004 11:33:08	Dark	37.000	112	Alp Mus	2.6880	26000.	74	14635	No
160	GOM_NL__2PRFIN20041217_113716_000000402033_00052_14635_7732.N1	17-DEC-2004 11:37:16	Dark	40.000	159	Ups Car	2.9200	7200.0	80	14635	No

161	GOM_NL__2PRFIN20041217_113840_000000442033_00052_14635_7733.N1	17-DEC-2004 11:38:40	Dark	43.500	71	Iot Car	2.2460	7700.0	87	14635	No
162	GOM_NL__2PRFIN20041217_114032_000000462033_00052_14635_7734.N1	17-DEC-2004 11:40:32	Dark	46.000	41	Eps Car	1.8600	4100.0	92	14635	No
163	GOM_NL__2PRFIN20041217_114321_000000492033_00052_14635_7735.N1	17-DEC-2004 11:43:21	Dark	49.000	34	Gam2Vel	1.7930	23000.	98	14635	No
164	GOM_NL__2PRFIN20041217_114522_000000552033_00052_14635_7736.N1	17-DEC-2004 11:45:22	Dark	55.000	2	Alp Car	-0.73600	7000.0	110	14635	No
165	GOM_NL__2PRFIN20041217_114809_000000552033_00052_14635_7737.N1	17-DEC-2004 11:48:09	Dark	55.000	117	Pi Pup	2.7060	3800.0	110	14635	No
166	GOM_NL__2PRFIN20041217_115121_000000572033_00052_14635_7738.N1	17-DEC-2004 11:51:21	Straylight	57.000	23	21Eps CMa	1.5020	26000.	114	14635	No
167	GOM_NL__2PRFIN20041217_115305_000000392033_00052_14635_7739.N1	17-DEC-2004 11:53:05	Straylight	38.500	179	24Omi2CMa	3.0320	24000.	77	14635	No
168	GOM_NL__2PRFIN20041217_115603_000000662033_00052_14635_7740.N1	17-DEC-2004 11:56:03	Straylight	66.000	1	9Alp CMa	-1.4400	11000.	132	14635	No
169	GOM_NL__2PRFIN20041217_115919_000000562033_00052_14635_7741.N1	17-DEC-2004 11:59:19	Straylight	56.000	7	19Bet Ori	0.10000	14000.	112	14635	No
170	GOM_NL__2PRFIN20041217_120130_000000512033_00052_14635_7742.N1	17-DEC-2004 12:01:30	Straylight	50.500	30	46Eps Ori	1.6940	30000.	101	14635	No
171	GOM_NL__2PRFIN20041217_120434_000000652033_00052_14635_7743.N1	17-DEC-2004 12:04:34	Tw_i_and_stray	65.000	14	58Alp Ori	0.87000	3000.0	130	14635	No
172	GOM_NL__2PRFIN20041217_120637_000000512033_00052_14635_7744.N1	17-DEC-2004 12:06:37	Tw_i_and_stray	51.000	13	87Alp Tau	0.86700	3800.0	102	14635	No
173	GOM_NL__2PRFIN20041217_120851_000000382033_00052_14635_7745.N1	17-DEC-2004 12:08:51	Bright	38.000	146	25Eta Tau	2.8730	15200.	76	14635	No
174	GOM_NL__2PRFIN20041217_121059_000000382033_00052_14635_7746.N1	17-DEC-2004 12:10:59	Bright	38.000	150	44Zet Per	2.8900	28000.	76	14635	No
175	GOM_NL__2PRFIN20041217_121316_000000372033_00052_14635_7747.N1	17-DEC-2004 12:13:16	Bright	36.500	149	45Eps Per	2.8880	30000.	73	14635	No
176	GOM_NL__2PRFIN20041217_121528_000000362033_00052_14635_7748.N1	17-DEC-2004 12:15:28	Bright	36.000	175	39Del Per	3.0100	19400.	72	14635	No
177	GOM_NL__2PRFIN20041217_121717_000000392033_00052_14635_7749.N1	17-DEC-2004 12:17:17	Bright	38.500	160	23Gam Per	2.9300	4700.0	77	14635	No
178	GOM_NL__2PRFIN20041217_122033_000000402033_00052_14635_7750.N1	17-DEC-2004 12:20:33	Bright	39.500	110	37Del Cas	2.6780	8900.0	79	14635	No
179	GOM_NL__2PRFIN20041217_122709_000000402033_00052_14635_7751.N1	17-DEC-2004 12:27:09	Bright	39.500	49	1Alp UMi	1.9900	6300.0	79	14635	No
180	GOM_NL__2PRFIN20041217_123152_000000382033_00052_14635_7752.N1	17-DEC-2004 12:31:52	Bright	37.500	60	7Bet UMi	2.0810	3950.0	75	14635	No
181	GOM_NL__2PRFIN20041217_123327_000000522033_00052_14635_7753.N1	17-DEC-2004 12:33:27	Bright	52.000	82	48Bet UMa	2.3650	10600.	104	14635	No
182	GOM_NL__2PRFIN20041217_123559_000000492033_00052_14635_7754.N1	17-DEC-2004 12:35:59	Bright	49.000	87	64Gam UMa	2.4330	11000.	98	14635	No
183	GOM_NL__2PRFIN20041217_123903_000000422033_00052_14635_7755.N1	17-DEC-2004 12:39:03	Bright	42.000	39	85Eta UMa	1.8540	24000.	84	14635	No
184	GOM_NL__2PRFIN20041217_124227_000000392033_00052_14635_7756.N1	17-DEC-2004 12:42:27	Bright	39.000	180	27Gam Boo	3.0400	8000.0	78	14635	No
185	GOM_NL__2PRFIN20041217_124542_000000382033_00052_14635_7757.N1	17-DEC-2004 12:45:42	Bright	38.000	83		2.3780	11000.	76	14635	No
186	GOM_NL__2PRFIN20041217_124905_000000442033_00052_14635_7758.N1	17-DEC-2004 12:49:05	Bright	43.500	111	8Eta Boo	2.6800	6000.0	87	14635	No
187	GOM_NL__2PRFIN20041217_125049_000000362033_00052_14635_7759.N1	17-DEC-2004 12:50:49	Bright	36.000	102	24Alp Ser	2.6000	4250.0	72	14635	No
188	GOM_NL__2PRFIN20041217_125314_000000552033_00052_14635_7760.N1	17-DEC-2004 12:53:14	Bright	54.500	138	47Eps Vir	2.8280	4700.0	109	14635	No
189	GOM_NL__2PRFIN20041217_125748_000000442033_00052_14635_7761.N1	17-DEC-2004 12:57:48	Bright	44.000	122	9Alp2Lib	2.7470	9700.0	88	14635	No
190	GOM_NL__2PRFIN20041217_125913_000000562033_00052_14635_7762.N1	17-DEC-2004 12:59:13	Tw_i_and_stray	55.500	15	67Alp Vir	0.97600	28000.	111	14635	No
191	GOM_NL__2PRFIN20041217_130244_000000512033_00052_14635_7763.N1	17-DEC-2004 13:02:44	Dark	50.500	169	46Gam Hya	2.9910	4700.0	101	14635	No
192	GOM_NL__2PRFIN20041217_130415_000000452033_00052_14635_7764.N1	17-DEC-2004 13:04:15	Dark	44.500	54	5The Cen	2.0550	4500.0	89	14635	No
193	GOM_NL__2PRFIN20041217_130619_000000392033_00052_14635_7765.N1	17-DEC-2004 13:06:19	Dark	38.500	78	Alp Lup	2.3040	28000.	77	14635	No
194	GOM_NL__2PRFIN20041217_130952_000000522033_00052_14635_7766.N1	17-DEC-2004 13:09:52	Dark	52.000	4	Alp1Cen	-0.010000	5800.0	104	14635	No
195	GOM_NL__2PRFIN20041217_131140_000000432033_00053_14636_7730.N1	17-DEC-2004 13:11:40	Dark	42.500	99	Del Cen	2.5750	26000.	85	14636	No
196	GOM_NL__2PRFIN20041217_131344_000000392033_00053_14636_7731.N1	17-DEC-2004 13:13:44	Dark	39.000	112	Alp Mus	2.6880	26000.	78	14636	No
197	GOM_NL__2PRFIN20041217_131751_000000412033_00053_14636_7732.N1	17-DEC-2004 13:17:51	Dark	40.500	159	Ups Car	2.9200	7200.0	81	14636	No
198	GOM_NL__2PRFIN20041217_131915_000000442033_00053_14636_7733.N1	17-DEC-2004 13:19:15	Dark	43.500	71	Iot Car	2.2460	7700.0	87	14636	No
199	GOM_NL__2PRFIN20041217_132106_000000502033_00053_14636_7734.N1	17-DEC-2004 13:21:06	Dark	50.000	41	Eps Car	1.8600	4100.0	100	14636	No
200	GOM_NL__2PRFIN20041217_132357_000000482033_00053_14636_7735.N1	17-DEC-2004 13:23:57	Dark	48.000	34	Gam2Vel	1.7930	23000.	96	14636	No
201	GOM_NL__2PRFIN20041217_132557_000000462033_00053_14636_7736.N1	17-DEC-2004 13:25:57	Dark	46.000	2	Alp Car	-0.73600	7000.0	92	14636	No
202	GOM_NL__2PRFIN20041217_132845_000000512033_00053_14636_7737.N1	17-DEC-2004 13:28:45	Dark	50.500	117	Pi Pup	2.7060	3800.0	101	14636	No
203	GOM_NL__2PRFIN20041217_133157_000000592033_00053_14636_7738.N1	17-DEC-2004 13:31:57	Straylight	58.500	23	21Eps CMa	1.5020	26000.	117	14636	No
204	GOM_NL__2PRFIN20041217_133343_000000562033_00053_14636_7739.N1	17-DEC-2004 13:33:43	Straylight	56.000	179	24Omi2CMa	3.0320	24000.	112	14636	No
205	GOM_NL__2PRFIN20041217_133640_000000702033_00053_14636_7740.N1	17-DEC-2004 13:36:40	Straylight	69.500	1	9Alp CMa	-1.4400	11000.	139	14636	No
206	GOM_NL__2PRFIN20041217_133954_000000502033_00053_14636_7741.N1	17-DEC-2004 13:39:54	Straylight	49.500	7	19Bet Ori	0.10000	14000.	99	14636	No
207	GOM_NL__2PRFIN20041217_134205_000000512033_00053_14636_7742.N1	17-DEC-2004 13:42:05	Straylight	51.000	30	46Eps Ori	1.6940	30000.	102	14636	No
208	GOM_NL__2PRFIN20041217_134509_000000642033_00053_14636_7743.N1	17-DEC-2004 13:45:09	Tw_i_and_stray	64.000	14	58Alp Ori	0.87000	3000.0	128	14636	No
209	GOM_NL__2PRFIN20041217_134712_000000532033_00053_14636_7744.N1	17-DEC-2004 13:47:12	Tw_i_and_stray	53.000	13	87Alp Tau	0.86700	3800.0	106	14636	No
210	GOM_NL__2PRFIN20041217_134927_000000522033_00053_14636_7745.N1	17-DEC-2004 13:49:27	Bright	52.000	146	25Eta Tau	2.8730	15200.	104	14636	No
211	GOM_NL__2PRFIN20041217_135133_000000402033_00053_14636_7746.N1	17-DEC-2004 13:51:33	Bright	39.500	150	44Zet Per	2.8900	28000.	79	14636	No
212	GOM_NL__2PRFIN20041217_135351_000000372033_00053_14636_7747.N1	17-DEC-2004 13:53:51	Bright	37.000	149	45Eps Per	2.8880	30000.	74	14636	No
213	GOM_NL__2PRFIN20041217_135603_000000382033_00053_14636_7748.N1	17-DEC-2004 13:56:03	Bright	37.500	175	39Del Per	3.0100	19400.	75	14636	No
214	GOM_NL__2PRFIN20041217_135752_000000382033_00053_14636_7749.N1	17-DEC-2004 13:57:52	Bright	38.000	160	23Gam Per	2.9300	4700.0	76	14636	No
215	GOM_NL__2PRFIN20041217_140109_000000392033_00053_14636_7750.N1	17-DEC-2004 14:01:09	Bright	38.500	110	37Del Cas	2.6780	8900.0	77	14636	No
216	GOM_NL__2PRFIN20041217_140743_000000382033_00053_14636_7751.N1	17-DEC-2004 14:07:43	Bright	37.500	49	1Alp UMi	1.9900	6300.0	75	14636	No
217	GOM_NL__2PRFIN20041217_141228_000000392033_00053_14636_7752.N1	17-DEC-2004 14:12:28	Bright	39.000	60	7Bet UMi	2.0810	3950.0	78	14636	No
218	GOM_NL__2PRFIN20041217_141402_000000522033_00053_14636_7753.N1	17-DEC-2004 14:14:02	Bright	51.500	82	48Bet UMa	2.3650	10600.	103	14636	No
219	GOM_NL__2PRFIN20041217_141634_000000532033_00053_14636_7754.N1	17-DEC-2004 14:16:34	Bright	53.000	87	64Gam UMa	2.4330	11000.	106	14636	No

220	GOM_NL__2PRFIN20041217_141938_00000542033_00053_14636_7755.N1	17-DEC-2004 14:19:38	Bright	53.500	39	85Eta UMa	1.8540	24000.	107	14636	No
221	GOM_NL__2PRFIN20041217_142303_00000402033_00053_14636_7756.N1	17-DEC-2004 14:23:03	Bright	39.500	180	27Gam Boo	3.0400	8000.0	79	14636	No
222	GOM_NL__2PRFIN20041217_142618_00000402033_00053_14636_7757.N1	17-DEC-2004 14:26:18	Bright	40.000	83		2.3780	11000.	80	14636	No
223	GOM_NL__2PRFIN20041217_142941_00000442033_00053_14636_7758.N1	17-DEC-2004 14:29:41	Bright	43.500	111	8Eta Boo	2.6800	6000.0	87	14636	No
224	GOM_NL__2PRFIN20041217_143123_00000382033_00053_14636_7759.N1	17-DEC-2004 14:31:23	Bright	38.000	102	24Alp Ser	2.6000	4250.0	76	14636	No
225	GOM_NL__2PRFIN20041217_143351_00000772033_00053_14636_7760.N1	17-DEC-2004 14:33:51	Bright	77.000	138	47Eps Vir	2.8280	4700.0	154	14636	No
226	GOM_NL__2PRFIN20041217_143824_00000482033_00053_14636_7761.N1	17-DEC-2004 14:38:24	Bright	48.000	122	9Alp2Lib	2.7470	9700.0	96	14636	No
227	GOM_NL__2PRFIN20041217_143949_00000542033_00053_14636_7762.N1	17-DEC-2004 14:39:49	Twilight	53.500	15	67Alp Vir	0.97600	28000.	107	14636	No
228	GOM_NL__2PRFIN20041217_144320_00000492033_00053_14636_7763.N1	17-DEC-2004 14:43:20	Dark	48.500	169	46Gam Hya	2.9910	4700.0	97	14636	No
229	GOM_NL__2PRFIN20041217_144451_00000422033_00053_14636_7764.N1	17-DEC-2004 14:44:51	Dark	41.500	54	5The Cen	2.0550	4500.0	83	14636	No
230	GOM_NL__2PRFIN20041217_144655_00000392033_00053_14636_7765.N1	17-DEC-2004 14:46:55	Dark	39.000	78	Alp Lup	2.3040	28000.	78	14636	No
231	GOM_NL__2PRFIN20041217_145029_00000522033_00053_14636_7766.N1	17-DEC-2004 14:50:29	Dark	52.000	4	Alp1Cen	-0.010000	5800.0	104	14636	No
232	GOM_NL__2PRFIN20041217_145217_00000442033_00054_14637_7730.N1	17-DEC-2004 14:52:17	Dark	44.000	99	Del Cen	2.5750	26000.	88	14637	No
233	GOM_NL__2PRFIN20041217_145420_00000392033_00054_14637_7731.N1	17-DEC-2004 14:54:20	Dark	38.500	112	Alp Mus	2.6880	26000.	77	14637	No
234	GOM_NL__2PRFIN20041217_145827_00000422033_00054_14637_7732.N1	17-DEC-2004 14:58:27	Dark	41.500	159	Ups Car	2.9200	7200.0	83	14637	No
235	GOM_NL__2PRFIN20041217_145952_00000452033_00054_14637_7733.N1	17-DEC-2004 14:59:52	Dark	44.500	71	lot Car	2.2460	7700.0	89	14637	No
236	GOM_NL__2PRFIN20041217_150144_00000532033_00054_14637_7734.N1	17-DEC-2004 15:01:44	Dark	52.500	41	Eps Car	1.8600	4100.0	105	14637	No
237	GOM_NL__2PRFIN20041217_150434_00000482033_00054_14637_7735.N1	17-DEC-2004 15:04:34	Dark	47.500	34	Gam2Vel	1.7930	23000.	95	14637	No
238	GOM_NL__2PRFIN20041217_150631_00000532033_00054_14637_7736.N1	17-DEC-2004 15:06:31	Dark	52.500	2	Alp Car	-0.73600	7000.0	105	14637	No
239	GOM_NL__2PRFIN20041217_150923_00000562033_00054_14637_7737.N1	17-DEC-2004 15:09:23	Dark	56.000	117	Pi Pup	2.7060	3800.0	112	14637	No
240	GOM_NL__2PRFIN20041217_151234_00000302033_00054_14637_7738.N1	17-DEC-2004 15:12:34	Straylight	29.500	23	21Eps CMa	1.5020	26000.	59	14637	No
241	GOM_NL__2PRFIN20041217_151420_00000552033_00054_14637_7739.N1	17-DEC-2004 15:14:20	Dark	55.000	179	24Omi2CMa	3.0320	24000.	110	14637	Yes
242	GOM_NL__2PRFIN20041217_151717_00000722033_00054_14637_7740.N1	17-DEC-2004 15:17:17	Straylight	72.000	1	9Alp CMa	-1.4400	11000.	144	14637	No
243	GOM_NL__2PRFIN20041217_152030_00000532033_00054_14637_7741.N1	17-DEC-2004 15:20:30	Straylight	53.000	7	19Bet Ori	0.10000	14000.	106	14637	No
244	GOM_NL__2PRFIN20041217_152241_00000522033_00054_14637_7742.N1	17-DEC-2004 15:22:41	Straylight	51.500	30	46Eps Ori	1.6940	30000.	103	14637	No
245	GOM_NL__2PRFIN20041217_152545_00000652033_00054_14637_7743.N1	17-DEC-2004 15:25:45	Twilight	65.000	14	58Alp Ori	0.87000	3000.0	130	14637	No
246	GOM_NL__2PRFIN20041217_152746_00000532033_00054_14637_7744.N1	17-DEC-2004 15:27:46	Twilight	53.000	13	87Alp Tau	0.86700	3800.0	106	14637	No
247	GOM_NL__2PRFIN20041217_153002_00000402033_00054_14637_7745.N1	17-DEC-2004 15:30:02	Bright	40.000	146	25Eta Tau	2.8730	15200.	80	14637	No
248	GOM_NL__2PRFIN20041217_153210_00000392033_00054_14637_7746.N1	17-DEC-2004 15:32:10	Bright	38.500	150	44Zet Per	2.8900	28000.	77	14637	No
249	GOM_NL__2PRFIN20041217_153427_00000382033_00054_14637_7747.N1	17-DEC-2004 15:34:27	Bright	37.500	149	45Eps Per	2.8880	30000.	75	14637	No
250	GOM_NL__2PRFIN20041217_153639_00000372033_00054_14637_7748.N1	17-DEC-2004 15:36:39	Bright	36.500	175	39Del Per	3.0100	19400.	73	14637	No
251	GOM_NL__2PRFIN20041217_153829_00000382033_00054_14637_7749.N1	17-DEC-2004 15:38:29	Bright	37.500	160	23Gam Per	2.9300	4700.0	75	14637	No
252	GOM_NL__2PRFIN20041217_154146_00000392033_00054_14637_7750.N1	17-DEC-2004 15:41:46	Bright	38.500	110	37Del Cas	2.6780	8900.0	77	14637	No
253	GOM_NL__2PRFIN20041217_154819_00000422033_00054_14637_7751.N1	17-DEC-2004 15:48:19	Bright	41.500	49	1Alp UMi	1.9900	6300.0	83	14637	No
254	GOM_NL__2PRFIN20041217_155303_00000402033_00054_14637_7752.N1	17-DEC-2004 15:53:03	Bright	40.000	60	7Bet UMi	2.0810	3950.0	80	14637	No
255	GOM_NL__2PRFIN20041217_155438_00000522033_00054_14637_7753.N1	17-DEC-2004 15:54:38	Bright	52.000	82	48Bet UMa	2.3650	10600.	104	14637	No
256	GOM_NL__2PRFIN20041217_155710_00000502033_00054_14637_7754.N1	17-DEC-2004 15:57:10	Bright	50.000	87	64Gam UMa	2.4330	11000.	100	14637	No
257	GOM_NL__2PRFIN20041217_160014_00000412033_00054_14637_7755.N1	17-DEC-2004 16:00:14	Bright	40.500	39	85Eta UMa	1.8540	24000.	81	14637	No
258	GOM_NL__2PRFIN20041217_160339_00000402033_00054_14637_7756.N1	17-DEC-2004 16:03:39	Bright	39.500	180	27Gam Boo	3.0400	8000.0	79	14637	No
259	GOM_NL__2PRFIN20041217_160655_00000392033_00054_14637_7757.N1	17-DEC-2004 16:06:55	Bright	39.000	83		2.3780	11000.	78	14637	No
260	GOM_NL__2PRFIN20041217_161018_00000612033_00054_14637_7758.N1	17-DEC-2004 16:10:18	Bright	61.000	111	8Eta Boo	2.6800	6000.0	122	14637	No
261	GOM_NL__2PRFIN20041217_161159_00000382033_00054_14637_7759.N1	17-DEC-2004 16:11:59	Bright	38.000	102	24Alp Ser	2.6000	4250.0	76	14637	No
262	GOM_NL__2PRFIN20041217_161428_00000562033_00054_14637_7760.N1	17-DEC-2004 16:14:28	Bright	55.500	138	47Eps Vir	2.8280	4700.0	111	14637	No
263	GOM_NL__2PRFIN20041217_161901_00000372033_00054_14637_7761.N1	17-DEC-2004 16:19:01	Bright	37.000	122	9Alp2Lib	2.7470	9700.0	74	14637	No
264	GOM_NL__2PRFIN20041217_162026_00000582033_00054_14637_7762.N1	17-DEC-2004 16:20:26	Twilight	58.000	15	67Alp Vir	0.97600	28000.	116	14637	No
265	GOM_NL__2PRFIN20041217_162357_00000522033_00054_14637_7763.N1	17-DEC-2004 16:23:57	Dark	52.000	169	46Gam Hya	2.9910	4700.0	104	14637	No
266	GOM_NL__2PRFIN20041217_162527_00000462033_00054_14637_7764.N1	17-DEC-2004 16:25:27	Dark	46.000	54	5The Cen	2.0550	4500.0	92	14637	No
267	GOM_NL__2PRFIN20041217_162731_00000402033_00054_14637_7765.N1	17-DEC-2004 16:27:31	Dark	40.000	78	Alp Lup	2.3040	28000.	80	14637	No
268	GOM_NL__2PRFIN20041217_163104_00000442033_00054_14637_7766.N1	17-DEC-2004 16:31:04	Dark	44.000	4	Alp1Cen	-0.010000	5800.0	88	14637	No
269	GOM_NL__2PRFIN20041217_163254_00000432033_00055_14638_7730.N1	17-DEC-2004 16:32:54	Dark	43.000	99	Del Cen	2.5750	26000.	86	14638	No
270	GOM_NL__2PRFIN20041217_163456_00000392033_00055_14638_7731.N1	17-DEC-2004 16:34:56	Dark	39.000	112	Alp Mus	2.6880	26000.	78	14638	No
271	GOM_NL__2PRFIN20041217_163905_00000412033_00055_14638_7732.N1	17-DEC-2004 16:39:05	Dark	41.000	159	Ups Car	2.9200	7200.0	82	14638	No
272	GOM_NL__2PRFIN20041217_164029_00000432033_00055_14638_7733.N1	17-DEC-2004 16:40:29	Dark	43.000	71	lot Car	2.2460	7700.0	86	14638	No
273	GOM_NL__2PRFIN20041217_164221_00000442033_00055_14638_7734.N1	17-DEC-2004 16:42:21	Dark	44.000	41	Eps Car	1.8600	4100.0	88	14638	No
274	GOM_NL__2PRFIN20041217_164511_00000492033_00055_14638_7735.N1	17-DEC-2004 16:45:11	Dark	49.000	34	Gam2Vel	1.7930	23000.	98	14638	No
275	GOM_NL__2PRFIN20041217_164708_00000512033_00055_14638_7736.N1	17-DEC-2004 16:47:08	Dark	50.500	2	Alp Car	-0.73600	7000.0	101	14638	No
276	GOM_NL__2PRFIN20041217_164959_00000542033_00055_14638_7737.N1	17-DEC-2004 16:49:59	Dark	54.000	117	Pi Pup	2.7060	3800.0	108	14638	No
277	GOM_NL__2PRFIN20041217_165310_00000562033_00055_14638_7738.N1	17-DEC-2004 16:53:10	Straylight	55.500	23	21Eps CMa	1.5020	26000.	111	14638	No
278	GOM_NL__2PRFIN20041217_165456_00000552033_00055_14638_7739.N1	17-DEC-2004 16:54:56	Straylight	54.500	179	24Omi2CMa	3.0320	24000.	109	14638	No

279	GOM_NL__2PRFIN20041217_165751_000000642033_00055_14638_7740.N1	17-DEC-2004 16:57:51	Straylight	63.500	1	9Alp CMa	-1.4400	11000.	127	14638	No
280	GOM_NL__2PRFIN20041217_170106_000000522033_00055_14638_7741.N1	17-DEC-2004 17:01:06	Straylight	52.000	7	19Bet Ori	0.10000	14000.	104	14638	No
281	GOM_NL__2PRFIN20041217_170317_000000522033_00055_14638_7742.N1	17-DEC-2004 17:03:17	Straylight	52.000	30	46Eps Ori	1.6940	30000.	104	14638	No
282	GOM_NL__2PRFIN20041217_170621_000000652033_00055_14638_7743.N1	17-DEC-2004 17:06:21	Tw_i_and_stray	65.000	14	58Alp Ori	0.87000	3000.0	130	14638	No
283	GOM_NL__2PRFIN20041217_170823_000000532033_00055_14638_7744.N1	17-DEC-2004 17:08:23	Tw_i_and_stray	53.000	13	87Alp Tau	0.86700	3800.0	106	14638	No
284	GOM_NL__2PRFIN20041217_171039_000000392033_00055_14638_7745.N1	17-DEC-2004 17:10:39	Bright	39.000	146	25Eta Tau	2.8730	15200.	78	14638	No
285	GOM_NL__2PRFIN20041217_171245_000000402033_00055_14638_7746.N1	17-DEC-2004 17:12:45	Bright	40.000	150	44Zet Per	2.8900	28000.	80	14638	No
286	GOM_NL__2PRFIN20041217_171503_000000372033_00055_14638_7747.N1	17-DEC-2004 17:15:03	Bright	37.000	149	45Eps Per	2.8880	30000.	74	14638	No
287	GOM_NL__2PRFIN20041217_171716_000000352033_00055_14638_7748.N1	17-DEC-2004 17:17:16	Bright	35.000	175	39Del Per	3.0100	19400.	70	14638	No
288	GOM_NL__2PRFIN20041217_171905_000000372033_00055_14638_7749.N1	17-DEC-2004 17:19:05	Bright	37.000	160	23Gam Per	2.9300	4700.0	74	14638	No
289	GOM_NL__2PRFIN20041217_172222_000000392033_00055_14638_7750.N1	17-DEC-2004 17:22:22	Bright	38.500	110	37Del Cas	2.6780	8900.0	77	14638	No
290	GOM_NL__2PRFIN20041217_172856_000000392033_00055_14638_7751.N1	17-DEC-2004 17:28:56	Bright	38.500	49	1Alp UMi	1.9900	6300.0	77	14638	No
291	GOM_NL__2PRFIN20041217_173339_000000392033_00055_14638_7752.N1	17-DEC-2004 17:33:39	Bright	38.500	60	7Bet UMi	2.0810	3950.0	77	14638	No
292	GOM_NL__2PRFIN20041217_173513_000000532033_00055_14638_7753.N1	17-DEC-2004 17:35:13	Bright	53.000	82	48Bet UMa	2.3650	10600.	106	14638	No
293	GOM_NL__2PRFIN20041217_173745_000000512033_00055_14638_7754.N1	17-DEC-2004 17:37:45	Bright	51.000	87	64Gam UMa	2.4330	11000.	102	14638	No
294	GOM_NL__2PRFIN20041217_174050_000000432033_00055_14638_7755.N1	17-DEC-2004 17:40:50	Bright	42.500	39	85Eta UMa	1.8540	24000.	85	14638	No
295	GOM_NL__2PRFIN20041217_174415_000000382033_00055_14638_7756.N1	17-DEC-2004 17:44:15	Bright	38.000	180	27Gam Boo	3.0400	8000.0	76	14638	No
296	GOM_NL__2PRFIN20041217_174730_000000382033_00055_14638_7757.N1	17-DEC-2004 17:47:30	Bright	38.000	83		2.3780	11000.	76	14638	No
297	GOM_NL__2PRFIN20041217_175053_000000462033_00055_14638_7758.N1	17-DEC-2004 17:50:53	Bright	45.500	111	8Eta Boo	2.6800	6000.0	91	14638	No
298	GOM_NL__2PRFIN20041217_175237_000000362033_00055_14638_7759.N1	17-DEC-2004 17:52:37	Bright	36.000	102	24Alp Ser	2.6000	4250.0	72	14638	No
299	GOM_NL__2PRFIN20041217_175505_000000772033_00055_14638_7760.N1	17-DEC-2004 17:55:05	Bright	77.000	138	47Eps Vir	2.8280	4700.0	154	14638	No
300	GOM_NL__2PRFIN20041217_175937_000000512033_00055_14638_7761.N1	17-DEC-2004 17:59:37	Bright	50.500	122	9Alp2Lib	2.7470	9700.0	101	14638	No
301	GOM_NL__2PRFIN20041217_180103_000000542033_00055_14638_7762.N1	17-DEC-2004 18:01:03	Tw_i_and_stray	54.000	15	67Alp Vir	0.97600	28000.	108	14638	No
302	GOM_NL__2PRFIN20041217_180434_000000512033_00055_14638_7763.N1	17-DEC-2004 18:04:34	Dark	51.000	169	46Gam Hya	2.9910	4700.0	102	14638	No
303	GOM_NL__2PRFIN20041217_180604_000000462033_00055_14638_7764.N1	17-DEC-2004 18:06:04	Dark	45.500	54	5The Cen	2.0550	4500.0	91	14638	No
304	GOM_NL__2PRFIN20041217_180807_000000432033_00055_14638_7765.N1	17-DEC-2004 18:08:07	Dark	43.000	78	Alp Lup	2.3040	28000.	86	14638	No
305	GOM_NL__2PRFIN20041217_181141_000000432033_00055_14638_7766.N1	17-DEC-2004 18:11:41	Dark	43.000	4	Alp1Cen	-0.010000	5800.0	86	14638	No
306	GOM_NL__2PRFIN20041217_181331_000000432033_00056_14639_7730.N1	17-DEC-2004 18:13:31	Dark	42.500	99	Del Cen	2.5750	26000.	85	14639	No
307	GOM_NL__2PRFIN20041217_181533_000000392033_00056_14639_7731.N1	17-DEC-2004 18:15:33	Dark	38.500	112	Alp Mus	2.6880	26000.	77	14639	No
308	GOM_NL__2PRFIN20041217_181942_000000402033_00056_14639_7732.N1	17-DEC-2004 18:19:42	Dark	40.000	159	Ups Car	2.9200	7200.0	80	14639	No
309	GOM_NL__2PRFIN20041217_182106_000000432033_00056_14639_7733.N1	17-DEC-2004 18:21:06	Dark	42.500	71	lot Car	2.2460	7700.0	85	14639	No
310	GOM_NL__2PRFIN20041217_182258_000000462033_00056_14639_7734.N1	17-DEC-2004 18:22:58	Dark	46.000	41	Eps Car	1.8600	4100.0	92	14639	No
311	GOM_NL__2PRFIN20041217_182548_000000182033_00056_14639_7735.N1	17-DEC-2004 18:25:48	Dark	18.000	34	Gam2Vel	1.7930	23000.	36	14639	No
312	GOM_NL__2PRFIN20041217_183035_000000542033_00056_14639_7736.N1	17-DEC-2004 18:30:35	Dark	53.500	117	Pi Pup	2.7060	3800.0	107	14639	No
313	GOM_NL__2PRFIN20041217_183346_000000582033_00056_14639_7737.N1	17-DEC-2004 18:33:46	Straylight	57.500	23	21Eps CMa	1.5020	26000.	115	14639	No
314	GOM_NL__2PRFIN20041217_183532_000000582033_00056_14639_7738.N1	17-DEC-2004 18:35:32	Straylight	57.500	179	24Omi2CMa	3.0320	24000.	115	14639	No
315	GOM_NL__2PRFIN20041217_183827_000000682033_00056_14639_7739.N1	17-DEC-2004 18:38:27	Straylight	68.000	1	9Alp CMa	-1.4400	11000.	136	14639	No
316	GOM_NL__2PRFIN20041217_184142_000000502033_00056_14639_7740.N1	17-DEC-2004 18:41:42	Straylight	50.000	7	19Bet Ori	0.10000	14000.	100	14639	No
317	GOM_NL__2PRFIN20041217_184354_000000512033_00056_14639_7741.N1	17-DEC-2004 18:43:54	Straylight	50.500	30	46Eps Ori	1.6940	30000.	101	14639	No
318	GOM_NL__2PRFIN20041217_184657_000000582033_00056_14639_7742.N1	17-DEC-2004 18:46:57	Tw_i_and_stray	57.500	14	58Alp Ori	0.87000	3000.0	115	14639	No
319	GOM_NL__2PRFIN20041217_184900_000000532033_00056_14639_7743.N1	17-DEC-2004 18:49:00	Tw_i_and_stray	53.000	13	87Alp Tau	0.86700	3800.0	106	14639	No
320	GOM_NL__2PRFIN20041217_185115_000000382033_00056_14639_7744.N1	17-DEC-2004 18:51:15	Bright	38.000	146	25Eta Tau	2.8730	15200.	76	14639	No
321	GOM_NL__2PRFIN20041217_185322_000000392033_00056_14639_7745.N1	17-DEC-2004 18:53:22	Bright	38.500	150	44Zet Per	2.8900	28000.	77	14639	No
322	GOM_NL__2PRFIN20041217_185539_000000372033_00056_14639_7746.N1	17-DEC-2004 18:55:39	Bright	37.000	149	45Eps Per	2.8880	30000.	74	14639	No
323	GOM_NL__2PRFIN20041217_185752_000000362033_00056_14639_7747.N1	17-DEC-2004 18:57:52	Bright	35.500	175	39Del Per	3.0100	19400.	71	14639	No
324	GOM_NL__2PRFIN20041217_185941_000000392033_00056_14639_7748.N1	17-DEC-2004 18:59:41	Bright	38.500	160	23Gam Per	2.9300	4700.0	77	14639	No
325	GOM_NL__2PRFIN20041217_190256_000000392033_00056_14639_7749.N1	17-DEC-2004 19:02:56	Bright	38.500	110	37Del Cas	2.6780	8900.0	77	14639	No
326	GOM_NL__2PRFIN20041217_190933_000000382033_00056_14639_7750.N1	17-DEC-2004 19:09:33	Bright	38.000	49	1Alp UMi	1.9900	6300.0	76	14639	No
327	GOM_NL__2PRFIN20041217_191415_000000402033_00056_14639_7751.N1	17-DEC-2004 19:14:15	Bright	39.500	60	7Bet UMi	2.0810	3950.0	79	14639	No
328	GOM_NL__2PRFIN20041217_191549_000000522033_00056_14639_7752.N1	17-DEC-2004 19:15:49	Bright	52.000	82	48Bet UMa	2.3650	10600.	104	14639	No
329	GOM_NL__2PRFIN20041217_191821_000000502033_00056_14639_7753.N1	17-DEC-2004 19:18:21	Bright	50.000	87	64Gam UMa	2.4330	11000.	100	14639	No
330	GOM_NL__2PRFIN20041217_192127_000000432033_00056_14639_7754.N1	17-DEC-2004 19:21:27	Bright	42.500	39	85Eta UMa	1.8540	24000.	85	14639	No
331	GOM_NL__2PRFIN20041217_192451_000000392033_00056_14639_7755.N1	17-DEC-2004 19:24:51	Bright	39.000	180	27Gam Boo	3.0400	8000.0	78	14639	No
332	GOM_NL__2PRFIN20041217_192807_000000382033_00056_14639_7756.N1	17-DEC-2004 19:28:07	Bright	37.500	83		2.3780	11000.	75	14639	No
333	GOM_NL__2PRFIN20041217_193130_000000432033_00056_14639_7757.N1	17-DEC-2004 19:31:30	Bright	43.000	111	8Eta Boo	2.6800	6000.0	86	14639	No
334	GOM_NL__2PRFIN20041217_193313_000000362033_00056_14639_7758.N1	17-DEC-2004 19:33:13	Bright	36.000	102	24Alp Ser	2.6000	4250.0	72	14639	No
335	GOM_NL__2PRFIN20041217_193541_000000772033_00056_14639_7759.N1	17-DEC-2004 19:35:41	Bright	77.000	138	47Eps Vir	2.8280	4700.0	154	14639	No
336	GOM_NL__2PRFIN20041217_194013_000000372033_00056_14639_7760.N1	17-DEC-2004 19:40:13	Bright	36.500	122	9Alp2Lib	2.7470	9700.0	73	14639	No
337	GOM_NL__2PRFIN20041217_194140_000000582033_00056_14639_7761.N1	17-DEC-2004 19:41:40	Tw_i_and_stray	58.000	15	67Alp Vir	0.97600	28000.	116	14639	No

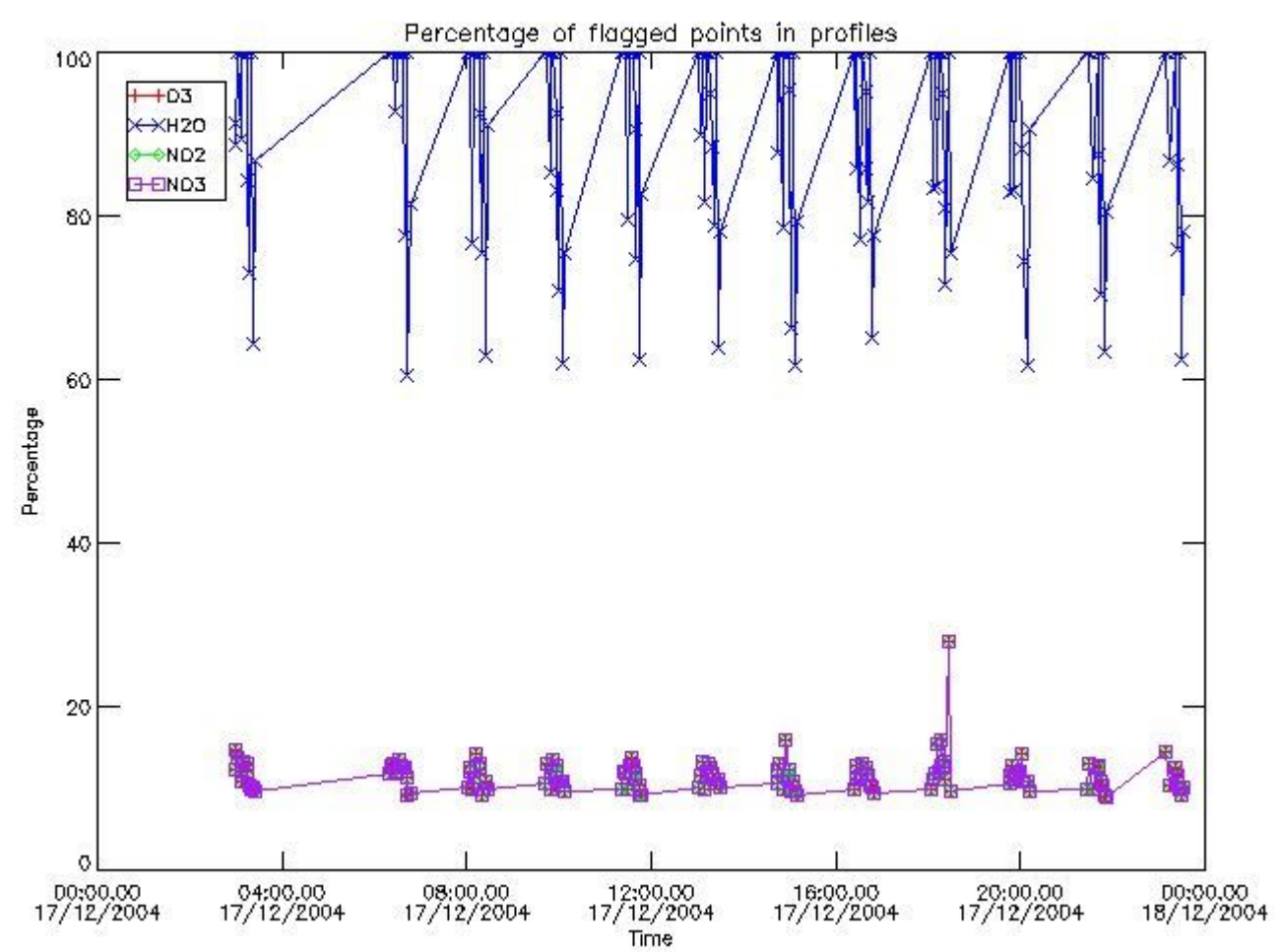
338	GOM_NL__2PRFIN20041217_194511_000000482033_00056_14639_7762.N1	17-DEC-2004 19:45:11	Dark	48.000	169	46Gam Hya	2.9910	4700.0	96	14639	No
339	GOM_NL__2PRFIN20041217_194641_000000452033_00056_14639_7763.N1	17-DEC-2004 19:46:41	Dark	44.500	54	5The Cen	2.0550	4500.0	89	14639	No
340	GOM_NL__2PRFIN20041217_194843_000000402033_00056_14639_7764.N1	17-DEC-2004 19:48:43	Dark	40.000	78	Alp Lup	2.3040	28000.	80	14639	No
341	GOM_NL__2PRFIN20041217_195217_000000512033_00056_14639_7765.N1	17-DEC-2004 19:52:17	Dark	51.000	4	Alp1Cen	-0.010000	5800.0	102	14639	No
342	GOM_NL__2PRFIN20041217_195407_000000442033_00057_14640_8227.N1	17-DEC-2004 19:54:07	Dark	43.500	99	Del Cen	2.5750	26000.	87	14640	No
343	GOM_NL__2PRFIN20041217_200018_000000422033_00057_14640_8228.N1	17-DEC-2004 20:00:18	Dark	42.000	159	Ups Car	2.9200	7200.0	84	14640	No
344	GOM_NL__2PRFIN20041217_200142_000000432033_00057_14640_8229.N1	17-DEC-2004 20:01:42	Dark	43.000	71	Iot Car	2.2460	7700.0	86	14640	No
345	GOM_NL__2PRFIN20041217_200334_000000472033_00057_14640_8230.N1	17-DEC-2004 20:03:34	Dark	47.000	41	Eps Car	1.8600	4100.0	94	14640	No
346	GOM_NL__2PRFIN20041217_200823_000000482033_00057_14640_8231.N1	17-DEC-2004 20:08:23	Dark	47.500	2	Alp Car	-0.73600	7000.0	95	14640	No
347	GOM_NL__2PRFIN20041217_201112_000000532033_00057_14640_8232.N1	17-DEC-2004 20:11:12	Dark	53.000	117	Pi Pup	2.7060	3800.0	106	14640	No
348	GOM_NL__2PRFIN20041217_201423_000000532033_00057_14640_8233.N1	17-DEC-2004 20:14:23	Straylight	53.000	23	21Eps CMa	1.5020	26000.	106	14640	No
349	GOM_NL__2PRFIN20041217_201606_000000562033_00057_14640_8234.N1	17-DEC-2004 20:16:06	Straylight	55.500	179	24Omi2CMa	3.0320	24000.	111	14640	No
350	GOM_NL__2PRFIN20041217_201905_000000672033_00057_14640_8235.N1	17-DEC-2004 20:19:05	Straylight	66.500	1	9Alp CMa	-1.4400	11000.	133	14640	No
351	GOM_NL__2PRFIN20041217_202218_000000522033_00057_14640_8236.N1	17-DEC-2004 20:22:18	Straylight	52.000	7	19Bet Ori	0.10000	14000.	104	14640	No
352	GOM_NL__2PRFIN20041217_202430_000000512033_00057_14640_8237.N1	17-DEC-2004 20:24:30	Straylight	50.500	30	46Eps Ori	1.6940	30000.	101	14640	No
353	GOM_NL__2PRFIN20041217_202732_000000582033_00057_14640_8238.N1	17-DEC-2004 20:27:32	Twi_and_stray	58.000	14	58Alp Ori	0.87000	3000.0	116	14640	No
354	GOM_NL__2PRFIN20041217_202936_000000492033_00057_14640_8239.N1	17-DEC-2004 20:29:36	Twi_and_stray	48.500	13	87Alp Tau	0.86700	3800.0	97	14640	No
355	GOM_NL__2PRFIN20041217_203151_000000372033_00057_14640_8240.N1	17-DEC-2004 20:31:51	Bright	37.000	146	25Eta Tau	2.8730	15200.	74	14640	No
356	GOM_NL__2PRFIN20041217_203359_000000372033_00057_14640_8241.N1	17-DEC-2004 20:33:59	Bright	37.000	150	44Zet Per	2.8900	28000.	74	14640	No
357	GOM_NL__2PRFIN20041217_203616_000000372033_00057_14640_8242.N1	17-DEC-2004 20:36:16	Bright	36.500	149	45Eps Per	2.8880	30000.	73	14640	No
358	GOM_NL__2PRFIN20041217_203828_000000372033_00057_14640_8243.N1	17-DEC-2004 20:38:28	Bright	36.500	175	39Del Per	3.0100	19400.	73	14640	No
359	GOM_NL__2PRFIN20041217_204017_000000372033_00057_14640_8244.N1	17-DEC-2004 20:40:17	Bright	36.500	160	23Gam Per	2.9300	4700.0	73	14640	No
360	GOM_NL__2PRFIN20041217_204335_000000392033_00057_14640_8245.N1	17-DEC-2004 20:43:35	Bright	38.500	110	37Del Cas	2.6780	8900.0	77	14640	No
361	GOM_NL__2PRFIN20041217_205008_000000392033_00057_14640_8246.N1	17-DEC-2004 20:50:08	Bright	39.000	49	1Alp UMi	1.9900	6300.0	78	14640	No
362	GOM_NL__2PRFIN20041217_205451_000000402033_00057_14640_8247.N1	17-DEC-2004 20:54:51	Bright	39.500	60	7Bet UMi	2.0810	3950.0	79	14640	No
363	GOM_NL__2PRFIN20041217_205623_000000542033_00057_14640_8248.N1	17-DEC-2004 20:56:23	Bright	53.500	82	48Bet UMa	2.3650	10600.	107	14640	No
364	GOM_NL__2PRFIN20041217_205856_000000512033_00057_14640_8249.N1	17-DEC-2004 20:58:56	Bright	50.500	87	64Gam UMa	2.4330	11000.	101	14640	No
365	GOM_NL__2PRFIN20041217_210202_000000592033_00057_14640_8250.N1	17-DEC-2004 21:02:02	Bright	59.000	39	85Eta UMa	1.8540	24000.	118	14640	No
366	GOM_NL__2PRFIN20041217_210527_000000402033_00057_14640_8251.N1	17-DEC-2004 21:05:27	Bright	39.500	180	27Gam Boo	3.0400	8000.0	79	14640	No
367	GOM_NL__2PRFIN20041217_210843_000000382033_00057_14640_8252.N1	17-DEC-2004 21:08:43	Bright	38.000	83		2.3780	11000.	76	14640	No
368	GOM_NL__2PRFIN20041217_211207_000000442033_00057_14640_8253.N1	17-DEC-2004 21:12:07	Bright	44.000	111	8Eta Boo	2.6800	6000.0	88	14640	No
369	GOM_NL__2PRFIN20041217_211350_000000362033_00057_14640_8254.N1	17-DEC-2004 21:13:50	Bright	35.500	102	24Alp Ser	2.6000	4250.0	71	14640	No
370	GOM_NL__2PRFIN20041217_212050_000000372033_00057_14640_8255.N1	17-DEC-2004 21:20:50	Bright	36.500	122	9Alp2Lib	2.7470	9700.0	73	14640	No
371	GOM_NL__2PRFIN20041217_212217_000000532033_00057_14640_8256.N1	17-DEC-2004 21:22:17	Twi_and_stray	53.000	15	67Alp Vir	0.97600	28000.	106	14640	No
372	GOM_NL__2PRFIN20041217_212547_000000512033_00057_14640_8257.N1	17-DEC-2004 21:25:47	Dark	51.000	169	46Gam Hya	2.9910	4700.0	102	14640	No
373	GOM_NL__2PRFIN20041217_212804_000000402033_00057_14640_8258.N1	17-DEC-2004 21:28:04	Dark	39.500	81	Eta Cen	2.3560	28000.	79	14640	No
374	GOM_NL__2PRFIN20041217_212919_000000392033_00057_14640_8259.N1	17-DEC-2004 21:29:19	Dark	39.000	78	Alp Lup	2.3040	28000.	78	14640	No
375	GOM_NL__2PRFIN20041217_213253_000000522033_00057_14640_8260.N1	17-DEC-2004 21:32:53	Dark	52.000	4	Alp1Cen	-0.010000	5800.0	104	14640	No
376	GOM_NL__2PRFIN20041217_214054_000000402033_00058_14641_8231.N1	17-DEC-2004 21:40:54	Dark	40.000	159	Ups Car	2.9200	7200.0	80	14641	No
377	GOM_NL__2PRFIN20041217_214219_000000452033_00058_14641_8232.N1	17-DEC-2004 21:42:19	Dark	44.500	71	Iot Car	2.2460	7700.0	89	14641	No
378	GOM_NL__2PRFIN20041217_214410_000000482033_00058_14641_8233.N1	17-DEC-2004 21:44:10	Dark	47.500	41	Eps Car	1.8600	4100.0	95	14641	No
379	GOM_NL__2PRFIN20041217_214701_000000502033_00058_14641_8234.N1	17-DEC-2004 21:47:01	Dark	49.500	34	Gam2Vel	1.7930	23000.	99	14641	No
380	GOM_NL__2PRFIN20041217_214859_000000552033_00058_14641_8235.N1	17-DEC-2004 21:48:59	Dark	55.000	2	Alp Car	-0.73600	7000.0	110	14641	No
381	GOM_NL__2PRFIN20041217_215147_000000572033_00058_14641_8236.N1	17-DEC-2004 21:51:47	Dark	57.000	117	Pi Pup	2.7060	3800.0	114	14641	No
382	GOM_NL__2PRFIN20041217_215458_000000552033_00058_14641_8237.N1	17-DEC-2004 21:54:58	Straylight	55.000	23	21Eps CMa	1.5020	26000.	110	14641	No
383	GOM_NL__2PRFIN20041217_215642_000000562033_00058_14641_8238.N1	17-DEC-2004 21:56:42	Straylight	56.000	179	24Omi2CMa	3.0320	24000.	112	14641	No
384	GOM_NL__2PRFIN20041217_215941_000000572033_00058_14641_8239.N1	17-DEC-2004 21:59:41	Straylight	57.000	1	9Alp CMa	-1.4400	11000.	114	14641	No
385	GOM_NL__2PRFIN20041217_220253_000000532033_00058_14641_8240.N1	17-DEC-2004 22:02:53	Straylight	52.500	7	19Bet Ori	0.10000	14000.	105	14641	No
386	GOM_NL__2PRFIN20041217_220505_000000512033_00058_14641_8241.N1	17-DEC-2004 22:05:05	Straylight	50.500	30	46Eps Ori	1.6940	30000.	101	14641	No
387	GOM_NL__2PRFIN20041217_220808_000000652033_00058_14641_8242.N1	17-DEC-2004 22:08:08	Twi_and_stray	65.000	14	58Alp Ori	0.87000	3000.0	130	14641	No
388	GOM_NL__2PRFIN20041217_221012_000000472033_00058_14641_8243.N1	17-DEC-2004 22:10:12	Twi_and_stray	46.500	13	87Alp Tau	0.86700	3800.0	93	14641	No
389	GOM_NL__2PRFIN20041217_221227_000000372033_00058_14641_8244.N1	17-DEC-2004 22:12:27	Bright	37.000	146	25Eta Tau	2.8730	15200.	74	14641	No
390	GOM_NL__2PRFIN20041217_221434_000000402033_00058_14641_8245.N1	17-DEC-2004 22:14:34	Bright	39.500	150	44Zet Per	2.8900	28000.	79	14641	No
391	GOM_NL__2PRFIN20041217_221651_000000372033_00058_14641_8246.N1	17-DEC-2004 22:16:51	Bright	36.500	149	45Eps Per	2.8880	30000.	73	14641	No
392	GOM_NL__2PRFIN20041217_221904_000000362033_00058_14641_8247.N1	17-DEC-2004 22:19:04	Bright	35.500	175	39Del Per	3.0100	19400.	71	14641	No
393	GOM_NL__2PRFIN20041217_222053_000000362033_00058_14641_8248.N1	17-DEC-2004 22:20:53	Bright	35.500	160	23Gam Per	2.9300	4700.0	71	14641	No
394	GOM_NL__2PRFIN20041217_222411_000000392033_00058_14641_8249.N1	17-DEC-2004 22:24:11	Bright	38.500	110	37Del Cas	2.6780	8900.0	77	14641	No
395	GOM_NL__2PRFIN20041217_223044_000000402033_00058_14641_8250.N1	17-DEC-2004 22:30:44	Bright	39.500	49	1Alp UMi	1.9900	6300.0	79	14641	No
396	GOM_NL__2PRFIN20041217_223527_000000362033_00058_14641_8251.N1	17-DEC-2004 22:35:27	Bright	35.500	60	7Bet UMi	2.0810	3950.0	71	14641	No

397	GOM_NL__2PRFIN20041217_223659_000000532033_00058_14641_8252.N1	17-DEC-2004 22:36:59	Bright	53.000	82	48Bet UMa	2.3650	10600.	106	14641	No
398	GOM_NL__2PRFIN20041217_223932_000000492033_00058_14641_8253.N1	17-DEC-2004 22:39:32	Bright	49.000	87	64Gam UMa	2.4330	11000.	98	14641	No
399	GOM_NL__2PRFIN20041217_224238_000000412033_00058_14641_8254.N1	17-DEC-2004 22:42:38	Bright	40.500	39	85Eta UMa	1.8540	24000.	81	14641	No
400	GOM_NL__2PRFIN20041217_224603_000000392033_00058_14641_8255.N1	17-DEC-2004 22:46:03	Bright	38.500	180	27Gam Boo	3.0400	8000.0	77	14641	No
401	GOM_NL__2PRFIN20041217_224920_000000392033_00058_14641_8256.N1	17-DEC-2004 22:49:20	Bright	38.500	83		2.3780	11000.	77	14641	No
402	GOM_NL__2PRFIN20041217_225242_000000382033_00058_14641_8257.N1	17-DEC-2004 22:52:42	Bright	37.500	111	8Eta Boo	2.6800	6000.0	75	14641	No
403	GOM_NL__2PRFIN20041217_230253_000000632033_00058_14641_8258.N1	17-DEC-2004 23:02:53	Dark	62.500	15	67Alp Vir	0.97600	28000.	125	14641	Yes
404	GOM_NL__2PRFIN20041217_230841_000000392033_00058_14641_8259.N1	17-DEC-2004 23:08:41	Dark	39.000	81	Eta Cen	2.3560	28000.	78	14641	No
405	GOM_NL__2PRFIN20041217_231329_000000502033_00058_14641_8260.N1	17-DEC-2004 23:13:29	Dark	49.500	4	Alp1Cen	-0.010000	5800.0	99	14641	No
406	GOM_NL__2PRFIN20041217_232131_000000412033_00059_14642_8233.N1	17-DEC-2004 23:21:31	Dark	41.000	159	Ups Car	2.9200	7200.0	82	14642	No
407	GOM_NL__2PRFIN20041217_232255_000000442033_00059_14642_8234.N1	17-DEC-2004 23:22:55	Dark	44.000	71	Iot Car	2.2460	7700.0	88	14642	No
408	GOM_NL__2PRFIN20041217_232447_000000482033_00059_14642_8235.N1	17-DEC-2004 23:24:47	Dark	48.000	41	Eps Car	1.8600	4100.0	96	14642	No
409	GOM_NL__2PRFIN20041217_232735_000000522033_00059_14642_8236.N1	17-DEC-2004 23:27:35	Dark	51.500	34	Gam2Vel	1.7930	23000.	103	14642	No
410	GOM_NL__2PRFIN20041217_232935_000000552033_00059_14642_8237.N1	17-DEC-2004 23:29:35	Dark	55.000	2	Alp Car	-0.73600	7000.0	110	14642	No
411	GOM_NL__2PRFIN20041217_233224_000000512033_00059_14642_8238.N1	17-DEC-2004 23:32:24	Dark	50.500	117	Pi Pup	2.7060	3800.0	101	14642	No
412	GOM_NL__2PRFIN20041217_233535_000000542033_00059_14642_8239.N1	17-DEC-2004 23:35:35	Straylight	53.500	23	21Eps CMa	1.5020	26000.	107	14642	No
413	GOM_NL__2PRFIN20041217_233720_000000562033_00059_14642_8240.N1	17-DEC-2004 23:37:20	Straylight	55.500	179	24Omi2CMa	3.0320	24000.	111	14642	No
414	GOM_NL__2PRFIN20041217_234015_000000672033_00059_14642_8241.N1	17-DEC-2004 23:40:15	Straylight	67.000	1	9Alp CMa	-1.4400	11000.	134	14642	No
415	GOM_NL__2PRFIN20041217_234328_000000552033_00059_14642_8242.N1	17-DEC-2004 23:43:28	Straylight	55.000	7	19Bet Ori	0.10000	14000.	110	14642	No
416	GOM_NL__2PRFIN20041217_234540_000000512033_00059_14642_8243.N1	17-DEC-2004 23:45:40	Straylight	51.000	30	46Eps Ori	1.6940	30000.	102	14642	No
417	GOM_NL__2PRFIN20041217_234843_000000652033_00059_14642_8244.N1	17-DEC-2004 23:48:43	Tw_i_and_stray	65.000	14	58Alp Ori	0.87000	3000.0	130	14642	No
418	GOM_NL__2PRFIN20041217_235047_000000512033_00059_14642_8245.N1	17-DEC-2004 23:50:47	Tw_i_and_stray	51.000	13	87Alp Tau	0.86700	3800.0	102	14642	No
419	GOM_NL__2PRFIN20041217_235302_000000392033_00059_14642_8246.N1	17-DEC-2004 23:53:02	Bright	39.000	146	25Eta Tau	2.8730	15200.	78	14642	No
420	GOM_NL__2PRFIN20041217_235508_000000392033_00059_14642_8247.N1	17-DEC-2004 23:55:08	Bright	39.000	150	44Zet Per	2.8900	28000.	78	14642	No
421	GOM_NL__2PRFIN20041217_235727_000000362033_00059_14642_8248.N1	17-DEC-2004 23:57:27	Bright	35.500	149	45Eps Per	2.8880	30000.	71	14642	No
422	GOM_NL__2PRFIN20041217_235939_000000372033_00059_14642_8249.N1	17-DEC-2004 23:59:39	Bright	37.000	175	39Del Per	3.0100	19400.	74	14642	No

3. Quality information per product

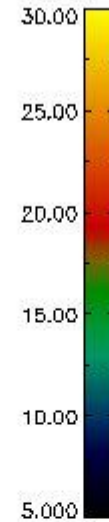
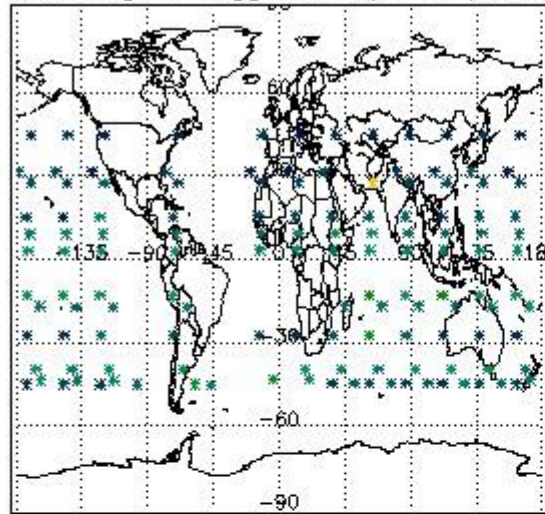
In this section it is plotted some information contained in the Quality Summary data set of the level 2 products. Only products in dark limb conditions and without errors (error flag in the MPH set to "0") are used.

3.1 Plot quality information per product (time dependant)

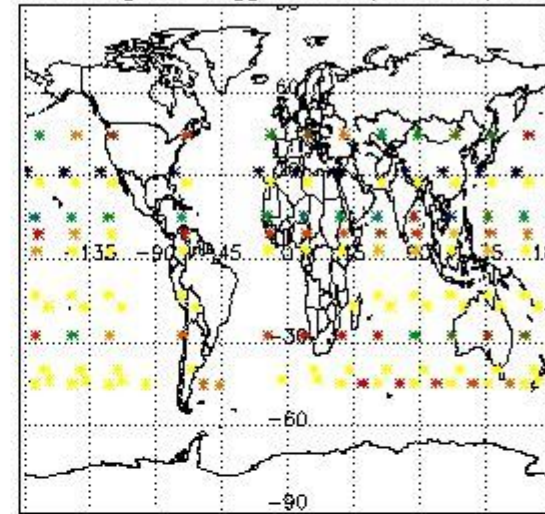


3.2 Plot quality information per product (world map)


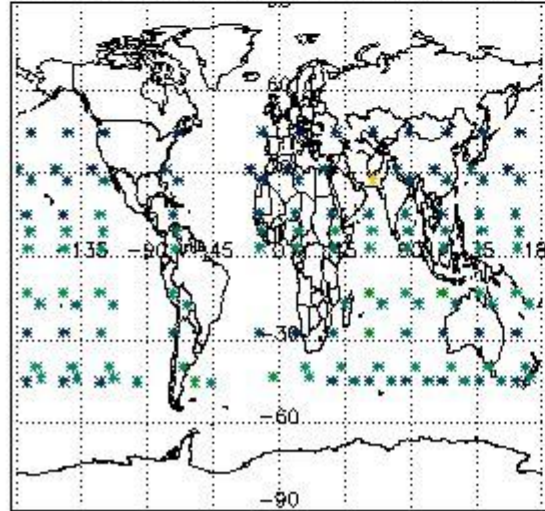
Percentage of flagged data per O3 profile



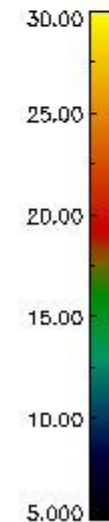
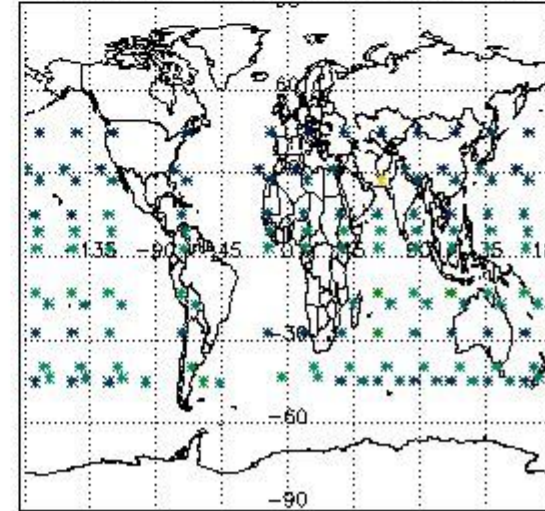
Percentage of flagged data per H2O profile



Percentage of flagged data per NO2 profile



Percentage of flagged data per NO3 profile

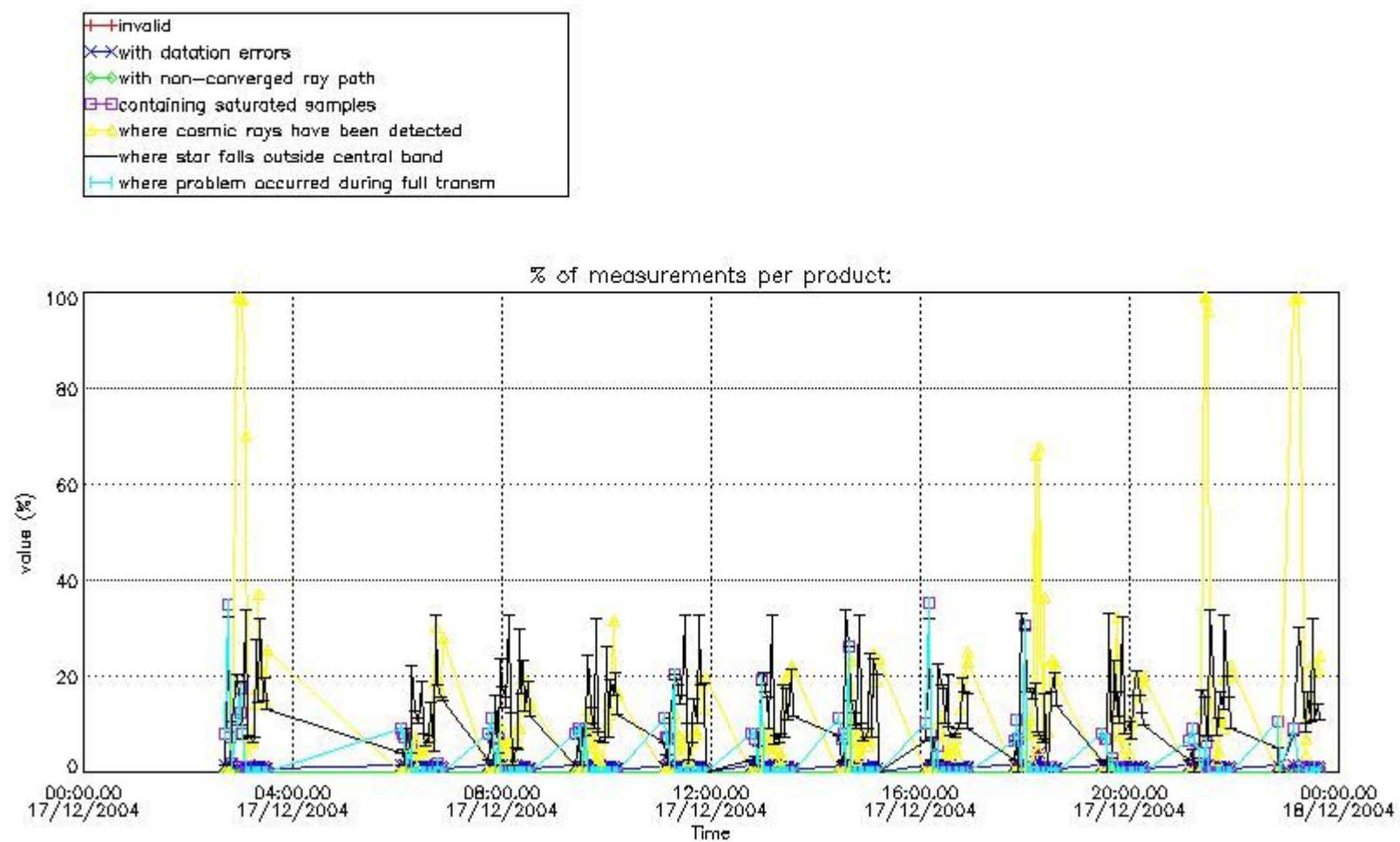


4. Level 1 quality information per product

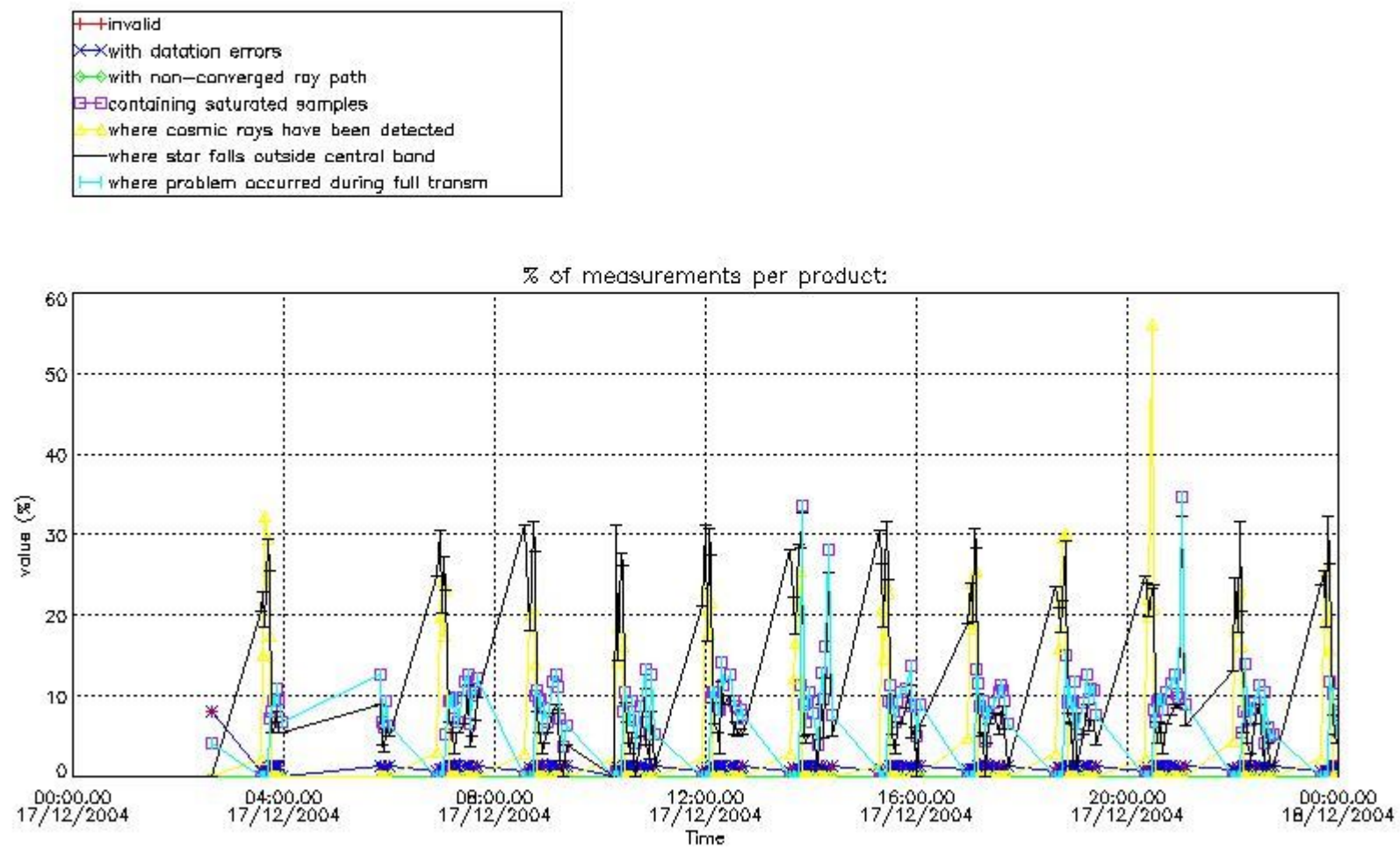
In this section it is plotted some information contained in the Quality Summary data set of the level 2 products that comes from the level 1b processing. Products without errors (error flag in the MPH set to "0") are used.

4.1 Plot quality information per product (time dependant) coming from level 1b processing

4.1.1 Plot level 1 quality information per product (time dependant): ENVISAT ASCENDING passes



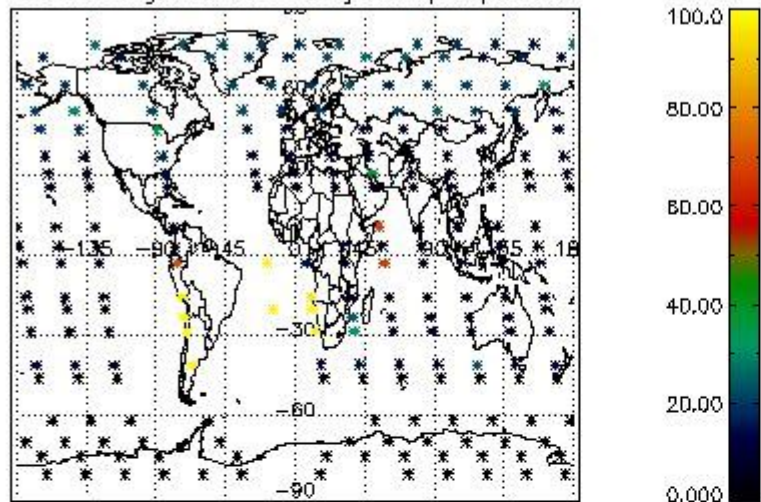
4.1.2 Plot level 1 quality information per product (time dependant): ENVI SAT DESCENDING passes



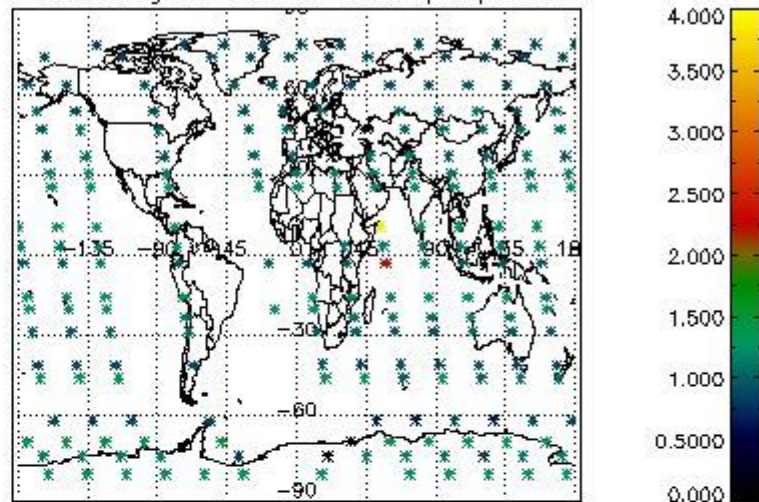
4.2 Plot quality information per product coming from level 1b processing (world map)

4.2.1 Plot level 1 quality information per product (world map): ENVISAT ASCENDING passes

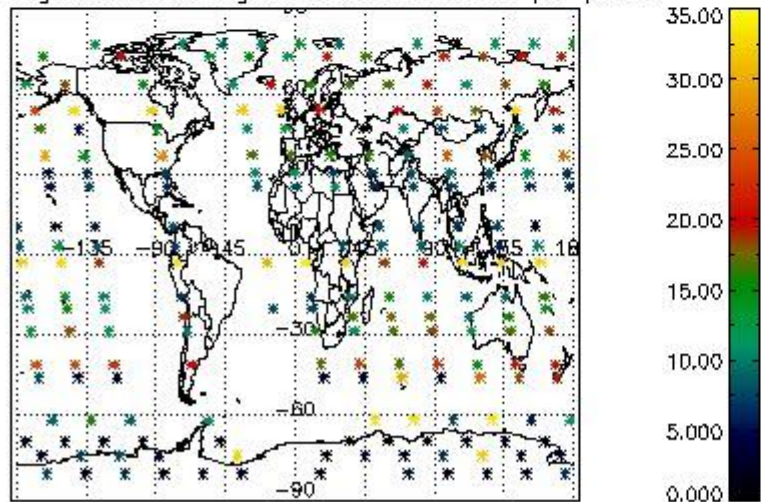
Percentage of cosmic ray hits per profile



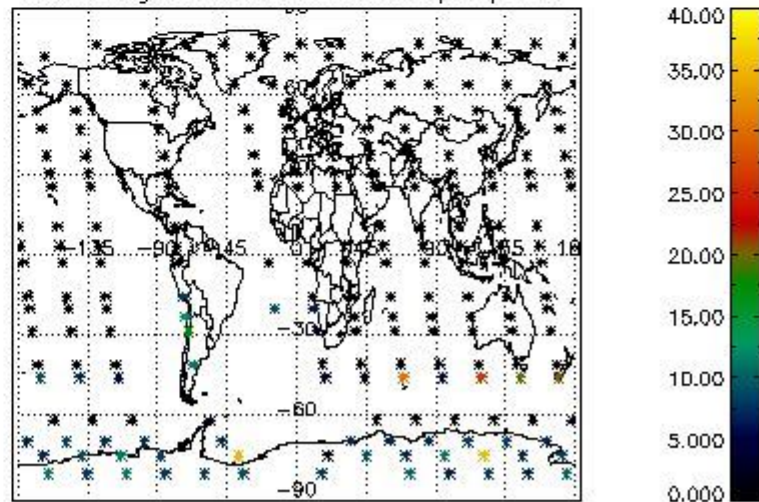
Percentage of datation errors per profile



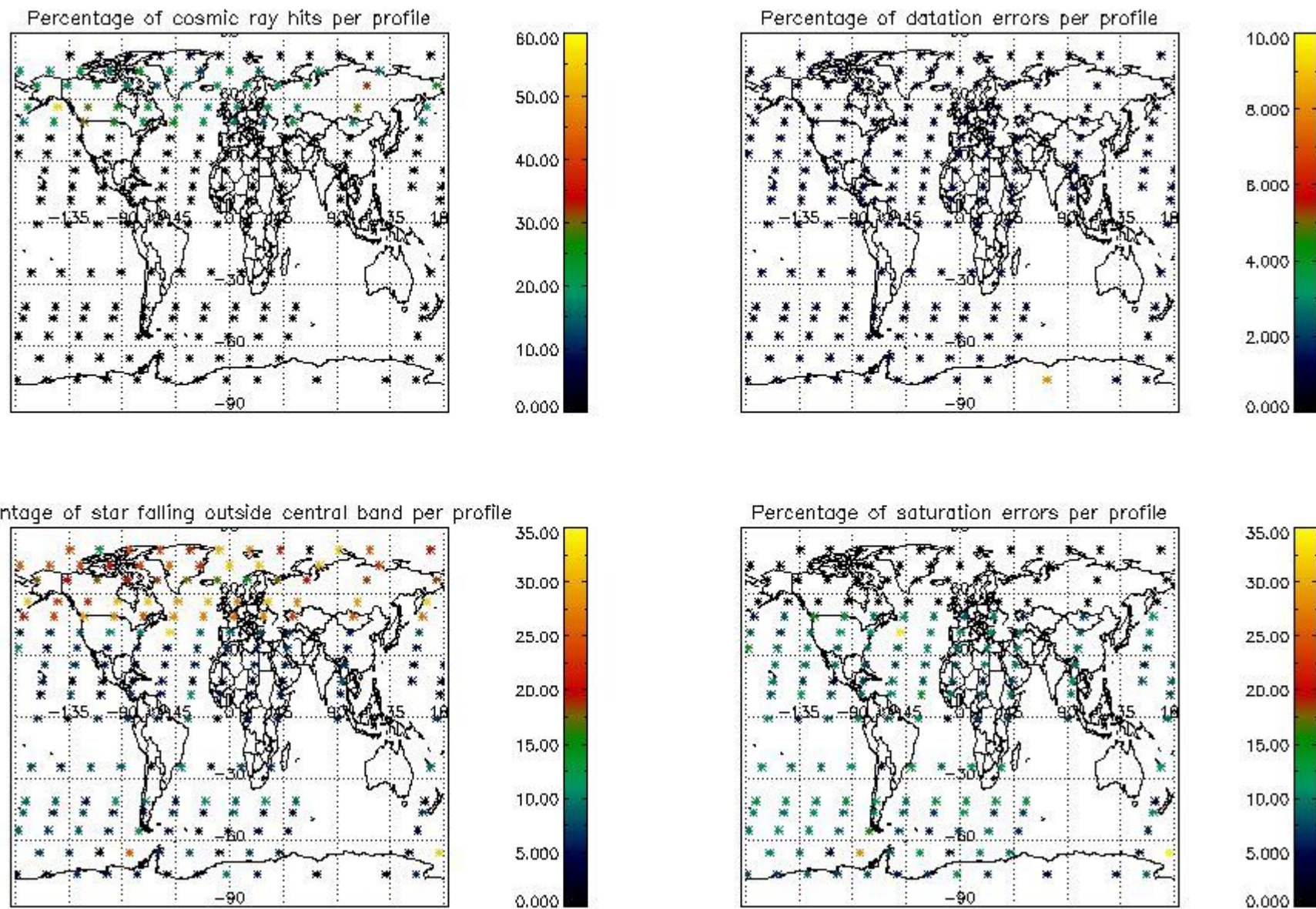
Percentage of star falling outside central band per profile



Percentage of saturation errors per profile



4.2.2 Plot level 1 quality information per product (world map): ENVISAT DESCENDING passes



5. Trace gas profiles

5.1 Ozone statistics based on quality of products

The final quality of the products can be "measured" using the STD (Standard Deviation) attached to every point profile. This information is written to the parameter GOM_NL__2P/NL_LOCAL_SPECIES_DENSITY/o3_std of the level 2 products. The table below shows the statistics for given STD ranges.

The statistics are given with respect to the overall valid production:

- Products without fatal errors: GOM_NL__2P/MPH/PRODUCT_ERR=0
- Valid point profile: GOM_NL__2P/NL_LOCAL_SPECIES_DENSITY/pcd(0)=0

The 'Criteria' is applied to valid points of dark limb products:

- Products in dark limb illumination condition: GOM_NL__2P/NL_SUMMARY_QUALITY/obs_ill_cond=0
- Products without fatal errors: GOM_NL__2P/MPH/PRODUCT_ERR=0
- Valid point profile: GOM_NL__2P/NL_LOCAL_SPECIES_DENSITY/pcd(0)=0

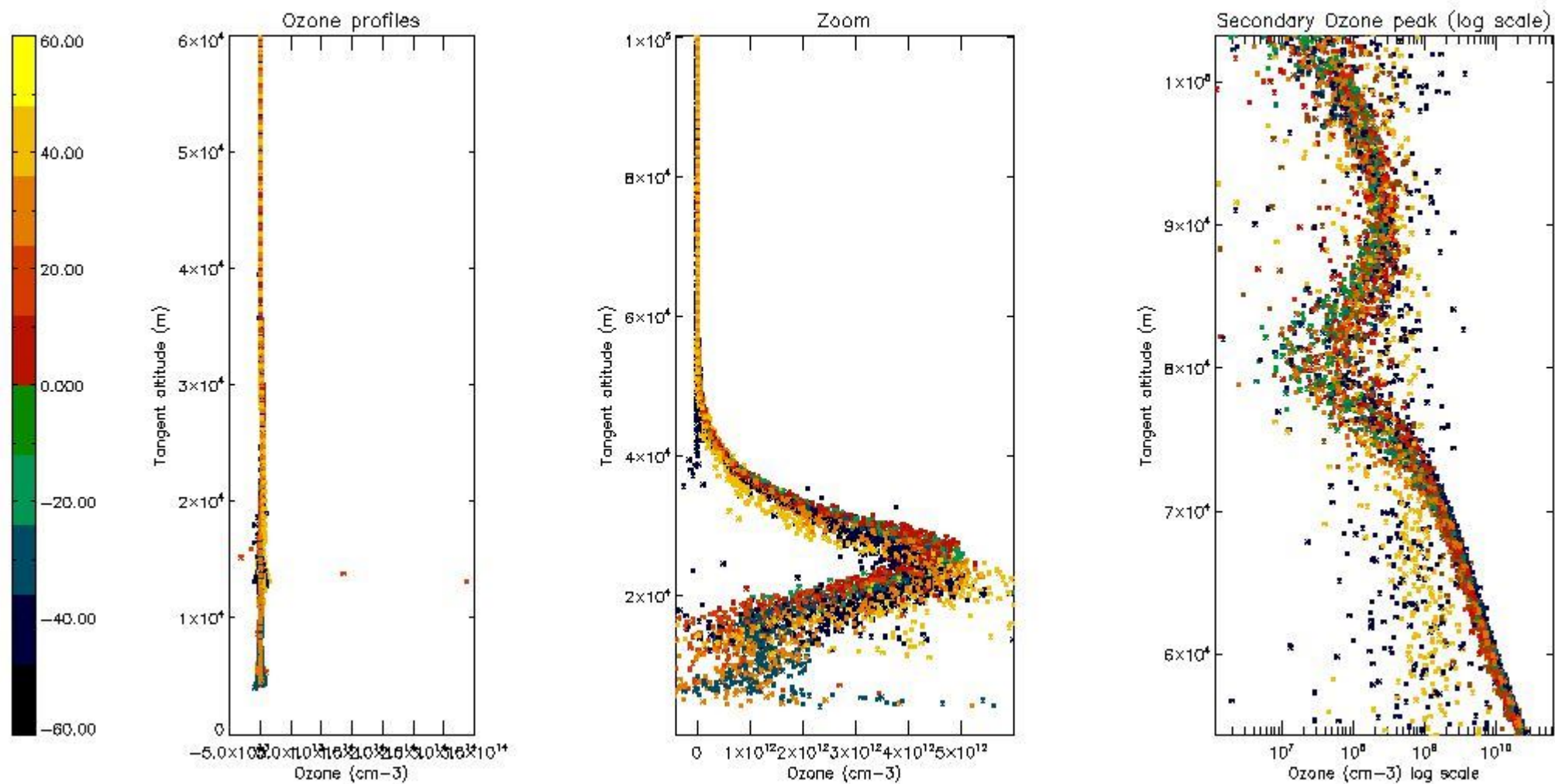
So, the table below shows the percentage of dark limb and valid observations for each criteria with respect to the overall valid daily observations.

Criteria	% of total production
All STD	32
STD < 20	17

STD < 10	13
STD < 5	8

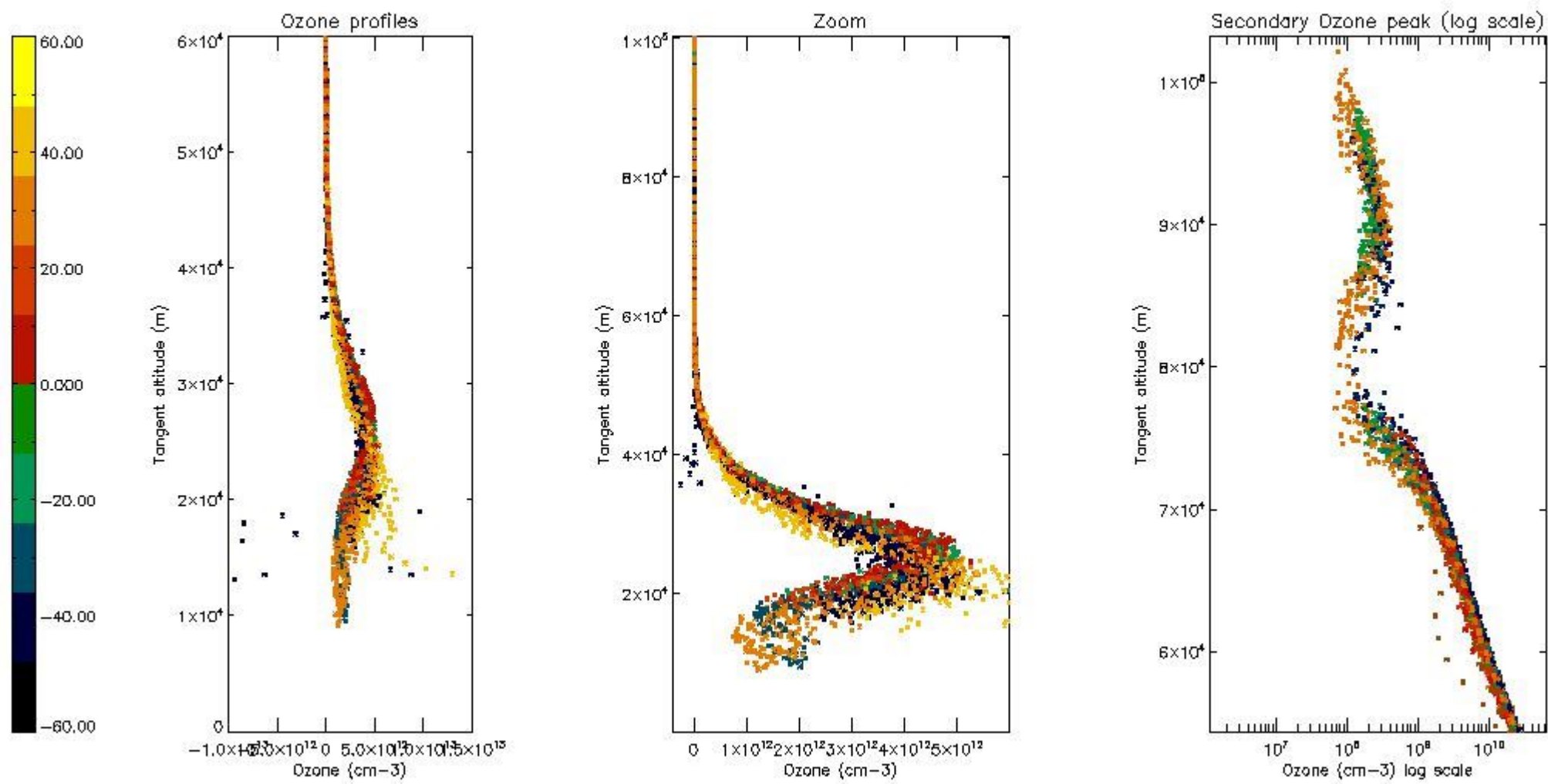
5.2 Plot ozone profiles for all STD (dark without errors)

The colorbar represents the latitude.



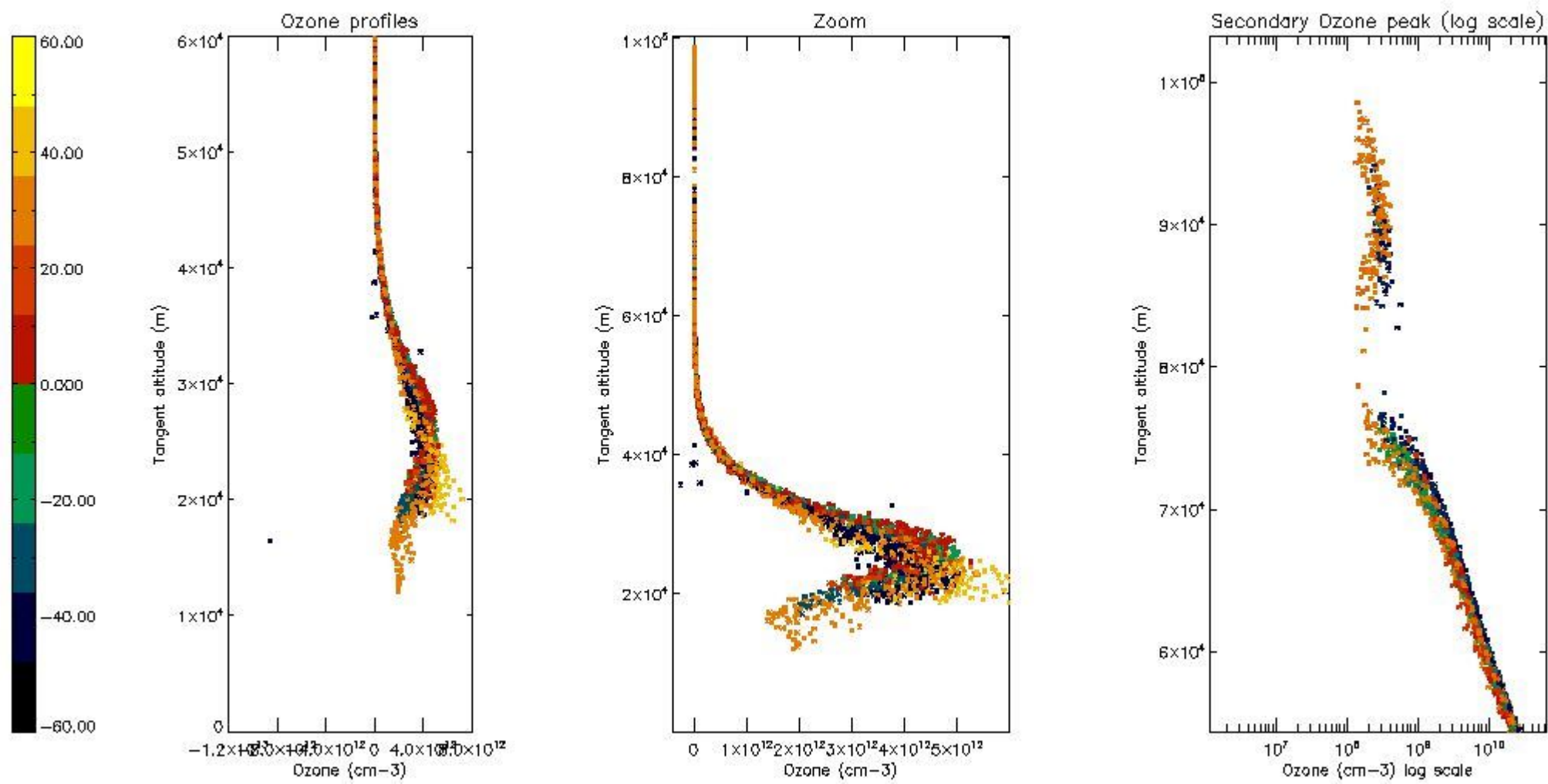
5.3 Plot ozone profiles where STD < 20% (dark without errors)

The colorbar represents the latitude.



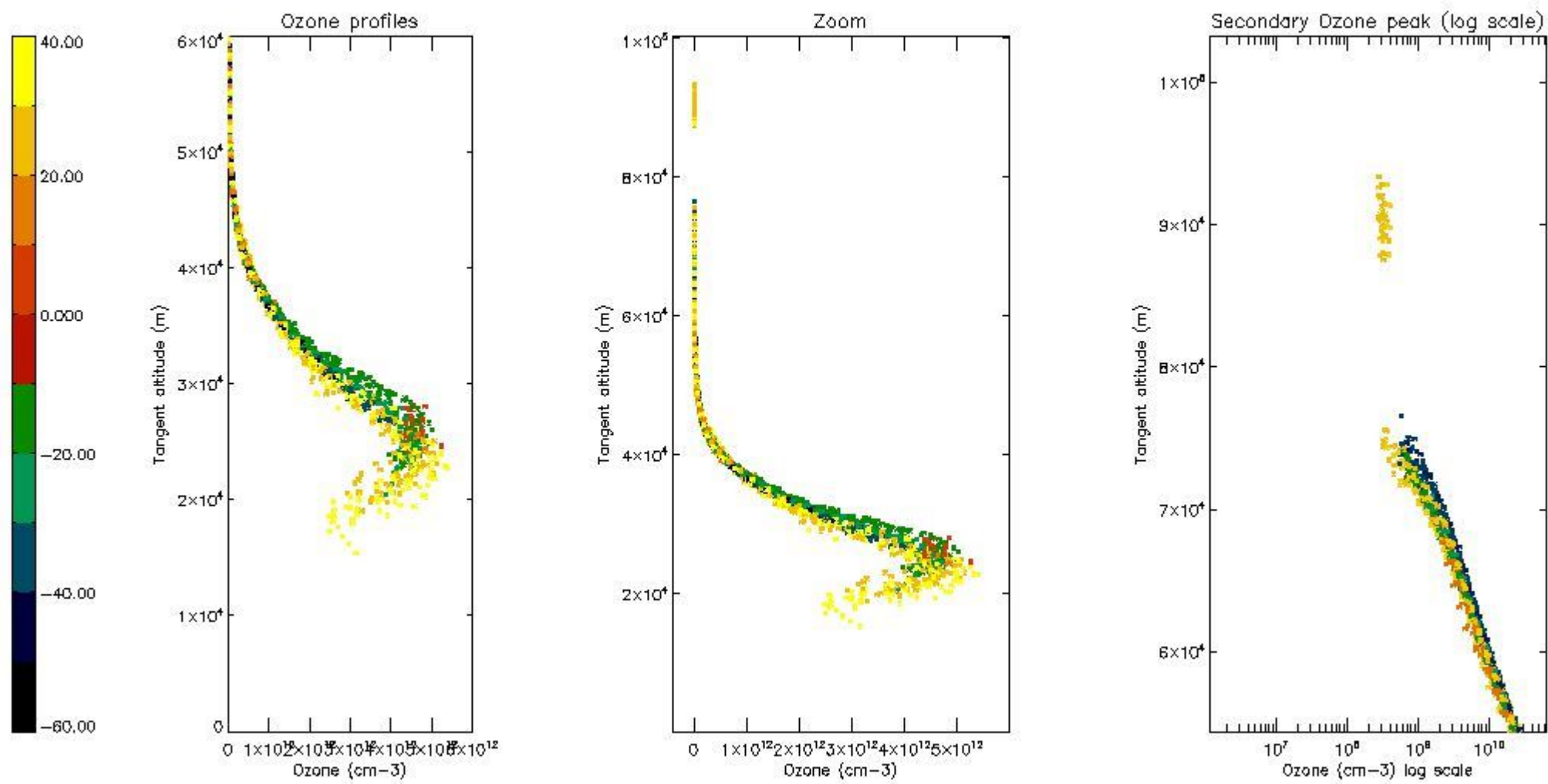
5.4 Plot ozone profiles where STD < 10% (dark without errors)

The colorbar represents the latitude.



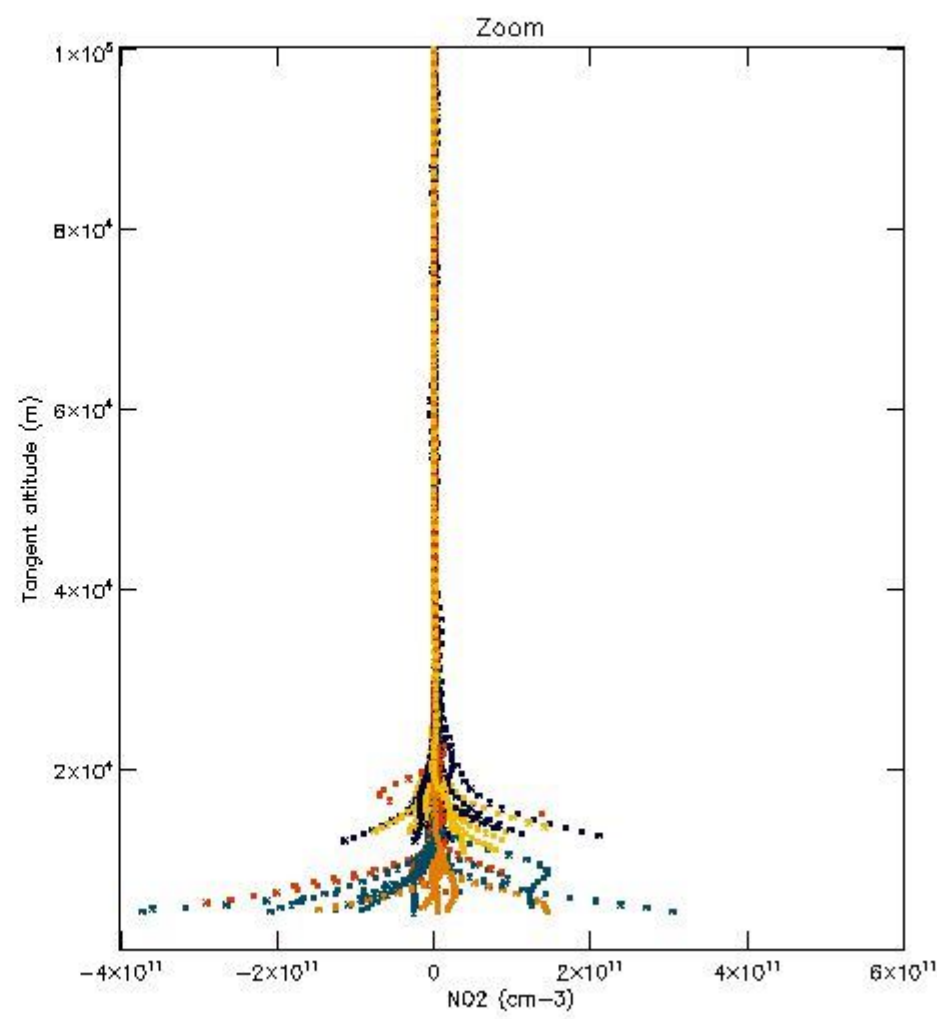
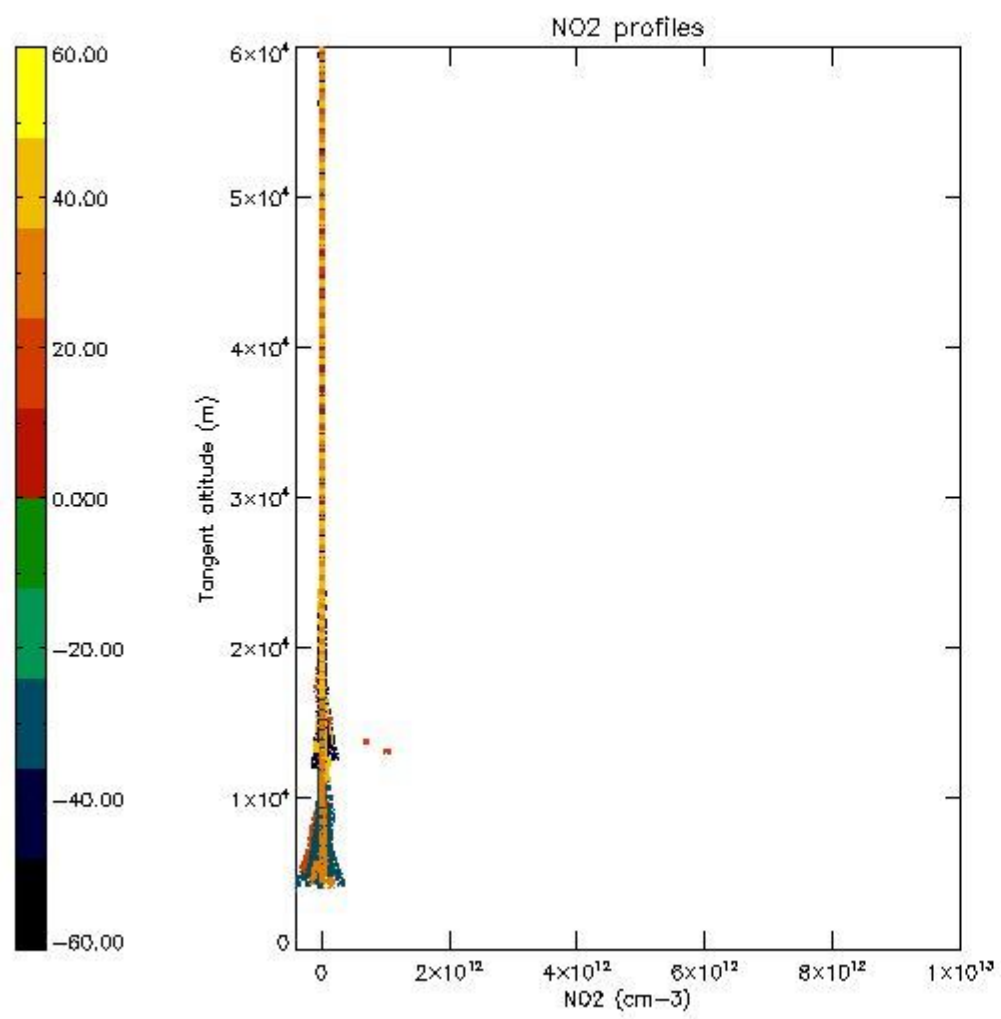
5.5 Plot ozone profiles where STD < 5% (dark without errors)

The colorbar represents the latitude.



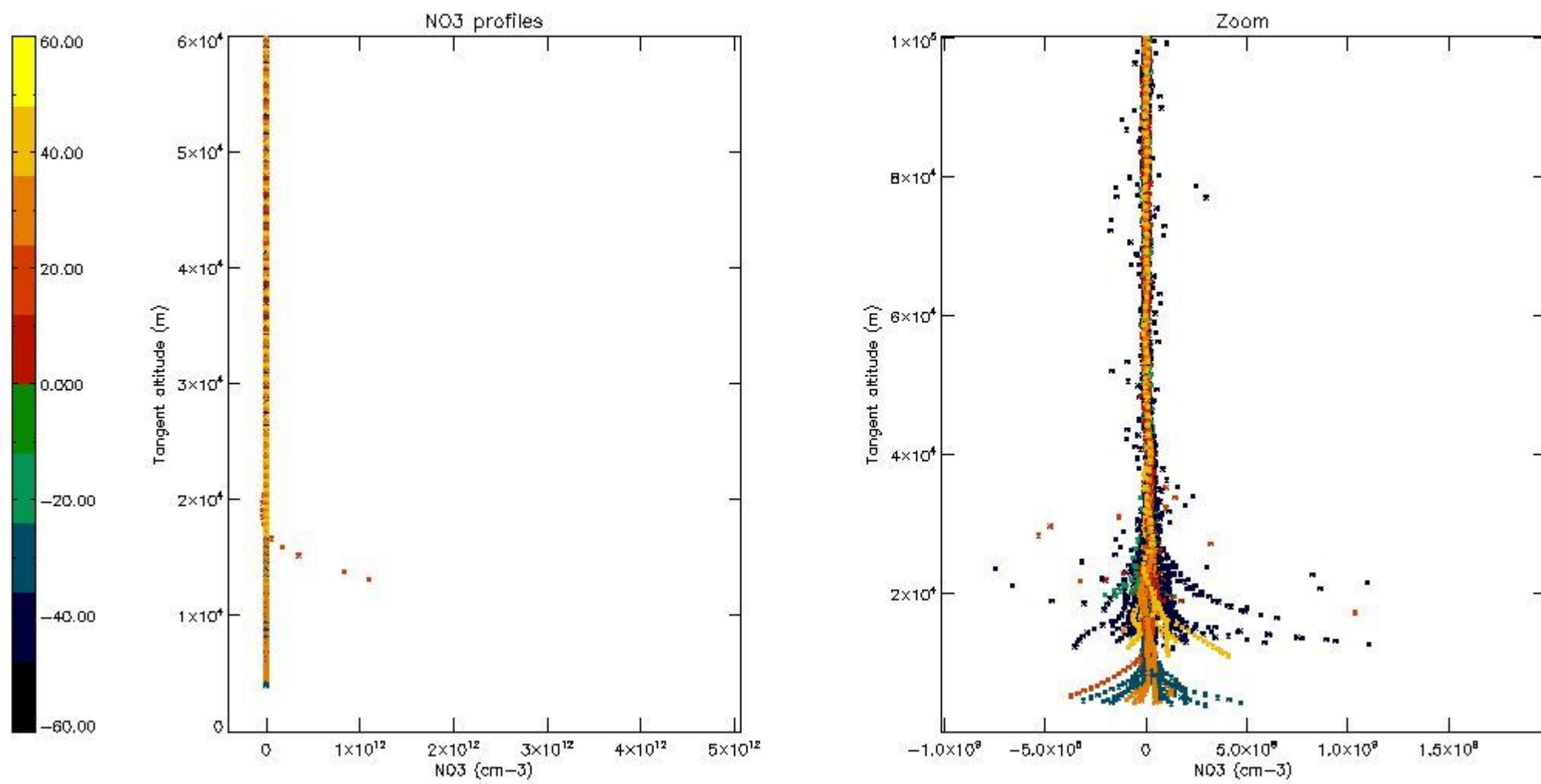
5.6 Plot NO₂ profiles for all STD (dark without errors)

The colorbar represents the latitude.



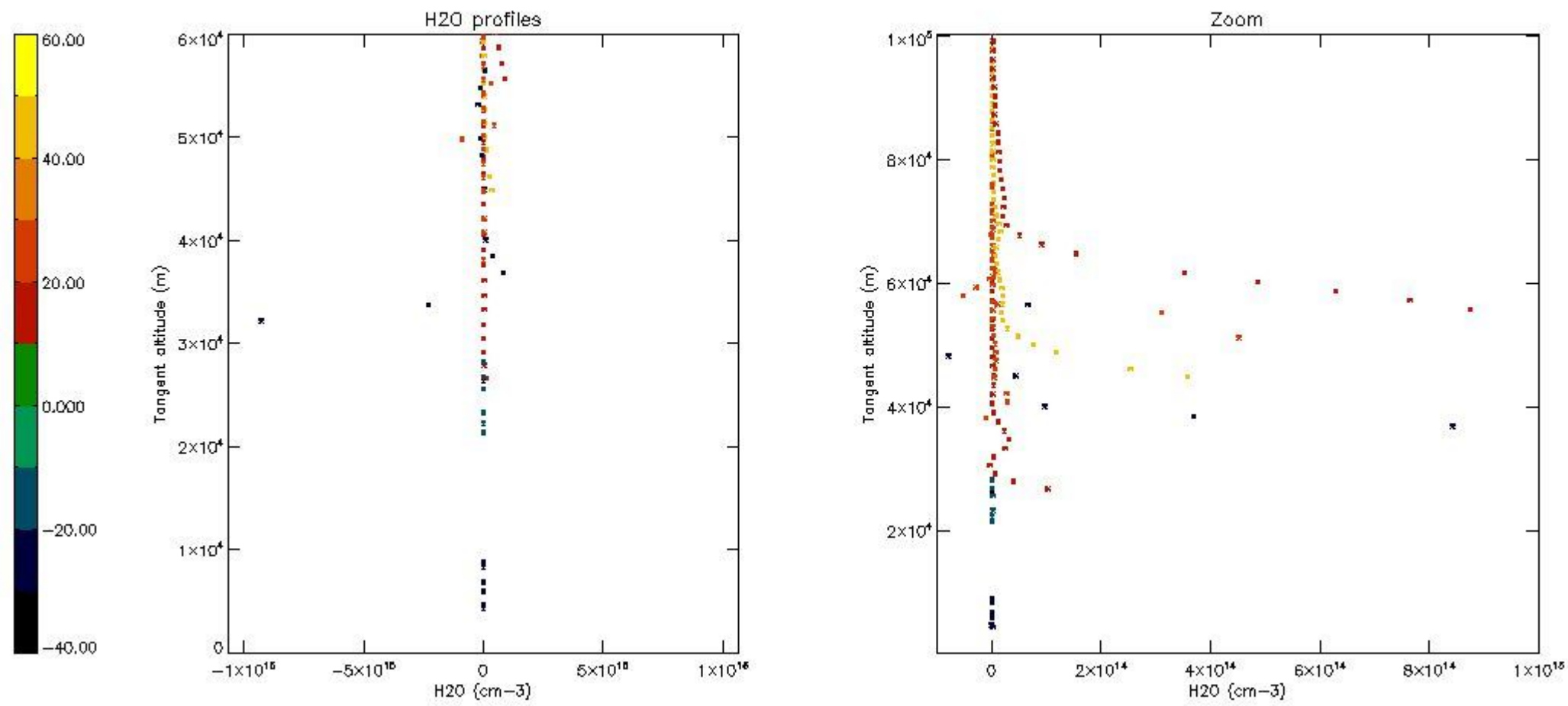
5.7 Plot NO3 profiles for all STD (dark without errors)

The colorbar represents the latitude.



5.8 Plot H2O profiles for all STD (only for occultations of stars 1,2,3,4,13,14,16,26,63 dark without errors)

The colorbar represents the latitude.



6. Auxiliary Data Files used for the production reported in section 2

The number reported in the third column indicates since which file (see list in section 2) the corresponding auxiliary file has been used. The fourth column is the date of those product files.

Type	Auxiliary Filename	Used since product	Used since product date
INST_PHYS_CHARACTERISTICS	GOM_INS_AXVIEC20091111_143220_20030716_120000_20500101_000000	1	17-DEC-2004 02:38:51
LEVEL-2_PROC_CONFIG	GOM_PR2_AXVIEC20091111_152718_20020301_000000_20500101_000000	1	17-DEC-2004 02:38:51
CROSS_SECTIONS_FILE	GOM_CRS_AXVIEC20091111_154832_20020301_000000_20500101_000000	1	17-DEC-2004 02:38:51

GOMOS Level 2 Daily Report

SUMMARY

[1. General Info](#)

[2. Summary of processed GOM_NL_2P products](#)

[3. Level 2 Quality information per product](#)

[3.1 Plot of level 2 quality information per product \(time dependant\)](#)

[3.2 Plot of level 2 quality information per product \(world map\)](#)

[4. Level 1 Quality information per product \(stored on level 2 products\)](#)

[4.1 Plot of level 1 quality information per product \(time dependant\)](#)

[4.1.1 Plot of level 1 quality information per product \(time dependant\): ASCENDING](#)

[4.1.2 Plot of level 1 quality information per product \(time dependant\): DESCENDING](#)

[4.2 Plot of level 1 quality information per product \(world map\)](#)

[4.2.1 Plot of level 1 quality information per product \(world map\): ASCENDING](#)

[4.2.2 Plot of level 1 quality information per product \(world map\): DESCENDING](#)

[5. Ozone profiles based on quality statistics and other trace gas profiles](#)

[5.1 Ozone statistics based on quality of products](#)

[5.2 Plot ozone profiles for all STD \(dark without errors\)](#)

[5.3 Plot ozone profiles where STD < 20% \(dark without errors\)](#)

[5.4. Plot ozone profiles where STD < 10% \(dark without errors\)](#)

[5.5. Plot ozone profiles where STD < 5% \(dark without errors\)](#)

[5.6 Plot NO2 profiles for all STD \(dark without errors\)](#)

[5.7 Plot NO3 profiles for all STD \(dark without errors\)](#)

[5.8 Plot H2O profiles \(only for occultations of stars 1,2,3,4,13,14,16,26,63 dark without errors\) for all STD](#)

[6. Auxiliary Data Files used for the production reported in section 2](#)

This report presents the daily analysis on parameters extracted from GOMOS level 2 data (GOM_NL__2P). It is intended to monitor some important parameters that will impact the quality of these products. A list of level 2 products (and content) that have arrived during the reporting day to the PCF is also given.

Item	Value
Time of report generation	22APR2013 10:18:52
Data source version	GOMOS/6.01
Start time of products	17-12-2004 (17DEC2004 00:00:00)
Stop time of products	18-12-2004 (18DEC2004 00:00:00)
Store outputs in DB	Yes
Nb of level 2 prods	422
Nb of prods with errors	3

2. Summary of processed GOM_NL__2P products.

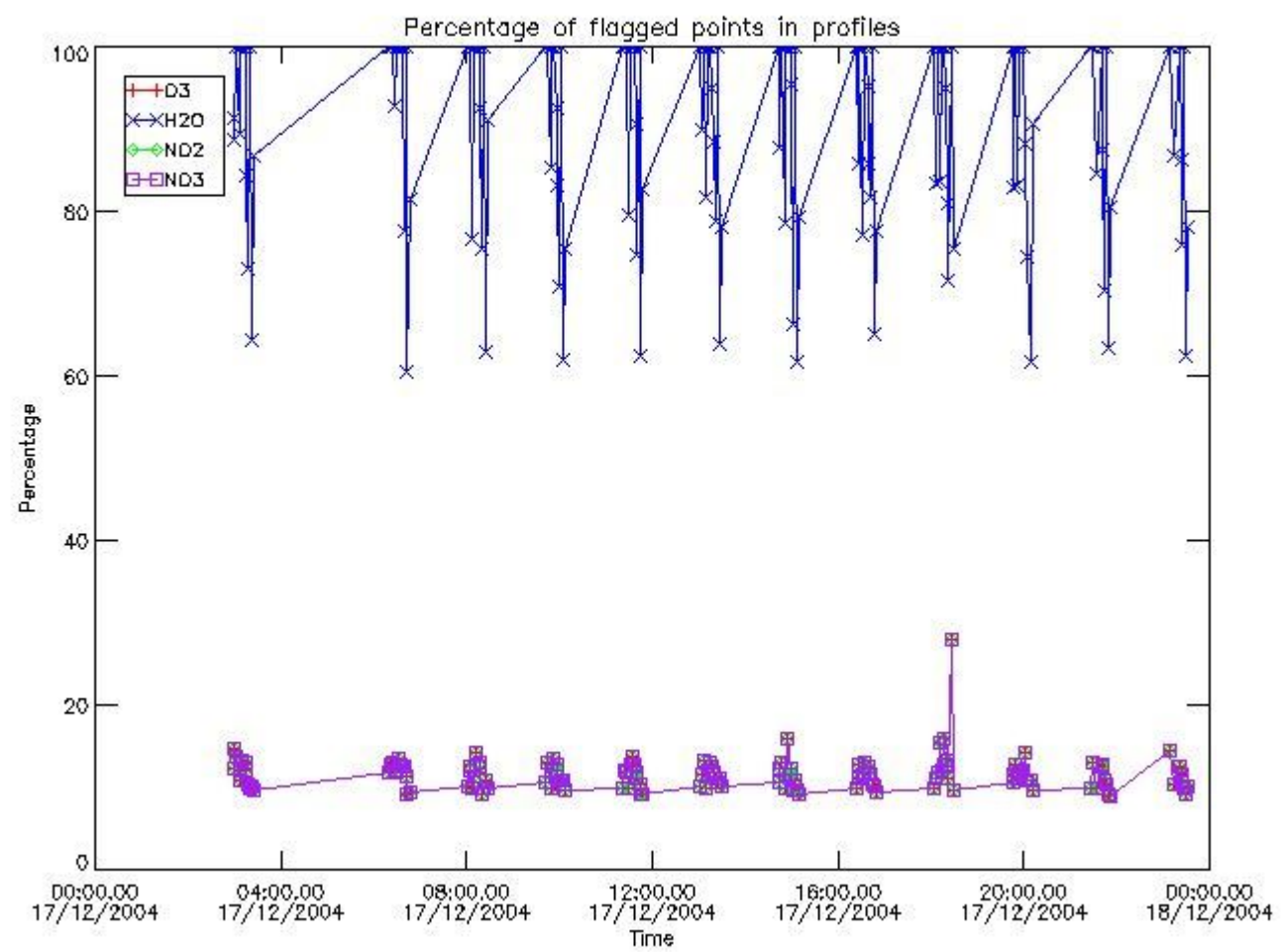
Nr	Filename	UTC Start time	Limb	Duration	Star Id	Star Name	Star Mag	Star Temp	Nb Meas	Orbit	Prod. error
1	GOM_NL__2PRFIN20041217_023851_000000372033_00046_14629_7646.N1	17-DEC-2004 02:38:51	Bright	37.000	180	27Gam Boo	3.0400	8000.0	74	14629	No
2	GOM_NL__2PRFIN20041217_024206_000000382033_00046_14629_7647.N1	17-DEC-2004 02:42:06	Bright	37.500	83		2.3780	11000.	75	14629	No
3	GOM_NL__2PRFIN20041217_024528_000000602033_00046_14629_7648.N1	17-DEC-2004 02:45:28	Bright	60.000	111	8Eta Boo	2.6800	6000.0	120	14629	No
4	GOM_NL__2PRFIN20041217_024713_000000352033_00046_14629_7649.N1	17-DEC-2004 02:47:13	Bright	35.000	102	24Alp Ser	2.6000	4250.0	70	14629	No
5	GOM_NL__2PRFIN20041217_024934_000000572033_00046_14629_7650.N1	17-DEC-2004 02:49:34	Bright	57.000	138	47Eps Vir	2.8280	4700.0	114	14629	No
6	GOM_NL__2PRFIN20041217_025533_000000552033_00046_14629_7651.N1	17-DEC-2004 02:55:33	Twilight	54.500	15	67Alp Vir	0.97600	28000.	109	14629	No
7	GOM_NL__2PRFIN20041217_025904_000000462033_00046_14629_7652.N1	17-DEC-2004 02:59:04	Dark	46.000	169	46Gam Hya	2.9910	4700.0	92	14629	No
8	GOM_NL__2PRFIN20041217_030037_000000452033_00046_14629_7653.N1	17-DEC-2004 03:00:37	Dark	45.000	54	5The Cen	2.0550	4500.0	90	14629	No
9	GOM_NL__2PRFIN20041217_030243_000000372033_00046_14629_7654.N1	17-DEC-2004 03:02:43	Dark	37.000	78	Alp Lup	2.3040	28000.	74	14629	No
10	GOM_NL__2PRFIN20041217_030616_000000522033_00046_14629_7655.N1	17-DEC-2004 03:06:16	Dark	52.000	4	Alp1Cen	-0.010000	5800.0	104	14629	No
11	GOM_NL__2PRFIN20041217_030801_000000422033_00047_14630_7729.N1	17-DEC-2004 03:08:01	Dark	42.000	99	Del Cen	2.5750	26000.	84	14630	No
12	GOM_NL__2PRFIN20041217_031007_000000392033_00047_14630_7730.N1	17-DEC-2004 03:10:07	Dark	38.500	112	Alp Mus	2.6880	26000.	77	14630	No
13	GOM_NL__2PRFIN20041217_031414_000000402033_00047_14630_7731.N1	17-DEC-2004 03:14:14	Dark	39.500	159	Ups Car	2.9200	7200.0	79	14630	No
14	GOM_NL__2PRFIN20041217_031538_000000422033_00047_14630_7732.N1	17-DEC-2004 03:15:38	Dark	42.000	71	Iot Car	2.2460	7700.0	84	14630	No
15	GOM_NL__2PRFIN20041217_031730_000000542033_00047_14630_7733.N1	17-DEC-2004 03:17:30	Dark	54.000	41	Eps Car	1.8600	4100.0	108	14630	No
16	GOM_NL__2PRFIN20041217_032019_000000512033_00047_14630_7734.N1	17-DEC-2004 03:20:19	Dark	51.000	34	Gam2Vel	1.7930	23000.	102	14630	No
17	GOM_NL__2PRFIN20041217_032220_000000552033_00047_14630_7735.N1	17-DEC-2004 03:22:20	Dark	55.000	2	Alp Car	-0.73600	7000.0	110	14630	No
18	GOM_NL__2PRFIN20041217_032507_000000542033_00047_14630_7736.N1	17-DEC-2004 03:25:07	Dark	53.500	117	Pi Pup	2.7060	3800.0	107	14630	No
19	GOM_NL__2PRFIN20041217_032819_000000592033_00047_14630_7737.N1	17-DEC-2004 03:28:19	Straylight	58.500	23	21Eps CMa	1.5020	26000.	117	14630	No
20	GOM_NL__2PRFIN20041217_033003_000000612033_00047_14630_7738.N1	17-DEC-2004 03:30:03	Straylight	60.500	179	24Omi2CMa	3.0320	24000.	121	14630	No
21	GOM_NL__2PRFIN20041217_033302_000000662033_00047_14630_7739.N1	17-DEC-2004 03:33:02	Straylight	65.500	1	9Alp CMa	-1.4400	11000.	131	14630	No
22	GOM_NL__2PRFIN20041217_033619_000000502033_00047_14630_7740.N1	17-DEC-2004 03:36:19	Straylight	50.000	7	19Bet Ori	0.10000	14000.	100	14630	No
23	GOM_NL__2PRFIN20041217_033831_000000512033_00047_14630_7741.N1	17-DEC-2004 03:38:31	Straylight	51.000	30	46Eps Ori	1.6940	30000.	102	14630	No
24	GOM_NL__2PRFIN20041217_034136_000000632033_00047_14630_7742.N1	17-DEC-2004 03:41:36	Twilight	63.000	14	58Alp Ori	0.87000	3000.0	126	14630	No
25	GOM_NL__2PRFIN20041217_034337_000000492033_00047_14630_7743.N1	17-DEC-2004 03:43:37	Twilight	49.000	13	87Alp Tau	0.86700	3800.0	98	14630	No
26	GOM_NL__2PRFIN20041217_034551_000000372033_00047_14630_7744.N1	17-DEC-2004 03:45:51	Bright	37.000	146	25Eta Tau	2.8730	15200.	74	14630	No
27	GOM_NL__2PRFIN20041217_034800_000000372033_00047_14630_7745.N1	17-DEC-2004 03:48:00	Bright	37.000	150	44Zet Per	2.8900	28000.	74	14630	No
28	GOM_NL__2PRFIN20041217_035016_000000372033_00047_14630_7746.N1	17-DEC-2004 03:50:16	Bright	37.000	149	45Eps Per	2.8880	30000.	74	14630	No
29	GOM_NL__2PRFIN20041217_035229_000000372033_00047_14630_7747.N1	17-DEC-2004 03:52:29	Bright	37.000	175	39Del Per	3.0100	19400.	74	14630	No
30	GOM_NL__2PRFIN20041217_035417_000000372033_00047_14630_7748.N1	17-DEC-2004 03:54:17	Bright	36.500	160	23Gam Per	2.9300	4700.0	73	14630	No
31	GOM_NL__2PRFIN20041217_035732_000000372033_00047_14630_7749.N1	17-DEC-2004 03:57:32	Bright	36.500	110	37Del Cas	2.6780	8900.0	73	14630	No
32	GOM_NL__2PRFIN20041217_054928_000000402033_00048_14631_7630.N1	17-DEC-2004 05:49:28	Bright	39.500	60	7Bet UMi	2.0810	3950.0	79	14631	No
33	GOM_NL__2PRFIN20041217_055105_000000522033_00048_14631_7631.N1	17-DEC-2004 05:51:05	Bright	52.000	82	48Bet UMa	2.3650	10600.	104	14631	No
34	GOM_NL__2PRFIN20041217_055336_000000492033_00048_14631_7632.N1	17-DEC-2004 05:53:36	Bright	48.500	87	64Gam UMa	2.4330	11000.	97	14631	No
35	GOM_NL__2PRFIN20041217_055639_000000432033_00048_14631_7633.N1	17-DEC-2004 05:56:39	Bright	42.500	39	85Eta UMa	1.8540	24000.	85	14631	No
36	GOM_NL__2PRFIN20041217_060003_000000402033_00048_14631_7634.N1	17-DEC-2004 06:00:03	Bright	39.500	180	27Gam Boo	3.0400	8000.0	79	14631	No
37	GOM_NL__2PRFIN20041217_060318_000000392033_00048_14631_7635.N1	17-DEC-2004 06:03:18	Bright	38.500	83		2.3780	11000.	77	14631	No
38	GOM_NL__2PRFIN20041217_060640_000000442033_00048_14631_7636.N1	17-DEC-2004 06:06:40	Bright	43.500	111	8Eta Boo	2.6800	6000.0	87	14631	No
39	GOM_NL__2PRFIN20041217_060825_000000352033_00048_14631_7637.N1	17-DEC-2004 06:08:25	Bright	35.000	102	24Alp Ser	2.6000	4250.0	70	14631	No
40	GOM_NL__2PRFIN20041217_061048_000000562033_00048_14631_7638.N1	17-DEC-2004 06:10:48	Bright	56.000	138	47Eps Vir	2.8280	4700.0	112	14631	No
41	GOM_NL__2PRFIN20041217_061523_000000372033_00048_14631_7639.N1	17-DEC-2004 06:15:23	Bright	37.000	122	9Alp2Lib	2.7470	9700.0	74	14631	No
42	GOM_NL__2PRFIN20041217_061646_000000562033_00048_14631_7640.N1	17-DEC-2004 06:16:46	Twilight	56.000	15	67Alp Vir	0.97600	28000.	112	14631	No

397	GOM_NL__2PRFIN20041217_223659_00000532033_00058_14641_8252.N1	17-DEC-2004 22:36:59	Bright	53.000	82	48Bet UMa	2.3650	10600.	106	14641	No
398	GOM_NL__2PRFIN20041217_223932_00000492033_00058_14641_8253.N1	17-DEC-2004 22:39:32	Bright	49.000	87	64Gam UMa	2.4330	11000.	98	14641	No
399	GOM_NL__2PRFIN20041217_224238_00000412033_00058_14641_8254.N1	17-DEC-2004 22:42:38	Bright	40.500	39	85Eta UMa	1.8540	24000.	81	14641	No
400	GOM_NL__2PRFIN20041217_224603_00000392033_00058_14641_8255.N1	17-DEC-2004 22:46:03	Bright	38.500	180	27Gam Boo	3.0400	8000.0	77	14641	No
401	GOM_NL__2PRFIN20041217_224920_00000392033_00058_14641_8256.N1	17-DEC-2004 22:49:20	Bright	38.500	83		2.3780	11000.	77	14641	No
402	GOM_NL__2PRFIN20041217_225242_00000382033_00058_14641_8257.N1	17-DEC-2004 22:52:42	Bright	37.500	111	8Eta Boo	2.6800	6000.0	75	14641	No
403	GOM_NL__2PRFIN20041217_230253_00000632033_00058_14641_8258.N1	17-DEC-2004 23:02:53	Dark	62.500	15	67Alp Vir	0.97600	28000.	125	14641	Yes
404	GOM_NL__2PRFIN20041217_230841_00000392033_00058_14641_8259.N1	17-DEC-2004 23:08:41	Dark	39.000	81	Eta Cen	2.3560	28000.	78	14641	No
405	GOM_NL__2PRFIN20041217_231329_00000502033_00058_14641_8260.N1	17-DEC-2004 23:13:29	Dark	49.500	4	Alp1Cen	-0.010000	5800.0	99	14641	No
406	GOM_NL__2PRFIN20041217_232131_00000412033_00059_14642_8233.N1	17-DEC-2004 23:21:31	Dark	41.000	159	Ups Car	2.9200	7200.0	82	14642	No
407	GOM_NL__2PRFIN20041217_232255_00000442033_00059_14642_8234.N1	17-DEC-2004 23:22:55	Dark	44.000	71	Iot Car	2.2460	7700.0	88	14642	No
408	GOM_NL__2PRFIN20041217_232447_00000482033_00059_14642_8235.N1	17-DEC-2004 23:24:47	Dark	48.000	41	Eps Car	1.8600	4100.0	96	14642	No
409	GOM_NL__2PRFIN20041217_232735_00000522033_00059_14642_8236.N1	17-DEC-2004 23:27:35	Dark	51.500	34	Gam2Vel	1.7930	23000.	103	14642	No
410	GOM_NL__2PRFIN20041217_232935_00000552033_00059_14642_8237.N1	17-DEC-2004 23:29:35	Dark	55.000	2	Alp Car	-0.73600	7000.0	110	14642	No
411	GOM_NL__2PRFIN20041217_233224_00000512033_00059_14642_8238.N1	17-DEC-2004 23:32:24	Dark	50.500	117	Pi Pup	2.7060	3800.0	101	14642	No
412	GOM_NL__2PRFIN20041217_233535_00000542033_00059_14642_8239.N1	17-DEC-2004 23:35:35	Straylight	53.500	23	21Eps CMa	1.5020	26000.	107	14642	No
413	GOM_NL__2PRFIN20041217_233720_00000562033_00059_14642_8240.N1	17-DEC-2004 23:37:20	Straylight	55.500	179	24Omi2CMa	3.0320	24000.	111	14642	No
414	GOM_NL__2PRFIN20041217_234015_00000672033_00059_14642_8241.N1	17-DEC-2004 23:40:15	Straylight	67.000	1	9Alp CMa	-1.4400	11000.	134	14642	No
415	GOM_NL__2PRFIN20041217_234328_00000552033_00059_14642_8242.N1	17-DEC-2004 23:43:28	Straylight	55.000	7	19Bet Ori	0.10000	14000.	110	14642	No
416	GOM_NL__2PRFIN20041217_234540_00000512033_00059_14642_8243.N1	17-DEC-2004 23:45:40	Straylight	51.000	30	46Eps Ori	1.6940	30000.	102	14642	No
417	GOM_NL__2PRFIN20041217_234843_00000652033_00059_14642_8244.N1	17-DEC-2004 23:48:43	Tw_i_and_stray	65.000	14	58Alp Ori	0.87000	3000.0	130	14642	No
418	GOM_NL__2PRFIN20041217_235047_00000512033_00059_14642_8245.N1	17-DEC-2004 23:50:47	Tw_i_and_stray	51.000	13	87Alp Tau	0.86700	3800.0	102	14642	No
419	GOM_NL__2PRFIN20041217_235302_00000392033_00059_14642_8246.N1	17-DEC-2004 23:53:02	Bright	39.000	146	25Eta Tau	2.8730	15200.	78	14642	No
420	GOM_NL__2PRFIN20041217_235508_00000392033_00059_14642_8247.N1	17-DEC-2004 23:55:08	Bright	39.000	150	44Zet Per	2.8900	28000.	78	14642	No
421	GOM_NL__2PRFIN20041217_235727_00000362033_00059_14642_8248.N1	17-DEC-2004 23:57:27	Bright	35.500	149	45Eps Per	2.8880	30000.	71	14642	No
422	GOM_NL__2PRFIN20041217_235939_00000372033_00059_14642_8249.N1	17-DEC-2004 23:59:39	Bright	37.000	175	39Del Per	3.0100	19400.	74	14642	No

3. Quality information per product

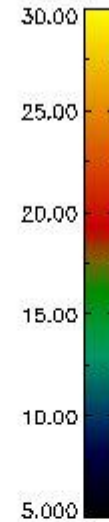
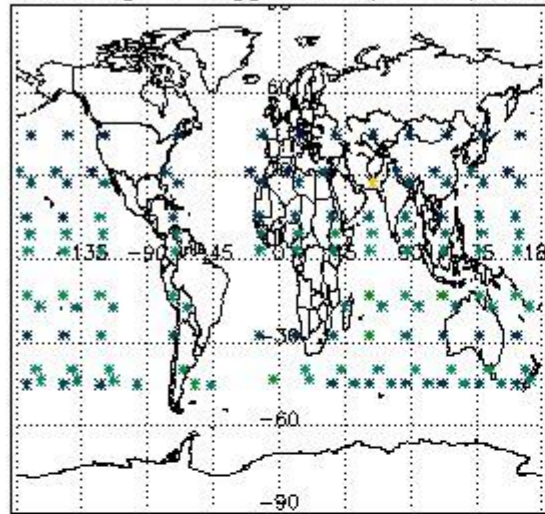
In this section it is plotted some information contained in the Quality Summary data set of the level 2 products. Only products in dark limb conditions and without errors (error flag in the MPH set to "0") are used.

3.1 Plot quality information per product (time dependant)

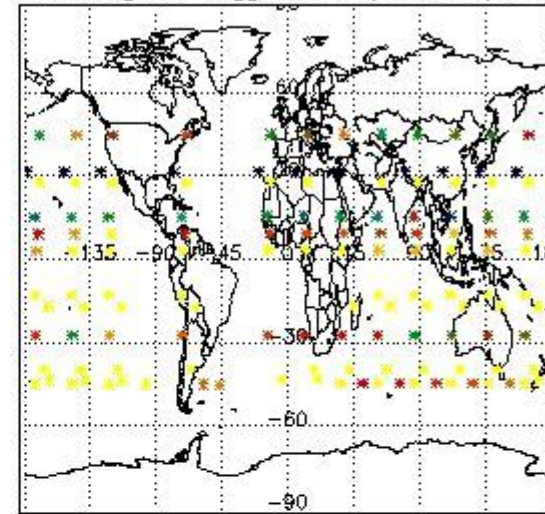


3.2 Plot quality information per product (world map)


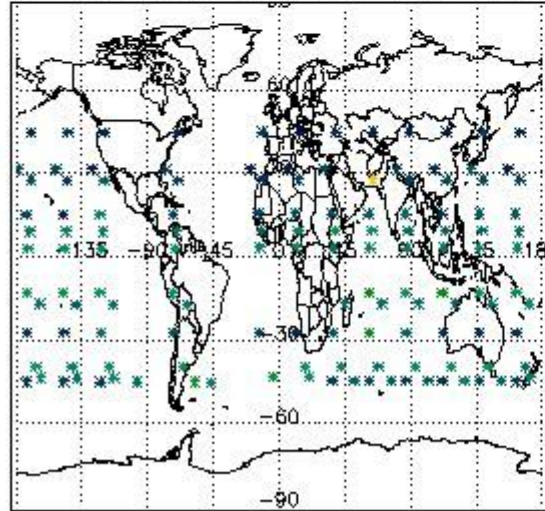
Percentage of flagged data per O3 profile



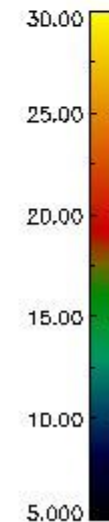
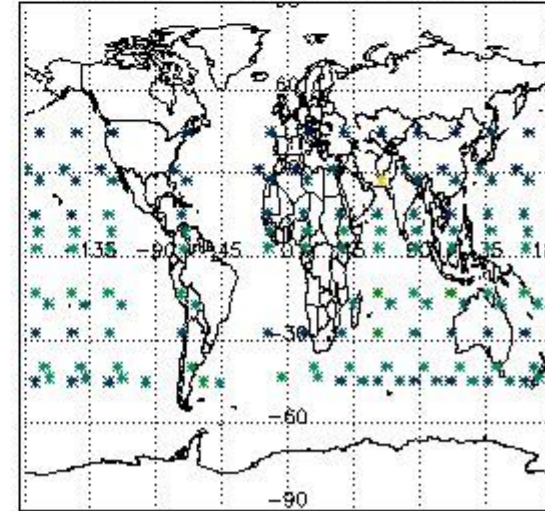
Percentage of flagged data per H2O profile



Percentage of flagged data per NO2 profile



Percentage of flagged data per NO3 profile

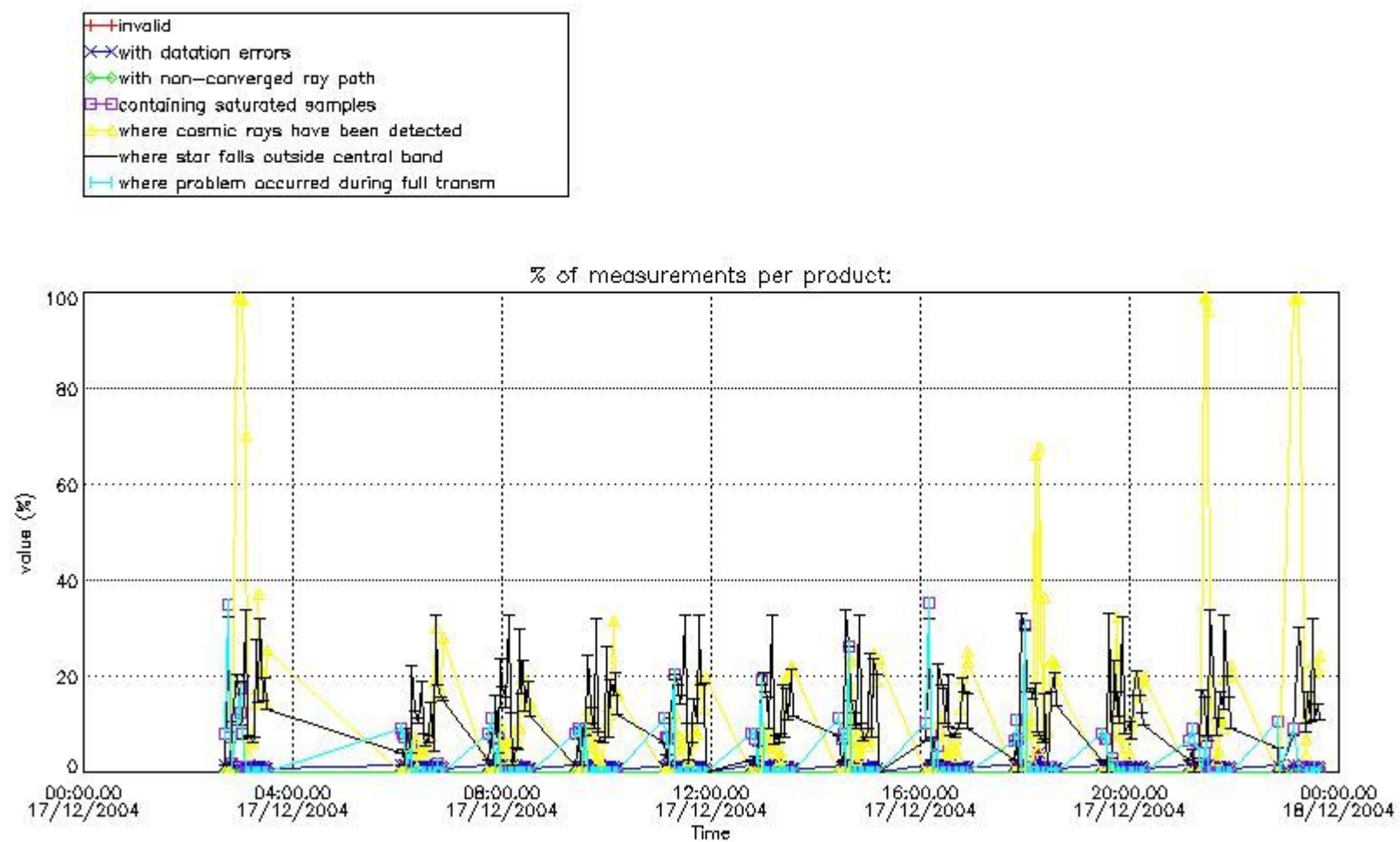


4. Level 1 quality information per product

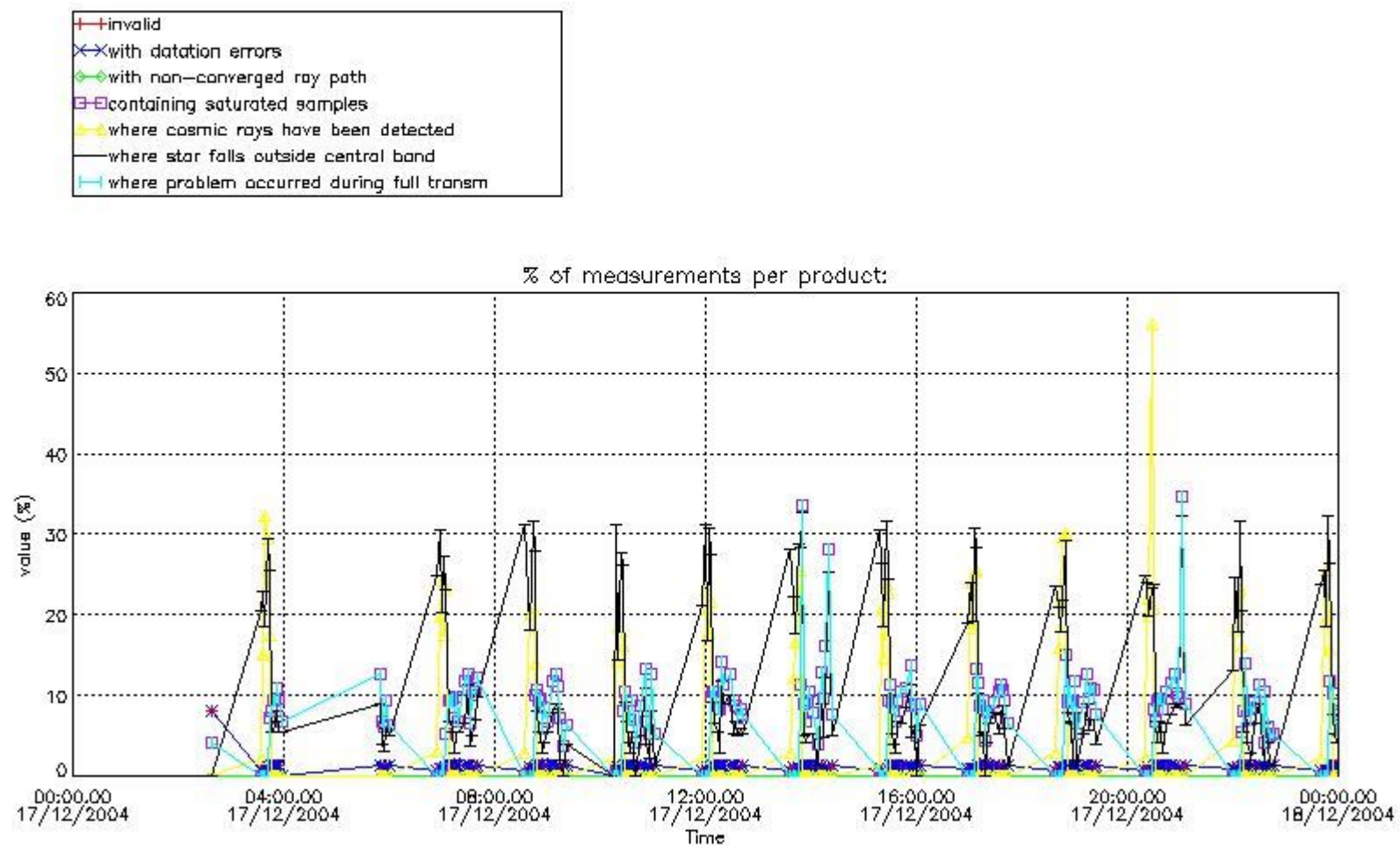
In this section it is plotted some information contained in the Quality Summary data set of the level 2 products that comes from the level 1b processing. Products without errors (error flag in the MPH set to "0") are used.

4.1 Plot quality information per product (time dependant) coming from level 1b processing

4.1.1 Plot level 1 quality information per product (time dependant): ENVISAT ASCENDING passes

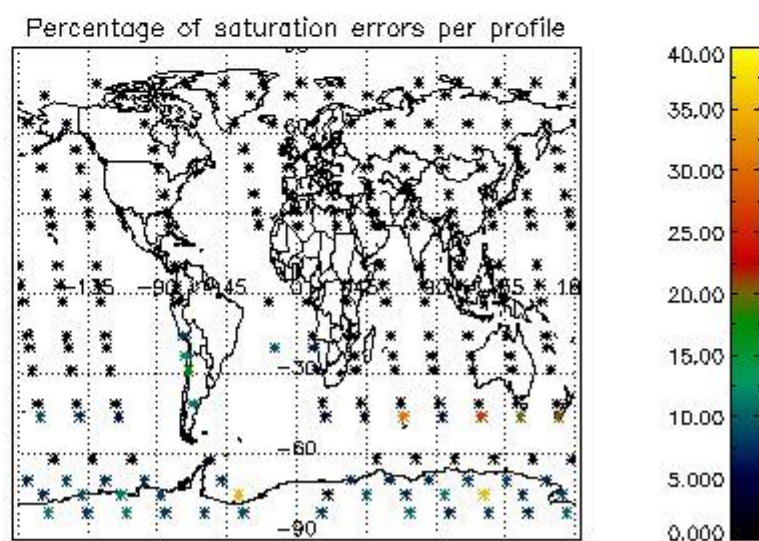
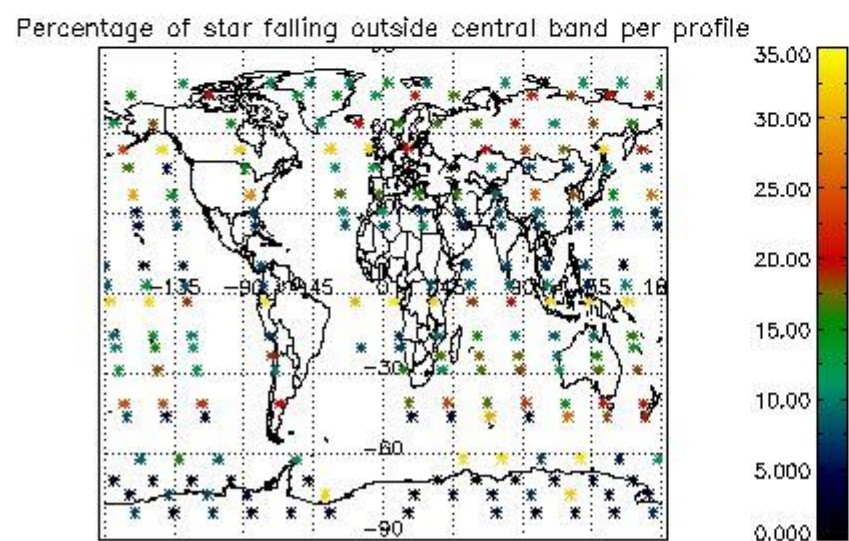
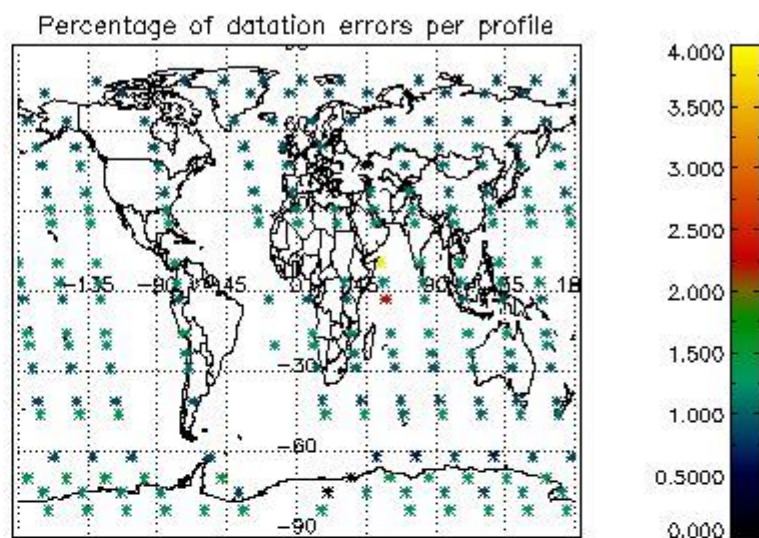
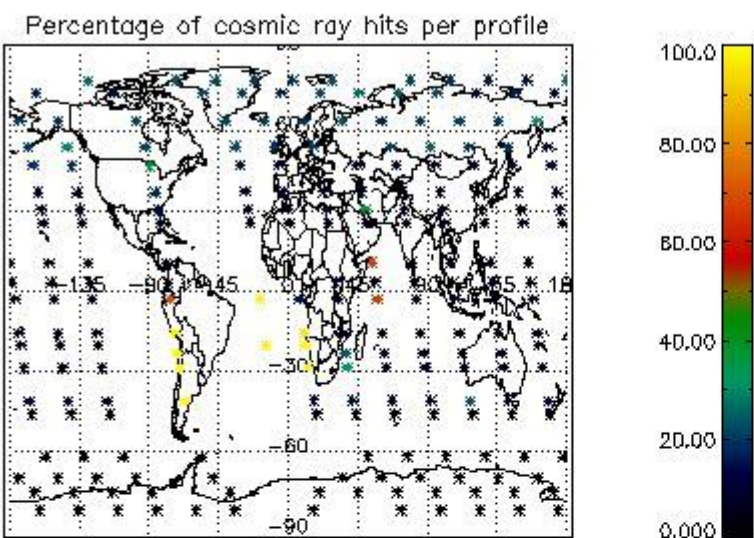


4.1.2 Plot level 1 quality information per product (time dependant): ENVI SAT DESCENDING passes

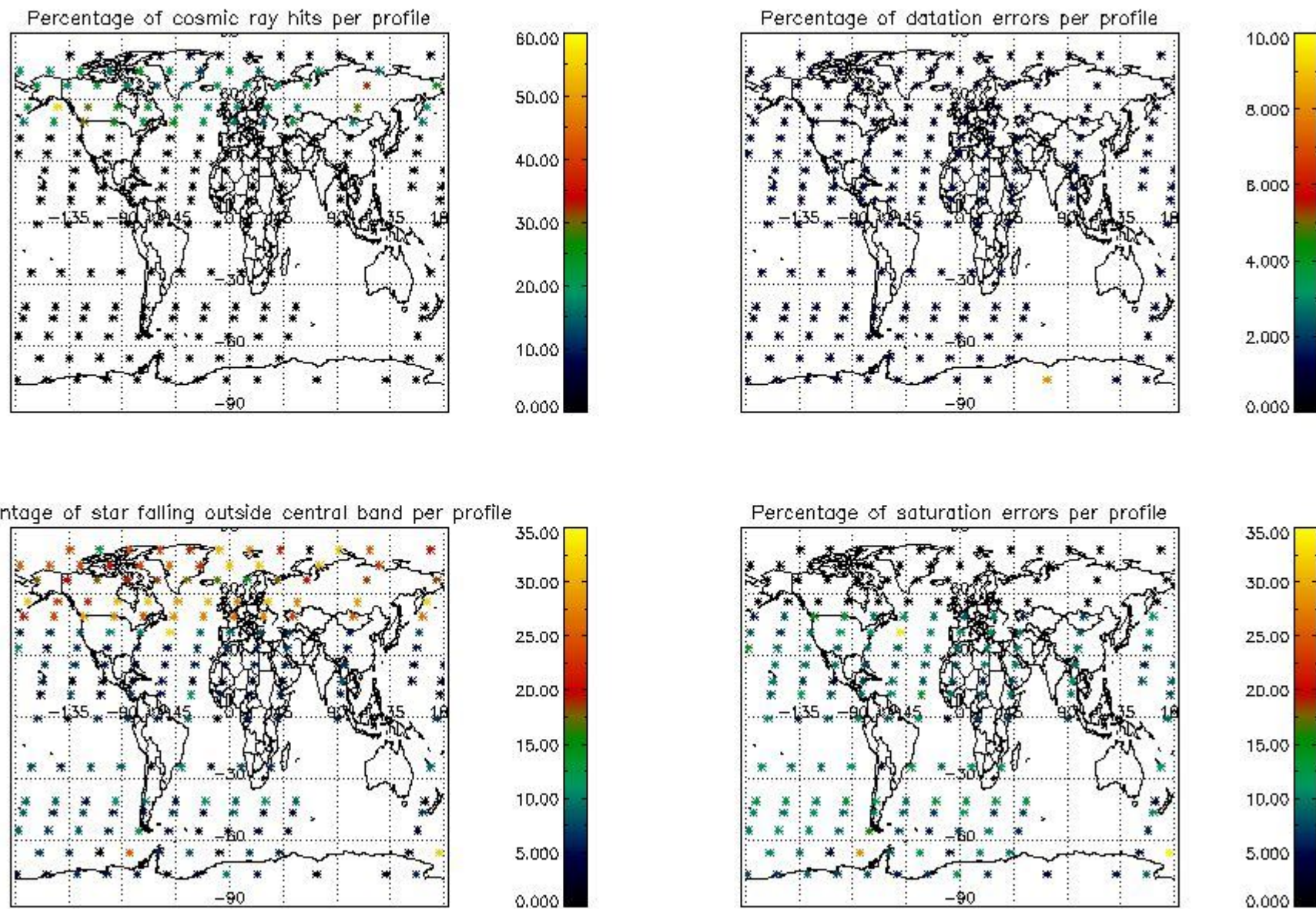


4.2 Plot quality information per product coming from level 1b processing (world map)

4.2.1 Plot level 1 quality information per product (world map): ENVISAT ASCENDING passes



4.2.2 Plot level 1 quality information per product (world map): ENVISAT DESCENDING passes



5. Trace gas profiles

5.1 Ozone statistics based on quality of products

The final quality of the products can be "measured" using the STD (Standard Deviation) attached to every point profile. This information is written to the parameter GOM_NL__2P/NL_LOCAL_SPECIES_DENSITY/o3_std of the level 2 products. The table below shows the statistics for given STD ranges.

The statistics are given with respect to the overall valid production:

- Products without fatal errors: GOM_NL__2P/MPH/PRODUCT_ERR=0
- Valid point profile: GOM_NL__2P/NL_LOCAL_SPECIES_DENSITY/pcd(0)=0

The 'Criteria' is applied to valid points of dark limb products:

- Products in dark limb illumination condition: GOM_NL__2P/NL_SUMMARY_QUALITY/obs_ill_cond=0
- Products without fatal errors: GOM_NL__2P/MPH/PRODUCT_ERR=0
- Valid point profile: GOM_NL__2P/NL_LOCAL_SPECIES_DENSITY/pcd(0)=0

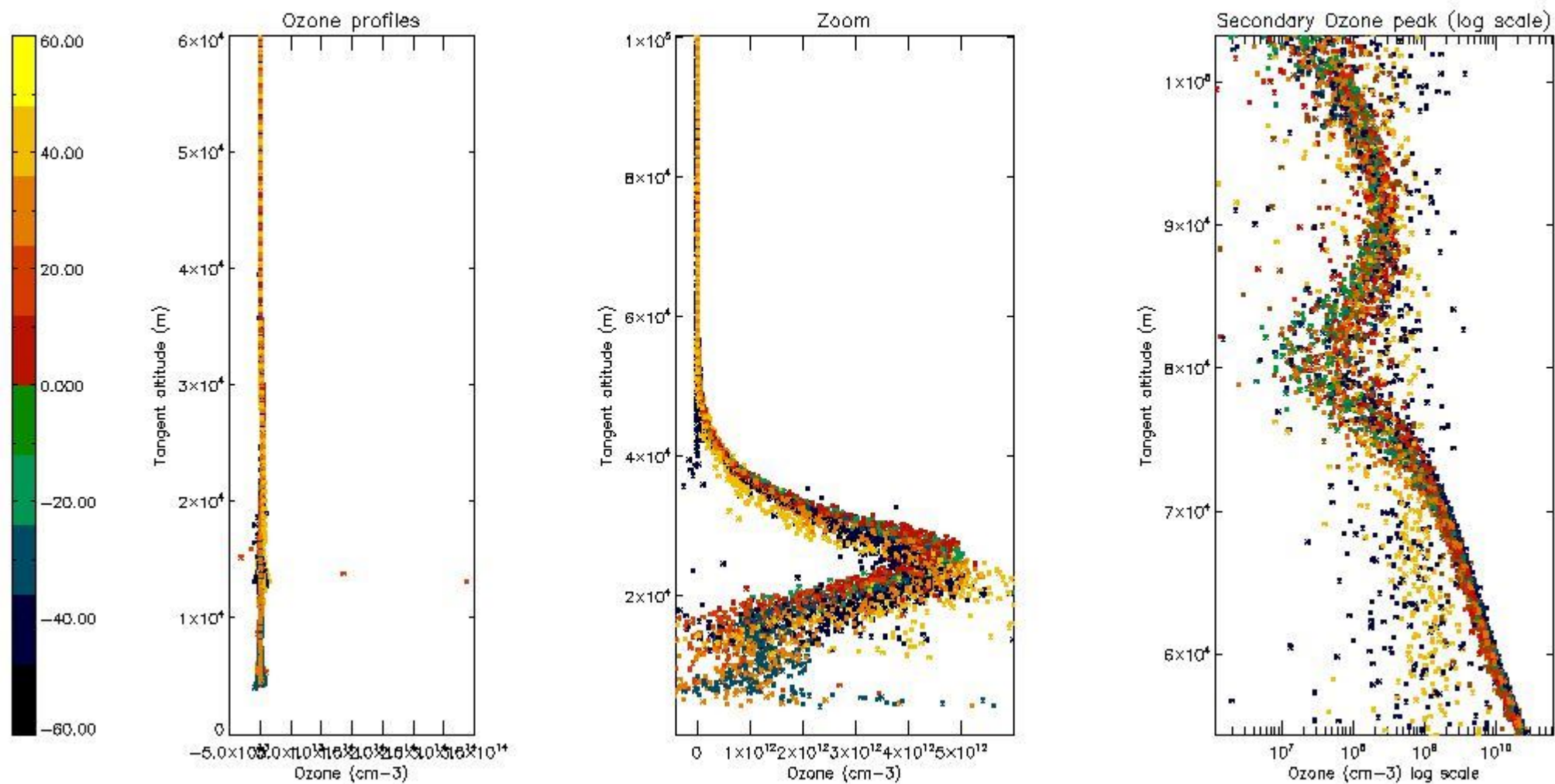
So, the table below shows the percentage of dark limb and valid observations for each criteria with respect to the overall valid daily observations.

Criteria	% of total production
All STD	32
STD < 20	17

STD < 10	13
STD < 5	8

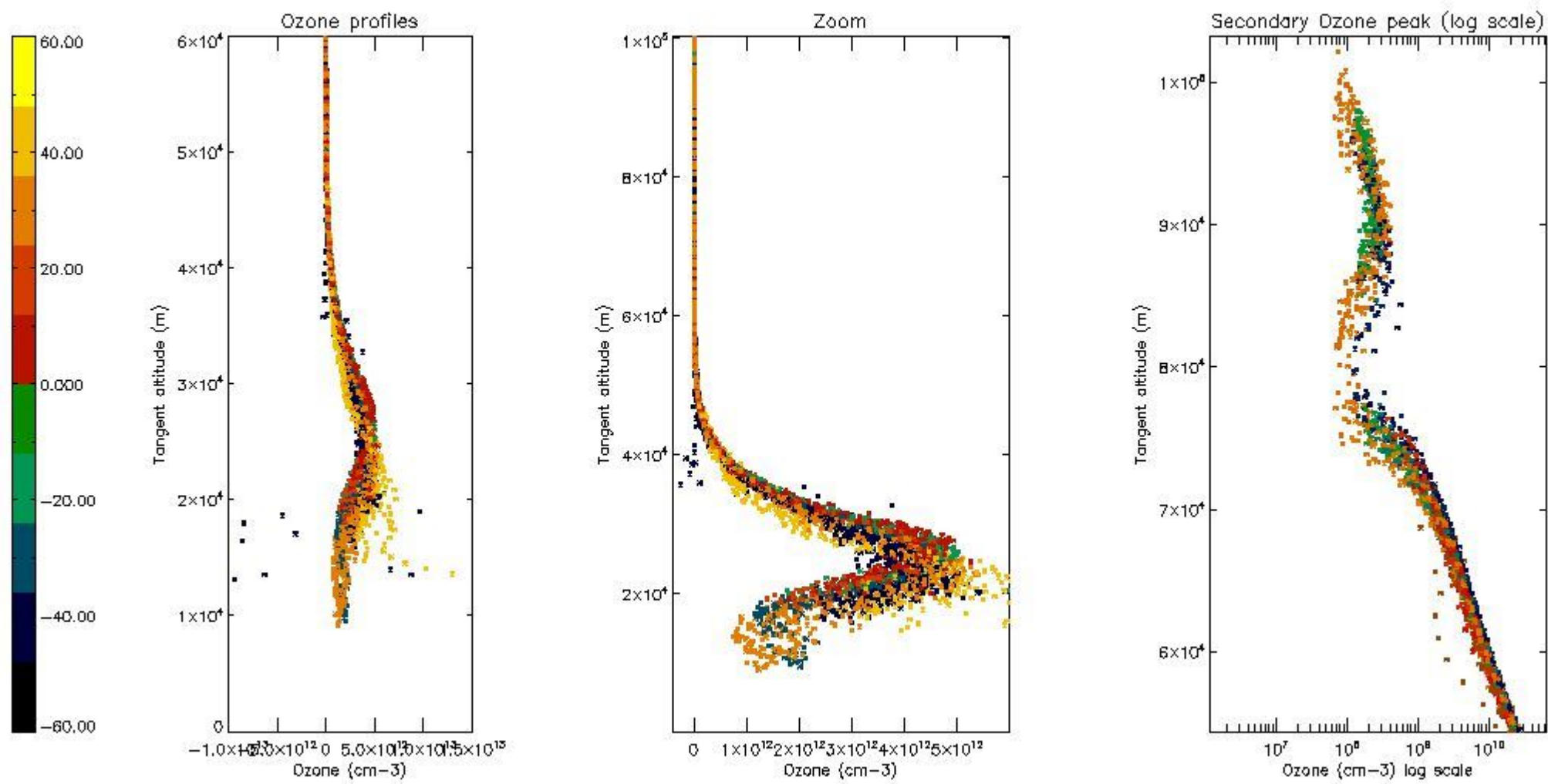
5.2 Plot ozone profiles for all STD (dark without errors)

The colorbar represents the latitude.



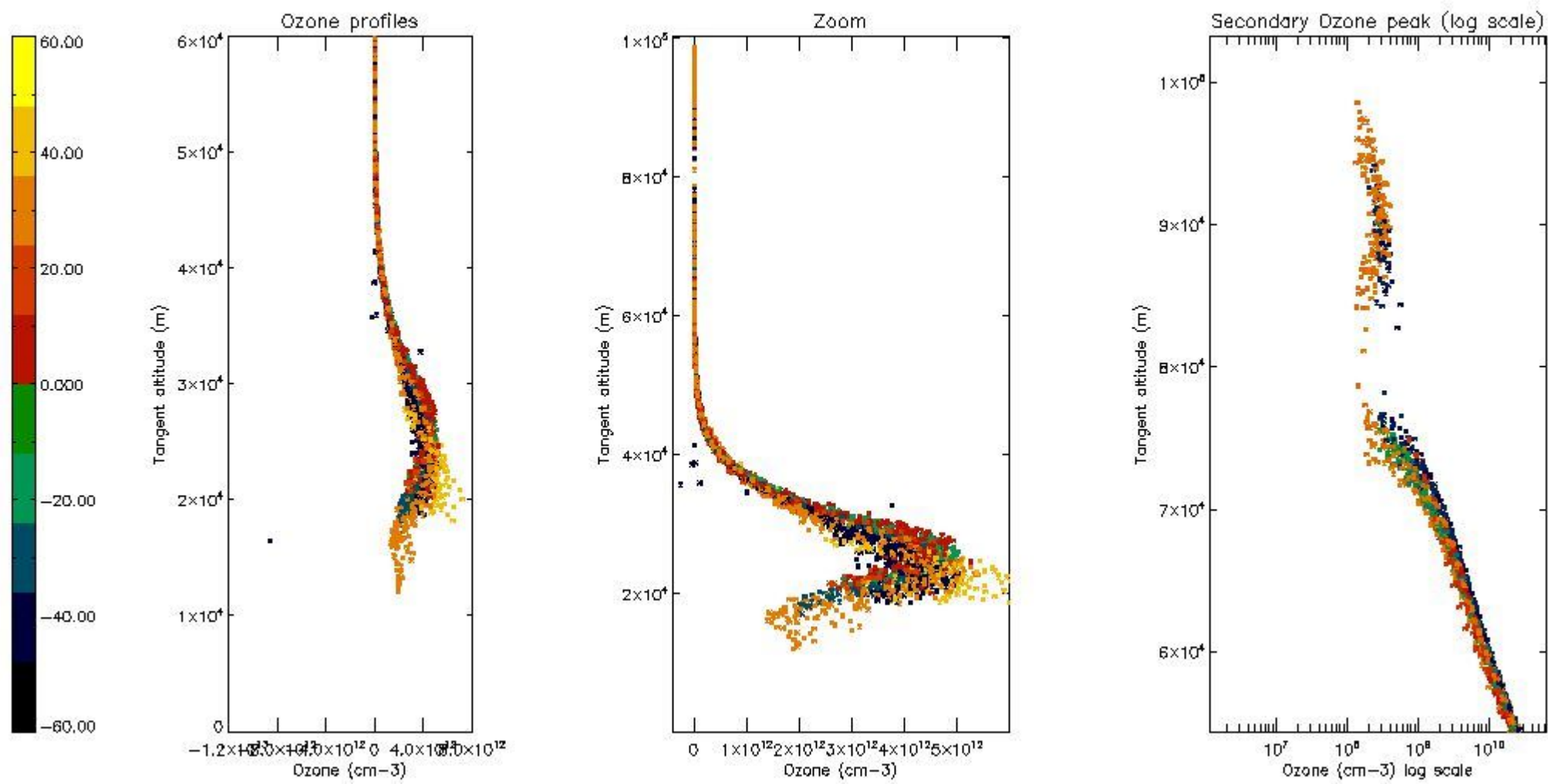
5.3 Plot ozone profiles where STD < 20% (dark without errors)

The colorbar represents the latitude.



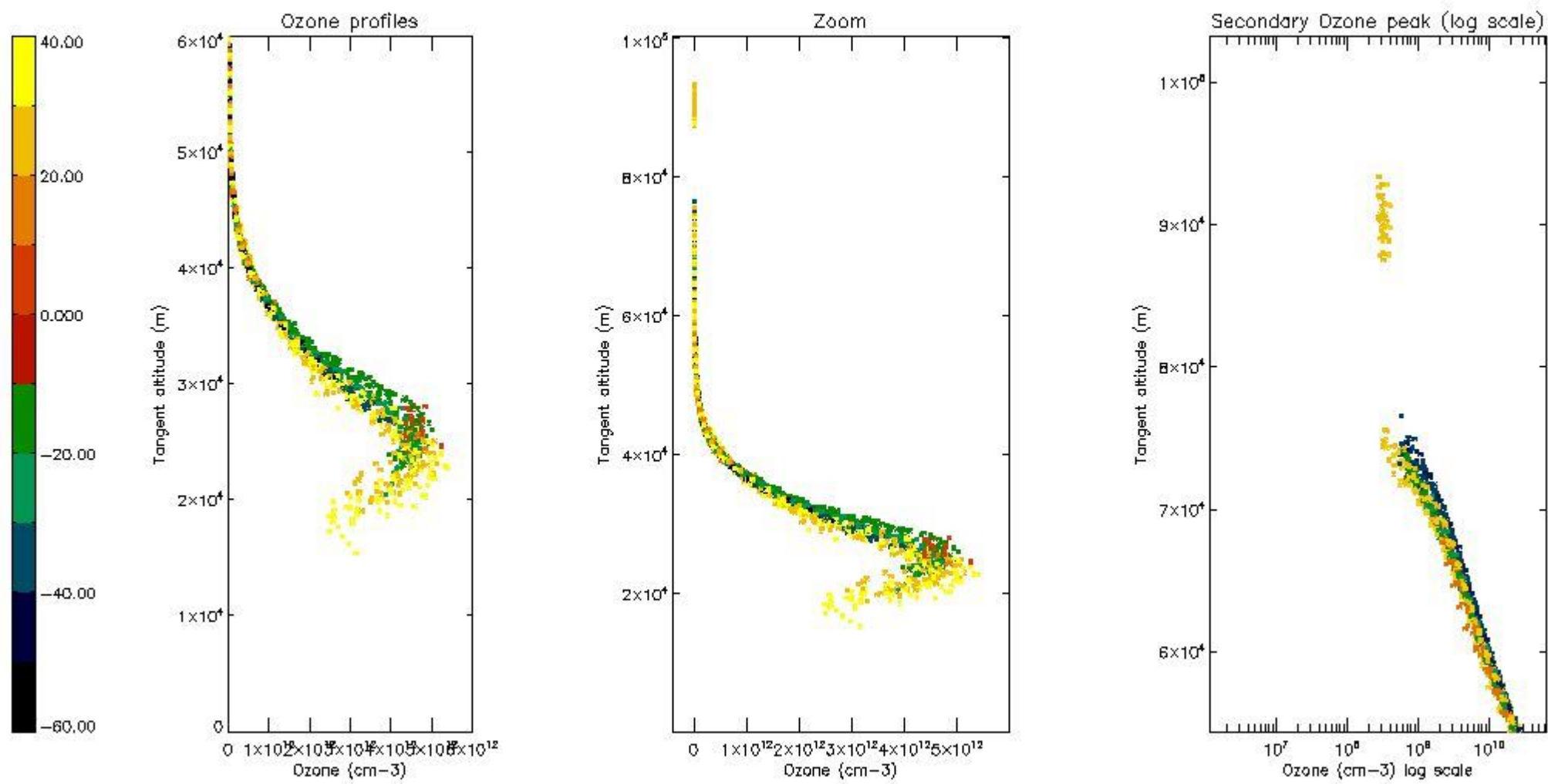
5.4 Plot ozone profiles where STD < 10% (dark without errors)

The colorbar represents the latitude.



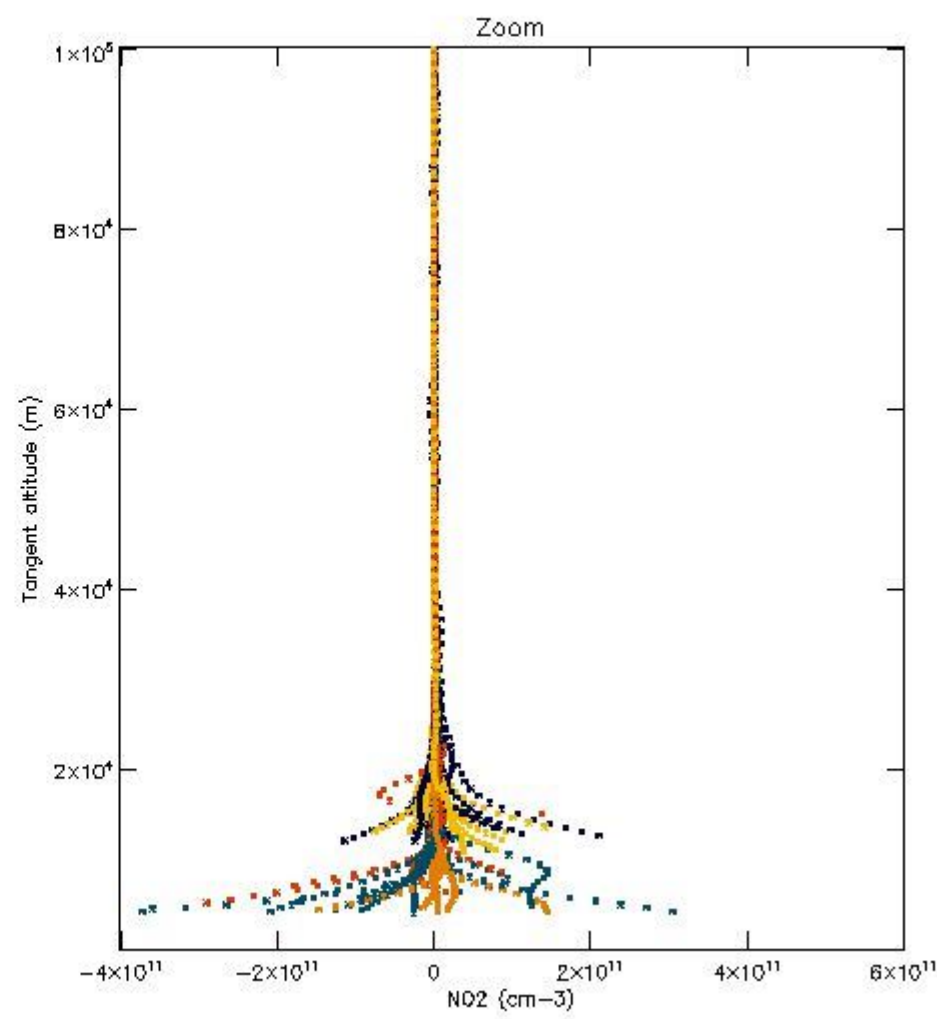
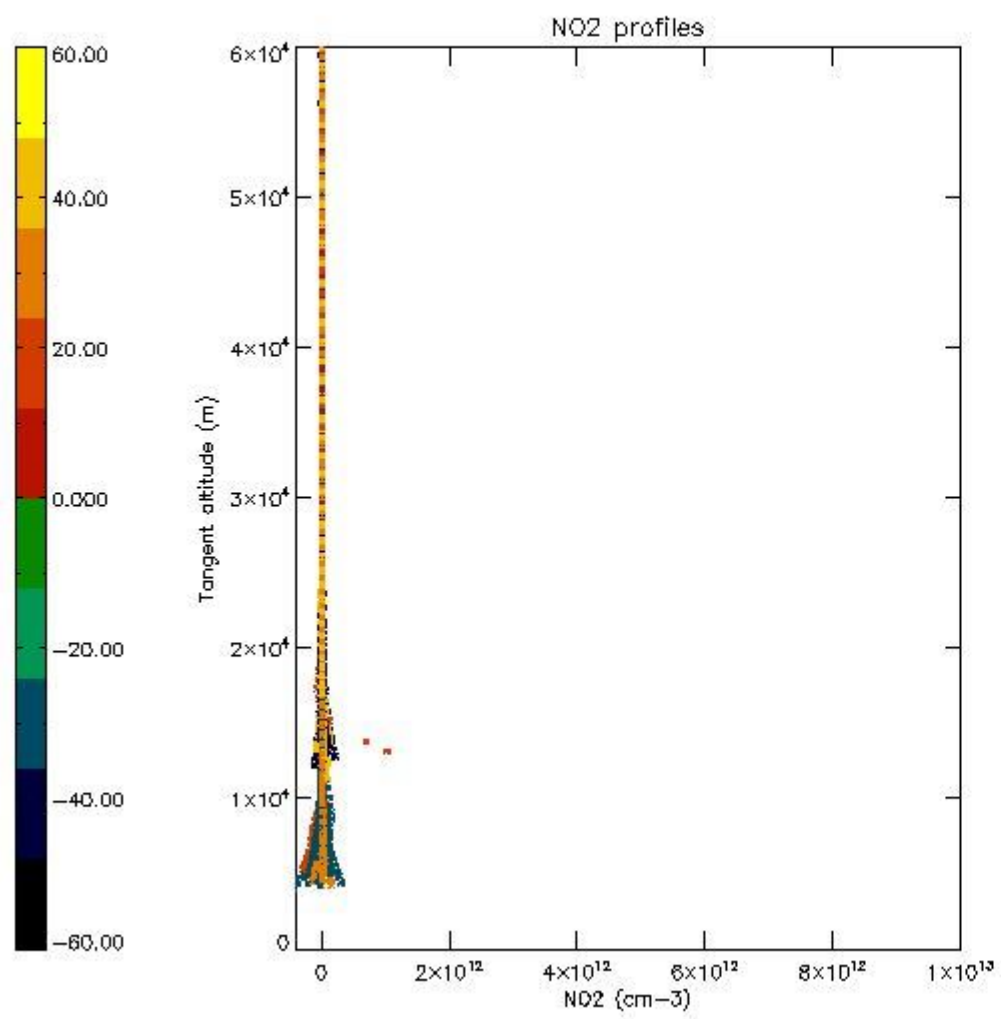
5.5 Plot ozone profiles where STD < 5% (dark without errors)

The colorbar represents the latitude.



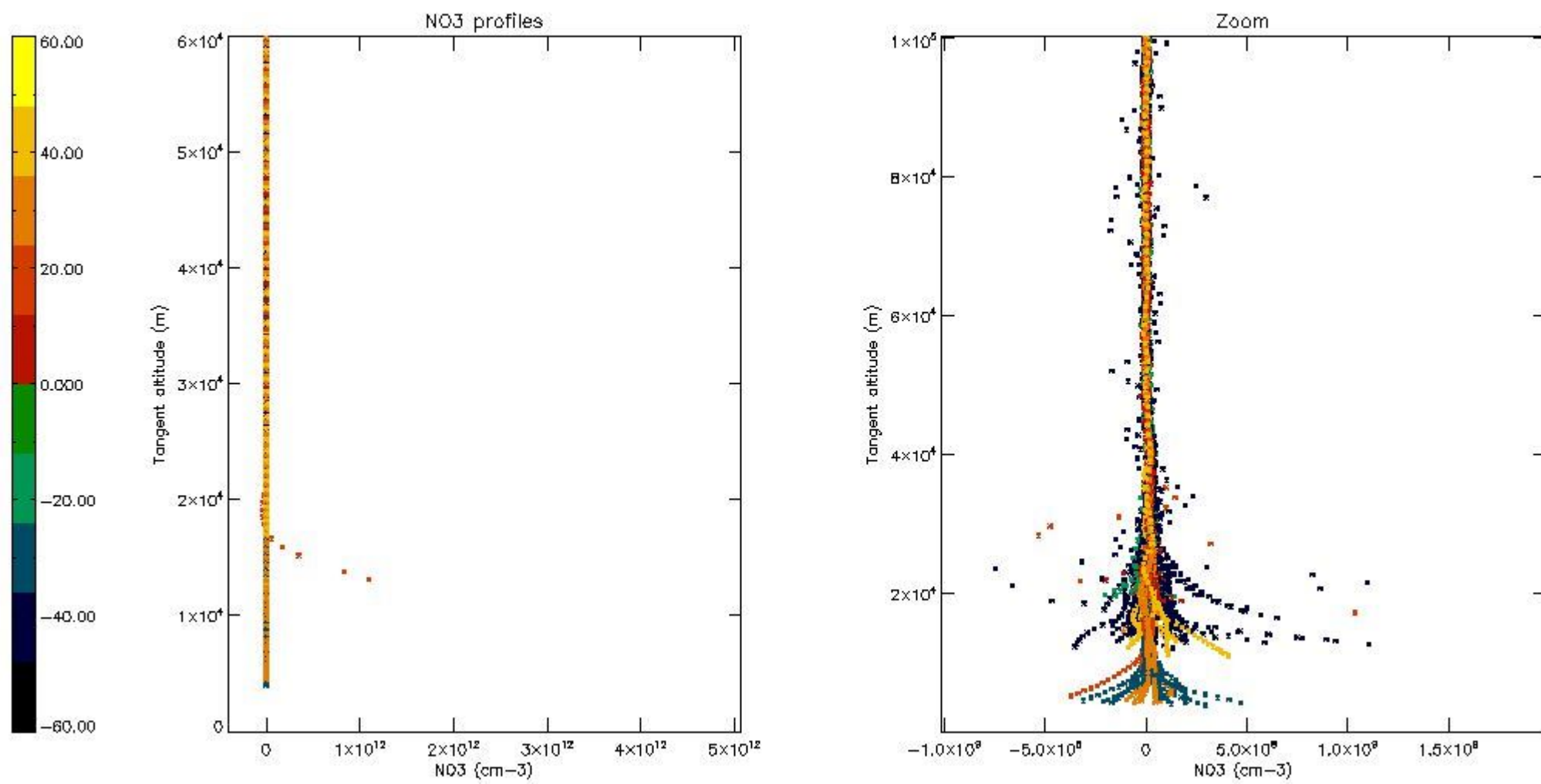
5.6 Plot NO₂ profiles for all STD (dark without errors)

The colorbar represents the latitude.



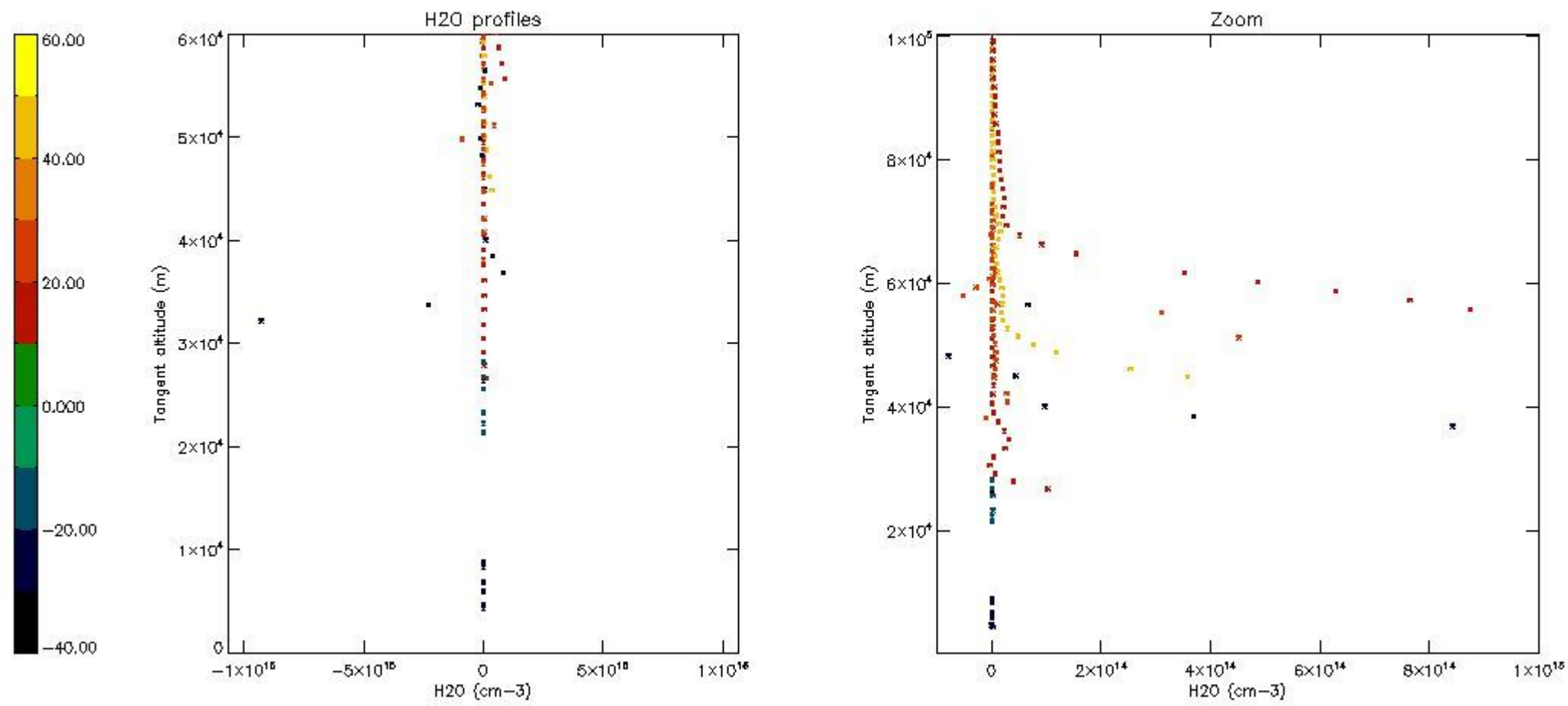
5.7 Plot NO3 profiles for all STD (dark without errors)

The colorbar represents the latitude.



5.8 Plot H₂O profiles for all STD (only for occultations of stars 1,2,3,4,13,14,16,26,63 dark without errors)

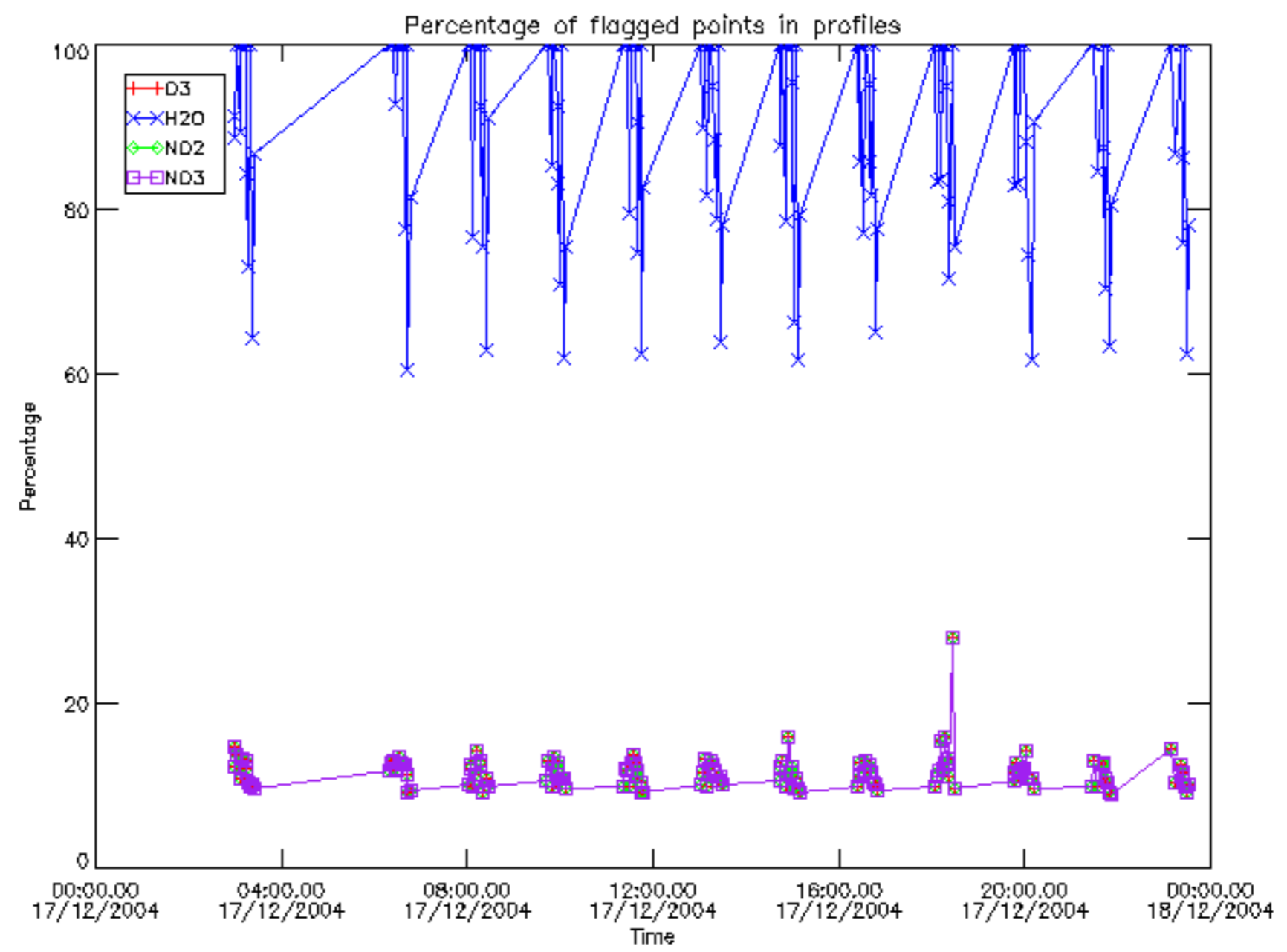
The colorbar represents the latitude.



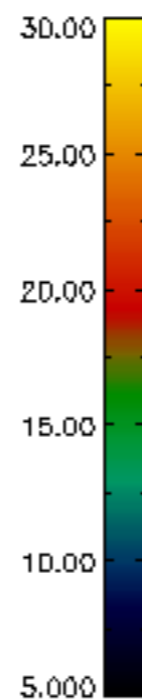
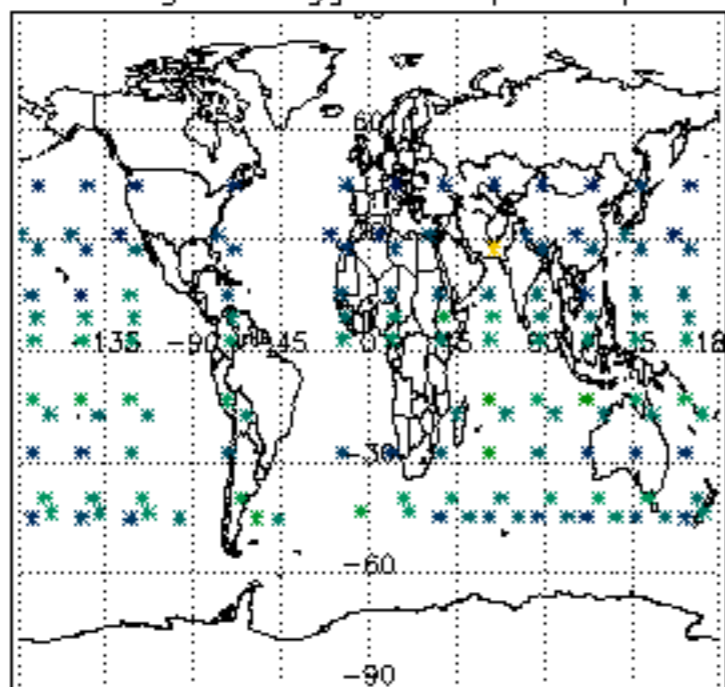
6. Auxiliary Data Files used for the production reported in section 2

The number reported in the third column indicates since which file (see list in section 2) the corresponding auxiliary file has been used. The fourth column is the date of those product files.

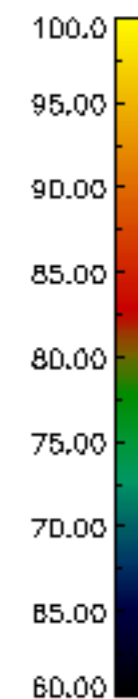
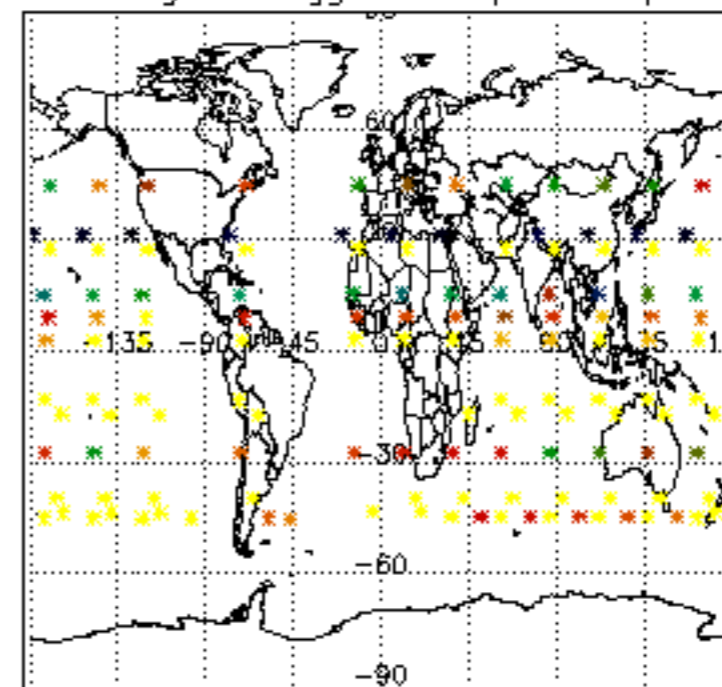
Type	Auxiliary Filename	Used since product	Used since product date
INST_PHYS_CHARACTERISTICS	GOM_INS_AXVIEC20091111_143220_20030716_120000_20500101_000000	1	17-DEC-2004 02:38:51
LEVEL-2_PROC_CONFIG	GOM_PR2_AXVIEC20091111_152718_20020301_000000_20500101_000000	1	17-DEC-2004 02:38:51
CROSS_SECTIONS_FILE	GOM_CR2_AXVIEC20091111_154832_20020301_000000_20500101_000000	1	17-DEC-2004 02:38:51



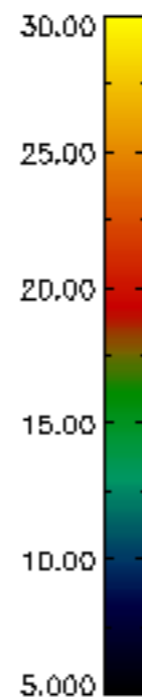
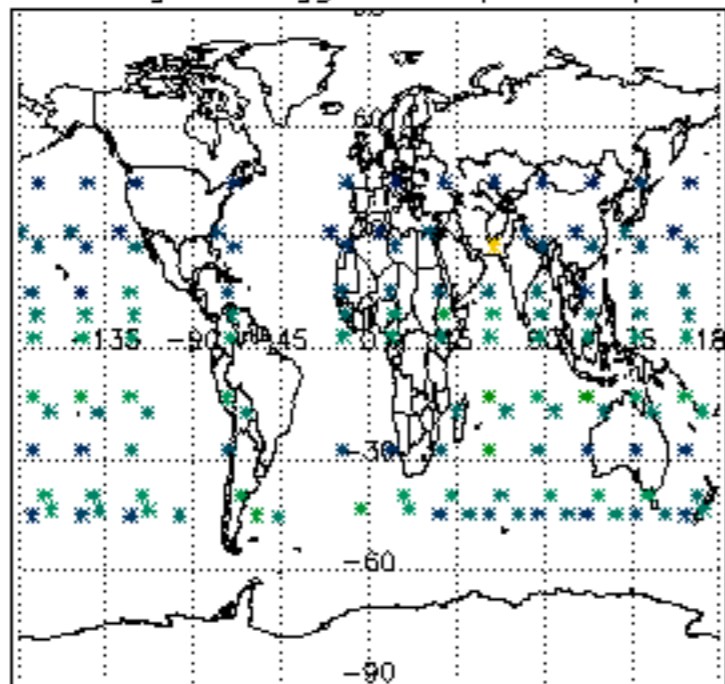
Percentage of flagged data per D3 profile



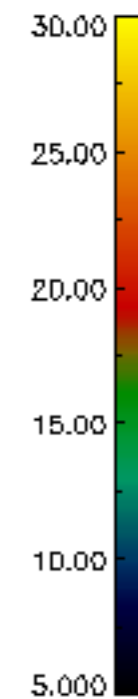
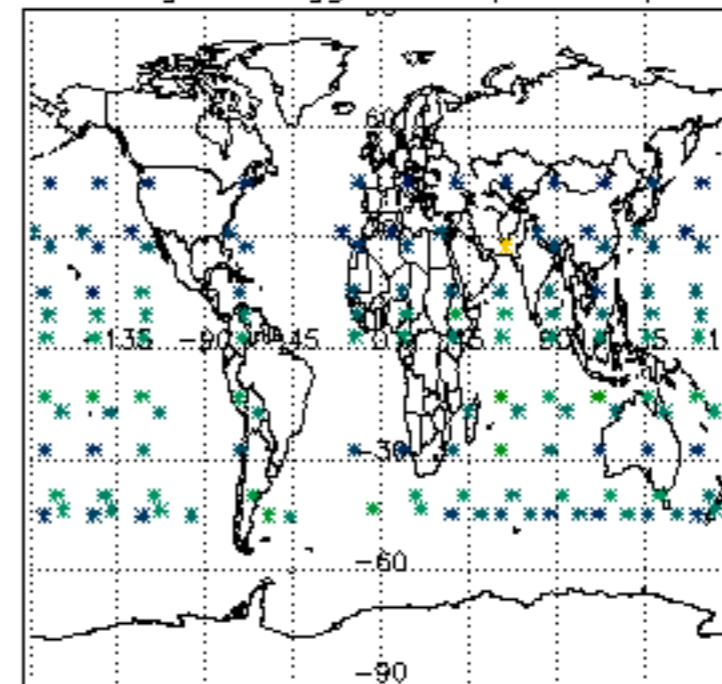
Percentage of flagged data per H2O profile

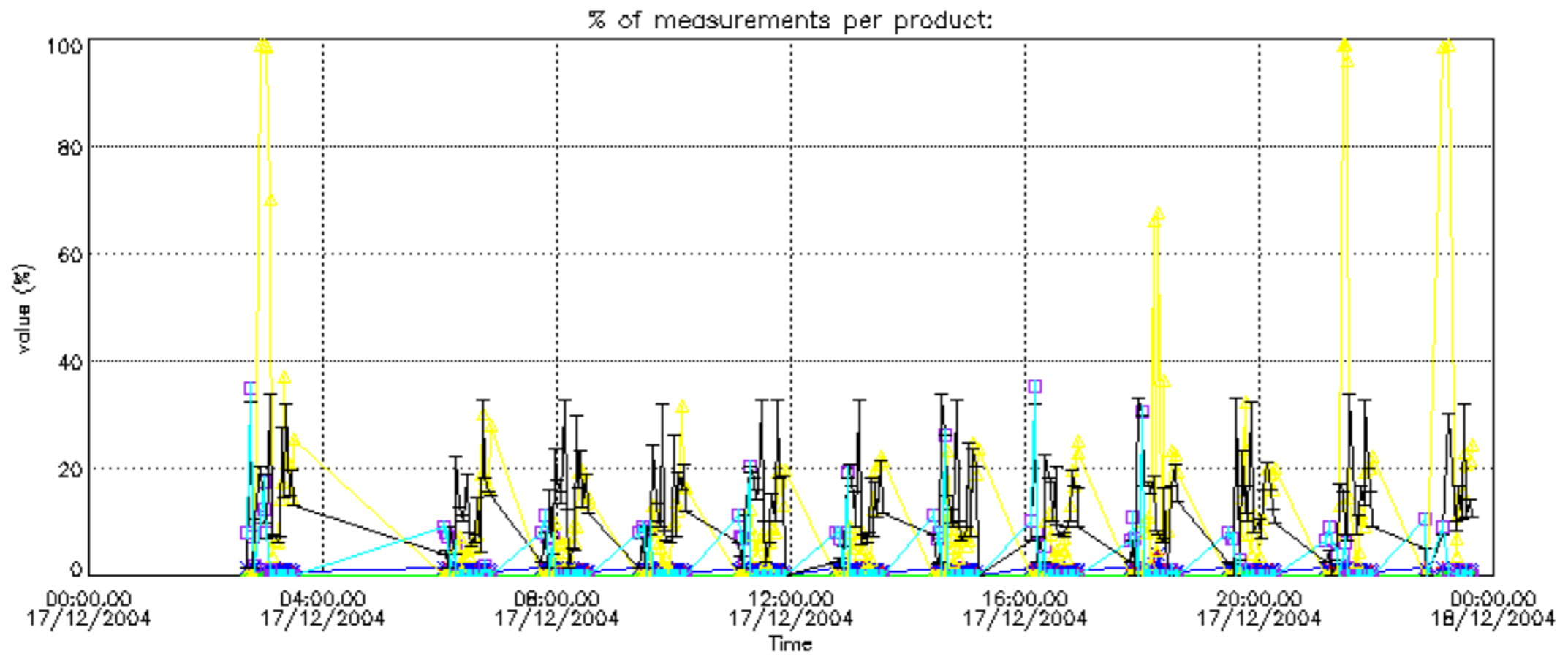


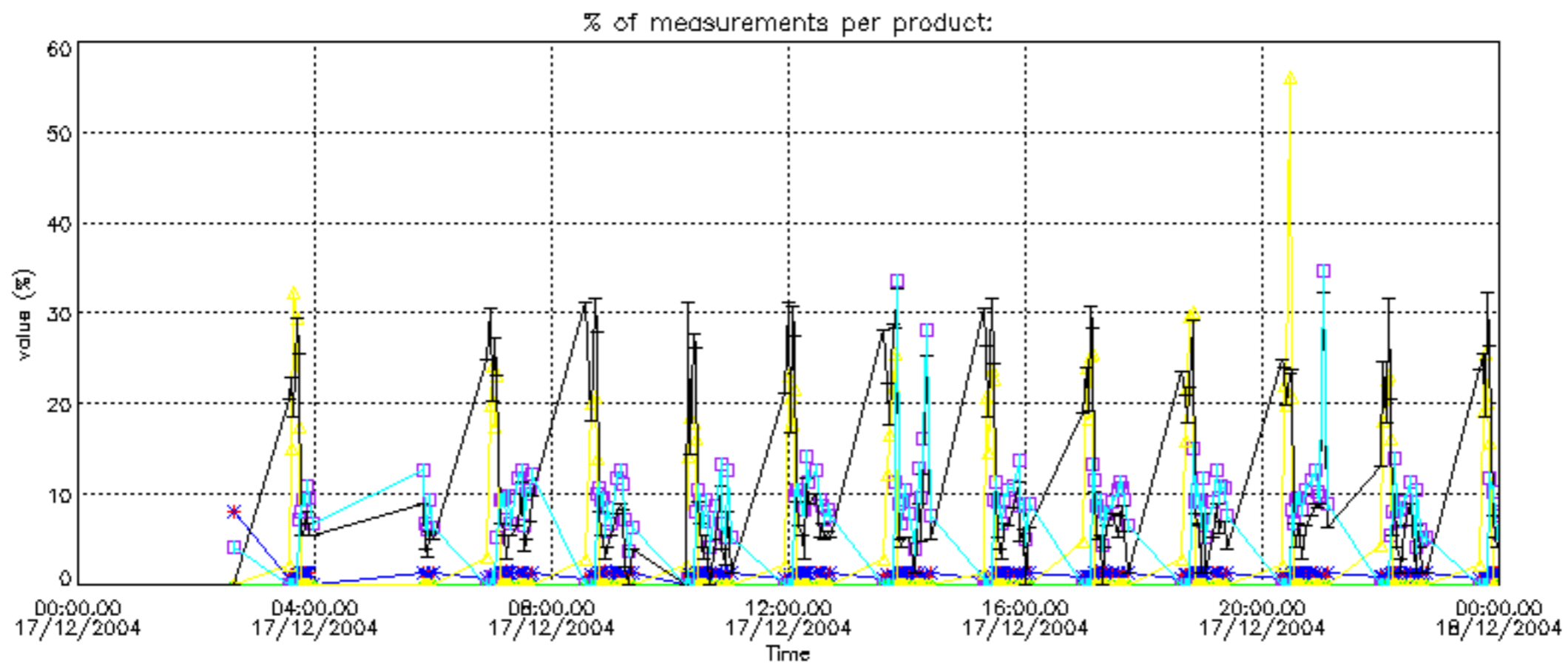
Percentage of flagged data per NO2 profile



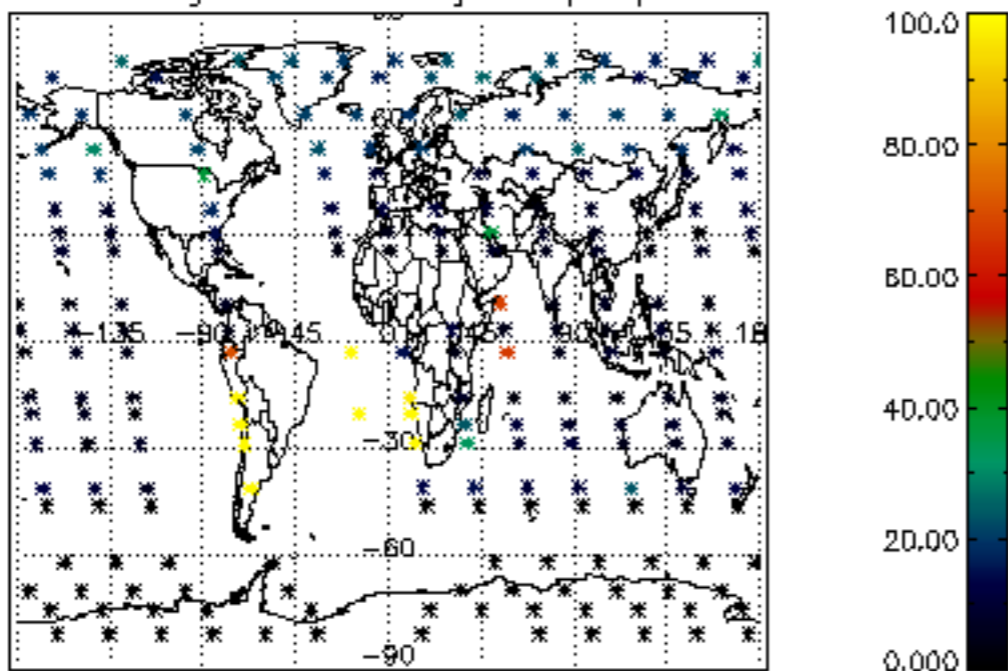
Percentage of flagged data per NO3 profile



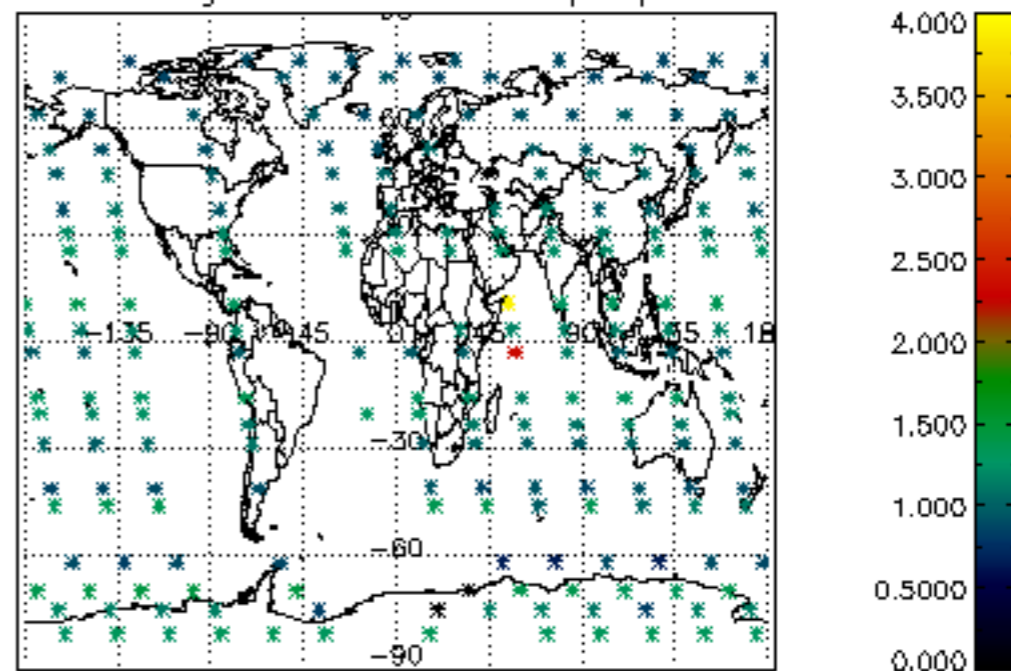




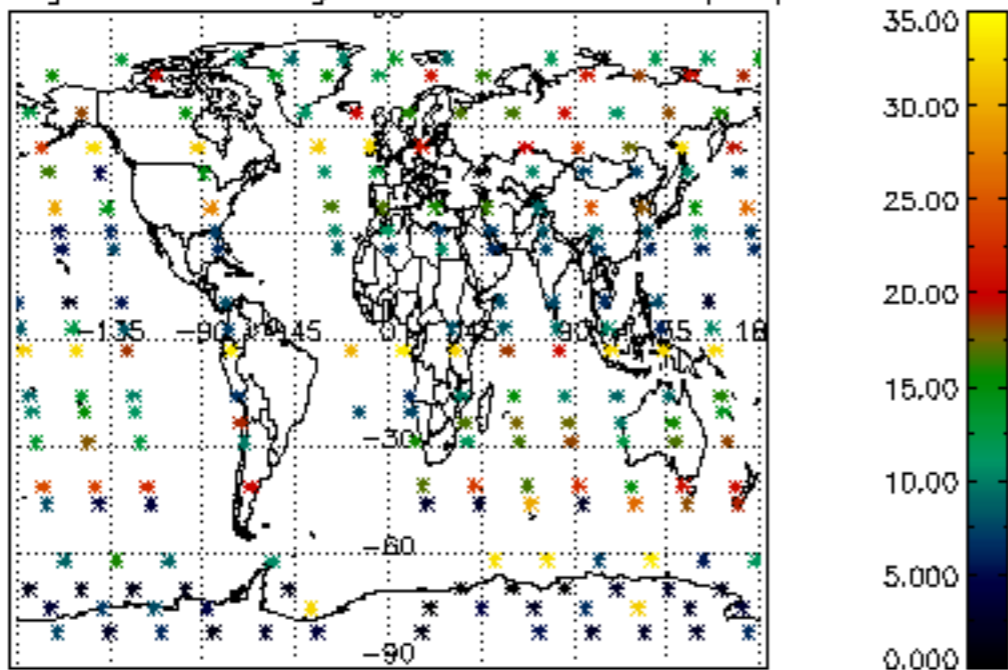
Percentage of cosmic ray hits per profile



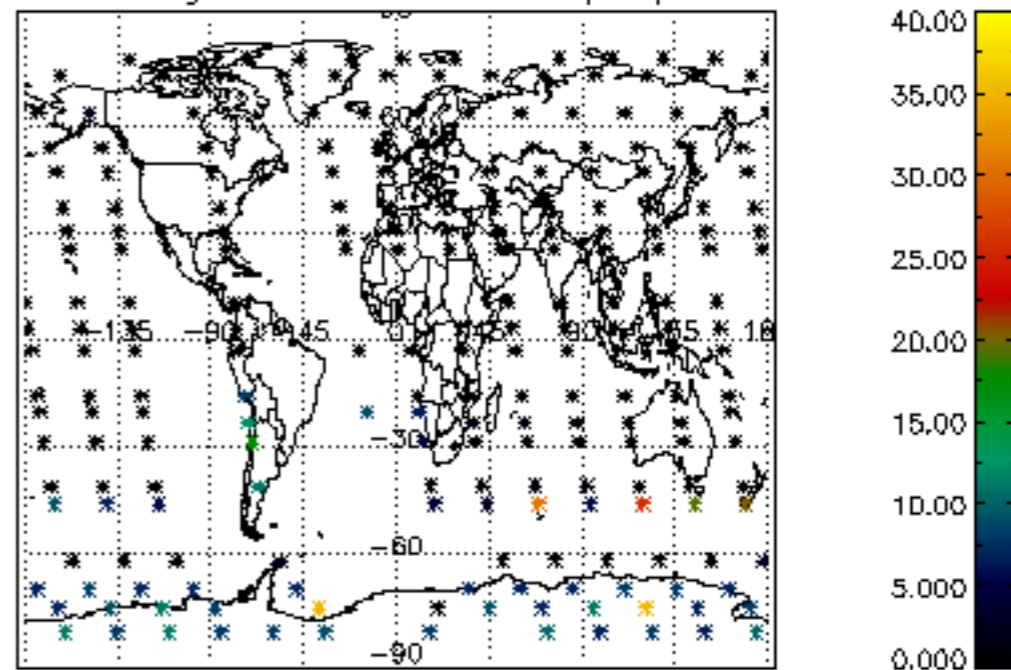
Percentage of datation errors per profile



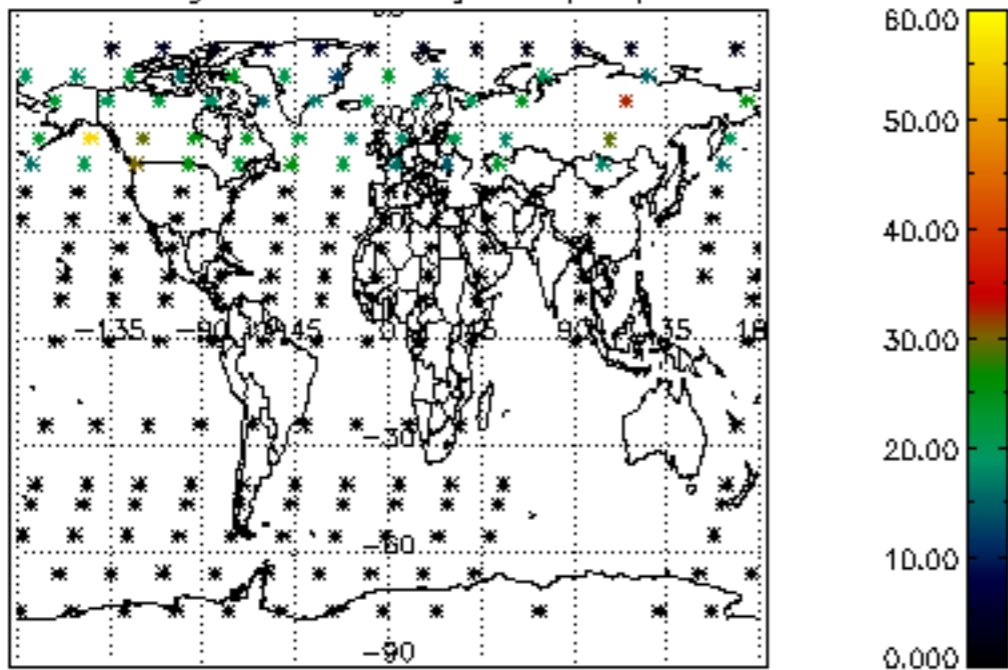
Percentage of star falling outside central band per profile



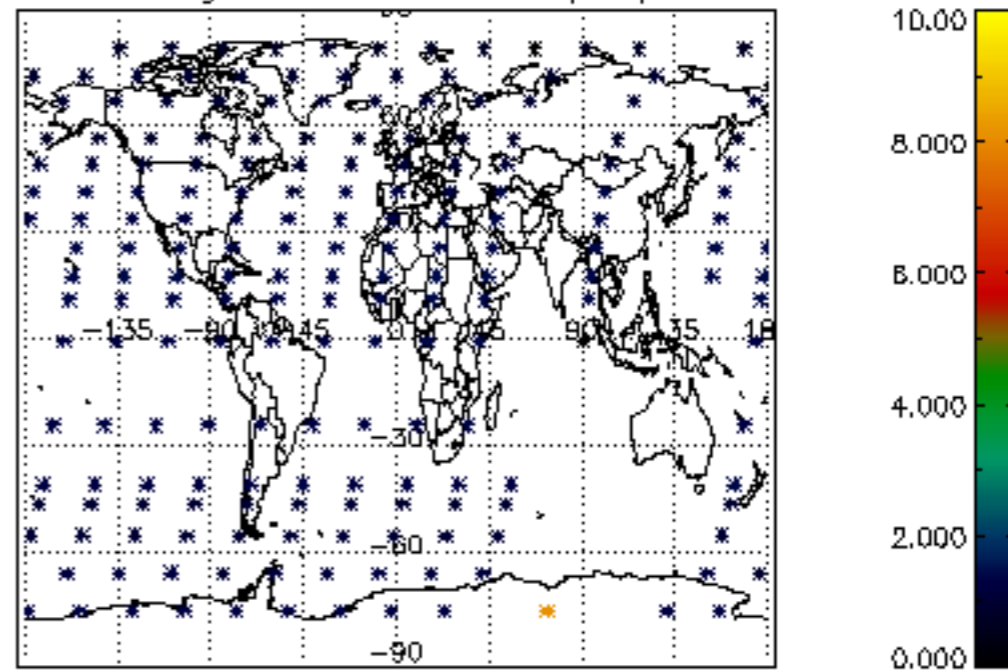
Percentage of saturation errors per profile



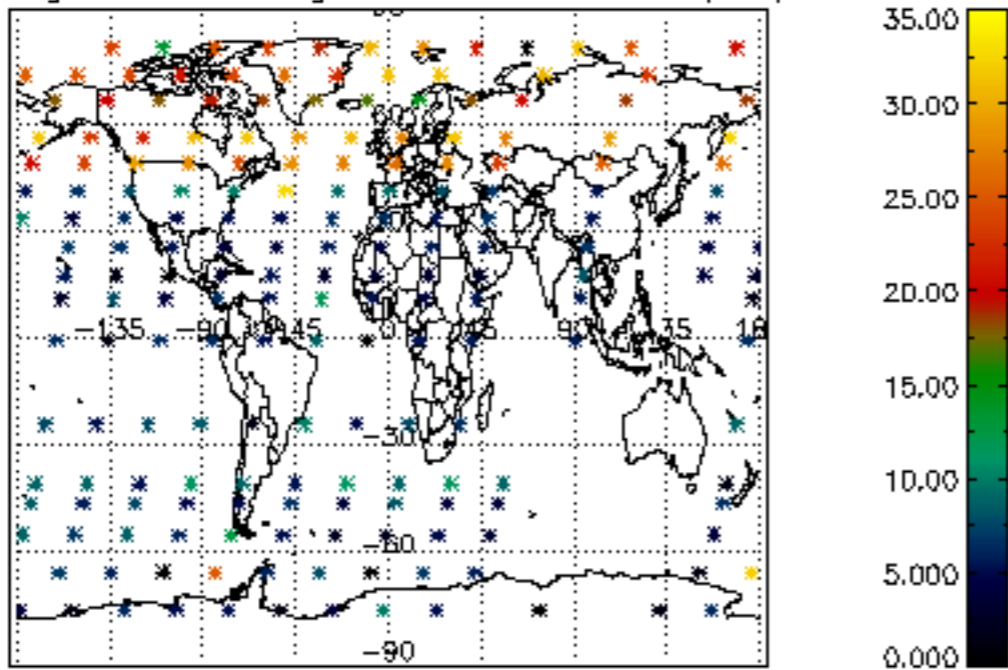
Percentage of cosmic ray hits per profile



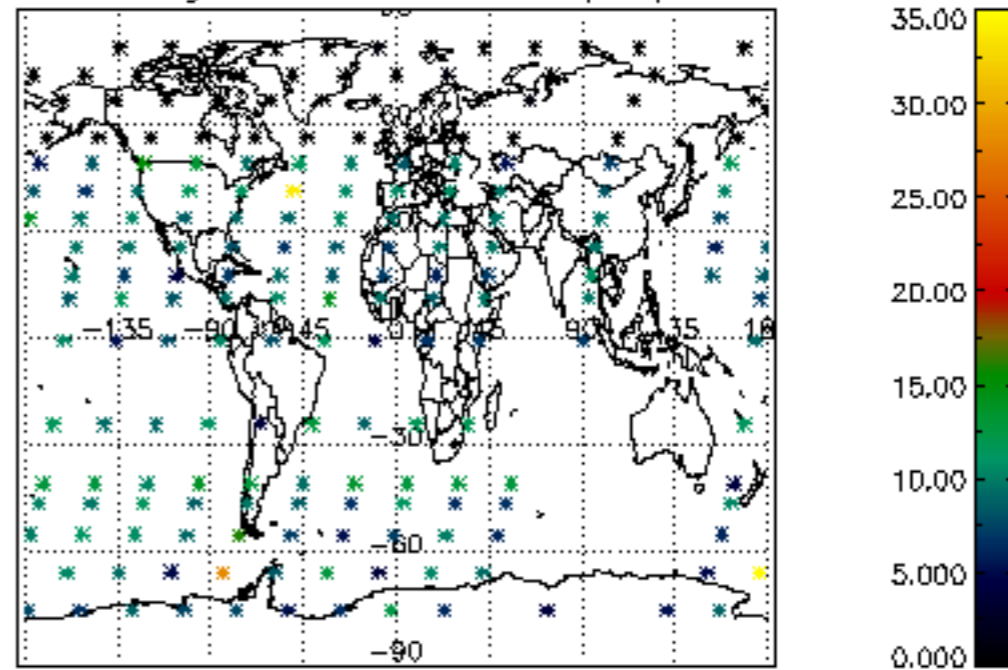
Percentage of datation errors per profile

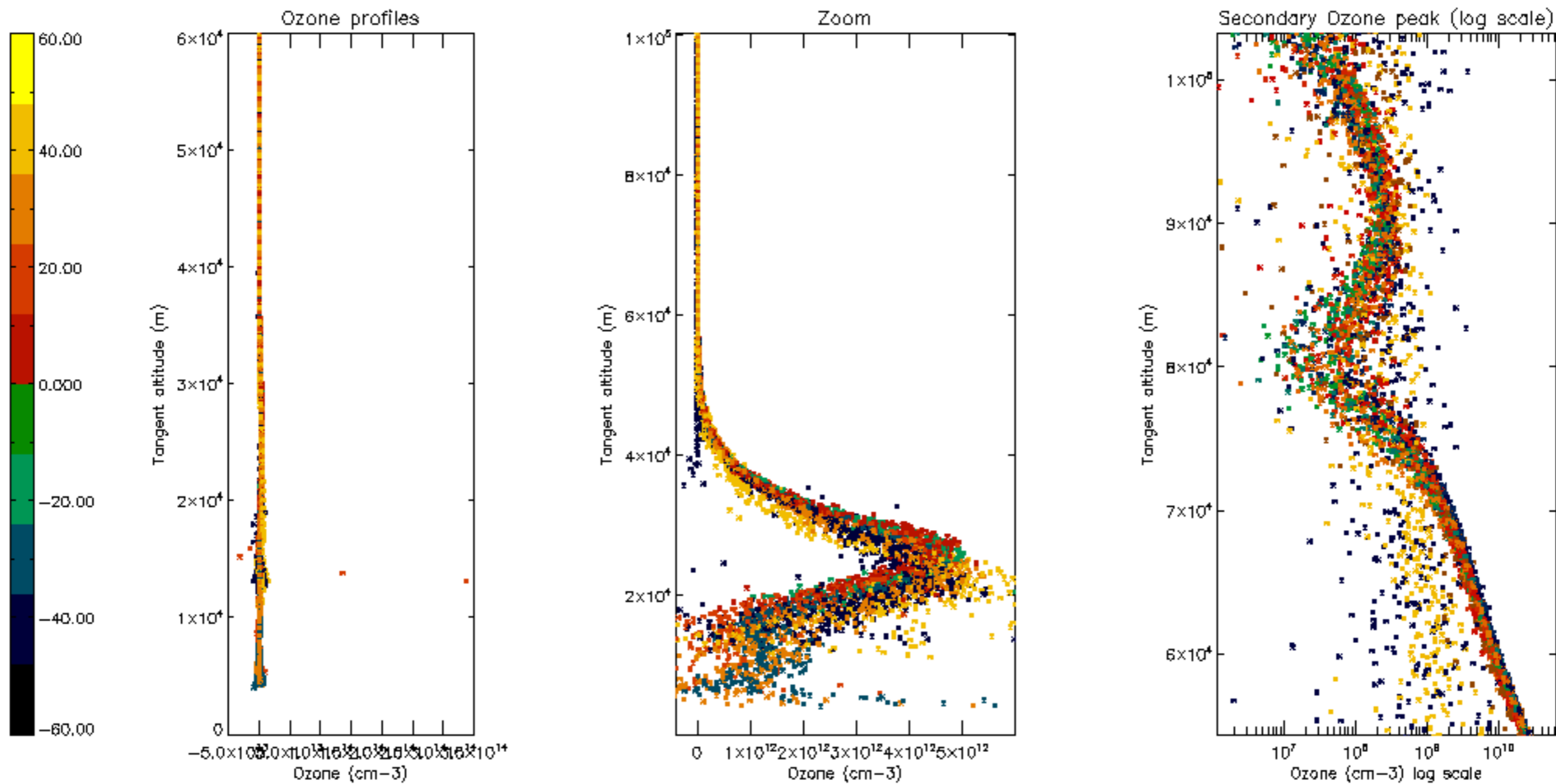


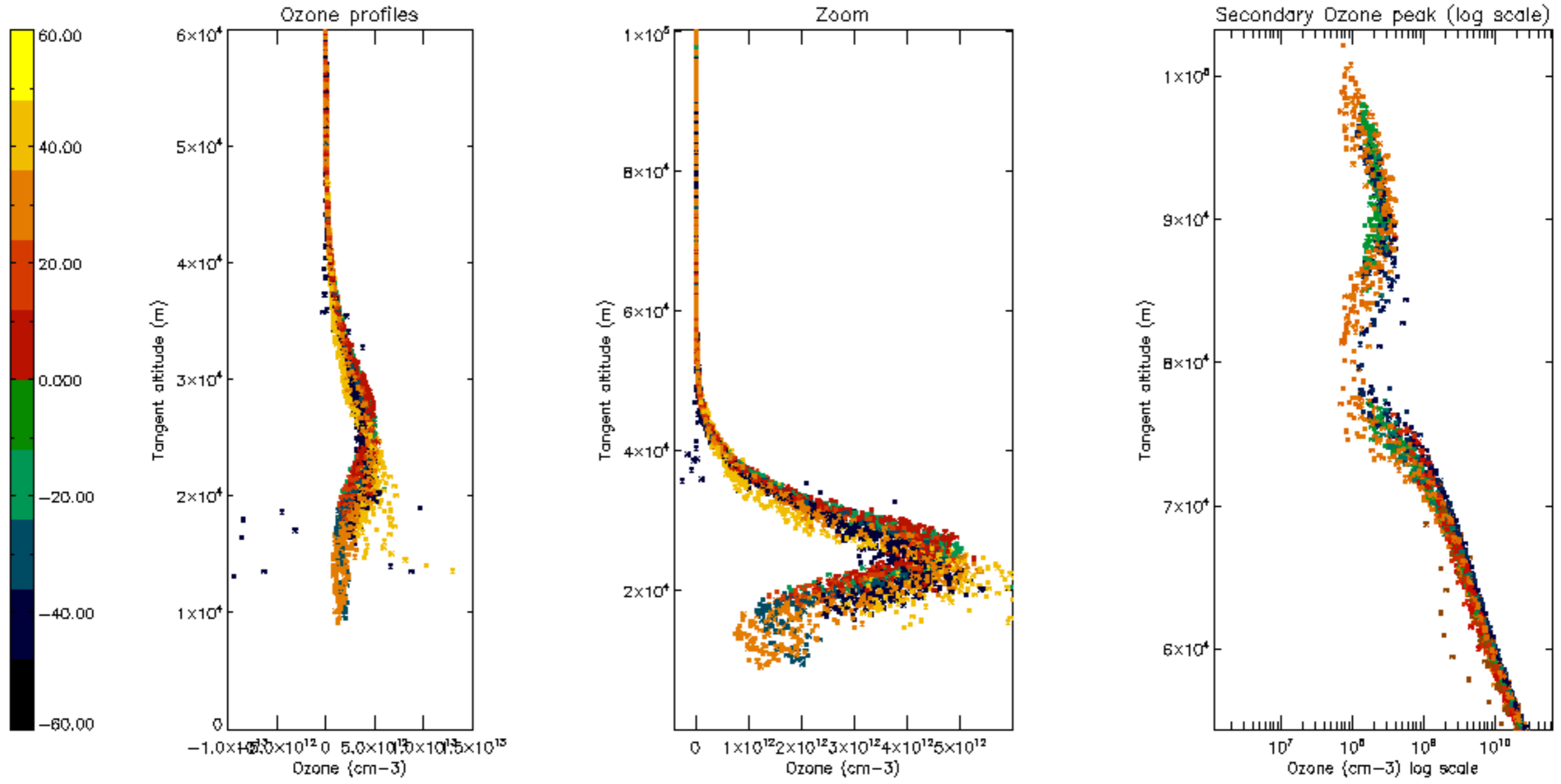
Percentage of star falling outside central band per profile

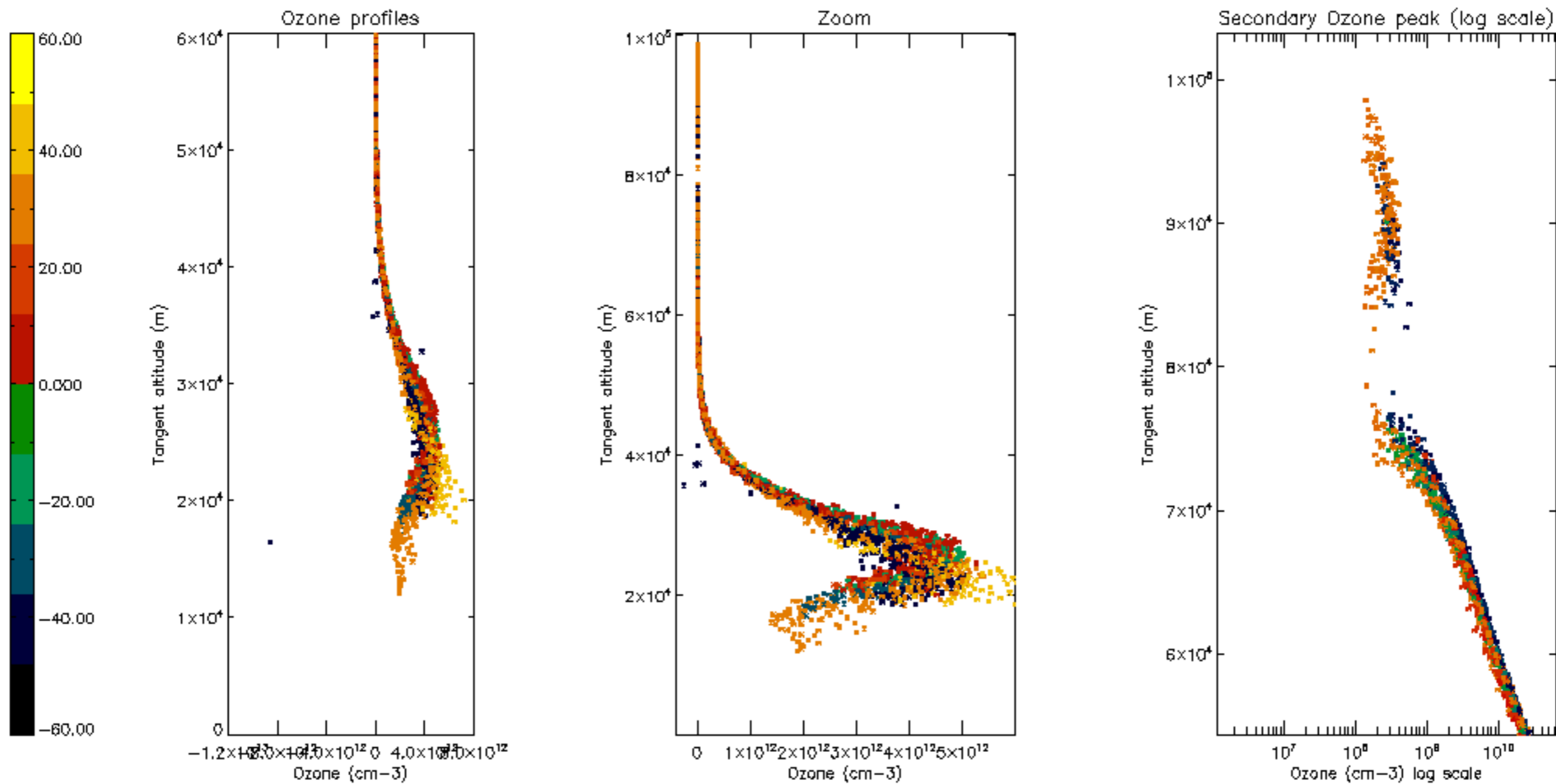


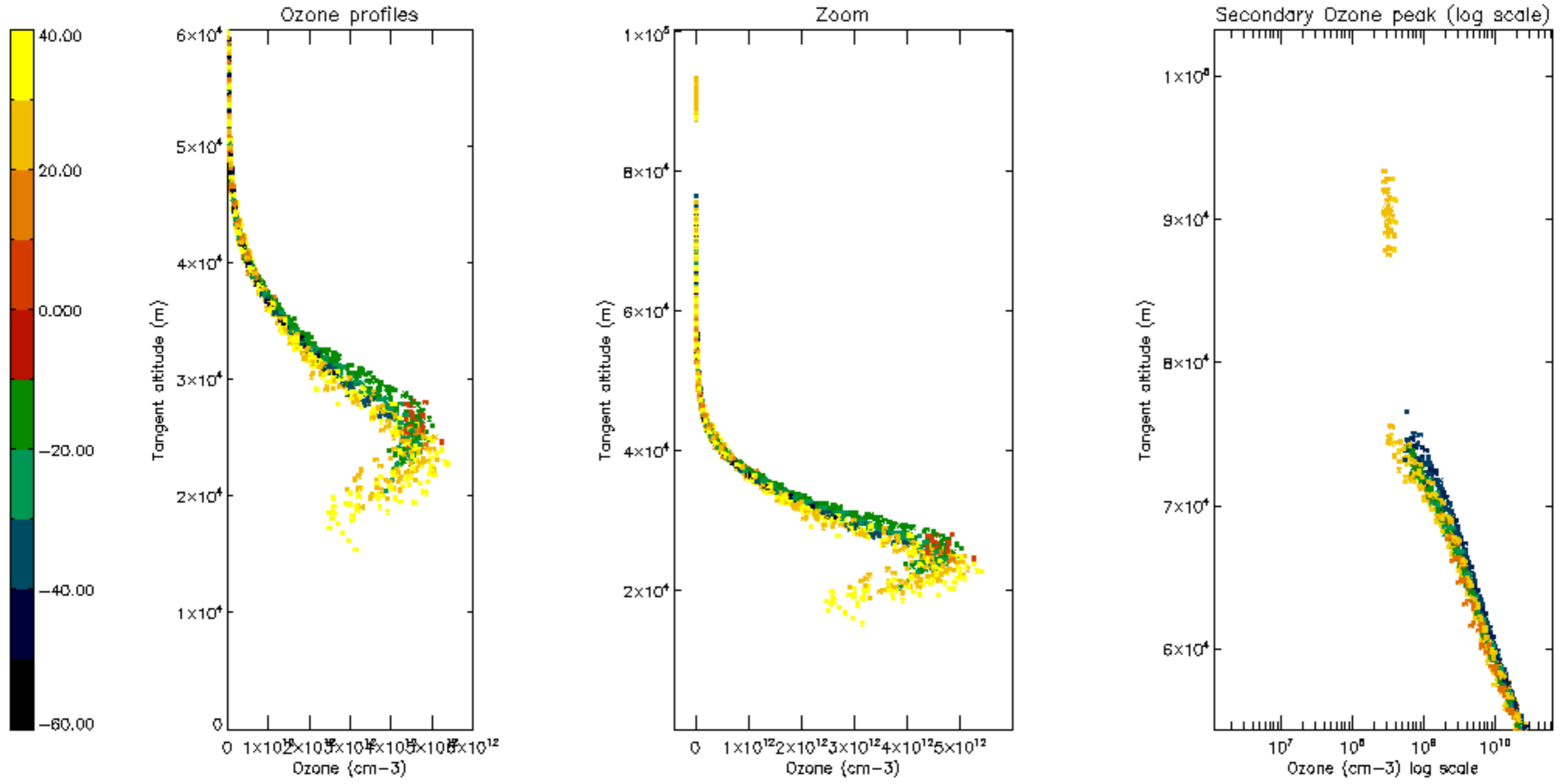
Percentage of saturation errors per profile

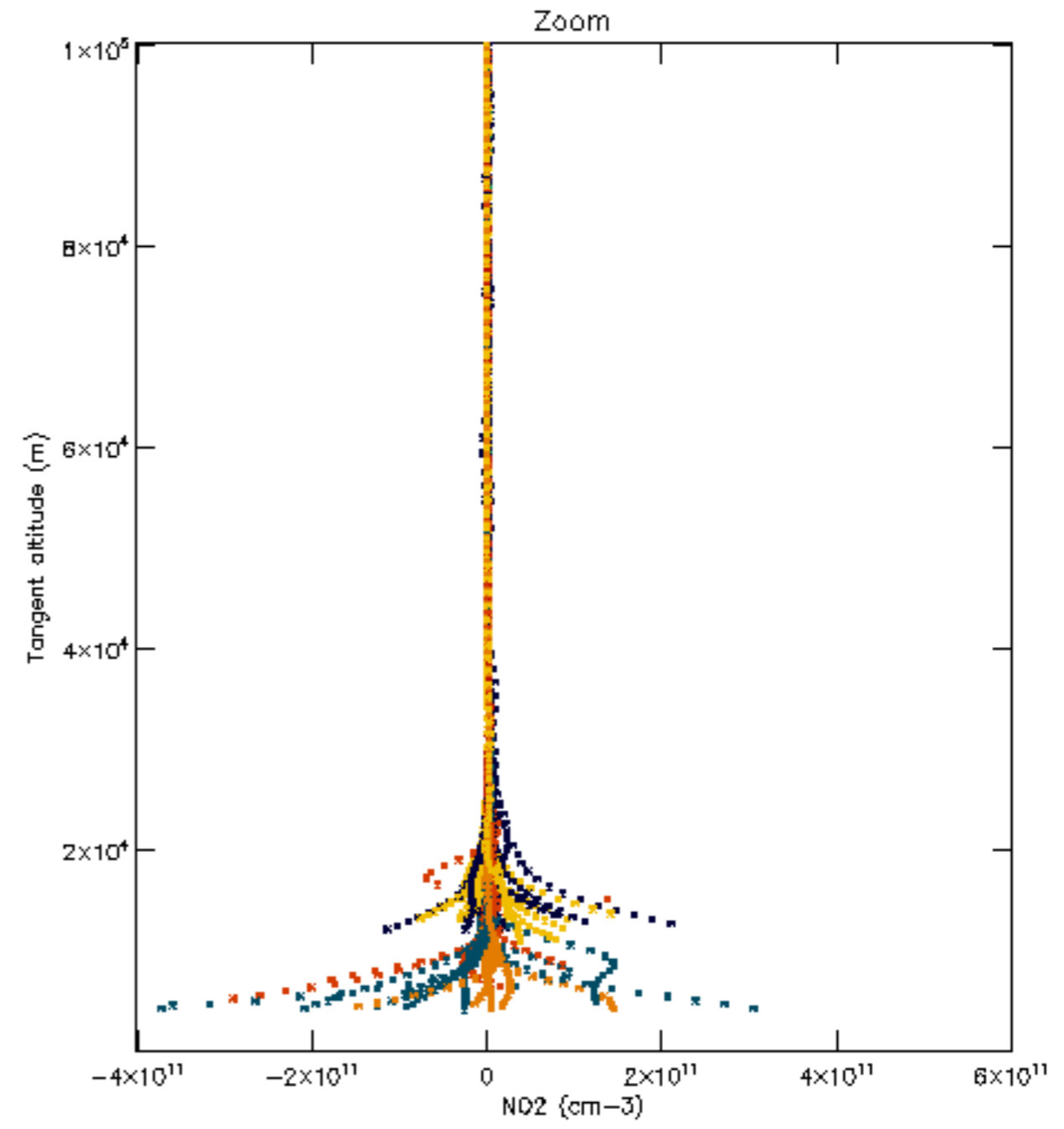
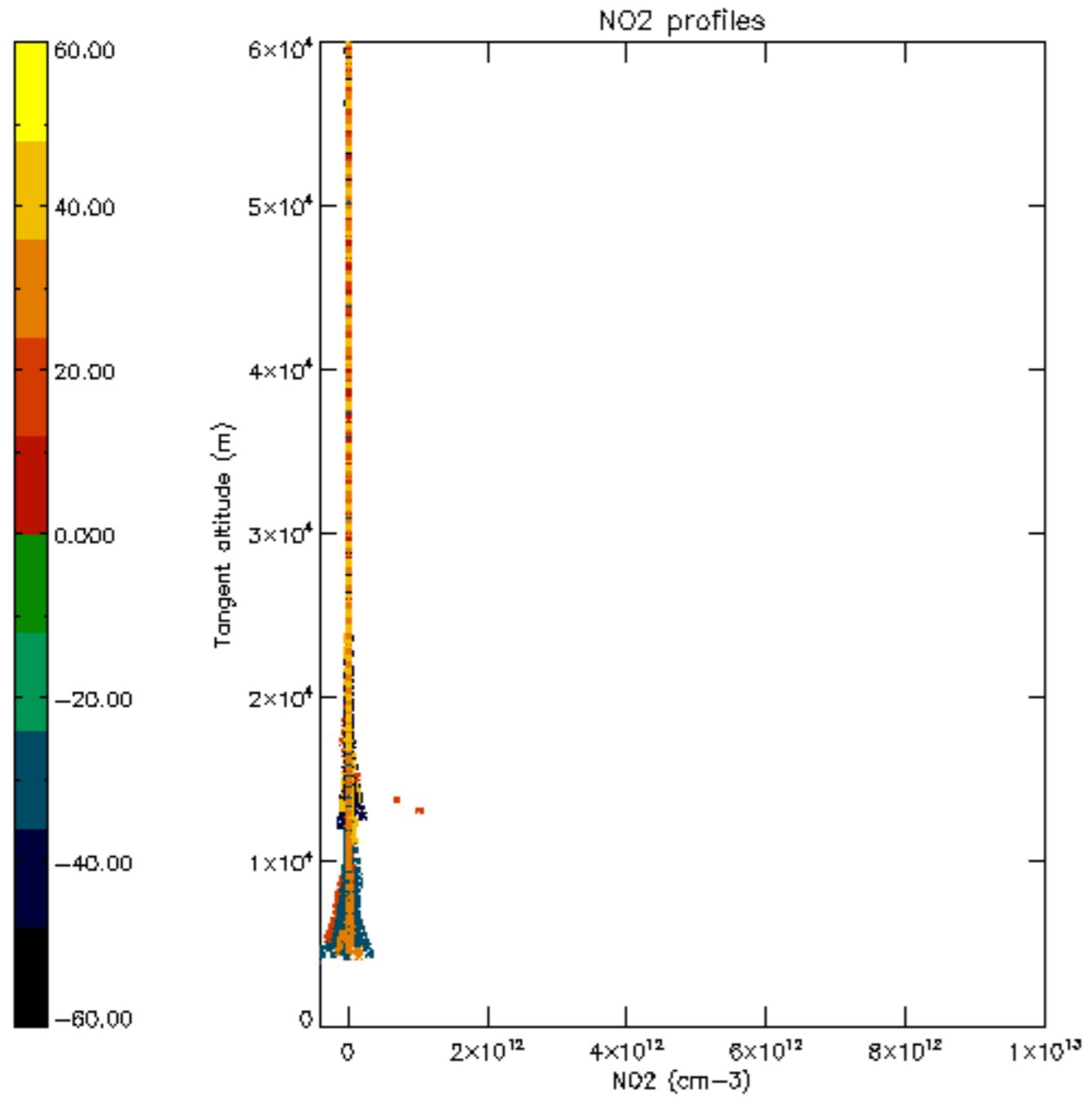


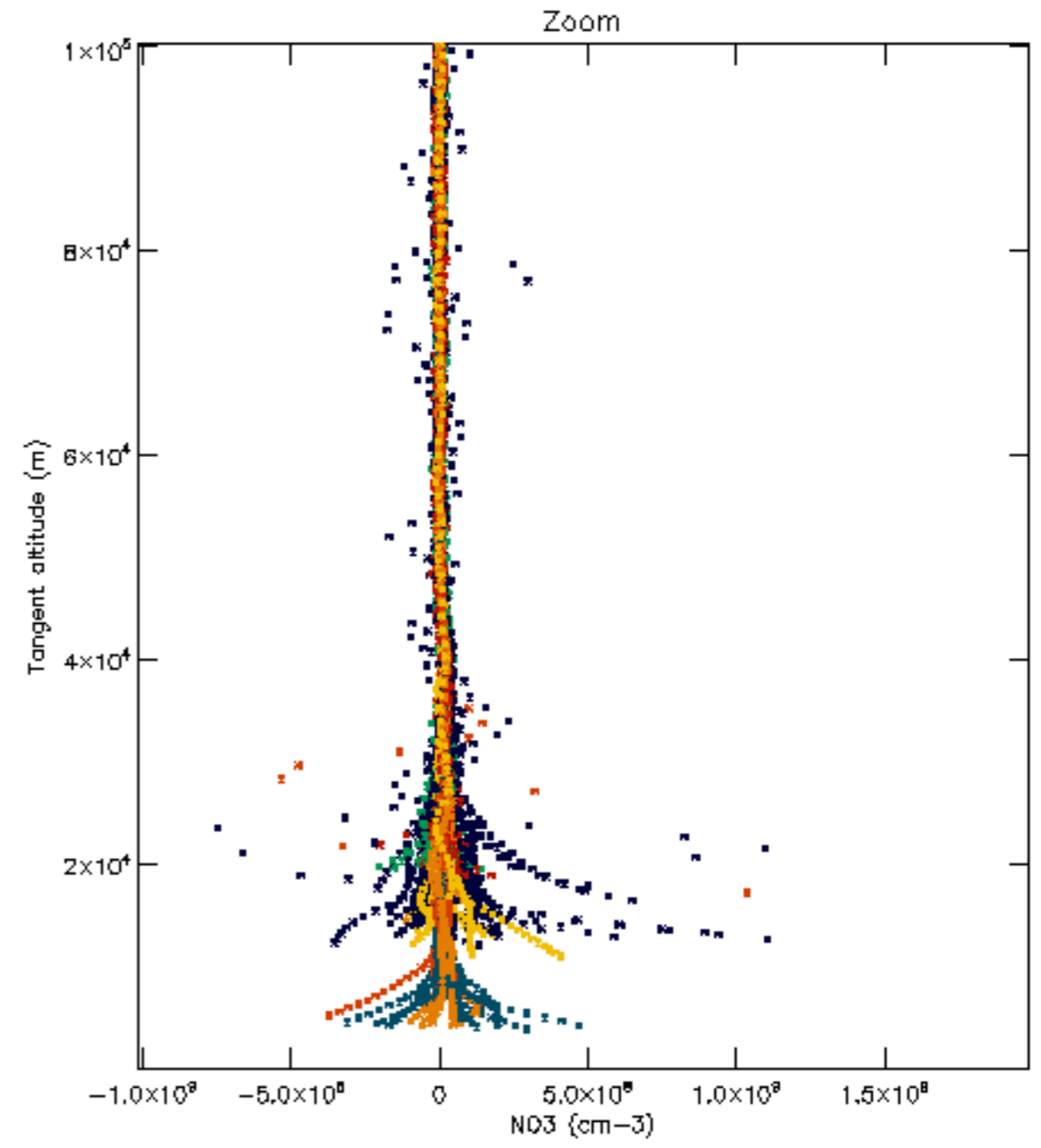
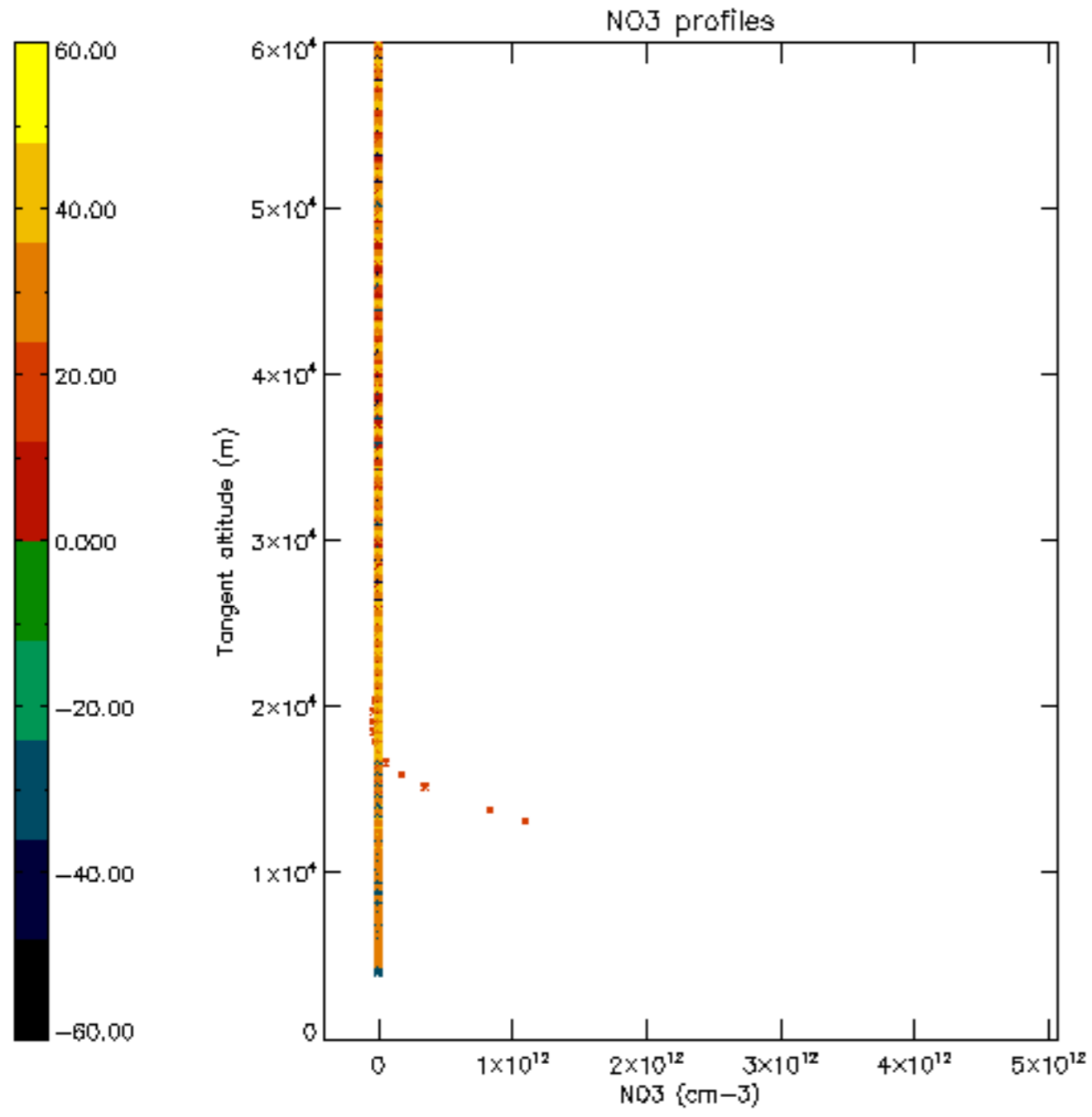


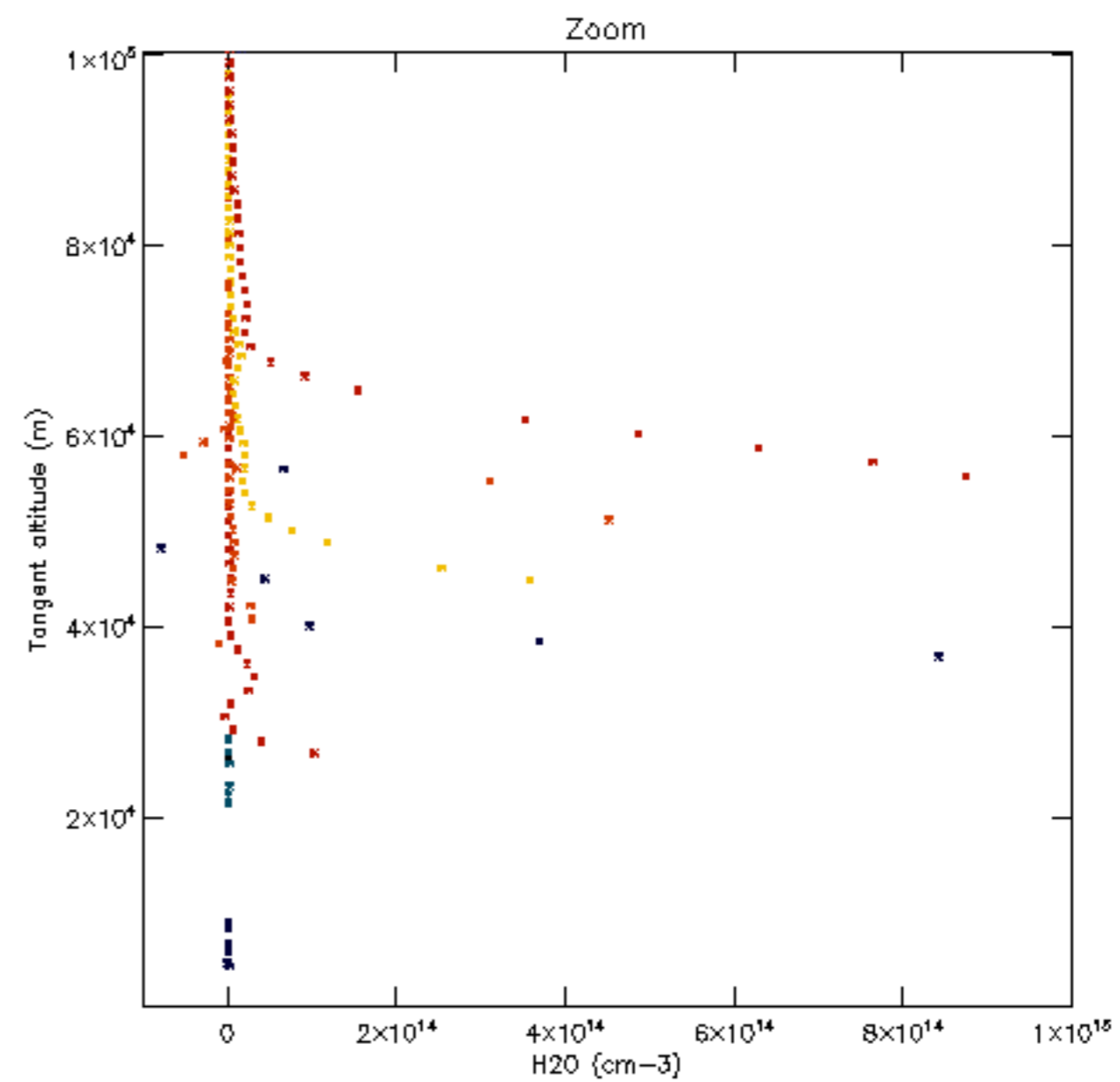
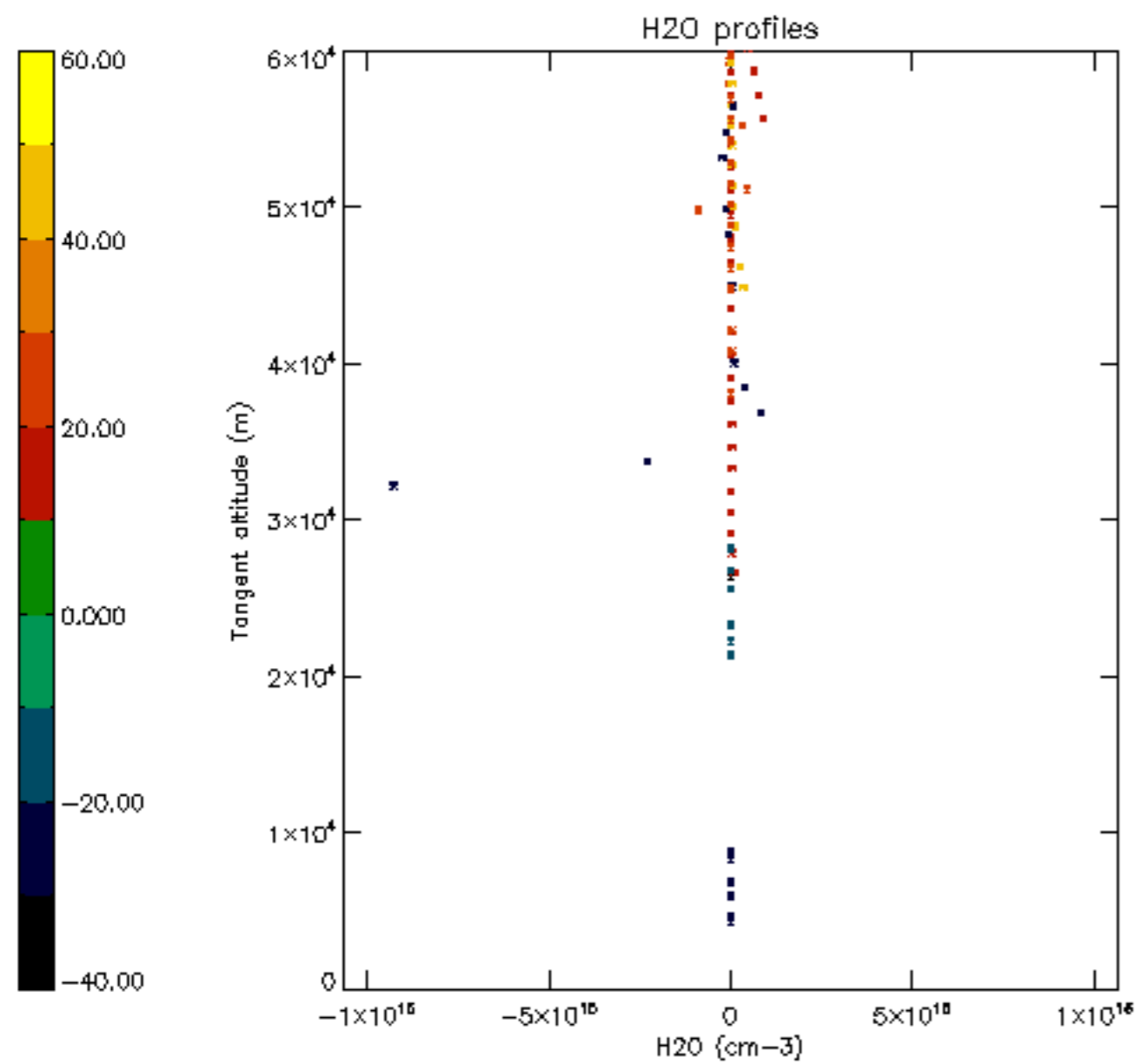


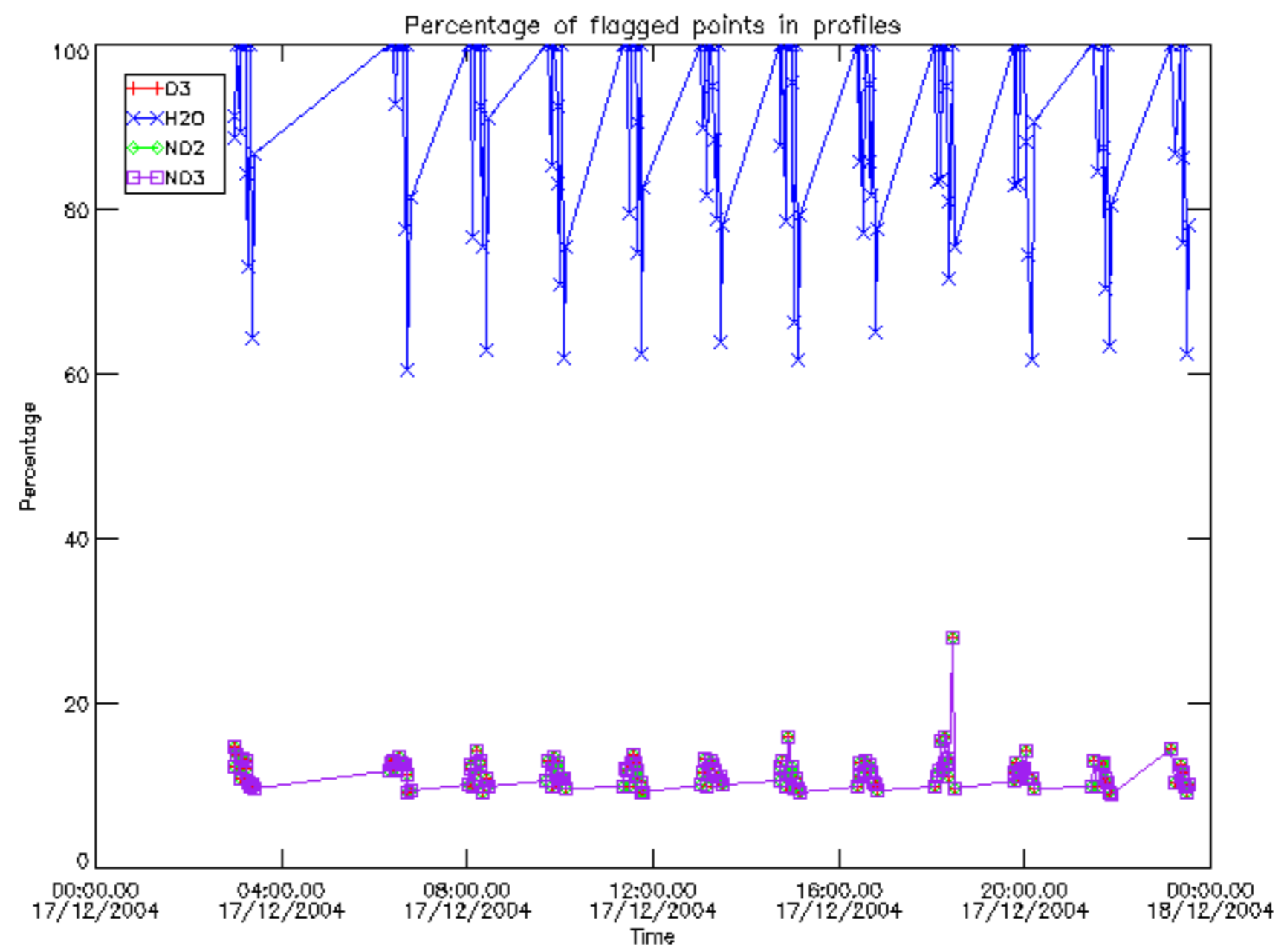




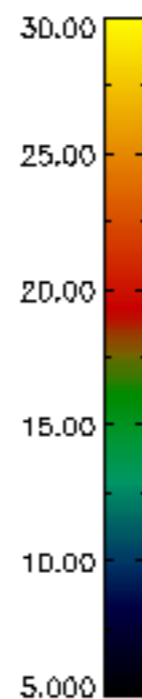
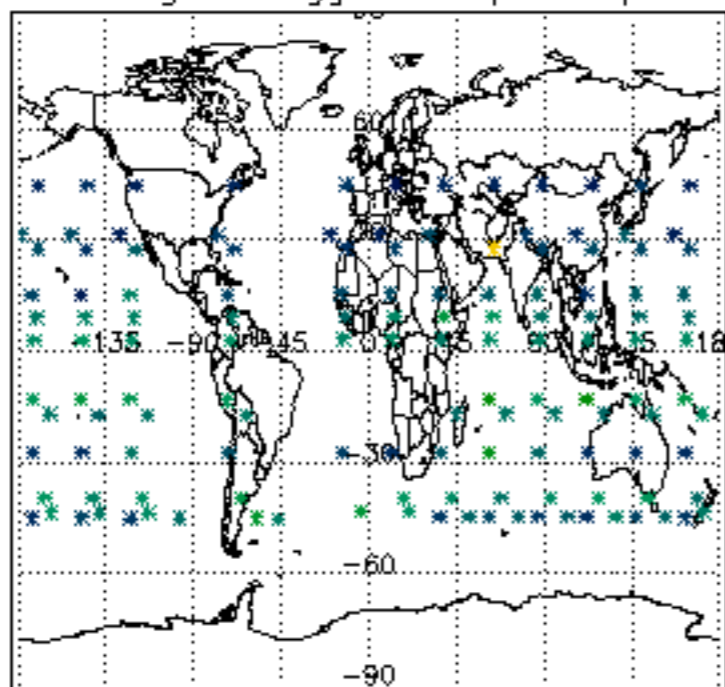




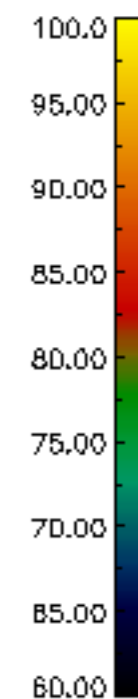
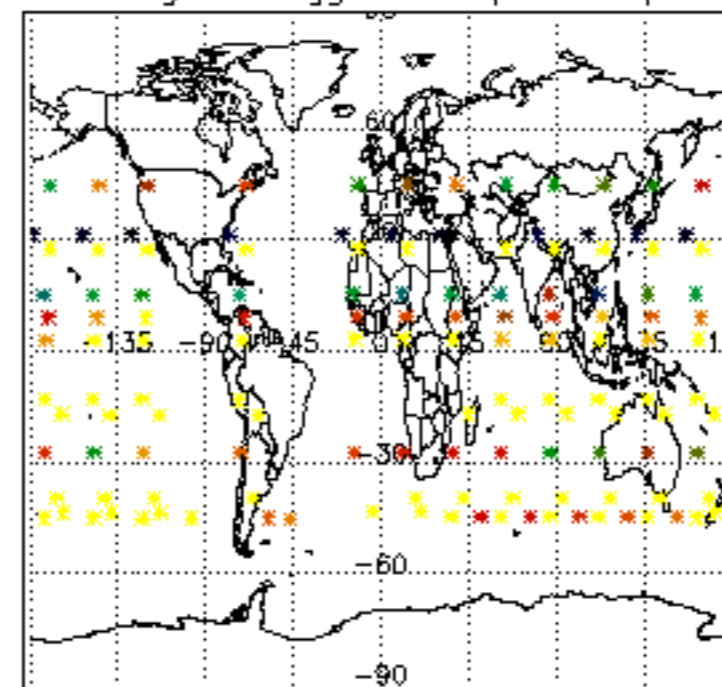




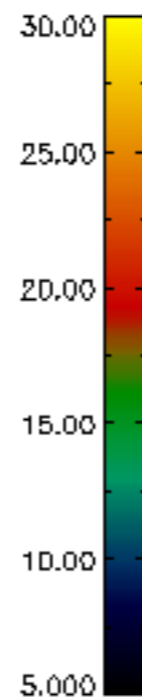
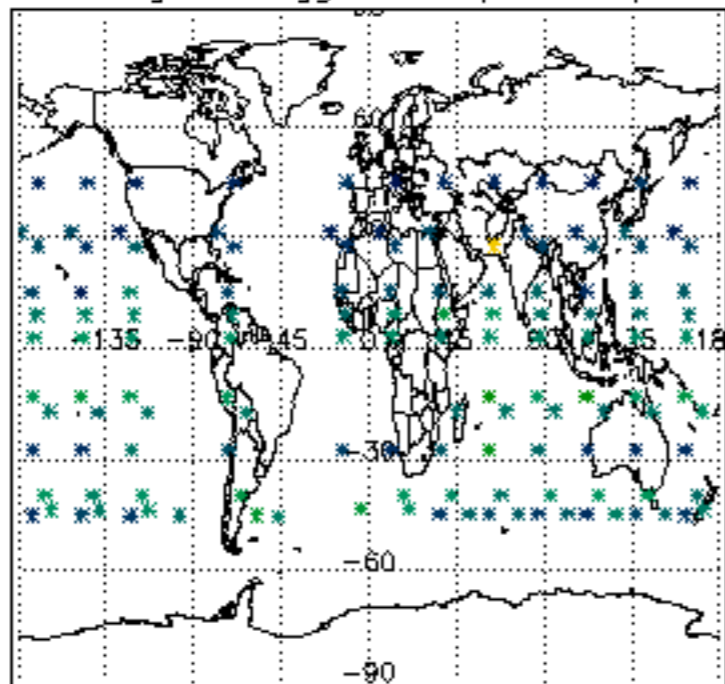
Percentage of flagged data per D3 profile



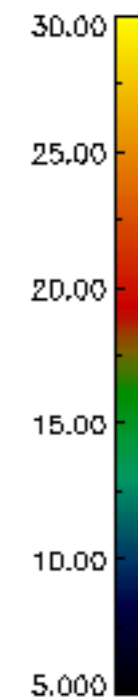
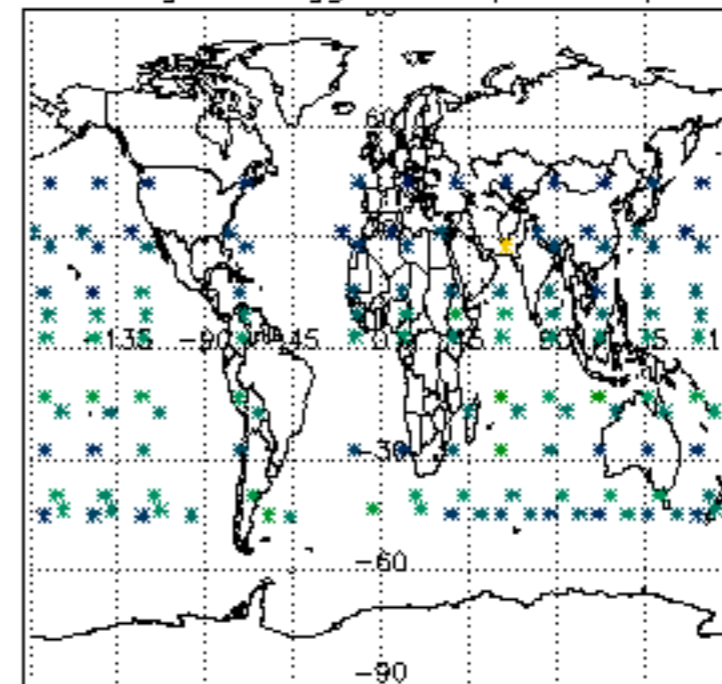
Percentage of flagged data per H2O profile

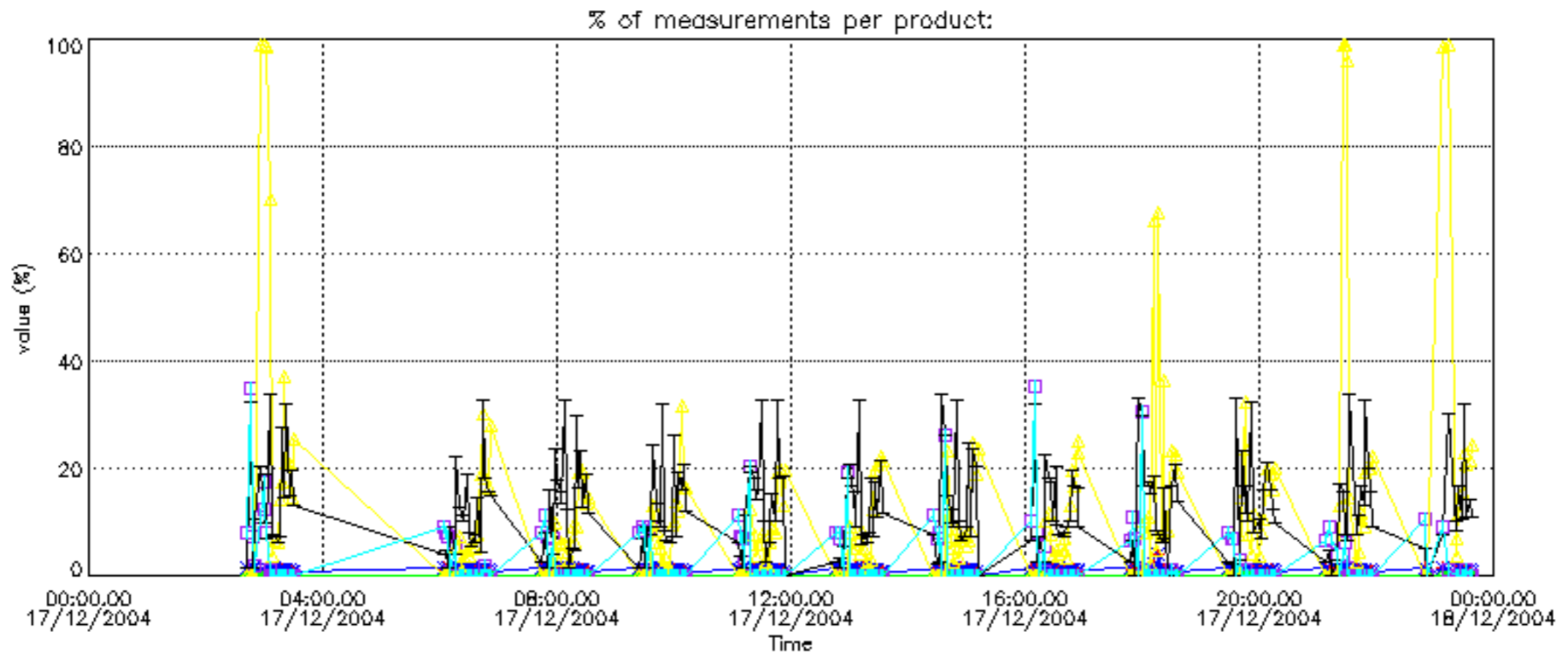


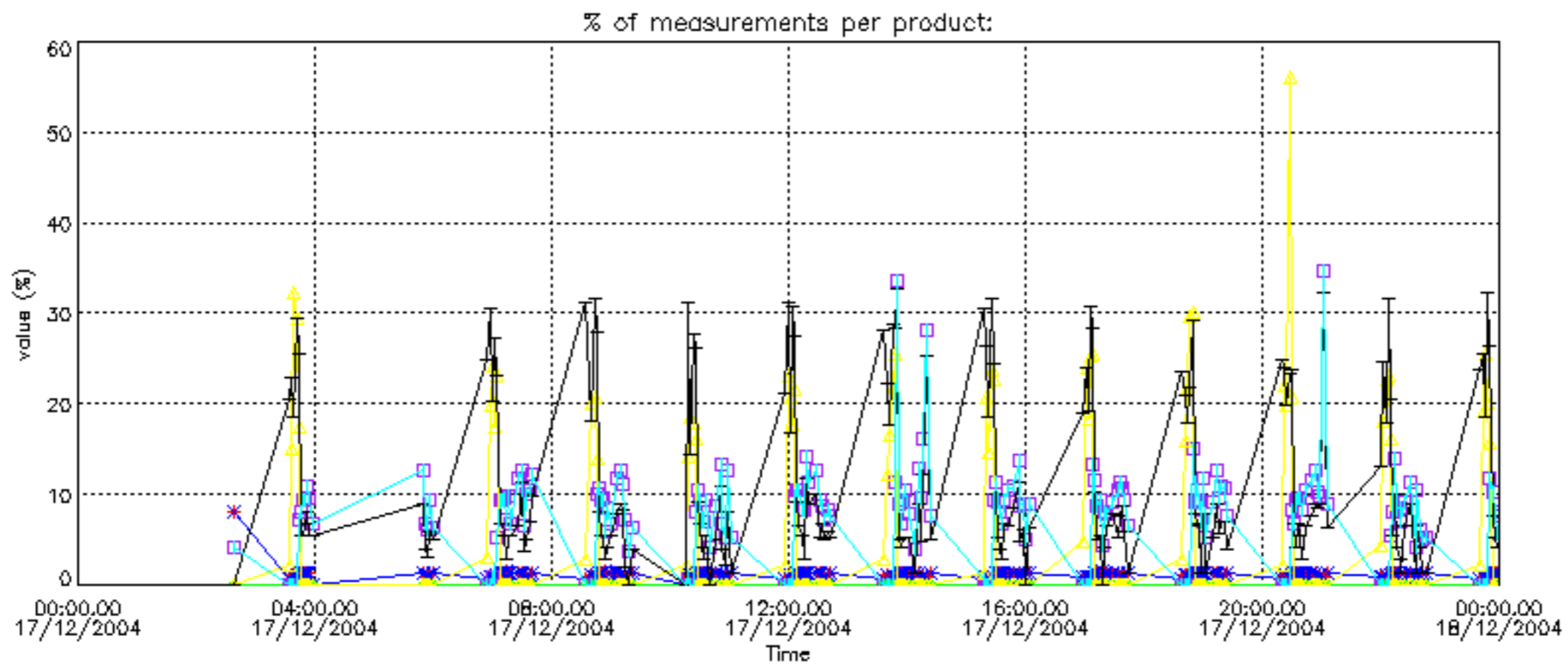
Percentage of flagged data per NO2 profile



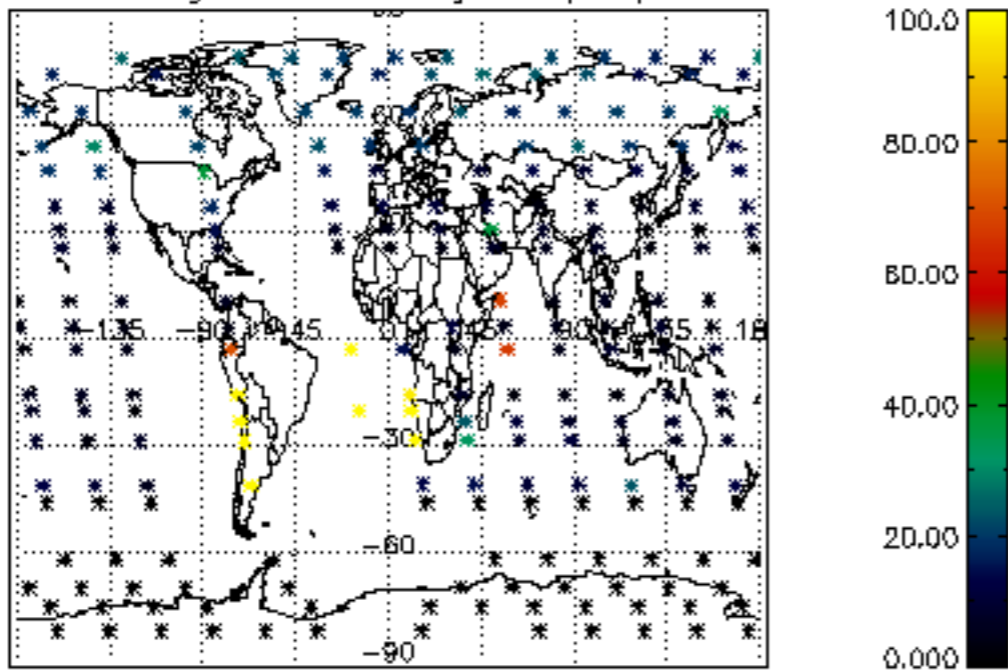
Percentage of flagged data per NO3 profile



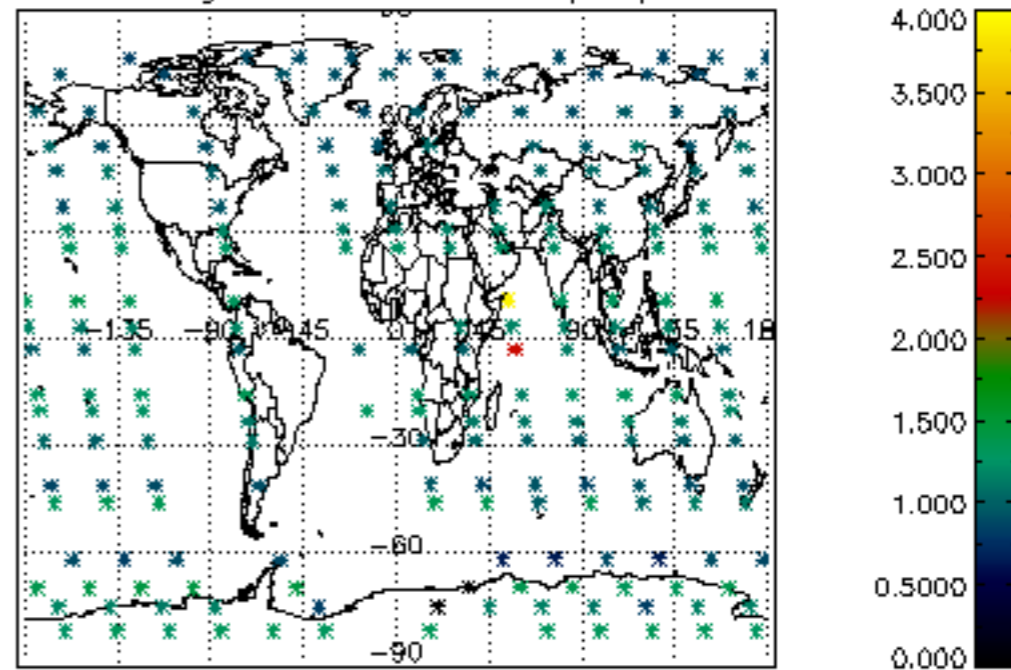




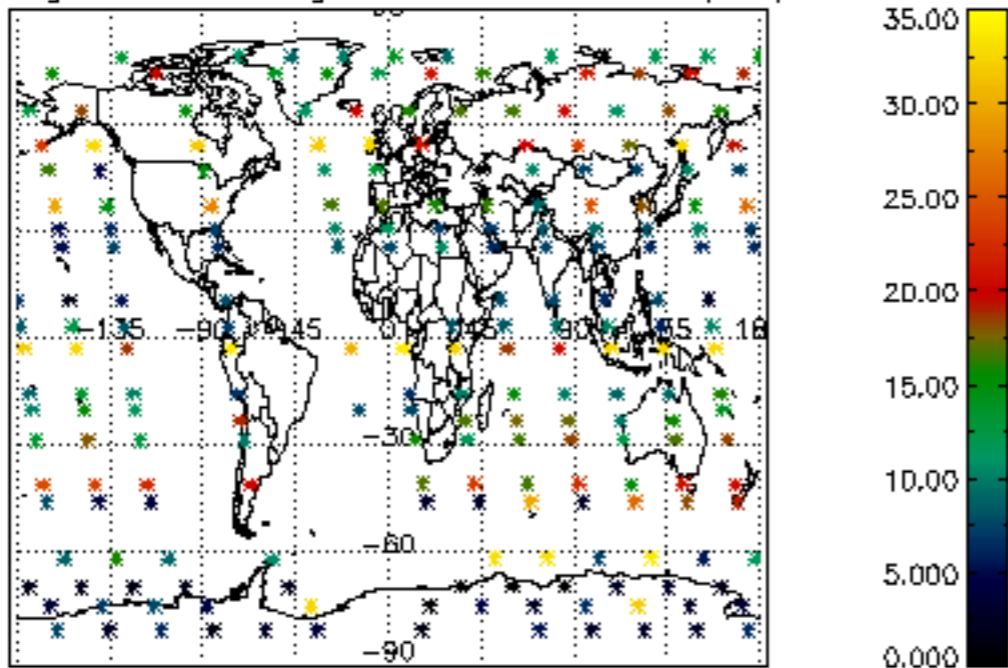
Percentage of cosmic ray hits per profile



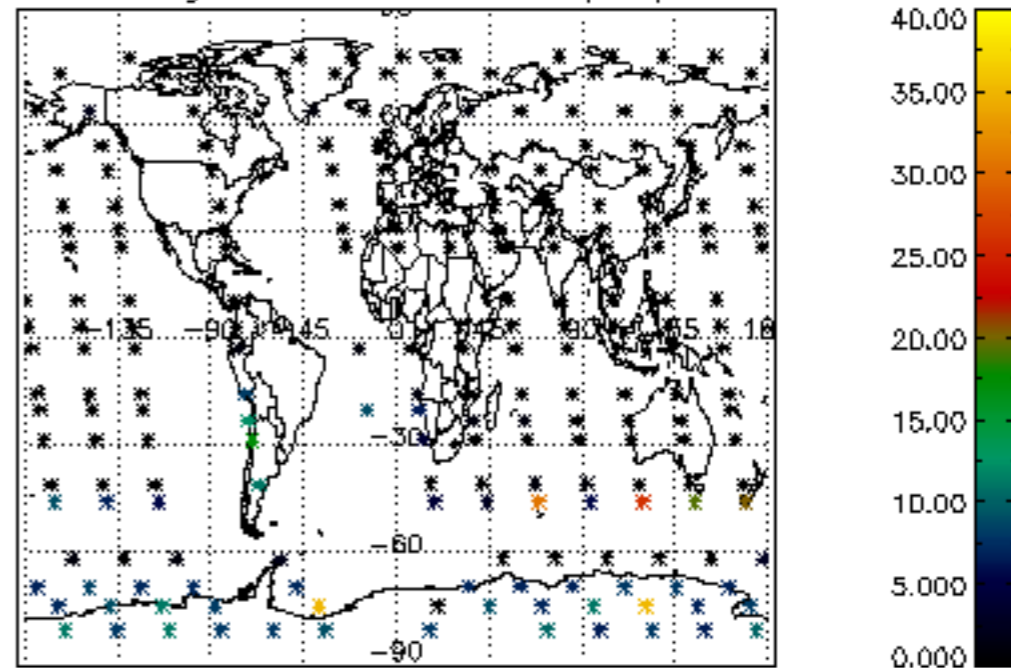
Percentage of datation errors per profile



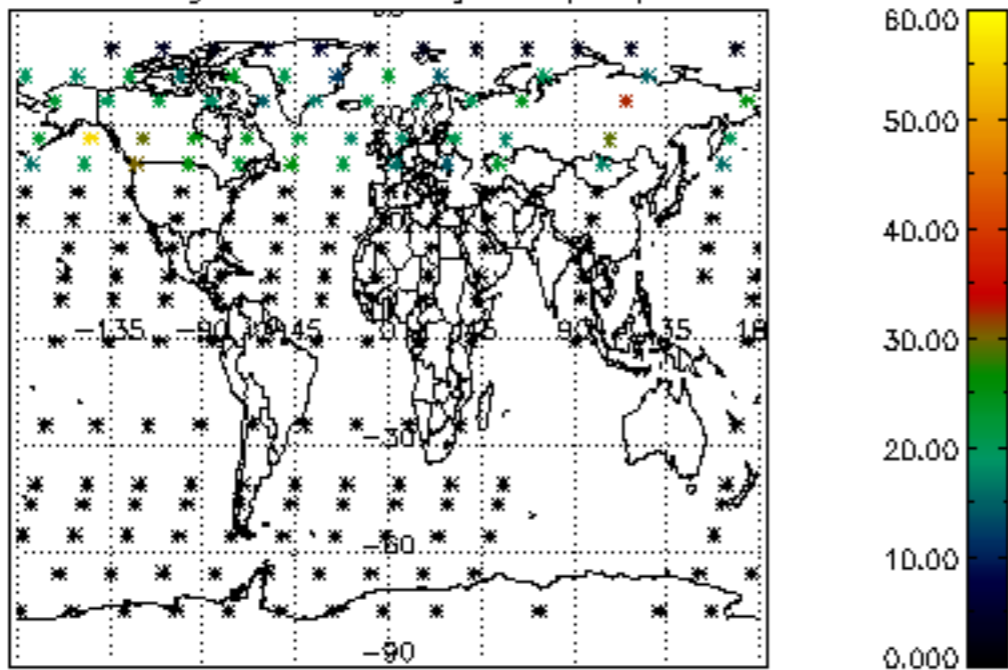
Percentage of star falling outside central band per profile



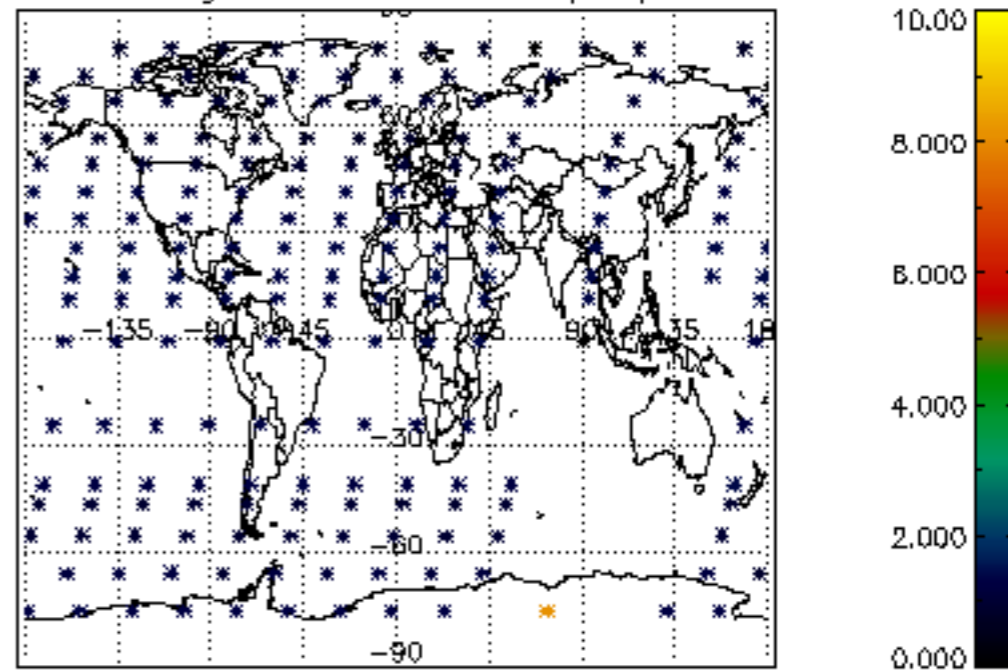
Percentage of saturation errors per profile



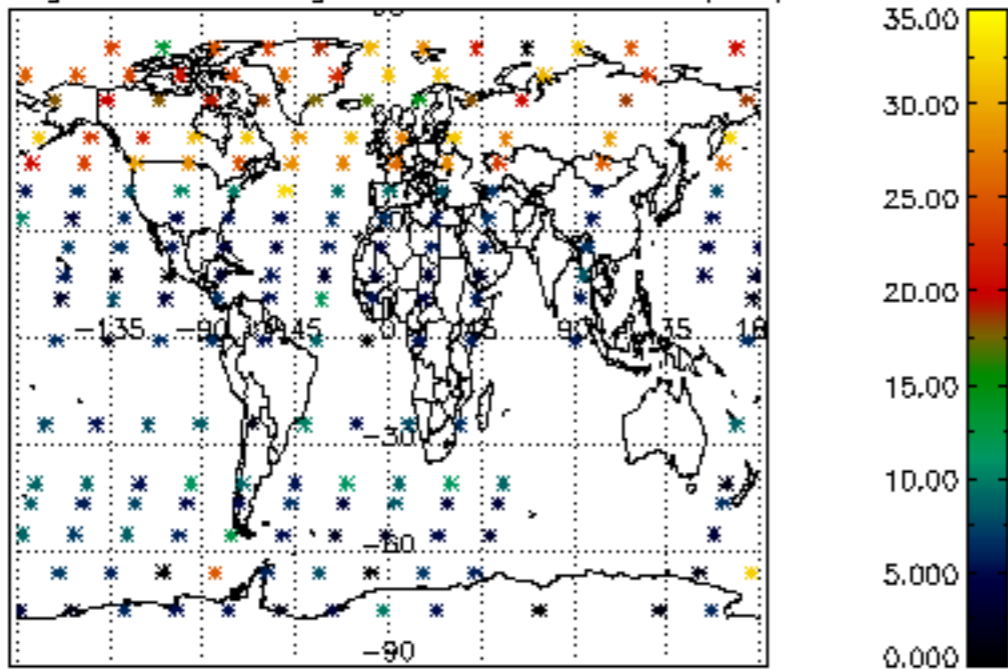
Percentage of cosmic ray hits per profile



Percentage of datation errors per profile



Percentage of star falling outside central band per profile



Percentage of saturation errors per profile

