

GOMOS Level 2 Daily Report

SUMMARY

[1. General Info](#)

[2. Summary of processed GOM_NL_2P products](#)

[3. Level 2 Quality information per product](#)

[3.1 Plot of level 2 quality information per product \(time dependant\)](#)

[3.2 Plot of level 2 quality information per product \(world map\)](#)

[4. Level 1 Quality information per product \(stored on level 2 products\)](#)

[4.1 Plot of level 1 quality information per product \(time dependant\)](#)

[4.1.1 Plot of level 1 quality information per product \(time dependant\): ASCENDING](#)

[4.1.2 Plot of level 1 quality information per product \(time dependant\): DESCENDING](#)

[4.2 Plot of level 1 quality information per product \(world map\)](#)

[4.2.1 Plot of level 1 quality information per product \(world map\): ASCENDING](#)

[4.2.2 Plot of level 1 quality information per product \(world map\): DESCENDING](#)

[5. Ozone profiles based on quality statistics and other trace gas profiles](#)

[5.1 Ozone statistics based on quality of products](#)

[5.2 Plot ozone profiles for all STD \(dark without errors\)](#)

[5.3 Plot ozone profiles where STD < 20% \(dark without errors\)](#)

[5.4. Plot ozone profiles where STD < 10% \(dark without errors\)](#)

[5.5. Plot ozone profiles where STD < 5% \(dark without errors\)](#)

[5.6 Plot NO2 profiles for all STD \(dark without errors\)](#)

[5.7 Plot NO3 profiles for all STD \(dark without errors\)](#)

[5.8 Plot H2O profiles \(only for occultations of stars 1,2,3,4,13,14,16,26,63 dark without errors\) for all STD](#)

[6. Auxiliary Data Files used for the production reported in section 2](#)

This report presents the daily analysis on parameters extracted from GOMOS level 2 data (GOM_NL__2P). It is intended to monitor some important parameters that will impact the quality of these products. A list of level 2 products (and content) that have arrived during the reporting day to the PCF is also given.

Item	Value
Time of report generation	22APR2013 10:14:40
Data source version	GOMOS/6.01
Start time of products	16-12-2004 (16DEC2004 00:00:00)
Stop time of products	17-12-2004 (17DEC2004 00:00:00)
Store outputs in DB	Yes
Nb of level 2 prods	471
Nb of prods with errors	1

2. Summary of processed GOM_NL__2P products.

Nr	Filename	UTC Start time	Limb	Duration	Star Id	Star Name	Star Mag	Star Temp	Nb Meas	Orbit	Prod. error
1	GOM_NL__2PRFIN20041216_001825_000000532033_00031_14614_8543.N1	16-DEC-2004 00:18:25	Dark	52.500	20	Bet Cru	1.2530	30000.	105	14614	No
2	GOM_NL__2PRFIN20041216_002024_000000412033_00031_14614_8544.N1	16-DEC-2004 00:20:24	Dark	41.000	112	Alp Mus	2.6880	26000.	82	14614	No
3	GOM_NL__2PRFIN20041216_002430_000000422033_00031_14614_8545.N1	16-DEC-2004 00:24:30	Dark	41.500	159	Ups Car	2.9200	7200.0	83	14614	No
4	GOM_NL__2PRFIN20041216_002552_000000422033_00031_14614_8546.N1	16-DEC-2004 00:25:52	Dark	42.000	71	Iot Car	2.2460	7700.0	84	14614	No
5	GOM_NL__2PRFIN20041216_002746_000000492033_00031_14614_8547.N1	16-DEC-2004 00:27:46	Dark	49.000	41	Eps Car	1.8600	4100.0	98	14614	No
6	GOM_NL__2PRFIN20041216_003032_000000512033_00031_14614_8548.N1	16-DEC-2004 00:30:32	Dark	50.500	34	Gam2Vel	1.7930	23000.	101	14614	No
7	GOM_NL__2PRFIN20041216_003238_000000552033_00031_14614_8549.N1	16-DEC-2004 00:32:38	Dark	55.000	2	Alp Car	-0.73600	7000.0	110	14614	No
8	GOM_NL__2PRFIN20041216_003523_000000552033_00031_14614_8550.N1	16-DEC-2004 00:35:23	Dark	55.000	117	Pi Pup	2.7060	3800.0	110	14614	No
9	GOM_NL__2PRFIN20041216_003838_000000582033_00031_14614_8551.N1	16-DEC-2004 00:38:38	Straylight	57.500	23	21Eps CMa	1.5020	26000.	115	14614	No
10	GOM_NL__2PRFIN20041216_004026_000000572033_00031_14614_8552.N1	16-DEC-2004 00:40:26	Straylight	56.500	179	24Omi2CMa	3.0320	24000.	113	14614	No
11	GOM_NL__2PRFIN20041216_004329_000000642033_00031_14614_8553.N1	16-DEC-2004 00:43:29	Straylight	64.000	1	9Alp CMa	-1.4400	11000.	128	14614	No
12	GOM_NL__2PRFIN20041216_004641_000000532033_00031_14614_8554.N1	16-DEC-2004 00:46:41	Straylight	53.000	7	19Bet Ori	0.10000	14000.	106	14614	No
13	GOM_NL__2PRFIN20041216_004857_000000532033_00031_14614_8555.N1	16-DEC-2004 00:48:57	Straylight	52.500	30	46Eps Ori	1.6940	30000.	105	14614	No
14	GOM_NL__2PRFIN20041216_005204_000000672033_00031_14614_8556.N1	16-DEC-2004 00:52:04	Twilight_stray	67.000	14	58Alp Ori	0.87000	3000.0	134	14614	No
15	GOM_NL__2PRFIN20041216_005402_000000532033_00031_14614_8557.N1	16-DEC-2004 00:54:02	Twilight_stray	53.000	13	87Alp Tau	0.86700	3800.0	106	14614	No
16	GOM_NL__2PRFIN20041216_005612_000000402033_00031_14614_8558.N1	16-DEC-2004 00:56:12	Bright	40.000	146	25Eta Tau	2.8730	15200.	80	14614	No
17	GOM_NL__2PRFIN20041216_005823_000000392033_00031_14614_8559.N1	16-DEC-2004 00:58:23	Bright	39.000	150	44Zet Per	2.8900	28000.	78	14614	No
18	GOM_NL__2PRFIN20041216_010041_000000372033_00031_14614_8560.N1	16-DEC-2004 01:00:41	Bright	37.000	149	45Eps Per	2.8880	30000.	74	14614	No
19	GOM_NL__2PRFIN20041216_010253_000000362033_00031_14614_8561.N1	16-DEC-2004 01:02:53	Bright	36.000	175	39Del Per	3.0100	19400.	72	14614	No
20	GOM_NL__2PRFIN20041216_010437_000000402033_00031_14614_8562.N1	16-DEC-2004 01:04:37	Bright	40.000	160	23Gam Per	2.9300	4700.0	80	14614	No
21	GOM_NL__2PRFIN20041216_010752_000000382033_00031_14614_8563.N1	16-DEC-2004 01:07:52	Bright	37.500	110	37Del Cas	2.6780	8900.0	75	14614	No
22	GOM_NL__2PRFIN20041216_011434_000000392033_00031_14614_8564.N1	16-DEC-2004 01:14:34	Bright	39.000	49	1Alp UMi	1.9900	6300.0	78	14614	No
23	GOM_NL__2PRFIN20041216_011918_000000402033_00031_14614_8565.N1	16-DEC-2004 01:19:18	Bright	40.000	60	7Bet UMi	2.0810	3950.0	80	14614	No
24	GOM_NL__2PRFIN20041216_012105_000000522033_00031_14614_8566.N1	16-DEC-2004 01:21:05	Bright	52.000	82	48Bet UMa	2.3650	10600.	104	14614	No
25	GOM_NL__2PRFIN20041216_012355_000000442033_00031_14614_8567.N1	16-DEC-2004 01:23:55	Bright	44.000	32	77Eps UMa	1.7630	11000.	88	14614	No
26	GOM_NL__2PRFIN20041216_012630_000000432033_00031_14614_8568.N1	16-DEC-2004 01:26:30	Bright	42.500	39	85Eta UMa	1.8540	24000.	85	14614	No
27	GOM_NL__2PRFIN20041216_012951_000000402033_00031_14614_8569.N1	16-DEC-2004 01:29:51	Bright	40.000	180	27Gam Boo	3.0400	8000.0	80	14614	No
28	GOM_NL__2PRFIN20041216_013304_000000392033_00031_14614_8570.N1	16-DEC-2004 01:33:04	Bright	38.500	83		2.3780	11000.	77	14614	No
29	GOM_NL__2PRFIN20041216_013624_000000382033_00031_14614_8571.N1	16-DEC-2004 01:36:24	Bright	38.000	111	8Eta Boo	2.6800	6000.0	76	14614	No
30	GOM_NL__2PRFIN20041216_014623_000000562033_00031_14614_8572.N1	16-DEC-2004 01:46:23	Twilight_stray	55.500	15	67Alp Vir	0.97600	28000.	111	14614	No
31	GOM_NL__2PRFIN20041216_014953_000000492033_00031_14614_8573.N1	16-DEC-2004 01:49:53	Dark	49.000	169	46Gam Hya	2.9910	4700.0	98	14614	No
32	GOM_NL__2PRFIN20041216_015130_000000472033_00031_14614_8574.N1	16-DEC-2004 01:51:30	Dark	46.500	54	5The Cen	2.0550	4500.0	93	14614	No
33	GOM_NL__2PRFIN20041216_015339_000000412033_00031_14614_8575.N1	16-DEC-2004 01:53:39	Dark	40.500	78	Alp Lup	2.3040	28000.	81	14614	No
34	GOM_NL__2PRFIN20041216_015714_000000432033_00031_14614_8576.N1	16-DEC-2004 01:57:14	Dark	42.500	4	Alp1Cen	-0.010000	5800.0	85	14614	No
35	GOM_NL__2PRFIN20041216_015902_000000412033_00032_14615_8444.N1	16-DEC-2004 01:59:02	Dark	40.500	20	Bet Cru	1.2530	30000.	81	14615	No
36	GOM_NL__2PRFIN20041216_020103_000000392033_00032_14615_8445.N1	16-DEC-2004 02:01:03	Dark	39.000	112	Alp Mus	2.6880	26000.	78	14615	No
37	GOM_NL__2PRFIN20041216_020507_000000422033_00032_14615_8446.N1	16-DEC-2004 02:05:07	Dark	41.500	159	Ups Car	2.9200	7200.0	83	14615	No
38	GOM_NL__2PRFIN20041216_020629_000000432033_00032_14615_8447.N1	16-DEC-2004 02:06:29	Dark	43.000	71	Iot Car	2.2460	7700.0	86	14615	No
39	GOM_NL__2PRFIN20041216_020822_000000542033_00032_14615_8448.N1	16-DEC-2004 02:08:22	Dark	53.500	41	Eps Car	1.8600	4100.0	107	14615	No
40	GOM_NL__2PRFIN20041216_021109_000000492033_00032_14615_8449.N1	16-DEC-2004 02:11:09	Dark	48.500	34	Gam2Vel	1.7930	23000.	97	14615	No
41	GOM_NL__2PRFIN20041216_021314_000000502033_00032_14615_8450.N1	16-DEC-2004 02:13:14	Dark	49.500	2	Alp Car	-0.73600	7000.0	99	14615	No
42	GOM_NL__2PRFIN20041216_021600_000000562033_00032_14615_8451.N1	16-DEC-2004 02:16:00	Dark	55.500	117	Pi Pup	2.7060	3800.0	111	14615	No

43	GOM_NL__2PRFIN20041216_021914_00000552033_00032_14615_8452.N1	16-DEC-2004 02:19:14	Straylight	54.500	23	21Eps CMa	1.5020	26000.	109	14615	No
44	GOM_NL__2PRFIN20041216_022102_00000562033_00032_14615_8453.N1	16-DEC-2004 02:21:02	Straylight	56.000	179	24Omi2CMa	3.0320	24000.	112	14615	No
45	GOM_NL__2PRFIN20041216_022405_00000732033_00032_14615_8454.N1	16-DEC-2004 02:24:05	Straylight	72.500	1	9Alp CMa	-1.4400	11000.	145	14615	No
46	GOM_NL__2PRFIN20041216_022717_00000542033_00032_14615_8455.N1	16-DEC-2004 02:27:17	Straylight	54.000	7	19Bet Ori	0.10000	14000.	108	14615	No
47	GOM_NL__2PRFIN20041216_022931_00000522033_00032_14615_8456.N1	16-DEC-2004 02:29:31	Straylight	52.000	30	46Eps Ori	1.6940	30000.	104	14615	No
48	GOM_NL__2PRFIN20041216_023240_00000622033_00032_14615_8457.N1	16-DEC-2004 02:32:40	Tw_i_and_stray	61.500	14	58Alp Ori	0.87000	3000.0	123	14615	No
49	GOM_NL__2PRFIN20041216_023439_00000542033_00032_14615_8458.N1	16-DEC-2004 02:34:39	Tw_i_and_stray	54.000	13	87Alp Tau	0.86700	3800.0	108	14615	No
50	GOM_NL__2PRFIN20041216_023648_00000422033_00032_14615_8459.N1	16-DEC-2004 02:36:48	Bright	41.500	146	25Eta Tau	2.8730	15200.	83	14615	No
51	GOM_NL__2PRFIN20041216_023859_00000402033_00032_14615_8460.N1	16-DEC-2004 02:38:59	Bright	39.500	150	44Zet Per	2.8900	28000.	79	14615	No
52	GOM_NL__2PRFIN20041216_024116_00000392033_00032_14615_8461.N1	16-DEC-2004 02:41:16	Bright	38.500	149	45Eps Per	2.8880	30000.	77	14615	No
53	GOM_NL__2PRFIN20041216_024328_00000372033_00032_14615_8462.N1	16-DEC-2004 02:43:28	Bright	37.000	175	39Del Per	3.0100	19400.	74	14615	No
54	GOM_NL__2PRFIN20041216_024514_00000372033_00032_14615_8463.N1	16-DEC-2004 02:45:14	Bright	37.000	160	23Gam Per	2.9300	4700.0	74	14615	No
55	GOM_NL__2PRFIN20041216_024827_00000392033_00032_14615_8464.N1	16-DEC-2004 02:48:27	Bright	39.000	110	37Del Cas	2.6780	8900.0	78	14615	No
56	GOM_NL__2PRFIN20041216_025954_00000392033_00032_14615_8465.N1	16-DEC-2004 02:59:54	Bright	39.000	60	7Bet UMi	2.0810	3950.0	78	14615	No
57	GOM_NL__2PRFIN20041216_030141_00000532033_00032_14615_8466.N1	16-DEC-2004 03:01:41	Bright	52.500	82	48Bet UMa	2.3650	10600.	105	14615	No
58	GOM_NL__2PRFIN20041216_030431_00000432033_00032_14615_8467.N1	16-DEC-2004 03:04:31	Bright	42.500	32	77Eps UMa	1.7630	11000.	85	14615	No
59	GOM_NL__2PRFIN20041216_030705_00000422033_00032_14615_8468.N1	16-DEC-2004 03:07:05	Bright	42.000	39	85Eta UMa	1.8540	24000.	84	14615	No
60	GOM_NL__2PRFIN20041216_031027_00000392033_00032_14615_8469.N1	16-DEC-2004 03:10:27	Bright	38.500	180	27Gam Boo	3.0400	8000.0	77	14615	No
61	GOM_NL__2PRFIN20041216_031340_00000542033_00032_14615_8470.N1	16-DEC-2004 03:13:40	Bright	54.000	83		2.3780	11000.	108	14615	No
62	GOM_NL__2PRFIN20041216_031700_00000602033_00032_14615_8471.N1	16-DEC-2004 03:17:00	Bright	60.000	111	8Eta Boo	2.6800	6000.0	120	14615	No
63	GOM_NL__2PRFIN20041216_032101_00000542033_00032_14615_8472.N1	16-DEC-2004 03:21:01	Bright	53.500	138	47Eps Vir	2.8280	4700.0	107	14615	No
64	GOM_NL__2PRFIN20041216_032659_00000522033_00032_14615_8473.N1	16-DEC-2004 03:26:59	Tw_i_and_stray	52.000	15	67Alp Vir	0.97600	28000.	104	14615	No
65	GOM_NL__2PRFIN20041216_033029_00000472033_00032_14615_8474.N1	16-DEC-2004 03:30:29	Dark	47.000	169	46Gam Hya	2.9910	4700.0	94	14615	No
66	GOM_NL__2PRFIN20041216_033207_00000432033_00032_14615_8475.N1	16-DEC-2004 03:32:07	Dark	42.500	54	5The Cen	2.0550	4500.0	85	14615	No
67	GOM_NL__2PRFIN20041216_033416_00000412033_00032_14615_8476.N1	16-DEC-2004 03:34:16	Dark	40.500	78	Alp Lup	2.3040	28000.	81	14615	No
68	GOM_NL__2PRFIN20041216_033751_00000522033_00032_14615_8477.N1	16-DEC-2004 03:37:51	Dark	52.000	4	Alp1Cen	-0.010000	5800.0	104	14615	No
69	GOM_NL__2PRFIN20041216_033939_00000412033_00033_14616_8544.N1	16-DEC-2004 03:39:39	Dark	41.000	20	Bet Cru	1.2530	30000.	82	14616	No
70	GOM_NL__2PRFIN20041216_034139_00000382033_00033_14616_8545.N1	16-DEC-2004 03:41:39	Dark	37.500	112	Alp Mus	2.6880	26000.	75	14616	No
71	GOM_NL__2PRFIN20041216_034544_00000422033_00033_14616_8546.N1	16-DEC-2004 03:45:44	Dark	41.500	159	Ups Car	2.9200	7200.0	83	14616	No
72	GOM_NL__2PRFIN20041216_034706_00000452033_00033_14616_8547.N1	16-DEC-2004 03:47:06	Dark	44.500	71	lot Car	2.2460	7700.0	89	14616	No
73	GOM_NL__2PRFIN20041216_034859_00000482033_00033_14616_8548.N1	16-DEC-2004 03:48:59	Dark	47.500	41	Eps Car	1.8600	4100.0	95	14616	No
74	GOM_NL__2PRFIN20041216_035146_00000532033_00033_14616_8549.N1	16-DEC-2004 03:51:46	Dark	53.000	34	Gam2Vel	1.7930	23000.	106	14616	No
75	GOM_NL__2PRFIN20041216_035349_00000552033_00033_14616_8550.N1	16-DEC-2004 03:53:49	Dark	55.000	2	Alp Car	-0.73600	7000.0	110	14616	No
76	GOM_NL__2PRFIN20041216_035636_00000622033_00033_14616_8551.N1	16-DEC-2004 03:56:36	Dark	62.000	117	Pi Pup	2.7060	3800.0	124	14616	No
77	GOM_NL__2PRFIN20041216_035949_00000612033_00033_14616_8552.N1	16-DEC-2004 03:59:49	Straylight	61.000	23	21Eps CMa	1.5020	26000.	122	14616	No
78	GOM_NL__2PRFIN20041216_040139_00000582033_00033_14616_8553.N1	16-DEC-2004 04:01:39	Straylight	58.000	179	24Omi2CMa	3.0320	24000.	116	14616	No
79	GOM_NL__2PRFIN20041216_040441_00000692033_00033_14616_8554.N1	16-DEC-2004 04:04:41	Straylight	69.000	1	9Alp CMa	-1.4400	11000.	138	14616	No
80	GOM_NL__2PRFIN20041216_040755_00000542033_00033_14616_8555.N1	16-DEC-2004 04:07:55	Straylight	53.500	7	19Bet Ori	0.10000	14000.	107	14616	No
81	GOM_NL__2PRFIN20041216_041009_00000522033_00033_14616_8556.N1	16-DEC-2004 04:10:09	Straylight	52.000	30	46Eps Ori	1.6940	30000.	104	14616	No
82	GOM_NL__2PRFIN20041216_041317_00000652033_00033_14616_8557.N1	16-DEC-2004 04:13:17	Tw_i_and_stray	65.000	14	58Alp Ori	0.87000	3000.0	130	14616	No
83	GOM_NL__2PRFIN20041216_041515_00000512033_00033_14616_8558.N1	16-DEC-2004 04:15:15	Tw_i_and_stray	50.500	13	87Alp Tau	0.86700	3800.0	101	14616	No
84	GOM_NL__2PRFIN20041216_041727_00000382033_00033_14616_8559.N1	16-DEC-2004 04:17:27	Bright	38.000	146	25Eta Tau	2.8730	15200.	76	14616	No
85	GOM_NL__2PRFIN20041216_041936_00000382033_00033_14616_8560.N1	16-DEC-2004 04:19:36	Bright	37.500	150	44Zet Per	2.8900	28000.	75	14616	No
86	GOM_NL__2PRFIN20041216_042153_00000372033_00033_14616_8561.N1	16-DEC-2004 04:21:53	Bright	36.500	149	45Eps Per	2.8880	30000.	73	14616	No
87	GOM_NL__2PRFIN20041216_042405_00000372033_00033_14616_8562.N1	16-DEC-2004 04:24:05	Bright	36.500	175	39Del Per	3.0100	19400.	73	14616	No
88	GOM_NL__2PRFIN20041216_042551_00000382033_00033_14616_8563.N1	16-DEC-2004 04:25:51	Bright	37.500	160	23Gam Per	2.9300	4700.0	75	14616	No
89	GOM_NL__2PRFIN20041216_042904_00000382033_00033_14616_8564.N1	16-DEC-2004 04:29:04	Bright	38.000	110	37Del Cas	2.6780	8900.0	76	14616	No
90	GOM_NL__2PRFIN20041216_043546_00000152033_00033_14616_8565.N1	16-DEC-2004 04:35:46	Tw_i_and_stray	14.500	49	1Alp UMi	1.9900	6300.0	29	14616	No
91	GOM_NL__2PRFIN20041216_044029_00000422033_00033_14616_8566.N1	16-DEC-2004 04:40:29	Bright	41.500	60	7Bet UMi	2.0810	3950.0	83	14616	No
92	GOM_NL__2PRFIN20041216_044213_00000512033_00033_14616_8567.N1	16-DEC-2004 04:42:13	Bright	50.500	82	48Bet UMa	2.3650	10600.	101	14616	No
93	GOM_NL__2PRFIN20041216_044506_00000442033_00033_14616_8568.N1	16-DEC-2004 04:45:06	Bright	44.000	32	77Eps UMa	1.7630	11000.	88	14616	No
94	GOM_NL__2PRFIN20041216_044741_00000582033_00033_14616_8569.N1	16-DEC-2004 04:47:41	Bright	58.000	39	85Eta UMa	1.8540	24000.	116	14616	No
95	GOM_NL__2PRFIN20041216_045103_00000392033_00033_14616_8570.N1	16-DEC-2004 04:51:03	Bright	38.500	180	27Gam Boo	3.0400	8000.0	77	14616	No
96	GOM_NL__2PRFIN20041216_045416_00000392033_00033_14616_8571.N1	16-DEC-2004 04:54:16	Bright	38.500	83		2.3780	11000.	77	14616	No
97	GOM_NL__2PRFIN20041216_045734_00000602033_00033_14616_8572.N1	16-DEC-2004 04:57:34	Bright	60.000	111	8Eta Boo	2.6800	6000.0	120	14616	No
98	GOM_NL__2PRFIN20041216_050137_00000572033_00033_14616_8573.N1	16-DEC-2004 05:01:37	Bright	56.500	138	47Eps Vir	2.8280	4700.0	113	14616	No
99	GOM_NL__2PRFIN20041216_050736_00000582033_00033_14616_8574.N1	16-DEC-2004 05:07:36	Tw_i_and_stray	57.500	15	67Alp Vir	0.97600	28000.	115	14616	No
100	GOM_NL__2PRFIN20041216_051107_00000482033_00033_14616_8575.N1	16-DEC-2004 05:11:07	Dark	48.000	169	46Gam Hya	2.9910	4700.0	96	14616	No
101	GOM_NL__2PRFIN20041216_051244_00000462033_00033_14616_8576.N1	16-DEC-2004 05:12:44	Dark	45.500	54	5The Cen	2.0550	4500.0	91	14616	No

102	GOM_NL__2PRFIN20041216_051452_000000382033_00033_14616_8577.N1	16-DEC-2004 05:14:52	Dark	37.500	78	Alp Lup	2.3040	28000.	75	14616	No
103	GOM_NL__2PRFIN20041216_051827_000000522033_00033_14616_8578.N1	16-DEC-2004 05:18:27	Dark	52.000	4	Alp1Cen	-0.010000	5800.0	104	14616	No
104	GOM_NL__2PRFIN20041216_052016_000000462033_00034_14617_8544.N1	16-DEC-2004 05:20:16	Dark	46.000	20	Bet Cru	1.2530	30000.	92	14617	No
105	GOM_NL__2PRFIN20041216_052216_000000382033_00034_14617_8545.N1	16-DEC-2004 05:22:16	Dark	38.000	112	Alp Mus	2.6880	26000.	76	14617	No
106	GOM_NL__2PRFIN20041216_052620_000000392033_00034_14617_8546.N1	16-DEC-2004 05:26:20	Dark	39.000	159	Ups Car	2.9200	7200.0	78	14617	No
107	GOM_NL__2PRFIN20041216_052743_000000422033_00034_14617_8547.N1	16-DEC-2004 05:27:43	Dark	41.500	71	lot Car	2.2460	7700.0	83	14617	No
108	GOM_NL__2PRFIN20041216_052937_000000472033_00034_14617_8548.N1	16-DEC-2004 05:29:37	Dark	47.000	41	Eps Car	1.8600	4100.0	94	14617	No
109	GOM_NL__2PRFIN20041216_053222_000000552033_00034_14617_8549.N1	16-DEC-2004 05:32:22	Dark	54.500	34	Gam2Vel	1.7930	23000.	109	14617	No
110	GOM_NL__2PRFIN20041216_053428_000000552033_00034_14617_8550.N1	16-DEC-2004 05:34:28	Dark	55.000	2	Alp Car	-0.73600	7000.0	110	14617	No
111	GOM_NL__2PRFIN20041216_053713_000000532033_00034_14617_8551.N1	16-DEC-2004 05:37:13	Dark	52.500	117	Pi Pup	2.7060	3800.0	105	14617	No
112	GOM_NL__2PRFIN20041216_054027_000000602033_00034_14617_8552.N1	16-DEC-2004 05:40:27	Straylight	60.000	23	21Eps CMa	1.5020	26000.	120	14617	No
113	GOM_NL__2PRFIN20041216_054214_000000582033_00034_14617_8553.N1	16-DEC-2004 05:42:14	Straylight	58.000	179	24Omi2CMa	3.0320	24000.	116	14617	No
114	GOM_NL__2PRFIN20041216_054517_000000672033_00034_14617_8554.N1	16-DEC-2004 05:45:17	Straylight	66.500	1	9Alp CMa	-1.4400	11000.	133	14617	No
115	GOM_NL__2PRFIN20041216_054832_000000532033_00034_14617_8555.N1	16-DEC-2004 05:48:32	Straylight	53.000	7	19Bet Ori	0.10000	14000.	106	14617	No
116	GOM_NL__2PRFIN20041216_055046_000000502033_00034_14617_8556.N1	16-DEC-2004 05:50:46	Straylight	50.000	30	46Eps Ori	1.6940	30000.	100	14617	No
117	GOM_NL__2PRFIN20041216_055354_000000642033_00034_14617_8557.N1	16-DEC-2004 05:53:54	Twi_and_stray	63.500	14	58Alp Ori	0.87000	3000.0	127	14617	No
118	GOM_NL__2PRFIN20041216_055551_000000542033_00034_14617_8558.N1	16-DEC-2004 05:55:51	Twi_and_stray	54.000	13	87Alp Tau	0.86700	3800.0	108	14617	No
119	GOM_NL__2PRFIN20041216_055803_000000372033_00034_14617_8559.N1	16-DEC-2004 05:58:03	Bright	36.500	146	25Eta Tau	2.8730	15200.	73	14617	No
120	GOM_NL__2PRFIN20041216_060012_000000372033_00034_14617_8560.N1	16-DEC-2004 06:00:12	Bright	37.000	150	44Zet Per	2.8900	28000.	74	14617	No
121	GOM_NL__2PRFIN20041216_060230_000000372033_00034_14617_8561.N1	16-DEC-2004 06:02:30	Bright	37.000	149	45Eps Per	2.8880	30000.	74	14617	No
122	GOM_NL__2PRFIN20041216_060441_000000372033_00034_14617_8562.N1	16-DEC-2004 06:04:41	Bright	36.500	175	39Del Per	3.0100	19400.	73	14617	No
123	GOM_NL__2PRFIN20041216_060628_000000372033_00034_14617_8563.N1	16-DEC-2004 06:06:28	Bright	36.500	160	23Gam Per	2.9300	4700.0	73	14617	No
124	GOM_NL__2PRFIN20041216_060941_000000372033_00034_14617_8564.N1	16-DEC-2004 06:09:41	Bright	36.500	110	37Del Cas	2.6780	8900.0	73	14617	No
125	GOM_NL__2PRFIN20041216_062106_000000352033_00034_14617_8565.N1	16-DEC-2004 06:21:06	Bright	34.500	60	7Bet UMi	2.0810	3950.0	69	14617	No
126	GOM_NL__2PRFIN20041216_062250_000000532033_00034_14617_8566.N1	16-DEC-2004 06:22:50	Bright	53.000	82	48Bet UMa	2.3650	10600.	106	14617	No
127	GOM_NL__2PRFIN20041216_062541_000000452033_00034_14617_8567.N1	16-DEC-2004 06:25:41	Bright	44.500	32	77Eps UMa	1.7630	11000.	89	14617	No
128	GOM_NL__2PRFIN20041216_062818_000000422033_00034_14617_8568.N1	16-DEC-2004 06:28:18	Bright	42.000	39	85Eta UMa	1.8540	24000.	84	14617	No
129	GOM_NL__2PRFIN20041216_063140_000000372033_00034_14617_8569.N1	16-DEC-2004 06:31:40	Bright	37.000	180	27Gam Boo	3.0400	8000.0	74	14617	No
130	GOM_NL__2PRFIN20041216_063453_000000382033_00034_14617_8570.N1	16-DEC-2004 06:34:53	Bright	37.500	83		2.3780	11000.	75	14617	No
131	GOM_NL__2PRFIN20041216_063813_000000442033_00034_14617_8571.N1	16-DEC-2004 06:38:13	Bright	43.500	111	8Eta Boo	2.6800	6000.0	87	14617	No
132	GOM_NL__2PRFIN20041216_064214_000000542033_00034_14617_8572.N1	16-DEC-2004 06:42:14	Bright	54.000	138	47Eps Vir	2.8280	4700.0	108	14617	No
133	GOM_NL__2PRFIN20041216_064813_000000552033_00034_14617_8573.N1	16-DEC-2004 06:48:13	Twi_and_stray	55.000	15	67Alp Vir	0.97600	28000.	110	14617	No
134	GOM_NL__2PRFIN20041216_065144_000000502033_00034_14617_8574.N1	16-DEC-2004 06:51:44	Dark	49.500	169	46Gam Hya	2.9910	4700.0	99	14617	No
135	GOM_NL__2PRFIN20041216_065321_000000452033_00034_14617_8575.N1	16-DEC-2004 06:53:21	Dark	44.500	54	5The Cen	2.0550	4500.0	89	14617	No
136	GOM_NL__2PRFIN20041216_065529_000000412033_00034_14617_8576.N1	16-DEC-2004 06:55:29	Dark	41.000	78	Alp Lup	2.3040	28000.	82	14617	No
137	GOM_NL__2PRFIN20041216_065903_000000442033_00034_14617_8577.N1	16-DEC-2004 06:59:03	Dark	43.500	4	Alp1Cen	-0.010000	5800.0	87	14617	No
138	GOM_NL__2PRFIN20041216_070052_000000402033_00035_14618_7637.N1	16-DEC-2004 07:00:52	Dark	40.000	20	Bet Cru	1.2530	30000.	80	14618	No
139	GOM_NL__2PRFIN20041216_070252_000000372033_00035_14618_7638.N1	16-DEC-2004 07:02:52	Dark	37.000	112	Alp Mus	2.6880	26000.	74	14618	No
140	GOM_NL__2PRFIN20041216_070657_000000402033_00035_14618_7639.N1	16-DEC-2004 07:06:57	Dark	39.500	159	Ups Car	2.9200	7200.0	79	14618	No
141	GOM_NL__2PRFIN20041216_070819_000000432033_00035_14618_7640.N1	16-DEC-2004 07:08:19	Dark	43.000	71	lot Car	2.2460	7700.0	86	14618	No
142	GOM_NL__2PRFIN20041216_071013_000000472033_00035_14618_7641.N1	16-DEC-2004 07:10:13	Dark	46.500	41	Eps Car	1.8600	4100.0	93	14618	No
143	GOM_NL__2PRFIN20041216_071259_000000542033_00035_14618_7642.N1	16-DEC-2004 07:12:59	Dark	53.500	34	Gam2Vel	1.7930	23000.	107	14618	No
144	GOM_NL__2PRFIN20041216_071504_000000492033_00035_14618_7643.N1	16-DEC-2004 07:15:04	Dark	49.000	2	Alp Car	-0.73600	7000.0	98	14618	No
145	GOM_NL__2PRFIN20041216_071750_000000522033_00035_14618_7644.N1	16-DEC-2004 07:17:50	Dark	52.000	117	Pi Pup	2.7060	3800.0	104	14618	No
146	GOM_NL__2PRFIN20041216_072104_000000552033_00035_14618_7645.N1	16-DEC-2004 07:21:04	Straylight	55.000	23	21Eps CMa	1.5020	26000.	110	14618	No
147	GOM_NL__2PRFIN20041216_072251_000000542033_00035_14618_7646.N1	16-DEC-2004 07:22:51	Straylight	54.000	179	24Omi2CMa	3.0320	24000.	108	14618	No
148	GOM_NL__2PRFIN20041216_072553_000000732033_00035_14618_7647.N1	16-DEC-2004 07:25:53	Straylight	72.500	1	9Alp CMa	-1.4400	11000.	145	14618	No
149	GOM_NL__2PRFIN20041216_072908_000000562033_00035_14618_7648.N1	16-DEC-2004 07:29:08	Straylight	56.000	7	19Bet Ori	0.10000	14000.	112	14618	No
150	GOM_NL__2PRFIN20041216_073122_000000532033_00035_14618_7649.N1	16-DEC-2004 07:31:22	Straylight	53.000	30	46Eps Ori	1.6940	30000.	106	14618	No
151	GOM_NL__2PRFIN20041216_073429_000000662033_00035_14618_7650.N1	16-DEC-2004 07:34:29	Twi_and_stray	65.500	14	58Alp Ori	0.87000	3000.0	131	14618	No
152	GOM_NL__2PRFIN20041216_073627_000000532033_00035_14618_7651.N1	16-DEC-2004 07:36:27	Twi_and_stray	52.500	13	87Alp Tau	0.86700	3800.0	105	14618	No
153	GOM_NL__2PRFIN20041216_073839_000000382033_00035_14618_7652.N1	16-DEC-2004 07:38:39	Bright	37.500	146	25Eta Tau	2.8730	15200.	75	14618	No
154	GOM_NL__2PRFIN20041216_074048_000000382033_00035_14618_7653.N1	16-DEC-2004 07:40:48	Bright	38.000	150	44Zet Per	2.8900	28000.	76	14618	No
155	GOM_NL__2PRFIN20041216_074306_000000352033_00035_14618_7654.N1	16-DEC-2004 07:43:06	Bright	34.500	149	45Eps Per	2.8880	30000.	69	14618	No
156	GOM_NL__2PRFIN20041216_074517_000000372033_00035_14618_7655.N1	16-DEC-2004 07:45:17	Bright	36.500	175	39Del Per	3.0100	19400.	73	14618	No
157	GOM_NL__2PRFIN20041216_074704_000000372033_00035_14618_7656.N1	16-DEC-2004 07:47:04	Bright	36.500	160	23Gam Per	2.9300	4700.0	73	14618	No
158	GOM_NL__2PRFIN20041216_075017_000000372033_00035_14618_7657.N1	16-DEC-2004 07:50:17	Bright	37.000	110	37Del Cas	2.6780	8900.0	74	14618	No
159	GOM_NL__2PRFIN20041216_075659_000000362033_00035_14618_7658.N1	16-DEC-2004 07:56:59	Bright	36.000	49	1Alp UMi	1.9900	6300.0	72	14618	No
160	GOM_NL__2PRFIN20041216_080141_000000372033_00035_14618_7659.N1	16-DEC-2004 08:01:41	Bright	37.000	60	7Bet UMi	2.0810	3950.0	74	14618	No

161	GOM_NL__2PRFIN20041216_080324_000000542033_00035_14618_7660.N1	16-DEC-2004 08:03:24	Bright	53.500	82	48Bet UMa	2.3650	10600.	107	14618	No
162	GOM_NL__2PRFIN20041216_080618_000000452033_00035_14618_7661.N1	16-DEC-2004 08:06:18	Bright	45.000	32	77Eps UMa	1.7630	11000.	90	14618	No
163	GOM_NL__2PRFIN20041216_080854_000000582033_00035_14618_7662.N1	16-DEC-2004 08:08:54	Bright	58.000	39	85Eta UMa	1.8540	24000.	116	14618	No
164	GOM_NL__2PRFIN20041216_081216_000000382033_00035_14618_7663.N1	16-DEC-2004 08:12:16	Bright	38.000	180	27Gam Boo	3.0400	8000.0	76	14618	No
165	GOM_NL__2PRFIN20041216_081529_000000382033_00035_14618_7664.N1	16-DEC-2004 08:15:29	Bright	37.500	83		2.3780	11000.	75	14618	No
166	GOM_NL__2PRFIN20041216_081849_000000452033_00035_14618_7665.N1	16-DEC-2004 08:18:49	Bright	44.500	111	8Eta Boo	2.6800	6000.0	89	14618	No
167	GOM_NL__2PRFIN20041216_082251_000000542033_00035_14618_7666.N1	16-DEC-2004 08:22:51	Bright	53.500	138	47Eps Vir	2.8280	4700.0	107	14618	No
168	GOM_NL__2PRFIN20041216_082850_000000522033_00035_14618_7667.N1	16-DEC-2004 08:28:50	Twilight	51.500	15	67Alp Vir	0.97600	28000.	103	14618	No
169	GOM_NL__2PRFIN20041216_083220_000000462033_00035_14618_7668.N1	16-DEC-2004 08:32:20	Dark	46.000	169	46Gam Hya	2.9910	4700.0	92	14618	No
170	GOM_NL__2PRFIN20041216_083357_000000462033_00035_14618_7669.N1	16-DEC-2004 08:33:57	Dark	46.000	54	5The Cen	2.0550	4500.0	92	14618	No
171	GOM_NL__2PRFIN20041216_083605_000000382033_00035_14618_7670.N1	16-DEC-2004 08:36:05	Dark	38.000	78	Alp Lup	2.3040	28000.	76	14618	No
172	GOM_NL__2PRFIN20041216_083939_000000522033_00035_14618_7671.N1	16-DEC-2004 08:39:39	Dark	52.000	4	Alp1Cen	-0.010000	5800.0	104	14618	No
173	GOM_NL__2PRFIN20041216_084129_000000422033_00036_14619_7625.N1	16-DEC-2004 08:41:29	Dark	41.500	20	Bet Cru	1.2530	30000.	83	14619	No
174	GOM_NL__2PRFIN20041216_084328_000000382033_00036_14619_7626.N1	16-DEC-2004 08:43:28	Dark	37.500	112	Alp Mus	2.6880	26000.	75	14619	No
175	GOM_NL__2PRFIN20041216_084734_000000402033_00036_14619_7627.N1	16-DEC-2004 08:47:34	Dark	40.000	159	Ups Car	2.9200	7200.0	80	14619	No
176	GOM_NL__2PRFIN20041216_084856_000000422033_00036_14619_7628.N1	16-DEC-2004 08:48:56	Dark	41.500	71	Iot Car	2.2460	7700.0	83	14619	No
177	GOM_NL__2PRFIN20041216_085049_000000572033_00036_14619_7629.N1	16-DEC-2004 08:50:49	Dark	56.500	41	Eps Car	1.8600	4100.0	113	14619	No
178	GOM_NL__2PRFIN20041216_085336_000000502033_00036_14619_7630.N1	16-DEC-2004 08:53:36	Dark	49.500	34	Gam2Vel	1.7930	23000.	99	14619	No
179	GOM_NL__2PRFIN20041216_085540_000000492033_00036_14619_7631.N1	16-DEC-2004 08:55:40	Dark	49.000	2	Alp Car	-0.73600	7000.0	98	14619	No
180	GOM_NL__2PRFIN20041216_085826_000000552033_00036_14619_7632.N1	16-DEC-2004 08:58:26	Dark	54.500	117	Pi Pup	2.7060	3800.0	109	14619	No
181	GOM_NL__2PRFIN20041216_090140_000000572033_00036_14619_7633.N1	16-DEC-2004 09:01:40	Straylight	57.000	23	21Eps CMa	1.5020	26000.	114	14619	No
182	GOM_NL__2PRFIN20041216_090327_000000582033_00036_14619_7634.N1	16-DEC-2004 09:03:27	Straylight	57.500	179	24Omi2CMa	3.0320	24000.	115	14619	No
183	GOM_NL__2PRFIN20041216_090629_000000732033_00036_14619_7635.N1	16-DEC-2004 09:06:29	Straylight	73.000	1	9Alp CMa	-1.4400	11000.	146	14619	No
184	GOM_NL__2PRFIN20041216_090944_000000502033_00036_14619_7636.N1	16-DEC-2004 09:09:44	Straylight	50.000	7	19Bet Ori	0.10000	14000.	100	14619	No
185	GOM_NL__2PRFIN20041216_091157_000000482033_00036_14619_7637.N1	16-DEC-2004 09:11:57	Straylight	48.000	30	46Eps Ori	1.6940	30000.	96	14619	No
186	GOM_NL__2PRFIN20041216_091505_000000642033_00036_14619_7638.N1	16-DEC-2004 09:15:05	Twilight	64.000	14	58Alp Ori	0.87000	3000.0	128	14619	No
187	GOM_NL__2PRFIN20041216_091702_000000542033_00036_14619_7639.N1	16-DEC-2004 09:17:02	Twilight	54.000	13	87Alp Tau	0.86700	3800.0	108	14619	No
188	GOM_NL__2PRFIN20041216_091915_000000372033_00036_14619_7640.N1	16-DEC-2004 09:19:15	Bright	36.500	146	25Eta Tau	2.8730	15200.	73	14619	No
189	GOM_NL__2PRFIN20041216_092124_000000372033_00036_14619_7641.N1	16-DEC-2004 09:21:24	Bright	37.000	150	44Zet Per	2.8900	28000.	74	14619	No
190	GOM_NL__2PRFIN20041216_092342_000000362033_00036_14619_7642.N1	16-DEC-2004 09:23:42	Bright	36.000	149	45Eps Per	2.8880	30000.	72	14619	No
191	GOM_NL__2PRFIN20041216_092553_000000362033_00036_14619_7643.N1	16-DEC-2004 09:25:53	Bright	36.000	175	39Del Per	3.0100	19400.	72	14619	No
192	GOM_NL__2PRFIN20041216_092740_000000372033_00036_14619_7644.N1	16-DEC-2004 09:27:40	Bright	36.500	160	23Gam Per	2.9300	4700.0	73	14619	No
193	GOM_NL__2PRFIN20041216_093053_000000382033_00036_14619_7645.N1	16-DEC-2004 09:30:53	Bright	38.000	110	37Del Cas	2.6780	8900.0	76	14619	No
194	GOM_NL__2PRFIN20041216_093734_000000392033_00036_14619_7646.N1	16-DEC-2004 09:37:34	Bright	39.000	49	1Alp UMi	1.9900	6300.0	78	14619	No
195	GOM_NL__2PRFIN20041216_094217_000000392033_00036_14619_7647.N1	16-DEC-2004 09:42:17	Bright	39.000	60	7Bet UMi	2.0810	3950.0	78	14619	No
196	GOM_NL__2PRFIN20041216_094402_000000532033_00036_14619_7648.N1	16-DEC-2004 09:44:02	Bright	52.500	82	48Bet UMa	2.3650	10600.	105	14619	No
197	GOM_NL__2PRFIN20041216_094654_000000432033_00036_14619_7649.N1	16-DEC-2004 09:46:54	Bright	43.000	32	77Eps UMa	1.7630	11000.	86	14619	No
198	GOM_NL__2PRFIN20041216_094930_000000422033_00036_14619_7650.N1	16-DEC-2004 09:49:30	Bright	41.500	39	85Eta UMa	1.8540	24000.	83	14619	No
199	GOM_NL__2PRFIN20041216_095251_000000382033_00036_14619_7651.N1	16-DEC-2004 09:52:51	Bright	38.000	180	27Gam Boo	3.0400	8000.0	76	14619	No
200	GOM_NL__2PRFIN20041216_095605_000000392033_00036_14619_7652.N1	16-DEC-2004 09:56:05	Bright	38.500	83		2.3780	11000.	77	14619	No
201	GOM_NL__2PRFIN20041216_095926_000000442033_00036_14619_7653.N1	16-DEC-2004 09:59:26	Bright	43.500	111	8Eta Boo	2.6800	6000.0	87	14619	No
202	GOM_NL__2PRFIN20041216_100328_000000752033_00036_14619_7654.N1	16-DEC-2004 10:03:28	Bright	75.000	138	47Eps Vir	2.8280	4700.0	150	14619	No
203	GOM_NL__2PRFIN20041216_100926_000000542033_00036_14619_7655.N1	16-DEC-2004 10:09:26	Twilight	54.000	15	67Alp Vir	0.97600	28000.	108	14619	No
204	GOM_NL__2PRFIN20041216_101257_000000492033_00036_14619_7656.N1	16-DEC-2004 10:12:57	Dark	48.500	169	46Gam Hya	2.9910	4700.0	97	14619	No
205	GOM_NL__2PRFIN20041216_101433_000000482033_00036_14619_7657.N1	16-DEC-2004 10:14:33	Dark	47.500	54	5The Cen	2.0550	4500.0	95	14619	No
206	GOM_NL__2PRFIN20041216_101640_000000412033_00036_14619_7658.N1	16-DEC-2004 10:16:40	Dark	40.500	78	Alp Lup	2.3040	28000.	81	14619	No
207	GOM_NL__2PRFIN20041216_102015_000000522033_00036_14619_7659.N1	16-DEC-2004 10:20:15	Dark	52.000	4	Alp1Cen	-0.010000	5800.0	104	14619	No
208	GOM_NL__2PRFIN20041216_102205_000000402033_00037_14620_7732.N1	16-DEC-2004 10:22:05	Dark	39.500	20	Bet Cru	1.2530	30000.	79	14620	No
209	GOM_NL__2PRFIN20041216_102405_000000402033_00037_14620_7733.N1	16-DEC-2004 10:24:05	Dark	39.500	112	Alp Mus	2.6880	26000.	79	14620	No
210	GOM_NL__2PRFIN20041216_102810_000000402033_00037_14620_7734.N1	16-DEC-2004 10:28:10	Dark	40.000	159	Ups Car	2.9200	7200.0	80	14620	No
211	GOM_NL__2PRFIN20041216_102932_000000422033_00037_14620_7735.N1	16-DEC-2004 10:29:32	Dark	41.500	71	Iot Car	2.2460	7700.0	83	14620	No
212	GOM_NL__2PRFIN20041216_103126_000000542033_00037_14620_7736.N1	16-DEC-2004 10:31:26	Dark	54.000	41	Eps Car	1.8600	4100.0	108	14620	No
213	GOM_NL__2PRFIN20041216_103413_000000572033_00037_14620_7737.N1	16-DEC-2004 10:34:13	Dark	56.500	34	Gam2Vel	1.7930	23000.	113	14620	No
214	GOM_NL__2PRFIN20041216_103617_000000492033_00037_14620_7738.N1	16-DEC-2004 10:36:17	Dark	49.000	2	Alp Car	-0.73600	7000.0	98	14620	No
215	GOM_NL__2PRFIN20041216_103902_000000592033_00037_14620_7739.N1	16-DEC-2004 10:39:02	Dark	59.000	117	Pi Pup	2.7060	3800.0	118	14620	No
216	GOM_NL__2PRFIN20041216_104216_000000572033_00037_14620_7740.N1	16-DEC-2004 10:42:16	Straylight	56.500	23	21Eps CMa	1.5020	26000.	113	14620	No
217	GOM_NL__2PRFIN20041216_104403_000000572033_00037_14620_7741.N1	16-DEC-2004 10:44:03	Straylight	56.500	179	24Omi2CMa	3.0320	24000.	113	14620	No
218	GOM_NL__2PRFIN20041216_105019_000000512033_00037_14620_7742.N1	16-DEC-2004 10:50:19	Straylight	50.500	7	19Bet Ori	0.10000	14000.	101	14620	No
219	GOM_NL__2PRFIN20041216_105233_000000492033_00037_14620_7743.N1	16-DEC-2004 10:52:33	Straylight	49.000	30	46Eps Ori	1.6940	30000.	98	14620	No

220	GOM_NL__2PRFIN20041216_105540_000000622033_00037_14620_7744.N1	16-DEC-2004 10:55:40	Twilight	62.000	14	58Alp Ori	0.87000	3000.0	124	14620	No
221	GOM_NL__2PRFIN20041216_105738_000000542033_00037_14620_7745.N1	16-DEC-2004 10:57:38	Twilight	54.000	13	87Alp Tau	0.86700	3800.0	108	14620	No
222	GOM_NL__2PRFIN20041216_105951_000000362033_00037_14620_7746.N1	16-DEC-2004 10:59:51	Bright	36.000	146	25Eta Tau	2.8730	15200.	72	14620	No
223	GOM_NL__2PRFIN20041216_110200_000000382033_00037_14620_7747.N1	16-DEC-2004 11:02:00	Bright	38.000	150	44Zet Per	2.8900	28000.	76	14620	No
224	GOM_NL__2PRFIN20041216_110417_000000362033_00037_14620_7748.N1	16-DEC-2004 11:04:17	Bright	36.000	149	45Eps Per	2.8880	30000.	72	14620	No
225	GOM_NL__2PRFIN20041216_110629_000000382033_00037_14620_7749.N1	16-DEC-2004 11:06:29	Bright	37.500	175	39Del Per	3.0100	19400.	75	14620	No
226	GOM_NL__2PRFIN20041216_110815_000000382033_00037_14620_7750.N1	16-DEC-2004 11:08:15	Bright	37.500	160	23Gam Per	2.9300	4700.0	75	14620	No
227	GOM_NL__2PRFIN20041216_111129_000000372033_00037_14620_7751.N1	16-DEC-2004 11:11:29	Bright	37.000	110	37Del Cas	2.6780	8900.0	74	14620	No
228	GOM_NL__2PRFIN20041216_111810_000000392033_00037_14620_7752.N1	16-DEC-2004 11:18:10	Bright	38.500	49	1Alp UMi	1.9900	6300.0	77	14620	No
229	GOM_NL__2PRFIN20041216_112253_000000402033_00037_14620_7753.N1	16-DEC-2004 11:22:53	Bright	40.000	60	7Bet UMi	2.0810	3950.0	80	14620	No
230	GOM_NL__2PRFIN20041216_112437_000000512033_00037_14620_7754.N1	16-DEC-2004 11:24:37	Bright	51.000	82	48Bet UMa	2.3650	10600.	102	14620	No
231	GOM_NL__2PRFIN20041216_112729_000000442033_00037_14620_7755.N1	16-DEC-2004 11:27:29	Bright	43.500	32	77Eps UMa	1.7630	11000.	87	14620	No
232	GOM_NL__2PRFIN20041216_113005_000000402033_00037_14620_7756.N1	16-DEC-2004 11:30:05	Bright	39.500	39	85Eta UMa	1.8540	24000.	79	14620	No
233	GOM_NL__2PRFIN20041216_113327_000000392033_00037_14620_7757.N1	16-DEC-2004 11:33:27	Bright	38.500	180	27Gam Boo	3.0400	8000.0	77	14620	No
234	GOM_NL__2PRFIN20041216_113641_000000392033_00037_14620_7758.N1	16-DEC-2004 11:36:41	Bright	38.500	83		2.3780	11000.	77	14620	No
235	GOM_NL__2PRFIN20041216_114002_000000482033_00037_14620_7759.N1	16-DEC-2004 11:40:02	Bright	48.000	111	8Eta Boo	2.6800	6000.0	96	14620	No
236	GOM_NL__2PRFIN20041216_114148_000000352033_00037_14620_7760.N1	16-DEC-2004 11:41:48	Bright	34.500	102	24Alp Ser	2.6000	4250.0	69	14620	No
237	GOM_NL__2PRFIN20041216_114404_000000572033_00037_14620_7761.N1	16-DEC-2004 11:44:04	Bright	56.500	138	47Eps Vir	2.8280	4700.0	113	14620	No
238	GOM_NL__2PRFIN20041216_115003_000000542033_00037_14620_7762.N1	16-DEC-2004 11:50:03	Twilight	54.000	15	67Alp Vir	0.97600	28000.	108	14620	No
239	GOM_NL__2PRFIN20041216_115333_000000502033_00037_14620_7763.N1	16-DEC-2004 11:53:33	Dark	49.500	169	46Gam Hya	2.9910	4700.0	99	14620	No
240	GOM_NL__2PRFIN20041216_115509_000000472033_00037_14620_7764.N1	16-DEC-2004 11:55:09	Dark	46.500	54	5The Cen	2.0550	4500.0	93	14620	No
241	GOM_NL__2PRFIN20041216_115717_000000392033_00037_14620_7765.N1	16-DEC-2004 11:57:17	Dark	39.000	78	Alp Lup	2.3040	28000.	78	14620	No
242	GOM_NL__2PRFIN20041216_120440_000000392033_00038_14621_7732.N1	16-DEC-2004 12:04:40	Dark	39.000	112	Alp Mus	2.6880	26000.	78	14621	No
243	GOM_NL__2PRFIN20041216_120846_000000422033_00038_14621_7733.N1	16-DEC-2004 12:08:46	Dark	42.000	159	Ups Car	2.9200	7200.0	84	14621	No
244	GOM_NL__2PRFIN20041216_121008_000000452033_00038_14621_7734.N1	16-DEC-2004 12:10:08	Dark	45.000	71	lot Car	2.2460	7700.0	90	14621	No
245	GOM_NL__2PRFIN20041216_121201_000000462033_00038_14621_7735.N1	16-DEC-2004 12:12:01	Dark	46.000	41	Eps Car	1.8600	4100.0	92	14621	No
246	GOM_NL__2PRFIN20041216_121449_000000522033_00038_14621_7736.N1	16-DEC-2004 12:14:49	Dark	51.500	34	Gam2Vel	1.7930	23000.	103	14621	No
247	GOM_NL__2PRFIN20041216_121653_000000502033_00038_14621_7737.N1	16-DEC-2004 12:16:53	Dark	49.500	2	Alp Car	-0.73600	7000.0	99	14621	No
248	GOM_NL__2PRFIN20041216_121939_000000562033_00038_14621_7738.N1	16-DEC-2004 12:19:39	Dark	56.000	117	Pi Pup	2.7060	3800.0	112	14621	No
249	GOM_NL__2PRFIN20041216_122252_000000592033_00038_14621_7739.N1	16-DEC-2004 12:22:52	Straylight	58.500	23	21Eps CMa	1.5020	26000.	117	14621	No
250	GOM_NL__2PRFIN20041216_122439_000000412033_00038_14621_7740.N1	16-DEC-2004 12:24:39	Straylight	40.500	179	24Omi2CMa	3.0320	24000.	81	14621	No
251	GOM_NL__2PRFIN20041216_122741_000000632033_00038_14621_7741.N1	16-DEC-2004 12:27:41	Straylight	62.500	1	9Alp CMa	-1.4400	11000.	125	14621	No
252	GOM_NL__2PRFIN20041216_123054_000000542033_00038_14621_7742.N1	16-DEC-2004 12:30:54	Straylight	54.000	7	19Bet Ori	0.10000	14000.	108	14621	No
253	GOM_NL__2PRFIN20041216_123308_000000502033_00038_14621_7743.N1	16-DEC-2004 12:33:08	Straylight	50.000	30	46Eps Ori	1.6940	30000.	100	14621	No
254	GOM_NL__2PRFIN20041216_123615_000000662033_00038_14621_7744.N1	16-DEC-2004 12:36:15	Twilight	65.500	14	58Alp Ori	0.87000	3000.0	131	14621	No
255	GOM_NL__2PRFIN20041216_123814_000000542033_00038_14621_7745.N1	16-DEC-2004 12:38:14	Twilight	54.000	13	87Alp Tau	0.86700	3800.0	108	14621	No
256	GOM_NL__2PRFIN20041216_124026_000000382033_00038_14621_7746.N1	16-DEC-2004 12:40:26	Bright	38.000	146	25Eta Tau	2.8730	15200.	76	14621	No
257	GOM_NL__2PRFIN20041216_124235_000000382033_00038_14621_7747.N1	16-DEC-2004 12:42:35	Bright	38.000	150	44Zet Per	2.8900	28000.	76	14621	No
258	GOM_NL__2PRFIN20041216_124452_000000372033_00038_14621_7748.N1	16-DEC-2004 12:44:52	Bright	37.000	149	45Eps Per	2.8880	30000.	74	14621	No
259	GOM_NL__2PRFIN20041216_124704_000000372033_00038_14621_7749.N1	16-DEC-2004 12:47:04	Bright	36.500	175	39Del Per	3.0100	19400.	73	14621	No
260	GOM_NL__2PRFIN20041216_124849_000000412033_00038_14621_7750.N1	16-DEC-2004 12:48:49	Bright	40.500	160	23Gam Per	2.9300	4700.0	81	14621	No
261	GOM_NL__2PRFIN20041216_125205_000000392033_00038_14621_7751.N1	16-DEC-2004 12:52:05	Bright	38.500	110	37Del Cas	2.6780	8900.0	77	14621	No
262	GOM_NL__2PRFIN20041216_125846_000000402033_00038_14621_7752.N1	16-DEC-2004 12:58:46	Bright	39.500	49	1Alp UMi	1.9900	6300.0	79	14621	No
263	GOM_NL__2PRFIN20041216_130329_000000382033_00038_14621_7753.N1	16-DEC-2004 13:03:29	Bright	38.000	60	7Bet UMi	2.0810	3950.0	76	14621	No
264	GOM_NL__2PRFIN20041216_130513_000000522033_00038_14621_7754.N1	16-DEC-2004 13:05:13	Bright	51.500	82	48Bet UMa	2.3650	10600.	103	14621	No
265	GOM_NL__2PRFIN20041216_130805_000000442033_00038_14621_7755.N1	16-DEC-2004 13:08:05	Bright	43.500	32	77Eps UMa	1.7630	11000.	87	14621	No
266	GOM_NL__2PRFIN20041216_131040_000000472033_00038_14621_7756.N1	16-DEC-2004 13:10:40	Bright	47.000	39	85Eta UMa	1.8540	24000.	94	14621	No
267	GOM_NL__2PRFIN20041216_131403_000000552033_00038_14621_7757.N1	16-DEC-2004 13:14:03	Bright	55.000	180	27Gam Boo	3.0400	8000.0	110	14621	No
268	GOM_NL__2PRFIN20041216_131717_000000382033_00038_14621_7758.N1	16-DEC-2004 13:17:17	Bright	37.500	83		2.3780	11000.	75	14621	No
269	GOM_NL__2PRFIN20041216_132037_000000432033_00038_14621_7759.N1	16-DEC-2004 13:20:37	Bright	42.500	111	8Eta Boo	2.6800	6000.0	85	14621	No
270	GOM_NL__2PRFIN20041216_132224_000000352033_00038_14621_7760.N1	16-DEC-2004 13:22:24	Bright	35.000	102	24Alp Ser	2.6000	4250.0	70	14621	No
271	GOM_NL__2PRFIN20041216_132441_000000562033_00038_14621_7761.N1	16-DEC-2004 13:24:41	Bright	56.000	138	47Eps Vir	2.8280	4700.0	112	14621	No
272	GOM_NL__2PRFIN20041216_133038_000000592033_00038_14621_7762.N1	16-DEC-2004 13:30:38	Twilight	58.500	15	67Alp Vir	0.97600	28000.	117	14621	No
273	GOM_NL__2PRFIN20041216_133409_000000522033_00038_14621_7763.N1	16-DEC-2004 13:34:09	Dark	51.500	169	46Gam Hya	2.9910	4700.0	103	14621	No
274	GOM_NL__2PRFIN20041216_133545_000000472033_00038_14621_7764.N1	16-DEC-2004 13:35:45	Dark	46.500	54	5The Cen	2.0550	4500.0	93	14621	No
275	GOM_NL__2PRFIN20041216_133753_000000422033_00038_14621_7765.N1	16-DEC-2004 13:37:53	Dark	41.500	78	Alp Lup	2.3040	28000.	83	14621	No
276	GOM_NL__2PRFIN20041216_134516_000000382033_00039_14622_7732.N1	16-DEC-2004 13:45:16	Dark	37.500	112	Alp Mus	2.6880	26000.	75	14622	No
277	GOM_NL__2PRFIN20041216_134921_000000412033_00039_14622_7733.N1	16-DEC-2004 13:49:21	Dark	40.500	159	Ups Car	2.9200	7200.0	81	14622	No
278	GOM_NL__2PRFIN20041216_135044_000000432033_00039_14622_7734.N1	16-DEC-2004 13:50:44	Dark	42.500	71	lot Car	2.2460	7700.0	85	14622	No

279	GOM_NL__2PRFIN20041216_135236_000000482033_00039_14622_7735.N1	16-DEC-2004 13:52:36	Dark	48.000	41	Eps Car	1.8600	4100.0	96	14622	No
280	GOM_NL__2PRFIN20041216_135525_000000492033_00039_14622_7736.N1	16-DEC-2004 13:55:25	Dark	48.500	34	Gam2Vel	1.7930	23000.	97	14622	No
281	GOM_NL__2PRFIN20041216_135729_000000552033_00039_14622_7737.N1	16-DEC-2004 13:57:29	Dark	55.000	2	Alp Car	-0.73600	7000.0	110	14622	No
282	GOM_NL__2PRFIN20041216_140015_000000592033_00039_14622_7738.N1	16-DEC-2004 14:00:15	Dark	59.000	117	Pi Pup	2.7060	3800.0	118	14622	No
283	GOM_NL__2PRFIN20041216_140327_000000592033_00039_14622_7739.N1	16-DEC-2004 14:03:27	Straylight	58.500	23	21Eps CMa	1.5020	26000.	117	14622	No
284	GOM_NL__2PRFIN20041216_140516_000000552033_00039_14622_7740.N1	16-DEC-2004 14:05:16	Straylight	55.000	179	24Omi2CMa	3.0320	24000.	110	14622	No
285	GOM_NL__2PRFIN20041216_140817_000000632033_00039_14622_7741.N1	16-DEC-2004 14:08:17	Straylight	62.500	1	9Alp CMa	-1.4400	11000.	125	14622	No
286	GOM_NL__2PRFIN20041216_141130_000000562033_00039_14622_7742.N1	16-DEC-2004 14:11:30	Straylight	56.000	7	19Bet Ori	0.10000	14000.	112	14622	No
287	GOM_NL__2PRFIN20041216_141342_000000522033_00039_14622_7743.N1	16-DEC-2004 14:13:42	Straylight	51.500	30	46Eps Ori	1.6940	30000.	103	14622	No
288	GOM_NL__2PRFIN20041216_141650_000000662033_00039_14622_7744.N1	16-DEC-2004 14:16:50	Tw_i_and_stray	66.000	14	58Alp Ori	0.87000	3000.0	132	14622	No
289	GOM_NL__2PRFIN20041216_141849_000000532033_00039_14622_7745.N1	16-DEC-2004 14:18:49	Tw_i_and_stray	53.000	13	87Alp Tau	0.86700	3800.0	106	14622	No
290	GOM_NL__2PRFIN20041216_142102_000000402033_00039_14622_7746.N1	16-DEC-2004 14:21:02	Bright	40.000	146	25Eta Tau	2.8730	15200.	80	14622	No
291	GOM_NL__2PRFIN20041216_142311_000000402033_00039_14622_7747.N1	16-DEC-2004 14:23:11	Bright	39.500	150	44Zet Per	2.8900	28000.	79	14622	No
292	GOM_NL__2PRFIN20041216_142528_000000382033_00039_14622_7748.N1	16-DEC-2004 14:25:28	Bright	37.500	149	45Eps Per	2.8880	30000.	75	14622	No
293	GOM_NL__2PRFIN20041216_142740_000000382033_00039_14622_7749.N1	16-DEC-2004 14:27:40	Bright	37.500	175	39Del Per	3.0100	19400.	75	14622	No
294	GOM_NL__2PRFIN20041216_142927_000000392033_00039_14622_7750.N1	16-DEC-2004 14:29:27	Bright	38.500	160	23Gam Per	2.9300	4700.0	77	14622	No
295	GOM_NL__2PRFIN20041216_143242_000000392033_00039_14622_7751.N1	16-DEC-2004 14:32:42	Bright	38.500	110	37Del Cas	2.6780	8900.0	77	14622	No
296	GOM_NL__2PRFIN20041216_143921_000000382033_00039_14622_7752.N1	16-DEC-2004 14:39:21	Bright	38.000	49	1Alp UMi	1.9900	6300.0	76	14622	No
297	GOM_NL__2PRFIN20041216_144405_000000382033_00039_14622_7753.N1	16-DEC-2004 14:44:05	Bright	38.000	60	7Bet UMi	2.0810	3950.0	76	14622	No
298	GOM_NL__2PRFIN20041216_144548_000000522033_00039_14622_7754.N1	16-DEC-2004 14:45:48	Bright	52.000	82	48Bet UMa	2.3650	10600.	104	14622	No
299	GOM_NL__2PRFIN20041216_144841_000000422033_00039_14622_7755.N1	16-DEC-2004 14:48:41	Bright	42.000	32	77Eps UMa	1.7630	11000.	84	14622	No
300	GOM_NL__2PRFIN20041216_145117_000000422033_00039_14622_7756.N1	16-DEC-2004 14:51:17	Bright	42.000	39	85Eta UMa	1.8540	24000.	84	14622	No
301	GOM_NL__2PRFIN20041216_145439_000000402033_00039_14622_7757.N1	16-DEC-2004 14:54:39	Bright	40.000	180	27Gam Boo	3.0400	8000.0	80	14622	No
302	GOM_NL__2PRFIN20041216_145753_000000372033_00039_14622_7758.N1	16-DEC-2004 14:57:53	Bright	37.000	83		2.3780	11000.	74	14622	No
303	GOM_NL__2PRFIN20041216_150114_000000452033_00039_14622_7759.N1	16-DEC-2004 15:01:14	Bright	44.500	111	8Eta Boo	2.6800	6000.0	89	14622	No
304	GOM_NL__2PRFIN20041216_150300_000000362033_00039_14622_7760.N1	16-DEC-2004 15:03:00	Bright	36.000	102	24Alp Ser	2.6000	4250.0	72	14622	No
305	GOM_NL__2PRFIN20041216_150517_000000752033_00039_14622_7761.N1	16-DEC-2004 15:05:17	Bright	75.000	138	47Eps Vir	2.8280	4700.0	150	14622	No
306	GOM_NL__2PRFIN20041216_151116_000000522033_00039_14622_7762.N1	16-DEC-2004 15:11:16	Tw_i_and_stray	52.000	15	67Alp Vir	0.97600	28000.	104	14622	No
307	GOM_NL__2PRFIN20041216_151446_000000502033_00039_14622_7763.N1	16-DEC-2004 15:14:46	Dark	49.500	169	46Gam Hya	2.9910	4700.0	99	14622	No
308	GOM_NL__2PRFIN20041216_151622_000000452033_00039_14622_7764.N1	16-DEC-2004 15:16:22	Dark	44.500	54	5The Cen	2.0550	4500.0	89	14622	No
309	GOM_NL__2PRFIN20041216_151829_000000422033_00039_14622_7765.N1	16-DEC-2004 15:18:29	Dark	41.500	78	Alp Lup	2.3040	28000.	83	14622	No
310	GOM_NL__2PRFIN20041216_152552_000000402033_00040_14623_7752.N1	16-DEC-2004 15:25:52	Dark	40.000	112	Alp Mus	2.6880	26000.	80	14623	No
311	GOM_NL__2PRFIN20041216_152958_000000422033_00040_14623_7753.N1	16-DEC-2004 15:29:58	Dark	41.500	159	Ups Car	2.9200	7200.0	83	14623	No
312	GOM_NL__2PRFIN20041216_153121_000000442033_00040_14623_7754.N1	16-DEC-2004 15:31:21	Dark	43.500	71	lot Car	2.2460	7700.0	87	14623	No
313	GOM_NL__2PRFIN20041216_153315_000000492033_00040_14623_7755.N1	16-DEC-2004 15:33:15	Dark	49.000	41	Eps Car	1.8600	4100.0	98	14623	No
314	GOM_NL__2PRFIN20041216_153602_000000572033_00040_14623_7756.N1	16-DEC-2004 15:36:02	Dark	57.000	34	Gam2Vel	1.7930	23000.	114	14623	No
315	GOM_NL__2PRFIN20041216_153805_000000512033_00040_14623_7757.N1	16-DEC-2004 15:38:05	Dark	50.500	2	Alp Car	-0.73600	7000.0	101	14623	No
316	GOM_NL__2PRFIN20041216_154052_000000582033_00040_14623_7758.N1	16-DEC-2004 15:40:52	Dark	57.500	117	Pi Pup	2.7060	3800.0	115	14623	No
317	GOM_NL__2PRFIN20041216_154552_000000572033_00040_14623_7759.N1	16-DEC-2004 15:45:52	Straylight	56.500	179	24Omi2CMa	3.0320	24000.	113	14623	No
318	GOM_NL__2PRFIN20041216_154853_000000702033_00040_14623_7760.N1	16-DEC-2004 15:48:53	Straylight	70.000	1	9Alp CMa	-1.4400	11000.	140	14623	No
319	GOM_NL__2PRFIN20041216_155204_000000542033_00040_14623_7761.N1	16-DEC-2004 15:52:04	Straylight	54.000	7	19Bet Ori	0.10000	14000.	108	14623	No
320	GOM_NL__2PRFIN20041216_155418_000000522033_00040_14623_7762.N1	16-DEC-2004 15:54:18	Straylight	52.000	30	46Eps Ori	1.6940	30000.	104	14623	No
321	GOM_NL__2PRFIN20041216_155726_000000662033_00040_14623_7763.N1	16-DEC-2004 15:57:26	Tw_i_and_stray	66.000	14	58Alp Ori	0.87000	3000.0	132	14623	No
322	GOM_NL__2PRFIN20041216_155926_000000542033_00040_14623_7764.N1	16-DEC-2004 15:59:26	Tw_i_and_stray	54.000	13	87Alp Tau	0.86700	3800.0	108	14623	No
323	GOM_NL__2PRFIN20041216_160138_000000402033_00040_14623_7765.N1	16-DEC-2004 16:01:38	Bright	39.500	146	25Eta Tau	2.8730	15200.	79	14623	No
324	GOM_NL__2PRFIN20041216_160347_000000392033_00040_14623_7766.N1	16-DEC-2004 16:03:47	Bright	38.500	150	44Zet Per	2.8900	28000.	77	14623	No
325	GOM_NL__2PRFIN20041216_160604_000000382033_00040_14623_7767.N1	16-DEC-2004 16:06:04	Bright	38.000	149	45Eps Per	2.8880	30000.	76	14623	No
326	GOM_NL__2PRFIN20041216_160814_000000392033_00040_14623_7768.N1	16-DEC-2004 16:08:14	Bright	38.500	175	39Del Per	3.0100	19400.	77	14623	No
327	GOM_NL__2PRFIN20041216_161001_000000392033_00040_14623_7769.N1	16-DEC-2004 16:10:01	Bright	39.000	160	23Gam Per	2.9300	4700.0	78	14623	No
328	GOM_NL__2PRFIN20041216_161318_000000382033_00040_14623_7770.N1	16-DEC-2004 16:13:18	Bright	37.500	110	37Del Cas	2.6780	8900.0	75	14623	No
329	GOM_NL__2PRFIN20041216_161957_000000382033_00040_14623_7771.N1	16-DEC-2004 16:19:57	Bright	38.000	49	1Alp UMi	1.9900	6300.0	76	14623	No
330	GOM_NL__2PRFIN20041216_162441_000000412033_00040_14623_7772.N1	16-DEC-2004 16:24:41	Bright	40.500	60	7Bet UMi	2.0810	3950.0	81	14623	No
331	GOM_NL__2PRFIN20041216_162623_000000532033_00040_14623_7773.N1	16-DEC-2004 16:26:23	Bright	53.000	82	48Bet UMa	2.3650	10600.	106	14623	No
332	GOM_NL__2PRFIN20041216_162916_000000442033_00040_14623_7774.N1	16-DEC-2004 16:29:16	Bright	44.000	32	77Eps UMa	1.7630	11000.	88	14623	No
333	GOM_NL__2PRFIN20041216_163152_000000422033_00040_14623_7775.N1	16-DEC-2004 16:31:52	Bright	41.500	39	85Eta UMa	1.8540	24000.	83	14623	No
334	GOM_NL__2PRFIN20041216_163515_000000392033_00040_14623_7776.N1	16-DEC-2004 16:35:15	Bright	39.000	180	27Gam Boo	3.0400	8000.0	78	14623	No
335	GOM_NL__2PRFIN20041216_163829_000000392033_00040_14623_7777.N1	16-DEC-2004 16:38:29	Bright	38.500	83		2.3780	11000.	77	14623	No
336	GOM_NL__2PRFIN20041216_164150_000000432033_00040_14623_7778.N1	16-DEC-2004 16:41:50	Bright	43.000	111	8Eta Boo	2.6800	6000.0	86	14623	No
337	GOM_NL__2PRFIN20041216_164336_000000362033_00040_14623_7779.N1	16-DEC-2004 16:43:36	Bright	35.500	102	24Alp Ser	2.6000	4250.0	71	14623	No

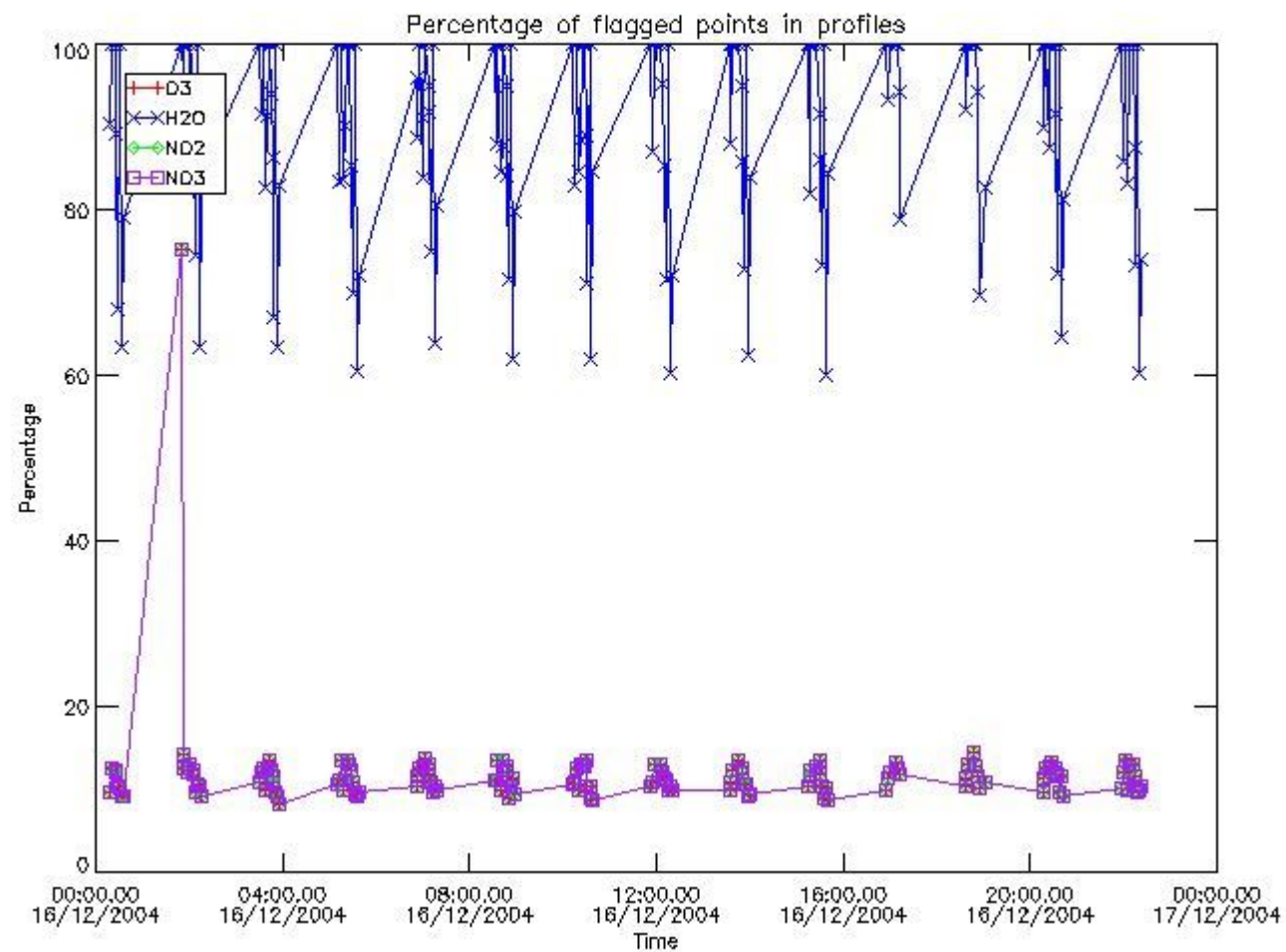
338	GOM_NL__2PRFIN20041216_164554_000000542033_00040_14623_7780.N1	16-DEC-2004 16:45:54	Bright	54.000	138	47Eps Vir	2.8280	4700.0	108	14623	No
339	GOM_NL__2PRFIN20041216_165150_000000622033_00040_14623_7781.N1	16-DEC-2004 16:51:50	Twilight	62.000	15	67Alp Vir	0.97600	28000.	124	14623	No
340	GOM_NL__2PRFIN20041216_165523_000000512033_00040_14623_7782.N1	16-DEC-2004 16:55:23	Dark	51.000	169	46Gam Hya	2.9910	4700.0	102	14623	No
341	GOM_NL__2PRFIN20041216_165658_000000452033_00040_14623_7783.N1	16-DEC-2004 16:56:58	Dark	45.000	54	5The Cen	2.0550	4500.0	90	14623	No
342	GOM_NL__2PRFIN20041216_165905_000000432033_00040_14623_7784.N1	16-DEC-2004 16:59:05	Dark	42.500	78	Alp Lup	2.3040	28000.	85	14623	No
343	GOM_NL__2PRFIN20041216_170629_000000392033_00041_14624_7846.N1	16-DEC-2004 17:06:29	Dark	38.500	112	Alp Mus	2.6880	26000.	77	14624	No
344	GOM_NL__2PRFIN20041216_171035_000000412033_00041_14624_7847.N1	16-DEC-2004 17:10:35	Dark	40.500	159	Ups Car	2.9200	7200.0	81	14624	No
345	GOM_NL__2PRFIN20041216_171158_000000442033_00041_14624_7848.N1	16-DEC-2004 17:11:58	Dark	43.500	71	lot Car	2.2460	7700.0	87	14624	No
346	GOM_NL__2PRFIN20041216_171351_000000432033_00041_14624_7849.N1	16-DEC-2004 17:13:51	Dark	42.500	41	Eps Car	1.8600	4100.0	85	14624	No
347	GOM_NL__2PRFIN20041216_172128_000000562033_00041_14624_7850.N1	16-DEC-2004 17:21:28	Dark	55.500	117	Pi Pup	2.7060	3800.0	111	14624	Yes
348	GOM_NL__2PRFIN20041216_172441_000000582033_00041_14624_7851.N1	16-DEC-2004 17:24:41	Straylight	57.500	23	21Eps CMa	1.5020	26000.	115	14624	No
349	GOM_NL__2PRFIN20041216_172628_000000602033_00041_14624_7852.N1	16-DEC-2004 17:26:28	Straylight	60.000	179	24Omi2CMa	3.0320	24000.	120	14624	No
350	GOM_NL__2PRFIN20041216_172929_000000732033_00041_14624_7853.N1	16-DEC-2004 17:29:29	Straylight	73.000	1	9Alp CMa	-1.4400	11000.	146	14624	No
351	GOM_NL__2PRFIN20041216_173240_000000532033_00041_14624_7854.N1	16-DEC-2004 17:32:40	Straylight	53.000	7	19Bet Ori	0.10000	14000.	106	14624	No
352	GOM_NL__2PRFIN20041216_173456_000000512033_00041_14624_7855.N1	16-DEC-2004 17:34:56	Straylight	50.500	30	46Eps Ori	1.6940	30000.	101	14624	No
353	GOM_NL__2PRFIN20041216_173802_000000662033_00041_14624_7856.N1	16-DEC-2004 17:38:02	Twilight	66.000	14	58Alp Ori	0.87000	3000.0	132	14624	No
354	GOM_NL__2PRFIN20041216_174002_000000542033_00041_14624_7857.N1	16-DEC-2004 17:40:02	Twilight	54.000	13	87Alp Tau	0.86700	3800.0	108	14624	No
355	GOM_NL__2PRFIN20041216_174215_000000382033_00041_14624_7858.N1	16-DEC-2004 17:42:15	Bright	37.500	146	25Eta Tau	2.8730	15200.	75	14624	No
356	GOM_NL__2PRFIN20041216_174421_000000412033_00041_14624_7859.N1	16-DEC-2004 17:44:21	Bright	40.500	150	44Zet Per	2.8900	28000.	81	14624	No
357	GOM_NL__2PRFIN20041216_174640_000000372033_00041_14624_7860.N1	16-DEC-2004 17:46:40	Bright	37.000	149	45Eps Per	2.8880	30000.	74	14624	No
358	GOM_NL__2PRFIN20041216_174850_000000392033_00041_14624_7861.N1	16-DEC-2004 17:48:50	Bright	39.000	175	39Del Per	3.0100	19400.	78	14624	No
359	GOM_NL__2PRFIN20041216_175039_000000402033_00041_14624_7862.N1	16-DEC-2004 17:50:39	Bright	39.500	160	23Gam Per	2.9300	4700.0	79	14624	No
360	GOM_NL__2PRFIN20041216_175354_000000392033_00041_14624_7863.N1	16-DEC-2004 17:53:54	Bright	38.500	110	37Del Cas	2.6780	8900.0	77	14624	No
361	GOM_NL__2PRFIN20041216_180033_000000382033_00041_14624_7864.N1	16-DEC-2004 18:00:33	Bright	38.000	49	1Alp UMi	1.9900	6300.0	76	14624	No
362	GOM_NL__2PRFIN20041216_180517_000000392033_00041_14624_7865.N1	16-DEC-2004 18:05:17	Bright	39.000	60	7Bet UMi	2.0810	3950.0	78	14624	No
363	GOM_NL__2PRFIN20041216_180659_000000532033_00041_14624_7866.N1	16-DEC-2004 18:06:59	Bright	52.500	82	48Bet UMa	2.3650	10600.	105	14624	No
364	GOM_NL__2PRFIN20041216_180952_000000452033_00041_14624_7867.N1	16-DEC-2004 18:09:52	Bright	45.000	32	77Eps UMa	1.7630	11000.	90	14624	No
365	GOM_NL__2PRFIN20041216_181228_000000442033_00041_14624_7868.N1	16-DEC-2004 18:12:28	Bright	43.500	39	85Eta UMa	1.8540	24000.	87	14624	No
366	GOM_NL__2PRFIN20041216_181551_000000402033_00041_14624_7869.N1	16-DEC-2004 18:15:51	Bright	39.500	180	27Gam Boo	3.0400	8000.0	79	14624	No
367	GOM_NL__2PRFIN20041216_181906_000000402033_00041_14624_7870.N1	16-DEC-2004 18:19:06	Bright	39.500	83		2.3780	11000.	79	14624	No
368	GOM_NL__2PRFIN20041216_182227_000000432033_00041_14624_7871.N1	16-DEC-2004 18:22:27	Bright	43.000	111	8Eta Boo	2.6800	6000.0	86	14624	No
369	GOM_NL__2PRFIN20041216_182412_000000362033_00041_14624_7872.N1	16-DEC-2004 18:24:12	Bright	35.500	102	24Alp Ser	2.6000	4250.0	71	14624	No
370	GOM_NL__2PRFIN20041216_182631_000000752033_00041_14624_7873.N1	16-DEC-2004 18:26:31	Bright	75.000	138	47Eps Vir	2.8280	4700.0	150	14624	No
371	GOM_NL__2PRFIN20041216_183229_000000542033_00041_14624_7874.N1	16-DEC-2004 18:32:29	Twilight	54.000	15	67Alp Vir	0.97600	28000.	108	14624	No
372	GOM_NL__2PRFIN20041216_183600_000000492033_00041_14624_7875.N1	16-DEC-2004 18:36:00	Dark	49.000	169	46Gam Hya	2.9910	4700.0	98	14624	No
373	GOM_NL__2PRFIN20041216_183735_000000452033_00041_14624_7876.N1	16-DEC-2004 18:37:35	Dark	45.000	54	5The Cen	2.0550	4500.0	90	14624	No
374	GOM_NL__2PRFIN20041216_183941_000000402033_00041_14624_7877.N1	16-DEC-2004 18:39:41	Dark	39.500	78	Alp Lup	2.3040	28000.	79	14624	No
375	GOM_NL__2PRFIN20041216_184705_000000392033_00042_14625_7847.N1	16-DEC-2004 18:47:05	Dark	38.500	112	Alp Mus	2.6880	26000.	77	14625	No
376	GOM_NL__2PRFIN20041216_185112_000000402033_00042_14625_7848.N1	16-DEC-2004 18:51:12	Dark	40.000	159	Ups Car	2.9200	7200.0	80	14625	No
377	GOM_NL__2PRFIN20041216_185235_000000452033_00042_14625_7849.N1	16-DEC-2004 18:52:35	Dark	44.500	71	lot Car	2.2460	7700.0	89	14625	No
378	GOM_NL__2PRFIN20041216_185428_000000502033_00042_14625_7850.N1	16-DEC-2004 18:54:28	Dark	49.500	41	Eps Car	1.8600	4100.0	99	14625	No
379	GOM_NL__2PRFIN20041216_190205_000000522033_00042_14625_7851.N1	16-DEC-2004 19:02:05	Dark	52.000	117	Pi Pup	2.7060	3800.0	104	14625	No
380	GOM_NL__2PRFIN20041216_190517_000000562033_00042_14625_7852.N1	16-DEC-2004 19:05:17	Straylight	56.000	23	21Eps CMa	1.5020	26000.	112	14625	No
381	GOM_NL__2PRFIN20041216_190704_000000572033_00042_14625_7853.N1	16-DEC-2004 19:07:04	Straylight	57.000	179	24Omi2CMa	3.0320	24000.	114	14625	No
382	GOM_NL__2PRFIN20041216_191005_000000662033_00042_14625_7854.N1	16-DEC-2004 19:10:05	Straylight	66.000	1	9Alp CMa	-1.4400	11000.	132	14625	No
383	GOM_NL__2PRFIN20041216_191318_000000512033_00042_14625_7855.N1	16-DEC-2004 19:13:18	Straylight	50.500	7	19Bet Ori	0.10000	14000.	101	14625	No
384	GOM_NL__2PRFIN20041216_191531_000000512033_00042_14625_7856.N1	16-DEC-2004 19:15:31	Straylight	50.500	30	46Eps Ori	1.6940	30000.	101	14625	No
385	GOM_NL__2PRFIN20041216_191837_000000662033_00042_14625_7857.N1	16-DEC-2004 19:18:37	Twilight	66.000	14	58Alp Ori	0.87000	3000.0	132	14625	No
386	GOM_NL__2PRFIN20041216_192037_000000542033_00042_14625_7858.N1	16-DEC-2004 19:20:37	Twilight	54.000	13	87Alp Tau	0.86700	3800.0	108	14625	No
387	GOM_NL__2PRFIN20041216_192251_000000382033_00042_14625_7859.N1	16-DEC-2004 19:22:51	Bright	37.500	146	25Eta Tau	2.8730	15200.	75	14625	No
388	GOM_NL__2PRFIN20041216_192459_000000382033_00042_14625_7860.N1	16-DEC-2004 19:24:59	Bright	37.500	150	44Zet Per	2.8900	28000.	75	14625	No
389	GOM_NL__2PRFIN20041216_192717_000000372033_00042_14625_7861.N1	16-DEC-2004 19:27:17	Bright	36.500	149	45Eps Per	2.8880	30000.	73	14625	No
390	GOM_NL__2PRFIN20041216_192928_000000372033_00042_14625_7862.N1	16-DEC-2004 19:29:28	Bright	37.000	175	39Del Per	3.0100	19400.	74	14625	No
391	GOM_NL__2PRFIN20041216_193115_000000392033_00042_14625_7863.N1	16-DEC-2004 19:31:15	Bright	38.500	160	23Gam Per	2.9300	4700.0	77	14625	No
392	GOM_NL__2PRFIN20041216_193430_000000382033_00042_14625_7864.N1	16-DEC-2004 19:34:30	Bright	38.000	110	37Del Cas	2.6780	8900.0	76	14625	No
393	GOM_NL__2PRFIN20041216_194108_000000412033_00042_14625_7865.N1	16-DEC-2004 19:41:08	Bright	41.000	49	1Alp UMi	1.9900	6300.0	82	14625	No
394	GOM_NL__2PRFIN20041216_194552_000000402033_00042_14625_7866.N1	16-DEC-2004 19:45:52	Bright	40.000	60	7Bet UMi	2.0810	3950.0	80	14625	No
395	GOM_NL__2PRFIN20041216_194734_000000512033_00042_14625_7867.N1	16-DEC-2004 19:47:34	Bright	50.500	82	48Bet UMa	2.3650	10600.	101	14625	No
396	GOM_NL__2PRFIN20041216_195004_000000482033_00042_14625_7868.N1	16-DEC-2004 19:50:04	Bright	48.000	87	64Gam UMa	2.4330	11000.	96	14625	No

456	GOM_NL__2PRFIN20041216_223643_000000522033_00044_14627_7861.N1	16-DEC-2004 22:36:43	Straylight	51.500	30	46Eps Ori	1.6940	30000.	103	14627	No
457	GOM_NL__2PRFIN20041216_223947_000000662033_00044_14627_7862.N1	16-DEC-2004 22:39:47	Twilight_stray	66.000	14	58Alp Ori	0.87000	3000.0	132	14627	No
458	GOM_NL__2PRFIN20041216_224149_000000522033_00044_14627_7863.N1	16-DEC-2004 22:41:49	Twilight_stray	51.500	13	87Alp Tau	0.86700	3800.0	103	14627	No
459	GOM_NL__2PRFIN20041216_224402_000000402033_00044_14627_7864.N1	16-DEC-2004 22:44:02	Bright	39.500	146	25Eta Tau	2.8730	15200.	79	14627	No
460	GOM_NL__2PRFIN20041216_224611_000000362033_00044_14627_7865.N1	16-DEC-2004 22:46:11	Bright	35.500	150	44Zet Per	2.8900	28000.	71	14627	No
461	GOM_NL__2PRFIN20041216_224828_000000372033_00044_14627_7866.N1	16-DEC-2004 22:48:28	Bright	36.500	149	45Eps Per	2.8880	30000.	73	14627	No
462	GOM_NL__2PRFIN20041216_225040_000000362033_00044_14627_7867.N1	16-DEC-2004 22:50:40	Bright	36.000	175	39Del Per	3.0100	19400.	72	14627	No
463	GOM_NL__2PRFIN20041216_225228_000000382033_00044_14627_7868.N1	16-DEC-2004 22:52:28	Bright	37.500	160	23Gam Per	2.9300	4700.0	75	14627	No
464	GOM_NL__2PRFIN20041216_225543_000000382033_00044_14627_7869.N1	16-DEC-2004 22:55:43	Bright	38.000	110	37Del Cas	2.6780	8900.0	76	14627	No
465	GOM_NL__2PRFIN20041216_230221_000000392033_00044_14627_7870.N1	16-DEC-2004 23:02:21	Bright	39.000	49	1Alp UMi	1.9900	6300.0	78	14627	No
466	GOM_NL__2PRFIN20041216_230704_000000392033_00044_14627_7871.N1	16-DEC-2004 23:07:04	Bright	39.000	60	7Bet UMi	2.0810	3950.0	78	14627	No
467	GOM_NL__2PRFIN20041216_230844_000000522033_00044_14627_7872.N1	16-DEC-2004 23:08:44	Bright	51.500	82	48Bet UMa	2.3650	10600.	103	14627	No
468	GOM_NL__2PRFIN20041216_231115_000000512033_00044_14627_7873.N1	16-DEC-2004 23:11:15	Bright	50.500	87	64Gam UMa	2.4330	11000.	101	14627	No
469	GOM_NL__2PRFIN20041216_231416_000000402033_00044_14627_7874.N1	16-DEC-2004 23:14:16	Bright	39.500	39	85Eta UMa	1.8540	24000.	79	14627	No
470	GOM_NL__2PRFIN20041216_231739_000000382033_00044_14627_7875.N1	16-DEC-2004 23:17:39	Bright	38.000	180	27Gam Boo	3.0400	8000.0	76	14627	No
471	GOM_NL__2PRFIN20041216_232054_000000372033_00044_14627_7876.N1	16-DEC-2004 23:20:54	Bright	37.000	83		2.3780	11000.	74	14627	No

3. Quality information per product

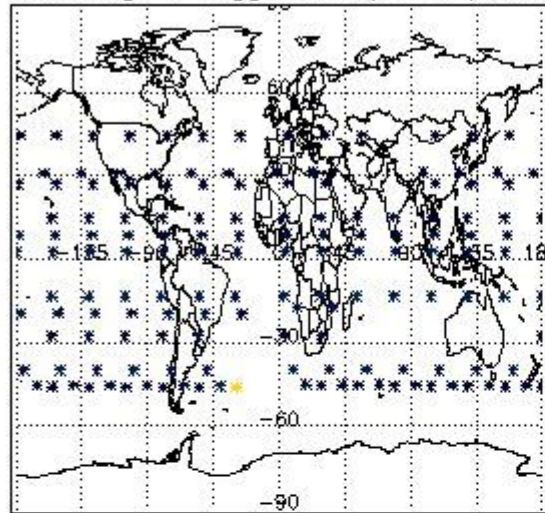
In this section it is plotted some information contained in the Quality Summary data set of the level 2 products. Only products in dark limb conditions and without errors (error flag in the MPH set to "0") are used.

3.1 Plot quality information per product (time dependant)

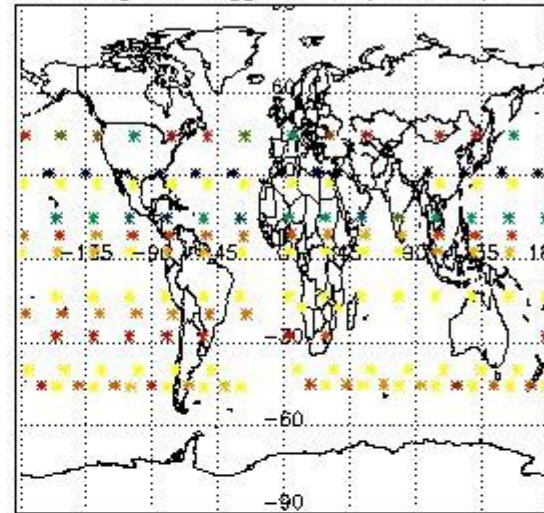


3.2 Plot quality information per product (world map)

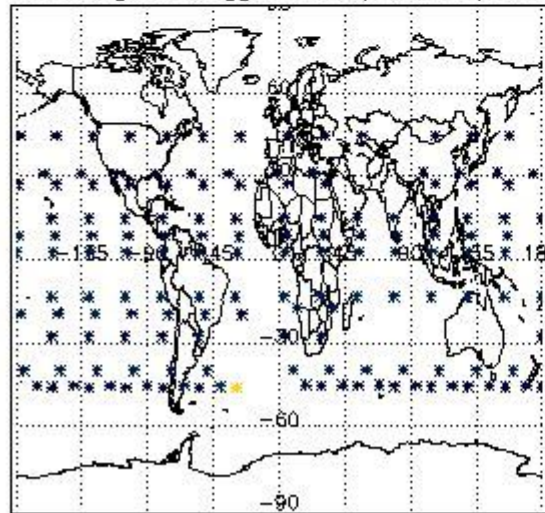
Percentage of flagged data per O3 profile



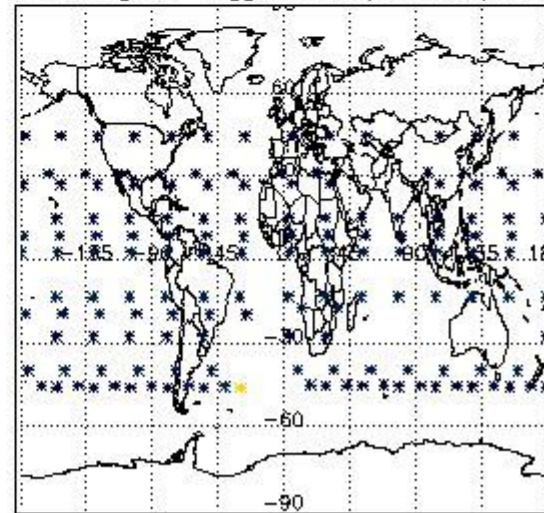
Percentage of flagged data per H2O profile



Percentage of flagged data per NO2 profile



Percentage of flagged data per NO3 profile

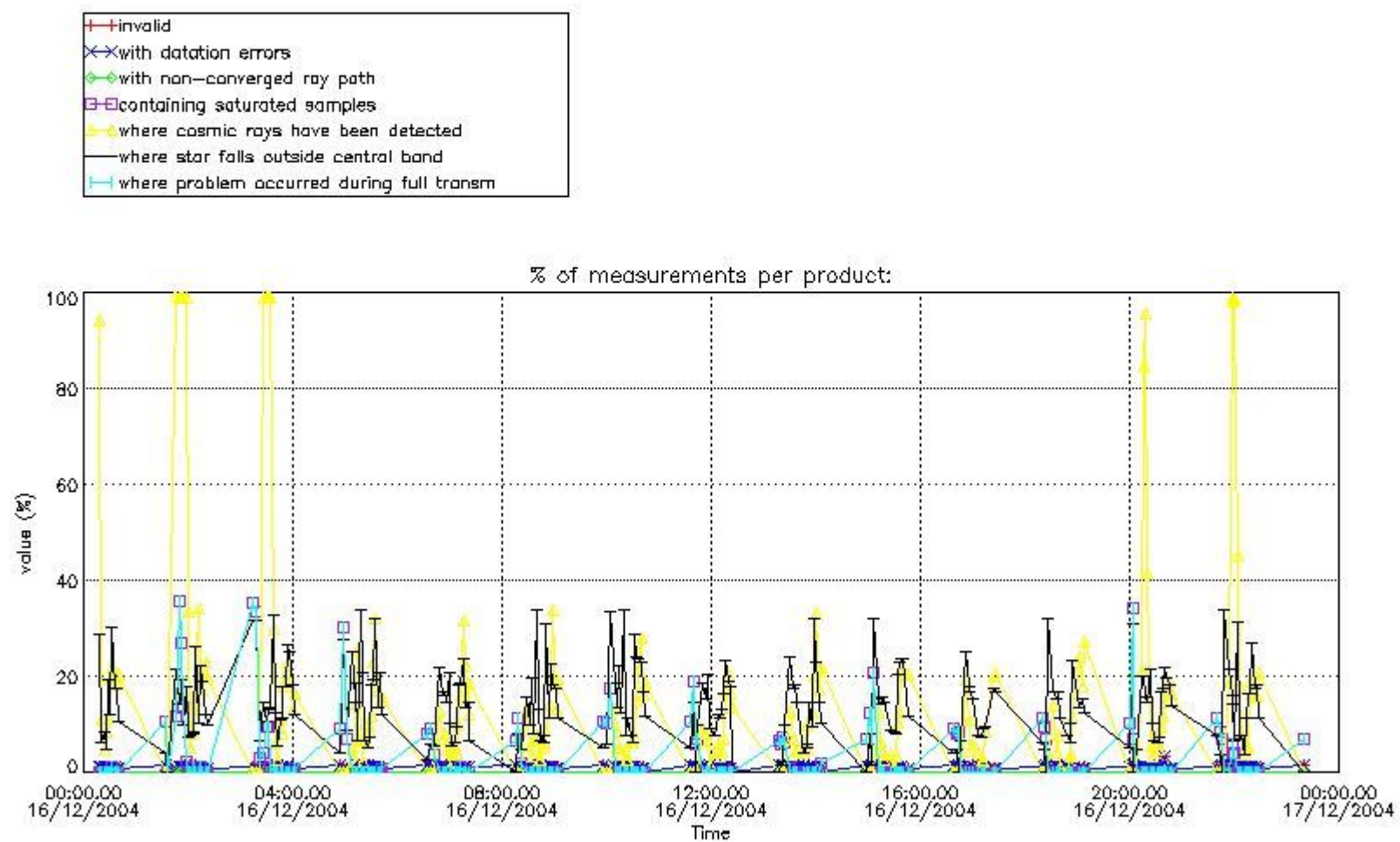


4. Level 1 quality information per product

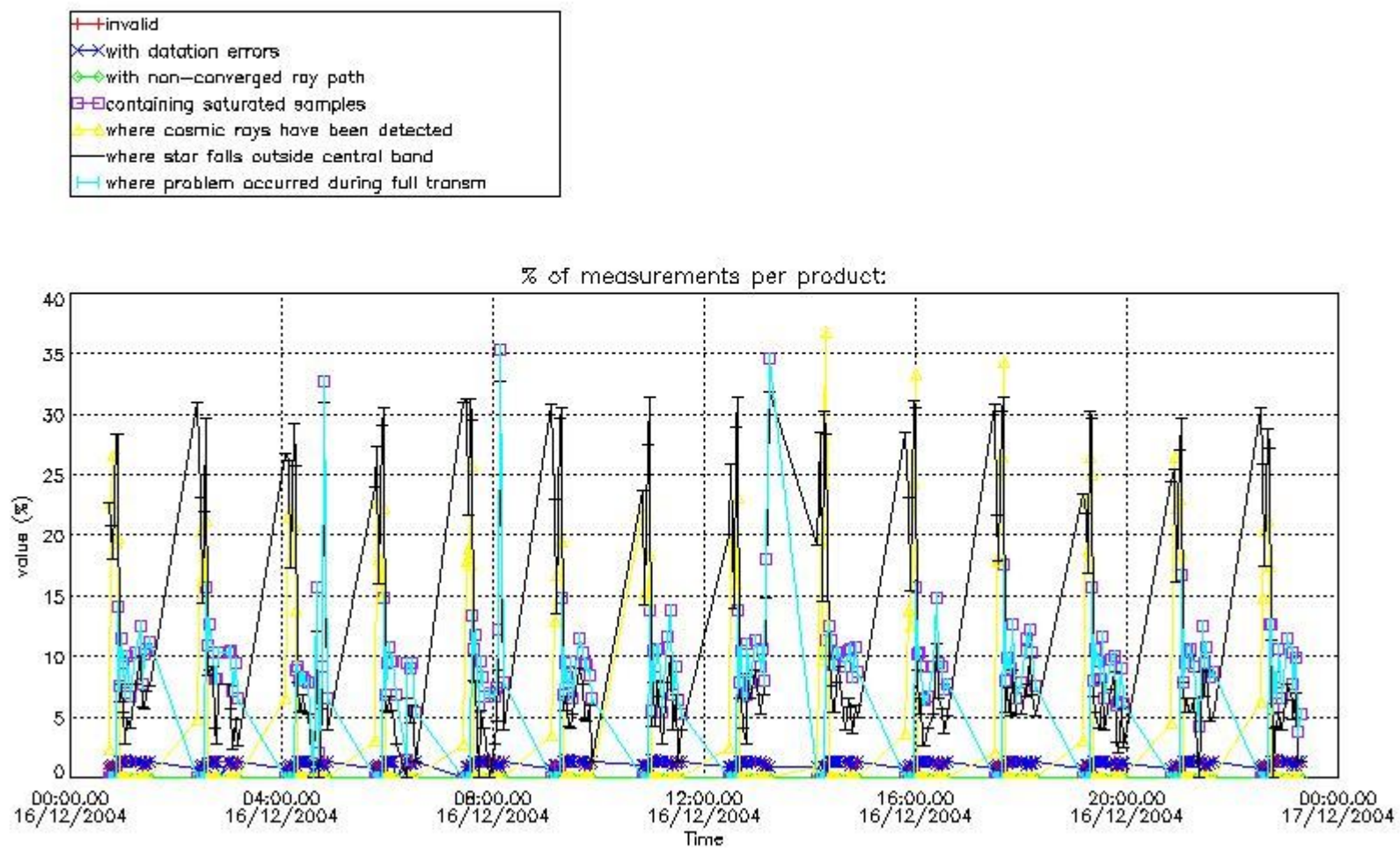
In this section it is plotted some information contained in the Quality Summary data set of the level 2 products that comes from the level 1b processing. Products without errors (error flag in the MPH set to "0") are used.

4.1 Plot quality information per product (time dependant) coming from level 1b processing

4.1.1 Plot level 1 quality information per product (time dependant): ENVISAT ASCENDING passes



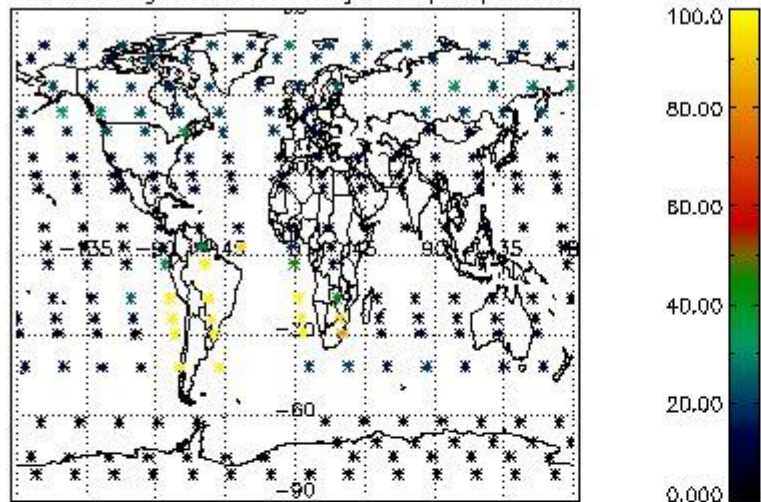
4.1.2 Plot level 1 quality information per product (time dependant): ENVI SAT DESCENDING passes



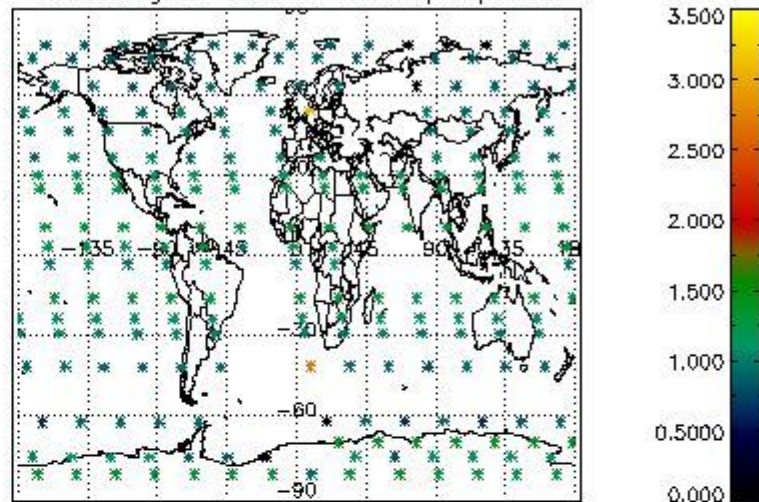
4.2 Plot quality information per product coming from level 1b processing (world map)

4.2.1 Plot level 1 quality information per product (world map): ENVISAT ASCENDING passes

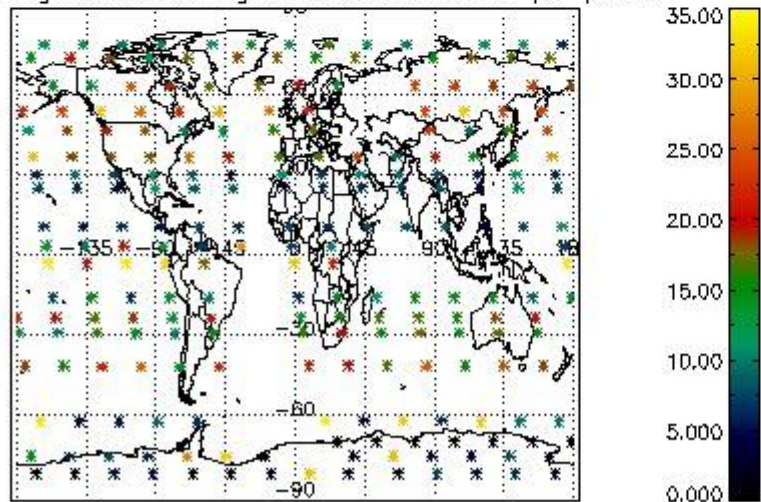
Percentage of cosmic ray hits per profile



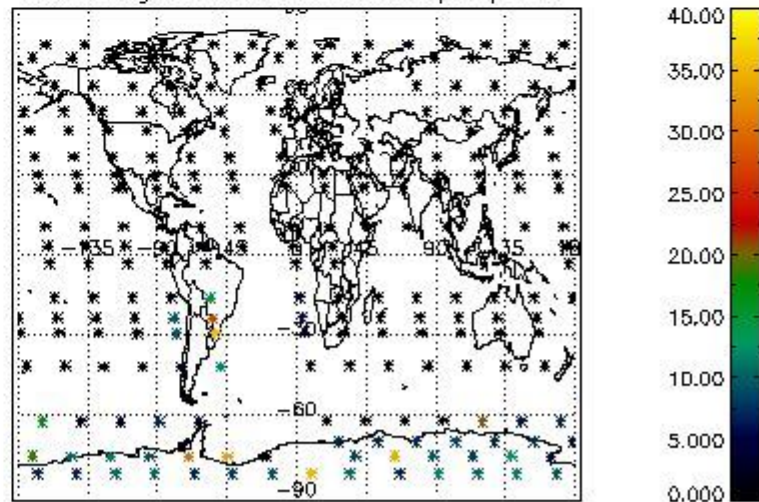
Percentage of datation errors per profile



Percentage of star falling outside central band per profile

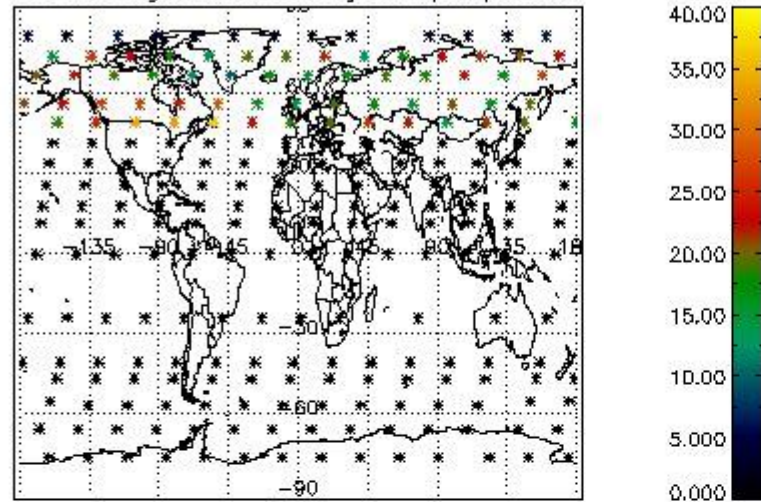


Percentage of saturation errors per profile

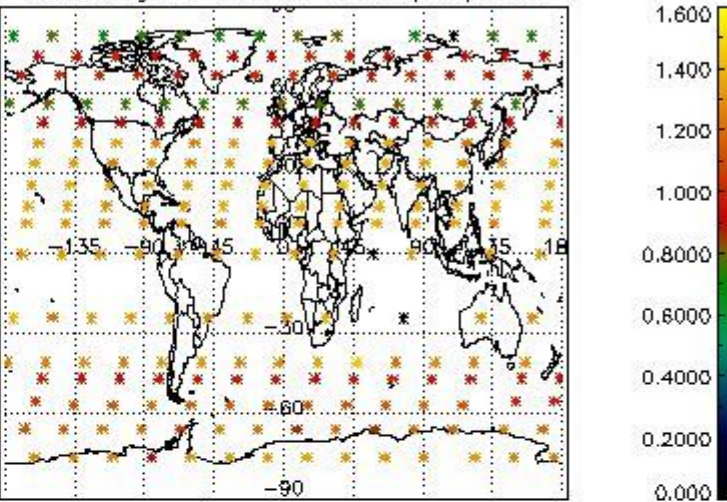


4.2.2 Plot level 1 quality information per product (world map): ENVISAT DESCENDING passes

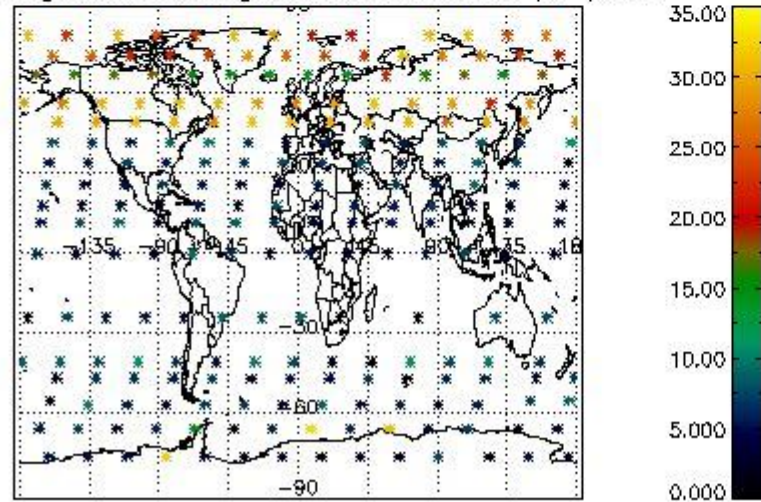
Percentage of cosmic ray hits per profile



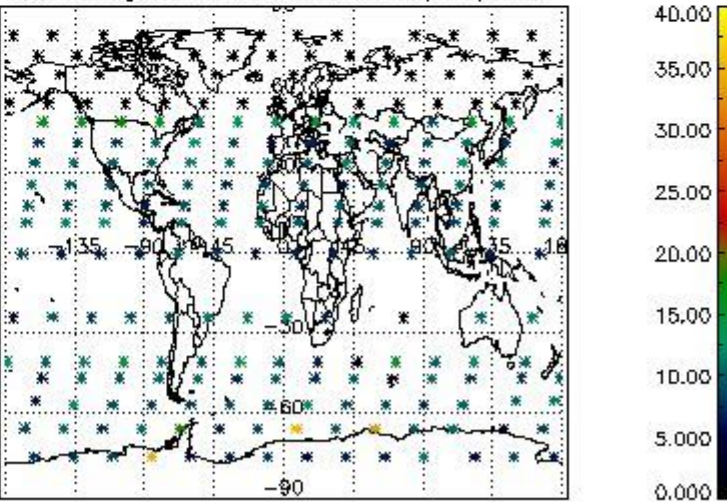
Percentage of datation errors per profile



Percentage of star falling outside central band per profile



Percentage of saturation errors per profile



5. Trace gas profiles

5.1 Ozone statistics based on quality of products

The final quality of the products can be "measured" using the STD (Standard Deviation) attached to every point profile. This information is written to the parameter GOM_NL__2P/NL_LOCAL_SPECIES_DENSITY/o3_std of the level 2 products. The table below shows the statistics for given STD ranges.

The statistics are given with respect to the overall valid production:

- Products without fatal errors: GOM_NL__2P/MPH/PRODUCT_ERR=0
- Valid point profile: GOM_NL__2P/NL_LOCAL_SPECIES_DENSITY/pcd(0)=0

The 'Criteria' is applied to valid points of dark limb products:

- Products in dark limb illumination condition: GOM_NL__2P/NL_SUMMARY_QUALITY/obs_ill_cond=0
- Products without fatal errors: GOM_NL__2P/MPH/PRODUCT_ERR=0
- Valid point profile: GOM_NL__2P/NL_LOCAL_SPECIES_DENSITY/pcd(0)=0

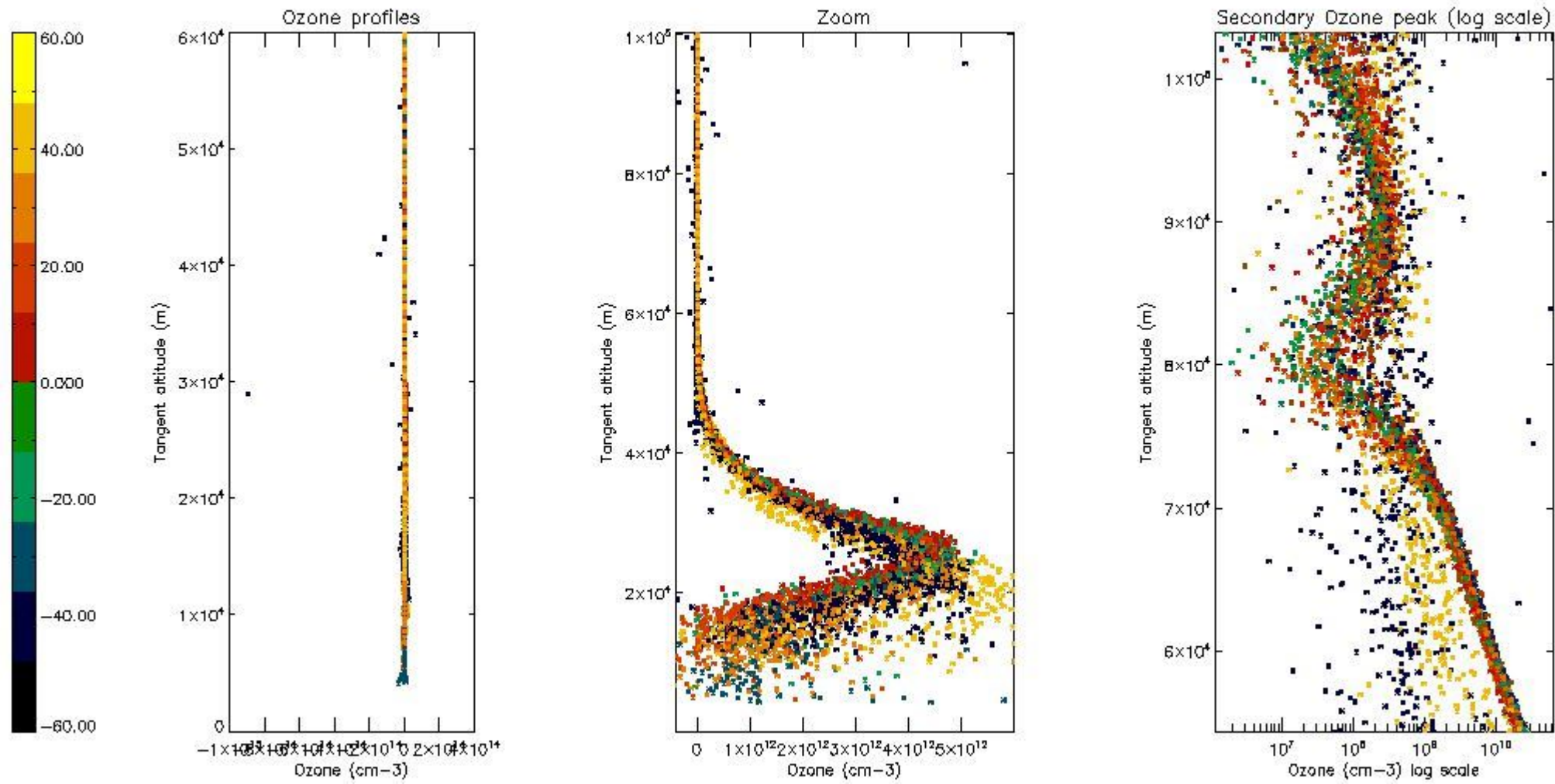
So, the table below shows the percentage of dark limb and valid observations for each criteria with respect to the overall valid daily observations.

Criteria	% of total production
All STD	32
STD < 20	16

STD < 10	12
STD < 5	7

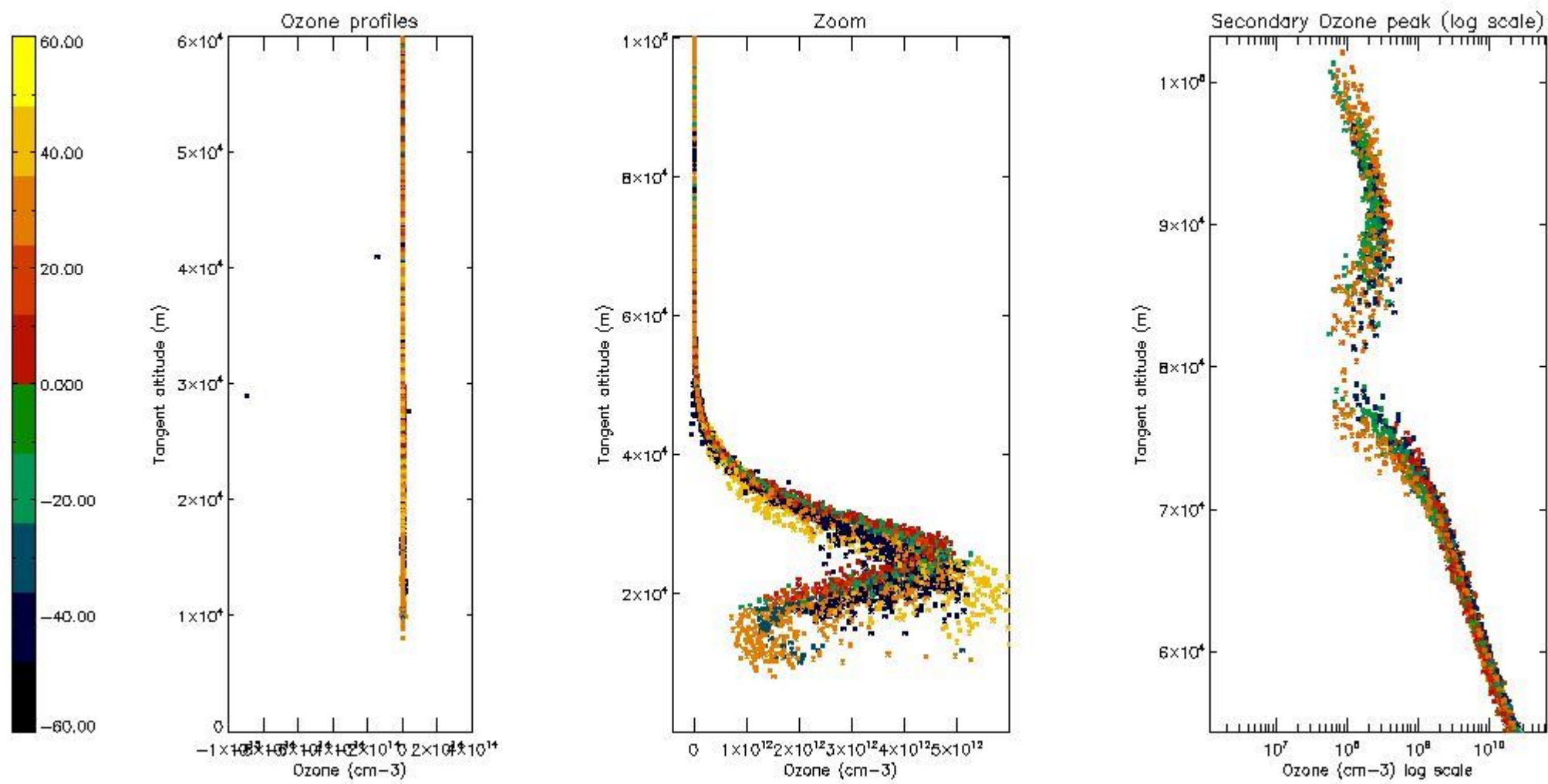
5.2 Plot ozone profiles for all STD (dark without errors)

The colorbar represents the latitude.



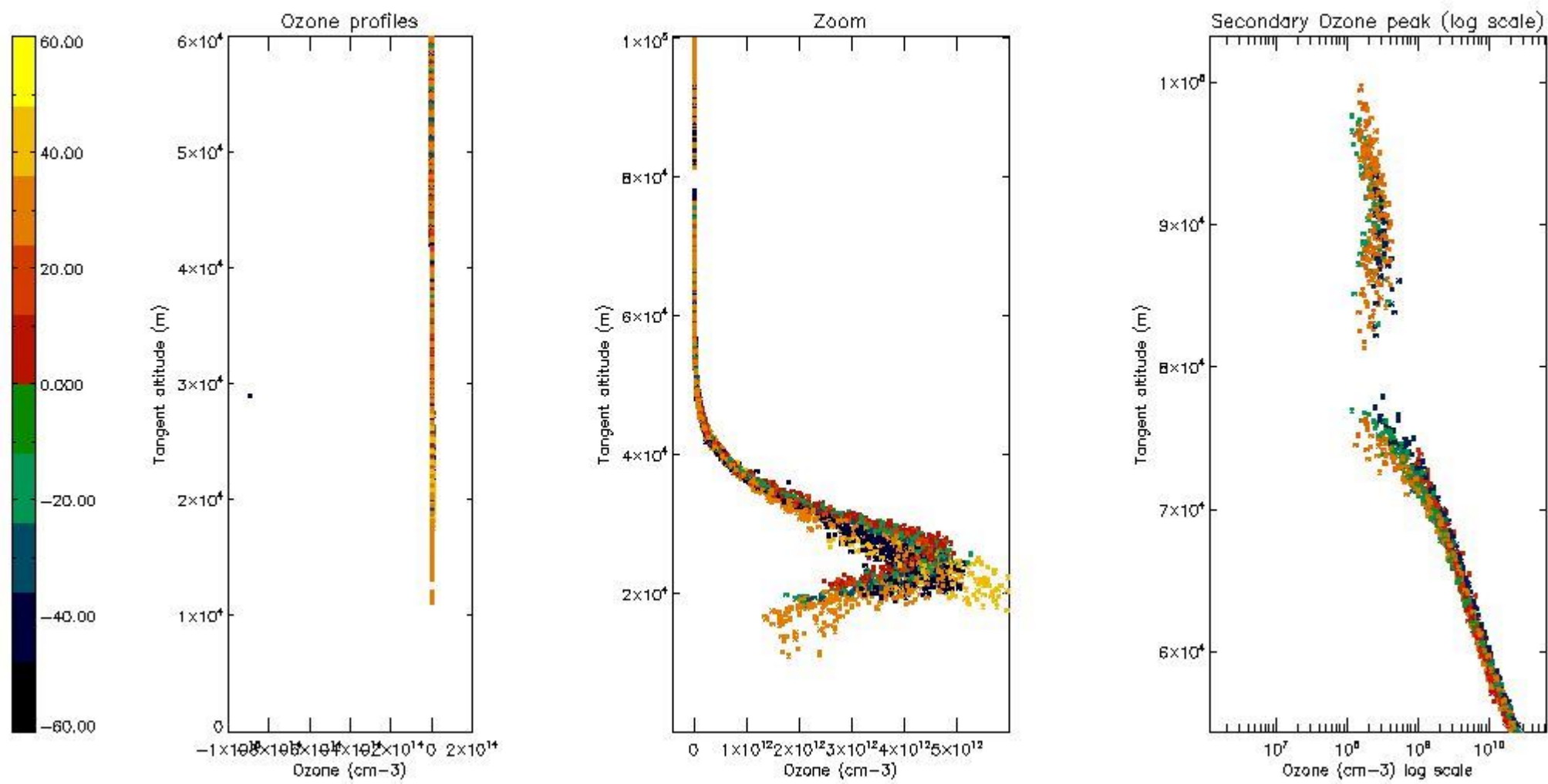
5.3 Plot ozone profiles where STD < 20% (dark without errors)

The colorbar represents the latitude.



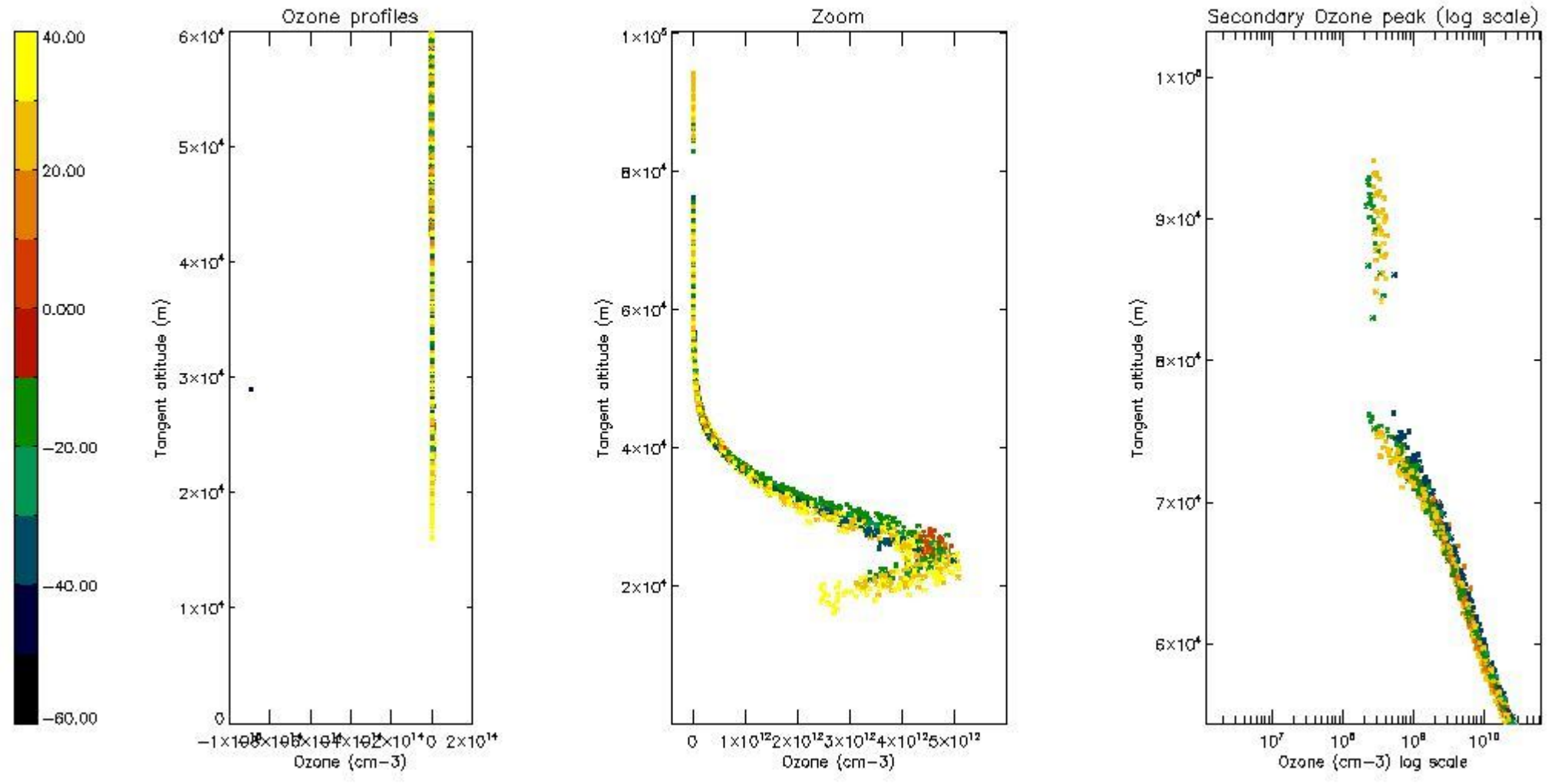
5.4 Plot ozone profiles where $STD < 10\%$ (dark without errors)

The colorbar represents the latitude.



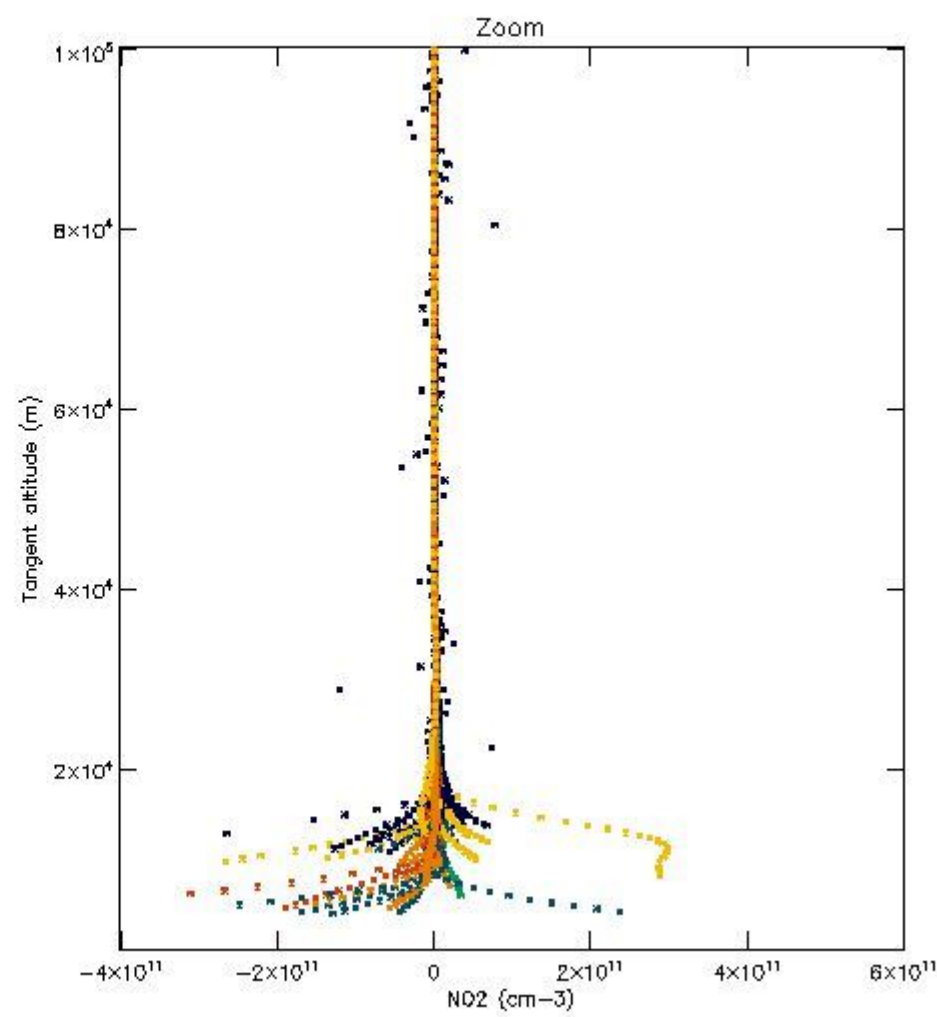
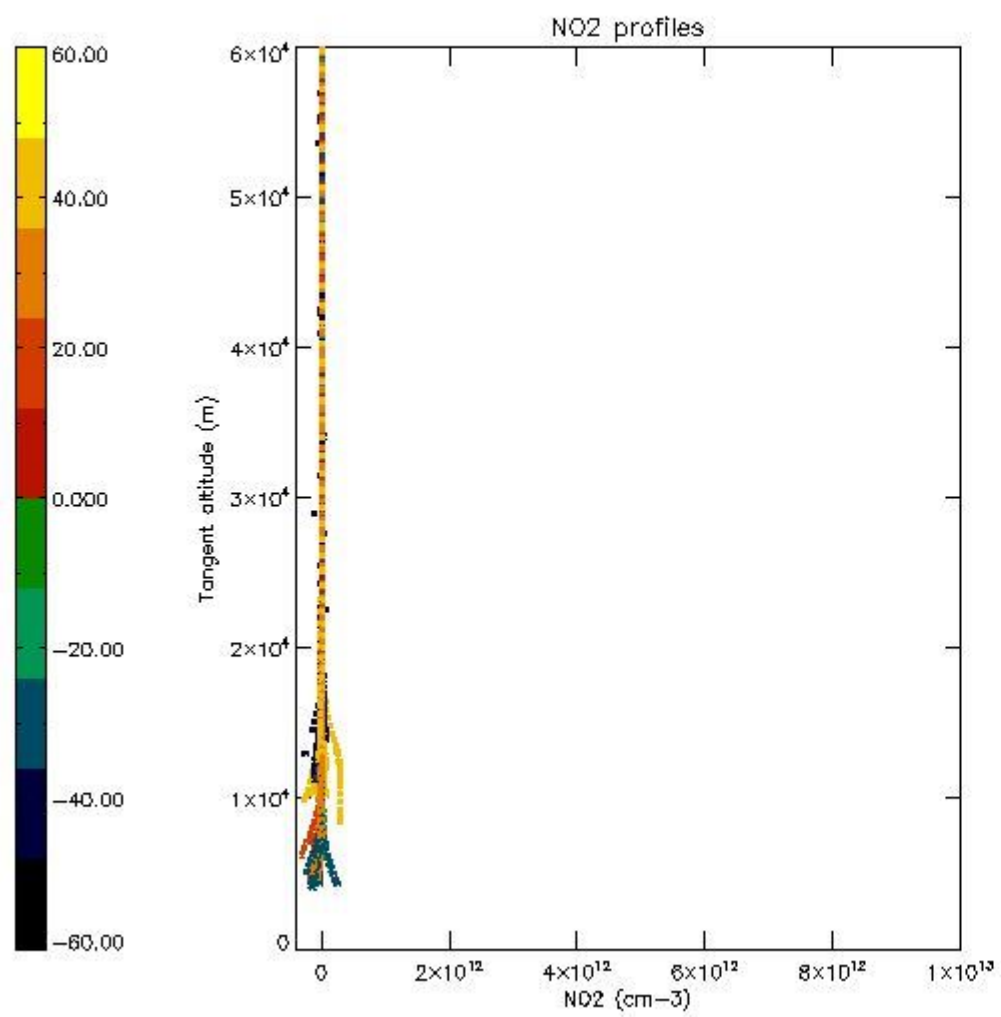
5.5 Plot ozone profiles where STD < 5% (dark without errors)

The colorbar represents the latitude.



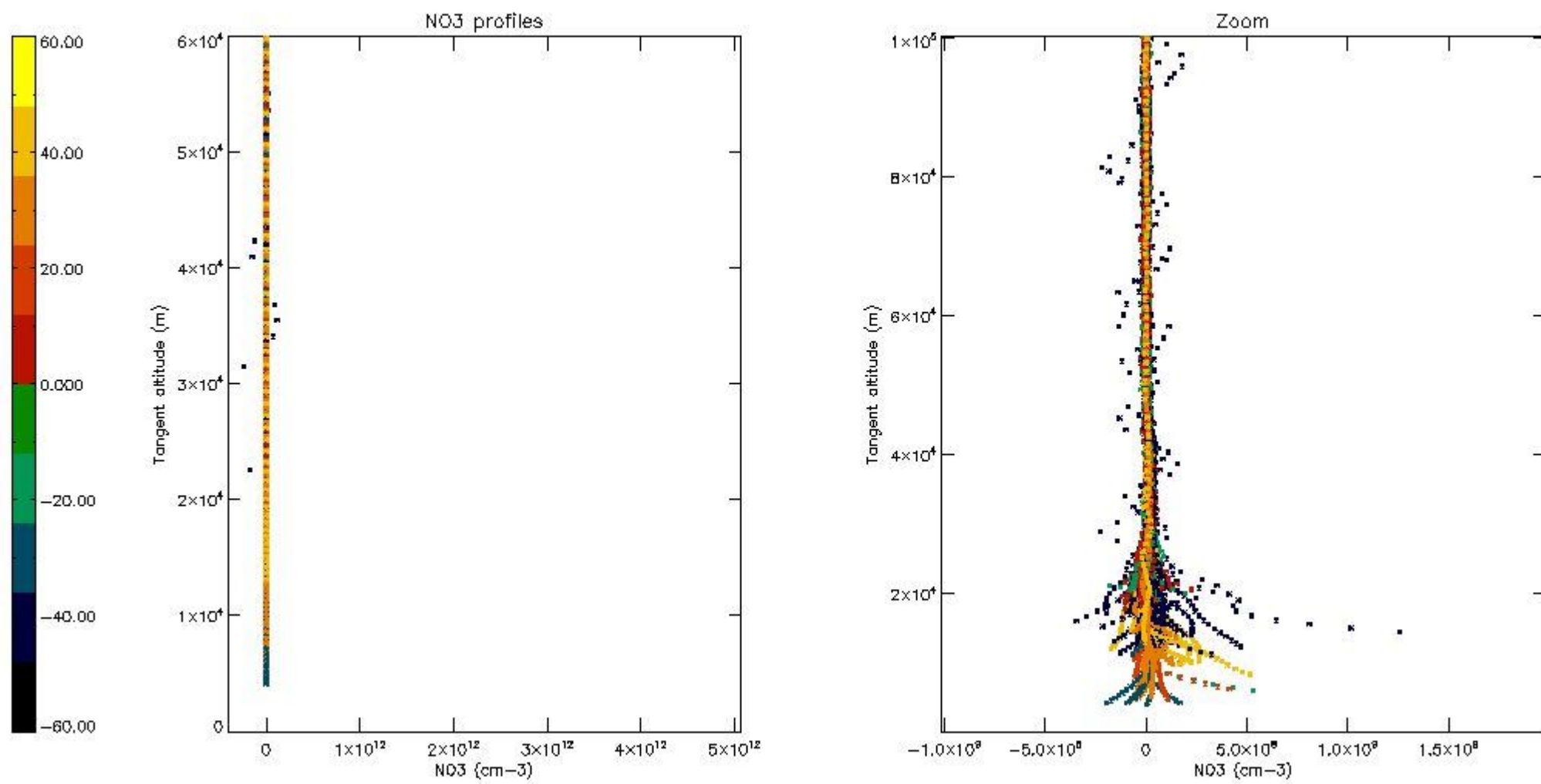
5.6 Plot NO2 profiles for all STD (dark without errors)

The colorbar represents the latitude.



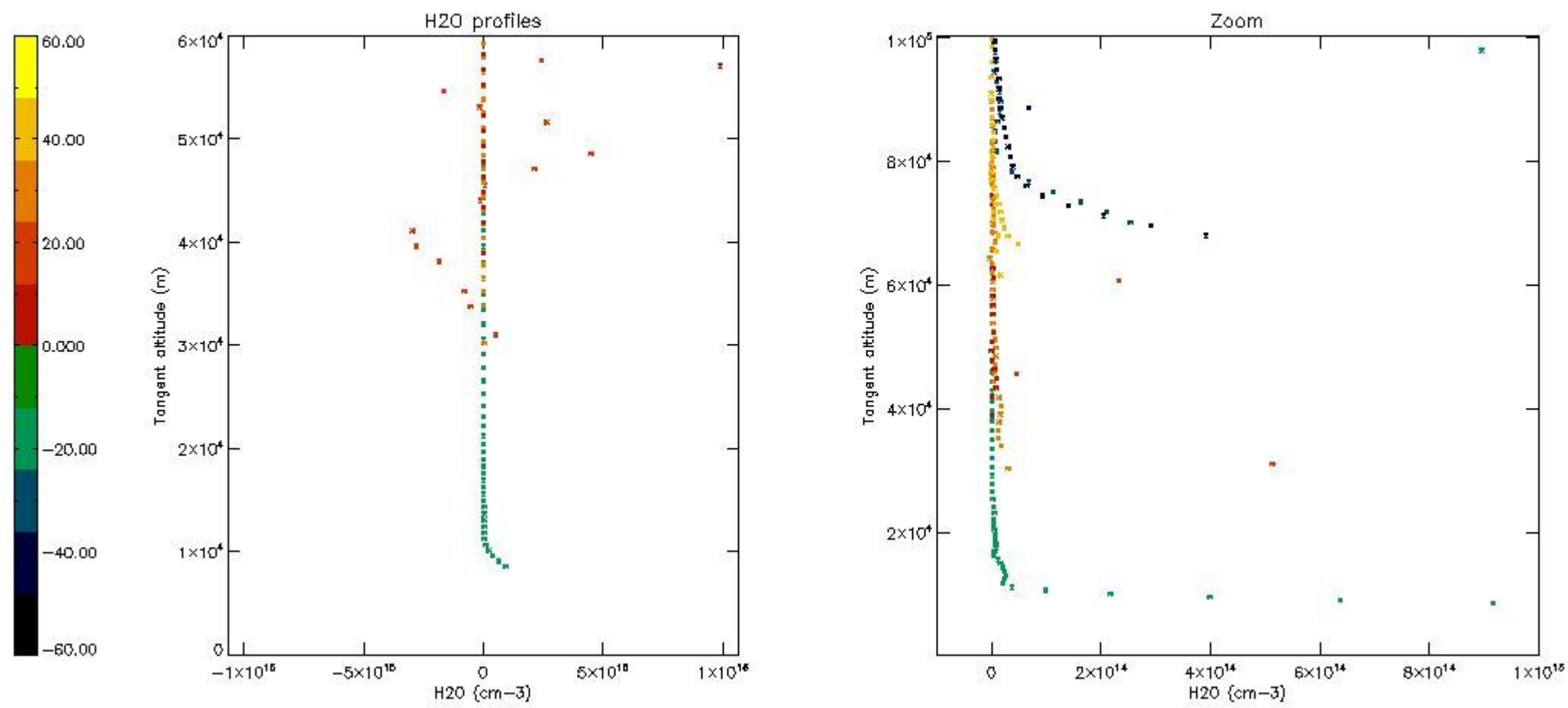
5.7 Plot NO3 profiles for all STD (dark without errors)

The colorbar represents the latitude.



5.8 Plot H₂O profiles for all STD (only for occultations of stars 1,2,3,4,13,14,16,26,63 dark without errors)

The colorbar represents the latitude.



6. Auxiliary Data Files used for the production reported in section 2

The number reported in the third column indicates since which file (see list in section 2) the corresponding auxiliary file has been used. The fourth column is the date of those product files.

Type	Auxiliary Filename	Used since product	Used since product date
INST_PHYS_CHARACTERISTICS	GOM_INS_AXVIEC20091111_143220_20030716_120000_20500101_000000	1	16-DEC-2004 00:18:25
LEVEL-2_PROC_CONFIG	GOM_PR2_AXVIEC20091111_152718_20020301_000000_20500101_000000	1	16-DEC-2004 00:18:25
CROSS_SECTIONS_FILE	GOM_CRS_AXVIEC20091111_154832_20020301_000000_20500101_000000	1	16-DEC-2004 00:18:25

GOMOS Level 2 Daily Report

SUMMARY

[1. General Info](#)

[2. Summary of processed GOM_NL_2P products](#)

[3. Level 2 Quality information per product](#)

[3.1 Plot of level 2 quality information per product \(time dependant\)](#)

[3.2 Plot of level 2 quality information per product \(world map\)](#)

[4. Level 1 Quality information per product \(stored on level 2 products\)](#)

[4.1 Plot of level 1 quality information per product \(time dependant\)](#)

[4.1.1 Plot of level 1 quality information per product \(time dependant\): ASCENDING](#)

[4.1.2 Plot of level 1 quality information per product \(time dependant\): DESCENDING](#)

[4.2 Plot of level 1 quality information per product \(world map\)](#)

[4.2.1 Plot of level 1 quality information per product \(world map\): ASCENDING](#)

[4.2.2 Plot of level 1 quality information per product \(world map\): DESCENDING](#)

[5. Ozone profiles based on quality statistics and other trace gas profiles](#)

[5.1 Ozone statistics based on quality of products](#)

[5.2 Plot ozone profiles for all STD \(dark without errors\)](#)

[5.3 Plot ozone profiles where STD < 20% \(dark without errors\)](#)

[5.4. Plot ozone profiles where STD < 10% \(dark without errors\)](#)

[5.5. Plot ozone profiles where STD < 5% \(dark without errors\)](#)

[5.6 Plot NO2 profiles for all STD \(dark without errors\)](#)

[5.7 Plot NO3 profiles for all STD \(dark without errors\)](#)

[5.8 Plot H2O profiles \(only for occultations of stars 1,2,3,4,13,14,16,26,63 dark without errors\) for all STD](#)

[6. Auxiliary Data Files used for the production reported in section 2](#)

This report presents the daily analysis on parameters extracted from GOMOS level 2 data (GOM_NL__2P). It is intended to monitor some important parameters that will impact the quality of these products. A list of level 2 products (and content) that have arrived during the reporting day to the PCF is also given.

Item	Value
Time of report generation	22APR2013 10:14:40
Data source version	GOMOS/6.01
Start time of products	16-12-2004 (16DEC2004 00:00:00)
Stop time of products	17-12-2004 (17DEC2004 00:00:00)
Store outputs in DB	Yes
Nb of level 2 prods	471
Nb of prods with errors	1

2. Summary of processed GOM_NL__2P products.

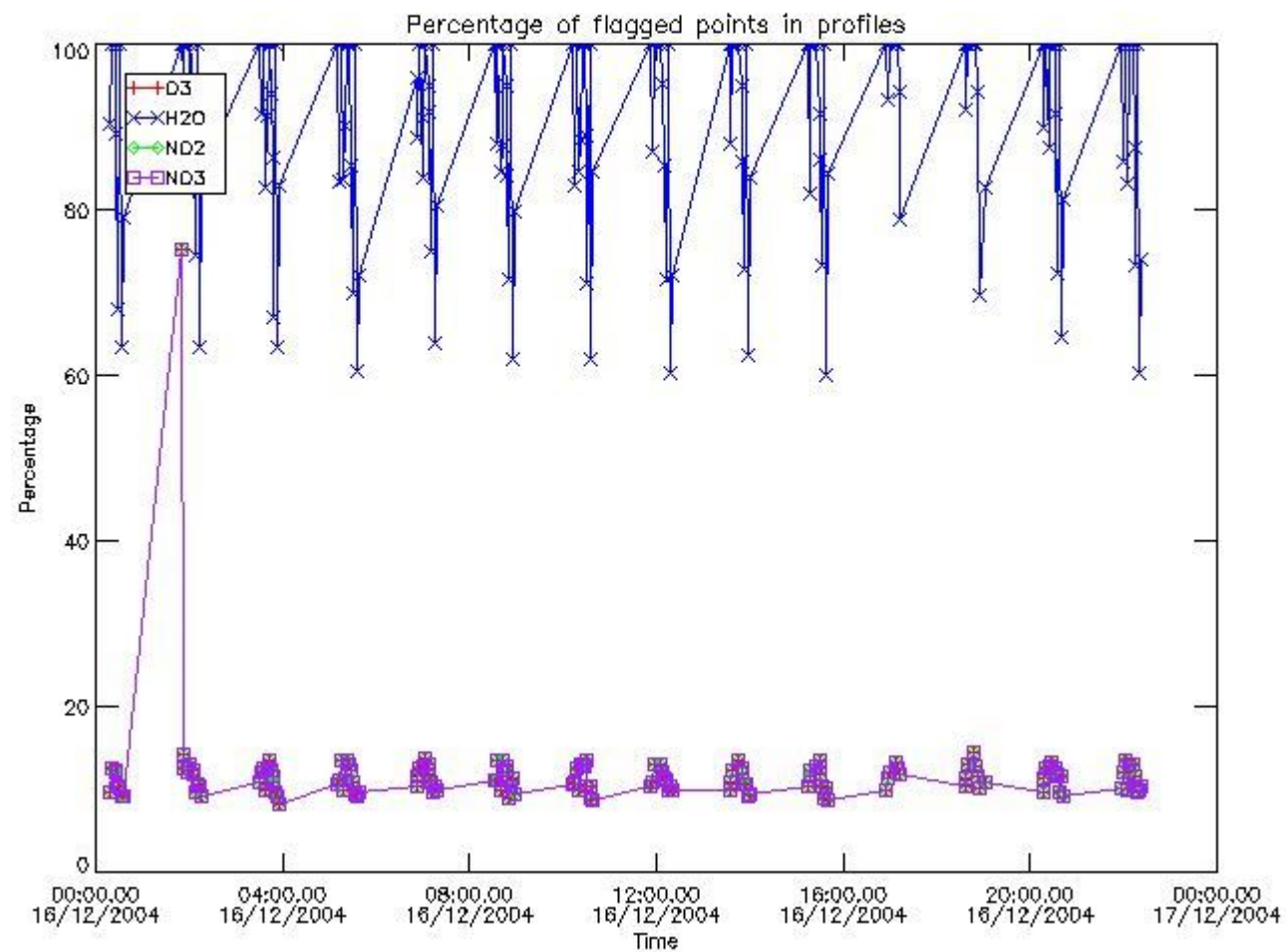
Nr	Filename	UTC Start time	Limb	Duration	Star Id	Star Name	Star Mag	Star Temp	Nb Meas	Orbit	Prod. error
1	GOM_NL__2PRFIN20041216_001825_00000532033_00031_14614_8543.N1	16-DEC-2004 00:18:25	Dark	52.500	20	Bet Cru	1.2530	30000.	105	14614	No
2	GOM_NL__2PRFIN20041216_002024_000000412033_00031_14614_8544.N1	16-DEC-2004 00:20:24	Dark	41.000	112	Alp Mus	2.6880	26000.	82	14614	No
3	GOM_NL__2PRFIN20041216_002430_000000422033_00031_14614_8545.N1	16-DEC-2004 00:24:30	Dark	41.500	159	Ups Car	2.9200	7200.0	83	14614	No
4	GOM_NL__2PRFIN20041216_002552_000000422033_00031_14614_8546.N1	16-DEC-2004 00:25:52	Dark	42.000	71	Iot Car	2.2460	7700.0	84	14614	No
5	GOM_NL__2PRFIN20041216_002746_000000492033_00031_14614_8547.N1	16-DEC-2004 00:27:46	Dark	49.000	41	Eps Car	1.8600	4100.0	98	14614	No
6	GOM_NL__2PRFIN20041216_003032_000000512033_00031_14614_8548.N1	16-DEC-2004 00:30:32	Dark	50.500	34	Gam2Vel	1.7930	23000.	101	14614	No
7	GOM_NL__2PRFIN20041216_003238_000000552033_00031_14614_8549.N1	16-DEC-2004 00:32:38	Dark	55.000	2	Alp Car	-0.73600	7000.0	110	14614	No
8	GOM_NL__2PRFIN20041216_003523_000000552033_00031_14614_8550.N1	16-DEC-2004 00:35:23	Dark	55.000	117	Pi Pup	2.7060	3800.0	110	14614	No
9	GOM_NL__2PRFIN20041216_003838_000000582033_00031_14614_8551.N1	16-DEC-2004 00:38:38	Straylight	57.500	23	21Eps CMa	1.5020	26000.	115	14614	No
10	GOM_NL__2PRFIN20041216_004026_000000572033_00031_14614_8552.N1	16-DEC-2004 00:40:26	Straylight	56.500	179	24Omi2CMa	3.0320	24000.	113	14614	No
11	GOM_NL__2PRFIN20041216_004329_000000642033_00031_14614_8553.N1	16-DEC-2004 00:43:29	Straylight	64.000	1	9Alp CMa	-1.4400	11000.	128	14614	No
12	GOM_NL__2PRFIN20041216_004641_000000532033_00031_14614_8554.N1	16-DEC-2004 00:46:41	Straylight	53.000	7	19Bet Ori	0.10000	14000.	106	14614	No
13	GOM_NL__2PRFIN20041216_004857_000000532033_00031_14614_8555.N1	16-DEC-2004 00:48:57	Straylight	52.500	30	46Eps Ori	1.6940	30000.	105	14614	No
14	GOM_NL__2PRFIN20041216_005204_000000672033_00031_14614_8556.N1	16-DEC-2004 00:52:04	Twilight_stray	67.000	14	58Alp Ori	0.87000	3000.0	134	14614	No
15	GOM_NL__2PRFIN20041216_005402_000000532033_00031_14614_8557.N1	16-DEC-2004 00:54:02	Twilight_stray	53.000	13	87Alp Tau	0.86700	3800.0	106	14614	No
16	GOM_NL__2PRFIN20041216_005612_000000402033_00031_14614_8558.N1	16-DEC-2004 00:56:12	Bright	40.000	146	25Eta Tau	2.8730	15200.	80	14614	No
17	GOM_NL__2PRFIN20041216_005823_000000392033_00031_14614_8559.N1	16-DEC-2004 00:58:23	Bright	39.000	150	44Zet Per	2.8900	28000.	78	14614	No
18	GOM_NL__2PRFIN20041216_010041_000000372033_00031_14614_8560.N1	16-DEC-2004 01:00:41	Bright	37.000	149	45Eps Per	2.8880	30000.	74	14614	No
19	GOM_NL__2PRFIN20041216_010253_000000362033_00031_14614_8561.N1	16-DEC-2004 01:02:53	Bright	36.000	175	39Del Per	3.0100	19400.	72	14614	No
20	GOM_NL__2PRFIN20041216_010437_000000402033_00031_14614_8562.N1	16-DEC-2004 01:04:37	Bright	40.000	160	23Gam Per	2.9300	4700.0	80	14614	No
21	GOM_NL__2PRFIN20041216_010752_000000382033_00031_14614_8563.N1	16-DEC-2004 01:07:52	Bright	37.500	110	37Del Cas	2.6780	8900.0	75	14614	No
22	GOM_NL__2PRFIN20041216_011434_000000392033_00031_14614_8564.N1	16-DEC-2004 01:14:34	Bright	39.000	49	1Alp UMi	1.9900	6300.0	78	14614	No
23	GOM_NL__2PRFIN20041216_011918_000000402033_00031_14614_8565.N1	16-DEC-2004 01:19:18	Bright	40.000	60	7Bet UMi	2.0810	3950.0	80	14614	No
24	GOM_NL__2PRFIN20041216_012105_000000522033_00031_14614_8566.N1	16-DEC-2004 01:21:05	Bright	52.000	82	48Bet UMa	2.3650	10600.	104	14614	No
25	GOM_NL__2PRFIN20041216_012355_000000442033_00031_14614_8567.N1	16-DEC-2004 01:23:55	Bright	44.000	32	77Eps UMa	1.7630	11000.	88	14614	No
26	GOM_NL__2PRFIN20041216_012630_000000432033_00031_14614_8568.N1	16-DEC-2004 01:26:30	Bright	42.500	39	85Eta UMa	1.8540	24000.	85	14614	No
27	GOM_NL__2PRFIN20041216_012951_000000402033_00031_14614_8569.N1	16-DEC-2004 01:29:51	Bright	40.000	180	27Gam Boo	3.0400	8000.0	80	14614	No
28	GOM_NL__2PRFIN20041216_013304_000000392033_00031_14614_8570.N1	16-DEC-2004 01:33:04	Bright	38.500	83		2.3780	11000.	77	14614	No
29	GOM_NL__2PRFIN20041216_013624_000000382033_00031_14614_8571.N1	16-DEC-2004 01:36:24	Bright	38.000	111	8Eta Boo	2.6800	6000.0	76	14614	No
30	GOM_NL__2PRFIN20041216_014623_000000562033_00031_14614_8572.N1	16-DEC-2004 01:46:23	Twilight_stray	55.500	15	67Alp Vir	0.97600	28000.	111	14614	No
31	GOM_NL__2PRFIN20041216_014953_000000492033_00031_14614_8573.N1	16-DEC-2004 01:49:53	Dark	49.000	169	46Gam Hya	2.9910	4700.0	98	14614	No
32	GOM_NL__2PRFIN20041216_015130_000000472033_00031_14614_8574.N1	16-DEC-2004 01:51:30	Dark	46.500	54	5The Cen	2.0550	4500.0	93	14614	No
33	GOM_NL__2PRFIN20041216_015339_000000412033_00031_14614_8575.N1	16-DEC-2004 01:53:39	Dark	40.500	78	Alp Lup	2.3040	28000.	81	14614	No
34	GOM_NL__2PRFIN20041216_015714_000000432033_00031_14614_8576.N1	16-DEC-2004 01:57:14	Dark	42.500	4	Alp1Cen	-0.010000	5800.0	85	14614	No
35	GOM_NL__2PRFIN20041216_015902_000000412033_00032_14615_8444.N1	16-DEC-2004 01:59:02	Dark	40.500	20	Bet Cru	1.2530	30000.	81	14615	No
36	GOM_NL__2PRFIN20041216_020103_000000392033_00032_14615_8445.N1	16-DEC-2004 02:01:03	Dark	39.000	112	Alp Mus	2.6880	26000.	78	14615	No
37	GOM_NL__2PRFIN20041216_020507_000000422033_00032_14615_8446.N1	16-DEC-2004 02:05:07	Dark	41.500	159	Ups Car	2.9200	7200.0	83	14615	No
38	GOM_NL__2PRFIN20041216_020629_000000432033_00032_14615_8447.N1	16-DEC-2004 02:06:29	Dark	43.000	71	Iot Car	2.2460	7700.0	86	14615	No
39	GOM_NL__2PRFIN20041216_020822_000000542033_00032_14615_8448.N1	16-DEC-2004 02:08:22	Dark	53.500	41	Eps Car	1.8600	4100.0	107	14615	No
40	GOM_NL__2PRFIN20041216_021109_000000492033_00032_14615_8449.N1	16-DEC-2004 02:11:09	Dark	48.500	34	Gam2Vel	1.7930	23000.	97	14615	No
41	GOM_NL__2PRFIN20041216_021314_000000502033_00032_14615_8450.N1	16-DEC-2004 02:13:14	Dark	49.500	2	Alp Car	-0.73600	7000.0	99	14615	No
42	GOM_NL__2PRFIN20041216_021600_000000562033_00032_14615_8451.N1	16-DEC-2004 02:16:00	Dark	55.500	117	Pi Pup	2.7060	3800.0	111	14615	No

456	GOM_NL__2PRFIN20041216_223643_000000522033_00044_14627_7861.N1	16-DEC-2004 22:36:43	Straylight	51.500	30	46Eps Ori	1.6940	30000.	103	14627	No
457	GOM_NL__2PRFIN20041216_223947_000000662033_00044_14627_7862.N1	16-DEC-2004 22:39:47	Twilight_stray	66.000	14	58Alp Ori	0.87000	3000.0	132	14627	No
458	GOM_NL__2PRFIN20041216_224149_000000522033_00044_14627_7863.N1	16-DEC-2004 22:41:49	Twilight_stray	51.500	13	87Alp Tau	0.86700	3800.0	103	14627	No
459	GOM_NL__2PRFIN20041216_224402_000000402033_00044_14627_7864.N1	16-DEC-2004 22:44:02	Bright	39.500	146	25Eta Tau	2.8730	15200.	79	14627	No
460	GOM_NL__2PRFIN20041216_224611_000000362033_00044_14627_7865.N1	16-DEC-2004 22:46:11	Bright	35.500	150	44Zet Per	2.8900	28000.	71	14627	No
461	GOM_NL__2PRFIN20041216_224828_000000372033_00044_14627_7866.N1	16-DEC-2004 22:48:28	Bright	36.500	149	45Eps Per	2.8880	30000.	73	14627	No
462	GOM_NL__2PRFIN20041216_225040_000000362033_00044_14627_7867.N1	16-DEC-2004 22:50:40	Bright	36.000	175	39Del Per	3.0100	19400.	72	14627	No
463	GOM_NL__2PRFIN20041216_225228_000000382033_00044_14627_7868.N1	16-DEC-2004 22:52:28	Bright	37.500	160	23Gam Per	2.9300	4700.0	75	14627	No
464	GOM_NL__2PRFIN20041216_225543_000000382033_00044_14627_7869.N1	16-DEC-2004 22:55:43	Bright	38.000	110	37Del Cas	2.6780	8900.0	76	14627	No
465	GOM_NL__2PRFIN20041216_230221_000000392033_00044_14627_7870.N1	16-DEC-2004 23:02:21	Bright	39.000	49	1Alp UMi	1.9900	6300.0	78	14627	No
466	GOM_NL__2PRFIN20041216_230704_000000392033_00044_14627_7871.N1	16-DEC-2004 23:07:04	Bright	39.000	60	7Bet UMi	2.0810	3950.0	78	14627	No
467	GOM_NL__2PRFIN20041216_230844_000000522033_00044_14627_7872.N1	16-DEC-2004 23:08:44	Bright	51.500	82	48Bet UMa	2.3650	10600.	103	14627	No
468	GOM_NL__2PRFIN20041216_231115_000000512033_00044_14627_7873.N1	16-DEC-2004 23:11:15	Bright	50.500	87	64Gam UMa	2.4330	11000.	101	14627	No
469	GOM_NL__2PRFIN20041216_231416_000000402033_00044_14627_7874.N1	16-DEC-2004 23:14:16	Bright	39.500	39	85Eta UMa	1.8540	24000.	79	14627	No
470	GOM_NL__2PRFIN20041216_231739_000000382033_00044_14627_7875.N1	16-DEC-2004 23:17:39	Bright	38.000	180	27Gam Boo	3.0400	8000.0	76	14627	No
471	GOM_NL__2PRFIN20041216_232054_000000372033_00044_14627_7876.N1	16-DEC-2004 23:20:54	Bright	37.000	83		2.3780	11000.	74	14627	No

3. Quality information per product

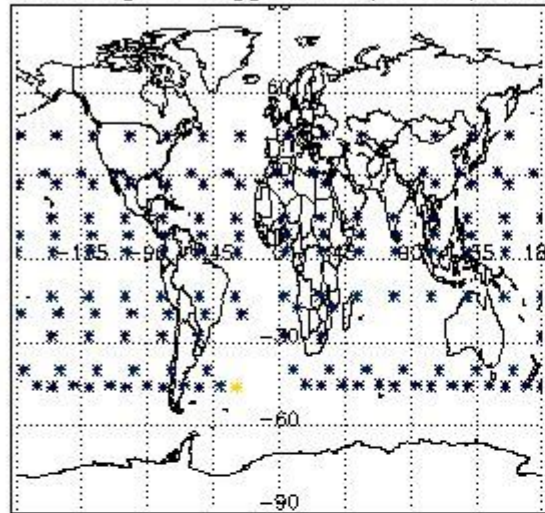
In this section it is plotted some information contained in the Quality Summary data set of the level 2 products. Only products in dark limb conditions and without errors (error flag in the MPH set to "0") are used.

3.1 Plot quality information per product (time dependant)

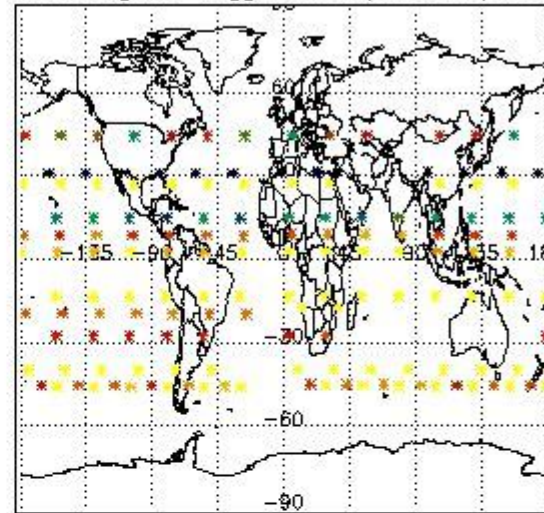


3.2 Plot quality information per product (world map)

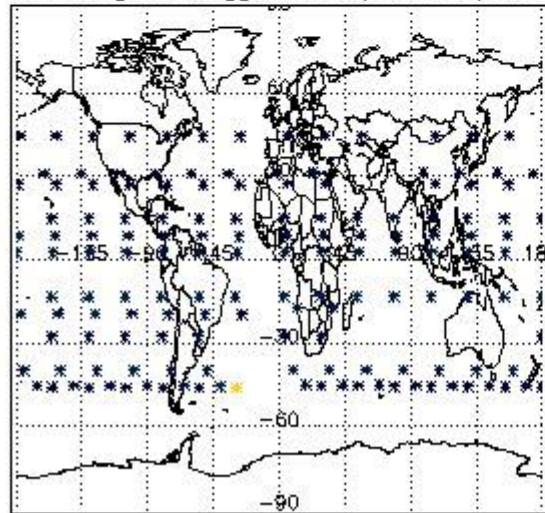
Percentage of flagged data per O3 profile



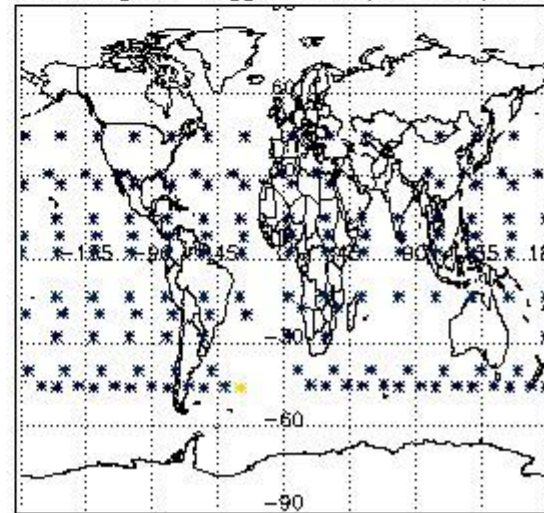
Percentage of flagged data per H2O profile



Percentage of flagged data per NO2 profile



Percentage of flagged data per NO3 profile

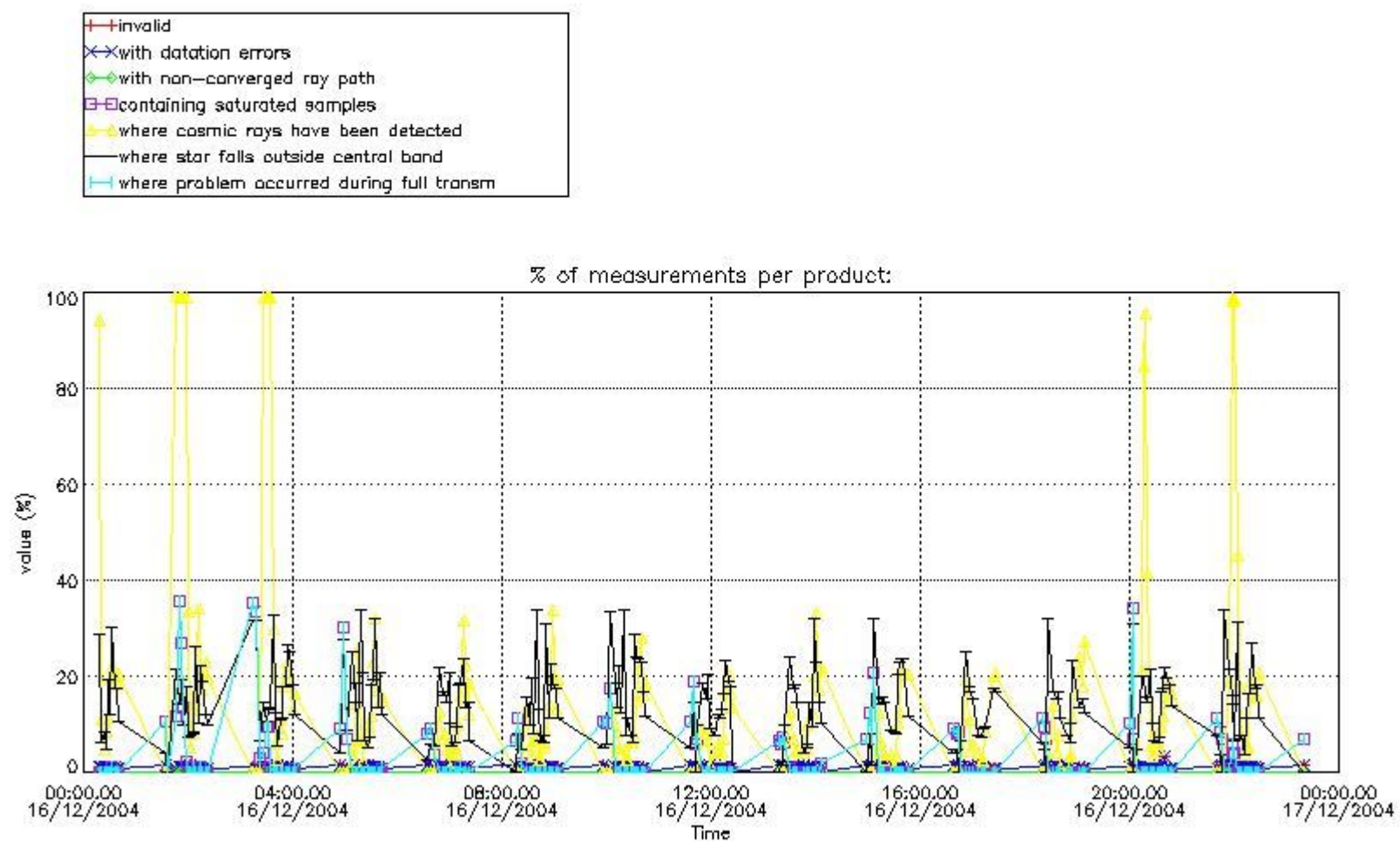


4. Level 1 quality information per product

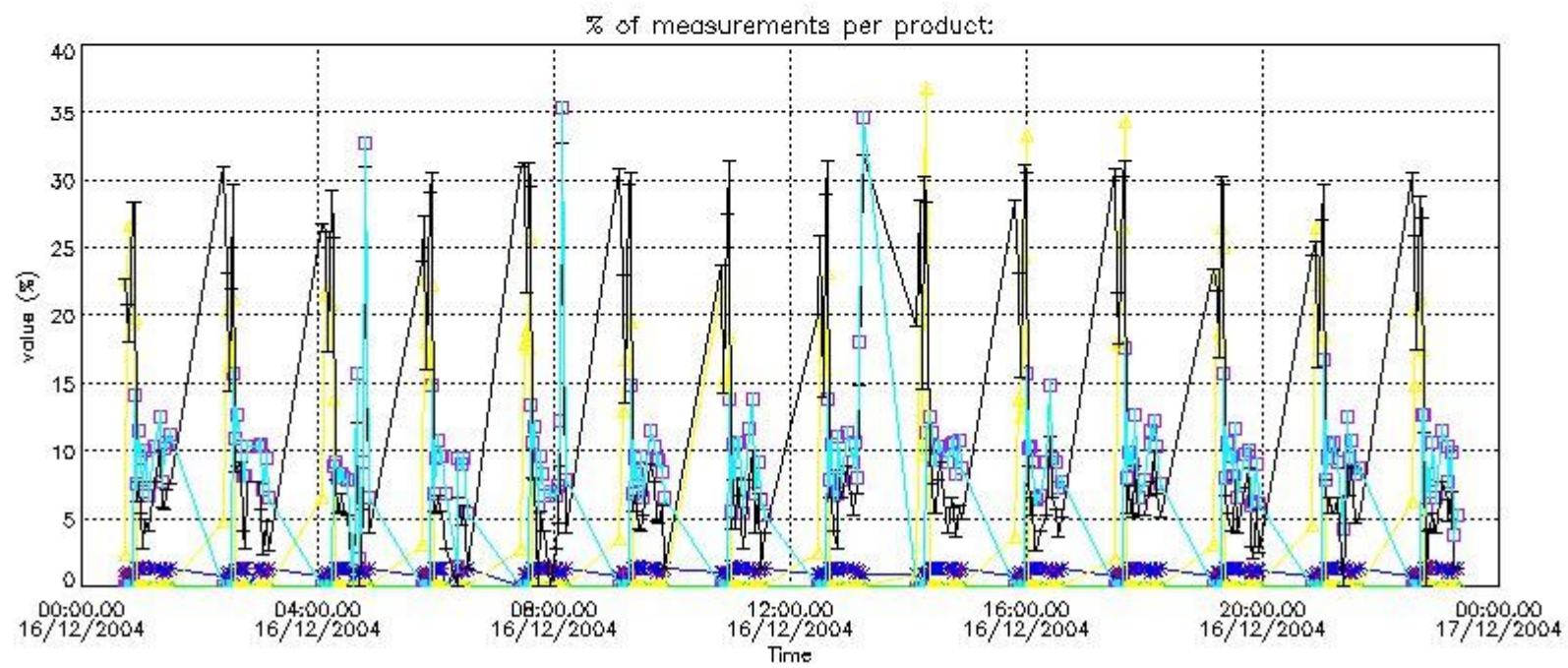
In this section it is plotted some information contained in the Quality Summary data set of the level 2 products that comes from the level 1b processing. Products without errors (error flag in the MPH set to "0") are used.

4.1 Plot quality information per product (time dependant) coming from level 1b processing

4.1.1 Plot level 1 quality information per product (time dependant): ENVISAT ASCENDING passes



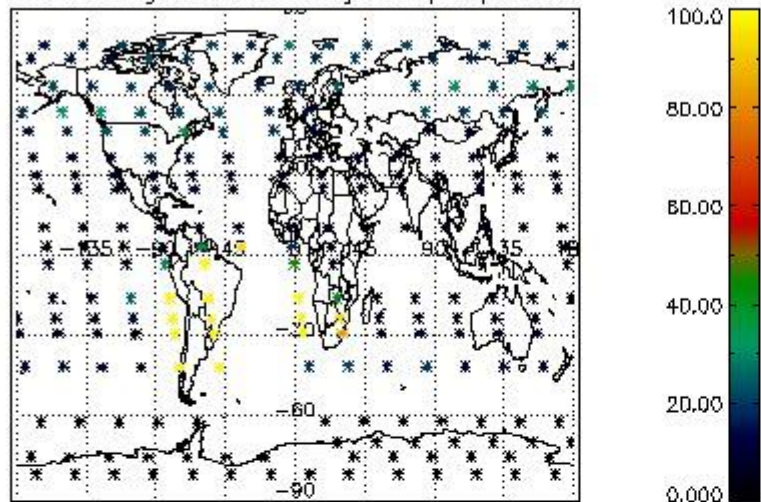
4.1.2 Plot level 1 quality information per product (time dependant): ENVI SAT DESCENDING passes



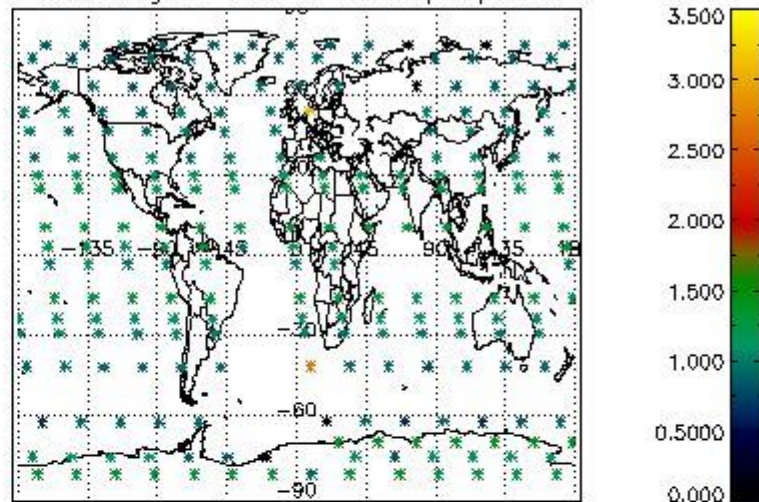
4.2 Plot quality information per product coming from level 1b processing (world map)

4.2.1 Plot level 1 quality information per product (world map): ENVISAT ASCENDING passes

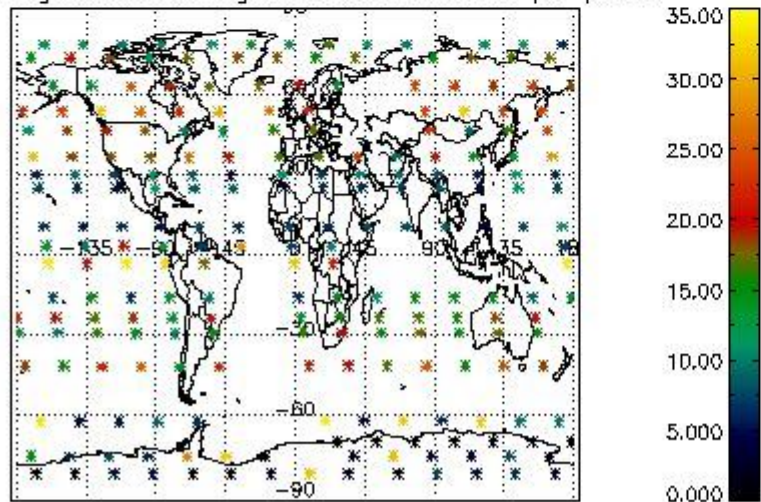
Percentage of cosmic ray hits per profile



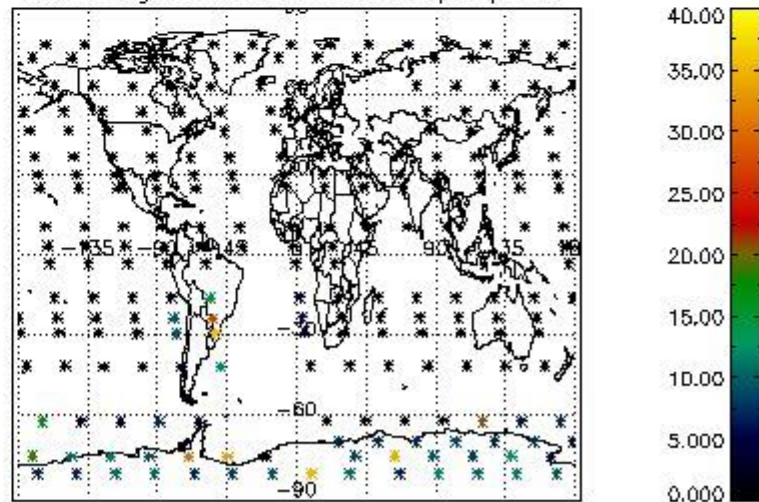
Percentage of datation errors per profile



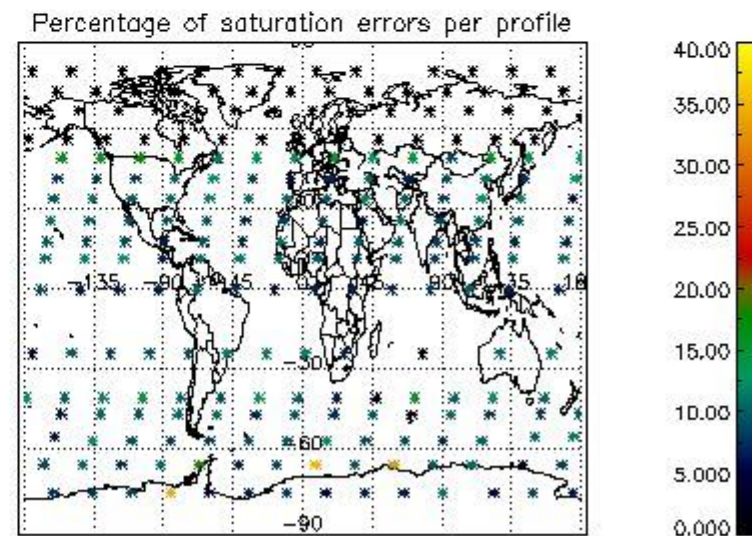
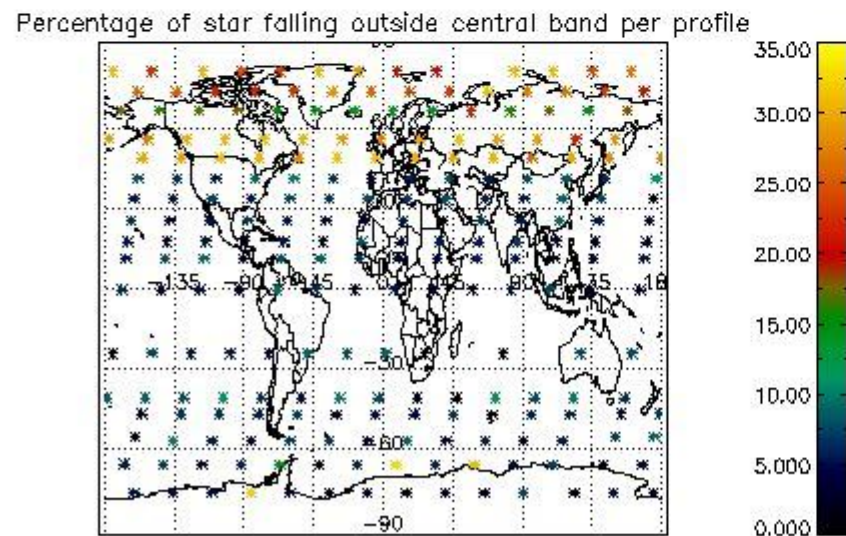
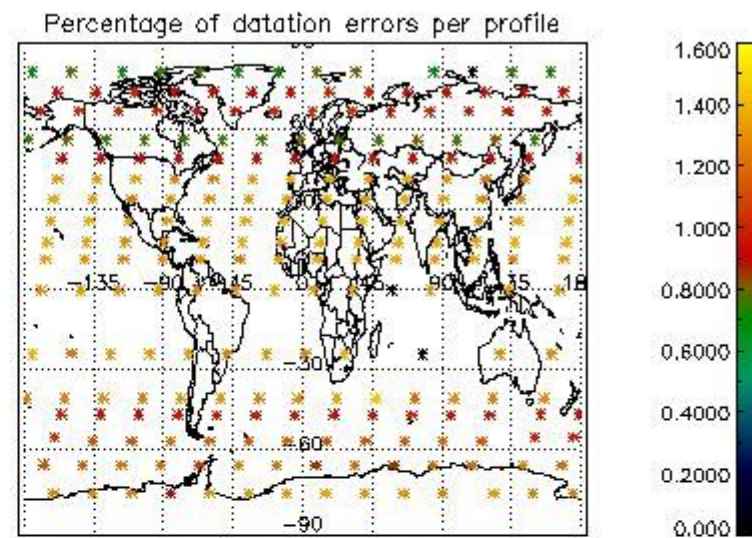
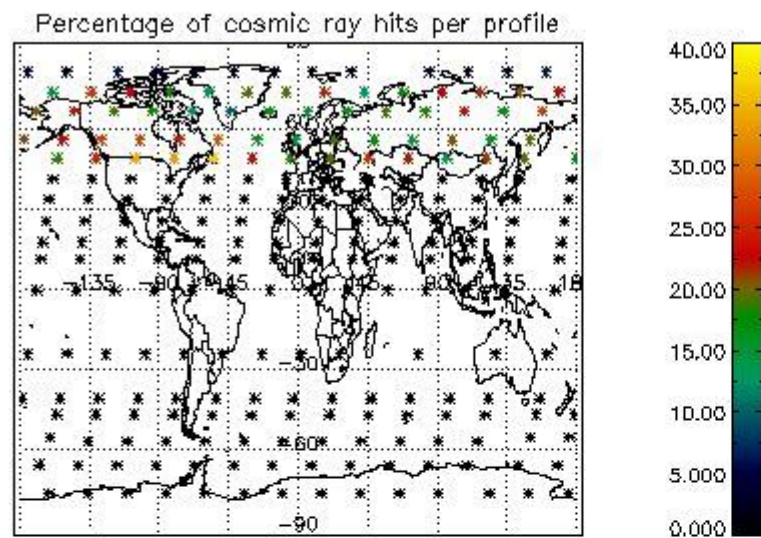
Percentage of star falling outside central band per profile



Percentage of saturation errors per profile



4.2.2 Plot level 1 quality information per product (world map): ENVISAT DESCENDING passes



5. Trace gas profiles

5.1 Ozone statistics based on quality of products

The final quality of the products can be "measured" using the STD (Standard Deviation) attached to every point profile. This information is written to the parameter GOM_NL__2P/NL_LOCAL_SPECIES_DENSITY/o3_std of the level 2 products. The table below shows the statistics for given STD ranges.

The statistics are given with respect to the overall valid production:

- Products without fatal errors: GOM_NL__2P/MPH/PRODUCT_ERR=0
- Valid point profile: GOM_NL__2P/NL_LOCAL_SPECIES_DENSITY/pcd(0)=0

The 'Criteria' is applied to valid points of dark limb products:

- Products in dark limb illumination condition: GOM_NL__2P/NL_SUMMARY_QUALITY/obs_ill_cond=0
- Products without fatal errors: GOM_NL__2P/MPH/PRODUCT_ERR=0
- Valid point profile: GOM_NL__2P/NL_LOCAL_SPECIES_DENSITY/pcd(0)=0

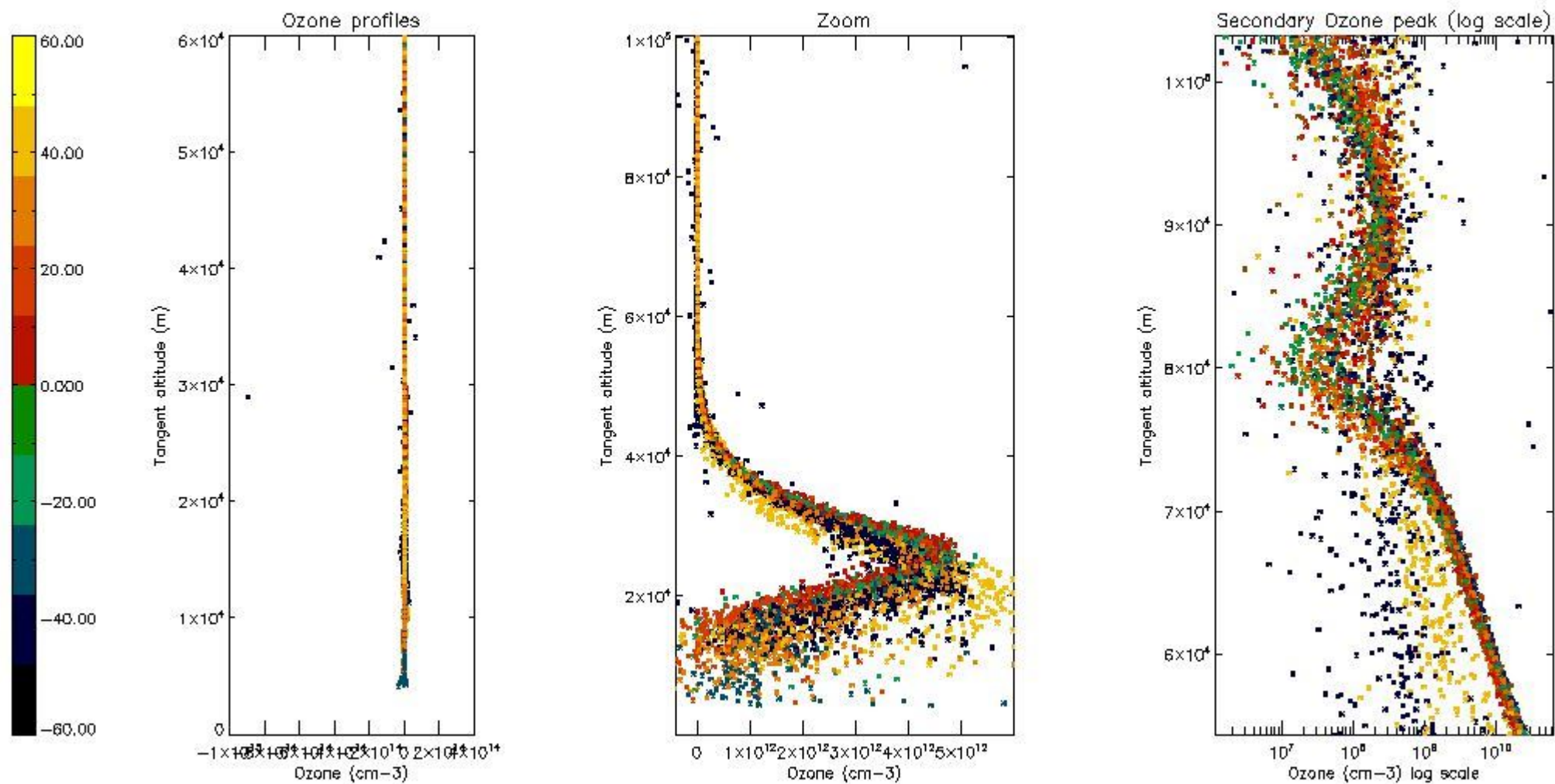
So, the table below shows the percentage of dark limb and valid observations for each criteria with respect to the overall valid daily observations.

Criteria	% of total production
All STD	32
STD < 20	16

STD < 10	12
STD < 5	7

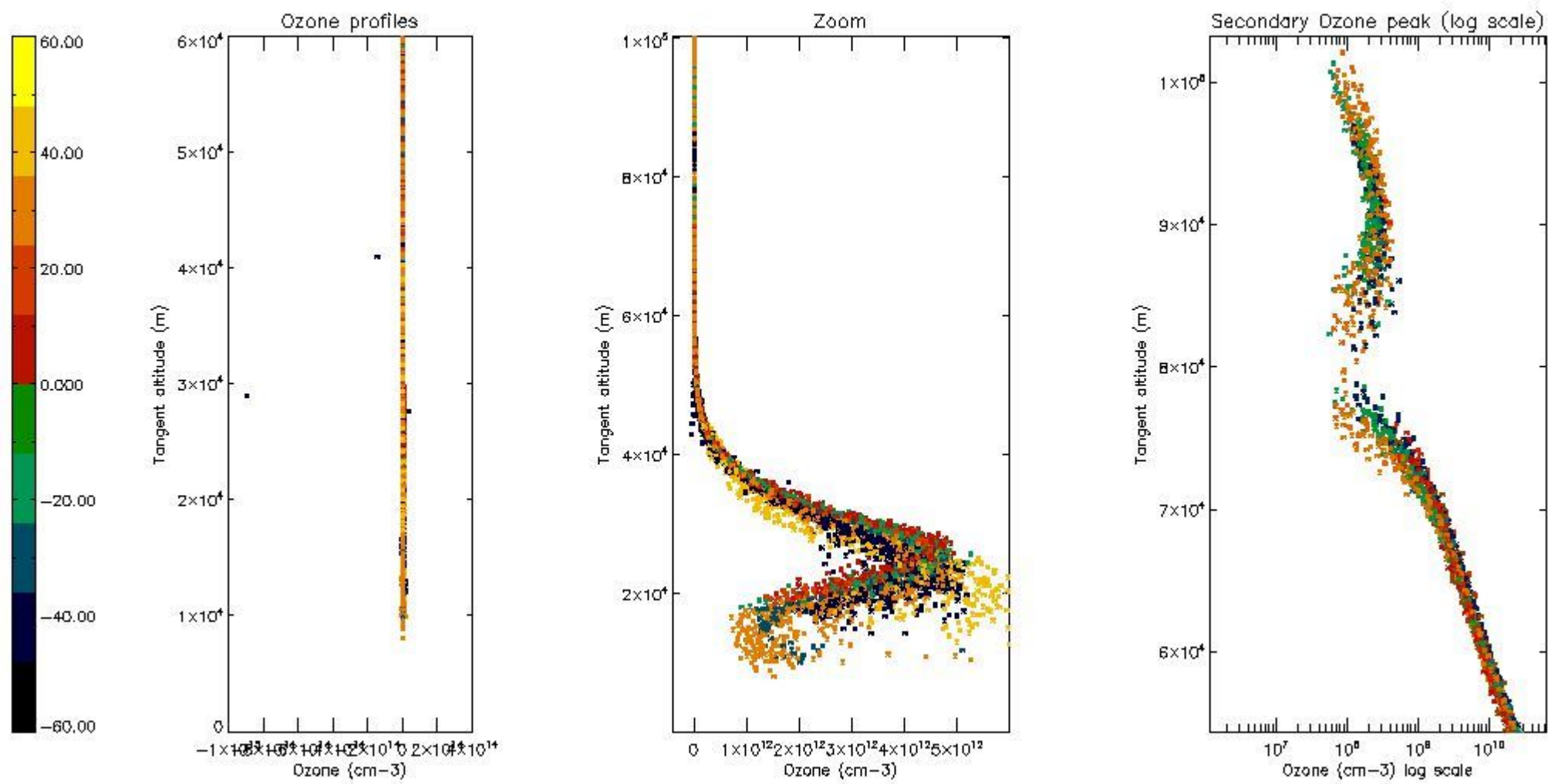
5.2 Plot ozone profiles for all STD (dark without errors)

The colorbar represents the latitude.



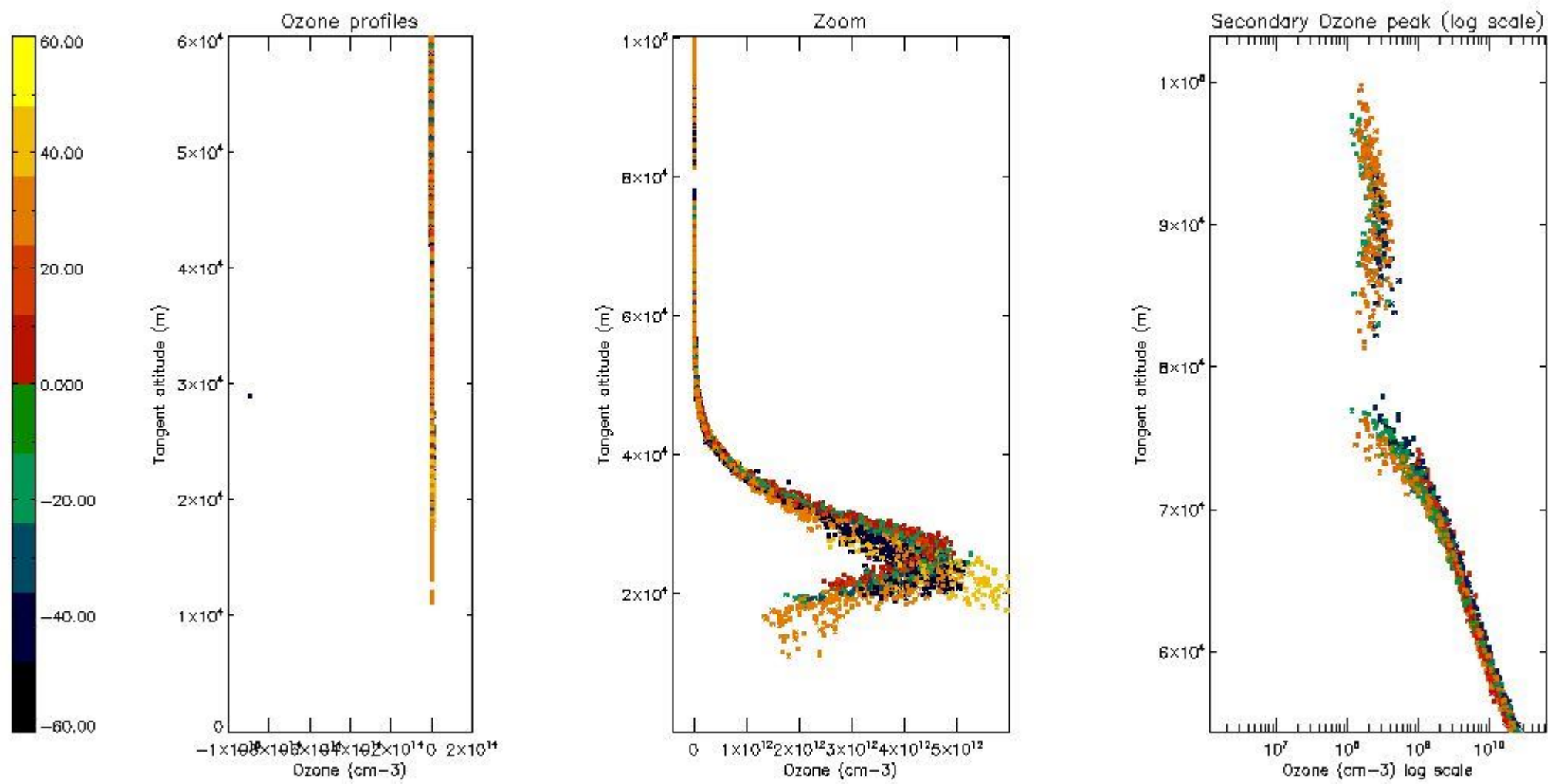
5.3 Plot ozone profiles where STD < 20% (dark without errors)

The colorbar represents the latitude.



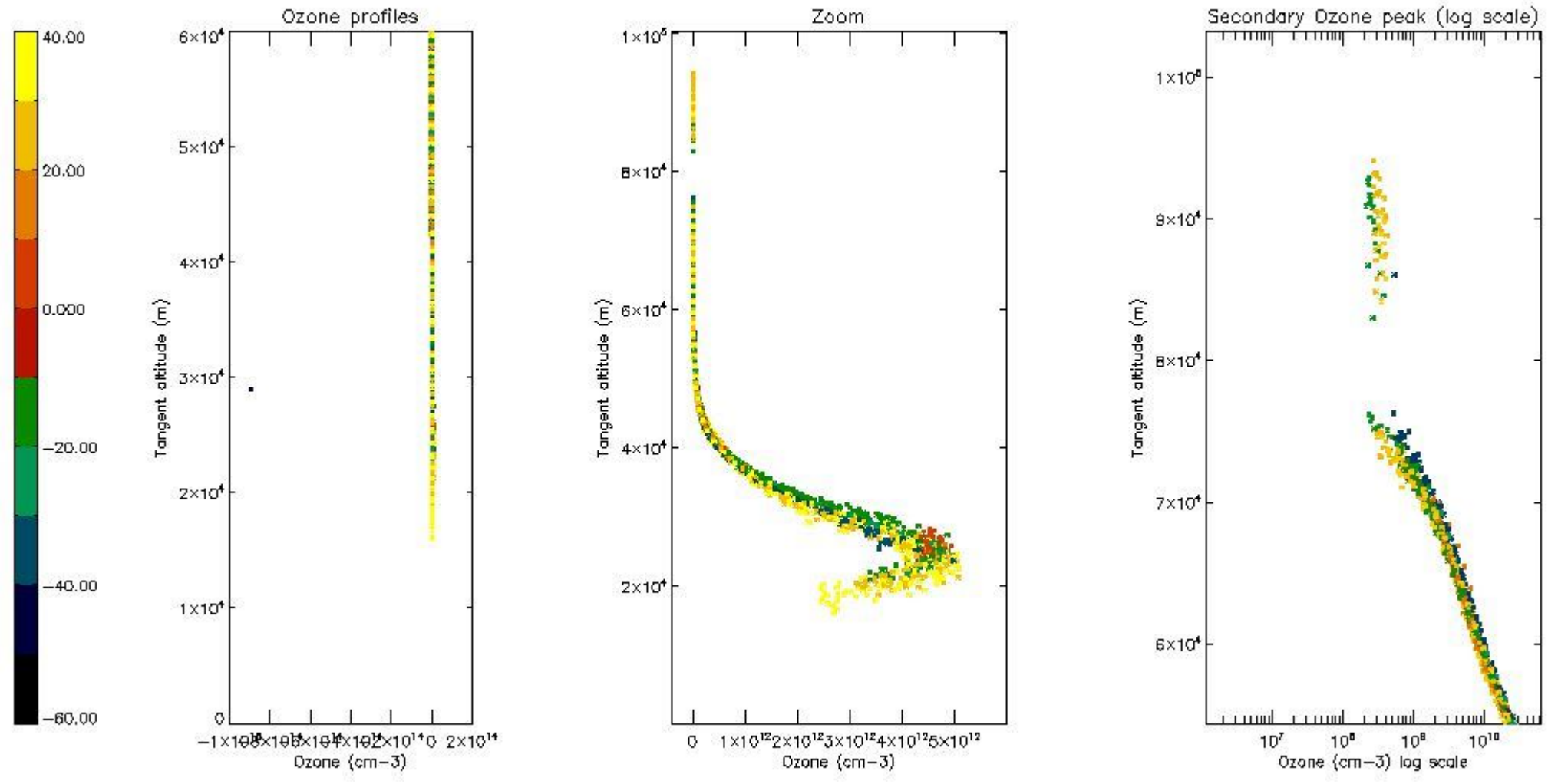
5.4 Plot ozone profiles where STD < 10% (dark without errors)

The colorbar represents the latitude.



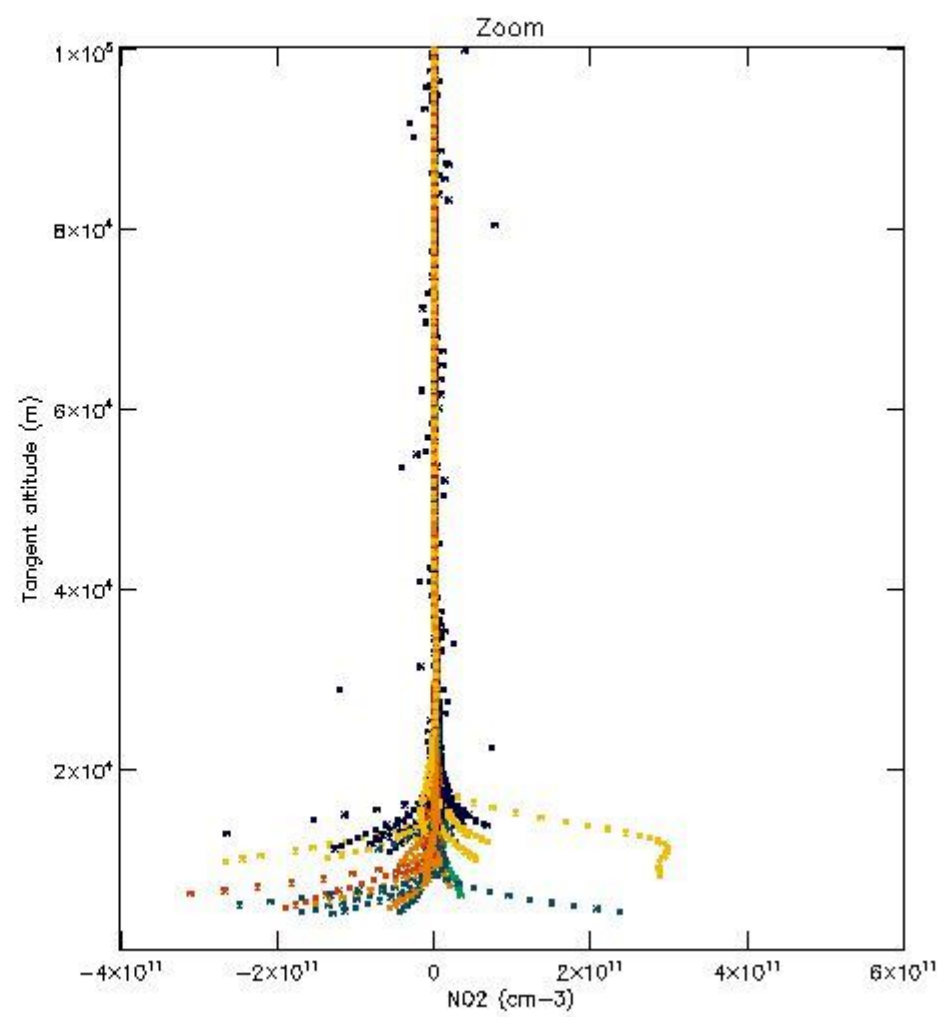
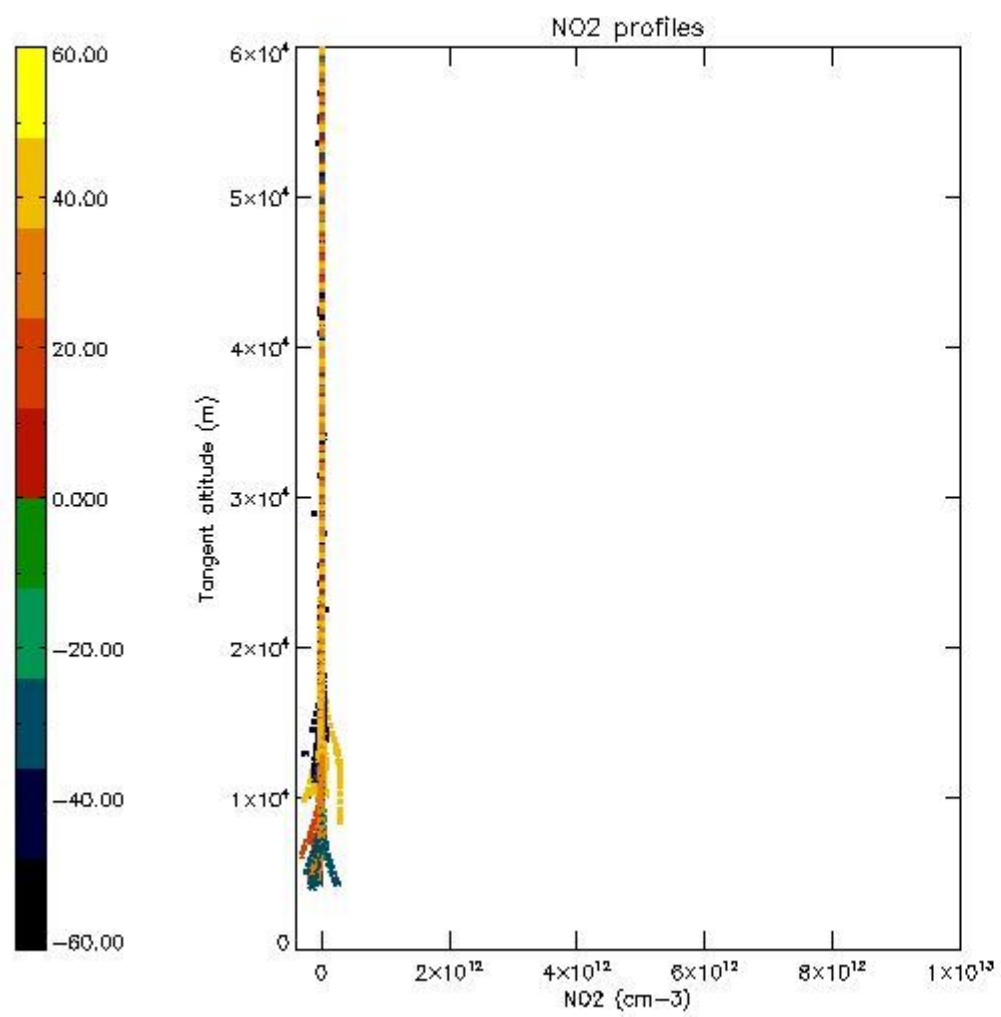
5.5 Plot ozone profiles where $STD < 5\%$ (dark without errors)

The colorbar represents the latitude.



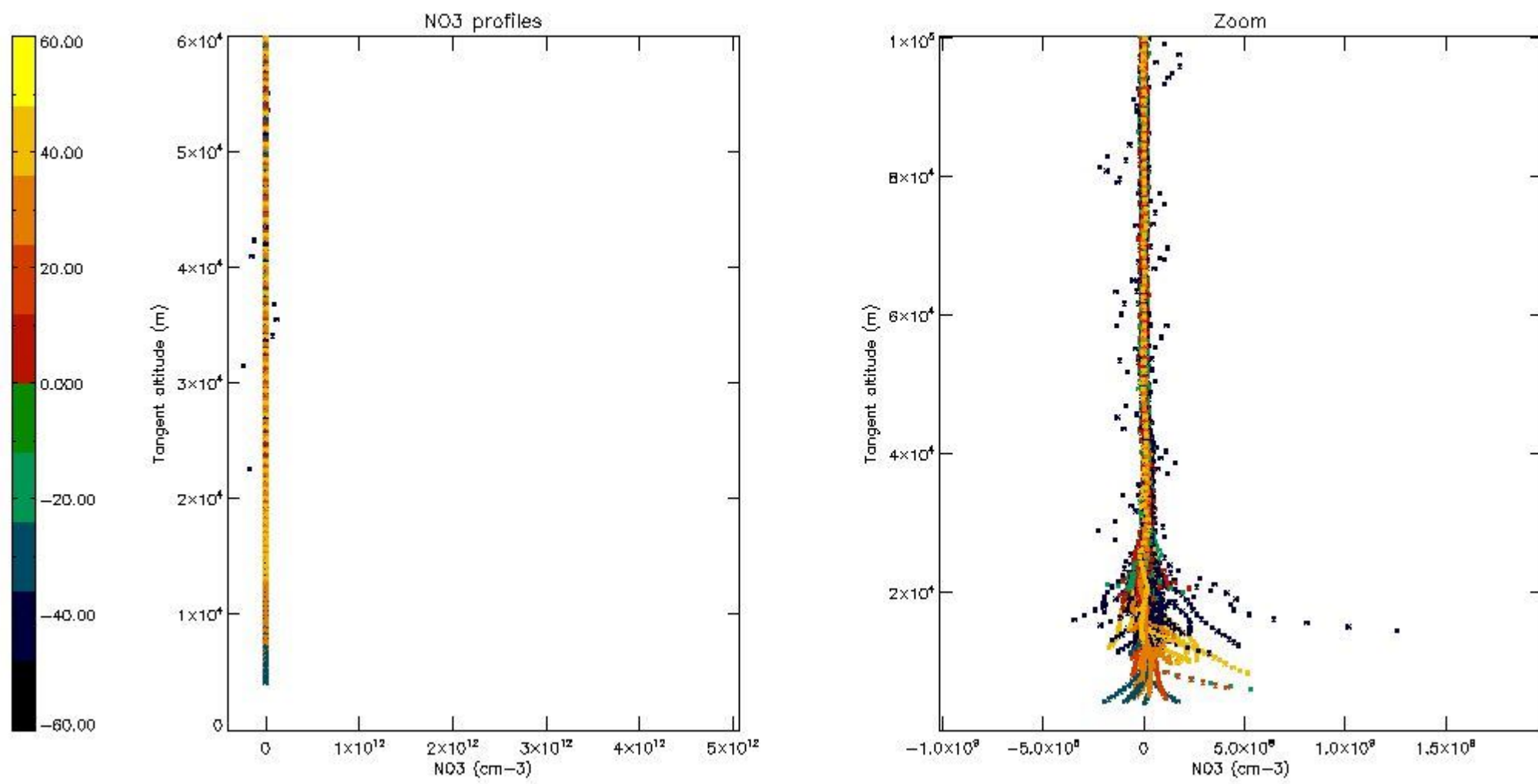
5.6 Plot NO₂ profiles for all STD (dark without errors)

The colorbar represents the latitude.



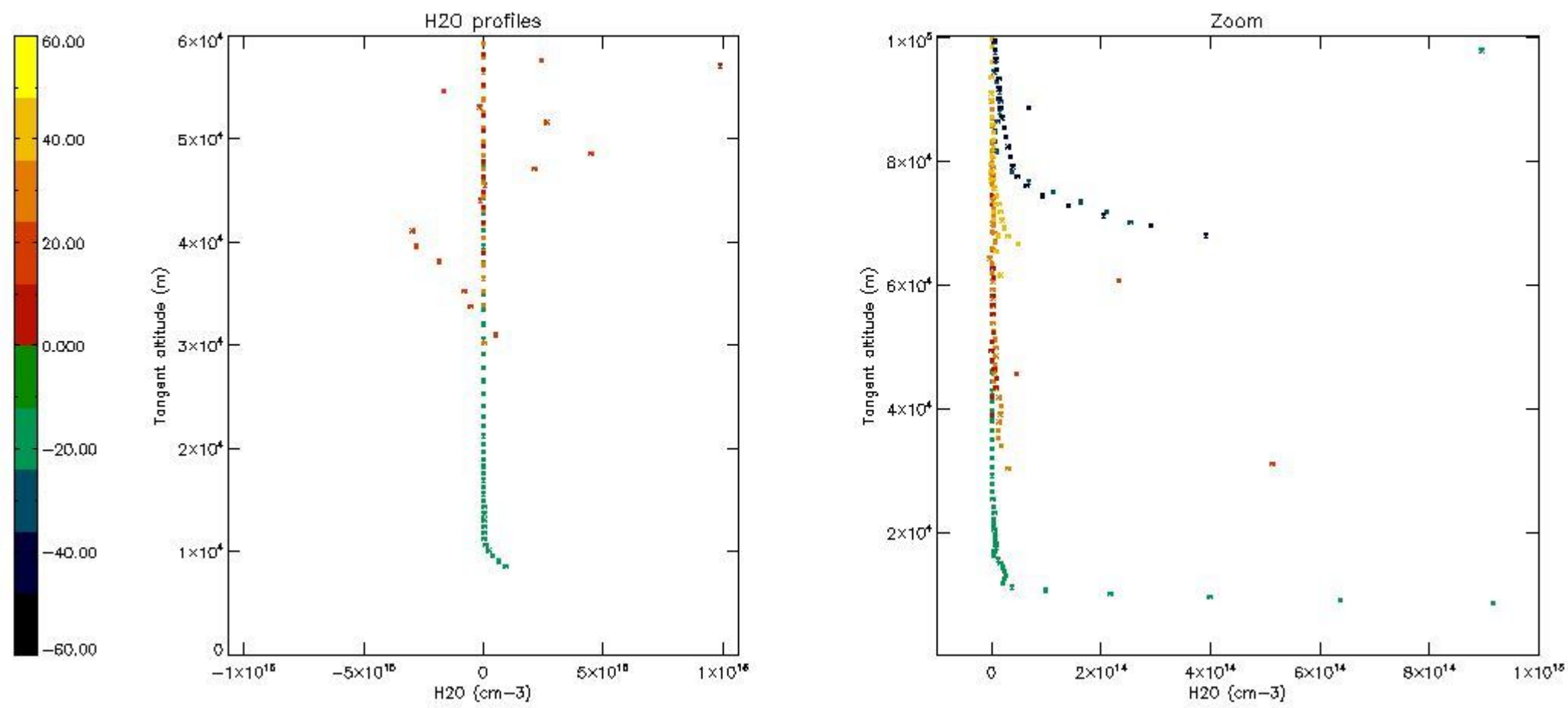
5.7 Plot NO3 profiles for all STD (dark without errors)

The colorbar represents the latitude.



5.8 Plot H₂O profiles for all STD (only for occultations of stars 1,2,3,4,13,14,16,26,63 dark without errors)

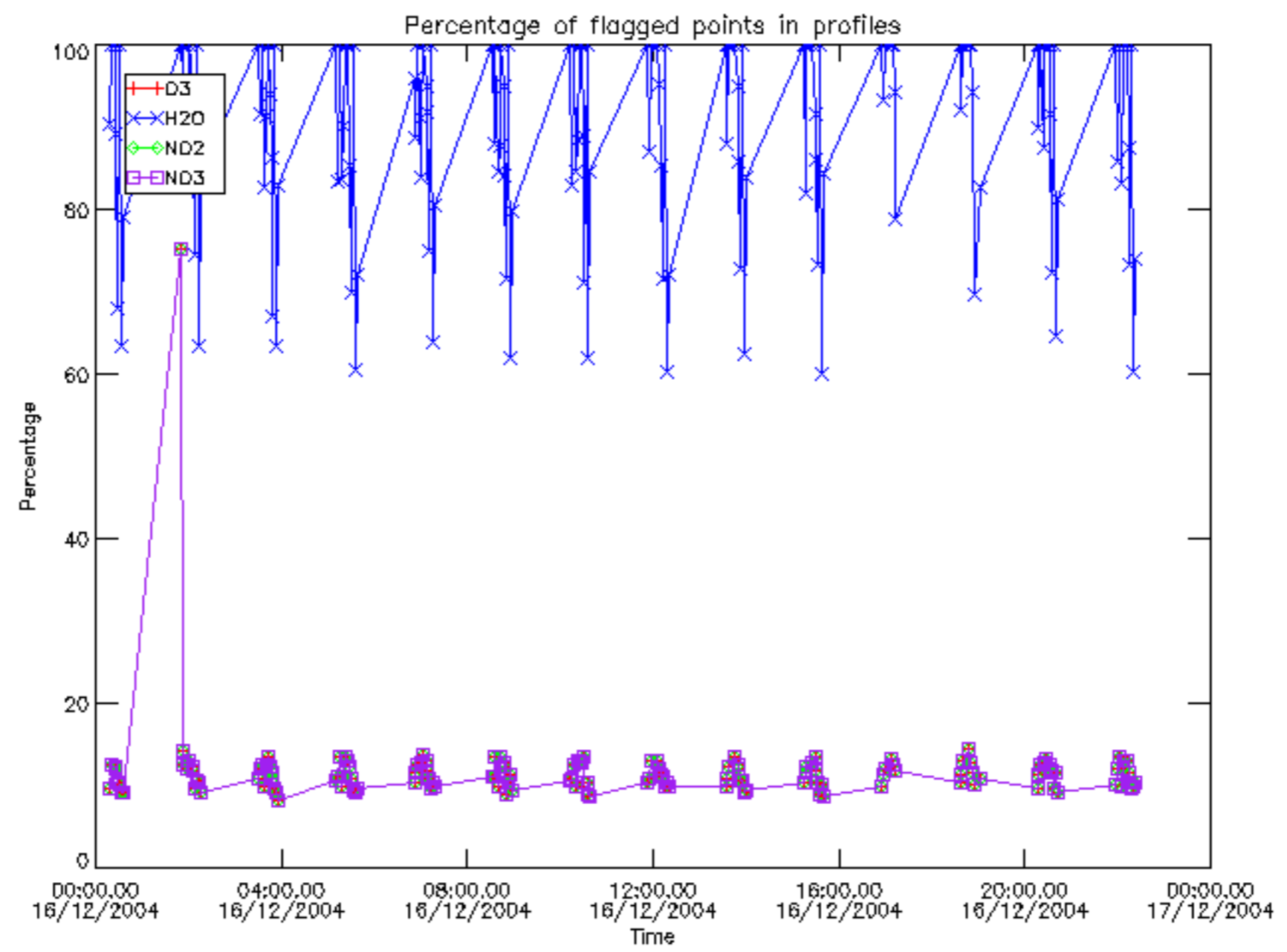
The colorbar represents the latitude.



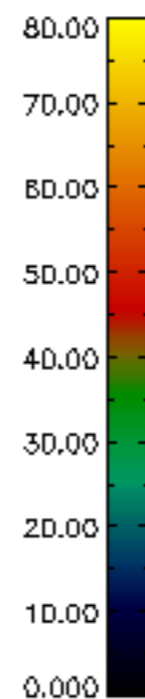
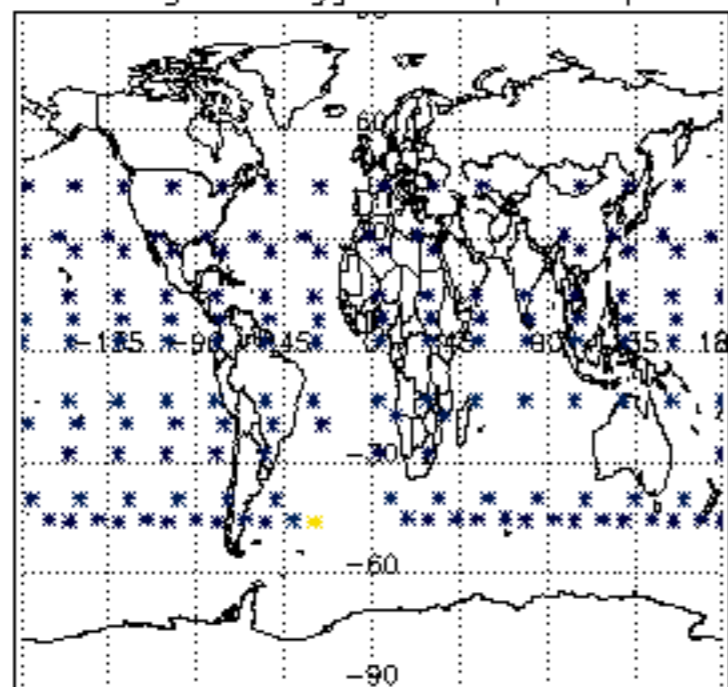
6. Auxiliary Data Files used for the production reported in section 2

The number reported in the third column indicates since which file (see list in section 2) the corresponding auxiliary file has been used. The fourth column is the date of those product files.

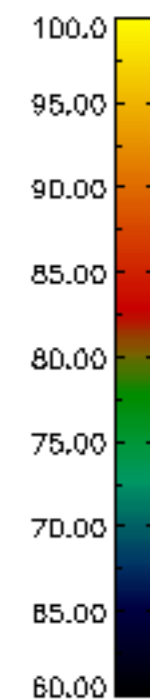
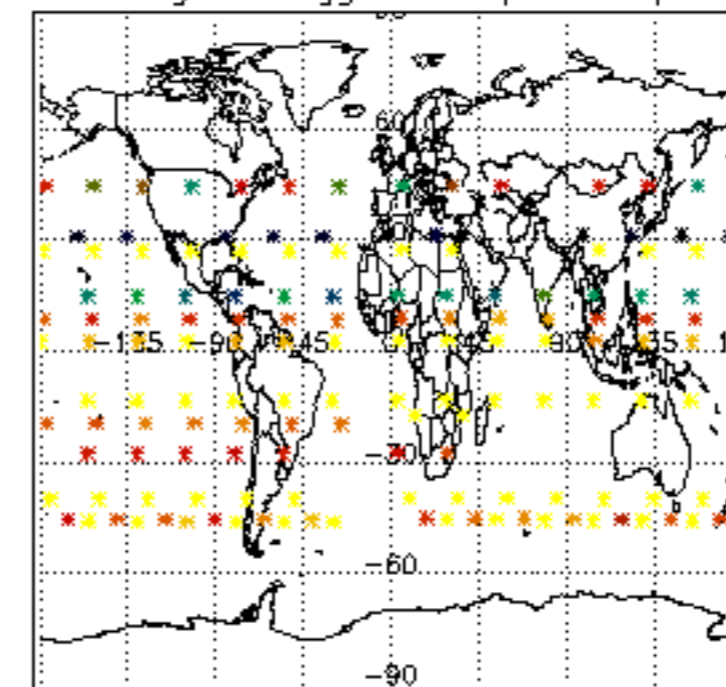
Type	Auxiliary Filename	Used since product	Used since product date
INST_PHYS_CHARACTERISTICS	GOM_INS_AXVIEC20091111_143220_20030716_120000_20500101_000000	1	16-DEC-2004 00:18:25
LEVEL-2_PROC_CONFIG	GOM_PR2_AXVIEC20091111_152718_20020301_000000_20500101_000000	1	16-DEC-2004 00:18:25
CROSS_SECTIONS_FILE	GOM_CRS_AXVIEC20091111_154832_20020301_000000_20500101_000000	1	16-DEC-2004 00:18:25



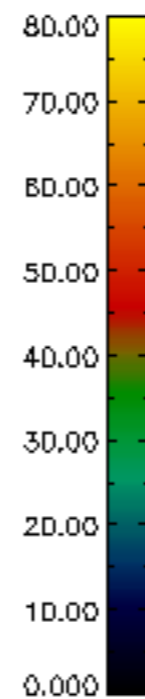
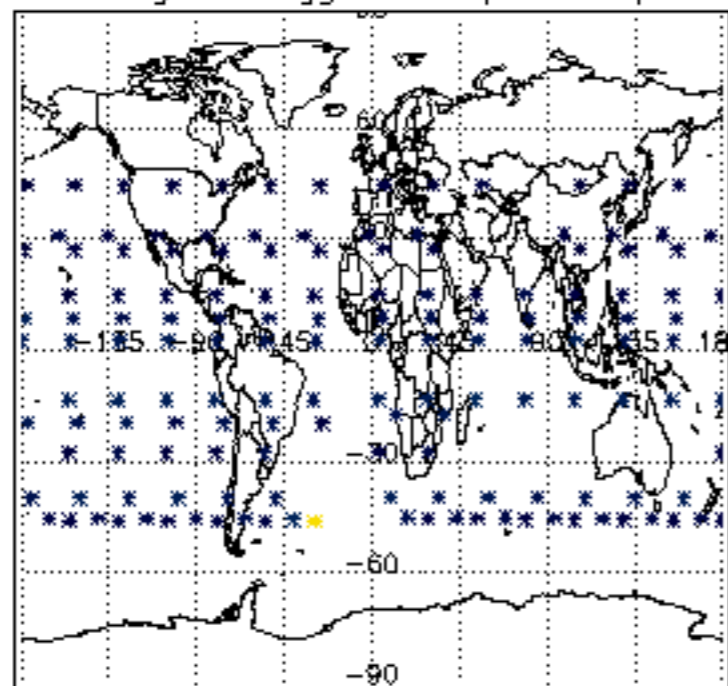
Percentage of flagged data per D3 profile



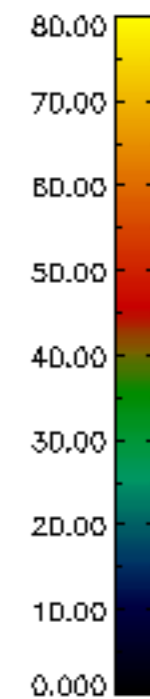
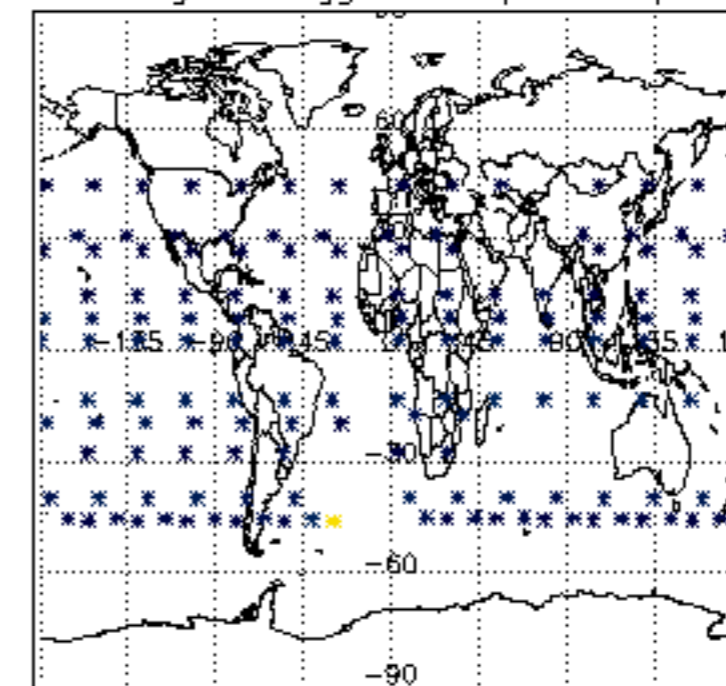
Percentage of flagged data per H2O profile

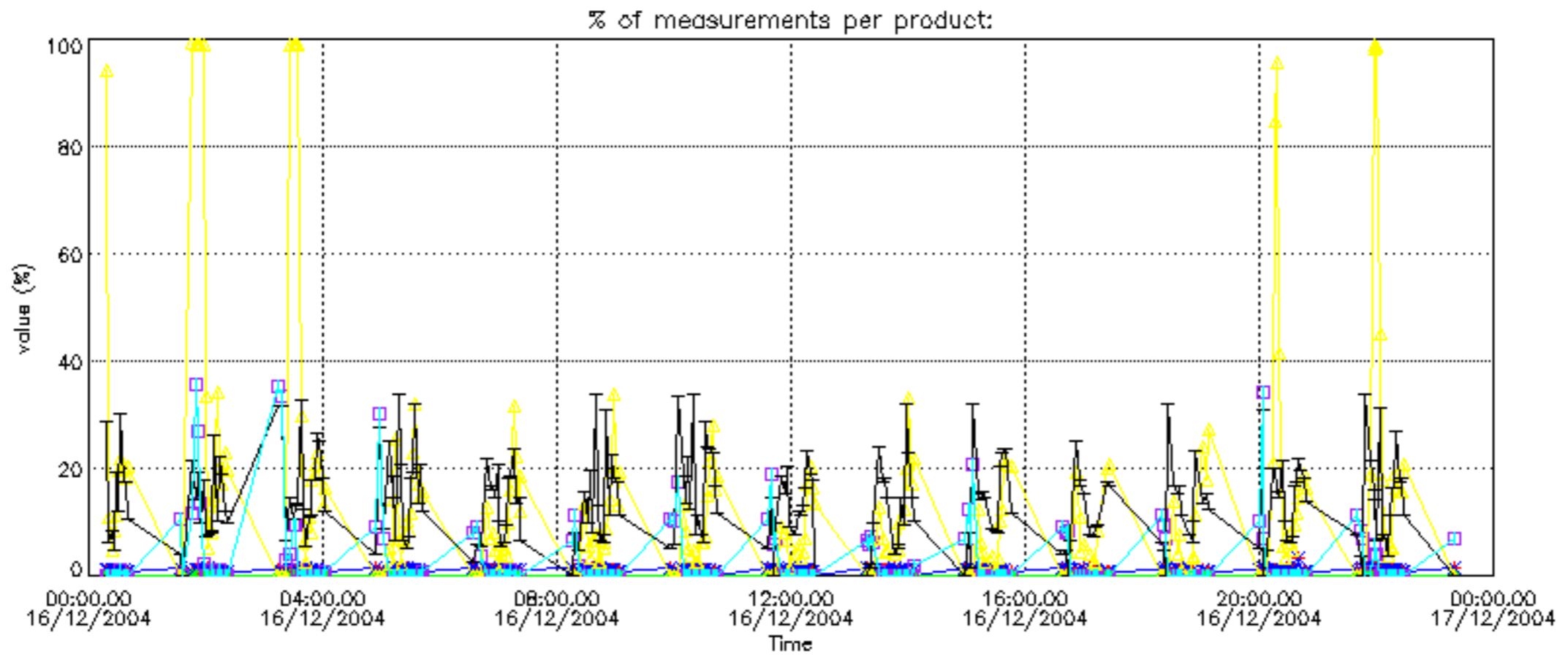


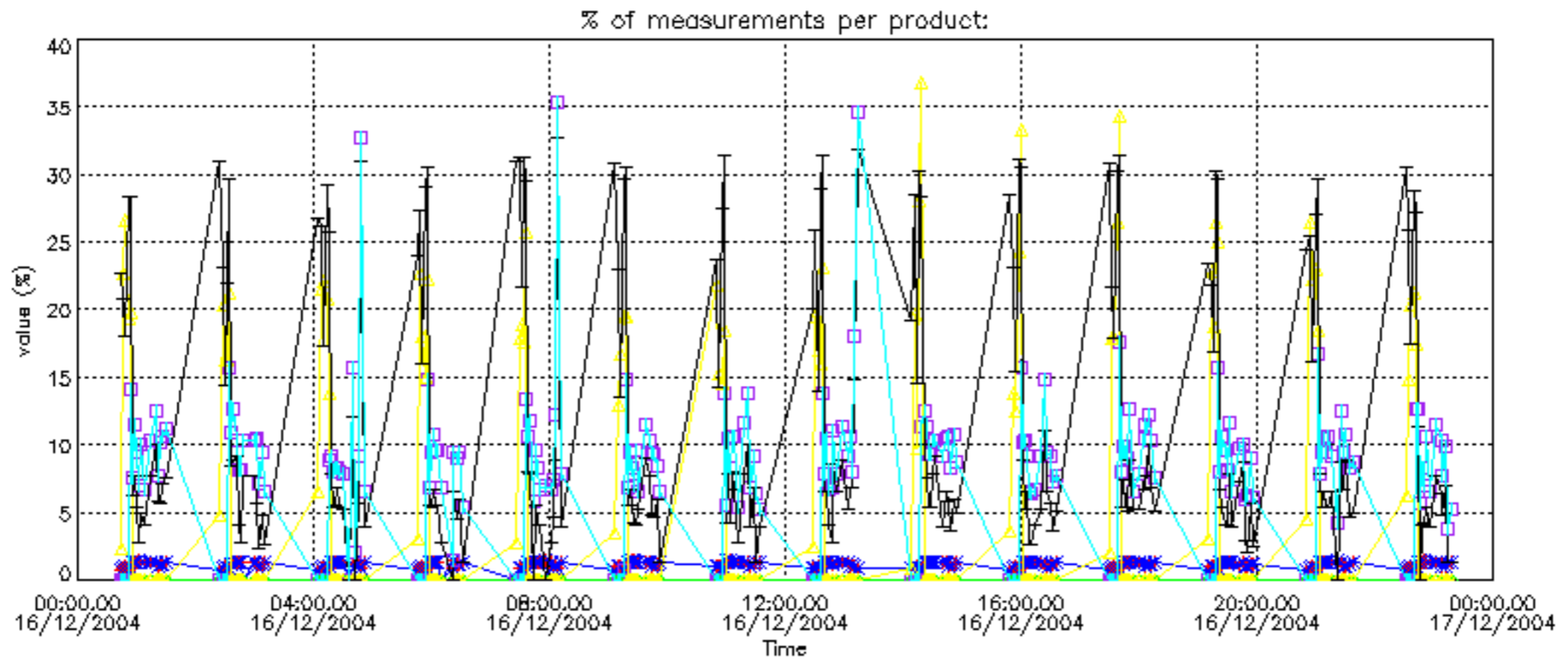
Percentage of flagged data per NO2 profile



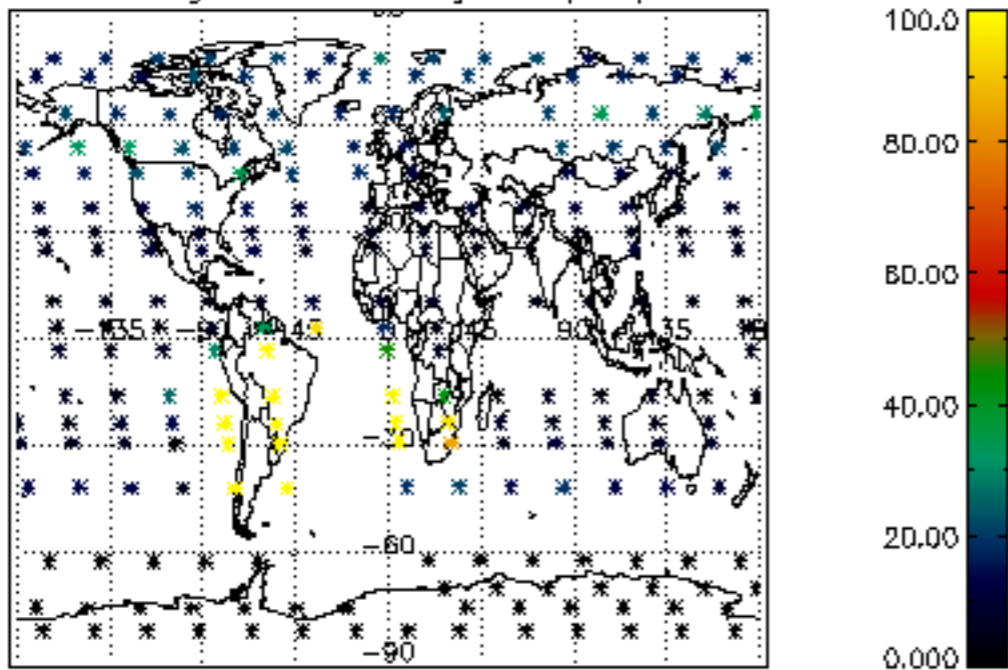
Percentage of flagged data per NO3 profile



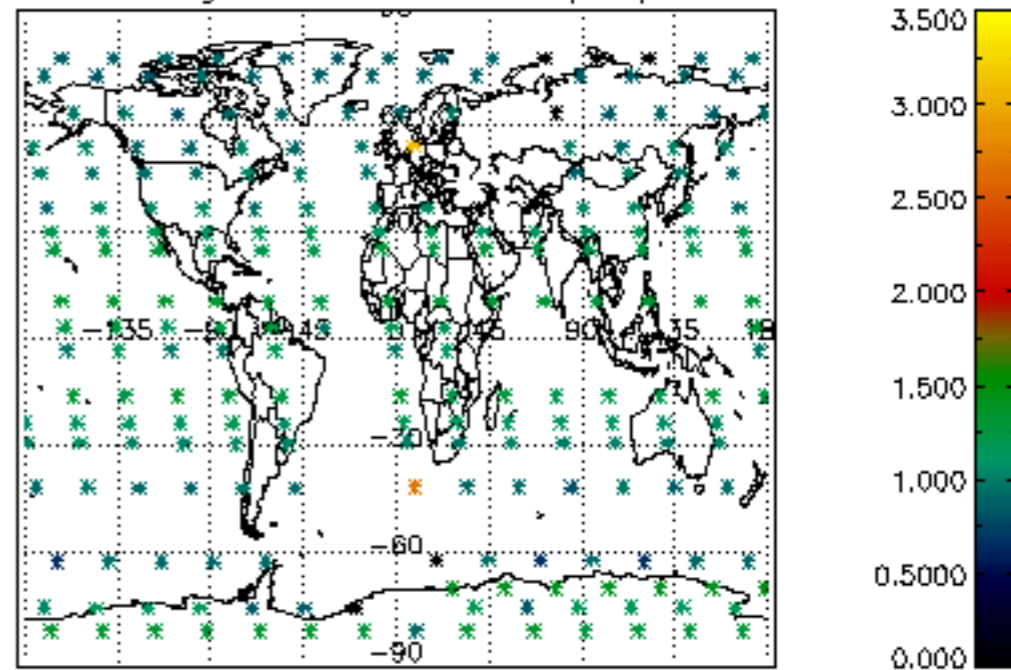




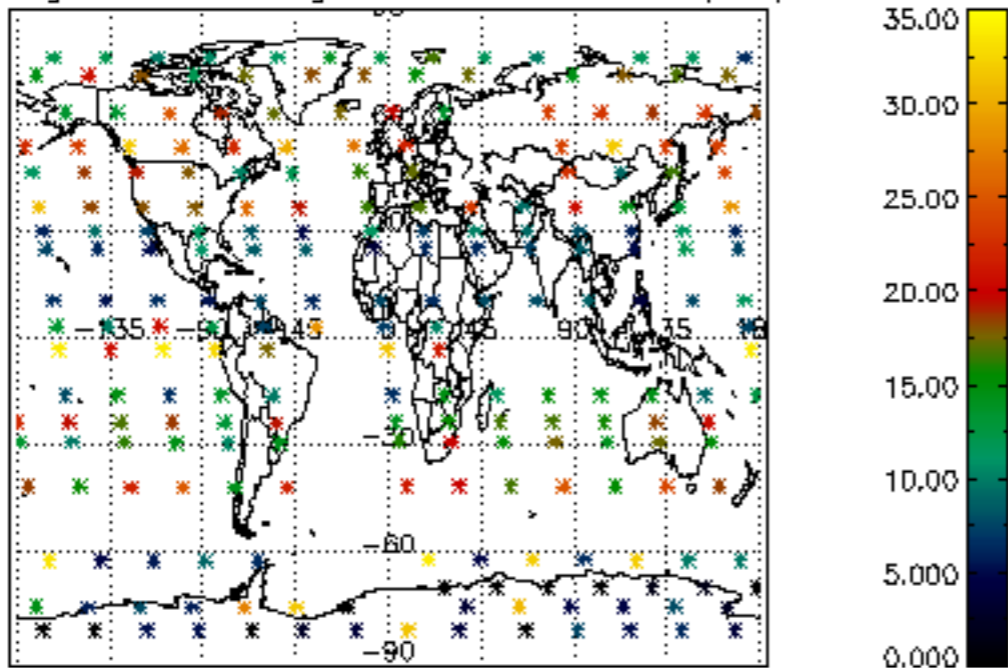
Percentage of cosmic ray hits per profile



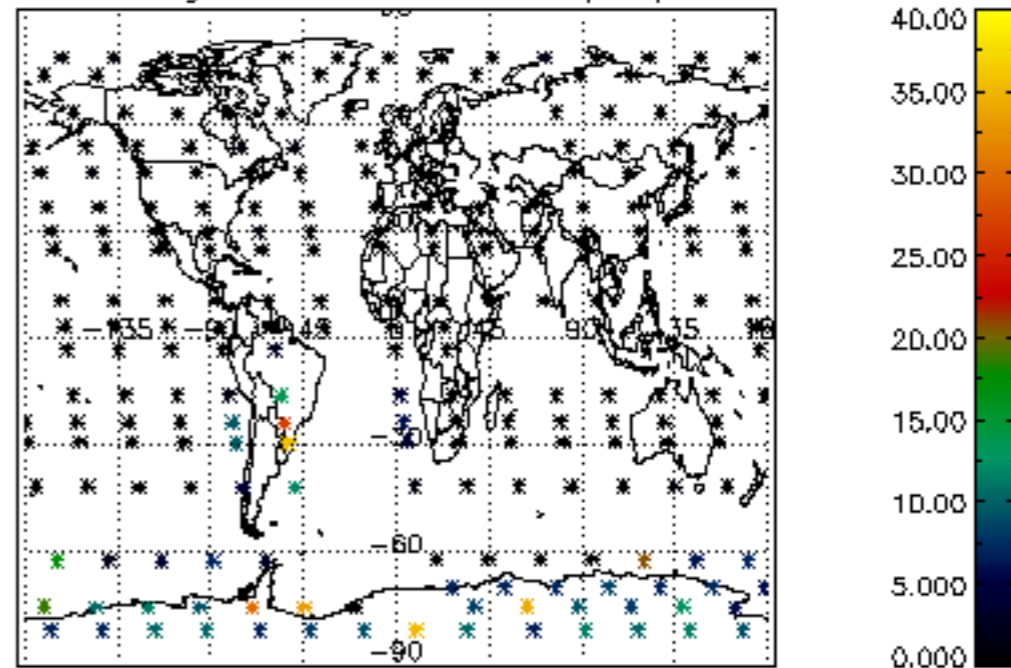
Percentage of datation errors per profile



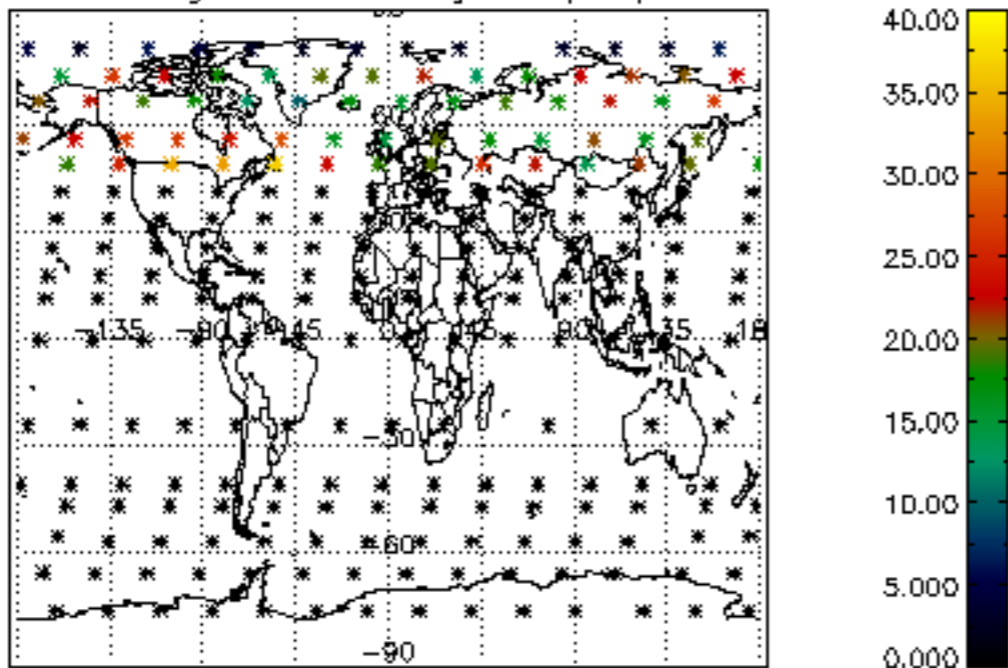
Percentage of star falling outside central band per profile



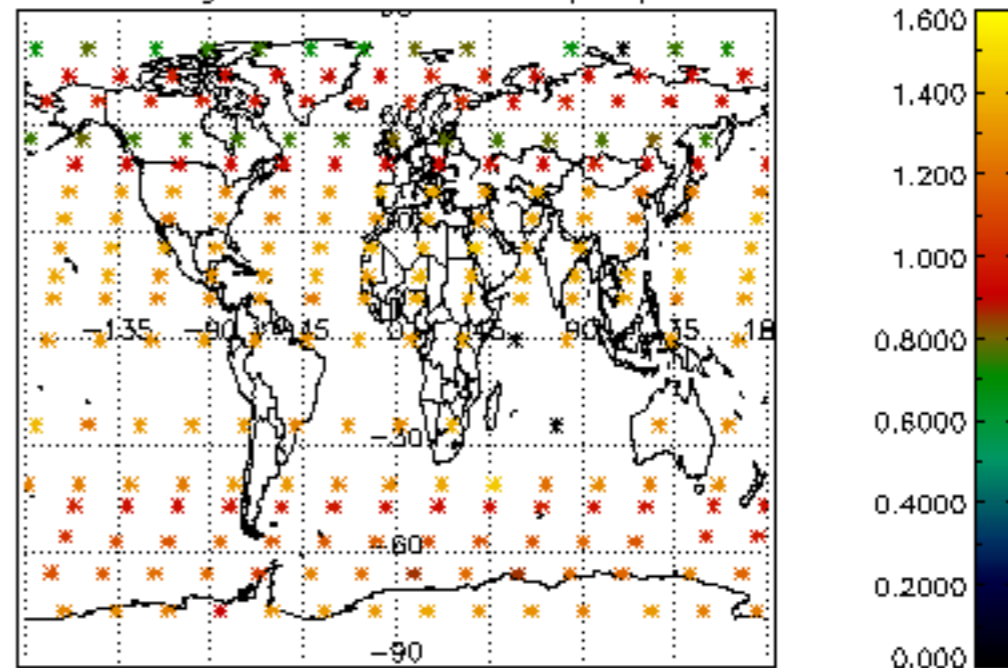
Percentage of saturation errors per profile



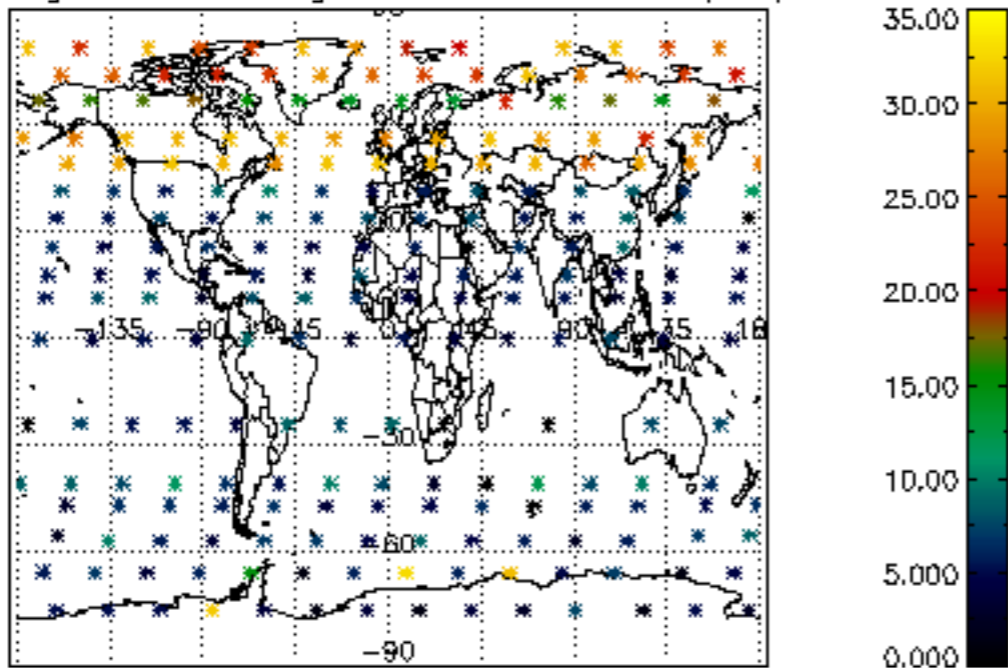
Percentage of cosmic ray hits per profile



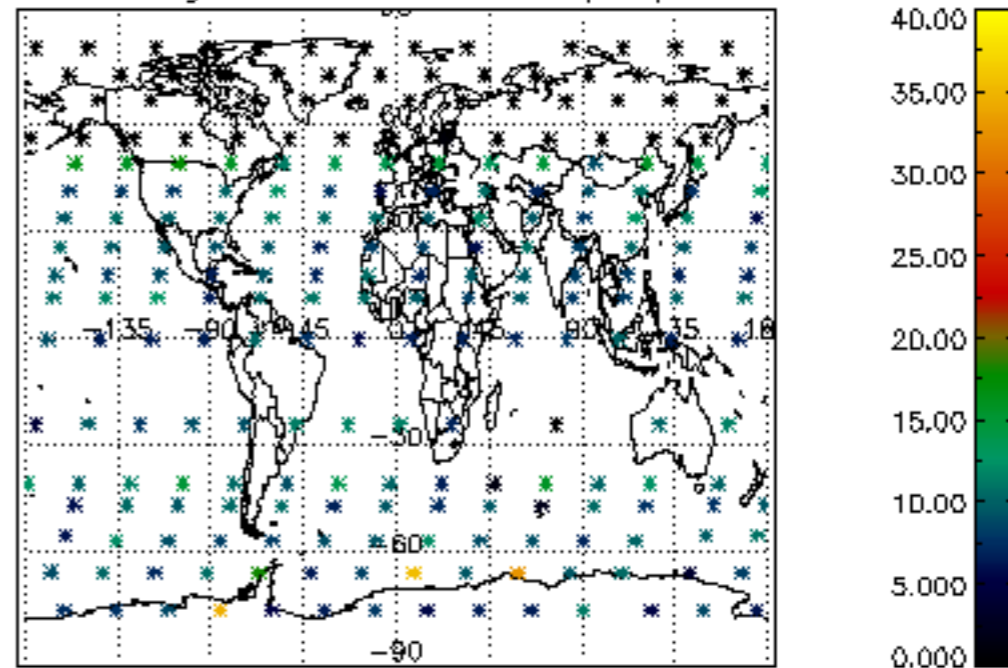
Percentage of datation errors per profile

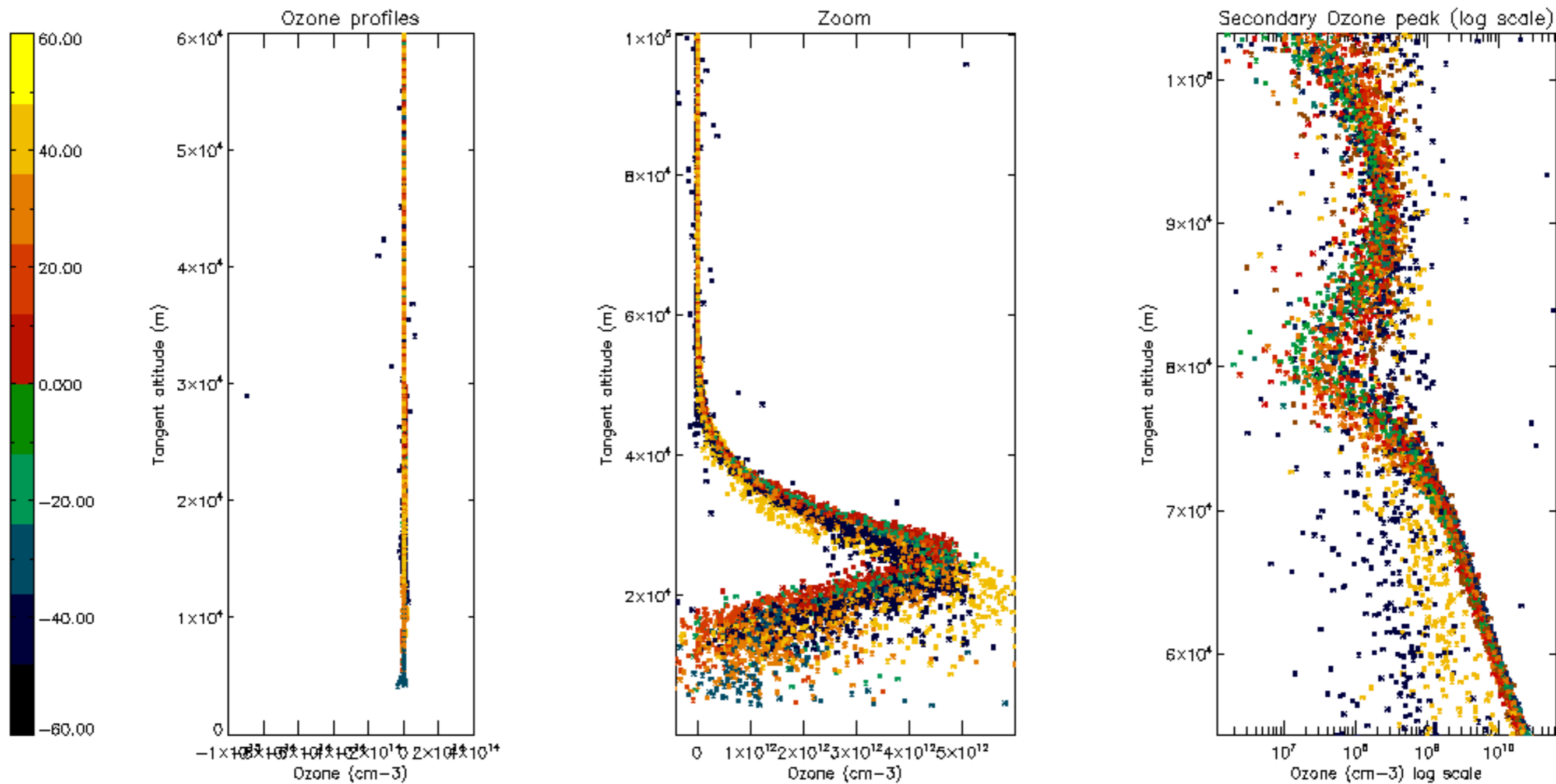


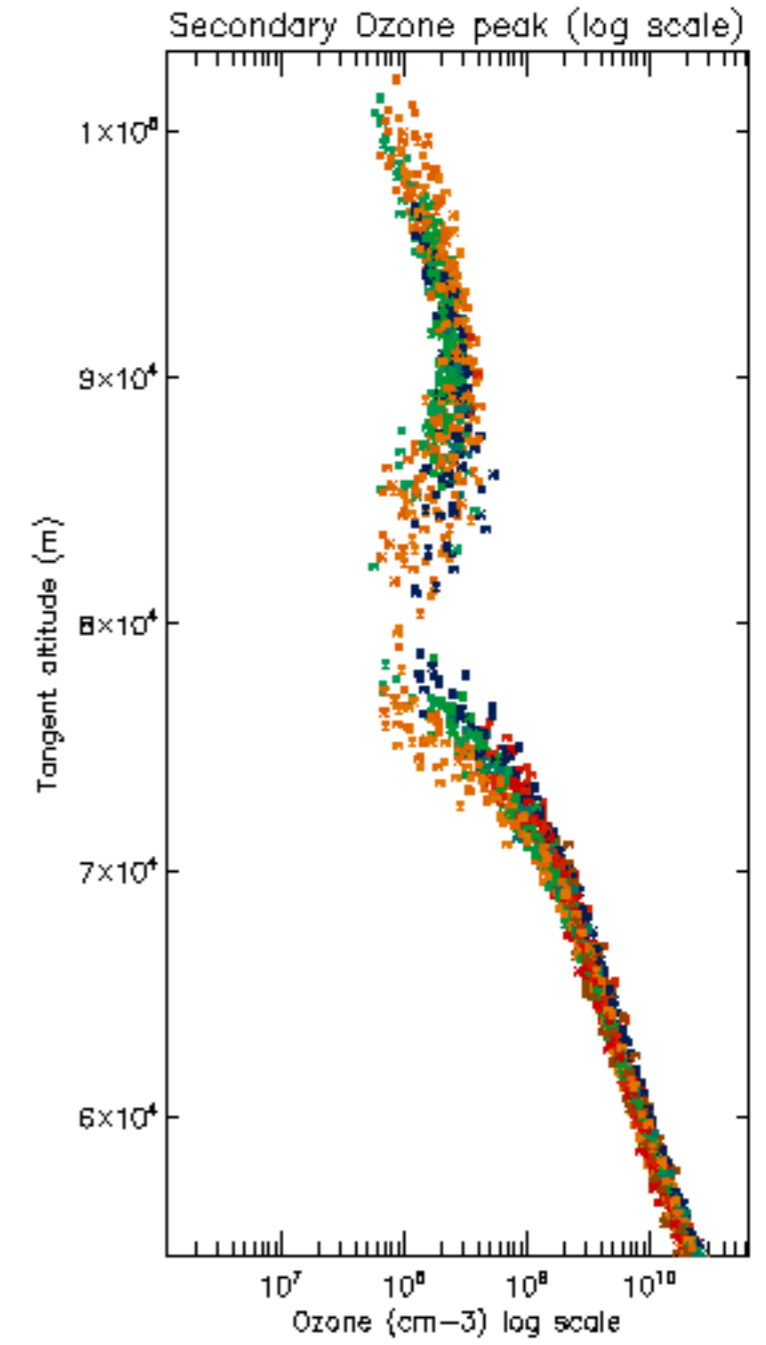
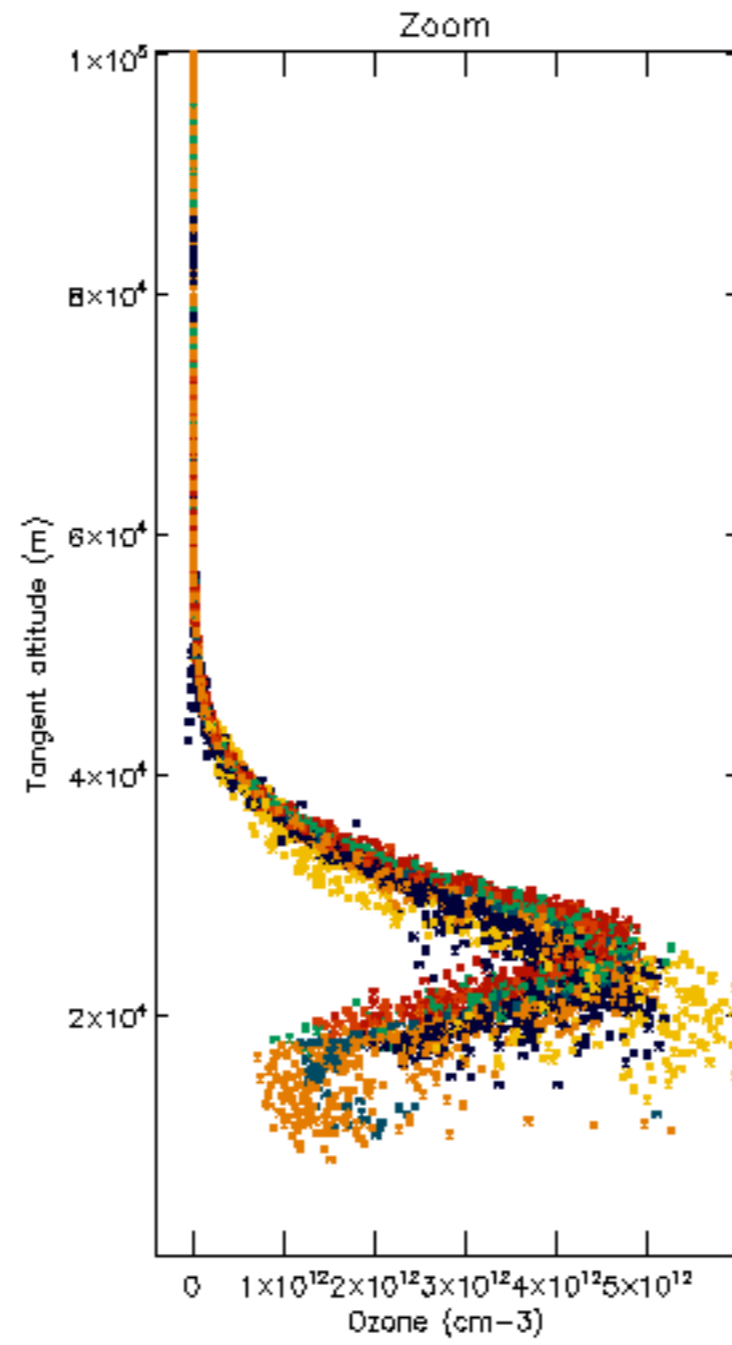
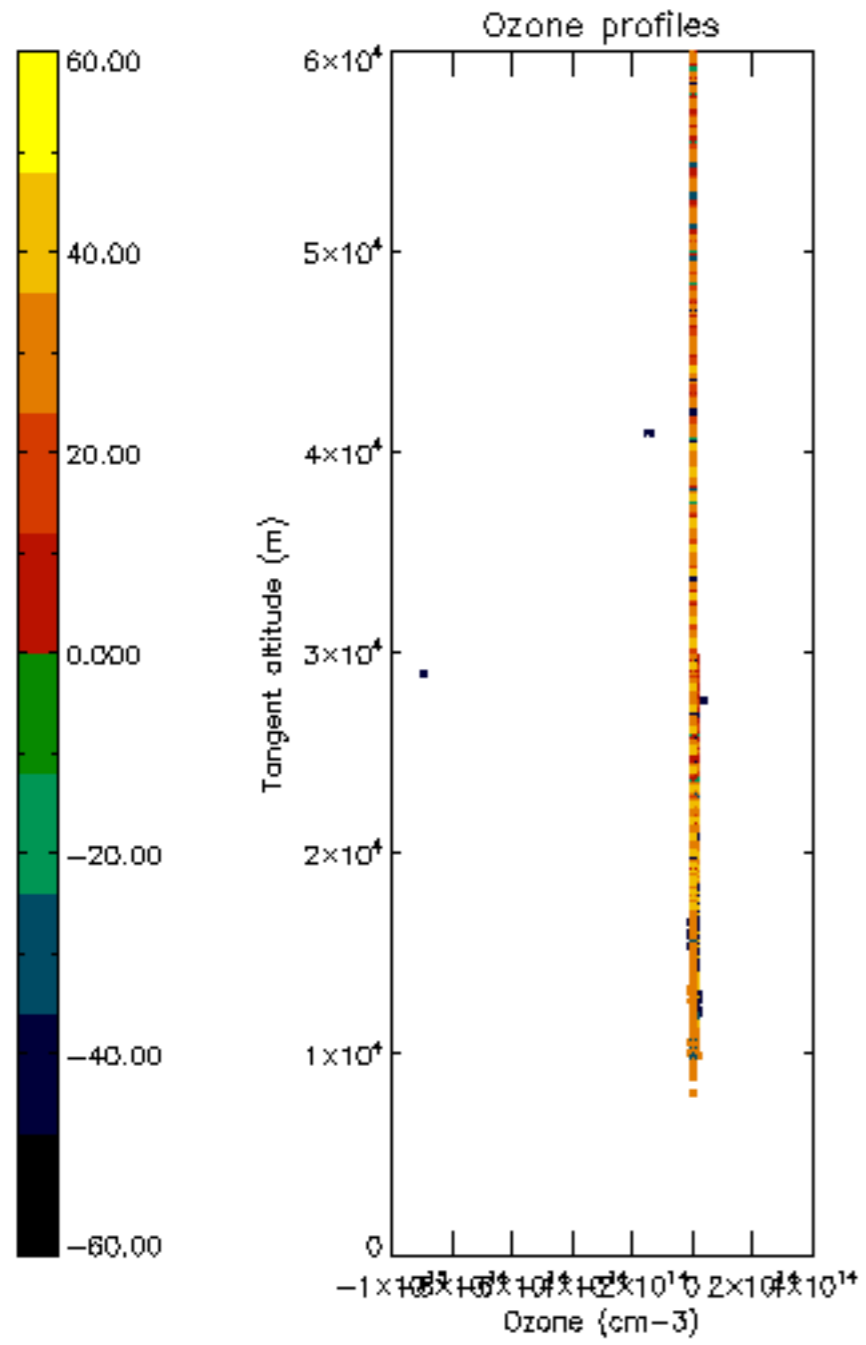
Percentage of star falling outside central band per profile

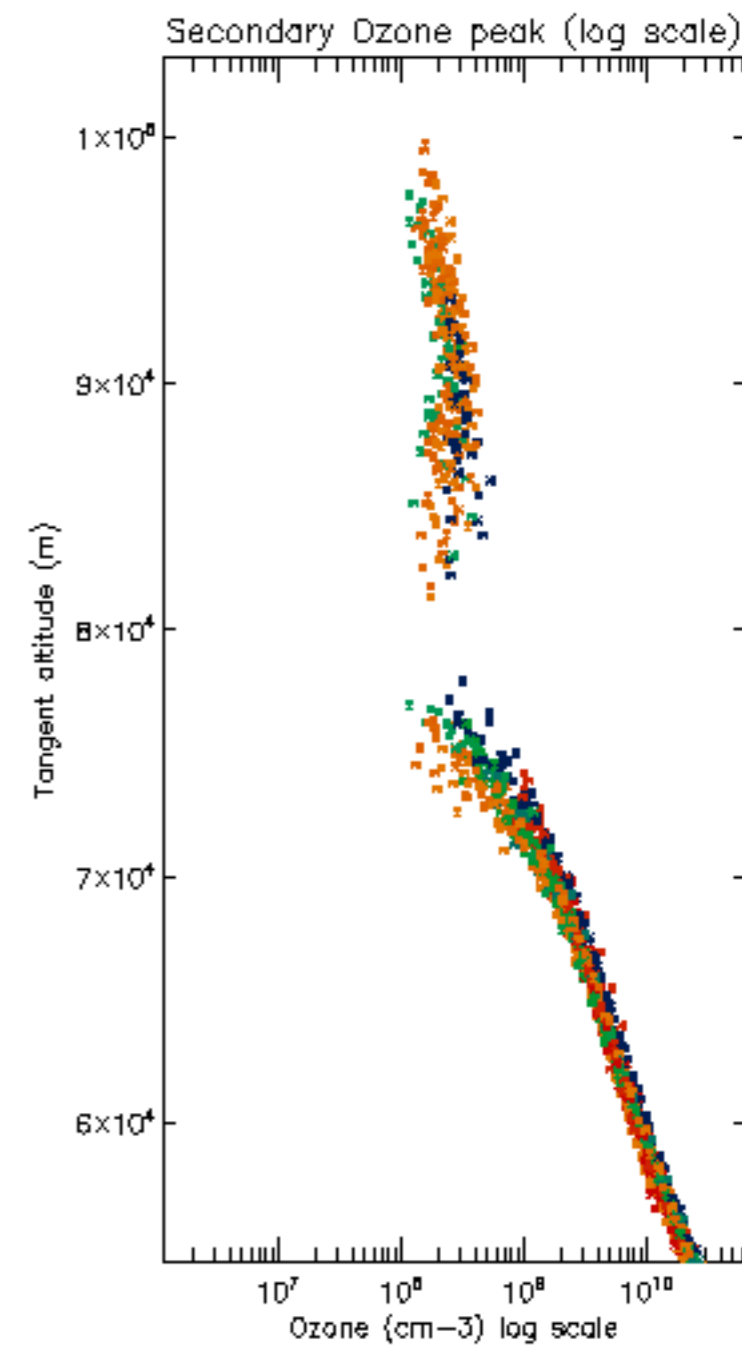
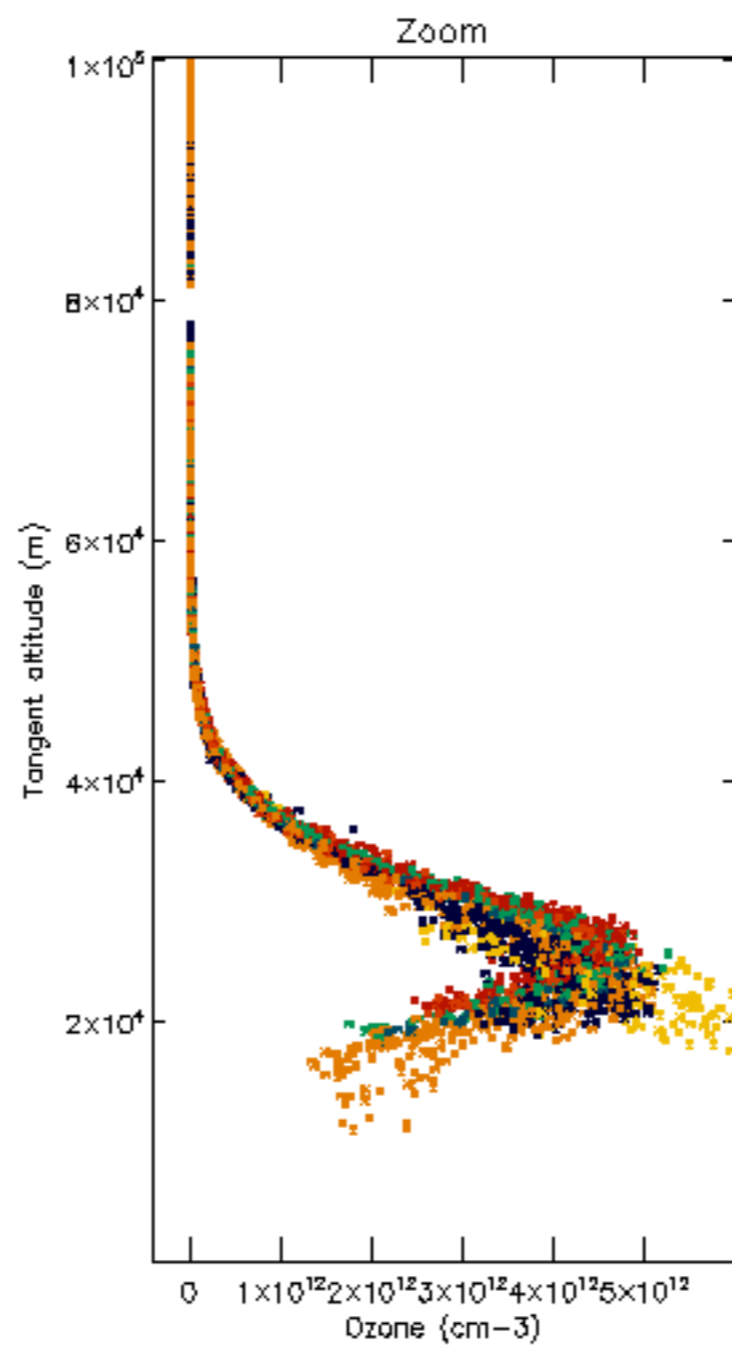
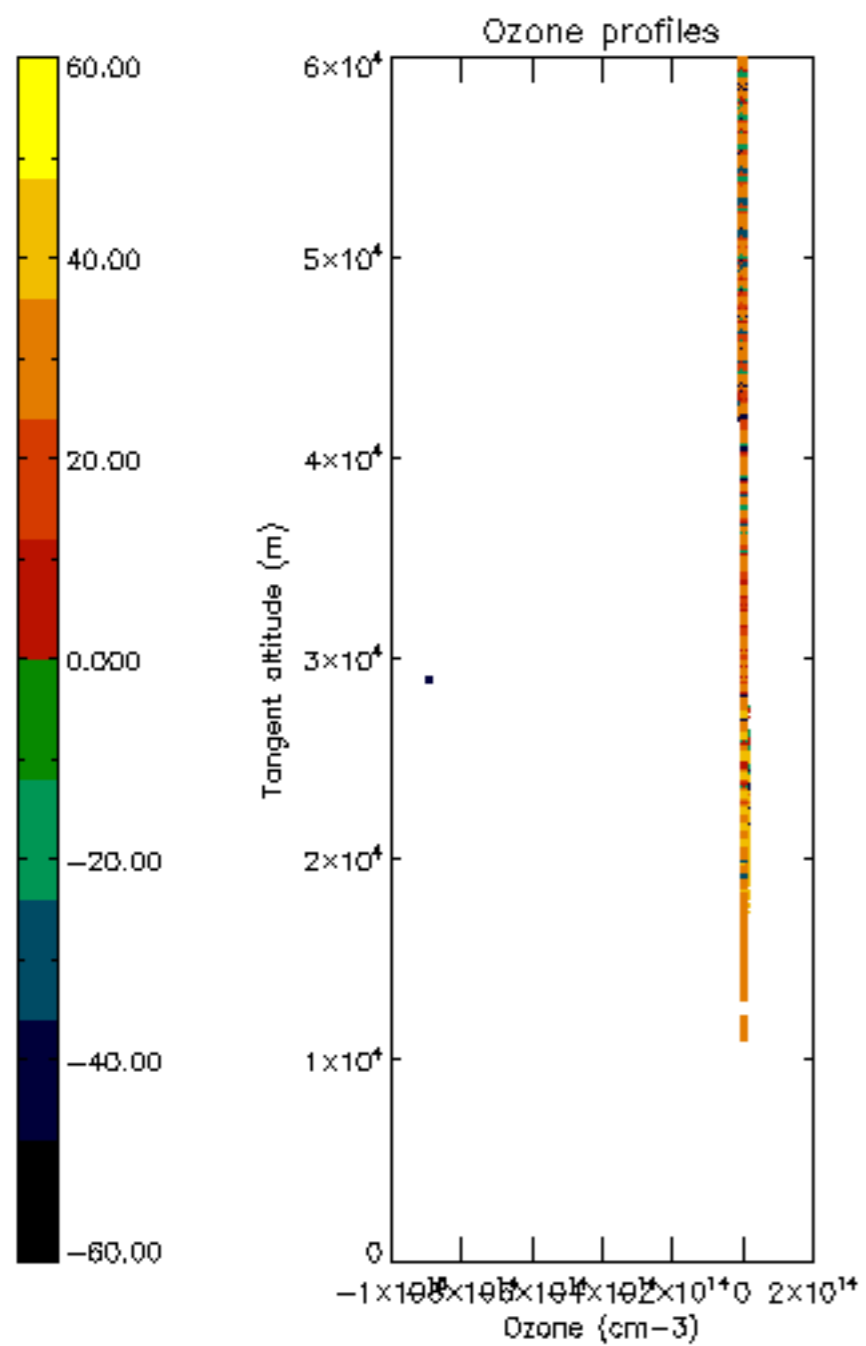


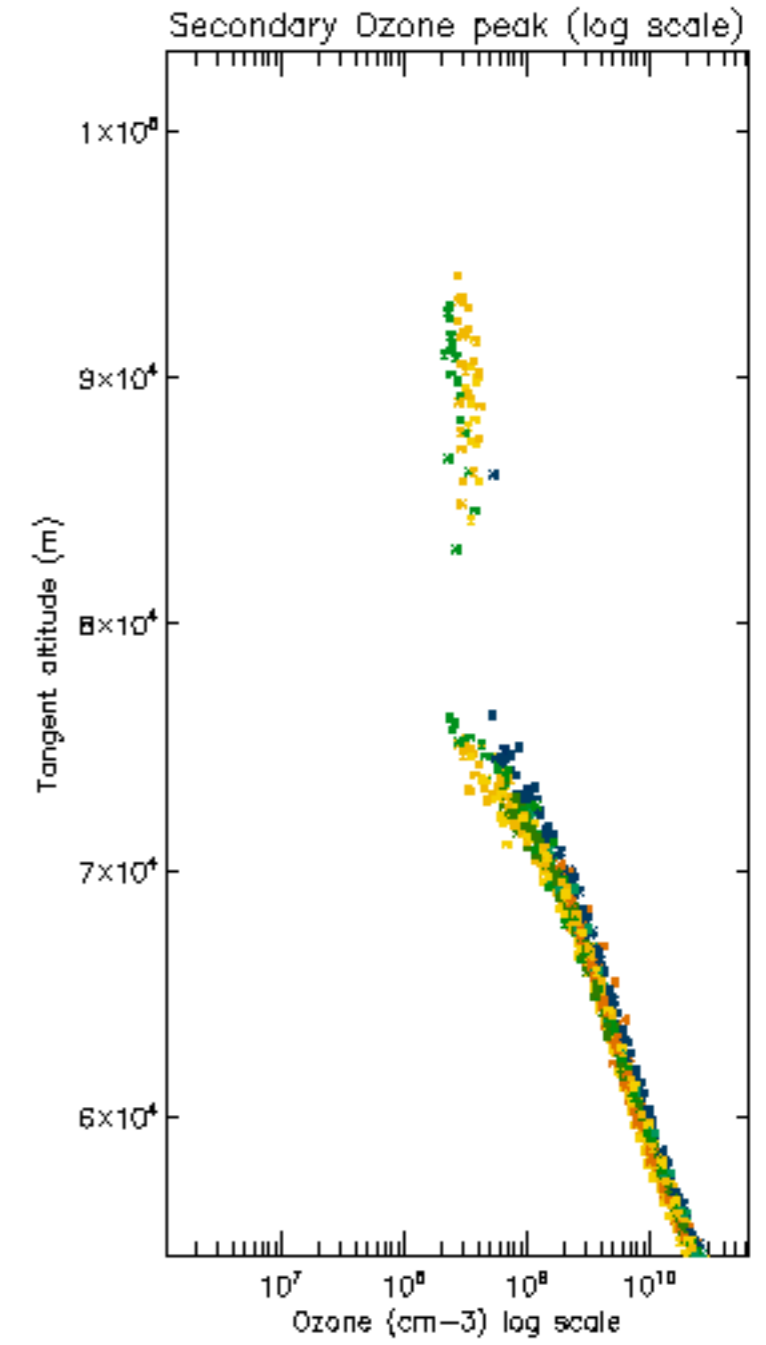
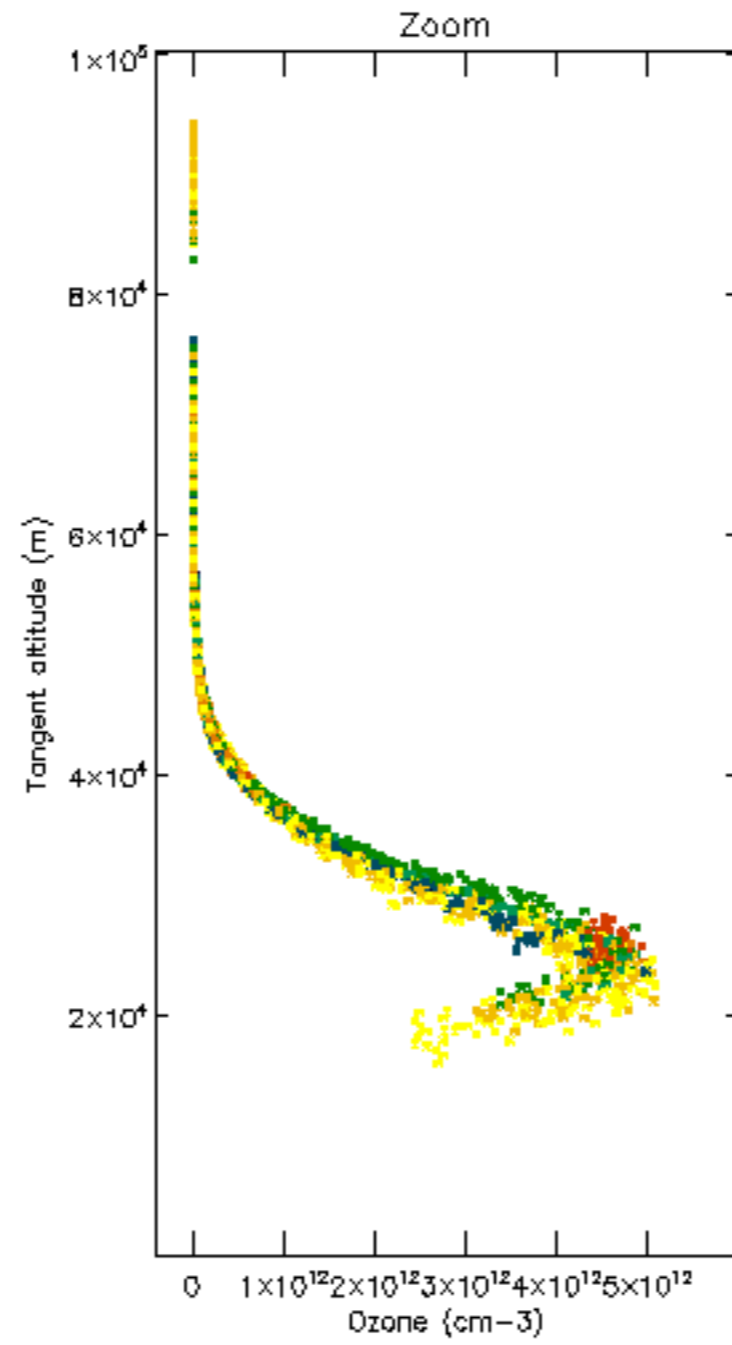
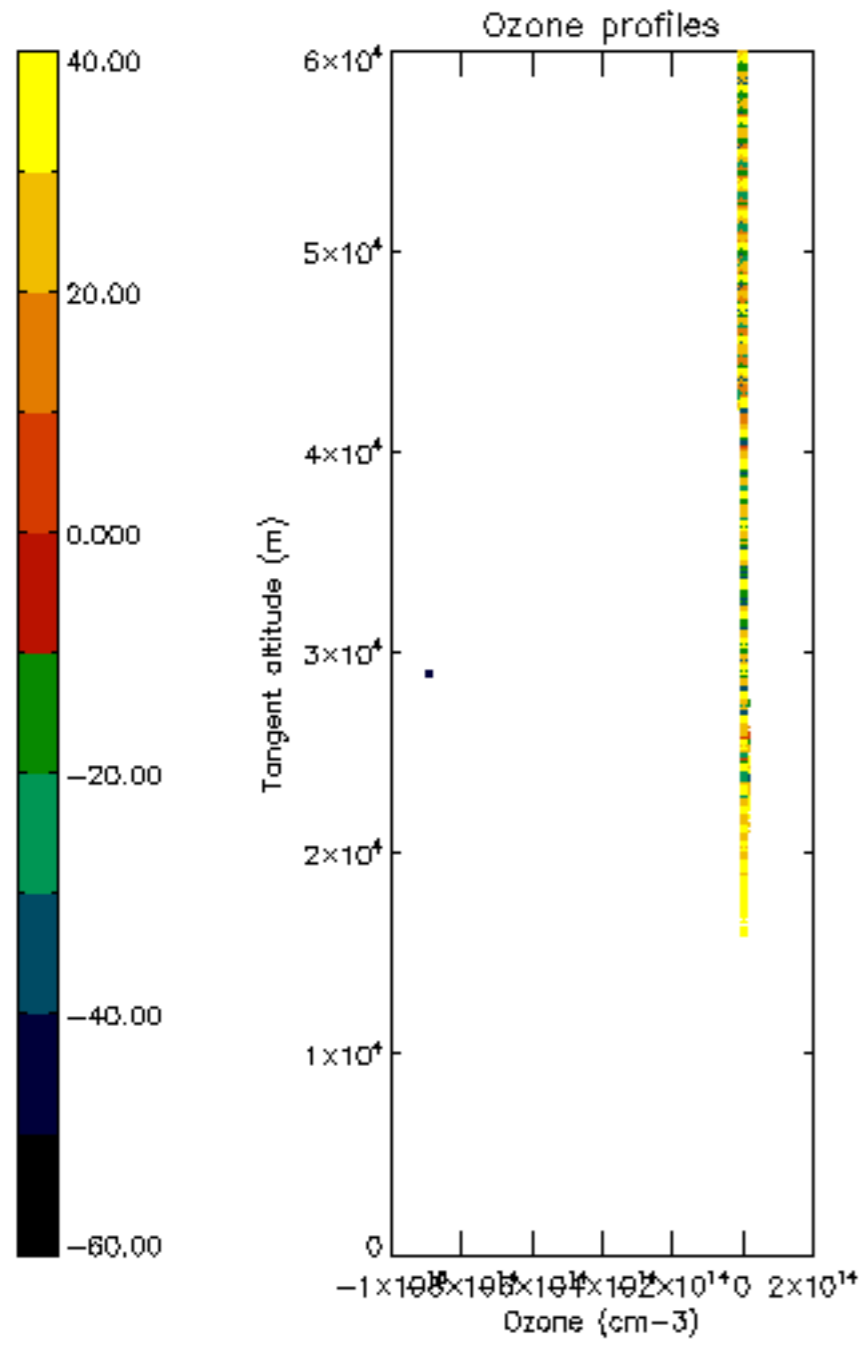
Percentage of saturation errors per profile

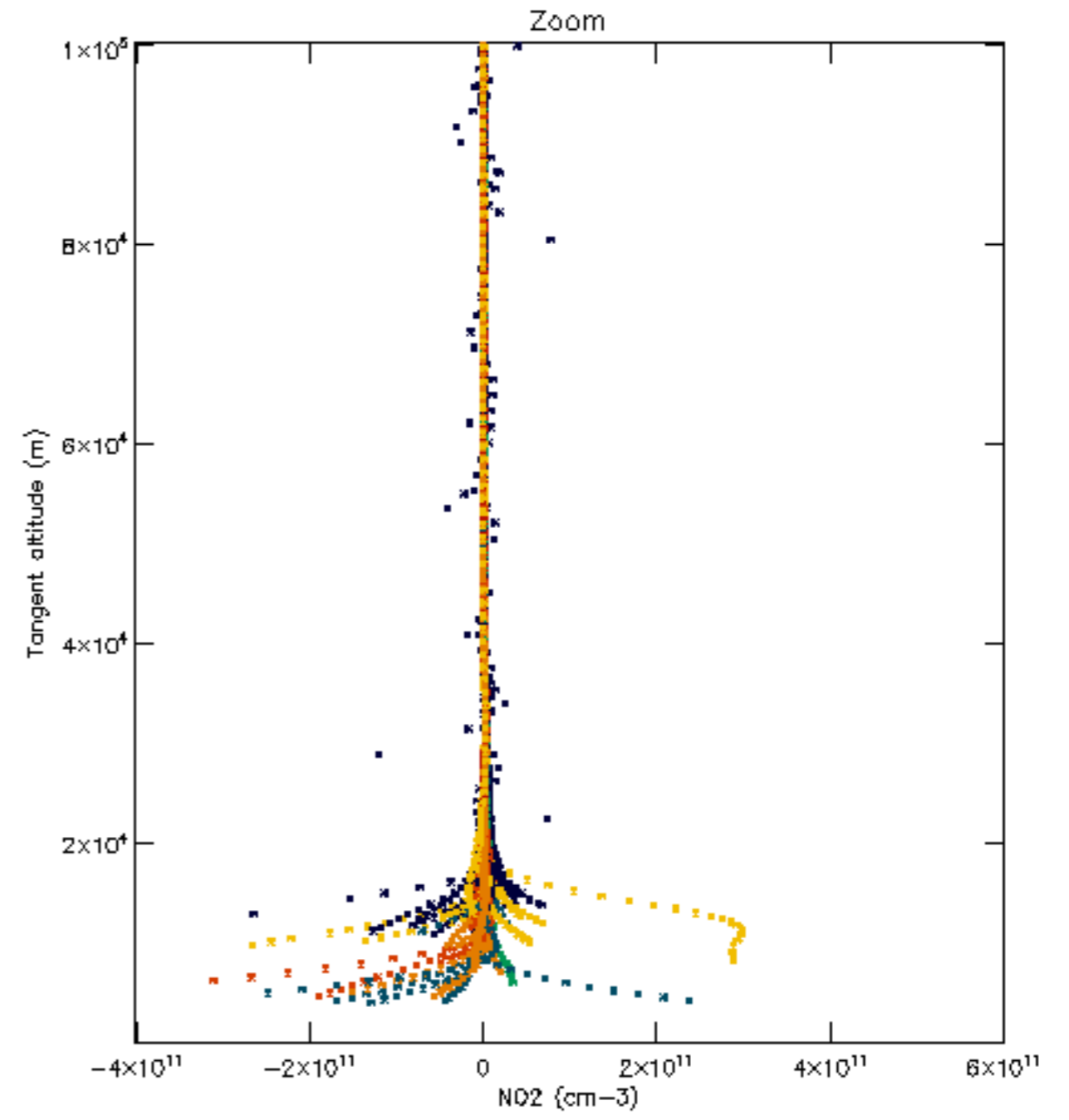
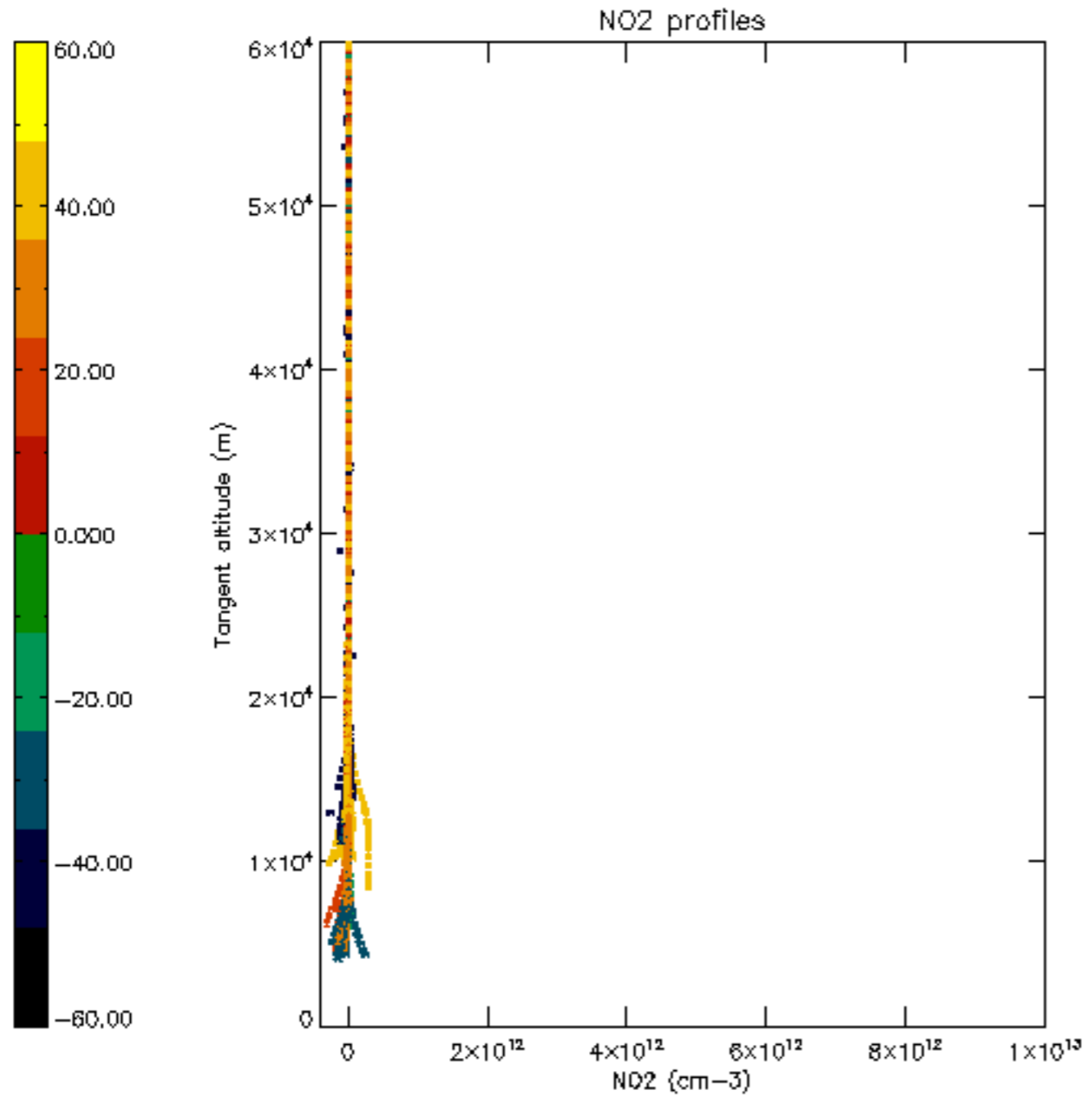


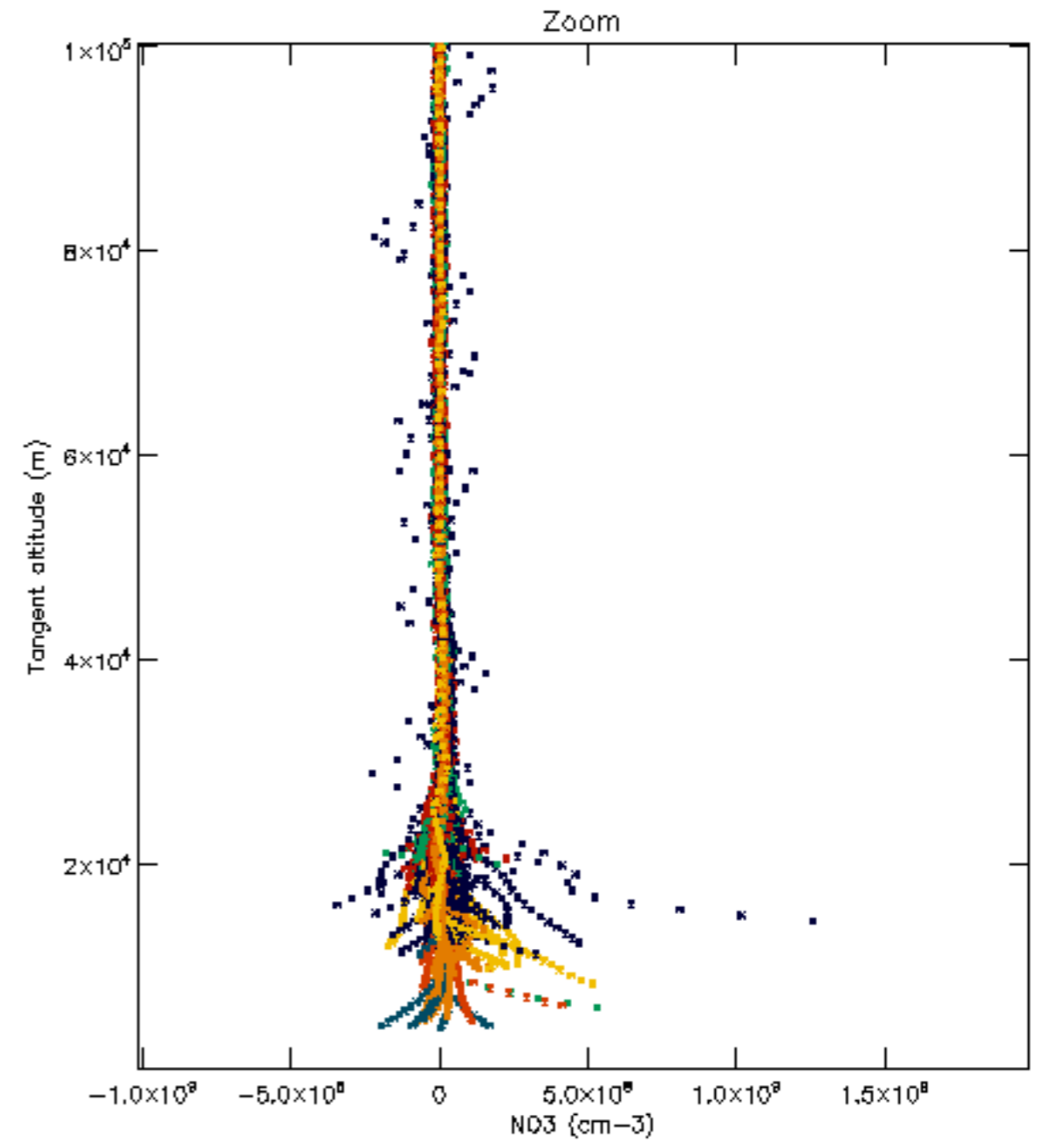
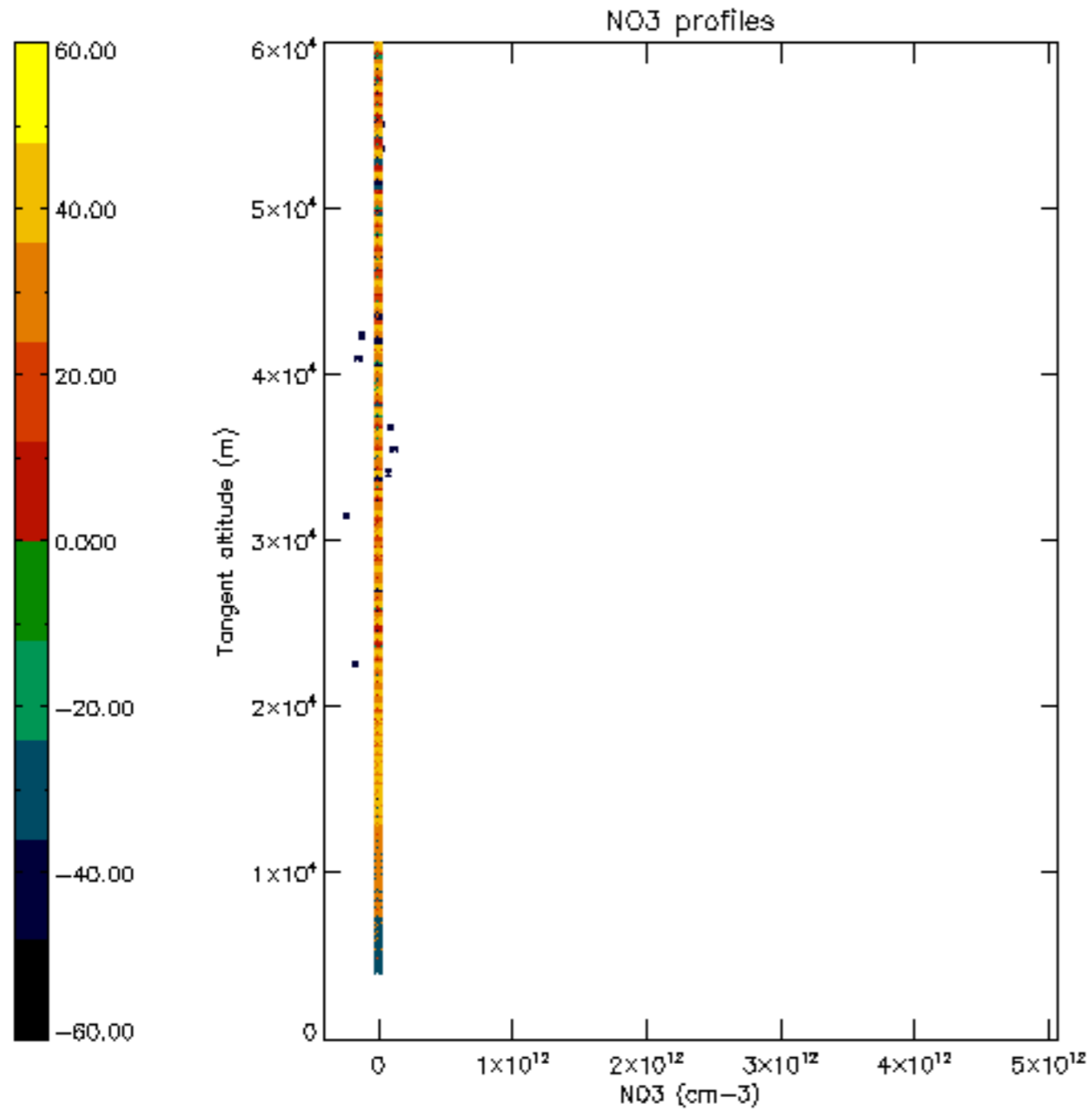


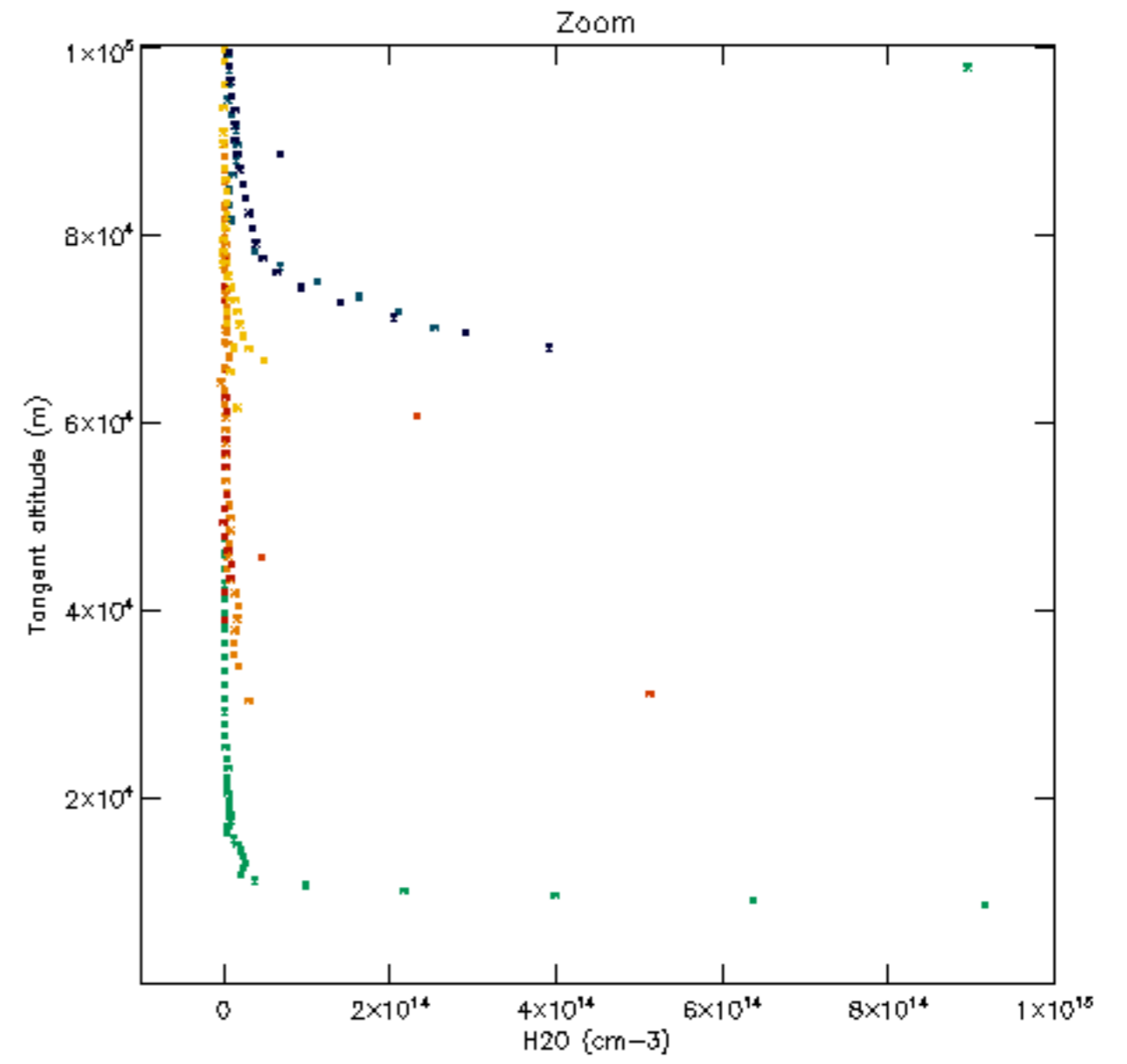
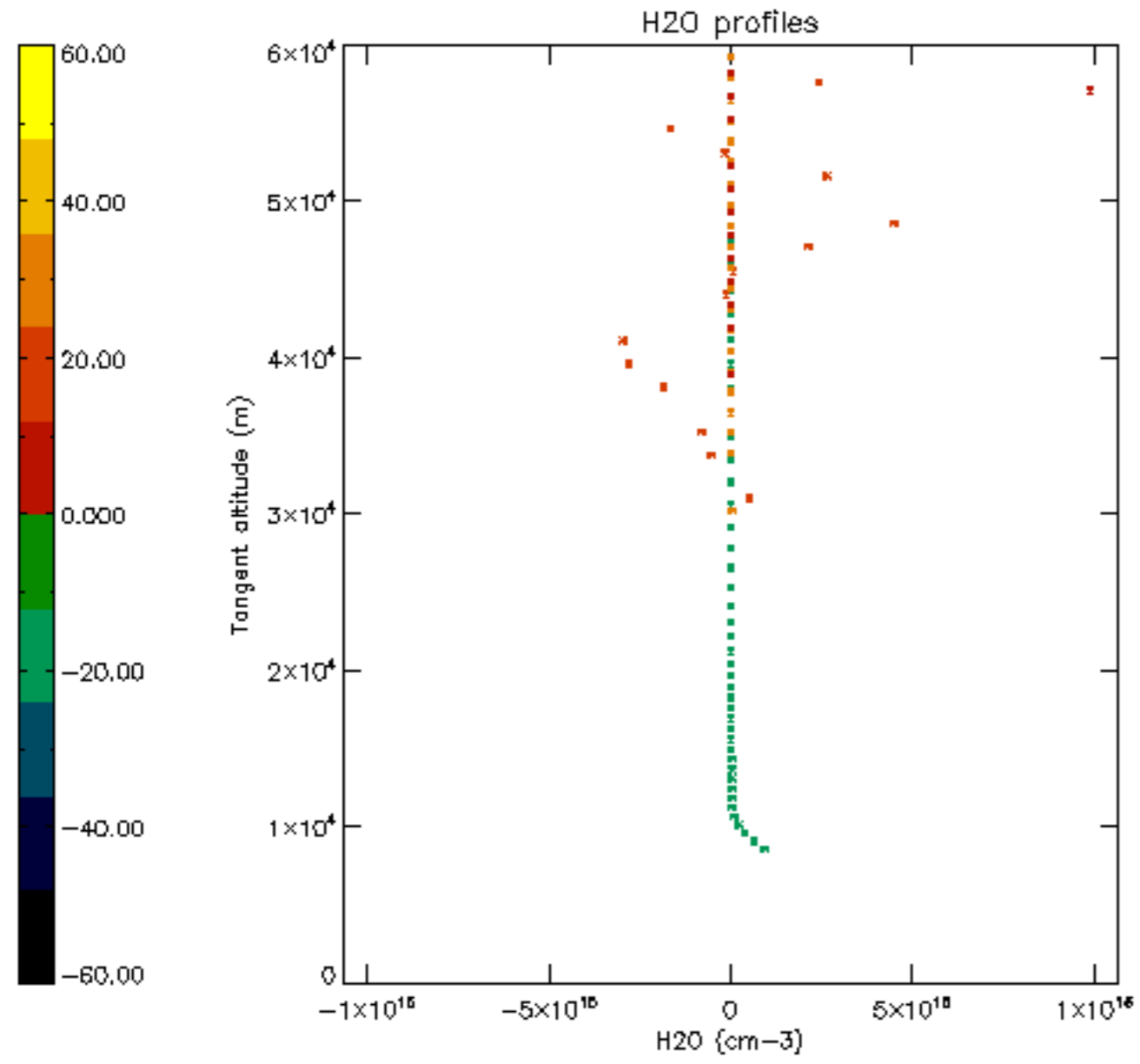


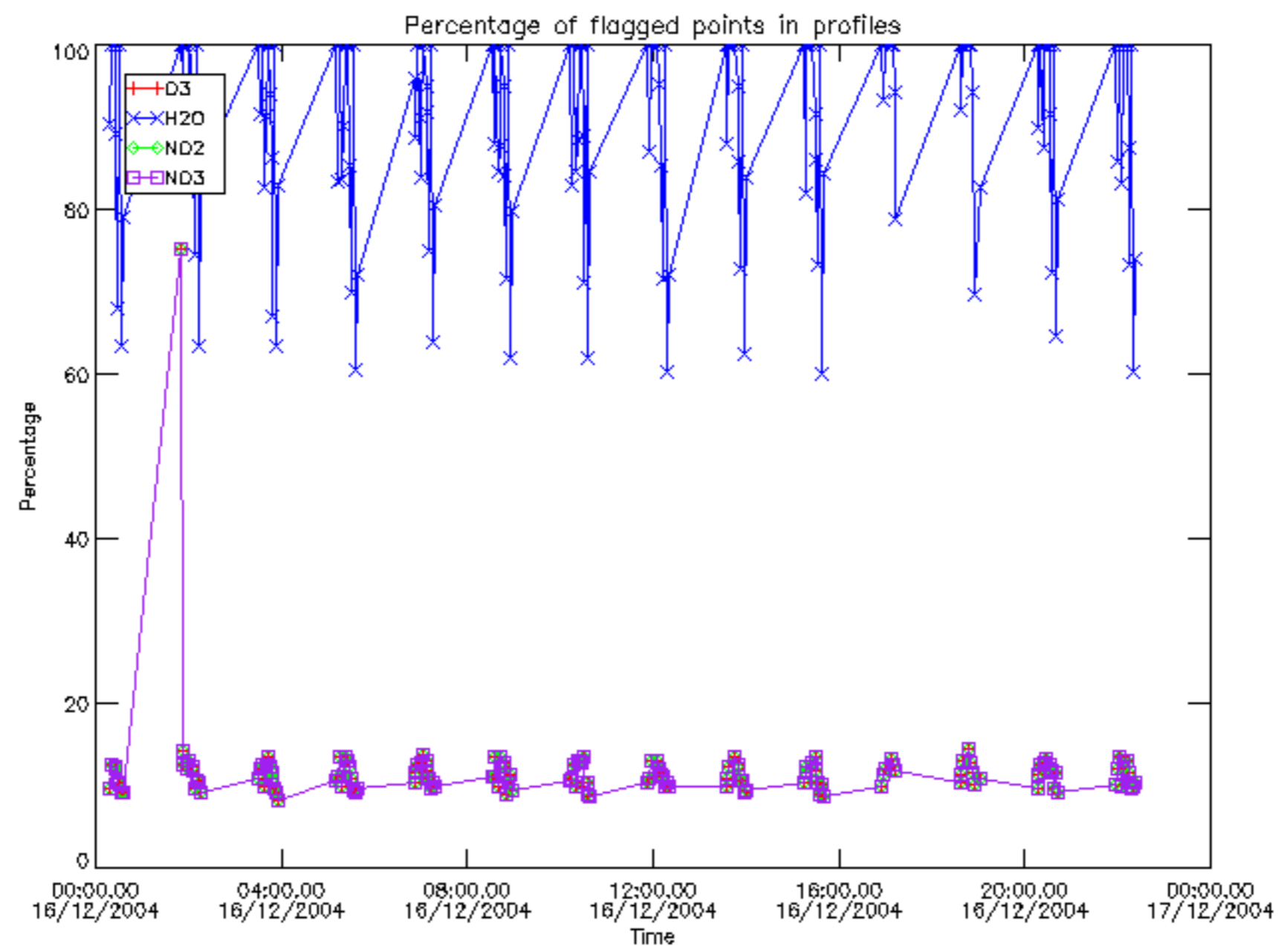




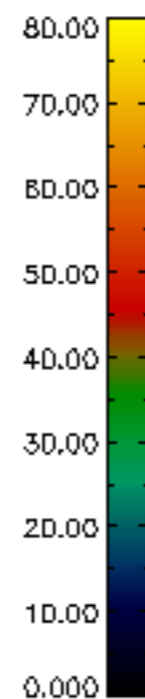
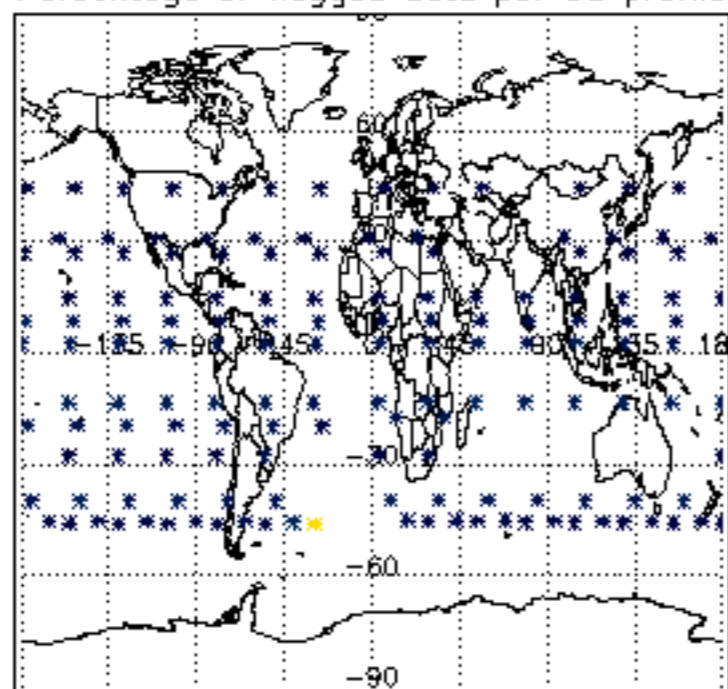




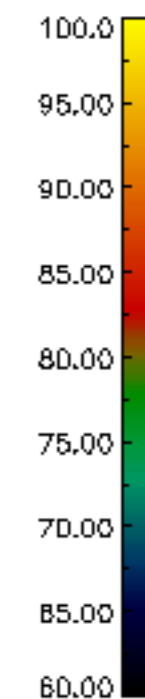
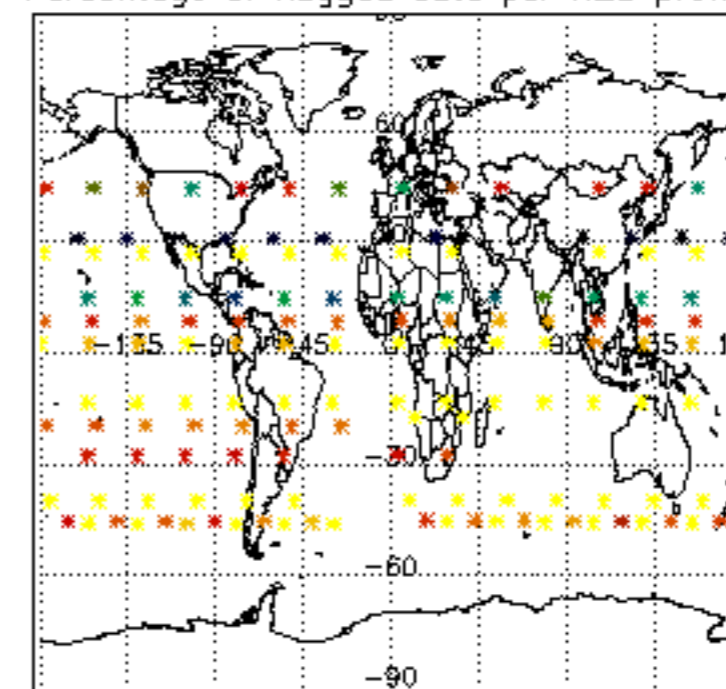




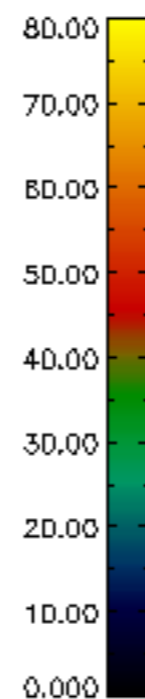
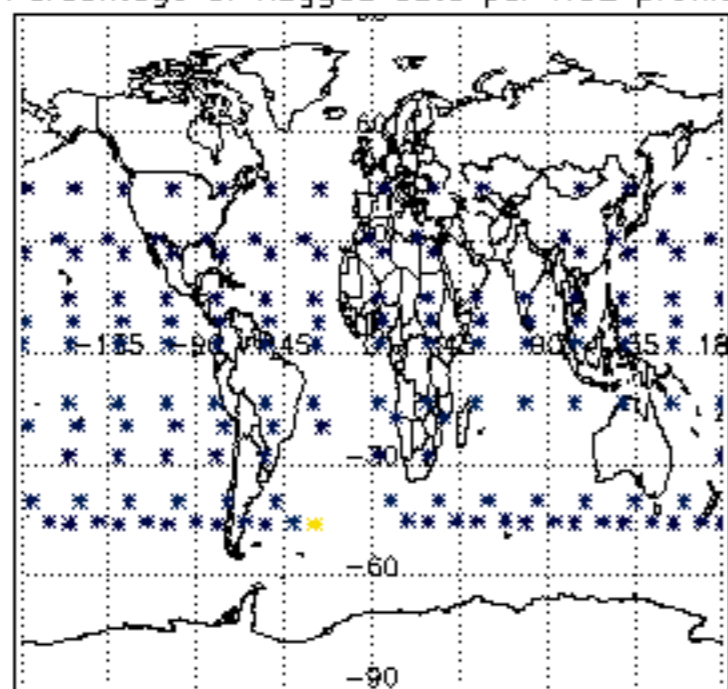
Percentage of flagged data per D3 profile



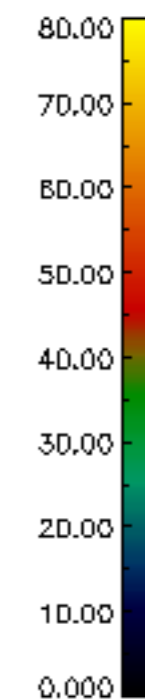
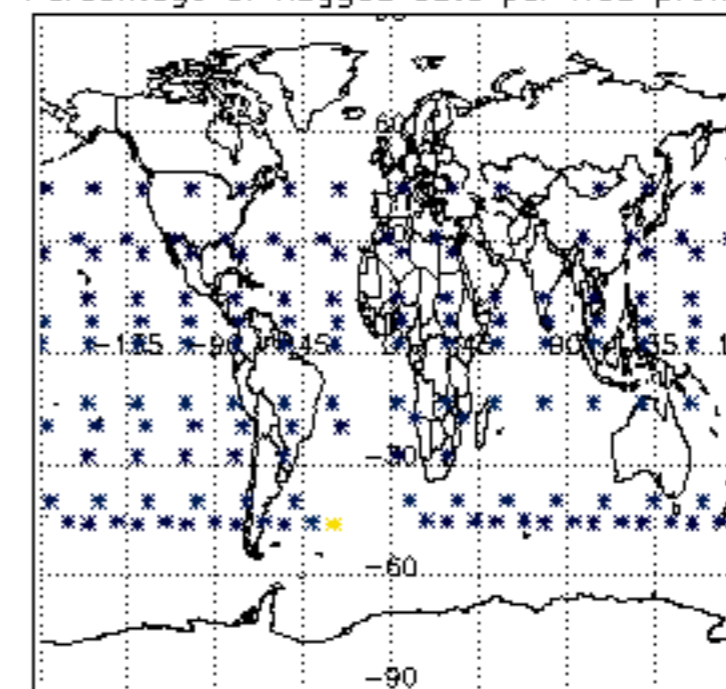
Percentage of flagged data per H2O profile

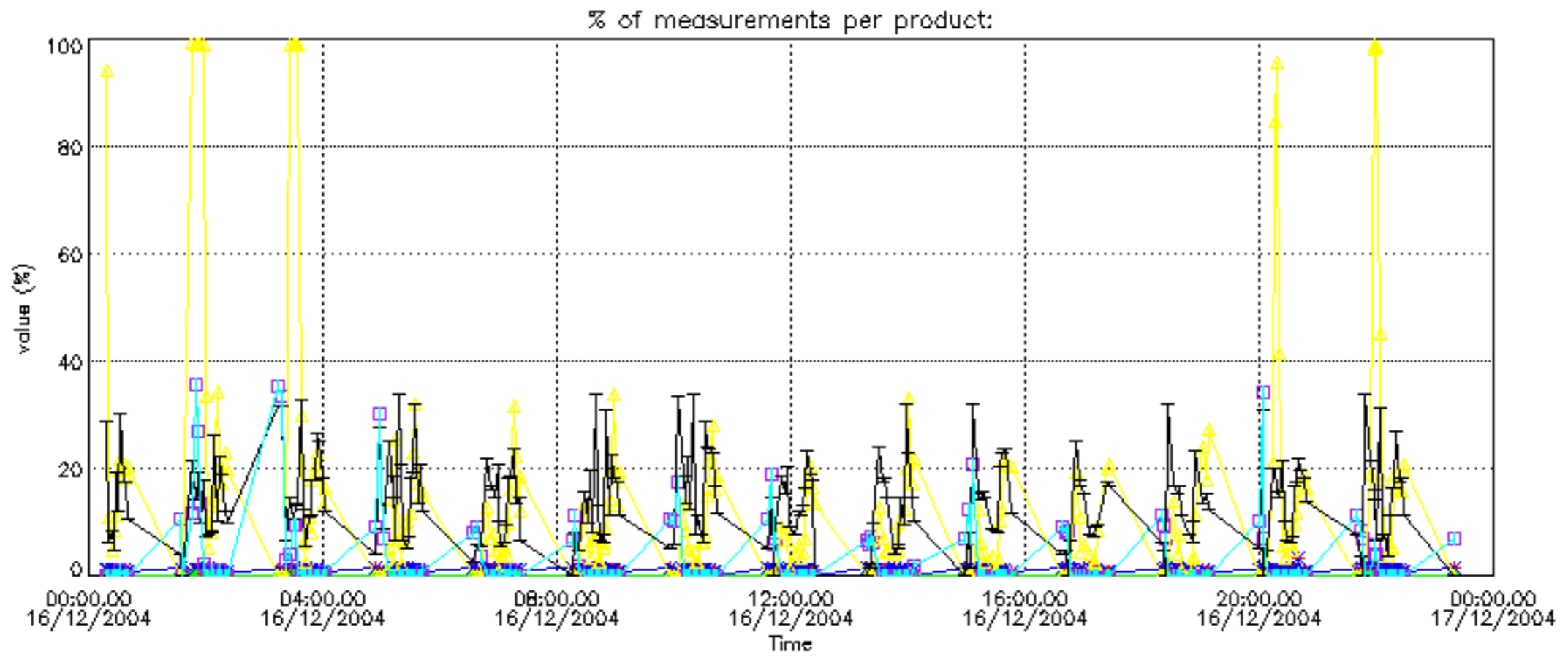


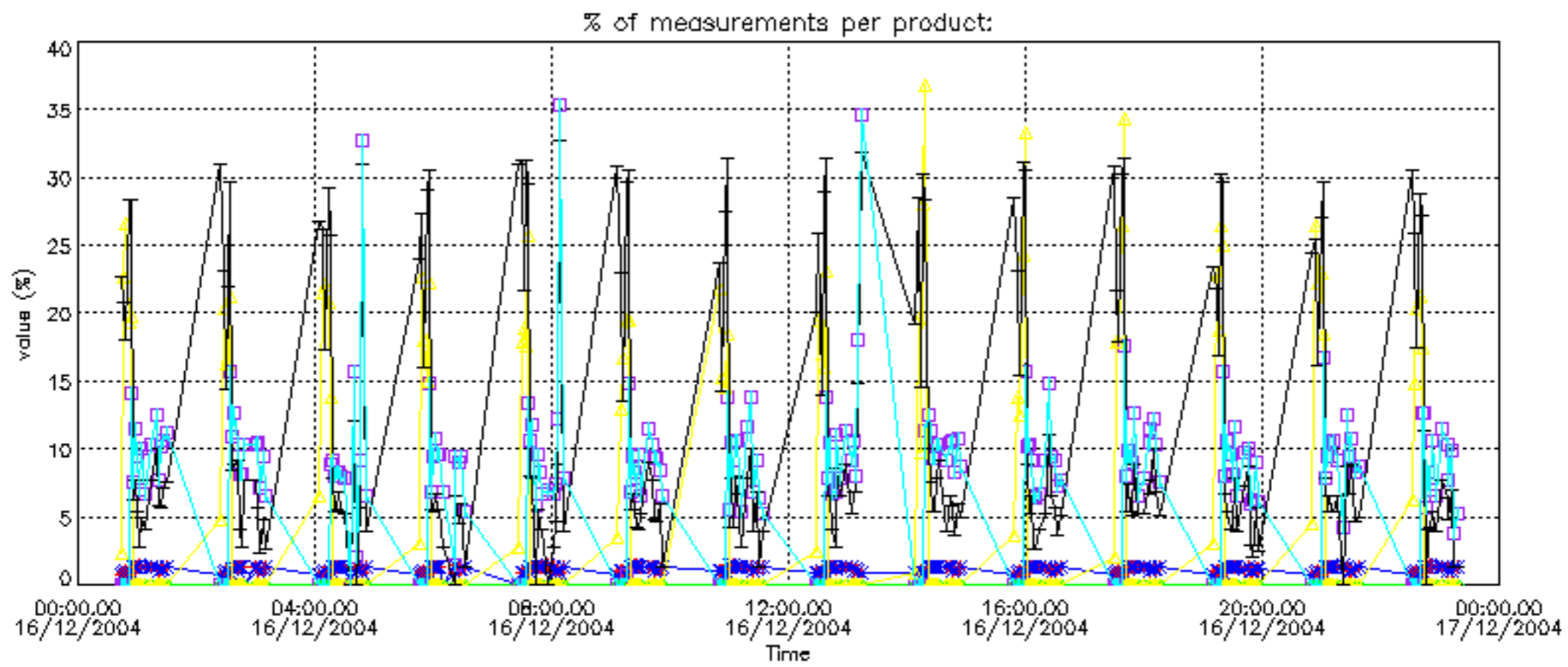
Percentage of flagged data per NO2 profile



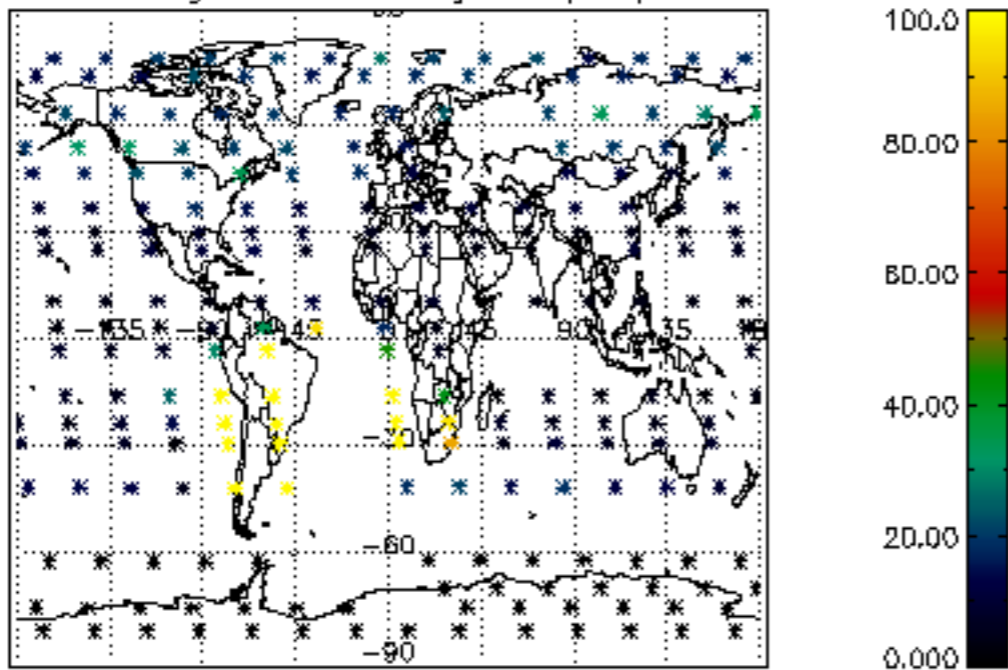
Percentage of flagged data per NO3 profile



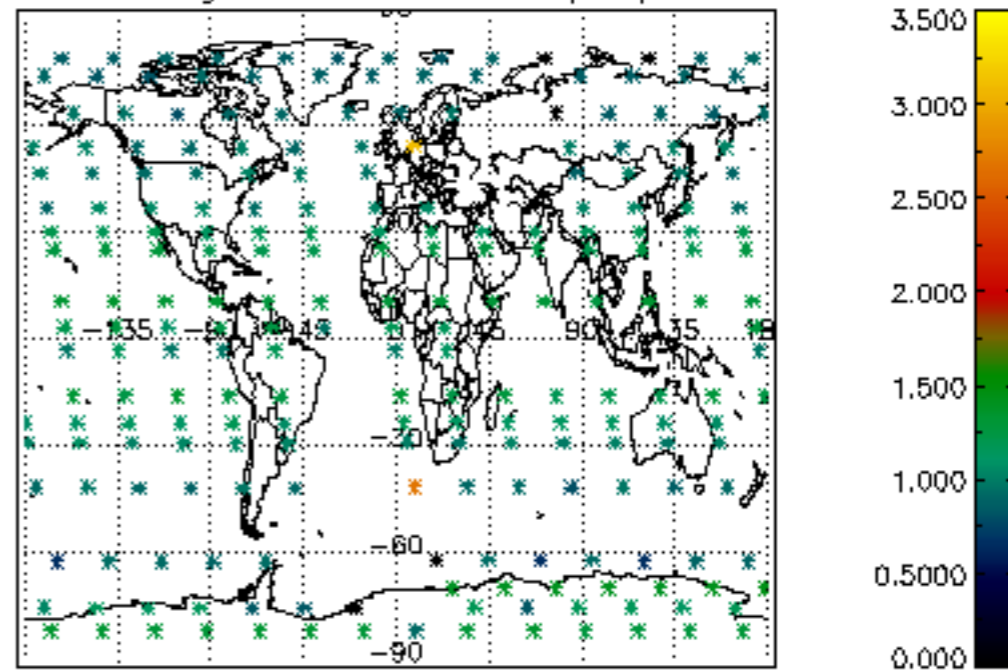




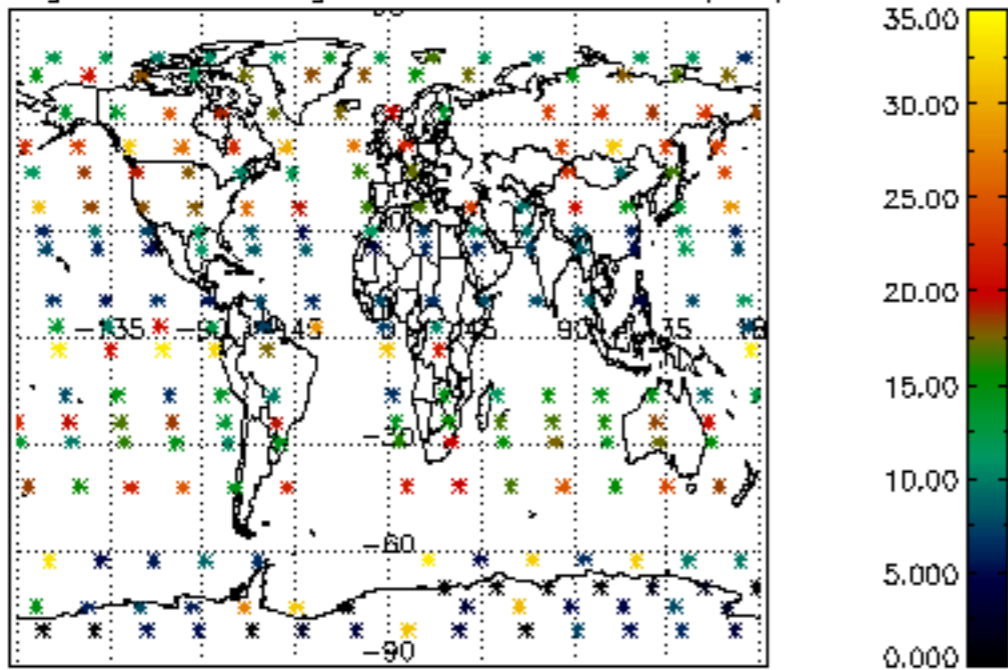
Percentage of cosmic ray hits per profile



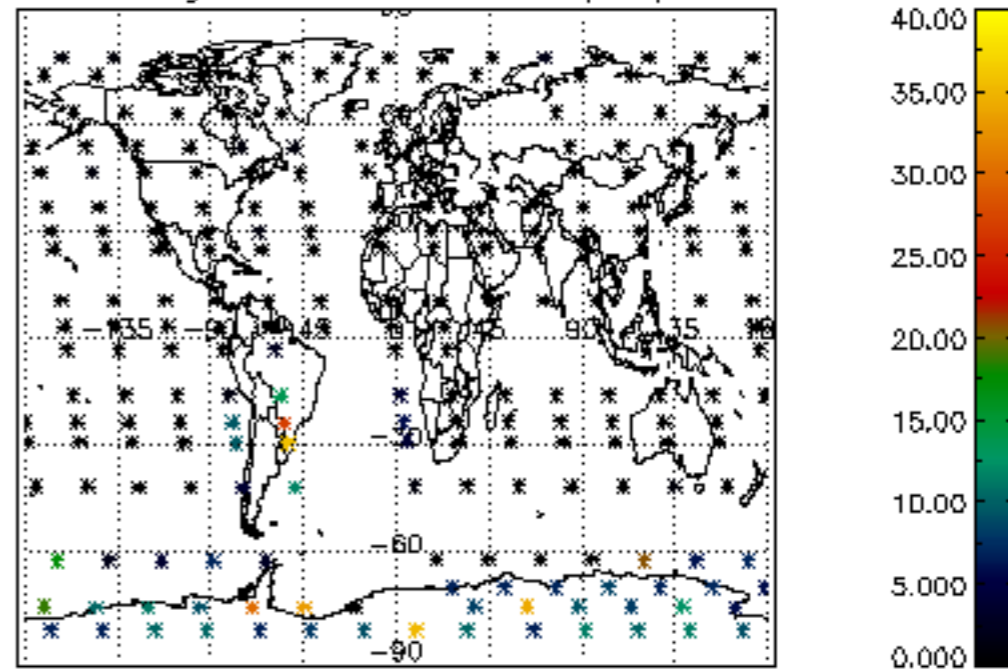
Percentage of datation errors per profile



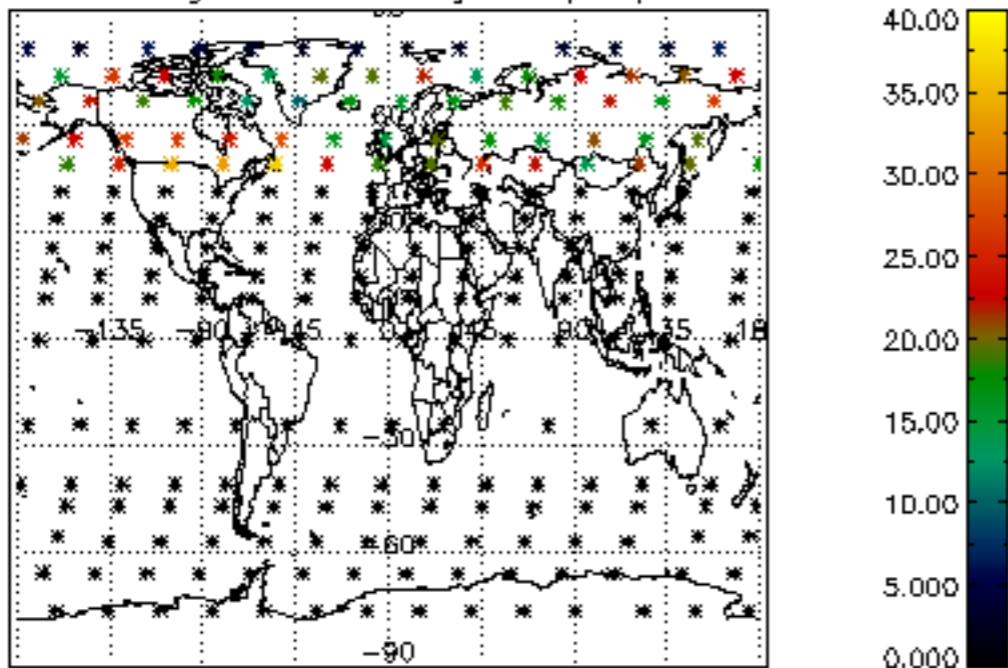
Percentage of star falling outside central band per profile



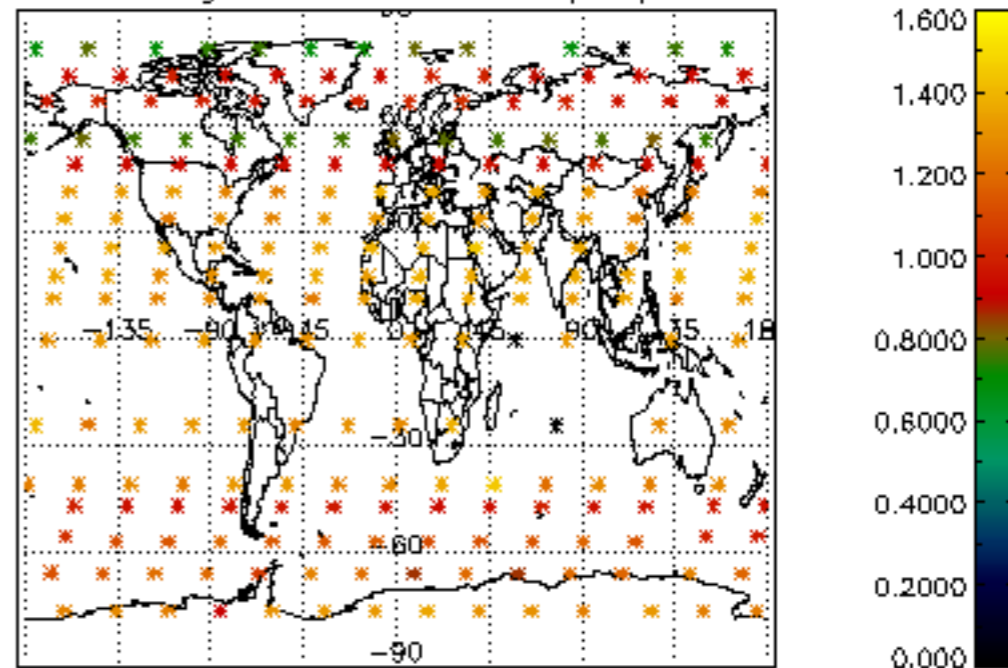
Percentage of saturation errors per profile



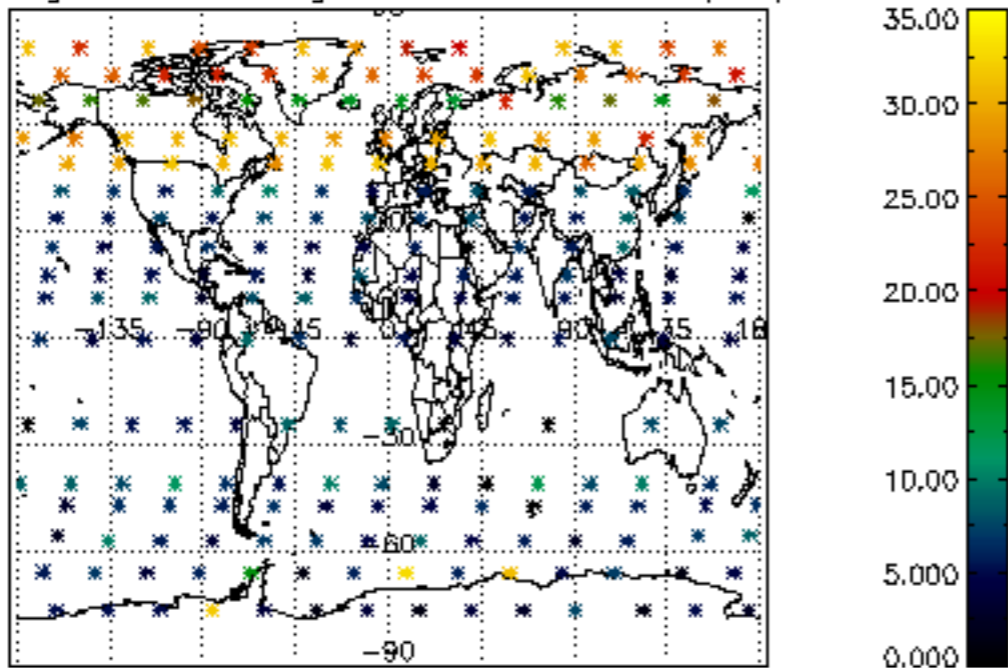
Percentage of cosmic ray hits per profile



Percentage of datation errors per profile



Percentage of star falling outside central band per profile



Percentage of saturation errors per profile

