

# GOMOS Level 2 Daily Report

## SUMMARY

### [1. General Info](#)

### [2. Summary of processed GOM\\_NL\\_2P products](#)

### [3. Level 2 Quality information per product](#)

#### [3.1 Plot of level 2 quality information per product \(time dependant\)](#)

#### [3.2 Plot of level 2 quality information per product \(world map\)](#)

### [4. Level 1 Quality information per product \(stored on level 2 products\)](#)

#### [4.1 Plot of level 1 quality information per product \(time dependant\)](#)

##### [4.1.1 Plot of level 1 quality information per product \(time dependant\): ASCENDING](#)

##### [4.1.2 Plot of level 1 quality information per product \(time dependant\): DESCENDING](#)

#### [4.2 Plot of level 1 quality information per product \(world map\)](#)

##### [4.2.1 Plot of level 1 quality information per product \(world map\): ASCENDING](#)

##### [4.2.2 Plot of level 1 quality information per product \(world map\): DESCENDING](#)

### [5. Ozone profiles based on quality statistics and other trace gas profiles](#)

#### [5.1 Ozone statistics based on quality of products](#)

#### [5.2 Plot ozone profiles for all STD \(dark without errors\)](#)

#### [5.3 Plot ozone profiles where STD < 20% \(dark without errors\)](#)

#### [5.4. Plot ozone profiles where STD < 10% \(dark without errors\)](#)

#### [5.5. Plot ozone profiles where STD < 5% \(dark without errors\)](#)

#### [5.6 Plot NO2 profiles for all STD \(dark without errors\)](#)

#### [5.7 Plot NO3 profiles for all STD \(dark without errors\)](#)

#### [5.8 Plot H2O profiles \(only for occultations of stars 1,2,3,4,13,14,16,26,63 dark without errors\) for all STD](#)

### [6. Auxiliary Data Files used for the production reported in section 2](#)

This report presents the daily analysis on parameters extracted from GOMOS level 2 data (GOM\_NL\_\_2P).  
It is intended to monitor some important parameters that will impact the quality of these products.  
A list of level 2 products (and content) that have arrived during the reporting day to the PCF is also given.

Item	Value
Time of report generation	22APR2013 10:10:02
Data source version	GOMOS/6.01
Start time of products	15-12-2004 (15DEC2004 00:00:00)
Stop time of products	16-12-2004 (16DEC2004 00:00:00)
Store outputs in DB	Yes
Nb of level 2 prods	447
Nb of prods with errors	1

## 2. Summary of processed GOM\_NL\_\_2P products.

Nr	Filename	UTC Start time	Limb	Duration	Star Id	Star Name	Star Mag	Star Temp	Nb Meas	Orbit	Prod. error
1	GOM_NL__2PRFIN20041215_000536_000000362033_00016_14599_8564.N1	15-DEC-2004 00:05:36	Bright	36.000	49	1Alp UMi	1.9900	6300.0	72	14599	No
2	GOM_NL__2PRFIN20041215_001020_000000392033_00016_14599_8565.N1	15-DEC-2004 00:10:20	Bright	38.500	60	7Bet UMi	2.0810	3950.0	77	14599	No
3	GOM_NL__2PRFIN20041215_001215_000000522033_00016_14599_8566.N1	15-DEC-2004 00:12:15	Bright	51.500	82	48Bet UMa	2.3650	10600.	103	14599	No
4	GOM_NL__2PRFIN20041215_001459_000000452033_00016_14599_8567.N1	15-DEC-2004 00:14:59	Bright	44.500	32	77Eps UMa	1.7630	11000.	89	14599	No
5	GOM_NL__2PRFIN20041215_001732_000000402033_00016_14599_8568.N1	15-DEC-2004 00:17:32	Bright	40.000	39	85Eta UMa	1.8540	24000.	80	14599	No
6	GOM_NL__2PRFIN20041215_002052_000000542033_00016_14599_8569.N1	15-DEC-2004 00:20:52	Bright	54.000	180	27Gam Boo	3.0400	8000.0	108	14599	No
7	GOM_NL__2PRFIN20041215_002404_000000542033_00016_14599_8570.N1	15-DEC-2004 00:24:04	Bright	53.500	83		2.3780	11000.	107	14599	No
8	GOM_NL__2PRFIN20041215_002721_000000422033_00016_14599_8571.N1	15-DEC-2004 00:27:21	Bright	42.000	111	8Eta Boo	2.6800	6000.0	84	14599	No
9	GOM_NL__2PRFIN20041215_003713_000000572033_00016_14599_8572.N1	15-DEC-2004 00:37:13	Dark	57.000	15	67Alp Vir	0.97600	28000.	114	14599	Yes
10	GOM_NL__2PRFIN20041215_004043_000000462033_00016_14599_8573.N1	15-DEC-2004 00:40:43	Dark	45.500	169	46Gam Hya	2.9910	4700.0	91	14599	No
11	GOM_NL__2PRFIN20041215_004225_000000472033_00016_14599_8574.N1	15-DEC-2004 00:42:25	Dark	47.000	54	5The Cen	2.0550	4500.0	94	14599	No
12	GOM_NL__2PRFIN20041215_004813_000000492033_00016_14599_8575.N1	15-DEC-2004 00:48:13	Dark	48.500	4	Alp1Cen	-0.010000	5800.0	97	14599	No
13	GOM_NL__2PRFIN20041215_004957_000000482033_00017_14600_8542.N1	15-DEC-2004 00:49:57	Dark	47.500	20	Bet Cru	1.2530	30000.	95	14600	No
14	GOM_NL__2PRFIN20041215_005200_000000392033_00017_14600_8543.N1	15-DEC-2004 00:52:00	Dark	39.000	112	Alp Mus	2.6880	26000.	78	14600	No
15	GOM_NL__2PRFIN20041215_005645_000000432033_00017_14600_8544.N1	15-DEC-2004 00:56:45	Dark	42.500	29	Bet Car	1.6720	10200.	85	14600	No
16	GOM_NL__2PRFIN20041215_005916_000000482033_00017_14600_8545.N1	15-DEC-2004 00:59:16	Dark	47.500	41	Eps Car	1.8600	4100.0	95	14600	No
17	GOM_NL__2PRFIN20041215_010158_000000522033_00017_14600_8546.N1	15-DEC-2004 01:01:58	Dark	51.500	34	Gam2Vel	1.7930	23000.	103	14600	No
18	GOM_NL__2PRFIN20041215_010408_000000552033_00017_14600_8547.N1	15-DEC-2004 01:04:08	Dark	55.000	2	Alp Car	-0.73600	7000.0	110	14600	No
19	GOM_NL__2PRFIN20041215_010650_000000592033_00017_14600_8548.N1	15-DEC-2004 01:06:50	Dark	58.500	117	Pi Pup	2.7060	3800.0	117	14600	No
20	GOM_NL__2PRFIN20041215_011007_000000582033_00017_14600_8549.N1	15-DEC-2004 01:10:07	Straylight	58.000	23	21Eps CMa	1.5020	26000.	116	14600	No
21	GOM_NL__2PRFIN20041215_011159_000000552033_00017_14600_8550.N1	15-DEC-2004 01:11:59	Straylight	54.500	179	24Omi2CMa	3.0320	24000.	109	14600	No
22	GOM_NL__2PRFIN20041215_011505_000000692033_00017_14600_8551.N1	15-DEC-2004 01:15:05	Straylight	68.500	1	9Alp CMa	-1.4400	11000.	137	14600	No
23	GOM_NL__2PRFIN20041215_011819_000000522033_00017_14600_8552.N1	15-DEC-2004 01:18:19	Straylight	51.500	7	19Bet Ori	0.10000	14000.	103	14600	No
24	GOM_NL__2PRFIN20041215_012037_000000532033_00017_14600_8553.N1	15-DEC-2004 01:20:37	Straylight	52.500	30	46Eps Ori	1.6940	30000.	105	14600	No
25	GOM_NL__2PRFIN20041215_012348_000000682033_00017_14600_8554.N1	15-DEC-2004 01:23:48	Tw_i_and_stray	68.000	14	58Alp Ori	0.87000	3000.0	136	14600	No
26	GOM_NL__2PRFIN20041215_012541_000000542033_00017_14600_8555.N1	15-DEC-2004 01:25:41	Tw_i_and_stray	54.000	13	87Alp Tau	0.86700	3800.0	108	14600	No
27	GOM_NL__2PRFIN20041215_012750_000000382033_00017_14600_8556.N1	15-DEC-2004 01:27:50	Bright	38.000	146	25Eta Tau	2.8730	15200.	76	14600	No
28	GOM_NL__2PRFIN20041215_012958_000000422033_00017_14600_8557.N1	15-DEC-2004 01:29:58	Bright	41.500	150	44Zet Per	2.8900	28000.	83	14600	No
29	GOM_NL__2PRFIN20041215_013219_000000372033_00017_14600_8558.N1	15-DEC-2004 01:32:19	Bright	36.500	149	45Eps Per	2.8880	30000.	73	14600	No
30	GOM_NL__2PRFIN20041215_013430_000000372033_00017_14600_8559.N1	15-DEC-2004 01:34:30	Bright	36.500	175	39Del Per	3.0100	19400.	73	14600	No
31	GOM_NL__2PRFIN20041215_013615_000000382033_00017_14600_8560.N1	15-DEC-2004 01:36:15	Bright	37.500	160	23Gam Per	2.9300	4700.0	75	14600	No
32	GOM_NL__2PRFIN20041215_013922_000000392033_00017_14600_8561.N1	15-DEC-2004 01:39:22	Bright	39.000	110	37Del Cas	2.6780	8900.0	78	14600	No
33	GOM_NL__2PRFIN20041215_014612_000000362033_00017_14600_8562.N1	15-DEC-2004 01:46:12	Bright	35.500	49	1Alp UMi	1.9900	6300.0	71	14600	No
34	GOM_NL__2PRFIN20041215_015055_000000392033_00017_14600_8563.N1	15-DEC-2004 01:50:55	Bright	39.000	60	7Bet UMi	2.0810	3950.0	78	14600	No
35	GOM_NL__2PRFIN20041215_015251_000000532033_00017_14600_8564.N1	15-DEC-2004 01:52:51	Bright	52.500	82	48Bet UMa	2.3650	10600.	105	14600	No
36	GOM_NL__2PRFIN20041215_015535_000000462033_00017_14600_8565.N1	15-DEC-2004 01:55:35	Bright	45.500	32	77Eps UMa	1.7630	11000.	91	14600	No
37	GOM_NL__2PRFIN20041215_015809_000000582033_00017_14600_8566.N1	15-DEC-2004 01:58:09	Bright	58.000	39	85Eta UMa	1.8540	24000.	116	14600	No
38	GOM_NL__2PRFIN20041215_020128_000000552033_00017_14600_8567.N1	15-DEC-2004 02:01:28	Bright	54.500	180	27Gam Boo	3.0400	8000.0	109	14600	No
39	GOM_NL__2PRFIN20041215_021153_000000542033_00017_14600_8568.N1	15-DEC-2004 02:11:53	Bright	53.500	138	47Eps Vir	2.8280	4700.0	107	14600	No
40	GOM_NL__2PRFIN20041215_021750_000000552033_00017_14600_8569.N1	15-DEC-2004 02:17:50	Tw_i_and_stray	55.000	15	67Alp Vir	0.97600	28000.	110	14600	No
41	GOM_NL__2PRFIN20041215_022303_000000422033_00017_14600_8570.N1	15-DEC-2004 02:23:03	Dark	42.000	54	5The Cen	2.0550	4500.0	84	14600	No
42	GOM_NL__2PRFIN20041215_022513_000000392033_00017_14600_8571.N1	15-DEC-2004 02:25:13	Dark	38.500	78	Alp Lup	2.3040	28000.	77	14600	No

43	GOM_NL__2PRFIN20041215_022849_00000522033_00017_14600_8572.N1	15-DEC-2004 02:28:49	Dark	52.000	4	Alp1Cen	-0.010000	5800.0	104	14600	No
44	GOM_NL__2PRFIN20041215_023235_00000412033_00018_14601_8439.N1	15-DEC-2004 02:32:35	Dark	40.500	112	Alp Mus	2.6880	26000.	81	14601	No
45	GOM_NL__2PRFIN20041215_023719_00000442033_00018_14601_8440.N1	15-DEC-2004 02:37:19	Dark	44.000	29	Bet Car	1.6720	10200.	88	14601	No
46	GOM_NL__2PRFIN20041215_023952_00000572033_00018_14601_8441.N1	15-DEC-2004 02:39:52	Dark	56.500	41	Eps Car	1.8600	4100.0	113	14601	No
47	GOM_NL__2PRFIN20041215_024234_00000512033_00018_14601_8442.N1	15-DEC-2004 02:42:34	Dark	51.000	34	Gam2Vel	1.7930	23000.	102	14601	No
48	GOM_NL__2PRFIN20041215_024446_00000552033_00018_14601_8443.N1	15-DEC-2004 02:44:46	Dark	55.000	2	Alp Car	-0.73600	7000.0	110	14601	No
49	GOM_NL__2PRFIN20041215_024727_00000652033_00018_14601_8444.N1	15-DEC-2004 02:47:27	Dark	64.500	117	Pi Pup	2.7060	3800.0	129	14601	No
50	GOM_NL__2PRFIN20041215_025044_00000602033_00018_14601_8445.N1	15-DEC-2004 02:50:44	Straylight	59.500	23	21Eps CMa	1.5020	26000.	119	14601	No
51	GOM_NL__2PRFIN20041215_025236_00000572033_00018_14601_8446.N1	15-DEC-2004 02:52:36	Straylight	56.500	179	24Omi2CMa	3.0320	24000.	113	14601	No
52	GOM_NL__2PRFIN20041215_025541_00000672033_00018_14601_8447.N1	15-DEC-2004 02:55:41	Straylight	67.000	1	9Alp CMa	-1.4400	11000.	134	14601	No
53	GOM_NL__2PRFIN20041215_025853_00000562033_00018_14601_8448.N1	15-DEC-2004 02:58:53	Straylight	55.500	7	19Bet Ori	0.10000	14000.	111	14601	No
54	GOM_NL__2PRFIN20041215_030112_00000502033_00018_14601_8449.N1	15-DEC-2004 03:01:12	Straylight	50.000	30	46Eps Ori	1.6940	30000.	100	14601	No
55	GOM_NL__2PRFIN20041215_030423_00000662033_00018_14601_8450.N1	15-DEC-2004 03:04:23	Tw_i_and_stray	66.000	14	58Alp Ori	0.87000	3000.0	132	14601	No
56	GOM_NL__2PRFIN20041215_030615_00000542033_00018_14601_8451.N1	15-DEC-2004 03:06:15	Tw_i_and_stray	54.000	13	87Alp Tau	0.86700	3800.0	108	14601	No
57	GOM_NL__2PRFIN20041215_030826_00000392033_00018_14601_8452.N1	15-DEC-2004 03:08:26	Bright	38.500	146	25Eta Tau	2.8730	15200.	77	14601	No
58	GOM_NL__2PRFIN20041215_031034_00000412033_00018_14601_8453.N1	15-DEC-2004 03:10:34	Bright	41.000	150	44Zet Per	2.8900	28000.	82	14601	No
59	GOM_NL__2PRFIN20041215_031254_00000392033_00018_14601_8454.N1	15-DEC-2004 03:12:54	Bright	39.000	149	45Eps Per	2.8880	30000.	78	14601	No
60	GOM_NL__2PRFIN20041215_031503_00000402033_00018_14601_8455.N1	15-DEC-2004 03:15:03	Bright	40.000	175	39Del Per	3.0100	19400.	80	14601	No
61	GOM_NL__2PRFIN20041215_031650_00000382033_00018_14601_8456.N1	15-DEC-2004 03:16:50	Bright	38.000	160	23Gam Per	2.9300	4700.0	76	14601	No
62	GOM_NL__2PRFIN20041215_032000_00000382033_00018_14601_8457.N1	15-DEC-2004 03:20:00	Bright	37.500	110	37Del Cas	2.6780	8900.0	75	14601	No
63	GOM_NL__2PRFIN20041215_033131_00000412033_00018_14601_8458.N1	15-DEC-2004 03:31:31	Bright	40.500	60	7Bet UMi	2.0810	3950.0	81	14601	No
64	GOM_NL__2PRFIN20041215_033326_00000532033_00018_14601_8459.N1	15-DEC-2004 03:33:26	Bright	53.000	82	48Bet UMa	2.3650	10600.	106	14601	No
65	GOM_NL__2PRFIN20041215_033611_00000612033_00018_14601_8460.N1	15-DEC-2004 03:36:11	Bright	61.000	32	77Eps UMa	1.7630	11000.	122	14601	No
66	GOM_NL__2PRFIN20041215_033844_00000412033_00018_14601_8461.N1	15-DEC-2004 03:38:44	Bright	41.000	39	85Eta UMa	1.8540	24000.	82	14601	No
67	GOM_NL__2PRFIN20041215_034203_00000422033_00018_14601_8462.N1	15-DEC-2004 03:42:03	Bright	42.000	180	27Gam Boo	3.0400	8000.0	84	14601	No
68	GOM_NL__2PRFIN20041215_034515_00000392033_00018_14601_8463.N1	15-DEC-2004 03:45:15	Bright	38.500	83		2.3780	11000.	77	14601	No
69	GOM_NL__2PRFIN20041215_034831_00000462033_00018_14601_8464.N1	15-DEC-2004 03:48:31	Bright	45.500	111	8Eta Boo	2.6800	6000.0	91	14601	No
70	GOM_NL__2PRFIN20041215_035229_00000532033_00018_14601_8465.N1	15-DEC-2004 03:52:29	Bright	52.500	138	47Eps Vir	2.8280	4700.0	105	14601	No
71	GOM_NL__2PRFIN20041215_035826_00000492033_00018_14601_8466.N1	15-DEC-2004 03:58:26	Tw_i_and_stray	49.000	15	67Alp Vir	0.97600	28000.	98	14601	No
72	GOM_NL__2PRFIN20041215_040156_00000452033_00018_14601_8467.N1	15-DEC-2004 04:01:56	Dark	45.000	169	46Gam Hya	2.9910	4700.0	90	14601	No
73	GOM_NL__2PRFIN20041215_040339_00000462033_00018_14601_8468.N1	15-DEC-2004 04:03:39	Dark	46.000	54	5The Cen	2.0550	4500.0	92	14601	No
74	GOM_NL__2PRFIN20041215_040550_00000412033_00018_14601_8469.N1	15-DEC-2004 04:05:50	Dark	40.500	78	Alp Lup	2.3040	28000.	81	14601	No
75	GOM_NL__2PRFIN20041215_040926_00000522033_00018_14601_8470.N1	15-DEC-2004 04:09:26	Dark	52.000	4	Alp1Cen	-0.010000	5800.0	104	14601	No
76	GOM_NL__2PRFIN20041215_041312_00000402033_00019_14602_8427.N1	15-DEC-2004 04:13:12	Dark	39.500	112	Alp Mus	2.6880	26000.	79	14602	No
77	GOM_NL__2PRFIN20041215_041756_00000432033_00019_14602_8428.N1	15-DEC-2004 04:17:56	Dark	43.000	29	Bet Car	1.6720	10200.	86	14602	No
78	GOM_NL__2PRFIN20041215_042029_00000452033_00019_14602_8429.N1	15-DEC-2004 04:20:29	Dark	44.500	41	Eps Car	1.8600	4100.0	89	14602	No
79	GOM_NL__2PRFIN20041215_042311_00000522033_00019_14602_8430.N1	15-DEC-2004 04:23:11	Dark	51.500	34	Gam2Vel	1.7930	23000.	103	14602	No
80	GOM_NL__2PRFIN20041215_042521_00000552033_00019_14602_8431.N1	15-DEC-2004 04:25:21	Dark	55.000	2	Alp Car	-0.73600	7000.0	110	14602	No
81	GOM_NL__2PRFIN20041215_042803_00000612033_00019_14602_8432.N1	15-DEC-2004 04:28:03	Dark	60.500	117	Pi Pup	2.7060	3800.0	121	14602	No
82	GOM_NL__2PRFIN20041215_043122_00000602033_00019_14602_8433.N1	15-DEC-2004 04:31:22	Straylight	59.500	23	21Eps CMa	1.5020	26000.	119	14602	No
83	GOM_NL__2PRFIN20041215_043312_00000582033_00019_14602_8434.N1	15-DEC-2004 04:33:12	Straylight	57.500	179	24Omi2CMa	3.0320	24000.	115	14602	No
84	GOM_NL__2PRFIN20041215_043617_00000682033_00019_14602_8435.N1	15-DEC-2004 04:36:17	Straylight	68.000	1	9Alp CMa	-1.4400	11000.	136	14602	No
85	GOM_NL__2PRFIN20041215_043929_00000562033_00019_14602_8436.N1	15-DEC-2004 04:39:29	Straylight	56.000	7	19Bet Ori	0.10000	14000.	112	14602	No
86	GOM_NL__2PRFIN20041215_044148_00000502033_00019_14602_8437.N1	15-DEC-2004 04:41:48	Straylight	49.500	30	46Eps Ori	1.6940	30000.	99	14602	No
87	GOM_NL__2PRFIN20041215_044459_00000612033_00019_14602_8438.N1	15-DEC-2004 04:44:59	Tw_i_and_stray	60.500	14	58Alp Ori	0.87000	3000.0	121	14602	No
88	GOM_NL__2PRFIN20041215_044653_00000542033_00019_14602_8439.N1	15-DEC-2004 04:46:53	Tw_i_and_stray	54.000	13	87Alp Tau	0.86700	3800.0	108	14602	No
89	GOM_NL__2PRFIN20041215_044903_00000382033_00019_14602_8440.N1	15-DEC-2004 04:49:03	Bright	38.000	146	25Eta Tau	2.8730	15200.	76	14602	No
90	GOM_NL__2PRFIN20041215_045113_00000382033_00019_14602_8441.N1	15-DEC-2004 04:51:13	Bright	38.000	150	44Zet Per	2.8900	28000.	76	14602	No
91	GOM_NL__2PRFIN20041215_045331_00000372033_00019_14602_8442.N1	15-DEC-2004 04:53:31	Bright	36.500	149	45Eps Per	2.8880	30000.	73	14602	No
92	GOM_NL__2PRFIN20041215_045541_00000372033_00019_14602_8443.N1	15-DEC-2004 04:55:41	Bright	37.000	175	39Del Per	3.0100	19400.	74	14602	No
93	GOM_NL__2PRFIN20041215_045727_00000392033_00019_14602_8444.N1	15-DEC-2004 04:57:27	Bright	38.500	160	23Gam Per	2.9300	4700.0	77	14602	No
94	GOM_NL__2PRFIN20041215_050037_00000382033_00019_14602_8445.N1	15-DEC-2004 05:00:37	Bright	37.500	110	37Del Cas	2.6780	8900.0	75	14602	No
95	GOM_NL__2PRFIN20041215_051206_00000402033_00019_14602_8446.N1	15-DEC-2004 05:12:06	Bright	40.000	60	7Bet UMi	2.0810	3950.0	80	14602	No
96	GOM_NL__2PRFIN20041215_051401_00000522033_00019_14602_8447.N1	15-DEC-2004 05:14:01	Bright	52.000	82	48Bet UMa	2.3650	10600.	104	14602	No
97	GOM_NL__2PRFIN20041215_051646_00000612033_00019_14602_8448.N1	15-DEC-2004 05:16:46	Bright	60.500	32	77Eps UMa	1.7630	11000.	121	14602	No
98	GOM_NL__2PRFIN20041215_051920_00000402033_00019_14602_8449.N1	15-DEC-2004 05:19:20	Bright	40.000	39	85Eta UMa	1.8540	24000.	80	14602	No
99	GOM_NL__2PRFIN20041215_052239_00000392033_00019_14602_8450.N1	15-DEC-2004 05:22:39	Bright	38.500	180	27Gam Boo	3.0400	8000.0	77	14602	No
100	GOM_NL__2PRFIN20041215_052552_00000372033_00019_14602_8451.N1	15-DEC-2004 05:25:52	Bright	37.000	83		2.3780	11000.	74	14602	No
101	GOM_NL__2PRFIN20041215_052907_00000592033_00019_14602_8452.N1	15-DEC-2004 05:29:07	Bright	59.000	111	8Eta Boo	2.6800	6000.0	118	14602	No

102	GOM_NL__2PRFIN20041215_053306_000000532033_00019_14602_8453.N1	15-DEC-2004 05:33:06	Bright	53.000	138	47Eps Vir	2.8280	4700.0	106	14602	No
103	GOM_NL__2PRFIN20041215_053903_000000562033_00019_14602_8454.N1	15-DEC-2004 05:39:03	Twilight	55.500	15	67Alp Vir	0.97600	28000.	111	14602	No
104	GOM_NL__2PRFIN20041215_054233_000000462033_00019_14602_8455.N1	15-DEC-2004 05:42:33	Dark	46.000	169	46Gam Hya	2.9910	4700.0	92	14602	No
105	GOM_NL__2PRFIN20041215_054415_000000502033_00019_14602_8456.N1	15-DEC-2004 05:44:15	Dark	49.500	54	5The Cen	2.0550	4500.0	99	14602	No
106	GOM_NL__2PRFIN20041215_054626_000000402033_00019_14602_8457.N1	15-DEC-2004 05:46:26	Dark	39.500	78	Alp Lup	2.3040	28000.	79	14602	No
107	GOM_NL__2PRFIN20041215_055002_000000462033_00019_14602_8458.N1	15-DEC-2004 05:50:02	Dark	45.500	4	Alp1Cen	-0.010000	5800.0	91	14602	No
108	GOM_NL__2PRFIN20041215_055348_000000392033_00020_14603_8427.N1	15-DEC-2004 05:53:48	Dark	38.500	112	Alp Mus	2.6880	26000.	77	14603	No
109	GOM_NL__2PRFIN20041215_055834_000000422033_00020_14603_8428.N1	15-DEC-2004 05:58:34	Dark	41.500	29	Bet Car	1.6720	10200.	83	14603	No
110	GOM_NL__2PRFIN20041215_060106_000000532033_00020_14603_8429.N1	15-DEC-2004 06:01:06	Dark	52.500	41	Eps Car	1.8600	4100.0	105	14603	No
111	GOM_NL__2PRFIN20041215_060350_000000542033_00020_14603_8430.N1	15-DEC-2004 06:03:50	Dark	54.000	34	Gam2Vel	1.7930	23000.	108	14603	No
112	GOM_NL__2PRFIN20041215_060559_000000552033_00020_14603_8431.N1	15-DEC-2004 06:05:59	Dark	55.000	2	Alp Car	-0.73600	7000.0	110	14603	No
113	GOM_NL__2PRFIN20041215_060842_000000542033_00020_14603_8432.N1	15-DEC-2004 06:08:42	Dark	53.500	117	Pi Pup	2.7060	3800.0	107	14603	No
114	GOM_NL__2PRFIN20041215_061158_000000582033_00020_14603_8433.N1	15-DEC-2004 06:11:58	Straylight	58.000	23	21Eps CMa	1.5020	26000.	116	14603	No
115	GOM_NL__2PRFIN20041215_061348_000000572033_00020_14603_8434.N1	15-DEC-2004 06:13:48	Straylight	56.500	179	24Omi2CMa	3.0320	24000.	113	14603	No
116	GOM_NL__2PRFIN20041215_061653_000000752033_00020_14603_8435.N1	15-DEC-2004 06:16:53	Straylight	75.000	1	9Alp CMa	-1.4400	11000.	150	14603	No
117	GOM_NL__2PRFIN20041215_062007_000000552033_00020_14603_8436.N1	15-DEC-2004 06:20:07	Straylight	55.000	7	19Bet Ori	0.10000	14000.	110	14603	No
118	GOM_NL__2PRFIN20041215_062224_000000522033_00020_14603_8437.N1	15-DEC-2004 06:22:24	Straylight	51.500	30	46Eps Ori	1.6940	30000.	103	14603	No
119	GOM_NL__2PRFIN20041215_062535_000000662033_00020_14603_8438.N1	15-DEC-2004 06:25:35	Twilight	65.500	14	58Alp Ori	0.87000	3000.0	131	14603	No
120	GOM_NL__2PRFIN20041215_062729_000000492033_00020_14603_8439.N1	15-DEC-2004 06:27:29	Twilight	48.500	13	87Alp Tau	0.86700	3800.0	97	14603	No
121	GOM_NL__2PRFIN20041215_062939_000000392033_00020_14603_8440.N1	15-DEC-2004 06:29:39	Bright	38.500	146	25Eta Tau	2.8730	15200.	77	14603	No
122	GOM_NL__2PRFIN20041215_063149_000000382033_00020_14603_8441.N1	15-DEC-2004 06:31:49	Bright	38.000	150	44Zet Per	2.8900	28000.	76	14603	No
123	GOM_NL__2PRFIN20041215_063407_000000372033_00020_14603_8442.N1	15-DEC-2004 06:34:07	Bright	37.000	149	45Eps Per	2.8880	30000.	74	14603	No
124	GOM_NL__2PRFIN20041215_063618_000000382033_00020_14603_8443.N1	15-DEC-2004 06:36:18	Bright	37.500	175	39Del Per	3.0100	19400.	75	14603	No
125	GOM_NL__2PRFIN20041215_063803_000000362033_00020_14603_8444.N1	15-DEC-2004 06:38:03	Bright	35.500	160	23Gam Per	2.9300	4700.0	71	14603	No
126	GOM_NL__2PRFIN20041215_064112_000000382033_00020_14603_8445.N1	15-DEC-2004 06:41:12	Bright	38.000	110	37Del Cas	2.6780	8900.0	76	14603	No
127	GOM_NL__2PRFIN20041215_065242_000000362033_00020_14603_8446.N1	15-DEC-2004 06:52:42	Bright	36.000	60	7Bet UMi	2.0810	3950.0	72	14603	No
128	GOM_NL__2PRFIN20041215_065436_000000512033_00020_14603_8447.N1	15-DEC-2004 06:54:36	Bright	50.500	82	48Bet UMa	2.3650	10600.	101	14603	No
129	GOM_NL__2PRFIN20041215_065723_000000442033_00020_14603_8448.N1	15-DEC-2004 06:57:23	Bright	43.500	32	77Eps UMa	1.7630	11000.	87	14603	No
130	GOM_NL__2PRFIN20041215_065956_000000402033_00020_14603_8449.N1	15-DEC-2004 06:59:56	Bright	40.000	39	85Eta UMa	1.8540	24000.	80	14603	No
131	GOM_NL__2PRFIN20041215_070315_000000392033_00020_14603_8450.N1	15-DEC-2004 07:03:15	Bright	38.500	180	27Gam Boo	3.0400	8000.0	77	14603	No
132	GOM_NL__2PRFIN20041215_070627_000000392033_00020_14603_8451.N1	15-DEC-2004 07:06:27	Bright	38.500	83		2.3780	11000.	77	14603	No
133	GOM_NL__2PRFIN20041215_070944_000000462033_00020_14603_8452.N1	15-DEC-2004 07:09:44	Bright	46.000	111	8Eta Boo	2.6800	6000.0	92	14603	No
134	GOM_NL__2PRFIN20041215_071342_000000542033_00020_14603_8453.N1	15-DEC-2004 07:13:42	Bright	53.500	138	47Eps Vir	2.8280	4700.0	107	14603	No
135	GOM_NL__2PRFIN20041215_071940_000000532033_00020_14603_8454.N1	15-DEC-2004 07:19:40	Twilight	53.000	15	67Alp Vir	0.97600	28000.	106	14603	No
136	GOM_NL__2PRFIN20041215_072310_000000502033_00020_14603_8455.N1	15-DEC-2004 07:23:10	Dark	49.500	169	46Gam Hya	2.9910	4700.0	99	14603	No
137	GOM_NL__2PRFIN20041215_072451_000000512033_00020_14603_8456.N1	15-DEC-2004 07:24:51	Dark	51.000	54	5The Cen	2.0550	4500.0	102	14603	No
138	GOM_NL__2PRFIN20041215_072702_000000412033_00020_14603_8457.N1	15-DEC-2004 07:27:02	Dark	40.500	78	Alp Lup	2.3040	28000.	81	14603	No
139	GOM_NL__2PRFIN20041215_073038_000000432033_00020_14603_8458.N1	15-DEC-2004 07:30:38	Dark	42.500	4	Alp1Cen	-0.010000	5800.0	85	14603	No
140	GOM_NL__2PRFIN20041215_073425_000000382033_00021_14604_7729.N1	15-DEC-2004 07:34:25	Dark	38.000	112	Alp Mus	2.6880	26000.	76	14604	No
141	GOM_NL__2PRFIN20041215_073910_000000412033_00021_14604_7730.N1	15-DEC-2004 07:39:10	Dark	41.000	29	Bet Car	1.6720	10200.	82	14604	No
142	GOM_NL__2PRFIN20041215_074143_000000482033_00021_14604_7731.N1	15-DEC-2004 07:41:43	Dark	48.000	41	Eps Car	1.8600	4100.0	96	14604	No
143	GOM_NL__2PRFIN20041215_074426_000000542033_00021_14604_7732.N1	15-DEC-2004 07:44:26	Dark	53.500	34	Gam2Vel	1.7930	23000.	107	14604	No
144	GOM_NL__2PRFIN20041215_074635_000000492033_00021_14604_7733.N1	15-DEC-2004 07:46:35	Dark	49.000	2	Alp Car	-0.73600	7000.0	98	14604	No
145	GOM_NL__2PRFIN20041215_074918_000000562033_00021_14604_7734.N1	15-DEC-2004 07:49:18	Dark	55.500	117	Pi Pup	2.7060	3800.0	111	14604	No
146	GOM_NL__2PRFIN20041215_075235_000000572033_00021_14604_7735.N1	15-DEC-2004 07:52:35	Straylight	57.000	23	21Eps CMa	1.5020	26000.	114	14604	No
147	GOM_NL__2PRFIN20041215_075424_000000582033_00021_14604_7736.N1	15-DEC-2004 07:54:24	Straylight	58.000	179	24Omi2CMa	3.0320	24000.	116	14604	No
148	GOM_NL__2PRFIN20041215_075728_000000672033_00021_14604_7737.N1	15-DEC-2004 07:57:28	Straylight	66.500	1	9Alp CMa	-1.4400	11000.	133	14604	No
149	GOM_NL__2PRFIN20041215_080043_000000572033_00021_14604_7738.N1	15-DEC-2004 08:00:43	Straylight	57.000	7	19Bet Ori	0.10000	14000.	114	14604	No
150	GOM_NL__2PRFIN20041215_080300_000000502033_00021_14604_7739.N1	15-DEC-2004 08:03:00	Straylight	49.500	30	46Eps Ori	1.6940	30000.	99	14604	No
151	GOM_NL__2PRFIN20041215_080611_000000632033_00021_14604_7740.N1	15-DEC-2004 08:06:11	Twilight	63.000	14	58Alp Ori	0.87000	3000.0	126	14604	No
152	GOM_NL__2PRFIN20041215_080805_000000532033_00021_14604_7741.N1	15-DEC-2004 08:08:05	Twilight	53.000	13	87Alp Tau	0.86700	3800.0	106	14604	No
153	GOM_NL__2PRFIN20041215_081015_000000382033_00021_14604_7742.N1	15-DEC-2004 08:10:15	Bright	37.500	146	25Eta Tau	2.8730	15200.	75	14604	No
154	GOM_NL__2PRFIN20041215_081225_000000382033_00021_14604_7743.N1	15-DEC-2004 08:12:25	Bright	38.000	150	44Zet Per	2.8900	28000.	76	14604	No
155	GOM_NL__2PRFIN20041215_081443_000000382033_00021_14604_7744.N1	15-DEC-2004 08:14:43	Bright	37.500	149	45Eps Per	2.8880	30000.	75	14604	No
156	GOM_NL__2PRFIN20041215_081654_000000382033_00021_14604_7745.N1	15-DEC-2004 08:16:54	Bright	37.500	175	39Del Per	3.0100	19400.	75	14604	No
157	GOM_NL__2PRFIN20041215_081839_000000372033_00021_14604_7746.N1	15-DEC-2004 08:18:39	Bright	36.500	160	23Gam Per	2.9300	4700.0	73	14604	No
158	GOM_NL__2PRFIN20041215_082149_000000382033_00021_14604_7747.N1	15-DEC-2004 08:21:49	Bright	38.000	110	37Del Cas	2.6780	8900.0	76	14604	No
159	GOM_NL__2PRFIN20041215_082835_000000382033_00021_14604_7748.N1	15-DEC-2004 08:28:35	Bright	37.500	49	1Alp UMi	1.9900	6300.0	75	14604	No
160	GOM_NL__2PRFIN20041215_083319_000000402033_00021_14604_7749.N1	15-DEC-2004 08:33:19	Bright	39.500	60	7Bet UMi	2.0810	3950.0	79	14604	No

161	GOM_NL__2PRFIN20041215_083513_000000512033_00021_14604_7750.N1	15-DEC-2004 08:35:13	Bright	51.000	82	48Bet UMa	2.3650	10600.	102	14604	No
162	GOM_NL__2PRFIN20041215_083758_000000432033_00021_14604_7751.N1	15-DEC-2004 08:37:58	Bright	42.500	32	77Eps UMa	1.7630	11000.	85	14604	No
163	GOM_NL__2PRFIN20041215_084032_000000392033_00021_14604_7752.N1	15-DEC-2004 08:40:32	Bright	38.500	39	85Eta UMa	1.8540	24000.	77	14604	No
164	GOM_NL__2PRFIN20041215_084352_000000382033_00021_14604_7753.N1	15-DEC-2004 08:43:52	Bright	38.000	180	27Gam Boo	3.0400	8000.0	76	14604	No
165	GOM_NL__2PRFIN20041215_084704_000000372033_00021_14604_7754.N1	15-DEC-2004 08:47:04	Bright	37.000	83		2.3780	11000.	74	14604	No
166	GOM_NL__2PRFIN20041215_085022_000000442033_00021_14604_7755.N1	15-DEC-2004 08:50:22	Bright	44.000	111	8Eta Boo	2.6800	6000.0	88	14604	No
167	GOM_NL__2PRFIN20041215_085419_000000512033_00021_14604_7756.N1	15-DEC-2004 08:54:19	Bright	51.000	138	47Eps Vir	2.8280	4700.0	102	14604	No
168	GOM_NL__2PRFIN20041215_090016_000000522033_00021_14604_7757.N1	15-DEC-2004 09:00:16	Twi_and_stray	52.000	15	67Alp Vir	0.97600	28000.	104	14604	No
169	GOM_NL__2PRFIN20041215_090346_000000472033_00021_14604_7758.N1	15-DEC-2004 09:03:46	Dark	47.000	169	46Gam Hya	2.9910	4700.0	94	14604	No
170	GOM_NL__2PRFIN20041215_090527_000000472033_00021_14604_7759.N1	15-DEC-2004 09:05:27	Dark	47.000	54	5The Cen	2.0550	4500.0	94	14604	No
171	GOM_NL__2PRFIN20041215_090738_000000382033_00021_14604_7760.N1	15-DEC-2004 09:07:38	Dark	38.000	78	Alp Lup	2.3040	28000.	76	14604	No
172	GOM_NL__2PRFIN20041215_091114_000000462033_00021_14604_7761.N1	15-DEC-2004 09:11:14	Dark	46.000	4	Alp1Cen	-0.010000	5800.0	92	14604	No
173	GOM_NL__2PRFIN20041215_091501_000000382033_00022_14605_7729.N1	15-DEC-2004 09:15:01	Dark	38.000	112	Alp Mus	2.6880	26000.	76	14605	No
174	GOM_NL__2PRFIN20041215_091903_000000412033_00022_14605_7730.N1	15-DEC-2004 09:19:03	Dark	40.500	159	Ups Car	2.9200	7200.0	81	14605	No
175	GOM_NL__2PRFIN20041215_092023_000000432033_00022_14605_7731.N1	15-DEC-2004 09:20:23	Dark	43.000	71	Iot Car	2.2460	7700.0	86	14605	No
176	GOM_NL__2PRFIN20041215_092253_000000552033_00022_14605_7732.N1	15-DEC-2004 09:22:53	Dark	55.000	65	Lam Vel	2.2040	4400.0	110	14605	No
177	GOM_NL__2PRFIN20041215_092503_000000502033_00022_14605_7733.N1	15-DEC-2004 09:25:03	Dark	50.000	34	Gam2Vel	1.7930	23000.	100	14605	No
178	GOM_NL__2PRFIN20041215_092712_000000502033_00022_14605_7734.N1	15-DEC-2004 09:27:12	Dark	49.500	2	Alp Car	-0.73600	7000.0	99	14605	No
179	GOM_NL__2PRFIN20041215_092955_000000602033_00022_14605_7735.N1	15-DEC-2004 09:29:55	Dark	60.000	117	Pi Pup	2.7060	3800.0	120	14605	No
180	GOM_NL__2PRFIN20041215_093312_000000592033_00022_14605_7736.N1	15-DEC-2004 09:33:12	Straylight	58.500	23	21Eps CMa	1.5020	26000.	117	14605	No
181	GOM_NL__2PRFIN20041215_093500_000000552033_00022_14605_7737.N1	15-DEC-2004 09:35:00	Straylight	54.500	179	24Omi2CMa	3.0320	24000.	109	14605	No
182	GOM_NL__2PRFIN20041215_093805_000000742033_00022_14605_7738.N1	15-DEC-2004 09:38:05	Straylight	73.500	1	9Alp CMa	-1.4400	11000.	147	14605	No
183	GOM_NL__2PRFIN20041215_094120_000000532033_00022_14605_7739.N1	15-DEC-2004 09:41:20	Straylight	52.500	7	19Bet Ori	0.10000	14000.	105	14605	No
184	GOM_NL__2PRFIN20041215_094336_000000512033_00022_14605_7740.N1	15-DEC-2004 09:43:36	Straylight	50.500	30	46Eps Ori	1.6940	30000.	101	14605	No
185	GOM_NL__2PRFIN20041215_094646_000000672033_00022_14605_7741.N1	15-DEC-2004 09:46:46	Twi_and_stray	67.000	14	58Alp Ori	0.87000	3000.0	134	14605	No
186	GOM_NL__2PRFIN20041215_094841_000000522033_00022_14605_7742.N1	15-DEC-2004 09:48:41	Twi_and_stray	51.500	13	87Alp Tau	0.86700	3800.0	103	14605	No
187	GOM_NL__2PRFIN20041215_095051_000000382033_00022_14605_7743.N1	15-DEC-2004 09:50:51	Bright	38.000	146	25Eta Tau	2.8730	15200.	76	14605	No
188	GOM_NL__2PRFIN20041215_095301_000000392033_00022_14605_7744.N1	15-DEC-2004 09:53:01	Bright	38.500	150	44Zet Per	2.8900	28000.	77	14605	No
189	GOM_NL__2PRFIN20041215_095518_000000372033_00022_14605_7745.N1	15-DEC-2004 09:55:18	Bright	37.000	149	45Eps Per	2.8880	30000.	74	14605	No
190	GOM_NL__2PRFIN20041215_095729_000000392033_00022_14605_7746.N1	15-DEC-2004 09:57:29	Bright	38.500	175	39Del Per	3.0100	19400.	77	14605	No
191	GOM_NL__2PRFIN20041215_095915_000000372033_00022_14605_7747.N1	15-DEC-2004 09:59:15	Bright	36.500	160	23Gam Per	2.9300	4700.0	73	14605	No
192	GOM_NL__2PRFIN20041215_100225_000000382033_00022_14605_7748.N1	15-DEC-2004 10:02:25	Bright	38.000	110	37Del Cas	2.6780	8900.0	76	14605	No
193	GOM_NL__2PRFIN20041215_100911_000000392033_00022_14605_7749.N1	15-DEC-2004 10:09:11	Bright	38.500	49	1Alp UMi	1.9900	6300.0	77	14605	No
194	GOM_NL__2PRFIN20041215_101354_000000412033_00022_14605_7750.N1	15-DEC-2004 10:13:54	Bright	41.000	60	7Bet UMi	2.0810	3950.0	82	14605	No
195	GOM_NL__2PRFIN20041215_101548_000000502033_00022_14605_7751.N1	15-DEC-2004 10:15:48	Bright	50.000	82	48Bet UMa	2.3650	10600.	100	14605	No
196	GOM_NL__2PRFIN20041215_101834_000000452033_00022_14605_7752.N1	15-DEC-2004 10:18:34	Bright	45.000	32	77Eps UMa	1.7630	11000.	90	14605	No
197	GOM_NL__2PRFIN20041215_102107_000000432033_00022_14605_7753.N1	15-DEC-2004 10:21:07	Bright	42.500	39	85Eta UMa	1.8540	24000.	85	14605	No
198	GOM_NL__2PRFIN20041215_102428_000000392033_00022_14605_7754.N1	15-DEC-2004 10:24:28	Bright	39.000	180	27Gam Boo	3.0400	8000.0	78	14605	No
199	GOM_NL__2PRFIN20041215_102741_000000502033_00022_14605_7755.N1	15-DEC-2004 10:27:41	Bright	49.500	83		2.3780	11000.	99	14605	No
200	GOM_NL__2PRFIN20041215_103058_000000442033_00022_14605_7756.N1	15-DEC-2004 10:30:58	Bright	43.500	111	8Eta Boo	2.6800	6000.0	87	14605	No
201	GOM_NL__2PRFIN20041215_104053_000000552033_00022_14605_7757.N1	15-DEC-2004 10:40:53	Twi_and_stray	54.500	15	67Alp Vir	0.97600	28000.	109	14605	No
202	GOM_NL__2PRFIN20041215_104422_000000502033_00022_14605_7758.N1	15-DEC-2004 10:44:22	Dark	49.500	169	46Gam Hya	2.9910	4700.0	99	14605	No
203	GOM_NL__2PRFIN20041215_104603_000000472033_00022_14605_7759.N1	15-DEC-2004 10:46:03	Dark	47.000	54	5The Cen	2.0550	4500.0	94	14605	No
204	GOM_NL__2PRFIN20041215_104814_000000402033_00022_14605_7760.N1	15-DEC-2004 10:48:14	Dark	39.500	78	Alp Lup	2.3040	28000.	79	14605	No
205	GOM_NL__2PRFIN20041215_105150_000000492033_00022_14605_7761.N1	15-DEC-2004 10:51:50	Dark	48.500	4	Alp1Cen	-0.010000	5800.0	97	14605	No
206	GOM_NL__2PRFIN20041215_105335_000000412033_00023_14606_7729.N1	15-DEC-2004 10:53:35	Dark	41.000	20	Bet Cru	1.2530	30000.	82	14606	No
207	GOM_NL__2PRFIN20041215_105536_000000402033_00023_14606_7730.N1	15-DEC-2004 10:55:36	Dark	39.500	112	Alp Mus	2.6880	26000.	79	14606	No
208	GOM_NL__2PRFIN20041215_105940_000000422033_00023_14606_7731.N1	15-DEC-2004 10:59:40	Dark	41.500	159	Ups Car	2.9200	7200.0	83	14606	No
209	GOM_NL__2PRFIN20041215_110059_000000462033_00023_14606_7732.N1	15-DEC-2004 11:00:59	Dark	45.500	71	Iot Car	2.2460	7700.0	91	14606	No
210	GOM_NL__2PRFIN20041215_110329_000000722033_00023_14606_7733.N1	15-DEC-2004 11:03:29	Dark	72.000	65	Lam Vel	2.2040	4400.0	144	14606	No
211	GOM_NL__2PRFIN20041215_110537_000000602033_00023_14606_7734.N1	15-DEC-2004 11:05:37	Dark	60.000	34	Gam2Vel	1.7930	23000.	120	14606	No
212	GOM_NL__2PRFIN20041215_110746_000000552033_00023_14606_7735.N1	15-DEC-2004 11:07:46	Dark	55.000	2	Alp Car	-0.73600	7000.0	110	14606	No
213	GOM_NL__2PRFIN20041215_111032_000000582033_00023_14606_7736.N1	15-DEC-2004 11:10:32	Dark	57.500	117	Pi Pup	2.7060	3800.0	115	14606	No
214	GOM_NL__2PRFIN20041215_111347_000000612033_00023_14606_7737.N1	15-DEC-2004 11:13:47	Straylight	60.500	23	21Eps CMa	1.5020	26000.	121	14606	No
215	GOM_NL__2PRFIN20041215_111537_000000552033_00023_14606_7738.N1	15-DEC-2004 11:15:37	Straylight	54.500	179	24Omi2CMa	3.0320	24000.	109	14606	No
216	GOM_NL__2PRFIN20041215_112155_000000572033_00023_14606_7739.N1	15-DEC-2004 11:21:55	Straylight	57.000	7	19Bet Ori	0.10000	14000.	114	14606	No
217	GOM_NL__2PRFIN20041215_112409_000000562033_00023_14606_7740.N1	15-DEC-2004 11:24:09	Straylight	55.500	30	46Eps Ori	1.6940	30000.	111	14606	No
218	GOM_NL__2PRFIN20041215_112721_000000642033_00023_14606_7741.N1	15-DEC-2004 11:27:21	Twi_and_stray	64.000	14	58Alp Ori	0.87000	3000.0	128	14606	No
219	GOM_NL__2PRFIN20041215_112916_000000502033_00023_14606_7742.N1	15-DEC-2004 11:29:16	Twi_and_stray	50.000	13	87Alp Tau	0.86700	3800.0	100	14606	No

220	GOM_NL__2PRFIN20041215_113126_000000402033_00023_14606_7743.N1	15-DEC-2004 11:31:26	Bright	39.500	146	25Eta Tau	2.8730	15200.	79	14606	No
221	GOM_NL__2PRFIN20041215_113336_000000382033_00023_14606_7744.N1	15-DEC-2004 11:33:36	Bright	37.500	150	44Zet Per	2.8900	28000.	75	14606	No
222	GOM_NL__2PRFIN20041215_113551_000000392033_00023_14606_7745.N1	15-DEC-2004 11:35:51	Bright	39.000	149	45Eps Per	2.8880	30000.	78	14606	No
223	GOM_NL__2PRFIN20041215_113805_000000382033_00023_14606_7746.N1	15-DEC-2004 11:38:05	Bright	37.500	175	39Del Per	3.0100	19400.	75	14606	No
224	GOM_NL__2PRFIN20041215_113948_000000412033_00023_14606_7747.N1	15-DEC-2004 11:39:48	Bright	40.500	160	23Gam Per	2.9300	4700.0	81	14606	No
225	GOM_NL__2PRFIN20041215_114302_000000372033_00023_14606_7748.N1	15-DEC-2004 11:43:02	Bright	37.000	110	37Del Cas	2.6780	8900.0	74	14606	No
226	GOM_NL__2PRFIN20041215_114948_000000392033_00023_14606_7749.N1	15-DEC-2004 11:49:48	Bright	38.500	49	1Alp UMi	1.9900	6300.0	77	14606	No
227	GOM_NL__2PRFIN20041215_115430_000000392033_00023_14606_7750.N1	15-DEC-2004 11:54:30	Bright	39.000	60	7Bet UMi	2.0810	3950.0	78	14606	No
228	GOM_NL__2PRFIN20041215_115624_000000522033_00023_14606_7751.N1	15-DEC-2004 11:56:24	Bright	52.000	82	48Bet UMa	2.3650	10600.	104	14606	No
229	GOM_NL__2PRFIN20041215_115910_000000452033_00023_14606_7752.N1	15-DEC-2004 11:59:10	Bright	44.500	32	77Eps UMa	1.7630	11000.	89	14606	No
230	GOM_NL__2PRFIN20041215_120143_000000392033_00023_14606_7753.N1	15-DEC-2004 12:01:43	Bright	38.500	39	85Eta UMa	1.8540	24000.	77	14606	No
231	GOM_NL__2PRFIN20041215_120504_000000442033_00023_14606_7754.N1	15-DEC-2004 12:05:04	Bright	43.500	180	27Gam Boo	3.0400	8000.0	87	14606	No
232	GOM_NL__2PRFIN20041215_120816_000000372033_00023_14606_7755.N1	15-DEC-2004 12:08:16	Bright	36.500	83		2.3780	11000.	73	14606	No
233	GOM_NL__2PRFIN20041215_121135_000000432033_00023_14606_7756.N1	15-DEC-2004 12:11:35	Bright	43.000	111	8Eta Boo	2.6800	6000.0	86	14606	No
234	GOM_NL__2PRFIN20041215_122130_000000532033_00023_14606_7757.N1	15-DEC-2004 12:21:30	Tw_i_and_stray	53.000	15	67Alp Vir	0.97600	28000.	106	14606	No
235	GOM_NL__2PRFIN20041215_122500_000000512033_00023_14606_7758.N1	15-DEC-2004 12:25:00	Dark	50.500	169	46Gam Hya	2.9910	4700.0	101	14606	No
236	GOM_NL__2PRFIN20041215_122639_000000472033_00023_14606_7759.N1	15-DEC-2004 12:26:39	Dark	47.000	54	5The Cen	2.0550	4500.0	94	14606	No
237	GOM_NL__2PRFIN20041215_122850_000000412033_00023_14606_7760.N1	15-DEC-2004 12:28:50	Dark	41.000	78	Alp Lup	2.3040	28000.	82	14606	No
238	GOM_NL__2PRFIN20041215_123226_000000522033_00023_14606_7761.N1	15-DEC-2004 12:32:26	Dark	52.000	4	Alp1Cen	-0.010000	5800.0	104	14606	No
239	GOM_NL__2PRFIN20041215_123411_000000422033_00024_14607_7729.N1	15-DEC-2004 12:34:11	Dark	42.000	20	Bet Cru	1.2530	30000.	84	14607	No
240	GOM_NL__2PRFIN20041215_123612_000000392033_00024_14607_7730.N1	15-DEC-2004 12:36:12	Dark	38.500	112	Alp Mus	2.6880	26000.	77	14607	No
241	GOM_NL__2PRFIN20041215_124015_000000422033_00024_14607_7731.N1	15-DEC-2004 12:40:15	Dark	41.500	159	Ups Car	2.9200	7200.0	83	14607	No
242	GOM_NL__2PRFIN20041215_124134_000000482033_00024_14607_7732.N1	15-DEC-2004 12:41:34	Dark	47.500	71	Iot Car	2.2460	7700.0	95	14607	No
243	GOM_NL__2PRFIN20041215_124407_000000702033_00024_14607_7733.N1	15-DEC-2004 12:44:07	Dark	69.500	65	Lam Vel	2.2040	4400.0	139	14607	No
244	GOM_NL__2PRFIN20041215_124615_000000492033_00024_14607_7734.N1	15-DEC-2004 12:46:15	Dark	48.500	34	Gam2Vel	1.7930	23000.	97	14607	No
245	GOM_NL__2PRFIN20041215_124825_000000502033_00024_14607_7735.N1	15-DEC-2004 12:48:25	Dark	50.000	2	Alp Car	-0.73600	7000.0	100	14607	No
246	GOM_NL__2PRFIN20041215_125108_000000582033_00024_14607_7736.N1	15-DEC-2004 12:51:08	Dark	57.500	117	Pi Pup	2.7060	3800.0	115	14607	No
247	GOM_NL__2PRFIN20041215_125424_000000592033_00024_14607_7737.N1	15-DEC-2004 12:54:24	Straylight	59.000	23	21Eps CMa	1.5020	26000.	118	14607	No
248	GOM_NL__2PRFIN20041215_125613_000000572033_00024_14607_7738.N1	15-DEC-2004 12:56:13	Straylight	57.000	179	24Omi2CMa	3.0320	24000.	114	14607	No
249	GOM_NL__2PRFIN20041215_125917_000000702033_00024_14607_7739.N1	15-DEC-2004 12:59:17	Straylight	69.500	1	9Alp CMa	-1.4400	11000.	139	14607	No
250	GOM_NL__2PRFIN20041215_130231_000000502033_00024_14607_7740.N1	15-DEC-2004 13:02:31	Straylight	50.000	7	19Bet Ori	0.10000	14000.	100	14607	No
251	GOM_NL__2PRFIN20041215_130447_000000522033_00024_14607_7741.N1	15-DEC-2004 13:04:47	Straylight	51.500	30	46Eps Ori	1.6940	30000.	103	14607	No
252	GOM_NL__2PRFIN20041215_130757_000000672033_00024_14607_7742.N1	15-DEC-2004 13:07:57	Tw_i_and_stray	67.000	14	58Alp Ori	0.87000	3000.0	134	14607	No
253	GOM_NL__2PRFIN20041215_130953_000000512033_00024_14607_7743.N1	15-DEC-2004 13:09:53	Tw_i_and_stray	50.500	13	87Alp Tau	0.86700	3800.0	101	14607	No
254	GOM_NL__2PRFIN20041215_131203_000000382033_00024_14607_7744.N1	15-DEC-2004 13:12:03	Bright	38.000	146	25Eta Tau	2.8730	15200.	76	14607	No
255	GOM_NL__2PRFIN20041215_131412_000000382033_00024_14607_7745.N1	15-DEC-2004 13:14:12	Bright	38.000	150	44Zet Per	2.8900	28000.	76	14607	No
256	GOM_NL__2PRFIN20041215_131629_000000372033_00024_14607_7746.N1	15-DEC-2004 13:16:29	Bright	37.000	149	45Eps Per	2.8880	30000.	74	14607	No
257	GOM_NL__2PRFIN20041215_131841_000000372033_00024_14607_7747.N1	15-DEC-2004 13:18:41	Bright	36.500	175	39Del Per	3.0100	19400.	73	14607	No
258	GOM_NL__2PRFIN20041215_132026_000000392033_00024_14607_7748.N1	15-DEC-2004 13:20:26	Bright	38.500	160	23Gam Per	2.9300	4700.0	77	14607	No
259	GOM_NL__2PRFIN20041215_132338_000000382033_00024_14607_7749.N1	15-DEC-2004 13:23:38	Bright	37.500	110	37Del Cas	2.6780	8900.0	75	14607	No
260	GOM_NL__2PRFIN20041215_133506_000000352033_00024_14607_7750.N1	15-DEC-2004 13:35:06	Bright	34.500	60	7Bet UMi	2.0810	3950.0	69	14607	No
261	GOM_NL__2PRFIN20041215_133658_000000512033_00024_14607_7751.N1	15-DEC-2004 13:36:58	Bright	50.500	82	48Bet UMa	2.3650	10600.	101	14607	No
262	GOM_NL__2PRFIN20041215_133946_000000432033_00024_14607_7752.N1	15-DEC-2004 13:39:46	Bright	43.000	32	77Eps UMa	1.7630	11000.	86	14607	No
263	GOM_NL__2PRFIN20041215_134220_000000402033_00024_14607_7753.N1	15-DEC-2004 13:42:20	Bright	40.000	39	85Eta UMa	1.8540	24000.	80	14607	No
264	GOM_NL__2PRFIN20041215_134539_000000552033_00024_14607_7754.N1	15-DEC-2004 13:45:39	Bright	55.000	180	27Gam Boo	3.0400	8000.0	110	14607	No
265	GOM_NL__2PRFIN20041215_134852_000000372033_00024_14607_7755.N1	15-DEC-2004 13:48:52	Bright	36.500	83		2.3780	11000.	73	14607	No
266	GOM_NL__2PRFIN20041215_135211_000000432033_00024_14607_7756.N1	15-DEC-2004 13:52:11	Bright	42.500	111	8Eta Boo	2.6800	6000.0	85	14607	No
267	GOM_NL__2PRFIN20041215_140206_000000582033_00024_14607_7757.N1	15-DEC-2004 14:02:06	Tw_i_and_stray	57.500	15	67Alp Vir	0.97600	28000.	115	14607	No
268	GOM_NL__2PRFIN20041215_140536_000000512033_00024_14607_7758.N1	15-DEC-2004 14:05:36	Dark	50.500	169	46Gam Hya	2.9910	4700.0	101	14607	No
269	GOM_NL__2PRFIN20041215_140716_000000482033_00024_14607_7759.N1	15-DEC-2004 14:07:16	Dark	47.500	54	5The Cen	2.0550	4500.0	95	14607	No
270	GOM_NL__2PRFIN20041215_140926_000000402033_00024_14607_7760.N1	15-DEC-2004 14:09:26	Dark	40.000	78	Alp Lup	2.3040	28000.	80	14607	No
271	GOM_NL__2PRFIN20041215_141302_000000492033_00024_14607_7761.N1	15-DEC-2004 14:13:02	Dark	49.000	4	Alp1Cen	-0.010000	5800.0	98	14607	No
272	GOM_NL__2PRFIN20041215_141445_000000452033_00025_14608_7729.N1	15-DEC-2004 14:14:45	Dark	45.000	20	Bet Cru	1.2530	30000.	90	14608	No
273	GOM_NL__2PRFIN20041215_141648_000000402033_00025_14608_7730.N1	15-DEC-2004 14:16:48	Dark	39.500	112	Alp Mus	2.6880	26000.	79	14608	No
274	GOM_NL__2PRFIN20041215_142052_000000422033_00025_14608_7731.N1	15-DEC-2004 14:20:52	Dark	41.500	159	Ups Car	2.9200	7200.0	83	14608	No
275	GOM_NL__2PRFIN20041215_142213_000000432033_00025_14608_7732.N1	15-DEC-2004 14:22:13	Dark	42.500	71	Iot Car	2.2460	7700.0	85	14608	No
276	GOM_NL__2PRFIN20041215_142443_000000602033_00025_14608_7733.N1	15-DEC-2004 14:24:43	Dark	59.500	65	Lam Vel	2.2040	4400.0	119	14608	No
277	GOM_NL__2PRFIN20041215_142652_000000492033_00025_14608_7734.N1	15-DEC-2004 14:26:52	Dark	49.000	34	Gam2Vel	1.7930	23000.	98	14608	No
278	GOM_NL__2PRFIN20041215_142859_000000512033_00025_14608_7735.N1	15-DEC-2004 14:28:59	Dark	51.000	2	Alp Car	-0.73600	7000.0	102	14608	No

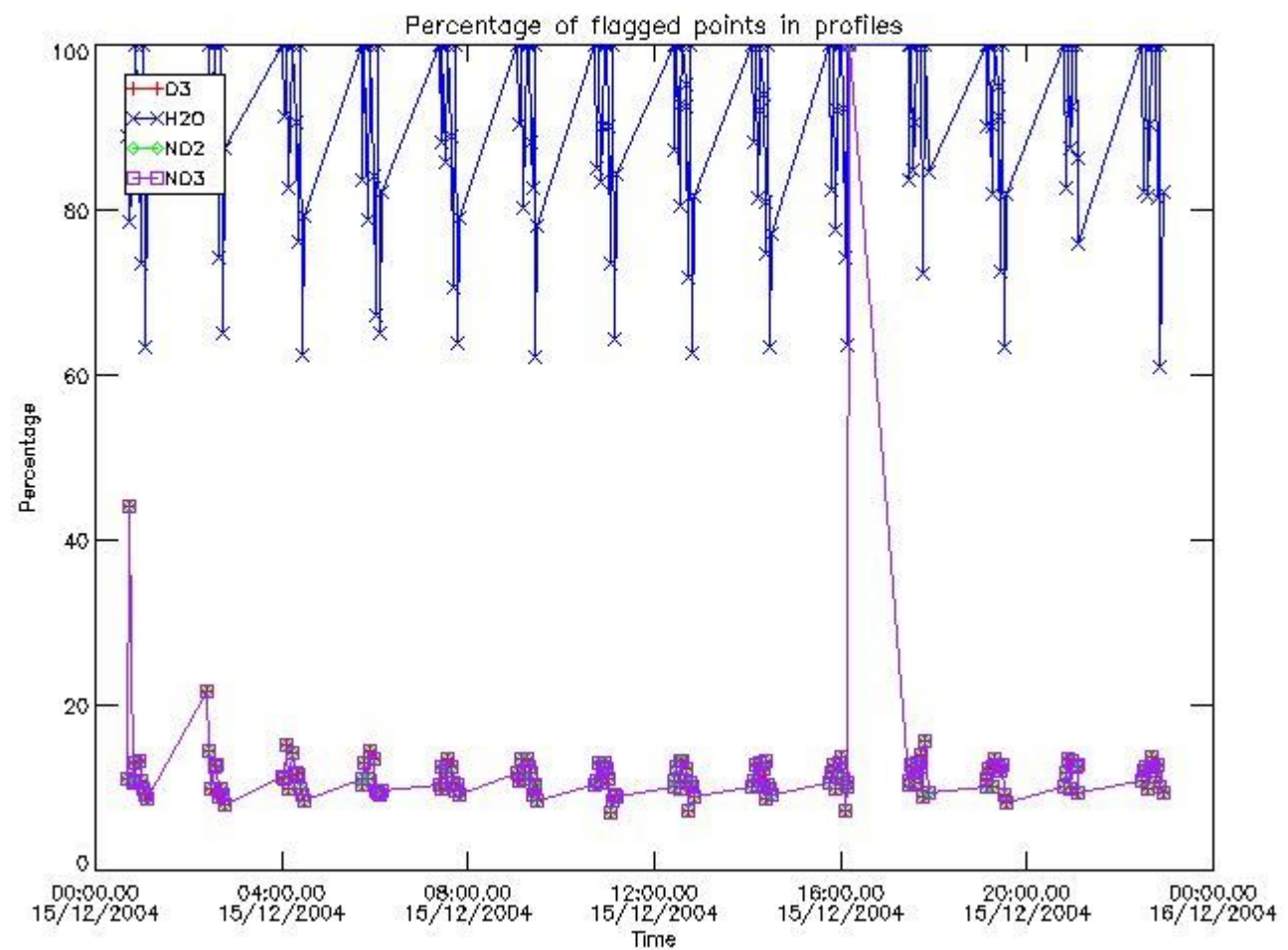
279	GOM_NL__2PRFIN20041215_143145_00000552033_00025_14608_7736.N1	15-DEC-2004 14:31:45	Dark	55.000	117	Pi Pup	2.7060	3800.0	110	14608	No
280	GOM_NL__2PRFIN20041215_143500_00000622033_00025_14608_7737.N1	15-DEC-2004 14:35:00	Straylight	62.000	23	21Eps CMa	1.5020	26000.	124	14608	No
281	GOM_NL__2PRFIN20041215_143649_00000052033_00025_14608_7738.N1	15-DEC-2004 14:36:49	Straylight	5.0000	179	24Omi2CMa	3.0320	24000.	10	14608	No
282	GOM_NL__2PRFIN20041215_143953_00000672033_00025_14608_7739.N1	15-DEC-2004 14:39:53	Straylight	67.000	1	9Alp CMa	-1.4400	11000.	134	14608	No
283	GOM_NL__2PRFIN20041215_144307_00000572033_00025_14608_7740.N1	15-DEC-2004 14:43:07	Straylight	57.000	7	19Bet Ori	0.10000	14000.	114	14608	No
284	GOM_NL__2PRFIN20041215_144522_00000522033_00025_14608_7741.N1	15-DEC-2004 14:45:22	Straylight	51.500	30	46Eps Ori	1.6940	30000.	103	14608	No
285	GOM_NL__2PRFIN20041215_144832_00000672033_00025_14608_7742.N1	15-DEC-2004 14:48:32	Twi_and_stray	67.000	14	58Alp Ori	0.87000	3000.0	134	14608	No
286	GOM_NL__2PRFIN20041215_145027_00000502033_00025_14608_7743.N1	15-DEC-2004 14:50:27	Twi_and_stray	50.000	13	87Alp Tau	0.86700	3800.0	100	14608	No
287	GOM_NL__2PRFIN20041215_145239_00000392033_00025_14608_7744.N1	15-DEC-2004 14:52:39	Bright	39.000	146	25Eta Tau	2.8730	15200.	78	14608	No
288	GOM_NL__2PRFIN20041215_145448_00000402033_00025_14608_7745.N1	15-DEC-2004 14:54:48	Bright	40.000	150	44Zet Per	2.8900	28000.	80	14608	No
289	GOM_NL__2PRFIN20041215_145703_00000412033_00025_14608_7746.N1	15-DEC-2004 14:57:03	Bright	40.500	149	45Eps Per	2.8880	30000.	81	14608	No
290	GOM_NL__2PRFIN20041215_145915_00000402033_00025_14608_7747.N1	15-DEC-2004 14:59:15	Bright	39.500	175	39Del Per	3.0100	19400.	79	14608	No
291	GOM_NL__2PRFIN20041215_150102_00000382033_00025_14608_7748.N1	15-DEC-2004 15:01:02	Bright	37.500	160	23Gam Per	2.9300	4700.0	75	14608	No
292	GOM_NL__2PRFIN20041215_150414_00000372033_00025_14608_7749.N1	15-DEC-2004 15:04:14	Bright	37.000	110	37Del Cas	2.6780	8900.0	74	14608	No
293	GOM_NL__2PRFIN20041215_151059_00000382033_00025_14608_7750.N1	15-DEC-2004 15:10:59	Bright	38.000	49	1Alp UMi	1.9900	6300.0	76	14608	No
294	GOM_NL__2PRFIN20041215_151543_00000392033_00025_14608_7751.N1	15-DEC-2004 15:15:43	Bright	39.000	60	7Bet UMi	2.0810	3950.0	78	14608	No
295	GOM_NL__2PRFIN20041215_151734_00000512033_00025_14608_7752.N1	15-DEC-2004 15:17:34	Bright	51.000	82	48Bet UMa	2.3650	10600.	102	14608	No
296	GOM_NL__2PRFIN20041215_152021_00000422033_00025_14608_7753.N1	15-DEC-2004 15:20:21	Bright	42.000	32	77Eps UMa	1.7630	11000.	84	14608	No
297	GOM_NL__2PRFIN20041215_152254_00000442033_00025_14608_7754.N1	15-DEC-2004 15:22:54	Bright	43.500	39	85Eta UMa	1.8540	24000.	87	14608	No
298	GOM_NL__2PRFIN20041215_152616_00000382033_00025_14608_7755.N1	15-DEC-2004 15:26:16	Bright	37.500	180	27Gam Boo	3.0400	8000.0	75	14608	No
299	GOM_NL__2PRFIN20041215_152928_00000392033_00025_14608_7756.N1	15-DEC-2004 15:29:28	Bright	39.000	83		2.3780	11000.	78	14608	No
300	GOM_NL__2PRFIN20041215_153245_00000472033_00025_14608_7757.N1	15-DEC-2004 15:32:45	Bright	46.500	111	8Eta Boo	2.6800	6000.0	93	14608	No
301	GOM_NL__2PRFIN20041215_154243_00000492033_00025_14608_7758.N1	15-DEC-2004 15:42:43	Twi_and_stray	48.500	15	67Alp Vir	0.97600	28000.	97	14608	No
302	GOM_NL__2PRFIN20041215_154613_00000482033_00025_14608_7759.N1	15-DEC-2004 15:46:13	Dark	48.000	169	46Gam Hya	2.9910	4700.0	96	14608	No
303	GOM_NL__2PRFIN20041215_154753_00000432033_00025_14608_7760.N1	15-DEC-2004 15:47:53	Dark	43.000	54	5The Cen	2.0550	4500.0	86	14608	No
304	GOM_NL__2PRFIN20041215_155002_00000402033_00025_14608_7761.N1	15-DEC-2004 15:50:02	Dark	40.000	78	Alp Lup	2.3040	28000.	80	14608	No
305	GOM_NL__2PRFIN20041215_155338_00000522033_00025_14608_7762.N1	15-DEC-2004 15:53:38	Dark	52.000	4	Alp1Cen	-0.010000	5800.0	104	14608	No
306	GOM_NL__2PRFIN20041215_155524_00000452033_00026_14609_7729.N1	15-DEC-2004 15:55:24	Dark	45.000	20	Bet Cru	1.2530	30000.	90	14609	No
307	GOM_NL__2PRFIN20041215_155726_00000392033_00026_14609_7730.N1	15-DEC-2004 15:57:26	Dark	39.000	112	Alp Mus	2.6880	26000.	78	14609	No
308	GOM_NL__2PRFIN20041215_160129_00000412033_00026_14609_7731.N1	15-DEC-2004 16:01:29	Dark	41.000	159	Ups Car	2.9200	7200.0	82	14609	No
309	GOM_NL__2PRFIN20041215_160250_00000462033_00026_14609_7732.N1	15-DEC-2004 16:02:50	Dark	46.000	71	lot Car	2.2460	7700.0	92	14609	No
310	GOM_NL__2PRFIN20041215_160520_00000702033_00026_14609_7733.N1	15-DEC-2004 16:05:20	Dark	70.000	65	Lam Vel	2.2040	4400.0	140	14609	No
311	GOM_NL__2PRFIN20041215_160729_00000492033_00026_14609_7734.N1	15-DEC-2004 16:07:29	Dark	48.500	34	Gam2Vel	1.7930	23000.	97	14609	No
312	GOM_NL__2PRFIN20041215_160937_00000502033_00026_14609_7735.N1	15-DEC-2004 16:09:37	Dark	50.000	2	Alp Car	-0.73600	7000.0	100	14609	No
313	GOM_NL__2PRFIN20041215_161221_00000062033_00026_14609_7736.N1	15-DEC-2004 16:12:21	Dark	6.0000	117	Pi Pup	2.7060	3800.0	12	14609	No
314	GOM_NL__2PRFIN20041215_161534_00000632033_00026_14609_7737.N1	15-DEC-2004 16:15:34	Straylight	62.500	23	21Eps CMa	1.5020	26000.	125	14609	No
315	GOM_NL__2PRFIN20041215_161725_00000562033_00026_14609_7738.N1	15-DEC-2004 16:17:25	Straylight	55.500	179	24Omi2CMa	3.0320	24000.	111	14609	No
316	GOM_NL__2PRFIN20041215_162029_00000712033_00026_14609_7739.N1	15-DEC-2004 16:20:29	Straylight	71.000	1	9Alp CMa	-1.4400	11000.	142	14609	No
317	GOM_NL__2PRFIN20041215_162341_00000532033_00026_14609_7740.N1	15-DEC-2004 16:23:41	Straylight	53.000	7	19Bet Ori	0.10000	14000.	106	14609	No
318	GOM_NL__2PRFIN20041215_162556_00000522033_00026_14609_7741.N1	15-DEC-2004 16:25:56	Straylight	51.500	30	46Eps Ori	1.6940	30000.	103	14609	No
319	GOM_NL__2PRFIN20041215_162906_00000672033_00026_14609_7742.N1	15-DEC-2004 16:29:06	Twi_and_stray	67.000	14	58Alp Ori	0.87000	3000.0	134	14609	No
320	GOM_NL__2PRFIN20041215_163103_00000542033_00026_14609_7743.N1	15-DEC-2004 16:31:03	Twi_and_stray	54.000	13	87Alp Tau	0.86700	3800.0	108	14609	No
321	GOM_NL__2PRFIN20041215_163314_00000402033_00026_14609_7744.N1	15-DEC-2004 16:33:14	Bright	39.500	146	25Eta Tau	2.8730	15200.	79	14609	No
322	GOM_NL__2PRFIN20041215_163524_00000392033_00026_14609_7745.N1	15-DEC-2004 16:35:24	Bright	38.500	150	44Zet Per	2.8900	28000.	77	14609	No
323	GOM_NL__2PRFIN20041215_163741_00000372033_00026_14609_7746.N1	15-DEC-2004 16:37:41	Bright	36.500	149	45Eps Per	2.8880	30000.	73	14609	No
324	GOM_NL__2PRFIN20041215_163953_00000382033_00026_14609_7747.N1	15-DEC-2004 16:39:53	Bright	37.500	175	39Del Per	3.0100	19400.	75	14609	No
325	GOM_NL__2PRFIN20041215_164139_00000382033_00026_14609_7748.N1	15-DEC-2004 16:41:39	Bright	37.500	160	23Gam Per	2.9300	4700.0	75	14609	No
326	GOM_NL__2PRFIN20041215_164448_00000402033_00026_14609_7749.N1	15-DEC-2004 16:44:48	Bright	39.500	110	37Del Cas	2.6780	8900.0	79	14609	No
327	GOM_NL__2PRFIN20041215_165135_00000382033_00026_14609_7750.N1	15-DEC-2004 16:51:35	Bright	38.000	49	1Alp UMi	1.9900	6300.0	76	14609	No
328	GOM_NL__2PRFIN20041215_165618_00000402033_00026_14609_7751.N1	15-DEC-2004 16:56:18	Bright	39.500	60	7Bet UMi	2.0810	3950.0	79	14609	No
329	GOM_NL__2PRFIN20041215_165809_00000532033_00026_14609_7752.N1	15-DEC-2004 16:58:09	Bright	53.000	82	48Bet UMa	2.3650	10600.	106	14609	No
330	GOM_NL__2PRFIN20041215_170057_00000452033_00026_14609_7753.N1	15-DEC-2004 17:00:57	Bright	44.500	32	77Eps UMa	1.7630	11000.	89	14609	No
331	GOM_NL__2PRFIN20041215_170331_00000392033_00026_14609_7754.N1	15-DEC-2004 17:03:31	Bright	39.000	39	85Eta UMa	1.8540	24000.	78	14609	No
332	GOM_NL__2PRFIN20041215_170652_00000382033_00026_14609_7755.N1	15-DEC-2004 17:06:52	Bright	37.500	180	27Gam Boo	3.0400	8000.0	75	14609	No
333	GOM_NL__2PRFIN20041215_171004_00000372033_00026_14609_7756.N1	15-DEC-2004 17:10:04	Bright	37.000	83		2.3780	11000.	74	14609	No
334	GOM_NL__2PRFIN20041215_171323_00000442033_00026_14609_7757.N1	15-DEC-2004 17:13:23	Bright	44.000	111	8Eta Boo	2.6800	6000.0	88	14609	No
335	GOM_NL__2PRFIN20041215_172320_00000532033_00026_14609_7758.N1	15-DEC-2004 17:23:20	Twi_and_stray	52.500	15	67Alp Vir	0.97600	28000.	105	14609	No
336	GOM_NL__2PRFIN20041215_172650_00000502033_00026_14609_7759.N1	15-DEC-2004 17:26:50	Dark	49.500	169	46Gam Hya	2.9910	4700.0	99	14609	No
337	GOM_NL__2PRFIN20041215_172830_00000472033_00026_14609_7760.N1	15-DEC-2004 17:28:30	Dark	46.500	54	5The Cen	2.0550	4500.0	93	14609	No

338	GOM_NL__2PRFIN20041215_173039_000000402033_00026_14609_7761.N1	15-DEC-2004 17:30:39	Dark	40.000	78	Alp Lup	2.3040	28000.	80	14609	No
339	GOM_NL__2PRFIN20041215_173414_000000442033_00026_14609_7762.N1	15-DEC-2004 17:34:14	Dark	43.500	4	Alp1Cen	-0.010000	5800.0	87	14609	No
340	GOM_NL__2PRFIN20041215_173601_000000482033_00027_14610_7729.N1	15-DEC-2004 17:36:01	Dark	48.000	20	Bet Cru	1.2530	30000.	96	14610	No
341	GOM_NL__2PRFIN20041215_173802_000000402033_00027_14610_7730.N1	15-DEC-2004 17:38:02	Dark	39.500	112	Alp Mus	2.6880	26000.	79	14610	No
342	GOM_NL__2PRFIN20041215_174206_000000412033_00027_14610_7731.N1	15-DEC-2004 17:42:06	Dark	40.500	159	Ups Car	2.9200	7200.0	81	14610	No
343	GOM_NL__2PRFIN20041215_174327_000000442033_00027_14610_7732.N1	15-DEC-2004 17:43:27	Dark	43.500	71	Iot Car	2.2460	7700.0	87	14610	No
344	GOM_NL__2PRFIN20041215_174521_000000572033_00027_14610_7733.N1	15-DEC-2004 17:45:21	Dark	56.500	41	Eps Car	1.8600	4100.0	113	14610	No
345	GOM_NL__2PRFIN20041215_174806_000000322033_00027_14610_7734.N1	15-DEC-2004 17:48:06	Dark	32.000	34	Gam2Vel	1.7930	23000.	64	14610	No
346	GOM_NL__2PRFIN20041215_175258_000000592033_00027_14610_7735.N1	15-DEC-2004 17:52:58	Dark	59.000	117	Pi Pup	2.7060	3800.0	118	14610	No
347	GOM_NL__2PRFIN20041215_175611_000000622033_00027_14610_7736.N1	15-DEC-2004 17:56:11	Straylight	62.000	23	21Eps CMa	1.5020	26000.	124	14610	No
348	GOM_NL__2PRFIN20041215_175802_000000582033_00027_14610_7737.N1	15-DEC-2004 17:58:02	Straylight	58.000	179	24Omi2CMa	3.0320	24000.	116	14610	No
349	GOM_NL__2PRFIN20041215_180105_000000742033_00027_14610_7738.N1	15-DEC-2004 18:01:05	Straylight	74.000	1	9Alp CMa	-1.4400	11000.	148	14610	No
350	GOM_NL__2PRFIN20041215_180417_000000552033_00027_14610_7739.N1	15-DEC-2004 18:04:17	Straylight	54.500	7	19Bet Ori	0.10000	14000.	109	14610	No
351	GOM_NL__2PRFIN20041215_180635_000000512033_00027_14610_7740.N1	15-DEC-2004 18:06:35	Straylight	50.500	30	46Eps Ori	1.6940	30000.	101	14610	No
352	GOM_NL__2PRFIN20041215_180942_000000672033_00027_14610_7741.N1	15-DEC-2004 18:09:42	Twi_and_stray	67.000	14	58Alp Ori	0.87000	3000.0	134	14610	No
353	GOM_NL__2PRFIN20041215_181140_000000542033_00027_14610_7742.N1	15-DEC-2004 18:11:40	Twi_and_stray	54.000	13	87Alp Tau	0.86700	3800.0	108	14610	No
354	GOM_NL__2PRFIN20041215_181348_000000412033_00027_14610_7743.N1	15-DEC-2004 18:13:48	Bright	40.500	146	25Eta Tau	2.8730	15200.	81	14610	No
355	GOM_NL__2PRFIN20041215_181600_000000382033_00027_14610_7744.N1	15-DEC-2004 18:16:00	Bright	38.000	150	44Zet Per	2.8900	28000.	76	14610	No
356	GOM_NL__2PRFIN20041215_181817_000000382033_00027_14610_7745.N1	15-DEC-2004 18:18:17	Bright	38.000	149	45Eps Per	2.8880	30000.	76	14610	No
357	GOM_NL__2PRFIN20041215_182029_000000372033_00027_14610_7746.N1	15-DEC-2004 18:20:29	Bright	37.000	175	39Del Per	3.0100	19400.	74	14610	No
358	GOM_NL__2PRFIN20041215_182213_000000412033_00027_14610_7747.N1	15-DEC-2004 18:22:13	Bright	40.500	160	23Gam Per	2.9300	4700.0	81	14610	No
359	GOM_NL__2PRFIN20041215_182527_000000392033_00027_14610_7748.N1	15-DEC-2004 18:25:27	Bright	38.500	110	37Del Cas	2.6780	8900.0	77	14610	No
360	GOM_NL__2PRFIN20041215_183209_000000402033_00027_14610_7749.N1	15-DEC-2004 18:32:09	Bright	40.000	49	1Alp UMi	1.9900	6300.0	80	14610	No
361	GOM_NL__2PRFIN20041215_183653_000000372033_00027_14610_7750.N1	15-DEC-2004 18:36:53	Bright	36.500	60	7Bet UMi	2.0810	3950.0	73	14610	No
362	GOM_NL__2PRFIN20041215_183844_000000522033_00027_14610_7751.N1	15-DEC-2004 18:38:44	Bright	52.000	82	48Bet UMa	2.3650	10600.	104	14610	No
363	GOM_NL__2PRFIN20041215_184133_000000442033_00027_14610_7752.N1	15-DEC-2004 18:41:33	Bright	44.000	32	77Eps UMa	1.7630	11000.	88	14610	No
364	GOM_NL__2PRFIN20041215_184407_000000422033_00027_14610_7753.N1	15-DEC-2004 18:44:07	Bright	41.500	39	85Eta UMa	1.8540	24000.	83	14610	No
365	GOM_NL__2PRFIN20041215_184728_000000402033_00027_14610_7754.N1	15-DEC-2004 18:47:28	Bright	39.500	180	27Gam Boo	3.0400	8000.0	79	14610	No
366	GOM_NL__2PRFIN20041215_185041_000000382033_00027_14610_7755.N1	15-DEC-2004 18:50:41	Bright	38.000	83		2.3780	11000.	76	14610	No
367	GOM_NL__2PRFIN20041215_185357_000000462033_00027_14610_7756.N1	15-DEC-2004 18:53:57	Bright	45.500	111	8Eta Boo	2.6800	6000.0	91	14610	No
368	GOM_NL__2PRFIN20041215_185758_000000542033_00027_14610_7757.N1	15-DEC-2004 18:57:58	Bright	54.000	138	47Eps Vir	2.8280	4700.0	108	14610	No
369	GOM_NL__2PRFIN20041215_190356_000000572033_00027_14610_7758.N1	15-DEC-2004 19:03:56	Twi_and_stray	57.000	15	67Alp Vir	0.97600	28000.	114	14610	No
370	GOM_NL__2PRFIN20041215_190726_000000512033_00027_14610_7759.N1	15-DEC-2004 19:07:26	Dark	50.500	169	46Gam Hya	2.9910	4700.0	101	14610	No
371	GOM_NL__2PRFIN20041215_190903_000000462033_00027_14610_7760.N1	15-DEC-2004 19:09:03	Dark	45.500	54	5The Cen	2.0550	4500.0	91	14610	No
372	GOM_NL__2PRFIN20041215_191115_000000422033_00027_14610_7761.N1	15-DEC-2004 19:11:15	Dark	41.500	78	Alp Lup	2.3040	28000.	83	14610	No
373	GOM_NL__2PRFIN20041215_191450_000000512033_00027_14610_7762.N1	15-DEC-2004 19:14:50	Dark	50.500	4	Alp1Cen	-0.010000	5800.0	101	14610	No
374	GOM_NL__2PRFIN20041215_191637_000000412033_00028_14611_7840.N1	15-DEC-2004 19:16:37	Dark	41.000	20	Bet Cru	1.2530	30000.	82	14611	No
375	GOM_NL__2PRFIN20041215_191839_000000382033_00028_14611_7841.N1	15-DEC-2004 19:18:39	Dark	37.500	112	Alp Mus	2.6880	26000.	75	14611	No
376	GOM_NL__2PRFIN20041215_192242_000000402033_00028_14611_7842.N1	15-DEC-2004 19:22:42	Dark	40.000	159	Ups Car	2.9200	7200.0	80	14611	No
377	GOM_NL__2PRFIN20041215_192404_000000412033_00028_14611_7843.N1	15-DEC-2004 19:24:04	Dark	41.000	71	Iot Car	2.2460	7700.0	82	14611	No
378	GOM_NL__2PRFIN20041215_192558_000000432033_00028_14611_7844.N1	15-DEC-2004 19:25:58	Dark	42.500	41	Eps Car	1.8600	4100.0	85	14611	No
379	GOM_NL__2PRFIN20041215_192843_000000402033_00028_14611_7845.N1	15-DEC-2004 19:28:43	Dark	39.500	34	Gam2Vel	1.7930	23000.	79	14611	No
380	GOM_NL__2PRFIN20041215_193050_000000552033_00028_14611_7846.N1	15-DEC-2004 19:30:50	Dark	55.000	2	Alp Car	-0.73600	7000.0	110	14611	No
381	GOM_NL__2PRFIN20041215_193334_000000622033_00028_14611_7847.N1	15-DEC-2004 19:33:34	Dark	61.500	117	Pi Pup	2.7060	3800.0	123	14611	No
382	GOM_NL__2PRFIN20041215_193647_000000622033_00028_14611_7848.N1	15-DEC-2004 19:36:47	Straylight	62.000	23	21Eps CMa	1.5020	26000.	124	14611	No
383	GOM_NL__2PRFIN20041215_193837_000000572033_00028_14611_7849.N1	15-DEC-2004 19:38:37	Straylight	56.500	179	24Omi2CMa	3.0320	24000.	113	14611	No
384	GOM_NL__2PRFIN20041215_194141_000000662033_00028_14611_7850.N1	15-DEC-2004 19:41:41	Straylight	66.000	1	9Alp CMa	-1.4400	11000.	132	14611	No
385	GOM_NL__2PRFIN20041215_194455_000000522033_00028_14611_7851.N1	15-DEC-2004 19:44:55	Straylight	52.000	7	19Bet Ori	0.10000	14000.	104	14611	No
386	GOM_NL__2PRFIN20041215_194711_000000512033_00028_14611_7852.N1	15-DEC-2004 19:47:11	Straylight	50.500	30	46Eps Ori	1.6940	30000.	101	14611	No
387	GOM_NL__2PRFIN20041215_195019_000000672033_00028_14611_7853.N1	15-DEC-2004 19:50:19	Twi_and_stray	67.000	14	58Alp Ori	0.87000	3000.0	134	14611	No
388	GOM_NL__2PRFIN20041215_195216_000000542033_00028_14611_7854.N1	15-DEC-2004 19:52:16	Twi_and_stray	54.000	13	87Alp Tau	0.86700	3800.0	108	14611	No
389	GOM_NL__2PRFIN20041215_195427_000000372033_00028_14611_7855.N1	15-DEC-2004 19:54:27	Bright	37.000	146	25Eta Tau	2.8730	15200.	74	14611	No
390	GOM_NL__2PRFIN20041215_195637_000000372033_00028_14611_7856.N1	15-DEC-2004 19:56:37	Bright	36.500	150	44Zet Per	2.8900	28000.	73	14611	No
391	GOM_NL__2PRFIN20041215_195854_000000372033_00028_14611_7857.N1	15-DEC-2004 19:58:54	Bright	36.500	149	45Eps Per	2.8880	30000.	73	14611	No
392	GOM_NL__2PRFIN20041215_200105_000000362033_00028_14611_7858.N1	15-DEC-2004 20:01:05	Bright	36.000	175	39Del Per	3.0100	19400.	72	14611	No
393	GOM_NL__2PRFIN20041215_200251_000000382033_00028_14611_7859.N1	15-DEC-2004 20:02:51	Bright	37.500	160	23Gam Per	2.9300	4700.0	75	14611	No
394	GOM_NL__2PRFIN20041215_200604_000000382033_00028_14611_7860.N1	15-DEC-2004 20:06:04	Bright	38.000	110	37Del Cas	2.6780	8900.0	76	14611	No
395	GOM_NL__2PRFIN20041215_201247_000000372033_00028_14611_7861.N1	15-DEC-2004 20:12:47	Bright	37.000	49	1Alp UMi	1.9900	6300.0	74	14611	No
396	GOM_NL__2PRFIN20041215_201730_000000412033_00028_14611_7862.N1	15-DEC-2004 20:17:30	Bright	40.500	60	7Bet UMi	2.0810	3950.0	81	14611	No



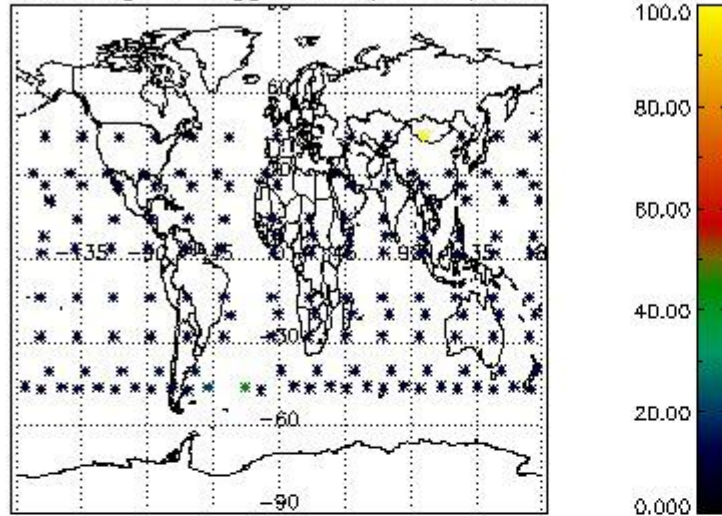


3.1 Plot quality information per product (time dependant)

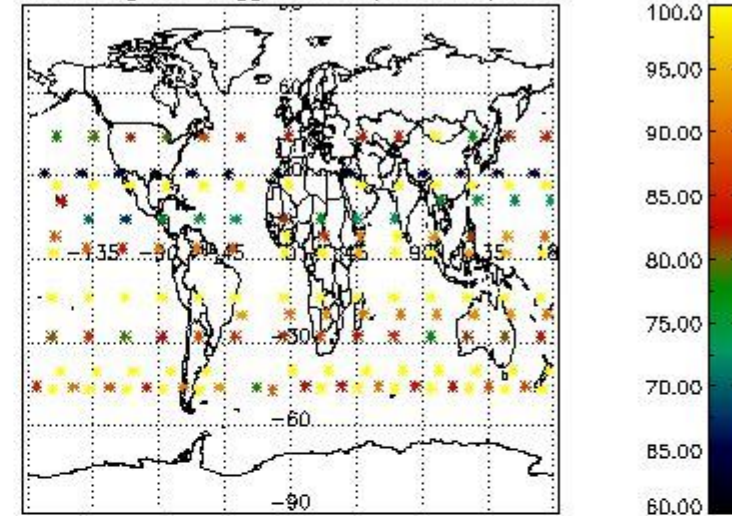


3.2 Plot quality information per product (world map)

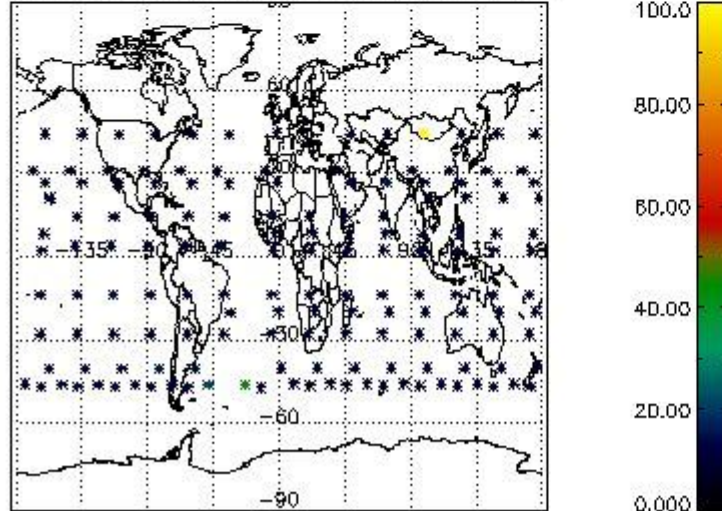
Percentage of flagged data per O3 profile



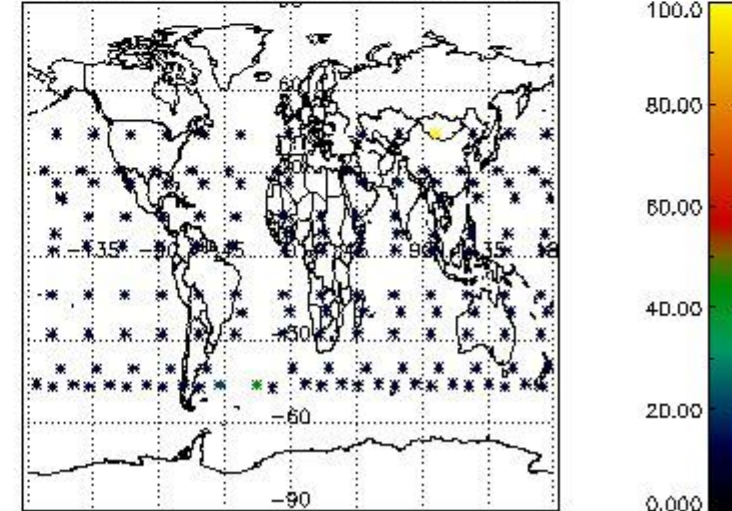
Percentage of flagged data per H2O profile



Percentage of flagged data per NO2 profile



Percentage of flagged data per NO3 profile

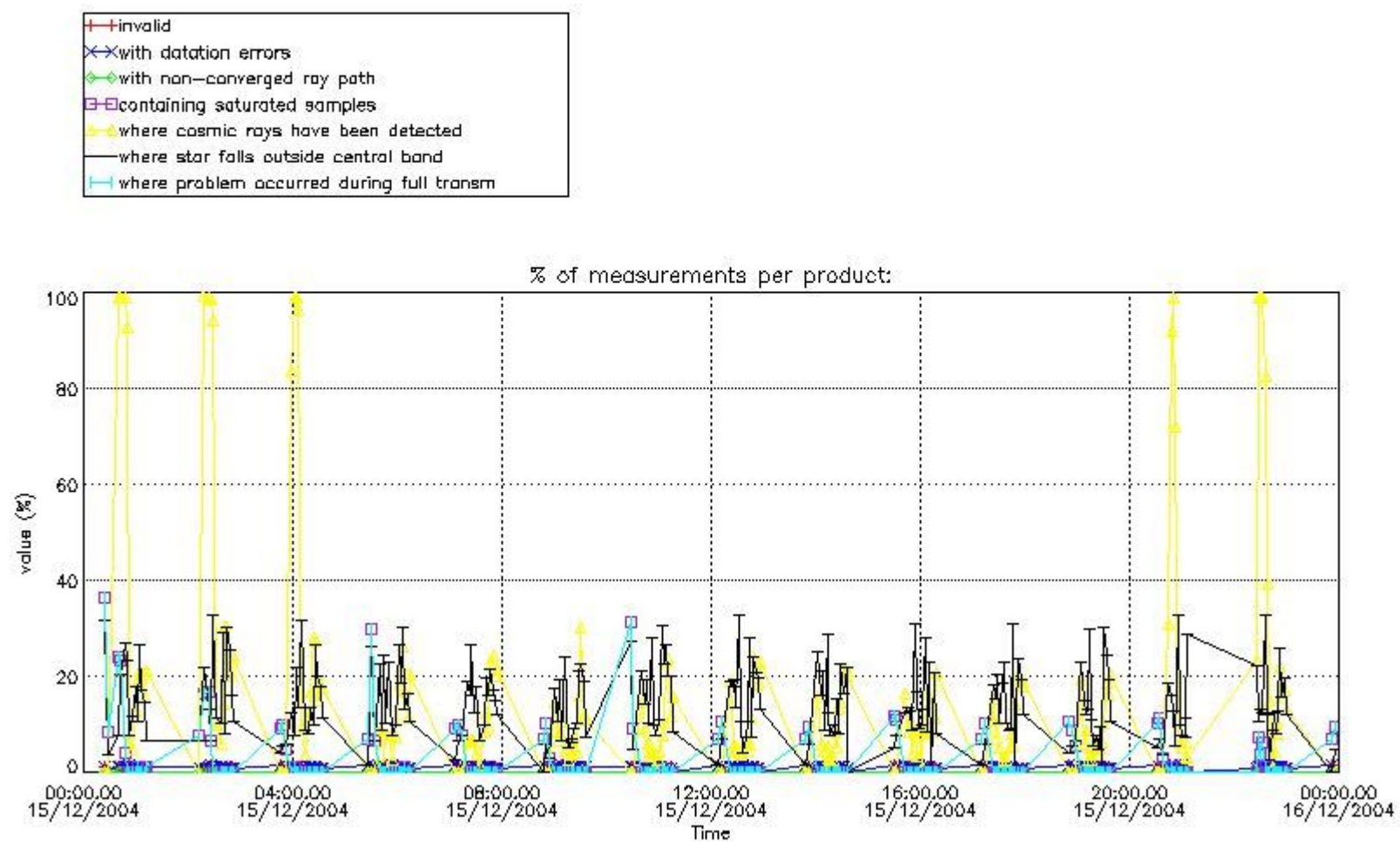


#### 4. Level 1 quality information per product

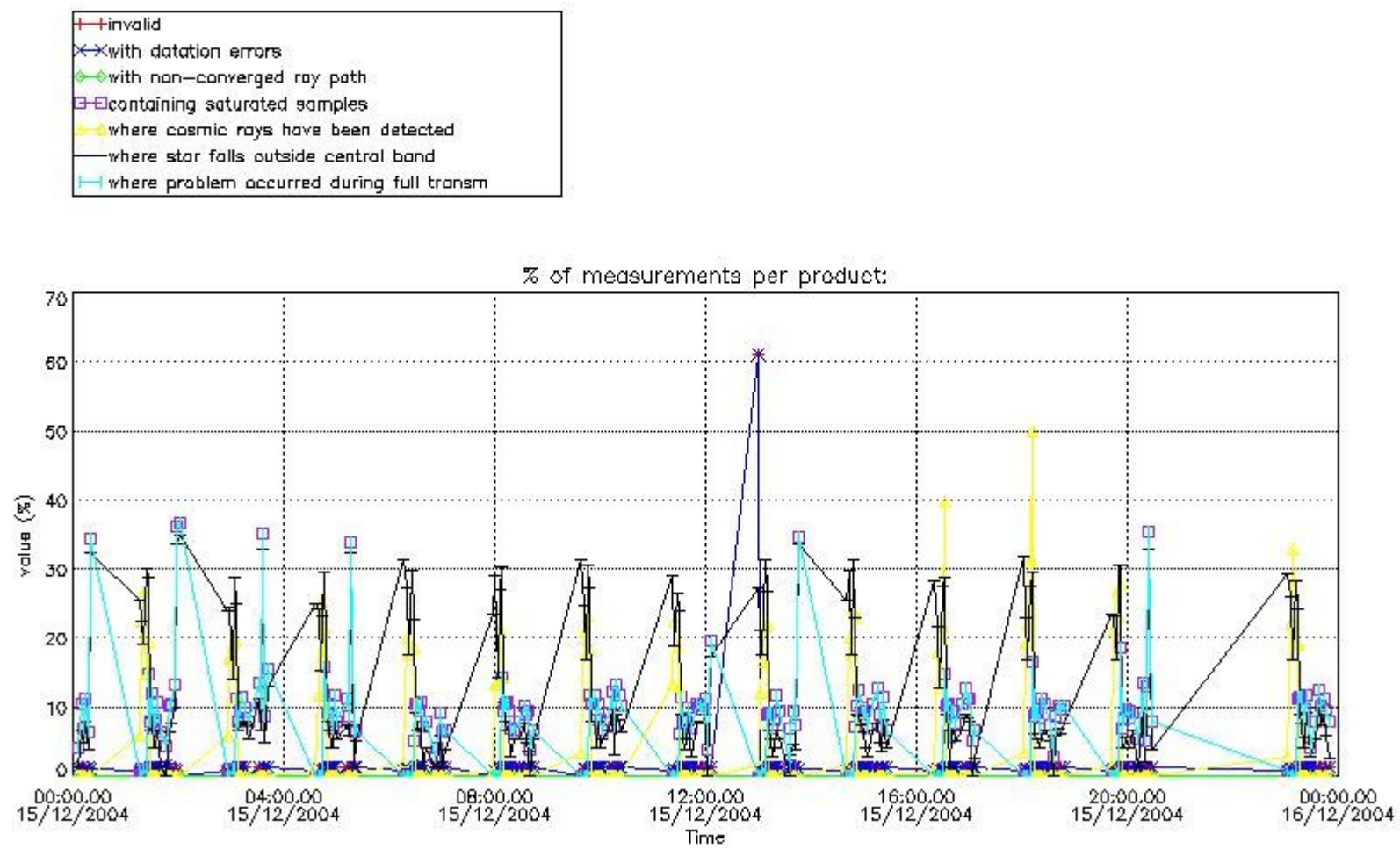
In this section it is plotted some information contained in the Quality Summary data set of the level 2 products that comes from the level 1b processing. Products without errors (error flag in the MPH set to "0") are used.

##### 4.1 Plot quality information per product (time dependant) coming from level 1b processing

##### 4.1.1 Plot level 1 quality information per product (time dependant): ENVISAT ASCENDING passes

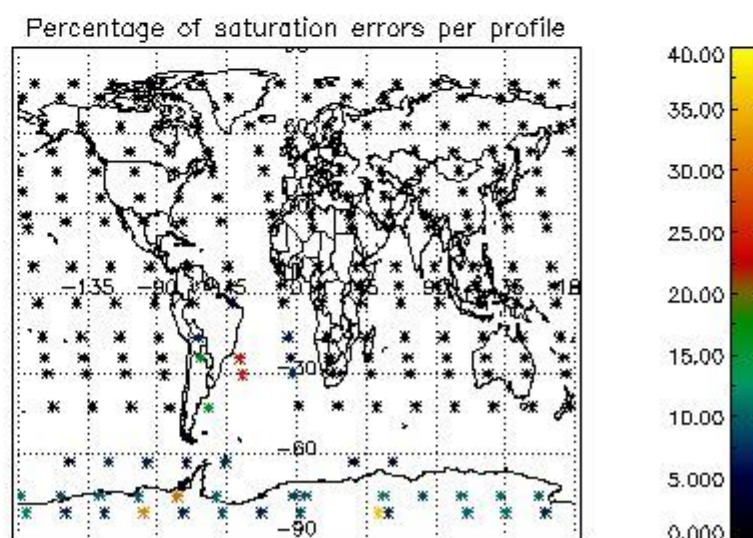
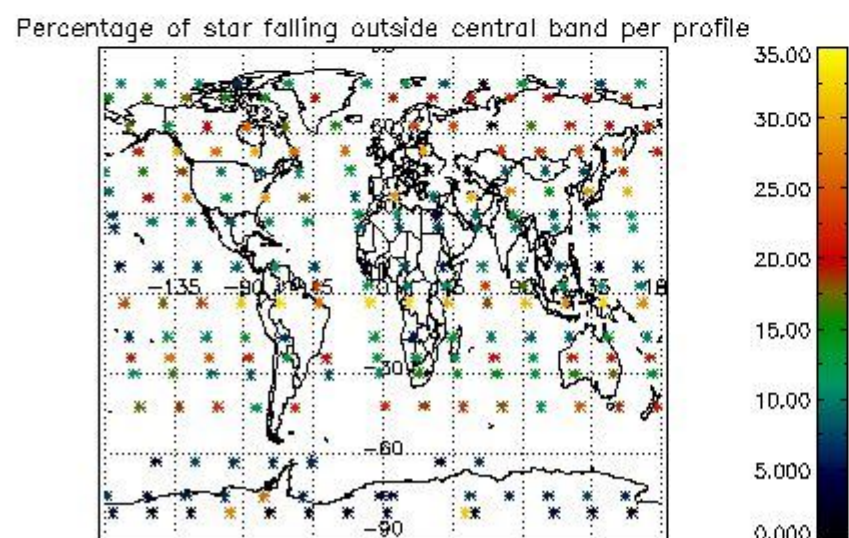
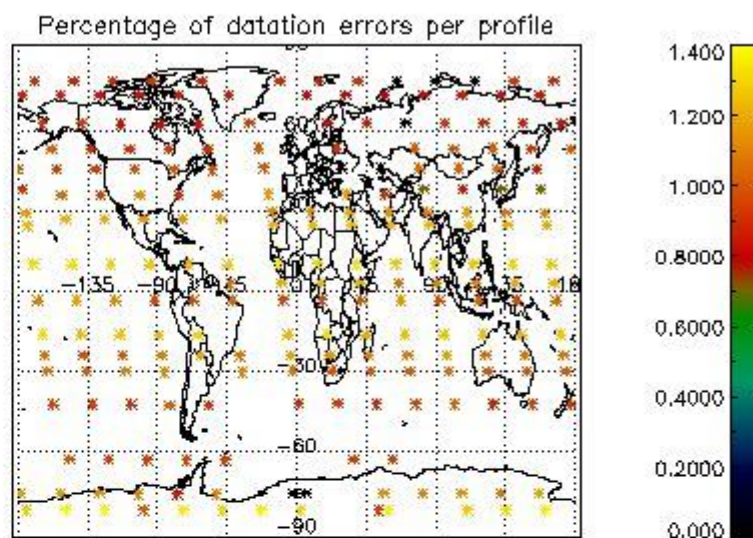
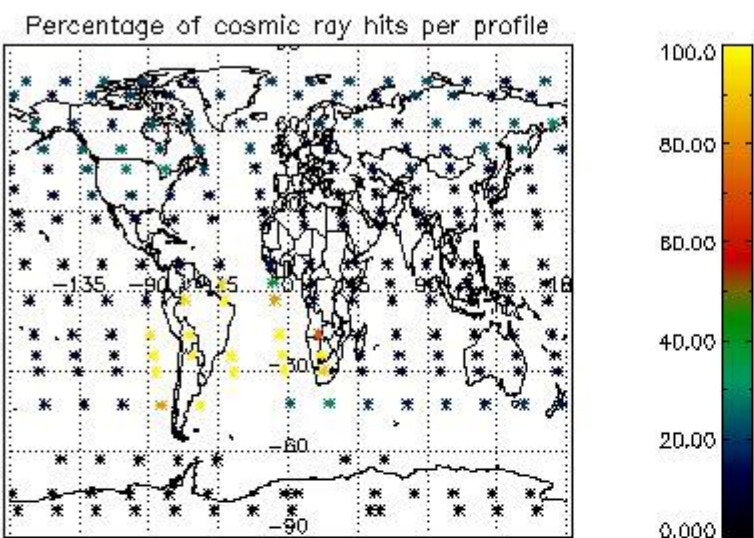


4.1.2 Plot level 1 quality information per product (time dependant): ENVI SAT DESCENDING passes

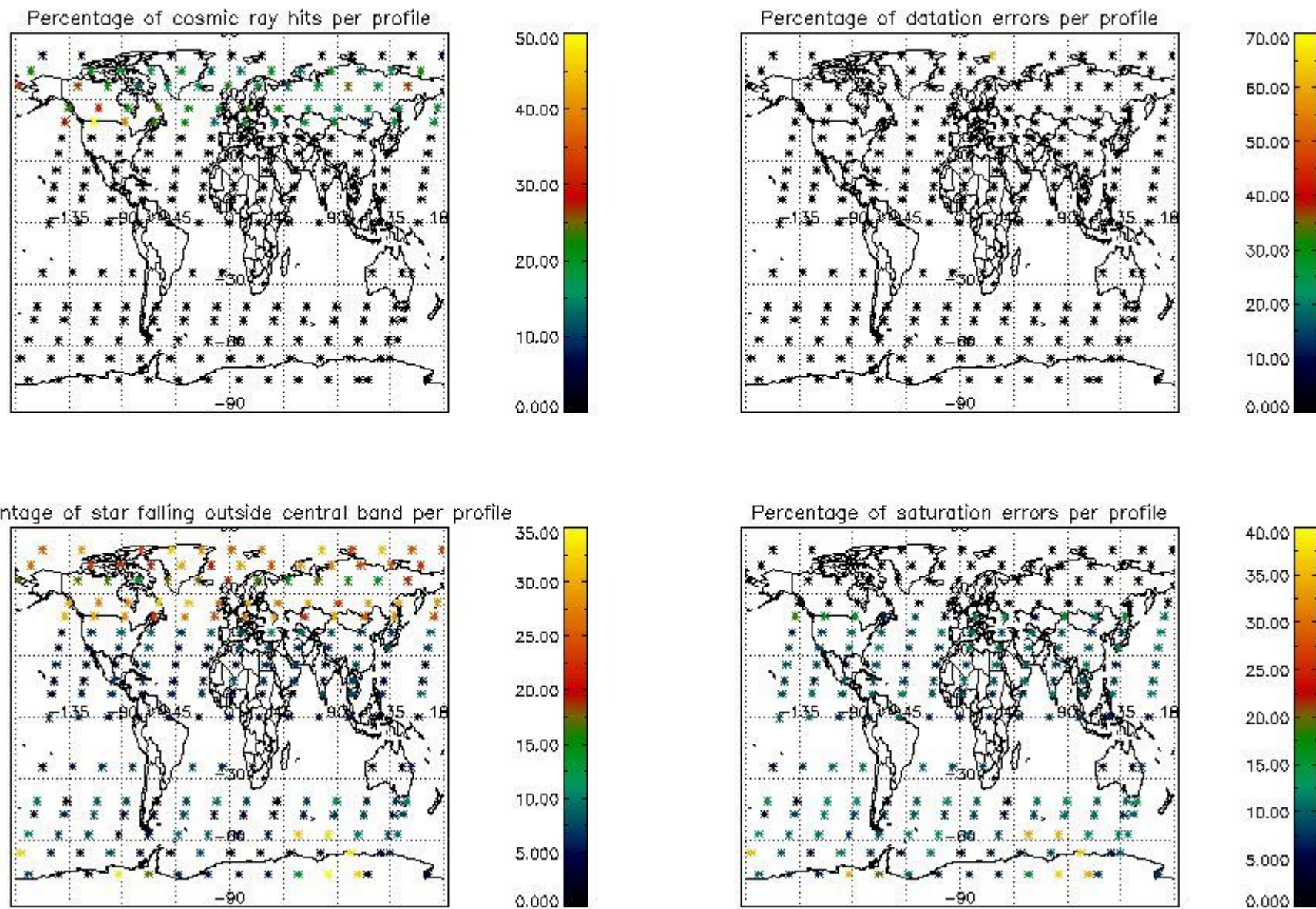


4.2 Plot quality information per product coming from level 1b processing (world map)

4.2.1 Plot level 1 quality information per product (world map): ENVISAT ASCENDING passes



4.2.2 Plot level 1 quality information per product (world map): ENVISAT DESCENDING passes



## 5. Trace gas profiles

### 5.1 Ozone statistics based on quality of products

The final quality of the products can be "measured" using the STD (Standard Deviation) attached to every point profile. This information is written to the parameter GOM\_NL\_\_2P/NL\_LOCAL\_SPECIES\_DENSITY/o3\_std of the level 2 products. The table below shows the statistics for given STD ranges.

The statistics are given with respect to the overall valid production:

- Products without fatal errors: GOM\_NL\_\_2P/MPH/PRODUCT\_ERR=0
- Valid point profile: GOM\_NL\_\_2P/NL\_LOCAL\_SPECIES\_DENSITY/pcd(0)=0

The 'Criteria' is applied to valid points of dark limb products:

- Products in dark limb illumination condition: GOM\_NL\_\_2P/NL\_SUMMARY\_QUALITY/obs\_ill\_cond=0
- Products without fatal errors: GOM\_NL\_\_2P/MPH/PRODUCT\_ERR=0
- Valid point profile: GOM\_NL\_\_2P/NL\_LOCAL\_SPECIES\_DENSITY/pcd(0)=0

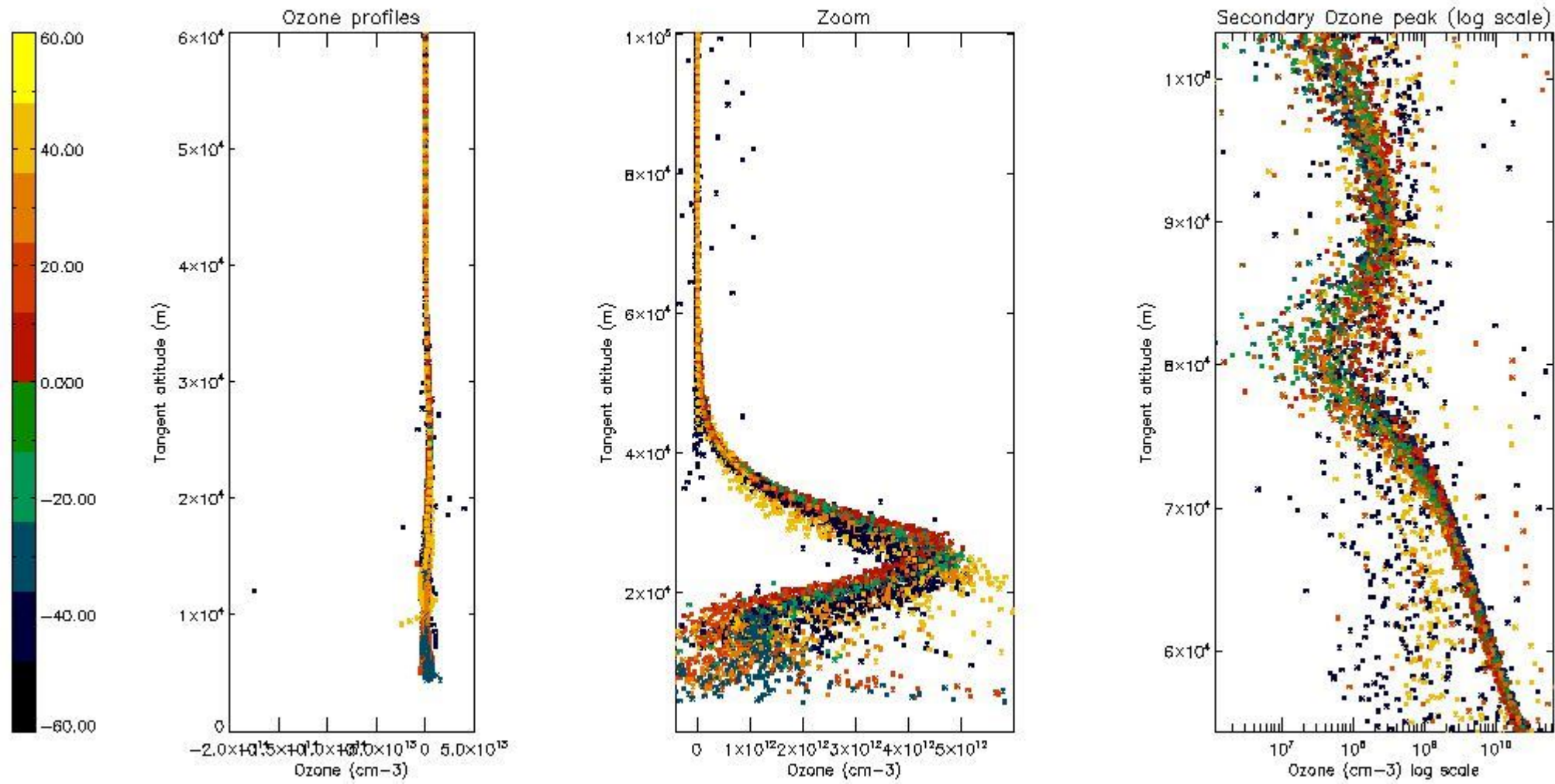
So, the table below shows the percentage of dark limb and valid observations for each criteria with respect to the overall valid daily observations.

Criteria	% of total production
All STD	34
STD < 20	17

STD < 10	13
STD < 5	8

5.2 Plot ozone profiles for all STD (dark without errors)

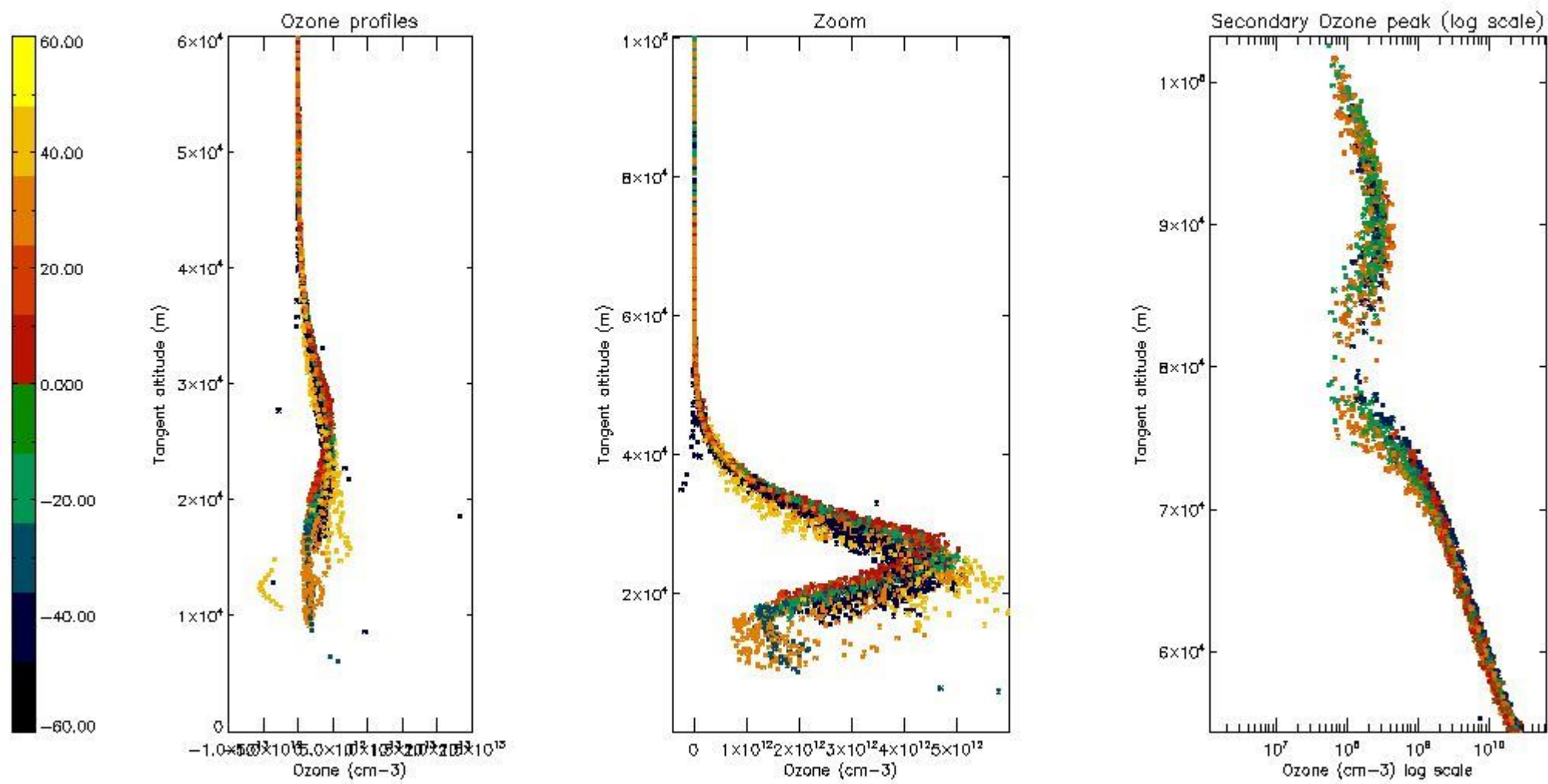
The colorbar represents the latitude.



5.3 Plot ozone profiles where STD < 20% (dark without errors)

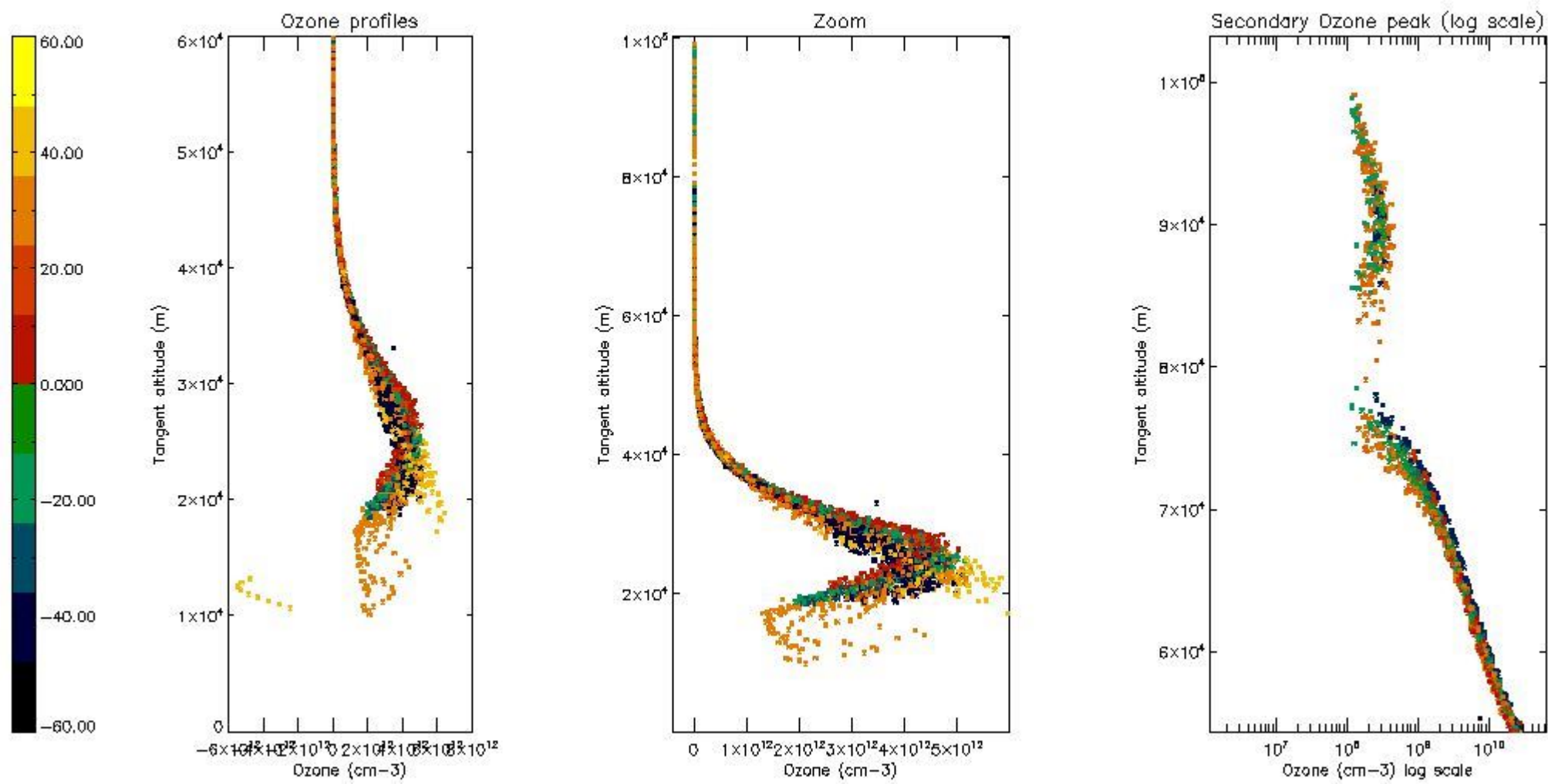
The colorbar represents the latitude.





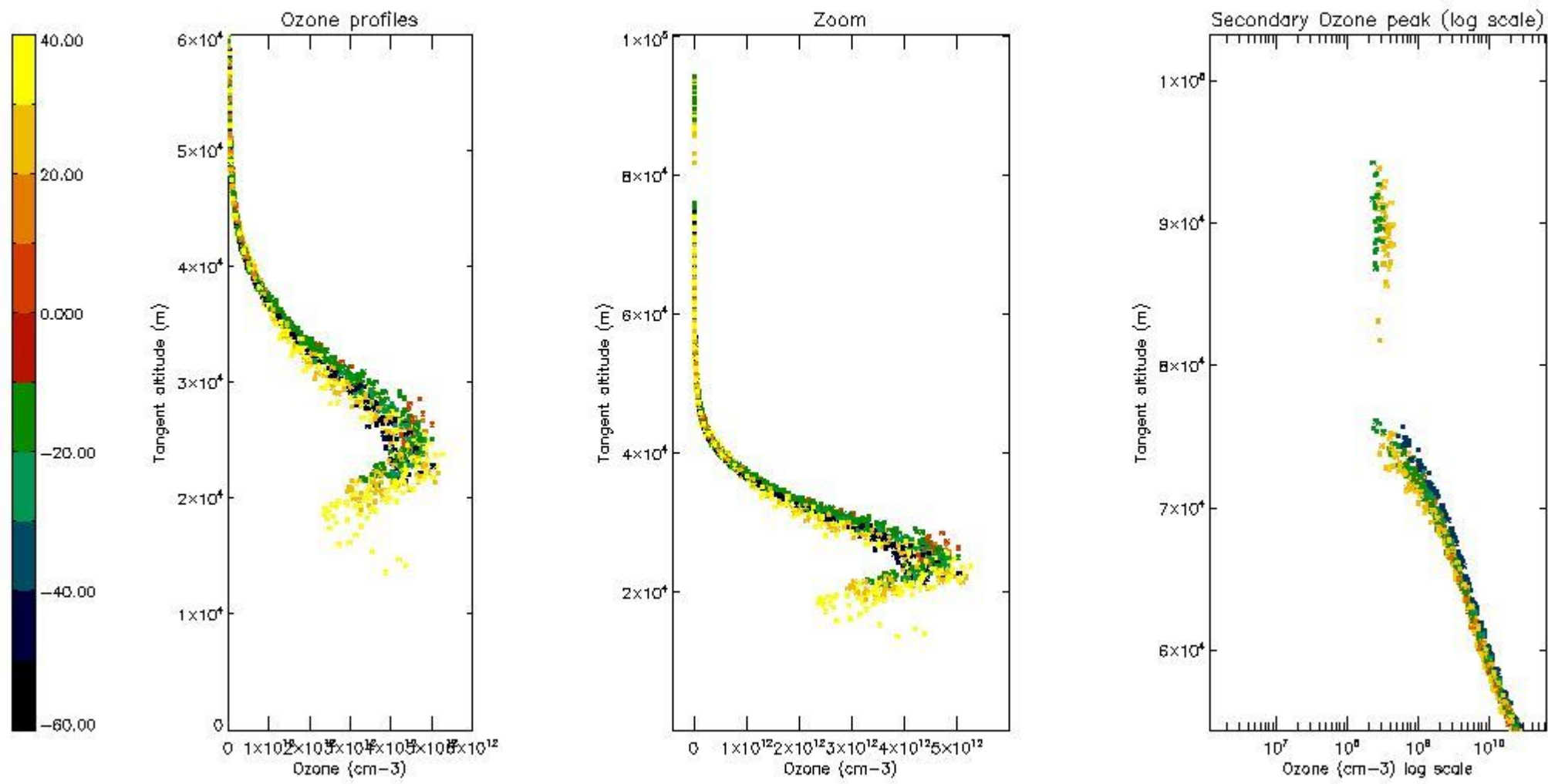
*5.4 Plot ozone profiles where STD < 10% (dark without errors)*

The colorbar represents the latitude.



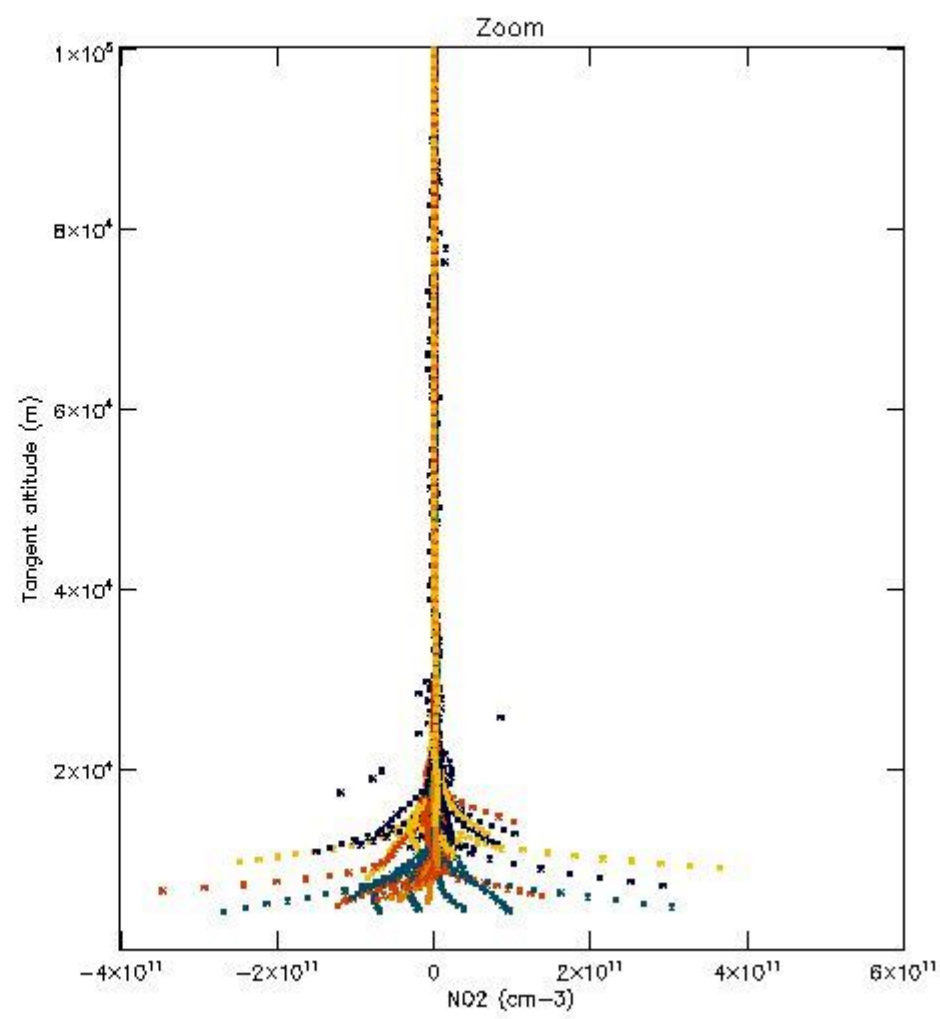
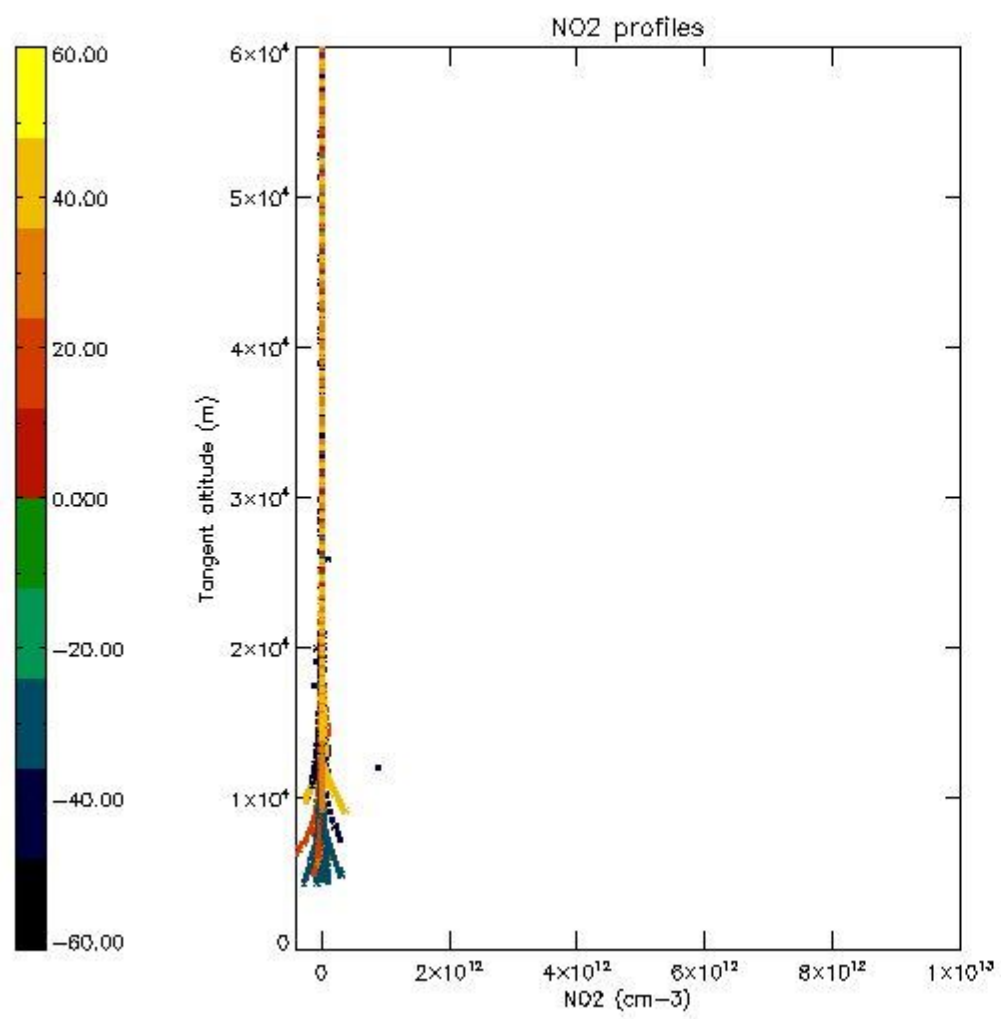
*5.5 Plot ozone profiles where STD < 5% (dark without errors)*

The colorbar represents the latitude.



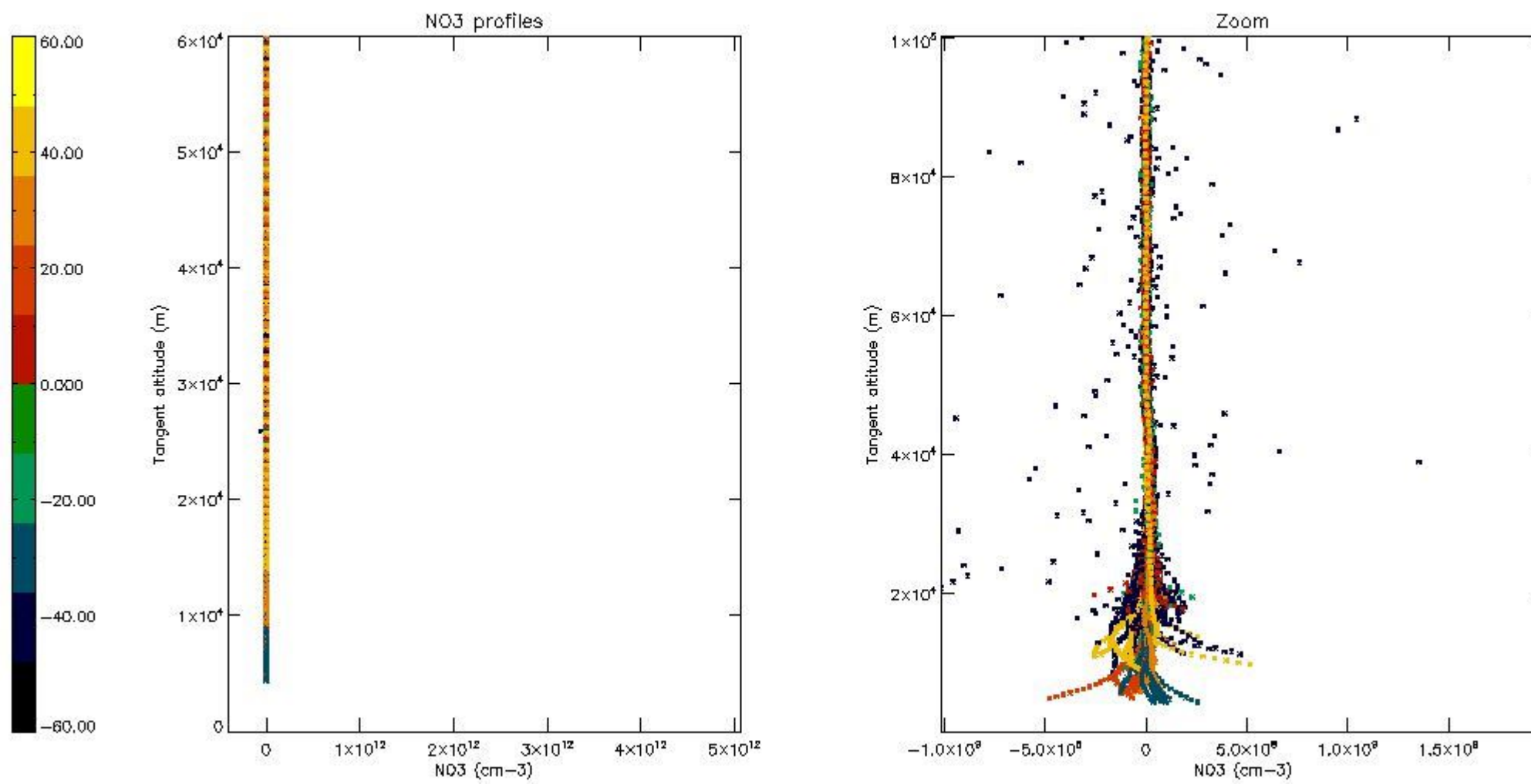
*5.6 Plot NO<sub>2</sub> profiles for all STD (dark without errors)*

The colorbar represents the latitude.



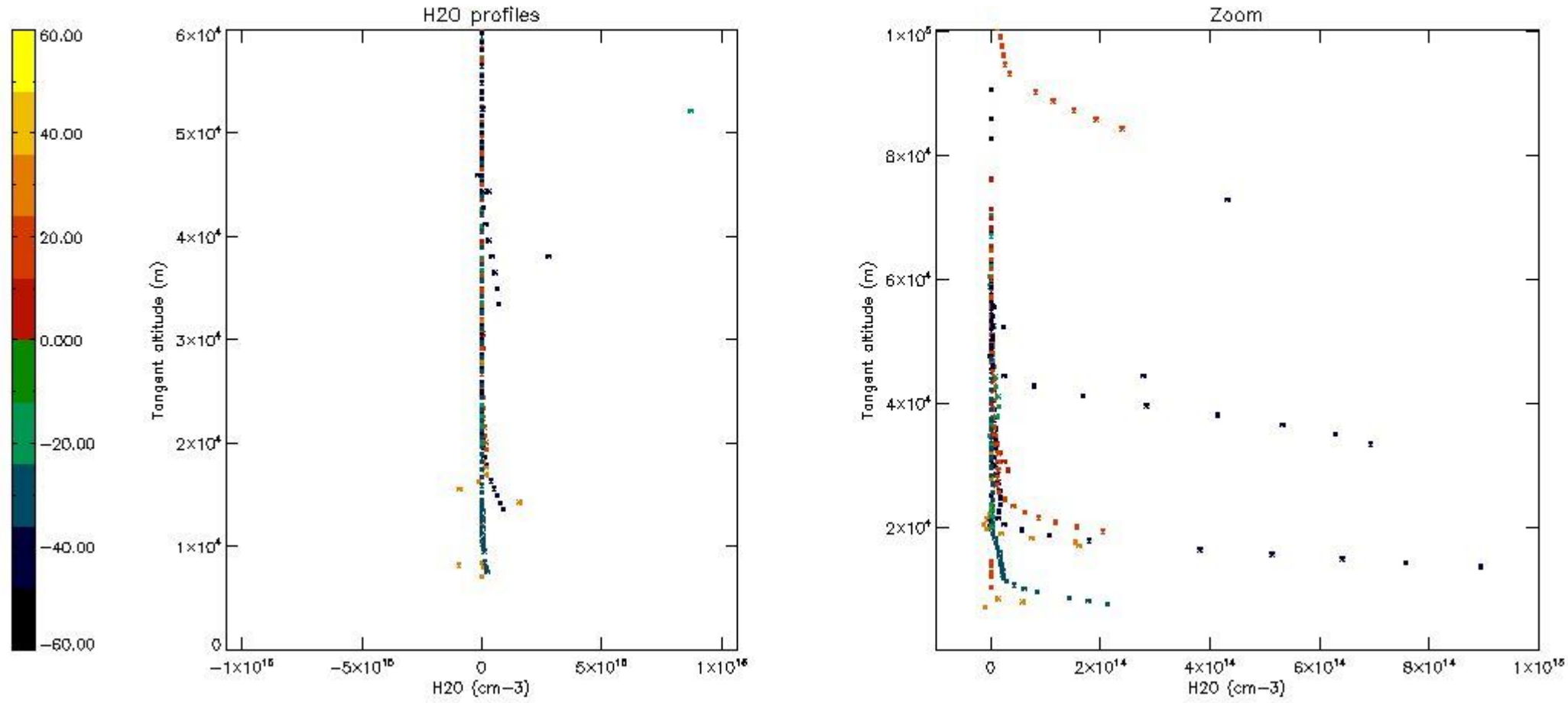
*5.7 Plot NO3 profiles for all STD (dark without errors)*

The colorbar represents the latitude.



*5.8 Plot H2O profiles for all STD (only for occultations of stars 1,2,3,4,13,14,16,26,63 dark without errors)*

The colorbar represents the latitude.



## 6. Auxiliary Data Files used for the production reported in section 2

The number reported in the third column indicates since which file (see list in section 2) the corresponding auxiliary file has been used. The fourth column is the date of those product files.

Type	Auxiliary Filename	Used since product	Used since product date
INST_PHYS_CHARACTERISTICS	GOM_INS_AXVIEC20091111_143220_20030716_120000_20500101_000000	1	15-DEC-2004 00:05:36
LEVEL-2_PROC_CONFIG	GOM_PR2_AXVIEC20091111_152718_20020301_000000_20500101_000000	1	15-DEC-2004 00:05:36
CROSS_SECTIONS_FILE	GOM_CRS_AXVIEC20091111_154832_20020301_000000_20500101_000000	1	15-DEC-2004 00:05:36

# GOMOS Level 2 Daily Report

## SUMMARY

### [1. General Info](#)

### [2. Summary of processed GOM\\_NL\\_2P products](#)

### [3. Level 2 Quality information per product](#)

#### [3.1 Plot of level 2 quality information per product \(time dependant\)](#)

#### [3.2 Plot of level 2 quality information per product \(world map\)](#)

### [4. Level 1 Quality information per product \(stored on level 2 products\)](#)

#### [4.1 Plot of level 1 quality information per product \(time dependant\)](#)

##### [4.1.1 Plot of level 1 quality information per product \(time dependant\): ASCENDING](#)

##### [4.1.2 Plot of level 1 quality information per product \(time dependant\): DESCENDING](#)

#### [4.2 Plot of level 1 quality information per product \(world map\)](#)

##### [4.2.1 Plot of level 1 quality information per product \(world map\): ASCENDING](#)

##### [4.2.2 Plot of level 1 quality information per product \(world map\): DESCENDING](#)

### [5. Ozone profiles based on quality statistics and other trace gas profiles](#)

#### [5.1 Ozone statistics based on quality of products](#)

#### [5.2 Plot ozone profiles for all STD \(dark without errors\)](#)

#### [5.3 Plot ozone profiles where STD < 20% \(dark without errors\)](#)

#### [5.4. Plot ozone profiles where STD < 10% \(dark without errors\)](#)

#### [5.5. Plot ozone profiles where STD < 5% \(dark without errors\)](#)

#### [5.6 Plot NO2 profiles for all STD \(dark without errors\)](#)

#### [5.7 Plot NO3 profiles for all STD \(dark without errors\)](#)

#### [5.8 Plot H2O profiles \(only for occultations of stars 1,2,3,4,13,14,16,26,63 dark without errors\) for all STD](#)

### [6. Auxiliary Data Files used for the production reported in section 2](#)

This report presents the daily analysis on parameters extracted from GOMOS level 2 data (GOM\_NL\_\_2P). It is intended to monitor some important parameters that will impact the quality of these products. A list of level 2 products (and content) that have arrived during the reporting day to the PCF is also given.

Item	Value
Time of report generation	22APR2013 10:10:02
Data source version	GOMOS/6.01
Start time of products	15-12-2004 (15DEC2004 00:00:00)
Stop time of products	16-12-2004 (16DEC2004 00:00:00)
Store outputs in DB	Yes
Nb of level 2 prods	447
Nb of prods with errors	1

## 2. Summary of processed GOM\_NL\_\_2P products.

Nr	Filename	UTC Start time	Limb	Duration	Star Id	Star Name	Star Mag	Star Temp	Nb Meas	Orbit	Prod. error
1	GOM_NL__2PRFIN20041215_000536_000000362033_00016_14599_8564.N1	15-DEC-2004 00:05:36	Bright	36.000	49	1Alp UMi	1.9900	6300.0	72	14599	No
2	GOM_NL__2PRFIN20041215_001020_000000392033_00016_14599_8565.N1	15-DEC-2004 00:10:20	Bright	38.500	60	7Bet UMi	2.0810	3950.0	77	14599	No
3	GOM_NL__2PRFIN20041215_001215_000000522033_00016_14599_8566.N1	15-DEC-2004 00:12:15	Bright	51.500	82	48Bet UMa	2.3650	10600.	103	14599	No
4	GOM_NL__2PRFIN20041215_001459_000000452033_00016_14599_8567.N1	15-DEC-2004 00:14:59	Bright	44.500	32	77Eps UMa	1.7630	11000.	89	14599	No
5	GOM_NL__2PRFIN20041215_001732_000000402033_00016_14599_8568.N1	15-DEC-2004 00:17:32	Bright	40.000	39	85Eta UMa	1.8540	24000.	80	14599	No
6	GOM_NL__2PRFIN20041215_002052_000000542033_00016_14599_8569.N1	15-DEC-2004 00:20:52	Bright	54.000	180	27Gam Boo	3.0400	8000.0	108	14599	No
7	GOM_NL__2PRFIN20041215_002404_000000542033_00016_14599_8570.N1	15-DEC-2004 00:24:04	Bright	53.500	83		2.3780	11000.	107	14599	No
8	GOM_NL__2PRFIN20041215_002721_000000422033_00016_14599_8571.N1	15-DEC-2004 00:27:21	Bright	42.000	111	8Eta Boo	2.6800	6000.0	84	14599	No
9	GOM_NL__2PRFIN20041215_003713_000000572033_00016_14599_8572.N1	15-DEC-2004 00:37:13	Dark	57.000	15	67Alp Vir	0.97600	28000.	114	14599	Yes
10	GOM_NL__2PRFIN20041215_004043_000000462033_00016_14599_8573.N1	15-DEC-2004 00:40:43	Dark	45.500	169	46Gam Hya	2.9910	4700.0	91	14599	No
11	GOM_NL__2PRFIN20041215_004225_000000472033_00016_14599_8574.N1	15-DEC-2004 00:42:25	Dark	47.000	54	5The Cen	2.0550	4500.0	94	14599	No
12	GOM_NL__2PRFIN20041215_004813_000000492033_00016_14599_8575.N1	15-DEC-2004 00:48:13	Dark	48.500	4	Alp1Cen	-0.010000	5800.0	97	14599	No
13	GOM_NL__2PRFIN20041215_004957_000000482033_00017_14600_8542.N1	15-DEC-2004 00:49:57	Dark	47.500	20	Bet Cru	1.2530	30000.	95	14600	No
14	GOM_NL__2PRFIN20041215_005200_000000392033_00017_14600_8543.N1	15-DEC-2004 00:52:00	Dark	39.000	112	Alp Mus	2.6880	26000.	78	14600	No
15	GOM_NL__2PRFIN20041215_005645_000000432033_00017_14600_8544.N1	15-DEC-2004 00:56:45	Dark	42.500	29	Bet Car	1.6720	10200.	85	14600	No
16	GOM_NL__2PRFIN20041215_005916_000000482033_00017_14600_8545.N1	15-DEC-2004 00:59:16	Dark	47.500	41	Eps Car	1.8600	4100.0	95	14600	No
17	GOM_NL__2PRFIN20041215_010158_000000522033_00017_14600_8546.N1	15-DEC-2004 01:01:58	Dark	51.500	34	Gam2Vel	1.7930	23000.	103	14600	No
18	GOM_NL__2PRFIN20041215_010408_000000552033_00017_14600_8547.N1	15-DEC-2004 01:04:08	Dark	55.000	2	Alp Car	-0.73600	7000.0	110	14600	No
19	GOM_NL__2PRFIN20041215_010650_000000592033_00017_14600_8548.N1	15-DEC-2004 01:06:50	Dark	58.500	117	Pi Pup	2.7060	3800.0	117	14600	No
20	GOM_NL__2PRFIN20041215_011007_000000582033_00017_14600_8549.N1	15-DEC-2004 01:10:07	Straylight	58.000	23	21Eps CMa	1.5020	26000.	116	14600	No
21	GOM_NL__2PRFIN20041215_011159_000000552033_00017_14600_8550.N1	15-DEC-2004 01:11:59	Straylight	54.500	179	24Omi2CMa	3.0320	24000.	109	14600	No
22	GOM_NL__2PRFIN20041215_011505_000000692033_00017_14600_8551.N1	15-DEC-2004 01:15:05	Straylight	68.500	1	9Alp CMa	-1.4400	11000.	137	14600	No
23	GOM_NL__2PRFIN20041215_011819_000000522033_00017_14600_8552.N1	15-DEC-2004 01:18:19	Straylight	51.500	7	19Bet Ori	0.10000	14000.	103	14600	No
24	GOM_NL__2PRFIN20041215_012037_000000532033_00017_14600_8553.N1	15-DEC-2004 01:20:37	Straylight	52.500	30	46Eps Ori	1.6940	30000.	105	14600	No
25	GOM_NL__2PRFIN20041215_012348_000000682033_00017_14600_8554.N1	15-DEC-2004 01:23:48	Tw_i_and_stray	68.000	14	58Alp Ori	0.87000	3000.0	136	14600	No
26	GOM_NL__2PRFIN20041215_012541_000000542033_00017_14600_8555.N1	15-DEC-2004 01:25:41	Tw_i_and_stray	54.000	13	87Alp Tau	0.86700	3800.0	108	14600	No
27	GOM_NL__2PRFIN20041215_012750_000000382033_00017_14600_8556.N1	15-DEC-2004 01:27:50	Bright	38.000	146	25Eta Tau	2.8730	15200.	76	14600	No
28	GOM_NL__2PRFIN20041215_012958_000000422033_00017_14600_8557.N1	15-DEC-2004 01:29:58	Bright	41.500	150	44Zet Per	2.8900	28000.	83	14600	No
29	GOM_NL__2PRFIN20041215_013219_000000372033_00017_14600_8558.N1	15-DEC-2004 01:32:19	Bright	36.500	149	45Eps Per	2.8880	30000.	73	14600	No
30	GOM_NL__2PRFIN20041215_013430_000000372033_00017_14600_8559.N1	15-DEC-2004 01:34:30	Bright	36.500	175	39Del Per	3.0100	19400.	73	14600	No
31	GOM_NL__2PRFIN20041215_013615_000000382033_00017_14600_8560.N1	15-DEC-2004 01:36:15	Bright	37.500	160	23Gam Per	2.9300	4700.0	75	14600	No
32	GOM_NL__2PRFIN20041215_013922_000000392033_00017_14600_8561.N1	15-DEC-2004 01:39:22	Bright	39.000	110	37Del Cas	2.6780	8900.0	78	14600	No
33	GOM_NL__2PRFIN20041215_014612_000000362033_00017_14600_8562.N1	15-DEC-2004 01:46:12	Bright	35.500	49	1Alp UMi	1.9900	6300.0	71	14600	No
34	GOM_NL__2PRFIN20041215_015055_000000392033_00017_14600_8563.N1	15-DEC-2004 01:50:55	Bright	39.000	60	7Bet UMi	2.0810	3950.0	78	14600	No
35	GOM_NL__2PRFIN20041215_015251_000000532033_00017_14600_8564.N1	15-DEC-2004 01:52:51	Bright	52.500	82	48Bet UMa	2.3650	10600.	105	14600	No
36	GOM_NL__2PRFIN20041215_015535_000000462033_00017_14600_8565.N1	15-DEC-2004 01:55:35	Bright	45.500	32	77Eps UMa	1.7630	11000.	91	14600	No
37	GOM_NL__2PRFIN20041215_015809_000000582033_00017_14600_8566.N1	15-DEC-2004 01:58:09	Bright	58.000	39	85Eta UMa	1.8540	24000.	116	14600	No
38	GOM_NL__2PRFIN20041215_020128_000000552033_00017_14600_8567.N1	15-DEC-2004 02:01:28	Bright	54.500	180	27Gam Boo	3.0400	8000.0	109	14600	No
39	GOM_NL__2PRFIN20041215_021153_000000542033_00017_14600_8568.N1	15-DEC-2004 02:11:53	Bright	53.500	138	47Eps Vir	2.8280	4700.0	107	14600	No
40	GOM_NL__2PRFIN20041215_021750_000000552033_00017_14600_8569.N1	15-DEC-2004 02:17:50	Tw_i_and_stray	55.000	15	67Alp Vir	0.97600	28000.	110	14600	No
41	GOM_NL__2PRFIN20041215_022303_000000422033_00017_14600_8570.N1	15-DEC-2004 02:23:03	Dark	42.000	54	5The Cen	2.0550	4500.0	84	14600	No
42	GOM_NL__2PRFIN20041215_022513_000000392033_00017_14600_8571.N1	15-DEC-2004 02:25:13	Dark	38.500	78	Alp Lup	2.3040	28000.	77	14600	No



43	GOM_NL__2PRFIN20041215_022849_000000522033_00017_14600_8572.N1	15-DEC-2004 02:28:49	Dark	52.000	4	Alp1Cen	-0.010000	5800.0	104	14600	No
44	GOM_NL__2PRFIN20041215_023235_000000412033_00018_14601_8439.N1	15-DEC-2004 02:32:35	Dark	40.500	112	Alp Mus	2.6880	26000.	81	14601	No
45	GOM_NL__2PRFIN20041215_023719_000000442033_00018_14601_8440.N1	15-DEC-2004 02:37:19	Dark	44.000	29	Bet Car	1.6720	10200.	88	14601	No
46	GOM_NL__2PRFIN20041215_023952_000000572033_00018_14601_8441.N1	15-DEC-2004 02:39:52	Dark	56.500	41	Eps Car	1.8600	4100.0	113	14601	No
47	GOM_NL__2PRFIN20041215_024234_000000512033_00018_14601_8442.N1	15-DEC-2004 02:42:34	Dark	51.000	34	Gam2Vel	1.7930	23000.	102	14601	No
48	GOM_NL__2PRFIN20041215_024446_000000552033_00018_14601_8443.N1	15-DEC-2004 02:44:46	Dark	55.000	2	Alp Car	-0.73600	7000.0	110	14601	No
49	GOM_NL__2PRFIN20041215_024727_000000652033_00018_14601_8444.N1	15-DEC-2004 02:47:27	Dark	64.500	117	Pi Pup	2.7060	3800.0	129	14601	No
50	GOM_NL__2PRFIN20041215_025044_000000602033_00018_14601_8445.N1	15-DEC-2004 02:50:44	Straylight	59.500	23	21Eps CMa	1.5020	26000.	119	14601	No
51	GOM_NL__2PRFIN20041215_025236_000000572033_00018_14601_8446.N1	15-DEC-2004 02:52:36	Straylight	56.500	179	24Omi2CMa	3.0320	24000.	113	14601	No
52	GOM_NL__2PRFIN20041215_025541_000000672033_00018_14601_8447.N1	15-DEC-2004 02:55:41	Straylight	67.000	1	9Alp CMa	-1.4400	11000.	134	14601	No
53	GOM_NL__2PRFIN20041215_025853_000000562033_00018_14601_8448.N1	15-DEC-2004 02:58:53	Straylight	55.500	7	19Bet Ori	0.10000	14000.	111	14601	No
54	GOM_NL__2PRFIN20041215_030112_000000502033_00018_14601_8449.N1	15-DEC-2004 03:01:12	Straylight	50.000	30	46Eps Ori	1.6940	30000.	100	14601	No
55	GOM_NL__2PRFIN20041215_030423_000000662033_00018_14601_8450.N1	15-DEC-2004 03:04:23	Tw_i_and_stray	66.000	14	58Alp Ori	0.87000	3000.0	132	14601	No
56	GOM_NL__2PRFIN20041215_030615_000000542033_00018_14601_8451.N1	15-DEC-2004 03:06:15	Tw_i_and_stray	54.000	13	87Alp Tau	0.86700	3800.0	108	14601	No
57	GOM_NL__2PRFIN20041215_030826_000000392033_00018_14601_8452.N1	15-DEC-2004 03:08:26	Bright	38.500	146	25Eta Tau	2.8730	15200.	77	14601	No
58	GOM_NL__2PRFIN20041215_031034_000000412033_00018_14601_8453.N1	15-DEC-2004 03:10:34	Bright	41.000	150	44Zet Per	2.8900	28000.	82	14601	No
59	GOM_NL__2PRFIN20041215_031254_000000392033_00018_14601_8454.N1	15-DEC-2004 03:12:54	Bright	39.000	149	45Eps Per	2.8880	30000.	78	14601	No
60	GOM_NL__2PRFIN20041215_031503_000000402033_00018_14601_8455.N1	15-DEC-2004 03:15:03	Bright	40.000	175	39Del Per	3.0100	19400.	80	14601	No
61	GOM_NL__2PRFIN20041215_031650_000000382033_00018_14601_8456.N1	15-DEC-2004 03:16:50	Bright	38.000	160	23Gam Per	2.9300	4700.0	76	14601	No
62	GOM_NL__2PRFIN20041215_032000_000000382033_00018_14601_8457.N1	15-DEC-2004 03:20:00	Bright	37.500	110	37Del Cas	2.6780	8900.0	75	14601	No
63	GOM_NL__2PRFIN20041215_033131_000000412033_00018_14601_8458.N1	15-DEC-2004 03:31:31	Bright	40.500	60	7Bet UMi	2.0810	3950.0	81	14601	No
64	GOM_NL__2PRFIN20041215_033326_000000532033_00018_14601_8459.N1	15-DEC-2004 03:33:26	Bright	53.000	82	48Bet UMa	2.3650	10600.	106	14601	No
65	GOM_NL__2PRFIN20041215_033611_000000612033_00018_14601_8460.N1	15-DEC-2004 03:36:11	Bright	61.000	32	77Eps UMa	1.7630	11000.	122	14601	No
66	GOM_NL__2PRFIN20041215_033844_000000412033_00018_14601_8461.N1	15-DEC-2004 03:38:44	Bright	41.000	39	85Eta UMa	1.8540	24000.	82	14601	No
67	GOM_NL__2PRFIN20041215_034203_000000422033_00018_14601_8462.N1	15-DEC-2004 03:42:03	Bright	42.000	180	27Gam Boo	3.0400	8000.0	84	14601	No
68	GOM_NL__2PRFIN20041215_034515_000000392033_00018_14601_8463.N1	15-DEC-2004 03:45:15	Bright	38.500	83		2.3780	11000.	77	14601	No
69	GOM_NL__2PRFIN20041215_034831_000000462033_00018_14601_8464.N1	15-DEC-2004 03:48:31	Bright	45.500	111	8Eta Boo	2.6800	6000.0	91	14601	No
70	GOM_NL__2PRFIN20041215_035229_000000532033_00018_14601_8465.N1	15-DEC-2004 03:52:29	Bright	52.500	138	47Eps Vir	2.8280	4700.0	105	14601	No
71	GOM_NL__2PRFIN20041215_035826_000000492033_00018_14601_8466.N1	15-DEC-2004 03:58:26	Tw_i_and_stray	49.000	15	67Alp Vir	0.97600	28000.	98	14601	No
72	GOM_NL__2PRFIN20041215_040156_000000452033_00018_14601_8467.N1	15-DEC-2004 04:01:56	Dark	45.000	169	46Gam Hya	2.9910	4700.0	90	14601	No
73	GOM_NL__2PRFIN20041215_040339_000000462033_00018_14601_8468.N1	15-DEC-2004 04:03:39	Dark	46.000	54	5The Cen	2.0550	4500.0	92	14601	No
74	GOM_NL__2PRFIN20041215_040550_000000412033_00018_14601_8469.N1	15-DEC-2004 04:05:50	Dark	40.500	78	Alp Lup	2.3040	28000.	81	14601	No
75	GOM_NL__2PRFIN20041215_040926_000000522033_00018_14601_8470.N1	15-DEC-2004 04:09:26	Dark	52.000	4	Alp1Cen	-0.010000	5800.0	104	14601	No
76	GOM_NL__2PRFIN20041215_041312_000000402033_00019_14602_8427.N1	15-DEC-2004 04:13:12	Dark	39.500	112	Alp Mus	2.6880	26000.	79	14602	No
77	GOM_NL__2PRFIN20041215_041756_000000432033_00019_14602_8428.N1	15-DEC-2004 04:17:56	Dark	43.000	29	Bet Car	1.6720	10200.	86	14602	No
78	GOM_NL__2PRFIN20041215_042029_000000452033_00019_14602_8429.N1	15-DEC-2004 04:20:29	Dark	44.500	41	Eps Car	1.8600	4100.0	89	14602	No
79	GOM_NL__2PRFIN20041215_042311_000000522033_00019_14602_8430.N1	15-DEC-2004 04:23:11	Dark	51.500	34	Gam2Vel	1.7930	23000.	103	14602	No
80	GOM_NL__2PRFIN20041215_042521_000000552033_00019_14602_8431.N1	15-DEC-2004 04:25:21	Dark	55.000	2	Alp Car	-0.73600	7000.0	110	14602	No
81	GOM_NL__2PRFIN20041215_042803_000000612033_00019_14602_8432.N1	15-DEC-2004 04:28:03	Dark	60.500	117	Pi Pup	2.7060	3800.0	121	14602	No
82	GOM_NL__2PRFIN20041215_043122_000000602033_00019_14602_8433.N1	15-DEC-2004 04:31:22	Straylight	59.500	23	21Eps CMa	1.5020	26000.	119	14602	No
83	GOM_NL__2PRFIN20041215_043312_000000582033_00019_14602_8434.N1	15-DEC-2004 04:33:12	Straylight	57.500	179	24Omi2CMa	3.0320	24000.	115	14602	No
84	GOM_NL__2PRFIN20041215_043617_000000682033_00019_14602_8435.N1	15-DEC-2004 04:36:17	Straylight	68.000	1	9Alp CMa	-1.4400	11000.	136	14602	No
85	GOM_NL__2PRFIN20041215_043929_000000562033_00019_14602_8436.N1	15-DEC-2004 04:39:29	Straylight	56.000	7	19Bet Ori	0.10000	14000.	112	14602	No
86	GOM_NL__2PRFIN20041215_044148_000000502033_00019_14602_8437.N1	15-DEC-2004 04:41:48	Straylight	49.500	30	46Eps Ori	1.6940	30000.	99	14602	No
87	GOM_NL__2PRFIN20041215_044459_000000612033_00019_14602_8438.N1	15-DEC-2004 04:44:59	Tw_i_and_stray	60.500	14	58Alp Ori	0.87000	3000.0	121	14602	No
88	GOM_NL__2PRFIN20041215_044653_000000542033_00019_14602_8439.N1	15-DEC-2004 04:46:53	Tw_i_and_stray	54.000	13	87Alp Tau	0.86700	3800.0	108	14602	No
89	GOM_NL__2PRFIN20041215_044903_000000382033_00019_14602_8440.N1	15-DEC-2004 04:49:03	Bright	38.000	146	25Eta Tau	2.8730	15200.	76	14602	No
90	GOM_NL__2PRFIN20041215_045113_000000382033_00019_14602_8441.N1	15-DEC-2004 04:51:13	Bright	38.000	150	44Zet Per	2.8900	28000.	76	14602	No
91	GOM_NL__2PRFIN20041215_045331_000000372033_00019_14602_8442.N1	15-DEC-2004 04:53:31	Bright	36.500	149	45Eps Per	2.8880	30000.	73	14602	No
92	GOM_NL__2PRFIN20041215_045541_000000372033_00019_14602_8443.N1	15-DEC-2004 04:55:41	Bright	37.000	175	39Del Per	3.0100	19400.	74	14602	No
93	GOM_NL__2PRFIN20041215_045727_000000392033_00019_14602_8444.N1	15-DEC-2004 04:57:27	Bright	38.500	160	23Gam Per	2.9300	4700.0	77	14602	No
94	GOM_NL__2PRFIN20041215_050037_000000382033_00019_14602_8445.N1	15-DEC-2004 05:00:37	Bright	37.500	110	37Del Cas	2.6780	8900.0	75	14602	No
95	GOM_NL__2PRFIN20041215_051206_000000402033_00019_14602_8446.N1	15-DEC-2004 05:12:06	Bright	40.000	60	7Bet UMi	2.0810	3950.0	80	14602	No
96	GOM_NL__2PRFIN20041215_051401_000000522033_00019_14602_8447.N1	15-DEC-2004 05:14:01	Bright	52.000	82	48Bet UMa	2.3650	10600.	104	14602	No
97	GOM_NL__2PRFIN20041215_051646_000000612033_00019_14602_8448.N1	15-DEC-2004 05:16:46	Bright	60.500	32	77Eps UMa	1.7630	11000.	121	14602	No
98	GOM_NL__2PRFIN20041215_051920_000000402033_00019_14602_8449.N1	15-DEC-2004 05:19:20	Bright	40.000	39	85Eta UMa	1.8540	24000.	80	14602	No
99	GOM_NL__2PRFIN20041215_052239_000000392033_00019_14602_8450.N1	15-DEC-2004 05:22:39	Bright	38.500	180	27Gam Boo	3.0400	8000.0	77	14602	No
100	GOM_NL__2PRFIN20041215_052552_000000372033_00019_14602_8451.N1	15-DEC-2004 05:25:52	Bright	37.000	83		2.3780	11000.	74	14602	No
101	GOM_NL__2PRFIN20041215_052907_000000592033_00019_14602_8452.N1	15-DEC-2004 05:29:07	Bright	59.000	111	8Eta Boo	2.6800	6000.0	118	14602	No

102	GOM_NL__2PRFIN20041215_053306_000000532033_00019_14602_8453.N1	15-DEC-2004 05:33:06	Bright	53.000	138	47Eps Vir	2.8280	4700.0	106	14602	No
103	GOM_NL__2PRFIN20041215_053903_000000562033_00019_14602_8454.N1	15-DEC-2004 05:39:03	Tw_i_and_stray	55.500	15	67Alp Vir	0.97600	28000.	111	14602	No
104	GOM_NL__2PRFIN20041215_054233_000000462033_00019_14602_8455.N1	15-DEC-2004 05:42:33	Dark	46.000	169	46Gam Hya	2.9910	4700.0	92	14602	No
105	GOM_NL__2PRFIN20041215_054415_000000502033_00019_14602_8456.N1	15-DEC-2004 05:44:15	Dark	49.500	54	5The Cen	2.0550	4500.0	99	14602	No
106	GOM_NL__2PRFIN20041215_054626_000000402033_00019_14602_8457.N1	15-DEC-2004 05:46:26	Dark	39.500	78	Alp Lup	2.3040	28000.	79	14602	No
107	GOM_NL__2PRFIN20041215_055002_000000462033_00019_14602_8458.N1	15-DEC-2004 05:50:02	Dark	45.500	4	Alp1Cen	-0.010000	5800.0	91	14602	No
108	GOM_NL__2PRFIN20041215_055348_000000392033_00020_14603_8427.N1	15-DEC-2004 05:53:48	Dark	38.500	112	Alp Mus	2.6880	26000.	77	14603	No
109	GOM_NL__2PRFIN20041215_055834_000000422033_00020_14603_8428.N1	15-DEC-2004 05:58:34	Dark	41.500	29	Bet Car	1.6720	10200.	83	14603	No
110	GOM_NL__2PRFIN20041215_060106_000000532033_00020_14603_8429.N1	15-DEC-2004 06:01:06	Dark	52.500	41	Eps Car	1.8600	4100.0	105	14603	No
111	GOM_NL__2PRFIN20041215_060350_000000542033_00020_14603_8430.N1	15-DEC-2004 06:03:50	Dark	54.000	34	Gam2Vel	1.7930	23000.	108	14603	No
112	GOM_NL__2PRFIN20041215_060559_000000552033_00020_14603_8431.N1	15-DEC-2004 06:05:59	Dark	55.000	2	Alp Car	-0.73600	7000.0	110	14603	No
113	GOM_NL__2PRFIN20041215_060842_000000542033_00020_14603_8432.N1	15-DEC-2004 06:08:42	Dark	53.500	117	Pi Pup	2.7060	3800.0	107	14603	No
114	GOM_NL__2PRFIN20041215_061158_000000582033_00020_14603_8433.N1	15-DEC-2004 06:11:58	Straylight	58.000	23	21Eps CMa	1.5020	26000.	116	14603	No
115	GOM_NL__2PRFIN20041215_061348_000000572033_00020_14603_8434.N1	15-DEC-2004 06:13:48	Straylight	56.500	179	24Omi2CMa	3.0320	24000.	113	14603	No
116	GOM_NL__2PRFIN20041215_061653_000000752033_00020_14603_8435.N1	15-DEC-2004 06:16:53	Straylight	75.000	1	9Alp CMa	-1.4400	11000.	150	14603	No
117	GOM_NL__2PRFIN20041215_062007_000000552033_00020_14603_8436.N1	15-DEC-2004 06:20:07	Straylight	55.000	7	19Bet Ori	0.10000	14000.	110	14603	No
118	GOM_NL__2PRFIN20041215_062224_000000522033_00020_14603_8437.N1	15-DEC-2004 06:22:24	Straylight	51.500	30	46Eps Ori	1.6940	30000.	103	14603	No
119	GOM_NL__2PRFIN20041215_062535_000000662033_00020_14603_8438.N1	15-DEC-2004 06:25:35	Tw_i_and_stray	65.500	14	58Alp Ori	0.87000	3000.0	131	14603	No
120	GOM_NL__2PRFIN20041215_062729_000000492033_00020_14603_8439.N1	15-DEC-2004 06:27:29	Tw_i_and_stray	48.500	13	87Alp Tau	0.86700	3800.0	97	14603	No
121	GOM_NL__2PRFIN20041215_062939_000000392033_00020_14603_8440.N1	15-DEC-2004 06:29:39	Bright	38.500	146	25Eta Tau	2.8730	15200.	77	14603	No
122	GOM_NL__2PRFIN20041215_063149_000000382033_00020_14603_8441.N1	15-DEC-2004 06:31:49	Bright	38.000	150	44Zet Per	2.8900	28000.	76	14603	No
123	GOM_NL__2PRFIN20041215_063407_000000372033_00020_14603_8442.N1	15-DEC-2004 06:34:07	Bright	37.000	149	45Eps Per	2.8880	30000.	74	14603	No
124	GOM_NL__2PRFIN20041215_063618_000000382033_00020_14603_8443.N1	15-DEC-2004 06:36:18	Bright	37.500	175	39Del Per	3.0100	19400.	75	14603	No
125	GOM_NL__2PRFIN20041215_063803_000000362033_00020_14603_8444.N1	15-DEC-2004 06:38:03	Bright	35.500	160	23Gam Per	2.9300	4700.0	71	14603	No
126	GOM_NL__2PRFIN20041215_064112_000000382033_00020_14603_8445.N1	15-DEC-2004 06:41:12	Bright	38.000	110	37Del Cas	2.6780	8900.0	76	14603	No
127	GOM_NL__2PRFIN20041215_065242_000000362033_00020_14603_8446.N1	15-DEC-2004 06:52:42	Bright	36.000	60	7Bet UMi	2.0810	3950.0	72	14603	No
128	GOM_NL__2PRFIN20041215_065436_000000512033_00020_14603_8447.N1	15-DEC-2004 06:54:36	Bright	50.500	82	48Bet UMa	2.3650	10600.	101	14603	No
129	GOM_NL__2PRFIN20041215_065723_000000442033_00020_14603_8448.N1	15-DEC-2004 06:57:23	Bright	43.500	32	77Eps UMa	1.7630	11000.	87	14603	No
130	GOM_NL__2PRFIN20041215_065956_000000402033_00020_14603_8449.N1	15-DEC-2004 06:59:56	Bright	40.000	39	85Eta UMa	1.8540	24000.	80	14603	No
131	GOM_NL__2PRFIN20041215_070315_000000392033_00020_14603_8450.N1	15-DEC-2004 07:03:15	Bright	38.500	180	27Gam Boo	3.0400	8000.0	77	14603	No
132	GOM_NL__2PRFIN20041215_070627_000000392033_00020_14603_8451.N1	15-DEC-2004 07:06:27	Bright	38.500	83		2.3780	11000.	77	14603	No
133	GOM_NL__2PRFIN20041215_070944_000000462033_00020_14603_8452.N1	15-DEC-2004 07:09:44	Bright	46.000	111	8Eta Boo	2.6800	6000.0	92	14603	No
134	GOM_NL__2PRFIN20041215_071342_000000542033_00020_14603_8453.N1	15-DEC-2004 07:13:42	Bright	53.500	138	47Eps Vir	2.8280	4700.0	107	14603	No
135	GOM_NL__2PRFIN20041215_071940_000000532033_00020_14603_8454.N1	15-DEC-2004 07:19:40	Tw_i_and_stray	53.000	15	67Alp Vir	0.97600	28000.	106	14603	No
136	GOM_NL__2PRFIN20041215_072310_000000502033_00020_14603_8455.N1	15-DEC-2004 07:23:10	Dark	49.500	169	46Gam Hya	2.9910	4700.0	99	14603	No
137	GOM_NL__2PRFIN20041215_072451_000000512033_00020_14603_8456.N1	15-DEC-2004 07:24:51	Dark	51.000	54	5The Cen	2.0550	4500.0	102	14603	No
138	GOM_NL__2PRFIN20041215_072702_000000412033_00020_14603_8457.N1	15-DEC-2004 07:27:02	Dark	40.500	78	Alp Lup	2.3040	28000.	81	14603	No
139	GOM_NL__2PRFIN20041215_073038_000000432033_00020_14603_8458.N1	15-DEC-2004 07:30:38	Dark	42.500	4	Alp1Cen	-0.010000	5800.0	85	14603	No
140	GOM_NL__2PRFIN20041215_073425_000000382033_00021_14604_7729.N1	15-DEC-2004 07:34:25	Dark	38.000	112	Alp Mus	2.6880	26000.	76	14604	No
141	GOM_NL__2PRFIN20041215_073910_000000412033_00021_14604_7730.N1	15-DEC-2004 07:39:10	Dark	41.000	29	Bet Car	1.6720	10200.	82	14604	No
142	GOM_NL__2PRFIN20041215_074143_000000482033_00021_14604_7731.N1	15-DEC-2004 07:41:43	Dark	48.000	41	Eps Car	1.8600	4100.0	96	14604	No
143	GOM_NL__2PRFIN20041215_074426_000000542033_00021_14604_7732.N1	15-DEC-2004 07:44:26	Dark	53.500	34	Gam2Vel	1.7930	23000.	107	14604	No
144	GOM_NL__2PRFIN20041215_074635_000000492033_00021_14604_7733.N1	15-DEC-2004 07:46:35	Dark	49.000	2	Alp Car	-0.73600	7000.0	98	14604	No
145	GOM_NL__2PRFIN20041215_074918_000000562033_00021_14604_7734.N1	15-DEC-2004 07:49:18	Dark	55.500	117	Pi Pup	2.7060	3800.0	111	14604	No
146	GOM_NL__2PRFIN20041215_075235_000000572033_00021_14604_7735.N1	15-DEC-2004 07:52:35	Straylight	57.000	23	21Eps CMa	1.5020	26000.	114	14604	No
147	GOM_NL__2PRFIN20041215_075424_000000582033_00021_14604_7736.N1	15-DEC-2004 07:54:24	Straylight	58.000	179	24Omi2CMa	3.0320	24000.	116	14604	No
148	GOM_NL__2PRFIN20041215_075728_000000672033_00021_14604_7737.N1	15-DEC-2004 07:57:28	Straylight	66.500	1	9Alp CMa	-1.4400	11000.	133	14604	No
149	GOM_NL__2PRFIN20041215_080043_000000572033_00021_14604_7738.N1	15-DEC-2004 08:00:43	Straylight	57.000	7	19Bet Ori	0.10000	14000.	114	14604	No
150	GOM_NL__2PRFIN20041215_080300_000000502033_00021_14604_7739.N1	15-DEC-2004 08:03:00	Straylight	49.500	30	46Eps Ori	1.6940	30000.	99	14604	No
151	GOM_NL__2PRFIN20041215_080611_000000632033_00021_14604_7740.N1	15-DEC-2004 08:06:11	Tw_i_and_stray	63.000	14	58Alp Ori	0.87000	3000.0	126	14604	No
152	GOM_NL__2PRFIN20041215_080805_000000532033_00021_14604_7741.N1	15-DEC-2004 08:08:05	Tw_i_and_stray	53.000	13	87Alp Tau	0.86700	3800.0	106	14604	No
153	GOM_NL__2PRFIN20041215_081015_000000382033_00021_14604_7742.N1	15-DEC-2004 08:10:15	Bright	37.500	146	25Eta Tau	2.8730	15200.	75	14604	No
154	GOM_NL__2PRFIN20041215_081225_000000382033_00021_14604_7743.N1	15-DEC-2004 08:12:25	Bright	38.000	150	44Zet Per	2.8900	28000.	76	14604	No
155	GOM_NL__2PRFIN20041215_081443_000000382033_00021_14604_7744.N1	15-DEC-2004 08:14:43	Bright	37.500	149	45Eps Per	2.8880	30000.	75	14604	No
156	GOM_NL__2PRFIN20041215_081654_000000382033_00021_14604_7745.N1	15-DEC-2004 08:16:54	Bright	37.500	175	39Del Per	3.0100	19400.	75	14604	No
157	GOM_NL__2PRFIN20041215_081839_000000372033_00021_14604_7746.N1	15-DEC-2004 08:18:39	Bright	36.500	160	23Gam Per	2.9300	4700.0	73	14604	No
158	GOM_NL__2PRFIN20041215_082149_000000382033_00021_14604_7747.N1	15-DEC-2004 08:21:49	Bright	38.000	110	37Del Cas	2.6780	8900.0	76	14604	No
159	GOM_NL__2PRFIN20041215_082835_000000382033_00021_14604_7748.N1	15-DEC-2004 08:28:35	Bright	37.500	49	1Alp UMi	1.9900	6300.0	75	14604	No
160	GOM_NL__2PRFIN20041215_083319_000000402033_00021_14604_7749.N1	15-DEC-2004 08:33:19	Bright	39.500	60	7Bet UMi	2.0810	3950.0	79	14604	No

161	GOM_NL__2PRFIN20041215_083513_000000512033_00021_14604_7750.N1	15-DEC-2004 08:35:13	Bright	51.000	82	48Bet UMa	2.3650	10600.	102	14604	No
162	GOM_NL__2PRFIN20041215_083758_000000432033_00021_14604_7751.N1	15-DEC-2004 08:37:58	Bright	42.500	32	77Eps UMa	1.7630	11000.	85	14604	No
163	GOM_NL__2PRFIN20041215_084032_000000392033_00021_14604_7752.N1	15-DEC-2004 08:40:32	Bright	38.500	39	85Eta UMa	1.8540	24000.	77	14604	No
164	GOM_NL__2PRFIN20041215_084352_000000382033_00021_14604_7753.N1	15-DEC-2004 08:43:52	Bright	38.000	180	27Gam Boo	3.0400	8000.0	76	14604	No
165	GOM_NL__2PRFIN20041215_084704_000000372033_00021_14604_7754.N1	15-DEC-2004 08:47:04	Bright	37.000	83		2.3780	11000.	74	14604	No
166	GOM_NL__2PRFIN20041215_085022_000000442033_00021_14604_7755.N1	15-DEC-2004 08:50:22	Bright	44.000	111	8Eta Boo	2.6800	6000.0	88	14604	No
167	GOM_NL__2PRFIN20041215_085419_000000512033_00021_14604_7756.N1	15-DEC-2004 08:54:19	Bright	51.000	138	47Eps Vir	2.8280	4700.0	102	14604	No
168	GOM_NL__2PRFIN20041215_090016_000000522033_00021_14604_7757.N1	15-DEC-2004 09:00:16	Twi_and_stray	52.000	15	67Alp Vir	0.97600	28000.	104	14604	No
169	GOM_NL__2PRFIN20041215_090346_000000472033_00021_14604_7758.N1	15-DEC-2004 09:03:46	Dark	47.000	169	46Gam Hya	2.9910	4700.0	94	14604	No
170	GOM_NL__2PRFIN20041215_090527_000000472033_00021_14604_7759.N1	15-DEC-2004 09:05:27	Dark	47.000	54	5The Cen	2.0550	4500.0	94	14604	No
171	GOM_NL__2PRFIN20041215_090738_000000382033_00021_14604_7760.N1	15-DEC-2004 09:07:38	Dark	38.000	78	Alp Lup	2.3040	28000.	76	14604	No
172	GOM_NL__2PRFIN20041215_091114_000000462033_00021_14604_7761.N1	15-DEC-2004 09:11:14	Dark	46.000	4	Alp1Cen	-0.010000	5800.0	92	14604	No
173	GOM_NL__2PRFIN20041215_091501_000000382033_00022_14605_7729.N1	15-DEC-2004 09:15:01	Dark	38.000	112	Alp Mus	2.6880	26000.	76	14605	No
174	GOM_NL__2PRFIN20041215_091903_000000412033_00022_14605_7730.N1	15-DEC-2004 09:19:03	Dark	40.500	159	Ups Car	2.9200	7200.0	81	14605	No
175	GOM_NL__2PRFIN20041215_092023_000000432033_00022_14605_7731.N1	15-DEC-2004 09:20:23	Dark	43.000	71	Iot Car	2.2460	7700.0	86	14605	No
176	GOM_NL__2PRFIN20041215_092253_000000552033_00022_14605_7732.N1	15-DEC-2004 09:22:53	Dark	55.000	65	Lam Vel	2.2040	4400.0	110	14605	No
177	GOM_NL__2PRFIN20041215_092503_000000502033_00022_14605_7733.N1	15-DEC-2004 09:25:03	Dark	50.000	34	Gam2Vel	1.7930	23000.	100	14605	No
178	GOM_NL__2PRFIN20041215_092712_000000502033_00022_14605_7734.N1	15-DEC-2004 09:27:12	Dark	49.500	2	Alp Car	-0.73600	7000.0	99	14605	No
179	GOM_NL__2PRFIN20041215_092955_000000602033_00022_14605_7735.N1	15-DEC-2004 09:29:55	Dark	60.000	117	Pi Pup	2.7060	3800.0	120	14605	No
180	GOM_NL__2PRFIN20041215_093312_000000592033_00022_14605_7736.N1	15-DEC-2004 09:33:12	Straylight	58.500	23	21Eps CMa	1.5020	26000.	117	14605	No
181	GOM_NL__2PRFIN20041215_093500_000000552033_00022_14605_7737.N1	15-DEC-2004 09:35:00	Straylight	54.500	179	24Omi2CMa	3.0320	24000.	109	14605	No
182	GOM_NL__2PRFIN20041215_093805_000000742033_00022_14605_7738.N1	15-DEC-2004 09:38:05	Straylight	73.500	1	9Alp CMa	-1.4400	11000.	147	14605	No
183	GOM_NL__2PRFIN20041215_094120_000000532033_00022_14605_7739.N1	15-DEC-2004 09:41:20	Straylight	52.500	7	19Bet Ori	0.10000	14000.	105	14605	No
184	GOM_NL__2PRFIN20041215_094336_000000512033_00022_14605_7740.N1	15-DEC-2004 09:43:36	Straylight	50.500	30	46Eps Ori	1.6940	30000.	101	14605	No
185	GOM_NL__2PRFIN20041215_094646_000000672033_00022_14605_7741.N1	15-DEC-2004 09:46:46	Twi_and_stray	67.000	14	58Alp Ori	0.87000	3000.0	134	14605	No
186	GOM_NL__2PRFIN20041215_094841_000000522033_00022_14605_7742.N1	15-DEC-2004 09:48:41	Twi_and_stray	51.500	13	87Alp Tau	0.86700	3800.0	103	14605	No
187	GOM_NL__2PRFIN20041215_095051_000000382033_00022_14605_7743.N1	15-DEC-2004 09:50:51	Bright	38.000	146	25Eta Tau	2.8730	15200.	76	14605	No
188	GOM_NL__2PRFIN20041215_095301_000000392033_00022_14605_7744.N1	15-DEC-2004 09:53:01	Bright	38.500	150	44Zet Per	2.8900	28000.	77	14605	No
189	GOM_NL__2PRFIN20041215_095518_000000372033_00022_14605_7745.N1	15-DEC-2004 09:55:18	Bright	37.000	149	45Eps Per	2.8880	30000.	74	14605	No
190	GOM_NL__2PRFIN20041215_095729_000000392033_00022_14605_7746.N1	15-DEC-2004 09:57:29	Bright	38.500	175	39Del Per	3.0100	19400.	77	14605	No
191	GOM_NL__2PRFIN20041215_095915_000000372033_00022_14605_7747.N1	15-DEC-2004 09:59:15	Bright	36.500	160	23Gam Per	2.9300	4700.0	73	14605	No
192	GOM_NL__2PRFIN20041215_100225_000000382033_00022_14605_7748.N1	15-DEC-2004 10:02:25	Bright	38.000	110	37Del Cas	2.6780	8900.0	76	14605	No
193	GOM_NL__2PRFIN20041215_100911_000000392033_00022_14605_7749.N1	15-DEC-2004 10:09:11	Bright	38.500	49	1Alp UMi	1.9900	6300.0	77	14605	No
194	GOM_NL__2PRFIN20041215_101354_000000412033_00022_14605_7750.N1	15-DEC-2004 10:13:54	Bright	41.000	60	7Bet UMi	2.0810	3950.0	82	14605	No
195	GOM_NL__2PRFIN20041215_101548_000000502033_00022_14605_7751.N1	15-DEC-2004 10:15:48	Bright	50.000	82	48Bet UMa	2.3650	10600.	100	14605	No
196	GOM_NL__2PRFIN20041215_101834_000000452033_00022_14605_7752.N1	15-DEC-2004 10:18:34	Bright	45.000	32	77Eps UMa	1.7630	11000.	90	14605	No
197	GOM_NL__2PRFIN20041215_102107_000000432033_00022_14605_7753.N1	15-DEC-2004 10:21:07	Bright	42.500	39	85Eta UMa	1.8540	24000.	85	14605	No
198	GOM_NL__2PRFIN20041215_102428_000000392033_00022_14605_7754.N1	15-DEC-2004 10:24:28	Bright	39.000	180	27Gam Boo	3.0400	8000.0	78	14605	No
199	GOM_NL__2PRFIN20041215_102741_000000502033_00022_14605_7755.N1	15-DEC-2004 10:27:41	Bright	49.500	83		2.3780	11000.	99	14605	No
200	GOM_NL__2PRFIN20041215_103058_000000442033_00022_14605_7756.N1	15-DEC-2004 10:30:58	Bright	43.500	111	8Eta Boo	2.6800	6000.0	87	14605	No
201	GOM_NL__2PRFIN20041215_104053_000000552033_00022_14605_7757.N1	15-DEC-2004 10:40:53	Twi_and_stray	54.500	15	67Alp Vir	0.97600	28000.	109	14605	No
202	GOM_NL__2PRFIN20041215_104422_000000502033_00022_14605_7758.N1	15-DEC-2004 10:44:22	Dark	49.500	169	46Gam Hya	2.9910	4700.0	99	14605	No
203	GOM_NL__2PRFIN20041215_104603_000000472033_00022_14605_7759.N1	15-DEC-2004 10:46:03	Dark	47.000	54	5The Cen	2.0550	4500.0	94	14605	No
204	GOM_NL__2PRFIN20041215_104814_000000402033_00022_14605_7760.N1	15-DEC-2004 10:48:14	Dark	39.500	78	Alp Lup	2.3040	28000.	79	14605	No
205	GOM_NL__2PRFIN20041215_105150_000000492033_00022_14605_7761.N1	15-DEC-2004 10:51:50	Dark	48.500	4	Alp1Cen	-0.010000	5800.0	97	14605	No
206	GOM_NL__2PRFIN20041215_105335_000000412033_00023_14606_7729.N1	15-DEC-2004 10:53:35	Dark	41.000	20	Bet Cru	1.2530	30000.	82	14606	No
207	GOM_NL__2PRFIN20041215_105536_000000402033_00023_14606_7730.N1	15-DEC-2004 10:55:36	Dark	39.500	112	Alp Mus	2.6880	26000.	79	14606	No
208	GOM_NL__2PRFIN20041215_105940_000000422033_00023_14606_7731.N1	15-DEC-2004 10:59:40	Dark	41.500	159	Ups Car	2.9200	7200.0	83	14606	No
209	GOM_NL__2PRFIN20041215_110059_000000462033_00023_14606_7732.N1	15-DEC-2004 11:00:59	Dark	45.500	71	Iot Car	2.2460	7700.0	91	14606	No
210	GOM_NL__2PRFIN20041215_110329_000000722033_00023_14606_7733.N1	15-DEC-2004 11:03:29	Dark	72.000	65	Lam Vel	2.2040	4400.0	144	14606	No
211	GOM_NL__2PRFIN20041215_110537_000000602033_00023_14606_7734.N1	15-DEC-2004 11:05:37	Dark	60.000	34	Gam2Vel	1.7930	23000.	120	14606	No
212	GOM_NL__2PRFIN20041215_110746_000000552033_00023_14606_7735.N1	15-DEC-2004 11:07:46	Dark	55.000	2	Alp Car	-0.73600	7000.0	110	14606	No
213	GOM_NL__2PRFIN20041215_111032_000000582033_00023_14606_7736.N1	15-DEC-2004 11:10:32	Dark	57.500	117	Pi Pup	2.7060	3800.0	115	14606	No
214	GOM_NL__2PRFIN20041215_111347_000000612033_00023_14606_7737.N1	15-DEC-2004 11:13:47	Straylight	60.500	23	21Eps CMa	1.5020	26000.	121	14606	No
215	GOM_NL__2PRFIN20041215_111537_000000552033_00023_14606_7738.N1	15-DEC-2004 11:15:37	Straylight	54.500	179	24Omi2CMa	3.0320	24000.	109	14606	No
216	GOM_NL__2PRFIN20041215_112155_000000572033_00023_14606_7739.N1	15-DEC-2004 11:21:55	Straylight	57.000	7	19Bet Ori	0.10000	14000.	114	14606	No
217	GOM_NL__2PRFIN20041215_112409_000000562033_00023_14606_7740.N1	15-DEC-2004 11:24:09	Straylight	55.500	30	46Eps Ori	1.6940	30000.	111	14606	No
218	GOM_NL__2PRFIN20041215_112721_000000642033_00023_14606_7741.N1	15-DEC-2004 11:27:21	Twi_and_stray	64.000	14	58Alp Ori	0.87000	3000.0	128	14606	No
219	GOM_NL__2PRFIN20041215_112916_000000502033_00023_14606_7742.N1	15-DEC-2004 11:29:16	Twi_and_stray	50.000	13	87Alp Tau	0.86700	3800.0	100	14606	No

220	GOM_NL__2PRFIN20041215_113126_00000402033_00023_14606_7743.N1	15-DEC-2004 11:31:26	Bright	39.500	146	25Eta Tau	2.8730	15200.	79	14606	No
221	GOM_NL__2PRFIN20041215_113336_00000382033_00023_14606_7744.N1	15-DEC-2004 11:33:36	Bright	37.500	150	44Zet Per	2.8900	28000.	75	14606	No
222	GOM_NL__2PRFIN20041215_113551_00000392033_00023_14606_7745.N1	15-DEC-2004 11:35:51	Bright	39.000	149	45Eps Per	2.8880	30000.	78	14606	No
223	GOM_NL__2PRFIN20041215_113805_00000382033_00023_14606_7746.N1	15-DEC-2004 11:38:05	Bright	37.500	175	39Del Per	3.0100	19400.	75	14606	No
224	GOM_NL__2PRFIN20041215_113948_00000412033_00023_14606_7747.N1	15-DEC-2004 11:39:48	Bright	40.500	160	23Gam Per	2.9300	4700.0	81	14606	No
225	GOM_NL__2PRFIN20041215_114302_00000372033_00023_14606_7748.N1	15-DEC-2004 11:43:02	Bright	37.000	110	37Del Cas	2.6780	8900.0	74	14606	No
226	GOM_NL__2PRFIN20041215_114948_00000392033_00023_14606_7749.N1	15-DEC-2004 11:49:48	Bright	38.500	49	1Alp UMi	1.9900	6300.0	77	14606	No
227	GOM_NL__2PRFIN20041215_115430_00000392033_00023_14606_7750.N1	15-DEC-2004 11:54:30	Bright	39.000	60	7Bet UMi	2.0810	3950.0	78	14606	No
228	GOM_NL__2PRFIN20041215_115624_00000522033_00023_14606_7751.N1	15-DEC-2004 11:56:24	Bright	52.000	82	48Bet UMa	2.3650	10600.	104	14606	No
229	GOM_NL__2PRFIN20041215_115910_00000452033_00023_14606_7752.N1	15-DEC-2004 11:59:10	Bright	44.500	32	77Eps UMa	1.7630	11000.	89	14606	No
230	GOM_NL__2PRFIN20041215_120143_00000392033_00023_14606_7753.N1	15-DEC-2004 12:01:43	Bright	38.500	39	85Eta UMa	1.8540	24000.	77	14606	No
231	GOM_NL__2PRFIN20041215_120504_00000442033_00023_14606_7754.N1	15-DEC-2004 12:05:04	Bright	43.500	180	27Gam Boo	3.0400	8000.0	87	14606	No
232	GOM_NL__2PRFIN20041215_120816_00000372033_00023_14606_7755.N1	15-DEC-2004 12:08:16	Bright	36.500	83		2.3780	11000.	73	14606	No
233	GOM_NL__2PRFIN20041215_121135_00000432033_00023_14606_7756.N1	15-DEC-2004 12:11:35	Bright	43.000	111	8Eta Boo	2.6800	6000.0	86	14606	No
234	GOM_NL__2PRFIN20041215_122130_00000532033_00023_14606_7757.N1	15-DEC-2004 12:21:30	Twi_and_stray	53.000	15	67Alp Vir	0.97600	28000.	106	14606	No
235	GOM_NL__2PRFIN20041215_122500_00000512033_00023_14606_7758.N1	15-DEC-2004 12:25:00	Dark	50.500	169	46Gam Hya	2.9910	4700.0	101	14606	No
236	GOM_NL__2PRFIN20041215_122639_00000472033_00023_14606_7759.N1	15-DEC-2004 12:26:39	Dark	47.000	54	5The Cen	2.0550	4500.0	94	14606	No
237	GOM_NL__2PRFIN20041215_122850_00000412033_00023_14606_7760.N1	15-DEC-2004 12:28:50	Dark	41.000	78	Alp Lup	2.3040	28000.	82	14606	No
238	GOM_NL__2PRFIN20041215_123226_00000522033_00023_14606_7761.N1	15-DEC-2004 12:32:26	Dark	52.000	4	Alp1Cen	-0.010000	5800.0	104	14606	No
239	GOM_NL__2PRFIN20041215_123411_00000422033_00024_14607_7729.N1	15-DEC-2004 12:34:11	Dark	42.000	20	Bet Cru	1.2530	30000.	84	14607	No
240	GOM_NL__2PRFIN20041215_123612_00000392033_00024_14607_7730.N1	15-DEC-2004 12:36:12	Dark	38.500	112	Alp Mus	2.6880	26000.	77	14607	No
241	GOM_NL__2PRFIN20041215_124015_00000422033_00024_14607_7731.N1	15-DEC-2004 12:40:15	Dark	41.500	159	Ups Car	2.9200	7200.0	83	14607	No
242	GOM_NL__2PRFIN20041215_124134_00000482033_00024_14607_7732.N1	15-DEC-2004 12:41:34	Dark	47.500	71	lot Car	2.2460	7700.0	95	14607	No
243	GOM_NL__2PRFIN20041215_124407_00000702033_00024_14607_7733.N1	15-DEC-2004 12:44:07	Dark	69.500	65	Lam Vel	2.2040	4400.0	139	14607	No
244	GOM_NL__2PRFIN20041215_124615_00000492033_00024_14607_7734.N1	15-DEC-2004 12:46:15	Dark	48.500	34	Gam2Vel	1.7930	23000.	97	14607	No
245	GOM_NL__2PRFIN20041215_124825_00000502033_00024_14607_7735.N1	15-DEC-2004 12:48:25	Dark	50.000	2	Alp Car	-0.73600	7000.0	100	14607	No
246	GOM_NL__2PRFIN20041215_125108_00000582033_00024_14607_7736.N1	15-DEC-2004 12:51:08	Dark	57.500	117	Pi Pup	2.7060	3800.0	115	14607	No
247	GOM_NL__2PRFIN20041215_125424_00000592033_00024_14607_7737.N1	15-DEC-2004 12:54:24	Straylight	59.000	23	21Eps CMa	1.5020	26000.	118	14607	No
248	GOM_NL__2PRFIN20041215_125613_00000572033_00024_14607_7738.N1	15-DEC-2004 12:56:13	Straylight	57.000	179	24Omi2CMa	3.0320	24000.	114	14607	No
249	GOM_NL__2PRFIN20041215_125917_00000702033_00024_14607_7739.N1	15-DEC-2004 12:59:17	Straylight	69.500	1	9Alp CMa	-1.4400	11000.	139	14607	No
250	GOM_NL__2PRFIN20041215_130231_00000502033_00024_14607_7740.N1	15-DEC-2004 13:02:31	Straylight	50.000	7	19Bet Ori	0.10000	14000.	100	14607	No
251	GOM_NL__2PRFIN20041215_130447_00000522033_00024_14607_7741.N1	15-DEC-2004 13:04:47	Straylight	51.500	30	46Eps Ori	1.6940	30000.	103	14607	No
252	GOM_NL__2PRFIN20041215_130757_00000672033_00024_14607_7742.N1	15-DEC-2004 13:07:57	Twi_and_stray	67.000	14	58Alp Ori	0.87000	3000.0	134	14607	No
253	GOM_NL__2PRFIN20041215_130953_00000512033_00024_14607_7743.N1	15-DEC-2004 13:09:53	Twi_and_stray	50.500	13	87Alp Tau	0.86700	3800.0	101	14607	No
254	GOM_NL__2PRFIN20041215_131203_00000382033_00024_14607_7744.N1	15-DEC-2004 13:12:03	Bright	38.000	146	25Eta Tau	2.8730	15200.	76	14607	No
255	GOM_NL__2PRFIN20041215_131412_00000382033_00024_14607_7745.N1	15-DEC-2004 13:14:12	Bright	38.000	150	44Zet Per	2.8900	28000.	76	14607	No
256	GOM_NL__2PRFIN20041215_131629_00000372033_00024_14607_7746.N1	15-DEC-2004 13:16:29	Bright	37.000	149	45Eps Per	2.8880	30000.	74	14607	No
257	GOM_NL__2PRFIN20041215_131841_00000372033_00024_14607_7747.N1	15-DEC-2004 13:18:41	Bright	36.500	175	39Del Per	3.0100	19400.	73	14607	No
258	GOM_NL__2PRFIN20041215_132026_00000392033_00024_14607_7748.N1	15-DEC-2004 13:20:26	Bright	38.500	160	23Gam Per	2.9300	4700.0	77	14607	No
259	GOM_NL__2PRFIN20041215_132338_00000382033_00024_14607_7749.N1	15-DEC-2004 13:23:38	Bright	37.500	110	37Del Cas	2.6780	8900.0	75	14607	No
260	GOM_NL__2PRFIN20041215_133506_00000352033_00024_14607_7750.N1	15-DEC-2004 13:35:06	Bright	34.500	60	7Bet UMi	2.0810	3950.0	69	14607	No
261	GOM_NL__2PRFIN20041215_133658_00000512033_00024_14607_7751.N1	15-DEC-2004 13:36:58	Bright	50.500	82	48Bet UMa	2.3650	10600.	101	14607	No
262	GOM_NL__2PRFIN20041215_133946_00000432033_00024_14607_7752.N1	15-DEC-2004 13:39:46	Bright	43.000	32	77Eps UMa	1.7630	11000.	86	14607	No
263	GOM_NL__2PRFIN20041215_134220_00000402033_00024_14607_7753.N1	15-DEC-2004 13:42:20	Bright	40.000	39	85Eta UMa	1.8540	24000.	80	14607	No
264	GOM_NL__2PRFIN20041215_134539_00000552033_00024_14607_7754.N1	15-DEC-2004 13:45:39	Bright	55.000	180	27Gam Boo	3.0400	8000.0	110	14607	No
265	GOM_NL__2PRFIN20041215_134852_00000372033_00024_14607_7755.N1	15-DEC-2004 13:48:52	Bright	36.500	83		2.3780	11000.	73	14607	No
266	GOM_NL__2PRFIN20041215_135211_00000432033_00024_14607_7756.N1	15-DEC-2004 13:52:11	Bright	42.500	111	8Eta Boo	2.6800	6000.0	85	14607	No
267	GOM_NL__2PRFIN20041215_140206_00000582033_00024_14607_7757.N1	15-DEC-2004 14:02:06	Twi_and_stray	57.500	15	67Alp Vir	0.97600	28000.	115	14607	No
268	GOM_NL__2PRFIN20041215_140536_00000512033_00024_14607_7758.N1	15-DEC-2004 14:05:36	Dark	50.500	169	46Gam Hya	2.9910	4700.0	101	14607	No
269	GOM_NL__2PRFIN20041215_140716_00000482033_00024_14607_7759.N1	15-DEC-2004 14:07:16	Dark	47.500	54	5The Cen	2.0550	4500.0	95	14607	No
270	GOM_NL__2PRFIN20041215_140926_00000402033_00024_14607_7760.N1	15-DEC-2004 14:09:26	Dark	40.000	78	Alp Lup	2.3040	28000.	80	14607	No
271	GOM_NL__2PRFIN20041215_141302_00000492033_00024_14607_7761.N1	15-DEC-2004 14:13:02	Dark	49.000	4	Alp1Cen	-0.010000	5800.0	98	14607	No
272	GOM_NL__2PRFIN20041215_141445_00000452033_00025_14608_7729.N1	15-DEC-2004 14:14:45	Dark	45.000	20	Bet Cru	1.2530	30000.	90	14608	No
273	GOM_NL__2PRFIN20041215_141648_00000402033_00025_14608_7730.N1	15-DEC-2004 14:16:48	Dark	39.500	112	Alp Mus	2.6880	26000.	79	14608	No
274	GOM_NL__2PRFIN20041215_142052_00000422033_00025_14608_7731.N1	15-DEC-2004 14:20:52	Dark	41.500	159	Ups Car	2.9200	7200.0	83	14608	No
275	GOM_NL__2PRFIN20041215_142213_00000432033_00025_14608_7732.N1	15-DEC-2004 14:22:13	Dark	42.500	71	lot Car	2.2460	7700.0	85	14608	No
276	GOM_NL__2PRFIN20041215_142443_00000602033_00025_14608_7733.N1	15-DEC-2004 14:24:43	Dark	59.500	65	Lam Vel	2.2040	4400.0	119	14608	No
277	GOM_NL__2PRFIN20041215_142652_00000492033_00025_14608_7734.N1	15-DEC-2004 14:26:52	Dark	49.000	34	Gam2Vel	1.7930	23000.	98	14608	No
278	GOM_NL__2PRFIN20041215_142859_00000512033_00025_14608_7735.N1	15-DEC-2004 14:28:59	Dark	51.000	2	Alp Car	-0.73600	7000.0	102	14608	No

279	GOM_NL__2PRFIN20041215_143145_00000552033_00025_14608_7736.N1	15-DEC-2004 14:31:45	Dark	55.000	117	Pi Pup	2.7060	3800.0	110	14608	No
280	GOM_NL__2PRFIN20041215_143500_00000622033_00025_14608_7737.N1	15-DEC-2004 14:35:00	Straylight	62.000	23	21Eps CMa	1.5020	26000.	124	14608	No
281	GOM_NL__2PRFIN20041215_143649_00000052033_00025_14608_7738.N1	15-DEC-2004 14:36:49	Straylight	5.0000	179	24Omi2CMa	3.0320	24000.	10	14608	No
282	GOM_NL__2PRFIN20041215_143953_00000672033_00025_14608_7739.N1	15-DEC-2004 14:39:53	Straylight	67.000	1	9Alp CMa	-1.4400	11000.	134	14608	No
283	GOM_NL__2PRFIN20041215_144307_00000572033_00025_14608_7740.N1	15-DEC-2004 14:43:07	Straylight	57.000	7	19Bet Ori	0.10000	14000.	114	14608	No
284	GOM_NL__2PRFIN20041215_144522_00000522033_00025_14608_7741.N1	15-DEC-2004 14:45:22	Straylight	51.500	30	46Eps Ori	1.6940	30000.	103	14608	No
285	GOM_NL__2PRFIN20041215_144832_00000672033_00025_14608_7742.N1	15-DEC-2004 14:48:32	Twi_and_stray	67.000	14	58Alp Ori	0.87000	3000.0	134	14608	No
286	GOM_NL__2PRFIN20041215_145027_00000502033_00025_14608_7743.N1	15-DEC-2004 14:50:27	Twi_and_stray	50.000	13	87Alp Tau	0.86700	3800.0	100	14608	No
287	GOM_NL__2PRFIN20041215_145239_00000392033_00025_14608_7744.N1	15-DEC-2004 14:52:39	Bright	39.000	146	25Eta Tau	2.8730	15200.	78	14608	No
288	GOM_NL__2PRFIN20041215_145448_00000402033_00025_14608_7745.N1	15-DEC-2004 14:54:48	Bright	40.000	150	44Zet Per	2.8900	28000.	80	14608	No
289	GOM_NL__2PRFIN20041215_145703_00000412033_00025_14608_7746.N1	15-DEC-2004 14:57:03	Bright	40.500	149	45Eps Per	2.8880	30000.	81	14608	No
290	GOM_NL__2PRFIN20041215_145915_00000402033_00025_14608_7747.N1	15-DEC-2004 14:59:15	Bright	39.500	175	39Del Per	3.0100	19400.	79	14608	No
291	GOM_NL__2PRFIN20041215_150102_00000382033_00025_14608_7748.N1	15-DEC-2004 15:01:02	Bright	37.500	160	23Gam Per	2.9300	4700.0	75	14608	No
292	GOM_NL__2PRFIN20041215_150414_00000372033_00025_14608_7749.N1	15-DEC-2004 15:04:14	Bright	37.000	110	37Del Cas	2.6780	8900.0	74	14608	No
293	GOM_NL__2PRFIN20041215_151059_00000382033_00025_14608_7750.N1	15-DEC-2004 15:10:59	Bright	38.000	49	1Alp UMi	1.9900	6300.0	76	14608	No
294	GOM_NL__2PRFIN20041215_151543_00000392033_00025_14608_7751.N1	15-DEC-2004 15:15:43	Bright	39.000	60	7Bet UMi	2.0810	3950.0	78	14608	No
295	GOM_NL__2PRFIN20041215_151734_00000512033_00025_14608_7752.N1	15-DEC-2004 15:17:34	Bright	51.000	82	48Bet UMa	2.3650	10600.	102	14608	No
296	GOM_NL__2PRFIN20041215_152021_00000422033_00025_14608_7753.N1	15-DEC-2004 15:20:21	Bright	42.000	32	77Eps UMa	1.7630	11000.	84	14608	No
297	GOM_NL__2PRFIN20041215_152254_00000442033_00025_14608_7754.N1	15-DEC-2004 15:22:54	Bright	43.500	39	85Eta UMa	1.8540	24000.	87	14608	No
298	GOM_NL__2PRFIN20041215_152616_00000382033_00025_14608_7755.N1	15-DEC-2004 15:26:16	Bright	37.500	180	27Gam Boo	3.0400	8000.0	75	14608	No
299	GOM_NL__2PRFIN20041215_152928_00000392033_00025_14608_7756.N1	15-DEC-2004 15:29:28	Bright	39.000	83		2.3780	11000.	78	14608	No
300	GOM_NL__2PRFIN20041215_153245_00000472033_00025_14608_7757.N1	15-DEC-2004 15:32:45	Bright	46.500	111	8Eta Boo	2.6800	6000.0	93	14608	No
301	GOM_NL__2PRFIN20041215_154243_00000492033_00025_14608_7758.N1	15-DEC-2004 15:42:43	Twi_and_stray	48.500	15	67Alp Vir	0.97600	28000.	97	14608	No
302	GOM_NL__2PRFIN20041215_154613_00000482033_00025_14608_7759.N1	15-DEC-2004 15:46:13	Dark	48.000	169	46Gam Hya	2.9910	4700.0	96	14608	No
303	GOM_NL__2PRFIN20041215_154753_00000432033_00025_14608_7760.N1	15-DEC-2004 15:47:53	Dark	43.000	54	5The Cen	2.0550	4500.0	86	14608	No
304	GOM_NL__2PRFIN20041215_155002_00000402033_00025_14608_7761.N1	15-DEC-2004 15:50:02	Dark	40.000	78	Alp Lup	2.3040	28000.	80	14608	No
305	GOM_NL__2PRFIN20041215_155338_00000522033_00025_14608_7762.N1	15-DEC-2004 15:53:38	Dark	52.000	4	Alp1Cen	-0.010000	5800.0	104	14608	No
306	GOM_NL__2PRFIN20041215_155524_00000452033_00026_14609_7729.N1	15-DEC-2004 15:55:24	Dark	45.000	20	Bet Cru	1.2530	30000.	90	14609	No
307	GOM_NL__2PRFIN20041215_155726_00000392033_00026_14609_7730.N1	15-DEC-2004 15:57:26	Dark	39.000	112	Alp Mus	2.6880	26000.	78	14609	No
308	GOM_NL__2PRFIN20041215_160129_00000412033_00026_14609_7731.N1	15-DEC-2004 16:01:29	Dark	41.000	159	Ups Car	2.9200	7200.0	82	14609	No
309	GOM_NL__2PRFIN20041215_160250_00000462033_00026_14609_7732.N1	15-DEC-2004 16:02:50	Dark	46.000	71	Iot Car	2.2460	7700.0	92	14609	No
310	GOM_NL__2PRFIN20041215_160520_00000702033_00026_14609_7733.N1	15-DEC-2004 16:05:20	Dark	70.000	65	Lam Vel	2.2040	4400.0	140	14609	No
311	GOM_NL__2PRFIN20041215_160729_00000492033_00026_14609_7734.N1	15-DEC-2004 16:07:29	Dark	48.500	34	Gam2Vel	1.7930	23000.	97	14609	No
312	GOM_NL__2PRFIN20041215_160937_00000502033_00026_14609_7735.N1	15-DEC-2004 16:09:37	Dark	50.000	2	Alp Car	-0.73600	7000.0	100	14609	No
313	GOM_NL__2PRFIN20041215_161221_00000062033_00026_14609_7736.N1	15-DEC-2004 16:12:21	Dark	6.0000	117	Pi Pup	2.7060	3800.0	12	14609	No
314	GOM_NL__2PRFIN20041215_161534_00000632033_00026_14609_7737.N1	15-DEC-2004 16:15:34	Straylight	62.500	23	21Eps CMa	1.5020	26000.	125	14609	No
315	GOM_NL__2PRFIN20041215_161725_00000562033_00026_14609_7738.N1	15-DEC-2004 16:17:25	Straylight	55.500	179	24Omi2CMa	3.0320	24000.	111	14609	No
316	GOM_NL__2PRFIN20041215_162029_00000712033_00026_14609_7739.N1	15-DEC-2004 16:20:29	Straylight	71.000	1	9Alp CMa	-1.4400	11000.	142	14609	No
317	GOM_NL__2PRFIN20041215_162341_00000532033_00026_14609_7740.N1	15-DEC-2004 16:23:41	Straylight	53.000	7	19Bet Ori	0.10000	14000.	106	14609	No
318	GOM_NL__2PRFIN20041215_162556_00000522033_00026_14609_7741.N1	15-DEC-2004 16:25:56	Straylight	51.500	30	46Eps Ori	1.6940	30000.	103	14609	No
319	GOM_NL__2PRFIN20041215_162906_00000672033_00026_14609_7742.N1	15-DEC-2004 16:29:06	Twi_and_stray	67.000	14	58Alp Ori	0.87000	3000.0	134	14609	No
320	GOM_NL__2PRFIN20041215_163103_00000542033_00026_14609_7743.N1	15-DEC-2004 16:31:03	Twi_and_stray	54.000	13	87Alp Tau	0.86700	3800.0	108	14609	No
321	GOM_NL__2PRFIN20041215_163314_00000402033_00026_14609_7744.N1	15-DEC-2004 16:33:14	Bright	39.500	146	25Eta Tau	2.8730	15200.	79	14609	No
322	GOM_NL__2PRFIN20041215_163524_00000392033_00026_14609_7745.N1	15-DEC-2004 16:35:24	Bright	38.500	150	44Zet Per	2.8900	28000.	77	14609	No
323	GOM_NL__2PRFIN20041215_163741_00000372033_00026_14609_7746.N1	15-DEC-2004 16:37:41	Bright	36.500	149	45Eps Per	2.8880	30000.	73	14609	No
324	GOM_NL__2PRFIN20041215_163953_00000382033_00026_14609_7747.N1	15-DEC-2004 16:39:53	Bright	37.500	175	39Del Per	3.0100	19400.	75	14609	No
325	GOM_NL__2PRFIN20041215_164139_00000382033_00026_14609_7748.N1	15-DEC-2004 16:41:39	Bright	37.500	160	23Gam Per	2.9300	4700.0	75	14609	No
326	GOM_NL__2PRFIN20041215_164448_00000402033_00026_14609_7749.N1	15-DEC-2004 16:44:48	Bright	39.500	110	37Del Cas	2.6780	8900.0	79	14609	No
327	GOM_NL__2PRFIN20041215_165135_00000382033_00026_14609_7750.N1	15-DEC-2004 16:51:35	Bright	38.000	49	1Alp UMi	1.9900	6300.0	76	14609	No
328	GOM_NL__2PRFIN20041215_165618_00000402033_00026_14609_7751.N1	15-DEC-2004 16:56:18	Bright	39.500	60	7Bet UMi	2.0810	3950.0	79	14609	No
329	GOM_NL__2PRFIN20041215_165809_00000532033_00026_14609_7752.N1	15-DEC-2004 16:58:09	Bright	53.000	82	48Bet UMa	2.3650	10600.	106	14609	No
330	GOM_NL__2PRFIN20041215_170057_00000452033_00026_14609_7753.N1	15-DEC-2004 17:00:57	Bright	44.500	32	77Eps UMa	1.7630	11000.	89	14609	No
331	GOM_NL__2PRFIN20041215_170331_00000392033_00026_14609_7754.N1	15-DEC-2004 17:03:31	Bright	39.000	39	85Eta UMa	1.8540	24000.	78	14609	No
332	GOM_NL__2PRFIN20041215_170652_00000382033_00026_14609_7755.N1	15-DEC-2004 17:06:52	Bright	37.500	180	27Gam Boo	3.0400	8000.0	75	14609	No
333	GOM_NL__2PRFIN20041215_171004_00000372033_00026_14609_7756.N1	15-DEC-2004 17:10:04	Bright	37.000	83		2.3780	11000.	74	14609	No
334	GOM_NL__2PRFIN20041215_171323_00000442033_00026_14609_7757.N1	15-DEC-2004 17:13:23	Bright	44.000	111	8Eta Boo	2.6800	6000.0	88	14609	No
335	GOM_NL__2PRFIN20041215_172320_00000532033_00026_14609_7758.N1	15-DEC-2004 17:23:20	Twi_and_stray	52.500	15	67Alp Vir	0.97600	28000.	105	14609	No
336	GOM_NL__2PRFIN20041215_172650_00000502033_00026_14609_7759.N1	15-DEC-2004 17:26:50	Dark	49.500	169	46Gam Hya	2.9910	4700.0	99	14609	No
337	GOM_NL__2PRFIN20041215_172830_00000472033_00026_14609_7760.N1	15-DEC-2004 17:28:30	Dark	46.500	54	5The Cen	2.0550	4500.0	93	14609	No

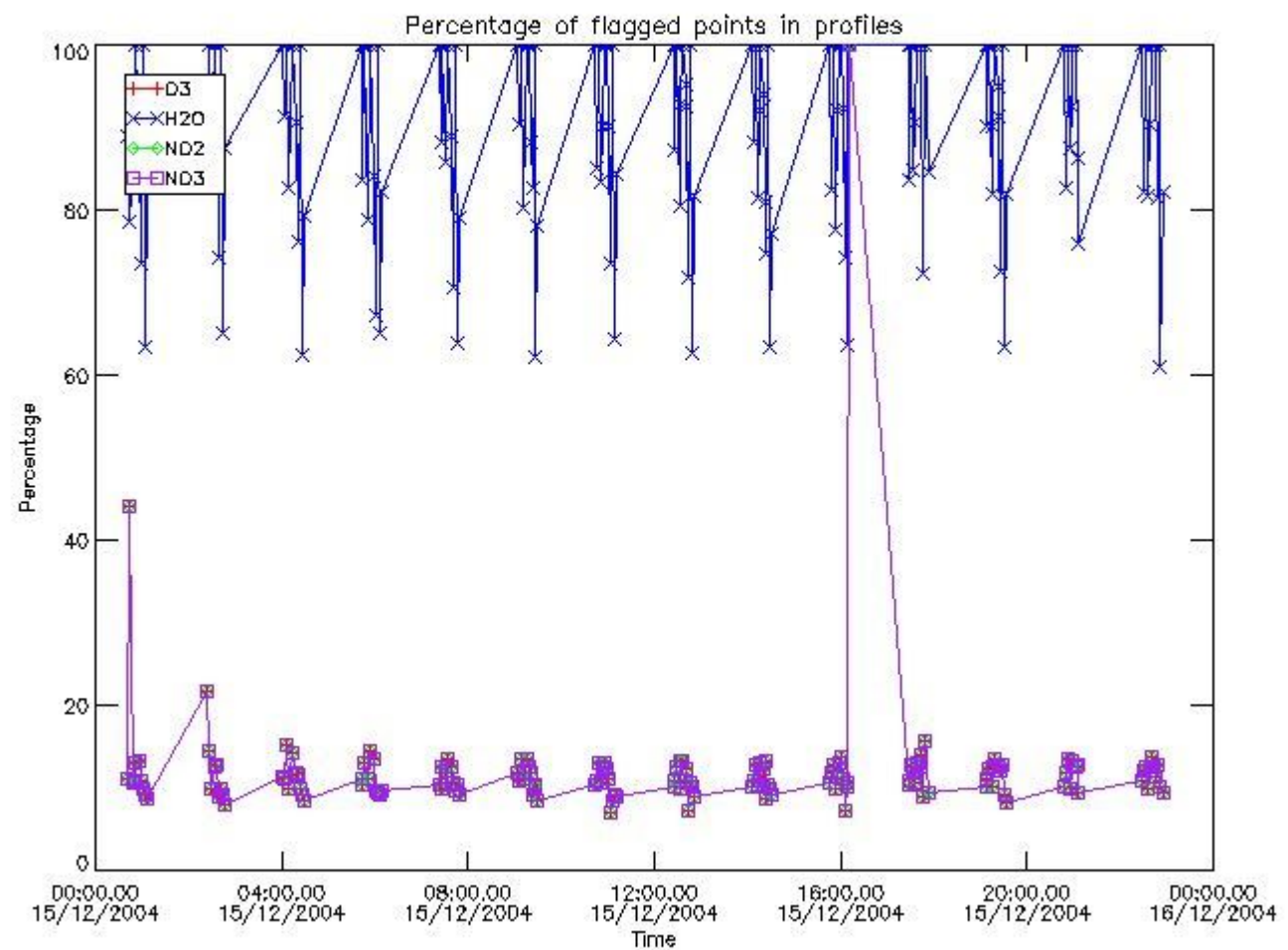
338	GOM_NL__2PRFIN20041215_173039_000000402033_00026_14609_7761.N1	15-DEC-2004 17:30:39	Dark	40.000	78	Alp Lup	2.3040	28000.	80	14609	No
339	GOM_NL__2PRFIN20041215_173414_000000442033_00026_14609_7762.N1	15-DEC-2004 17:34:14	Dark	43.500	4	Alp1Cen	-0.010000	5800.0	87	14609	No
340	GOM_NL__2PRFIN20041215_173601_000000482033_00027_14610_7729.N1	15-DEC-2004 17:36:01	Dark	48.000	20	Bet Cru	1.2530	30000.	96	14610	No
341	GOM_NL__2PRFIN20041215_173802_000000402033_00027_14610_7730.N1	15-DEC-2004 17:38:02	Dark	39.500	112	Alp Mus	2.6880	26000.	79	14610	No
342	GOM_NL__2PRFIN20041215_174206_000000412033_00027_14610_7731.N1	15-DEC-2004 17:42:06	Dark	40.500	159	Ups Car	2.9200	7200.0	81	14610	No
343	GOM_NL__2PRFIN20041215_174327_000000442033_00027_14610_7732.N1	15-DEC-2004 17:43:27	Dark	43.500	71	Iot Car	2.2460	7700.0	87	14610	No
344	GOM_NL__2PRFIN20041215_174521_000000572033_00027_14610_7733.N1	15-DEC-2004 17:45:21	Dark	56.500	41	Eps Car	1.8600	4100.0	113	14610	No
345	GOM_NL__2PRFIN20041215_174806_000000322033_00027_14610_7734.N1	15-DEC-2004 17:48:06	Dark	32.000	34	Gam2Vel	1.7930	23000.	64	14610	No
346	GOM_NL__2PRFIN20041215_175258_000000592033_00027_14610_7735.N1	15-DEC-2004 17:52:58	Dark	59.000	117	Pi Pup	2.7060	3800.0	118	14610	No
347	GOM_NL__2PRFIN20041215_175611_000000622033_00027_14610_7736.N1	15-DEC-2004 17:56:11	Straylight	62.000	23	21Eps CMa	1.5020	26000.	124	14610	No
348	GOM_NL__2PRFIN20041215_175802_000000582033_00027_14610_7737.N1	15-DEC-2004 17:58:02	Straylight	58.000	179	24Omi2CMa	3.0320	24000.	116	14610	No
349	GOM_NL__2PRFIN20041215_180105_000000742033_00027_14610_7738.N1	15-DEC-2004 18:01:05	Straylight	74.000	1	9Alp CMa	-1.4400	11000.	148	14610	No
350	GOM_NL__2PRFIN20041215_180417_000000552033_00027_14610_7739.N1	15-DEC-2004 18:04:17	Straylight	54.500	7	19Bet Ori	0.10000	14000.	109	14610	No
351	GOM_NL__2PRFIN20041215_180635_000000512033_00027_14610_7740.N1	15-DEC-2004 18:06:35	Straylight	50.500	30	46Eps Ori	1.6940	30000.	101	14610	No
352	GOM_NL__2PRFIN20041215_180942_000000672033_00027_14610_7741.N1	15-DEC-2004 18:09:42	Twi_and_stray	67.000	14	58Alp Ori	0.87000	3000.0	134	14610	No
353	GOM_NL__2PRFIN20041215_181140_000000542033_00027_14610_7742.N1	15-DEC-2004 18:11:40	Twi_and_stray	54.000	13	87Alp Tau	0.86700	3800.0	108	14610	No
354	GOM_NL__2PRFIN20041215_181348_000000412033_00027_14610_7743.N1	15-DEC-2004 18:13:48	Bright	40.500	146	25Eta Tau	2.8730	15200.	81	14610	No
355	GOM_NL__2PRFIN20041215_181600_000000382033_00027_14610_7744.N1	15-DEC-2004 18:16:00	Bright	38.000	150	44Zet Per	2.8900	28000.	76	14610	No
356	GOM_NL__2PRFIN20041215_181817_000000382033_00027_14610_7745.N1	15-DEC-2004 18:18:17	Bright	38.000	149	45Eps Per	2.8880	30000.	76	14610	No
357	GOM_NL__2PRFIN20041215_182029_000000372033_00027_14610_7746.N1	15-DEC-2004 18:20:29	Bright	37.000	175	39Del Per	3.0100	19400.	74	14610	No
358	GOM_NL__2PRFIN20041215_182213_000000412033_00027_14610_7747.N1	15-DEC-2004 18:22:13	Bright	40.500	160	23Gam Per	2.9300	4700.0	81	14610	No
359	GOM_NL__2PRFIN20041215_182527_000000392033_00027_14610_7748.N1	15-DEC-2004 18:25:27	Bright	38.500	110	37Del Cas	2.6780	8900.0	77	14610	No
360	GOM_NL__2PRFIN20041215_183209_000000402033_00027_14610_7749.N1	15-DEC-2004 18:32:09	Bright	40.000	49	1Alp UMi	1.9900	6300.0	80	14610	No
361	GOM_NL__2PRFIN20041215_183653_000000372033_00027_14610_7750.N1	15-DEC-2004 18:36:53	Bright	36.500	60	7Bet UMi	2.0810	3950.0	73	14610	No
362	GOM_NL__2PRFIN20041215_183844_000000522033_00027_14610_7751.N1	15-DEC-2004 18:38:44	Bright	52.000	82	48Bet UMa	2.3650	10600.	104	14610	No
363	GOM_NL__2PRFIN20041215_184133_000000442033_00027_14610_7752.N1	15-DEC-2004 18:41:33	Bright	44.000	32	77Eps UMa	1.7630	11000.	88	14610	No
364	GOM_NL__2PRFIN20041215_184407_000000422033_00027_14610_7753.N1	15-DEC-2004 18:44:07	Bright	41.500	39	85Eta UMa	1.8540	24000.	83	14610	No
365	GOM_NL__2PRFIN20041215_184728_000000402033_00027_14610_7754.N1	15-DEC-2004 18:47:28	Bright	39.500	180	27Gam Boo	3.0400	8000.0	79	14610	No
366	GOM_NL__2PRFIN20041215_185041_000000382033_00027_14610_7755.N1	15-DEC-2004 18:50:41	Bright	38.000	83		2.3780	11000.	76	14610	No
367	GOM_NL__2PRFIN20041215_185357_000000462033_00027_14610_7756.N1	15-DEC-2004 18:53:57	Bright	45.500	111	8Eta Boo	2.6800	6000.0	91	14610	No
368	GOM_NL__2PRFIN20041215_185758_000000542033_00027_14610_7757.N1	15-DEC-2004 18:57:58	Bright	54.000	138	47Eps Vir	2.8280	4700.0	108	14610	No
369	GOM_NL__2PRFIN20041215_190356_000000572033_00027_14610_7758.N1	15-DEC-2004 19:03:56	Twi_and_stray	57.000	15	67Alp Vir	0.97600	28000.	114	14610	No
370	GOM_NL__2PRFIN20041215_190726_000000512033_00027_14610_7759.N1	15-DEC-2004 19:07:26	Dark	50.500	169	46Gam Hya	2.9910	4700.0	101	14610	No
371	GOM_NL__2PRFIN20041215_190903_000000462033_00027_14610_7760.N1	15-DEC-2004 19:09:03	Dark	45.500	54	5The Cen	2.0550	4500.0	91	14610	No
372	GOM_NL__2PRFIN20041215_191115_000000422033_00027_14610_7761.N1	15-DEC-2004 19:11:15	Dark	41.500	78	Alp Lup	2.3040	28000.	83	14610	No
373	GOM_NL__2PRFIN20041215_191450_000000512033_00027_14610_7762.N1	15-DEC-2004 19:14:50	Dark	50.500	4	Alp1Cen	-0.010000	5800.0	101	14610	No
374	GOM_NL__2PRFIN20041215_191637_000000412033_00028_14611_7840.N1	15-DEC-2004 19:16:37	Dark	41.000	20	Bet Cru	1.2530	30000.	82	14611	No
375	GOM_NL__2PRFIN20041215_191839_000000382033_00028_14611_7841.N1	15-DEC-2004 19:18:39	Dark	37.500	112	Alp Mus	2.6880	26000.	75	14611	No
376	GOM_NL__2PRFIN20041215_192242_000000402033_00028_14611_7842.N1	15-DEC-2004 19:22:42	Dark	40.000	159	Ups Car	2.9200	7200.0	80	14611	No
377	GOM_NL__2PRFIN20041215_192404_000000412033_00028_14611_7843.N1	15-DEC-2004 19:24:04	Dark	41.000	71	Iot Car	2.2460	7700.0	82	14611	No
378	GOM_NL__2PRFIN20041215_192558_000000432033_00028_14611_7844.N1	15-DEC-2004 19:25:58	Dark	42.500	41	Eps Car	1.8600	4100.0	85	14611	No
379	GOM_NL__2PRFIN20041215_192843_000000402033_00028_14611_7845.N1	15-DEC-2004 19:28:43	Dark	39.500	34	Gam2Vel	1.7930	23000.	79	14611	No
380	GOM_NL__2PRFIN20041215_193050_000000552033_00028_14611_7846.N1	15-DEC-2004 19:30:50	Dark	55.000	2	Alp Car	-0.73600	7000.0	110	14611	No
381	GOM_NL__2PRFIN20041215_193334_000000622033_00028_14611_7847.N1	15-DEC-2004 19:33:34	Dark	61.500	117	Pi Pup	2.7060	3800.0	123	14611	No
382	GOM_NL__2PRFIN20041215_193647_000000622033_00028_14611_7848.N1	15-DEC-2004 19:36:47	Straylight	62.000	23	21Eps CMa	1.5020	26000.	124	14611	No
383	GOM_NL__2PRFIN20041215_193837_000000572033_00028_14611_7849.N1	15-DEC-2004 19:38:37	Straylight	56.500	179	24Omi2CMa	3.0320	24000.	113	14611	No
384	GOM_NL__2PRFIN20041215_194141_000000662033_00028_14611_7850.N1	15-DEC-2004 19:41:41	Straylight	66.000	1	9Alp CMa	-1.4400	11000.	132	14611	No
385	GOM_NL__2PRFIN20041215_194455_000000522033_00028_14611_7851.N1	15-DEC-2004 19:44:55	Straylight	52.000	7	19Bet Ori	0.10000	14000.	104	14611	No
386	GOM_NL__2PRFIN20041215_194711_000000512033_00028_14611_7852.N1	15-DEC-2004 19:47:11	Straylight	50.500	30	46Eps Ori	1.6940	30000.	101	14611	No
387	GOM_NL__2PRFIN20041215_195019_000000672033_00028_14611_7853.N1	15-DEC-2004 19:50:19	Twi_and_stray	67.000	14	58Alp Ori	0.87000	3000.0	134	14611	No
388	GOM_NL__2PRFIN20041215_195216_000000542033_00028_14611_7854.N1	15-DEC-2004 19:52:16	Twi_and_stray	54.000	13	87Alp Tau	0.86700	3800.0	108	14611	No
389	GOM_NL__2PRFIN20041215_195427_000000372033_00028_14611_7855.N1	15-DEC-2004 19:54:27	Bright	37.000	146	25Eta Tau	2.8730	15200.	74	14611	No
390	GOM_NL__2PRFIN20041215_195637_000000372033_00028_14611_7856.N1	15-DEC-2004 19:56:37	Bright	36.500	150	44Zet Per	2.8900	28000.	73	14611	No
391	GOM_NL__2PRFIN20041215_195854_000000372033_00028_14611_7857.N1	15-DEC-2004 19:58:54	Bright	36.500	149	45Eps Per	2.8880	30000.	73	14611	No
392	GOM_NL__2PRFIN20041215_200105_000000362033_00028_14611_7858.N1	15-DEC-2004 20:01:05	Bright	36.000	175	39Del Per	3.0100	19400.	72	14611	No
393	GOM_NL__2PRFIN20041215_200251_000000382033_00028_14611_7859.N1	15-DEC-2004 20:02:51	Bright	37.500	160	23Gam Per	2.9300	4700.0	75	14611	No
394	GOM_NL__2PRFIN20041215_200604_000000382033_00028_14611_7860.N1	15-DEC-2004 20:06:04	Bright	38.000	110	37Del Cas	2.6780	8900.0	76	14611	No
395	GOM_NL__2PRFIN20041215_201247_000000372033_00028_14611_7861.N1	15-DEC-2004 20:12:47	Bright	37.000	49	1Alp UMi	1.9900	6300.0	74	14611	No
396	GOM_NL__2PRFIN20041215_201730_000000412033_00028_14611_7862.N1	15-DEC-2004 20:17:30	Bright	40.500	60	7Bet UMi	2.0810	3950.0	81	14611	No

397	GOM_NL__2PRFIN20041215_201919_000000492033_00028_14611_7863.N1	15-DEC-2004 20:19:19	Bright	49.000	82	48Bet UMa	2.3650	10600.	98	14611	No
398	GOM_NL__2PRFIN20041215_202208_000000462033_00028_14611_7864.N1	15-DEC-2004 20:22:08	Bright	46.000	32	77Eps UMa	1.7630	11000.	92	14611	No
399	GOM_NL__2PRFIN20041215_202442_000000582033_00028_14611_7865.N1	15-DEC-2004 20:24:42	Bright	58.000	39	85Eta UMa	1.8540	24000.	116	14611	No
400	GOM_NL__2PRFIN20041215_202803_000000392033_00028_14611_7866.N1	15-DEC-2004 20:28:03	Bright	38.500	180	27Gam Boo	3.0400	8000.0	77	14611	No
401	GOM_NL__2PRFIN20041215_203116_000000392033_00028_14611_7867.N1	15-DEC-2004 20:31:16	Bright	39.000	83		2.3780	11000.	78	14611	No
402	GOM_NL__2PRFIN20041215_203435_000000452033_00028_14611_7868.N1	15-DEC-2004 20:34:35	Bright	44.500	111	8Eta Boo	2.6800	6000.0	89	14611	No
403	GOM_NL__2PRFIN20041215_203834_000000532033_00028_14611_7869.N1	15-DEC-2004 20:38:34	Bright	53.000	138	47Eps Vir	2.8280	4700.0	106	14611	No
404	GOM_NL__2PRFIN20041215_204433_000000542033_00028_14611_7870.N1	15-DEC-2004 20:44:33	Twilight	53.500	15	67Alp Vir	0.97600	28000.	107	14611	No
405	GOM_NL__2PRFIN20041215_204803_000000512033_00028_14611_7871.N1	15-DEC-2004 20:48:03	Dark	50.500	169	46Gam Hya	2.9910	4700.0	101	14611	No
406	GOM_NL__2PRFIN20041215_204941_000000442033_00028_14611_7872.N1	15-DEC-2004 20:49:41	Dark	43.500	54	5The Cen	2.0550	4500.0	87	14611	No
407	GOM_NL__2PRFIN20041215_205151_000000382033_00028_14611_7873.N1	15-DEC-2004 20:51:51	Dark	37.500	78	Alp Lup	2.3040	28000.	75	14611	No
408	GOM_NL__2PRFIN20041215_205527_000000522033_00028_14611_7874.N1	15-DEC-2004 20:55:27	Dark	52.000	4	Alp1Cen	-0.010000	5800.0	104	14611	No
409	GOM_NL__2PRFIN20041215_205714_000000412033_00029_14612_7729.N1	15-DEC-2004 20:57:14	Dark	40.500	20	Bet Cru	1.2530	30000.	81	14612	No
410	GOM_NL__2PRFIN20041215_205915_000000392033_00029_14612_7730.N1	15-DEC-2004 20:59:15	Dark	38.500	112	Alp Mus	2.6880	26000.	77	14612	No
411	GOM_NL__2PRFIN20041215_210318_000000412033_00029_14612_7731.N1	15-DEC-2004 21:03:18	Dark	40.500	159	Ups Car	2.9200	7200.0	81	14612	No
412	GOM_NL__2PRFIN20041215_210440_000000442033_00029_14612_7732.N1	15-DEC-2004 21:04:40	Dark	44.000	71	lot Car	2.2460	7700.0	88	14612	No
413	GOM_NL__2PRFIN20041215_210634_000000542033_00029_14612_7733.N1	15-DEC-2004 21:06:34	Dark	54.000	41	Eps Car	1.8600	4100.0	108	14612	No
414	GOM_NL__2PRFIN20041215_222509_000000562033_00029_14612_7734.N1	15-DEC-2004 22:25:09	Twilight	56.000	15	67Alp Vir	0.97600	28000.	112	14612	No
415	GOM_NL__2PRFIN20041215_222839_000000472033_00029_14612_7735.N1	15-DEC-2004 22:28:39	Dark	47.000	169	46Gam Hya	2.9910	4700.0	94	14612	No
416	GOM_NL__2PRFIN20041215_223018_000000432033_00029_14612_7736.N1	15-DEC-2004 22:30:18	Dark	42.500	54	5The Cen	2.0550	4500.0	85	14612	No
417	GOM_NL__2PRFIN20041215_223227_000000412033_00029_14612_7737.N1	15-DEC-2004 22:32:27	Dark	40.500	78	Alp Lup	2.3040	28000.	81	14612	No
418	GOM_NL__2PRFIN20041215_223603_000000522033_00029_14612_7738.N1	15-DEC-2004 22:36:03	Dark	52.000	4	Alp1Cen	-0.010000	5800.0	104	14612	No
419	GOM_NL__2PRFIN20041215_223750_000000422033_00030_14613_7841.N1	15-DEC-2004 22:37:50	Dark	42.000	20	Bet Cru	1.2530	30000.	84	14613	No
420	GOM_NL__2PRFIN20041215_223950_000000372033_00030_14613_7842.N1	15-DEC-2004 22:39:50	Dark	37.000	112	Alp Mus	2.6880	26000.	74	14613	No
421	GOM_NL__2PRFIN20041215_224355_000000412033_00030_14613_7843.N1	15-DEC-2004 22:43:55	Dark	40.500	159	Ups Car	2.9200	7200.0	81	14613	No
422	GOM_NL__2PRFIN20041215_224516_000000452033_00030_14613_7844.N1	15-DEC-2004 22:45:16	Dark	45.000	71	lot Car	2.2460	7700.0	90	14613	No
423	GOM_NL__2PRFIN20041215_224710_000000442033_00030_14613_7845.N1	15-DEC-2004 22:47:10	Dark	43.500	41	Eps Car	1.8600	4100.0	87	14613	No
424	GOM_NL__2PRFIN20041215_224956_000000512033_00030_14613_7846.N1	15-DEC-2004 22:49:56	Dark	50.500	34	Gam2Vel	1.7930	23000.	101	14613	No
425	GOM_NL__2PRFIN20041215_225203_000000512033_00030_14613_7847.N1	15-DEC-2004 22:52:03	Dark	50.500	2	Alp Car	-0.73600	7000.0	101	14613	No
426	GOM_NL__2PRFIN20041215_225447_000000542033_00030_14613_7848.N1	15-DEC-2004 22:54:47	Dark	54.000	117	Pi Pup	2.7060	3800.0	108	14613	No
427	GOM_NL__2PRFIN20041215_225801_000000592033_00030_14613_7849.N1	15-DEC-2004 22:58:01	Straylight	59.000	23	21Eps CMa	1.5020	26000.	118	14613	No
428	GOM_NL__2PRFIN20041215_225950_000000582033_00030_14613_7850.N1	15-DEC-2004 22:59:50	Straylight	57.500	179	24Omi2CMa	3.0320	24000.	115	14613	No
429	GOM_NL__2PRFIN20041215_230253_000000722033_00030_14613_7851.N1	15-DEC-2004 23:02:53	Straylight	71.500	1	9Alp CMa	-1.4400	11000.	143	14613	No
430	GOM_NL__2PRFIN20041215_230607_000000542033_00030_14613_7852.N1	15-DEC-2004 23:06:07	Straylight	54.000	7	19Bet Ori	0.10000	14000.	108	14613	No
431	GOM_NL__2PRFIN20041215_230820_000000542033_00030_14613_7853.N1	15-DEC-2004 23:08:20	Straylight	53.500	30	46Eps Ori	1.6940	30000.	107	14613	No
432	GOM_NL__2PRFIN20041215_231128_000000672033_00030_14613_7854.N1	15-DEC-2004 23:11:28	Twilight	67.000	14	58Alp Ori	0.87000	3000.0	134	14613	No
433	GOM_NL__2PRFIN20041215_231327_000000502033_00030_14613_7855.N1	15-DEC-2004 23:13:27	Twilight	49.500	13	87Alp Tau	0.86700	3800.0	99	14613	No
434	GOM_NL__2PRFIN20041215_231538_000000402033_00030_14613_7856.N1	15-DEC-2004 23:15:38	Bright	39.500	146	25Eta Tau	2.8730	15200.	79	14613	No
435	GOM_NL__2PRFIN20041215_231747_000000392033_00030_14613_7857.N1	15-DEC-2004 23:17:47	Bright	39.000	150	44Zet Per	2.8900	28000.	78	14613	No
436	GOM_NL__2PRFIN20041215_232005_000000372033_00030_14613_7858.N1	15-DEC-2004 23:20:05	Bright	36.500	149	45Eps Per	2.8880	30000.	73	14613	No
437	GOM_NL__2PRFIN20041215_232217_000000372033_00030_14613_7859.N1	15-DEC-2004 23:22:17	Bright	36.500	175	39Del Per	3.0100	19400.	73	14613	No
438	GOM_NL__2PRFIN20041215_232403_000000392033_00030_14613_7860.N1	15-DEC-2004 23:24:03	Bright	38.500	160	23Gam Per	2.9300	4700.0	77	14613	No
439	GOM_NL__2PRFIN20041215_232715_000000372033_00030_14613_7861.N1	15-DEC-2004 23:27:15	Bright	37.000	110	37Del Cas	2.6780	8900.0	74	14613	No
440	GOM_NL__2PRFIN20041215_233359_000000382033_00030_14613_7862.N1	15-DEC-2004 23:33:59	Bright	37.500	49	1Alp UMi	1.9900	6300.0	75	14613	No
441	GOM_NL__2PRFIN20041215_233842_000000402033_00030_14613_7863.N1	15-DEC-2004 23:38:42	Bright	40.000	60	7Bet UMi	2.0810	3950.0	80	14613	No
442	GOM_NL__2PRFIN20041215_234029_000000542033_00030_14613_7864.N1	15-DEC-2004 23:40:29	Bright	54.000	82	48Bet UMa	2.3650	10600.	108	14613	No
443	GOM_NL__2PRFIN20041215_234319_000000452033_00030_14613_7865.N1	15-DEC-2004 23:43:19	Bright	45.000	32	77Eps UMa	1.7630	11000.	90	14613	No
444	GOM_NL__2PRFIN20041215_234554_000000422033_00030_14613_7866.N1	15-DEC-2004 23:45:54	Bright	42.000	39	85Eta UMa	1.8540	24000.	84	14613	No
445	GOM_NL__2PRFIN20041215_234915_000000382033_00030_14613_7867.N1	15-DEC-2004 23:49:15	Bright	38.000	180	27Gam Boo	3.0400	8000.0	76	14613	No
446	GOM_NL__2PRFIN20041215_235228_000000372033_00030_14613_7868.N1	15-DEC-2004 23:52:28	Bright	37.000	83		2.3780	11000.	74	14613	No
447	GOM_NL__2PRFIN20041215_235548_000000432033_00030_14613_7869.N1	15-DEC-2004 23:55:48	Bright	43.000	111	8Eta Boo	2.6800	6000.0	86	14613	No

### 3. Quality information per product

In this section it is plotted some information contained in the Quality Summary data set of the level 2 products. Only products in dark limb conditions and without errors (error flag in the MPH set to "0") are used.

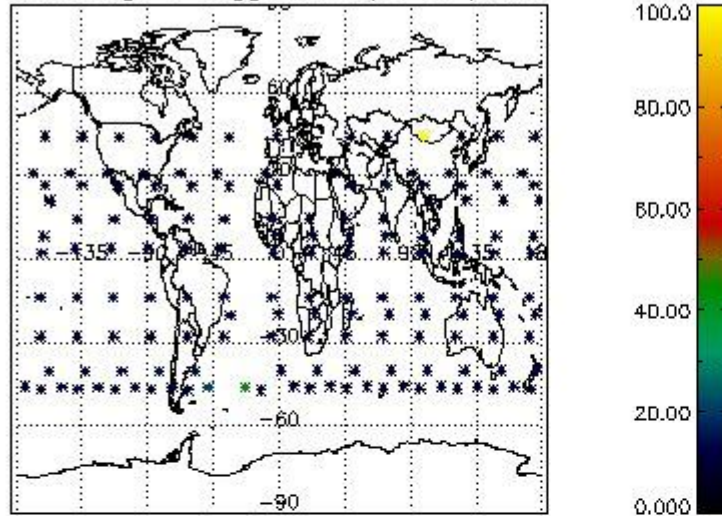
3.1 Plot quality information per product (time dependant)



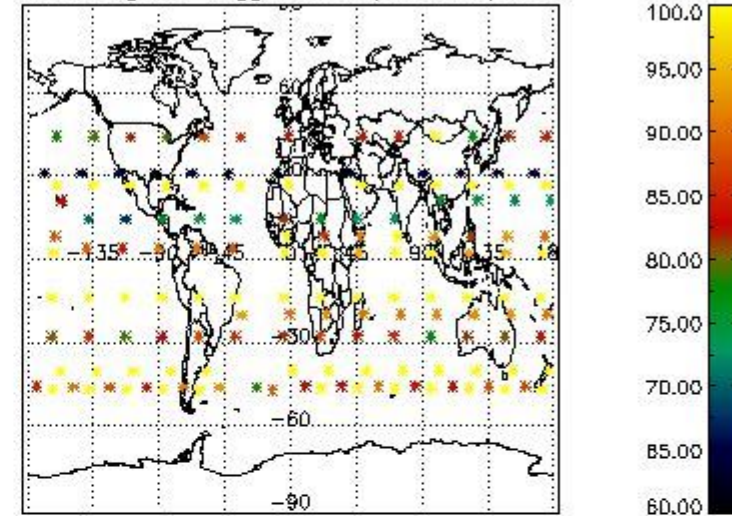
3.2 Plot quality information per product (world map)



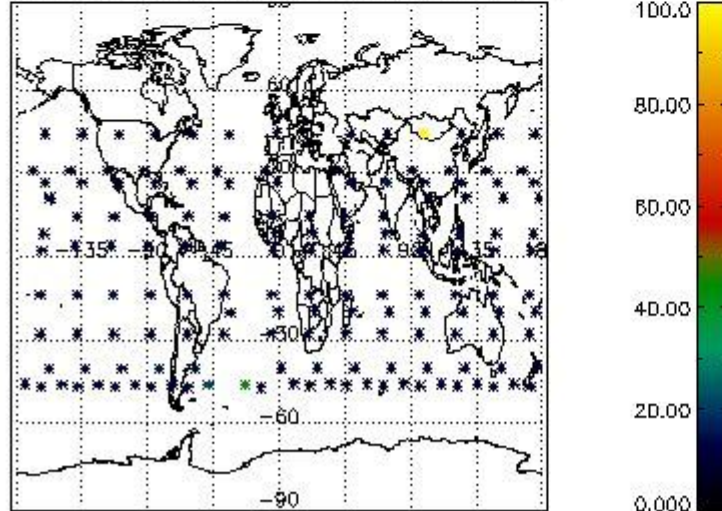
Percentage of flagged data per O3 profile



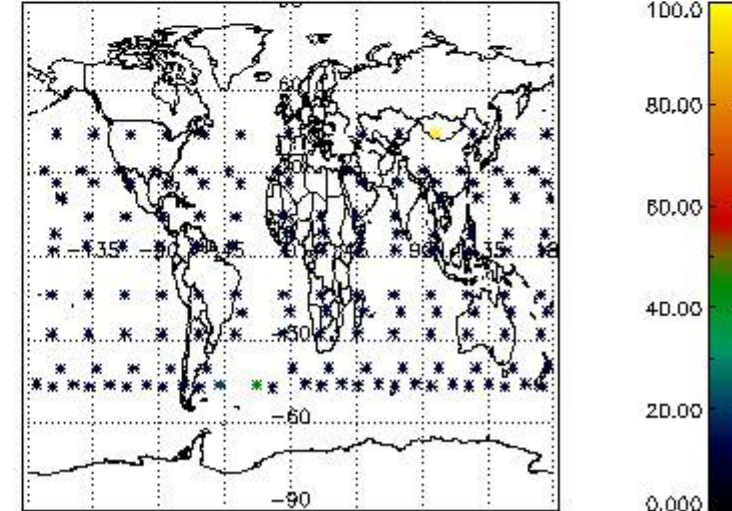
Percentage of flagged data per H2O profile



Percentage of flagged data per NO2 profile



Percentage of flagged data per NO3 profile

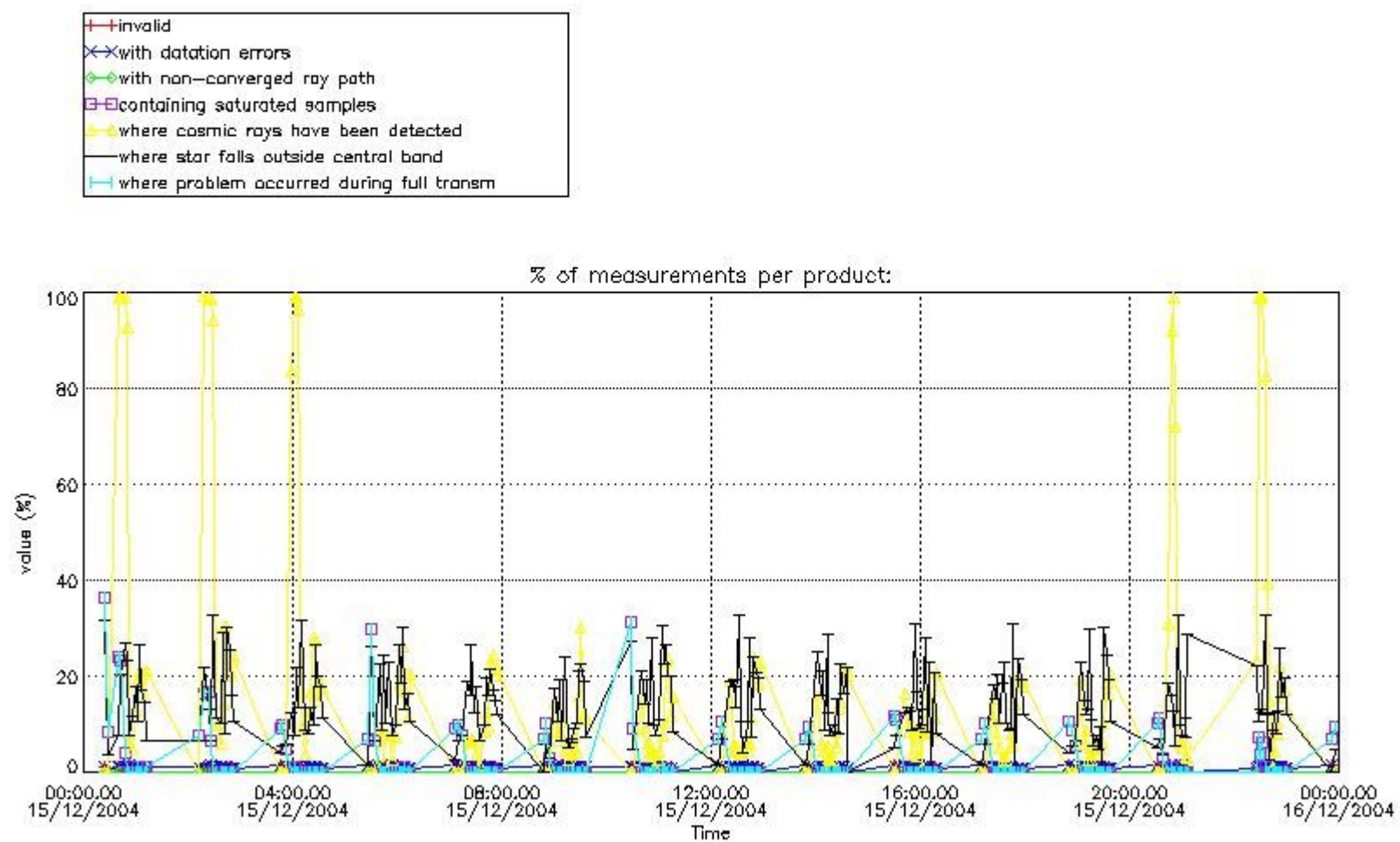


#### 4. Level 1 quality information per product

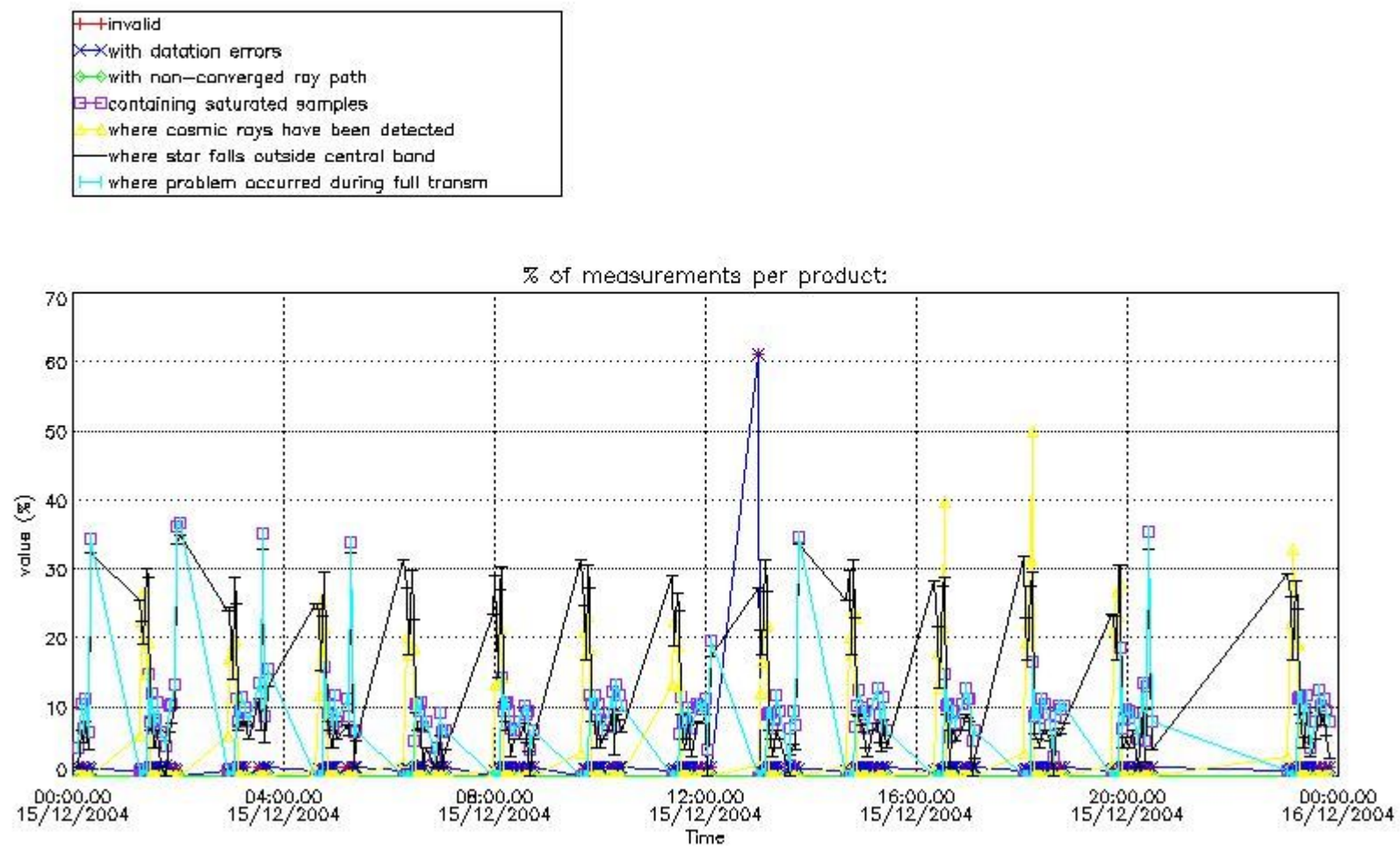
In this section it is plotted some information contained in the Quality Summary data set of the level 2 products that comes from the level 1b processing. Products without errors (error flag in the MPH set to "0") are used.

##### 4.1 Plot quality information per product (time dependant) coming from level 1b processing

###### 4.1.1 Plot level 1 quality information per product (time dependant): ENVISAT ASCENDING passes

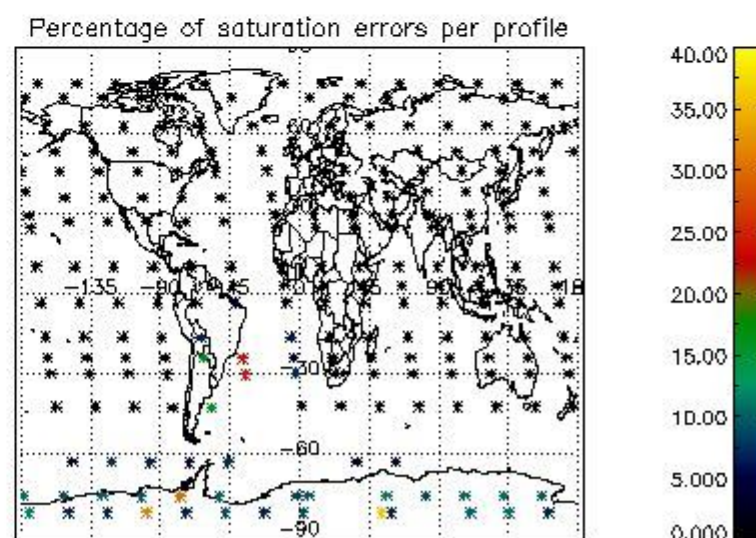
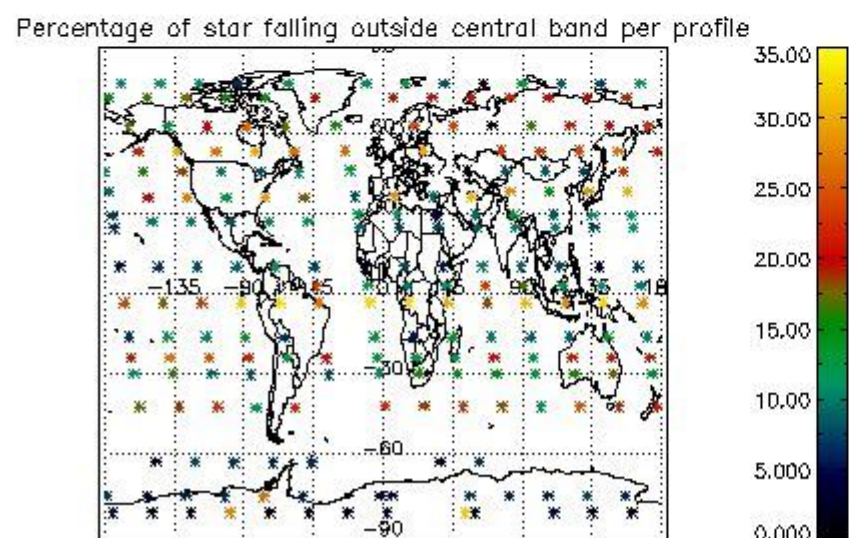
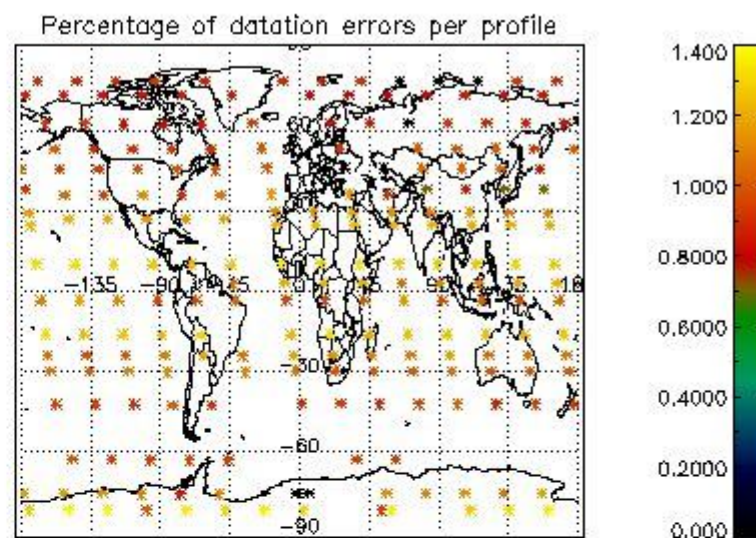
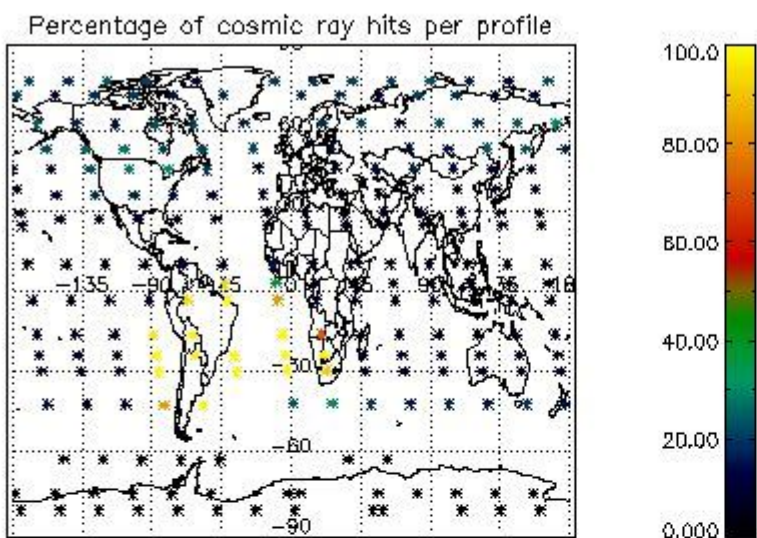


4.1.2 Plot level 1 quality information per product (time dependant): ENVI SAT DESCENDING passes

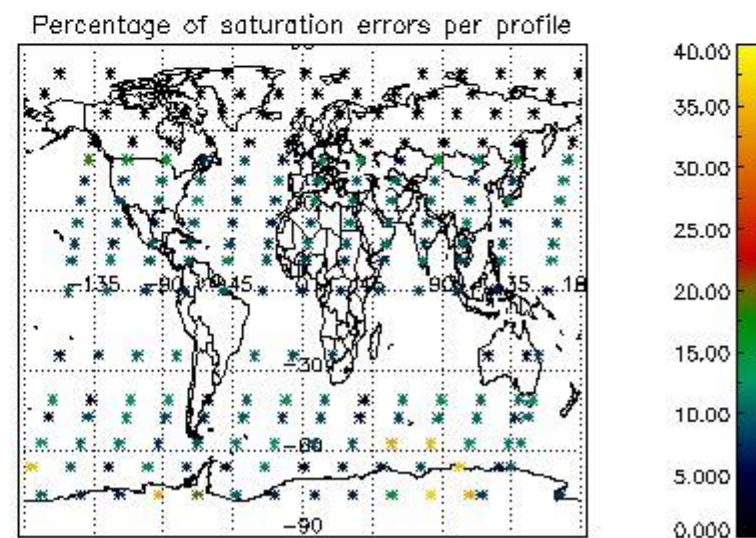
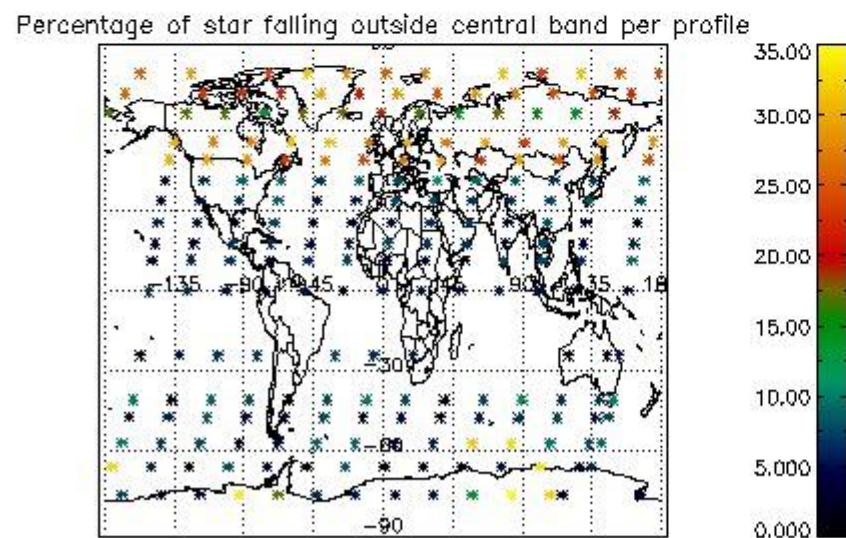

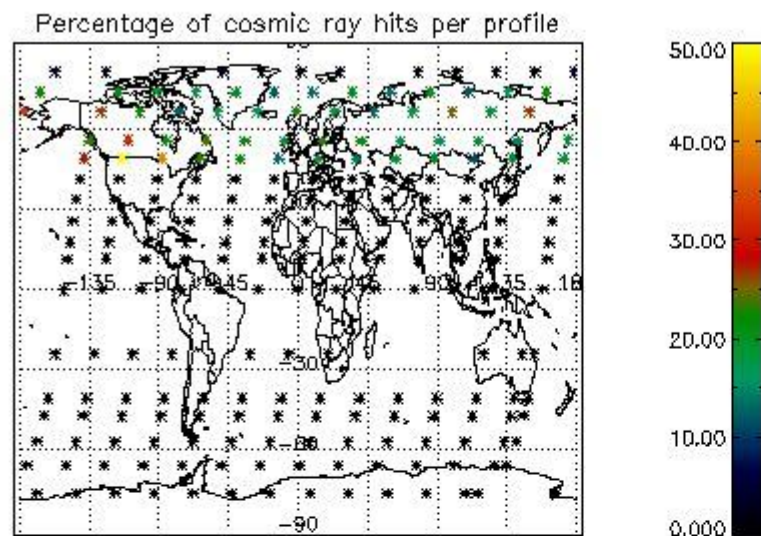


4.2 Plot quality information per product coming from level 1b processing (world map)

4.2.1 Plot level 1 quality information per product (world map): ENVISAT ASCENDING passes



4.2.2 Plot level 1 quality information per product (world map): ENVISAT DESCENDING passes



## 5. Trace gas profiles

### 5.1 Ozone statistics based on quality of products

The final quality of the products can be "measured" using the STD (Standard Deviation) attached to every point profile. This information is written to the parameter GOM\_NL\_\_2P/NL\_LOCAL\_SPECIES\_DENSITY/o3\_std of the level 2 products. The table below shows the statistics for given STD ranges.

The statistics are given with respect to the overall valid production:

- Products without fatal errors: GOM\_NL\_\_2P/MPH/PRODUCT\_ERR=0
- Valid point profile: GOM\_NL\_\_2P/NL\_LOCAL\_SPECIES\_DENSITY/pcd(0)=0

The 'Criteria' is applied to valid points of dark limb products:

- Products in dark limb illumination condition: GOM\_NL\_\_2P/NL\_SUMMARY\_QUALITY/obs\_ill\_cond=0
- Products without fatal errors: GOM\_NL\_\_2P/MPH/PRODUCT\_ERR=0
- Valid point profile: GOM\_NL\_\_2P/NL\_LOCAL\_SPECIES\_DENSITY/pcd(0)=0

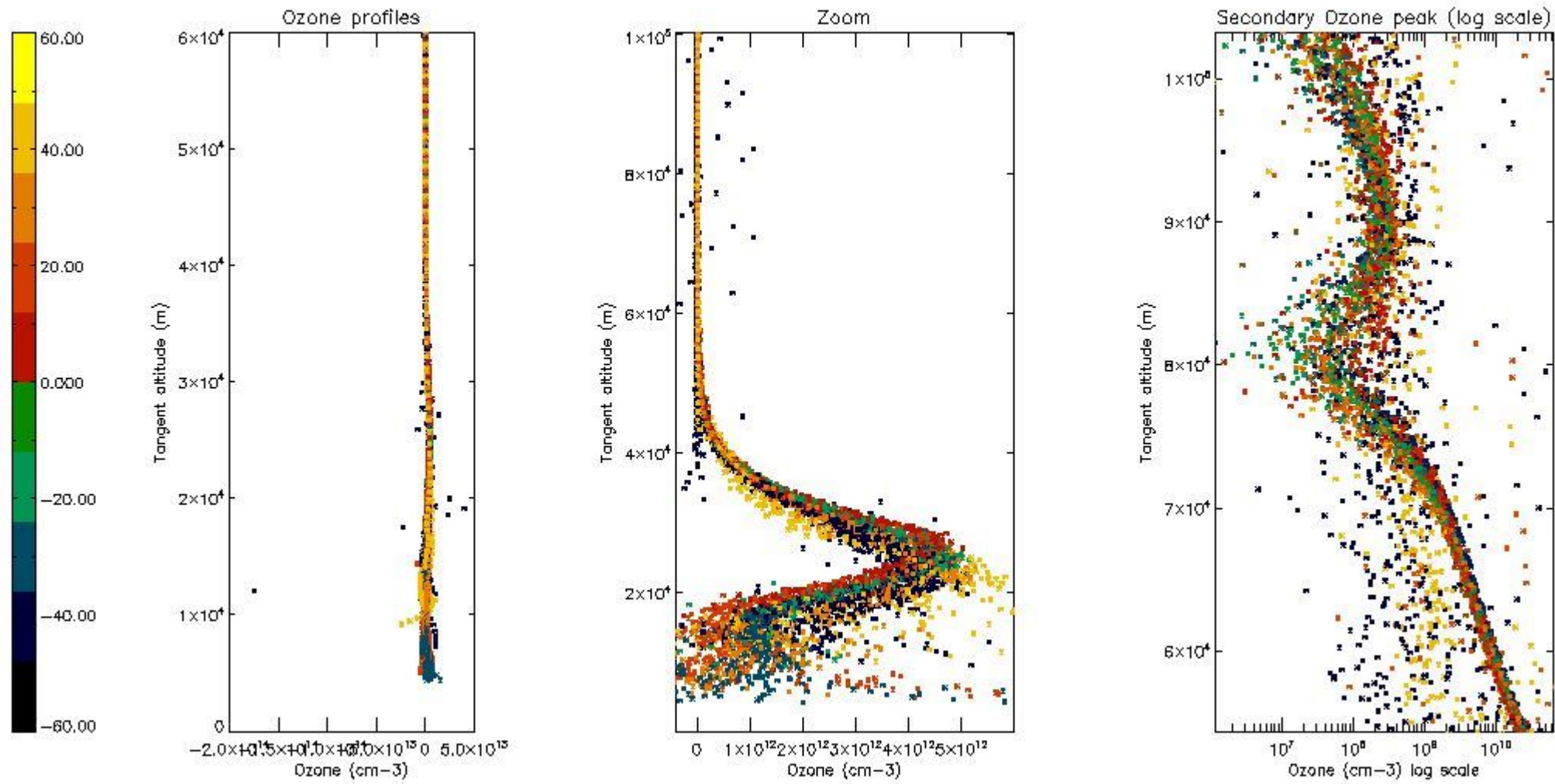
So, the table below shows the percentage of dark limb and valid observations for each criteria with respect to the overall valid daily observations.

Criteria	% of total production
All STD	34
STD < 20	17

STD < 10	13
STD < 5	8

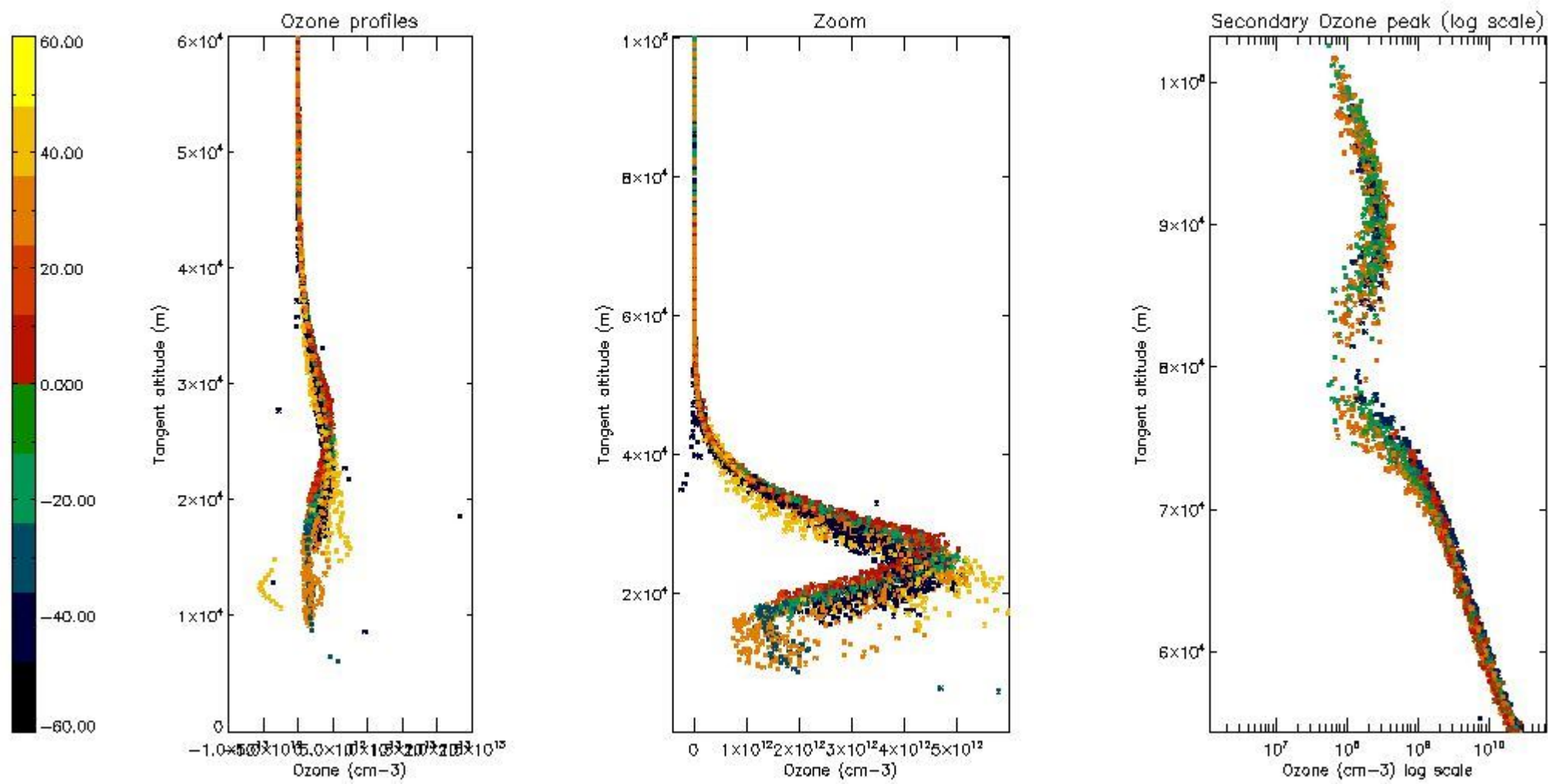
5.2 Plot ozone profiles for all STD (dark without errors)

The colorbar represents the latitude.



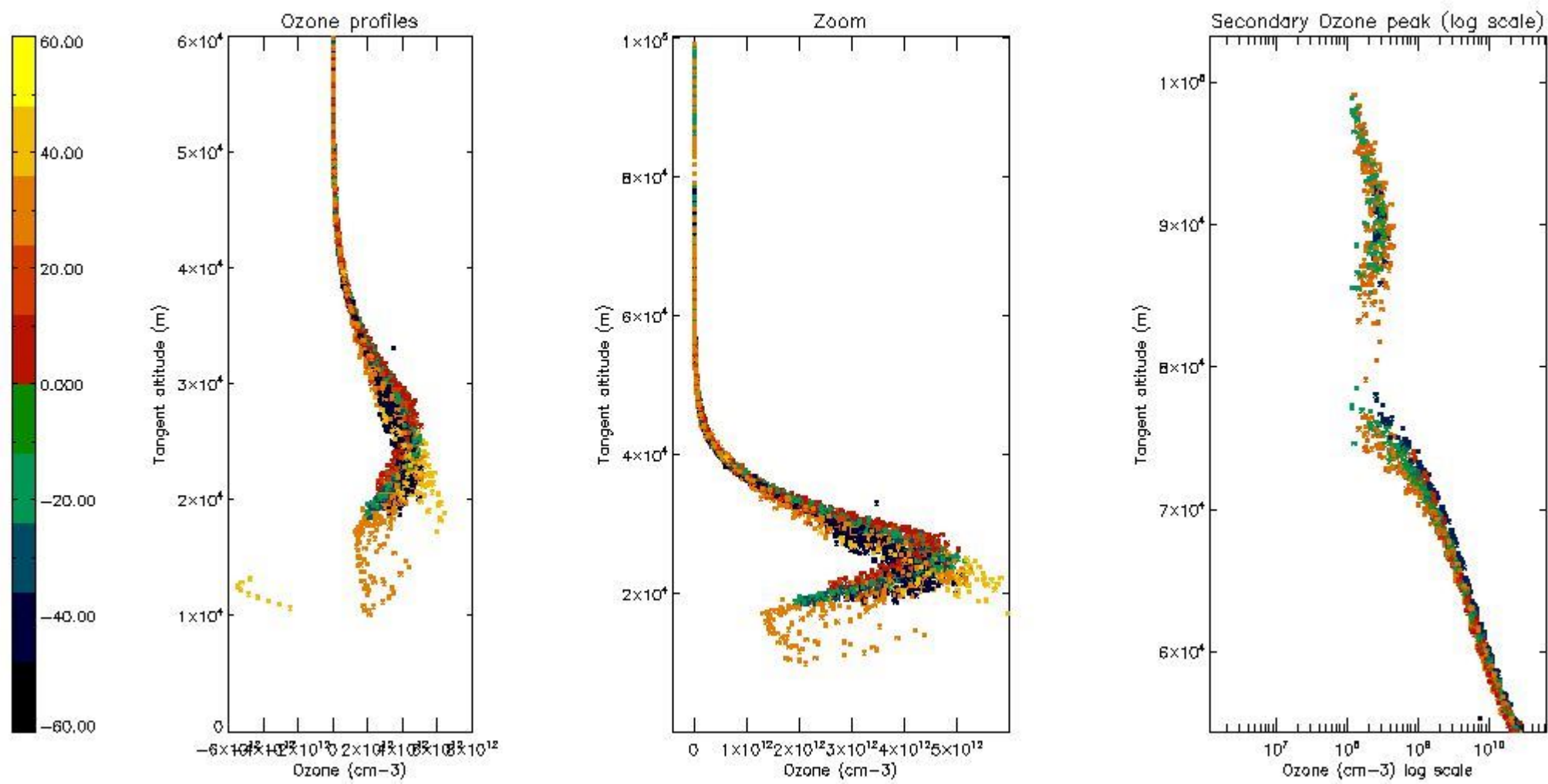
5.3 Plot ozone profiles where STD < 20% (dark without errors)

The colorbar represents the latitude.



*5.4 Plot ozone profiles where STD < 10% (dark without errors)*

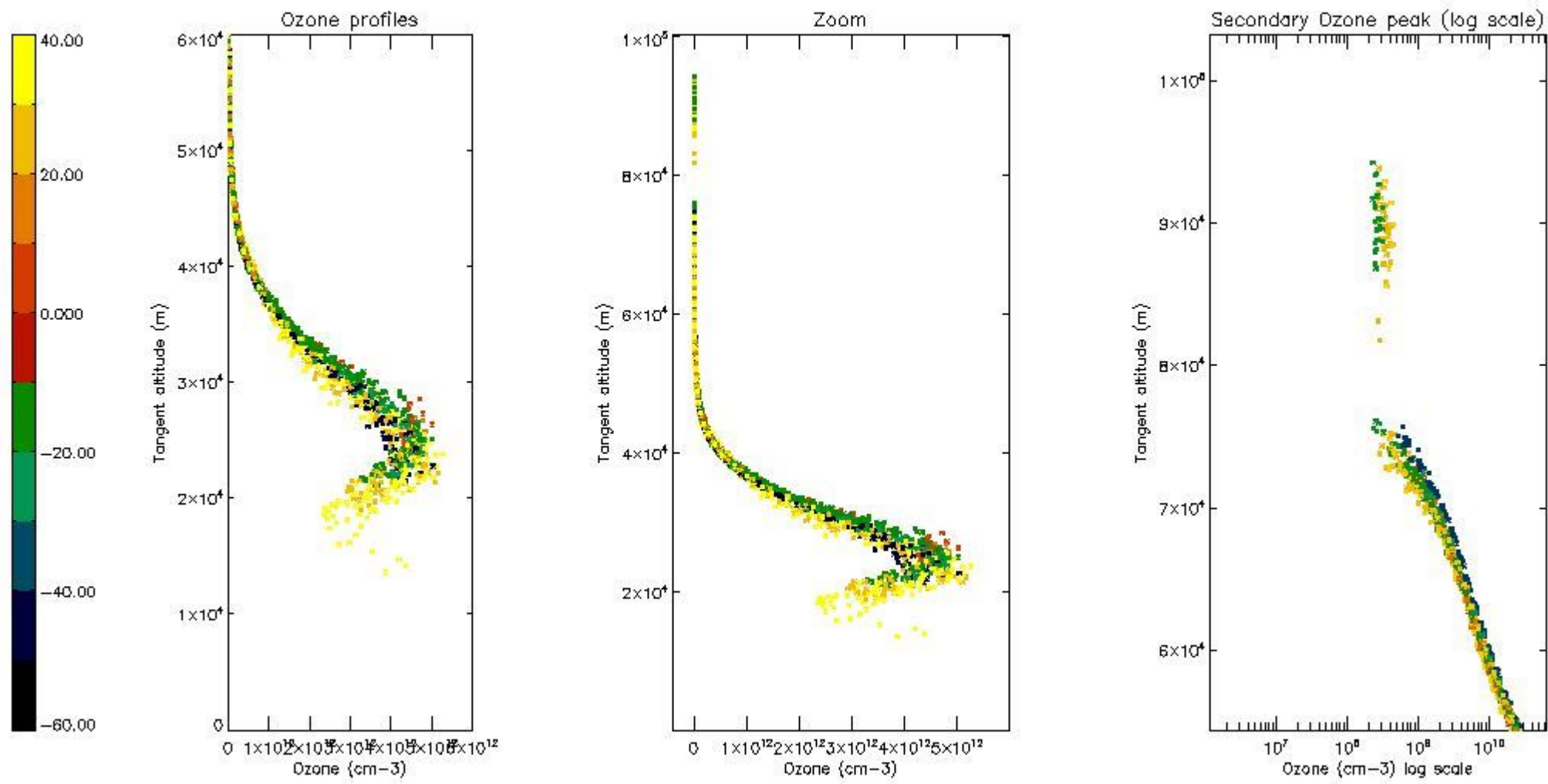
The colorbar represents the latitude.



*5.5 Plot ozone profiles where STD < 5% (dark without errors)*

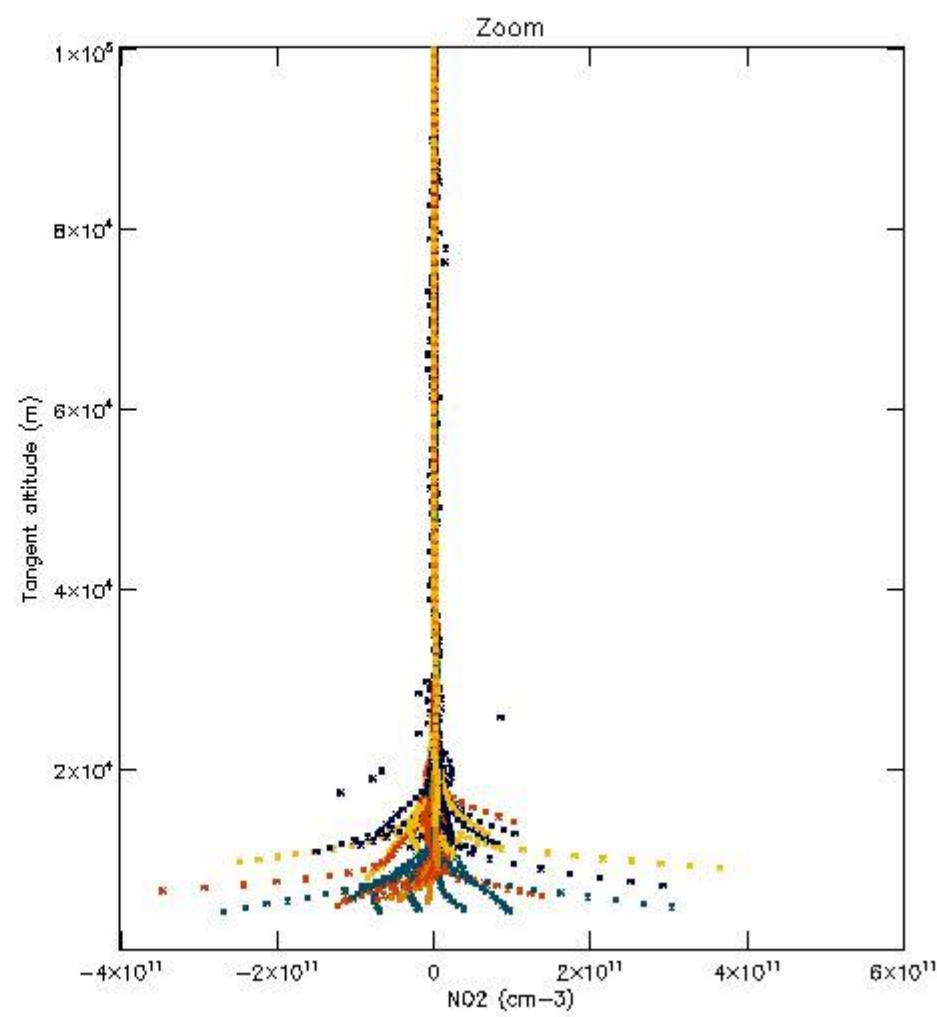
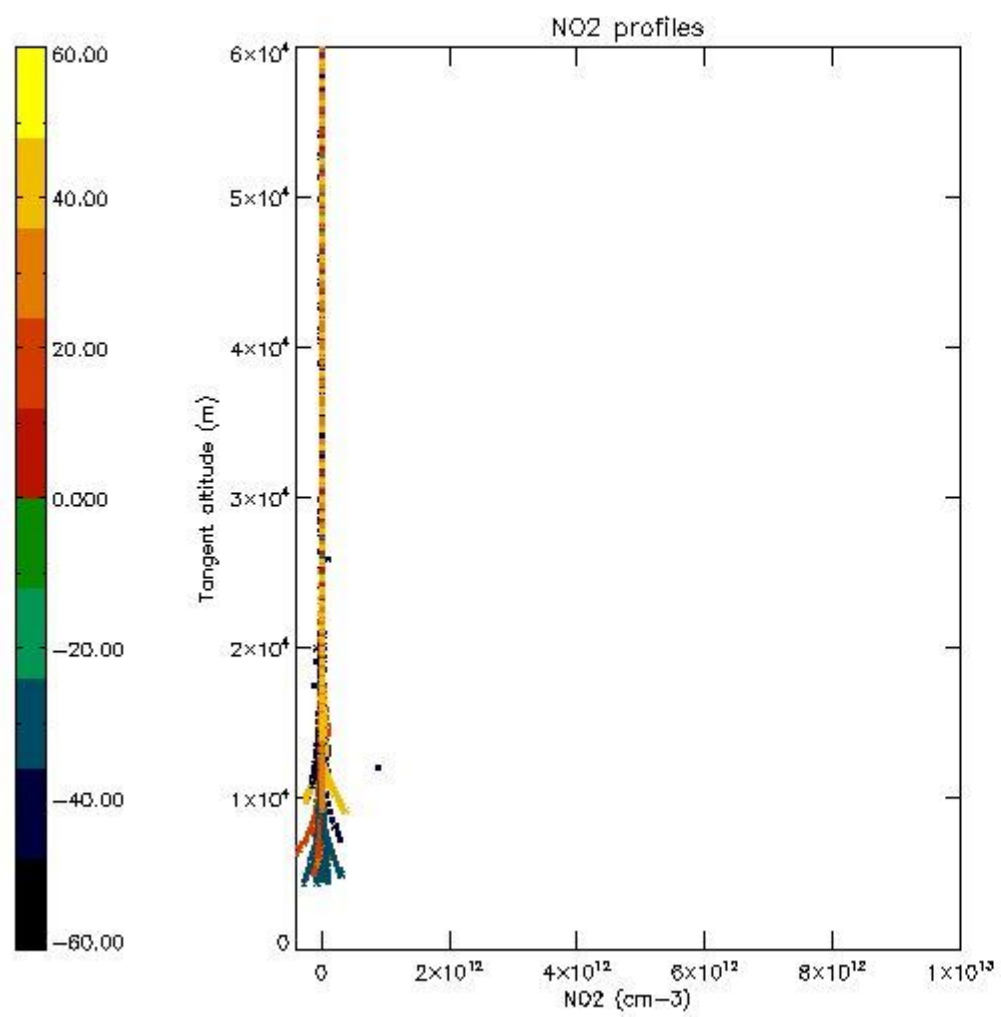
The colorbar represents the latitude.





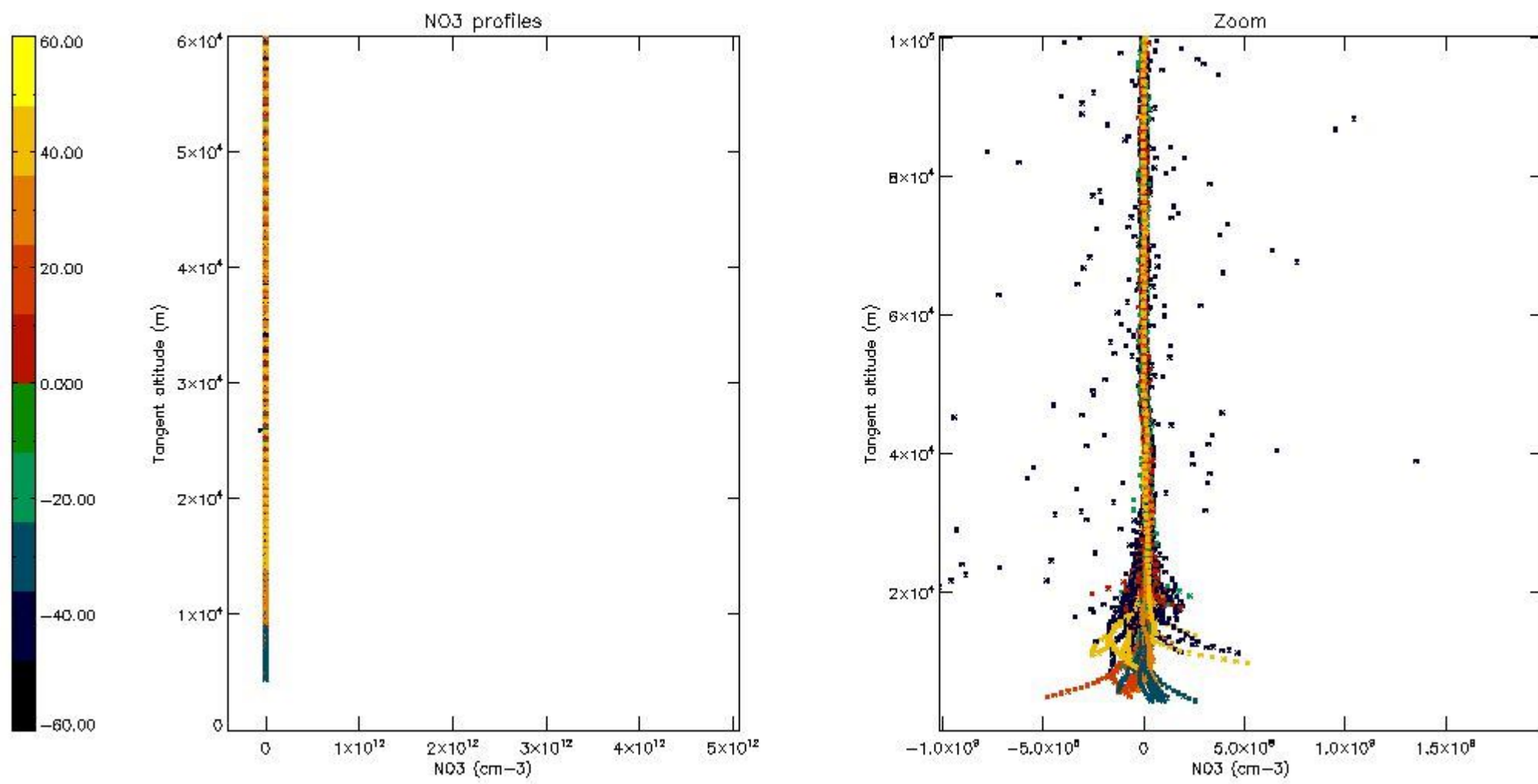
*5.6 Plot NO<sub>2</sub> profiles for all STD (dark without errors)*

The colorbar represents the latitude.



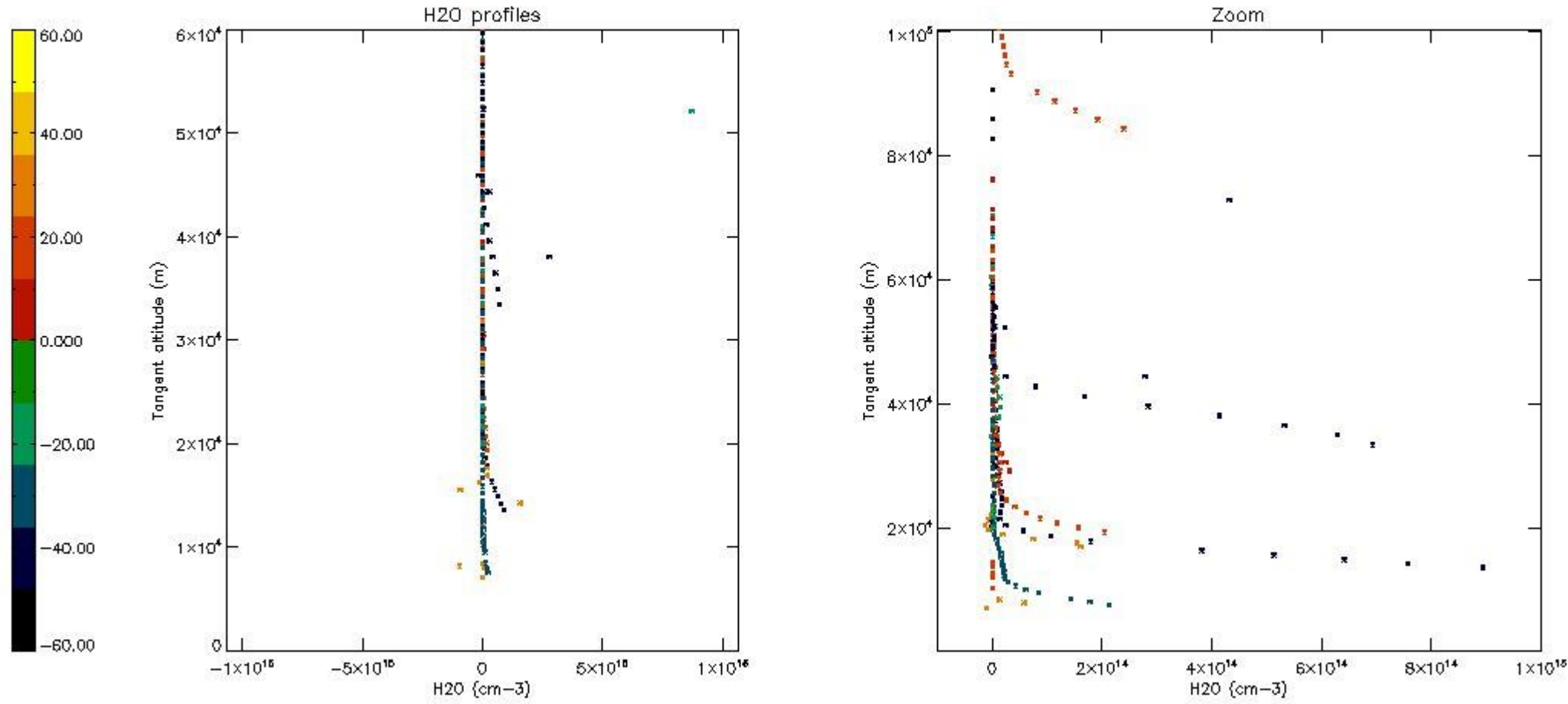
*5.7 Plot NO3 profiles for all STD (dark without errors)*

The colorbar represents the latitude.



*5.8 Plot H2O profiles for all STD (only for occultations of stars 1,2,3,4,13,14,16,26,63 dark without errors)*

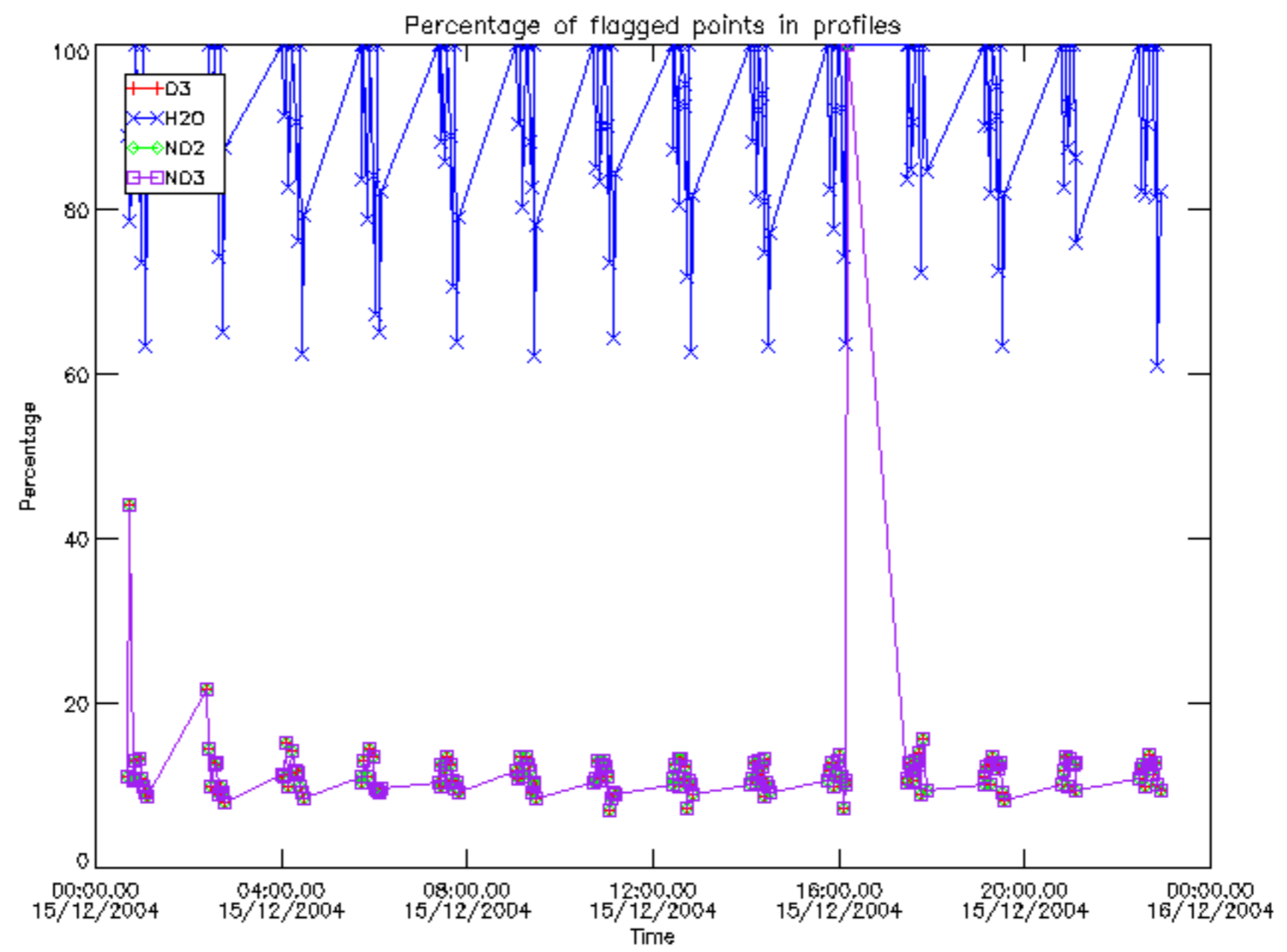
The colorbar represents the latitude.



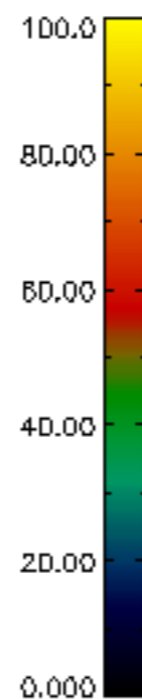
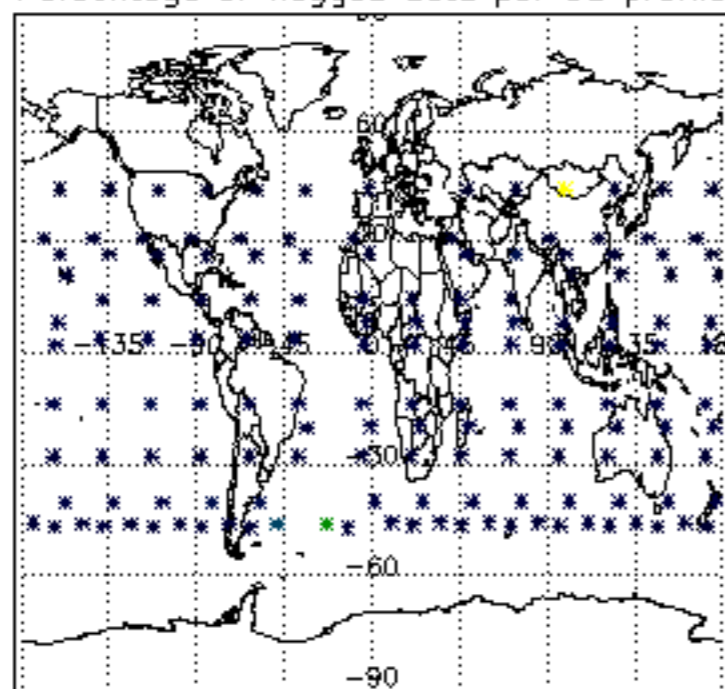
## 6. Auxiliary Data Files used for the production reported in section 2

The number reported in the third column indicates since which file (see list in section 2) the corresponding auxiliary file has been used. The fourth column is the date of those product files.

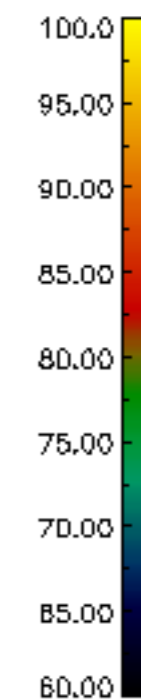
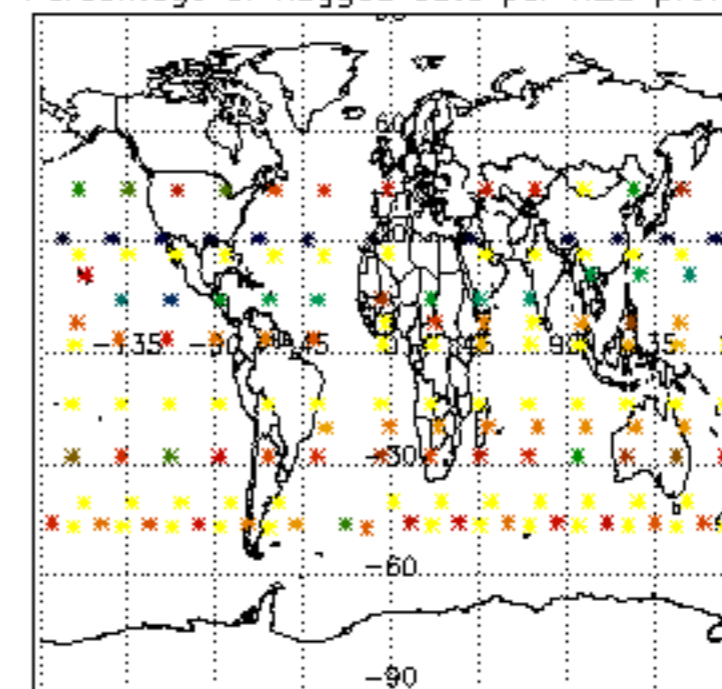
Type	Auxiliary Filename	Used since product	Used since product date
INST_PHYS_CHARACTERISTICS	GOM_INS_AXVIEC20091111_143220_20030716_120000_20500101_000000	1	15-DEC-2004 00:05:36
LEVEL-2_PROC_CONFIG	GOM_PR2_AXVIEC20091111_152718_20020301_000000_20500101_000000	1	15-DEC-2004 00:05:36
CROSS_SECTIONS_FILE	GOM_CRS_AXVIEC20091111_154832_20020301_000000_20500101_000000	1	15-DEC-2004 00:05:36



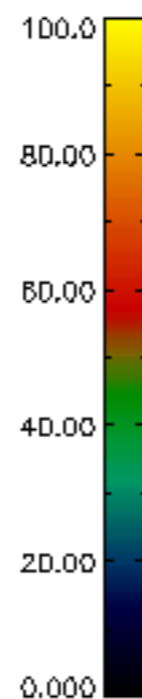
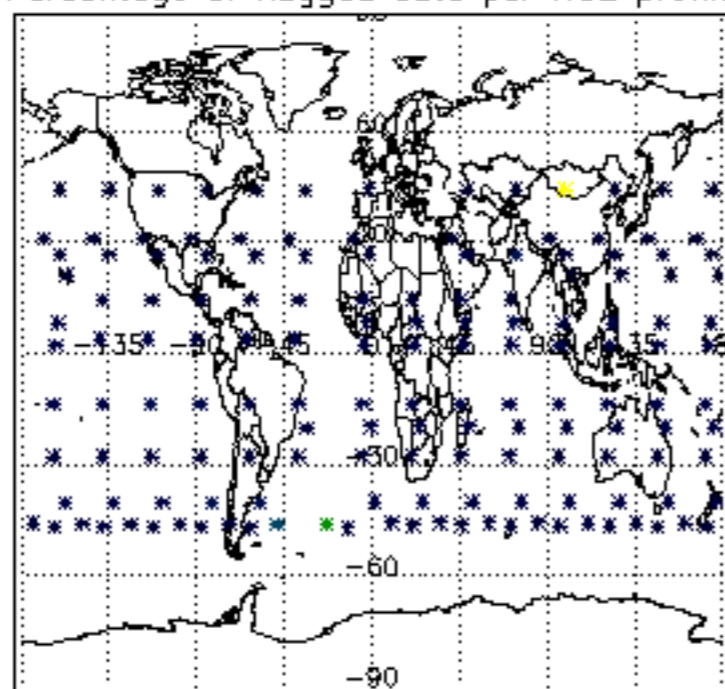
Percentage of flagged data per D3 profile



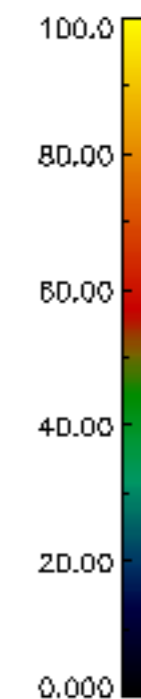
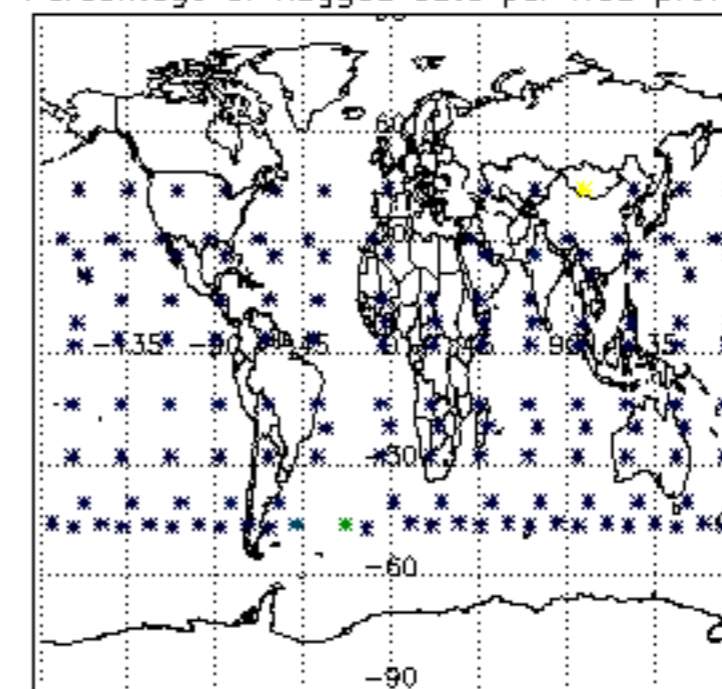
Percentage of flagged data per H2O profile

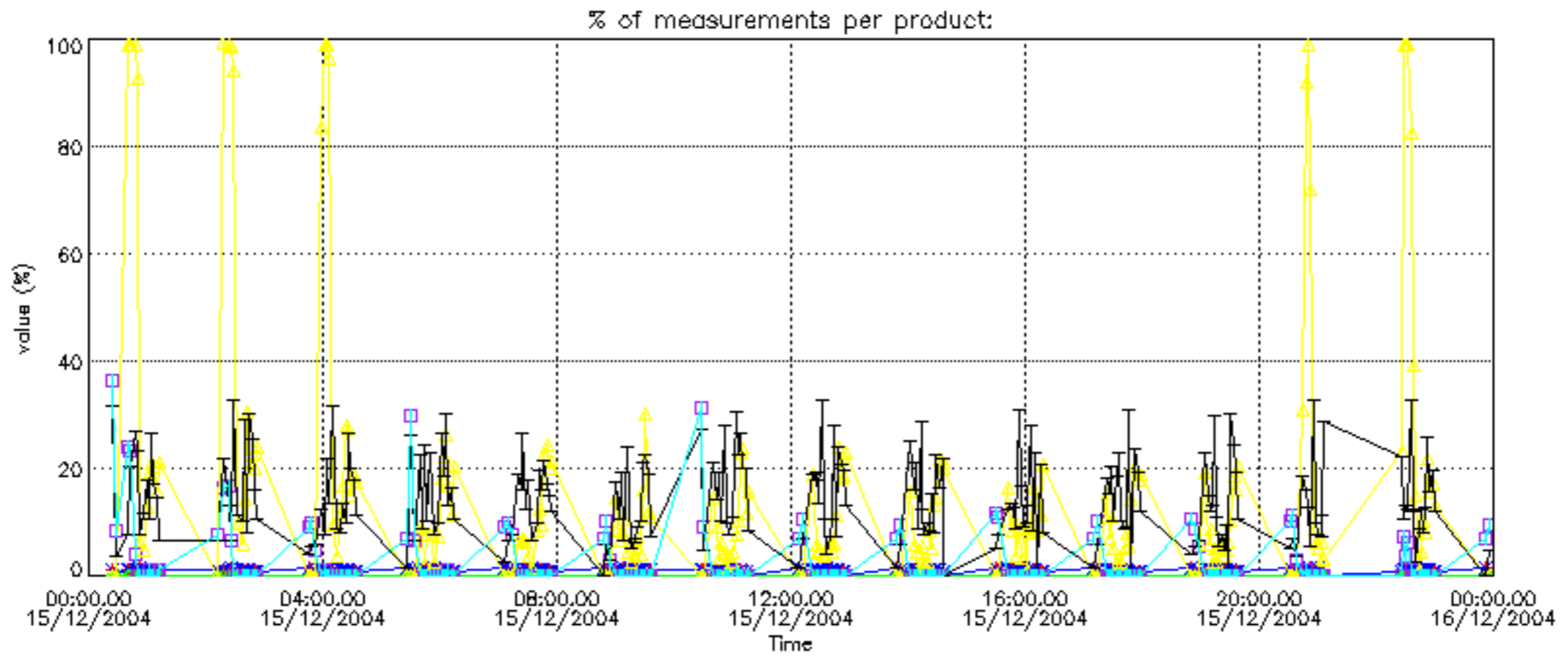
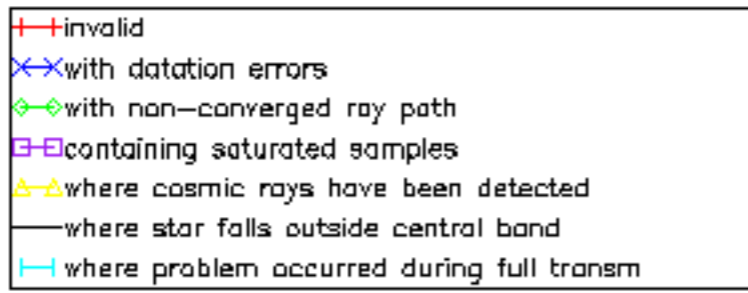


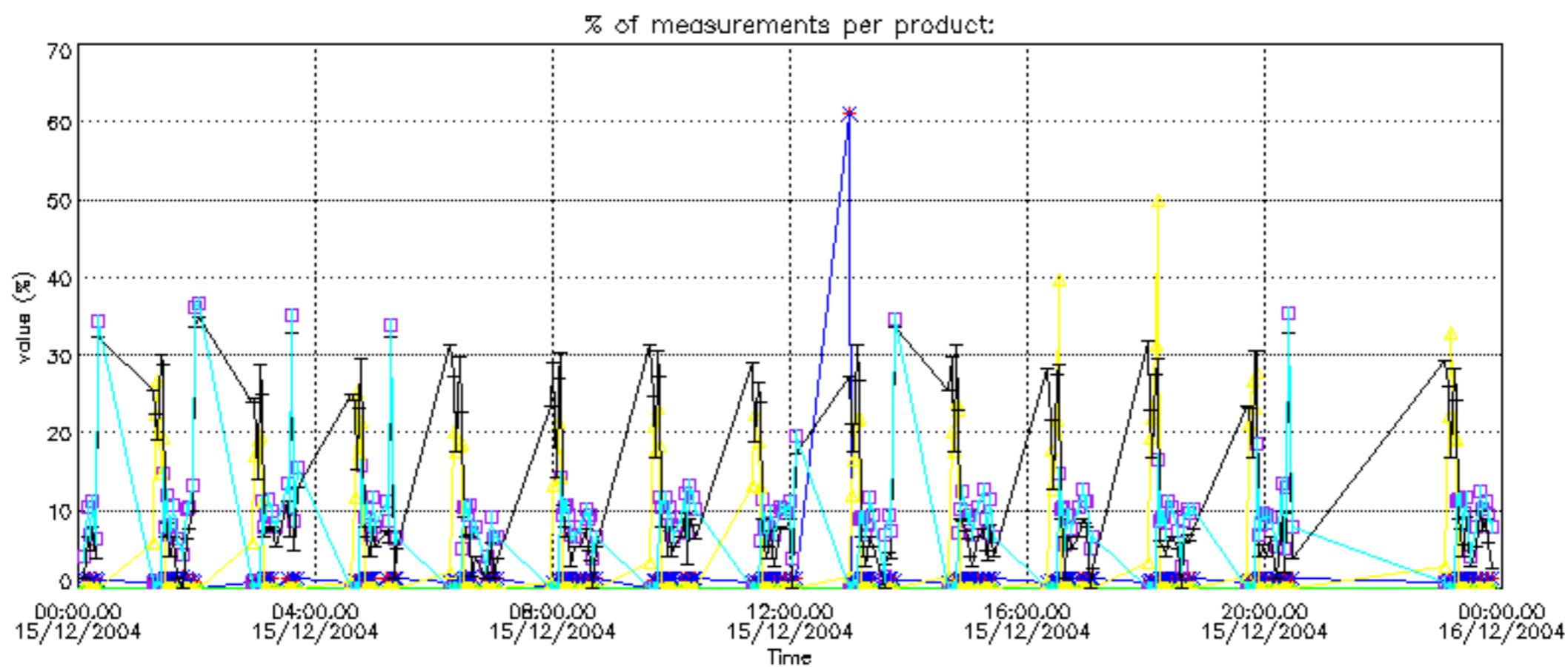
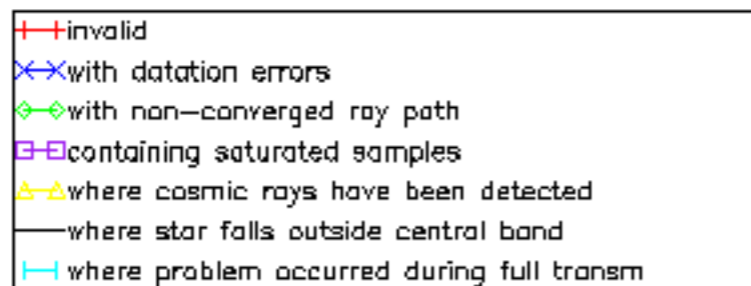
Percentage of flagged data per NO2 profile



Percentage of flagged data per NO3 profile

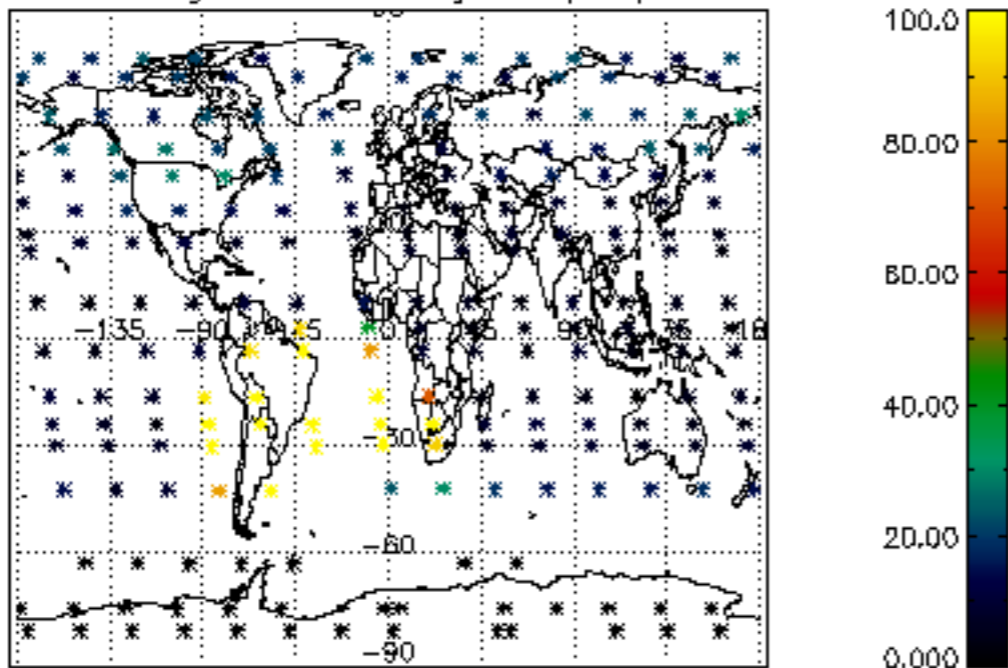




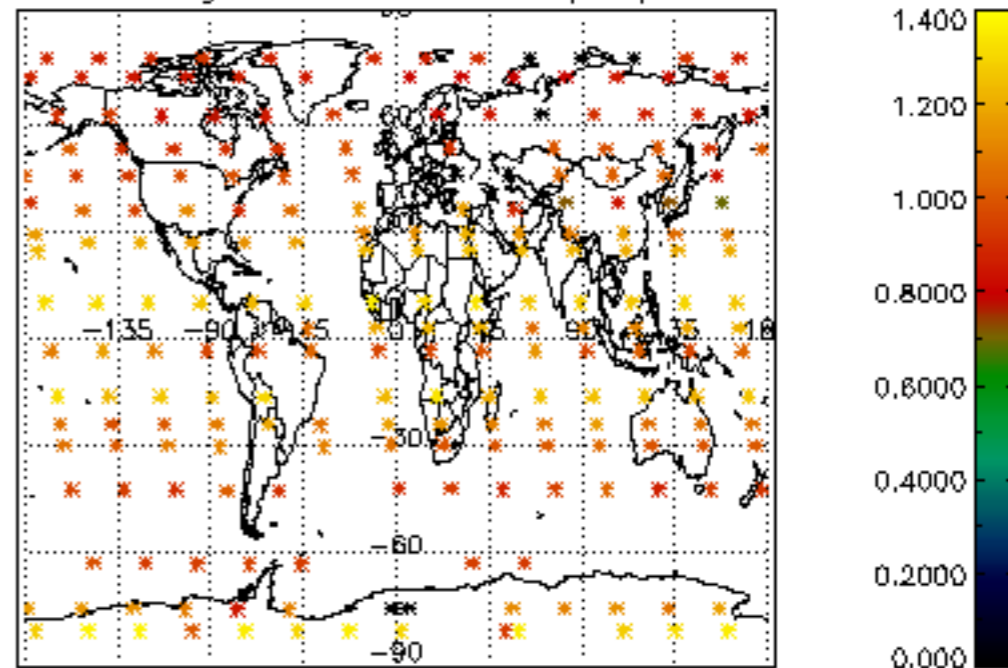




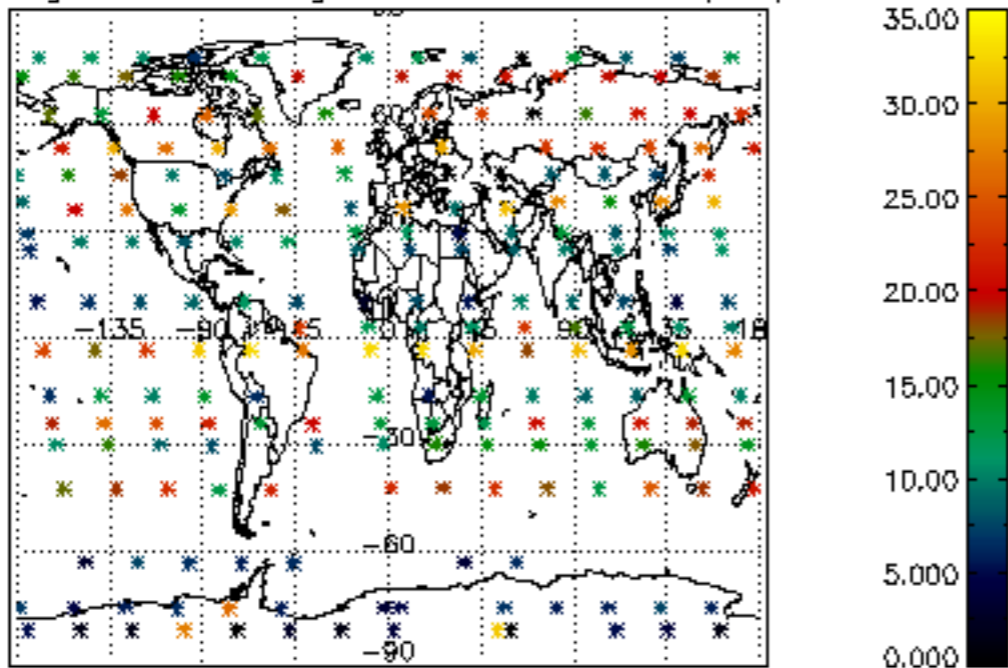
Percentage of cosmic ray hits per profile



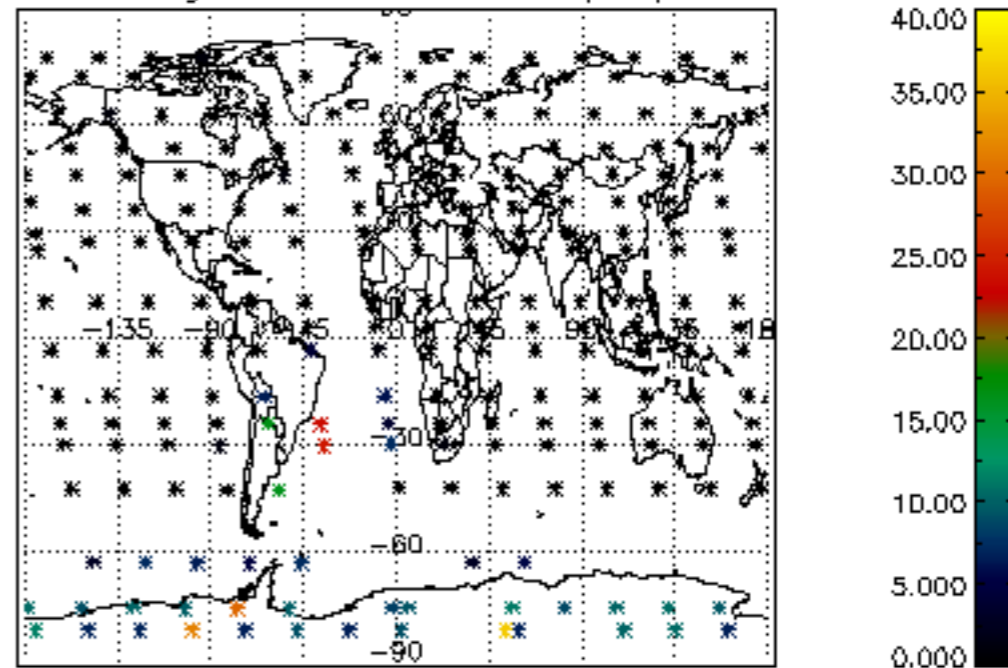
Percentage of datation errors per profile



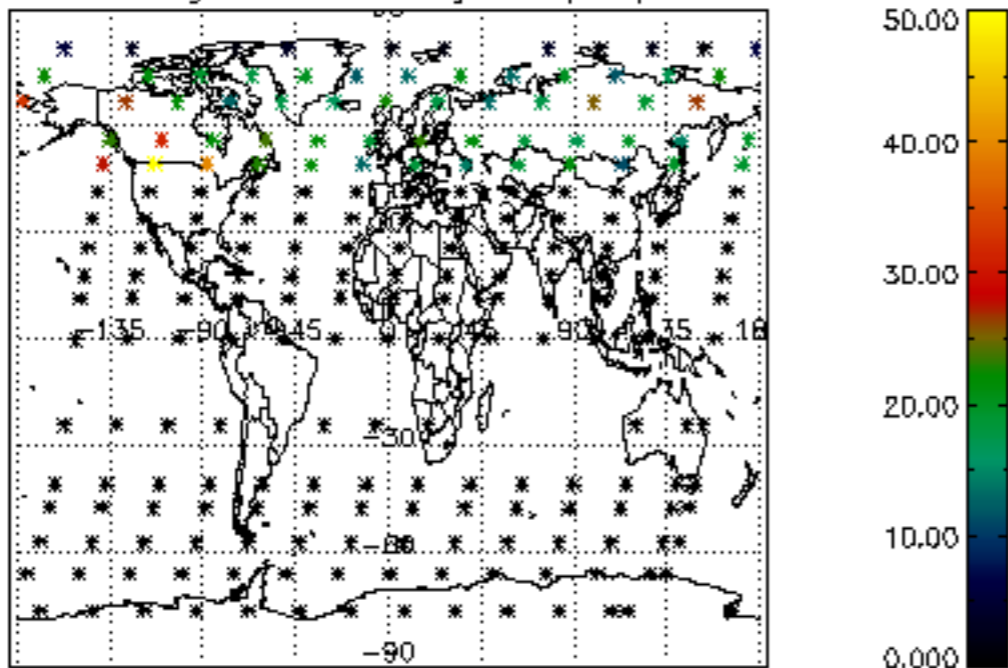
Percentage of star falling outside central band per profile



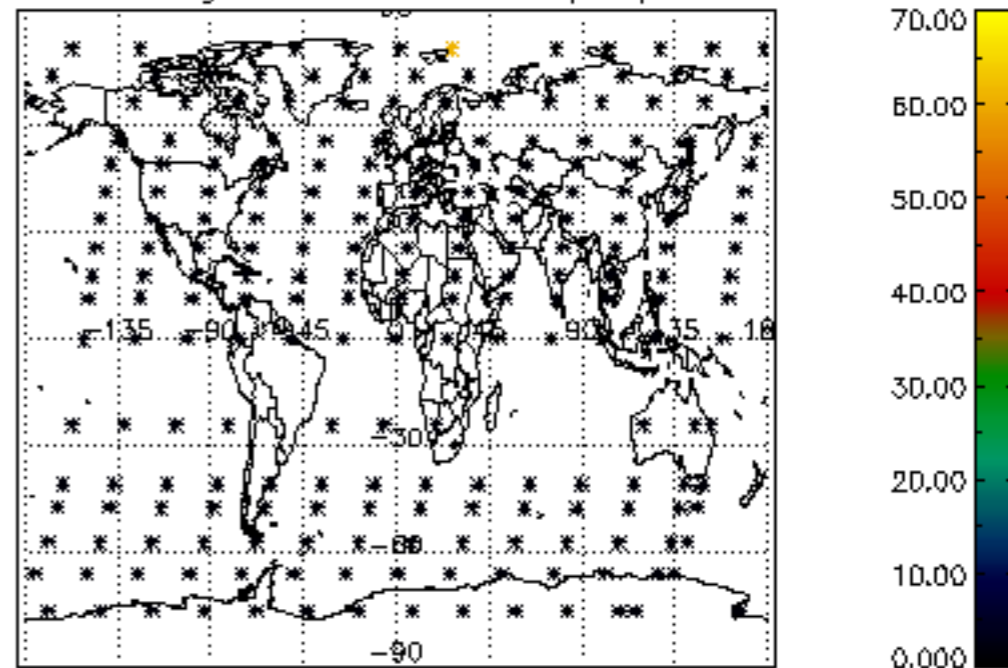
Percentage of saturation errors per profile



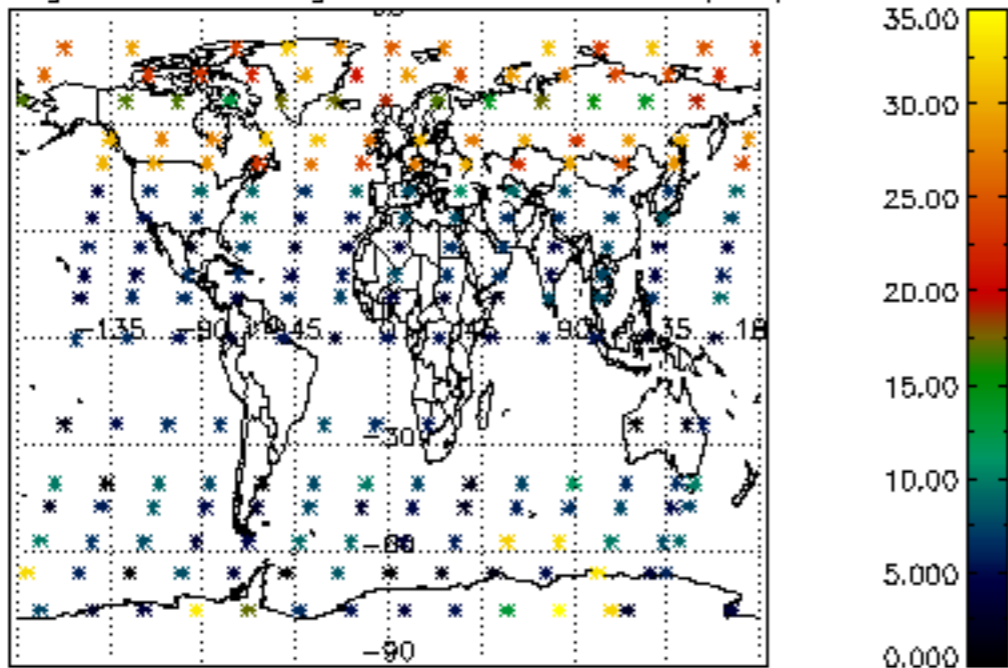
Percentage of cosmic ray hits per profile



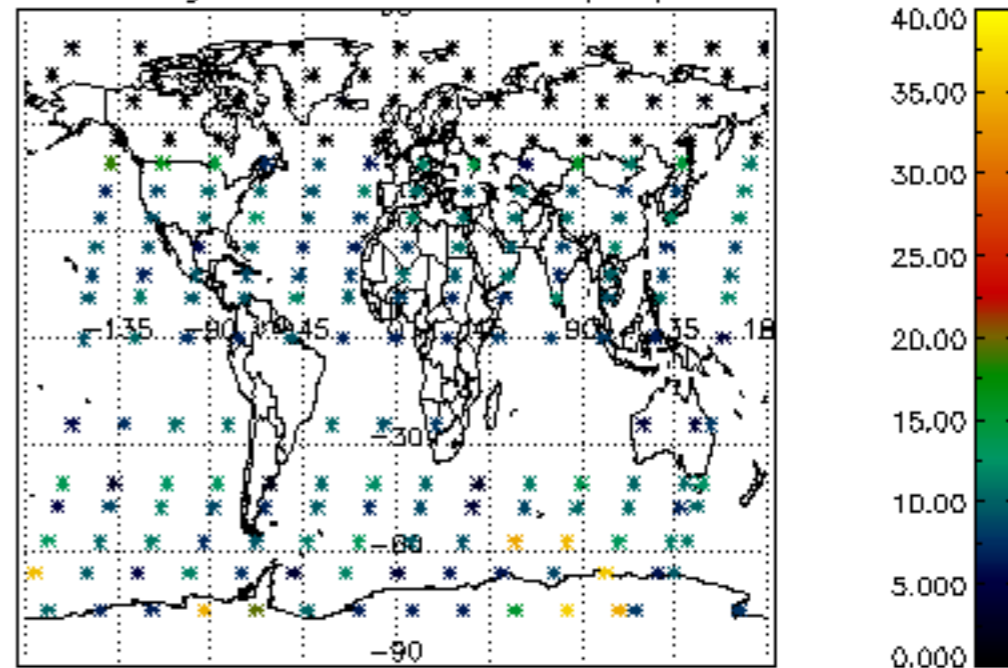
Percentage of datation errors per profile

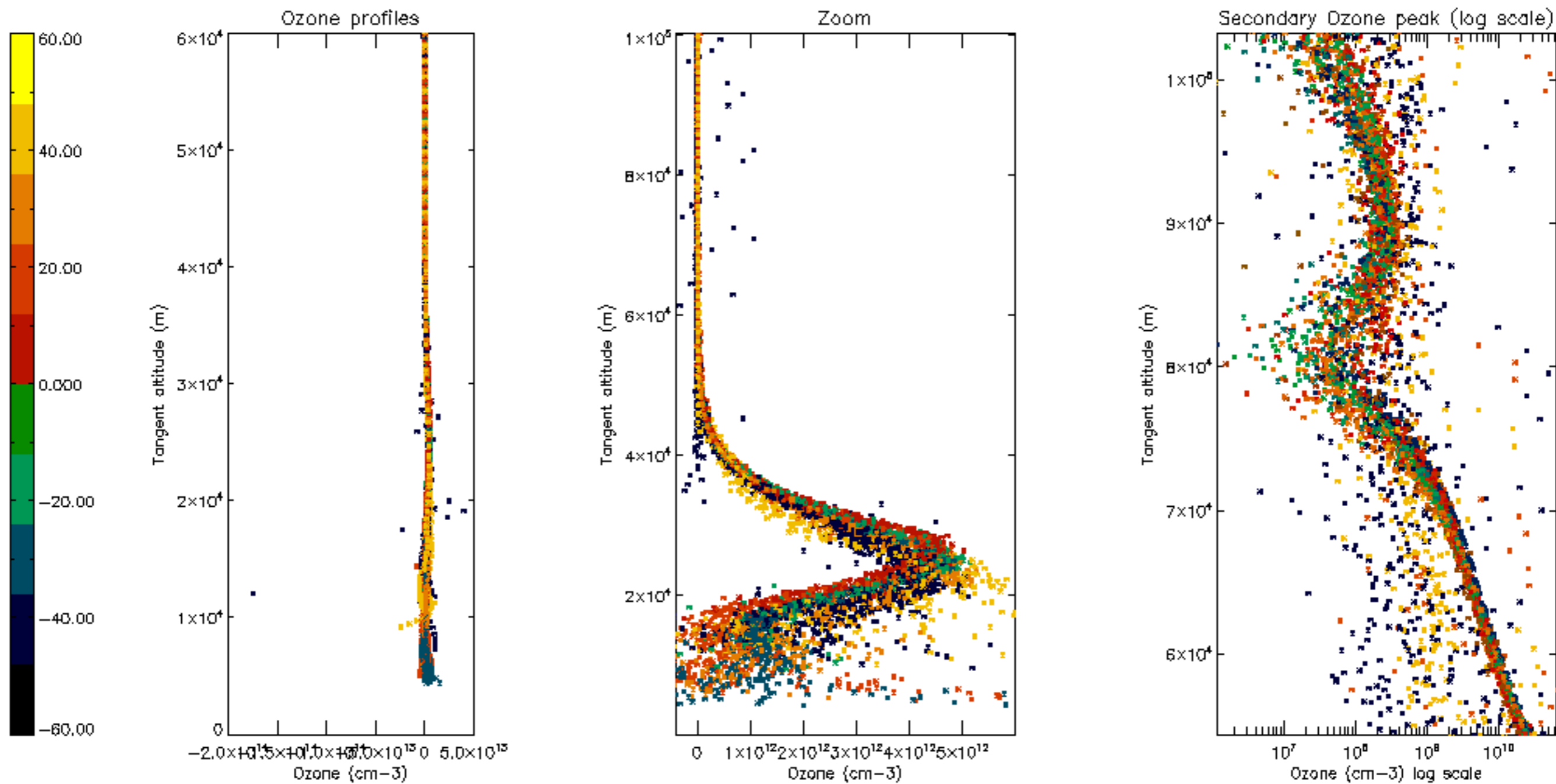


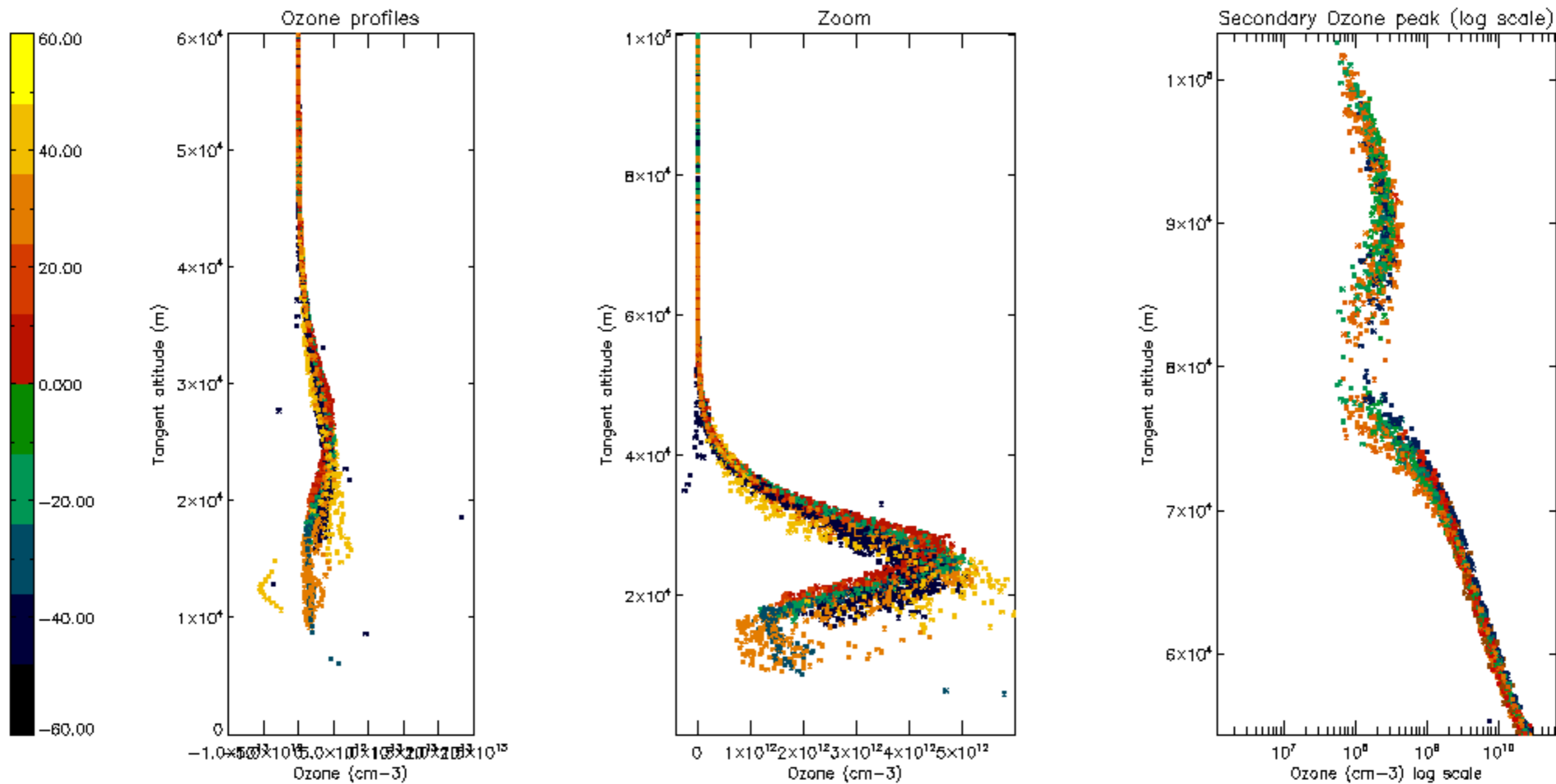
Percentage of star falling outside central band per profile

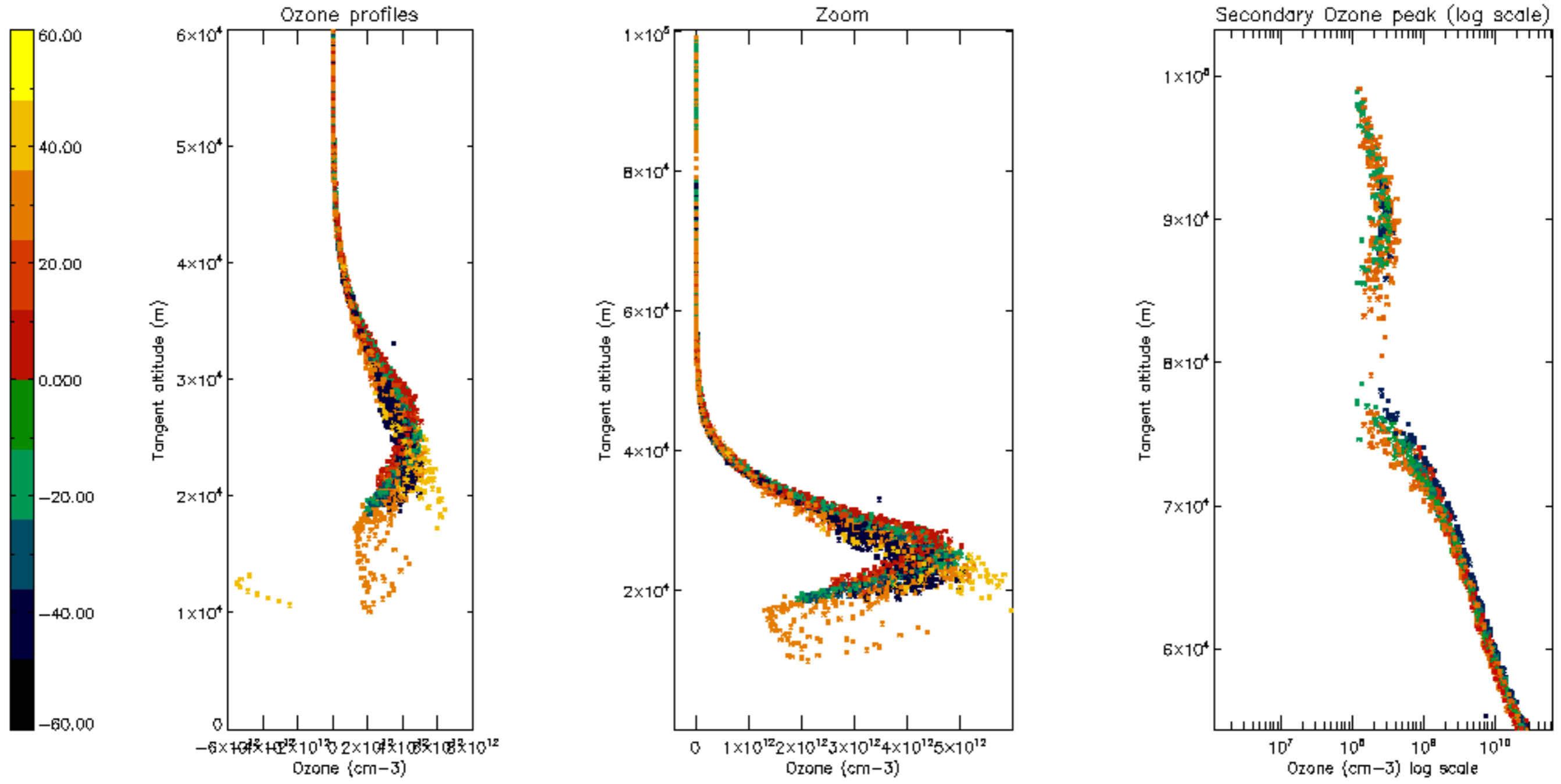


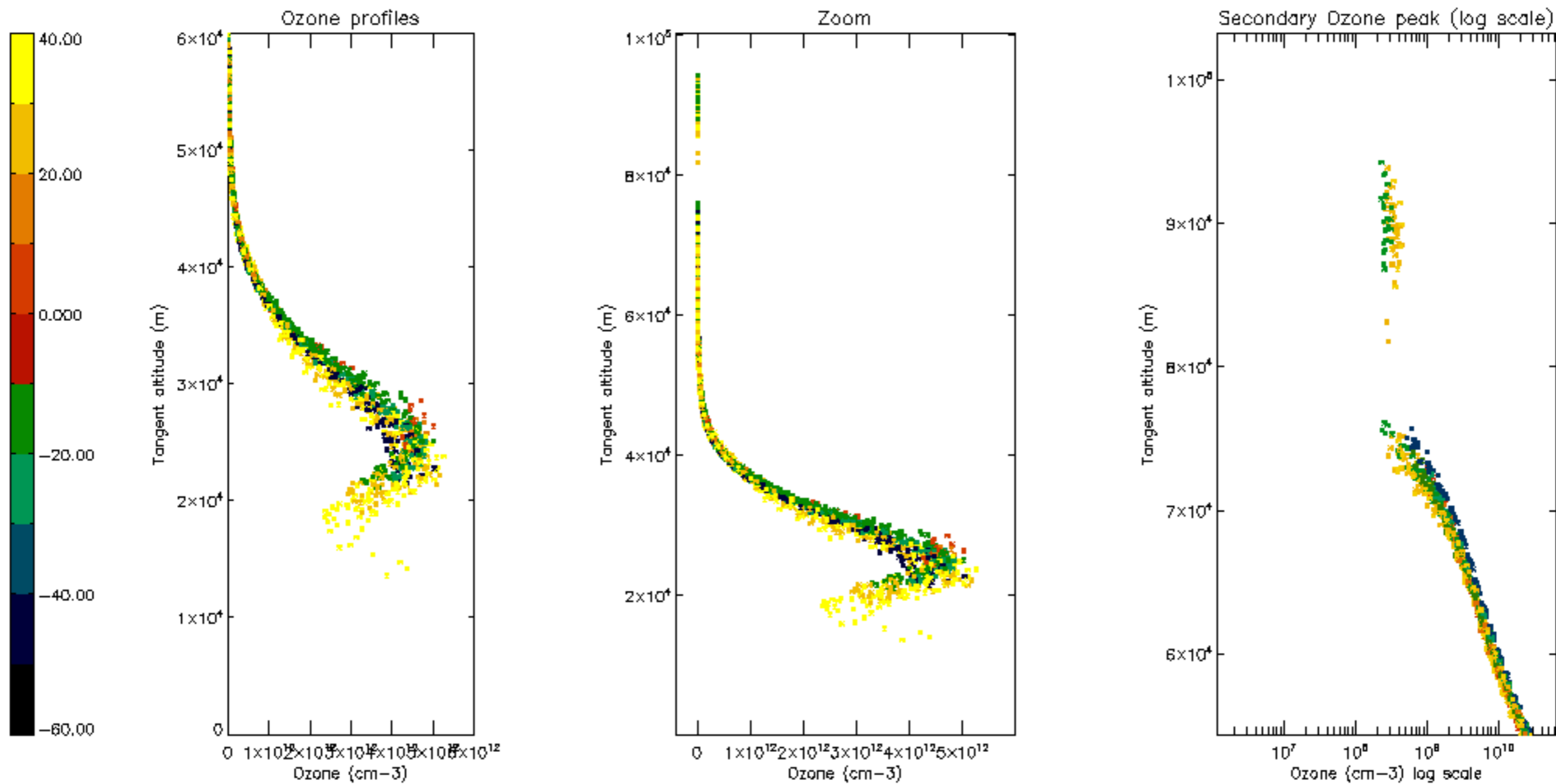
Percentage of saturation errors per profile

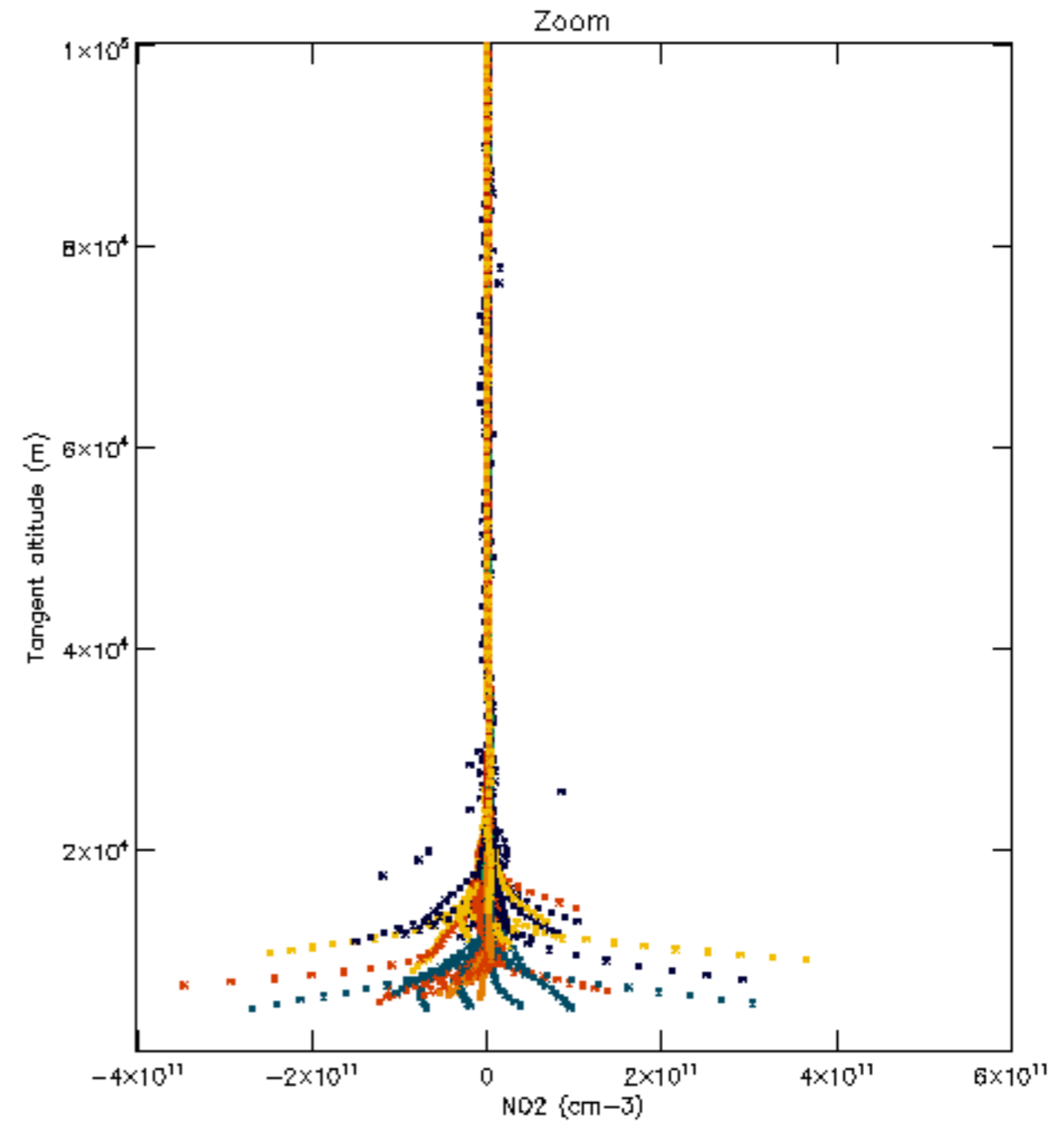
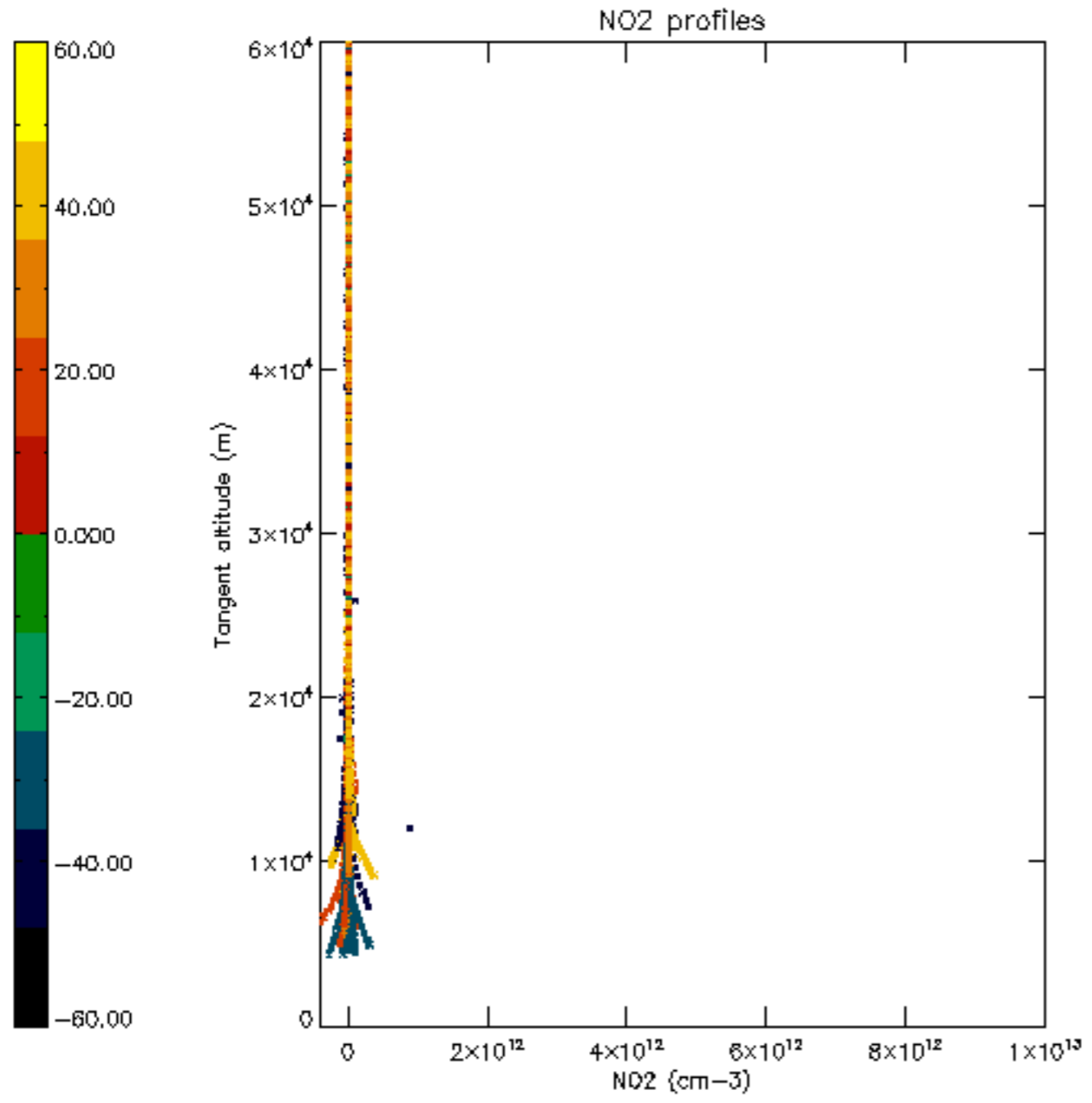


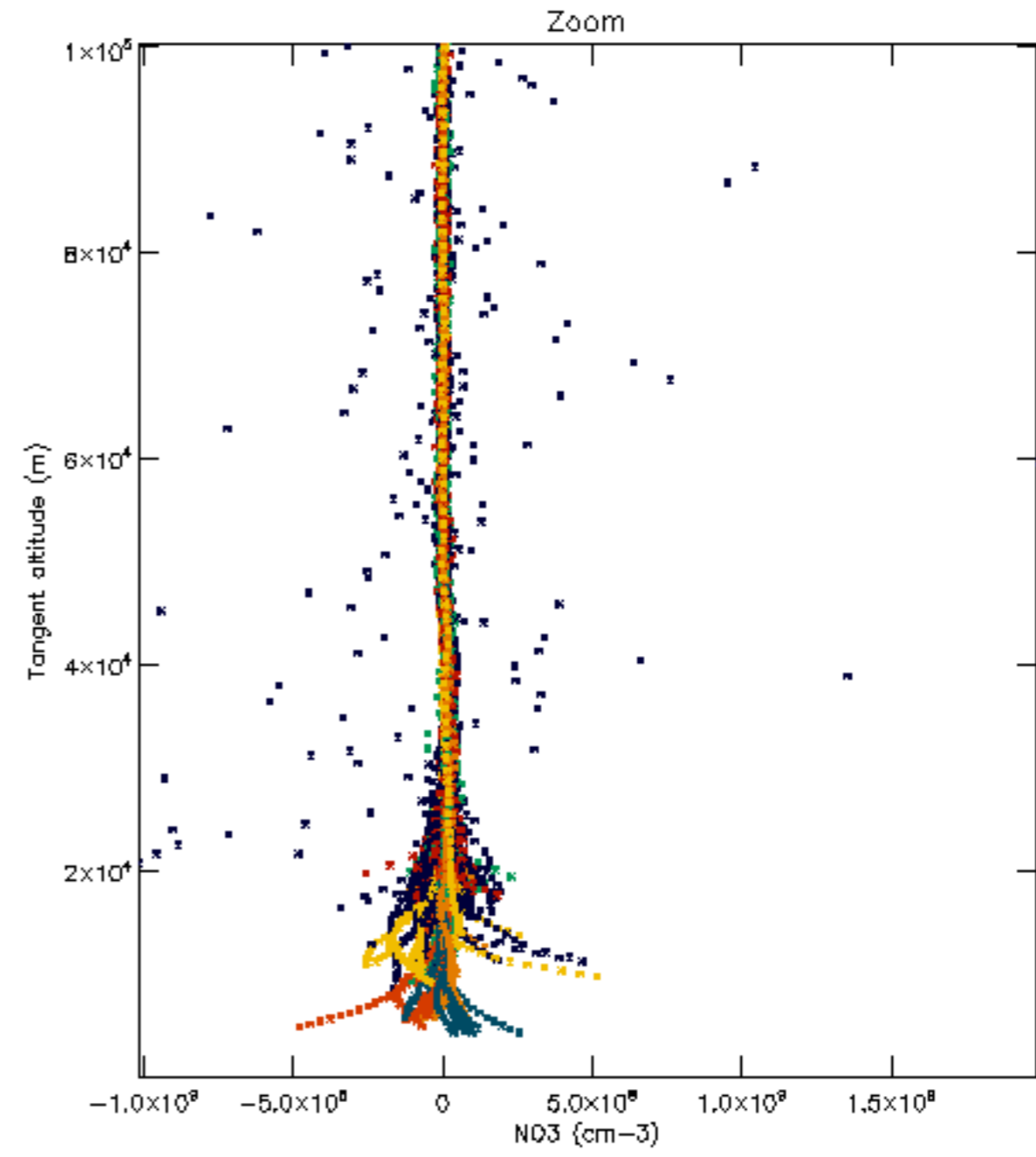
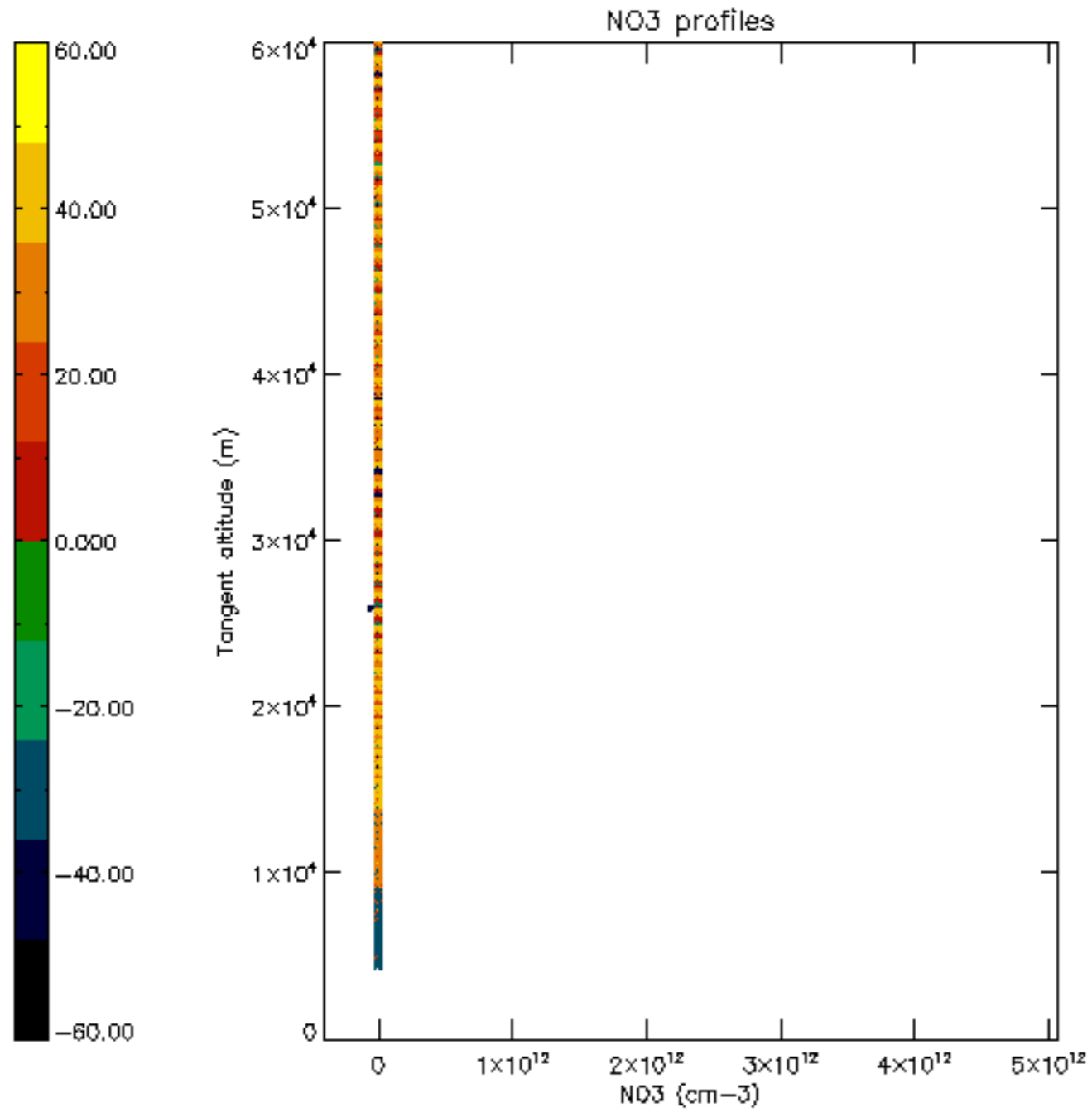




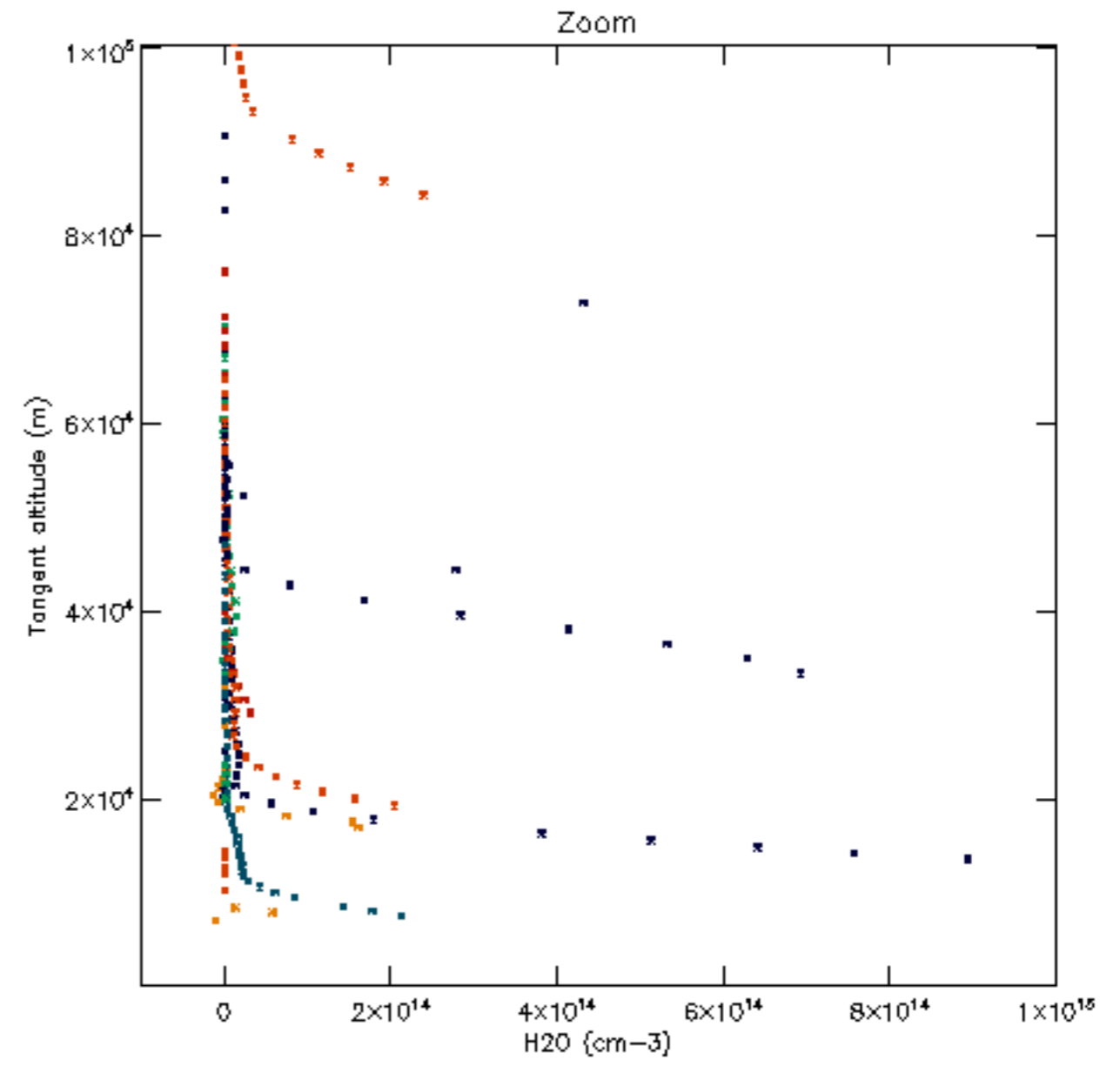
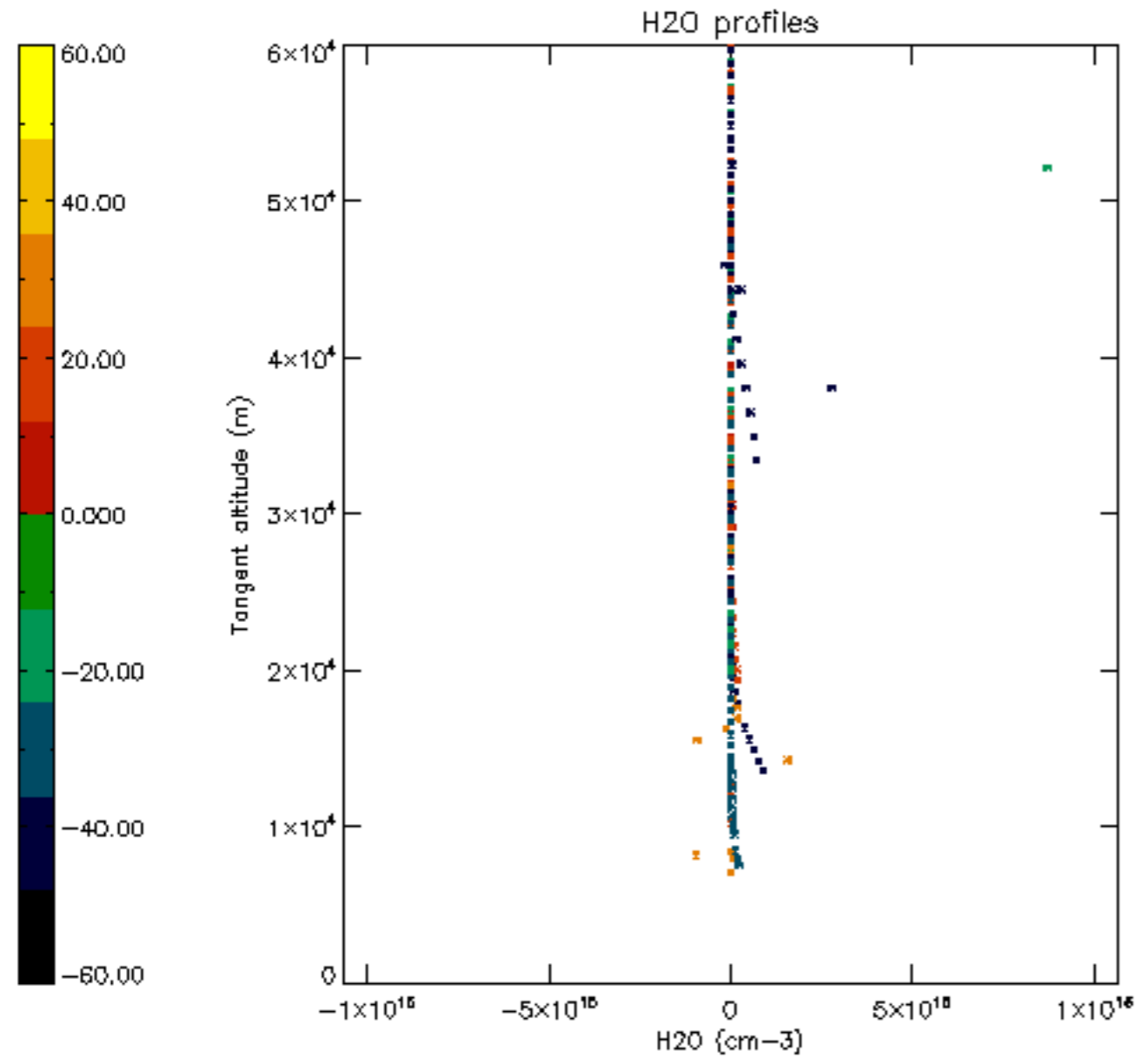


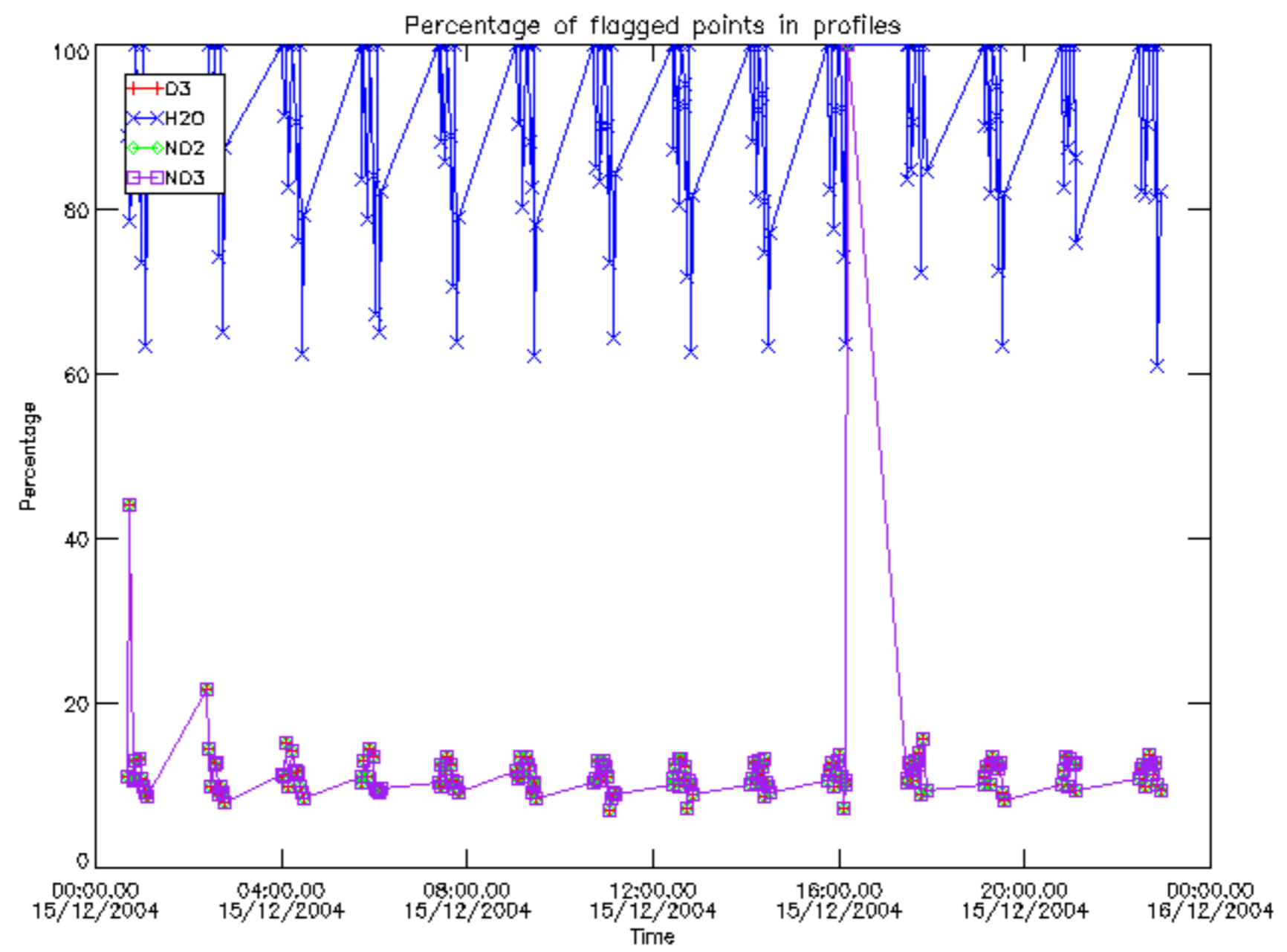




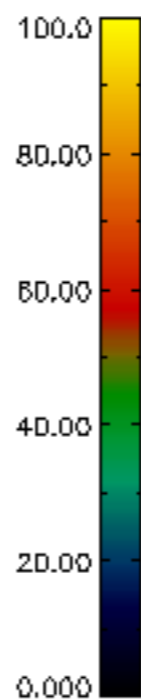
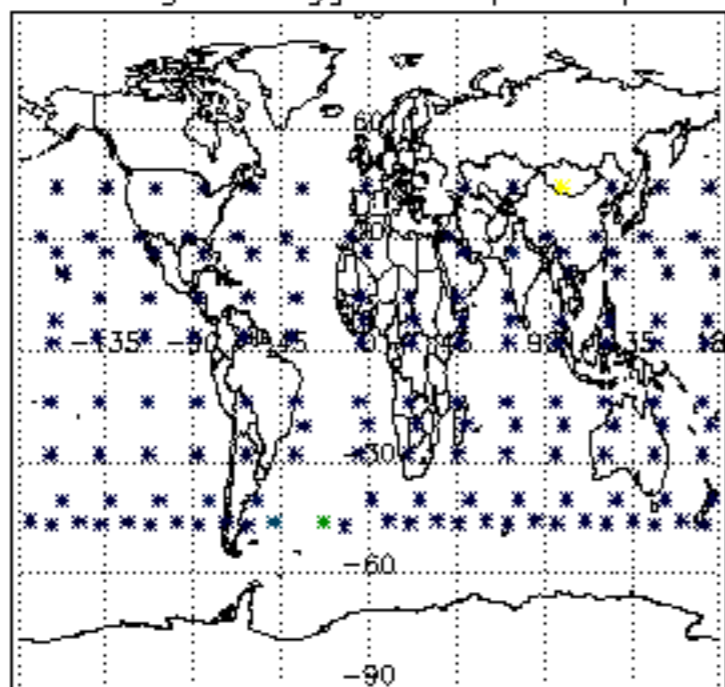




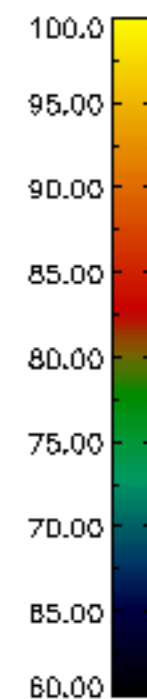
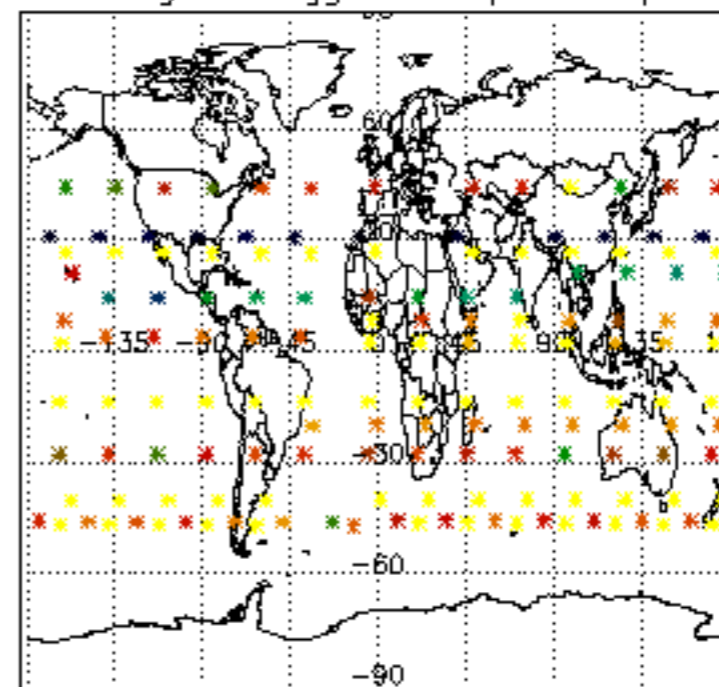




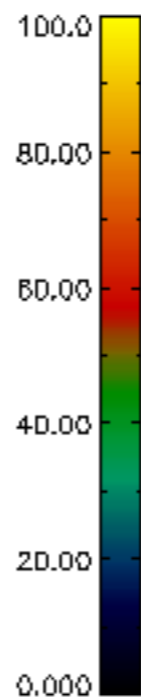
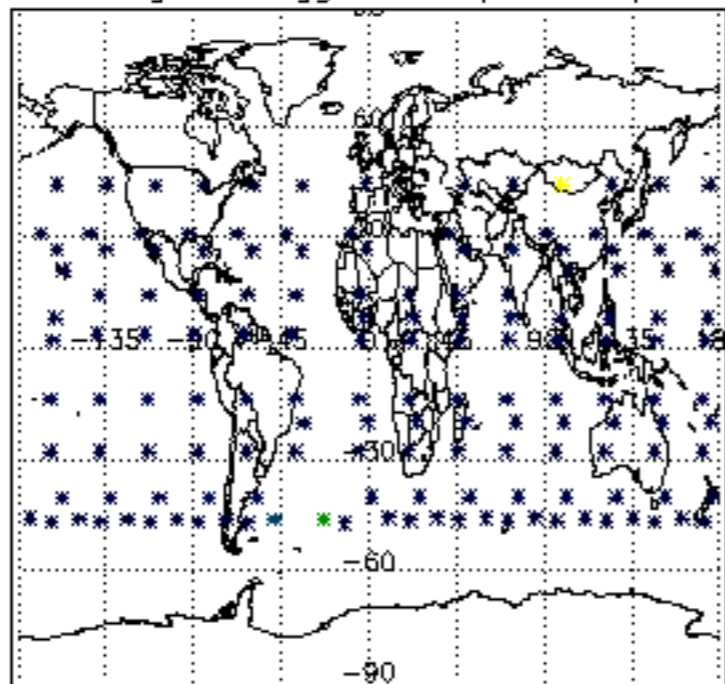
Percentage of flagged data per D3 profile



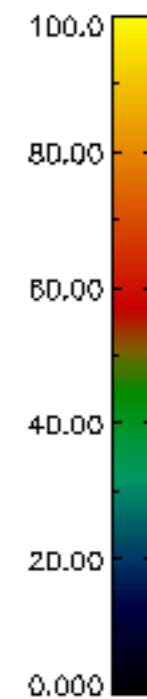
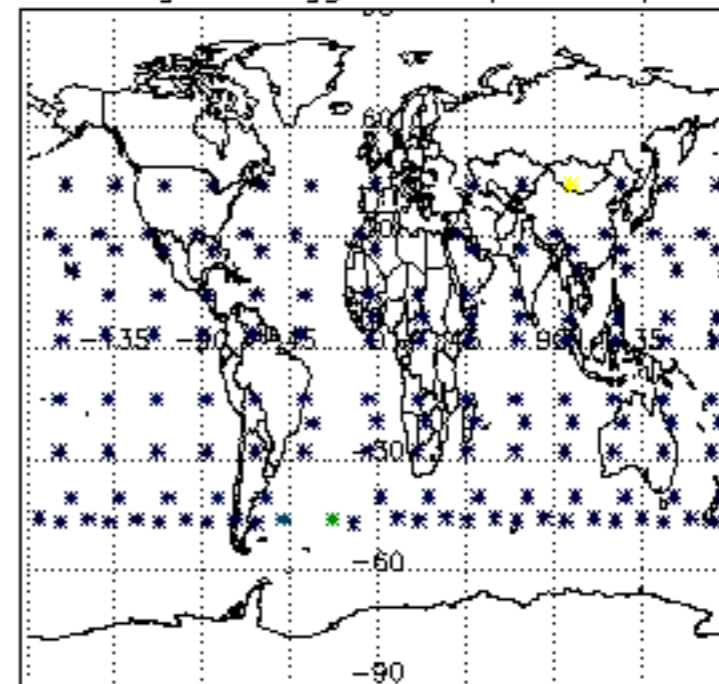
Percentage of flagged data per H2O profile

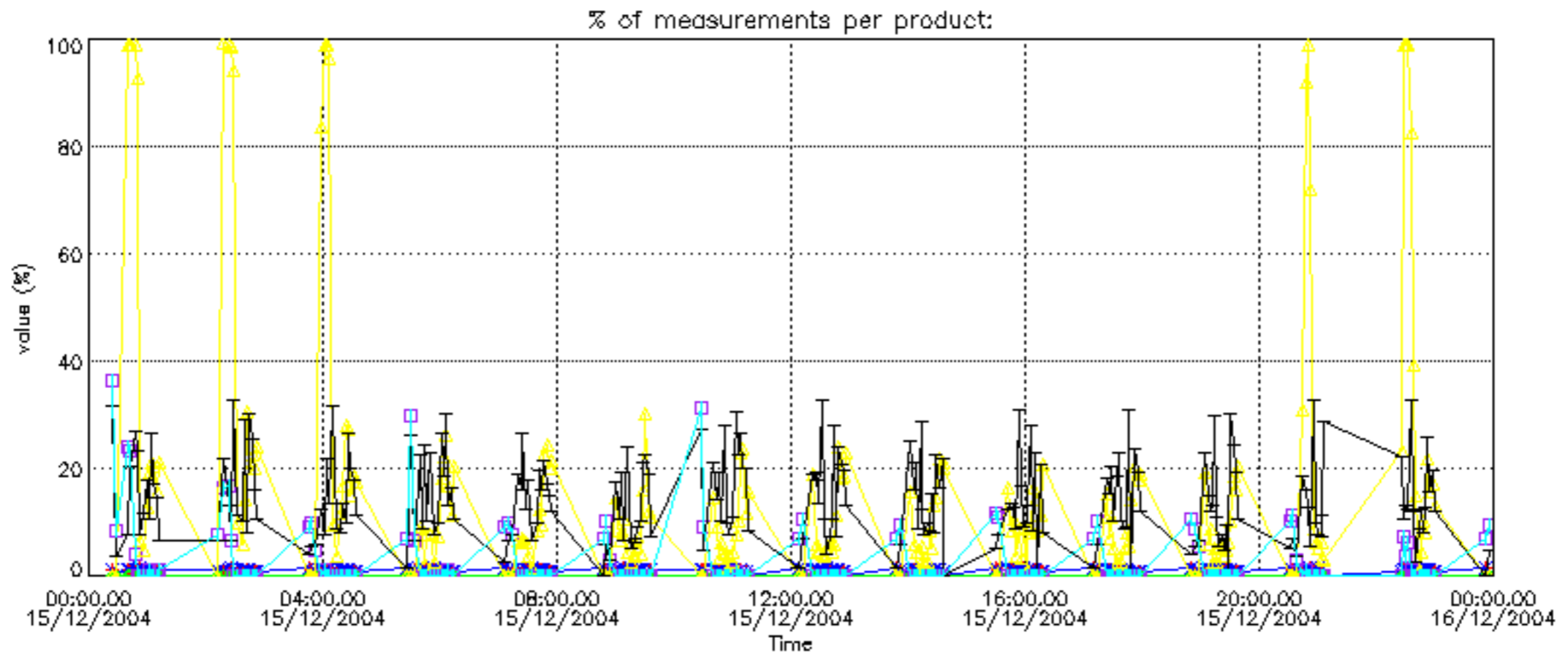


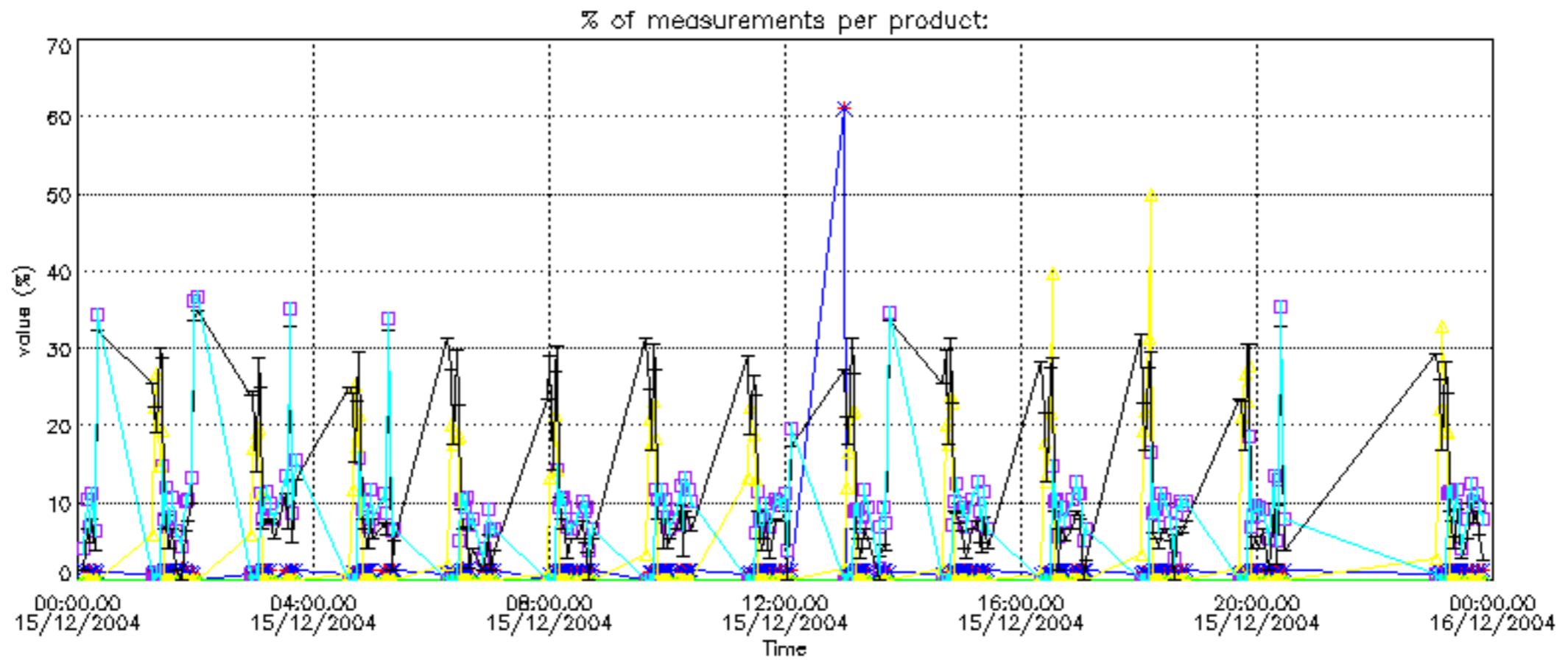
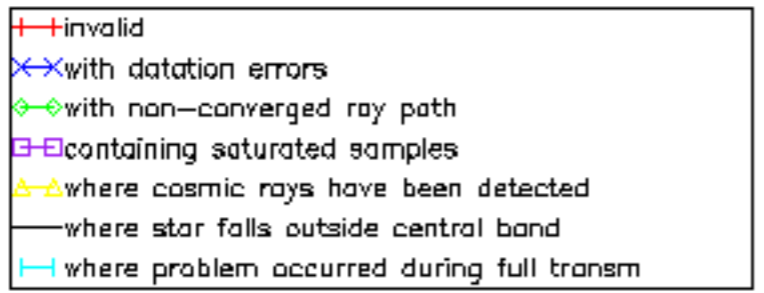
Percentage of flagged data per NO2 profile



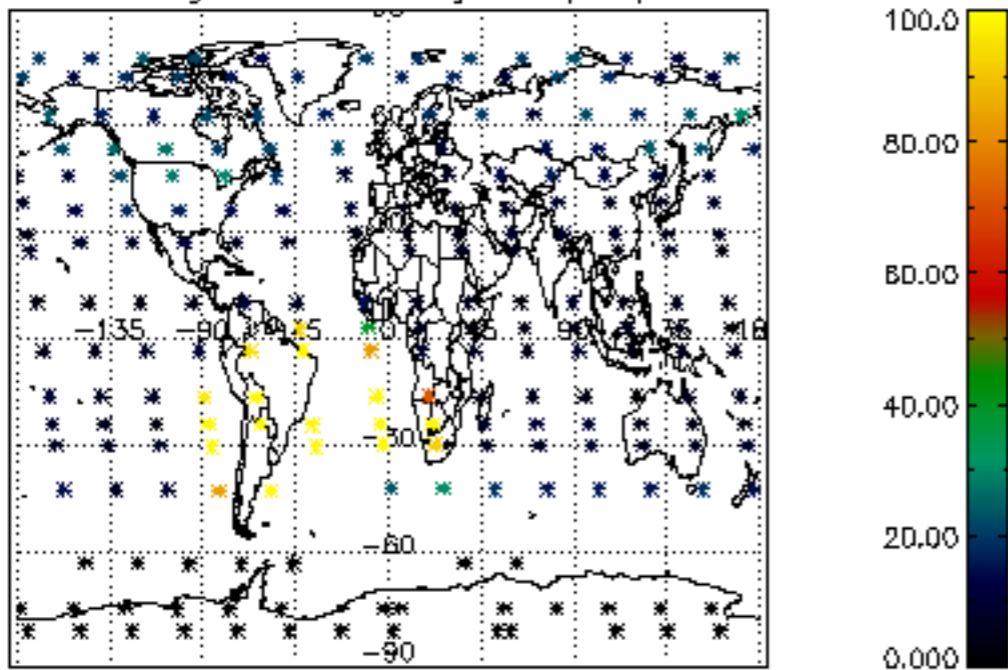
Percentage of flagged data per NO3 profile



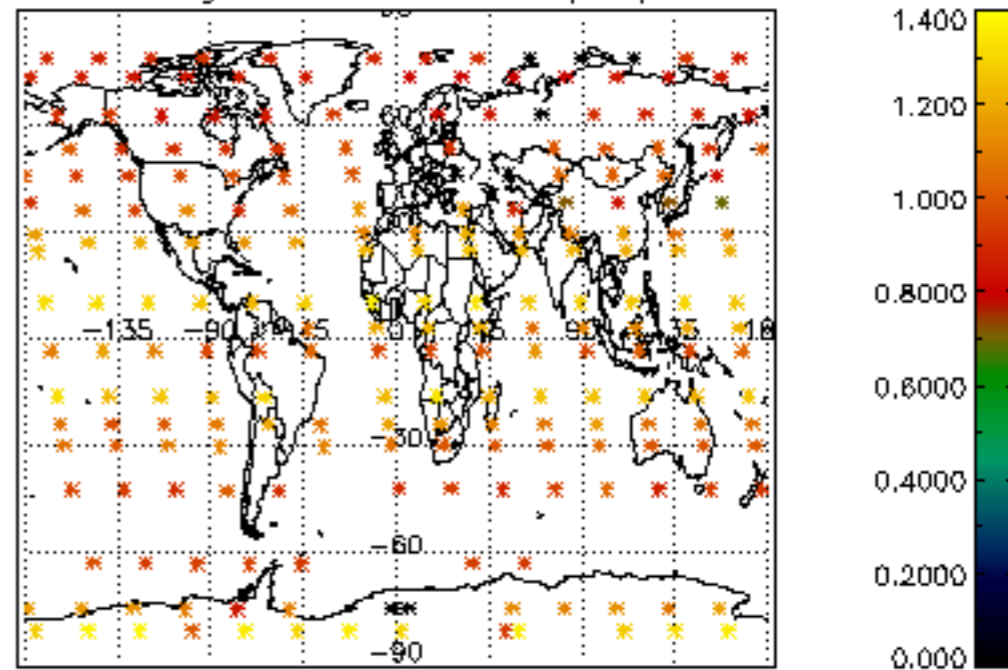




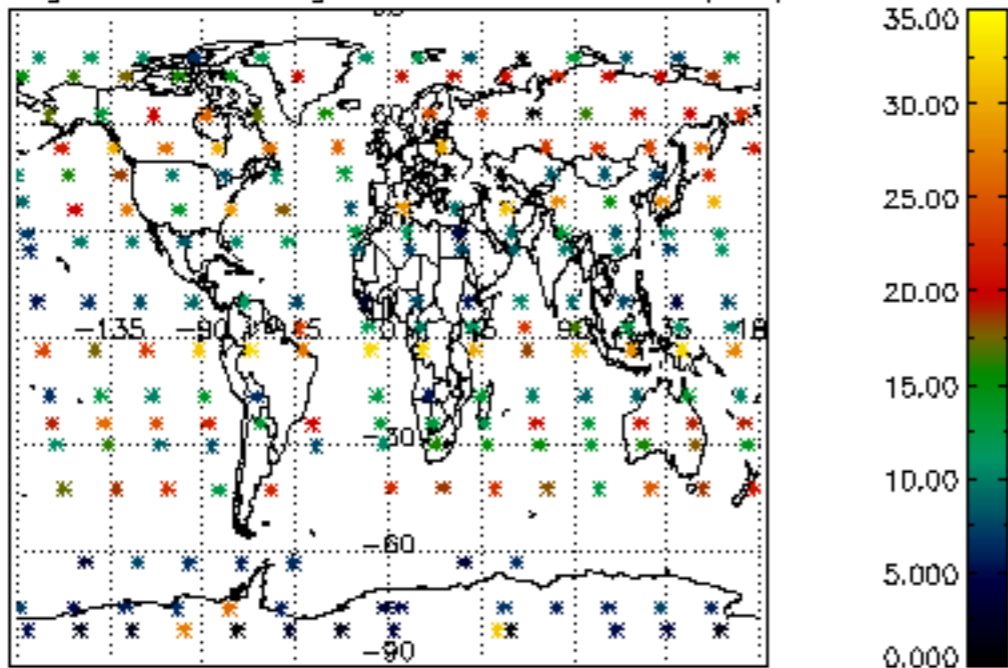
Percentage of cosmic ray hits per profile



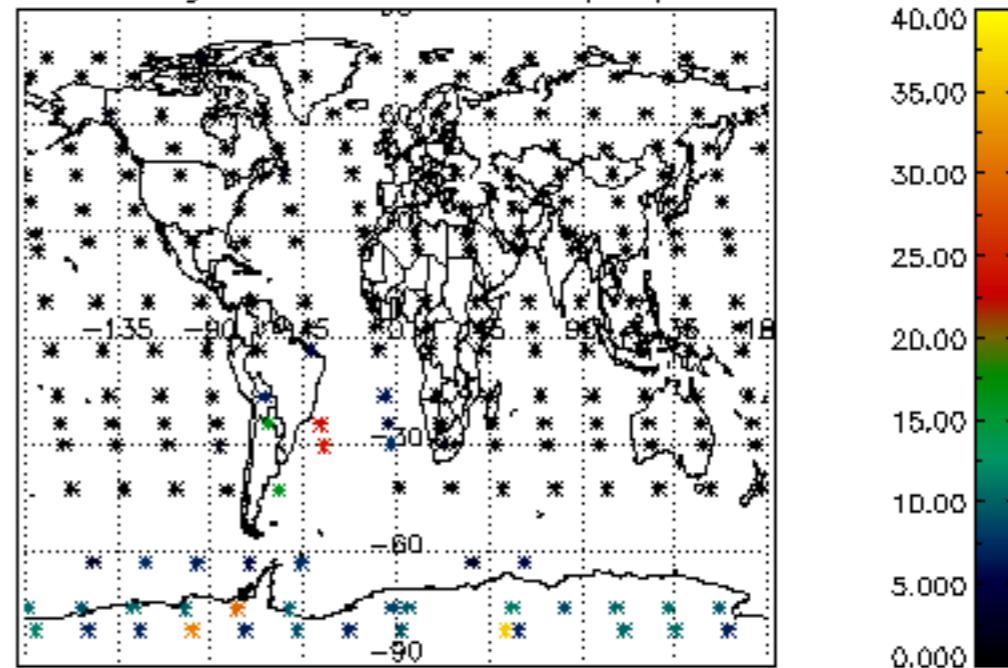
Percentage of datation errors per profile



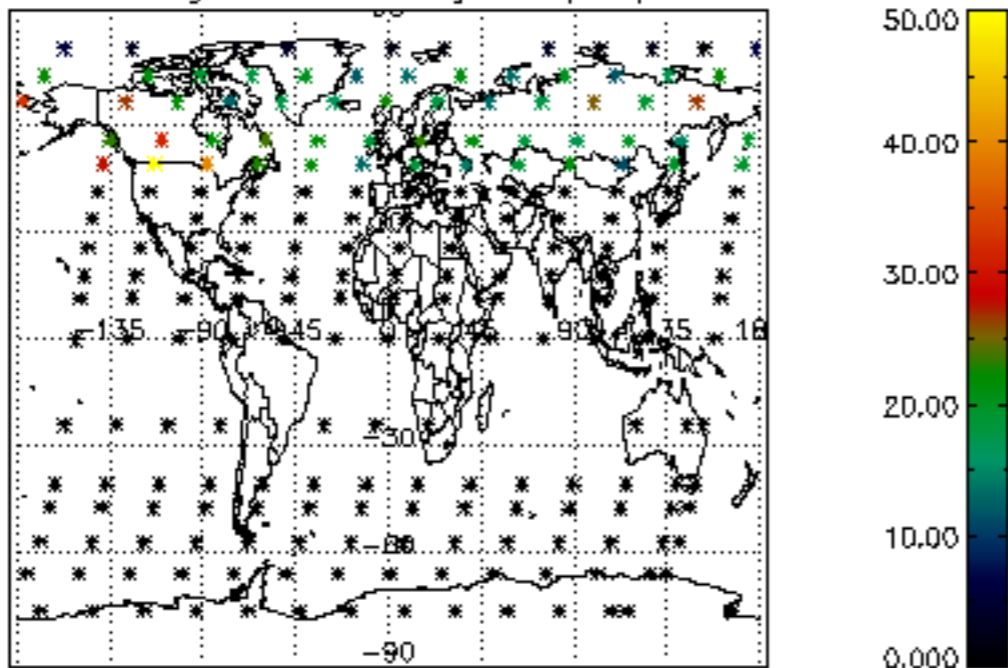
Percentage of star falling outside central band per profile



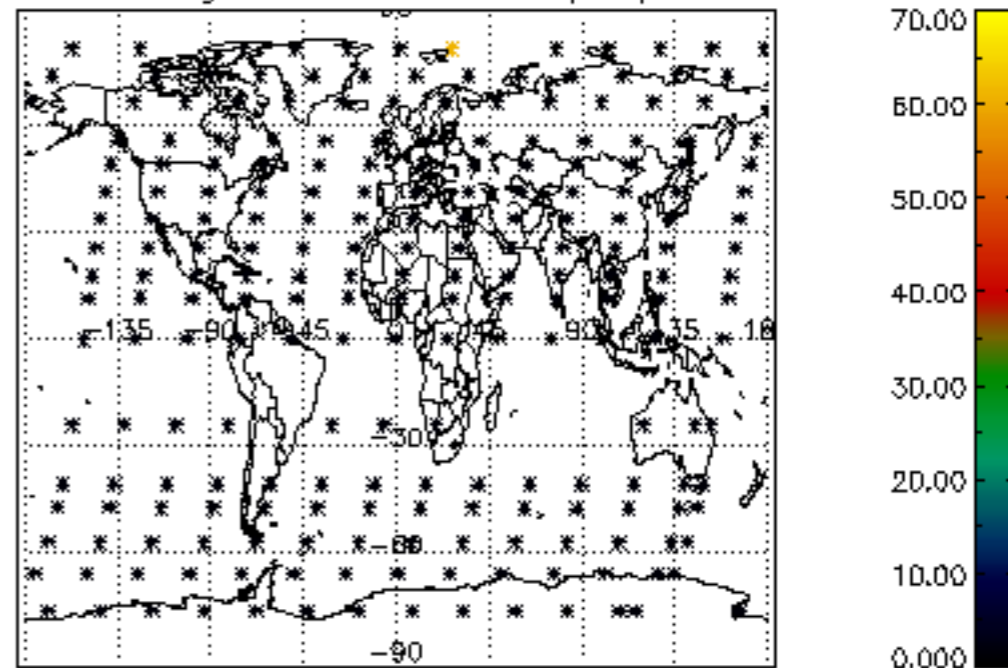
Percentage of saturation errors per profile



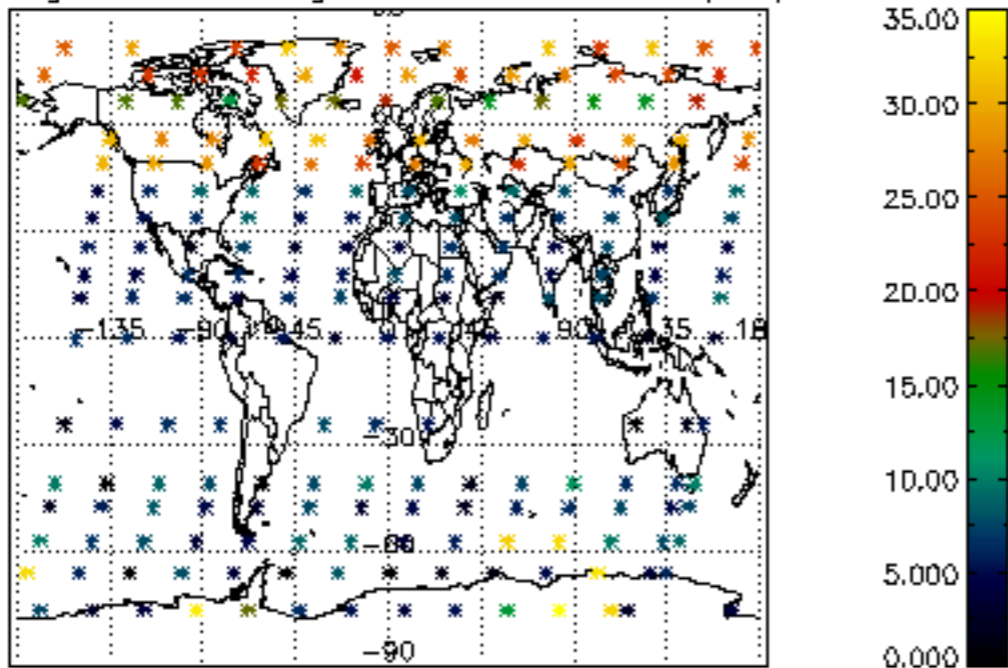
Percentage of cosmic ray hits per profile



Percentage of datation errors per profile



Percentage of star falling outside central band per profile



Percentage of saturation errors per profile

