

# GOMOS Level 2 Daily Report

## SUMMARY

### [1. General Info](#)

### [2. Summary of processed GOM\\_NL\\_2P products](#)

### [3. Level 2 Quality information per product](#)

#### [3.1 Plot of level 2 quality information per product \(time dependant\)](#)

#### [3.2 Plot of level 2 quality information per product \(world map\)](#)

### [4. Level 1 Quality information per product \(stored on level 2 products\)](#)

#### [4.1 Plot of level 1 quality information per product \(time dependant\)](#)

##### [4.1.1 Plot of level 1 quality information per product \(time dependant\): ASCENDING](#)

##### [4.1.2 Plot of level 1 quality information per product \(time dependant\): DESCENDING](#)

#### [4.2 Plot of level 1 quality information per product \(world map\)](#)

##### [4.2.1 Plot of level 1 quality information per product \(world map\): ASCENDING](#)

##### [4.2.2 Plot of level 1 quality information per product \(world map\): DESCENDING](#)

### [5. Ozone profiles based on quality statistics and other trace gas profiles](#)

#### [5.1 Ozone statistics based on quality of products](#)

#### [5.2 Plot ozone profiles for all STD \(dark without errors\)](#)

#### [5.3 Plot ozone profiles where STD < 20% \(dark without errors\)](#)

#### [5.4. Plot ozone profiles where STD < 10% \(dark without errors\)](#)

#### [5.5. Plot ozone profiles where STD < 5% \(dark without errors\)](#)

#### [5.6 Plot NO2 profiles for all STD \(dark without errors\)](#)

#### [5.7 Plot NO3 profiles for all STD \(dark without errors\)](#)

#### [5.8 Plot H2O profiles \(only for occultations of stars 1,2,3,4,13,14,16,26,63 dark without errors\) for all STD](#)

### [6. Auxiliary Data Files used for the production reported in section 2](#)

This report presents the daily analysis on parameters extracted from GOMOS level 2 data (GOM\_NL\_\_2P). It is intended to monitor some important parameters that will impact the quality of these products. A list of level 2 products (and content) that have arrived during the reporting day to the PCF is also given.

Item	Value
Time of report generation	22APR2013 10:00:42
Data source version	GOMOS/6.01
Start time of products	13-12-2004 (13DEC2004 00:00:00)
Stop time of products	14-12-2004 (14DEC2004 00:00:00)
Store outputs in DB	Yes
Nb of level 2 prods	465
Nb of prods with errors	0

## 2. Summary of processed GOM\_NL\_\_2P products.

Nr	Filename	UTC Start time	Limb	Duration	Star Id	Star Name	Star Mag	Star Temp	Nb Meas	Orbit	Prod. error
1	GOM_NL__2PRFIN20041213_000301_000000512032_00488_14570_8681.N1	13-DEC-2004 00:03:01	Twilight	50.500	169	46Gam Hya	2.9910	4700.0	101	14570	No
2	GOM_NL__2PRFIN20041213_000452_000000452032_00488_14570_8682.N1	13-DEC-2004 00:04:52	Twilight	44.500	54	5The Cen	2.0550	4500.0	89	14570	No
3	GOM_NL__2PRFIN20041213_000616_000000422032_00488_14570_8683.N1	13-DEC-2004 00:06:16	Dark	42.000	123	Iot Cen	2.7500	10200.	84	14570	No
4	GOM_NL__2PRFIN20041213_001048_000000442032_00488_14570_8684.N1	13-DEC-2004 00:10:48	Dark	43.500	4	Alp1Cen	-0.010000	5800.0	87	14570	No
5	GOM_NL__2PRFIN20041213_001223_000000422032_00489_14571_8659.N1	13-DEC-2004 00:12:23	Dark	41.500	20	Bet Cru	1.2530	30000.	83	14571	No
6	GOM_NL__2PRFIN20041213_001429_000000402032_00489_14571_8660.N1	13-DEC-2004 00:14:29	Dark	40.000	112	Alp Mus	2.6880	26000.	80	14571	No
7	GOM_NL__2PRFIN20041213_001912_000000442032_00489_14571_8661.N1	13-DEC-2004 00:19:12	Dark	43.500	29	Bet Car	1.6720	10200.	87	14571	No
8	GOM_NL__2PRFIN20041213_002139_000000472032_00489_14571_8662.N1	13-DEC-2004 00:21:39	Dark	46.500	41	Eps Car	1.8600	4100.0	93	14571	No
9	GOM_NL__2PRFIN20041213_002415_000000572032_00489_14571_8663.N1	13-DEC-2004 00:24:15	Dark	57.000	34	Gam2Vel	1.7930	23000.	114	14571	No
10	GOM_NL__2PRFIN20041213_002638_000000482032_00489_14571_8664.N1	13-DEC-2004 00:26:38	Dark	48.000	2	Alp Car	-0.73600	7000.0	96	14571	No
11	GOM_NL__2PRFIN20041213_002915_000000552032_00489_14571_8665.N1	13-DEC-2004 00:29:15	Dark	55.000	117	Pi Pup	2.7060	3800.0	110	14571	No
12	GOM_NL__2PRFIN20041213_003235_000000622032_00489_14571_8666.N1	13-DEC-2004 00:32:35	Straylight	62.000	23	21Eps CMa	1.5020	26000.	124	14571	No
13	GOM_NL__2PRFIN20041213_003427_000000562032_00489_14571_8667.N1	13-DEC-2004 00:34:27	Straylight	56.000	179	24Omi2CMa	3.0320	24000.	112	14571	No
14	GOM_NL__2PRFIN20041213_003740_000000692032_00489_14571_8668.N1	13-DEC-2004 00:37:40	Straylight	69.000	1	9Alp CMa	-1.4400	11000.	138	14571	No
15	GOM_NL__2PRFIN20041213_004057_000000582032_00489_14571_8669.N1	13-DEC-2004 00:40:57	Straylight	58.000	7	19Bet Ori	0.10000	14000.	116	14571	No
16	GOM_NL__2PRFIN20041213_004319_000000532032_00489_14571_8670.N1	13-DEC-2004 00:43:19	Straylight	53.000	30	46Eps Ori	1.6940	30000.	106	14571	No
17	GOM_NL__2PRFIN20041213_004638_000000702032_00489_14571_8671.N1	13-DEC-2004 00:46:38	Twilight_and_stray	70.000	14	58Alp Ori	0.87000	3000.0	140	14571	No
18	GOM_NL__2PRFIN20041213_004823_000000532032_00489_14571_8672.N1	13-DEC-2004 00:48:23	Twilight_and_stray	53.000	13	87Alp Tau	0.86700	3800.0	106	14571	No
19	GOM_NL__2PRFIN20041213_005027_000000392032_00489_14571_8673.N1	13-DEC-2004 00:50:27	Bright	38.500	146	25Eta Tau	2.8730	15200.	77	14571	No
20	GOM_NL__2PRFIN20041213_005239_000000392032_00489_14571_8674.N1	13-DEC-2004 00:52:39	Bright	39.000	150	44Zet Per	2.8900	28000.	78	14571	No
21	GOM_NL__2PRFIN20041213_005458_000000382032_00489_14571_8675.N1	13-DEC-2004 00:54:58	Bright	37.500	149	45Eps Per	2.8880	30000.	75	14571	No
22	GOM_NL__2PRFIN20041213_005708_000000372032_00489_14571_8676.N1	13-DEC-2004 00:57:08	Bright	37.000	175	39Del Per	3.0100	19400.	74	14571	No
23	GOM_NL__2PRFIN20041213_005848_000000402032_00489_14571_8677.N1	13-DEC-2004 00:58:48	Bright	39.500	160	23Gam Per	2.9300	4700.0	79	14571	No
24	GOM_NL__2PRFIN20041213_010850_000000372032_00489_14571_8678.N1	13-DEC-2004 01:08:50	Bright	37.000	49	1Alp UMi	1.9900	6300.0	74	14571	No
25	GOM_NL__2PRFIN20041213_011332_000000422032_00489_14571_8679.N1	13-DEC-2004 01:13:32	Bright	41.500	60	7Bet UMi	2.0810	3950.0	83	14571	No
26	GOM_NL__2PRFIN20041213_011547_000000502032_00489_14571_8680.N1	13-DEC-2004 01:15:47	Bright	49.500	82	48Bet UMa	2.3650	10600.	99	14571	No
27	GOM_NL__2PRFIN20041213_011819_000000442032_00489_14571_8681.N1	13-DEC-2004 01:18:19	Bright	43.500	32	77Eps UMa	1.7630	11000.	87	14571	No
28	GOM_NL__2PRFIN20041213_012048_000000572032_00489_14571_8682.N1	13-DEC-2004 01:20:48	Bright	57.000	39	85Eta UMa	1.8540	24000.	114	14571	No
29	GOM_NL__2PRFIN20041213_012402_000000382032_00489_14571_8683.N1	13-DEC-2004 01:24:02	Bright	38.000	180	27Gam Boo	3.0400	8000.0	76	14571	No
30	GOM_NL__2PRFIN20041213_012712_000000382032_00489_14571_8684.N1	13-DEC-2004 01:27:12	Bright	38.000	83		2.3780	11000.	76	14571	No
31	GOM_NL__2PRFIN20041213_013028_000000412032_00489_14571_8685.N1	13-DEC-2004 01:30:28	Bright	41.000	111	8Eta Boo	2.6800	6000.0	82	14571	No
32	GOM_NL__2PRFIN20041213_013413_000000502032_00489_14571_8686.N1	13-DEC-2004 01:34:13	Bright	49.500	138	47Eps Vir	2.8280	4700.0	99	14571	No
33	GOM_NL__2PRFIN20041213_013651_000000982032_00489_14571_8687.N1	13-DEC-2004 01:36:51	Twilight_and_stray	97.500	62	94Bet Leo	2.1360	9700.0	195	14571	No
34	GOM_NL__2PRFIN20041213_014008_000000582032_00489_14571_8688.N1	13-DEC-2004 01:40:08	Twilight_and_stray	57.500	15	67Alp Vir	0.97600	28000.	115	14571	No
35	GOM_NL__2PRFIN20041213_014337_000000472032_00489_14571_8689.N1	13-DEC-2004 01:43:37	Twilight	47.000	169	46Gam Hya	2.9910	4700.0	94	14571	No
36	GOM_NL__2PRFIN20041213_014527_000000492032_00489_14571_8690.N1	13-DEC-2004 01:45:27	Twilight	48.500	54	5The Cen	2.0550	4500.0	97	14571	No
37	GOM_NL__2PRFIN20041213_014654_000000432032_00489_14571_8691.N1	13-DEC-2004 01:46:54	Dark	43.000	123	Iot Cen	2.7500	10200.	86	14571	No
38	GOM_NL__2PRFIN20041213_014829_000000422032_00489_14571_8692.N1	13-DEC-2004 01:48:29	Dark	41.500	95	Zet Cen	2.5450	26000.	83	14571	No
39	GOM_NL__2PRFIN20041213_015124_000000522032_00489_14571_8693.N1	13-DEC-2004 01:51:24	Dark	52.000	4	Alp1Cen	-0.010000	5800.0	104	14571	No
40	GOM_NL__2PRFIN20041213_015259_000000492032_00490_14572_8660.N1	13-DEC-2004 01:52:59	Dark	48.500	20	Bet Cru	1.2530	30000.	97	14572	No
41	GOM_NL__2PRFIN20041213_015506_000000392032_00490_14572_8661.N1	13-DEC-2004 01:55:06	Dark	39.000	112	Alp Mus	2.6880	26000.	78	14572	No
42	GOM_NL__2PRFIN20041213_015949_000000422032_00490_14572_8662.N1	13-DEC-2004 01:59:49	Dark	41.500	29	Bet Car	1.6720	10200.	83	14572	No

43	GOM_NL__2PRFIN20041213_020215_000000502032_00490_14572_8663.N1	13-DEC-2004 02:02:15	Dark	49.500	41	Eps Car	1.8600	4100.0	99	14572	No
44	GOM_NL__2PRFIN20041213_020453_000000522032_00490_14572_8664.N1	13-DEC-2004 02:04:53	Dark	51.500	34	Gam2Vel	1.7930	23000.	103	14572	No
45	GOM_NL__2PRFIN20041213_020714_000000492032_00490_14572_8665.N1	13-DEC-2004 02:07:14	Dark	49.000	2	Alp Car	-0.73600	7000.0	98	14572	No
46	GOM_NL__2PRFIN20041213_020951_000000542032_00490_14572_8666.N1	13-DEC-2004 02:09:51	Dark	54.000	117	Pi Pup	2.7060	3800.0	108	14572	No
47	GOM_NL__2PRFIN20041213_021312_000000622032_00490_14572_8667.N1	13-DEC-2004 02:13:12	Straylight	61.500	23	21Eps CMa	1.5020	26000.	123	14572	No
48	GOM_NL__2PRFIN20041213_021504_000000602032_00490_14572_8668.N1	13-DEC-2004 02:15:04	Straylight	59.500	179	24Omi2CMa	3.0320	24000.	119	14572	No
49	GOM_NL__2PRFIN20041213_021816_000000692032_00490_14572_8669.N1	13-DEC-2004 02:18:16	Straylight	69.000	1	9Alp CMa	-1.4400	11000.	138	14572	No
50	GOM_NL__2PRFIN20041213_022134_000000562032_00490_14572_8670.N1	13-DEC-2004 02:21:34	Straylight	55.500	7	19Bet Ori	0.10000	14000.	111	14572	No
51	GOM_NL__2PRFIN20041213_022354_000000522032_00490_14572_8671.N1	13-DEC-2004 02:23:54	Straylight	52.000	30	46Eps Ori	1.6940	30000.	104	14572	No
52	GOM_NL__2PRFIN20041213_022714_000000702032_00490_14572_8672.N1	13-DEC-2004 02:27:14	Tw_i_and_stray	70.000	14	58Alp Ori	0.87000	3000.0	140	14572	No
53	GOM_NL__2PRFIN20041213_022858_000000542032_00490_14572_8673.N1	13-DEC-2004 02:28:58	Tw_i_and_stray	53.500	13	87Alp Tau	0.86700	3800.0	107	14572	No
54	GOM_NL__2PRFIN20041213_023104_000000392032_00490_14572_8674.N1	13-DEC-2004 02:31:04	Bright	39.000	146	25Eta Tau	2.8730	15200.	78	14572	No
55	GOM_NL__2PRFIN20041213_023315_000000392032_00490_14572_8675.N1	13-DEC-2004 02:33:15	Bright	39.000	150	44Zet Per	2.8900	28000.	78	14572	No
56	GOM_NL__2PRFIN20041213_023534_000000382032_00490_14572_8676.N1	13-DEC-2004 02:35:34	Bright	38.000	149	45Eps Per	2.8880	30000.	76	14572	No
57	GOM_NL__2PRFIN20041213_023744_000000382032_00490_14572_8677.N1	13-DEC-2004 02:37:44	Bright	37.500	175	39Del Per	3.0100	19400.	75	14572	No
58	GOM_NL__2PRFIN20041213_023926_000000382032_00490_14572_8678.N1	13-DEC-2004 02:39:26	Bright	37.500	160	23Gam Per	2.9300	4700.0	75	14572	No
59	GOM_NL__2PRFIN20041213_024927_000000352032_00490_14572_8679.N1	13-DEC-2004 02:49:27	Bright	34.500	49	1Alp UMi	1.9900	6300.0	69	14572	No
60	GOM_NL__2PRFIN20041213_025409_000000412032_00490_14572_8680.N1	13-DEC-2004 02:54:09	Bright	40.500	60	7Bet UMi	2.0810	3950.0	81	14572	No
61	GOM_NL__2PRFIN20041213_025622_000000512032_00490_14572_8681.N1	13-DEC-2004 02:56:22	Bright	50.500	82	48Bet UMa	2.3650	10600.	101	14572	No
62	GOM_NL__2PRFIN20041213_025855_000000412032_00490_14572_8682.N1	13-DEC-2004 02:58:55	Bright	41.000	32	77Eps UMa	1.7630	11000.	82	14572	No
63	GOM_NL__2PRFIN20041213_030124_000000572032_00490_14572_8683.N1	13-DEC-2004 03:01:24	Bright	57.000	39	85Eta UMa	1.8540	24000.	114	14572	No
64	GOM_NL__2PRFIN20041213_030439_000000382032_00490_14572_8684.N1	13-DEC-2004 03:04:39	Bright	38.000	180	27Gam Boo	3.0400	8000.0	76	14572	No
65	GOM_NL__2PRFIN20041213_030749_000000382032_00490_14572_8685.N1	13-DEC-2004 03:07:49	Bright	37.500	83		2.3780	11000.	75	14572	No
66	GOM_NL__2PRFIN20041213_031104_000000412032_00490_14572_8686.N1	13-DEC-2004 03:11:04	Bright	40.500	111	8Eta Boo	2.6800	6000.0	81	14572	No
67	GOM_NL__2PRFIN20041213_031450_000000512032_00490_14572_8687.N1	13-DEC-2004 03:14:50	Bright	51.000	138	47Eps Vir	2.8280	4700.0	102	14572	No
68	GOM_NL__2PRFIN20041213_031729_000000942032_00490_14572_8688.N1	13-DEC-2004 03:17:29	Tw_i_and_stray	93.500	62	94Bet Leo	2.1360	9700.0	187	14572	No
69	GOM_NL__2PRFIN20041213_032045_000000512032_00490_14572_8689.N1	13-DEC-2004 03:20:45	Tw_i_and_stray	50.500	15	67Alp Vir	0.97600	28000.	101	14572	No
70	GOM_NL__2PRFIN20041213_032412_000000482032_00490_14572_8690.N1	13-DEC-2004 03:24:12	Twilight	48.000	169	46Gam Hya	2.9910	4700.0	96	14572	No
71	GOM_NL__2PRFIN20041213_032605_000000442032_00490_14572_8691.N1	13-DEC-2004 03:26:05	Twilight	43.500	54	5The Cen	2.0550	4500.0	87	14572	No
72	GOM_NL__2PRFIN20041213_032731_000000412032_00490_14572_8692.N1	13-DEC-2004 03:27:31	Dark	41.000	123	1ot Cen	2.7500	10200.	82	14572	No
73	GOM_NL__2PRFIN20041213_032907_000000412032_00490_14572_8693.N1	13-DEC-2004 03:29:07	Dark	40.500	95	Zet Cen	2.5450	26000.	81	14572	No
74	GOM_NL__2PRFIN20041213_033200_000000512032_00490_14572_8694.N1	13-DEC-2004 03:32:00	Dark	51.000	4	Alp1Cen	-0.010000	5800.0	102	14572	No
75	GOM_NL__2PRFIN20041213_033336_000000412032_00491_14573_8660.N1	13-DEC-2004 03:33:36	Dark	40.500	20	Bet Cru	1.2530	30000.	81	14573	No
76	GOM_NL__2PRFIN20041213_033540_000000422032_00491_14573_8661.N1	13-DEC-2004 03:35:40	Dark	41.500	112	Alp Mus	2.6880	26000.	83	14573	No
77	GOM_NL__2PRFIN20041213_034025_000000432032_00491_14573_8662.N1	13-DEC-2004 03:40:25	Dark	43.000	29	Bet Car	1.6720	10200.	86	14573	No
78	GOM_NL__2PRFIN20041213_034249_000000482032_00491_14573_8663.N1	13-DEC-2004 03:42:49	Dark	48.000	41	Eps Car	1.8600	4100.0	96	14573	No
79	GOM_NL__2PRFIN20041213_034530_000000522032_00491_14573_8664.N1	13-DEC-2004 03:45:30	Dark	52.000	34	Gam2Vel	1.7930	23000.	104	14573	No
80	GOM_NL__2PRFIN20041213_034748_000000552032_00491_14573_8665.N1	13-DEC-2004 03:47:48	Dark	55.000	2	Alp Car	-0.73600	7000.0	110	14573	No
81	GOM_NL__2PRFIN20041213_035028_000000642032_00491_14573_8666.N1	13-DEC-2004 03:50:28	Dark	64.000	117	Pi Pup	2.7060	3800.0	128	14573	No
82	GOM_NL__2PRFIN20041213_035348_000000602032_00491_14573_8667.N1	13-DEC-2004 03:53:48	Straylight	60.000	23	21Eps CMa	1.5020	26000.	120	14573	No
83	GOM_NL__2PRFIN20041213_035539_000000572032_00491_14573_8668.N1	13-DEC-2004 03:55:39	Straylight	57.000	179	24Omi2CMa	3.0320	24000.	114	14573	No
84	GOM_NL__2PRFIN20041213_035852_000000722032_00491_14573_8669.N1	13-DEC-2004 03:58:52	Straylight	72.000	1	9Alp CMa	-1.4400	11000.	144	14573	No
85	GOM_NL__2PRFIN20041213_040207_000000582032_00491_14573_8670.N1	13-DEC-2004 04:02:07	Straylight	58.000	7	19Bet Ori	0.10000	14000.	116	14573	No
86	GOM_NL__2PRFIN20041213_040430_000000562032_00491_14573_8671.N1	13-DEC-2004 04:04:30	Straylight	56.000	30	46Eps Ori	1.6940	30000.	112	14573	No
87	GOM_NL__2PRFIN20041213_040747_000000702032_00491_14573_8672.N1	13-DEC-2004 04:07:47	Tw_i_and_stray	70.000	14	58Alp Ori	0.87000	3000.0	140	14573	No
88	GOM_NL__2PRFIN20041213_040934_000000502032_00491_14573_8673.N1	13-DEC-2004 04:09:34	Tw_i_and_stray	49.500	13	87Alp Tau	0.86700	3800.0	99	14573	No
89	GOM_NL__2PRFIN20041213_041140_000000392032_00491_14573_8674.N1	13-DEC-2004 04:11:40	Bright	39.000	146	25Eta Tau	2.8730	15200.	78	14573	No
90	GOM_NL__2PRFIN20041213_041350_000000402032_00491_14573_8675.N1	13-DEC-2004 04:13:50	Bright	40.000	150	44Zet Per	2.8900	28000.	80	14573	No
91	GOM_NL__2PRFIN20041213_041610_000000382032_00491_14573_8676.N1	13-DEC-2004 04:16:10	Bright	37.500	149	45Eps Per	2.8880	30000.	75	14573	No
92	GOM_NL__2PRFIN20041213_041820_000000382032_00491_14573_8677.N1	13-DEC-2004 04:18:20	Bright	37.500	175	39Del Per	3.0100	19400.	75	14573	No
93	GOM_NL__2PRFIN20041213_042002_000000392032_00491_14573_8678.N1	13-DEC-2004 04:20:02	Bright	38.500	160	23Gam Per	2.9300	4700.0	77	14573	No
94	GOM_NL__2PRFIN20041213_043000_000000402032_00491_14573_8679.N1	13-DEC-2004 04:30:00	Bright	40.000	49	1Alp UMi	1.9900	6300.0	80	14573	No
95	GOM_NL__2PRFIN20041213_043444_000000432032_00491_14573_8680.N1	13-DEC-2004 04:34:44	Bright	42.500	60	7Bet UMi	2.0810	3950.0	85	14573	No
96	GOM_NL__2PRFIN20041213_043657_000000472032_00491_14573_8681.N1	13-DEC-2004 04:36:57	Bright	47.000	82	48Bet UMa	2.3650	10600.	94	14573	No
97	GOM_NL__2PRFIN20041213_043931_000000442032_00491_14573_8682.N1	13-DEC-2004 04:39:31	Bright	43.500	32	77Eps UMa	1.7630	11000.	87	14573	No
98	GOM_NL__2PRFIN20041213_044200_000000412032_00491_14573_8683.N1	13-DEC-2004 04:42:00	Bright	40.500	39	85Eta UMa	1.8540	24000.	81	14573	No
99	GOM_NL__2PRFIN20041213_044515_000000372032_00491_14573_8684.N1	13-DEC-2004 04:45:15	Bright	37.000	180	27Gam Boo	3.0400	8000.0	74	14573	No
100	GOM_NL__2PRFIN20041213_044824_000000392032_00491_14573_8685.N1	13-DEC-2004 04:48:24	Bright	38.500	83		2.3780	11000.	77	14573	No
101	GOM_NL__2PRFIN20041213_045140_000000582032_00491_14573_8686.N1	13-DEC-2004 04:51:40	Bright	58.000	111	8Eta Boo	2.6800	6000.0	116	14573	No

102	GOM_NL__2PRFIN20041213_045526_000000512032_00491_14573_8687.N1	13-DEC-2004 04:55:26	Bright	50.500	138	47Eps Vir	2.8280	4700.0	101	14573	No
103	GOM_NL__2PRFIN20041213_045806_000000922032_00491_14573_8688.N1	13-DEC-2004 04:58:06	Twilight	92.000	62	94Bet Leo	2.1360	9700.0	184	14573	No
104	GOM_NL__2PRFIN20041213_050119_000000552032_00491_14573_8689.N1	13-DEC-2004 05:01:19	Twilight	55.000	15	67Alp Vir	0.97600	28000.	110	14573	No
105	GOM_NL__2PRFIN20041213_050451_000000492032_00491_14573_8690.N1	13-DEC-2004 05:04:51	Twilight	48.500	169	46Gam Hya	2.9910	4700.0	97	14573	No
106	GOM_NL__2PRFIN20041213_050641_000000462032_00491_14573_8691.N1	13-DEC-2004 05:06:41	Twilight	45.500	54	5The Cen	2.0550	4500.0	91	14573	No
107	GOM_NL__2PRFIN20041213_050806_000000462032_00491_14573_8692.N1	13-DEC-2004 05:08:06	Dark	45.500	123	1ot Cen	2.7500	10200.	91	14573	No
108	GOM_NL__2PRFIN20041213_050943_000000422032_00491_14573_8693.N1	13-DEC-2004 05:09:43	Dark	42.000	95	Zet Cen	2.5450	26000.	84	14573	No
109	GOM_NL__2PRFIN20041213_051236_000000462032_00491_14573_8694.N1	13-DEC-2004 05:12:36	Dark	46.000	4	Alp1Cen	-0.010000	5800.0	92	14573	No
110	GOM_NL__2PRFIN20041213_051413_000000422032_00492_14574_7902.N1	13-DEC-2004 05:14:13	Dark	42.000	20	Bet Cru	1.2530	30000.	84	14574	No
111	GOM_NL__2PRFIN20041213_051618_000000382032_00492_14574_7903.N1	13-DEC-2004 05:16:18	Dark	38.000	112	Alp Mus	2.6880	26000.	76	14574	No
112	GOM_NL__2PRFIN20041213_052102_000000402032_00492_14574_7904.N1	13-DEC-2004 05:21:02	Dark	39.500	29	Bet Car	1.6720	10200.	79	14574	No
113	GOM_NL__2PRFIN20041213_052328_000000492032_00492_14574_7905.N1	13-DEC-2004 05:23:28	Dark	48.500	41	Eps Car	1.8600	4100.0	97	14574	No
114	GOM_NL__2PRFIN20041213_052608_000000572032_00492_14574_7906.N1	13-DEC-2004 05:26:08	Dark	56.500	34	Gam2Vel	1.7930	23000.	113	14574	No
115	GOM_NL__2PRFIN20041213_052827_000000552032_00492_14574_7907.N1	13-DEC-2004 05:28:27	Dark	55.000	2	Alp Car	-0.73600	7000.0	110	14574	No
116	GOM_NL__2PRFIN20041213_053103_000000612032_00492_14574_7908.N1	13-DEC-2004 05:31:03	Dark	60.500	117	Pi Pup	2.7060	3800.0	121	14574	No
117	GOM_NL__2PRFIN20041213_053424_000000592032_00492_14574_7909.N1	13-DEC-2004 05:34:24	Straylight	58.500	23	21Eps CMa	1.5020	26000.	117	14574	No
118	GOM_NL__2PRFIN20041213_053614_000000612032_00492_14574_7910.N1	13-DEC-2004 05:36:14	Straylight	61.000	179	24Omi2CMa	3.0320	24000.	122	14574	No
119	GOM_NL__2PRFIN20041213_053927_000000752032_00492_14574_7911.N1	13-DEC-2004 05:39:27	Straylight	74.500	1	9Alp CMa	-1.4400	11000.	149	14574	No
120	GOM_NL__2PRFIN20041213_054245_000000582032_00492_14574_7912.N1	13-DEC-2004 05:42:45	Straylight	58.000	7	19Bet Ori	0.10000	14000.	116	14574	No
121	GOM_NL__2PRFIN20041213_054507_000000552032_00492_14574_7913.N1	13-DEC-2004 05:45:07	Straylight	54.500	30	46Eps Ori	1.6940	30000.	109	14574	No
122	GOM_NL__2PRFIN20041213_054824_000000702032_00492_14574_7914.N1	13-DEC-2004 05:48:24	Twilight	70.000	14	58Alp Ori	0.87000	3000.0	140	14574	No
123	GOM_NL__2PRFIN20041213_055010_000000552032_00492_14574_7915.N1	13-DEC-2004 05:50:10	Twilight	55.000	13	87Alp Tau	0.86700	3800.0	110	14574	No
124	GOM_NL__2PRFIN20041213_055216_000000382032_00492_14574_7916.N1	13-DEC-2004 05:52:16	Bright	38.000	146	25Eta Tau	2.8730	15200.	76	14574	No
125	GOM_NL__2PRFIN20041213_055427_000000392032_00492_14574_7917.N1	13-DEC-2004 05:54:27	Bright	38.500	150	44Zet Per	2.8900	28000.	77	14574	No
126	GOM_NL__2PRFIN20041213_055647_000000372032_00492_14574_7918.N1	13-DEC-2004 05:56:47	Bright	37.000	149	45Eps Per	2.8880	30000.	74	14574	No
127	GOM_NL__2PRFIN20041213_055857_000000362032_00492_14574_7919.N1	13-DEC-2004 05:58:57	Bright	36.000	175	39Del Per	3.0100	19400.	72	14574	No
128	GOM_NL__2PRFIN20041213_060039_000000362032_00492_14574_7920.N1	13-DEC-2004 06:00:39	Bright	36.000	160	23Gam Per	2.9300	4700.0	72	14574	No
129	GOM_NL__2PRFIN20041213_061038_000000352032_00492_14574_7921.N1	13-DEC-2004 06:10:38	Bright	35.000	49	1Alp UMi	1.9900	6300.0	70	14574	No
130	GOM_NL__2PRFIN20041213_061521_000000392032_00492_14574_7922.N1	13-DEC-2004 06:15:21	Bright	39.000	60	7Bet UMi	2.0810	3950.0	78	14574	No
131	GOM_NL__2PRFIN20041213_061733_000000502032_00492_14574_7923.N1	13-DEC-2004 06:17:33	Bright	50.000	82	48Bet UMa	2.3650	10600.	100	14574	No
132	GOM_NL__2PRFIN20041213_062006_000000442032_00492_14574_7924.N1	13-DEC-2004 06:20:06	Bright	44.000	32	77Eps UMa	1.7630	11000.	88	14574	No
133	GOM_NL__2PRFIN20041213_062236_000000422032_00492_14574_7925.N1	13-DEC-2004 06:22:36	Bright	41.500	39	85Eta UMa	1.8540	24000.	83	14574	No
134	GOM_NL__2PRFIN20041213_062552_000000542032_00492_14574_7926.N1	13-DEC-2004 06:25:52	Bright	54.000	180	27Gam Boo	3.0400	8000.0	108	14574	No
135	GOM_NL__2PRFIN20041213_062859_000000412032_00492_14574_7927.N1	13-DEC-2004 06:28:59	Bright	40.500	83		2.3780	11000.	81	14574	No
136	GOM_NL__2PRFIN20041213_063216_000000422032_00492_14574_7928.N1	13-DEC-2004 06:32:16	Bright	42.000	111	8Eta Boo	2.6800	6000.0	84	14574	No
137	GOM_NL__2PRFIN20041213_063602_000000532032_00492_14574_7929.N1	13-DEC-2004 06:36:02	Bright	52.500	138	47Eps Vir	2.8280	4700.0	105	14574	No
138	GOM_NL__2PRFIN20041213_063843_000001012032_00492_14574_7930.N1	13-DEC-2004 06:38:43	Twilight	101.00	62	94Bet Leo	2.1360	9700.0	202	14574	No
139	GOM_NL__2PRFIN20041213_064156_000000552032_00492_14574_7931.N1	13-DEC-2004 06:41:56	Twilight	55.000	15	67Alp Vir	0.97600	28000.	110	14574	No
140	GOM_NL__2PRFIN20041213_064528_000000472032_00492_14574_7932.N1	13-DEC-2004 06:45:28	Twilight	47.000	169	46Gam Hya	2.9910	4700.0	94	14574	No
141	GOM_NL__2PRFIN20041213_064718_000000452032_00492_14574_7933.N1	13-DEC-2004 06:47:18	Twilight	44.500	54	5The Cen	2.0550	4500.0	89	14574	No
142	GOM_NL__2PRFIN20041213_064844_000000462032_00492_14574_7934.N1	13-DEC-2004 06:48:44	Dark	45.500	123	1ot Cen	2.7500	10200.	91	14574	No
143	GOM_NL__2PRFIN20041213_065020_000000422032_00492_14574_7935.N1	13-DEC-2004 06:50:20	Dark	42.000	95	Zet Cen	2.5450	26000.	84	14574	No
144	GOM_NL__2PRFIN20041213_065312_000000432032_00492_14574_7936.N1	13-DEC-2004 06:53:12	Dark	43.000	4	Alp1Cen	-0.010000	5800.0	86	14574	No
145	GOM_NL__2PRFIN20041213_065449_000000412032_00493_14575_7726.N1	13-DEC-2004 06:54:49	Dark	40.500	20	Bet Cru	1.2530	30000.	81	14575	No
146	GOM_NL__2PRFIN20041213_065655_000000392032_00493_14575_7727.N1	13-DEC-2004 06:56:55	Dark	39.000	112	Alp Mus	2.6880	26000.	78	14575	No
147	GOM_NL__2PRFIN20041213_070138_000000442032_00493_14575_7728.N1	13-DEC-2004 07:01:38	Dark	44.000	29	Bet Car	1.6720	10200.	88	14575	No
148	GOM_NL__2PRFIN20041213_070405_000000522032_00493_14575_7729.N1	13-DEC-2004 07:04:05	Dark	52.000	41	Eps Car	1.8600	4100.0	104	14575	No
149	GOM_NL__2PRFIN20041213_070645_000000502032_00493_14575_7730.N1	13-DEC-2004 07:06:45	Dark	50.000	34	Gam2Vel	1.7930	23000.	100	14575	No
150	GOM_NL__2PRFIN20041213_070904_000000532032_00493_14575_7731.N1	13-DEC-2004 07:09:04	Dark	52.500	2	Alp Car	-0.73600	7000.0	105	14575	No
151	GOM_NL__2PRFIN20041213_071141_000000572032_00493_14575_7732.N1	13-DEC-2004 07:11:41	Dark	57.000	117	Pi Pup	2.7060	3800.0	114	14575	No
152	GOM_NL__2PRFIN20041213_071501_000000572032_00493_14575_7733.N1	13-DEC-2004 07:15:01	Straylight	57.000	23	21Eps CMa	1.5020	26000.	114	14575	No
153	GOM_NL__2PRFIN20041213_071650_000000612032_00493_14575_7734.N1	13-DEC-2004 07:16:50	Straylight	61.000	179	24Omi2CMa	3.0320	24000.	122	14575	No
154	GOM_NL__2PRFIN20041213_072004_000000762032_00493_14575_7735.N1	13-DEC-2004 07:20:04	Straylight	75.500	1	9Alp CMa	-1.4400	11000.	151	14575	No
155	GOM_NL__2PRFIN20041213_072322_000000552032_00493_14575_7736.N1	13-DEC-2004 07:23:22	Straylight	55.000	7	19Bet Ori	0.10000	14000.	110	14575	No
156	GOM_NL__2PRFIN20041213_072543_000000492032_00493_14575_7737.N1	13-DEC-2004 07:25:43	Straylight	49.000	30	46Eps Ori	1.6940	30000.	98	14575	No
157	GOM_NL__2PRFIN20041213_072900_000000602032_00493_14575_7738.N1	13-DEC-2004 07:29:00	Twilight	60.000	14	58Alp Ori	0.87000	3000.0	120	14575	No
158	GOM_NL__2PRFIN20041213_073047_000000552032_00493_14575_7739.N1	13-DEC-2004 07:30:47	Twilight	55.000	13	87Alp Tau	0.86700	3800.0	110	14575	No
159	GOM_NL__2PRFIN20041213_073252_000000372032_00493_14575_7740.N1	13-DEC-2004 07:32:52	Bright	37.000	146	25Eta Tau	2.8730	15200.	74	14575	No
160	GOM_NL__2PRFIN20041213_073504_000000382032_00493_14575_7741.N1	13-DEC-2004 07:35:04	Bright	38.000	150	44Zet Per	2.8900	28000.	76	14575	No



161	GOM_NL__2PRFIN20041213_073723_000000362032_00493_14575_7742.N1	13-DEC-2004 07:37:23	Bright	36.000	149	45Eps Per	2.8880	30000.	72	14575	No
162	GOM_NL__2PRFIN20041213_073933_000000372032_00493_14575_7743.N1	13-DEC-2004 07:39:33	Bright	37.000	175	39Del Per	3.0100	19400.	74	14575	No
163	GOM_NL__2PRFIN20041213_074115_000000372032_00493_14575_7744.N1	13-DEC-2004 07:41:15	Bright	36.500	160	23Gam Per	2.9300	4700.0	73	14575	No
164	GOM_NL__2PRFIN20041213_074419_000000372032_00493_14575_7745.N1	13-DEC-2004 07:44:19	Bright	37.000	110	37Del Cas	2.6780	8900.0	74	14575	No
165	GOM_NL__2PRFIN20041213_075115_000000372032_00493_14575_7746.N1	13-DEC-2004 07:51:15	Bright	37.000	49	1Alp UMi	1.9900	6300.0	74	14575	No
166	GOM_NL__2PRFIN20041213_075558_000000392032_00493_14575_7747.N1	13-DEC-2004 07:55:58	Bright	39.000	60	7Bet UMi	2.0810	3950.0	78	14575	No
167	GOM_NL__2PRFIN20041213_075807_000000522032_00493_14575_7748.N1	13-DEC-2004 07:58:07	Bright	52.000	82	48Bet UMa	2.3650	10600.	104	14575	No
168	GOM_NL__2PRFIN20041213_080042_000000442032_00493_14575_7749.N1	13-DEC-2004 08:00:42	Bright	44.000	32	77Eps UMa	1.7630	11000.	88	14575	No
169	GOM_NL__2PRFIN20041213_080312_000000412032_00493_14575_7750.N1	13-DEC-2004 08:03:12	Bright	40.500	39	85Eta UMa	1.8540	24000.	81	14575	No
170	GOM_NL__2PRFIN20041213_080627_000000392032_00493_14575_7751.N1	13-DEC-2004 08:06:27	Bright	39.000	180	27Gam Boo	3.0400	8000.0	78	14575	No
171	GOM_NL__2PRFIN20041213_080935_000000412032_00493_14575_7752.N1	13-DEC-2004 08:09:35	Bright	40.500	83		2.3780	11000.	81	14575	No
172	GOM_NL__2PRFIN20041213_081252_000000422032_00493_14575_7753.N1	13-DEC-2004 08:12:52	Bright	41.500	111	8Eta Boo	2.6800	6000.0	83	14575	No
173	GOM_NL__2PRFIN20041213_081638_000000502032_00493_14575_7754.N1	13-DEC-2004 08:16:38	Bright	50.000	138	47Eps Vir	2.8280	4700.0	100	14575	No
174	GOM_NL__2PRFIN20041213_081921_000000992032_00493_14575_7755.N1	13-DEC-2004 08:19:21	Twilight	99.000	62	94Bet Leo	2.1360	9700.0	198	14575	No
175	GOM_NL__2PRFIN20041213_082234_000000512032_00493_14575_7756.N1	13-DEC-2004 08:22:34	Twilight	50.500	15	67Alp Vir	0.97600	28000.	101	14575	No
176	GOM_NL__2PRFIN20041213_082604_000000472032_00493_14575_7757.N1	13-DEC-2004 08:26:04	Twilight	47.000	169	46Gam Hya	2.9910	4700.0	94	14575	No
177	GOM_NL__2PRFIN20041213_082755_000000462032_00493_14575_7758.N1	13-DEC-2004 08:27:55	Twilight	45.500	54	5The Cen	2.0550	4500.0	91	14575	No
178	GOM_NL__2PRFIN20041213_083011_000000412032_00493_14575_7759.N1	13-DEC-2004 08:30:11	Dark	40.500	78	Alp Lup	2.3040	28000.	81	14575	No
179	GOM_NL__2PRFIN20041213_083348_000000452032_00493_14575_7760.N1	13-DEC-2004 08:33:48	Dark	45.000	4	Alp1Cen	-0.010000	5800.0	90	14575	No
180	GOM_NL__2PRFIN20041213_083526_000000472032_00494_14576_7726.N1	13-DEC-2004 08:35:26	Dark	47.000	20	Bet Cru	1.2530	30000.	94	14576	No
181	GOM_NL__2PRFIN20041213_083731_000000372032_00494_14576_7727.N1	13-DEC-2004 08:37:31	Dark	37.000	112	Alp Mus	2.6880	26000.	74	14576	No
182	GOM_NL__2PRFIN20041213_084215_000000412032_00494_14576_7728.N1	13-DEC-2004 08:42:15	Dark	40.500	29	Bet Car	1.6720	10200.	81	14576	No
183	GOM_NL__2PRFIN20041213_084442_000000452032_00494_14576_7729.N1	13-DEC-2004 08:44:42	Dark	45.000	41	Eps Car	1.8600	4100.0	90	14576	No
184	GOM_NL__2PRFIN20041213_084721_000000492032_00494_14576_7730.N1	13-DEC-2004 08:47:21	Dark	48.500	34	Gam2Vel	1.7930	23000.	97	14576	No
185	GOM_NL__2PRFIN20041213_084940_000000482032_00494_14576_7731.N1	13-DEC-2004 08:49:40	Dark	48.000	2	Alp Car	-0.73600	7000.0	96	14576	No
186	GOM_NL__2PRFIN20041213_085217_000000572032_00494_14576_7732.N1	13-DEC-2004 08:52:17	Dark	57.000	117	Pi Pup	2.7060	3800.0	114	14576	No
187	GOM_NL__2PRFIN20041213_085537_000000572032_00494_14576_7733.N1	13-DEC-2004 08:55:37	Straylight	57.000	23	21Eps CMa	1.5020	26000.	114	14576	No
188	GOM_NL__2PRFIN20041213_085726_000000612032_00494_14576_7734.N1	13-DEC-2004 08:57:26	Straylight	61.000	179	24Omi2CMa	3.0320	24000.	122	14576	No
189	GOM_NL__2PRFIN20041213_090040_000000752032_00494_14576_7735.N1	13-DEC-2004 09:00:40	Straylight	75.000	1	9Alp CMa	-1.4400	11000.	150	14576	No
190	GOM_NL__2PRFIN20041213_090358_000000572032_00494_14576_7736.N1	13-DEC-2004 09:03:58	Straylight	57.000	7	19Bet Ori	0.10000	14000.	114	14576	No
191	GOM_NL__2PRFIN20041213_090619_000000532032_00494_14576_7737.N1	13-DEC-2004 09:06:19	Straylight	52.500	30	46Eps Ori	1.6940	30000.	105	14576	No
192	GOM_NL__2PRFIN20041213_090936_000000692032_00494_14576_7738.N1	13-DEC-2004 09:09:36	Twilight	68.500	14	58Alp Ori	0.87000	3000.0	137	14576	No
193	GOM_NL__2PRFIN20041213_091122_000000472032_00494_14576_7739.N1	13-DEC-2004 09:11:22	Twilight	47.000	13	87Alp Tau	0.86700	3800.0	94	14576	No
194	GOM_NL__2PRFIN20041213_091329_000000382032_00494_14576_7740.N1	13-DEC-2004 09:13:29	Bright	38.000	146	25Eta Tau	2.8730	15200.	76	14576	No
195	GOM_NL__2PRFIN20041213_091540_000000372032_00494_14576_7741.N1	13-DEC-2004 09:15:40	Bright	37.000	150	44Zet Per	2.8900	28000.	74	14576	No
196	GOM_NL__2PRFIN20041213_091759_000000372032_00494_14576_7742.N1	13-DEC-2004 09:17:59	Bright	36.500	149	45Eps Per	2.8880	30000.	73	14576	No
197	GOM_NL__2PRFIN20041213_092009_000000362032_00494_14576_7743.N1	13-DEC-2004 09:20:09	Bright	36.000	175	39Del Per	3.0100	19400.	72	14576	No
198	GOM_NL__2PRFIN20041213_092151_000000382032_00494_14576_7744.N1	13-DEC-2004 09:21:51	Bright	37.500	160	23Gam Per	2.9300	4700.0	75	14576	No
199	GOM_NL__2PRFIN20041213_092455_000000382032_00494_14576_7745.N1	13-DEC-2004 09:24:55	Bright	37.500	110	37Del Cas	2.6780	8900.0	75	14576	No
200	GOM_NL__2PRFIN20041213_093150_000000392032_00494_14576_7746.N1	13-DEC-2004 09:31:50	Bright	39.000	49	1Alp UMi	1.9900	6300.0	78	14576	No
201	GOM_NL__2PRFIN20041213_093634_000000402032_00494_14576_7747.N1	13-DEC-2004 09:36:34	Bright	40.000	60	7Bet UMi	2.0810	3950.0	80	14576	No
202	GOM_NL__2PRFIN20041213_093842_000000512032_00494_14576_7748.N1	13-DEC-2004 09:38:42	Bright	51.000	82	48Bet UMa	2.3650	10600.	102	14576	No
203	GOM_NL__2PRFIN20041213_094118_000000442032_00494_14576_7749.N1	13-DEC-2004 09:41:18	Bright	44.000	32	77Eps UMa	1.7630	11000.	88	14576	No
204	GOM_NL__2PRFIN20041213_094348_000000402032_00494_14576_7750.N1	13-DEC-2004 09:43:48	Bright	39.500	39	85Eta UMa	1.8540	24000.	79	14576	No
205	GOM_NL__2PRFIN20041213_094703_000000382032_00494_14576_7751.N1	13-DEC-2004 09:47:03	Bright	37.500	180	27Gam Boo	3.0400	8000.0	75	14576	No
206	GOM_NL__2PRFIN20041213_095013_000000382032_00494_14576_7752.N1	13-DEC-2004 09:50:13	Bright	37.500	83		2.3780	11000.	75	14576	No
207	GOM_NL__2PRFIN20041213_095329_000000412032_00494_14576_7753.N1	13-DEC-2004 09:53:29	Bright	41.000	111	8Eta Boo	2.6800	6000.0	82	14576	No
208	GOM_NL__2PRFIN20041213_095715_000000702032_00494_14576_7754.N1	13-DEC-2004 09:57:15	Bright	70.000	138	47Eps Vir	2.8280	4700.0	140	14576	No
209	GOM_NL__2PRFIN20041213_095958_000000942032_00494_14576_7755.N1	13-DEC-2004 09:59:58	Twilight	94.000	62	94Bet Leo	2.1360	9700.0	188	14576	No
210	GOM_NL__2PRFIN20041213_100312_000000532032_00494_14576_7756.N1	13-DEC-2004 10:03:12	Twilight	53.000	15	67Alp Vir	0.97600	28000.	106	14576	No
211	GOM_NL__2PRFIN20041213_100641_000000462032_00494_14576_7757.N1	13-DEC-2004 10:06:41	Twilight	45.500	169	46Gam Hya	2.9910	4700.0	91	14576	No
212	GOM_NL__2PRFIN20041213_101047_000000422032_00494_14576_7759.N1	13-DEC-2004 10:10:47	Dark	41.500	78	Alp Lup	2.3040	28000.	83	14576	No
213	GOM_NL__2PRFIN20041213_101424_000000462032_00494_14576_7760.N1	13-DEC-2004 10:14:24	Dark	45.500	4	Alp1Cen	-0.010000	5800.0	91	14576	No
214	GOM_NL__2PRFIN20041213_101602_000000402032_00495_14577_7726.N1	13-DEC-2004 10:16:02	Dark	40.000	20	Bet Cru	1.2530	30000.	80	14577	No
215	GOM_NL__2PRFIN20041213_101807_000000392032_00495_14577_7727.N1	13-DEC-2004 10:18:07	Dark	38.500	112	Alp Mus	2.6880	26000.	77	14577	No
216	GOM_NL__2PRFIN20041213_102251_000000382032_00495_14577_7728.N1	13-DEC-2004 10:22:51	Dark	38.000	29	Bet Car	1.6720	10200.	76	14577	No
217	GOM_NL__2PRFIN20041213_102518_000000462032_00495_14577_7729.N1	13-DEC-2004 10:25:18	Dark	45.500	41	Eps Car	1.8600	4100.0	91	14577	No
218	GOM_NL__2PRFIN20041213_102758_000000522032_00495_14577_7730.N1	13-DEC-2004 10:27:58	Dark	51.500	34	Gam2Vel	1.7930	23000.	103	14577	No
219	GOM_NL__2PRFIN20041213_103016_000000552032_00495_14577_7731.N1	13-DEC-2004 10:30:16	Dark	55.000	2	Alp Car	-0.73600	7000.0	110	14577	No

220	GOM_NL__2PRFIN20041213_103254_000000592032_00495_14577_7732.N1	13-DEC-2004 10:32:54	Dark	58.500	117	Pi Pup	2.7060	3800.0	117	14577	No
221	GOM_NL__2PRFIN20041213_103614_000000552032_00495_14577_7733.N1	13-DEC-2004 10:36:14	Straylight	55.000	23	21Eps CMa	1.5020	26000.	110	14577	No
222	GOM_NL__2PRFIN20041213_103802_000000592032_00495_14577_7734.N1	13-DEC-2004 10:38:02	Straylight	59.000	179	24Omi2CMa	3.0320	24000.	118	14577	No
223	GOM_NL__2PRFIN20041213_104115_000000772032_00495_14577_7735.N1	13-DEC-2004 10:41:15	Straylight	77.000	1	9Alp CMa	-1.4400	11000.	154	14577	No
224	GOM_NL__2PRFIN20041213_104433_000000502032_00495_14577_7736.N1	13-DEC-2004 10:44:33	Straylight	49.500	7	19Bet Ori	0.10000	14000.	99	14577	No
225	GOM_NL__2PRFIN20041213_104654_000000552032_00495_14577_7737.N1	13-DEC-2004 10:46:54	Straylight	55.000	30	46Eps Ori	1.6940	30000.	110	14577	No
226	GOM_NL__2PRFIN20041213_105011_000000652032_00495_14577_7738.N1	13-DEC-2004 10:50:11	Twi_and_stray	64.500	14	58Alp Ori	0.87000	3000.0	129	14577	No
227	GOM_NL__2PRFIN20041213_105158_000000512032_00495_14577_7739.N1	13-DEC-2004 10:51:58	Twi_and_stray	51.000	13	87Alp Tau	0.86700	3800.0	102	14577	No
228	GOM_NL__2PRFIN20041213_105404_000000382032_00495_14577_7740.N1	13-DEC-2004 10:54:04	Bright	37.500	146	25Eta Tau	2.8730	15200.	75	14577	No
229	GOM_NL__2PRFIN20041213_105615_000000372032_00495_14577_7741.N1	13-DEC-2004 10:56:15	Bright	36.500	150	44Zet Per	2.8900	28000.	73	14577	No
230	GOM_NL__2PRFIN20041213_105834_000000362032_00495_14577_7742.N1	13-DEC-2004 10:58:34	Bright	35.500	149	45Eps Per	2.8880	30000.	71	14577	No
231	GOM_NL__2PRFIN20041213_110045_000000372032_00495_14577_7743.N1	13-DEC-2004 11:00:45	Bright	36.500	175	39Del Per	3.0100	19400.	73	14577	No
232	GOM_NL__2PRFIN20041213_110227_000000362032_00495_14577_7744.N1	13-DEC-2004 11:02:27	Bright	35.500	160	23Gam Per	2.9300	4700.0	71	14577	No
233	GOM_NL__2PRFIN20041213_110531_000000412032_00495_14577_7745.N1	13-DEC-2004 11:05:31	Bright	40.500	110	37Del Cas	2.6780	8900.0	81	14577	No
234	GOM_NL__2PRFIN20041213_111226_000000392032_00495_14577_7746.N1	13-DEC-2004 11:12:26	Bright	39.000	49	1Alp UMi	1.9900	6300.0	78	14577	No
235	GOM_NL__2PRFIN20041213_111710_000000402032_00495_14577_7747.N1	13-DEC-2004 11:17:10	Bright	39.500	60	7Bet UMi	2.0810	3950.0	79	14577	No
236	GOM_NL__2PRFIN20041213_111919_000000512032_00495_14577_7748.N1	13-DEC-2004 11:19:19	Bright	51.000	82	48Bet UMa	2.3650	10600.	102	14577	No
237	GOM_NL__2PRFIN20041213_112154_000000542032_00495_14577_7749.N1	13-DEC-2004 11:21:54	Bright	53.500	32	77Eps UMa	1.7630	11000.	107	14577	No
238	GOM_NL__2PRFIN20041213_112424_000000402032_00495_14577_7750.N1	13-DEC-2004 11:24:24	Bright	39.500	39	85Eta UMa	1.8540	24000.	79	14577	No
239	GOM_NL__2PRFIN20041213_112740_000000372032_00495_14577_7751.N1	13-DEC-2004 11:27:40	Bright	37.000	180	27Gam Boo	3.0400	8000.0	74	14577	No
240	GOM_NL__2PRFIN20041213_113049_000000392032_00495_14577_7752.N1	13-DEC-2004 11:30:49	Bright	38.500	83		2.3780	11000.	77	14577	No
241	GOM_NL__2PRFIN20041213_113405_000000412032_00495_14577_7753.N1	13-DEC-2004 11:34:05	Bright	41.000	111	8Eta Boo	2.6800	6000.0	82	14577	No
242	GOM_NL__2PRFIN20041213_113751_000000702032_00495_14577_7754.N1	13-DEC-2004 11:37:51	Bright	70.000	138	47Eps Vir	2.8280	4700.0	140	14577	No
243	GOM_NL__2PRFIN20041213_114036_000000982032_00495_14577_7755.N1	13-DEC-2004 11:40:36	Twi_and_stray	98.000	62	94Bet Leo	2.1360	9700.0	196	14577	No
244	GOM_NL__2PRFIN20041213_114348_000000552032_00495_14577_7756.N1	13-DEC-2004 11:43:48	Twi_and_stray	54.500	15	67Alp Vir	0.97600	28000.	109	14577	No
245	GOM_NL__2PRFIN20041213_114718_000000502032_00495_14577_7757.N1	13-DEC-2004 11:47:18	Twilight	49.500	169	46Gam Hya	2.9910	4700.0	99	14577	No
246	GOM_NL__2PRFIN20041213_114907_000000452032_00495_14577_7758.N1	13-DEC-2004 11:49:07	Twilight	44.500	54	5The Cen	2.0550	4500.0	89	14577	No
247	GOM_NL__2PRFIN20041213_115123_000000402032_00495_14577_7759.N1	13-DEC-2004 11:51:23	Dark	39.500	78	Alp Lup	2.3040	28000.	79	14577	No
248	GOM_NL__2PRFIN20041213_115500_000000462032_00495_14577_7760.N1	13-DEC-2004 11:55:00	Dark	46.000	4	Alp1Cen	-0.010000	5800.0	92	14577	No
249	GOM_NL__2PRFIN20041213_115639_000000472032_00496_14578_7726.N1	13-DEC-2004 11:56:39	Dark	46.500	20	Bet Cru	1.2530	30000.	93	14578	No
250	GOM_NL__2PRFIN20041213_115843_000000392032_00496_14578_7727.N1	13-DEC-2004 11:58:43	Dark	38.500	112	Alp Mus	2.6880	26000.	77	14578	No
251	GOM_NL__2PRFIN20041213_120327_000000412032_00496_14578_7728.N1	13-DEC-2004 12:03:27	Dark	40.500	29	Bet Car	1.6720	10200.	81	14578	No
252	GOM_NL__2PRFIN20041213_120554_000000482032_00496_14578_7729.N1	13-DEC-2004 12:05:54	Dark	47.500	41	Eps Car	1.8600	4100.0	95	14578	No
253	GOM_NL__2PRFIN20041213_120834_000000492032_00496_14578_7730.N1	13-DEC-2004 12:08:34	Dark	48.500	34	Gam2Vel	1.7930	23000.	97	14578	No
254	GOM_NL__2PRFIN20041213_121052_000000482032_00496_14578_7731.N1	13-DEC-2004 12:10:52	Dark	48.000	2	Alp Car	-0.73600	7000.0	96	14578	No
255	GOM_NL__2PRFIN20041213_121330_000000602032_00496_14578_7732.N1	13-DEC-2004 12:13:30	Dark	60.000	117	Pi Pup	2.7060	3800.0	120	14578	No
256	GOM_NL__2PRFIN20041213_121651_000000592032_00496_14578_7733.N1	13-DEC-2004 12:16:51	Straylight	58.500	23	21Eps CMa	1.5020	26000.	117	14578	No
257	GOM_NL__2PRFIN20041213_121839_000000622032_00496_14578_7734.N1	13-DEC-2004 12:18:39	Straylight	61.500	179	24Omi2CMa	3.0320	24000.	123	14578	No
258	GOM_NL__2PRFIN20041213_122151_000000702032_00496_14578_7735.N1	13-DEC-2004 12:21:51	Straylight	69.500	1	9Alp CMa	-1.4400	11000.	139	14578	No
259	GOM_NL__2PRFIN20041213_122509_000000582032_00496_14578_7736.N1	13-DEC-2004 12:25:09	Straylight	58.000	7	19Bet Ori	0.10000	14000.	116	14578	No
260	GOM_NL__2PRFIN20041213_122730_000000532032_00496_14578_7737.N1	13-DEC-2004 12:27:30	Straylight	53.000	30	46Eps Ori	1.6940	30000.	106	14578	No
261	GOM_NL__2PRFIN20041213_123046_000000702032_00496_14578_7738.N1	13-DEC-2004 12:30:46	Twi_and_stray	70.000	14	58Alp Ori	0.87000	3000.0	140	14578	No
262	GOM_NL__2PRFIN20041213_123234_000000502032_00496_14578_7739.N1	13-DEC-2004 12:32:34	Twi_and_stray	49.500	13	87Alp Tau	0.86700	3800.0	99	14578	No
263	GOM_NL__2PRFIN20041213_123440_000000392032_00496_14578_7740.N1	13-DEC-2004 12:34:40	Bright	39.000	146	25Eta Tau	2.8730	15200.	78	14578	No
264	GOM_NL__2PRFIN20041213_123651_000000382032_00496_14578_7741.N1	13-DEC-2004 12:36:51	Bright	38.000	150	44Zet Per	2.8900	28000.	76	14578	No
265	GOM_NL__2PRFIN20041213_123910_000000362032_00496_14578_7742.N1	13-DEC-2004 12:39:10	Bright	35.500	149	45Eps Per	2.8880	30000.	71	14578	No
266	GOM_NL__2PRFIN20041213_124120_000000362032_00496_14578_7743.N1	13-DEC-2004 12:41:20	Bright	36.000	175	39Del Per	3.0100	19400.	72	14578	No
267	GOM_NL__2PRFIN20041213_124303_000000372032_00496_14578_7744.N1	13-DEC-2004 12:43:03	Bright	36.500	160	23Gam Per	2.9300	4700.0	73	14578	No
268	GOM_NL__2PRFIN20041213_124607_000000382032_00496_14578_7745.N1	13-DEC-2004 12:46:07	Bright	38.000	110	37Del Cas	2.6780	8900.0	76	14578	No
269	GOM_NL__2PRFIN20041213_125302_000000382032_00496_14578_7746.N1	13-DEC-2004 12:53:02	Bright	38.000	49	1Alp UMi	1.9900	6300.0	76	14578	No
270	GOM_NL__2PRFIN20041213_125746_000000382032_00496_14578_7747.N1	13-DEC-2004 12:57:46	Bright	37.500	60	7Bet UMi	2.0810	3950.0	75	14578	No
271	GOM_NL__2PRFIN20041213_125953_000000512032_00496_14578_7748.N1	13-DEC-2004 12:59:53	Bright	50.500	82	48Bet UMa	2.3650	10600.	101	14578	No
272	GOM_NL__2PRFIN20041213_130229_000000442032_00496_14578_7749.N1	13-DEC-2004 13:02:29	Bright	44.000	32	77Eps UMa	1.7630	11000.	88	14578	No
273	GOM_NL__2PRFIN20041213_130459_000000412032_00496_14578_7750.N1	13-DEC-2004 13:04:59	Bright	40.500	39	85Eta UMa	1.8540	24000.	81	14578	No
274	GOM_NL__2PRFIN20041213_130815_000000372032_00496_14578_7751.N1	13-DEC-2004 13:08:15	Bright	37.000	180	27Gam Boo	3.0400	8000.0	74	14578	No
275	GOM_NL__2PRFIN20041213_131125_000000382032_00496_14578_7752.N1	13-DEC-2004 13:11:25	Bright	37.500	83		2.3780	11000.	75	14578	No
276	GOM_NL__2PRFIN20041213_131441_000000472032_00496_14578_7753.N1	13-DEC-2004 13:14:41	Bright	47.000	111	8Eta Boo	2.6800	6000.0	94	14578	No
277	GOM_NL__2PRFIN20041213_131828_000000542032_00496_14578_7754.N1	13-DEC-2004 13:18:28	Bright	53.500	138	47Eps Vir	2.8280	4700.0	107	14578	No
278	GOM_NL__2PRFIN20041213_132113_000001072032_00496_14578_7755.N1	13-DEC-2004 13:21:13	Twi_and_stray	106.50	62	94Bet Leo	2.1360	9700.0	213	14578	No

279	GOM_NL__2PRFIN20041213_132425_00000542032_00496_14578_7756.N1	13-DEC-2004 13:24:25	Twilight	54.000	15	67Alp Vir	0.97600	28000.	108	14578	No
280	GOM_NL__2PRFIN20041213_132755_00000462032_00496_14578_7757.N1	13-DEC-2004 13:27:55	Twilight	45.500	169	46Gam Hya	2.9910	4700.0	91	14578	No
281	GOM_NL__2PRFIN20041213_132944_00000502032_00496_14578_7758.N1	13-DEC-2004 13:29:44	Twilight	50.000	54	5The Cen	2.0550	4500.0	100	14578	No
282	GOM_NL__2PRFIN20041213_133159_00000402032_00496_14578_7759.N1	13-DEC-2004 13:31:59	Dark	39.500	78	Alp Lup	2.3040	28000.	79	14578	No
283	GOM_NL__2PRFIN20041213_133536_00000502032_00496_14578_7760.N1	13-DEC-2004 13:35:36	Dark	49.500	4	Alp1Cen	-0.010000	5800.0	99	14578	No
284	GOM_NL__2PRFIN20041213_133715_00000412032_00497_14579_7726.N1	13-DEC-2004 13:37:15	Dark	40.500	20	Bet Cru	1.2530	30000.	81	14579	No
285	GOM_NL__2PRFIN20041213_151901_00000502032_00498_14580_7726.N1	13-DEC-2004 15:19:01	Dark	49.500	12	Alp1Cru	0.77500	30000.	99	14580	No
286	GOM_NL__2PRFIN20041213_152439_00000412032_00498_14580_7727.N1	13-DEC-2004 15:24:39	Dark	40.500	29	Bet Car	1.6720	10200.	81	14580	No
287	GOM_NL__2PRFIN20041213_152707_00000542032_00498_14580_7728.N1	13-DEC-2004 15:27:07	Dark	53.500	41	Eps Car	1.8600	4100.0	107	14580	No
288	GOM_NL__2PRFIN20041213_152947_00000492032_00498_14580_7729.N1	13-DEC-2004 15:29:47	Dark	48.500	34	Gam2Vel	1.7930	23000.	97	14580	No
289	GOM_NL__2PRFIN20041213_153204_00000542032_00498_14580_7730.N1	13-DEC-2004 15:32:04	Dark	54.000	2	Alp Car	-0.73600	7000.0	108	14580	No
290	GOM_NL__2PRFIN20041213_153442_00000602032_00498_14580_7731.N1	13-DEC-2004 15:34:42	Dark	59.500	117	Pi Pup	2.7060	3800.0	119	14580	No
291	GOM_NL__2PRFIN20041213_153801_00000622032_00498_14580_7732.N1	13-DEC-2004 15:38:01	Straylight	62.000	23	21Eps CMa	1.5020	26000.	124	14580	No
292	GOM_NL__2PRFIN20041213_153953_00000612032_00498_14580_7733.N1	13-DEC-2004 15:39:53	Straylight	60.500	179	24Omi2CMa	3.0320	24000.	121	14580	No
293	GOM_NL__2PRFIN20041213_154303_00000712032_00498_14580_7734.N1	13-DEC-2004 15:43:03	Straylight	70.500	1	9Alp CMa	-1.4400	11000.	141	14580	No
294	GOM_NL__2PRFIN20041213_154621_00000542032_00498_14580_7735.N1	13-DEC-2004 15:46:21	Straylight	53.500	7	19Bet Ori	0.10000	14000.	107	14580	No
295	GOM_NL__2PRFIN20041213_154840_00000532032_00498_14580_7736.N1	13-DEC-2004 15:48:40	Straylight	53.000	30	46Eps Ori	1.6940	30000.	106	14580	No
296	GOM_NL__2PRFIN20041213_155157_00000692032_00498_14580_7737.N1	13-DEC-2004 15:51:57	Twilight	69.000	14	58Alp Ori	0.87000	3000.0	138	14580	No
297	GOM_NL__2PRFIN20041213_155345_00000542032_00498_14580_7738.N1	13-DEC-2004 15:53:45	Twilight	53.500	13	87Alp Tau	0.86700	3800.0	107	14580	No
298	GOM_NL__2PRFIN20041213_155551_00000382032_00498_14580_7739.N1	13-DEC-2004 15:55:51	Bright	38.000	146	25Eta Tau	2.8730	15200.	76	14580	No
299	GOM_NL__2PRFIN20041213_155802_00000392032_00498_14580_7740.N1	13-DEC-2004 15:58:02	Bright	39.000	150	44Zet Per	2.8900	28000.	78	14580	No
300	GOM_NL__2PRFIN20041213_160022_00000372032_00498_14580_7741.N1	13-DEC-2004 16:00:22	Bright	37.000	149	45Eps Per	2.8880	30000.	74	14580	No
301	GOM_NL__2PRFIN20041213_160232_00000372032_00498_14580_7742.N1	13-DEC-2004 16:02:32	Bright	36.500	175	39Del Per	3.0100	19400.	73	14580	No
302	GOM_NL__2PRFIN20041213_160412_00000412032_00498_14580_7743.N1	13-DEC-2004 16:04:12	Bright	40.500	160	23Gam Per	2.9300	4700.0	81	14580	No
303	GOM_NL__2PRFIN20041213_160719_00000392032_00498_14580_7744.N1	13-DEC-2004 16:07:19	Bright	38.500	110	37Del Cas	2.6780	8900.0	77	14580	No
304	GOM_NL__2PRFIN20041213_161413_00000382032_00498_14580_7745.N1	13-DEC-2004 16:14:13	Bright	38.000	49	1Alp UMi	1.9900	6300.0	76	14580	No
305	GOM_NL__2PRFIN20041213_161857_00000392032_00498_14580_7746.N1	13-DEC-2004 16:18:57	Bright	38.500	60	7Bet UMi	2.0810	3950.0	77	14580	No
306	GOM_NL__2PRFIN20041213_162105_00000522032_00498_14580_7747.N1	13-DEC-2004 16:21:05	Bright	51.500	82	48Bet UMa	2.3650	10600.	103	14580	No
307	GOM_NL__2PRFIN20041213_162341_00000422032_00498_14580_7748.N1	13-DEC-2004 16:23:41	Bright	42.000	32	77Eps UMa	1.7630	11000.	84	14580	No
308	GOM_NL__2PRFIN20041213_162612_00000382032_00498_14580_7749.N1	13-DEC-2004 16:26:12	Bright	38.000	39	85Eta UMa	1.8540	24000.	76	14580	No
309	GOM_NL__2PRFIN20041213_162927_00000382032_00498_14580_7750.N1	13-DEC-2004 16:29:27	Bright	37.500	180	27Gam Boo	3.0400	8000.0	75	14580	No
310	GOM_NL__2PRFIN20041213_163238_00000382032_00498_14580_7751.N1	13-DEC-2004 16:32:38	Bright	37.500	83		2.3780	11000.	75	14580	No
311	GOM_NL__2PRFIN20041213_163554_00000412032_00498_14580_7752.N1	13-DEC-2004 16:35:54	Bright	40.500	111	8Eta Boo	2.6800	6000.0	81	14580	No
312	GOM_NL__2PRFIN20041213_163941_00000712032_00498_14580_7753.N1	13-DEC-2004 16:39:41	Bright	71.000	138	47Eps Vir	2.8280	4700.0	142	14580	No
313	GOM_NL__2PRFIN20041213_164228_00000992032_00498_14580_7754.N1	13-DEC-2004 16:42:28	Twilight	99.000	62	94Bet Leo	2.1360	9700.0	198	14580	No
314	GOM_NL__2PRFIN20041213_164537_00000532032_00498_14580_7755.N1	13-DEC-2004 16:45:37	Twilight	52.500	15	67Alp Vir	0.97600	28000.	105	14580	No
315	GOM_NL__2PRFIN20041213_164908_00000442032_00498_14580_7756.N1	13-DEC-2004 16:49:08	Twilight	44.000	169	46Gam Hya	2.9910	4700.0	88	14580	No
316	GOM_NL__2PRFIN20041213_165056_00000462032_00498_14580_7757.N1	13-DEC-2004 16:50:56	Twilight	46.000	54	5The Cen	2.0550	4500.0	92	14580	No
317	GOM_NL__2PRFIN20041213_165311_00000422032_00498_14580_7758.N1	13-DEC-2004 16:53:11	Dark	42.000	78	Alp Lup	2.3040	28000.	84	14580	No
318	GOM_NL__2PRFIN20041213_165648_00000442032_00498_14580_7759.N1	13-DEC-2004 16:56:48	Dark	43.500	4	Alp1Cen	-0.010000	5800.0	87	14580	No
319	GOM_NL__2PRFIN20041213_165827_00000412032_00499_14581_7726.N1	13-DEC-2004 16:58:27	Dark	41.000	20	Bet Cru	1.2530	30000.	82	14581	No
320	GOM_NL__2PRFIN20041213_165938_00000492032_00499_14581_7727.N1	13-DEC-2004 16:59:38	Dark	49.000	12	Alp1Cru	0.77500	30000.	98	14581	No
321	GOM_NL__2PRFIN20041213_170516_00000392032_00499_14581_7728.N1	13-DEC-2004 17:05:16	Dark	39.000	29	Bet Car	1.6720	10200.	78	14581	No
322	GOM_NL__2PRFIN20041213_170744_00000492032_00499_14581_7729.N1	13-DEC-2004 17:07:44	Dark	49.000	41	Eps Car	1.8600	4100.0	98	14581	No
323	GOM_NL__2PRFIN20041213_171024_00000492032_00499_14581_7730.N1	13-DEC-2004 17:10:24	Dark	48.500	34	Gam2Vel	1.7930	23000.	97	14581	No
324	GOM_NL__2PRFIN20041213_171241_00000552032_00499_14581_7731.N1	13-DEC-2004 17:12:41	Dark	55.000	2	Alp Car	-0.73600	7000.0	110	14581	No
325	GOM_NL__2PRFIN20041213_171520_00000552032_00499_14581_7732.N1	13-DEC-2004 17:15:20	Dark	54.500	117	Pi Pup	2.7060	3800.0	109	14581	No
326	GOM_NL__2PRFIN20041213_171839_00000582032_00499_14581_7733.N1	13-DEC-2004 17:18:39	Straylight	58.000	23	21Eps CMa	1.5020	26000.	116	14581	No
327	GOM_NL__2PRFIN20041213_172030_00000612032_00499_14581_7734.N1	13-DEC-2004 17:20:30	Straylight	60.500	179	24Omi2CMa	3.0320	24000.	121	14581	No
328	GOM_NL__2PRFIN20041213_172339_00000772032_00499_14581_7735.N1	13-DEC-2004 17:23:39	Straylight	77.000	1	9Alp CMa	-1.4400	11000.	154	14581	No
329	GOM_NL__2PRFIN20041213_172657_00000492032_00499_14581_7736.N1	13-DEC-2004 17:26:57	Straylight	49.000	7	19Bet Ori	0.10000	14000.	98	14581	No
330	GOM_NL__2PRFIN20041213_172917_00000522032_00499_14581_7737.N1	13-DEC-2004 17:29:17	Straylight	51.500	30	46Eps Ori	1.6940	30000.	103	14581	No
331	GOM_NL__2PRFIN20041213_173234_00000692032_00499_14581_7738.N1	13-DEC-2004 17:32:34	Twilight	69.000	14	58Alp Ori	0.87000	3000.0	138	14581	No
332	GOM_NL__2PRFIN20041213_173421_00000522032_00499_14581_7739.N1	13-DEC-2004 17:34:21	Twilight	51.500	13	87Alp Tau	0.86700	3800.0	103	14581	No
333	GOM_NL__2PRFIN20041213_173628_00000372032_00499_14581_7740.N1	13-DEC-2004 17:36:28	Bright	37.000	146	25Eta Tau	2.8730	15200.	74	14581	No
334	GOM_NL__2PRFIN20041213_173839_00000372032_00499_14581_7741.N1	13-DEC-2004 17:38:39	Bright	37.000	150	44Zet Per	2.8900	28000.	74	14581	No
335	GOM_NL__2PRFIN20041213_174058_00000362032_00499_14581_7742.N1	13-DEC-2004 17:40:58	Bright	35.500	149	45Eps Per	2.8880	30000.	71	14581	No
336	GOM_NL__2PRFIN20041213_174309_00000362032_00499_14581_7743.N1	13-DEC-2004 17:43:09	Bright	36.000	175	39Del Per	3.0100	19400.	72	14581	No
337	GOM_NL__2PRFIN20041213_174450_00000382032_00499_14581_7744.N1	13-DEC-2004 17:44:50	Bright	38.000	160	23Gam Per	2.9300	4700.0	76	14581	No



338	GOM_NL__2PRFIN20041213_174756_000000382032_00499_14581_7745.N1	13-DEC-2004 17:47:56	Bright	37.500	110	37Del Cas	2.6780	8900.0	75	14581	No
339	GOM_NL__2PRFIN20041213_175450_000000392032_00499_14581_7746.N1	13-DEC-2004 17:54:50	Bright	38.500	49	1Alp UMi	1.9900	6300.0	77	14581	No
340	GOM_NL__2PRFIN20041213_175934_000000392032_00499_14581_7747.N1	13-DEC-2004 17:59:34	Bright	38.500	60	7Bet UMi	2.0810	3950.0	77	14581	No
341	GOM_NL__2PRFIN20041213_180140_000000522032_00499_14581_7748.N1	13-DEC-2004 18:01:40	Bright	52.000	82	48Bet UMa	2.3650	10600.	104	14581	No
342	GOM_NL__2PRFIN20041213_180417_000000442032_00499_14581_7749.N1	13-DEC-2004 18:04:17	Bright	44.000	32	77Eps UMa	1.7630	11000.	88	14581	No
343	GOM_NL__2PRFIN20041213_180647_000000412032_00499_14581_7750.N1	13-DEC-2004 18:06:47	Bright	41.000	39	85Eta UMa	1.8540	24000.	82	14581	No
344	GOM_NL__2PRFIN20041213_181004_000000382032_00499_14581_7751.N1	13-DEC-2004 18:10:04	Bright	37.500	180	27Gam Boo	3.0400	8000.0	75	14581	No
345	GOM_NL__2PRFIN20041213_181314_000000382032_00499_14581_7752.N1	13-DEC-2004 18:13:14	Bright	37.500	83		2.3780	11000.	75	14581	No
346	GOM_NL__2PRFIN20041213_181629_000000582032_00499_14581_7753.N1	13-DEC-2004 18:16:29	Bright	58.000	111	8Eta Boo	2.6800	6000.0	116	14581	No
347	GOM_NL__2PRFIN20041213_182018_000000712032_00499_14581_7754.N1	13-DEC-2004 18:20:18	Bright	71.000	138	47Eps Vir	2.8280	4700.0	142	14581	No
348	GOM_NL__2PRFIN20041213_182306_000001012032_00499_14581_7755.N1	13-DEC-2004 18:23:06	Tw_i_and_stray	100.50	62	94Bet Leo	2.1360	9700.0	201	14581	No
349	GOM_NL__2PRFIN20041213_182615_000000552032_00499_14581_7756.N1	13-DEC-2004 18:26:15	Tw_i_and_stray	54.500	15	67Alp Vir	0.97600	28000.	109	14581	No
350	GOM_NL__2PRFIN20041213_182945_000000442032_00499_14581_7757.N1	13-DEC-2004 18:29:45	Twilight	43.500	169	46Gam Hya	2.9910	4700.0	87	14581	No
351	GOM_NL__2PRFIN20041213_183133_000000472032_00499_14581_7758.N1	13-DEC-2004 18:31:33	Twilight	46.500	54	5The Cen	2.0550	4500.0	93	14581	No
352	GOM_NL__2PRFIN20041213_183348_000000402032_00499_14581_7759.N1	13-DEC-2004 18:33:48	Dark	39.500	78	Alp Lup	2.3040	28000.	79	14581	No
353	GOM_NL__2PRFIN20041213_183725_000000442032_00499_14581_7760.N1	13-DEC-2004 18:37:25	Dark	43.500	4	Alp1Cen	-0.010000	5800.0	87	14581	No
354	GOM_NL__2PRFIN20041213_183904_000000402032_00500_14582_7726.N1	13-DEC-2004 18:39:04	Dark	39.500	20	Bet Cru	1.2530	30000.	79	14582	No
355	GOM_NL__2PRFIN20041213_184015_000000432032_00500_14582_7727.N1	13-DEC-2004 18:40:15	Dark	43.000	12	Alp1Cru	0.77500	30000.	86	14582	No
356	GOM_NL__2PRFIN20041213_184553_000000402032_00500_14582_7728.N1	13-DEC-2004 18:45:53	Dark	39.500	29	Bet Car	1.6720	10200.	79	14582	No
357	GOM_NL__2PRFIN20041213_184821_000000462032_00500_14582_7729.N1	13-DEC-2004 18:48:21	Dark	46.000	41	Eps Car	1.8600	4100.0	92	14582	No
358	GOM_NL__2PRFIN20041213_185101_000000542032_00500_14582_7730.N1	13-DEC-2004 18:51:01	Dark	54.000	34	Gam2Vel	1.7930	23000.	108	14582	No
359	GOM_NL__2PRFIN20041213_185318_000000502032_00500_14582_7731.N1	13-DEC-2004 18:53:18	Dark	50.000	2	Alp Car	-0.73600	7000.0	100	14582	No
360	GOM_NL__2PRFIN20041213_185556_000000552032_00500_14582_7732.N1	13-DEC-2004 18:55:56	Dark	55.000	117	Pi Pup	2.7060	3800.0	110	14582	No
361	GOM_NL__2PRFIN20041213_185916_000000632032_00500_14582_7733.N1	13-DEC-2004 18:59:16	Straylight	62.500	23	21Eps CMa	1.5020	26000.	125	14582	No
362	GOM_NL__2PRFIN20041213_190106_000000592032_00500_14582_7734.N1	13-DEC-2004 19:01:06	Straylight	59.000	179	24Omi2CMa	3.0320	24000.	118	14582	No
363	GOM_NL__2PRFIN20041213_190415_000000772032_00500_14582_7735.N1	13-DEC-2004 19:04:15	Straylight	77.000	1	9Alp CMa	-1.4400	11000.	154	14582	No
364	GOM_NL__2PRFIN20041213_190734_000000542032_00500_14582_7736.N1	13-DEC-2004 19:07:34	Straylight	54.000	7	19Bet Ori	0.10000	14000.	108	14582	No
365	GOM_NL__2PRFIN20041213_190953_000000532032_00500_14582_7737.N1	13-DEC-2004 19:09:53	Straylight	52.500	30	46Eps Ori	1.6940	30000.	105	14582	No
366	GOM_NL__2PRFIN20041213_191310_000000672032_00500_14582_7738.N1	13-DEC-2004 19:13:10	Tw_i_and_stray	66.500	14	58Alp Ori	0.87000	3000.0	133	14582	No
367	GOM_NL__2PRFIN20041213_191457_000000552032_00500_14582_7739.N1	13-DEC-2004 19:14:57	Tw_i_and_stray	55.000	13	87Alp Tau	0.86700	3800.0	110	14582	No
368	GOM_NL__2PRFIN20041213_191704_000000372032_00500_14582_7740.N1	13-DEC-2004 19:17:04	Bright	36.500	146	25Eta Tau	2.8730	15200.	73	14582	No
369	GOM_NL__2PRFIN20041213_191915_000000372032_00500_14582_7741.N1	13-DEC-2004 19:19:15	Bright	37.000	150	44Zet Per	2.8900	28000.	74	14582	No
370	GOM_NL__2PRFIN20041213_192134_000000362032_00500_14582_7742.N1	13-DEC-2004 19:21:34	Bright	36.000	149	45Eps Per	2.8880	30000.	72	14582	No
371	GOM_NL__2PRFIN20041213_192344_000000362032_00500_14582_7743.N1	13-DEC-2004 19:23:44	Bright	35.500	175	39Del Per	3.0100	19400.	71	14582	No
372	GOM_NL__2PRFIN20041213_192527_000000372032_00500_14582_7744.N1	13-DEC-2004 19:25:27	Bright	37.000	160	23Gam Per	2.9300	4700.0	74	14582	No
373	GOM_NL__2PRFIN20041213_192833_000000382032_00500_14582_7745.N1	13-DEC-2004 19:28:33	Bright	38.000	110	37Del Cas	2.6780	8900.0	76	14582	No
374	GOM_NL__2PRFIN20041213_193527_000000382032_00500_14582_7746.N1	13-DEC-2004 19:35:27	Bright	38.000	49	1Alp UMi	1.9900	6300.0	76	14582	No
375	GOM_NL__2PRFIN20041213_194010_000000392032_00500_14582_7747.N1	13-DEC-2004 19:40:10	Bright	38.500	60	7Bet UMi	2.0810	3950.0	77	14582	No
376	GOM_NL__2PRFIN20041213_194214_000000482032_00500_14582_7748.N1	13-DEC-2004 19:42:14	Bright	48.000	82	48Bet UMa	2.3650	10600.	96	14582	No
377	GOM_NL__2PRFIN20041213_194453_000000442032_00500_14582_7749.N1	13-DEC-2004 19:44:53	Bright	43.500	32	77Eps UMa	1.7630	11000.	87	14582	No
378	GOM_NL__2PRFIN20041213_194723_000000392032_00500_14582_7750.N1	13-DEC-2004 19:47:23	Bright	38.500	39	85Eta UMa	1.8540	24000.	77	14582	No
379	GOM_NL__2PRFIN20041213_195040_000000392032_00500_14582_7751.N1	13-DEC-2004 19:50:40	Bright	38.500	180	27Gam Boo	3.0400	8000.0	77	14582	No
380	GOM_NL__2PRFIN20041213_195350_000000382032_00500_14582_7752.N1	13-DEC-2004 19:53:50	Bright	37.500	83		2.3780	11000.	75	14582	No
381	GOM_NL__2PRFIN20041213_195706_000000422032_00500_14582_7753.N1	13-DEC-2004 19:57:06	Bright	41.500	111	8Eta Boo	2.6800	6000.0	83	14582	No
382	GOM_NL__2PRFIN20041213_200054_000000512032_00500_14582_7754.N1	13-DEC-2004 20:00:54	Bright	50.500	138	47Eps Vir	2.8280	4700.0	101	14582	No
383	GOM_NL__2PRFIN20041213_200343_000001002032_00500_14582_7755.N1	13-DEC-2004 20:03:43	Tw_i_and_stray	100.00	62	94Bet Leo	2.1360	9700.0	200	14582	No
384	GOM_NL__2PRFIN20041213_200652_000000562032_00500_14582_7756.N1	13-DEC-2004 20:06:52	Tw_i_and_stray	55.500	15	67Alp Vir	0.97600	28000.	111	14582	No
385	GOM_NL__2PRFIN20041213_201021_000000472032_00500_14582_7757.N1	13-DEC-2004 20:10:21	Twilight	47.000	169	46Gam Hya	2.9910	4700.0	94	14582	No
386	GOM_NL__2PRFIN20041213_201210_000000432032_00500_14582_7758.N1	13-DEC-2004 20:12:10	Twilight	43.000	54	5The Cen	2.0550	4500.0	86	14582	No
387	GOM_NL__2PRFIN20041213_201424_000000392032_00500_14582_7759.N1	13-DEC-2004 20:14:24	Dark	39.000	78	Alp Lup	2.3040	28000.	78	14582	No
388	GOM_NL__2PRFIN20041213_201801_000000472032_00500_14582_7760.N1	13-DEC-2004 20:18:01	Dark	47.000	4	Alp1Cen	-0.010000	5800.0	94	14582	No
389	GOM_NL__2PRFIN20041213_201941_000000402032_00501_14583_7726.N1	13-DEC-2004 20:19:41	Dark	39.500	20	Bet Cru	1.2530	30000.	79	14583	No
390	GOM_NL__2PRFIN20041213_202051_000000442032_00501_14583_7727.N1	13-DEC-2004 20:20:51	Dark	44.000	12	Alp1Cru	0.77500	30000.	88	14583	No
391	GOM_NL__2PRFIN20041213_202629_000000412032_00501_14583_7728.N1	13-DEC-2004 20:26:29	Dark	41.000	29	Bet Car	1.6720	10200.	82	14583	No
392	GOM_NL__2PRFIN20041213_202857_000000462032_00501_14583_7729.N1	13-DEC-2004 20:28:57	Dark	46.000	41	Eps Car	1.8600	4100.0	92	14583	No
393	GOM_NL__2PRFIN20041213_203138_000000502032_00501_14583_7730.N1	13-DEC-2004 20:31:38	Dark	50.000	34	Gam2Vel	1.7930	23000.	100	14583	No
394	GOM_NL__2PRFIN20041213_203354_000000552032_00501_14583_7731.N1	13-DEC-2004 20:33:54	Dark	55.000	2	Alp Car	-0.73600	7000.0	110	14583	No
395	GOM_NL__2PRFIN20041213_203633_000000642032_00501_14583_7732.N1	13-DEC-2004 20:36:33	Dark	63.500	117	Pi Pup	2.7060	3800.0	127	14583	No
396	GOM_NL__2PRFIN20041213_203952_000000612032_00501_14583_7733.N1	13-DEC-2004 20:39:52	Straylight	61.000	23	21Eps CMa	1.5020	26000.	122	14583	No



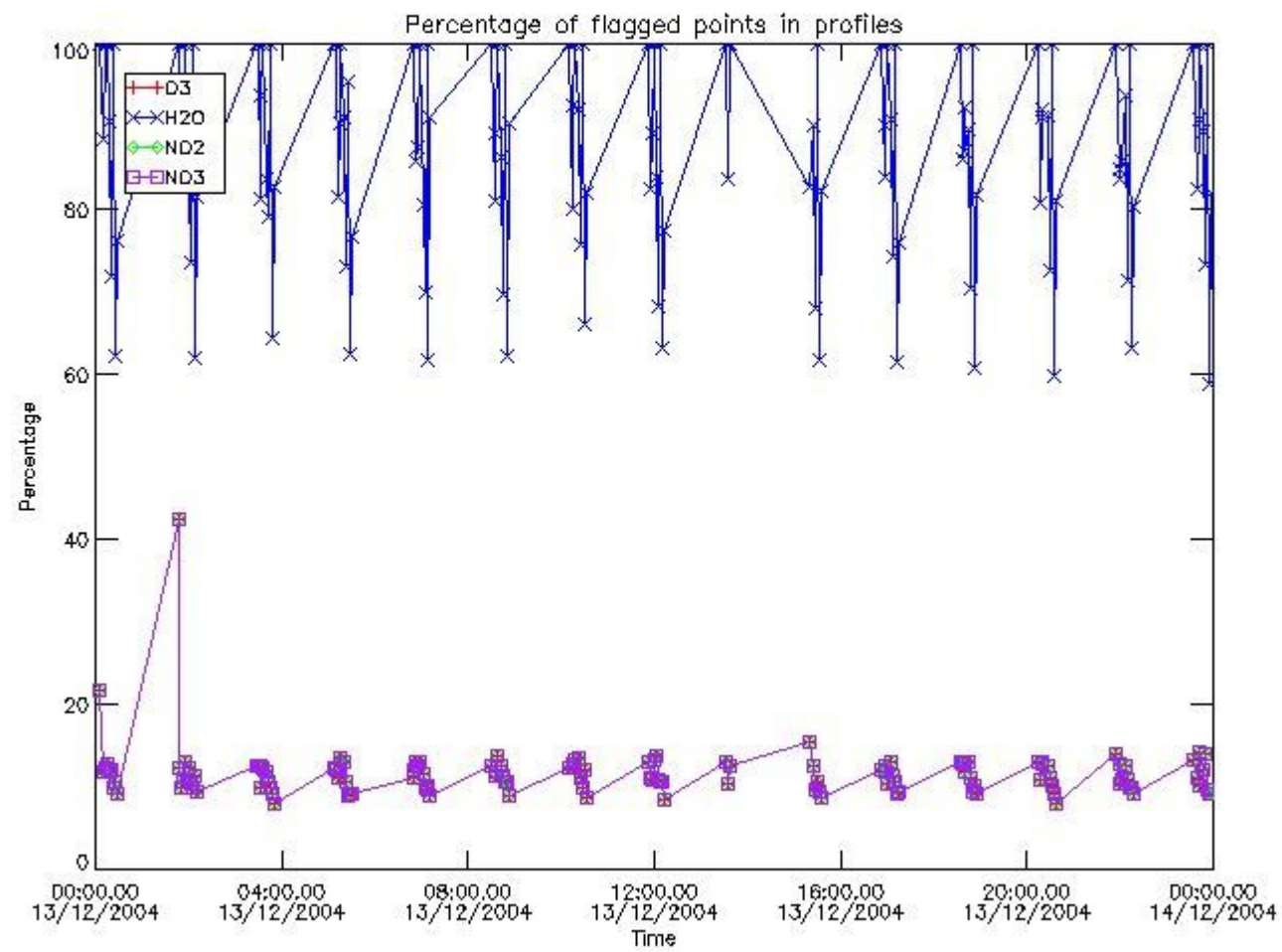
397	GOM_NL__2PRFIN20041213_204142_000000612032_00501_14583_7734.N1	13-DEC-2004 20:41:42	Straylight	60.500	179	24Omi2CMa	3.0320	24000.	121	14583	No
398	GOM_NL__2PRFIN20041213_204450_000000772032_00501_14583_7735.N1	13-DEC-2004 20:44:50	Straylight	77.000	1	9Alp CMa	-1.4400	11000.	154	14583	No
399	GOM_NL__2PRFIN20041213_204809_000000572032_00501_14583_7736.N1	13-DEC-2004 20:48:09	Straylight	57.000	7	19Bet Ori	0.10000	14000.	114	14583	No
400	GOM_NL__2PRFIN20041213_205028_000000522032_00501_14583_7737.N1	13-DEC-2004 20:50:28	Straylight	52.000	30	46Eps Ori	1.6940	30000.	104	14583	No
401	GOM_NL__2PRFIN20041213_205345_000000622032_00501_14583_7738.N1	13-DEC-2004 20:53:45	Tw_i_and_stray	61.500	14	58Alp Ori	0.87000	3000.0	123	14583	No
402	GOM_NL__2PRFIN20041213_205533_000000552032_00501_14583_7739.N1	13-DEC-2004 20:55:33	Tw_i_and_stray	55.000	13	87Alp Tau	0.86700	3800.0	110	14583	No
403	GOM_NL__2PRFIN20041213_205740_000000372032_00501_14583_7740.N1	13-DEC-2004 20:57:40	Bright	36.500	146	25Eta Tau	2.8730	15200.	73	14583	No
404	GOM_NL__2PRFIN20041213_205951_000000362032_00501_14583_7741.N1	13-DEC-2004 20:59:51	Bright	36.000	150	44Zet Per	2.8900	28000.	72	14583	No
405	GOM_NL__2PRFIN20041213_210210_000000362032_00501_14583_7742.N1	13-DEC-2004 21:02:10	Bright	36.000	149	45Eps Per	2.8880	30000.	72	14583	No
406	GOM_NL__2PRFIN20041213_210420_000000372032_00501_14583_7743.N1	13-DEC-2004 21:04:20	Bright	36.500	175	39Del Per	3.0100	19400.	73	14583	No
407	GOM_NL__2PRFIN20041213_210603_000000372032_00501_14583_7744.N1	13-DEC-2004 21:06:03	Bright	36.500	160	23Gam Per	2.9300	4700.0	73	14583	No
408	GOM_NL__2PRFIN20041213_210909_000000382032_00501_14583_7745.N1	13-DEC-2004 21:09:09	Bright	37.500	110	37Del Cas	2.6780	8900.0	75	14583	No
409	GOM_NL__2PRFIN20041213_211602_000000372032_00501_14583_7746.N1	13-DEC-2004 21:16:02	Bright	37.000	49	1Alp UMi	1.9900	6300.0	74	14583	No
410	GOM_NL__2PRFIN20041213_212046_000000382032_00501_14583_7747.N1	13-DEC-2004 21:20:46	Bright	38.000	60	7Bet UMi	2.0810	3950.0	76	14583	No
411	GOM_NL__2PRFIN20041213_212250_000000512032_00501_14583_7748.N1	13-DEC-2004 21:22:50	Bright	50.500	82	48Bet UMa	2.3650	10600.	101	14583	No
412	GOM_NL__2PRFIN20041213_212528_000000442032_00501_14583_7749.N1	13-DEC-2004 21:25:28	Bright	44.000	32	77Eps UMa	1.7630	11000.	88	14583	No
413	GOM_NL__2PRFIN20041213_212759_000000412032_00501_14583_7750.N1	13-DEC-2004 21:27:59	Bright	41.000	39	85Eta UMa	1.8540	24000.	82	14583	No
414	GOM_NL__2PRFIN20041213_213116_000000372032_00501_14583_7751.N1	13-DEC-2004 21:31:16	Bright	37.000	180	27Gam Boo	3.0400	8000.0	74	14583	No
415	GOM_NL__2PRFIN20041213_213426_000000382032_00501_14583_7752.N1	13-DEC-2004 21:34:26	Bright	37.500	83		2.3780	11000.	75	14583	No
416	GOM_NL__2PRFIN20041213_213742_000000422032_00501_14583_7753.N1	13-DEC-2004 21:37:42	Bright	42.000	111	8Eta Boo	2.6800	6000.0	84	14583	No
417	GOM_NL__2PRFIN20041213_214129_000000542032_00501_14583_7754.N1	13-DEC-2004 21:41:29	Bright	54.000	138	47Eps Vir	2.8280	4700.0	108	14583	No
418	GOM_NL__2PRFIN20041213_214421_000001012032_00501_14583_7755.N1	13-DEC-2004 21:44:21	Tw_i_and_stray	100.50	62	94Bet Leo	2.1360	9700.0	201	14583	No
419	GOM_NL__2PRFIN20041213_214728_000000542032_00501_14583_7756.N1	13-DEC-2004 21:47:28	Tw_i_and_stray	53.500	15	67Alp Vir	0.97600	28000.	107	14583	No
420	GOM_NL__2PRFIN20041213_215058_000000462032_00501_14583_7757.N1	13-DEC-2004 21:50:58	Twilight	45.500	169	46Gam Hya	2.9910	4700.0	91	14583	No
421	GOM_NL__2PRFIN20041213_215246_000000462032_00501_14583_7758.N1	13-DEC-2004 21:52:46	Twilight	46.000	54	5The Cen	2.0550	4500.0	92	14583	No
422	GOM_NL__2PRFIN20041213_215500_000000402032_00501_14583_7759.N1	13-DEC-2004 21:55:00	Dark	40.000	78	Alp Lup	2.3040	28000.	80	14583	No
423	GOM_NL__2PRFIN20041213_215837_000000492032_00501_14583_7760.N1	13-DEC-2004 21:58:37	Dark	49.000	4	Alp1Cen	-0.010000	5800.0	98	14583	No
424	GOM_NL__2PRFIN20041213_220017_000000402033_00001_14584_8539.N1	13-DEC-2004 22:00:17	Dark	40.000	20	Bet Cru	1.2530	30000.	80	14584	No
425	GOM_NL__2PRFIN20041213_220126_000000472033_00001_14584_8540.N1	13-DEC-2004 22:01:26	Dark	46.500	12	Alp1Cru	0.77500	30000.	93	14584	No
426	GOM_NL__2PRFIN20041213_220704_000000412033_00001_14584_8541.N1	13-DEC-2004 22:07:04	Dark	41.000	29	Bet Car	1.6720	10200.	82	14584	No
427	GOM_NL__2PRFIN20041213_220930_000000482033_00001_14584_8542.N1	13-DEC-2004 22:09:30	Dark	47.500	41	Eps Car	1.8600	4100.0	95	14584	No
428	GOM_NL__2PRFIN20041213_221213_000000522033_00001_14584_8543.N1	13-DEC-2004 22:12:13	Dark	52.000	34	Gam2Vel	1.7930	23000.	104	14584	No
429	GOM_NL__2PRFIN20041213_221430_000000522033_00001_14584_8544.N1	13-DEC-2004 22:14:30	Dark	52.000	2	Alp Car	-0.73600	7000.0	104	14584	No
430	GOM_NL__2PRFIN20041213_221709_000000562033_00001_14584_8545.N1	13-DEC-2004 22:17:09	Dark	56.000	117	Pi Pup	2.7060	3800.0	112	14584	No
431	GOM_NL__2PRFIN20041213_222026_000000602033_00001_14584_8546.N1	13-DEC-2004 22:20:26	Straylight	60.000	23	21Eps CMa	1.5020	26000.	120	14584	No
432	GOM_NL__2PRFIN20041213_222219_000000592033_00001_14584_8547.N1	13-DEC-2004 22:22:19	Straylight	59.000	179	24Omi2CMa	3.0320	24000.	118	14584	No
433	GOM_NL__2PRFIN20041213_222527_000000722033_00001_14584_8548.N1	13-DEC-2004 22:25:27	Straylight	72.000	1	9Alp CMa	-1.4400	11000.	144	14584	No
434	GOM_NL__2PRFIN20041213_222844_000000532033_00001_14584_8549.N1	13-DEC-2004 22:28:44	Straylight	53.000	7	19Bet Ori	0.10000	14000.	106	14584	No
435	GOM_NL__2PRFIN20041213_223102_000000552033_00001_14584_8550.N1	13-DEC-2004 22:31:02	Straylight	54.500	30	46Eps Ori	1.6940	30000.	109	14584	No
436	GOM_NL__2PRFIN20041213_223419_000000692033_00001_14584_8551.N1	13-DEC-2004 22:34:19	Tw_i_and_stray	69.000	14	58Alp Ori	0.87000	3000.0	138	14584	No
437	GOM_NL__2PRFIN20041213_223608_000000492033_00001_14584_8552.N1	13-DEC-2004 22:36:08	Tw_i_and_stray	49.000	13	87Alp Tau	0.86700	3800.0	98	14584	No
438	GOM_NL__2PRFIN20041213_223816_000000382033_00001_14584_8553.N1	13-DEC-2004 22:38:16	Bright	38.000	146	25Eta Tau	2.8730	15200.	76	14584	No
439	GOM_NL__2PRFIN20041213_224026_000000382033_00001_14584_8554.N1	13-DEC-2004 22:40:26	Bright	38.000	150	44Zet Per	2.8900	28000.	76	14584	No
440	GOM_NL__2PRFIN20041213_224245_000000372033_00001_14584_8555.N1	13-DEC-2004 22:42:45	Bright	36.500	149	45Eps Per	2.8880	30000.	73	14584	No
441	GOM_NL__2PRFIN20041213_224456_000000362033_00001_14584_8556.N1	13-DEC-2004 22:44:56	Bright	36.000	175	39Del Per	3.0100	19400.	72	14584	No
442	GOM_NL__2PRFIN20041213_224638_000000372033_00001_14584_8557.N1	13-DEC-2004 22:46:38	Bright	37.000	160	23Gam Per	2.9300	4700.0	74	14584	No
443	GOM_NL__2PRFIN20041213_224945_000000382033_00001_14584_8558.N1	13-DEC-2004 22:49:45	Bright	38.000	110	37Del Cas	2.6780	8900.0	76	14584	No
444	GOM_NL__2PRFIN20041213_225638_000000382033_00001_14584_8559.N1	13-DEC-2004 22:56:38	Bright	37.500	49	1Alp UMi	1.9900	6300.0	75	14584	No
445	GOM_NL__2PRFIN20041213_230121_000000402033_00001_14584_8560.N1	13-DEC-2004 23:01:21	Bright	40.000	60	7Bet UMi	2.0810	3950.0	80	14584	No
446	GOM_NL__2PRFIN20041213_230326_000000512033_00001_14584_8561.N1	13-DEC-2004 23:03:26	Bright	51.000	82	48Bet UMa	2.3650	10600.	102	14584	No
447	GOM_NL__2PRFIN20041213_230604_000000432033_00001_14584_8562.N1	13-DEC-2004 23:06:04	Bright	43.000	32	77Eps UMa	1.7630	11000.	86	14584	No
448	GOM_NL__2PRFIN20041213_230835_000000422033_00001_14584_8563.N1	13-DEC-2004 23:08:35	Bright	42.000	39	85Eta UMa	1.8540	24000.	84	14584	No
449	GOM_NL__2PRFIN20041213_231152_000000382033_00001_14584_8564.N1	13-DEC-2004 23:11:52	Bright	38.000	180	27Gam Boo	3.0400	8000.0	76	14584	No
450	GOM_NL__2PRFIN20041213_231501_000000392033_00001_14584_8565.N1	13-DEC-2004 23:15:01	Bright	38.500	83		2.3780	11000.	77	14584	No
451	GOM_NL__2PRFIN20041213_231818_000000412033_00001_14584_8566.N1	13-DEC-2004 23:18:18	Bright	40.500	111	8Eta Boo	2.6800	6000.0	81	14584	No
452	GOM_NL__2PRFIN20041213_232208_000000512033_00001_14584_8567.N1	13-DEC-2004 23:22:08	Bright	51.000	138	47Eps Vir	2.8280	4700.0	102	14584	No
453	GOM_NL__2PRFIN20041213_232458_000000992033_00001_14584_8568.N1	13-DEC-2004 23:24:58	Tw_i_and_stray	99.000	62	94Bet Leo	2.1360	9700.0	198	14584	No
454	GOM_NL__2PRFIN20041213_232804_000000532033_00001_14584_8569.N1	13-DEC-2004 23:28:04	Tw_i_and_stray	53.000	15	67Alp Vir	0.97600	28000.	106	14584	No
455	GOM_NL__2PRFIN20041213_233133_000000482033_00001_14584_8570.N1	13-DEC-2004 23:31:33	Twilight	47.500	169	46Gam Hya	2.9910	4700.0	95	14584	No

456	GOM_NL__2PRFIN20041213_233322_000000452033_00001_14584_8571.N1	13-DEC-2004 23:33:22	Twilight	45.000	54	5The Cen	2.0550	4500.0	90	14584	No
457	GOM_NL__2PRFIN20041213_233535_000000422033_00001_14584_8572.N1	13-DEC-2004 23:35:35	Dark	42.000	78	Alp Lup	2.3040	28000.	84	14584	No
458	GOM_NL__2PRFIN20041213_233912_000000462033_00001_14584_8573.N1	13-DEC-2004 23:39:12	Dark	46.000	4	Alp1Cen	-0.010000	5800.0	92	14584	No
459	GOM_NL__2PRFIN20041213_234052_000000502033_00002_14585_8540.N1	13-DEC-2004 23:40:52	Dark	50.000	20	Bet Cru	1.2530	30000.	100	14585	No
460	GOM_NL__2PRFIN20041213_234256_000000402033_00002_14585_8541.N1	13-DEC-2004 23:42:56	Dark	39.500	112	Alp Mus	2.6880	26000.	79	14585	No
461	GOM_NL__2PRFIN20041213_234738_000000432033_00002_14585_8542.N1	13-DEC-2004 23:47:38	Dark	42.500	29	Bet Car	1.6720	10200.	85	14585	No
462	GOM_NL__2PRFIN20041213_235009_000000442033_00002_14585_8543.N1	13-DEC-2004 23:50:09	Dark	43.500	41	Eps Car	1.8600	4100.0	87	14585	No
463	GOM_NL__2PRFIN20041213_235248_000000532033_00002_14585_8544.N1	13-DEC-2004 23:52:48	Dark	53.000	34	Gam2Vel	1.7930	23000.	106	14585	No
464	GOM_NL__2PRFIN20041213_235506_000000552033_00002_14585_8545.N1	13-DEC-2004 23:55:06	Dark	55.000	2	Alp Car	-0.73600	7000.0	110	14585	No
465	GOM_NL__2PRFIN20041213_235746_000000562033_00002_14585_8546.N1	13-DEC-2004 23:57:46	Dark	56.000	117	Pi Pup	2.7060	3800.0	112	14585	No

### 3. Quality information per product

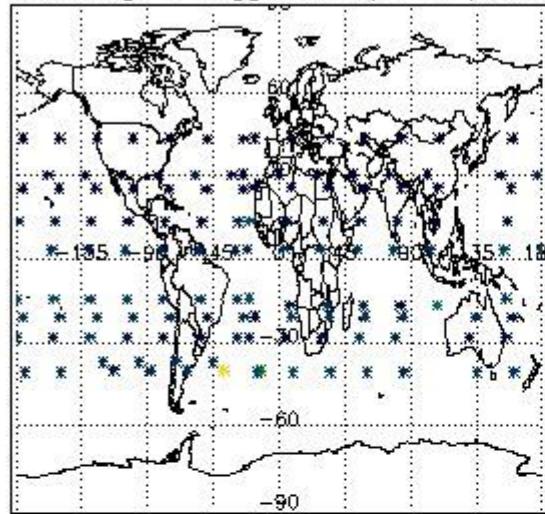
In this section it is plotted some information contained in the Quality Summary data set of the level 2 products. Only products in dark limb conditions and without errors (error flag in the MPH set to "0") are used.

#### 3.1 Plot quality information per product (time dependant)

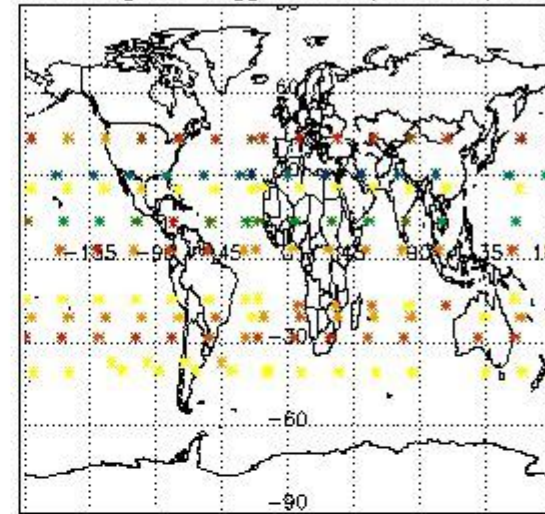


#### 3.2 Plot quality information per product (world map)

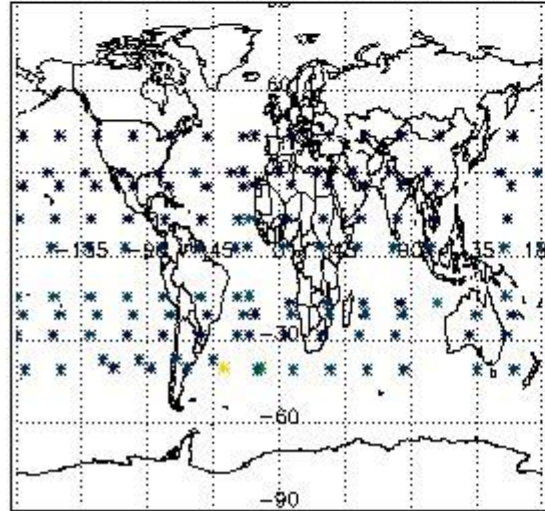
Percentage of flagged data per O3 profile



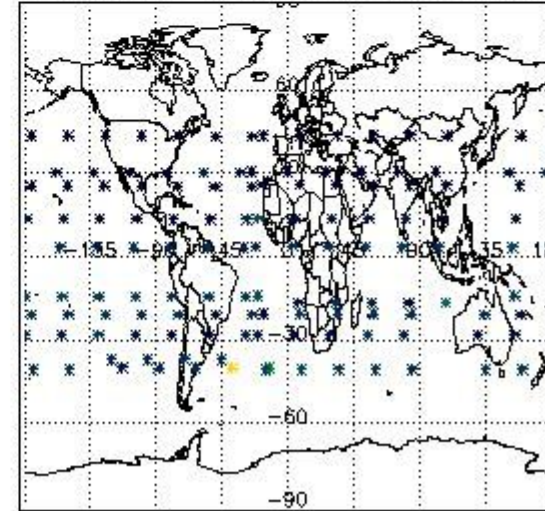
Percentage of flagged data per H2O profile



Percentage of flagged data per NO2 profile



Percentage of flagged data per NO3 profile



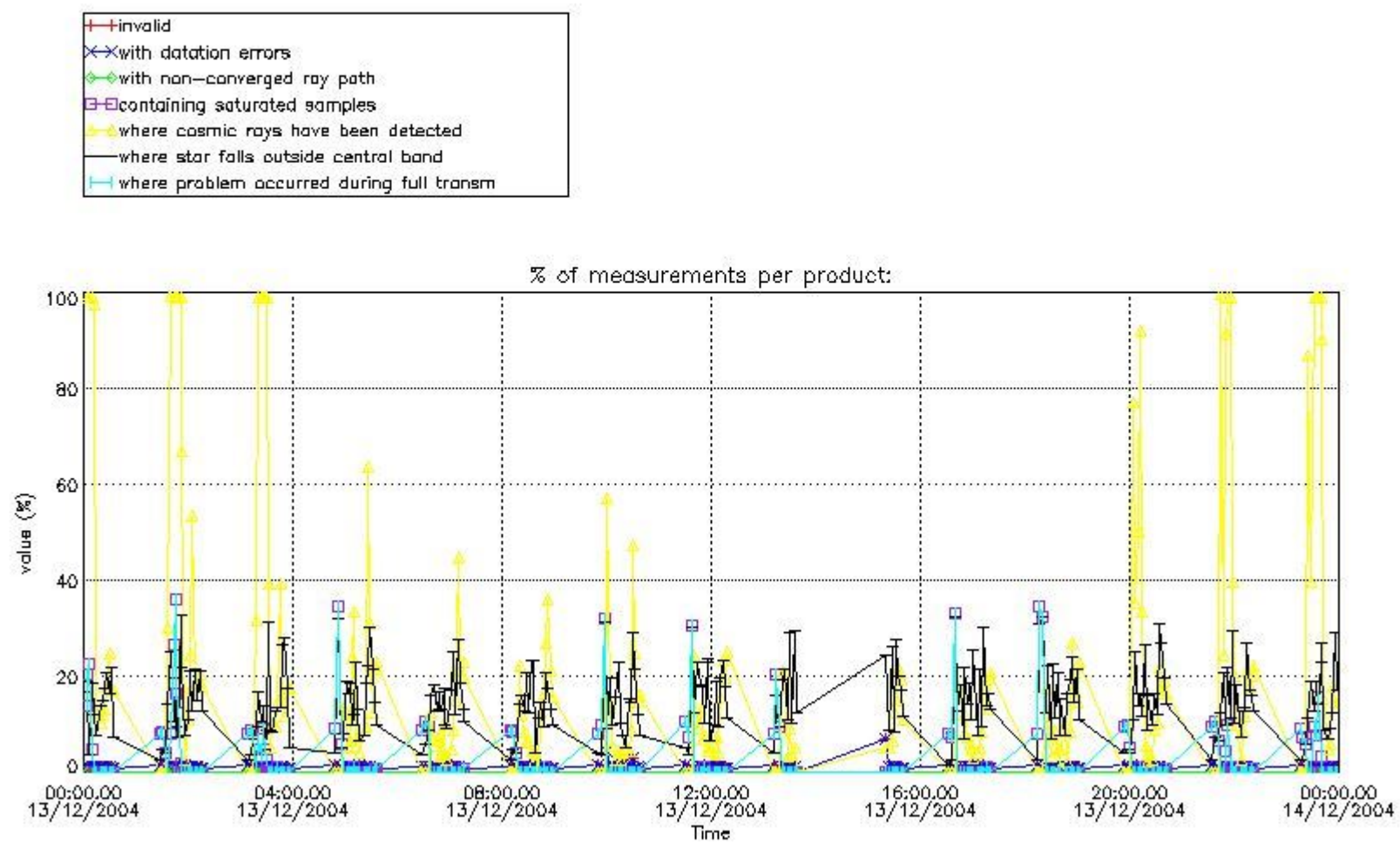
#### 4. Level 1 quality information per product

In this section it is plotted some information contained in the Quality Summary data set of the level 2 products that comes from the level 1b processing. Products without errors (error flag in the MPH set to "0") are used.

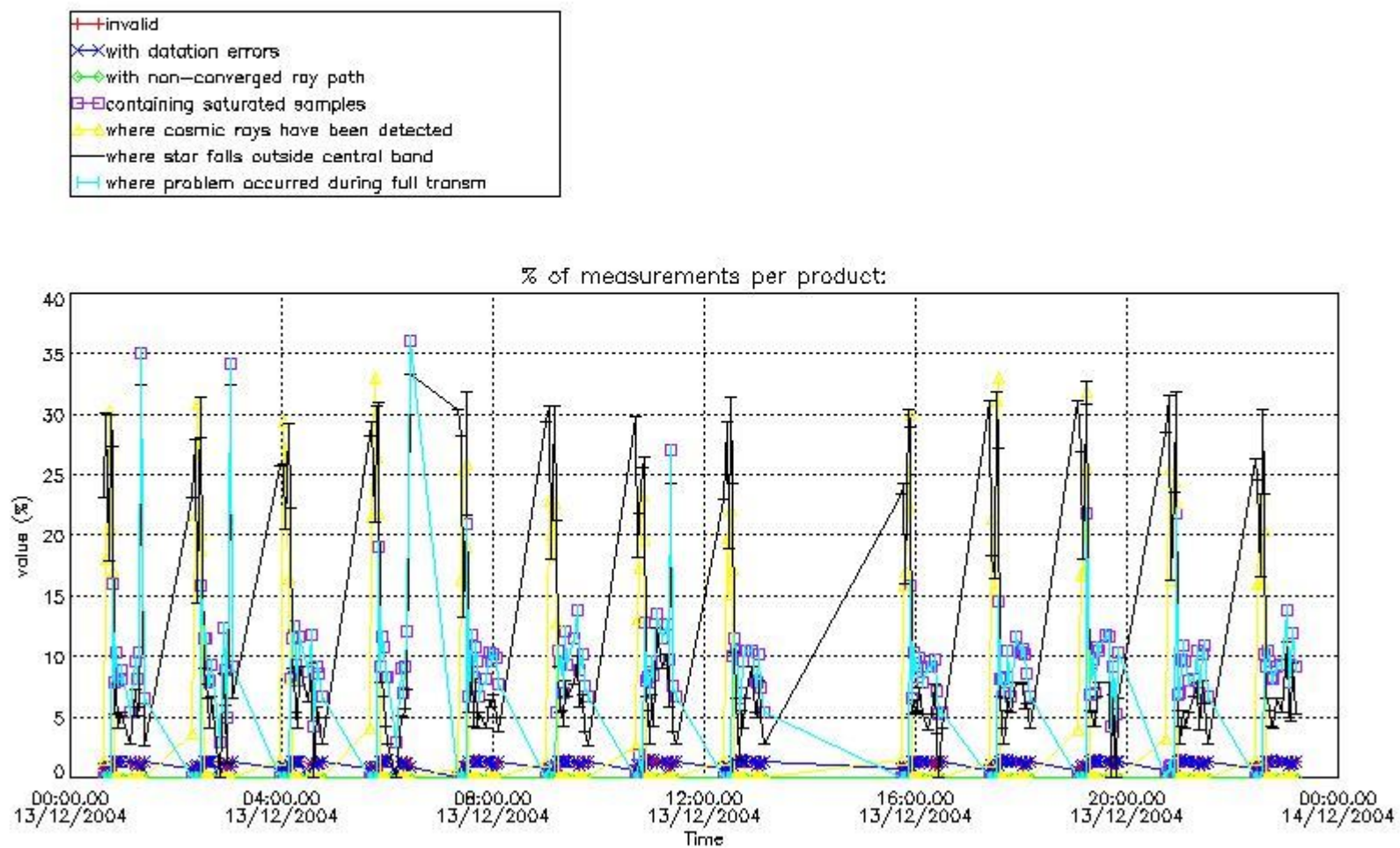
##### 4.1 Plot quality information per product (time dependant) coming from level 1b processing

###### 4.1.1 Plot level 1 quality information per product (time dependant): ENVISAT ASCENDING passes





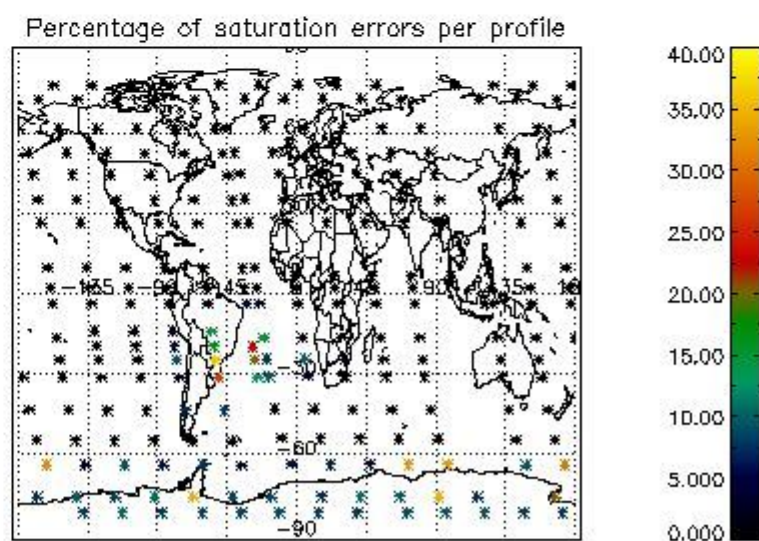
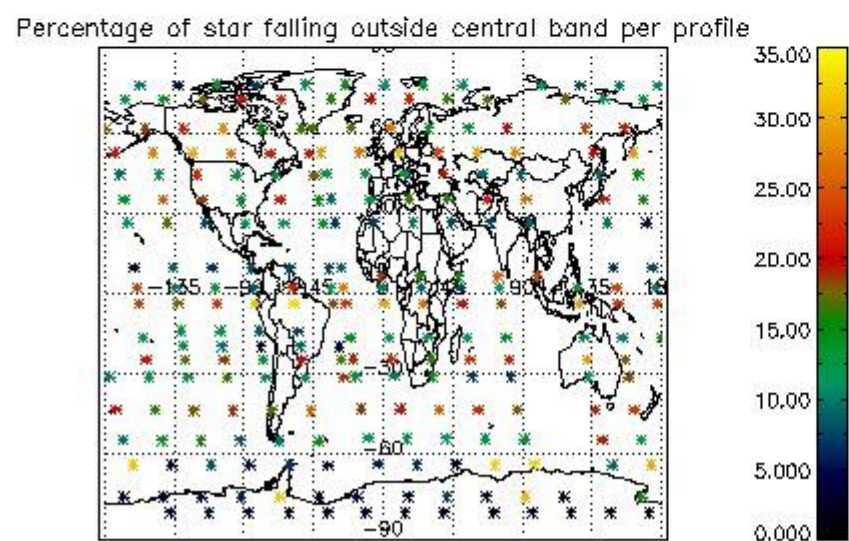
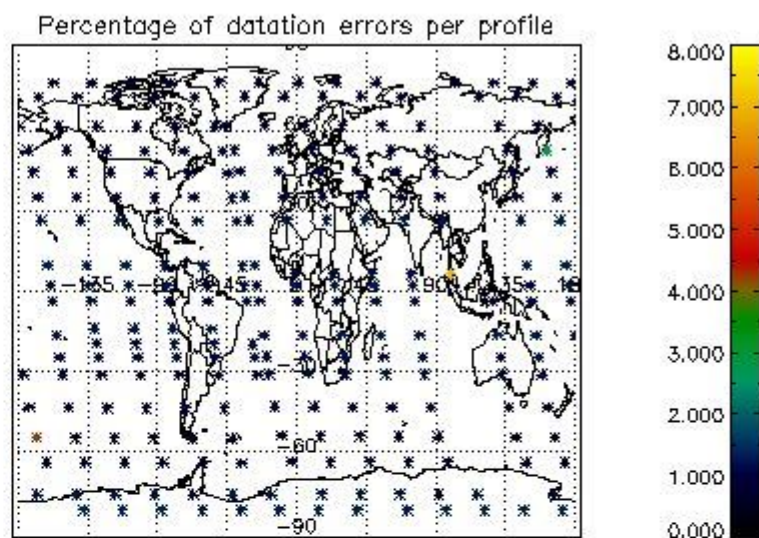
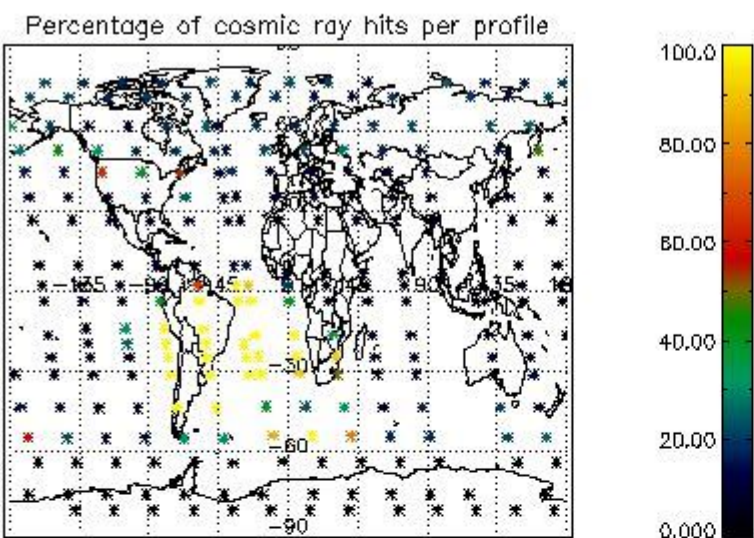
4.1.2 Plot level 1 quality information per product (time dependant): ENVI SAT DESCENDING passes



4.2 Plot quality information per product coming from level 1b processing (world map)

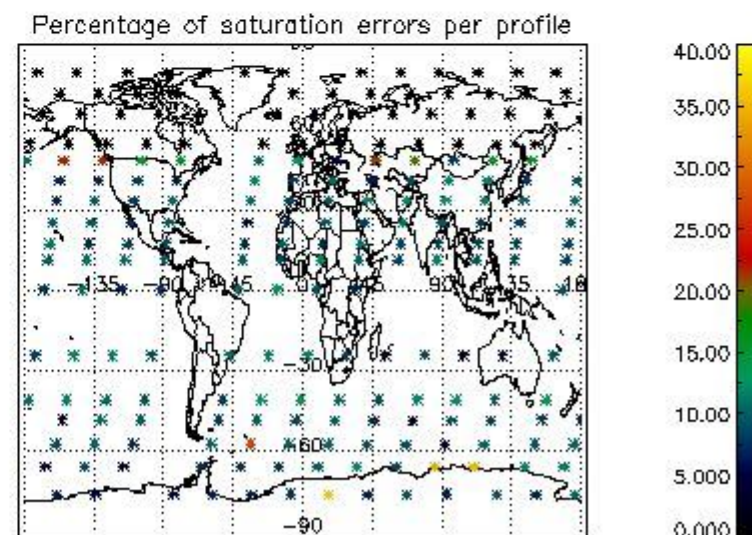
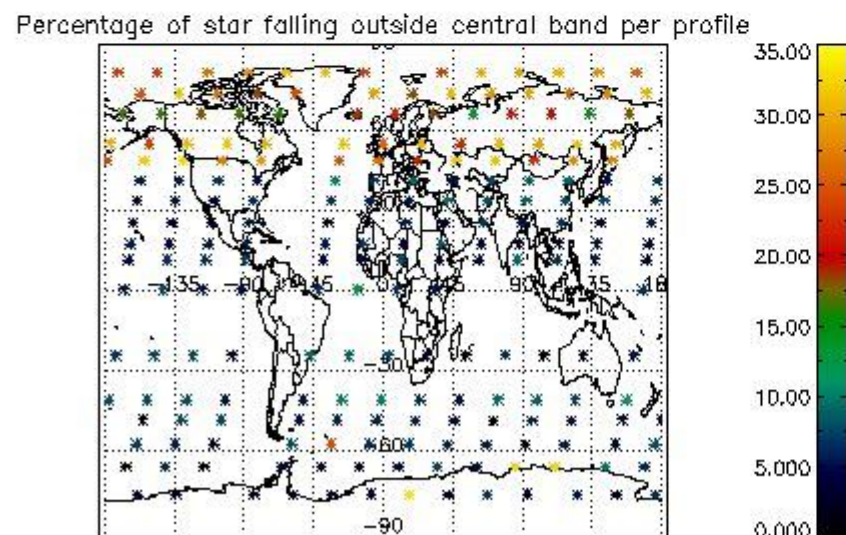
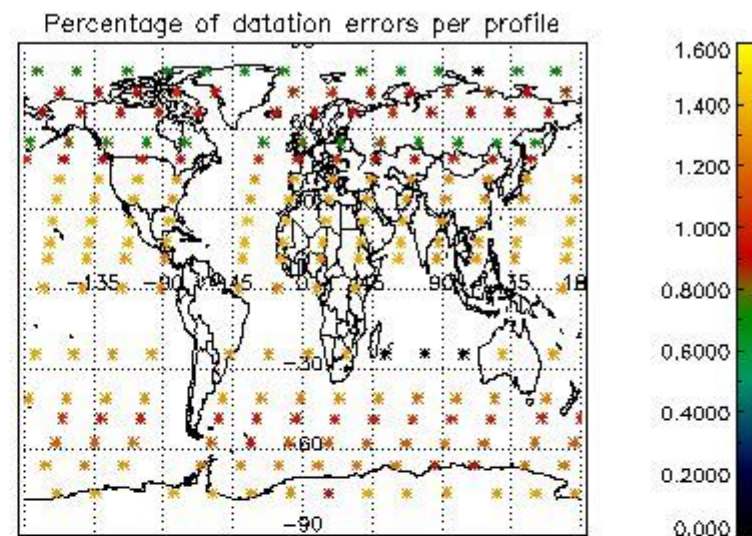
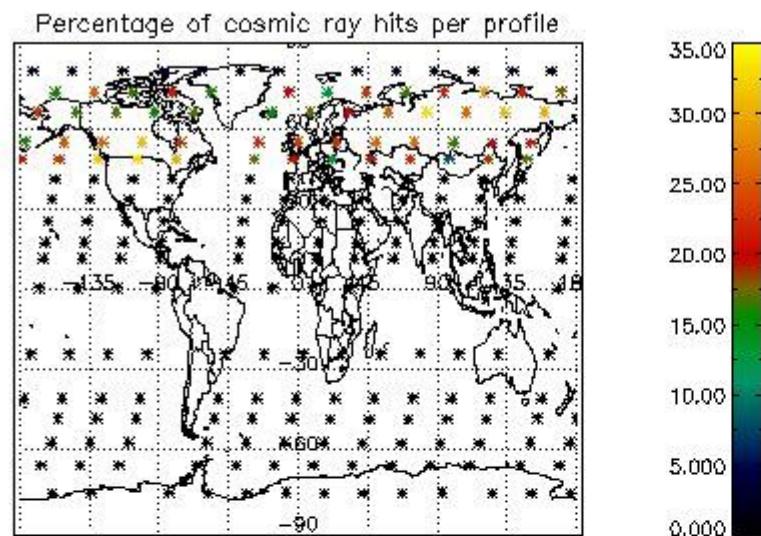
4.2.1 Plot level 1 quality information per product (world map): ENVISAT ASCENDING passes





4.2.2 Plot level 1 quality information per product (world map): ENVISAT DESCENDING passes





## 5. Trace gas profiles

### 5.1 Ozone statistics based on quality of products

The final quality of the products can be "measured" using the STD (Standard Deviation) attached to every point profile. This information is written to the parameter GOM\_NL\_\_2P/NL\_LOCAL\_SPECIES\_DENSITY/o3\_std of the level 2 products. The table below shows the statistics for given STD ranges.

The statistics are given with respect to the overall valid production:

- Products without fatal errors: GOM\_NL\_\_2P/MPH/PRODUCT\_ERR=0
- Valid point profile: GOM\_NL\_\_2P/NL\_LOCAL\_SPECIES\_DENSITY/pcd(0)=0

The 'Criteria' is applied to valid points of dark limb products:

- Products in dark limb illumination condition: GOM\_NL\_\_2P/NL\_SUMMARY\_QUALITY/obs\_ill\_cond=0
- Products without fatal errors: GOM\_NL\_\_2P/MPH/PRODUCT\_ERR=0
- Valid point profile: GOM\_NL\_\_2P/NL\_LOCAL\_SPECIES\_DENSITY/pcd(0)=0

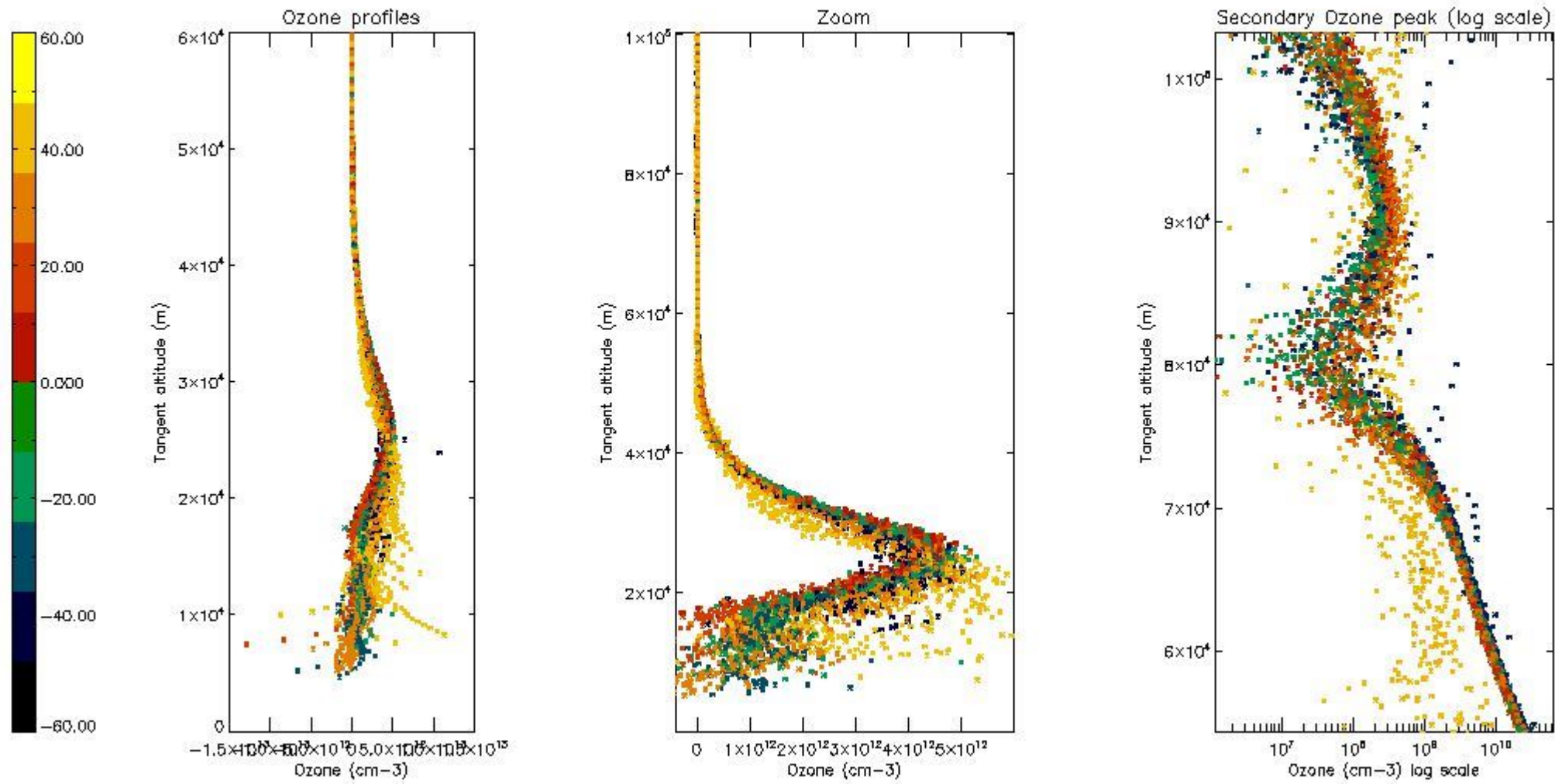
So, the table below shows the percentage of dark limb and valid observations for each criteria with respect to the overall valid daily observations.

Criteria	% of total production
All STD	27
STD < 20	16

STD < 10	13
STD < 5	10

5.2 Plot ozone profiles for all STD (dark without errors)

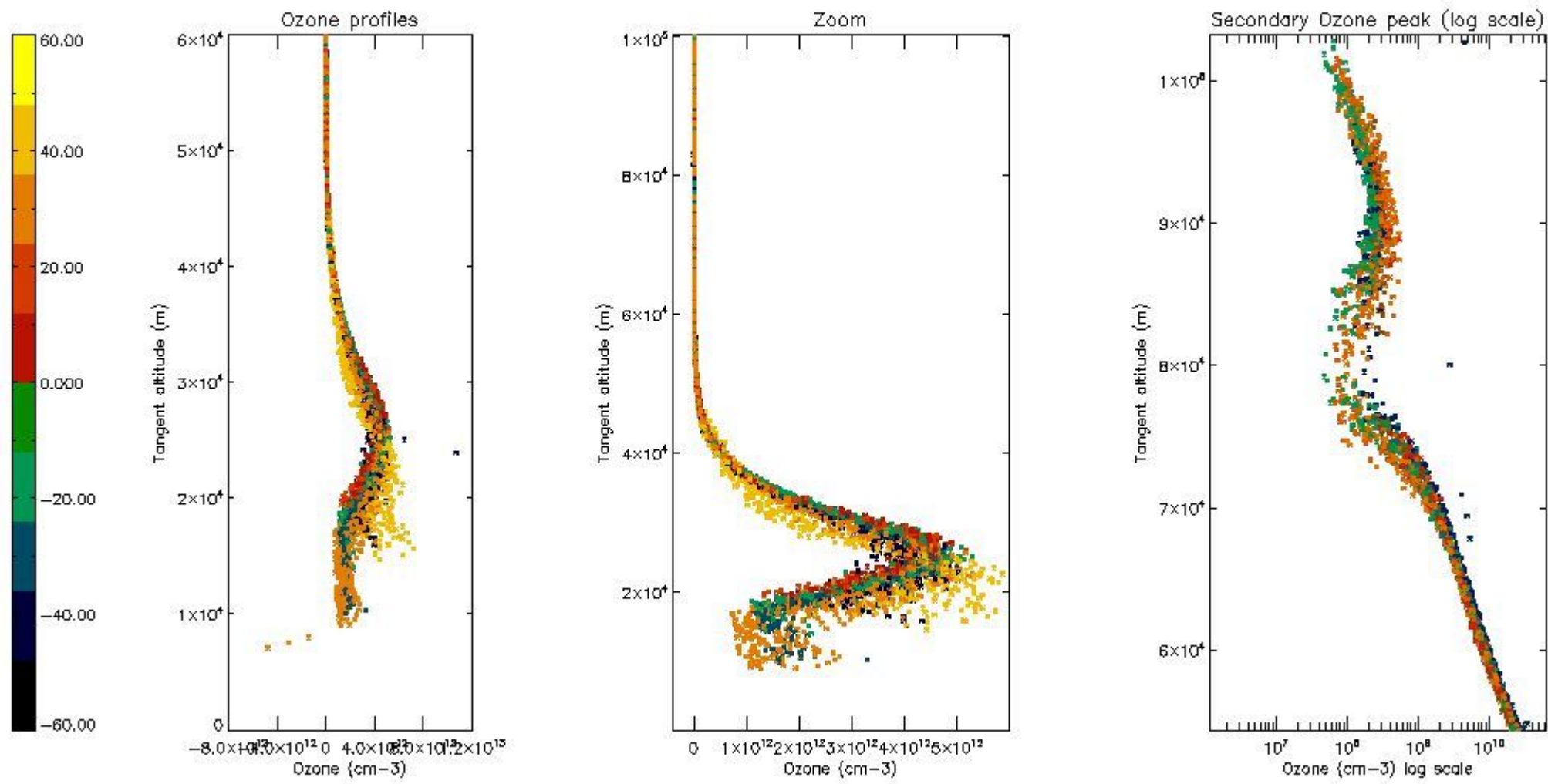
The colorbar represents the latitude.



5.3 Plot ozone profiles where STD < 20% (dark without errors)

The colorbar represents the latitude.

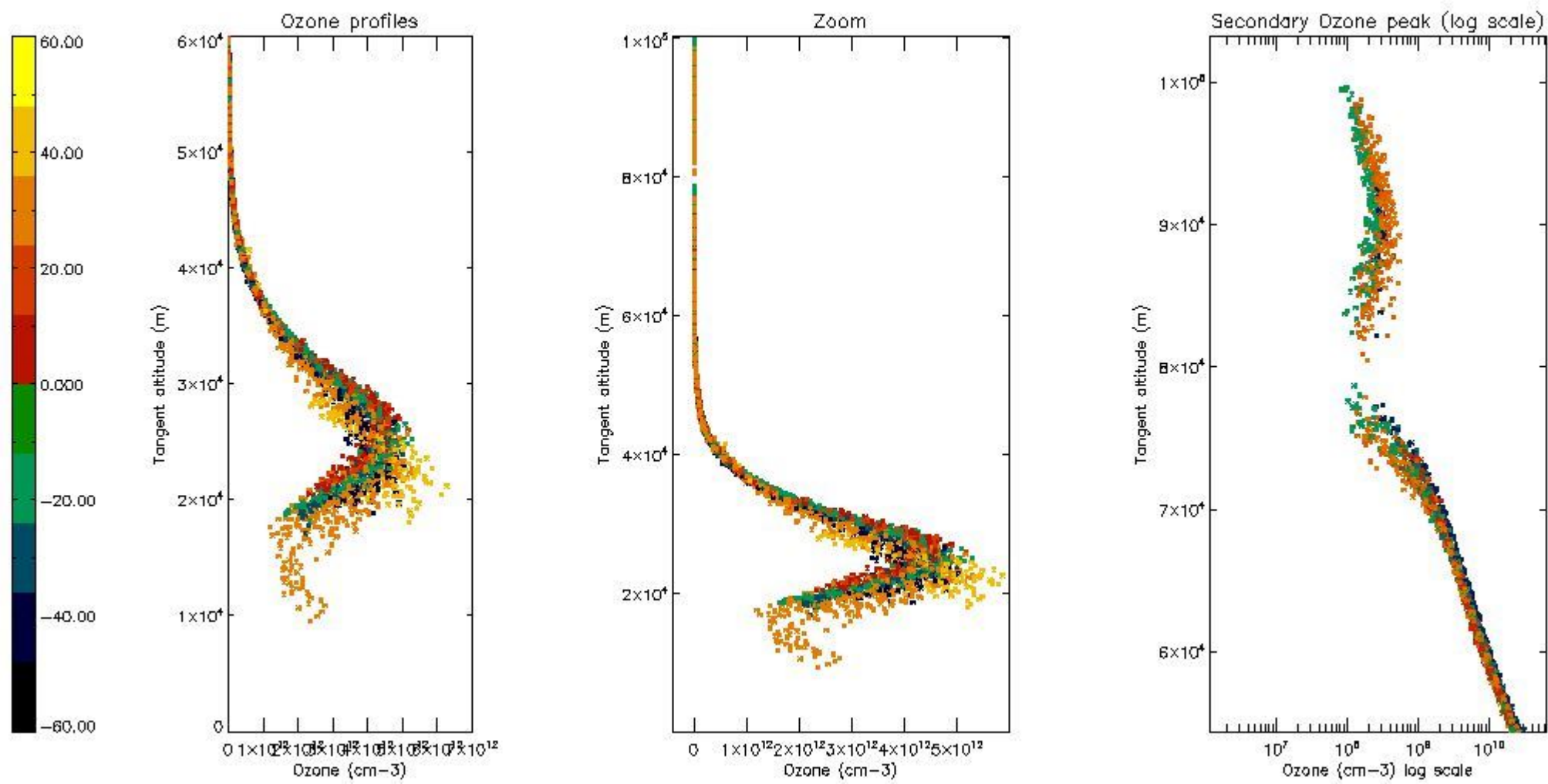




*5.4 Plot ozone profiles where STD < 10% (dark without errors)*

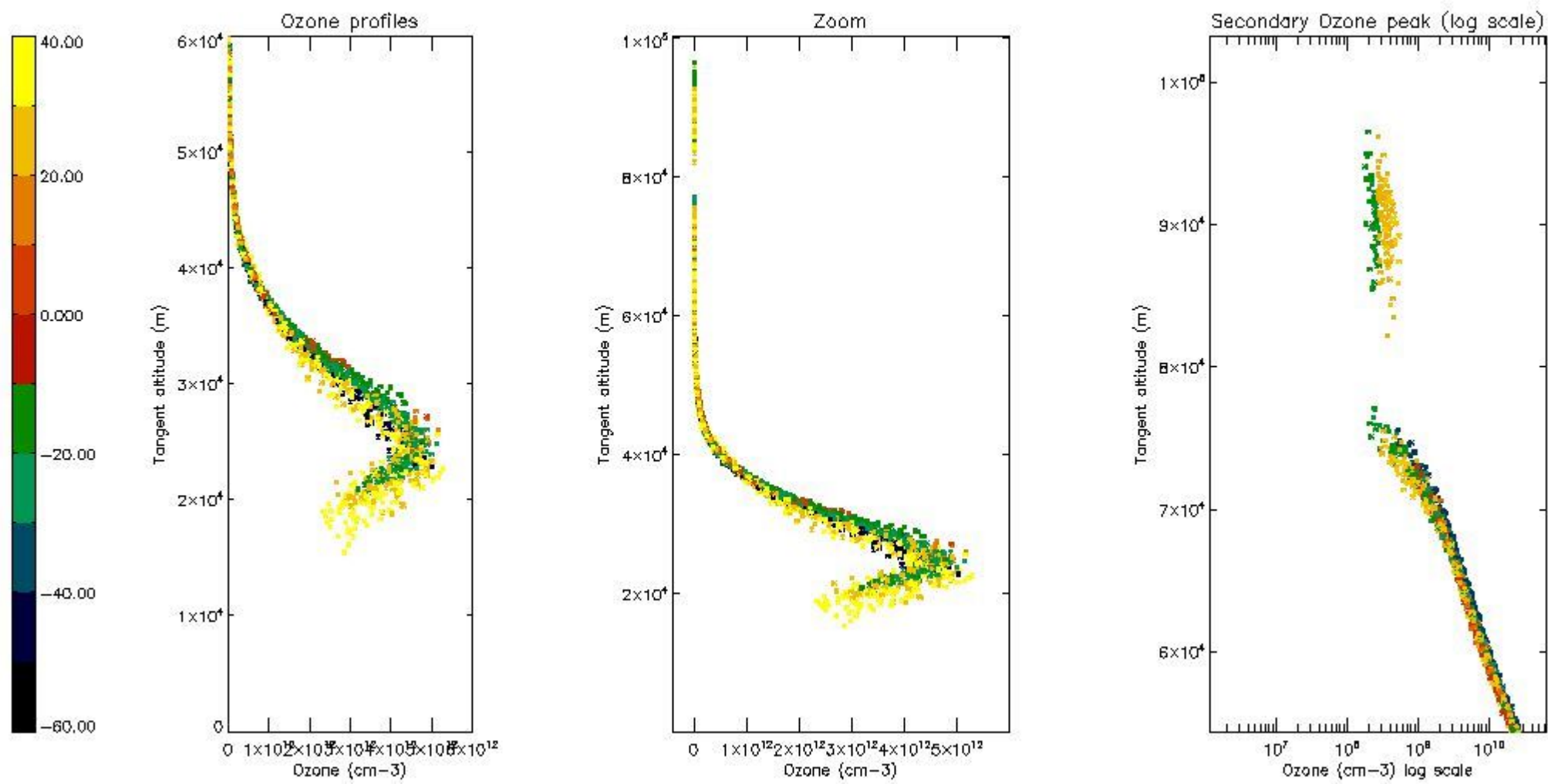
The colorbar represents the latitude.





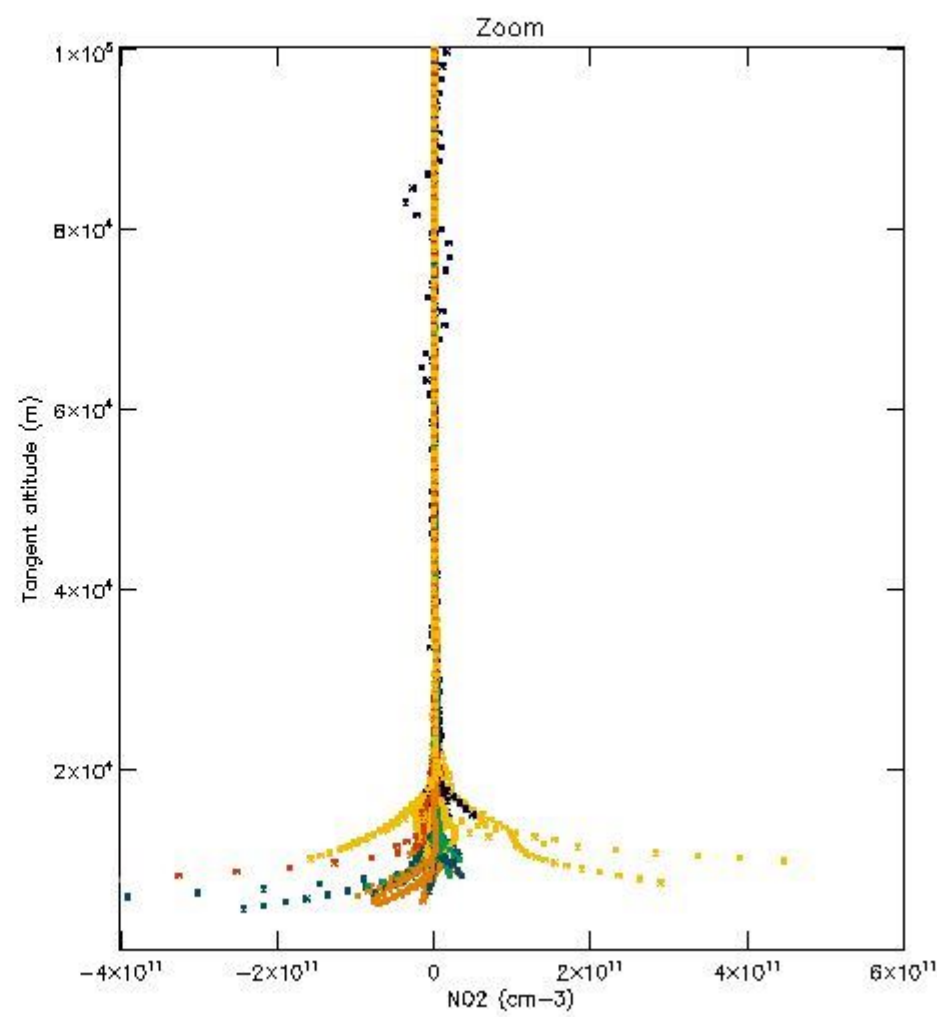
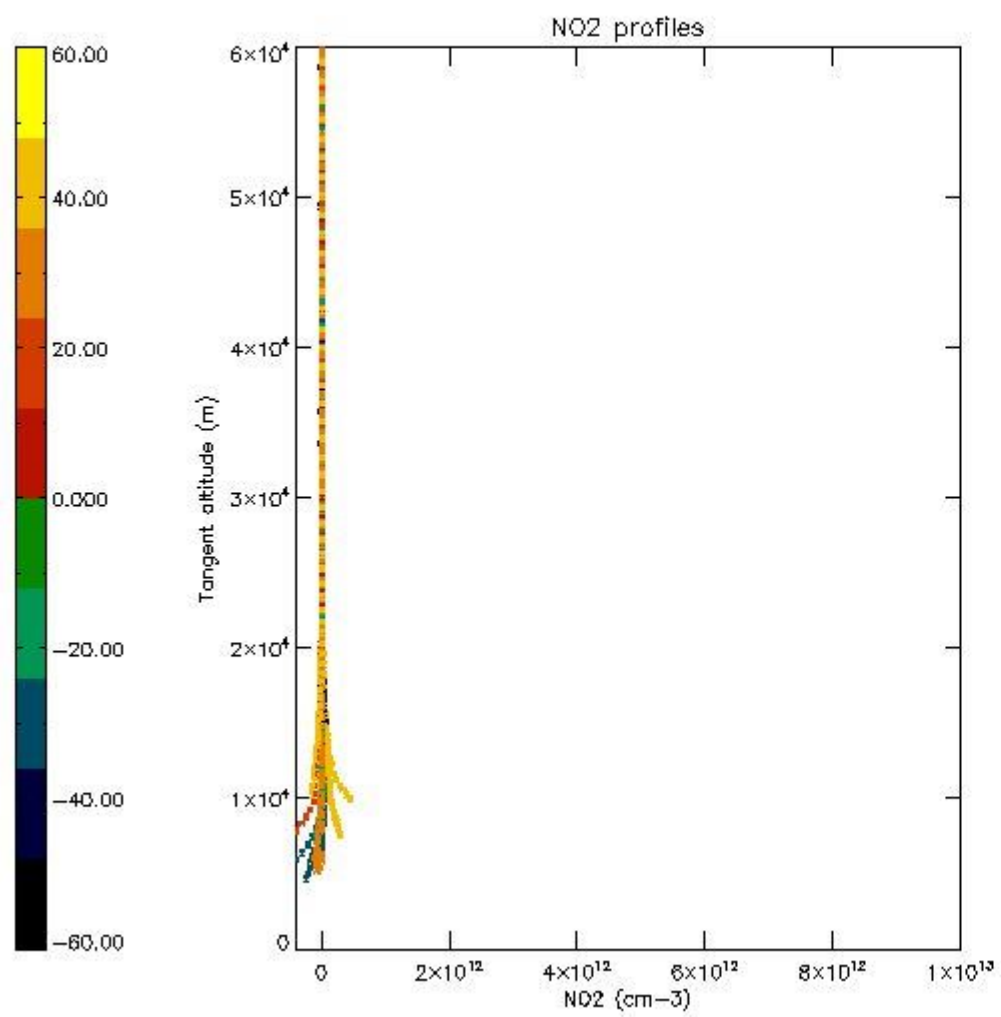
*5.5 Plot ozone profiles where STD < 5% (dark without errors)*

The colorbar represents the latitude.



*5.6 Plot NO<sub>2</sub> profiles for all STD (dark without errors)*

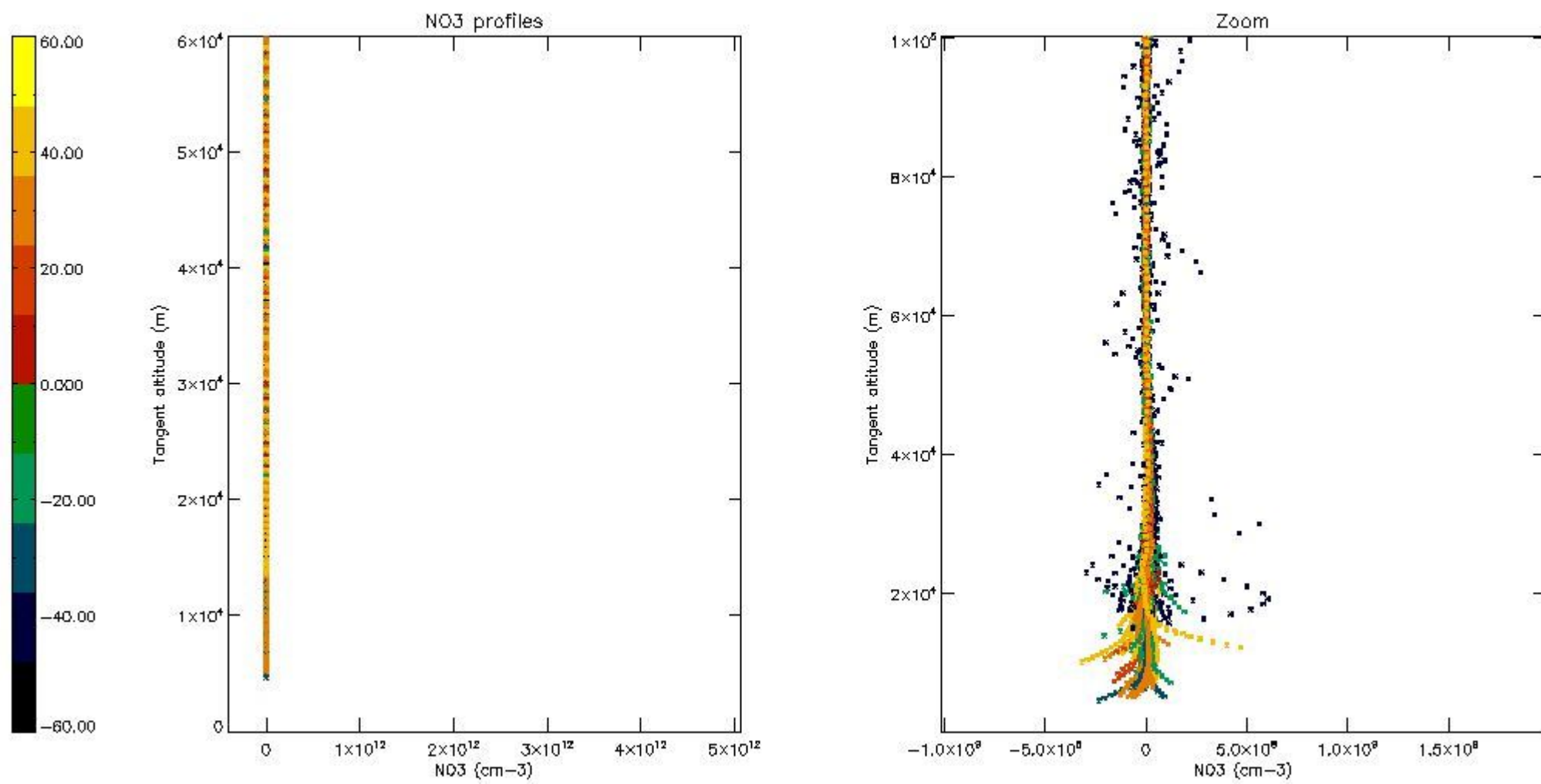
The colorbar represents the latitude.



*5.7 Plot NO3 profiles for all STD (dark without errors)*

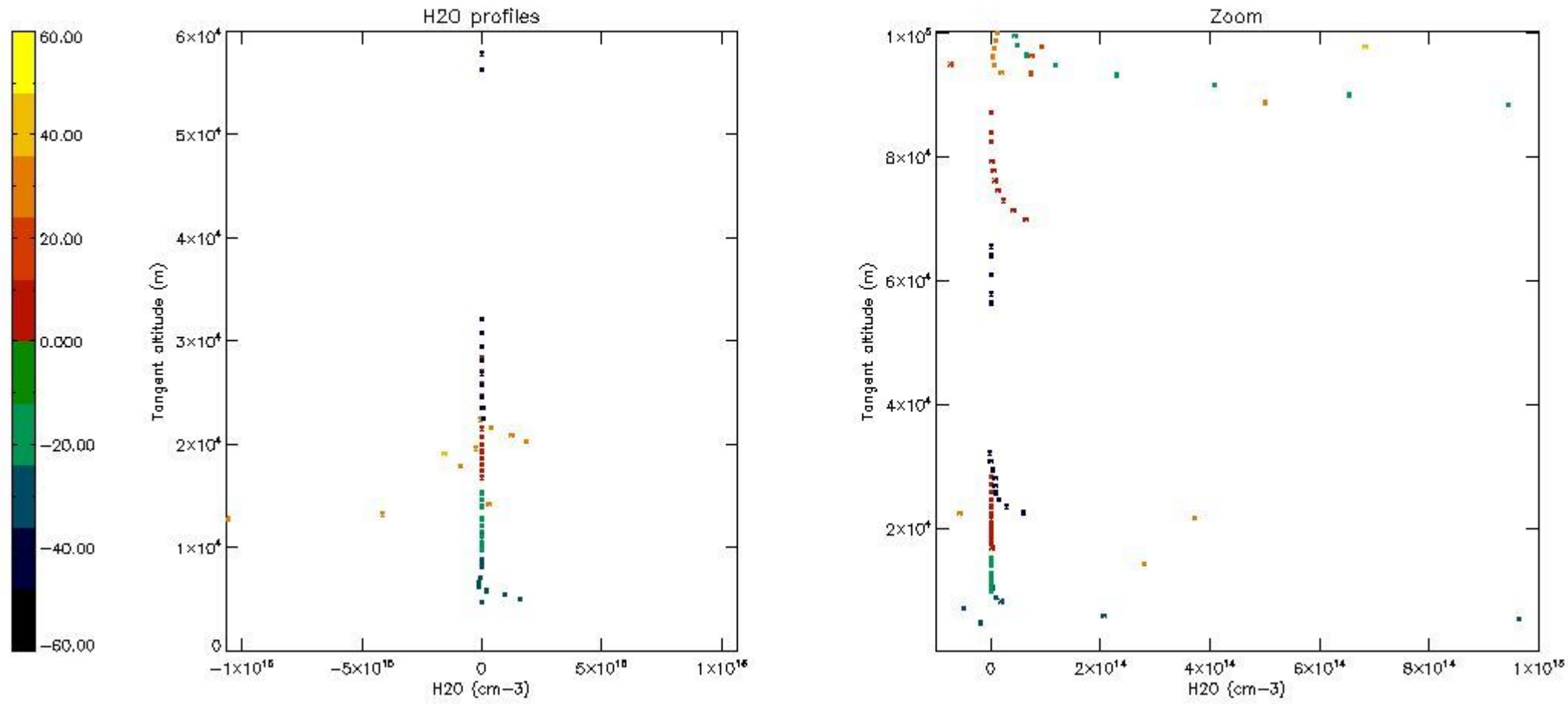
The colorbar represents the latitude.





*5.8 Plot H2O profiles for all STD (only for occultations of stars 1,2,3,4,13,14,16,26,63 dark without errors)*

The colorbar represents the latitude.



## 6. Auxiliary Data Files used for the production reported in section 2

The number reported in the third column indicates since which file (see list in section 2) the corresponding auxiliary file has been used. The fourth column is the date of those product files.

Type	Auxiliary Filename	Used since product	Used since product date
INST_PHYS_CHARACTERISTICS	GOM_INS_AXVIEC20091111_143220_20030716_120000_20500101_000000	1	13-DEC-2004 00:03:01
LEVEL-2_PROC_CONFIG	GOM_PR2_AXVIEC20091111_152718_20020301_000000_20500101_000000	1	13-DEC-2004 00:03:01
CROSS_SECTIONS_FILE	GOM_CRS_AXVIEC20091111_154832_20020301_000000_20500101_000000	1	13-DEC-2004 00:03:01

# GOMOS Level 2 Daily Report

## SUMMARY

### [1. General Info](#)

### [2. Summary of processed GOM\\_NL\\_2P products](#)

### [3. Level 2 Quality information per product](#)

#### [3.1 Plot of level 2 quality information per product \(time dependant\)](#)

#### [3.2 Plot of level 2 quality information per product \(world map\)](#)

### [4. Level 1 Quality information per product \(stored on level 2 products\)](#)

#### [4.1 Plot of level 1 quality information per product \(time dependant\)](#)

##### [4.1.1 Plot of level 1 quality information per product \(time dependant\): ASCENDING](#)

##### [4.1.2 Plot of level 1 quality information per product \(time dependant\): DESCENDING](#)

#### [4.2 Plot of level 1 quality information per product \(world map\)](#)

##### [4.2.1 Plot of level 1 quality information per product \(world map\): ASCENDING](#)

##### [4.2.2 Plot of level 1 quality information per product \(world map\): DESCENDING](#)

### [5. Ozone profiles based on quality statistics and other trace gas profiles](#)

#### [5.1 Ozone statistics based on quality of products](#)

#### [5.2 Plot ozone profiles for all STD \(dark without errors\)](#)

#### [5.3 Plot ozone profiles where STD < 20% \(dark without errors\)](#)

#### [5.4. Plot ozone profiles where STD < 10% \(dark without errors\)](#)

#### [5.5. Plot ozone profiles where STD < 5% \(dark without errors\)](#)

#### [5.6 Plot NO2 profiles for all STD \(dark without errors\)](#)

#### [5.7 Plot NO3 profiles for all STD \(dark without errors\)](#)

#### [5.8 Plot H2O profiles \(only for occultations of stars 1,2,3,4,13,14,16,26,63 dark without errors\) for all STD](#)

### [6. Auxiliary Data Files used for the production reported in section 2](#)



This report presents the daily analysis on parameters extracted from GOMOS level 2 data (GOM\_NL\_\_2P). It is intended to monitor some important parameters that will impact the quality of these products. A list of level 2 products (and content) that have arrived during the reporting day to the PCF is also given.

Item	Value
Time of report generation	22APR2013 10:00:42
Data source version	GOMOS/6.01
Start time of products	13-12-2004 (13DEC2004 00:00:00)
Stop time of products	14-12-2004 (14DEC2004 00:00:00)
Store outputs in DB	Yes
Nb of level 2 prods	465
Nb of prods with errors	0

## 2. Summary of processed GOM\_NL\_\_2P products.

Nr	Filename	UTC Start time	Limb	Duration	Star Id	Star Name	Star Mag	Star Temp	Nb Meas	Orbit	Prod. error
1	GOM_NL__2PRFIN20041213_000301_000000512032_00488_14570_8681.N1	13-DEC-2004 00:03:01	Twilight	50.500	169	46Gam Hya	2.9910	4700.0	101	14570	No
2	GOM_NL__2PRFIN20041213_000452_000000452032_00488_14570_8682.N1	13-DEC-2004 00:04:52	Twilight	44.500	54	5The Cen	2.0550	4500.0	89	14570	No
3	GOM_NL__2PRFIN20041213_000616_000000422032_00488_14570_8683.N1	13-DEC-2004 00:06:16	Dark	42.000	123	Iot Cen	2.7500	10200.	84	14570	No
4	GOM_NL__2PRFIN20041213_001048_000000442032_00488_14570_8684.N1	13-DEC-2004 00:10:48	Dark	43.500	4	Alp1Cen	-0.010000	5800.0	87	14570	No
5	GOM_NL__2PRFIN20041213_001223_000000422032_00489_14571_8659.N1	13-DEC-2004 00:12:23	Dark	41.500	20	Bet Cru	1.2530	30000.	83	14571	No
6	GOM_NL__2PRFIN20041213_001429_000000402032_00489_14571_8660.N1	13-DEC-2004 00:14:29	Dark	40.000	112	Alp Mus	2.6880	26000.	80	14571	No
7	GOM_NL__2PRFIN20041213_001912_000000442032_00489_14571_8661.N1	13-DEC-2004 00:19:12	Dark	43.500	29	Bet Car	1.6720	10200.	87	14571	No
8	GOM_NL__2PRFIN20041213_002139_000000472032_00489_14571_8662.N1	13-DEC-2004 00:21:39	Dark	46.500	41	Eps Car	1.8600	4100.0	93	14571	No
9	GOM_NL__2PRFIN20041213_002415_000000572032_00489_14571_8663.N1	13-DEC-2004 00:24:15	Dark	57.000	34	Gam2Vel	1.7930	23000.	114	14571	No
10	GOM_NL__2PRFIN20041213_002638_000000482032_00489_14571_8664.N1	13-DEC-2004 00:26:38	Dark	48.000	2	Alp Car	-0.73600	7000.0	96	14571	No
11	GOM_NL__2PRFIN20041213_002915_000000552032_00489_14571_8665.N1	13-DEC-2004 00:29:15	Dark	55.000	117	Pi Pup	2.7060	3800.0	110	14571	No
12	GOM_NL__2PRFIN20041213_003235_000000622032_00489_14571_8666.N1	13-DEC-2004 00:32:35	Straylight	62.000	23	21Eps CMa	1.5020	26000.	124	14571	No
13	GOM_NL__2PRFIN20041213_003427_000000562032_00489_14571_8667.N1	13-DEC-2004 00:34:27	Straylight	56.000	179	24Omi2CMa	3.0320	24000.	112	14571	No
14	GOM_NL__2PRFIN20041213_003740_000000692032_00489_14571_8668.N1	13-DEC-2004 00:37:40	Straylight	69.000	1	9Alp CMa	-1.4400	11000.	138	14571	No
15	GOM_NL__2PRFIN20041213_004057_000000582032_00489_14571_8669.N1	13-DEC-2004 00:40:57	Straylight	58.000	7	19Bet Ori	0.10000	14000.	116	14571	No
16	GOM_NL__2PRFIN20041213_004319_000000532032_00489_14571_8670.N1	13-DEC-2004 00:43:19	Straylight	53.000	30	46Eps Ori	1.6940	30000.	106	14571	No
17	GOM_NL__2PRFIN20041213_004638_000000702032_00489_14571_8671.N1	13-DEC-2004 00:46:38	Twilight_and_stray	70.000	14	58Alp Ori	0.87000	3000.0	140	14571	No
18	GOM_NL__2PRFIN20041213_004823_000000532032_00489_14571_8672.N1	13-DEC-2004 00:48:23	Twilight_and_stray	53.000	13	87Alp Tau	0.86700	3800.0	106	14571	No
19	GOM_NL__2PRFIN20041213_005027_000000392032_00489_14571_8673.N1	13-DEC-2004 00:50:27	Bright	38.500	146	25Eta Tau	2.8730	15200.	77	14571	No
20	GOM_NL__2PRFIN20041213_005239_000000392032_00489_14571_8674.N1	13-DEC-2004 00:52:39	Bright	39.000	150	44Zet Per	2.8900	28000.	78	14571	No
21	GOM_NL__2PRFIN20041213_005458_000000382032_00489_14571_8675.N1	13-DEC-2004 00:54:58	Bright	37.500	149	45Eps Per	2.8880	30000.	75	14571	No
22	GOM_NL__2PRFIN20041213_005708_000000372032_00489_14571_8676.N1	13-DEC-2004 00:57:08	Bright	37.000	175	39Del Per	3.0100	19400.	74	14571	No
23	GOM_NL__2PRFIN20041213_005848_000000402032_00489_14571_8677.N1	13-DEC-2004 00:58:48	Bright	39.500	160	23Gam Per	2.9300	4700.0	79	14571	No
24	GOM_NL__2PRFIN20041213_010850_000000372032_00489_14571_8678.N1	13-DEC-2004 01:08:50	Bright	37.000	49	1Alp UMi	1.9900	6300.0	74	14571	No
25	GOM_NL__2PRFIN20041213_011332_000000422032_00489_14571_8679.N1	13-DEC-2004 01:13:32	Bright	41.500	60	7Bet UMi	2.0810	3950.0	83	14571	No
26	GOM_NL__2PRFIN20041213_011547_000000502032_00489_14571_8680.N1	13-DEC-2004 01:15:47	Bright	49.500	82	48Bet UMa	2.3650	10600.	99	14571	No
27	GOM_NL__2PRFIN20041213_011819_000000442032_00489_14571_8681.N1	13-DEC-2004 01:18:19	Bright	43.500	32	77Eps UMa	1.7630	11000.	87	14571	No
28	GOM_NL__2PRFIN20041213_012048_000000572032_00489_14571_8682.N1	13-DEC-2004 01:20:48	Bright	57.000	39	85Eta UMa	1.8540	24000.	114	14571	No
29	GOM_NL__2PRFIN20041213_012402_000000382032_00489_14571_8683.N1	13-DEC-2004 01:24:02	Bright	38.000	180	27Gam Boo	3.0400	8000.0	76	14571	No
30	GOM_NL__2PRFIN20041213_012712_000000382032_00489_14571_8684.N1	13-DEC-2004 01:27:12	Bright	38.000	83		2.3780	11000.	76	14571	No
31	GOM_NL__2PRFIN20041213_013028_000000412032_00489_14571_8685.N1	13-DEC-2004 01:30:28	Bright	41.000	111	8Eta Boo	2.6800	6000.0	82	14571	No
32	GOM_NL__2PRFIN20041213_013413_000000502032_00489_14571_8686.N1	13-DEC-2004 01:34:13	Bright	49.500	138	47Eps Vir	2.8280	4700.0	99	14571	No
33	GOM_NL__2PRFIN20041213_013651_000000982032_00489_14571_8687.N1	13-DEC-2004 01:36:51	Twilight_and_stray	97.500	62	94Bet Leo	2.1360	9700.0	195	14571	No
34	GOM_NL__2PRFIN20041213_014008_000000582032_00489_14571_8688.N1	13-DEC-2004 01:40:08	Twilight_and_stray	57.500	15	67Alp Vir	0.97600	28000.	115	14571	No
35	GOM_NL__2PRFIN20041213_014337_000000472032_00489_14571_8689.N1	13-DEC-2004 01:43:37	Twilight	47.000	169	46Gam Hya	2.9910	4700.0	94	14571	No
36	GOM_NL__2PRFIN20041213_014527_000000492032_00489_14571_8690.N1	13-DEC-2004 01:45:27	Twilight	48.500	54	5The Cen	2.0550	4500.0	97	14571	No
37	GOM_NL__2PRFIN20041213_014654_000000432032_00489_14571_8691.N1	13-DEC-2004 01:46:54	Dark	43.000	123	Iot Cen	2.7500	10200.	86	14571	No
38	GOM_NL__2PRFIN20041213_014829_000000422032_00489_14571_8692.N1	13-DEC-2004 01:48:29	Dark	41.500	95	Zet Cen	2.5450	26000.	83	14571	No
39	GOM_NL__2PRFIN20041213_015124_000000522032_00489_14571_8693.N1	13-DEC-2004 01:51:24	Dark	52.000	4	Alp1Cen	-0.010000	5800.0	104	14571	No
40	GOM_NL__2PRFIN20041213_015259_000000492032_00490_14572_8660.N1	13-DEC-2004 01:52:59	Dark	48.500	20	Bet Cru	1.2530	30000.	97	14572	No
41	GOM_NL__2PRFIN20041213_015506_000000392032_00490_14572_8661.N1	13-DEC-2004 01:55:06	Dark	39.000	112	Alp Mus	2.6880	26000.	78	14572	No
42	GOM_NL__2PRFIN20041213_015949_000000422032_00490_14572_8662.N1	13-DEC-2004 01:59:49	Dark	41.500	29	Bet Car	1.6720	10200.	83	14572	No

43	GOM_NL__2PRFIN20041213_020215_000000502032_00490_14572_8663.N1	13-DEC-2004 02:02:15	Dark	49.500	41	Eps Car	1.8600	4100.0	99	14572	No
44	GOM_NL__2PRFIN20041213_020453_000000522032_00490_14572_8664.N1	13-DEC-2004 02:04:53	Dark	51.500	34	Gam2Vel	1.7930	23000.	103	14572	No
45	GOM_NL__2PRFIN20041213_020714_000000492032_00490_14572_8665.N1	13-DEC-2004 02:07:14	Dark	49.000	2	Alp Car	-0.73600	7000.0	98	14572	No
46	GOM_NL__2PRFIN20041213_020951_000000542032_00490_14572_8666.N1	13-DEC-2004 02:09:51	Dark	54.000	117	Pi Pup	2.7060	3800.0	108	14572	No
47	GOM_NL__2PRFIN20041213_021312_000000622032_00490_14572_8667.N1	13-DEC-2004 02:13:12	Straylight	61.500	23	21Eps CMa	1.5020	26000.	123	14572	No
48	GOM_NL__2PRFIN20041213_021504_000000602032_00490_14572_8668.N1	13-DEC-2004 02:15:04	Straylight	59.500	179	24Omi2CMa	3.0320	24000.	119	14572	No
49	GOM_NL__2PRFIN20041213_021816_000000692032_00490_14572_8669.N1	13-DEC-2004 02:18:16	Straylight	69.000	1	9Alp CMa	-1.4400	11000.	138	14572	No
50	GOM_NL__2PRFIN20041213_022134_000000562032_00490_14572_8670.N1	13-DEC-2004 02:21:34	Straylight	55.500	7	19Bet Ori	0.10000	14000.	111	14572	No
51	GOM_NL__2PRFIN20041213_022354_000000522032_00490_14572_8671.N1	13-DEC-2004 02:23:54	Straylight	52.000	30	46Eps Ori	1.6940	30000.	104	14572	No
52	GOM_NL__2PRFIN20041213_022714_000000702032_00490_14572_8672.N1	13-DEC-2004 02:27:14	Twilight	70.000	14	58Alp Ori	0.87000	3000.0	140	14572	No
53	GOM_NL__2PRFIN20041213_022858_000000542032_00490_14572_8673.N1	13-DEC-2004 02:28:58	Twilight	53.500	13	87Alp Tau	0.86700	3800.0	107	14572	No
54	GOM_NL__2PRFIN20041213_023104_000000392032_00490_14572_8674.N1	13-DEC-2004 02:31:04	Bright	39.000	146	25Eta Tau	2.8730	15200.	78	14572	No
55	GOM_NL__2PRFIN20041213_023315_000000392032_00490_14572_8675.N1	13-DEC-2004 02:33:15	Bright	39.000	150	44Zet Per	2.8900	28000.	78	14572	No
56	GOM_NL__2PRFIN20041213_023534_000000382032_00490_14572_8676.N1	13-DEC-2004 02:35:34	Bright	38.000	149	45Eps Per	2.8880	30000.	76	14572	No
57	GOM_NL__2PRFIN20041213_023744_000000382032_00490_14572_8677.N1	13-DEC-2004 02:37:44	Bright	37.500	175	39Del Per	3.0100	19400.	75	14572	No
58	GOM_NL__2PRFIN20041213_023926_000000382032_00490_14572_8678.N1	13-DEC-2004 02:39:26	Bright	37.500	160	23Gam Per	2.9300	4700.0	75	14572	No
59	GOM_NL__2PRFIN20041213_024927_000000352032_00490_14572_8679.N1	13-DEC-2004 02:49:27	Bright	34.500	49	1Alp UMi	1.9900	6300.0	69	14572	No
60	GOM_NL__2PRFIN20041213_025409_000000412032_00490_14572_8680.N1	13-DEC-2004 02:54:09	Bright	40.500	60	7Bet UMi	2.0810	3950.0	81	14572	No
61	GOM_NL__2PRFIN20041213_025622_000000512032_00490_14572_8681.N1	13-DEC-2004 02:56:22	Bright	50.500	82	48Bet UMa	2.3650	10600.	101	14572	No
62	GOM_NL__2PRFIN20041213_025855_000000412032_00490_14572_8682.N1	13-DEC-2004 02:58:55	Bright	41.000	32	77Eps UMa	1.7630	11000.	82	14572	No
63	GOM_NL__2PRFIN20041213_030124_000000572032_00490_14572_8683.N1	13-DEC-2004 03:01:24	Bright	57.000	39	85Eta UMa	1.8540	24000.	114	14572	No
64	GOM_NL__2PRFIN20041213_030439_000000382032_00490_14572_8684.N1	13-DEC-2004 03:04:39	Bright	38.000	180	27Gam Boo	3.0400	8000.0	76	14572	No
65	GOM_NL__2PRFIN20041213_030749_000000382032_00490_14572_8685.N1	13-DEC-2004 03:07:49	Bright	37.500	83		2.3780	11000.	75	14572	No
66	GOM_NL__2PRFIN20041213_031104_000000412032_00490_14572_8686.N1	13-DEC-2004 03:11:04	Bright	40.500	111	8Eta Boo	2.6800	6000.0	81	14572	No
67	GOM_NL__2PRFIN20041213_031450_000000512032_00490_14572_8687.N1	13-DEC-2004 03:14:50	Bright	51.000	138	47Eps Vir	2.8280	4700.0	102	14572	No
68	GOM_NL__2PRFIN20041213_031729_000000942032_00490_14572_8688.N1	13-DEC-2004 03:17:29	Twilight	93.500	62	94Bet Leo	2.1360	9700.0	187	14572	No
69	GOM_NL__2PRFIN20041213_032045_000000512032_00490_14572_8689.N1	13-DEC-2004 03:20:45	Twilight	50.500	15	67Alp Vir	0.97600	28000.	101	14572	No
70	GOM_NL__2PRFIN20041213_032412_000000482032_00490_14572_8690.N1	13-DEC-2004 03:24:12	Twilight	48.000	169	46Gam Hya	2.9910	4700.0	96	14572	No
71	GOM_NL__2PRFIN20041213_032605_000000442032_00490_14572_8691.N1	13-DEC-2004 03:26:05	Twilight	43.500	54	5The Cen	2.0550	4500.0	87	14572	No
72	GOM_NL__2PRFIN20041213_032731_000000412032_00490_14572_8692.N1	13-DEC-2004 03:27:31	Dark	41.000	123	1ot Cen	2.7500	10200.	82	14572	No
73	GOM_NL__2PRFIN20041213_032907_000000412032_00490_14572_8693.N1	13-DEC-2004 03:29:07	Dark	40.500	95	Zet Cen	2.5450	26000.	81	14572	No
74	GOM_NL__2PRFIN20041213_033200_000000512032_00490_14572_8694.N1	13-DEC-2004 03:32:00	Dark	51.000	4	Alp1Cen	-0.010000	5800.0	102	14572	No
75	GOM_NL__2PRFIN20041213_033336_000000412032_00491_14573_8660.N1	13-DEC-2004 03:33:36	Dark	40.500	20	Bet Cru	1.2530	30000.	81	14573	No
76	GOM_NL__2PRFIN20041213_033540_000000422032_00491_14573_8661.N1	13-DEC-2004 03:35:40	Dark	41.500	112	Alp Mus	2.6880	26000.	83	14573	No
77	GOM_NL__2PRFIN20041213_034025_000000432032_00491_14573_8662.N1	13-DEC-2004 03:40:25	Dark	43.000	29	Bet Car	1.6720	10200.	86	14573	No
78	GOM_NL__2PRFIN20041213_034249_000000482032_00491_14573_8663.N1	13-DEC-2004 03:42:49	Dark	48.000	41	Eps Car	1.8600	4100.0	96	14573	No
79	GOM_NL__2PRFIN20041213_034530_000000522032_00491_14573_8664.N1	13-DEC-2004 03:45:30	Dark	52.000	34	Gam2Vel	1.7930	23000.	104	14573	No
80	GOM_NL__2PRFIN20041213_034748_000000552032_00491_14573_8665.N1	13-DEC-2004 03:47:48	Dark	55.000	2	Alp Car	-0.73600	7000.0	110	14573	No
81	GOM_NL__2PRFIN20041213_035028_000000642032_00491_14573_8666.N1	13-DEC-2004 03:50:28	Dark	64.000	117	Pi Pup	2.7060	3800.0	128	14573	No
82	GOM_NL__2PRFIN20041213_035348_000000602032_00491_14573_8667.N1	13-DEC-2004 03:53:48	Straylight	60.000	23	21Eps CMa	1.5020	26000.	120	14573	No
83	GOM_NL__2PRFIN20041213_035539_000000572032_00491_14573_8668.N1	13-DEC-2004 03:55:39	Straylight	57.000	179	24Omi2CMa	3.0320	24000.	114	14573	No
84	GOM_NL__2PRFIN20041213_035852_000000722032_00491_14573_8669.N1	13-DEC-2004 03:58:52	Straylight	72.000	1	9Alp CMa	-1.4400	11000.	144	14573	No
85	GOM_NL__2PRFIN20041213_040207_000000582032_00491_14573_8670.N1	13-DEC-2004 04:02:07	Straylight	58.000	7	19Bet Ori	0.10000	14000.	116	14573	No
86	GOM_NL__2PRFIN20041213_040430_000000562032_00491_14573_8671.N1	13-DEC-2004 04:04:30	Straylight	56.000	30	46Eps Ori	1.6940	30000.	112	14573	No
87	GOM_NL__2PRFIN20041213_040747_000000702032_00491_14573_8672.N1	13-DEC-2004 04:07:47	Twilight	70.000	14	58Alp Ori	0.87000	3000.0	140	14573	No
88	GOM_NL__2PRFIN20041213_040934_000000502032_00491_14573_8673.N1	13-DEC-2004 04:09:34	Twilight	49.500	13	87Alp Tau	0.86700	3800.0	99	14573	No
89	GOM_NL__2PRFIN20041213_041140_000000392032_00491_14573_8674.N1	13-DEC-2004 04:11:40	Bright	39.000	146	25Eta Tau	2.8730	15200.	78	14573	No
90	GOM_NL__2PRFIN20041213_041350_000000402032_00491_14573_8675.N1	13-DEC-2004 04:13:50	Bright	40.000	150	44Zet Per	2.8900	28000.	80	14573	No
91	GOM_NL__2PRFIN20041213_041610_000000382032_00491_14573_8676.N1	13-DEC-2004 04:16:10	Bright	37.500	149	45Eps Per	2.8880	30000.	75	14573	No
92	GOM_NL__2PRFIN20041213_041820_000000382032_00491_14573_8677.N1	13-DEC-2004 04:18:20	Bright	37.500	175	39Del Per	3.0100	19400.	75	14573	No
93	GOM_NL__2PRFIN20041213_042002_000000392032_00491_14573_8678.N1	13-DEC-2004 04:20:02	Bright	38.500	160	23Gam Per	2.9300	4700.0	77	14573	No
94	GOM_NL__2PRFIN20041213_043000_000000402032_00491_14573_8679.N1	13-DEC-2004 04:30:00	Bright	40.000	49	1Alp UMi	1.9900	6300.0	80	14573	No
95	GOM_NL__2PRFIN20041213_043444_000000432032_00491_14573_8680.N1	13-DEC-2004 04:34:44	Bright	42.500	60	7Bet UMi	2.0810	3950.0	85	14573	No
96	GOM_NL__2PRFIN20041213_043657_000000472032_00491_14573_8681.N1	13-DEC-2004 04:36:57	Bright	47.000	82	48Bet UMa	2.3650	10600.	94	14573	No
97	GOM_NL__2PRFIN20041213_043931_000000442032_00491_14573_8682.N1	13-DEC-2004 04:39:31	Bright	43.500	32	77Eps UMa	1.7630	11000.	87	14573	No
98	GOM_NL__2PRFIN20041213_044200_000000412032_00491_14573_8683.N1	13-DEC-2004 04:42:00	Bright	40.500	39	85Eta UMa	1.8540	24000.	81	14573	No
99	GOM_NL__2PRFIN20041213_044515_000000372032_00491_14573_8684.N1	13-DEC-2004 04:45:15	Bright	37.000	180	27Gam Boo	3.0400	8000.0	74	14573	No
100	GOM_NL__2PRFIN20041213_044824_000000392032_00491_14573_8685.N1	13-DEC-2004 04:48:24	Bright	38.500	83		2.3780	11000.	77	14573	No
101	GOM_NL__2PRFIN20041213_045140_000000582032_00491_14573_8686.N1	13-DEC-2004 04:51:40	Bright	58.000	111	8Eta Boo	2.6800	6000.0	116	14573	No

102	GOM_NL__2PRFIN20041213_045526_000000512032_00491_14573_8687.N1	13-DEC-2004 04:55:26	Bright	50.500	138	47Eps Vir	2.8280	4700.0	101	14573	No
103	GOM_NL__2PRFIN20041213_045806_000000922032_00491_14573_8688.N1	13-DEC-2004 04:58:06	Tw_i_and_stray	92.000	62	94Bet Leo	2.1360	9700.0	184	14573	No
104	GOM_NL__2PRFIN20041213_050119_000000552032_00491_14573_8689.N1	13-DEC-2004 05:01:19	Tw_i_and_stray	55.000	15	67Alp Vir	0.97600	28000.	110	14573	No
105	GOM_NL__2PRFIN20041213_050451_000000492032_00491_14573_8690.N1	13-DEC-2004 05:04:51	Twilight	48.500	169	46Gam Hya	2.9910	4700.0	97	14573	No
106	GOM_NL__2PRFIN20041213_050641_000000462032_00491_14573_8691.N1	13-DEC-2004 05:06:41	Twilight	45.500	54	5The Cen	2.0550	4500.0	91	14573	No
107	GOM_NL__2PRFIN20041213_050806_000000462032_00491_14573_8692.N1	13-DEC-2004 05:08:06	Dark	45.500	123	1ot Cen	2.7500	10200.	91	14573	No
108	GOM_NL__2PRFIN20041213_050943_000000422032_00491_14573_8693.N1	13-DEC-2004 05:09:43	Dark	42.000	95	Zet Cen	2.5450	26000.	84	14573	No
109	GOM_NL__2PRFIN20041213_051236_000000462032_00491_14573_8694.N1	13-DEC-2004 05:12:36	Dark	46.000	4	Alp1Cen	-0.010000	5800.0	92	14573	No
110	GOM_NL__2PRFIN20041213_051413_000000422032_00492_14574_7902.N1	13-DEC-2004 05:14:13	Dark	42.000	20	Bet Cru	1.2530	30000.	84	14574	No
111	GOM_NL__2PRFIN20041213_051618_000000382032_00492_14574_7903.N1	13-DEC-2004 05:16:18	Dark	38.000	112	Alp Mus	2.6880	26000.	76	14574	No
112	GOM_NL__2PRFIN20041213_052102_000000402032_00492_14574_7904.N1	13-DEC-2004 05:21:02	Dark	39.500	29	Bet Car	1.6720	10200.	79	14574	No
113	GOM_NL__2PRFIN20041213_052328_000000492032_00492_14574_7905.N1	13-DEC-2004 05:23:28	Dark	48.500	41	Eps Car	1.8600	4100.0	97	14574	No
114	GOM_NL__2PRFIN20041213_052608_000000572032_00492_14574_7906.N1	13-DEC-2004 05:26:08	Dark	56.500	34	Gam2Vel	1.7930	23000.	113	14574	No
115	GOM_NL__2PRFIN20041213_052827_000000552032_00492_14574_7907.N1	13-DEC-2004 05:28:27	Dark	55.000	2	Alp Car	-0.73600	7000.0	110	14574	No
116	GOM_NL__2PRFIN20041213_053103_000000612032_00492_14574_7908.N1	13-DEC-2004 05:31:03	Dark	60.500	117	Pi Pup	2.7060	3800.0	121	14574	No
117	GOM_NL__2PRFIN20041213_053424_000000592032_00492_14574_7909.N1	13-DEC-2004 05:34:24	Straylight	58.500	23	21Eps CMa	1.5020	26000.	117	14574	No
118	GOM_NL__2PRFIN20041213_053614_000000612032_00492_14574_7910.N1	13-DEC-2004 05:36:14	Straylight	61.000	179	24Omi2CMa	3.0320	24000.	122	14574	No
119	GOM_NL__2PRFIN20041213_053927_000000752032_00492_14574_7911.N1	13-DEC-2004 05:39:27	Straylight	74.500	1	9Alp CMa	-1.4400	11000.	149	14574	No
120	GOM_NL__2PRFIN20041213_054245_000000582032_00492_14574_7912.N1	13-DEC-2004 05:42:45	Straylight	58.000	7	19Bet Ori	0.10000	14000.	116	14574	No
121	GOM_NL__2PRFIN20041213_054507_000000552032_00492_14574_7913.N1	13-DEC-2004 05:45:07	Straylight	54.500	30	46Eps Ori	1.6940	30000.	109	14574	No
122	GOM_NL__2PRFIN20041213_054824_000000702032_00492_14574_7914.N1	13-DEC-2004 05:48:24	Tw_i_and_stray	70.000	14	58Alp Ori	0.87000	3000.0	140	14574	No
123	GOM_NL__2PRFIN20041213_055010_000000552032_00492_14574_7915.N1	13-DEC-2004 05:50:10	Tw_i_and_stray	55.000	13	87Alp Tau	0.86700	3800.0	110	14574	No
124	GOM_NL__2PRFIN20041213_055216_000000382032_00492_14574_7916.N1	13-DEC-2004 05:52:16	Bright	38.000	146	25Eta Tau	2.8730	15200.	76	14574	No
125	GOM_NL__2PRFIN20041213_055427_000000392032_00492_14574_7917.N1	13-DEC-2004 05:54:27	Bright	38.500	150	44Zet Per	2.8900	28000.	77	14574	No
126	GOM_NL__2PRFIN20041213_055647_000000372032_00492_14574_7918.N1	13-DEC-2004 05:56:47	Bright	37.000	149	45Eps Per	2.8880	30000.	74	14574	No
127	GOM_NL__2PRFIN20041213_055857_000000362032_00492_14574_7919.N1	13-DEC-2004 05:58:57	Bright	36.000	175	39Del Per	3.0100	19400.	72	14574	No
128	GOM_NL__2PRFIN20041213_060039_000000362032_00492_14574_7920.N1	13-DEC-2004 06:00:39	Bright	36.000	160	23Gam Per	2.9300	4700.0	72	14574	No
129	GOM_NL__2PRFIN20041213_061038_000000352032_00492_14574_7921.N1	13-DEC-2004 06:10:38	Bright	35.000	49	1Alp UMi	1.9900	6300.0	70	14574	No
130	GOM_NL__2PRFIN20041213_061521_000000392032_00492_14574_7922.N1	13-DEC-2004 06:15:21	Bright	39.000	60	7Bet UMi	2.0810	3950.0	78	14574	No
131	GOM_NL__2PRFIN20041213_061733_000000502032_00492_14574_7923.N1	13-DEC-2004 06:17:33	Bright	50.000	82	48Bet UMa	2.3650	10600.	100	14574	No
132	GOM_NL__2PRFIN20041213_062006_000000442032_00492_14574_7924.N1	13-DEC-2004 06:20:06	Bright	44.000	32	77Eps UMa	1.7630	11000.	88	14574	No
133	GOM_NL__2PRFIN20041213_062236_000000422032_00492_14574_7925.N1	13-DEC-2004 06:22:36	Bright	41.500	39	85Eta UMa	1.8540	24000.	83	14574	No
134	GOM_NL__2PRFIN20041213_062552_000000542032_00492_14574_7926.N1	13-DEC-2004 06:25:52	Bright	54.000	180	27Gam Boo	3.0400	8000.0	108	14574	No
135	GOM_NL__2PRFIN20041213_062859_000000412032_00492_14574_7927.N1	13-DEC-2004 06:28:59	Bright	40.500	83		2.3780	11000.	81	14574	No
136	GOM_NL__2PRFIN20041213_063216_000000422032_00492_14574_7928.N1	13-DEC-2004 06:32:16	Bright	42.000	111	8Eta Boo	2.6800	6000.0	84	14574	No
137	GOM_NL__2PRFIN20041213_063602_000000532032_00492_14574_7929.N1	13-DEC-2004 06:36:02	Bright	52.500	138	47Eps Vir	2.8280	4700.0	105	14574	No
138	GOM_NL__2PRFIN20041213_063843_000001012032_00492_14574_7930.N1	13-DEC-2004 06:38:43	Tw_i_and_stray	101.00	62	94Bet Leo	2.1360	9700.0	202	14574	No
139	GOM_NL__2PRFIN20041213_064156_000000552032_00492_14574_7931.N1	13-DEC-2004 06:41:56	Tw_i_and_stray	55.000	15	67Alp Vir	0.97600	28000.	110	14574	No
140	GOM_NL__2PRFIN20041213_064528_000000472032_00492_14574_7932.N1	13-DEC-2004 06:45:28	Twilight	47.000	169	46Gam Hya	2.9910	4700.0	94	14574	No
141	GOM_NL__2PRFIN20041213_064718_000000452032_00492_14574_7933.N1	13-DEC-2004 06:47:18	Twilight	44.500	54	5The Cen	2.0550	4500.0	89	14574	No
142	GOM_NL__2PRFIN20041213_064844_000000462032_00492_14574_7934.N1	13-DEC-2004 06:48:44	Dark	45.500	123	1ot Cen	2.7500	10200.	91	14574	No
143	GOM_NL__2PRFIN20041213_065020_000000422032_00492_14574_7935.N1	13-DEC-2004 06:50:20	Dark	42.000	95	Zet Cen	2.5450	26000.	84	14574	No
144	GOM_NL__2PRFIN20041213_065312_000000432032_00492_14574_7936.N1	13-DEC-2004 06:53:12	Dark	43.000	4	Alp1Cen	-0.010000	5800.0	86	14574	No
145	GOM_NL__2PRFIN20041213_065449_000000412032_00493_14575_7726.N1	13-DEC-2004 06:54:49	Dark	40.500	20	Bet Cru	1.2530	30000.	81	14575	No
146	GOM_NL__2PRFIN20041213_065655_000000392032_00493_14575_7727.N1	13-DEC-2004 06:56:55	Dark	39.000	112	Alp Mus	2.6880	26000.	78	14575	No
147	GOM_NL__2PRFIN20041213_070138_000000442032_00493_14575_7728.N1	13-DEC-2004 07:01:38	Dark	44.000	29	Bet Car	1.6720	10200.	88	14575	No
148	GOM_NL__2PRFIN20041213_070405_000000522032_00493_14575_7729.N1	13-DEC-2004 07:04:05	Dark	52.000	41	Eps Car	1.8600	4100.0	104	14575	No
149	GOM_NL__2PRFIN20041213_070645_000000502032_00493_14575_7730.N1	13-DEC-2004 07:06:45	Dark	50.000	34	Gam2Vel	1.7930	23000.	100	14575	No
150	GOM_NL__2PRFIN20041213_070904_000000532032_00493_14575_7731.N1	13-DEC-2004 07:09:04	Dark	52.500	2	Alp Car	-0.73600	7000.0	105	14575	No
151	GOM_NL__2PRFIN20041213_071141_000000572032_00493_14575_7732.N1	13-DEC-2004 07:11:41	Dark	57.000	117	Pi Pup	2.7060	3800.0	114	14575	No
152	GOM_NL__2PRFIN20041213_071501_000000572032_00493_14575_7733.N1	13-DEC-2004 07:15:01	Straylight	57.000	23	21Eps CMa	1.5020	26000.	114	14575	No
153	GOM_NL__2PRFIN20041213_071650_000000612032_00493_14575_7734.N1	13-DEC-2004 07:16:50	Straylight	61.000	179	24Omi2CMa	3.0320	24000.	122	14575	No
154	GOM_NL__2PRFIN20041213_072004_000000762032_00493_14575_7735.N1	13-DEC-2004 07:20:04	Straylight	75.500	1	9Alp CMa	-1.4400	11000.	151	14575	No
155	GOM_NL__2PRFIN20041213_072322_000000552032_00493_14575_7736.N1	13-DEC-2004 07:23:22	Straylight	55.000	7	19Bet Ori	0.10000	14000.	110	14575	No
156	GOM_NL__2PRFIN20041213_072543_000000492032_00493_14575_7737.N1	13-DEC-2004 07:25:43	Straylight	49.000	30	46Eps Ori	1.6940	30000.	98	14575	No
157	GOM_NL__2PRFIN20041213_072900_000000602032_00493_14575_7738.N1	13-DEC-2004 07:29:00	Tw_i_and_stray	60.000	14	58Alp Ori	0.87000	3000.0	120	14575	No
158	GOM_NL__2PRFIN20041213_073047_000000552032_00493_14575_7739.N1	13-DEC-2004 07:30:47	Tw_i_and_stray	55.000	13	87Alp Tau	0.86700	3800.0	110	14575	No
159	GOM_NL__2PRFIN20041213_073252_000000372032_00493_14575_7740.N1	13-DEC-2004 07:32:52	Bright	37.000	146	25Eta Tau	2.8730	15200.	74	14575	No
160	GOM_NL__2PRFIN20041213_073504_000000382032_00493_14575_7741.N1	13-DEC-2004 07:35:04	Bright	38.000	150	44Zet Per	2.8900	28000.	76	14575	No



161	GOM_NL__2PRFIN20041213_073723_000000362032_00493_14575_7742.N1	13-DEC-2004 07:37:23	Bright	36.000	149	45Eps Per	2.8880	30000.	72	14575	No
162	GOM_NL__2PRFIN20041213_073933_000000372032_00493_14575_7743.N1	13-DEC-2004 07:39:33	Bright	37.000	175	39Del Per	3.0100	19400.	74	14575	No
163	GOM_NL__2PRFIN20041213_074115_000000372032_00493_14575_7744.N1	13-DEC-2004 07:41:15	Bright	36.500	160	23Gam Per	2.9300	4700.0	73	14575	No
164	GOM_NL__2PRFIN20041213_074419_000000372032_00493_14575_7745.N1	13-DEC-2004 07:44:19	Bright	37.000	110	37Del Cas	2.6780	8900.0	74	14575	No
165	GOM_NL__2PRFIN20041213_075115_000000372032_00493_14575_7746.N1	13-DEC-2004 07:51:15	Bright	37.000	49	1Alp UMi	1.9900	6300.0	74	14575	No
166	GOM_NL__2PRFIN20041213_075558_000000392032_00493_14575_7747.N1	13-DEC-2004 07:55:58	Bright	39.000	60	7Bet UMi	2.0810	3950.0	78	14575	No
167	GOM_NL__2PRFIN20041213_075807_000000522032_00493_14575_7748.N1	13-DEC-2004 07:58:07	Bright	52.000	82	48Bet UMa	2.3650	10600.	104	14575	No
168	GOM_NL__2PRFIN20041213_080042_000000442032_00493_14575_7749.N1	13-DEC-2004 08:00:42	Bright	44.000	32	77Eps UMa	1.7630	11000.	88	14575	No
169	GOM_NL__2PRFIN20041213_080312_000000412032_00493_14575_7750.N1	13-DEC-2004 08:03:12	Bright	40.500	39	85Eta UMa	1.8540	24000.	81	14575	No
170	GOM_NL__2PRFIN20041213_080627_000000392032_00493_14575_7751.N1	13-DEC-2004 08:06:27	Bright	39.000	180	27Gam Boo	3.0400	8000.0	78	14575	No
171	GOM_NL__2PRFIN20041213_080935_000000412032_00493_14575_7752.N1	13-DEC-2004 08:09:35	Bright	40.500	83		2.3780	11000.	81	14575	No
172	GOM_NL__2PRFIN20041213_081252_000000422032_00493_14575_7753.N1	13-DEC-2004 08:12:52	Bright	41.500	111	8Eta Boo	2.6800	6000.0	83	14575	No
173	GOM_NL__2PRFIN20041213_081638_000000502032_00493_14575_7754.N1	13-DEC-2004 08:16:38	Bright	50.000	138	47Eps Vir	2.8280	4700.0	100	14575	No
174	GOM_NL__2PRFIN20041213_081921_000000992032_00493_14575_7755.N1	13-DEC-2004 08:19:21	Twilight	99.000	62	94Bet Leo	2.1360	9700.0	198	14575	No
175	GOM_NL__2PRFIN20041213_082234_000000512032_00493_14575_7756.N1	13-DEC-2004 08:22:34	Twilight	50.500	15	67Alp Vir	0.97600	28000.	101	14575	No
176	GOM_NL__2PRFIN20041213_082604_000000472032_00493_14575_7757.N1	13-DEC-2004 08:26:04	Twilight	47.000	169	46Gam Hya	2.9910	4700.0	94	14575	No
177	GOM_NL__2PRFIN20041213_082755_000000462032_00493_14575_7758.N1	13-DEC-2004 08:27:55	Twilight	45.500	54	5The Cen	2.0550	4500.0	91	14575	No
178	GOM_NL__2PRFIN20041213_083011_000000412032_00493_14575_7759.N1	13-DEC-2004 08:30:11	Dark	40.500	78	Alp Lup	2.3040	28000.	81	14575	No
179	GOM_NL__2PRFIN20041213_083348_000000452032_00493_14575_7760.N1	13-DEC-2004 08:33:48	Dark	45.000	4	Alp1Cen	-0.010000	5800.0	90	14575	No
180	GOM_NL__2PRFIN20041213_083526_000000472032_00494_14576_7726.N1	13-DEC-2004 08:35:26	Dark	47.000	20	Bet Cru	1.2530	30000.	94	14576	No
181	GOM_NL__2PRFIN20041213_083731_000000372032_00494_14576_7727.N1	13-DEC-2004 08:37:31	Dark	37.000	112	Alp Mus	2.6880	26000.	74	14576	No
182	GOM_NL__2PRFIN20041213_084215_000000412032_00494_14576_7728.N1	13-DEC-2004 08:42:15	Dark	40.500	29	Bet Car	1.6720	10200.	81	14576	No
183	GOM_NL__2PRFIN20041213_084442_000000452032_00494_14576_7729.N1	13-DEC-2004 08:44:42	Dark	45.000	41	Eps Car	1.8600	4100.0	90	14576	No
184	GOM_NL__2PRFIN20041213_084721_000000492032_00494_14576_7730.N1	13-DEC-2004 08:47:21	Dark	48.500	34	Gam2Vel	1.7930	23000.	97	14576	No
185	GOM_NL__2PRFIN20041213_084940_000000482032_00494_14576_7731.N1	13-DEC-2004 08:49:40	Dark	48.000	2	Alp Car	-0.73600	7000.0	96	14576	No
186	GOM_NL__2PRFIN20041213_085217_000000572032_00494_14576_7732.N1	13-DEC-2004 08:52:17	Dark	57.000	117	Pi Pup	2.7060	3800.0	114	14576	No
187	GOM_NL__2PRFIN20041213_085537_000000572032_00494_14576_7733.N1	13-DEC-2004 08:55:37	Straylight	57.000	23	21Eps CMa	1.5020	26000.	114	14576	No
188	GOM_NL__2PRFIN20041213_085726_000000612032_00494_14576_7734.N1	13-DEC-2004 08:57:26	Straylight	61.000	179	24Omi2CMa	3.0320	24000.	122	14576	No
189	GOM_NL__2PRFIN20041213_090040_000000752032_00494_14576_7735.N1	13-DEC-2004 09:00:40	Straylight	75.000	1	9Alp CMa	-1.4400	11000.	150	14576	No
190	GOM_NL__2PRFIN20041213_090358_000000572032_00494_14576_7736.N1	13-DEC-2004 09:03:58	Straylight	57.000	7	19Bet Ori	0.10000	14000.	114	14576	No
191	GOM_NL__2PRFIN20041213_090619_000000532032_00494_14576_7737.N1	13-DEC-2004 09:06:19	Straylight	52.500	30	46Eps Ori	1.6940	30000.	105	14576	No
192	GOM_NL__2PRFIN20041213_090936_000000692032_00494_14576_7738.N1	13-DEC-2004 09:09:36	Twilight	68.500	14	58Alp Ori	0.87000	3000.0	137	14576	No
193	GOM_NL__2PRFIN20041213_091122_000000472032_00494_14576_7739.N1	13-DEC-2004 09:11:22	Twilight	47.000	13	87Alp Tau	0.86700	3800.0	94	14576	No
194	GOM_NL__2PRFIN20041213_091329_000000382032_00494_14576_7740.N1	13-DEC-2004 09:13:29	Bright	38.000	146	25Eta Tau	2.8730	15200.	76	14576	No
195	GOM_NL__2PRFIN20041213_091540_000000372032_00494_14576_7741.N1	13-DEC-2004 09:15:40	Bright	37.000	150	44Zet Per	2.8900	28000.	74	14576	No
196	GOM_NL__2PRFIN20041213_091759_000000372032_00494_14576_7742.N1	13-DEC-2004 09:17:59	Bright	36.500	149	45Eps Per	2.8880	30000.	73	14576	No
197	GOM_NL__2PRFIN20041213_092009_000000362032_00494_14576_7743.N1	13-DEC-2004 09:20:09	Bright	36.000	175	39Del Per	3.0100	19400.	72	14576	No
198	GOM_NL__2PRFIN20041213_092151_000000382032_00494_14576_7744.N1	13-DEC-2004 09:21:51	Bright	37.500	160	23Gam Per	2.9300	4700.0	75	14576	No
199	GOM_NL__2PRFIN20041213_092455_000000382032_00494_14576_7745.N1	13-DEC-2004 09:24:55	Bright	37.500	110	37Del Cas	2.6780	8900.0	75	14576	No
200	GOM_NL__2PRFIN20041213_093150_000000392032_00494_14576_7746.N1	13-DEC-2004 09:31:50	Bright	39.000	49	1Alp UMi	1.9900	6300.0	78	14576	No
201	GOM_NL__2PRFIN20041213_093634_000000402032_00494_14576_7747.N1	13-DEC-2004 09:36:34	Bright	40.000	60	7Bet UMi	2.0810	3950.0	80	14576	No
202	GOM_NL__2PRFIN20041213_093842_000000512032_00494_14576_7748.N1	13-DEC-2004 09:38:42	Bright	51.000	82	48Bet UMa	2.3650	10600.	102	14576	No
203	GOM_NL__2PRFIN20041213_094118_000000442032_00494_14576_7749.N1	13-DEC-2004 09:41:18	Bright	44.000	32	77Eps UMa	1.7630	11000.	88	14576	No
204	GOM_NL__2PRFIN20041213_094348_000000402032_00494_14576_7750.N1	13-DEC-2004 09:43:48	Bright	39.500	39	85Eta UMa	1.8540	24000.	79	14576	No
205	GOM_NL__2PRFIN20041213_094703_000000382032_00494_14576_7751.N1	13-DEC-2004 09:47:03	Bright	37.500	180	27Gam Boo	3.0400	8000.0	75	14576	No
206	GOM_NL__2PRFIN20041213_095013_000000382032_00494_14576_7752.N1	13-DEC-2004 09:50:13	Bright	37.500	83		2.3780	11000.	75	14576	No
207	GOM_NL__2PRFIN20041213_095329_000000412032_00494_14576_7753.N1	13-DEC-2004 09:53:29	Bright	41.000	111	8Eta Boo	2.6800	6000.0	82	14576	No
208	GOM_NL__2PRFIN20041213_095715_000000702032_00494_14576_7754.N1	13-DEC-2004 09:57:15	Bright	70.000	138	47Eps Vir	2.8280	4700.0	140	14576	No
209	GOM_NL__2PRFIN20041213_095958_000000942032_00494_14576_7755.N1	13-DEC-2004 09:59:58	Twilight	94.000	62	94Bet Leo	2.1360	9700.0	188	14576	No
210	GOM_NL__2PRFIN20041213_100312_000000532032_00494_14576_7756.N1	13-DEC-2004 10:03:12	Twilight	53.000	15	67Alp Vir	0.97600	28000.	106	14576	No
211	GOM_NL__2PRFIN20041213_100641_000000462032_00494_14576_7757.N1	13-DEC-2004 10:06:41	Twilight	45.500	169	46Gam Hya	2.9910	4700.0	91	14576	No
212	GOM_NL__2PRFIN20041213_101047_000000422032_00494_14576_7759.N1	13-DEC-2004 10:10:47	Dark	41.500	78	Alp Lup	2.3040	28000.	83	14576	No
213	GOM_NL__2PRFIN20041213_101424_000000462032_00494_14576_7760.N1	13-DEC-2004 10:14:24	Dark	45.500	4	Alp1Cen	-0.010000	5800.0	91	14576	No
214	GOM_NL__2PRFIN20041213_101602_000000402032_00495_14577_7726.N1	13-DEC-2004 10:16:02	Dark	40.000	20	Bet Cru	1.2530	30000.	80	14577	No
215	GOM_NL__2PRFIN20041213_101807_000000392032_00495_14577_7727.N1	13-DEC-2004 10:18:07	Dark	38.500	112	Alp Mus	2.6880	26000.	77	14577	No
216	GOM_NL__2PRFIN20041213_102251_000000382032_00495_14577_7728.N1	13-DEC-2004 10:22:51	Dark	38.000	29	Bet Car	1.6720	10200.	76	14577	No
217	GOM_NL__2PRFIN20041213_102518_000000462032_00495_14577_7729.N1	13-DEC-2004 10:25:18	Dark	45.500	41	Eps Car	1.8600	4100.0	91	14577	No
218	GOM_NL__2PRFIN20041213_102758_000000522032_00495_14577_7730.N1	13-DEC-2004 10:27:58	Dark	51.500	34	Gam2Vel	1.7930	23000.	103	14577	No
219	GOM_NL__2PRFIN20041213_103016_000000552032_00495_14577_7731.N1	13-DEC-2004 10:30:16	Dark	55.000	2	Alp Car	-0.73600	7000.0	110	14577	No

220	GOM_NL__2PRFIN20041213_103254_000000592032_00495_14577_7732.N1	13-DEC-2004 10:32:54	Dark	58.500	117	Pi Pup	2.7060	3800.0	117	14577	No
221	GOM_NL__2PRFIN20041213_103614_000000552032_00495_14577_7733.N1	13-DEC-2004 10:36:14	Straylight	55.000	23	21Eps CMa	1.5020	26000.	110	14577	No
222	GOM_NL__2PRFIN20041213_103802_000000592032_00495_14577_7734.N1	13-DEC-2004 10:38:02	Straylight	59.000	179	24Omi2CMa	3.0320	24000.	118	14577	No
223	GOM_NL__2PRFIN20041213_104115_000000772032_00495_14577_7735.N1	13-DEC-2004 10:41:15	Straylight	77.000	1	9Alp CMa	-1.4400	11000.	154	14577	No
224	GOM_NL__2PRFIN20041213_104433_000000502032_00495_14577_7736.N1	13-DEC-2004 10:44:33	Straylight	49.500	7	19Bet Ori	0.10000	14000.	99	14577	No
225	GOM_NL__2PRFIN20041213_104654_000000552032_00495_14577_7737.N1	13-DEC-2004 10:46:54	Straylight	55.000	30	46Eps Ori	1.6940	30000.	110	14577	No
226	GOM_NL__2PRFIN20041213_105011_000000652032_00495_14577_7738.N1	13-DEC-2004 10:50:11	Twi_and_stray	64.500	14	58Alp Ori	0.87000	3000.0	129	14577	No
227	GOM_NL__2PRFIN20041213_105158_000000512032_00495_14577_7739.N1	13-DEC-2004 10:51:58	Twi_and_stray	51.000	13	87Alp Tau	0.86700	3800.0	102	14577	No
228	GOM_NL__2PRFIN20041213_105404_000000382032_00495_14577_7740.N1	13-DEC-2004 10:54:04	Bright	37.500	146	25Eta Tau	2.8730	15200.	75	14577	No
229	GOM_NL__2PRFIN20041213_105615_000000372032_00495_14577_7741.N1	13-DEC-2004 10:56:15	Bright	36.500	150	44Zet Per	2.8900	28000.	73	14577	No
230	GOM_NL__2PRFIN20041213_105834_000000362032_00495_14577_7742.N1	13-DEC-2004 10:58:34	Bright	35.500	149	45Eps Per	2.8880	30000.	71	14577	No
231	GOM_NL__2PRFIN20041213_110045_000000372032_00495_14577_7743.N1	13-DEC-2004 11:00:45	Bright	36.500	175	39Del Per	3.0100	19400.	73	14577	No
232	GOM_NL__2PRFIN20041213_110227_000000362032_00495_14577_7744.N1	13-DEC-2004 11:02:27	Bright	35.500	160	23Gam Per	2.9300	4700.0	71	14577	No
233	GOM_NL__2PRFIN20041213_110531_000000412032_00495_14577_7745.N1	13-DEC-2004 11:05:31	Bright	40.500	110	37Del Cas	2.6780	8900.0	81	14577	No
234	GOM_NL__2PRFIN20041213_111226_000000392032_00495_14577_7746.N1	13-DEC-2004 11:12:26	Bright	39.000	49	1Alp UMi	1.9900	6300.0	78	14577	No
235	GOM_NL__2PRFIN20041213_111710_000000402032_00495_14577_7747.N1	13-DEC-2004 11:17:10	Bright	39.500	60	7Bet UMi	2.0810	3950.0	79	14577	No
236	GOM_NL__2PRFIN20041213_111919_000000512032_00495_14577_7748.N1	13-DEC-2004 11:19:19	Bright	51.000	82	48Bet UMa	2.3650	10600.	102	14577	No
237	GOM_NL__2PRFIN20041213_112154_000000542032_00495_14577_7749.N1	13-DEC-2004 11:21:54	Bright	53.500	32	77Eps UMa	1.7630	11000.	107	14577	No
238	GOM_NL__2PRFIN20041213_112424_000000402032_00495_14577_7750.N1	13-DEC-2004 11:24:24	Bright	39.500	39	85Eta UMa	1.8540	24000.	79	14577	No
239	GOM_NL__2PRFIN20041213_112740_000000372032_00495_14577_7751.N1	13-DEC-2004 11:27:40	Bright	37.000	180	27Gam Boo	3.0400	8000.0	74	14577	No
240	GOM_NL__2PRFIN20041213_113049_000000392032_00495_14577_7752.N1	13-DEC-2004 11:30:49	Bright	38.500	83		2.3780	11000.	77	14577	No
241	GOM_NL__2PRFIN20041213_113405_000000412032_00495_14577_7753.N1	13-DEC-2004 11:34:05	Bright	41.000	111	8Eta Boo	2.6800	6000.0	82	14577	No
242	GOM_NL__2PRFIN20041213_113751_000000702032_00495_14577_7754.N1	13-DEC-2004 11:37:51	Bright	70.000	138	47Eps Vir	2.8280	4700.0	140	14577	No
243	GOM_NL__2PRFIN20041213_114036_000000982032_00495_14577_7755.N1	13-DEC-2004 11:40:36	Twi_and_stray	98.000	62	94Bet Leo	2.1360	9700.0	196	14577	No
244	GOM_NL__2PRFIN20041213_114348_000000552032_00495_14577_7756.N1	13-DEC-2004 11:43:48	Twi_and_stray	54.500	15	67Alp Vir	0.97600	28000.	109	14577	No
245	GOM_NL__2PRFIN20041213_114718_000000502032_00495_14577_7757.N1	13-DEC-2004 11:47:18	Twilight	49.500	169	46Gam Hya	2.9910	4700.0	99	14577	No
246	GOM_NL__2PRFIN20041213_114907_000000452032_00495_14577_7758.N1	13-DEC-2004 11:49:07	Twilight	44.500	54	5The Cen	2.0550	4500.0	89	14577	No
247	GOM_NL__2PRFIN20041213_115123_000000402032_00495_14577_7759.N1	13-DEC-2004 11:51:23	Dark	39.500	78	Alp Lup	2.3040	28000.	79	14577	No
248	GOM_NL__2PRFIN20041213_115500_000000462032_00495_14577_7760.N1	13-DEC-2004 11:55:00	Dark	46.000	4	Alp1Cen	-0.010000	5800.0	92	14577	No
249	GOM_NL__2PRFIN20041213_115639_000000472032_00496_14578_7726.N1	13-DEC-2004 11:56:39	Dark	46.500	20	Bet Cru	1.2530	30000.	93	14578	No
250	GOM_NL__2PRFIN20041213_115843_000000392032_00496_14578_7727.N1	13-DEC-2004 11:58:43	Dark	38.500	112	Alp Mus	2.6880	26000.	77	14578	No
251	GOM_NL__2PRFIN20041213_120327_000000412032_00496_14578_7728.N1	13-DEC-2004 12:03:27	Dark	40.500	29	Bet Car	1.6720	10200.	81	14578	No
252	GOM_NL__2PRFIN20041213_120554_000000482032_00496_14578_7729.N1	13-DEC-2004 12:05:54	Dark	47.500	41	Eps Car	1.8600	4100.0	95	14578	No
253	GOM_NL__2PRFIN20041213_120834_000000492032_00496_14578_7730.N1	13-DEC-2004 12:08:34	Dark	48.500	34	Gam2Vel	1.7930	23000.	97	14578	No
254	GOM_NL__2PRFIN20041213_121052_000000482032_00496_14578_7731.N1	13-DEC-2004 12:10:52	Dark	48.000	2	Alp Car	-0.73600	7000.0	96	14578	No
255	GOM_NL__2PRFIN20041213_121330_000000602032_00496_14578_7732.N1	13-DEC-2004 12:13:30	Dark	60.000	117	Pi Pup	2.7060	3800.0	120	14578	No
256	GOM_NL__2PRFIN20041213_121651_000000592032_00496_14578_7733.N1	13-DEC-2004 12:16:51	Straylight	58.500	23	21Eps CMa	1.5020	26000.	117	14578	No
257	GOM_NL__2PRFIN20041213_121839_000000622032_00496_14578_7734.N1	13-DEC-2004 12:18:39	Straylight	61.500	179	24Omi2CMa	3.0320	24000.	123	14578	No
258	GOM_NL__2PRFIN20041213_122151_000000702032_00496_14578_7735.N1	13-DEC-2004 12:21:51	Straylight	69.500	1	9Alp CMa	-1.4400	11000.	139	14578	No
259	GOM_NL__2PRFIN20041213_122509_000000582032_00496_14578_7736.N1	13-DEC-2004 12:25:09	Straylight	58.000	7	19Bet Ori	0.10000	14000.	116	14578	No
260	GOM_NL__2PRFIN20041213_122730_000000532032_00496_14578_7737.N1	13-DEC-2004 12:27:30	Straylight	53.000	30	46Eps Ori	1.6940	30000.	106	14578	No
261	GOM_NL__2PRFIN20041213_123046_000000702032_00496_14578_7738.N1	13-DEC-2004 12:30:46	Twi_and_stray	70.000	14	58Alp Ori	0.87000	3000.0	140	14578	No
262	GOM_NL__2PRFIN20041213_123234_000000502032_00496_14578_7739.N1	13-DEC-2004 12:32:34	Twi_and_stray	49.500	13	87Alp Tau	0.86700	3800.0	99	14578	No
263	GOM_NL__2PRFIN20041213_123440_000000392032_00496_14578_7740.N1	13-DEC-2004 12:34:40	Bright	39.000	146	25Eta Tau	2.8730	15200.	78	14578	No
264	GOM_NL__2PRFIN20041213_123651_000000382032_00496_14578_7741.N1	13-DEC-2004 12:36:51	Bright	38.000	150	44Zet Per	2.8900	28000.	76	14578	No
265	GOM_NL__2PRFIN20041213_123910_000000362032_00496_14578_7742.N1	13-DEC-2004 12:39:10	Bright	35.500	149	45Eps Per	2.8880	30000.	71	14578	No
266	GOM_NL__2PRFIN20041213_124120_000000362032_00496_14578_7743.N1	13-DEC-2004 12:41:20	Bright	36.000	175	39Del Per	3.0100	19400.	72	14578	No
267	GOM_NL__2PRFIN20041213_124303_000000372032_00496_14578_7744.N1	13-DEC-2004 12:43:03	Bright	36.500	160	23Gam Per	2.9300	4700.0	73	14578	No
268	GOM_NL__2PRFIN20041213_124607_000000382032_00496_14578_7745.N1	13-DEC-2004 12:46:07	Bright	38.000	110	37Del Cas	2.6780	8900.0	76	14578	No
269	GOM_NL__2PRFIN20041213_125302_000000382032_00496_14578_7746.N1	13-DEC-2004 12:53:02	Bright	38.000	49	1Alp UMi	1.9900	6300.0	76	14578	No
270	GOM_NL__2PRFIN20041213_125746_000000382032_00496_14578_7747.N1	13-DEC-2004 12:57:46	Bright	37.500	60	7Bet UMi	2.0810	3950.0	75	14578	No
271	GOM_NL__2PRFIN20041213_125953_000000512032_00496_14578_7748.N1	13-DEC-2004 12:59:53	Bright	50.500	82	48Bet UMa	2.3650	10600.	101	14578	No
272	GOM_NL__2PRFIN20041213_130229_000000442032_00496_14578_7749.N1	13-DEC-2004 13:02:29	Bright	44.000	32	77Eps UMa	1.7630	11000.	88	14578	No
273	GOM_NL__2PRFIN20041213_130459_000000412032_00496_14578_7750.N1	13-DEC-2004 13:04:59	Bright	40.500	39	85Eta UMa	1.8540	24000.	81	14578	No
274	GOM_NL__2PRFIN20041213_130815_000000372032_00496_14578_7751.N1	13-DEC-2004 13:08:15	Bright	37.000	180	27Gam Boo	3.0400	8000.0	74	14578	No
275	GOM_NL__2PRFIN20041213_131125_000000382032_00496_14578_7752.N1	13-DEC-2004 13:11:25	Bright	37.500	83		2.3780	11000.	75	14578	No
276	GOM_NL__2PRFIN20041213_131441_000000472032_00496_14578_7753.N1	13-DEC-2004 13:14:41	Bright	47.000	111	8Eta Boo	2.6800	6000.0	94	14578	No
277	GOM_NL__2PRFIN20041213_131828_000000542032_00496_14578_7754.N1	13-DEC-2004 13:18:28	Bright	53.500	138	47Eps Vir	2.8280	4700.0	107	14578	No
278	GOM_NL__2PRFIN20041213_132113_000001072032_00496_14578_7755.N1	13-DEC-2004 13:21:13	Twi_and_stray	106.50	62	94Bet Leo	2.1360	9700.0	213	14578	No

279	GOM_NL__2PRFIN20041213_132425_00000542032_00496_14578_7756.N1	13-DEC-2004 13:24:25	Twilight	54.000	15	67Alp Vir	0.97600	28000.	108	14578	No
280	GOM_NL__2PRFIN20041213_132755_00000462032_00496_14578_7757.N1	13-DEC-2004 13:27:55	Twilight	45.500	169	46Gam Hya	2.9910	4700.0	91	14578	No
281	GOM_NL__2PRFIN20041213_132944_00000502032_00496_14578_7758.N1	13-DEC-2004 13:29:44	Twilight	50.000	54	5The Cen	2.0550	4500.0	100	14578	No
282	GOM_NL__2PRFIN20041213_133159_00000402032_00496_14578_7759.N1	13-DEC-2004 13:31:59	Dark	39.500	78	Alp Lup	2.3040	28000.	79	14578	No
283	GOM_NL__2PRFIN20041213_133536_00000502032_00496_14578_7760.N1	13-DEC-2004 13:35:36	Dark	49.500	4	Alp1Cen	-0.010000	5800.0	99	14578	No
284	GOM_NL__2PRFIN20041213_133715_00000412032_00497_14579_7726.N1	13-DEC-2004 13:37:15	Dark	40.500	20	Bet Cru	1.2530	30000.	81	14579	No
285	GOM_NL__2PRFIN20041213_151901_00000502032_00498_14580_7726.N1	13-DEC-2004 15:19:01	Dark	49.500	12	Alp1Cru	0.77500	30000.	99	14580	No
286	GOM_NL__2PRFIN20041213_152439_00000412032_00498_14580_7727.N1	13-DEC-2004 15:24:39	Dark	40.500	29	Bet Car	1.6720	10200.	81	14580	No
287	GOM_NL__2PRFIN20041213_152707_00000542032_00498_14580_7728.N1	13-DEC-2004 15:27:07	Dark	53.500	41	Eps Car	1.8600	4100.0	107	14580	No
288	GOM_NL__2PRFIN20041213_152947_00000492032_00498_14580_7729.N1	13-DEC-2004 15:29:47	Dark	48.500	34	Gam2Vel	1.7930	23000.	97	14580	No
289	GOM_NL__2PRFIN20041213_153204_00000542032_00498_14580_7730.N1	13-DEC-2004 15:32:04	Dark	54.000	2	Alp Car	-0.73600	7000.0	108	14580	No
290	GOM_NL__2PRFIN20041213_153442_00000602032_00498_14580_7731.N1	13-DEC-2004 15:34:42	Dark	59.500	117	Pi Pup	2.7060	3800.0	119	14580	No
291	GOM_NL__2PRFIN20041213_153801_00000622032_00498_14580_7732.N1	13-DEC-2004 15:38:01	Straylight	62.000	23	21Eps CMa	1.5020	26000.	124	14580	No
292	GOM_NL__2PRFIN20041213_153953_00000612032_00498_14580_7733.N1	13-DEC-2004 15:39:53	Straylight	60.500	179	24Omi2CMa	3.0320	24000.	121	14580	No
293	GOM_NL__2PRFIN20041213_154303_00000712032_00498_14580_7734.N1	13-DEC-2004 15:43:03	Straylight	70.500	1	9Alp CMa	-1.4400	11000.	141	14580	No
294	GOM_NL__2PRFIN20041213_154621_00000542032_00498_14580_7735.N1	13-DEC-2004 15:46:21	Straylight	53.500	7	19Bet Ori	0.10000	14000.	107	14580	No
295	GOM_NL__2PRFIN20041213_154840_00000532032_00498_14580_7736.N1	13-DEC-2004 15:48:40	Straylight	53.000	30	46Eps Ori	1.6940	30000.	106	14580	No
296	GOM_NL__2PRFIN20041213_155157_00000692032_00498_14580_7737.N1	13-DEC-2004 15:51:57	Twilight	69.000	14	58Alp Ori	0.87000	3000.0	138	14580	No
297	GOM_NL__2PRFIN20041213_155345_00000542032_00498_14580_7738.N1	13-DEC-2004 15:53:45	Twilight	53.500	13	87Alp Tau	0.86700	3800.0	107	14580	No
298	GOM_NL__2PRFIN20041213_155551_00000382032_00498_14580_7739.N1	13-DEC-2004 15:55:51	Bright	38.000	146	25Eta Tau	2.8730	15200.	76	14580	No
299	GOM_NL__2PRFIN20041213_155802_00000392032_00498_14580_7740.N1	13-DEC-2004 15:58:02	Bright	39.000	150	44Zet Per	2.8900	28000.	78	14580	No
300	GOM_NL__2PRFIN20041213_160022_00000372032_00498_14580_7741.N1	13-DEC-2004 16:00:22	Bright	37.000	149	45Eps Per	2.8880	30000.	74	14580	No
301	GOM_NL__2PRFIN20041213_160232_00000372032_00498_14580_7742.N1	13-DEC-2004 16:02:32	Bright	36.500	175	39Del Per	3.0100	19400.	73	14580	No
302	GOM_NL__2PRFIN20041213_160412_00000412032_00498_14580_7743.N1	13-DEC-2004 16:04:12	Bright	40.500	160	23Gam Per	2.9300	4700.0	81	14580	No
303	GOM_NL__2PRFIN20041213_160719_00000392032_00498_14580_7744.N1	13-DEC-2004 16:07:19	Bright	38.500	110	37Del Cas	2.6780	8900.0	77	14580	No
304	GOM_NL__2PRFIN20041213_161413_00000382032_00498_14580_7745.N1	13-DEC-2004 16:14:13	Bright	38.000	49	1Alp UMi	1.9900	6300.0	76	14580	No
305	GOM_NL__2PRFIN20041213_161857_00000392032_00498_14580_7746.N1	13-DEC-2004 16:18:57	Bright	38.500	60	7Bet UMi	2.0810	3950.0	77	14580	No
306	GOM_NL__2PRFIN20041213_162105_00000522032_00498_14580_7747.N1	13-DEC-2004 16:21:05	Bright	51.500	82	48Bet UMa	2.3650	10600.	103	14580	No
307	GOM_NL__2PRFIN20041213_162341_00000422032_00498_14580_7748.N1	13-DEC-2004 16:23:41	Bright	42.000	32	77Eps UMa	1.7630	11000.	84	14580	No
308	GOM_NL__2PRFIN20041213_162612_00000382032_00498_14580_7749.N1	13-DEC-2004 16:26:12	Bright	38.000	39	85Eta UMa	1.8540	24000.	76	14580	No
309	GOM_NL__2PRFIN20041213_162927_00000382032_00498_14580_7750.N1	13-DEC-2004 16:29:27	Bright	37.500	180	27Gam Boo	3.0400	8000.0	75	14580	No
310	GOM_NL__2PRFIN20041213_163238_00000382032_00498_14580_7751.N1	13-DEC-2004 16:32:38	Bright	37.500	83		2.3780	11000.	75	14580	No
311	GOM_NL__2PRFIN20041213_163554_00000412032_00498_14580_7752.N1	13-DEC-2004 16:35:54	Bright	40.500	111	8Eta Boo	2.6800	6000.0	81	14580	No
312	GOM_NL__2PRFIN20041213_163941_00000712032_00498_14580_7753.N1	13-DEC-2004 16:39:41	Bright	71.000	138	47Eps Vir	2.8280	4700.0	142	14580	No
313	GOM_NL__2PRFIN20041213_164228_00000992032_00498_14580_7754.N1	13-DEC-2004 16:42:28	Twilight	99.000	62	94Bet Leo	2.1360	9700.0	198	14580	No
314	GOM_NL__2PRFIN20041213_164537_00000532032_00498_14580_7755.N1	13-DEC-2004 16:45:37	Twilight	52.500	15	67Alp Vir	0.97600	28000.	105	14580	No
315	GOM_NL__2PRFIN20041213_164908_00000442032_00498_14580_7756.N1	13-DEC-2004 16:49:08	Twilight	44.000	169	46Gam Hya	2.9910	4700.0	88	14580	No
316	GOM_NL__2PRFIN20041213_165056_00000462032_00498_14580_7757.N1	13-DEC-2004 16:50:56	Twilight	46.000	54	5The Cen	2.0550	4500.0	92	14580	No
317	GOM_NL__2PRFIN20041213_165311_00000422032_00498_14580_7758.N1	13-DEC-2004 16:53:11	Dark	42.000	78	Alp Lup	2.3040	28000.	84	14580	No
318	GOM_NL__2PRFIN20041213_165648_00000442032_00498_14580_7759.N1	13-DEC-2004 16:56:48	Dark	43.500	4	Alp1Cen	-0.010000	5800.0	87	14580	No
319	GOM_NL__2PRFIN20041213_165827_00000412032_00499_14581_7726.N1	13-DEC-2004 16:58:27	Dark	41.000	20	Bet Cru	1.2530	30000.	82	14581	No
320	GOM_NL__2PRFIN20041213_165938_00000492032_00499_14581_7727.N1	13-DEC-2004 16:59:38	Dark	49.000	12	Alp1Cru	0.77500	30000.	98	14581	No
321	GOM_NL__2PRFIN20041213_170516_00000392032_00499_14581_7728.N1	13-DEC-2004 17:05:16	Dark	39.000	29	Bet Car	1.6720	10200.	78	14581	No
322	GOM_NL__2PRFIN20041213_170744_00000492032_00499_14581_7729.N1	13-DEC-2004 17:07:44	Dark	49.000	41	Eps Car	1.8600	4100.0	98	14581	No
323	GOM_NL__2PRFIN20041213_171024_00000492032_00499_14581_7730.N1	13-DEC-2004 17:10:24	Dark	48.500	34	Gam2Vel	1.7930	23000.	97	14581	No
324	GOM_NL__2PRFIN20041213_171241_00000552032_00499_14581_7731.N1	13-DEC-2004 17:12:41	Dark	55.000	2	Alp Car	-0.73600	7000.0	110	14581	No
325	GOM_NL__2PRFIN20041213_171520_00000552032_00499_14581_7732.N1	13-DEC-2004 17:15:20	Dark	54.500	117	Pi Pup	2.7060	3800.0	109	14581	No
326	GOM_NL__2PRFIN20041213_171839_00000582032_00499_14581_7733.N1	13-DEC-2004 17:18:39	Straylight	58.000	23	21Eps CMa	1.5020	26000.	116	14581	No
327	GOM_NL__2PRFIN20041213_172030_00000612032_00499_14581_7734.N1	13-DEC-2004 17:20:30	Straylight	60.500	179	24Omi2CMa	3.0320	24000.	121	14581	No
328	GOM_NL__2PRFIN20041213_172339_00000772032_00499_14581_7735.N1	13-DEC-2004 17:23:39	Straylight	77.000	1	9Alp CMa	-1.4400	11000.	154	14581	No
329	GOM_NL__2PRFIN20041213_172657_00000492032_00499_14581_7736.N1	13-DEC-2004 17:26:57	Straylight	49.000	7	19Bet Ori	0.10000	14000.	98	14581	No
330	GOM_NL__2PRFIN20041213_172917_00000522032_00499_14581_7737.N1	13-DEC-2004 17:29:17	Straylight	51.500	30	46Eps Ori	1.6940	30000.	103	14581	No
331	GOM_NL__2PRFIN20041213_173234_00000692032_00499_14581_7738.N1	13-DEC-2004 17:32:34	Twilight	69.000	14	58Alp Ori	0.87000	3000.0	138	14581	No
332	GOM_NL__2PRFIN20041213_173421_00000522032_00499_14581_7739.N1	13-DEC-2004 17:34:21	Twilight	51.500	13	87Alp Tau	0.86700	3800.0	103	14581	No
333	GOM_NL__2PRFIN20041213_173628_00000372032_00499_14581_7740.N1	13-DEC-2004 17:36:28	Bright	37.000	146	25Eta Tau	2.8730	15200.	74	14581	No
334	GOM_NL__2PRFIN20041213_173839_00000372032_00499_14581_7741.N1	13-DEC-2004 17:38:39	Bright	37.000	150	44Zet Per	2.8900	28000.	74	14581	No
335	GOM_NL__2PRFIN20041213_174058_00000362032_00499_14581_7742.N1	13-DEC-2004 17:40:58	Bright	35.500	149	45Eps Per	2.8880	30000.	71	14581	No
336	GOM_NL__2PRFIN20041213_174309_00000362032_00499_14581_7743.N1	13-DEC-2004 17:43:09	Bright	36.000	175	39Del Per	3.0100	19400.	72	14581	No
337	GOM_NL__2PRFIN20041213_174450_00000382032_00499_14581_7744.N1	13-DEC-2004 17:44:50	Bright	38.000	160	23Gam Per	2.9300	4700.0	76	14581	No



338	GOM_NL__2PRFIN20041213_174756_000000382032_00499_14581_7745.N1	13-DEC-2004 17:47:56	Bright	37.500	110	37Del Cas	2.6780	8900.0	75	14581	No
339	GOM_NL__2PRFIN20041213_175450_000000392032_00499_14581_7746.N1	13-DEC-2004 17:54:50	Bright	38.500	49	1Alp UMi	1.9900	6300.0	77	14581	No
340	GOM_NL__2PRFIN20041213_175934_000000392032_00499_14581_7747.N1	13-DEC-2004 17:59:34	Bright	38.500	60	7Bet UMi	2.0810	3950.0	77	14581	No
341	GOM_NL__2PRFIN20041213_180140_000000522032_00499_14581_7748.N1	13-DEC-2004 18:01:40	Bright	52.000	82	48Bet UMa	2.3650	10600.	104	14581	No
342	GOM_NL__2PRFIN20041213_180417_000000442032_00499_14581_7749.N1	13-DEC-2004 18:04:17	Bright	44.000	32	77Eps UMa	1.7630	11000.	88	14581	No
343	GOM_NL__2PRFIN20041213_180647_000000412032_00499_14581_7750.N1	13-DEC-2004 18:06:47	Bright	41.000	39	85Eta UMa	1.8540	24000.	82	14581	No
344	GOM_NL__2PRFIN20041213_181004_000000382032_00499_14581_7751.N1	13-DEC-2004 18:10:04	Bright	37.500	180	27Gam Boo	3.0400	8000.0	75	14581	No
345	GOM_NL__2PRFIN20041213_181314_000000382032_00499_14581_7752.N1	13-DEC-2004 18:13:14	Bright	37.500	83		2.3780	11000.	75	14581	No
346	GOM_NL__2PRFIN20041213_181629_000000582032_00499_14581_7753.N1	13-DEC-2004 18:16:29	Bright	58.000	111	8Eta Boo	2.6800	6000.0	116	14581	No
347	GOM_NL__2PRFIN20041213_182018_000000712032_00499_14581_7754.N1	13-DEC-2004 18:20:18	Bright	71.000	138	47Eps Vir	2.8280	4700.0	142	14581	No
348	GOM_NL__2PRFIN20041213_182306_000001012032_00499_14581_7755.N1	13-DEC-2004 18:23:06	Tw_i_and_stray	100.50	62	94Bet Leo	2.1360	9700.0	201	14581	No
349	GOM_NL__2PRFIN20041213_182615_000000552032_00499_14581_7756.N1	13-DEC-2004 18:26:15	Tw_i_and_stray	54.500	15	67Alp Vir	0.97600	28000.	109	14581	No
350	GOM_NL__2PRFIN20041213_182945_000000442032_00499_14581_7757.N1	13-DEC-2004 18:29:45	Twilight	43.500	169	46Gam Hya	2.9910	4700.0	87	14581	No
351	GOM_NL__2PRFIN20041213_183133_000000472032_00499_14581_7758.N1	13-DEC-2004 18:31:33	Twilight	46.500	54	5The Cen	2.0550	4500.0	93	14581	No
352	GOM_NL__2PRFIN20041213_183348_000000402032_00499_14581_7759.N1	13-DEC-2004 18:33:48	Dark	39.500	78	Alp Lup	2.3040	28000.	79	14581	No
353	GOM_NL__2PRFIN20041213_183725_000000442032_00499_14581_7760.N1	13-DEC-2004 18:37:25	Dark	43.500	4	Alp1Cen	-0.010000	5800.0	87	14581	No
354	GOM_NL__2PRFIN20041213_183904_000000402032_00500_14582_7726.N1	13-DEC-2004 18:39:04	Dark	39.500	20	Bet Cru	1.2530	30000.	79	14582	No
355	GOM_NL__2PRFIN20041213_184015_000000432032_00500_14582_7727.N1	13-DEC-2004 18:40:15	Dark	43.000	12	Alp1Cru	0.77500	30000.	86	14582	No
356	GOM_NL__2PRFIN20041213_184553_000000402032_00500_14582_7728.N1	13-DEC-2004 18:45:53	Dark	39.500	29	Bet Car	1.6720	10200.	79	14582	No
357	GOM_NL__2PRFIN20041213_184821_000000462032_00500_14582_7729.N1	13-DEC-2004 18:48:21	Dark	46.000	41	Eps Car	1.8600	4100.0	92	14582	No
358	GOM_NL__2PRFIN20041213_185101_000000542032_00500_14582_7730.N1	13-DEC-2004 18:51:01	Dark	54.000	34	Gam2Vel	1.7930	23000.	108	14582	No
359	GOM_NL__2PRFIN20041213_185318_000000502032_00500_14582_7731.N1	13-DEC-2004 18:53:18	Dark	50.000	2	Alp Car	-0.73600	7000.0	100	14582	No
360	GOM_NL__2PRFIN20041213_185556_000000552032_00500_14582_7732.N1	13-DEC-2004 18:55:56	Dark	55.000	117	Pi Pup	2.7060	3800.0	110	14582	No
361	GOM_NL__2PRFIN20041213_185916_000000632032_00500_14582_7733.N1	13-DEC-2004 18:59:16	Straylight	62.500	23	21Eps CMa	1.5020	26000.	125	14582	No
362	GOM_NL__2PRFIN20041213_190106_000000592032_00500_14582_7734.N1	13-DEC-2004 19:01:06	Straylight	59.000	179	24Omi2CMa	3.0320	24000.	118	14582	No
363	GOM_NL__2PRFIN20041213_190415_000000772032_00500_14582_7735.N1	13-DEC-2004 19:04:15	Straylight	77.000	1	9Alp CMa	-1.4400	11000.	154	14582	No
364	GOM_NL__2PRFIN20041213_190734_000000542032_00500_14582_7736.N1	13-DEC-2004 19:07:34	Straylight	54.000	7	19Bet Ori	0.10000	14000.	108	14582	No
365	GOM_NL__2PRFIN20041213_190953_000000532032_00500_14582_7737.N1	13-DEC-2004 19:09:53	Straylight	52.500	30	46Eps Ori	1.6940	30000.	105	14582	No
366	GOM_NL__2PRFIN20041213_191310_000000672032_00500_14582_7738.N1	13-DEC-2004 19:13:10	Tw_i_and_stray	66.500	14	58Alp Ori	0.87000	3000.0	133	14582	No
367	GOM_NL__2PRFIN20041213_191457_000000552032_00500_14582_7739.N1	13-DEC-2004 19:14:57	Tw_i_and_stray	55.000	13	87Alp Tau	0.86700	3800.0	110	14582	No
368	GOM_NL__2PRFIN20041213_191704_000000372032_00500_14582_7740.N1	13-DEC-2004 19:17:04	Bright	36.500	146	25Eta Tau	2.8730	15200.	73	14582	No
369	GOM_NL__2PRFIN20041213_191915_000000372032_00500_14582_7741.N1	13-DEC-2004 19:19:15	Bright	37.000	150	44Zet Per	2.8900	28000.	74	14582	No
370	GOM_NL__2PRFIN20041213_192134_000000362032_00500_14582_7742.N1	13-DEC-2004 19:21:34	Bright	36.000	149	45Eps Per	2.8880	30000.	72	14582	No
371	GOM_NL__2PRFIN20041213_192344_000000362032_00500_14582_7743.N1	13-DEC-2004 19:23:44	Bright	35.500	175	39Del Per	3.0100	19400.	71	14582	No
372	GOM_NL__2PRFIN20041213_192527_000000372032_00500_14582_7744.N1	13-DEC-2004 19:25:27	Bright	37.000	160	23Gam Per	2.9300	4700.0	74	14582	No
373	GOM_NL__2PRFIN20041213_192833_000000382032_00500_14582_7745.N1	13-DEC-2004 19:28:33	Bright	38.000	110	37Del Cas	2.6780	8900.0	76	14582	No
374	GOM_NL__2PRFIN20041213_193527_000000382032_00500_14582_7746.N1	13-DEC-2004 19:35:27	Bright	38.000	49	1Alp UMi	1.9900	6300.0	76	14582	No
375	GOM_NL__2PRFIN20041213_194010_000000392032_00500_14582_7747.N1	13-DEC-2004 19:40:10	Bright	38.500	60	7Bet UMi	2.0810	3950.0	77	14582	No
376	GOM_NL__2PRFIN20041213_194214_000000482032_00500_14582_7748.N1	13-DEC-2004 19:42:14	Bright	48.000	82	48Bet UMa	2.3650	10600.	96	14582	No
377	GOM_NL__2PRFIN20041213_194453_000000442032_00500_14582_7749.N1	13-DEC-2004 19:44:53	Bright	43.500	32	77Eps UMa	1.7630	11000.	87	14582	No
378	GOM_NL__2PRFIN20041213_194723_000000392032_00500_14582_7750.N1	13-DEC-2004 19:47:23	Bright	38.500	39	85Eta UMa	1.8540	24000.	77	14582	No
379	GOM_NL__2PRFIN20041213_195040_000000392032_00500_14582_7751.N1	13-DEC-2004 19:50:40	Bright	38.500	180	27Gam Boo	3.0400	8000.0	77	14582	No
380	GOM_NL__2PRFIN20041213_195350_000000382032_00500_14582_7752.N1	13-DEC-2004 19:53:50	Bright	37.500	83		2.3780	11000.	75	14582	No
381	GOM_NL__2PRFIN20041213_195706_000000422032_00500_14582_7753.N1	13-DEC-2004 19:57:06	Bright	41.500	111	8Eta Boo	2.6800	6000.0	83	14582	No
382	GOM_NL__2PRFIN20041213_200054_000000512032_00500_14582_7754.N1	13-DEC-2004 20:00:54	Bright	50.500	138	47Eps Vir	2.8280	4700.0	101	14582	No
383	GOM_NL__2PRFIN20041213_200343_000001002032_00500_14582_7755.N1	13-DEC-2004 20:03:43	Tw_i_and_stray	100.00	62	94Bet Leo	2.1360	9700.0	200	14582	No
384	GOM_NL__2PRFIN20041213_200652_000000562032_00500_14582_7756.N1	13-DEC-2004 20:06:52	Tw_i_and_stray	55.500	15	67Alp Vir	0.97600	28000.	111	14582	No
385	GOM_NL__2PRFIN20041213_201021_000000472032_00500_14582_7757.N1	13-DEC-2004 20:10:21	Twilight	47.000	169	46Gam Hya	2.9910	4700.0	94	14582	No
386	GOM_NL__2PRFIN20041213_201210_000000432032_00500_14582_7758.N1	13-DEC-2004 20:12:10	Twilight	43.000	54	5The Cen	2.0550	4500.0	86	14582	No
387	GOM_NL__2PRFIN20041213_201424_000000392032_00500_14582_7759.N1	13-DEC-2004 20:14:24	Dark	39.000	78	Alp Lup	2.3040	28000.	78	14582	No
388	GOM_NL__2PRFIN20041213_201801_000000472032_00500_14582_7760.N1	13-DEC-2004 20:18:01	Dark	47.000	4	Alp1Cen	-0.010000	5800.0	94	14582	No
389	GOM_NL__2PRFIN20041213_201941_000000402032_00501_14583_7726.N1	13-DEC-2004 20:19:41	Dark	39.500	20	Bet Cru	1.2530	30000.	79	14583	No
390	GOM_NL__2PRFIN20041213_202051_000000442032_00501_14583_7727.N1	13-DEC-2004 20:20:51	Dark	44.000	12	Alp1Cru	0.77500	30000.	88	14583	No
391	GOM_NL__2PRFIN20041213_202629_000000412032_00501_14583_7728.N1	13-DEC-2004 20:26:29	Dark	41.000	29	Bet Car	1.6720	10200.	82	14583	No
392	GOM_NL__2PRFIN20041213_202857_000000462032_00501_14583_7729.N1	13-DEC-2004 20:28:57	Dark	46.000	41	Eps Car	1.8600	4100.0	92	14583	No
393	GOM_NL__2PRFIN20041213_203138_000000502032_00501_14583_7730.N1	13-DEC-2004 20:31:38	Dark	50.000	34	Gam2Vel	1.7930	23000.	100	14583	No
394	GOM_NL__2PRFIN20041213_203354_000000552032_00501_14583_7731.N1	13-DEC-2004 20:33:54	Dark	55.000	2	Alp Car	-0.73600	7000.0	110	14583	No
395	GOM_NL__2PRFIN20041213_203633_000000642032_00501_14583_7732.N1	13-DEC-2004 20:36:33	Dark	63.500	117	Pi Pup	2.7060	3800.0	127	14583	No
396	GOM_NL__2PRFIN20041213_203952_000000612032_00501_14583_7733.N1	13-DEC-2004 20:39:52	Straylight	61.000	23	21Eps CMa	1.5020	26000.	122	14583	No

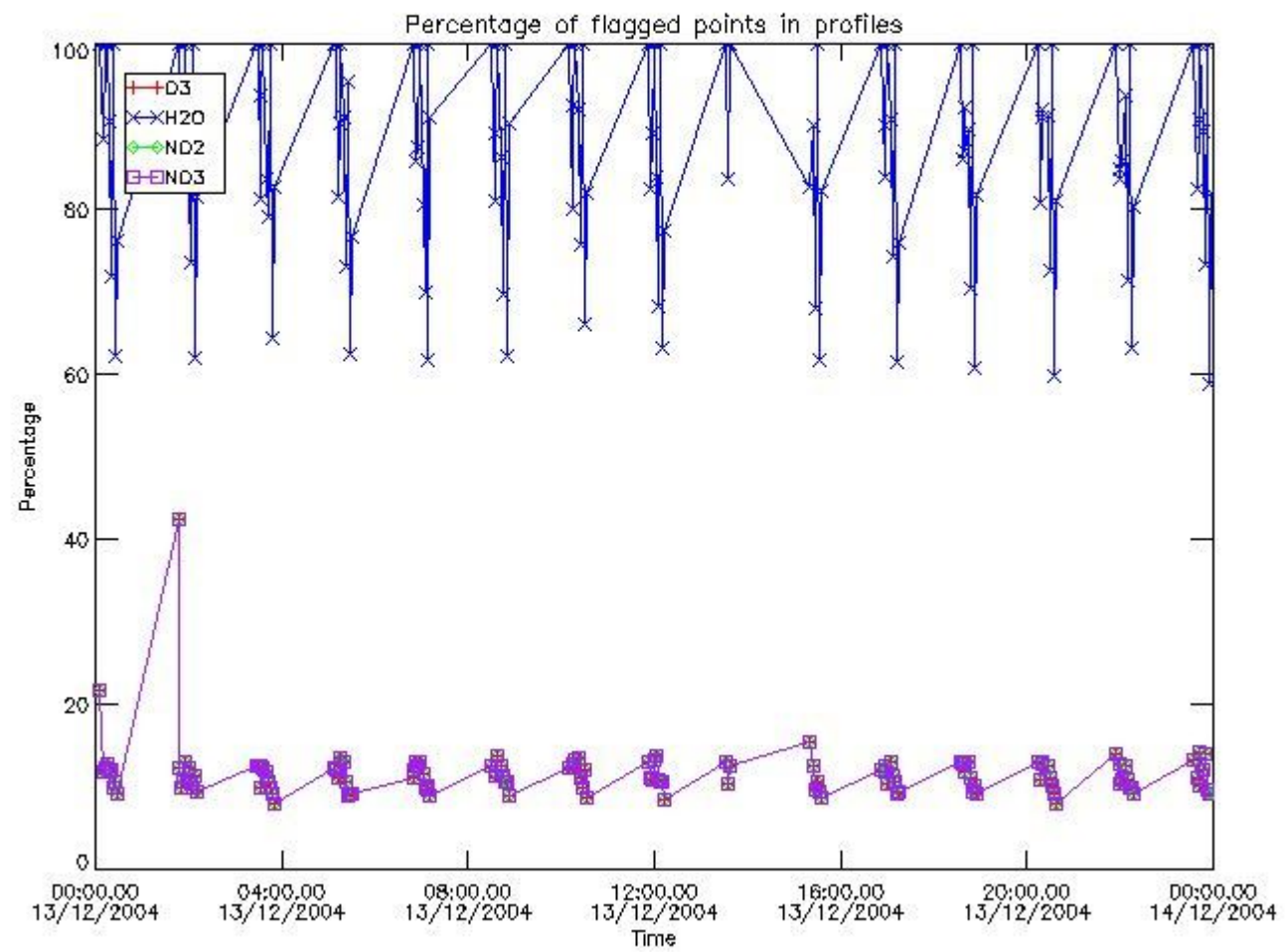
397	GOM_NL__2PRFIN20041213_204142_000000612032_00501_14583_7734.N1	13-DEC-2004 20:41:42	Straylight	60.500	179	24Omi2CMa	3.0320	24000.	121	14583	No
398	GOM_NL__2PRFIN20041213_204450_000000772032_00501_14583_7735.N1	13-DEC-2004 20:44:50	Straylight	77.000	1	9Alp CMa	-1.4400	11000.	154	14583	No
399	GOM_NL__2PRFIN20041213_204809_000000572032_00501_14583_7736.N1	13-DEC-2004 20:48:09	Straylight	57.000	7	19Bet Ori	0.10000	14000.	114	14583	No
400	GOM_NL__2PRFIN20041213_205028_000000522032_00501_14583_7737.N1	13-DEC-2004 20:50:28	Straylight	52.000	30	46Eps Ori	1.6940	30000.	104	14583	No
401	GOM_NL__2PRFIN20041213_205345_000000622032_00501_14583_7738.N1	13-DEC-2004 20:53:45	Tw_i_and_stray	61.500	14	58Alp Ori	0.87000	3000.0	123	14583	No
402	GOM_NL__2PRFIN20041213_205533_000000552032_00501_14583_7739.N1	13-DEC-2004 20:55:33	Tw_i_and_stray	55.000	13	87Alp Tau	0.86700	3800.0	110	14583	No
403	GOM_NL__2PRFIN20041213_205740_000000372032_00501_14583_7740.N1	13-DEC-2004 20:57:40	Bright	36.500	146	25Eta Tau	2.8730	15200.	73	14583	No
404	GOM_NL__2PRFIN20041213_205951_000000362032_00501_14583_7741.N1	13-DEC-2004 20:59:51	Bright	36.000	150	44Zet Per	2.8900	28000.	72	14583	No
405	GOM_NL__2PRFIN20041213_210210_000000362032_00501_14583_7742.N1	13-DEC-2004 21:02:10	Bright	36.000	149	45Eps Per	2.8880	30000.	72	14583	No
406	GOM_NL__2PRFIN20041213_210420_000000372032_00501_14583_7743.N1	13-DEC-2004 21:04:20	Bright	36.500	175	39Del Per	3.0100	19400.	73	14583	No
407	GOM_NL__2PRFIN20041213_210603_000000372032_00501_14583_7744.N1	13-DEC-2004 21:06:03	Bright	36.500	160	23Gam Per	2.9300	4700.0	73	14583	No
408	GOM_NL__2PRFIN20041213_210909_000000382032_00501_14583_7745.N1	13-DEC-2004 21:09:09	Bright	37.500	110	37Del Cas	2.6780	8900.0	75	14583	No
409	GOM_NL__2PRFIN20041213_211602_000000372032_00501_14583_7746.N1	13-DEC-2004 21:16:02	Bright	37.000	49	1Alp UMi	1.9900	6300.0	74	14583	No
410	GOM_NL__2PRFIN20041213_212046_000000382032_00501_14583_7747.N1	13-DEC-2004 21:20:46	Bright	38.000	60	7Bet UMi	2.0810	3950.0	76	14583	No
411	GOM_NL__2PRFIN20041213_212250_000000512032_00501_14583_7748.N1	13-DEC-2004 21:22:50	Bright	50.500	82	48Bet UMa	2.3650	10600.	101	14583	No
412	GOM_NL__2PRFIN20041213_212528_000000442032_00501_14583_7749.N1	13-DEC-2004 21:25:28	Bright	44.000	32	77Eps UMa	1.7630	11000.	88	14583	No
413	GOM_NL__2PRFIN20041213_212759_000000412032_00501_14583_7750.N1	13-DEC-2004 21:27:59	Bright	41.000	39	85Eta UMa	1.8540	24000.	82	14583	No
414	GOM_NL__2PRFIN20041213_213116_000000372032_00501_14583_7751.N1	13-DEC-2004 21:31:16	Bright	37.000	180	27Gam Boo	3.0400	8000.0	74	14583	No
415	GOM_NL__2PRFIN20041213_213426_000000382032_00501_14583_7752.N1	13-DEC-2004 21:34:26	Bright	37.500	83		2.3780	11000.	75	14583	No
416	GOM_NL__2PRFIN20041213_213742_000000422032_00501_14583_7753.N1	13-DEC-2004 21:37:42	Bright	42.000	111	8Eta Boo	2.6800	6000.0	84	14583	No
417	GOM_NL__2PRFIN20041213_214129_000000542032_00501_14583_7754.N1	13-DEC-2004 21:41:29	Bright	54.000	138	47Eps Vir	2.8280	4700.0	108	14583	No
418	GOM_NL__2PRFIN20041213_214421_000001012032_00501_14583_7755.N1	13-DEC-2004 21:44:21	Tw_i_and_stray	100.50	62	94Bet Leo	2.1360	9700.0	201	14583	No
419	GOM_NL__2PRFIN20041213_214728_000000542032_00501_14583_7756.N1	13-DEC-2004 21:47:28	Tw_i_and_stray	53.500	15	67Alp Vir	0.97600	28000.	107	14583	No
420	GOM_NL__2PRFIN20041213_215058_000000462032_00501_14583_7757.N1	13-DEC-2004 21:50:58	Twilight	45.500	169	46Gam Hya	2.9910	4700.0	91	14583	No
421	GOM_NL__2PRFIN20041213_215246_000000462032_00501_14583_7758.N1	13-DEC-2004 21:52:46	Twilight	46.000	54	5The Cen	2.0550	4500.0	92	14583	No
422	GOM_NL__2PRFIN20041213_215500_000000402032_00501_14583_7759.N1	13-DEC-2004 21:55:00	Dark	40.000	78	Alp Lup	2.3040	28000.	80	14583	No
423	GOM_NL__2PRFIN20041213_215837_000000492032_00501_14583_7760.N1	13-DEC-2004 21:58:37	Dark	49.000	4	Alp1Cen	-0.010000	5800.0	98	14583	No
424	GOM_NL__2PRFIN20041213_220017_000000402033_00001_14584_8539.N1	13-DEC-2004 22:00:17	Dark	40.000	20	Bet Cru	1.2530	30000.	80	14584	No
425	GOM_NL__2PRFIN20041213_220126_000000472033_00001_14584_8540.N1	13-DEC-2004 22:01:26	Dark	46.500	12	Alp1Cru	0.77500	30000.	93	14584	No
426	GOM_NL__2PRFIN20041213_220704_000000412033_00001_14584_8541.N1	13-DEC-2004 22:07:04	Dark	41.000	29	Bet Car	1.6720	10200.	82	14584	No
427	GOM_NL__2PRFIN20041213_220930_000000482033_00001_14584_8542.N1	13-DEC-2004 22:09:30	Dark	47.500	41	Eps Car	1.8600	4100.0	95	14584	No
428	GOM_NL__2PRFIN20041213_221213_000000522033_00001_14584_8543.N1	13-DEC-2004 22:12:13	Dark	52.000	34	Gam2Vel	1.7930	23000.	104	14584	No
429	GOM_NL__2PRFIN20041213_221430_000000522033_00001_14584_8544.N1	13-DEC-2004 22:14:30	Dark	52.000	2	Alp Car	-0.73600	7000.0	104	14584	No
430	GOM_NL__2PRFIN20041213_221709_000000562033_00001_14584_8545.N1	13-DEC-2004 22:17:09	Dark	56.000	117	Pi Pup	2.7060	3800.0	112	14584	No
431	GOM_NL__2PRFIN20041213_222026_000000602033_00001_14584_8546.N1	13-DEC-2004 22:20:26	Straylight	60.000	23	21Eps CMa	1.5020	26000.	120	14584	No
432	GOM_NL__2PRFIN20041213_222219_000000592033_00001_14584_8547.N1	13-DEC-2004 22:22:19	Straylight	59.000	179	24Omi2CMa	3.0320	24000.	118	14584	No
433	GOM_NL__2PRFIN20041213_222527_000000722033_00001_14584_8548.N1	13-DEC-2004 22:25:27	Straylight	72.000	1	9Alp CMa	-1.4400	11000.	144	14584	No
434	GOM_NL__2PRFIN20041213_222844_000000532033_00001_14584_8549.N1	13-DEC-2004 22:28:44	Straylight	53.000	7	19Bet Ori	0.10000	14000.	106	14584	No
435	GOM_NL__2PRFIN20041213_223102_000000552033_00001_14584_8550.N1	13-DEC-2004 22:31:02	Straylight	54.500	30	46Eps Ori	1.6940	30000.	109	14584	No
436	GOM_NL__2PRFIN20041213_223419_000000692033_00001_14584_8551.N1	13-DEC-2004 22:34:19	Tw_i_and_stray	69.000	14	58Alp Ori	0.87000	3000.0	138	14584	No
437	GOM_NL__2PRFIN20041213_223608_000000492033_00001_14584_8552.N1	13-DEC-2004 22:36:08	Tw_i_and_stray	49.000	13	87Alp Tau	0.86700	3800.0	98	14584	No
438	GOM_NL__2PRFIN20041213_223816_000000382033_00001_14584_8553.N1	13-DEC-2004 22:38:16	Bright	38.000	146	25Eta Tau	2.8730	15200.	76	14584	No
439	GOM_NL__2PRFIN20041213_224026_000000382033_00001_14584_8554.N1	13-DEC-2004 22:40:26	Bright	38.000	150	44Zet Per	2.8900	28000.	76	14584	No
440	GOM_NL__2PRFIN20041213_224245_000000372033_00001_14584_8555.N1	13-DEC-2004 22:42:45	Bright	36.500	149	45Eps Per	2.8880	30000.	73	14584	No
441	GOM_NL__2PRFIN20041213_224456_000000362033_00001_14584_8556.N1	13-DEC-2004 22:44:56	Bright	36.000	175	39Del Per	3.0100	19400.	72	14584	No
442	GOM_NL__2PRFIN20041213_224638_000000372033_00001_14584_8557.N1	13-DEC-2004 22:46:38	Bright	37.000	160	23Gam Per	2.9300	4700.0	74	14584	No
443	GOM_NL__2PRFIN20041213_224945_000000382033_00001_14584_8558.N1	13-DEC-2004 22:49:45	Bright	38.000	110	37Del Cas	2.6780	8900.0	76	14584	No
444	GOM_NL__2PRFIN20041213_225638_000000382033_00001_14584_8559.N1	13-DEC-2004 22:56:38	Bright	37.500	49	1Alp UMi	1.9900	6300.0	75	14584	No
445	GOM_NL__2PRFIN20041213_230121_000000402033_00001_14584_8560.N1	13-DEC-2004 23:01:21	Bright	40.000	60	7Bet UMi	2.0810	3950.0	80	14584	No
446	GOM_NL__2PRFIN20041213_230326_000000512033_00001_14584_8561.N1	13-DEC-2004 23:03:26	Bright	51.000	82	48Bet UMa	2.3650	10600.	102	14584	No
447	GOM_NL__2PRFIN20041213_230604_000000432033_00001_14584_8562.N1	13-DEC-2004 23:06:04	Bright	43.000	32	77Eps UMa	1.7630	11000.	86	14584	No
448	GOM_NL__2PRFIN20041213_230835_000000422033_00001_14584_8563.N1	13-DEC-2004 23:08:35	Bright	42.000	39	85Eta UMa	1.8540	24000.	84	14584	No
449	GOM_NL__2PRFIN20041213_231152_000000382033_00001_14584_8564.N1	13-DEC-2004 23:11:52	Bright	38.000	180	27Gam Boo	3.0400	8000.0	76	14584	No
450	GOM_NL__2PRFIN20041213_231501_000000392033_00001_14584_8565.N1	13-DEC-2004 23:15:01	Bright	38.500	83		2.3780	11000.	77	14584	No
451	GOM_NL__2PRFIN20041213_231818_000000412033_00001_14584_8566.N1	13-DEC-2004 23:18:18	Bright	40.500	111	8Eta Boo	2.6800	6000.0	81	14584	No
452	GOM_NL__2PRFIN20041213_232208_000000512033_00001_14584_8567.N1	13-DEC-2004 23:22:08	Bright	51.000	138	47Eps Vir	2.8280	4700.0	102	14584	No
453	GOM_NL__2PRFIN20041213_232458_000000992033_00001_14584_8568.N1	13-DEC-2004 23:24:58	Tw_i_and_stray	99.000	62	94Bet Leo	2.1360	9700.0	198	14584	No
454	GOM_NL__2PRFIN20041213_232804_000000532033_00001_14584_8569.N1	13-DEC-2004 23:28:04	Tw_i_and_stray	53.000	15	67Alp Vir	0.97600	28000.	106	14584	No
455	GOM_NL__2PRFIN20041213_233133_000000482033_00001_14584_8570.N1	13-DEC-2004 23:31:33	Twilight	47.500	169	46Gam Hya	2.9910	4700.0	95	14584	No

456	GOM_NL__2PRFIN20041213_233322_000000452033_00001_14584_8571.N1	13-DEC-2004 23:33:22	Twilight	45.000	54	5The Cen	2.0550	4500.0	90	14584	No
457	GOM_NL__2PRFIN20041213_233535_000000422033_00001_14584_8572.N1	13-DEC-2004 23:35:35	Dark	42.000	78	Alp Lup	2.3040	28000.	84	14584	No
458	GOM_NL__2PRFIN20041213_233912_000000462033_00001_14584_8573.N1	13-DEC-2004 23:39:12	Dark	46.000	4	Alp1Cen	-0.010000	5800.0	92	14584	No
459	GOM_NL__2PRFIN20041213_234052_000000502033_00002_14585_8540.N1	13-DEC-2004 23:40:52	Dark	50.000	20	Bet Cru	1.2530	30000.	100	14585	No
460	GOM_NL__2PRFIN20041213_234256_000000402033_00002_14585_8541.N1	13-DEC-2004 23:42:56	Dark	39.500	112	Alp Mus	2.6880	26000.	79	14585	No
461	GOM_NL__2PRFIN20041213_234738_000000432033_00002_14585_8542.N1	13-DEC-2004 23:47:38	Dark	42.500	29	Bet Car	1.6720	10200.	85	14585	No
462	GOM_NL__2PRFIN20041213_235009_000000442033_00002_14585_8543.N1	13-DEC-2004 23:50:09	Dark	43.500	41	Eps Car	1.8600	4100.0	87	14585	No
463	GOM_NL__2PRFIN20041213_235248_000000532033_00002_14585_8544.N1	13-DEC-2004 23:52:48	Dark	53.000	34	Gam2Vel	1.7930	23000.	106	14585	No
464	GOM_NL__2PRFIN20041213_235506_000000552033_00002_14585_8545.N1	13-DEC-2004 23:55:06	Dark	55.000	2	Alp Car	-0.73600	7000.0	110	14585	No
465	GOM_NL__2PRFIN20041213_235746_000000562033_00002_14585_8546.N1	13-DEC-2004 23:57:46	Dark	56.000	117	Pi Pup	2.7060	3800.0	112	14585	No

### 3. Quality information per product

In this section it is plotted some information contained in the Quality Summary data set of the level 2 products. Only products in dark limb conditions and without errors (error flag in the MPH set to "0") are used.

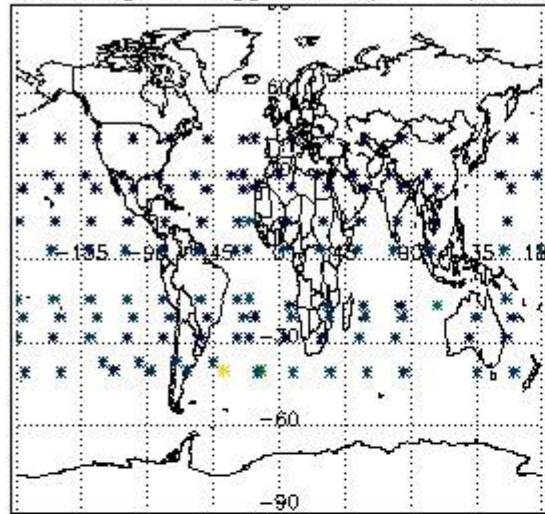
#### 3.1 Plot quality information per product (time dependant)



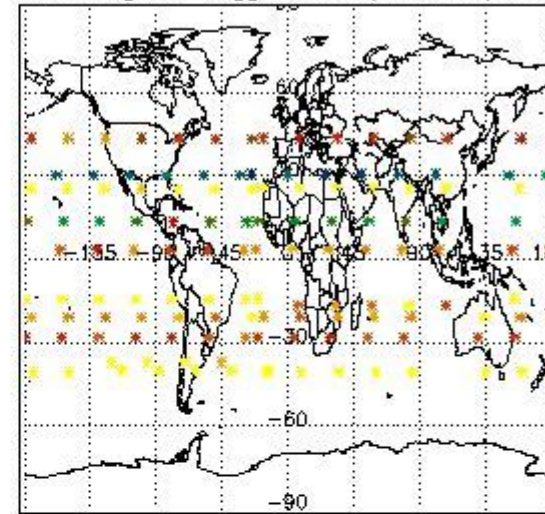
#### 3.2 Plot quality information per product (world map)



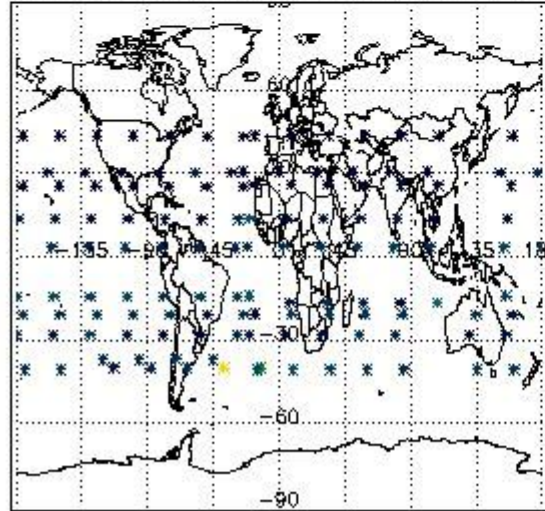
Percentage of flagged data per O3 profile



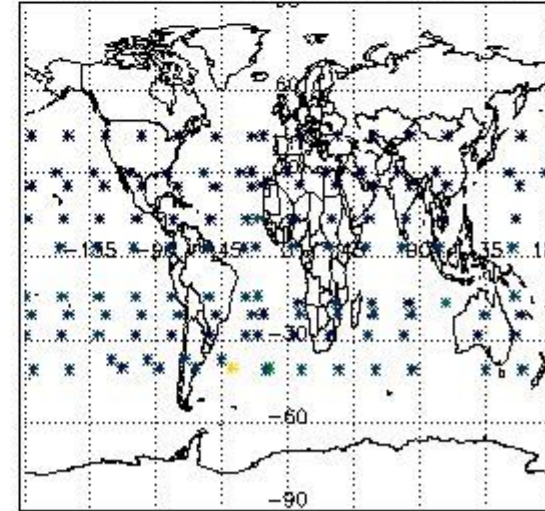
Percentage of flagged data per H2O profile



Percentage of flagged data per NO2 profile



Percentage of flagged data per NO3 profile

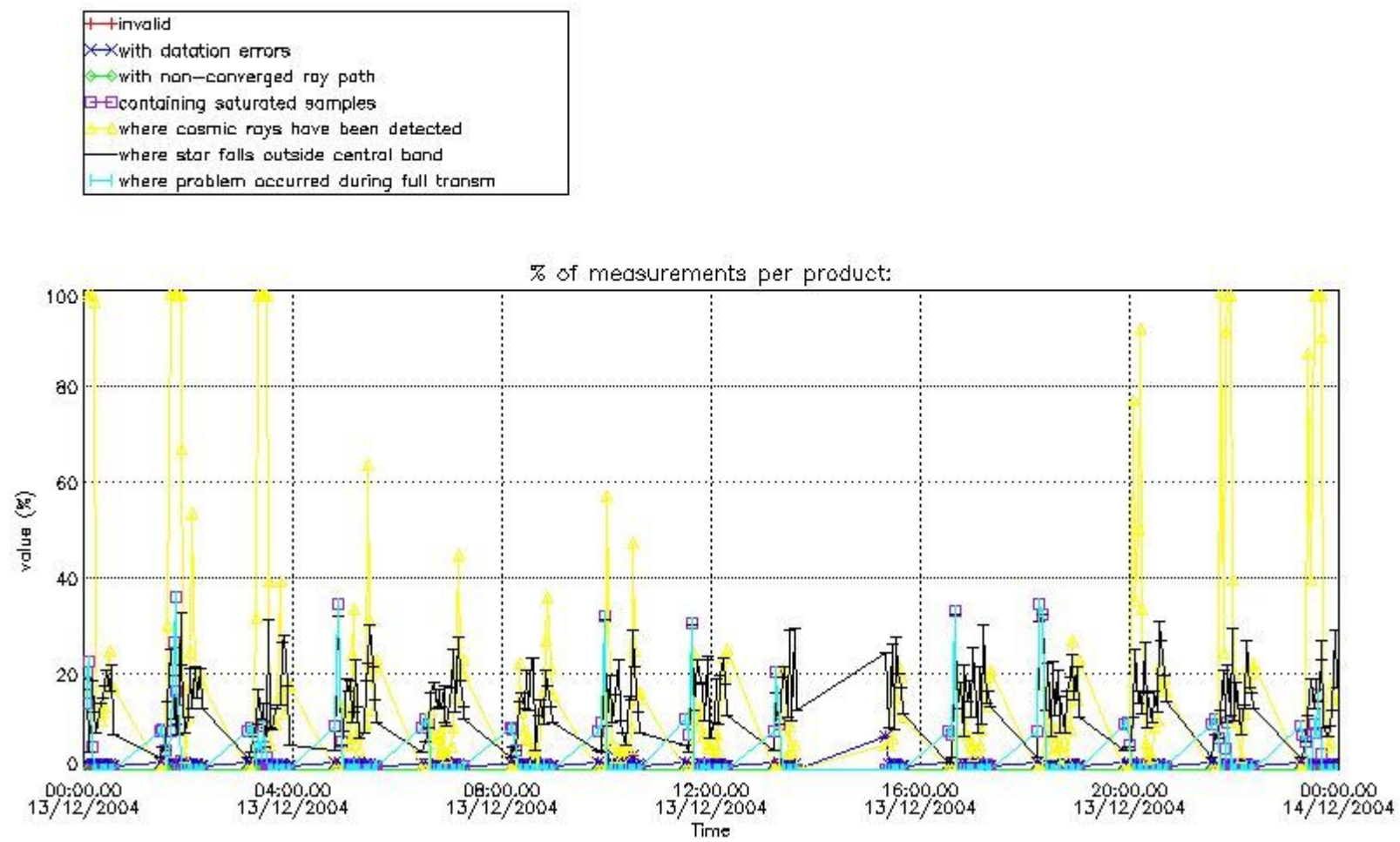


#### 4. Level 1 quality information per product

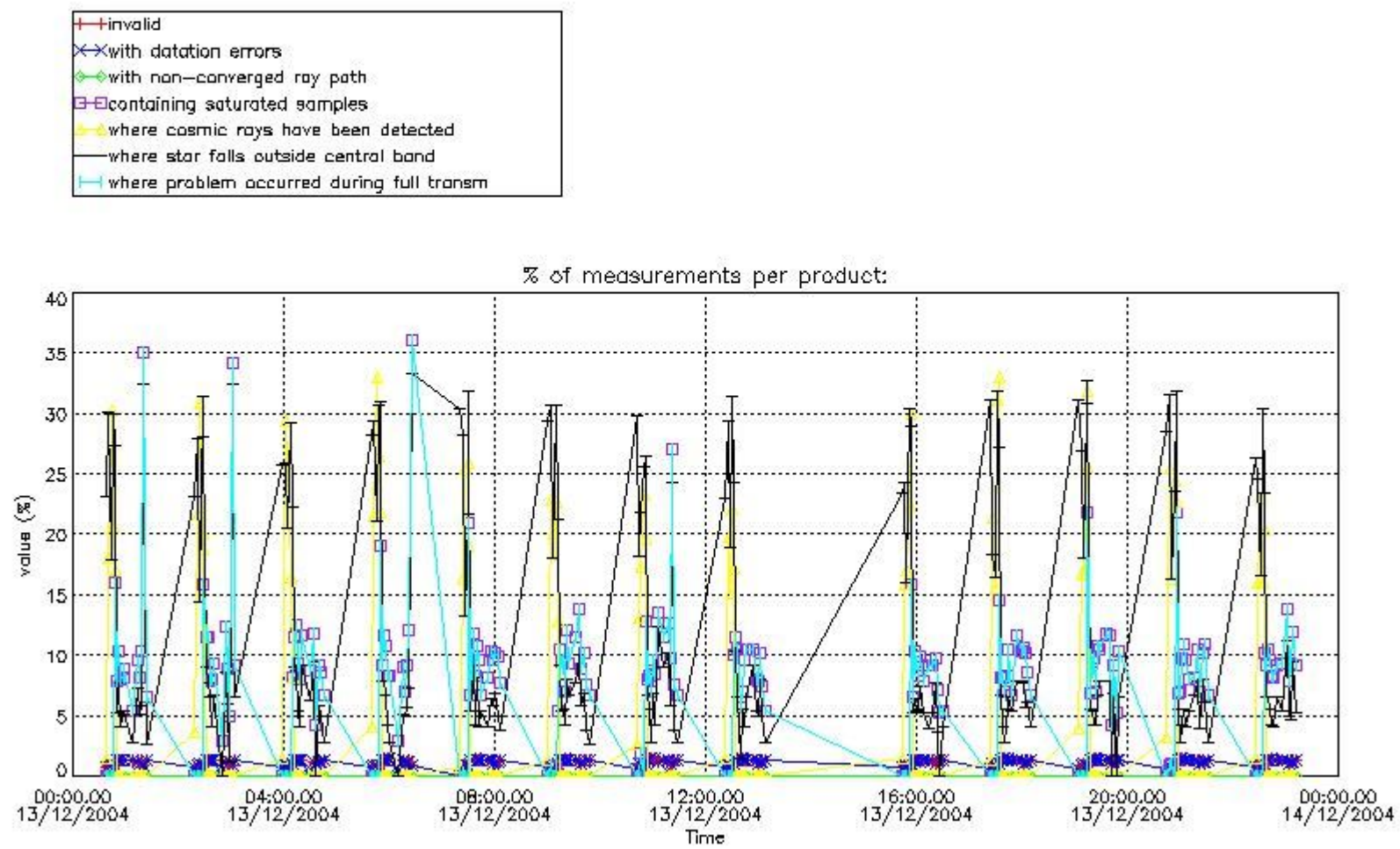
In this section it is plotted some information contained in the Quality Summary data set of the level 2 products that comes from the level 1b processing. Products without errors (error flag in the MPH set to "0") are used.

##### 4.1 Plot quality information per product (time dependant) coming from level 1b processing

###### 4.1.1 Plot level 1 quality information per product (time dependant): ENVISAT ASCENDING passes



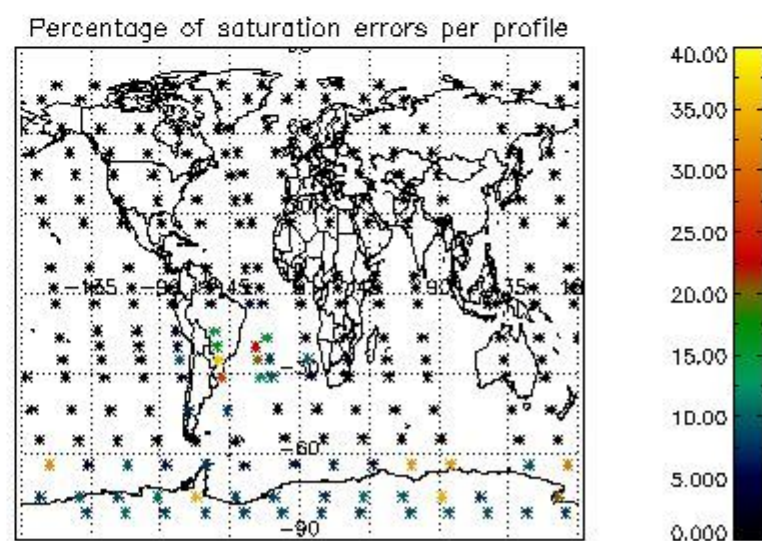
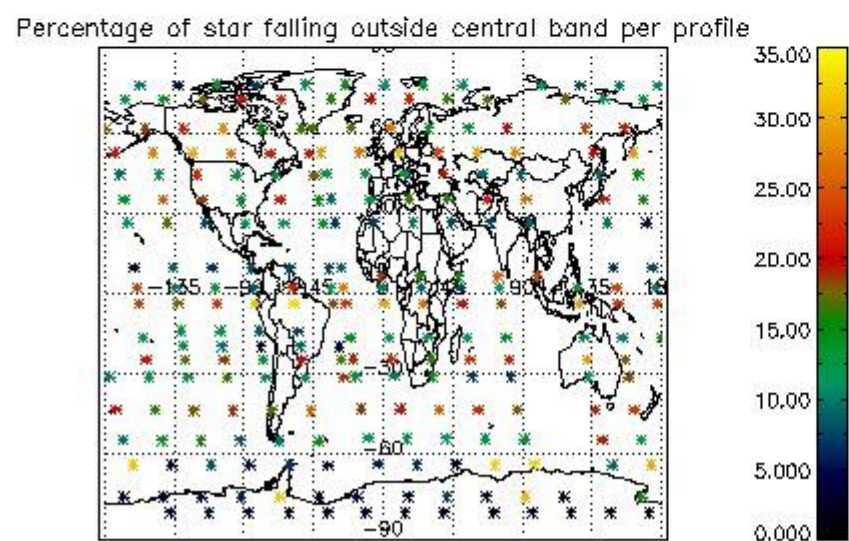
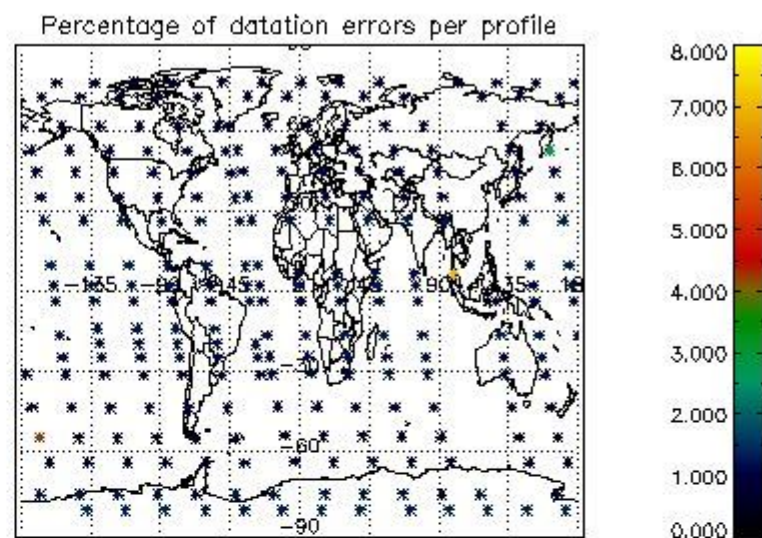
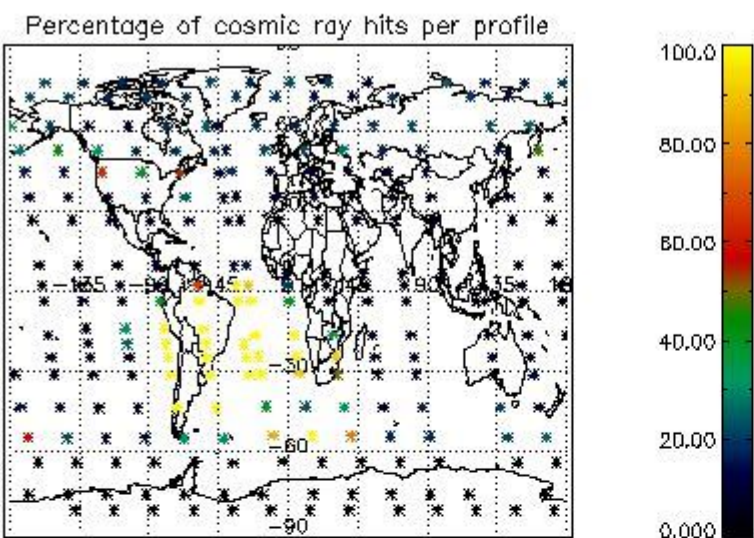
4.1.2 Plot level 1 quality information per product (time dependant): ENVI SAT DESCENDING passes



4.2 Plot quality information per product coming from level 1b processing (world map)

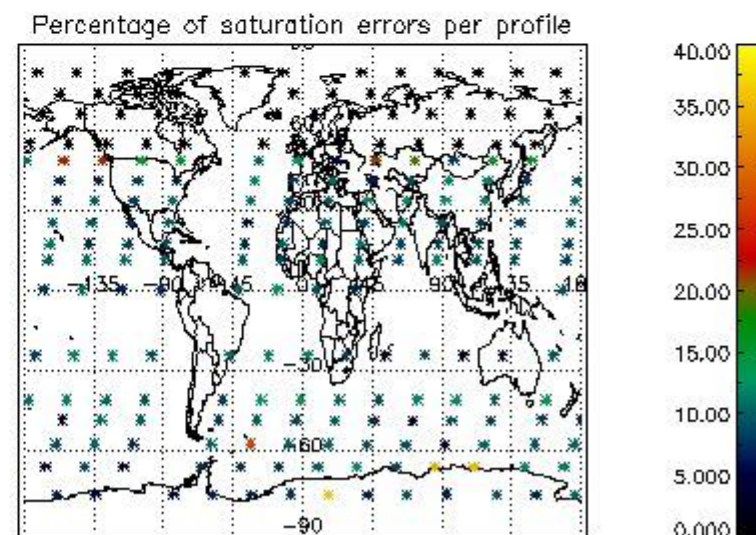
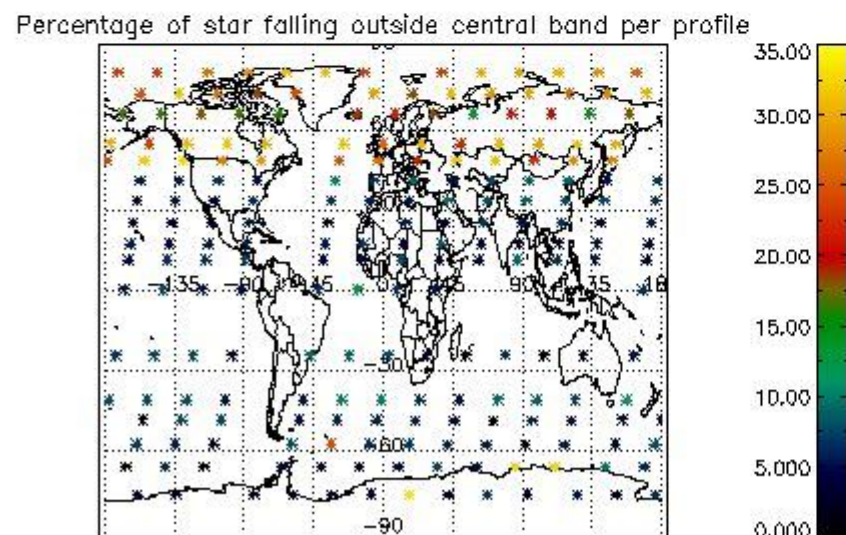
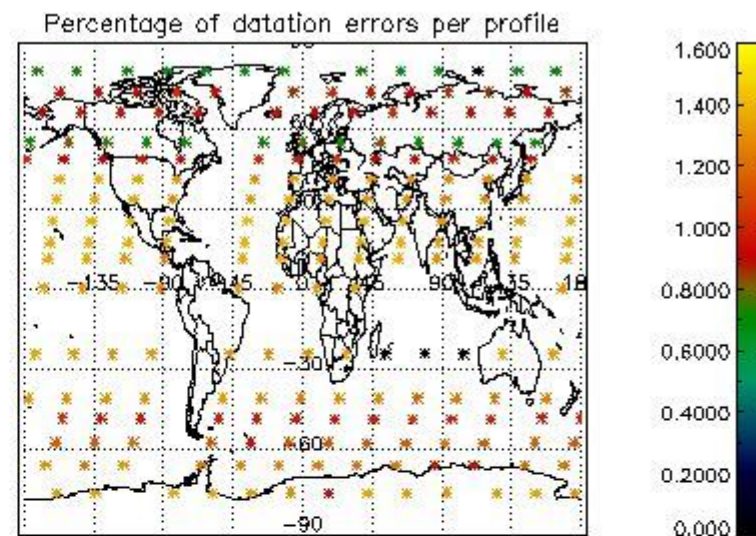
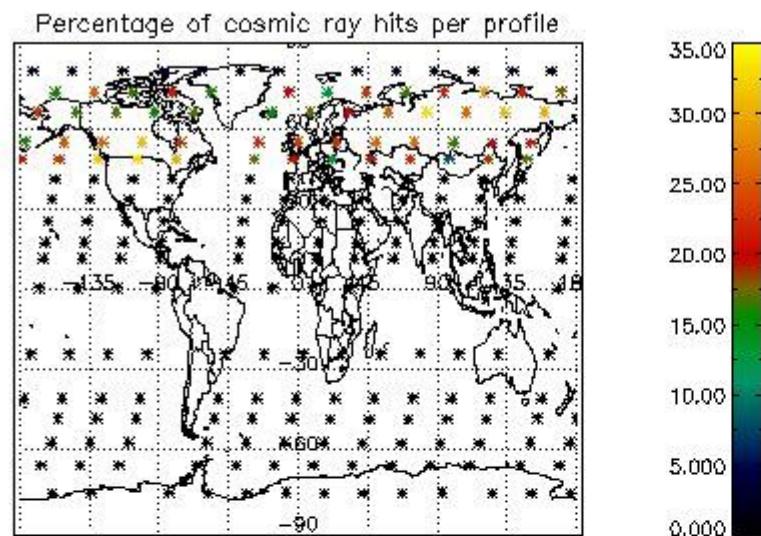
4.2.1 Plot level 1 quality information per product (world map): ENVISAT ASCENDING passes





4.2.2 Plot level 1 quality information per product (world map): ENVISAT DESCENDING passes





## 5. Trace gas profiles

### 5.1 Ozone statistics based on quality of products

The final quality of the products can be "measured" using the STD (Standard Deviation) attached to every point profile. This information is written to the parameter GOM\_NL\_\_2P/NL\_LOCAL\_SPECIES\_DENSITY/o3\_std of the level 2 products. The table below shows the statistics for given STD ranges.

The statistics are given with respect to the overall valid production:

- Products without fatal errors: GOM\_NL\_\_2P/MPH/PRODUCT\_ERR=0
- Valid point profile: GOM\_NL\_\_2P/NL\_LOCAL\_SPECIES\_DENSITY/pcd(0)=0

The 'Criteria' is applied to valid points of dark limb products:

- Products in dark limb illumination condition: GOM\_NL\_\_2P/NL\_SUMMARY\_QUALITY/obs\_ill\_cond=0
- Products without fatal errors: GOM\_NL\_\_2P/MPH/PRODUCT\_ERR=0
- Valid point profile: GOM\_NL\_\_2P/NL\_LOCAL\_SPECIES\_DENSITY/pcd(0)=0

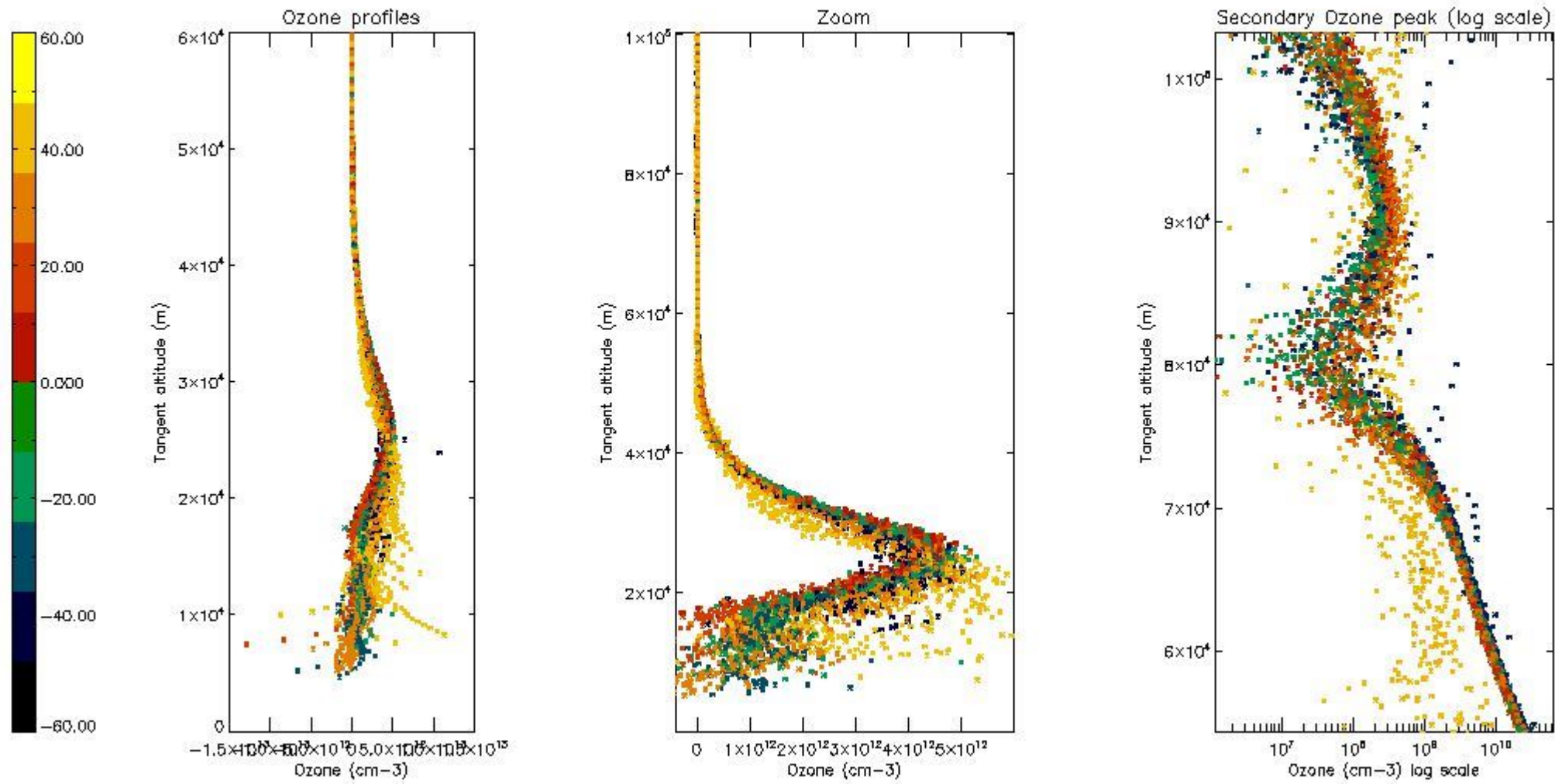
So, the table below shows the percentage of dark limb and valid observations for each criteria with respect to the overall valid daily observations.

Criteria	% of total production
All STD	27
STD < 20	16

STD < 10	13
STD < 5	10

5.2 Plot ozone profiles for all STD (dark without errors)

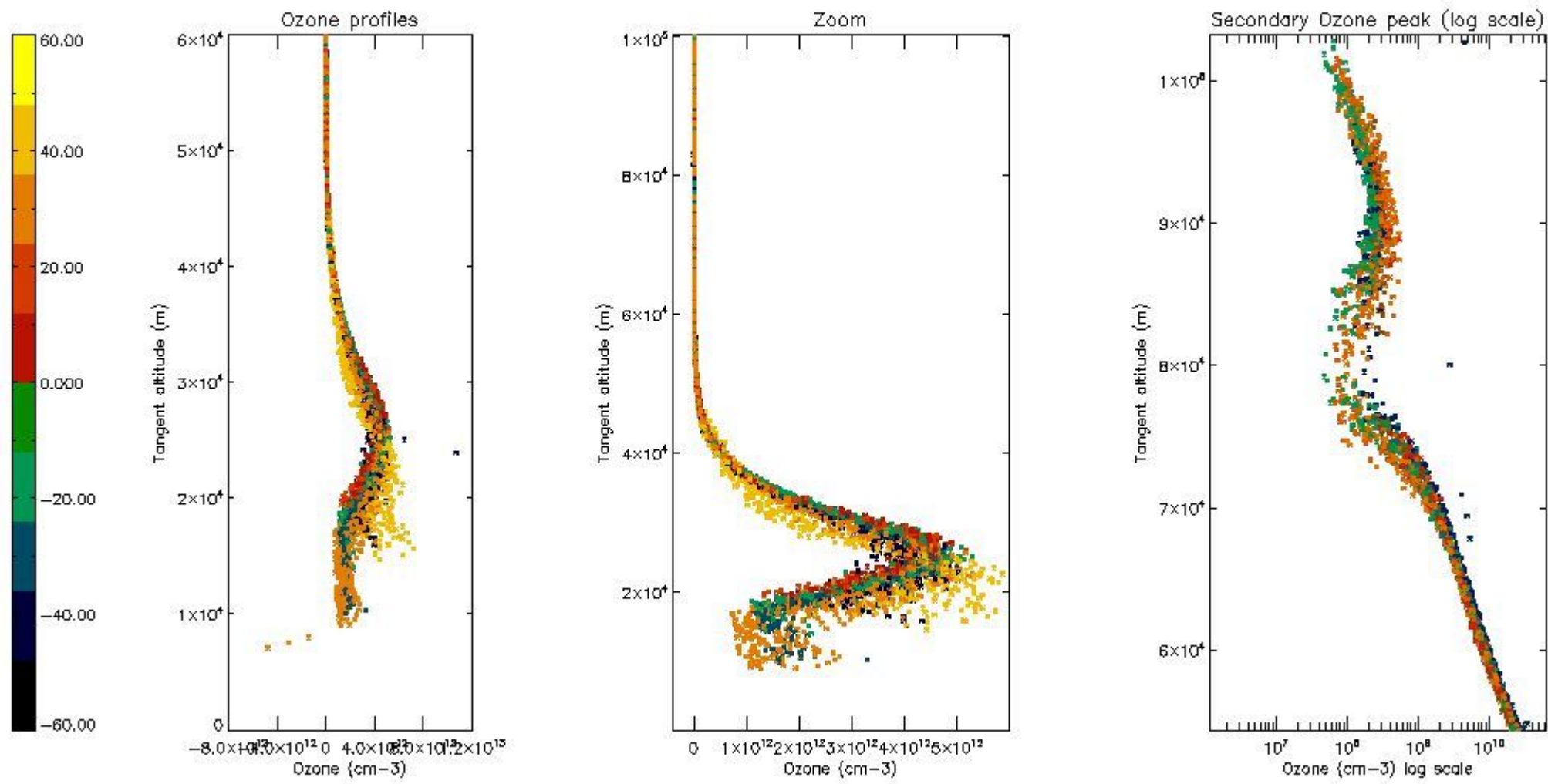
The colorbar represents the latitude.



5.3 Plot ozone profiles where STD < 20% (dark without errors)

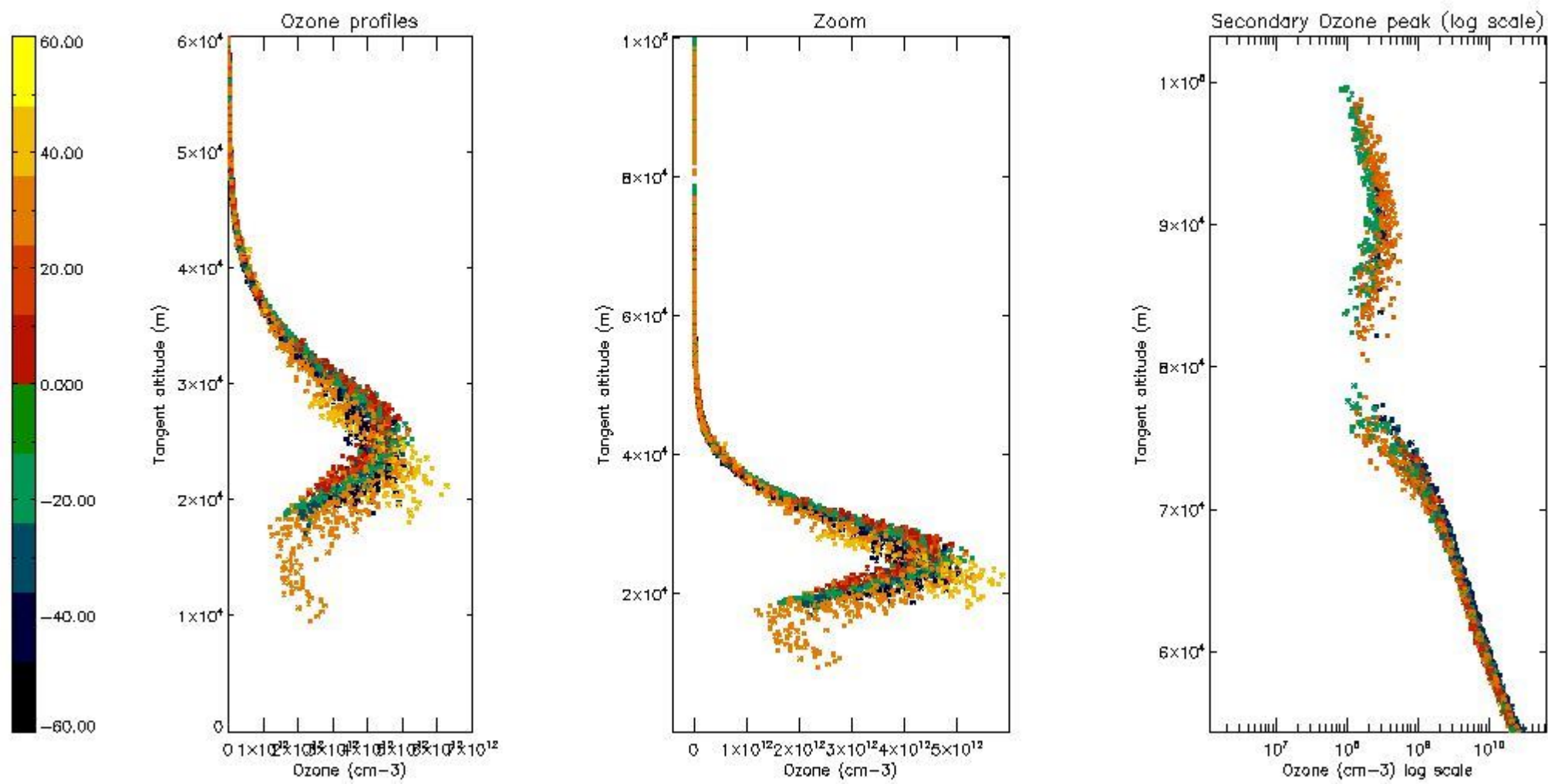
The colorbar represents the latitude.





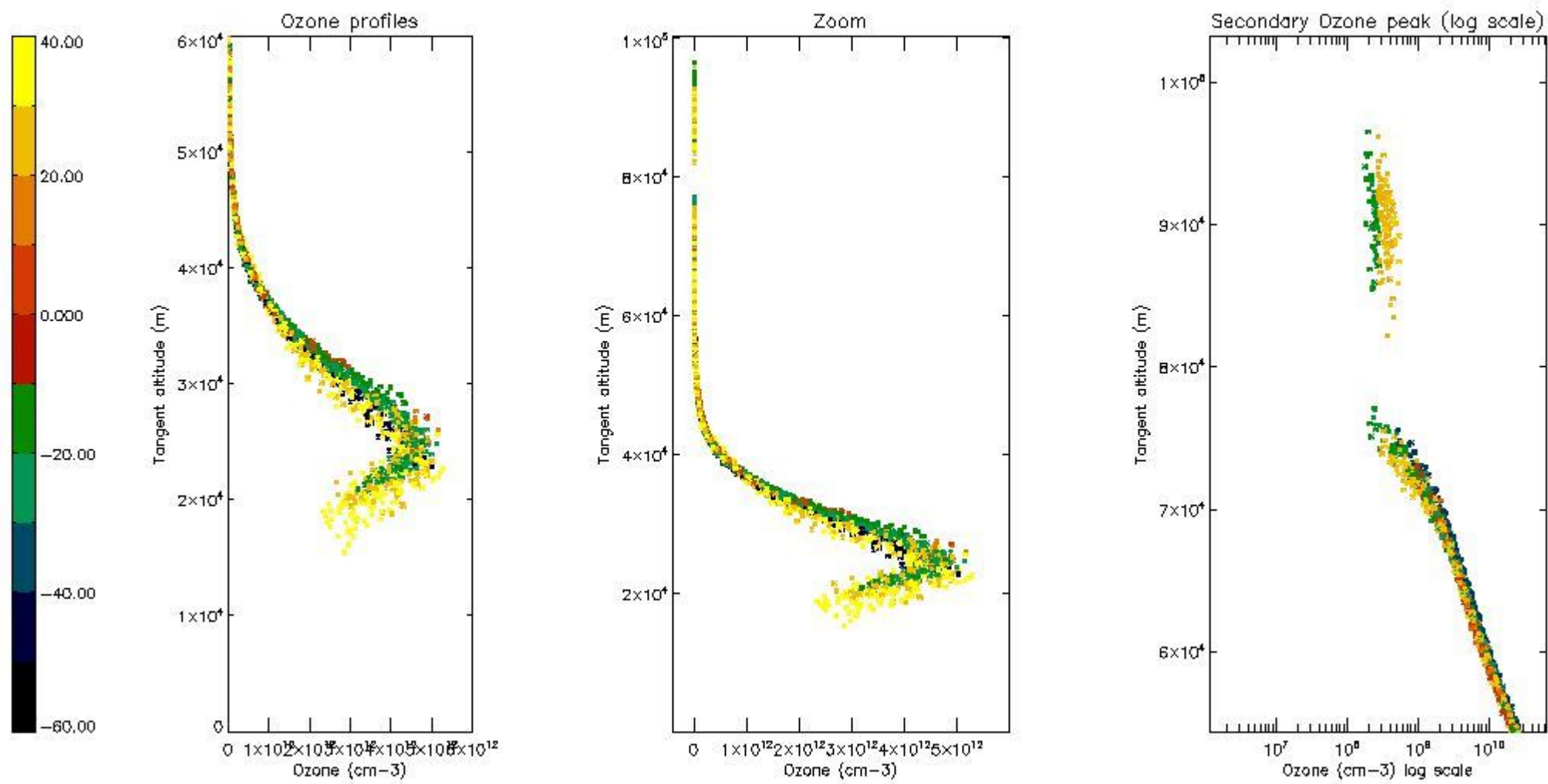
*5.4 Plot ozone profiles where STD < 10% (dark without errors)*

The colorbar represents the latitude.



*5.5 Plot ozone profiles where STD < 5% (dark without errors)*

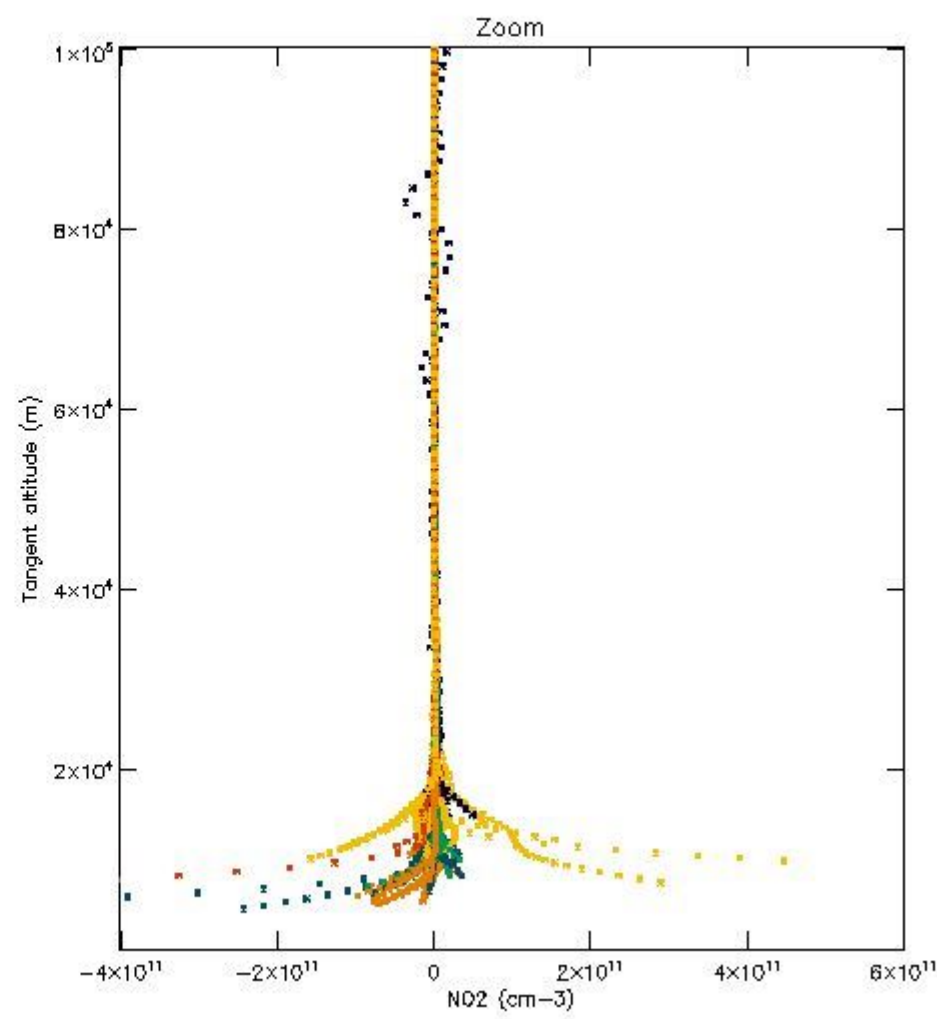
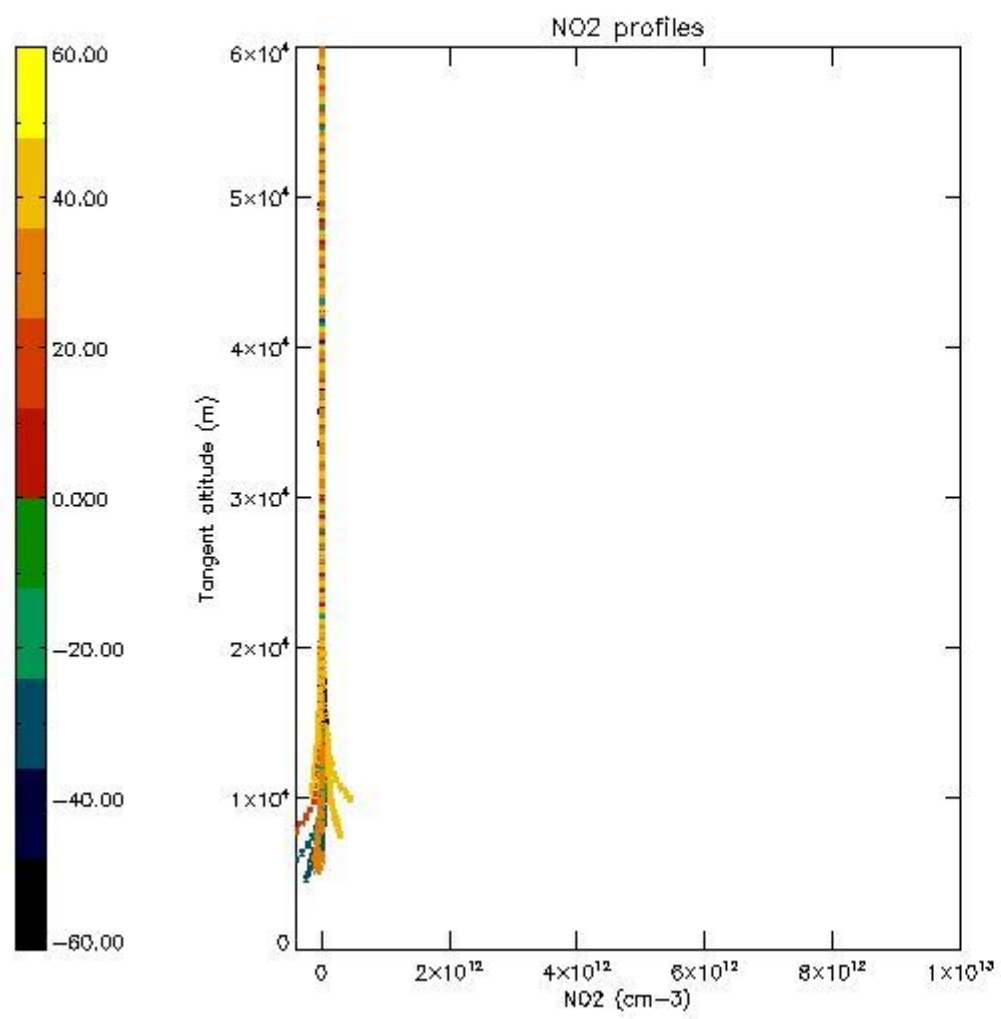
The colorbar represents the latitude.



*5.6 Plot NO<sub>2</sub> profiles for all STD (dark without errors)*

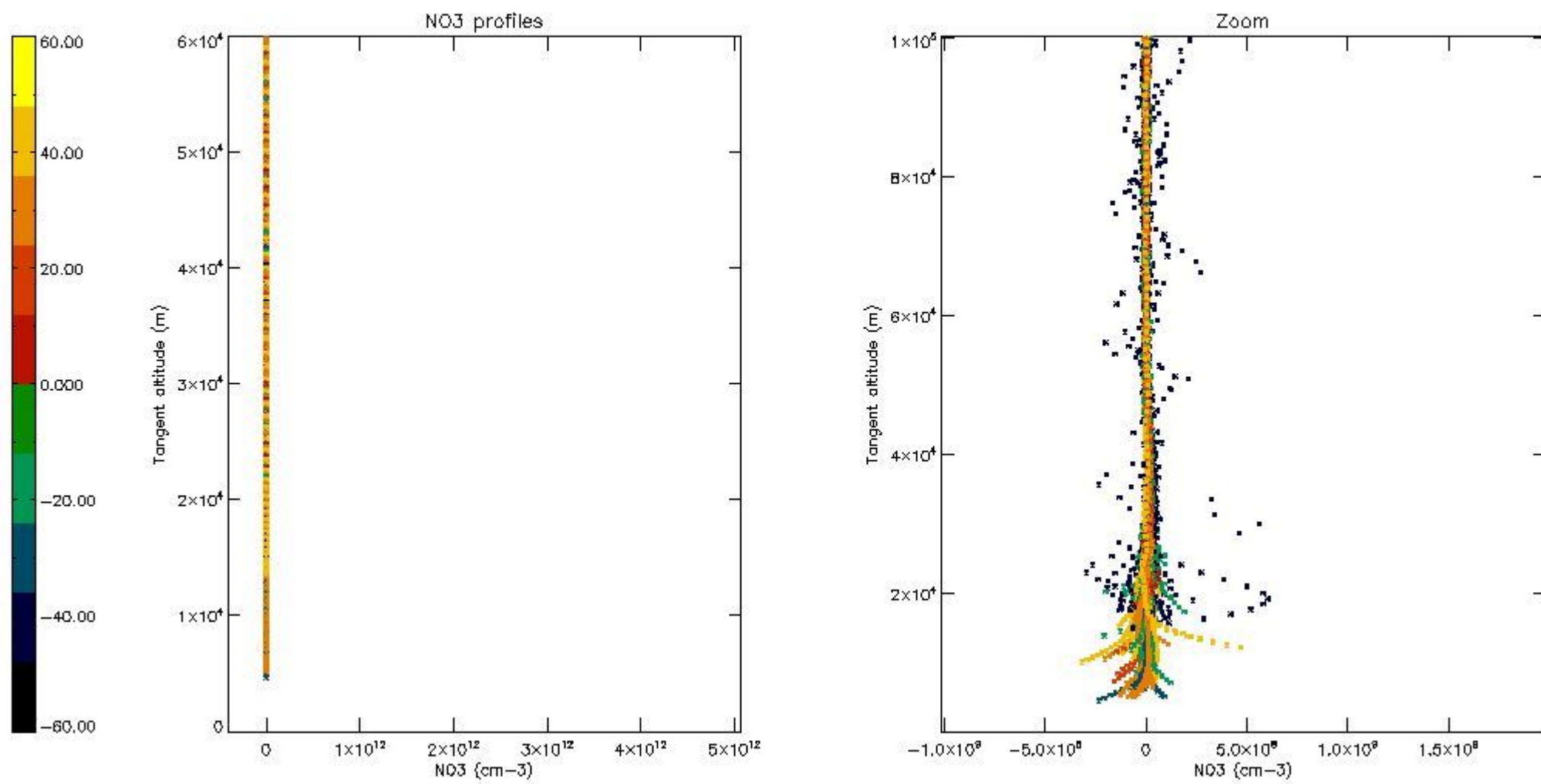
The colorbar represents the latitude.





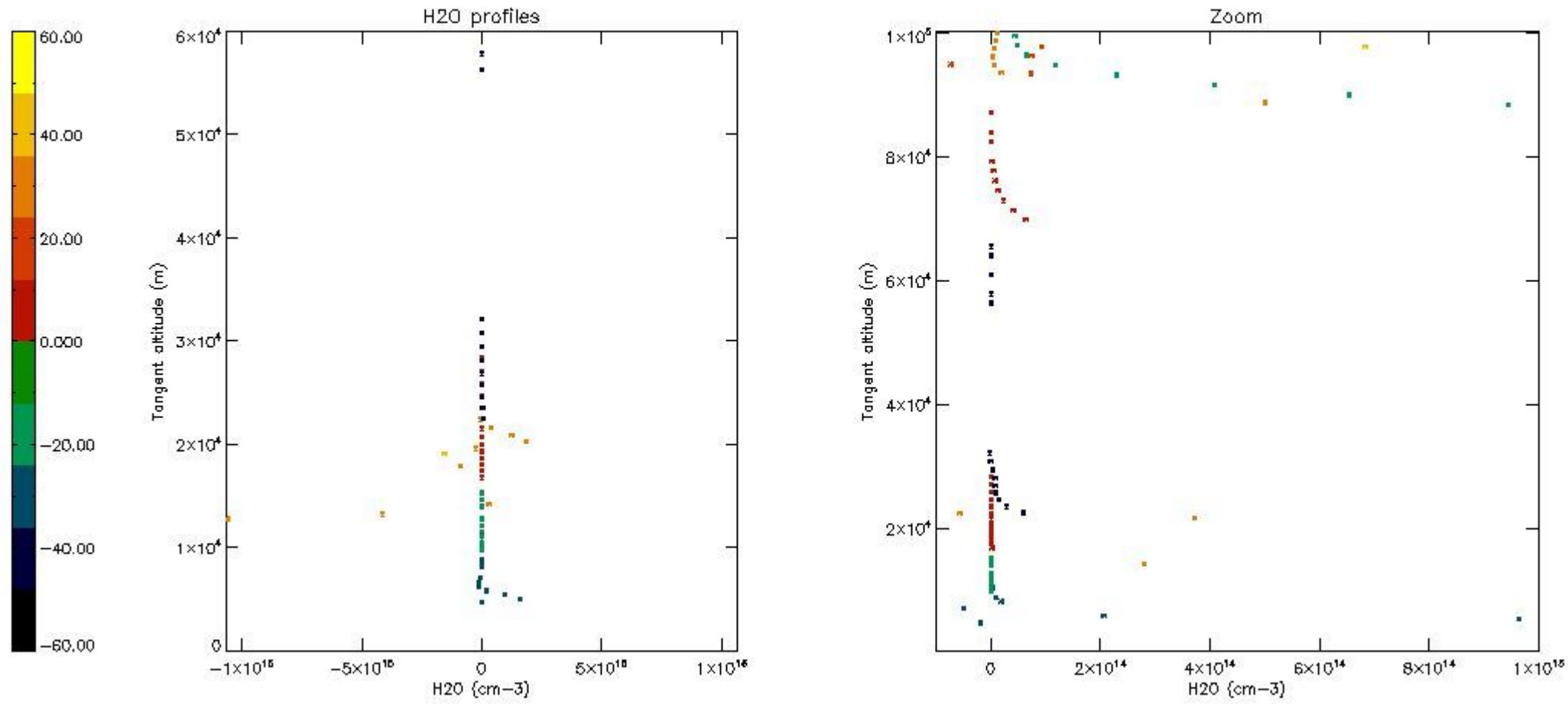
*5.7 Plot NO3 profiles for all STD (dark without errors)*

The colorbar represents the latitude.



*5.8 Plot H2O profiles for all STD (only for occultations of stars 1,2,3,4,13,14,16,26,63 dark without errors)*

The colorbar represents the latitude.

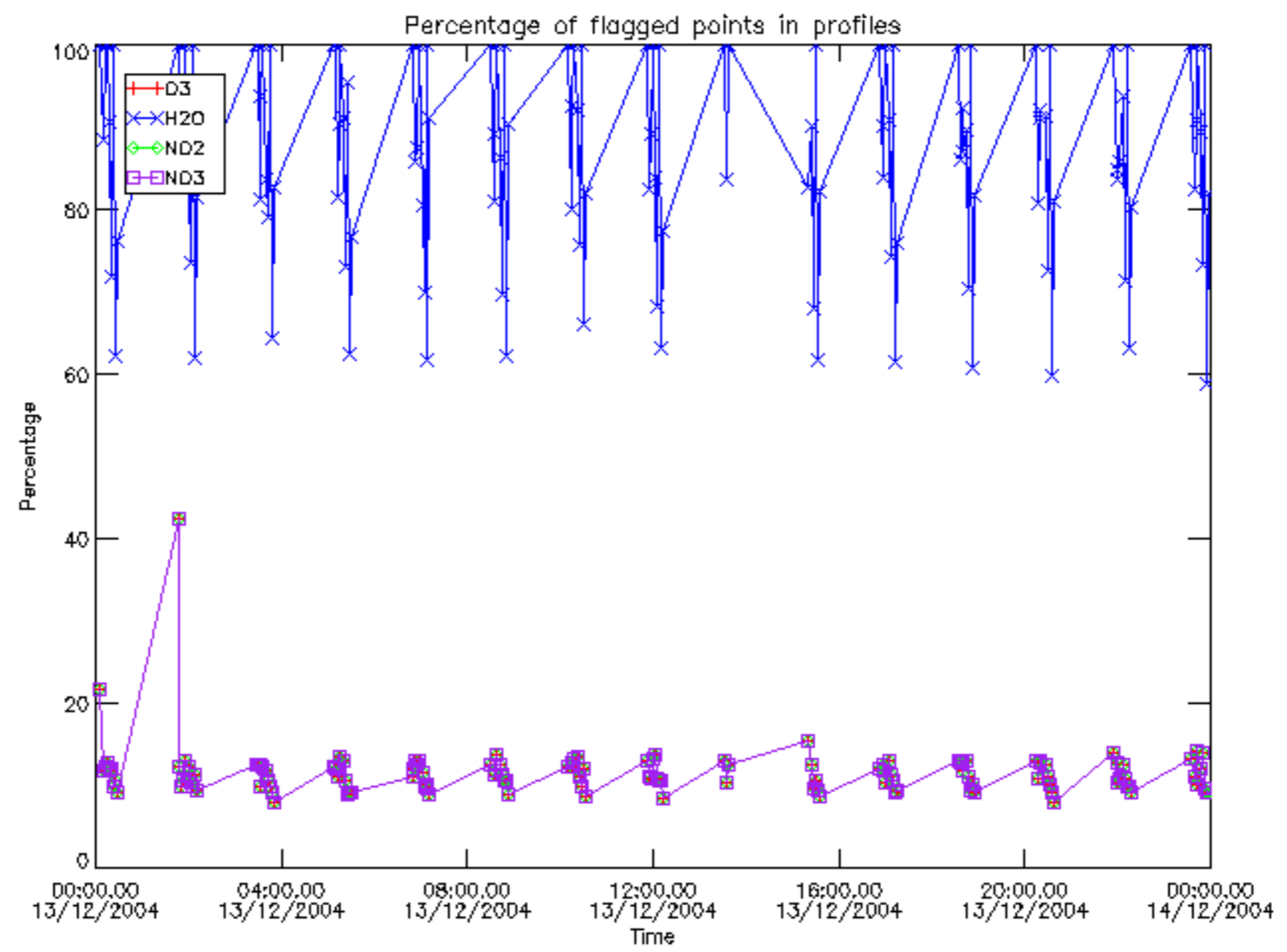


## 6. Auxiliary Data Files used for the production reported in section 2

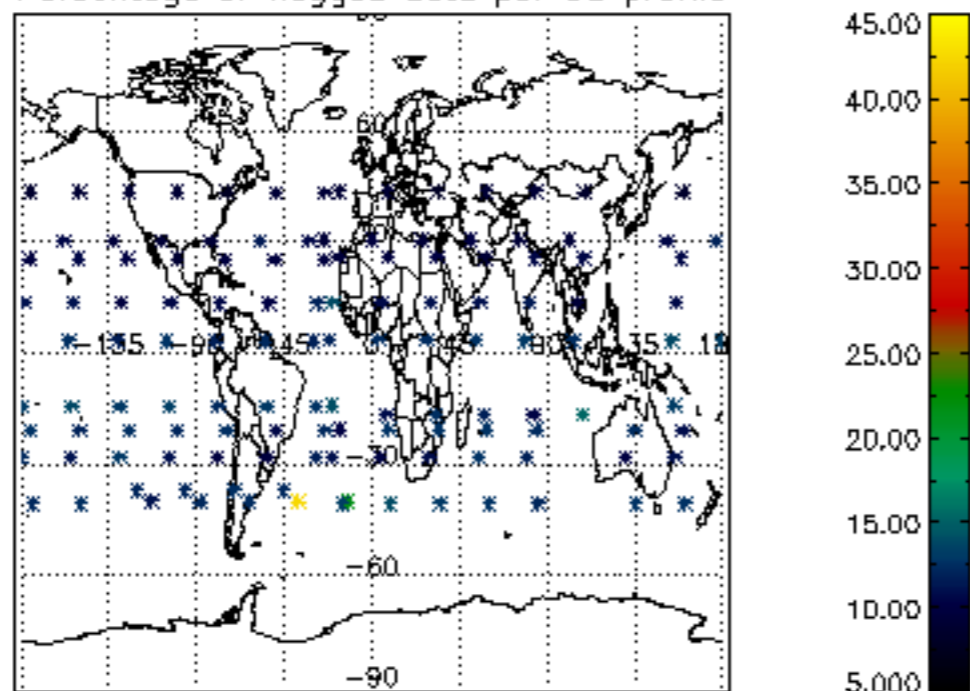
The number reported in the third column indicates since which file (see list in section 2) the corresponding auxiliary file has been used. The fourth column is the date of those product files.

Type	Auxiliary Filename	Used since product	Used since product date
INST_PHYS_CHARACTERISTICS	GOM_INS_AXVIEC20091111_143220_20030716_120000_20500101_000000	1	13-DEC-2004 00:03:01
LEVEL-2_PROC_CONFIG	GOM_PR2_AXVIEC20091111_152718_20020301_000000_20500101_000000	1	13-DEC-2004 00:03:01
CROSS_SECTIONS_FILE	GOM_CRS_AXVIEC20091111_154832_20020301_000000_20500101_000000	1	13-DEC-2004 00:03:01

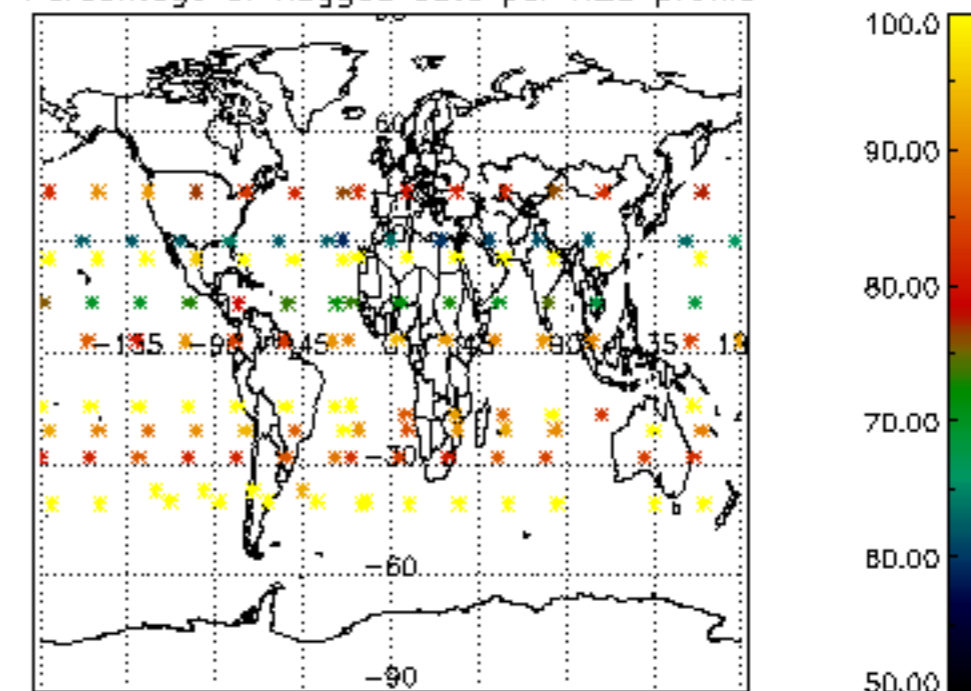




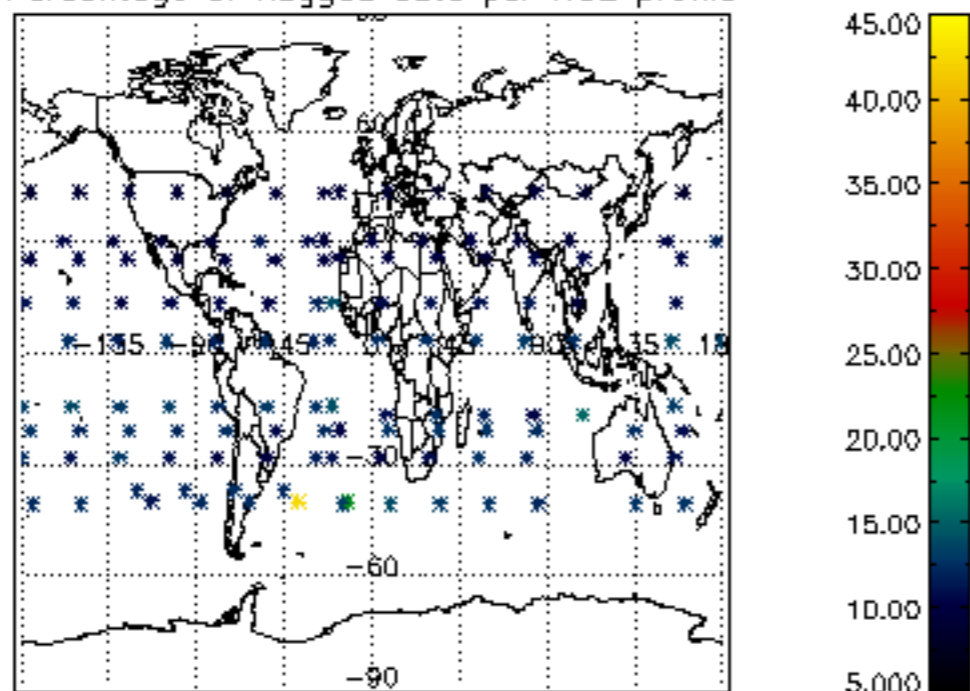
Percentage of flagged data per D3 profile



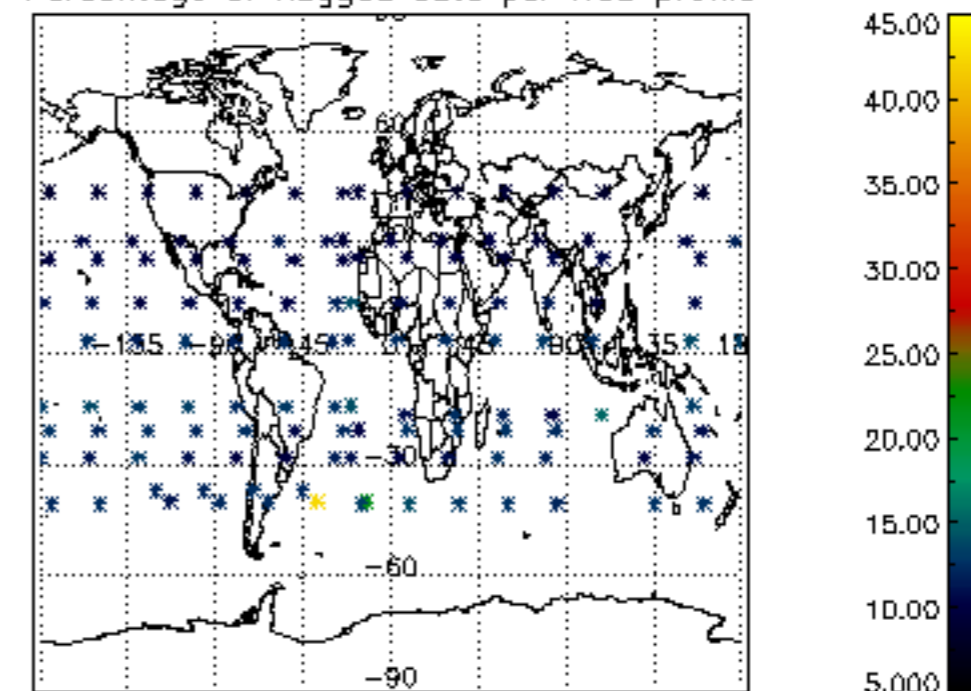
Percentage of flagged data per H2O profile

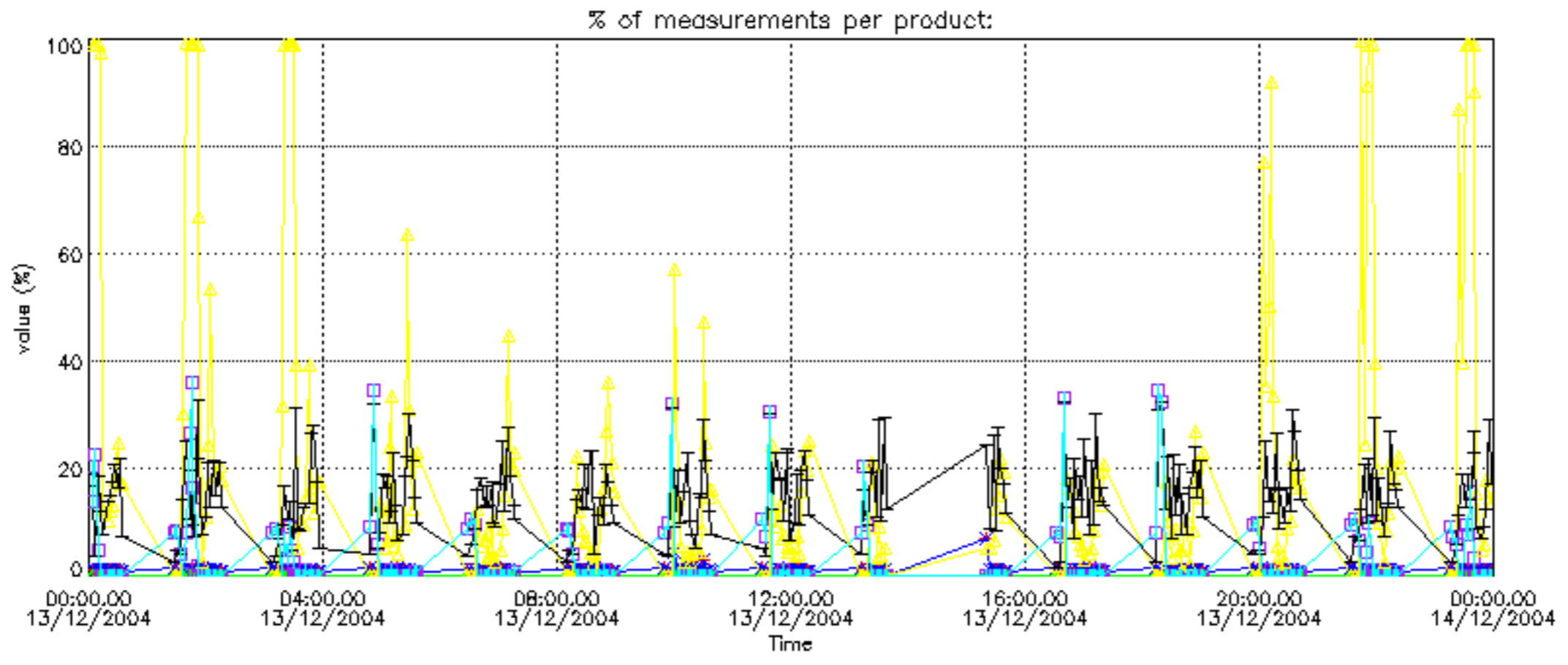


Percentage of flagged data per NO2 profile

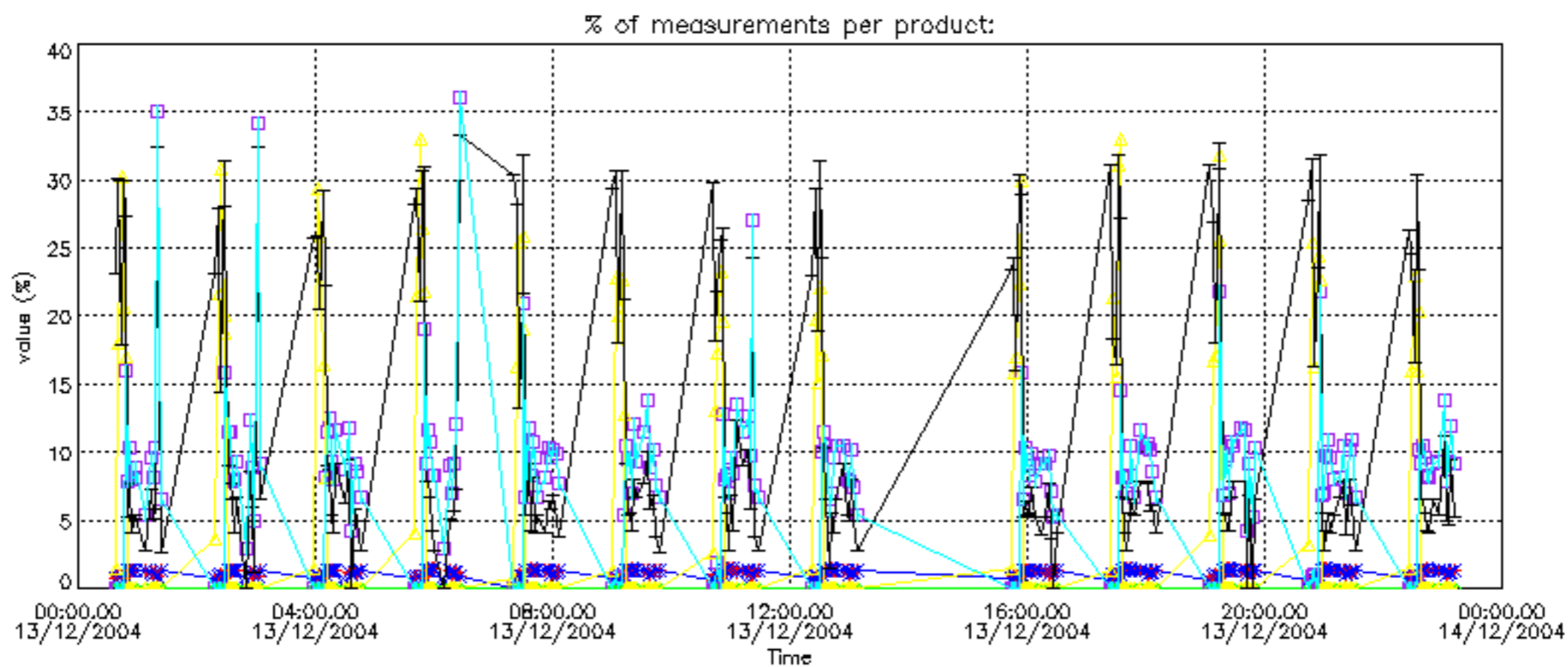


Percentage of flagged data per NO3 profile

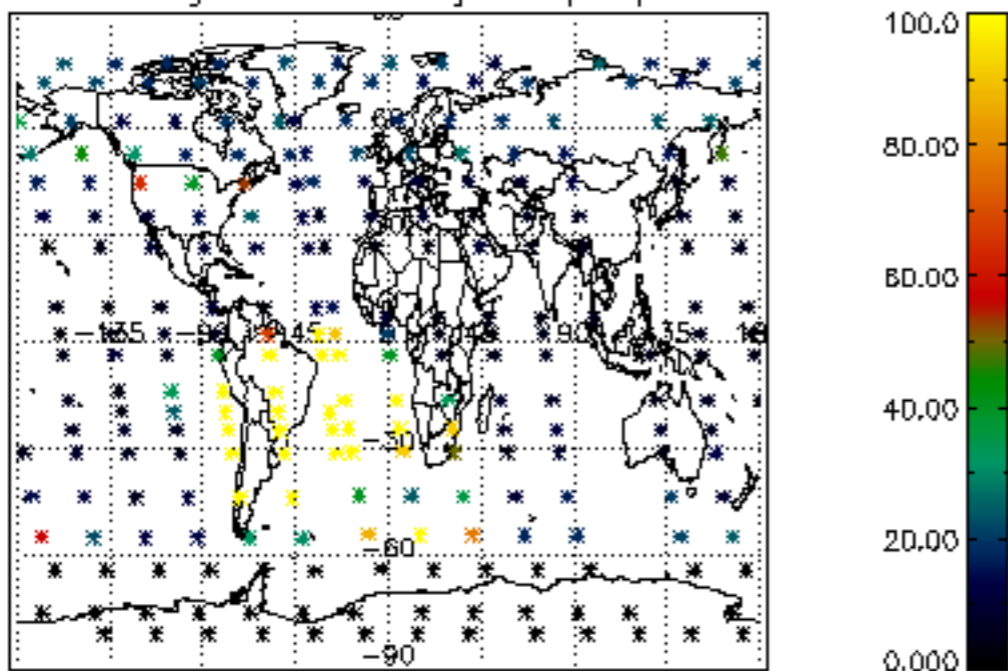




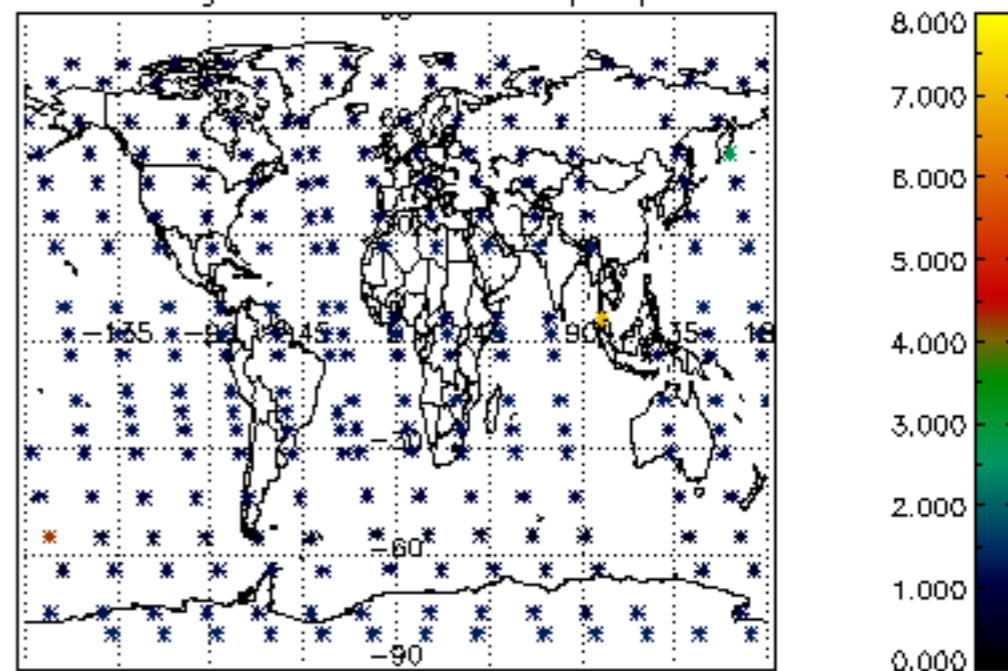




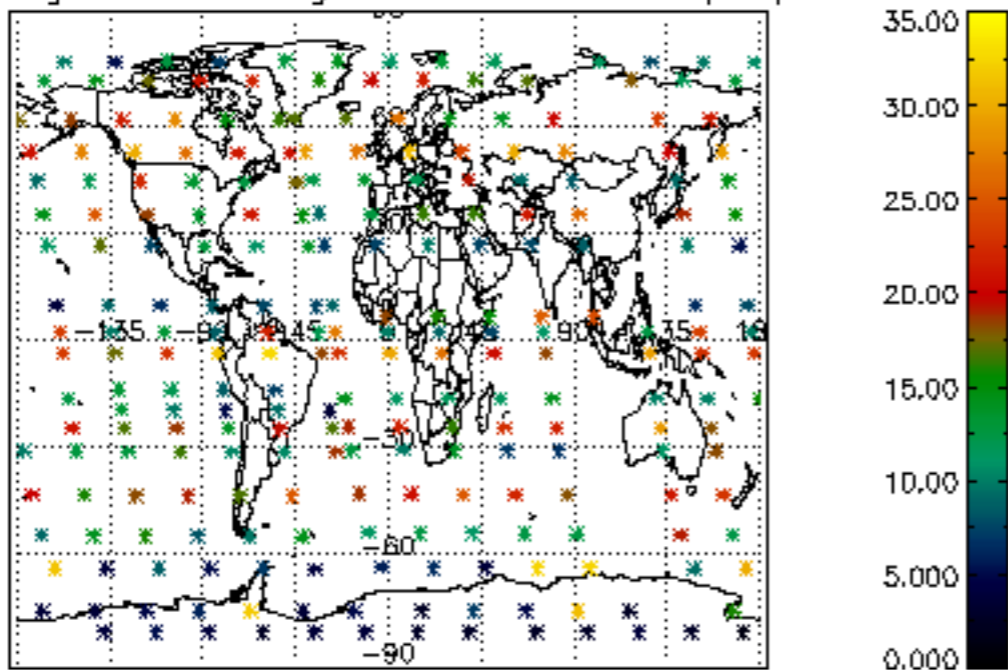
Percentage of cosmic ray hits per profile



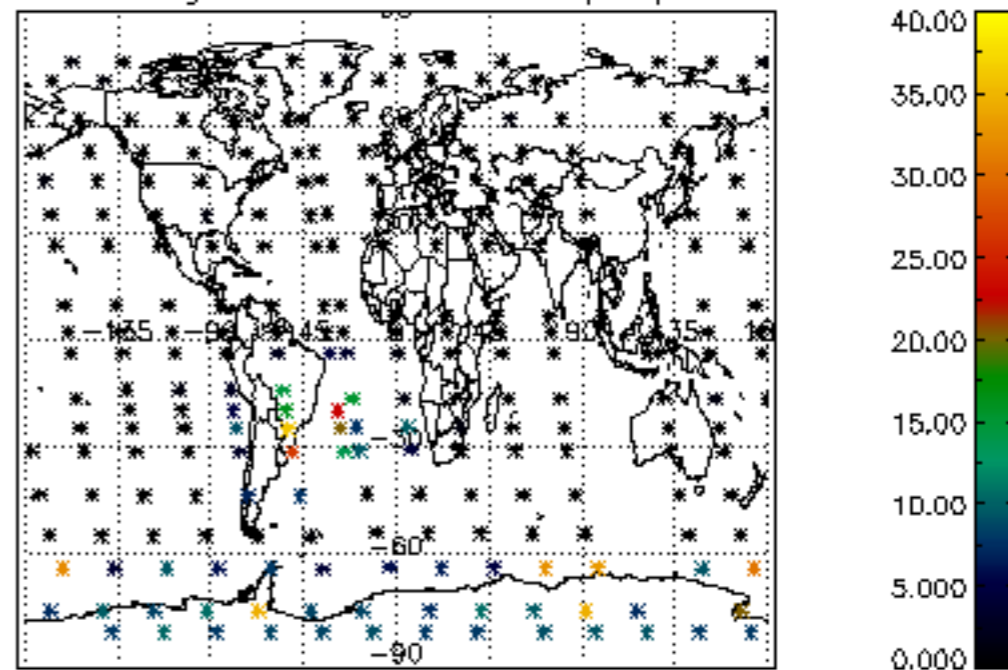
Percentage of datation errors per profile



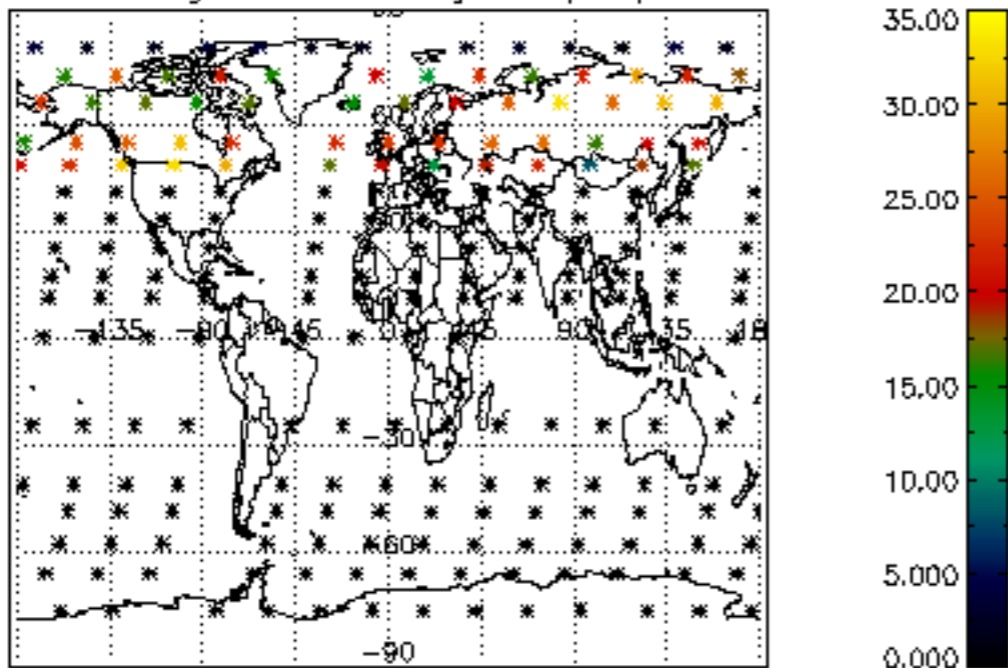
Percentage of star falling outside central band per profile



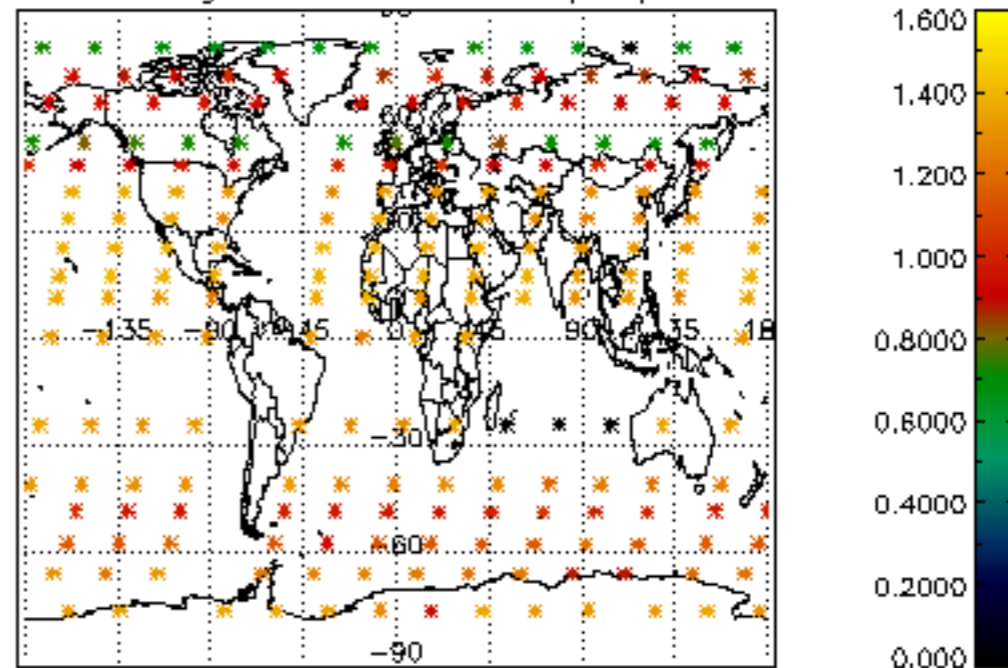
Percentage of saturation errors per profile



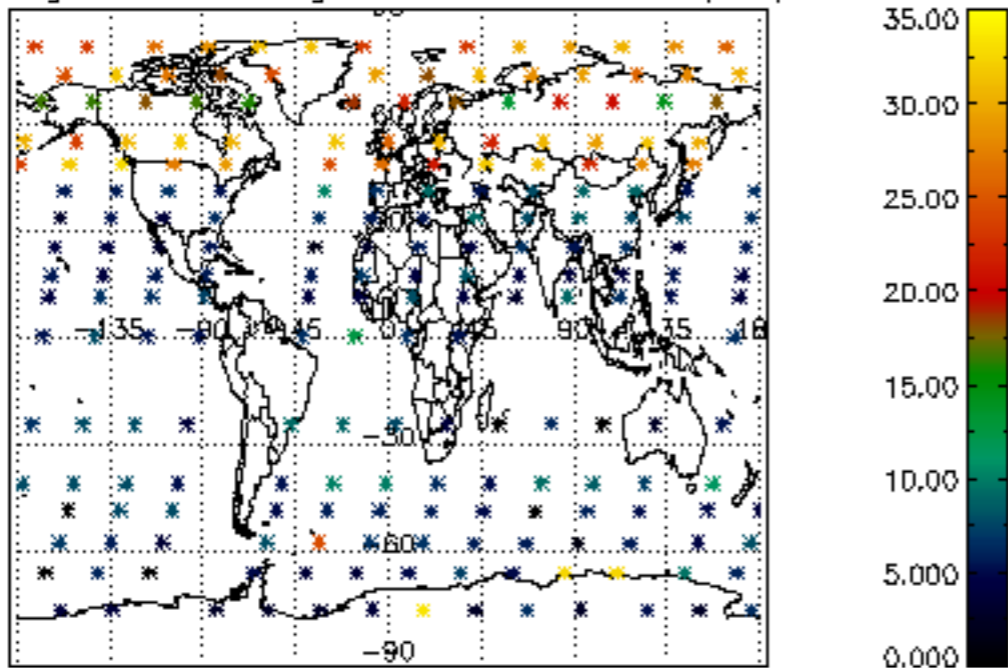
Percentage of cosmic ray hits per profile



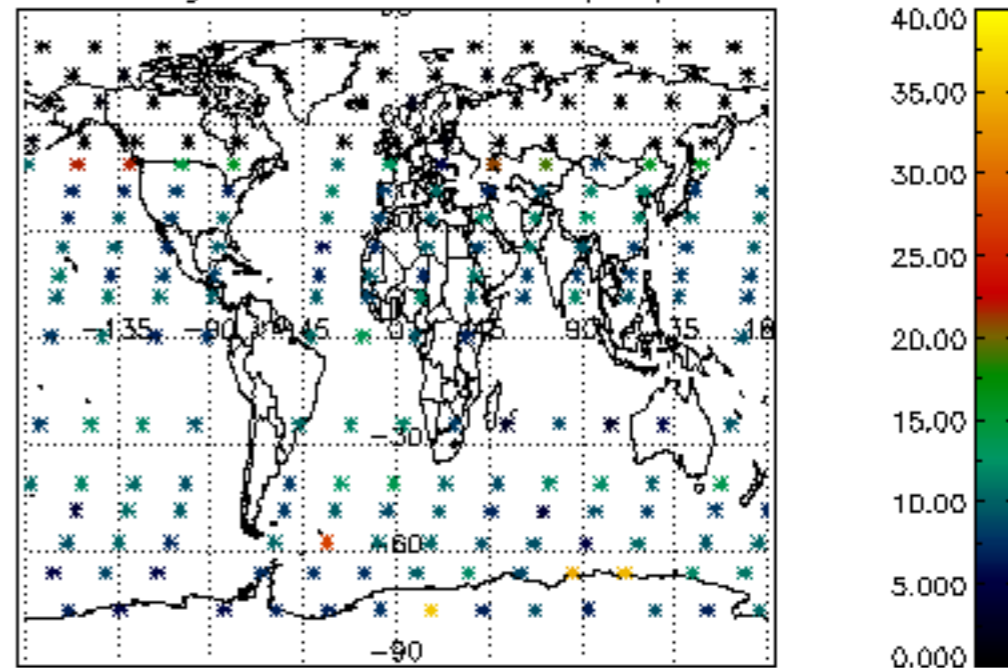
Percentage of datation errors per profile



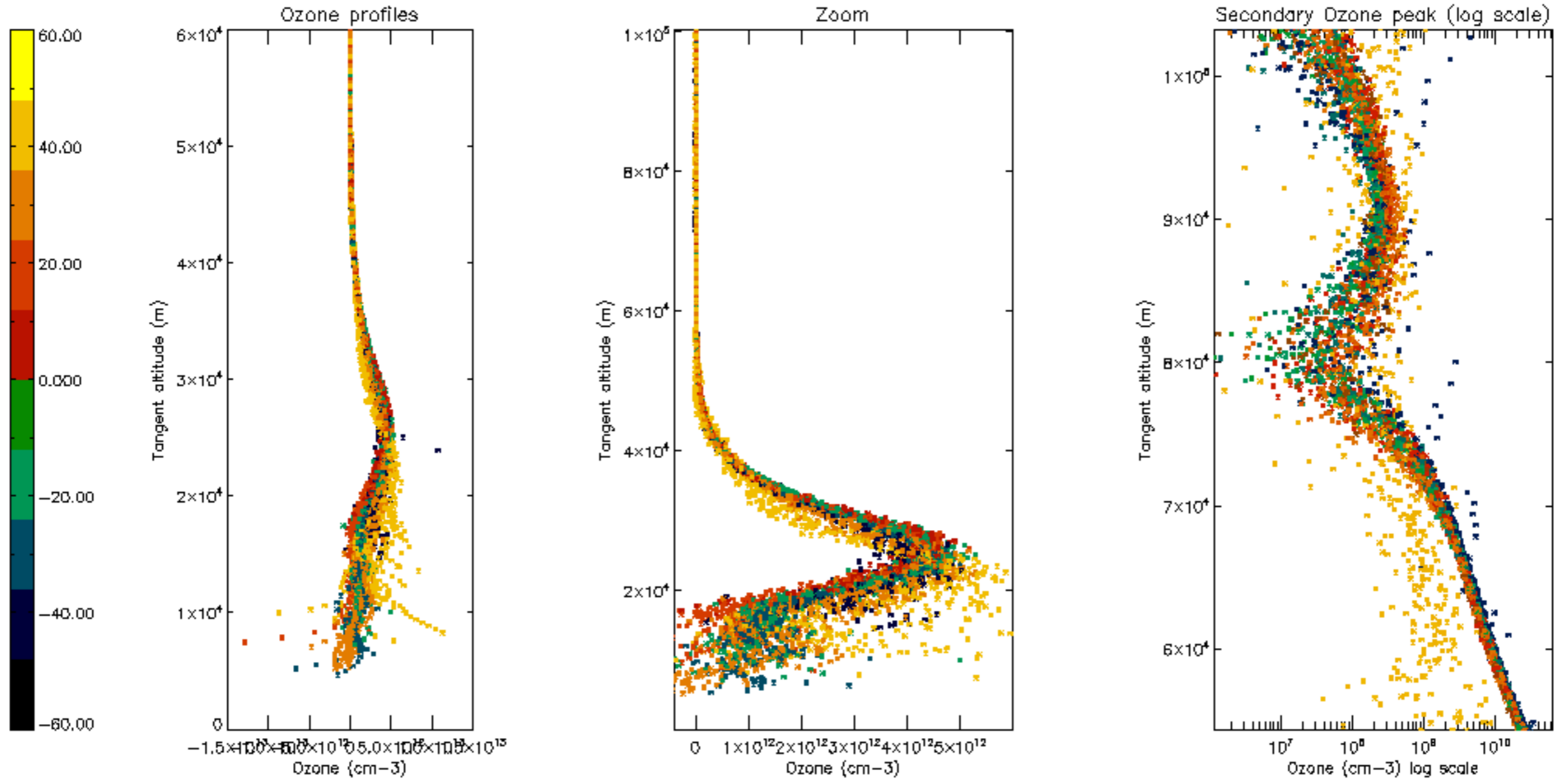
Percentage of star falling outside central band per profile

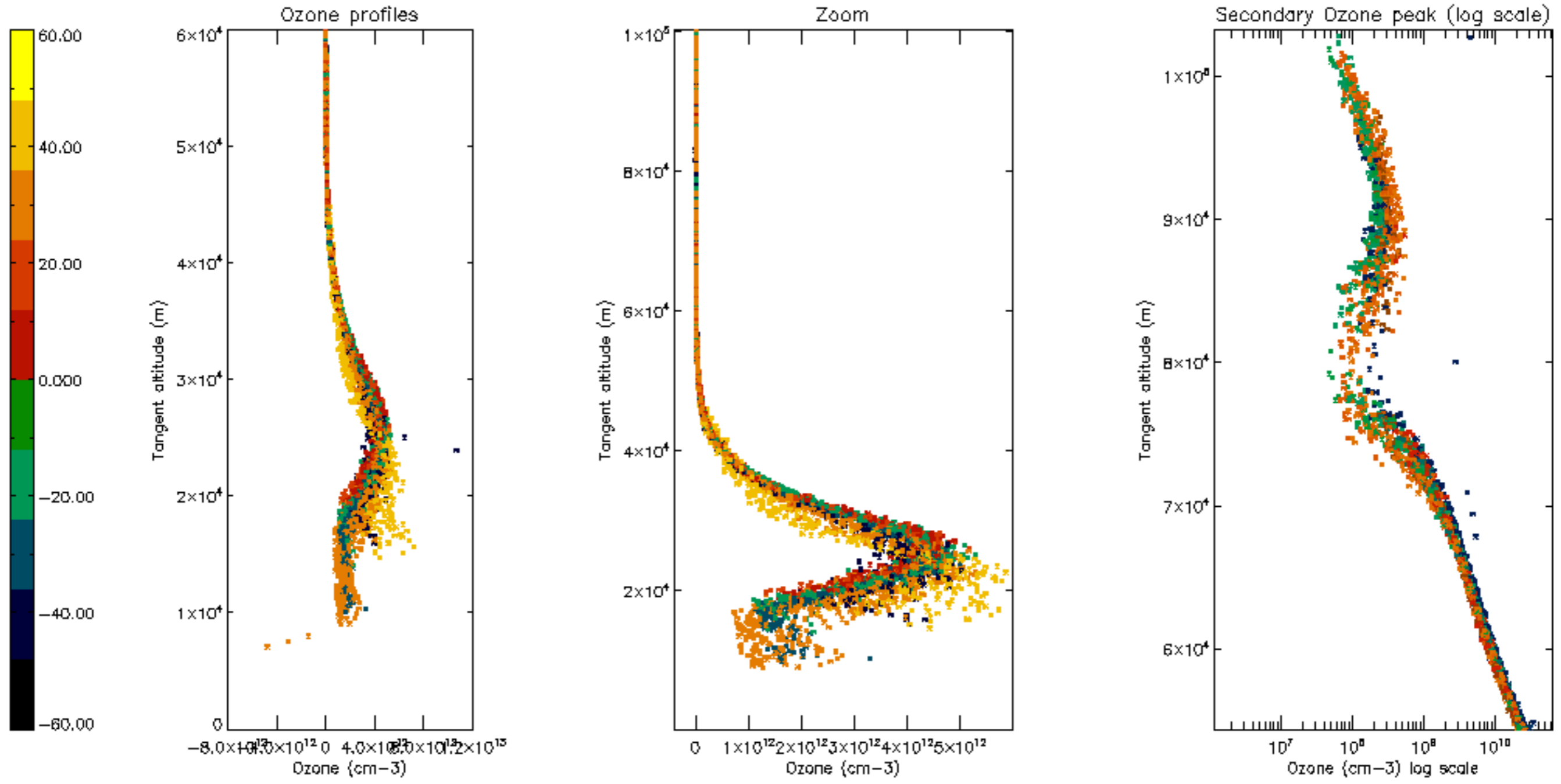


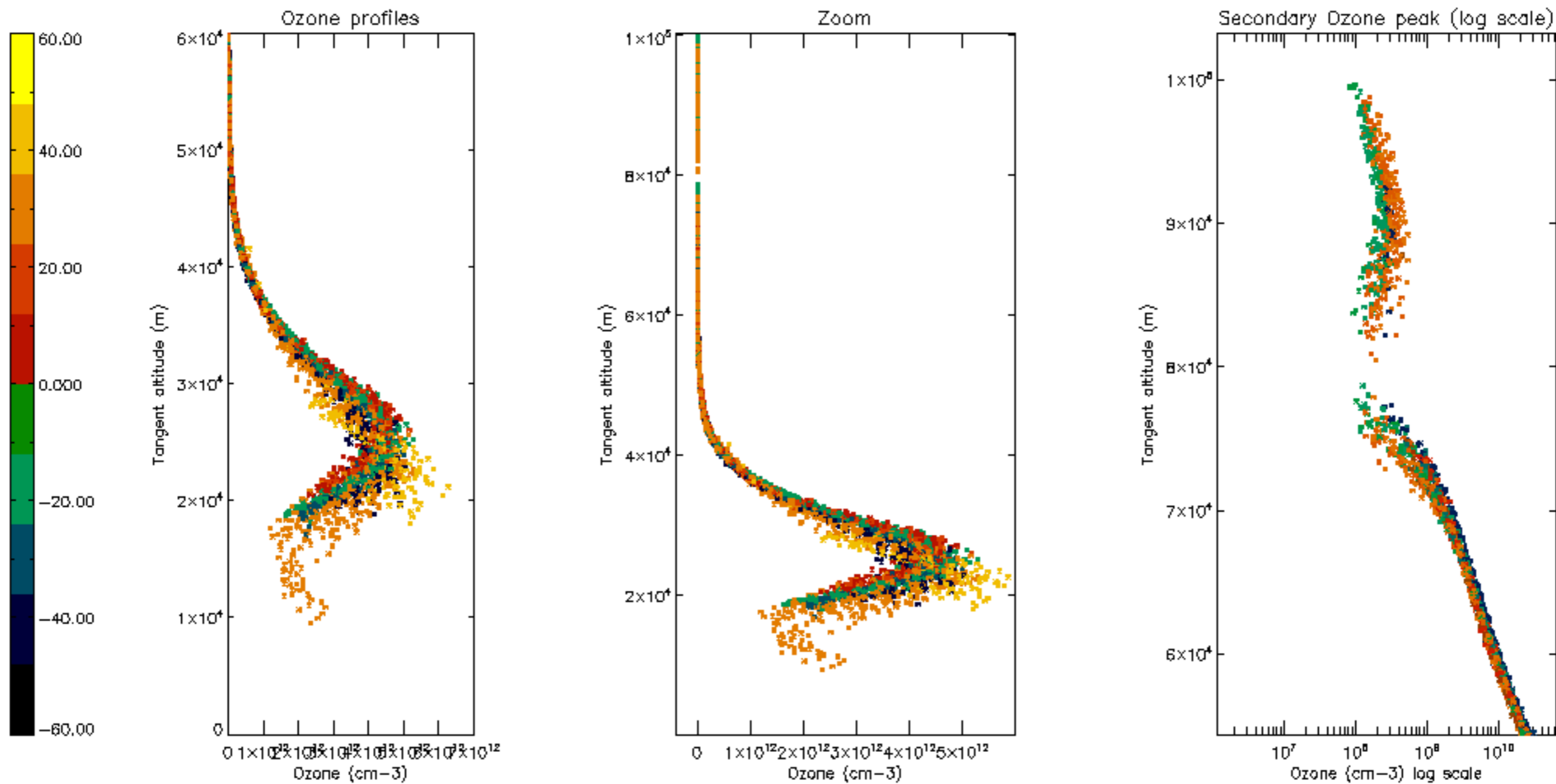
Percentage of saturation errors per profile



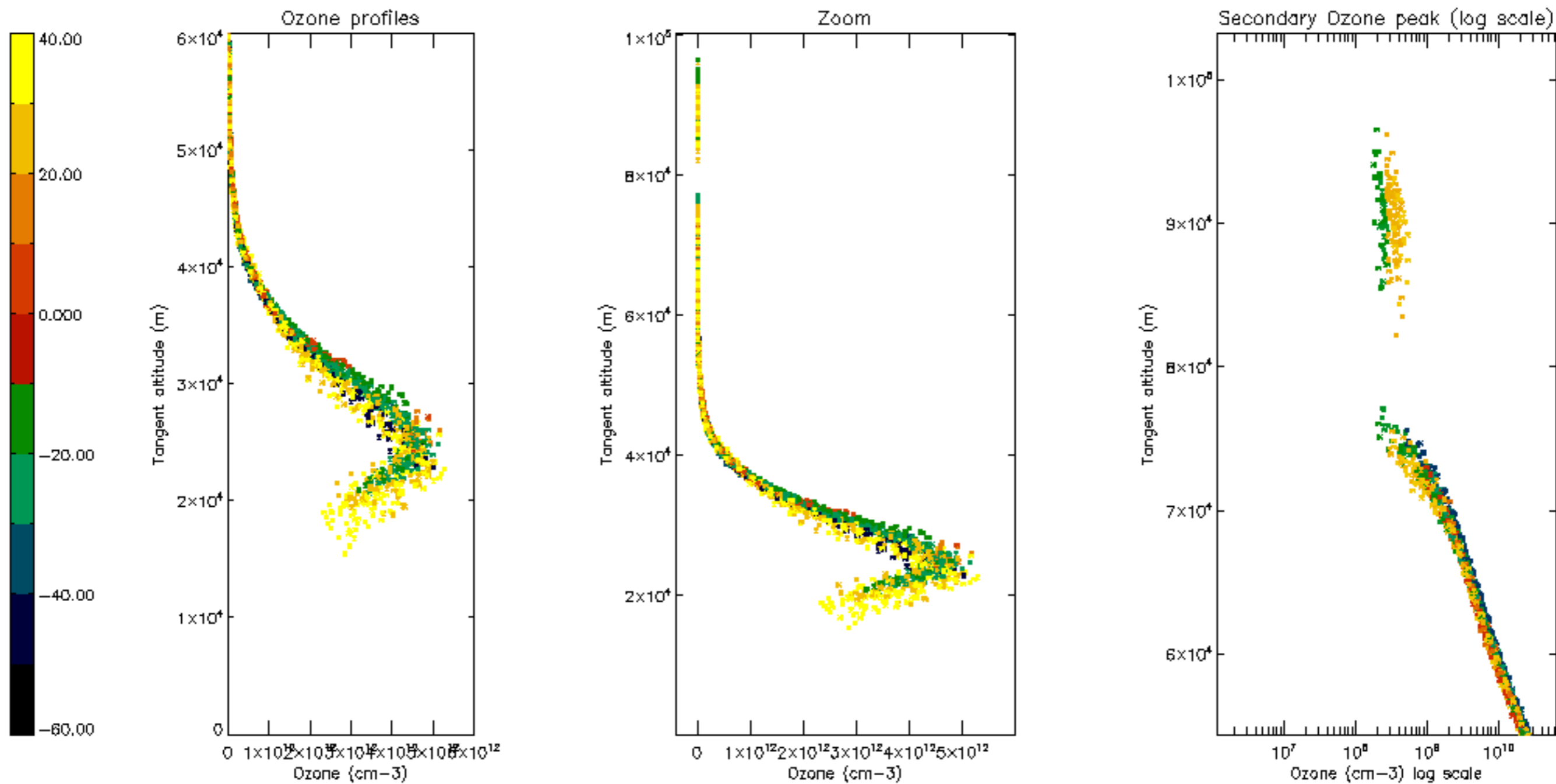


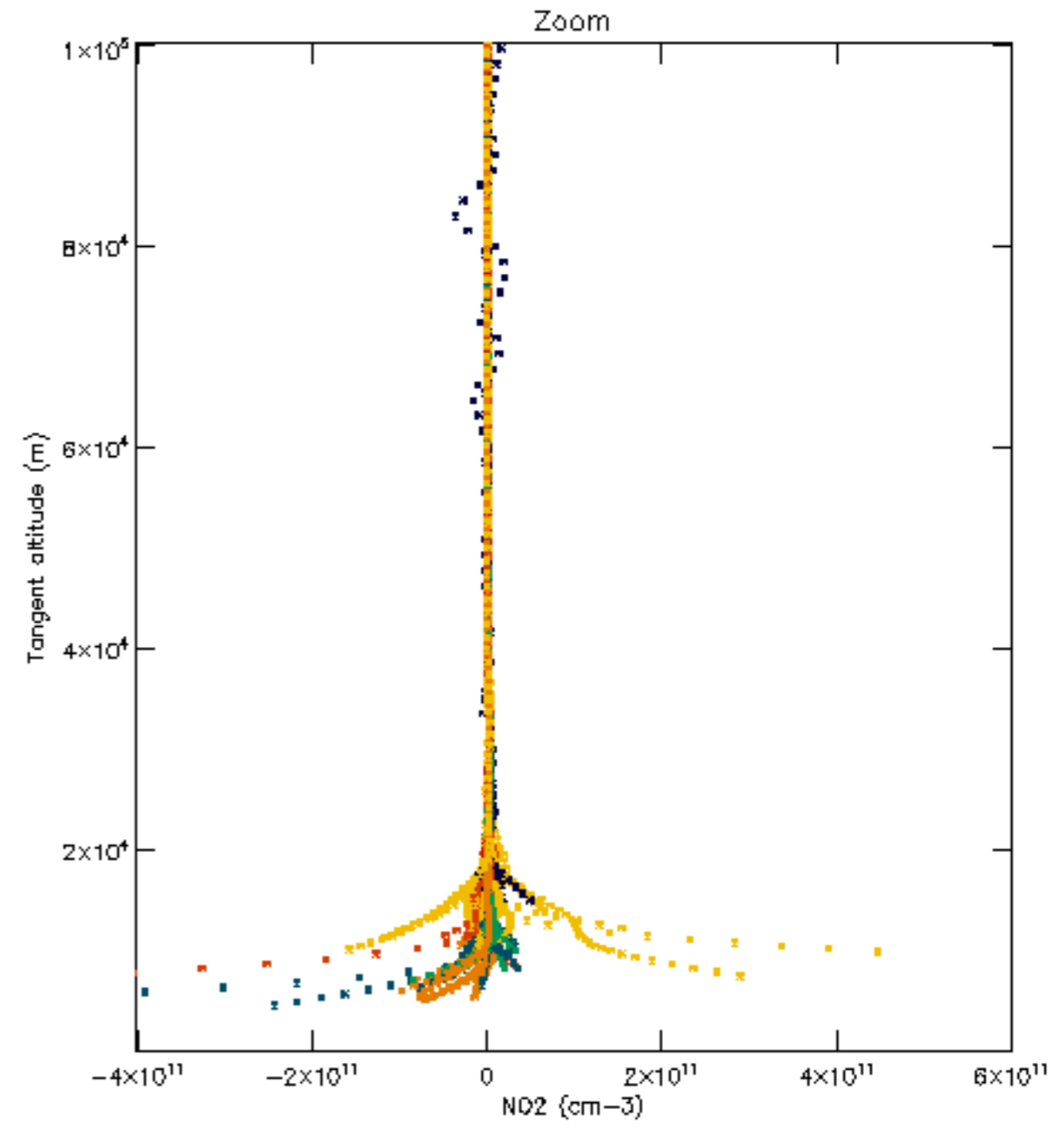
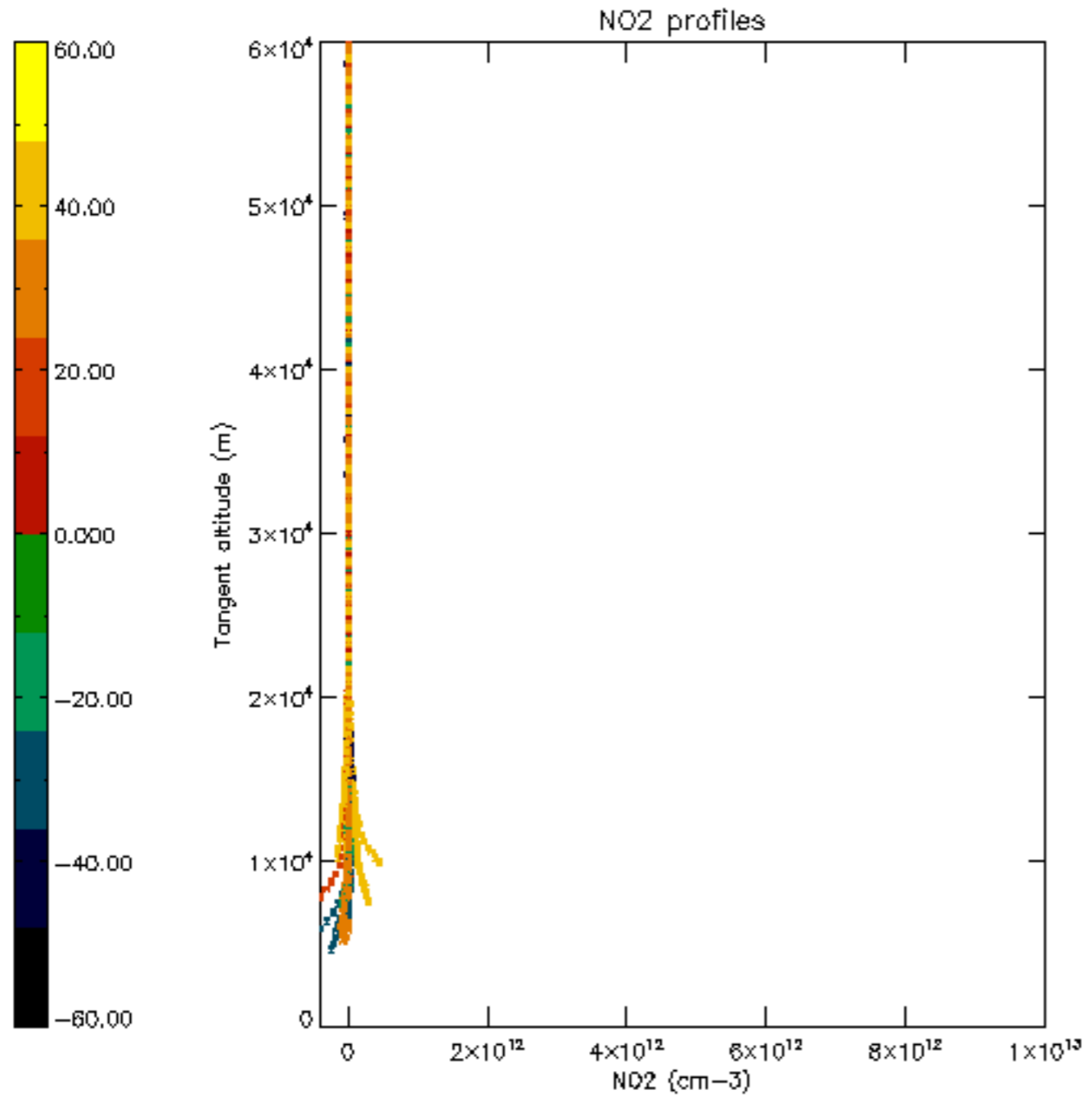


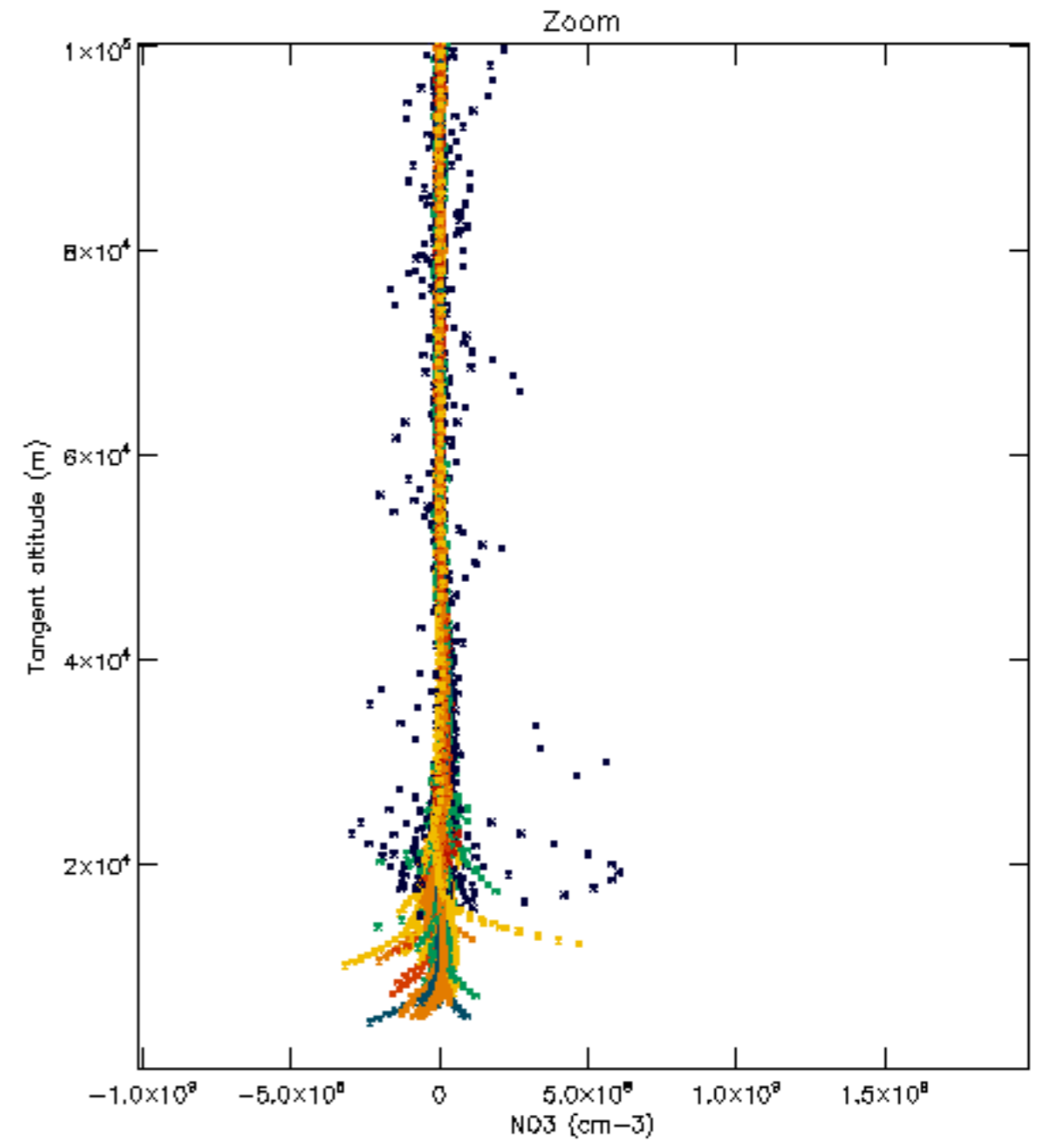
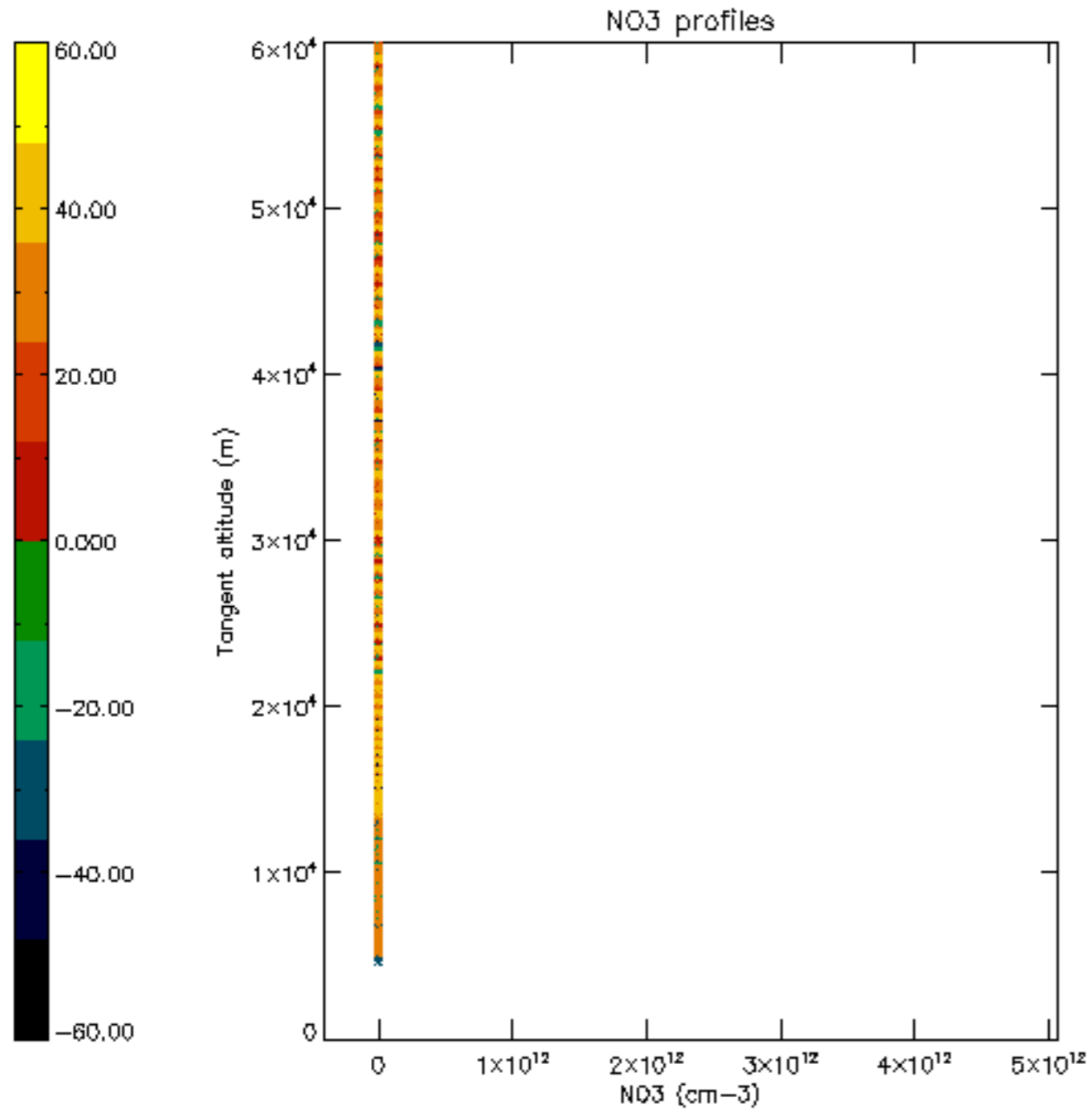




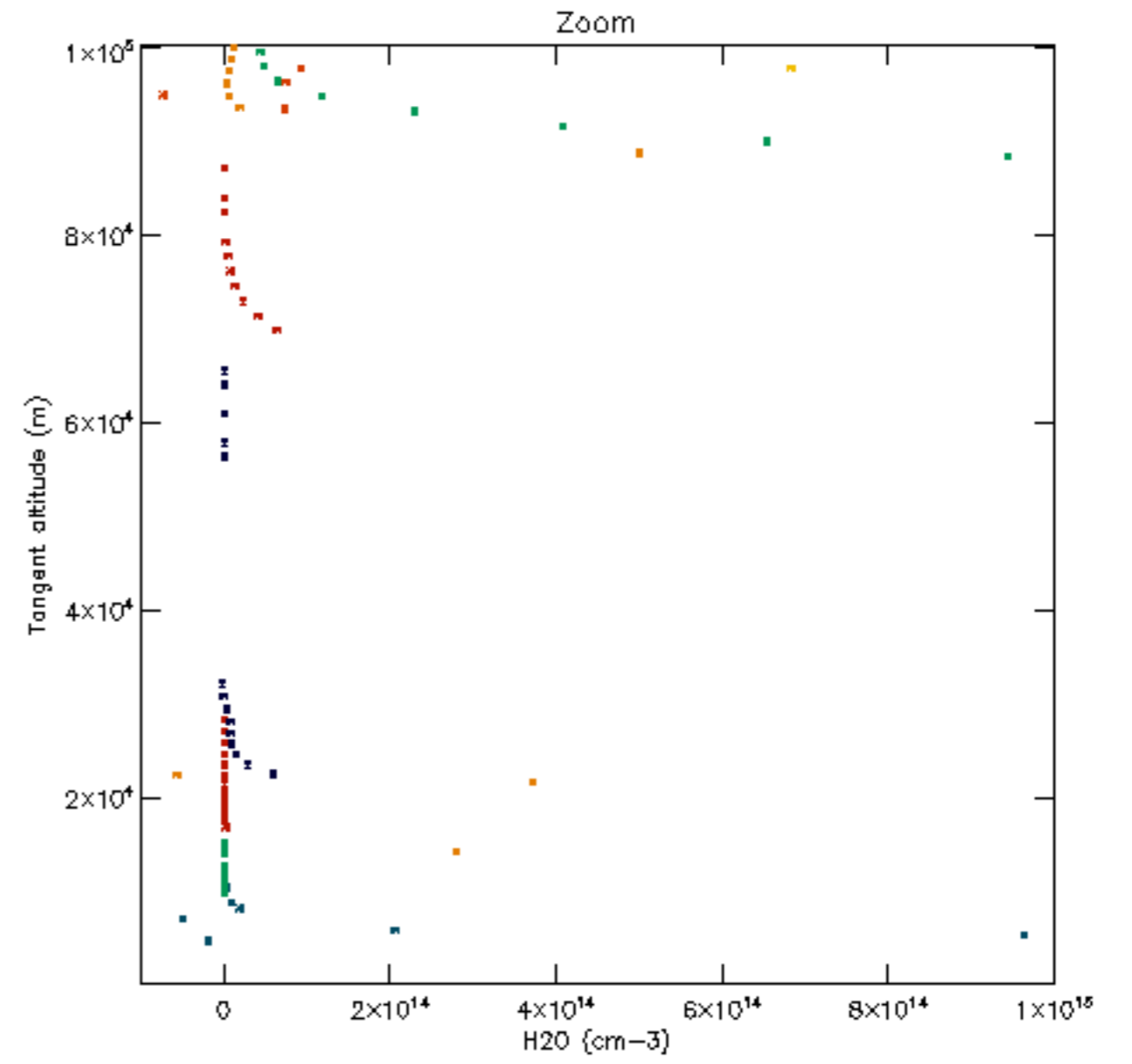
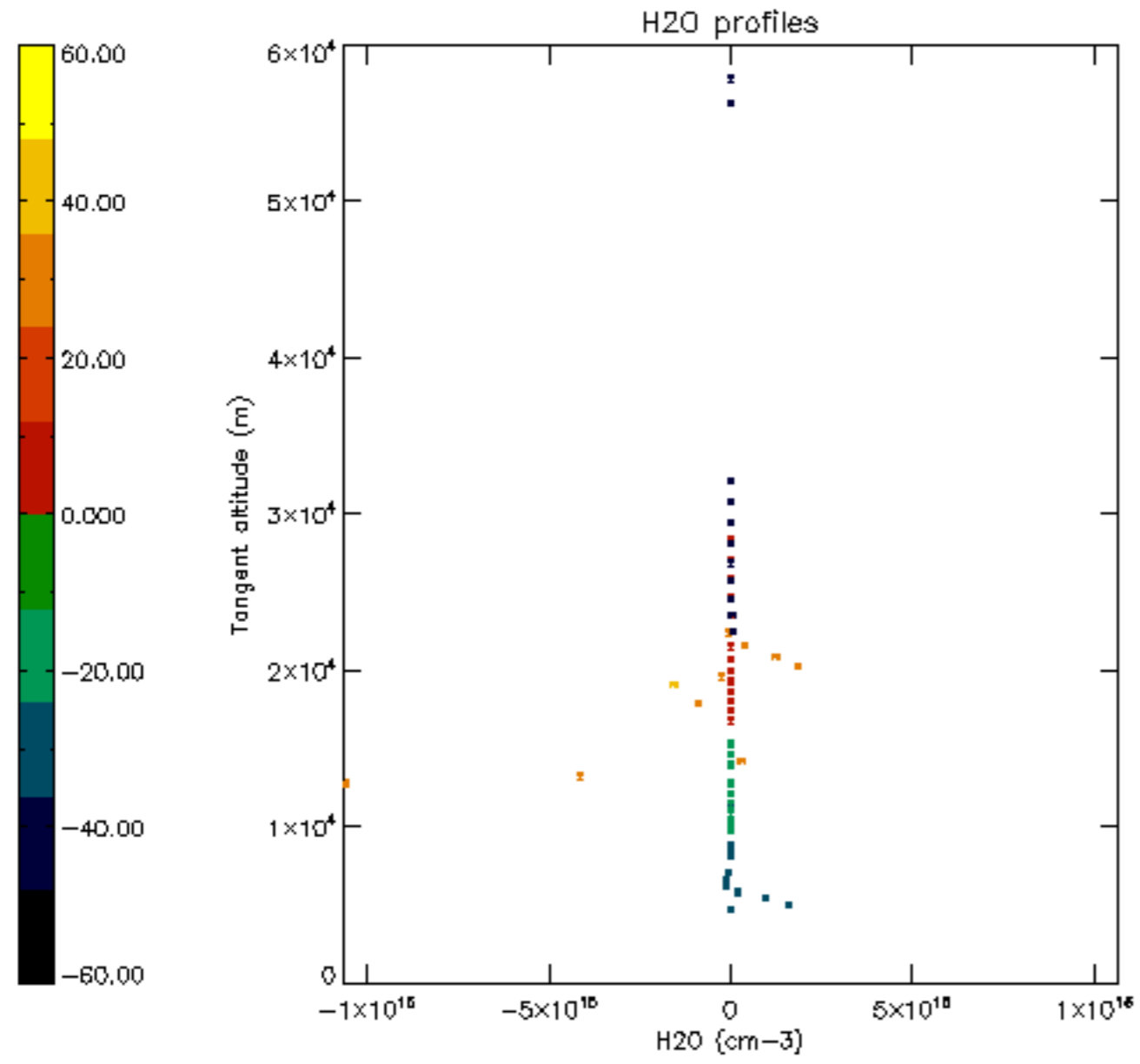


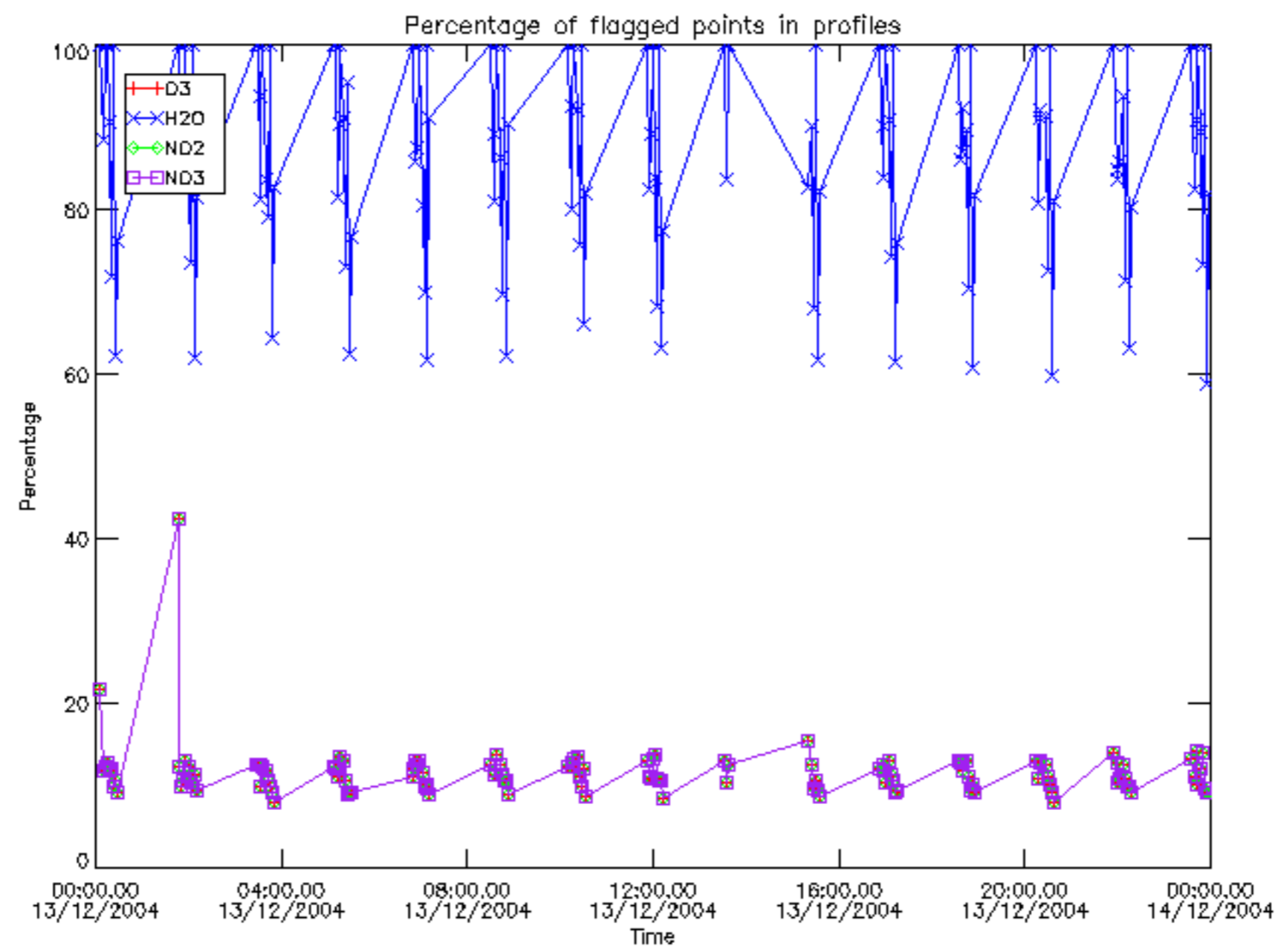




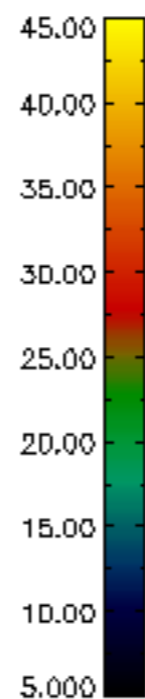
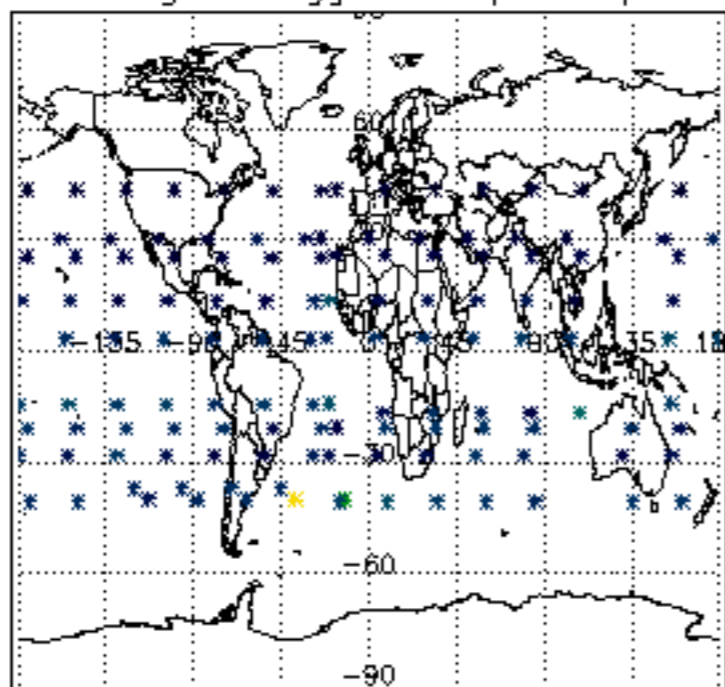




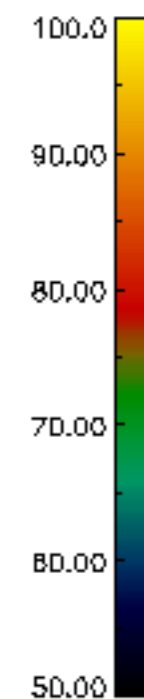
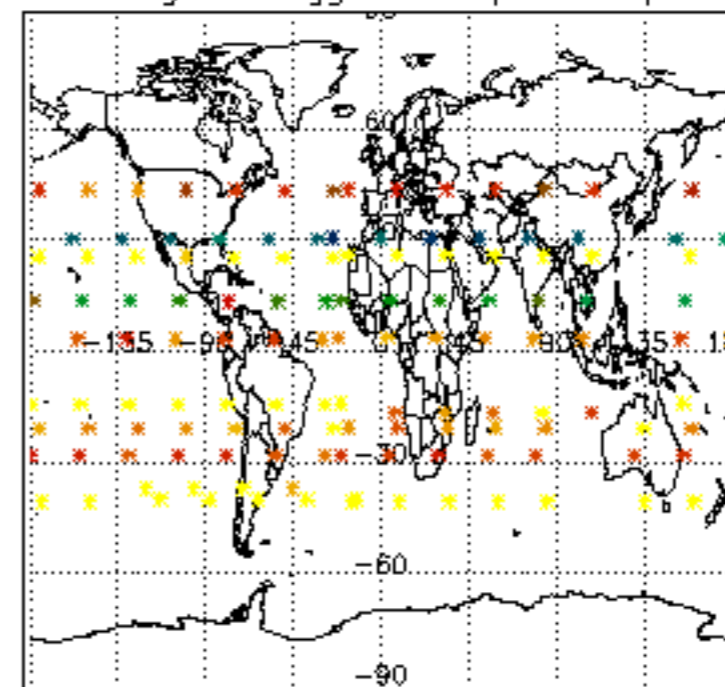




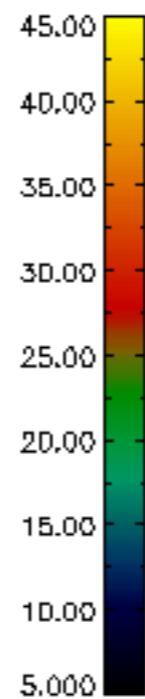
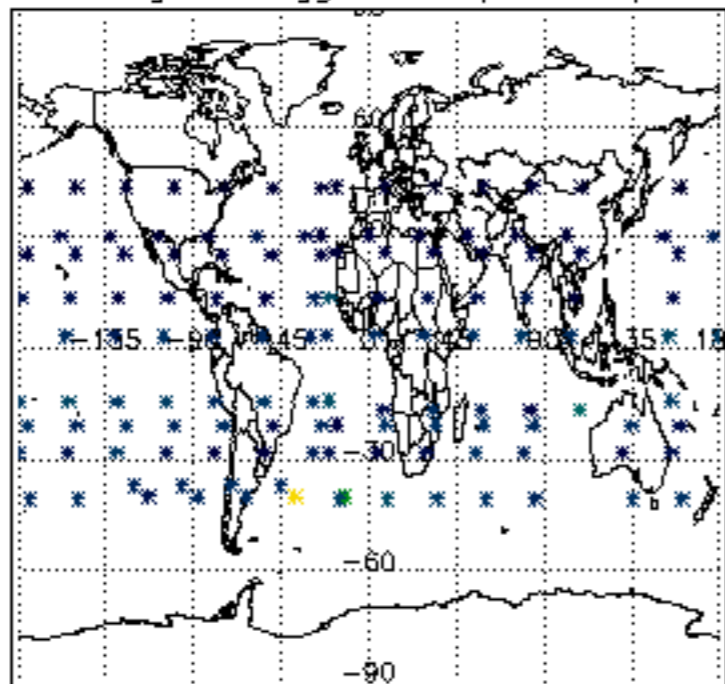
Percentage of flagged data per D3 profile



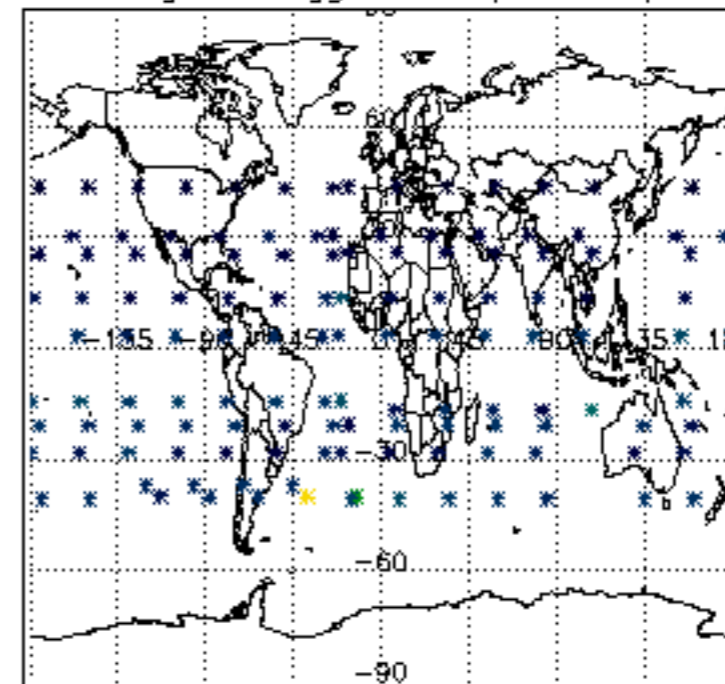
Percentage of flagged data per H2O profile



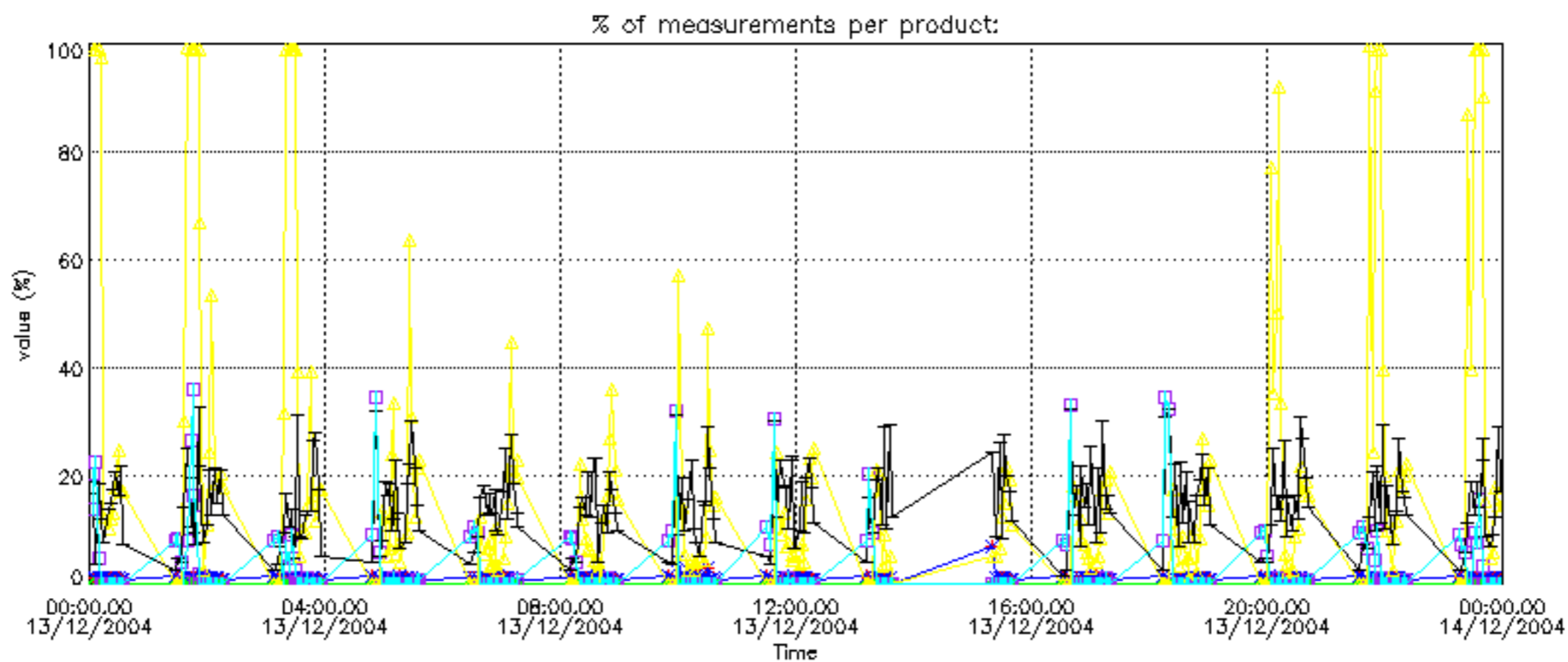
Percentage of flagged data per NO2 profile

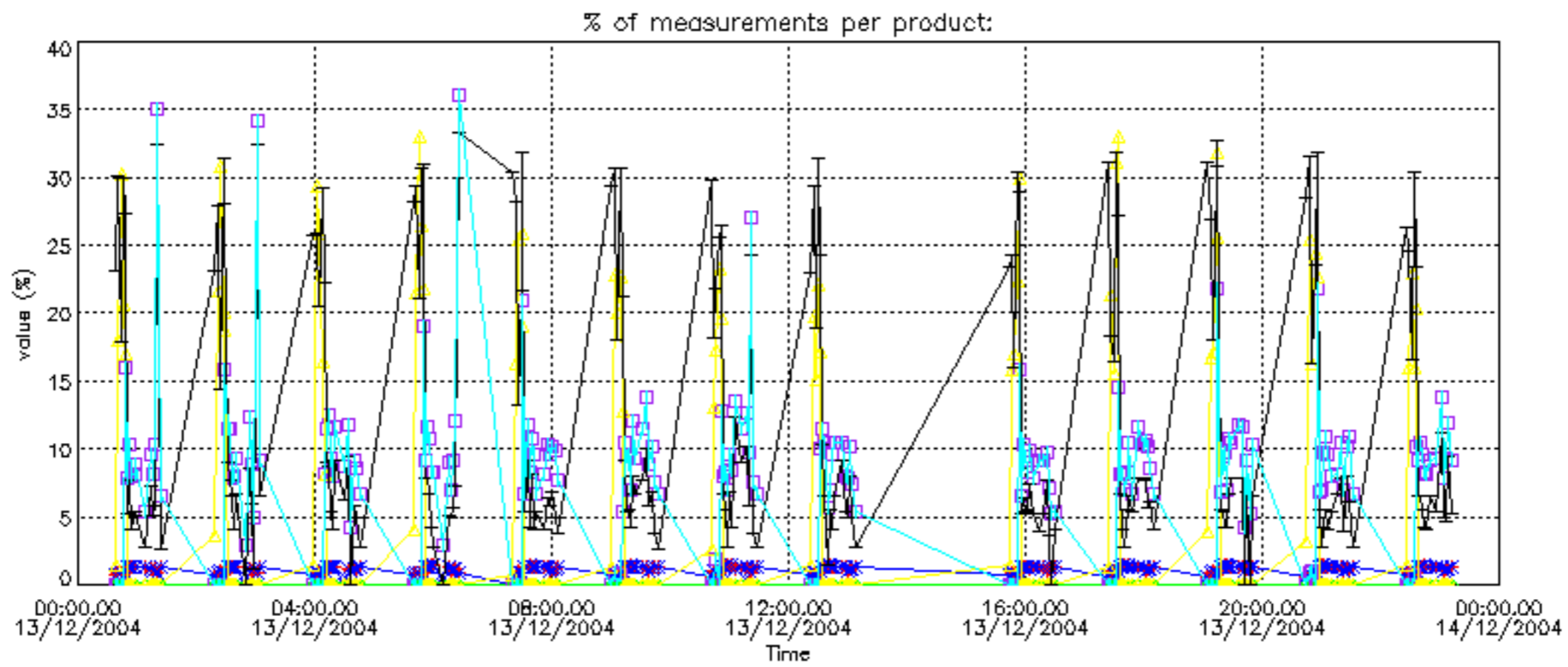


Percentage of flagged data per NO3 profile

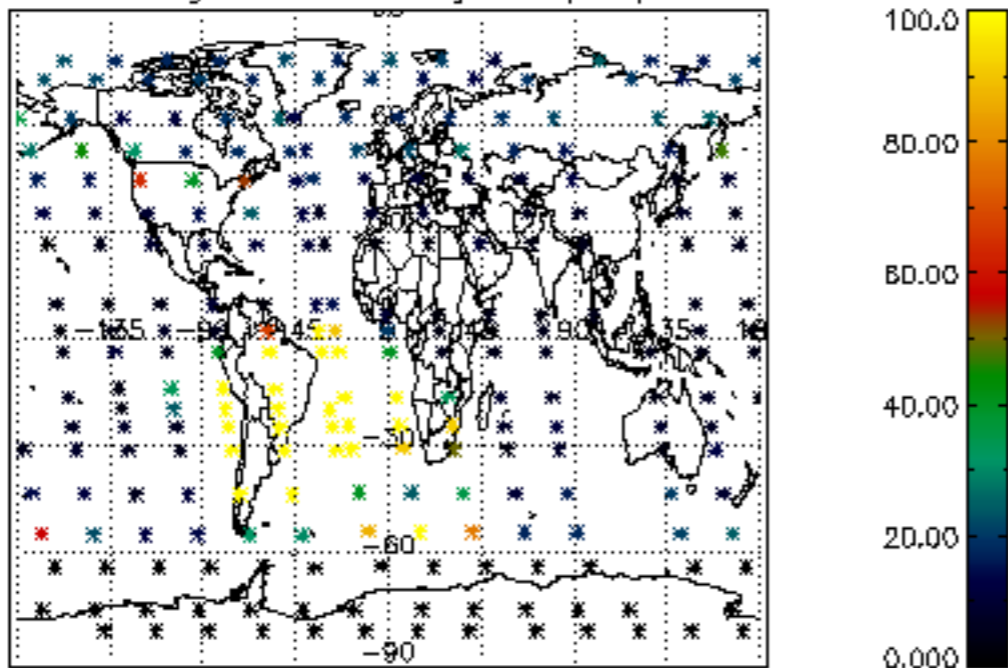




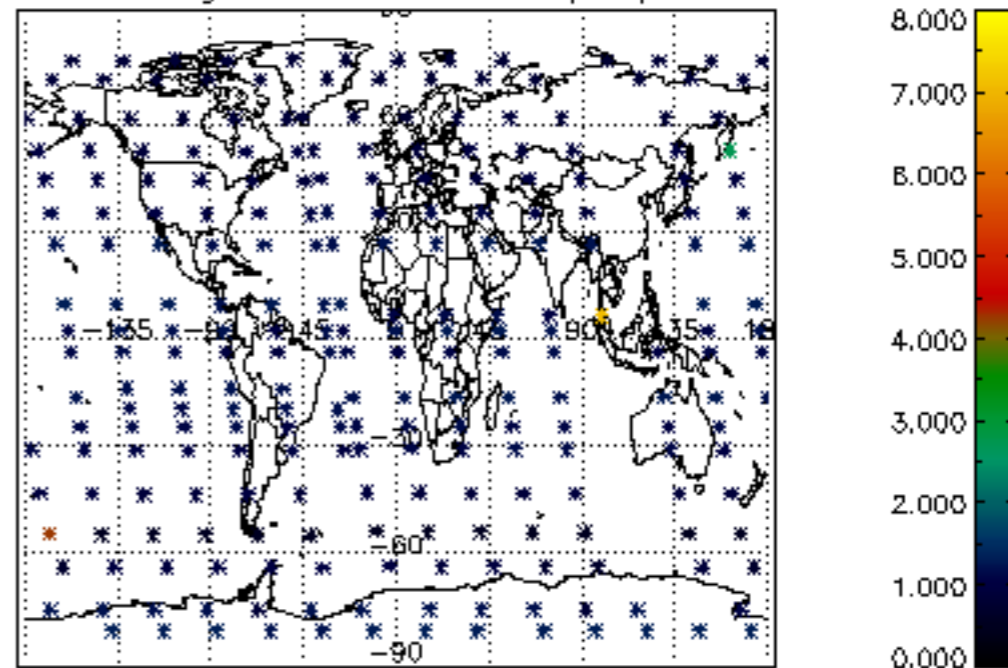




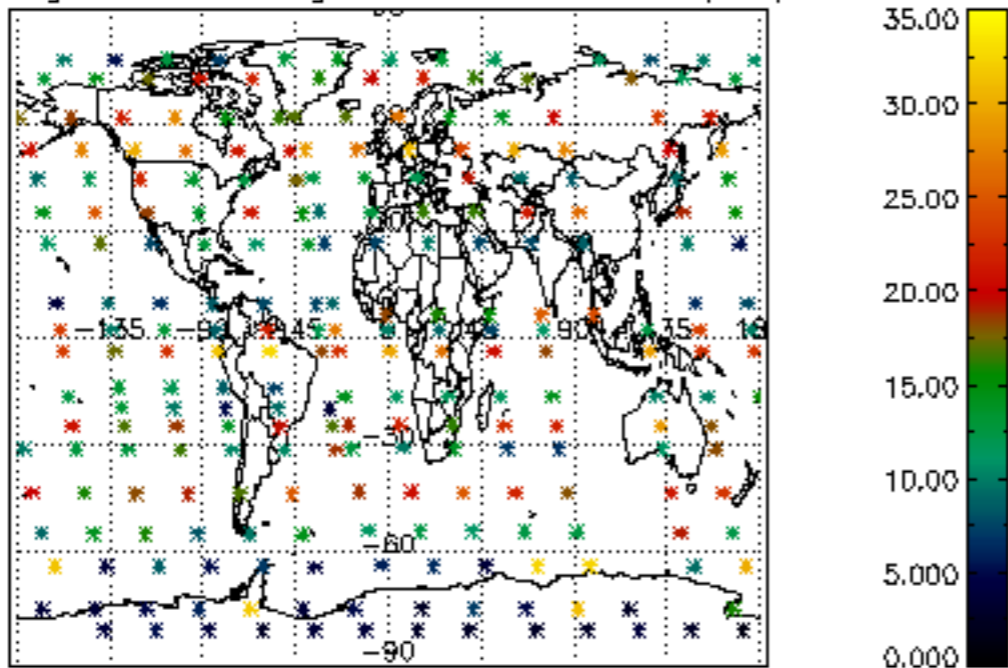
Percentage of cosmic ray hits per profile



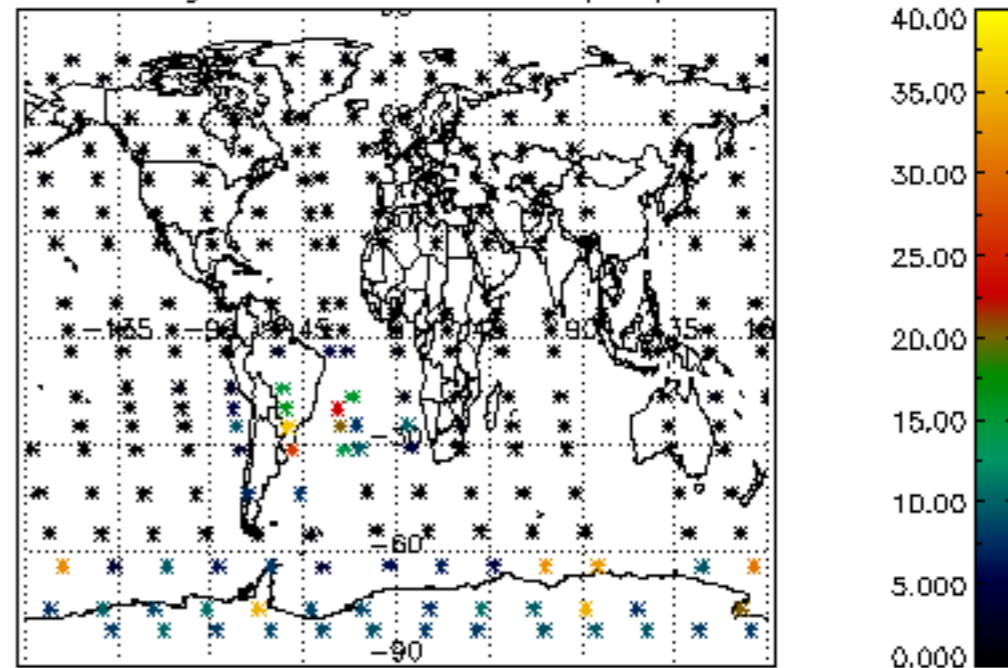
Percentage of datation errors per profile



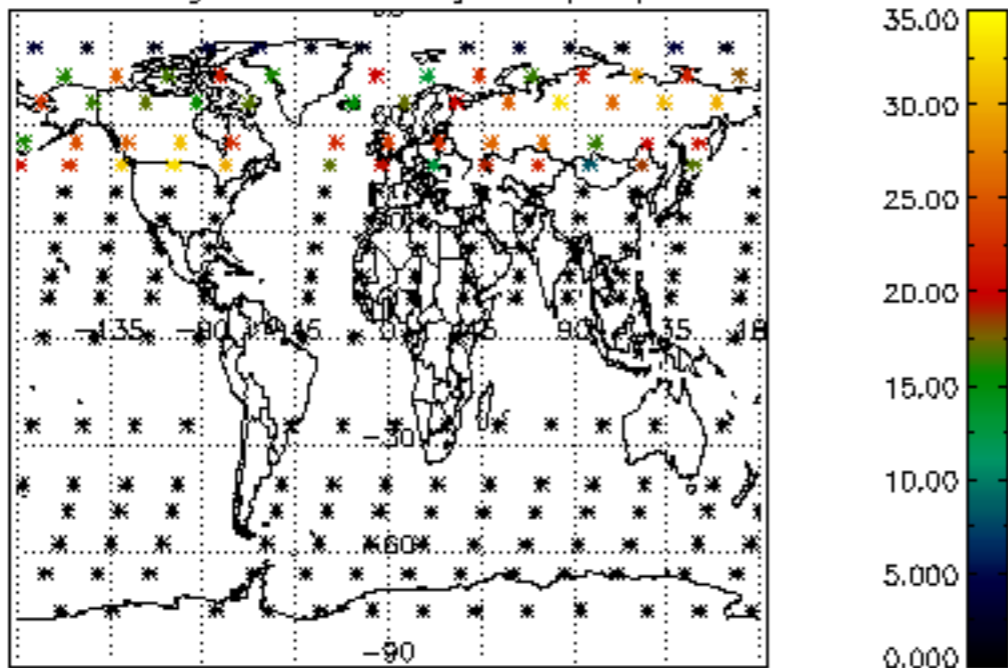
Percentage of star falling outside central band per profile



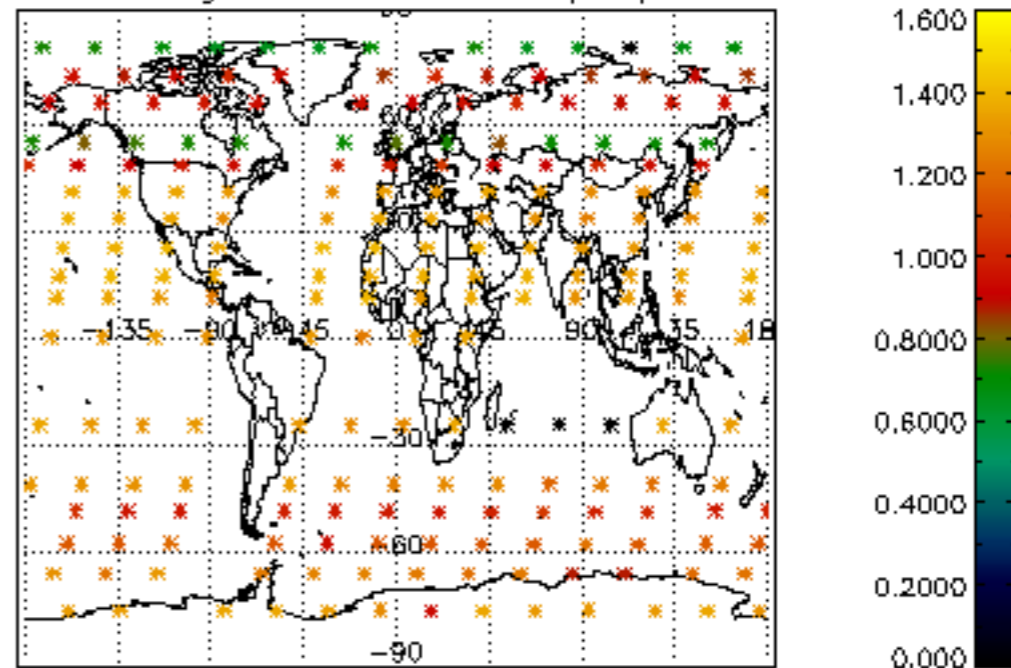
Percentage of saturation errors per profile



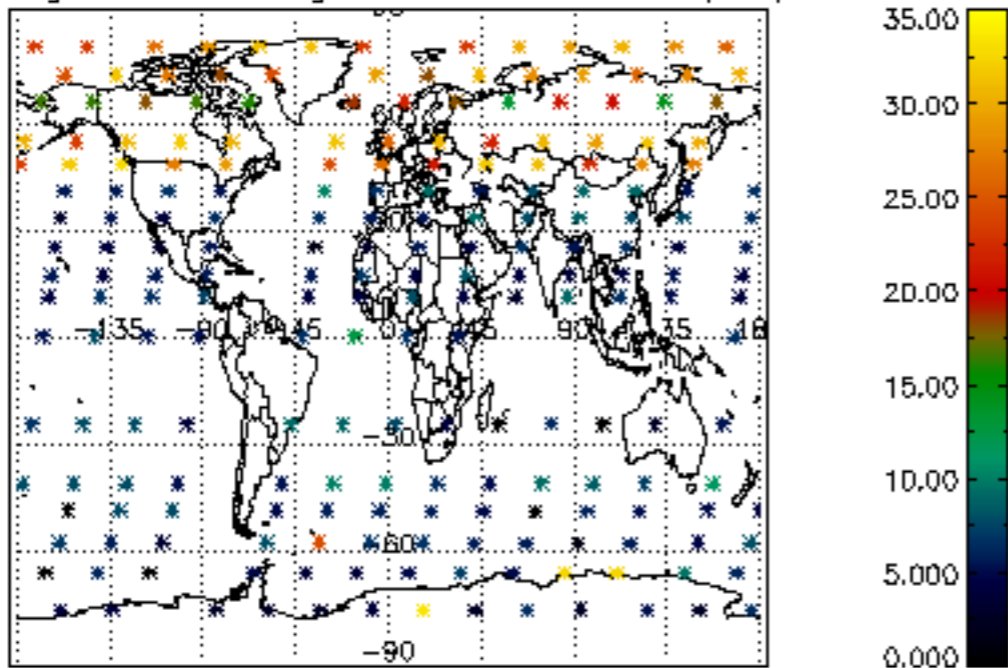
Percentage of cosmic ray hits per profile



Percentage of datation errors per profile



Percentage of star falling outside central band per profile



Percentage of saturation errors per profile

