

# GOMOS Level 2 Daily Report

## SUMMARY

### [1. General Info](#)

### [2. Summary of processed GOM\\_NL\\_2P products](#)

### [3. Level 2 Quality information per product](#)

#### [3.1 Plot of level 2 quality information per product \(time dependant\)](#)

#### [3.2 Plot of level 2 quality information per product \(world map\)](#)

### [4. Level 1 Quality information per product \(stored on level 2 products\)](#)

#### [4.1 Plot of level 1 quality information per product \(time dependant\)](#)

##### [4.1.1 Plot of level 1 quality information per product \(time dependant\): ASCENDING](#)

##### [4.1.2 Plot of level 1 quality information per product \(time dependant\): DESCENDING](#)

#### [4.2 Plot of level 1 quality information per product \(world map\)](#)

##### [4.2.1 Plot of level 1 quality information per product \(world map\): ASCENDING](#)

##### [4.2.2 Plot of level 1 quality information per product \(world map\): DESCENDING](#)

### [5. Ozone profiles based on quality statistics and other trace gas profiles](#)

#### [5.1 Ozone statistics based on quality of products](#)

#### [5.2 Plot ozone profiles for all STD \(dark without errors\)](#)

#### [5.3 Plot ozone profiles where STD < 20% \(dark without errors\)](#)

#### [5.4. Plot ozone profiles where STD < 10% \(dark without errors\)](#)

#### [5.5. Plot ozone profiles where STD < 5% \(dark without errors\)](#)

#### [5.6 Plot NO2 profiles for all STD \(dark without errors\)](#)

#### [5.7 Plot NO3 profiles for all STD \(dark without errors\)](#)

#### [5.8 Plot H2O profiles \(only for occultations of stars 1,2,3,4,13,14,16,26,63 dark without errors\) for all STD](#)

### [6. Auxiliary Data Files used for the production reported in section 2](#)

This report presents the daily analysis on parameters extracted from GOMOS level 2 data (GOM\_NL\_\_2P). It is intended to monitor some important parameters that will impact the quality of these products. A list of level 2 products (and content) that have arrived during the reporting day to the PCF is also given.

Item	Value
Time of report generation	22APR2013 09:56:03
Data source version	GOMOS/6.01
Start time of products	12-12-2004 (12DEC2004 00:00:00)
Stop time of products	13-12-2004 (13DEC2004 00:00:00)
Store outputs in DB	Yes
Nb of level 2 prods	507
Nb of prods with errors	0

## 2. Summary of processed GOM\_NL\_\_2P products.

Nr	Filename	UTC Start time	Limb	Duration	Star Id	Star Name	Star Mag	Star Temp	Nb Meas	Orbit	Prod. error
1	GOM_NL__2PRFIN20041212_000436_000000392032_00474_14556_8513.N1	12-DEC-2004 00:04:36	Bright	39.000	60	7Bet UMi	2.0810	3950.0	78	14556	No
2	GOM_NL__2PRFIN20041212_000656_000000512032_00474_14556_8514.N1	12-DEC-2004 00:06:56	Bright	50.500	82	48Bet UMa	2.3650	10600.	101	14556	No
3	GOM_NL__2PRFIN20041212_000923_000000462032_00474_14556_8515.N1	12-DEC-2004 00:09:23	Bright	45.500	32	77Eps UMa	1.7630	11000.	91	14556	No
4	GOM_NL__2PRFIN20041212_001151_000000412032_00474_14556_8516.N1	12-DEC-2004 00:11:51	Bright	41.000	39	85Eta UMa	1.8540	24000.	82	14556	No
5	GOM_NL__2PRFIN20041212_001503_000000372032_00474_14556_8517.N1	12-DEC-2004 00:15:03	Bright	36.500	180	27Gam Boo	3.0400	8000.0	73	14556	No
6	GOM_NL__2PRFIN20041212_001812_000000372032_00474_14556_8518.N1	12-DEC-2004 00:18:12	Bright	37.000	83		2.3780	11000.	74	14556	No
7	GOM_NL__2PRFIN20041212_002124_000000422032_00474_14556_8519.N1	12-DEC-2004 00:21:24	Bright	42.000	111	8Eta Boo	2.6800	6000.0	84	14556	No
8	GOM_NL__2PRFIN20041212_002506_000000502032_00474_14556_8520.N1	12-DEC-2004 00:25:06	Bright	49.500	138	47Eps Vir	2.8280	4700.0	99	14556	No
9	GOM_NL__2PRFIN20041212_002731_000000982032_00474_14556_8521.N1	12-DEC-2004 00:27:31	Twilight	97.500	62	94Bet Leo	2.1360	9700.0	195	14556	No
10	GOM_NL__2PRFIN20041212_003101_000000532032_00474_14556_8522.N1	12-DEC-2004 00:31:01	Twilight	52.500	15	67Alp Vir	0.97600	28000.	105	14556	No
11	GOM_NL__2PRFIN20041212_003429_000000462032_00474_14556_8523.N1	12-DEC-2004 00:34:29	Twilight	46.000	169	46Gam Hya	2.9910	4700.0	92	14556	No
12	GOM_NL__2PRFIN20041212_003624_000000452032_00474_14556_8524.N1	12-DEC-2004 00:36:24	Twilight	44.500	54	5The Cen	2.0550	4500.0	89	14556	No
13	GOM_NL__2PRFIN20041212_003927_000000432032_00474_14556_8525.N1	12-DEC-2004 00:39:27	Dark	43.000	95	Zet Cen	2.5450	26000.	86	14556	No
14	GOM_NL__2PRFIN20041212_004224_000000442032_00474_14556_8526.N1	12-DEC-2004 00:42:24	Dark	43.500	4	Alp1Cen	-0.010000	5800.0	87	14556	No
15	GOM_NL__2PRFIN20041212_004354_000000512032_00475_14557_8658.N1	12-DEC-2004 00:43:54	Dark	51.000	20	Bet Cru	1.2530	30000.	102	14557	No
16	GOM_NL__2PRFIN20041212_004709_000000482032_00475_14557_8659.N1	12-DEC-2004 00:47:09	Dark	48.000	113	Mu Vel	2.6920	5000.0	96	14557	No
17	GOM_NL__2PRFIN20041212_005044_000000412032_00475_14557_8660.N1	12-DEC-2004 00:50:44	Dark	40.500	29	Bet Car	1.6720	10200.	81	14557	No
18	GOM_NL__2PRFIN20041212_005307_000000482032_00475_14557_8661.N1	12-DEC-2004 00:53:07	Dark	47.500	41	Eps Car	1.8600	4100.0	95	14557	No
19	GOM_NL__2PRFIN20041212_005545_000000522032_00475_14557_8662.N1	12-DEC-2004 00:55:45	Dark	51.500	34	Gam2Vel	1.7930	23000.	103	14557	No
20	GOM_NL__2PRFIN20041212_005809_000000562032_00475_14557_8663.N1	12-DEC-2004 00:58:09	Dark	56.000	2	Alp Car	-0.73600	7000.0	112	14557	No
21	GOM_NL__2PRFIN20041212_010044_000000612032_00475_14557_8664.N1	12-DEC-2004 01:00:44	Dark	60.500	117	Pi Pup	2.7060	3800.0	121	14557	No
22	GOM_NL__2PRFIN20041212_010407_000000592032_00475_14557_8665.N1	12-DEC-2004 01:04:07	Straylight	58.500	23	21Eps CMa	1.5020	26000.	117	14557	No
23	GOM_NL__2PRFIN20041212_010600_000000592032_00475_14557_8666.N1	12-DEC-2004 01:06:00	Straylight	59.000	179	24Omi2CMa	3.0320	24000.	118	14557	No
24	GOM_NL__2PRFIN20041212_010916_000000792032_00475_14557_8667.N1	12-DEC-2004 01:09:16	Straylight	79.000	1	9Alp CMa	-1.4400	11000.	158	14557	No
25	GOM_NL__2PRFIN20041212_011235_000000532032_00475_14557_8668.N1	12-DEC-2004 01:12:35	Straylight	52.500	7	19Bet Ori	0.10000	14000.	105	14557	No
26	GOM_NL__2PRFIN20041212_011458_000000552032_00475_14557_8669.N1	12-DEC-2004 01:14:58	Straylight	54.500	30	46Eps Ori	1.6940	30000.	109	14557	No
27	GOM_NL__2PRFIN20041212_011724_000000532032_00475_14557_8670.N1	12-DEC-2004 01:17:24	Twilight	52.500	27	24Gam Ori	1.6360	26000.	105	14557	No
28	GOM_NL__2PRFIN20041212_012002_000000532032_00475_14557_8671.N1	12-DEC-2004 01:20:02	Twilight	53.000	13	87Alp Tau	0.86700	3800.0	106	14557	No
29	GOM_NL__2PRFIN20041212_012636_000000372032_00475_14557_8672.N1	12-DEC-2004 01:26:36	Bright	37.000	149	45Eps Per	2.8880	30000.	74	14557	No
30	GOM_NL__2PRFIN20041212_012814_000000402032_00475_14557_8673.N1	12-DEC-2004 01:28:14	Bright	39.500	73	57Gam1And	2.2600	13100.	79	14557	No
31	GOM_NL__2PRFIN20041212_013027_000000372032_00475_14557_8674.N1	12-DEC-2004 01:30:27	Bright	37.000	160	23Gam Per	2.9300	4700.0	74	14557	No
32	GOM_NL__2PRFIN20041212_013327_000000372032_00475_14557_8675.N1	12-DEC-2004 01:33:27	Bright	37.000	110	37Del Cas	2.6780	8900.0	74	14557	No
33	GOM_NL__2PRFIN20041212_014512_000000402032_00475_14557_8676.N1	12-DEC-2004 01:45:12	Bright	39.500	60	7Bet UMi	2.0810	3950.0	79	14557	No
34	GOM_NL__2PRFIN20041212_014732_000000492032_00475_14557_8677.N1	12-DEC-2004 01:47:32	Bright	48.500	82	48Bet UMa	2.3650	10600.	97	14557	No
35	GOM_NL__2PRFIN20041212_014959_000000452032_00475_14557_8678.N1	12-DEC-2004 01:49:59	Bright	44.500	32	77Eps UMa	1.7630	11000.	89	14557	No
36	GOM_NL__2PRFIN20041212_015227_000000562032_00475_14557_8679.N1	12-DEC-2004 01:52:27	Bright	56.000	39	85Eta UMa	1.8540	24000.	112	14557	No
37	GOM_NL__2PRFIN20041212_015540_000000382032_00475_14557_8680.N1	12-DEC-2004 01:55:40	Bright	37.500	180	27Gam Boo	3.0400	8000.0	75	14557	No
38	GOM_NL__2PRFIN20041212_015848_000000422032_00475_14557_8681.N1	12-DEC-2004 01:58:48	Bright	42.000	83		2.3780	11000.	84	14557	No
39	GOM_NL__2PRFIN20041212_020201_000000412032_00475_14557_8682.N1	12-DEC-2004 02:02:01	Bright	40.500	111	8Eta Boo	2.6800	6000.0	81	14557	No
40	GOM_NL__2PRFIN20041212_020543_000000492032_00475_14557_8683.N1	12-DEC-2004 02:05:43	Bright	48.500	138	47Eps Vir	2.8280	4700.0	97	14557	No
41	GOM_NL__2PRFIN20041212_020808_000000952032_00475_14557_8684.N1	12-DEC-2004 02:08:08	Twilight	95.000	62	94Bet Leo	2.1360	9700.0	190	14557	No
42	GOM_NL__2PRFIN20041212_021138_000000512032_00475_14557_8685.N1	12-DEC-2004 02:11:38	Twilight	51.000	15	67Alp Vir	0.97600	28000.	102	14557	No

43	GOM_NL__2PRFIN20041212_021701_000000462032_00475_14557_8686.N1	12-DEC-2004 02:17:01	Twilight	46.000	54	5The Cen	2.0550	4500.0	92	14557	No
44	GOM_NL__2PRFIN20041212_021825_000000432032_00475_14557_8687.N1	12-DEC-2004 02:18:25	Dark	43.000	123	lot Cen	2.7500	10200.	86	14557	No
45	GOM_NL__2PRFIN20041212_022004_000000392032_00475_14557_8688.N1	12-DEC-2004 02:20:04	Dark	39.000	95	Zet Cen	2.5450	26000.	78	14557	No
46	GOM_NL__2PRFIN20041212_022300_000000442032_00475_14557_8689.N1	12-DEC-2004 02:23:00	Dark	43.500	4	Alp1Cen	-0.010000	5800.0	87	14557	No
47	GOM_NL__2PRFIN20041212_022431_000000502032_00476_14558_8656.N1	12-DEC-2004 02:24:31	Dark	49.500	20	Bet Cru	1.2530	30000.	99	14558	No
48	GOM_NL__2PRFIN20041212_022745_000000502032_00476_14558_8657.N1	12-DEC-2004 02:27:45	Dark	49.500	113	Mu Vel	2.6920	5000.0	99	14558	No
49	GOM_NL__2PRFIN20041212_023120_000000422032_00476_14558_8658.N1	12-DEC-2004 02:31:20	Dark	41.500	29	Bet Car	1.6720	10200.	83	14558	No
50	GOM_NL__2PRFIN20041212_023344_000000492032_00476_14558_8659.N1	12-DEC-2004 02:33:44	Dark	48.500	41	Eps Car	1.8600	4100.0	97	14558	No
51	GOM_NL__2PRFIN20041212_023621_000000492032_00476_14558_8660.N1	12-DEC-2004 02:36:21	Dark	48.500	34	Gam2Vel	1.7930	23000.	97	14558	No
52	GOM_NL__2PRFIN20041212_023846_000000482032_00476_14558_8661.N1	12-DEC-2004 02:38:46	Dark	47.500	2	Alp Car	-0.73600	7000.0	95	14558	No
53	GOM_NL__2PRFIN20041212_024120_000000602032_00476_14558_8662.N1	12-DEC-2004 02:41:20	Dark	59.500	117	Pi Pup	2.7060	3800.0	119	14558	No
54	GOM_NL__2PRFIN20041212_024443_000000622032_00476_14558_8663.N1	12-DEC-2004 02:44:43	Straylight	61.500	23	21Eps CMa	1.5020	26000.	123	14558	No
55	GOM_NL__2PRFIN20041212_024636_000000602032_00476_14558_8664.N1	12-DEC-2004 02:46:36	Straylight	59.500	179	24Omi2CMa	3.0320	24000.	119	14558	No
56	GOM_NL__2PRFIN20041212_024952_000000802032_00476_14558_8665.N1	12-DEC-2004 02:49:52	Straylight	80.000	1	9Alp CMa	-1.4400	11000.	160	14558	No
57	GOM_NL__2PRFIN20041212_025310_000000552032_00476_14558_8666.N1	12-DEC-2004 02:53:10	Straylight	55.000	7	19Bet Ori	0.10000	14000.	110	14558	No
58	GOM_NL__2PRFIN20041212_025534_000000542032_00476_14558_8667.N1	12-DEC-2004 02:55:34	Straylight	53.500	30	46Eps Ori	1.6940	30000.	107	14558	No
59	GOM_NL__2PRFIN20041212_025759_000000542032_00476_14558_8668.N1	12-DEC-2004 02:57:59	Tw_i_and_stray	53.500	27	24Gam Ori	1.6360	26000.	107	14558	No
60	GOM_NL__2PRFIN20041212_030037_000000552032_00476_14558_8669.N1	12-DEC-2004 03:00:37	Tw_i_and_stray	55.000	13	87Alp Tau	0.86700	3800.0	110	14558	No
61	GOM_NL__2PRFIN20041212_030713_000000382032_00476_14558_8670.N1	12-DEC-2004 03:07:13	Bright	38.000	149	45Eps Per	2.8880	30000.	76	14558	No
62	GOM_NL__2PRFIN20041212_030850_000000412032_00476_14558_8671.N1	12-DEC-2004 03:08:50	Bright	41.000	73	57Gam1And	2.2600	13100.	82	14558	No
63	GOM_NL__2PRFIN20041212_031102_000000392032_00476_14558_8672.N1	12-DEC-2004 03:11:02	Bright	38.500	160	23Gam Per	2.9300	4700.0	77	14558	No
64	GOM_NL__2PRFIN20041212_031403_000000372032_00476_14558_8673.N1	12-DEC-2004 03:14:03	Bright	37.000	110	37Del Cas	2.6780	8900.0	74	14558	No
65	GOM_NL__2PRFIN20041212_032547_000000402032_00476_14558_8674.N1	12-DEC-2004 03:25:47	Bright	40.000	60	7Bet UMi	2.0810	3950.0	80	14558	No
66	GOM_NL__2PRFIN20041212_032807_000000512032_00476_14558_8675.N1	12-DEC-2004 03:28:07	Bright	50.500	82	48Bet UMa	2.3650	10600.	101	14558	No
67	GOM_NL__2PRFIN20041212_033035_000000412032_00476_14558_8676.N1	12-DEC-2004 03:30:35	Bright	41.000	32	77Eps UMa	1.7630	11000.	82	14558	No
68	GOM_NL__2PRFIN20041212_033302_000000382032_00476_14558_8677.N1	12-DEC-2004 03:33:02	Bright	38.000	39	85Eta UMa	1.8540	24000.	76	14558	No
69	GOM_NL__2PRFIN20041212_033616_000000372032_00476_14558_8678.N1	12-DEC-2004 03:36:16	Bright	36.500	180	27Gam Boo	3.0400	8000.0	73	14558	No
70	GOM_NL__2PRFIN20041212_033924_000000382032_00476_14558_8679.N1	12-DEC-2004 03:39:24	Bright	37.500	83		2.3780	11000.	75	14558	No
71	GOM_NL__2PRFIN20041212_034237_000000422032_00476_14558_8680.N1	12-DEC-2004 03:42:37	Bright	41.500	111	8Eta Boo	2.6800	6000.0	83	14558	No
72	GOM_NL__2PRFIN20041212_034619_000000522032_00476_14558_8681.N1	12-DEC-2004 03:46:19	Bright	51.500	138	47Eps Vir	2.8280	4700.0	103	14558	No
73	GOM_NL__2PRFIN20041212_034845_000000912032_00476_14558_8682.N1	12-DEC-2004 03:48:45	Tw_i_and_stray	90.500	62	94Bet Leo	2.1360	9700.0	181	14558	No
74	GOM_NL__2PRFIN20041212_035214_000000512032_00476_14558_8683.N1	12-DEC-2004 03:52:14	Tw_i_and_stray	50.500	15	67Alp Vir	0.97600	28000.	101	14558	No
75	GOM_NL__2PRFIN20041212_035542_000000452032_00476_14558_8684.N1	12-DEC-2004 03:55:42	Twilight	45.000	169	46Gam Hya	2.9910	4700.0	90	14558	No
76	GOM_NL__2PRFIN20041212_035737_000000482032_00476_14558_8685.N1	12-DEC-2004 03:57:37	Twilight	47.500	54	5The Cen	2.0550	4500.0	95	14558	No
77	GOM_NL__2PRFIN20041212_035900_000000422032_00476_14558_8686.N1	12-DEC-2004 03:59:00	Dark	42.000	123	lot Cen	2.7500	10200.	84	14558	No
78	GOM_NL__2PRFIN20041212_040039_000000432032_00476_14558_8687.N1	12-DEC-2004 04:00:39	Dark	42.500	95	Zet Cen	2.5450	26000.	85	14558	No
79	GOM_NL__2PRFIN20041212_040336_000000522032_00476_14558_8688.N1	12-DEC-2004 04:03:36	Dark	52.000	4	Alp1Cen	-0.010000	5800.0	104	14558	No
80	GOM_NL__2PRFIN20041212_040508_000000442032_00477_14559_8657.N1	12-DEC-2004 04:05:08	Dark	43.500	20	Bet Cru	1.2530	30000.	87	14559	No
81	GOM_NL__2PRFIN20041212_040822_000000472032_00477_14559_8658.N1	12-DEC-2004 04:08:22	Dark	46.500	113	Mu Vel	2.6920	5000.0	93	14559	No
82	GOM_NL__2PRFIN20041212_041157_000000412032_00477_14559_8659.N1	12-DEC-2004 04:11:57	Dark	40.500	29	Bet Car	1.6720	10200.	81	14559	No
83	GOM_NL__2PRFIN20041212_041421_000000552032_00477_14559_8660.N1	12-DEC-2004 04:14:21	Dark	55.000	41	Eps Car	1.8600	4100.0	110	14559	No
84	GOM_NL__2PRFIN20041212_041657_000000492032_00477_14559_8661.N1	12-DEC-2004 04:16:57	Dark	49.000	34	Gam2Vel	1.7930	23000.	98	14559	No
85	GOM_NL__2PRFIN20041212_041922_000000562032_00477_14559_8662.N1	12-DEC-2004 04:19:22	Dark	56.000	2	Alp Car	-0.73600	7000.0	112	14559	No
86	GOM_NL__2PRFIN20041212_042156_000000592032_00477_14559_8663.N1	12-DEC-2004 04:21:56	Dark	59.000	117	Pi Pup	2.7060	3800.0	118	14559	No
87	GOM_NL__2PRFIN20041212_042517_000000632032_00477_14559_8664.N1	12-DEC-2004 04:25:17	Straylight	63.000	23	21Eps CMa	1.5020	26000.	126	14559	No
88	GOM_NL__2PRFIN20041212_042709_000000622032_00477_14559_8665.N1	12-DEC-2004 04:27:09	Straylight	62.000	179	24Omi2CMa	3.0320	24000.	124	14559	No
89	GOM_NL__2PRFIN20041212_043027_000000702032_00477_14559_8666.N1	12-DEC-2004 04:30:27	Straylight	69.500	1	9Alp CMa	-1.4400	11000.	139	14559	No
90	GOM_NL__2PRFIN20041212_043347_000000572032_00477_14559_8667.N1	12-DEC-2004 04:33:47	Straylight	56.500	7	19Bet Ori	0.10000	14000.	113	14559	No
91	GOM_NL__2PRFIN20041212_043610_000000532032_00477_14559_8668.N1	12-DEC-2004 04:36:10	Straylight	52.500	30	46Eps Ori	1.6940	30000.	105	14559	No
92	GOM_NL__2PRFIN20041212_043834_000000552032_00477_14559_8669.N1	12-DEC-2004 04:38:34	Tw_i_and_stray	54.500	27	24Gam Ori	1.6360	26000.	109	14559	No
93	GOM_NL__2PRFIN20041212_044114_000000552032_00477_14559_8670.N1	12-DEC-2004 04:41:14	Tw_i_and_stray	55.000	13	87Alp Tau	0.86700	3800.0	110	14559	No
94	GOM_NL__2PRFIN20041212_044748_000000372032_00477_14559_8671.N1	12-DEC-2004 04:47:48	Bright	37.000	149	45Eps Per	2.8880	30000.	74	14559	No
95	GOM_NL__2PRFIN20041212_044926_000000402032_00477_14559_8672.N1	12-DEC-2004 04:49:26	Bright	39.500	73	57Gam1And	2.2600	13100.	79	14559	No
96	GOM_NL__2PRFIN20041212_045138_000000372032_00477_14559_8673.N1	12-DEC-2004 04:51:38	Bright	37.000	160	23Gam Per	2.9300	4700.0	74	14559	No
97	GOM_NL__2PRFIN20041212_045439_000000372032_00477_14559_8674.N1	12-DEC-2004 04:54:39	Bright	37.000	110	37Del Cas	2.6780	8900.0	74	14559	No
98	GOM_NL__2PRFIN20041212_050623_000000402032_00477_14559_8675.N1	12-DEC-2004 05:06:23	Bright	40.000	60	7Bet UMi	2.0810	3950.0	80	14559	No
99	GOM_NL__2PRFIN20041212_050842_000000502032_00477_14559_8676.N1	12-DEC-2004 05:08:42	Bright	50.000	82	48Bet UMa	2.3650	10600.	100	14559	No
100	GOM_NL__2PRFIN20041212_051108_000000462032_00477_14559_8677.N1	12-DEC-2004 05:11:08	Bright	46.000	32	77Eps UMa	1.7630	11000.	92	14559	No
101	GOM_NL__2PRFIN20041212_051338_000000412032_00477_14559_8678.N1	12-DEC-2004 05:13:38	Bright	41.000	39	85Eta UMa	1.8540	24000.	82	14559	No

102	GOM_NL__2PRFIN20041212_051651_000000372032_00477_14559_8679.N1	12-DEC-2004 05:16:51	Bright	36.500	180	27Gam Boo	3.0400	8000.0	73	14559	No
103	GOM_NL__2PRFIN20041212_051958_000000402032_00477_14559_8680.N1	12-DEC-2004 05:19:58	Bright	39.500	83		2.3780	11000.	79	14559	No
104	GOM_NL__2PRFIN20041212_052311_000000442032_00477_14559_8681.N1	12-DEC-2004 05:23:11	Bright	43.500	111	8Eta Boo	2.6800	6000.0	87	14559	No
105	GOM_NL__2PRFIN20041212_052654_000000502032_00477_14559_8682.N1	12-DEC-2004 05:26:54	Bright	50.000	138	47Eps Vir	2.8280	4700.0	100	14559	No
106	GOM_NL__2PRFIN20041212_052923_000000942032_00477_14559_8683.N1	12-DEC-2004 05:29:23	Twi_and_stray	94.000	62	94Bet Leo	2.1360	9700.0	188	14559	No
107	GOM_NL__2PRFIN20041212_053250_000000552032_00477_14559_8684.N1	12-DEC-2004 05:32:50	Twi_and_stray	54.500	15	67Alp Vir	0.97600	28000.	109	14559	No
108	GOM_NL__2PRFIN20041212_053619_000000482032_00477_14559_8685.N1	12-DEC-2004 05:36:19	Twilight	47.500	169	46Gam Hya	2.9910	4700.0	95	14559	No
109	GOM_NL__2PRFIN20041212_053814_000000492032_00477_14559_8686.N1	12-DEC-2004 05:38:14	Twilight	48.500	54	5The Cen	2.0550	4500.0	97	14559	No
110	GOM_NL__2PRFIN20041212_053938_000000452032_00477_14559_8687.N1	12-DEC-2004 05:39:38	Dark	44.500	123	lot Cen	2.7500	10200.	89	14559	No
111	GOM_NL__2PRFIN20041212_054116_000000422032_00477_14559_8688.N1	12-DEC-2004 05:41:16	Dark	42.000	95	Zet Cen	2.5450	26000.	84	14559	No
112	GOM_NL__2PRFIN20041212_054412_000000442032_00477_14559_8689.N1	12-DEC-2004 05:44:12	Dark	44.000	4	Alp1Cen	-0.010000	5800.0	88	14559	No
113	GOM_NL__2PRFIN20041212_054544_000000432032_00478_14560_7919.N1	12-DEC-2004 05:45:44	Dark	42.500	20	Bet Cru	1.2530	30000.	85	14560	No
114	GOM_NL__2PRFIN20041212_054859_000000482032_00478_14560_7920.N1	12-DEC-2004 05:48:59	Dark	47.500	113	Mu Vel	2.6920	5000.0	95	14560	No
115	GOM_NL__2PRFIN20041212_055234_000000412032_00478_14560_7921.N1	12-DEC-2004 05:52:34	Dark	40.500	29	Bet Car	1.6720	10200.	81	14560	No
116	GOM_NL__2PRFIN20041212_055512_000000692032_00478_14560_7922.N1	12-DEC-2004 05:55:12	Dark	69.000	65	Lam Vel	2.2040	4400.0	138	14560	No
117	GOM_NL__2PRFIN20041212_055734_000000572032_00478_14560_7923.N1	12-DEC-2004 05:57:34	Dark	56.500	34	Gam2Vel	1.7930	23000.	113	14560	No
118	GOM_NL__2PRFIN20041212_055959_000000562032_00478_14560_7924.N1	12-DEC-2004 05:59:59	Dark	56.000	2	Alp Car	-0.73600	7000.0	112	14560	No
119	GOM_NL__2PRFIN20041212_060232_000000592032_00478_14560_7925.N1	12-DEC-2004 06:02:32	Dark	59.000	117	Pi Pup	2.7060	3800.0	118	14560	No
120	GOM_NL__2PRFIN20041212_060555_000000632032_00478_14560_7926.N1	12-DEC-2004 06:05:55	Straylight	63.000	23	21Eps CMa	1.5020	26000.	126	14560	No
121	GOM_NL__2PRFIN20041212_060746_000000622032_00478_14560_7927.N1	12-DEC-2004 06:07:46	Straylight	61.500	179	24Omi2CMa	3.0320	24000.	123	14560	No
122	GOM_NL__2PRFIN20041212_061103_000000772032_00478_14560_7928.N1	12-DEC-2004 06:11:03	Straylight	77.000	1	9Alp CMa	-1.4400	11000.	154	14560	No
123	GOM_NL__2PRFIN20041212_061423_000000582032_00478_14560_7929.N1	12-DEC-2004 06:14:23	Straylight	58.000	7	19Bet Ori	0.10000	14000.	116	14560	No
124	GOM_NL__2PRFIN20041212_061646_000000552032_00478_14560_7930.N1	12-DEC-2004 06:16:46	Straylight	54.500	30	46Eps Ori	1.6940	30000.	109	14560	No
125	GOM_NL__2PRFIN20041212_062008_000000712032_00478_14560_7931.N1	12-DEC-2004 06:20:08	Twi_and_stray	71.000	14	58Alp Ori	0.87000	3000.0	142	14560	No
126	GOM_NL__2PRFIN20041212_062150_000000492032_00478_14560_7932.N1	12-DEC-2004 06:21:50	Twi_and_stray	48.500	13	87Alp Tau	0.86700	3800.0	97	14560	No
127	GOM_NL__2PRFIN20041212_062422_000000472032_00478_14560_7933.N1	12-DEC-2004 06:24:22	Bright	47.000	176	23Zet Tau	3.0200	22000.	94	14560	No
128	GOM_NL__2PRFIN20041212_062606_000000372032_00478_14560_7934.N1	12-DEC-2004 06:26:06	Bright	36.500	150	44Zet Per	2.8900	28000.	73	14560	No
129	GOM_NL__2PRFIN20041212_062825_000000382032_00478_14560_7935.N1	12-DEC-2004 06:28:25	Bright	38.000	149	45Eps Per	2.8880	30000.	76	14560	No
130	GOM_NL__2PRFIN20041212_063003_000000382032_00478_14560_7936.N1	12-DEC-2004 06:30:03	Bright	37.500	73	57Gam1And	2.2600	13100.	75	14560	No
131	GOM_NL__2PRFIN20041212_063214_000000382032_00478_14560_7937.N1	12-DEC-2004 06:32:14	Bright	37.500	160	23Gam Per	2.9300	4700.0	75	14560	No
132	GOM_NL__2PRFIN20041212_063516_000000372032_00478_14560_7938.N1	12-DEC-2004 06:35:16	Bright	36.500	110	37Del Cas	2.6780	8900.0	73	14560	No
133	GOM_NL__2PRFIN20041212_063747_000001152032_00478_14560_7939.N1	12-DEC-2004 06:37:47	Bright	115.00	17	78Bet Gem	1.1610	4500.0	230	14560	No
134	GOM_NL__2PRFIN20041212_064215_000000382032_00478_14560_7940.N1	12-DEC-2004 06:42:15	Bright	37.500	49	1Alp UMi	1.9900	6300.0	75	14560	No
135	GOM_NL__2PRFIN20041212_064659_000000412032_00478_14560_7941.N1	12-DEC-2004 06:46:59	Bright	40.500	60	7Bet UMi	2.0810	3950.0	81	14560	No
136	GOM_NL__2PRFIN20041212_064917_000000502032_00478_14560_7942.N1	12-DEC-2004 06:49:17	Bright	50.000	82	48Bet UMa	2.3650	10600.	100	14560	No
137	GOM_NL__2PRFIN20041212_065146_000000432032_00478_14560_7943.N1	12-DEC-2004 06:51:46	Bright	42.500	32	77Eps UMa	1.7630	11000.	85	14560	No
138	GOM_NL__2PRFIN20041212_065411_000000442032_00478_14560_7944.N1	12-DEC-2004 06:54:11	Bright	44.000	39	85Eta UMa	1.8540	24000.	88	14560	No
139	GOM_NL__2PRFIN20041212_065727_000000392032_00478_14560_7945.N1	12-DEC-2004 06:57:27	Bright	39.000	180	27Gam Boo	3.0400	8000.0	78	14560	No
140	GOM_NL__2PRFIN20041212_070034_000000402032_00478_14560_7946.N1	12-DEC-2004 07:00:34	Bright	39.500	83		2.3780	11000.	79	14560	No
141	GOM_NL__2PRFIN20041212_070349_000000422032_00478_14560_7947.N1	12-DEC-2004 07:03:49	Bright	42.000	111	8Eta Boo	2.6800	6000.0	84	14560	No
142	GOM_NL__2PRFIN20041212_070731_000000492032_00478_14560_7948.N1	12-DEC-2004 07:07:31	Bright	49.000	138	47Eps Vir	2.8280	4700.0	98	14560	No
143	GOM_NL__2PRFIN20041212_071000_000000912032_00478_14560_7949.N1	12-DEC-2004 07:10:00	Twi_and_stray	91.000	62	94Bet Leo	2.1360	9700.0	182	14560	No
144	GOM_NL__2PRFIN20041212_071326_000000532032_00478_14560_7950.N1	12-DEC-2004 07:13:26	Twi_and_stray	53.000	15	67Alp Vir	0.97600	28000.	106	14560	No
145	GOM_NL__2PRFIN20041212_071656_000000482032_00478_14560_7951.N1	12-DEC-2004 07:16:56	Twilight	47.500	169	46Gam Hya	2.9910	4700.0	95	14560	No
146	GOM_NL__2PRFIN20041212_071850_000000512032_00478_14560_7952.N1	12-DEC-2004 07:18:50	Twilight	50.500	54	5The Cen	2.0550	4500.0	101	14560	No
147	GOM_NL__2PRFIN20041212_072014_000000432032_00478_14560_7953.N1	12-DEC-2004 07:20:14	Dark	42.500	123	lot Cen	2.7500	10200.	85	14560	No
148	GOM_NL__2PRFIN20041212_072152_000000412032_00478_14560_7954.N1	12-DEC-2004 07:21:52	Dark	40.500	95	Zet Cen	2.5450	26000.	81	14560	No
149	GOM_NL__2PRFIN20041212_072448_000000432032_00478_14560_7955.N1	12-DEC-2004 07:24:48	Dark	43.000	4	Alp1Cen	-0.010000	5800.0	86	14560	No
150	GOM_NL__2PRFIN20041212_072621_000000452032_00479_14561_7726.N1	12-DEC-2004 07:26:21	Dark	45.000	20	Bet Cru	1.2530	30000.	90	14561	No
151	GOM_NL__2PRFIN20041212_072936_000000462032_00479_14561_7727.N1	12-DEC-2004 07:29:36	Dark	46.000	113	Mu Vel	2.6920	5000.0	92	14561	No
152	GOM_NL__2PRFIN20041212_073310_000000402032_00479_14561_7728.N1	12-DEC-2004 07:33:10	Dark	39.500	29	Bet Car	1.6720	10200.	79	14561	No
153	GOM_NL__2PRFIN20041212_073550_000000732032_00479_14561_7729.N1	12-DEC-2004 07:35:50	Dark	72.500	65	Lam Vel	2.2040	4400.0	145	14561	No
154	GOM_NL__2PRFIN20041212_073811_000000492032_00479_14561_7730.N1	12-DEC-2004 07:38:11	Dark	48.500	34	Gam2Vel	1.7930	23000.	97	14561	No
155	GOM_NL__2PRFIN20041212_074035_000000562032_00479_14561_7731.N1	12-DEC-2004 07:40:35	Dark	56.000	2	Alp Car	-0.73600	7000.0	112	14561	No
156	GOM_NL__2PRFIN20041212_074309_000000572032_00479_14561_7732.N1	12-DEC-2004 07:43:09	Dark	56.500	117	Pi Pup	2.7060	3800.0	113	14561	No
157	GOM_NL__2PRFIN20041212_074632_000000602032_00479_14561_7733.N1	12-DEC-2004 07:46:32	Straylight	59.500	23	21Eps CMa	1.5020	26000.	119	14561	No
158	GOM_NL__2PRFIN20041212_074824_000000602032_00479_14561_7734.N1	12-DEC-2004 07:48:24	Straylight	59.500	179	24Omi2CMa	3.0320	24000.	119	14561	No
159	GOM_NL__2PRFIN20041212_075139_000000762032_00479_14561_7735.N1	12-DEC-2004 07:51:39	Straylight	76.000	1	9Alp CMa	-1.4400	11000.	152	14561	No
160	GOM_NL__2PRFIN20041212_075459_000000582032_00479_14561_7736.N1	12-DEC-2004 07:54:59	Straylight	58.000	7	19Bet Ori	0.10000	14000.	116	14561	No



161	GOM_NL__2PRFIN20041212_075722_000000542032_00479_14561_7737.N1	12-DEC-2004 07:57:22	Straylight	53.500	30	46Eps Ori	1.6940	30000.	107	14561	No
162	GOM_NL__2PRFIN20041212_080043_000000712032_00479_14561_7738.N1	12-DEC-2004 08:00:43	Tw_i_and_stray	71.000	14	58Alp Ori	0.87000	3000.0	142	14561	No
163	GOM_NL__2PRFIN20041212_080226_000000552032_00479_14561_7739.N1	12-DEC-2004 08:02:26	Tw_i_and_stray	55.000	13	87Alp Tau	0.86700	3800.0	110	14561	No
164	GOM_NL__2PRFIN20041212_080458_000000452032_00479_14561_7740.N1	12-DEC-2004 08:04:58	Bright	45.000	176	23Zet Tau	3.0200	22000.	90	14561	No
165	GOM_NL__2PRFIN20041212_080641_000000382032_00479_14561_7741.N1	12-DEC-2004 08:06:41	Bright	37.500	150	44Zet Per	2.8900	28000.	75	14561	No
166	GOM_NL__2PRFIN20041212_080900_000000372032_00479_14561_7742.N1	12-DEC-2004 08:09:00	Bright	37.000	149	45Eps Per	2.8880	30000.	74	14561	No
167	GOM_NL__2PRFIN20041212_081039_000000392032_00479_14561_7743.N1	12-DEC-2004 08:10:39	Bright	39.000	73	57Gam1And	2.2600	13100.	78	14561	No
168	GOM_NL__2PRFIN20041212_081251_000000382032_00479_14561_7744.N1	12-DEC-2004 08:12:51	Bright	38.000	160	23Gam Per	2.9300	4700.0	76	14561	No
169	GOM_NL__2PRFIN20041212_081552_000000382032_00479_14561_7745.N1	12-DEC-2004 08:15:52	Bright	37.500	110	37Del Cas	2.6780	8900.0	75	14561	No
170	GOM_NL__2PRFIN20041212_081819_000001232032_00479_14561_7746.N1	12-DEC-2004 08:18:19	Bright	122.50	17	78Bet Gem	1.1610	4500.0	245	14561	No
171	GOM_NL__2PRFIN20041212_082252_000000372032_00479_14561_7747.N1	12-DEC-2004 08:22:52	Bright	36.500	49	1Alp UMi	1.9900	6300.0	73	14561	No
172	GOM_NL__2PRFIN20041212_082735_000000402032_00479_14561_7748.N1	12-DEC-2004 08:27:35	Bright	39.500	60	7Bet UMi	2.0810	3950.0	79	14561	No
173	GOM_NL__2PRFIN20041212_082953_000000512032_00479_14561_7749.N1	12-DEC-2004 08:29:53	Bright	51.000	82	48Bet UMa	2.3650	10600.	102	14561	No
174	GOM_NL__2PRFIN20041212_083222_000000442032_00479_14561_7750.N1	12-DEC-2004 08:32:22	Bright	44.000	32	77Eps UMa	1.7630	11000.	88	14561	No
175	GOM_NL__2PRFIN20041212_083450_000000402032_00479_14561_7751.N1	12-DEC-2004 08:34:50	Bright	40.000	39	85Eta UMa	1.8540	24000.	80	14561	No
176	GOM_NL__2PRFIN20041212_083802_000000372032_00479_14561_7752.N1	12-DEC-2004 08:38:02	Bright	37.000	180	27Gam Boo	3.0400	8000.0	74	14561	No
177	GOM_NL__2PRFIN20041212_084112_000000392032_00479_14561_7753.N1	12-DEC-2004 08:41:12	Bright	38.500	83		2.3780	11000.	77	14561	No
178	GOM_NL__2PRFIN20041212_084425_000000422032_00479_14561_7754.N1	12-DEC-2004 08:44:25	Bright	41.500	111	8Eta Boo	2.6800	6000.0	83	14561	No
179	GOM_NL__2PRFIN20041212_084808_000000692032_00479_14561_7755.N1	12-DEC-2004 08:48:08	Bright	69.000	138	47Eps Vir	2.8280	4700.0	138	14561	No
180	GOM_NL__2PRFIN20041212_085037_000000932032_00479_14561_7756.N1	12-DEC-2004 08:50:37	Tw_i_and_stray	92.500	62	94Bet Leo	2.1360	9700.0	185	14561	No
181	GOM_NL__2PRFIN20041212_085403_000000502032_00479_14561_7757.N1	12-DEC-2004 08:54:03	Tw_i_and_stray	50.000	15	67Alp Vir	0.97600	28000.	100	14561	No
182	GOM_NL__2PRFIN20041212_085733_000000452032_00479_14561_7758.N1	12-DEC-2004 08:57:33	Twilight	44.500	169	46Gam Hya	2.9910	4700.0	89	14561	No
183	GOM_NL__2PRFIN20041212_085927_000000452032_00479_14561_7759.N1	12-DEC-2004 08:59:27	Twilight	44.500	54	5The Cen	2.0550	4500.0	89	14561	No
184	GOM_NL__2PRFIN20041212_090051_000000422032_00479_14561_7760.N1	12-DEC-2004 09:00:51	Dark	41.500	123	1ot Cen	2.7500	10200.	83	14561	No
185	GOM_NL__2PRFIN20041212_090229_000000392032_00479_14561_7761.N1	12-DEC-2004 09:02:29	Dark	38.500	95	Zet Cen	2.5450	26000.	77	14561	No
186	GOM_NL__2PRFIN20041212_090524_000000452032_00479_14561_7762.N1	12-DEC-2004 09:05:24	Dark	45.000	4	Alp1Cen	-0.010000	5800.0	90	14561	No
187	GOM_NL__2PRFIN20041212_090658_000000412032_00480_14562_7726.N1	12-DEC-2004 09:06:58	Dark	41.000	20	Bet Cru	1.2530	30000.	82	14562	No
188	GOM_NL__2PRFIN20041212_091013_000000482032_00480_14562_7727.N1	12-DEC-2004 09:10:13	Dark	48.000	113	Mu Vel	2.6920	5000.0	96	14562	No
189	GOM_NL__2PRFIN20041212_091347_000000402032_00480_14562_7728.N1	12-DEC-2004 09:13:47	Dark	39.500	29	Bet Car	1.6720	10200.	79	14562	No
190	GOM_NL__2PRFIN20041212_091626_000000662032_00480_14562_7729.N1	12-DEC-2004 09:16:26	Dark	65.500	65	Lam Vel	2.2040	4400.0	131	14562	No
191	GOM_NL__2PRFIN20041212_091848_000000482032_00480_14562_7730.N1	12-DEC-2004 09:18:48	Dark	47.500	34	Gam2Vel	1.7930	23000.	95	14562	No
192	GOM_NL__2PRFIN20041212_092112_000000492032_00480_14562_7731.N1	12-DEC-2004 09:21:12	Dark	48.500	2	Alp Car	-0.73600	7000.0	97	14562	No
193	GOM_NL__2PRFIN20041212_092346_000000582032_00480_14562_7732.N1	12-DEC-2004 09:23:46	Dark	58.000	117	Pi Pup	2.7060	3800.0	116	14562	No
194	GOM_NL__2PRFIN20041212_092709_000000602032_00480_14562_7733.N1	12-DEC-2004 09:27:09	Straylight	60.000	23	21Eps CMa	1.5020	26000.	120	14562	No
195	GOM_NL__2PRFIN20041212_092900_000000602032_00480_14562_7734.N1	12-DEC-2004 09:29:00	Straylight	60.000	179	24Omi2CMa	3.0320	24000.	120	14562	No
196	GOM_NL__2PRFIN20041212_093215_000000732032_00480_14562_7735.N1	12-DEC-2004 09:32:15	Straylight	73.000	1	9Alp CMa	-1.4400	11000.	146	14562	No
197	GOM_NL__2PRFIN20041212_093535_000000572032_00480_14562_7736.N1	12-DEC-2004 09:35:35	Straylight	57.000	7	19Bet Ori	0.10000	14000.	114	14562	No
198	GOM_NL__2PRFIN20041212_093758_000000512032_00480_14562_7737.N1	12-DEC-2004 09:37:58	Straylight	50.500	30	46Eps Ori	1.6940	30000.	101	14562	No
199	GOM_NL__2PRFIN20041212_094119_000000642032_00480_14562_7738.N1	12-DEC-2004 09:41:19	Tw_i_and_stray	63.500	14	58Alp Ori	0.87000	3000.0	127	14562	No
200	GOM_NL__2PRFIN20041212_094301_000000552032_00480_14562_7739.N1	12-DEC-2004 09:43:01	Tw_i_and_stray	55.000	13	87Alp Tau	0.86700	3800.0	110	14562	No
201	GOM_NL__2PRFIN20041212_094533_000000462032_00480_14562_7740.N1	12-DEC-2004 09:45:33	Bright	45.500	176	23Zet Tau	3.0200	22000.	91	14562	No
202	GOM_NL__2PRFIN20041212_094717_000000382032_00480_14562_7741.N1	12-DEC-2004 09:47:17	Bright	37.500	150	44Zet Per	2.8900	28000.	75	14562	No
203	GOM_NL__2PRFIN20041212_094937_000000362032_00480_14562_7742.N1	12-DEC-2004 09:49:37	Bright	36.000	149	45Eps Per	2.8880	30000.	72	14562	No
204	GOM_NL__2PRFIN20041212_095115_000000402032_00480_14562_7743.N1	12-DEC-2004 09:51:15	Bright	40.000	73	57Gam1And	2.2600	13100.	80	14562	No
205	GOM_NL__2PRFIN20041212_095327_000000392032_00480_14562_7744.N1	12-DEC-2004 09:53:27	Bright	39.000	160	23Gam Per	2.9300	4700.0	78	14562	No
206	GOM_NL__2PRFIN20041212_095628_000000382032_00480_14562_7745.N1	12-DEC-2004 09:56:28	Bright	37.500	110	37Del Cas	2.6780	8900.0	75	14562	No
207	GOM_NL__2PRFIN20041212_095852_000001282032_00480_14562_7746.N1	12-DEC-2004 09:58:52	Bright	128.00	17	78Bet Gem	1.1610	4500.0	256	14562	No
208	GOM_NL__2PRFIN20041212_100328_000000392032_00480_14562_7747.N1	12-DEC-2004 10:03:28	Bright	38.500	49	1Alp UMi	1.9900	6300.0	77	14562	No
209	GOM_NL__2PRFIN20041212_100810_000000392032_00480_14562_7748.N1	12-DEC-2004 10:08:10	Bright	39.000	60	7Bet UMi	2.0810	3950.0	78	14562	No
210	GOM_NL__2PRFIN20041212_101028_000000502032_00480_14562_7749.N1	12-DEC-2004 10:10:28	Bright	50.000	82	48Bet UMa	2.3650	10600.	100	14562	No
211	GOM_NL__2PRFIN20041212_101258_000000562032_00480_14562_7750.N1	12-DEC-2004 10:12:58	Bright	55.500	32	77Eps UMa	1.7630	11000.	111	14562	No
212	GOM_NL__2PRFIN20041212_101525_000000412032_00480_14562_7751.N1	12-DEC-2004 10:15:25	Bright	41.000	39	85Eta UMa	1.8540	24000.	82	14562	No
213	GOM_NL__2PRFIN20041212_101838_000000382032_00480_14562_7752.N1	12-DEC-2004 10:18:38	Bright	37.500	180	27Gam Boo	3.0400	8000.0	75	14562	No
214	GOM_NL__2PRFIN20041212_102148_000000392032_00480_14562_7753.N1	12-DEC-2004 10:21:48	Bright	38.500	83		2.3780	11000.	77	14562	No
215	GOM_NL__2PRFIN20041212_102501_000000422032_00480_14562_7754.N1	12-DEC-2004 10:25:01	Bright	42.000	111	8Eta Boo	2.6800	6000.0	84	14562	No
216	GOM_NL__2PRFIN20041212_102844_000000502032_00480_14562_7755.N1	12-DEC-2004 10:28:44	Bright	50.000	138	47Eps Vir	2.8280	4700.0	100	14562	No
217	GOM_NL__2PRFIN20041212_103114_000000912032_00480_14562_7756.N1	12-DEC-2004 10:31:14	Tw_i_and_stray	91.000	62	94Bet Leo	2.1360	9700.0	182	14562	No
218	GOM_NL__2PRFIN20041212_103440_000000482032_00480_14562_7757.N1	12-DEC-2004 10:34:40	Tw_i_and_stray	47.500	15	67Alp Vir	0.97600	28000.	95	14562	No
219	GOM_NL__2PRFIN20041212_103809_000000502032_00480_14562_7758.N1	12-DEC-2004 10:38:09	Twilight	49.500	169	46Gam Hya	2.9910	4700.0	99	14562	No

220	GOM_NL__2PRFIN20041212_104003_000000492032_00480_14562_7759.N1	12-DEC-2004 10:40:03	Twilight	48.500	54	5The Cen	2.0550	4500.0	97	14562	No
221	GOM_NL__2PRFIN20041212_104127_000000432032_00480_14562_7760.N1	12-DEC-2004 10:41:27	Dark	43.000	123	lot Cen	2.7500	10200.	86	14562	No
222	GOM_NL__2PRFIN20041212_104305_000000392032_00480_14562_7761.N1	12-DEC-2004 10:43:05	Dark	39.000	95	Zet Cen	2.5450	26000.	78	14562	No
223	GOM_NL__2PRFIN20041212_104600_000000492032_00480_14562_7762.N1	12-DEC-2004 10:46:00	Dark	48.500	4	Alp1Cen	-0.010000	5800.0	97	14562	No
224	GOM_NL__2PRFIN20041212_104734_000000422032_00481_14563_7726.N1	12-DEC-2004 10:47:34	Dark	42.000	20	Bet Cru	1.2530	30000.	84	14563	No
225	GOM_NL__2PRFIN20041212_105050_000000502032_00481_14563_7727.N1	12-DEC-2004 10:50:50	Dark	49.500	113	Mu Vel	2.6920	5000.0	99	14563	No
226	GOM_NL__2PRFIN20041212_105423_000000402032_00481_14563_7728.N1	12-DEC-2004 10:54:23	Dark	40.000	29	Bet Car	1.6720	10200.	80	14563	No
227	GOM_NL__2PRFIN20041212_105703_000000682032_00481_14563_7729.N1	12-DEC-2004 10:57:03	Dark	68.000	65	Lam Vel	2.2040	4400.0	136	14563	No
228	GOM_NL__2PRFIN20041212_105925_000000482032_00481_14563_7730.N1	12-DEC-2004 10:59:25	Dark	47.500	34	Gam2Vel	1.7930	23000.	95	14563	No
229	GOM_NL__2PRFIN20041212_110148_000000562032_00481_14563_7731.N1	12-DEC-2004 11:01:48	Dark	56.000	2	Alp Car	-0.73600	7000.0	112	14563	No
230	GOM_NL__2PRFIN20041212_110423_000000532032_00481_14563_7732.N1	12-DEC-2004 11:04:23	Dark	53.000	117	Pi Pup	2.7060	3800.0	106	14563	No
231	GOM_NL__2PRFIN20041212_110744_000000582032_00481_14563_7733.N1	12-DEC-2004 11:07:44	Straylight	58.000	23	21Eps CMa	1.5020	26000.	116	14563	No
232	GOM_NL__2PRFIN20041212_110936_000000632032_00481_14563_7734.N1	12-DEC-2004 11:09:36	Straylight	62.500	179	24Omi2CMa	3.0320	24000.	125	14563	No
233	GOM_NL__2PRFIN20041212_111251_000000772032_00481_14563_7735.N1	12-DEC-2004 11:12:51	Straylight	76.500	1	9Alp CMa	-1.4400	11000.	153	14563	No
234	GOM_NL__2PRFIN20041212_111611_000000542032_00481_14563_7736.N1	12-DEC-2004 11:16:11	Straylight	53.500	7	19Bet Ori	0.10000	14000.	107	14563	No
235	GOM_NL__2PRFIN20041212_111833_000000522032_00481_14563_7737.N1	12-DEC-2004 11:18:33	Straylight	52.000	30	46Eps Ori	1.6940	30000.	104	14563	No
236	GOM_NL__2PRFIN20041212_112154_000000672032_00481_14563_7738.N1	12-DEC-2004 11:21:54	Tw_i_and_stray	67.000	14	58Alp Ori	0.87000	3000.0	134	14563	No
237	GOM_NL__2PRFIN20041212_112337_000000502032_00481_14563_7739.N1	12-DEC-2004 11:23:37	Tw_i_and_stray	50.000	13	87Alp Tau	0.86700	3800.0	100	14563	No
238	GOM_NL__2PRFIN20041212_112609_000000462032_00481_14563_7740.N1	12-DEC-2004 11:26:09	Bright	45.500	176	23Zet Tau	3.0200	22000.	91	14563	No
239	GOM_NL__2PRFIN20041212_112753_000000382032_00481_14563_7741.N1	12-DEC-2004 11:27:53	Bright	38.000	150	44Zet Per	2.8900	28000.	76	14563	No
240	GOM_NL__2PRFIN20041212_113012_000000372032_00481_14563_7742.N1	12-DEC-2004 11:30:12	Bright	37.000	149	45Eps Per	2.8880	30000.	74	14563	No
241	GOM_NL__2PRFIN20041212_113151_000000532032_00481_14563_7743.N1	12-DEC-2004 11:31:51	Bright	53.000	73	57Gam1And	2.2600	13100.	106	14563	No
242	GOM_NL__2PRFIN20041212_113403_000000372032_00481_14563_7744.N1	12-DEC-2004 11:34:03	Bright	36.500	160	23Gam Per	2.9300	4700.0	73	14563	No
243	GOM_NL__2PRFIN20041212_113704_000000372032_00481_14563_7745.N1	12-DEC-2004 11:37:04	Bright	37.000	110	37Del Cas	2.6780	8900.0	74	14563	No
244	GOM_NL__2PRFIN20041212_113925_000001162032_00481_14563_7746.N1	12-DEC-2004 11:39:25	Bright	115.50	17	78Bet Gem	1.1610	4500.0	231	14563	No
245	GOM_NL__2PRFIN20041212_114404_000000392032_00481_14563_7747.N1	12-DEC-2004 11:44:04	Bright	38.500	49	1Alp UMi	1.9900	6300.0	77	14563	No
246	GOM_NL__2PRFIN20041212_114847_000000402032_00481_14563_7748.N1	12-DEC-2004 11:48:47	Bright	40.000	60	7Bet UMi	2.0810	3950.0	80	14563	No
247	GOM_NL__2PRFIN20041212_115103_000000502032_00481_14563_7749.N1	12-DEC-2004 11:51:03	Bright	50.000	82	48Bet UMa	2.3650	10600.	100	14563	No
248	GOM_NL__2PRFIN20041212_115334_000000432032_00481_14563_7750.N1	12-DEC-2004 11:53:34	Bright	42.500	32	77Eps UMa	1.7630	11000.	85	14563	No
249	GOM_NL__2PRFIN20041212_115601_000000392032_00481_14563_7751.N1	12-DEC-2004 11:56:01	Bright	39.000	39	85Eta UMa	1.8540	24000.	78	14563	No
250	GOM_NL__2PRFIN20041212_115915_000000392032_00481_14563_7752.N1	12-DEC-2004 11:59:15	Bright	38.500	180	27Gam Boo	3.0400	8000.0	77	14563	No
251	GOM_NL__2PRFIN20041212_120225_000000382032_00481_14563_7753.N1	12-DEC-2004 12:02:25	Bright	38.000	83		2.3780	11000.	76	14563	No
252	GOM_NL__2PRFIN20041212_120535_000000432032_00481_14563_7754.N1	12-DEC-2004 12:05:35	Bright	43.000	111	8Eta Boo	2.6800	6000.0	86	14563	No
253	GOM_NL__2PRFIN20041212_120920_000000692032_00481_14563_7755.N1	12-DEC-2004 12:09:20	Bright	68.500	138	47Eps Vir	2.8280	4700.0	137	14563	No
254	GOM_NL__2PRFIN20041212_121152_000000902032_00481_14563_7756.N1	12-DEC-2004 12:11:52	Tw_i_and_stray	90.000	62	94Bet Leo	2.1360	9700.0	180	14563	No
255	GOM_NL__2PRFIN20041212_121516_000000552032_00481_14563_7757.N1	12-DEC-2004 12:15:16	Tw_i_and_stray	54.500	15	67Alp Vir	0.97600	28000.	109	14563	No
256	GOM_NL__2PRFIN20041212_121846_000000492032_00481_14563_7758.N1	12-DEC-2004 12:18:46	Twilight	49.000	169	46Gam Hya	2.9910	4700.0	98	14563	No
257	GOM_NL__2PRFIN20041212_122039_000000472032_00481_14563_7759.N1	12-DEC-2004 12:20:39	Twilight	47.000	54	5The Cen	2.0550	4500.0	94	14563	No
258	GOM_NL__2PRFIN20041212_122204_000000422032_00481_14563_7760.N1	12-DEC-2004 12:22:04	Dark	42.000	123	lot Cen	2.7500	10200.	84	14563	No
259	GOM_NL__2PRFIN20041212_122341_000000422032_00481_14563_7761.N1	12-DEC-2004 12:23:41	Dark	41.500	95	Zet Cen	2.5450	26000.	83	14563	No
260	GOM_NL__2PRFIN20041212_122636_000000492032_00481_14563_7762.N1	12-DEC-2004 12:26:36	Dark	49.000	4	Alp1Cen	-0.010000	5800.0	98	14563	No
261	GOM_NL__2PRFIN20041212_122810_000000492032_00482_14564_7726.N1	12-DEC-2004 12:28:10	Dark	49.000	20	Bet Cru	1.2530	30000.	98	14564	No
262	GOM_NL__2PRFIN20041212_123127_000000472032_00482_14564_7727.N1	12-DEC-2004 12:31:27	Dark	46.500	113	Mu Vel	2.6920	5000.0	93	14564	No
263	GOM_NL__2PRFIN20041212_123459_000000412032_00482_14564_7728.N1	12-DEC-2004 12:34:59	Dark	40.500	29	Bet Car	1.6720	10200.	81	14564	No
264	GOM_NL__2PRFIN20041212_123740_000000732032_00482_14564_7729.N1	12-DEC-2004 12:37:40	Dark	73.000	65	Lam Vel	2.2040	4400.0	146	14564	No
265	GOM_NL__2PRFIN20041212_124001_000000482032_00482_14564_7730.N1	12-DEC-2004 12:40:01	Dark	48.000	34	Gam2Vel	1.7930	23000.	96	14564	No
266	GOM_NL__2PRFIN20041212_124224_000000562032_00482_14564_7731.N1	12-DEC-2004 12:42:24	Dark	56.000	2	Alp Car	-0.73600	7000.0	112	14564	No
267	GOM_NL__2PRFIN20041212_124459_000000602032_00482_14564_7732.N1	12-DEC-2004 12:44:59	Dark	60.000	117	Pi Pup	2.7060	3800.0	120	14564	No
268	GOM_NL__2PRFIN20041212_124821_000000602032_00482_14564_7733.N1	12-DEC-2004 12:48:21	Straylight	60.000	23	21Eps CMa	1.5020	26000.	120	14564	No
269	GOM_NL__2PRFIN20041212_125011_000000672032_00482_14564_7734.N1	12-DEC-2004 12:50:11	Straylight	66.500	179	24Omi2CMa	3.0320	24000.	133	14564	No
270	GOM_NL__2PRFIN20041212_125328_000000722032_00482_14564_7735.N1	12-DEC-2004 12:53:28	Straylight	71.500	1	9Alp CMa	-1.4400	11000.	143	14564	No
271	GOM_NL__2PRFIN20041212_125647_000000502032_00482_14564_7736.N1	12-DEC-2004 12:56:47	Straylight	50.000	7	19Bet Ori	0.10000	14000.	100	14564	No
272	GOM_NL__2PRFIN20041212_125909_000000562032_00482_14564_7737.N1	12-DEC-2004 12:59:09	Straylight	55.500	30	46Eps Ori	1.6940	30000.	111	14564	No
273	GOM_NL__2PRFIN20041212_130229_000000712032_00482_14564_7738.N1	12-DEC-2004 13:02:29	Tw_i_and_stray	71.000	14	58Alp Ori	0.87000	3000.0	142	14564	No
274	GOM_NL__2PRFIN20041212_130413_000000532032_00482_14564_7739.N1	12-DEC-2004 13:04:13	Tw_i_and_stray	52.500	13	87Alp Tau	0.86700	3800.0	105	14564	No
275	GOM_NL__2PRFIN20041212_130644_000000472032_00482_14564_7740.N1	12-DEC-2004 13:06:44	Bright	47.000	176	23Zet Tau	3.0200	22000.	94	14564	No
276	GOM_NL__2PRFIN20041212_130829_000000382032_00482_14564_7741.N1	12-DEC-2004 13:08:29	Bright	38.000	150	44Zet Per	2.8900	28000.	76	14564	No
277	GOM_NL__2PRFIN20041212_131048_000000362032_00482_14564_7742.N1	12-DEC-2004 13:10:48	Bright	36.000	149	45Eps Per	2.8880	30000.	72	14564	No
278	GOM_NL__2PRFIN20041212_131228_000000392032_00482_14564_7743.N1	12-DEC-2004 13:12:28	Bright	39.000	73	57Gam1And	2.2600	13100.	78	14564	No

279	GOM_NL__2PRFIN20041212_131438_000000382032_00482_14564_7744.N1	12-DEC-2004 13:14:38	Bright	38.000	160	23Gam Per	2.9300	4700.0	76	14564	No
280	GOM_NL__2PRFIN20041212_131740_000000382032_00482_14564_7745.N1	12-DEC-2004 13:17:40	Bright	38.000	110	37Del Cas	2.6780	8900.0	76	14564	No
281	GOM_NL__2PRFIN20041212_131958_000001152032_00482_14564_7746.N1	12-DEC-2004 13:19:58	Bright	115.00	17	78Bet Gem	1.1610	4500.0	230	14564	No
282	GOM_NL__2PRFIN20041212_132439_000000392032_00482_14564_7747.N1	12-DEC-2004 13:24:39	Bright	39.000	49	1Alp UMi	1.9900	6300.0	78	14564	No
283	GOM_NL__2PRFIN20041212_132924_000000392032_00482_14564_7748.N1	12-DEC-2004 13:29:24	Bright	38.500	60	7Bet UMi	2.0810	3950.0	77	14564	No
284	GOM_NL__2PRFIN20041212_133138_000000492032_00482_14564_7749.N1	12-DEC-2004 13:31:38	Bright	49.000	82	48Bet UMa	2.3650	10600.	98	14564	No
285	GOM_NL__2PRFIN20041212_133409_000000452032_00482_14564_7750.N1	12-DEC-2004 13:34:09	Bright	44.500	32	77Eps UMa	1.7630	11000.	89	14564	No
286	GOM_NL__2PRFIN20041212_133637_000000412032_00482_14564_7751.N1	12-DEC-2004 13:36:37	Bright	40.500	39	85Eta UMa	1.8540	24000.	81	14564	No
287	GOM_NL__2PRFIN20041212_133951_000000382032_00482_14564_7752.N1	12-DEC-2004 13:39:51	Bright	37.500	180	27Gam Boo	3.0400	8000.0	75	14564	No
288	GOM_NL__2PRFIN20041212_134301_000000372032_00482_14564_7753.N1	12-DEC-2004 13:43:01	Bright	36.500	83		2.3780	11000.	73	14564	No
289	GOM_NL__2PRFIN20041212_134613_000000432032_00482_14564_7754.N1	12-DEC-2004 13:46:13	Bright	42.500	111	8Eta Boo	2.6800	6000.0	85	14564	No
290	GOM_NL__2PRFIN20041212_134957_000000502032_00482_14564_7755.N1	12-DEC-2004 13:49:57	Bright	50.000	138	47Eps Vir	2.8280	4700.0	100	14564	No
291	GOM_NL__2PRFIN20041212_135229_000000932032_00482_14564_7756.N1	12-DEC-2004 13:52:29	Twi_and_stray	93.000	62	94Bet Leo	2.1360	9700.0	186	14564	No
292	GOM_NL__2PRFIN20041212_135553_000000502032_00482_14564_7757.N1	12-DEC-2004 13:55:53	Twi_and_stray	49.500	15	67Alp Vir	0.97600	28000.	99	14564	No
293	GOM_NL__2PRFIN20041212_135923_000000472032_00482_14564_7758.N1	12-DEC-2004 13:59:23	Twilight	46.500	169	46Gam Hya	2.9910	4700.0	93	14564	No
294	GOM_NL__2PRFIN20041212_140116_000000442032_00482_14564_7759.N1	12-DEC-2004 14:01:16	Twilight	43.500	54	5The Cen	2.0550	4500.0	87	14564	No
295	GOM_NL__2PRFIN20041212_140241_000000432032_00482_14564_7760.N1	12-DEC-2004 14:02:41	Dark	42.500	123	1ot Cen	2.7500	10200.	85	14564	No
296	GOM_NL__2PRFIN20041212_140418_000000422032_00482_14564_7761.N1	12-DEC-2004 14:04:18	Dark	41.500	95	Zet Cen	2.5450	26000.	83	14564	No
297	GOM_NL__2PRFIN20041212_140712_000000522032_00482_14564_7762.N1	12-DEC-2004 14:07:12	Dark	51.500	4	Alp1Cen	-0.010000	5800.0	103	14564	No
298	GOM_NL__2PRFIN20041212_140846_000000472032_00483_14565_7726.N1	12-DEC-2004 14:08:46	Dark	47.000	20	Bet Cru	1.2530	30000.	94	14565	No
299	GOM_NL__2PRFIN20041212_141535_000000432032_00483_14565_7727.N1	12-DEC-2004 14:15:35	Dark	43.000	29	Bet Car	1.6720	10200.	86	14565	No
300	GOM_NL__2PRFIN20041212_141800_000000442032_00483_14565_7728.N1	12-DEC-2004 14:18:00	Dark	43.500	41	Eps Car	1.8600	4100.0	87	14565	No
301	GOM_NL__2PRFIN20041212_142037_000000512032_00483_14565_7729.N1	12-DEC-2004 14:20:37	Dark	50.500	34	Gam2Vel	1.7930	23000.	101	14565	No
302	GOM_NL__2PRFIN20041212_142300_000000562032_00483_14565_7730.N1	12-DEC-2004 14:23:00	Dark	56.000	2	Alp Car	-0.73600	7000.0	112	14565	No
303	GOM_NL__2PRFIN20041212_142535_000000612032_00483_14565_7731.N1	12-DEC-2004 14:25:35	Dark	60.500	117	Pi Pup	2.7060	3800.0	121	14565	No
304	GOM_NL__2PRFIN20041212_142857_000000622032_00483_14565_7732.N1	12-DEC-2004 14:28:57	Straylight	61.500	23	21Eps CMa	1.5020	26000.	123	14565	No
305	GOM_NL__2PRFIN20041212_143049_000000612032_00483_14565_7733.N1	12-DEC-2004 14:30:49	Straylight	60.500	179	24Omi2CMa	3.0320	24000.	121	14565	No
306	GOM_NL__2PRFIN20041212_143403_000000692032_00483_14565_7734.N1	12-DEC-2004 14:34:03	Straylight	68.500	1	9Alp CMa	-1.4400	11000.	137	14565	No
307	GOM_NL__2PRFIN20041212_143722_000000532032_00483_14565_7735.N1	12-DEC-2004 14:37:22	Straylight	52.500	7	19Bet Ori	0.10000	14000.	105	14565	No
308	GOM_NL__2PRFIN20041212_143944_000000552032_00483_14565_7736.N1	12-DEC-2004 14:39:44	Straylight	54.500	30	46Eps Ori	1.6940	30000.	109	14565	No
309	GOM_NL__2PRFIN20041212_144305_000000662032_00483_14565_7737.N1	12-DEC-2004 14:43:05	Twi_and_stray	65.500	14	58Alp Ori	0.87000	3000.0	131	14565	No
310	GOM_NL__2PRFIN20041212_144448_000000552032_00483_14565_7738.N1	12-DEC-2004 14:44:48	Twi_and_stray	55.000	13	87Alp Tau	0.86700	3800.0	110	14565	No
311	GOM_NL__2PRFIN20041212_144718_000000482032_00483_14565_7739.N1	12-DEC-2004 14:47:18	Bright	48.000	176	23Zet Tau	3.0200	22000.	96	14565	No
312	GOM_NL__2PRFIN20041212_144905_000000372032_00483_14565_7740.N1	12-DEC-2004 14:49:05	Bright	37.000	150	44Zet Per	2.8900	28000.	74	14565	No
313	GOM_NL__2PRFIN20041212_145124_000000372032_00483_14565_7741.N1	12-DEC-2004 14:51:24	Bright	36.500	149	45Eps Per	2.8880	30000.	73	14565	No
314	GOM_NL__2PRFIN20041212_145333_000000372032_00483_14565_7742.N1	12-DEC-2004 14:53:33	Bright	37.000	175	39Del Per	3.0100	19400.	74	14565	No
315	GOM_NL__2PRFIN20041212_145515_000000372032_00483_14565_7743.N1	12-DEC-2004 14:55:15	Bright	36.500	160	23Gam Per	2.9300	4700.0	73	14565	No
316	GOM_NL__2PRFIN20041212_145816_000000382032_00483_14565_7744.N1	12-DEC-2004 14:58:16	Bright	37.500	110	37Del Cas	2.6780	8900.0	75	14565	No
317	GOM_NL__2PRFIN20041212_150031_000001262032_00483_14565_7745.N1	12-DEC-2004 15:00:31	Bright	125.50	17	78Bet Gem	1.1610	4500.0	251	14565	No
318	GOM_NL__2PRFIN20041212_150515_000000382032_00483_14565_7746.N1	12-DEC-2004 15:05:15	Bright	37.500	49	1Alp UMi	1.9900	6300.0	75	14565	No
319	GOM_NL__2PRFIN20041212_150959_000000402032_00483_14565_7747.N1	12-DEC-2004 15:09:59	Bright	39.500	60	7Bet UMi	2.0810	3950.0	79	14565	No
320	GOM_NL__2PRFIN20041212_151214_000000512032_00483_14565_7748.N1	12-DEC-2004 15:12:14	Bright	50.500	82	48Bet UMa	2.3650	10600.	101	14565	No
321	GOM_NL__2PRFIN20041212_151445_000000442032_00483_14565_7749.N1	12-DEC-2004 15:14:45	Bright	43.500	32	77Eps UMa	1.7630	11000.	87	14565	No
322	GOM_NL__2PRFIN20041212_151713_000000392032_00483_14565_7750.N1	12-DEC-2004 15:17:13	Bright	39.000	39	85Eta UMa	1.8540	24000.	78	14565	No
323	GOM_NL__2PRFIN20041212_152028_000000382032_00483_14565_7751.N1	12-DEC-2004 15:20:28	Bright	37.500	180	27Gam Boo	3.0400	8000.0	75	14565	No
324	GOM_NL__2PRFIN20041212_152337_000000382032_00483_14565_7752.N1	12-DEC-2004 15:23:37	Bright	37.500	83		2.3780	11000.	75	14565	No
325	GOM_NL__2PRFIN20041212_152651_000000402032_00483_14565_7753.N1	12-DEC-2004 15:26:51	Bright	40.000	111	8Eta Boo	2.6800	6000.0	80	14565	No
326	GOM_NL__2PRFIN20041212_153033_000000512032_00483_14565_7754.N1	12-DEC-2004 15:30:33	Bright	50.500	138	47Eps Vir	2.8280	4700.0	101	14565	No
327	GOM_NL__2PRFIN20041212_153306_000000962032_00483_14565_7755.N1	12-DEC-2004 15:33:06	Twi_and_stray	96.000	62	94Bet Leo	2.1360	9700.0	192	14565	No
328	GOM_NL__2PRFIN20041212_153630_000000522032_00483_14565_7756.N1	12-DEC-2004 15:36:30	Twi_and_stray	52.000	15	67Alp Vir	0.97600	28000.	104	14565	No
329	GOM_NL__2PRFIN20041212_153959_000000452032_00483_14565_7757.N1	12-DEC-2004 15:39:59	Twilight	45.000	169	46Gam Hya	2.9910	4700.0	90	14565	No
330	GOM_NL__2PRFIN20041212_154152_000000462032_00483_14565_7758.N1	12-DEC-2004 15:41:52	Twilight	45.500	54	5The Cen	2.0550	4500.0	91	14565	No
331	GOM_NL__2PRFIN20041212_154317_000000412032_00483_14565_7759.N1	12-DEC-2004 15:43:17	Dark	41.000	123	1ot Cen	2.7500	10200.	82	14565	No
332	GOM_NL__2PRFIN20041212_154454_000000392032_00483_14565_7760.N1	12-DEC-2004 15:44:54	Dark	39.000	95	Zet Cen	2.5450	26000.	78	14565	No
333	GOM_NL__2PRFIN20041212_154748_000000482032_00483_14565_7761.N1	12-DEC-2004 15:47:48	Dark	47.500	4	Alp1Cen	-0.010000	5800.0	95	14565	No
334	GOM_NL__2PRFIN20041212_154923_000000402032_00484_14566_7726.N1	12-DEC-2004 15:49:23	Dark	39.500	20	Bet Cru	1.2530	30000.	79	14566	No
335	GOM_NL__2PRFIN20041212_155611_000000432032_00484_14566_7727.N1	12-DEC-2004 15:56:11	Dark	43.000	29	Bet Car	1.6720	10200.	86	14566	No
336	GOM_NL__2PRFIN20041212_155837_000000522032_00484_14566_7728.N1	12-DEC-2004 15:58:37	Dark	51.500	41	Eps Car	1.8600	4100.0	103	14566	No
337	GOM_NL__2PRFIN20041212_160114_000000582032_00484_14566_7729.N1	12-DEC-2004 16:01:14	Dark	57.500	34	Gam2Vel	1.7930	23000.	115	14566	No



338	GOM_NL__2PRFIN20041212_160336_00000502032_00484_14566_7730.N1	12-DEC-2004 16:03:36	Dark	49.500	2	Alp Car	-0.73600	7000.0	99	14566	No
339	GOM_NL__2PRFIN20041212_160612_00000542032_00484_14566_7731.N1	12-DEC-2004 16:06:12	Dark	54.000	117	Pi Pup	2.7060	3800.0	108	14566	No
340	GOM_NL__2PRFIN20041212_160934_00000612032_00484_14566_7732.N1	12-DEC-2004 16:09:34	Straylight	61.000	23	21Eps CMa	1.5020	26000.	122	14566	No
341	GOM_NL__2PRFIN20041212_161126_00000632032_00484_14566_7733.N1	12-DEC-2004 16:11:26	Straylight	62.500	179	24Omi2CMa	3.0320	24000.	125	14566	No
342	GOM_NL__2PRFIN20041212_161439_00000782032_00484_14566_7734.N1	12-DEC-2004 16:14:39	Straylight	78.000	1	9Alp CMa	-1.4400	11000.	156	14566	No
343	GOM_NL__2PRFIN20041212_161758_00000582032_00484_14566_7735.N1	12-DEC-2004 16:17:58	Straylight	58.000	7	19Bet Ori	0.10000	14000.	116	14566	No
344	GOM_NL__2PRFIN20041212_162020_00000532032_00484_14566_7736.N1	12-DEC-2004 16:20:20	Straylight	53.000	30	46Eps Ori	1.6940	30000.	106	14566	No
345	GOM_NL__2PRFIN20041212_162341_00000692032_00484_14566_7737.N1	12-DEC-2004 16:23:41	Twilight	68.500	14	58Alp Ori	0.87000	3000.0	137	14566	No
346	GOM_NL__2PRFIN20041212_162524_00000552032_00484_14566_7738.N1	12-DEC-2004 16:25:24	Twilight	54.500	13	87Alp Tau	0.86700	3800.0	109	14566	No
347	GOM_NL__2PRFIN20041212_162754_00000482032_00484_14566_7739.N1	12-DEC-2004 16:27:54	Bright	48.000	176	23Zet Tau	3.0200	22000.	96	14566	No
348	GOM_NL__2PRFIN20041212_162941_00000372032_00484_14566_7740.N1	12-DEC-2004 16:29:41	Bright	37.000	150	44Zet Per	2.8900	28000.	74	14566	No
349	GOM_NL__2PRFIN20041212_163200_00000372032_00484_14566_7741.N1	12-DEC-2004 16:32:00	Bright	37.000	149	45Eps Per	2.8880	30000.	74	14566	No
350	GOM_NL__2PRFIN20041212_163409_00000372032_00484_14566_7742.N1	12-DEC-2004 16:34:09	Bright	36.500	175	39Del Per	3.0100	19400.	73	14566	No
351	GOM_NL__2PRFIN20041212_163550_00000392032_00484_14566_7743.N1	12-DEC-2004 16:35:50	Bright	38.500	160	23Gam Per	2.9300	4700.0	77	14566	No
352	GOM_NL__2PRFIN20041212_163853_00000392032_00484_14566_7744.N1	12-DEC-2004 16:38:53	Bright	38.500	110	37Del Cas	2.6780	8900.0	77	14566	No
353	GOM_NL__2PRFIN20041212_164104_000001222032_00484_14566_7745.N1	12-DEC-2004 16:41:04	Bright	122.00	17	78Bet Gem	1.1610	4500.0	244	14566	No
354	GOM_NL__2PRFIN20041212_164551_00000392032_00484_14566_7746.N1	12-DEC-2004 16:45:51	Bright	38.500	49	1Alp UMi	1.9900	6300.0	77	14566	No
355	GOM_NL__2PRFIN20041212_165035_00000392032_00484_14566_7747.N1	12-DEC-2004 16:50:35	Bright	39.000	60	7Bet UMi	2.0810	3950.0	78	14566	No
356	GOM_NL__2PRFIN20041212_165249_00000512032_00484_14566_7748.N1	12-DEC-2004 16:52:49	Bright	50.500	82	48Bet UMa	2.3650	10600.	101	14566	No
357	GOM_NL__2PRFIN20041212_165521_00000412032_00484_14566_7749.N1	12-DEC-2004 16:55:21	Bright	40.500	32	77Eps UMa	1.7630	11000.	81	14566	No
358	GOM_NL__2PRFIN20041212_165749_00000392032_00484_14566_7750.N1	12-DEC-2004 16:57:49	Bright	39.000	39	85Eta UMa	1.8540	24000.	78	14566	No
359	GOM_NL__2PRFIN20041212_170103_00000372032_00484_14566_7751.N1	12-DEC-2004 17:01:03	Bright	36.500	180	27Gam Boo	3.0400	8000.0	73	14566	No
360	GOM_NL__2PRFIN20041212_170413_00000372032_00484_14566_7752.N1	12-DEC-2004 17:04:13	Bright	36.500	83		2.3780	11000.	73	14566	No
361	GOM_NL__2PRFIN20041212_170727_00000412032_00484_14566_7753.N1	12-DEC-2004 17:07:27	Bright	41.000	111	8Eta Boo	2.6800	6000.0	82	14566	No
362	GOM_NL__2PRFIN20041212_171108_00000532032_00484_14566_7754.N1	12-DEC-2004 17:11:08	Bright	53.000	138	47Eps Vir	2.8280	4700.0	106	14566	No
363	GOM_NL__2PRFIN20041212_171344_00000962032_00484_14566_7755.N1	12-DEC-2004 17:13:44	Twilight	96.000	62	94Bet Leo	2.1360	9700.0	192	14566	No
364	GOM_NL__2PRFIN20041212_171706_00000532032_00484_14566_7756.N1	12-DEC-2004 17:17:06	Twilight	52.500	15	67Alp Vir	0.97600	28000.	105	14566	No
365	GOM_NL__2PRFIN20041212_172036_00000482032_00484_14566_7757.N1	12-DEC-2004 17:20:36	Twilight	48.000	169	46Gam Hya	2.9910	4700.0	96	14566	No
366	GOM_NL__2PRFIN20041212_172228_00000412032_00484_14566_7758.N1	12-DEC-2004 17:22:28	Twilight	41.000	54	5The Cen	2.0550	4500.0	82	14566	No
367	GOM_NL__2PRFIN20041212_172354_00000422032_00484_14566_7759.N1	12-DEC-2004 17:23:54	Dark	42.000	123	10t Cen	2.7500	10200.	84	14566	No
368	GOM_NL__2PRFIN20041212_172531_00000392032_00484_14566_7760.N1	12-DEC-2004 17:25:31	Dark	39.000	95	Zet Cen	2.5450	26000.	78	14566	No
369	GOM_NL__2PRFIN20041212_172824_00000462032_00484_14566_7761.N1	12-DEC-2004 17:28:24	Dark	45.500	4	Alp1Cen	-0.010000	5800.0	91	14566	No
370	GOM_NL__2PRFIN20041212_172959_00000412032_00485_14567_7726.N1	12-DEC-2004 17:29:59	Dark	41.000	20	Bet Cru	1.2530	30000.	82	14567	No
371	GOM_NL__2PRFIN20041212_173648_00000402032_00485_14567_7727.N1	12-DEC-2004 17:36:48	Dark	40.000	29	Bet Car	1.6720	10200.	80	14567	No
372	GOM_NL__2PRFIN20041212_173913_00000572032_00485_14567_7728.N1	12-DEC-2004 17:39:13	Dark	56.500	41	Eps Car	1.8600	4100.0	113	14567	No
373	GOM_NL__2PRFIN20041212_174151_00000562032_00485_14567_7729.N1	12-DEC-2004 17:41:51	Dark	56.000	34	Gam2Vel	1.7930	23000.	112	14567	No
374	GOM_NL__2PRFIN20041212_174413_00000502032_00485_14567_7730.N1	12-DEC-2004 17:44:13	Dark	49.500	2	Alp Car	-0.73600	7000.0	99	14567	No
375	GOM_NL__2PRFIN20041212_174649_00000582032_00485_14567_7731.N1	12-DEC-2004 17:46:49	Dark	58.000	117	Pi Pup	2.7060	3800.0	116	14567	No
376	GOM_NL__2PRFIN20041212_175010_00000622032_00485_14567_7732.N1	12-DEC-2004 17:50:10	Straylight	61.500	23	21Eps CMa	1.5020	26000.	123	14567	No
377	GOM_NL__2PRFIN20041212_175202_00000642032_00485_14567_7733.N1	12-DEC-2004 17:52:02	Straylight	64.000	179	24Omi2CMa	3.0320	24000.	128	14567	No
378	GOM_NL__2PRFIN20041212_175515_00000702032_00485_14567_7734.N1	12-DEC-2004 17:55:15	Straylight	70.000	1	9Alp CMa	-1.4400	11000.	140	14567	No
379	GOM_NL__2PRFIN20041212_175834_00000522032_00485_14567_7735.N1	12-DEC-2004 17:58:34	Straylight	51.500	7	19Bet Ori	0.10000	14000.	103	14567	No
380	GOM_NL__2PRFIN20041212_180056_00000542032_00485_14567_7736.N1	12-DEC-2004 18:00:56	Straylight	53.500	30	46Eps Ori	1.6940	30000.	107	14567	No
381	GOM_NL__2PRFIN20041212_180417_00000692032_00485_14567_7737.N1	12-DEC-2004 18:04:17	Twilight	68.500	14	58Alp Ori	0.87000	3000.0	137	14567	No
382	GOM_NL__2PRFIN20041212_180600_00000552032_00485_14567_7738.N1	12-DEC-2004 18:06:00	Twilight	55.000	13	87Alp Tau	0.86700	3800.0	110	14567	No
383	GOM_NL__2PRFIN20041212_180830_00000462032_00485_14567_7739.N1	12-DEC-2004 18:08:30	Bright	45.500	176	23Zet Tau	3.0200	22000.	91	14567	No
384	GOM_NL__2PRFIN20041212_181016_00000382032_00485_14567_7740.N1	12-DEC-2004 18:10:16	Bright	37.500	150	44Zet Per	2.8900	28000.	75	14567	No
385	GOM_NL__2PRFIN20041212_181236_00000372032_00485_14567_7741.N1	12-DEC-2004 18:12:36	Bright	37.000	149	45Eps Per	2.8880	30000.	74	14567	No
386	GOM_NL__2PRFIN20041212_181446_00000372032_00485_14567_7742.N1	12-DEC-2004 18:14:46	Bright	37.000	175	39Del Per	3.0100	19400.	74	14567	No
387	GOM_NL__2PRFIN20041212_181627_00000362032_00485_14567_7743.N1	12-DEC-2004 18:16:27	Bright	36.000	160	23Gam Per	2.9300	4700.0	72	14567	No
388	GOM_NL__2PRFIN20041212_181929_00000372032_00485_14567_7744.N1	12-DEC-2004 18:19:29	Bright	36.500	110	37Del Cas	2.6780	8900.0	73	14567	No
389	GOM_NL__2PRFIN20041212_182136_000001272032_00485_14567_7745.N1	12-DEC-2004 18:21:36	Bright	126.50	17	78Bet Gem	1.1610	4500.0	253	14567	No
390	GOM_NL__2PRFIN20041212_182628_00000362032_00485_14567_7746.N1	12-DEC-2004 18:26:28	Bright	36.000	49	1Alp UMi	1.9900	6300.0	72	14567	No
391	GOM_NL__2PRFIN20041212_183111_00000402032_00485_14567_7747.N1	12-DEC-2004 18:31:11	Bright	39.500	60	7Bet UMi	2.0810	3950.0	79	14567	No
392	GOM_NL__2PRFIN20041212_183324_00000512032_00485_14567_7748.N1	12-DEC-2004 18:33:24	Bright	51.000	82	48Bet UMa	2.3650	10600.	102	14567	No
393	GOM_NL__2PRFIN20041212_183557_00000442032_00485_14567_7749.N1	12-DEC-2004 18:35:57	Bright	43.500	32	77Eps UMa	1.7630	11000.	87	14567	No
394	GOM_NL__2PRFIN20041212_183825_00000422032_00485_14567_7750.N1	12-DEC-2004 18:38:25	Bright	42.000	39	85Eta UMa	1.8540	24000.	84	14567	No
395	GOM_NL__2PRFIN20041212_184140_00000382032_00485_14567_7751.N1	12-DEC-2004 18:41:40	Bright	37.500	180	27Gam Boo	3.0400	8000.0	75	14567	No
396	GOM_NL__2PRFIN20041212_184449_00000392032_00485_14567_7752.N1	12-DEC-2004 18:44:49	Bright	39.000	83		2.3780	11000.	78	14567	No



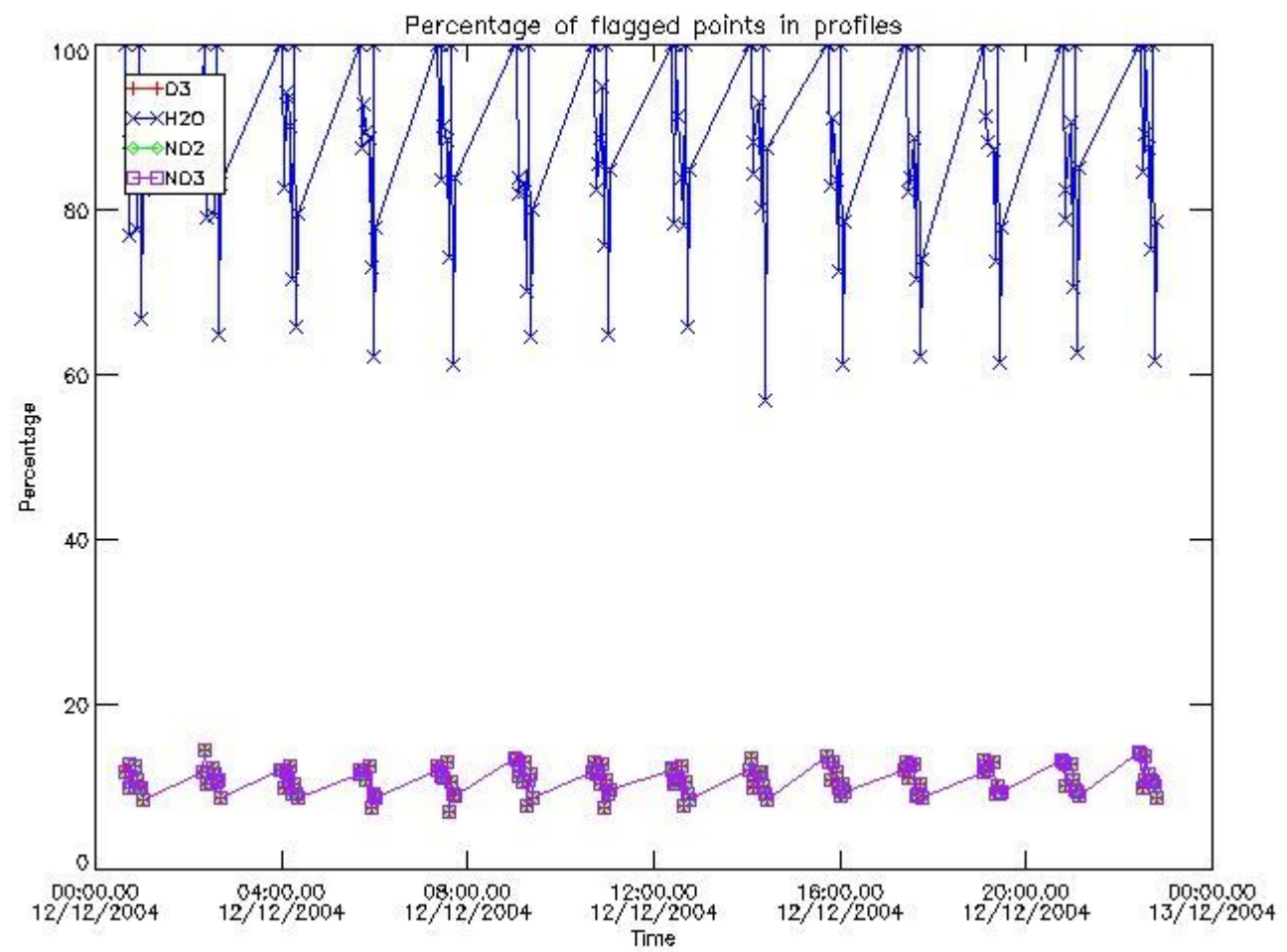
397	GOM_NL__2PRFIN20041212_184803_000000412032_00485_14567_7753.N1	12-DEC-2004 18:48:03	Bright	40.500	111	8Eta Boo	2.6800	6000.0	81	14567	No
398	GOM_NL__2PRFIN20041212_185146_000000662032_00485_14567_7754.N1	12-DEC-2004 18:51:46	Bright	66.000	138	47Eps Vir	2.8280	4700.0	132	14567	No
399	GOM_NL__2PRFIN20041212_185420_000000962032_00485_14567_7755.N1	12-DEC-2004 18:54:20	Twilight	95.500	62	94Bet Leo	2.1360	9700.0	191	14567	No
400	GOM_NL__2PRFIN20041212_185743_000000552032_00485_14567_7756.N1	12-DEC-2004 18:57:43	Twilight	54.500	15	67Alp Vir	0.97600	28000.	109	14567	No
401	GOM_NL__2PRFIN20041212_190112_000000492032_00485_14567_7757.N1	12-DEC-2004 19:01:12	Twilight	48.500	169	46Gam Hya	2.9910	4700.0	97	14567	No
402	GOM_NL__2PRFIN20041212_190305_000000442032_00485_14567_7758.N1	12-DEC-2004 19:03:05	Twilight	44.000	54	5The Cen	2.0550	4500.0	88	14567	No
403	GOM_NL__2PRFIN20041212_190430_000000432032_00485_14567_7759.N1	12-DEC-2004 19:04:30	Dark	43.000	123	1ot Cen	2.7500	10200.	86	14567	No
404	GOM_NL__2PRFIN20041212_190607_000000392032_00485_14567_7760.N1	12-DEC-2004 19:06:07	Dark	38.500	95	Zet Cen	2.5450	26000.	77	14567	No
405	GOM_NL__2PRFIN20041212_190900_000000412032_00485_14567_7761.N1	12-DEC-2004 19:09:00	Dark	41.000	4	Alp1Cen	-0.010000	5800.0	82	14567	No
406	GOM_NL__2PRFIN20041212_191035_000000432032_00486_14568_7726.N1	12-DEC-2004 19:10:35	Dark	42.500	20	Bet Cru	1.2530	30000.	85	14568	No
407	GOM_NL__2PRFIN20041212_191724_000000402032_00486_14568_7727.N1	12-DEC-2004 19:17:24	Dark	39.500	29	Bet Car	1.6720	10200.	79	14568	No
408	GOM_NL__2PRFIN20041212_191950_000000562032_00486_14568_7728.N1	12-DEC-2004 19:19:50	Dark	55.500	41	Eps Car	1.8600	4100.0	111	14568	No
409	GOM_NL__2PRFIN20041212_192228_000000512032_00486_14568_7729.N1	12-DEC-2004 19:22:28	Dark	50.500	34	Gam2Vel	1.7930	23000.	101	14568	No
410	GOM_NL__2PRFIN20041212_192449_000000552032_00486_14568_7730.N1	12-DEC-2004 19:24:49	Dark	55.000	2	Alp Car	-0.73600	7000.0	110	14568	No
411	GOM_NL__2PRFIN20041212_192725_000000552032_00486_14568_7731.N1	12-DEC-2004 19:27:25	Dark	54.500	117	Pi Pup	2.7060	3800.0	109	14568	No
412	GOM_NL__2PRFIN20041212_193047_000000562032_00486_14568_7732.N1	12-DEC-2004 19:30:47	Straylight	56.000	23	21Eps CMa	1.5020	26000.	112	14568	No
413	GOM_NL__2PRFIN20041212_193236_000000632032_00486_14568_7733.N1	12-DEC-2004 19:32:36	Straylight	63.000	179	24Omi2CMa	3.0320	24000.	126	14568	No
414	GOM_NL__2PRFIN20041212_193551_000000782032_00486_14568_7734.N1	12-DEC-2004 19:35:51	Straylight	78.000	1	9Alp CMa	-1.4400	11000.	156	14568	No
415	GOM_NL__2PRFIN20041212_193910_000000512032_00486_14568_7735.N1	12-DEC-2004 19:39:10	Straylight	51.000	7	19Bet Ori	0.10000	14000.	102	14568	No
416	GOM_NL__2PRFIN20041212_194132_000000512032_00486_14568_7736.N1	12-DEC-2004 19:41:32	Straylight	50.500	30	46Eps Ori	1.6940	30000.	101	14568	No
417	GOM_NL__2PRFIN20041212_194452_000000712032_00486_14568_7737.N1	12-DEC-2004 19:44:52	Twilight	71.000	14	58Alp Ori	0.87000	3000.0	142	14568	No
418	GOM_NL__2PRFIN20041212_194635_000000552032_00486_14568_7738.N1	12-DEC-2004 19:46:35	Twilight	55.000	13	87Alp Tau	0.86700	3800.0	110	14568	No
419	GOM_NL__2PRFIN20041212_194905_000000462032_00486_14568_7739.N1	12-DEC-2004 19:49:05	Bright	45.500	176	23Zet Tau	3.0200	22000.	91	14568	No
420	GOM_NL__2PRFIN20041212_195052_000000392032_00486_14568_7740.N1	12-DEC-2004 19:50:52	Bright	39.000	150	44Zet Per	2.8900	28000.	78	14568	No
421	GOM_NL__2PRFIN20041212_195312_000000372032_00486_14568_7741.N1	12-DEC-2004 19:53:12	Bright	37.000	149	45Eps Per	2.8880	30000.	74	14568	No
422	GOM_NL__2PRFIN20041212_195521_000000372032_00486_14568_7742.N1	12-DEC-2004 19:55:21	Bright	36.500	175	39Del Per	3.0100	19400.	73	14568	No
423	GOM_NL__2PRFIN20041212_195703_000000372032_00486_14568_7743.N1	12-DEC-2004 19:57:03	Bright	37.000	160	23Gam Per	2.9300	4700.0	74	14568	No
424	GOM_NL__2PRFIN20041212_200005_000000382032_00486_14568_7744.N1	12-DEC-2004 20:00:05	Bright	37.500	110	37Del Cas	2.6780	8900.0	75	14568	No
425	GOM_NL__2PRFIN20041212_200209_000001232032_00486_14568_7745.N1	12-DEC-2004 20:02:09	Bright	122.50	17	78Bet Gem	1.1610	4500.0	245	14568	No
426	GOM_NL__2PRFIN20041212_200704_000000382032_00486_14568_7746.N1	12-DEC-2004 20:07:04	Bright	37.500	49	1Alp UMi	1.9900	6300.0	75	14568	No
427	GOM_NL__2PRFIN20041212_201147_000000382032_00486_14568_7747.N1	12-DEC-2004 20:11:47	Bright	38.000	60	7Bet UMi	2.0810	3950.0	76	14568	No
428	GOM_NL__2PRFIN20041212_201400_000000502032_00486_14568_7748.N1	12-DEC-2004 20:14:00	Bright	50.000	82	48Bet UMa	2.3650	10600.	100	14568	No
429	GOM_NL__2PRFIN20041212_201632_000000452032_00486_14568_7749.N1	12-DEC-2004 20:16:32	Bright	45.000	32	77Eps UMa	1.7630	11000.	90	14568	No
430	GOM_NL__2PRFIN20041212_201901_000000422032_00486_14568_7750.N1	12-DEC-2004 20:19:01	Bright	42.000	39	85Eta UMa	1.8540	24000.	84	14568	No
431	GOM_NL__2PRFIN20041212_202216_000000392032_00486_14568_7751.N1	12-DEC-2004 20:22:16	Bright	38.500	180	27Gam Boo	3.0400	8000.0	77	14568	No
432	GOM_NL__2PRFIN20041212_202525_000000372032_00486_14568_7752.N1	12-DEC-2004 20:25:25	Bright	37.000	83		2.3780	11000.	74	14568	No
433	GOM_NL__2PRFIN20041212_202838_000000422032_00486_14568_7753.N1	12-DEC-2004 20:28:38	Bright	41.500	111	8Eta Boo	2.6800	6000.0	83	14568	No
434	GOM_NL__2PRFIN20041212_203223_000000662032_00486_14568_7754.N1	12-DEC-2004 20:32:23	Bright	66.000	138	47Eps Vir	2.8280	4700.0	132	14568	No
435	GOM_NL__2PRFIN20041212_203458_000001012032_00486_14568_7755.N1	12-DEC-2004 20:34:58	Twilight	101.00	62	94Bet Leo	2.1360	9700.0	202	14568	No
436	GOM_NL__2PRFIN20041212_203819_000000532032_00486_14568_7756.N1	12-DEC-2004 20:38:19	Twilight	53.000	15	67Alp Vir	0.97600	28000.	106	14568	No
437	GOM_NL__2PRFIN20041212_204149_000000482032_00486_14568_7757.N1	12-DEC-2004 20:41:49	Twilight	48.000	169	46Gam Hya	2.9910	4700.0	96	14568	No
438	GOM_NL__2PRFIN20041212_204341_000000422032_00486_14568_7758.N1	12-DEC-2004 20:43:41	Twilight	42.000	54	5The Cen	2.0550	4500.0	84	14568	No
439	GOM_NL__2PRFIN20041212_204506_000000422032_00486_14568_7759.N1	12-DEC-2004 20:45:06	Dark	42.000	123	1ot Cen	2.7500	10200.	84	14568	No
440	GOM_NL__2PRFIN20041212_204643_000000402032_00486_14568_7760.N1	12-DEC-2004 20:46:43	Dark	39.500	95	Zet Cen	2.5450	26000.	79	14568	No
441	GOM_NL__2PRFIN20041212_204936_000000502032_00486_14568_7761.N1	12-DEC-2004 20:49:36	Dark	50.000	4	Alp1Cen	-0.010000	5800.0	100	14568	No
442	GOM_NL__2PRFIN20041212_205112_000000402032_00487_14569_8651.N1	12-DEC-2004 20:51:12	Dark	40.000	20	Bet Cru	1.2530	30000.	80	14569	No
443	GOM_NL__2PRFIN20041212_205758_000000442032_00487_14569_8652.N1	12-DEC-2004 20:57:58	Dark	43.500	29	Bet Car	1.6720	10200.	87	14569	No
444	GOM_NL__2PRFIN20041212_210026_000000472032_00487_14569_8653.N1	12-DEC-2004 21:00:26	Dark	46.500	41	Eps Car	1.8600	4100.0	93	14569	No
445	GOM_NL__2PRFIN20041212_210304_000000532032_00487_14569_8654.N1	12-DEC-2004 21:03:04	Dark	53.000	34	Gam2Vel	1.7930	23000.	106	14569	No
446	GOM_NL__2PRFIN20041212_210525_000000542032_00487_14569_8655.N1	12-DEC-2004 21:05:25	Dark	54.000	2	Alp Car	-0.73600	7000.0	108	14569	No
447	GOM_NL__2PRFIN20041212_210802_000000582032_00487_14569_8656.N1	12-DEC-2004 21:08:02	Dark	57.500	117	Pi Pup	2.7060	3800.0	115	14569	No
448	GOM_NL__2PRFIN20041212_211121_000000612032_00487_14569_8657.N1	12-DEC-2004 21:11:21	Straylight	61.000	23	21Eps CMa	1.5020	26000.	122	14569	No
449	GOM_NL__2PRFIN20041212_211315_000000592032_00487_14569_8658.N1	12-DEC-2004 21:13:15	Straylight	58.500	179	24Omi2CMa	3.0320	24000.	117	14569	No
450	GOM_NL__2PRFIN20041212_211628_000000732032_00487_14569_8659.N1	12-DEC-2004 21:16:28	Straylight	73.000	1	9Alp CMa	-1.4400	11000.	146	14569	No
451	GOM_NL__2PRFIN20041212_211945_000000582032_00487_14569_8660.N1	12-DEC-2004 21:19:45	Straylight	57.500	7	19Bet Ori	0.10000	14000.	115	14569	No
452	GOM_NL__2PRFIN20041212_212205_000000562032_00487_14569_8661.N1	12-DEC-2004 21:22:05	Straylight	56.000	30	46Eps Ori	1.6940	30000.	112	14569	No
453	GOM_NL__2PRFIN20041212_212527_000000692032_00487_14569_8662.N1	12-DEC-2004 21:25:27	Twilight	68.500	14	58Alp Ori	0.87000	3000.0	137	14569	No
454	GOM_NL__2PRFIN20041212_212709_000000552032_00487_14569_8663.N1	12-DEC-2004 21:27:09	Twilight	55.000	13	87Alp Tau	0.86700	3800.0	110	14569	No
455	GOM_NL__2PRFIN20041212_212938_000000492032_00487_14569_8664.N1	12-DEC-2004 21:29:38	Bright	48.500	176	23Zet Tau	3.0200	22000.	97	14569	No

456	GOM_NL__2PRFIN20041212_213127_000000382032_00487_14569_8665.N1	12-DEC-2004 21:31:27	Bright	38.000	150	44Zet Per	2.8900	28000.	76	14569	No
457	GOM_NL__2PRFIN20041212_213347_000000372032_00487_14569_8666.N1	12-DEC-2004 21:33:47	Bright	36.500	149	45Eps Per	2.8880	30000.	73	14569	No
458	GOM_NL__2PRFIN20041212_213556_000000382032_00487_14569_8667.N1	12-DEC-2004 21:35:56	Bright	37.500	175	39Del Per	3.0100	19400.	75	14569	No
459	GOM_NL__2PRFIN20041212_213738_000000392032_00487_14569_8668.N1	12-DEC-2004 21:37:38	Bright	39.000	160	23Gam Per	2.9300	4700.0	78	14569	No
460	GOM_NL__2PRFIN20041212_214041_000000372032_00487_14569_8669.N1	12-DEC-2004 21:40:41	Bright	37.000	110	37Del Cas	2.6780	8900.0	74	14569	No
461	GOM_NL__2PRFIN20041212_214242_000001202032_00487_14569_8670.N1	12-DEC-2004 21:42:42	Bright	120.00	17	78Bet Gem	1.1610	4500.0	240	14569	No
462	GOM_NL__2PRFIN20041212_214737_000000382032_00487_14569_8671.N1	12-DEC-2004 21:47:37	Bright	38.000	49	1Alp UMi	1.9900	6300.0	76	14569	No
463	GOM_NL__2PRFIN20041212_215222_000000372032_00487_14569_8672.N1	12-DEC-2004 21:52:22	Bright	37.000	60	7Bet UMi	2.0810	3950.0	74	14569	No
464	GOM_NL__2PRFIN20041212_215435_000000522032_00487_14569_8673.N1	12-DEC-2004 21:54:35	Bright	51.500	82	48Bet UMa	2.3650	10600.	103	14569	No
465	GOM_NL__2PRFIN20041212_215708_000000442032_00487_14569_8674.N1	12-DEC-2004 21:57:08	Bright	43.500	32	77Eps UMa	1.7630	11000.	87	14569	No
466	GOM_NL__2PRFIN20041212_215937_000000572032_00487_14569_8675.N1	12-DEC-2004 21:59:37	Bright	57.000	39	85Eta UMa	1.8540	24000.	114	14569	No
467	GOM_NL__2PRFIN20041212_220251_000000442032_00487_14569_8676.N1	12-DEC-2004 22:02:51	Bright	44.000	180	27Gam Boo	3.0400	8000.0	88	14569	No
468	GOM_NL__2PRFIN20041212_220601_000000372032_00487_14569_8677.N1	12-DEC-2004 22:06:01	Bright	37.000	83		2.3780	11000.	74	14569	No
469	GOM_NL__2PRFIN20041212_220914_000000422032_00487_14569_8678.N1	12-DEC-2004 22:09:14	Bright	42.000	111	8Eta Boo	2.6800	6000.0	84	14569	No
470	GOM_NL__2PRFIN20041212_221257_000000662032_00487_14569_8679.N1	12-DEC-2004 22:12:57	Bright	66.000	138	47Eps Vir	2.8280	4700.0	132	14569	No
471	GOM_NL__2PRFIN20041212_221536_000000922032_00487_14569_8680.N1	12-DEC-2004 22:15:36	Twi_and_stray	92.000	62	94Bet Leo	2.1360	9700.0	184	14569	No
472	GOM_NL__2PRFIN20041212_221855_000000552032_00487_14569_8681.N1	12-DEC-2004 22:18:55	Twi_and_stray	55.000	15	67Alp Vir	0.97600	28000.	110	14569	No
473	GOM_NL__2PRFIN20041212_222225_000000482032_00487_14569_8682.N1	12-DEC-2004 22:22:25	Twilight	47.500	169	46Gam Hya	2.9910	4700.0	95	14569	No
474	GOM_NL__2PRFIN20041212_222416_000000472032_00487_14569_8683.N1	12-DEC-2004 22:24:16	Twilight	46.500	54	5The Cen	2.0550	4500.0	93	14569	No
475	GOM_NL__2PRFIN20041212_222542_000000432032_00487_14569_8684.N1	12-DEC-2004 22:25:42	Dark	43.000	123	1ot Cen	2.7500	10200.	86	14569	No
476	GOM_NL__2PRFIN20041212_222718_000000402032_00487_14569_8685.N1	12-DEC-2004 22:27:18	Dark	40.000	95	Zet Cen	2.5450	26000.	80	14569	No
477	GOM_NL__2PRFIN20041212_223011_000000522032_00487_14569_8686.N1	12-DEC-2004 22:30:11	Dark	52.000	4	Alp1Cen	-0.010000	5800.0	104	14569	No
478	GOM_NL__2PRFIN20041212_223147_000000472032_00488_14570_8651.N1	12-DEC-2004 22:31:47	Dark	47.000	20	Bet Cru	1.2530	30000.	94	14570	No
479	GOM_NL__2PRFIN20041212_223351_000000412032_00488_14570_8652.N1	12-DEC-2004 22:33:51	Dark	41.000	112	Alp Mus	2.6880	26000.	82	14570	No
480	GOM_NL__2PRFIN20041212_223834_000000442032_00488_14570_8653.N1	12-DEC-2004 22:38:34	Dark	44.000	29	Bet Car	1.6720	10200.	88	14570	No
481	GOM_NL__2PRFIN20041212_224102_000000472032_00488_14570_8654.N1	12-DEC-2004 22:41:02	Dark	47.000	41	Eps Car	1.8600	4100.0	94	14570	No
482	GOM_NL__2PRFIN20041212_224338_000000532032_00488_14570_8655.N1	12-DEC-2004 22:43:38	Dark	52.500	34	Gam2Vel	1.7930	23000.	105	14570	No
483	GOM_NL__2PRFIN20041212_224601_000000502032_00488_14570_8656.N1	12-DEC-2004 22:46:01	Dark	50.000	2	Alp Car	-0.73600	7000.0	100	14570	No
484	GOM_NL__2PRFIN20041212_224838_000000592032_00488_14570_8657.N1	12-DEC-2004 22:48:38	Dark	59.000	117	Pi Pup	2.7060	3800.0	118	14570	No
485	GOM_NL__2PRFIN20041212_225159_000000602032_00488_14570_8658.N1	12-DEC-2004 22:51:59	Straylight	59.500	23	21Eps CMa	1.5020	26000.	119	14570	No
486	GOM_NL__2PRFIN20041212_225350_000000612032_00488_14570_8659.N1	12-DEC-2004 22:53:50	Straylight	61.000	179	24Omi2CMa	3.0320	24000.	122	14570	No
487	GOM_NL__2PRFIN20041212_225704_000000692032_00488_14570_8660.N1	12-DEC-2004 22:57:04	Straylight	69.000	1	9Alp CMa	-1.4400	11000.	138	14570	No
488	GOM_NL__2PRFIN20041212_230021_000000582032_00488_14570_8661.N1	12-DEC-2004 23:00:21	Straylight	58.000	7	19Bet Ori	0.10000	14000.	116	14570	No
489	GOM_NL__2PRFIN20041212_230242_000000572032_00488_14570_8662.N1	12-DEC-2004 23:02:42	Straylight	56.500	30	46Eps Ori	1.6940	30000.	113	14570	No
490	GOM_NL__2PRFIN20041212_230602_000000702032_00488_14570_8663.N1	12-DEC-2004 23:06:02	Twi_and_stray	70.000	14	58Alp Ori	0.87000	3000.0	140	14570	No
491	GOM_NL__2PRFIN20041212_230746_000000522032_00488_14570_8664.N1	12-DEC-2004 23:07:46	Twi_and_stray	52.000	13	87Alp Tau	0.86700	3800.0	104	14570	No
492	GOM_NL__2PRFIN20041212_230952_000000382032_00488_14570_8665.N1	12-DEC-2004 23:09:52	Bright	38.000	146	25Eta Tau	2.8730	15200.	76	14570	No
493	GOM_NL__2PRFIN20041212_231203_000000382032_00488_14570_8666.N1	12-DEC-2004 23:12:03	Bright	37.500	150	44Zet Per	2.8900	28000.	75	14570	No
494	GOM_NL__2PRFIN20041212_231423_000000382032_00488_14570_8667.N1	12-DEC-2004 23:14:23	Bright	38.000	149	45Eps Per	2.8880	30000.	76	14570	No
495	GOM_NL__2PRFIN20041212_231632_000000382032_00488_14570_8668.N1	12-DEC-2004 23:16:32	Bright	38.000	175	39Del Per	3.0100	19400.	76	14570	No
496	GOM_NL__2PRFIN20041212_231814_000000392032_00488_14570_8669.N1	12-DEC-2004 23:18:14	Bright	38.500	160	23Gam Per	2.9300	4700.0	77	14570	No
497	GOM_NL__2PRFIN20041212_232814_000000392032_00488_14570_8670.N1	12-DEC-2004 23:28:14	Bright	39.000	49	1Alp UMi	1.9900	6300.0	78	14570	No
498	GOM_NL__2PRFIN20041212_233258_000000402032_00488_14570_8671.N1	12-DEC-2004 23:32:58	Bright	39.500	60	7Bet UMi	2.0810	3950.0	79	14570	No
499	GOM_NL__2PRFIN20041212_233511_000000512032_00488_14570_8672.N1	12-DEC-2004 23:35:11	Bright	50.500	82	48Bet UMa	2.3650	10600.	101	14570	No
500	GOM_NL__2PRFIN20041212_233743_000000442032_00488_14570_8673.N1	12-DEC-2004 23:37:43	Bright	44.000	32	77Eps UMa	1.7630	11000.	88	14570	No
501	GOM_NL__2PRFIN20041212_234013_000000412032_00488_14570_8674.N1	12-DEC-2004 23:40:13	Bright	41.000	39	85Eta UMa	1.8540	24000.	82	14570	No
502	GOM_NL__2PRFIN20041212_234327_000000382032_00488_14570_8675.N1	12-DEC-2004 23:43:27	Bright	38.000	180	27Gam Boo	3.0400	8000.0	76	14570	No
503	GOM_NL__2PRFIN20041212_234636_000000392032_00488_14570_8676.N1	12-DEC-2004 23:46:36	Bright	38.500	83		2.3780	11000.	77	14570	No
504	GOM_NL__2PRFIN20041212_234951_000000412032_00488_14570_8677.N1	12-DEC-2004 23:49:51	Bright	40.500	111	8Eta Boo	2.6800	6000.0	81	14570	No
505	GOM_NL__2PRFIN20041212_235336_000000522032_00488_14570_8678.N1	12-DEC-2004 23:53:36	Bright	52.000	138	47Eps Vir	2.8280	4700.0	104	14570	No
506	GOM_NL__2PRFIN20041212_235614_000000922032_00488_14570_8679.N1	12-DEC-2004 23:56:14	Twi_and_stray	92.000	62	94Bet Leo	2.1360	9700.0	184	14570	No
507	GOM_NL__2PRFIN20041212_235931_000000542032_00488_14570_8680.N1	12-DEC-2004 23:59:31	Twi_and_stray	54.000	15	67Alp Vir	0.97600	28000.	108	14570	No

### 3. Quality information per product

In this section it is plotted some information contained in the Quality Summary data set of the level 2 products. Only products in dark limb conditions and without errors (error flag in the MPH set to "0") are used.

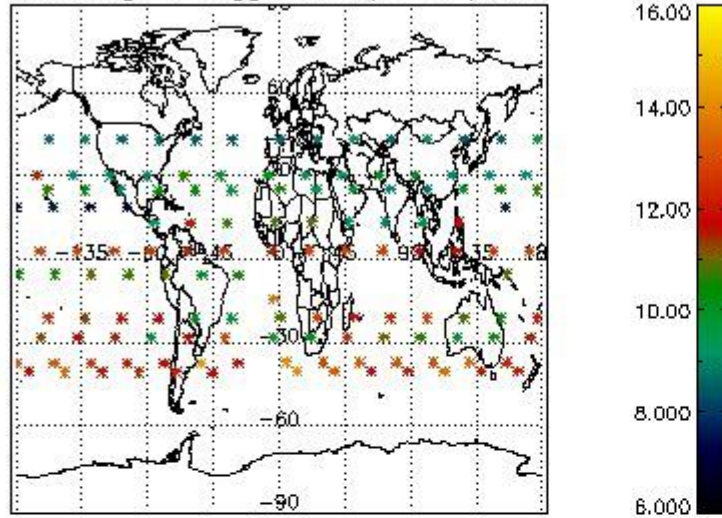
3.1 Plot quality information per product (time dependant)



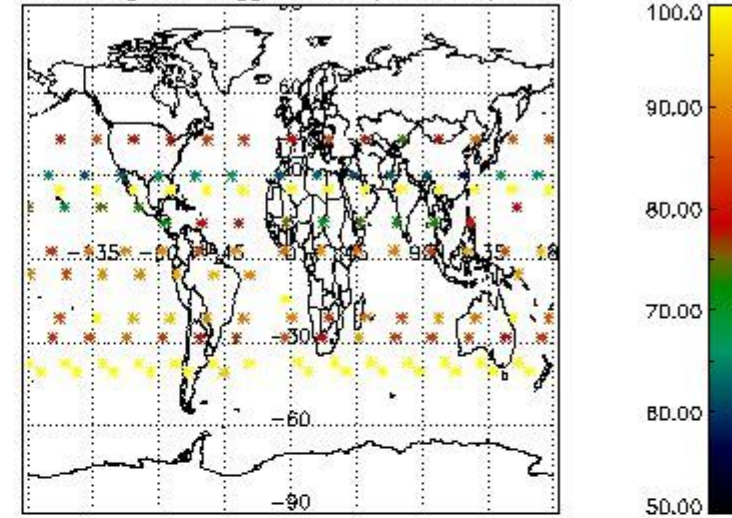
3.2 Plot quality information per product (world map)



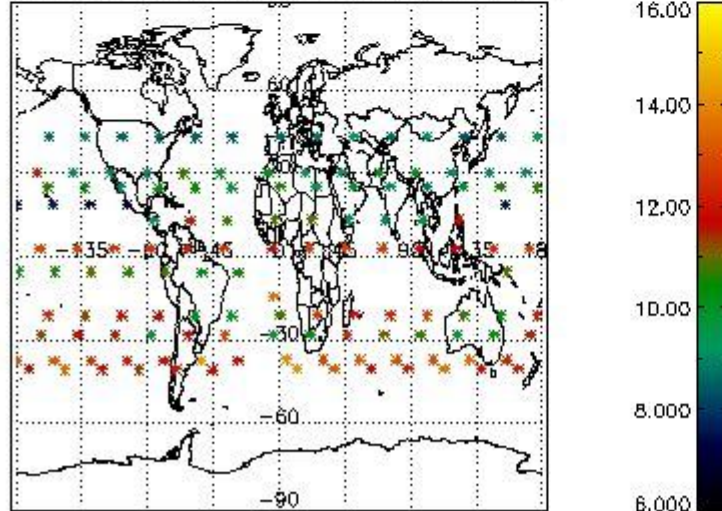
Percentage of flagged data per O3 profile



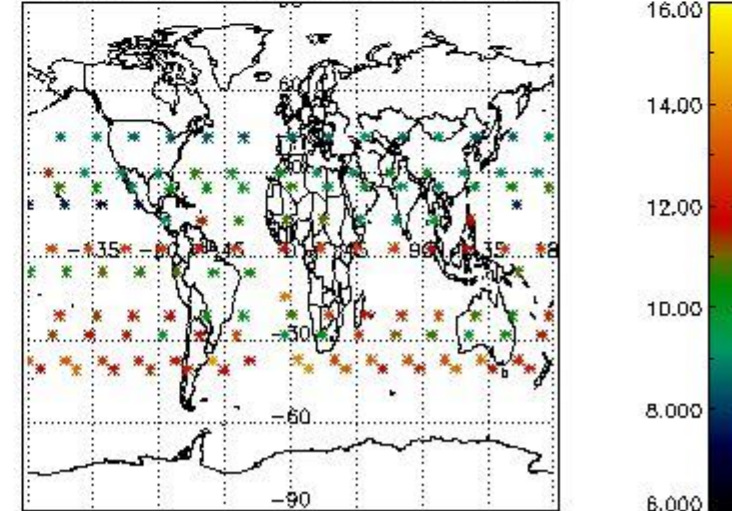
Percentage of flagged data per H2O profile



Percentage of flagged data per NO2 profile



Percentage of flagged data per NO3 profile

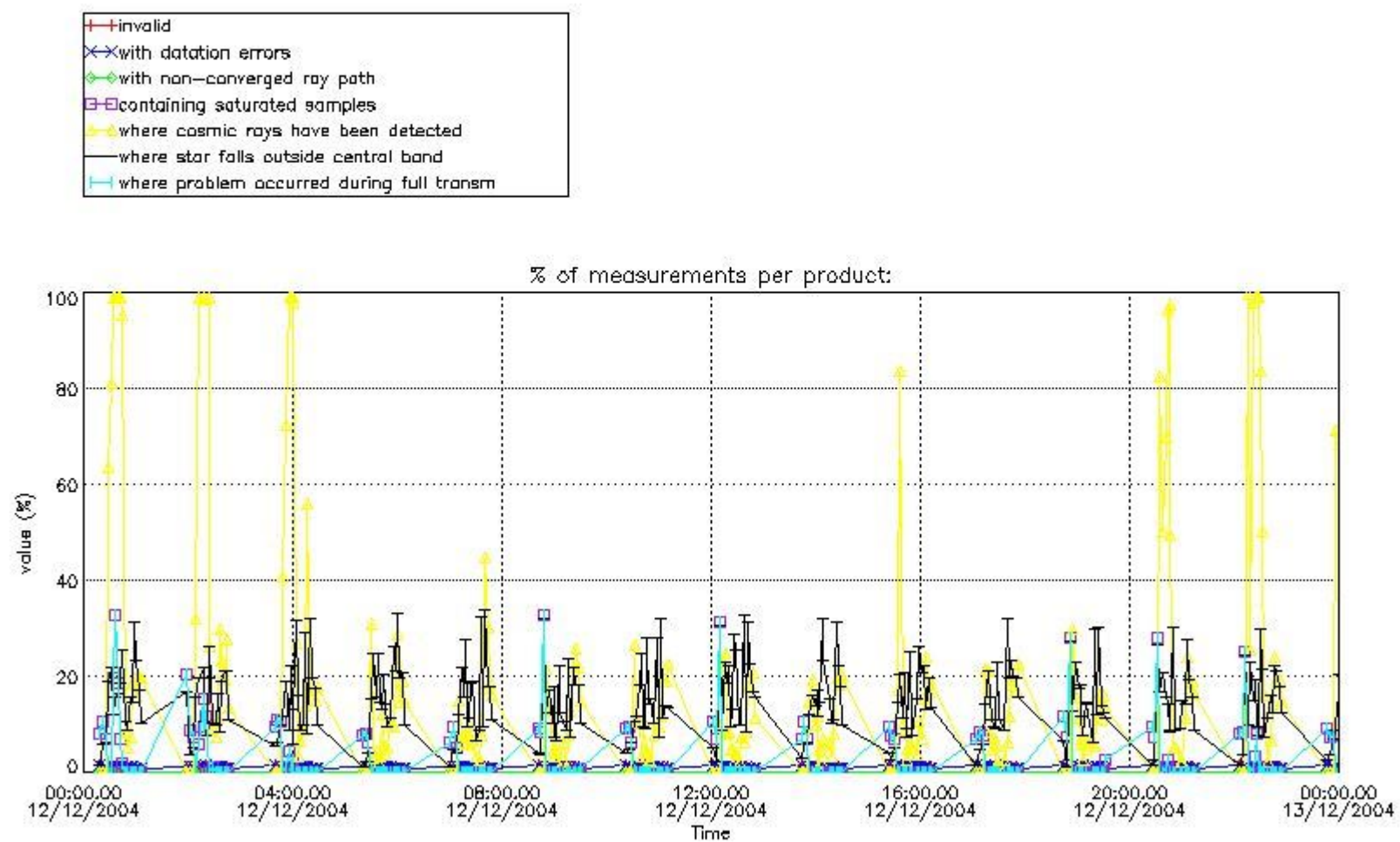


#### 4. Level 1 quality information per product

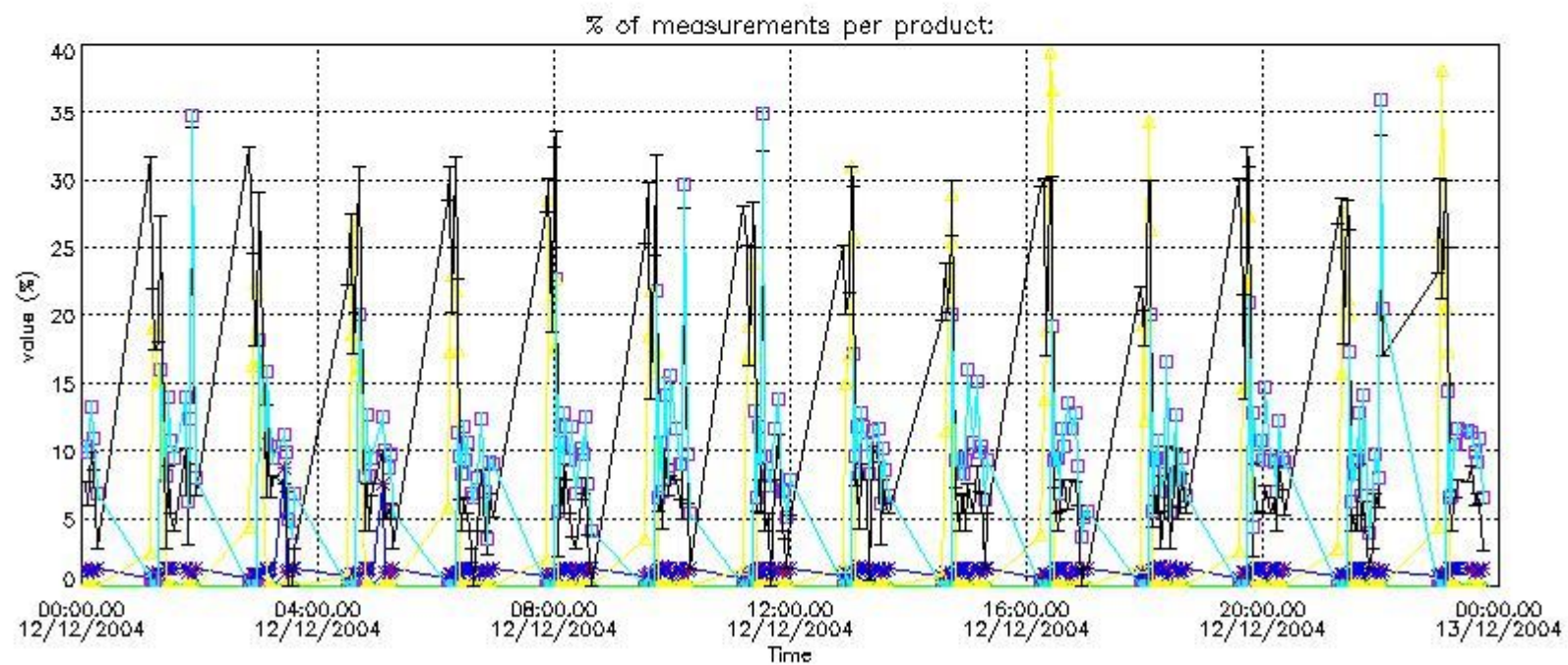
In this section it is plotted some information contained in the Quality Summary data set of the level 2 products that comes from the level 1b processing. Products without errors (error flag in the MPH set to "0") are used.

##### 4.1 Plot quality information per product (time dependant) coming from level 1b processing

###### 4.1.1 Plot level 1 quality information per product (time dependant): ENVISAT ASCENDING passes



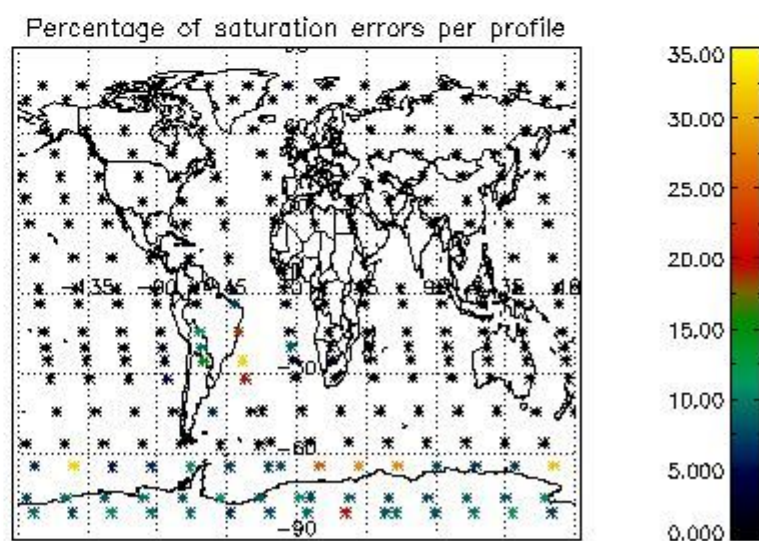
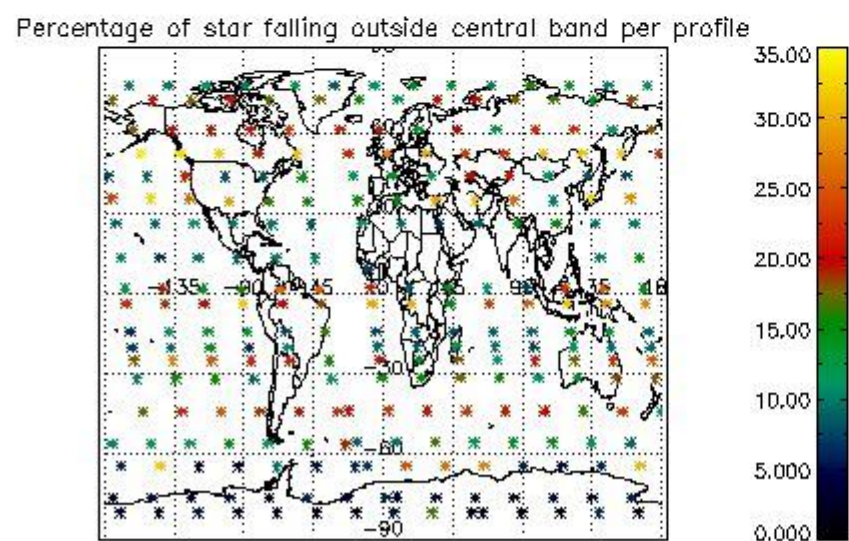
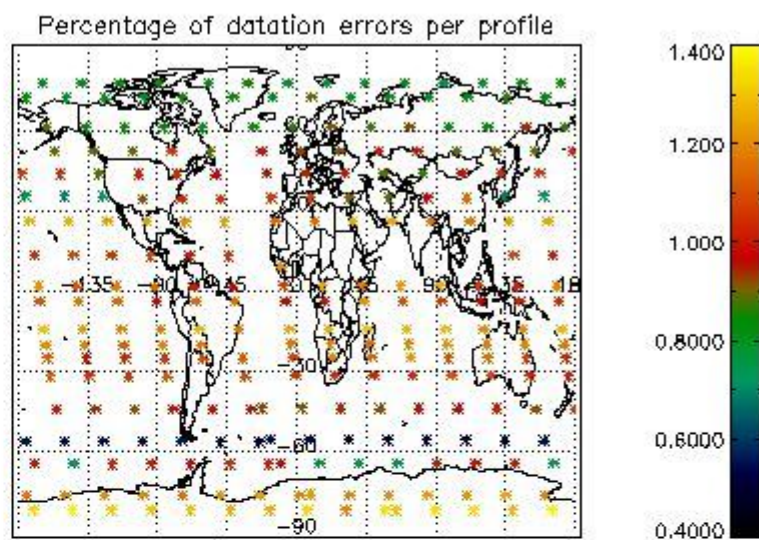
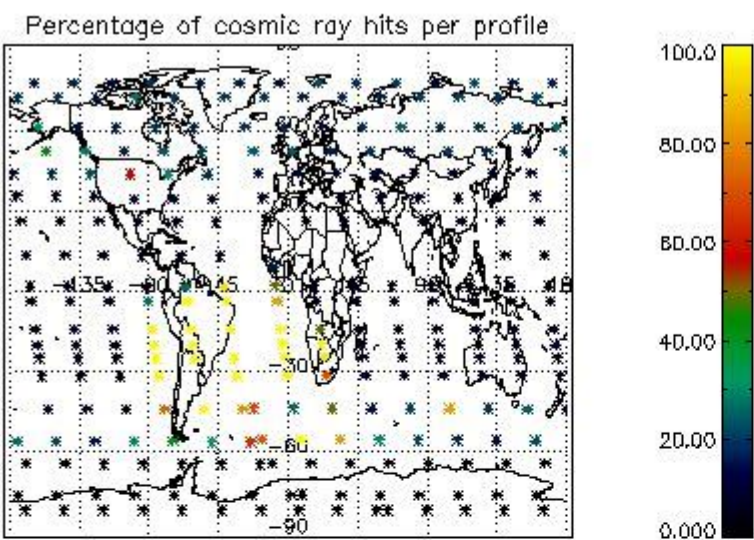
4.1.2 Plot level 1 quality information per product (time dependant): ENVI SAT DESCENDING passes



*4.2 Plot quality information per product coming from level 1b processing (world map)*

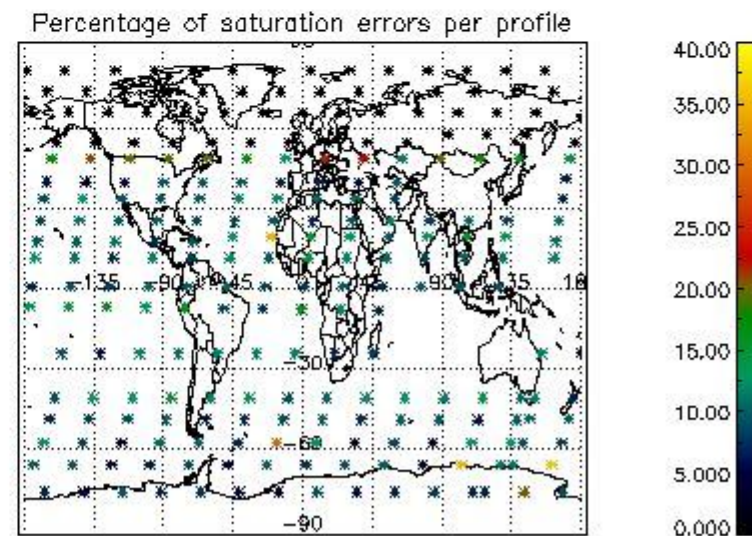
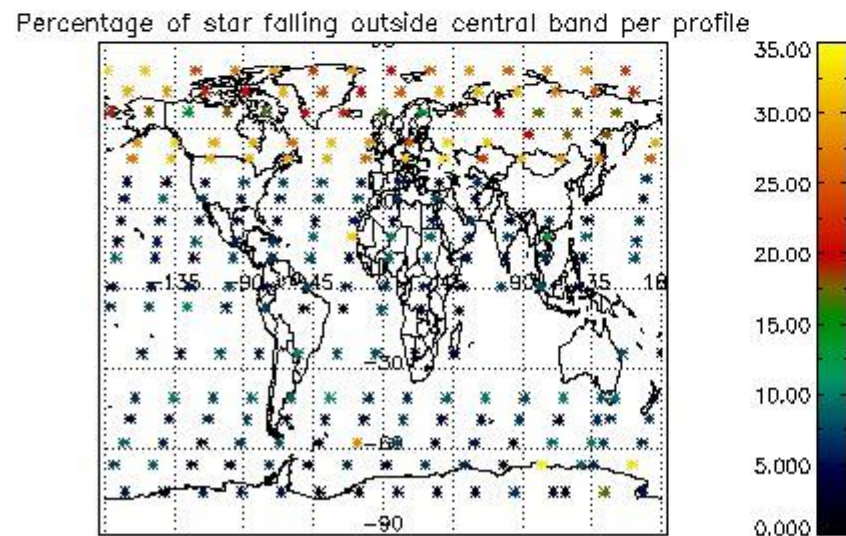
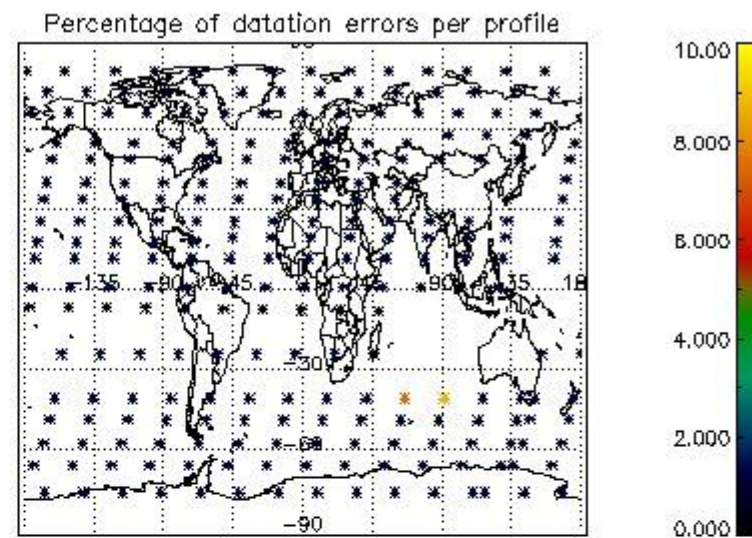
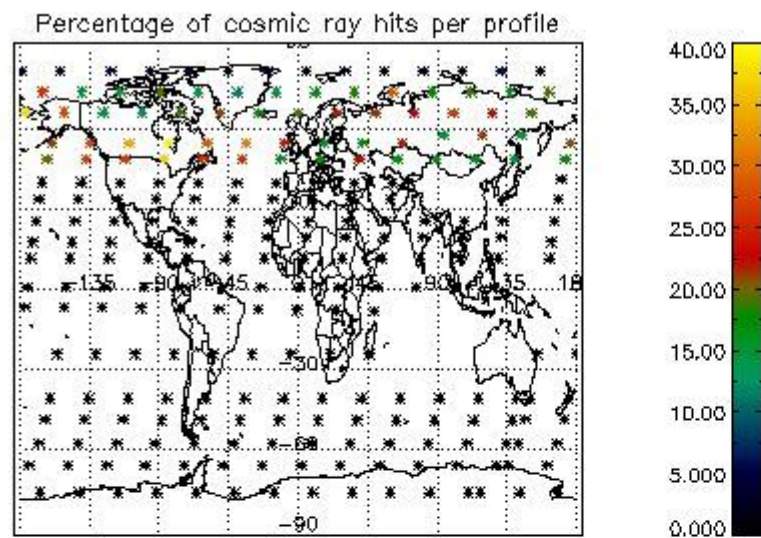
*4.2.1 Plot level 1 quality information per product (world map): ENVISAT ASCENDING passes*





4.2.2 Plot level 1 quality information per product (world map): ENVISAT DESCENDING passes





## 5. Trace gas profiles

### 5.1 Ozone statistics based on quality of products

The final quality of the products can be "measured" using the STD (Standard Deviation) attached to every point profile. This information is written to the parameter GOM\_NL\_\_2P/NL\_LOCAL\_SPECIES\_DENSITY/o3\_std of the level 2 products. The table below shows the statistics for given STD ranges.

The statistics are given with respect to the overall valid production:

- Products without fatal errors: GOM\_NL\_\_2P/MPH/PRODUCT\_ERR=0
- Valid point profile: GOM\_NL\_\_2P/NL\_LOCAL\_SPECIES\_DENSITY/pcd(0)=0

The 'Criteria' is applied to valid points of dark limb products:

- Products in dark limb illumination condition: GOM\_NL\_\_2P/NL\_SUMMARY\_QUALITY/obs\_ill\_cond=0
- Products without fatal errors: GOM\_NL\_\_2P/MPH/PRODUCT\_ERR=0
- Valid point profile: GOM\_NL\_\_2P/NL\_LOCAL\_SPECIES\_DENSITY/pcd(0)=0

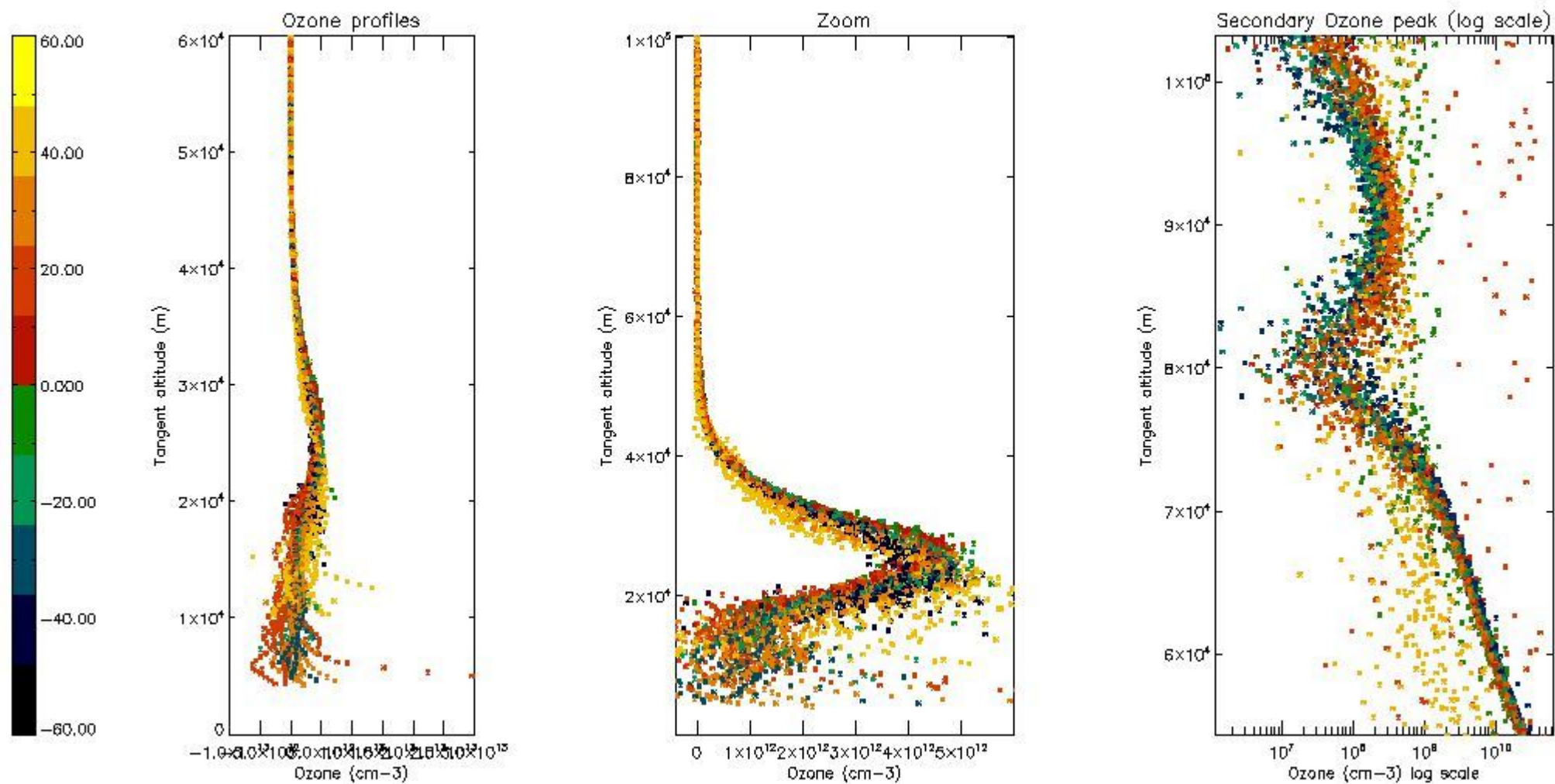
So, the table below shows the percentage of dark limb and valid observations for each criteria with respect to the overall valid daily observations.

Criteria	% of total production
All STD	25
STD < 20	14

STD < 10	11
STD < 5	8

5.2 Plot ozone profiles for all STD (dark without errors)

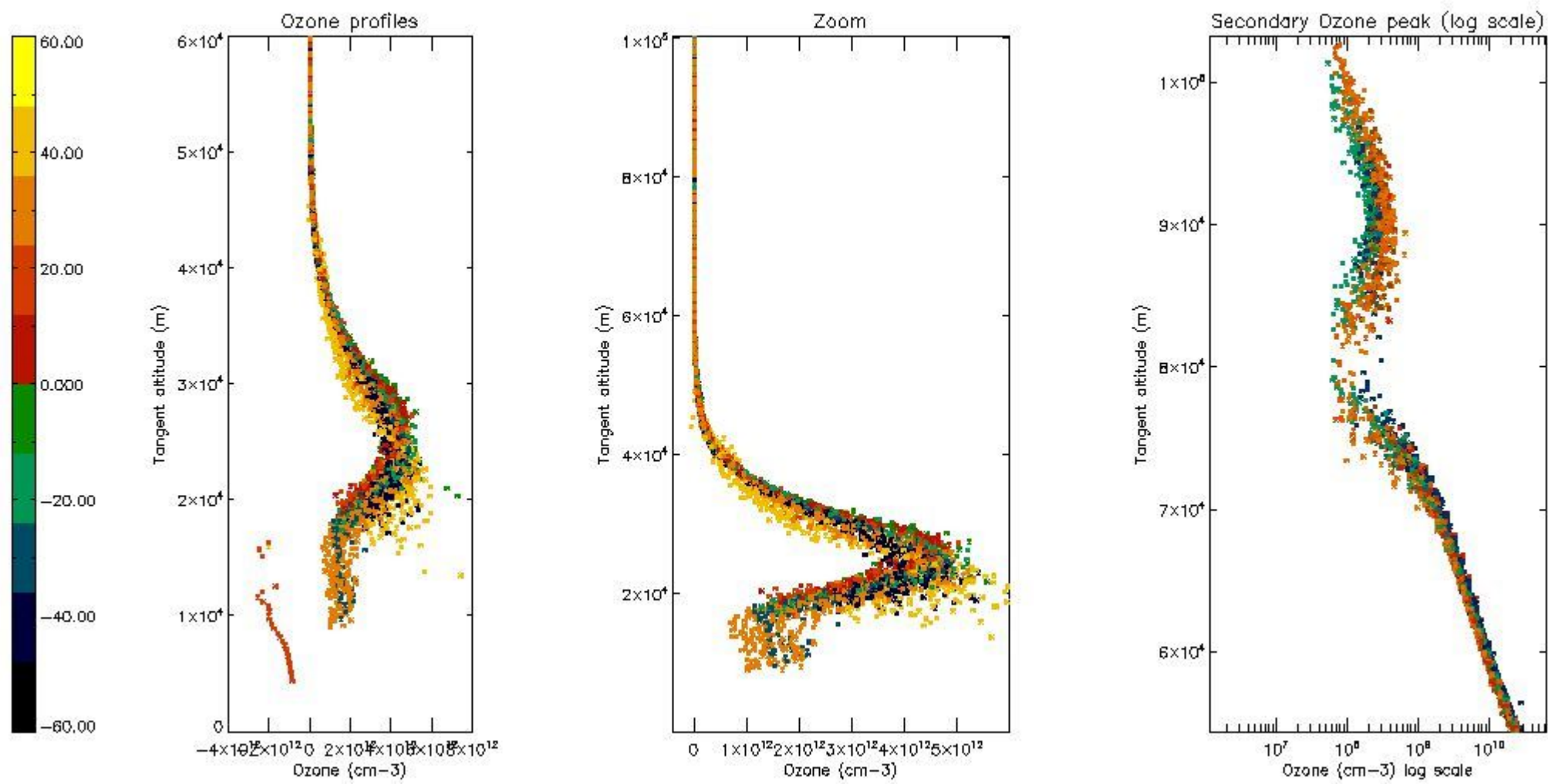
The colorbar represents the latitude.



5.3 Plot ozone profiles where STD < 20% (dark without errors)

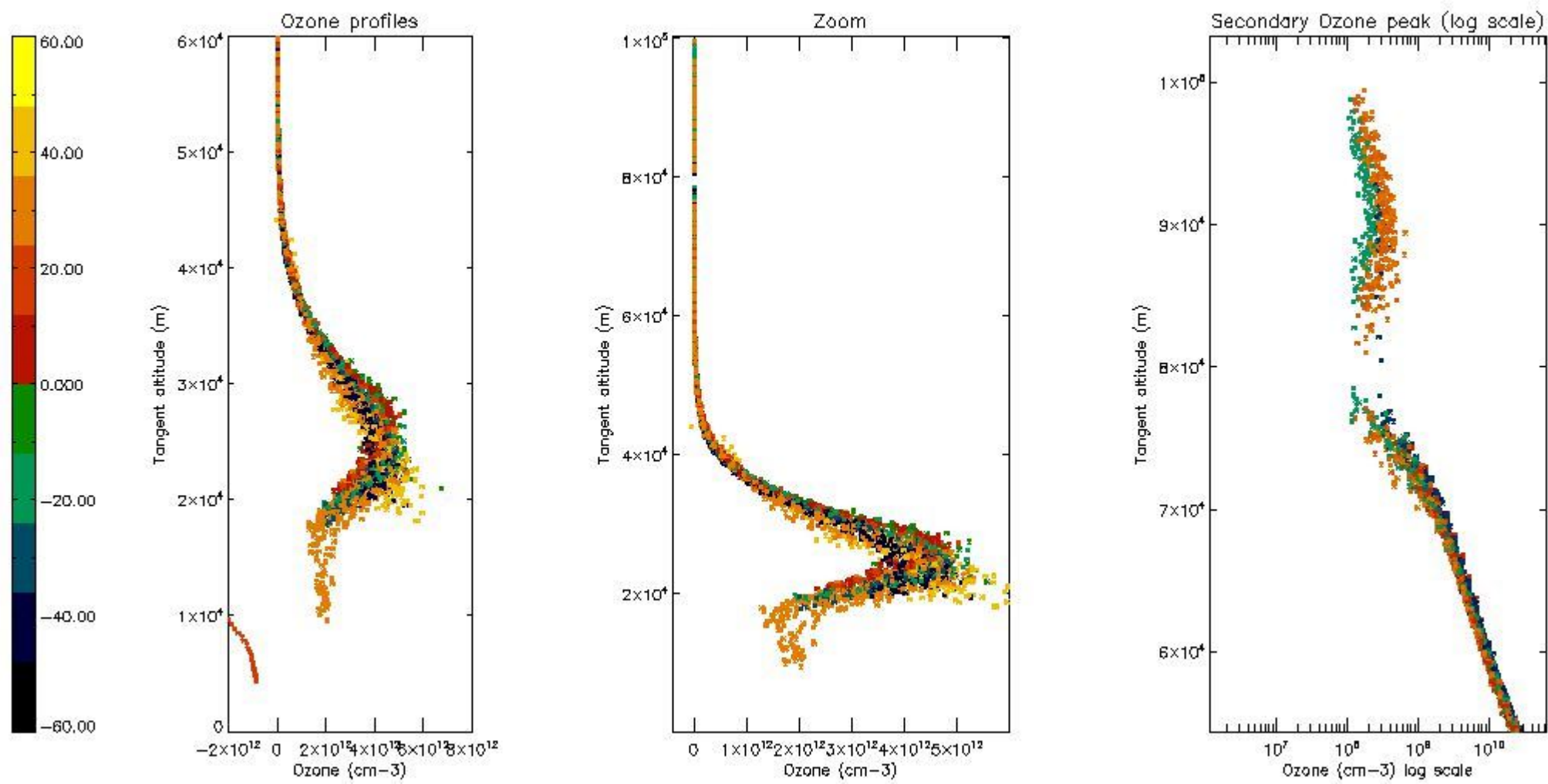
The colorbar represents the latitude.





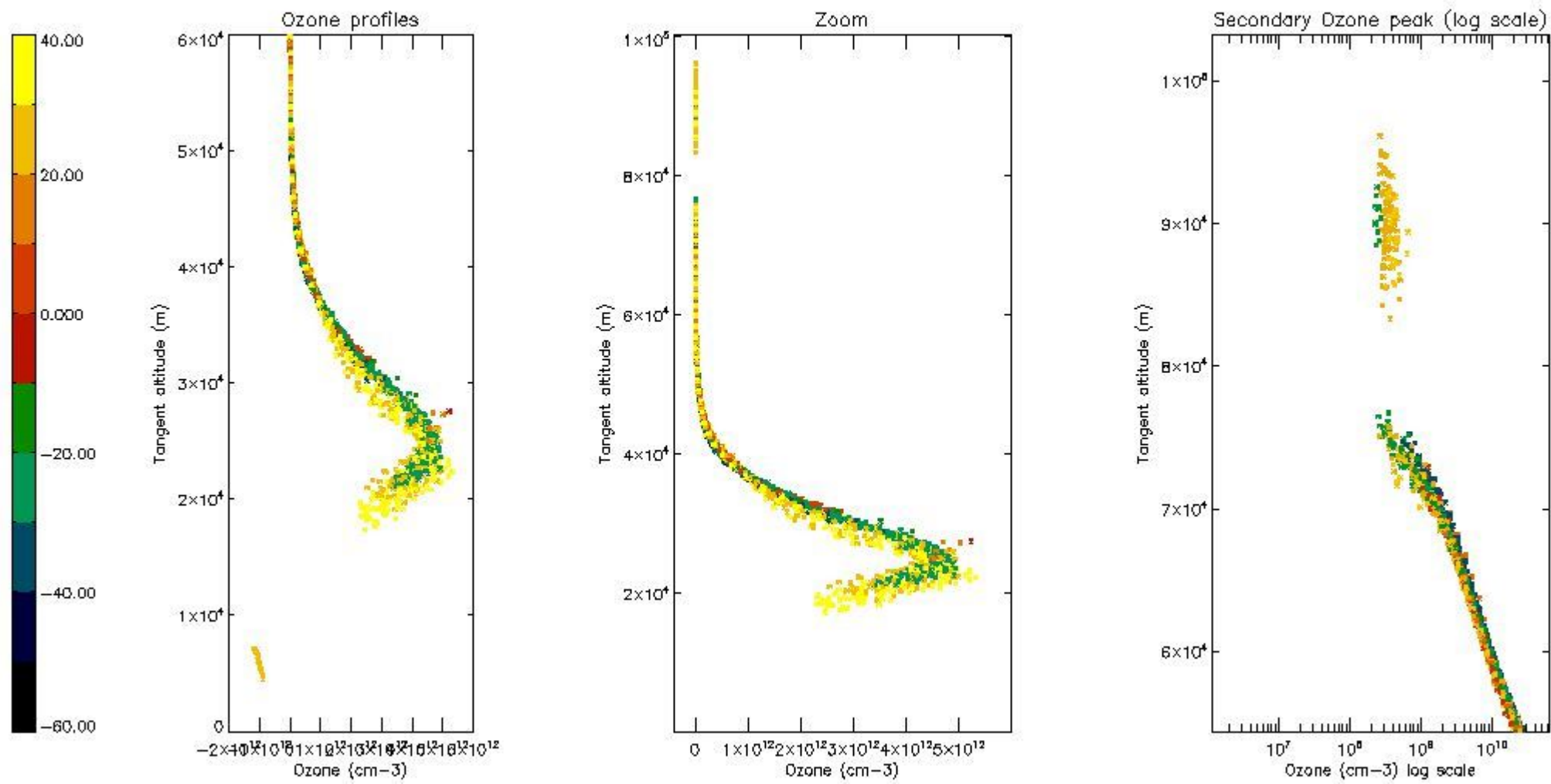
*5.4 Plot ozone profiles where  $STD < 10\%$  (dark without errors)*

The colorbar represents the latitude.



*5.5 Plot ozone profiles where STD < 5% (dark without errors)*

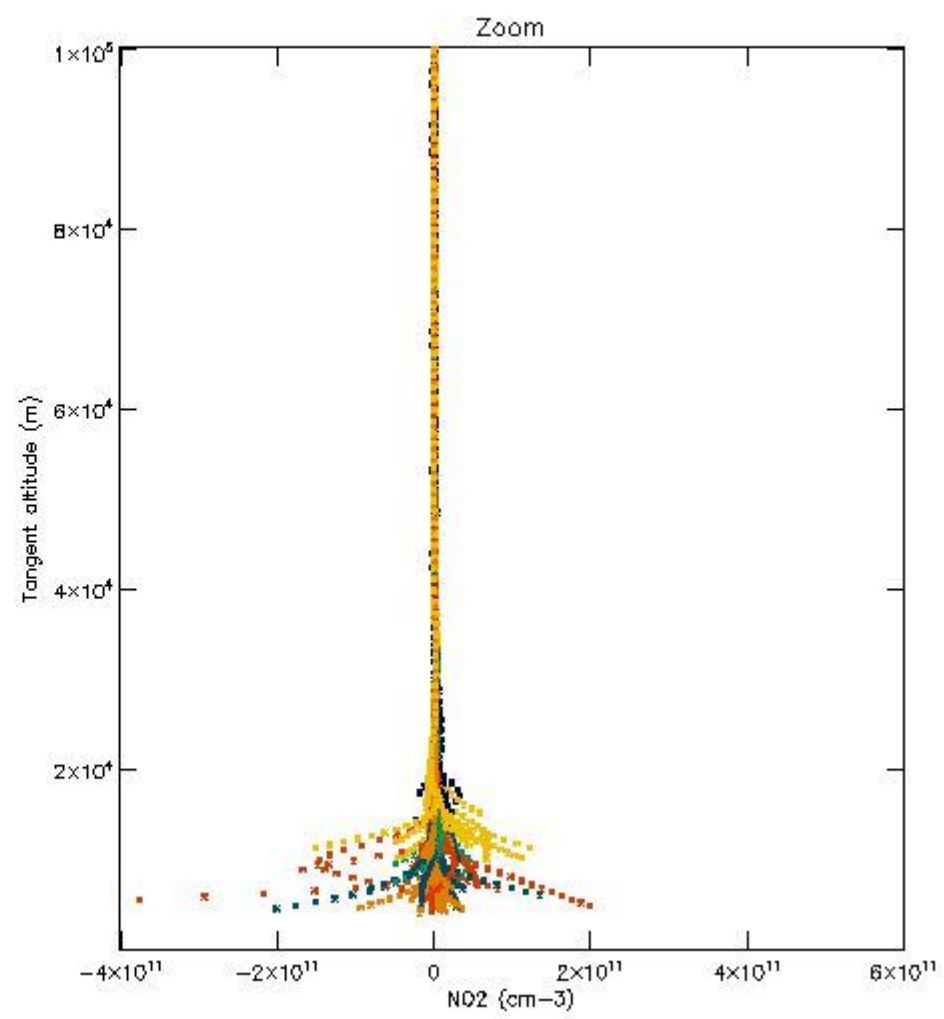
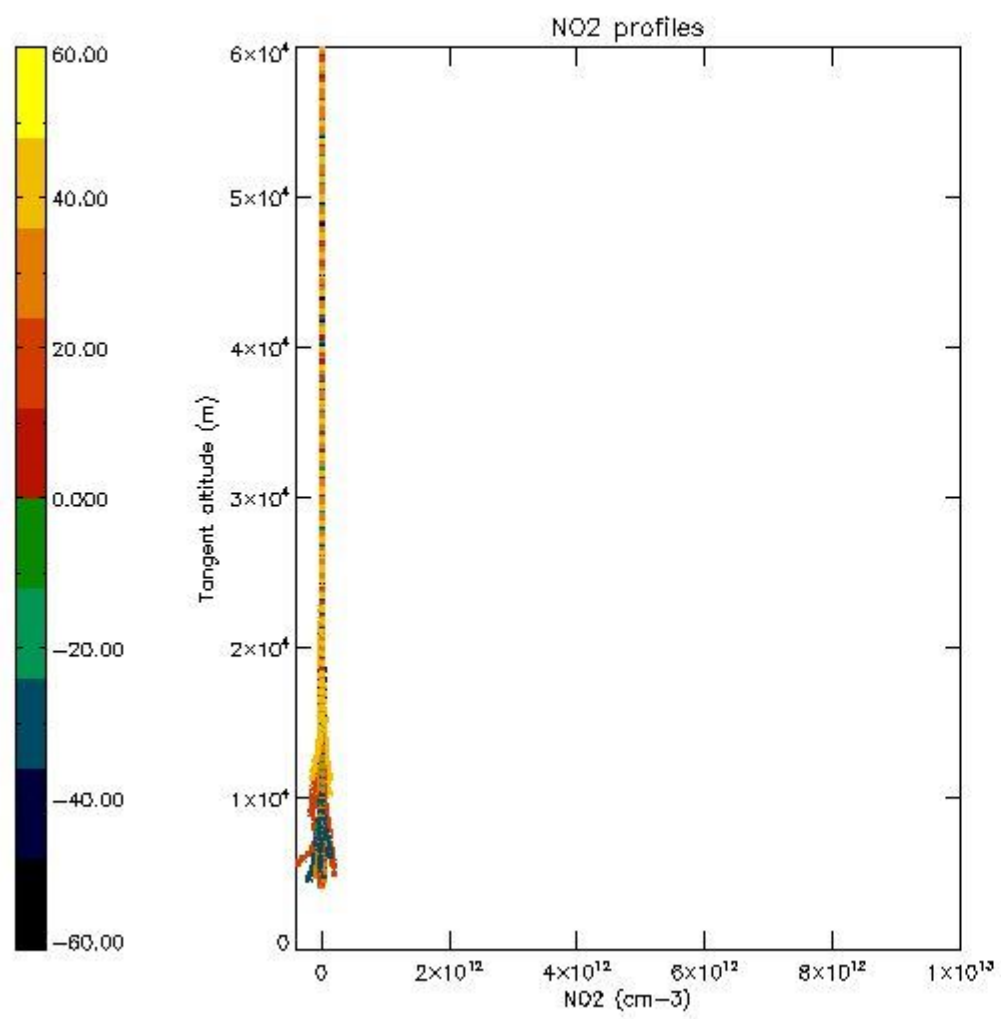
The colorbar represents the latitude.



*5.6 Plot NO<sub>2</sub> profiles for all STD (dark without errors)*

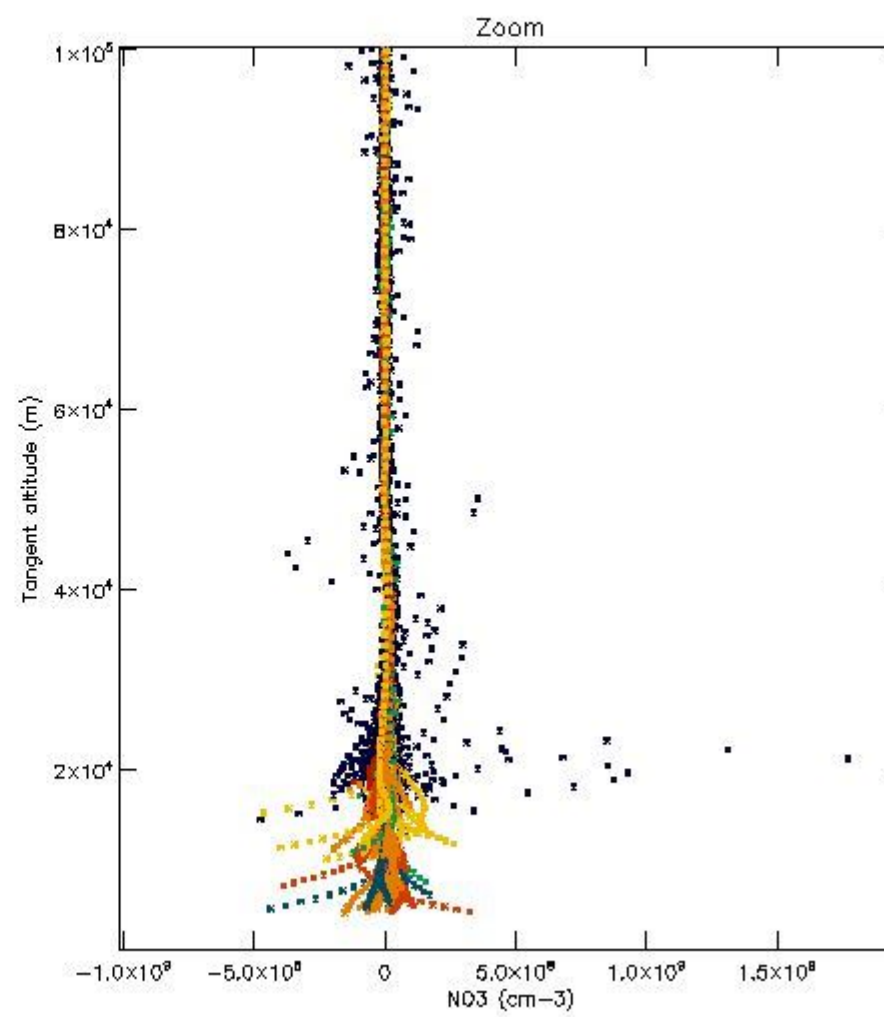
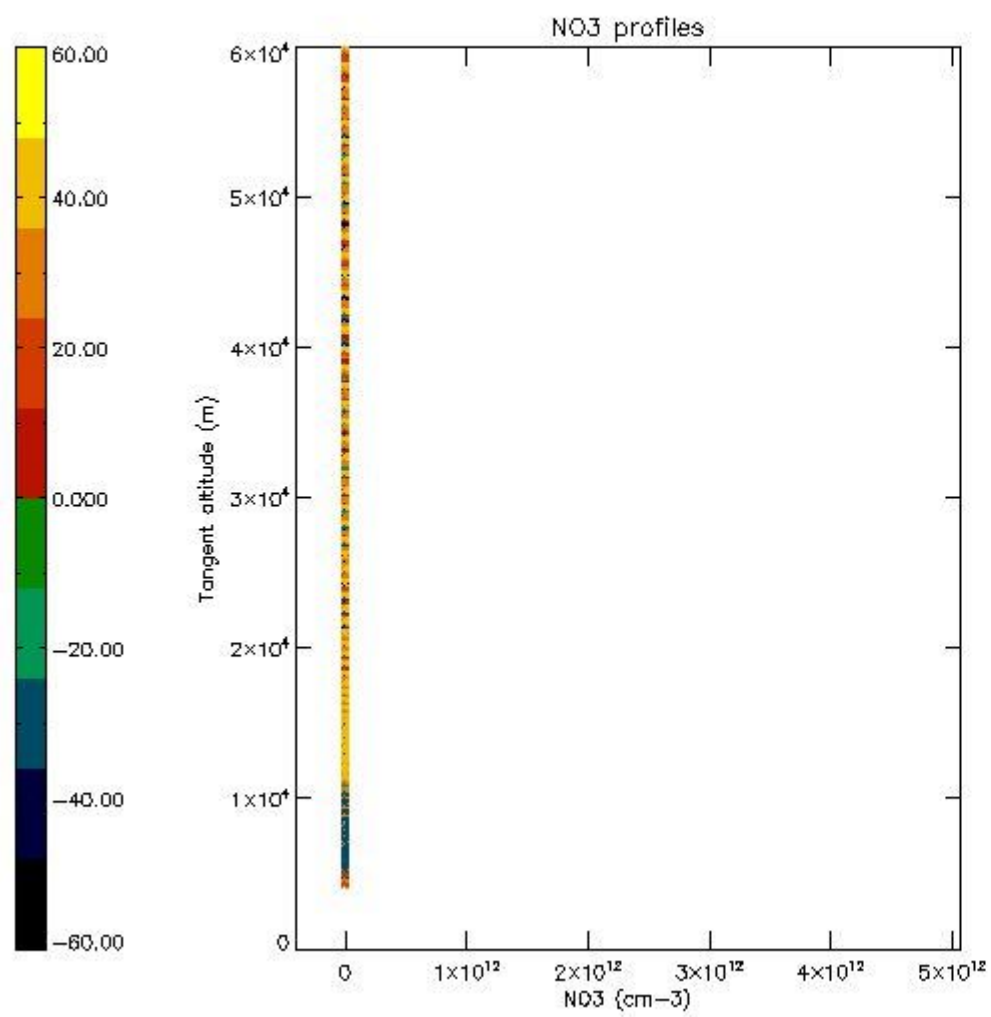
The colorbar represents the latitude.





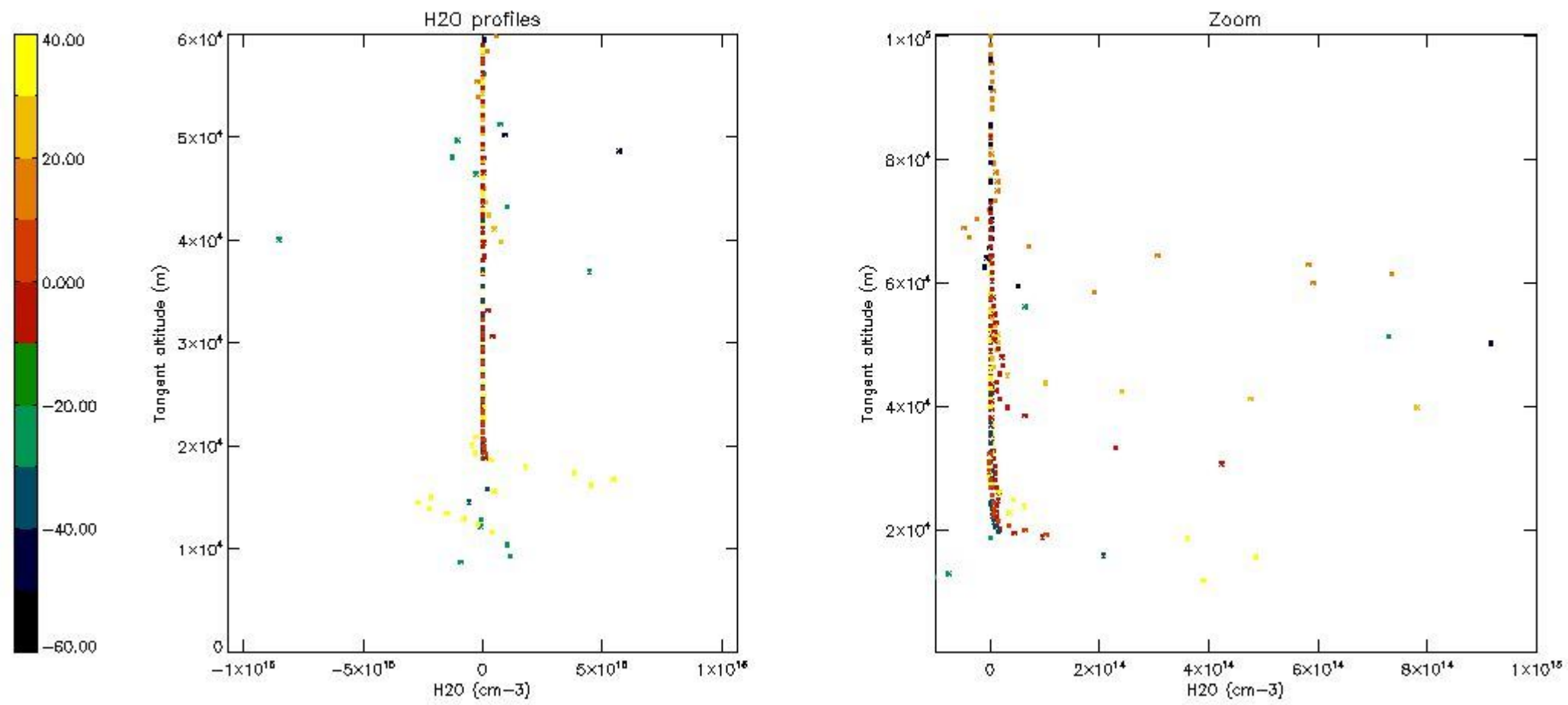
*5.7 Plot NO3 profiles for all STD (dark without errors)*

The colorbar represents the latitude.



*5.8 Plot H2O profiles for all STD (only for occultations of stars 1,2,3,4,13,14,16,26,63 dark without errors)*

The colorbar represents the latitude.



## 6. Auxiliary Data Files used for the production reported in section 2

The number reported in the third column indicates since which file (see list in section 2) the corresponding auxiliary file has been used. The fourth column is the date of those product files.

Type	Auxiliary Filename	Used since product	Used since product date
INST_PHYS_CHARACTERISTICS	GOM_INS_AXVIEC20091111_143220_20030716_120000_20500101_000000	1	12-DEC-2004 00:04:36
LEVEL-2_PROC_CONFIG	GOM_PR2_AXVIEC20091111_152718_20020301_000000_20500101_000000	1	12-DEC-2004 00:04:36
CROSS_SECTIONS_FILE	GOM_CR2_AXVIEC20091111_154832_20020301_000000_20500101_000000	1	12-DEC-2004 00:04:36



# GOMOS Level 2 Daily Report

## SUMMARY

### [1. General Info](#)

### [2. Summary of processed GOM\\_NL\\_2P products](#)

### [3. Level 2 Quality information per product](#)

#### [3.1 Plot of level 2 quality information per product \(time dependant\)](#)

#### [3.2 Plot of level 2 quality information per product \(world map\)](#)

### [4. Level 1 Quality information per product \(stored on level 2 products\)](#)

#### [4.1 Plot of level 1 quality information per product \(time dependant\)](#)

##### [4.1.1 Plot of level 1 quality information per product \(time dependant\): ASCENDING](#)

##### [4.1.2 Plot of level 1 quality information per product \(time dependant\): DESCENDING](#)

#### [4.2 Plot of level 1 quality information per product \(world map\)](#)

##### [4.2.1 Plot of level 1 quality information per product \(world map\): ASCENDING](#)

##### [4.2.2 Plot of level 1 quality information per product \(world map\): DESCENDING](#)

### [5. Ozone profiles based on quality statistics and other trace gas profiles](#)

#### [5.1 Ozone statistics based on quality of products](#)

#### [5.2 Plot ozone profiles for all STD \(dark without errors\)](#)

#### [5.3 Plot ozone profiles where STD < 20% \(dark without errors\)](#)

#### [5.4. Plot ozone profiles where STD < 10% \(dark without errors\)](#)

#### [5.5. Plot ozone profiles where STD < 5% \(dark without errors\)](#)

#### [5.6 Plot NO2 profiles for all STD \(dark without errors\)](#)

#### [5.7 Plot NO3 profiles for all STD \(dark without errors\)](#)

#### [5.8 Plot H2O profiles \(only for occultations of stars 1,2,3,4,13,14,16,26,63 dark without errors\) for all STD](#)

### [6. Auxiliary Data Files used for the production reported in section 2](#)

This report presents the daily analysis on parameters extracted from GOMOS level 2 data (GOM\_NL\_\_2P). It is intended to monitor some important parameters that will impact the quality of these products. A list of level 2 products (and content) that have arrived during the reporting day to the PCF is also given.

Item	Value
Time of report generation	22APR2013 09:56:03
Data source version	GOMOS/6.01
Start time of products	12-12-2004 (12DEC2004 00:00:00)
Stop time of products	13-12-2004 (13DEC2004 00:00:00)
Store outputs in DB	Yes
Nb of level 2 prods	507
Nb of prods with errors	0

## 2. Summary of processed GOM\_NL\_\_2P products.

Nr	Filename	UTC Start time	Limb	Duration	Star Id	Star Name	Star Mag	Star Temp	Nb Meas	Orbit	Prod. error
1	GOM_NL__2PRFIN20041212_000436_000000392032_00474_14556_8513.N1	12-DEC-2004 00:04:36	Bright	39.000	60	7Bet UMi	2.0810	3950.0	78	14556	No
2	GOM_NL__2PRFIN20041212_000656_000000512032_00474_14556_8514.N1	12-DEC-2004 00:06:56	Bright	50.500	82	48Bet UMa	2.3650	10600.	101	14556	No
3	GOM_NL__2PRFIN20041212_000923_000000462032_00474_14556_8515.N1	12-DEC-2004 00:09:23	Bright	45.500	32	77Eps UMa	1.7630	11000.	91	14556	No
4	GOM_NL__2PRFIN20041212_001151_000000412032_00474_14556_8516.N1	12-DEC-2004 00:11:51	Bright	41.000	39	85Eta UMa	1.8540	24000.	82	14556	No
5	GOM_NL__2PRFIN20041212_001503_000000372032_00474_14556_8517.N1	12-DEC-2004 00:15:03	Bright	36.500	180	27Gam Boo	3.0400	8000.0	73	14556	No
6	GOM_NL__2PRFIN20041212_001812_000000372032_00474_14556_8518.N1	12-DEC-2004 00:18:12	Bright	37.000	83		2.3780	11000.	74	14556	No
7	GOM_NL__2PRFIN20041212_002124_000000422032_00474_14556_8519.N1	12-DEC-2004 00:21:24	Bright	42.000	111	8Eta Boo	2.6800	6000.0	84	14556	No
8	GOM_NL__2PRFIN20041212_002506_000000502032_00474_14556_8520.N1	12-DEC-2004 00:25:06	Bright	49.500	138	47Eps Vir	2.8280	4700.0	99	14556	No
9	GOM_NL__2PRFIN20041212_002731_000000982032_00474_14556_8521.N1	12-DEC-2004 00:27:31	Twilight	97.500	62	94Bet Leo	2.1360	9700.0	195	14556	No
10	GOM_NL__2PRFIN20041212_003101_000000532032_00474_14556_8522.N1	12-DEC-2004 00:31:01	Twilight	52.500	15	67Alp Vir	0.97600	28000.	105	14556	No
11	GOM_NL__2PRFIN20041212_003429_000000462032_00474_14556_8523.N1	12-DEC-2004 00:34:29	Twilight	46.000	169	46Gam Hya	2.9910	4700.0	92	14556	No
12	GOM_NL__2PRFIN20041212_003624_000000452032_00474_14556_8524.N1	12-DEC-2004 00:36:24	Twilight	44.500	54	5The Cen	2.0550	4500.0	89	14556	No
13	GOM_NL__2PRFIN20041212_003927_000000432032_00474_14556_8525.N1	12-DEC-2004 00:39:27	Dark	43.000	95	Zet Cen	2.5450	26000.	86	14556	No
14	GOM_NL__2PRFIN20041212_004224_000000442032_00474_14556_8526.N1	12-DEC-2004 00:42:24	Dark	43.500	4	Alp1Cen	-0.010000	5800.0	87	14556	No
15	GOM_NL__2PRFIN20041212_004354_000000512032_00475_14557_8658.N1	12-DEC-2004 00:43:54	Dark	51.000	20	Bet Cru	1.2530	30000.	102	14557	No
16	GOM_NL__2PRFIN20041212_004709_000000482032_00475_14557_8659.N1	12-DEC-2004 00:47:09	Dark	48.000	113	Mu Vel	2.6920	5000.0	96	14557	No
17	GOM_NL__2PRFIN20041212_005044_000000412032_00475_14557_8660.N1	12-DEC-2004 00:50:44	Dark	40.500	29	Bet Car	1.6720	10200.	81	14557	No
18	GOM_NL__2PRFIN20041212_005307_000000482032_00475_14557_8661.N1	12-DEC-2004 00:53:07	Dark	47.500	41	Eps Car	1.8600	4100.0	95	14557	No
19	GOM_NL__2PRFIN20041212_005545_000000522032_00475_14557_8662.N1	12-DEC-2004 00:55:45	Dark	51.500	34	Gam2Vel	1.7930	23000.	103	14557	No
20	GOM_NL__2PRFIN20041212_005809_000000562032_00475_14557_8663.N1	12-DEC-2004 00:58:09	Dark	56.000	2	Alp Car	-0.73600	7000.0	112	14557	No
21	GOM_NL__2PRFIN20041212_010044_000000612032_00475_14557_8664.N1	12-DEC-2004 01:00:44	Dark	60.500	117	Pi Pup	2.7060	3800.0	121	14557	No
22	GOM_NL__2PRFIN20041212_010407_000000592032_00475_14557_8665.N1	12-DEC-2004 01:04:07	Straylight	58.500	23	21Eps CMa	1.5020	26000.	117	14557	No
23	GOM_NL__2PRFIN20041212_010600_000000592032_00475_14557_8666.N1	12-DEC-2004 01:06:00	Straylight	59.000	179	24Omi2CMa	3.0320	24000.	118	14557	No
24	GOM_NL__2PRFIN20041212_010916_000000792032_00475_14557_8667.N1	12-DEC-2004 01:09:16	Straylight	79.000	1	9Alp CMa	-1.4400	11000.	158	14557	No
25	GOM_NL__2PRFIN20041212_011235_000000532032_00475_14557_8668.N1	12-DEC-2004 01:12:35	Straylight	52.500	7	19Bet Ori	0.10000	14000.	105	14557	No
26	GOM_NL__2PRFIN20041212_011458_000000552032_00475_14557_8669.N1	12-DEC-2004 01:14:58	Straylight	54.500	30	46Eps Ori	1.6940	30000.	109	14557	No
27	GOM_NL__2PRFIN20041212_011724_000000532032_00475_14557_8670.N1	12-DEC-2004 01:17:24	Twilight	52.500	27	24Gam Ori	1.6360	26000.	105	14557	No
28	GOM_NL__2PRFIN20041212_012002_000000532032_00475_14557_8671.N1	12-DEC-2004 01:20:02	Twilight	53.000	13	87Alp Tau	0.86700	3800.0	106	14557	No
29	GOM_NL__2PRFIN20041212_012636_000000372032_00475_14557_8672.N1	12-DEC-2004 01:26:36	Bright	37.000	149	45Eps Per	2.8880	30000.	74	14557	No
30	GOM_NL__2PRFIN20041212_012814_000000402032_00475_14557_8673.N1	12-DEC-2004 01:28:14	Bright	39.500	73	57Gam1And	2.2600	13100.	79	14557	No
31	GOM_NL__2PRFIN20041212_013027_000000372032_00475_14557_8674.N1	12-DEC-2004 01:30:27	Bright	37.000	160	23Gam Per	2.9300	4700.0	74	14557	No
32	GOM_NL__2PRFIN20041212_013327_000000372032_00475_14557_8675.N1	12-DEC-2004 01:33:27	Bright	37.000	110	37Del Cas	2.6780	8900.0	74	14557	No
33	GOM_NL__2PRFIN20041212_014512_000000402032_00475_14557_8676.N1	12-DEC-2004 01:45:12	Bright	39.500	60	7Bet UMi	2.0810	3950.0	79	14557	No
34	GOM_NL__2PRFIN20041212_014732_000000492032_00475_14557_8677.N1	12-DEC-2004 01:47:32	Bright	48.500	82	48Bet UMa	2.3650	10600.	97	14557	No
35	GOM_NL__2PRFIN20041212_014959_000000452032_00475_14557_8678.N1	12-DEC-2004 01:49:59	Bright	44.500	32	77Eps UMa	1.7630	11000.	89	14557	No
36	GOM_NL__2PRFIN20041212_015227_000000562032_00475_14557_8679.N1	12-DEC-2004 01:52:27	Bright	56.000	39	85Eta UMa	1.8540	24000.	112	14557	No
37	GOM_NL__2PRFIN20041212_015540_000000382032_00475_14557_8680.N1	12-DEC-2004 01:55:40	Bright	37.500	180	27Gam Boo	3.0400	8000.0	75	14557	No
38	GOM_NL__2PRFIN20041212_015848_000000422032_00475_14557_8681.N1	12-DEC-2004 01:58:48	Bright	42.000	83		2.3780	11000.	84	14557	No
39	GOM_NL__2PRFIN20041212_020201_000000412032_00475_14557_8682.N1	12-DEC-2004 02:02:01	Bright	40.500	111	8Eta Boo	2.6800	6000.0	81	14557	No
40	GOM_NL__2PRFIN20041212_020543_000000492032_00475_14557_8683.N1	12-DEC-2004 02:05:43	Bright	48.500	138	47Eps Vir	2.8280	4700.0	97	14557	No
41	GOM_NL__2PRFIN20041212_020808_000000952032_00475_14557_8684.N1	12-DEC-2004 02:08:08	Twilight	95.000	62	94Bet Leo	2.1360	9700.0	190	14557	No
42	GOM_NL__2PRFIN20041212_021138_000000512032_00475_14557_8685.N1	12-DEC-2004 02:11:38	Twilight	51.000	15	67Alp Vir	0.97600	28000.	102	14557	No

43	GOM_NL__2PRFIN20041212_021701_000000462032_00475_14557_8686.N1	12-DEC-2004 02:17:01	Twilight	46.000	54	5The Cen	2.0550	4500.0	92	14557	No
44	GOM_NL__2PRFIN20041212_021825_000000432032_00475_14557_8687.N1	12-DEC-2004 02:18:25	Dark	43.000	123	lot Cen	2.7500	10200.	86	14557	No
45	GOM_NL__2PRFIN20041212_022004_000000392032_00475_14557_8688.N1	12-DEC-2004 02:20:04	Dark	39.000	95	Zet Cen	2.5450	26000.	78	14557	No
46	GOM_NL__2PRFIN20041212_022300_000000442032_00475_14557_8689.N1	12-DEC-2004 02:23:00	Dark	43.500	4	Alp1Cen	-0.010000	5800.0	87	14557	No
47	GOM_NL__2PRFIN20041212_022431_000000502032_00476_14558_8656.N1	12-DEC-2004 02:24:31	Dark	49.500	20	Bet Cru	1.2530	30000.	99	14558	No
48	GOM_NL__2PRFIN20041212_022745_000000502032_00476_14558_8657.N1	12-DEC-2004 02:27:45	Dark	49.500	113	Mu Vel	2.6920	5000.0	99	14558	No
49	GOM_NL__2PRFIN20041212_023120_000000422032_00476_14558_8658.N1	12-DEC-2004 02:31:20	Dark	41.500	29	Bet Car	1.6720	10200.	83	14558	No
50	GOM_NL__2PRFIN20041212_023344_000000492032_00476_14558_8659.N1	12-DEC-2004 02:33:44	Dark	48.500	41	Eps Car	1.8600	4100.0	97	14558	No
51	GOM_NL__2PRFIN20041212_023621_000000492032_00476_14558_8660.N1	12-DEC-2004 02:36:21	Dark	48.500	34	Gam2Vel	1.7930	23000.	97	14558	No
52	GOM_NL__2PRFIN20041212_023846_000000482032_00476_14558_8661.N1	12-DEC-2004 02:38:46	Dark	47.500	2	Alp Car	-0.73600	7000.0	95	14558	No
53	GOM_NL__2PRFIN20041212_024120_000000602032_00476_14558_8662.N1	12-DEC-2004 02:41:20	Dark	59.500	117	Pi Pup	2.7060	3800.0	119	14558	No
54	GOM_NL__2PRFIN20041212_024443_000000622032_00476_14558_8663.N1	12-DEC-2004 02:44:43	Straylight	61.500	23	21Eps CMa	1.5020	26000.	123	14558	No
55	GOM_NL__2PRFIN20041212_024636_000000602032_00476_14558_8664.N1	12-DEC-2004 02:46:36	Straylight	59.500	179	24Omi2CMa	3.0320	24000.	119	14558	No
56	GOM_NL__2PRFIN20041212_024952_000000802032_00476_14558_8665.N1	12-DEC-2004 02:49:52	Straylight	80.000	1	9Alp CMa	-1.4400	11000.	160	14558	No
57	GOM_NL__2PRFIN20041212_025310_000000552032_00476_14558_8666.N1	12-DEC-2004 02:53:10	Straylight	55.000	7	19Bet Ori	0.10000	14000.	110	14558	No
58	GOM_NL__2PRFIN20041212_025534_000000542032_00476_14558_8667.N1	12-DEC-2004 02:55:34	Straylight	53.500	30	46Eps Ori	1.6940	30000.	107	14558	No
59	GOM_NL__2PRFIN20041212_025759_000000542032_00476_14558_8668.N1	12-DEC-2004 02:57:59	Tw_i_and_stray	53.500	27	24Gam Ori	1.6360	26000.	107	14558	No
60	GOM_NL__2PRFIN20041212_030037_000000552032_00476_14558_8669.N1	12-DEC-2004 03:00:37	Tw_i_and_stray	55.000	13	87Alp Tau	0.86700	3800.0	110	14558	No
61	GOM_NL__2PRFIN20041212_030713_000000382032_00476_14558_8670.N1	12-DEC-2004 03:07:13	Bright	38.000	149	45Eps Per	2.8880	30000.	76	14558	No
62	GOM_NL__2PRFIN20041212_030850_000000412032_00476_14558_8671.N1	12-DEC-2004 03:08:50	Bright	41.000	73	57Gam1And	2.2600	13100.	82	14558	No
63	GOM_NL__2PRFIN20041212_031102_000000392032_00476_14558_8672.N1	12-DEC-2004 03:11:02	Bright	38.500	160	23Gam Per	2.9300	4700.0	77	14558	No
64	GOM_NL__2PRFIN20041212_031403_000000372032_00476_14558_8673.N1	12-DEC-2004 03:14:03	Bright	37.000	110	37Del Cas	2.6780	8900.0	74	14558	No
65	GOM_NL__2PRFIN20041212_032547_000000402032_00476_14558_8674.N1	12-DEC-2004 03:25:47	Bright	40.000	60	7Bet UMi	2.0810	3950.0	80	14558	No
66	GOM_NL__2PRFIN20041212_032807_000000512032_00476_14558_8675.N1	12-DEC-2004 03:28:07	Bright	50.500	82	48Bet UMa	2.3650	10600.	101	14558	No
67	GOM_NL__2PRFIN20041212_033035_000000412032_00476_14558_8676.N1	12-DEC-2004 03:30:35	Bright	41.000	32	77Eps UMa	1.7630	11000.	82	14558	No
68	GOM_NL__2PRFIN20041212_033302_000000382032_00476_14558_8677.N1	12-DEC-2004 03:33:02	Bright	38.000	39	85Eta UMa	1.8540	24000.	76	14558	No
69	GOM_NL__2PRFIN20041212_033616_000000372032_00476_14558_8678.N1	12-DEC-2004 03:36:16	Bright	36.500	180	27Gam Boo	3.0400	8000.0	73	14558	No
70	GOM_NL__2PRFIN20041212_033924_000000382032_00476_14558_8679.N1	12-DEC-2004 03:39:24	Bright	37.500	83		2.3780	11000.	75	14558	No
71	GOM_NL__2PRFIN20041212_034237_000000422032_00476_14558_8680.N1	12-DEC-2004 03:42:37	Bright	41.500	111	8Eta Boo	2.6800	6000.0	83	14558	No
72	GOM_NL__2PRFIN20041212_034619_000000522032_00476_14558_8681.N1	12-DEC-2004 03:46:19	Bright	51.500	138	47Eps Vir	2.8280	4700.0	103	14558	No
73	GOM_NL__2PRFIN20041212_034845_000000912032_00476_14558_8682.N1	12-DEC-2004 03:48:45	Tw_i_and_stray	90.500	62	94Bet Leo	2.1360	9700.0	181	14558	No
74	GOM_NL__2PRFIN20041212_035214_000000512032_00476_14558_8683.N1	12-DEC-2004 03:52:14	Tw_i_and_stray	50.500	15	67Alp Vir	0.97600	28000.	101	14558	No
75	GOM_NL__2PRFIN20041212_035542_000000452032_00476_14558_8684.N1	12-DEC-2004 03:55:42	Twilight	45.000	169	46Gam Hya	2.9910	4700.0	90	14558	No
76	GOM_NL__2PRFIN20041212_035737_000000482032_00476_14558_8685.N1	12-DEC-2004 03:57:37	Twilight	47.500	54	5The Cen	2.0550	4500.0	95	14558	No
77	GOM_NL__2PRFIN20041212_035900_000000422032_00476_14558_8686.N1	12-DEC-2004 03:59:00	Dark	42.000	123	lot Cen	2.7500	10200.	84	14558	No
78	GOM_NL__2PRFIN20041212_040039_000000432032_00476_14558_8687.N1	12-DEC-2004 04:00:39	Dark	42.500	95	Zet Cen	2.5450	26000.	85	14558	No
79	GOM_NL__2PRFIN20041212_040336_000000522032_00476_14558_8688.N1	12-DEC-2004 04:03:36	Dark	52.000	4	Alp1Cen	-0.010000	5800.0	104	14558	No
80	GOM_NL__2PRFIN20041212_040508_000000442032_00477_14559_8657.N1	12-DEC-2004 04:05:08	Dark	43.500	20	Bet Cru	1.2530	30000.	87	14559	No
81	GOM_NL__2PRFIN20041212_040822_000000472032_00477_14559_8658.N1	12-DEC-2004 04:08:22	Dark	46.500	113	Mu Vel	2.6920	5000.0	93	14559	No
82	GOM_NL__2PRFIN20041212_041157_000000412032_00477_14559_8659.N1	12-DEC-2004 04:11:57	Dark	40.500	29	Bet Car	1.6720	10200.	81	14559	No
83	GOM_NL__2PRFIN20041212_041421_000000552032_00477_14559_8660.N1	12-DEC-2004 04:14:21	Dark	55.000	41	Eps Car	1.8600	4100.0	110	14559	No
84	GOM_NL__2PRFIN20041212_041657_000000492032_00477_14559_8661.N1	12-DEC-2004 04:16:57	Dark	49.000	34	Gam2Vel	1.7930	23000.	98	14559	No
85	GOM_NL__2PRFIN20041212_041922_000000562032_00477_14559_8662.N1	12-DEC-2004 04:19:22	Dark	56.000	2	Alp Car	-0.73600	7000.0	112	14559	No
86	GOM_NL__2PRFIN20041212_042156_000000592032_00477_14559_8663.N1	12-DEC-2004 04:21:56	Dark	59.000	117	Pi Pup	2.7060	3800.0	118	14559	No
87	GOM_NL__2PRFIN20041212_042517_000000632032_00477_14559_8664.N1	12-DEC-2004 04:25:17	Straylight	63.000	23	21Eps CMa	1.5020	26000.	126	14559	No
88	GOM_NL__2PRFIN20041212_042709_000000622032_00477_14559_8665.N1	12-DEC-2004 04:27:09	Straylight	62.000	179	24Omi2CMa	3.0320	24000.	124	14559	No
89	GOM_NL__2PRFIN20041212_043027_000000702032_00477_14559_8666.N1	12-DEC-2004 04:30:27	Straylight	69.500	1	9Alp CMa	-1.4400	11000.	139	14559	No
90	GOM_NL__2PRFIN20041212_043347_000000572032_00477_14559_8667.N1	12-DEC-2004 04:33:47	Straylight	56.500	7	19Bet Ori	0.10000	14000.	113	14559	No
91	GOM_NL__2PRFIN20041212_043610_000000532032_00477_14559_8668.N1	12-DEC-2004 04:36:10	Straylight	52.500	30	46Eps Ori	1.6940	30000.	105	14559	No
92	GOM_NL__2PRFIN20041212_043834_000000552032_00477_14559_8669.N1	12-DEC-2004 04:38:34	Tw_i_and_stray	54.500	27	24Gam Ori	1.6360	26000.	109	14559	No
93	GOM_NL__2PRFIN20041212_044114_000000552032_00477_14559_8670.N1	12-DEC-2004 04:41:14	Tw_i_and_stray	55.000	13	87Alp Tau	0.86700	3800.0	110	14559	No
94	GOM_NL__2PRFIN20041212_044748_000000372032_00477_14559_8671.N1	12-DEC-2004 04:47:48	Bright	37.000	149	45Eps Per	2.8880	30000.	74	14559	No
95	GOM_NL__2PRFIN20041212_044926_000000402032_00477_14559_8672.N1	12-DEC-2004 04:49:26	Bright	39.500	73	57Gam1And	2.2600	13100.	79	14559	No
96	GOM_NL__2PRFIN20041212_045138_000000372032_00477_14559_8673.N1	12-DEC-2004 04:51:38	Bright	37.000	160	23Gam Per	2.9300	4700.0	74	14559	No
97	GOM_NL__2PRFIN20041212_045439_000000372032_00477_14559_8674.N1	12-DEC-2004 04:54:39	Bright	37.000	110	37Del Cas	2.6780	8900.0	74	14559	No
98	GOM_NL__2PRFIN20041212_050623_000000402032_00477_14559_8675.N1	12-DEC-2004 05:06:23	Bright	40.000	60	7Bet UMi	2.0810	3950.0	80	14559	No
99	GOM_NL__2PRFIN20041212_050842_000000502032_00477_14559_8676.N1	12-DEC-2004 05:08:42	Bright	50.000	82	48Bet UMa	2.3650	10600.	100	14559	No
100	GOM_NL__2PRFIN20041212_051108_000000462032_00477_14559_8677.N1	12-DEC-2004 05:11:08	Bright	46.000	32	77Eps UMa	1.7630	11000.	92	14559	No
101	GOM_NL__2PRFIN20041212_051338_000000412032_00477_14559_8678.N1	12-DEC-2004 05:13:38	Bright	41.000	39	85Eta UMa	1.8540	24000.	82	14559	No

102	GOM_NL__2PRFIN20041212_051651_000000372032_00477_14559_8679.N1	12-DEC-2004 05:16:51	Bright	36.500	180	27Gam Boo	3.0400	8000.0	73	14559	No
103	GOM_NL__2PRFIN20041212_051958_000000402032_00477_14559_8680.N1	12-DEC-2004 05:19:58	Bright	39.500	83		2.3780	11000.	79	14559	No
104	GOM_NL__2PRFIN20041212_052311_000000442032_00477_14559_8681.N1	12-DEC-2004 05:23:11	Bright	43.500	111	8Eta Boo	2.6800	6000.0	87	14559	No
105	GOM_NL__2PRFIN20041212_052654_000000502032_00477_14559_8682.N1	12-DEC-2004 05:26:54	Bright	50.000	138	47Eps Vir	2.8280	4700.0	100	14559	No
106	GOM_NL__2PRFIN20041212_052923_000000942032_00477_14559_8683.N1	12-DEC-2004 05:29:23	Twi_and_stray	94.000	62	94Bet Leo	2.1360	9700.0	188	14559	No
107	GOM_NL__2PRFIN20041212_053250_000000552032_00477_14559_8684.N1	12-DEC-2004 05:32:50	Twi_and_stray	54.500	15	67Alp Vir	0.97600	28000.	109	14559	No
108	GOM_NL__2PRFIN20041212_053619_000000482032_00477_14559_8685.N1	12-DEC-2004 05:36:19	Twilight	47.500	169	46Gam Hya	2.9910	4700.0	95	14559	No
109	GOM_NL__2PRFIN20041212_053814_000000492032_00477_14559_8686.N1	12-DEC-2004 05:38:14	Twilight	48.500	54	5The Cen	2.0550	4500.0	97	14559	No
110	GOM_NL__2PRFIN20041212_053938_000000452032_00477_14559_8687.N1	12-DEC-2004 05:39:38	Dark	44.500	123	Iot Cen	2.7500	10200.	89	14559	No
111	GOM_NL__2PRFIN20041212_054116_000000422032_00477_14559_8688.N1	12-DEC-2004 05:41:16	Dark	42.000	95	Zet Cen	2.5450	26000.	84	14559	No
112	GOM_NL__2PRFIN20041212_054412_000000442032_00477_14559_8689.N1	12-DEC-2004 05:44:12	Dark	44.000	4	Alp1Cen	-0.010000	5800.0	88	14559	No
113	GOM_NL__2PRFIN20041212_054544_000000432032_00478_14560_7919.N1	12-DEC-2004 05:45:44	Dark	42.500	20	Bet Cru	1.2530	30000.	85	14560	No
114	GOM_NL__2PRFIN20041212_054859_000000482032_00478_14560_7920.N1	12-DEC-2004 05:48:59	Dark	47.500	113	Mu Vel	2.6920	5000.0	95	14560	No
115	GOM_NL__2PRFIN20041212_055234_000000412032_00478_14560_7921.N1	12-DEC-2004 05:52:34	Dark	40.500	29	Bet Car	1.6720	10200.	81	14560	No
116	GOM_NL__2PRFIN20041212_055512_000000692032_00478_14560_7922.N1	12-DEC-2004 05:55:12	Dark	69.000	65	Lam Vel	2.2040	4400.0	138	14560	No
117	GOM_NL__2PRFIN20041212_055734_000000572032_00478_14560_7923.N1	12-DEC-2004 05:57:34	Dark	56.500	34	Gam2Vel	1.7930	23000.	113	14560	No
118	GOM_NL__2PRFIN20041212_055959_000000562032_00478_14560_7924.N1	12-DEC-2004 05:59:59	Dark	56.000	2	Alp Car	-0.73600	7000.0	112	14560	No
119	GOM_NL__2PRFIN20041212_060232_000000592032_00478_14560_7925.N1	12-DEC-2004 06:02:32	Dark	59.000	117	Pi Pup	2.7060	3800.0	118	14560	No
120	GOM_NL__2PRFIN20041212_060555_000000632032_00478_14560_7926.N1	12-DEC-2004 06:05:55	Straylight	63.000	23	21Eps CMa	1.5020	26000.	126	14560	No
121	GOM_NL__2PRFIN20041212_060746_000000622032_00478_14560_7927.N1	12-DEC-2004 06:07:46	Straylight	61.500	179	24Omi2CMa	3.0320	24000.	123	14560	No
122	GOM_NL__2PRFIN20041212_061103_000000772032_00478_14560_7928.N1	12-DEC-2004 06:11:03	Straylight	77.000	1	9Alp CMa	-1.4400	11000.	154	14560	No
123	GOM_NL__2PRFIN20041212_061423_000000582032_00478_14560_7929.N1	12-DEC-2004 06:14:23	Straylight	58.000	7	19Bet Ori	0.10000	14000.	116	14560	No
124	GOM_NL__2PRFIN20041212_061646_000000552032_00478_14560_7930.N1	12-DEC-2004 06:16:46	Straylight	54.500	30	46Eps Ori	1.6940	30000.	109	14560	No
125	GOM_NL__2PRFIN20041212_062008_000000712032_00478_14560_7931.N1	12-DEC-2004 06:20:08	Twi_and_stray	71.000	14	58Alp Ori	0.87000	3000.0	142	14560	No
126	GOM_NL__2PRFIN20041212_062150_000000492032_00478_14560_7932.N1	12-DEC-2004 06:21:50	Twi_and_stray	48.500	13	87Alp Tau	0.86700	3800.0	97	14560	No
127	GOM_NL__2PRFIN20041212_062422_000000472032_00478_14560_7933.N1	12-DEC-2004 06:24:22	Bright	47.000	176	23Zet Tau	3.0200	22000.	94	14560	No
128	GOM_NL__2PRFIN20041212_062606_000000372032_00478_14560_7934.N1	12-DEC-2004 06:26:06	Bright	36.500	150	44Zet Per	2.8900	28000.	73	14560	No
129	GOM_NL__2PRFIN20041212_062825_000000382032_00478_14560_7935.N1	12-DEC-2004 06:28:25	Bright	38.000	149	45Eps Per	2.8880	30000.	76	14560	No
130	GOM_NL__2PRFIN20041212_063003_000000382032_00478_14560_7936.N1	12-DEC-2004 06:30:03	Bright	37.500	73	57Gam1And	2.2600	13100.	75	14560	No
131	GOM_NL__2PRFIN20041212_063214_000000382032_00478_14560_7937.N1	12-DEC-2004 06:32:14	Bright	37.500	160	23Gam Per	2.9300	4700.0	75	14560	No
132	GOM_NL__2PRFIN20041212_063516_000000372032_00478_14560_7938.N1	12-DEC-2004 06:35:16	Bright	36.500	110	37Del Cas	2.6780	8900.0	73	14560	No
133	GOM_NL__2PRFIN20041212_063747_000001152032_00478_14560_7939.N1	12-DEC-2004 06:37:47	Bright	115.00	17	78Bet Gem	1.1610	4500.0	230	14560	No
134	GOM_NL__2PRFIN20041212_064215_000000382032_00478_14560_7940.N1	12-DEC-2004 06:42:15	Bright	37.500	49	1Alp UMi	1.9900	6300.0	75	14560	No
135	GOM_NL__2PRFIN20041212_064659_000000412032_00478_14560_7941.N1	12-DEC-2004 06:46:59	Bright	40.500	60	7Bet UMi	2.0810	3950.0	81	14560	No
136	GOM_NL__2PRFIN20041212_064917_000000502032_00478_14560_7942.N1	12-DEC-2004 06:49:17	Bright	50.000	82	48Bet UMa	2.3650	10600.	100	14560	No
137	GOM_NL__2PRFIN20041212_065146_000000432032_00478_14560_7943.N1	12-DEC-2004 06:51:46	Bright	42.500	32	77Eps UMa	1.7630	11000.	85	14560	No
138	GOM_NL__2PRFIN20041212_065411_000000442032_00478_14560_7944.N1	12-DEC-2004 06:54:11	Bright	44.000	39	85Eta UMa	1.8540	24000.	88	14560	No
139	GOM_NL__2PRFIN20041212_065727_000000392032_00478_14560_7945.N1	12-DEC-2004 06:57:27	Bright	39.000	180	27Gam Boo	3.0400	8000.0	78	14560	No
140	GOM_NL__2PRFIN20041212_070034_000000402032_00478_14560_7946.N1	12-DEC-2004 07:00:34	Bright	39.500	83		2.3780	11000.	79	14560	No
141	GOM_NL__2PRFIN20041212_070349_000000422032_00478_14560_7947.N1	12-DEC-2004 07:03:49	Bright	42.000	111	8Eta Boo	2.6800	6000.0	84	14560	No
142	GOM_NL__2PRFIN20041212_070731_000000492032_00478_14560_7948.N1	12-DEC-2004 07:07:31	Bright	49.000	138	47Eps Vir	2.8280	4700.0	98	14560	No
143	GOM_NL__2PRFIN20041212_071000_000000912032_00478_14560_7949.N1	12-DEC-2004 07:10:00	Twi_and_stray	91.000	62	94Bet Leo	2.1360	9700.0	182	14560	No
144	GOM_NL__2PRFIN20041212_071326_000000532032_00478_14560_7950.N1	12-DEC-2004 07:13:26	Twi_and_stray	53.000	15	67Alp Vir	0.97600	28000.	106	14560	No
145	GOM_NL__2PRFIN20041212_071656_000000482032_00478_14560_7951.N1	12-DEC-2004 07:16:56	Twilight	47.500	169	46Gam Hya	2.9910	4700.0	95	14560	No
146	GOM_NL__2PRFIN20041212_071850_000000512032_00478_14560_7952.N1	12-DEC-2004 07:18:50	Twilight	50.500	54	5The Cen	2.0550	4500.0	101	14560	No
147	GOM_NL__2PRFIN20041212_072014_000000432032_00478_14560_7953.N1	12-DEC-2004 07:20:14	Dark	42.500	123	Iot Cen	2.7500	10200.	85	14560	No
148	GOM_NL__2PRFIN20041212_072152_000000412032_00478_14560_7954.N1	12-DEC-2004 07:21:52	Dark	40.500	95	Zet Cen	2.5450	26000.	81	14560	No
149	GOM_NL__2PRFIN20041212_072448_000000432032_00478_14560_7955.N1	12-DEC-2004 07:24:48	Dark	43.000	4	Alp1Cen	-0.010000	5800.0	86	14560	No
150	GOM_NL__2PRFIN20041212_072621_000000452032_00479_14561_7726.N1	12-DEC-2004 07:26:21	Dark	45.000	20	Bet Cru	1.2530	30000.	90	14561	No
151	GOM_NL__2PRFIN20041212_072936_000000462032_00479_14561_7727.N1	12-DEC-2004 07:29:36	Dark	46.000	113	Mu Vel	2.6920	5000.0	92	14561	No
152	GOM_NL__2PRFIN20041212_073310_000000402032_00479_14561_7728.N1	12-DEC-2004 07:33:10	Dark	39.500	29	Bet Car	1.6720	10200.	79	14561	No
153	GOM_NL__2PRFIN20041212_073550_000000732032_00479_14561_7729.N1	12-DEC-2004 07:35:50	Dark	72.500	65	Lam Vel	2.2040	4400.0	145	14561	No
154	GOM_NL__2PRFIN20041212_073811_000000492032_00479_14561_7730.N1	12-DEC-2004 07:38:11	Dark	48.500	34	Gam2Vel	1.7930	23000.	97	14561	No
155	GOM_NL__2PRFIN20041212_074035_000000562032_00479_14561_7731.N1	12-DEC-2004 07:40:35	Dark	56.000	2	Alp Car	-0.73600	7000.0	112	14561	No
156	GOM_NL__2PRFIN20041212_074309_000000572032_00479_14561_7732.N1	12-DEC-2004 07:43:09	Dark	56.500	117	Pi Pup	2.7060	3800.0	113	14561	No
157	GOM_NL__2PRFIN20041212_074632_000000602032_00479_14561_7733.N1	12-DEC-2004 07:46:32	Straylight	59.500	23	21Eps CMa	1.5020	26000.	119	14561	No
158	GOM_NL__2PRFIN20041212_074824_000000602032_00479_14561_7734.N1	12-DEC-2004 07:48:24	Straylight	59.500	179	24Omi2CMa	3.0320	24000.	119	14561	No
159	GOM_NL__2PRFIN20041212_075139_000000762032_00479_14561_7735.N1	12-DEC-2004 07:51:39	Straylight	76.000	1	9Alp CMa	-1.4400	11000.	152	14561	No
160	GOM_NL__2PRFIN20041212_075459_000000582032_00479_14561_7736.N1	12-DEC-2004 07:54:59	Straylight	58.000	7	19Bet Ori	0.10000	14000.	116	14561	No



161	GOM_NL__2PRFIN20041212_075722_000000542032_00479_14561_7737.N1	12-DEC-2004 07:57:22	Straylight	53.500	30	46Eps Ori	1.6940	30000.	107	14561	No
162	GOM_NL__2PRFIN20041212_080043_000000712032_00479_14561_7738.N1	12-DEC-2004 08:00:43	Tw_i_and_stray	71.000	14	58Alp Ori	0.87000	3000.0	142	14561	No
163	GOM_NL__2PRFIN20041212_080226_000000552032_00479_14561_7739.N1	12-DEC-2004 08:02:26	Tw_i_and_stray	55.000	13	87Alp Tau	0.86700	3800.0	110	14561	No
164	GOM_NL__2PRFIN20041212_080458_000000452032_00479_14561_7740.N1	12-DEC-2004 08:04:58	Bright	45.000	176	23Zet Tau	3.0200	22000.	90	14561	No
165	GOM_NL__2PRFIN20041212_080641_000000382032_00479_14561_7741.N1	12-DEC-2004 08:06:41	Bright	37.500	150	44Zet Per	2.8900	28000.	75	14561	No
166	GOM_NL__2PRFIN20041212_080900_000000372032_00479_14561_7742.N1	12-DEC-2004 08:09:00	Bright	37.000	149	45Eps Per	2.8880	30000.	74	14561	No
167	GOM_NL__2PRFIN20041212_081039_000000392032_00479_14561_7743.N1	12-DEC-2004 08:10:39	Bright	39.000	73	57Gam1And	2.2600	13100.	78	14561	No
168	GOM_NL__2PRFIN20041212_081251_000000382032_00479_14561_7744.N1	12-DEC-2004 08:12:51	Bright	38.000	160	23Gam Per	2.9300	4700.0	76	14561	No
169	GOM_NL__2PRFIN20041212_081552_000000382032_00479_14561_7745.N1	12-DEC-2004 08:15:52	Bright	37.500	110	37Del Cas	2.6780	8900.0	75	14561	No
170	GOM_NL__2PRFIN20041212_081819_000001232032_00479_14561_7746.N1	12-DEC-2004 08:18:19	Bright	122.50	17	78Bet Gem	1.1610	4500.0	245	14561	No
171	GOM_NL__2PRFIN20041212_082252_000000372032_00479_14561_7747.N1	12-DEC-2004 08:22:52	Bright	36.500	49	1Alp UMi	1.9900	6300.0	73	14561	No
172	GOM_NL__2PRFIN20041212_082735_000000402032_00479_14561_7748.N1	12-DEC-2004 08:27:35	Bright	39.500	60	7Bet UMi	2.0810	3950.0	79	14561	No
173	GOM_NL__2PRFIN20041212_082953_000000512032_00479_14561_7749.N1	12-DEC-2004 08:29:53	Bright	51.000	82	48Bet UMa	2.3650	10600.	102	14561	No
174	GOM_NL__2PRFIN20041212_083222_000000442032_00479_14561_7750.N1	12-DEC-2004 08:32:22	Bright	44.000	32	77Eps UMa	1.7630	11000.	88	14561	No
175	GOM_NL__2PRFIN20041212_083450_000000402032_00479_14561_7751.N1	12-DEC-2004 08:34:50	Bright	40.000	39	85Eta UMa	1.8540	24000.	80	14561	No
176	GOM_NL__2PRFIN20041212_083802_000000372032_00479_14561_7752.N1	12-DEC-2004 08:38:02	Bright	37.000	180	27Gam Boo	3.0400	8000.0	74	14561	No
177	GOM_NL__2PRFIN20041212_084112_000000392032_00479_14561_7753.N1	12-DEC-2004 08:41:12	Bright	38.500	83		2.3780	11000.	77	14561	No
178	GOM_NL__2PRFIN20041212_084425_000000422032_00479_14561_7754.N1	12-DEC-2004 08:44:25	Bright	41.500	111	8Eta Boo	2.6800	6000.0	83	14561	No
179	GOM_NL__2PRFIN20041212_084808_000000692032_00479_14561_7755.N1	12-DEC-2004 08:48:08	Bright	69.000	138	47Eps Vir	2.8280	4700.0	138	14561	No
180	GOM_NL__2PRFIN20041212_085037_000000932032_00479_14561_7756.N1	12-DEC-2004 08:50:37	Tw_i_and_stray	92.500	62	94Bet Leo	2.1360	9700.0	185	14561	No
181	GOM_NL__2PRFIN20041212_085403_000000502032_00479_14561_7757.N1	12-DEC-2004 08:54:03	Tw_i_and_stray	50.000	15	67Alp Vir	0.97600	28000.	100	14561	No
182	GOM_NL__2PRFIN20041212_085733_000000452032_00479_14561_7758.N1	12-DEC-2004 08:57:33	Twilight	44.500	169	46Gam Hya	2.9910	4700.0	89	14561	No
183	GOM_NL__2PRFIN20041212_085927_000000452032_00479_14561_7759.N1	12-DEC-2004 08:59:27	Twilight	44.500	54	5The Cen	2.0550	4500.0	89	14561	No
184	GOM_NL__2PRFIN20041212_090051_000000422032_00479_14561_7760.N1	12-DEC-2004 09:00:51	Dark	41.500	123	1ot Cen	2.7500	10200.	83	14561	No
185	GOM_NL__2PRFIN20041212_090229_000000392032_00479_14561_7761.N1	12-DEC-2004 09:02:29	Dark	38.500	95	Zet Cen	2.5450	26000.	77	14561	No
186	GOM_NL__2PRFIN20041212_090524_000000452032_00479_14561_7762.N1	12-DEC-2004 09:05:24	Dark	45.000	4	Alp1Cen	-0.010000	5800.0	90	14561	No
187	GOM_NL__2PRFIN20041212_090658_000000412032_00480_14562_7726.N1	12-DEC-2004 09:06:58	Dark	41.000	20	Bet Cru	1.2530	30000.	82	14562	No
188	GOM_NL__2PRFIN20041212_091013_000000482032_00480_14562_7727.N1	12-DEC-2004 09:10:13	Dark	48.000	113	Mu Vel	2.6920	5000.0	96	14562	No
189	GOM_NL__2PRFIN20041212_091347_000000402032_00480_14562_7728.N1	12-DEC-2004 09:13:47	Dark	39.500	29	Bet Car	1.6720	10200.	79	14562	No
190	GOM_NL__2PRFIN20041212_091626_000000662032_00480_14562_7729.N1	12-DEC-2004 09:16:26	Dark	65.500	65	Lam Vel	2.2040	4400.0	131	14562	No
191	GOM_NL__2PRFIN20041212_091848_000000482032_00480_14562_7730.N1	12-DEC-2004 09:18:48	Dark	47.500	34	Gam2Vel	1.7930	23000.	95	14562	No
192	GOM_NL__2PRFIN20041212_092112_000000492032_00480_14562_7731.N1	12-DEC-2004 09:21:12	Dark	48.500	2	Alp Car	-0.73600	7000.0	97	14562	No
193	GOM_NL__2PRFIN20041212_092346_000000582032_00480_14562_7732.N1	12-DEC-2004 09:23:46	Dark	58.000	117	Pi Pup	2.7060	3800.0	116	14562	No
194	GOM_NL__2PRFIN20041212_092709_000000602032_00480_14562_7733.N1	12-DEC-2004 09:27:09	Straylight	60.000	23	21Eps CMa	1.5020	26000.	120	14562	No
195	GOM_NL__2PRFIN20041212_092900_000000602032_00480_14562_7734.N1	12-DEC-2004 09:29:00	Straylight	60.000	179	24Omi2CMa	3.0320	24000.	120	14562	No
196	GOM_NL__2PRFIN20041212_093215_000000732032_00480_14562_7735.N1	12-DEC-2004 09:32:15	Straylight	73.000	1	9Alp CMa	-1.4400	11000.	146	14562	No
197	GOM_NL__2PRFIN20041212_093535_000000572032_00480_14562_7736.N1	12-DEC-2004 09:35:35	Straylight	57.000	7	19Bet Ori	0.10000	14000.	114	14562	No
198	GOM_NL__2PRFIN20041212_093758_000000512032_00480_14562_7737.N1	12-DEC-2004 09:37:58	Straylight	50.500	30	46Eps Ori	1.6940	30000.	101	14562	No
199	GOM_NL__2PRFIN20041212_094119_000000642032_00480_14562_7738.N1	12-DEC-2004 09:41:19	Tw_i_and_stray	63.500	14	58Alp Ori	0.87000	3000.0	127	14562	No
200	GOM_NL__2PRFIN20041212_094301_000000552032_00480_14562_7739.N1	12-DEC-2004 09:43:01	Tw_i_and_stray	55.000	13	87Alp Tau	0.86700	3800.0	110	14562	No
201	GOM_NL__2PRFIN20041212_094533_000000462032_00480_14562_7740.N1	12-DEC-2004 09:45:33	Bright	45.500	176	23Zet Tau	3.0200	22000.	91	14562	No
202	GOM_NL__2PRFIN20041212_094717_000000382032_00480_14562_7741.N1	12-DEC-2004 09:47:17	Bright	37.500	150	44Zet Per	2.8900	28000.	75	14562	No
203	GOM_NL__2PRFIN20041212_094937_000000362032_00480_14562_7742.N1	12-DEC-2004 09:49:37	Bright	36.000	149	45Eps Per	2.8880	30000.	72	14562	No
204	GOM_NL__2PRFIN20041212_095115_000000402032_00480_14562_7743.N1	12-DEC-2004 09:51:15	Bright	40.000	73	57Gam1And	2.2600	13100.	80	14562	No
205	GOM_NL__2PRFIN20041212_095327_000000392032_00480_14562_7744.N1	12-DEC-2004 09:53:27	Bright	39.000	160	23Gam Per	2.9300	4700.0	78	14562	No
206	GOM_NL__2PRFIN20041212_095628_000000382032_00480_14562_7745.N1	12-DEC-2004 09:56:28	Bright	37.500	110	37Del Cas	2.6780	8900.0	75	14562	No
207	GOM_NL__2PRFIN20041212_095852_000001282032_00480_14562_7746.N1	12-DEC-2004 09:58:52	Bright	128.00	17	78Bet Gem	1.1610	4500.0	256	14562	No
208	GOM_NL__2PRFIN20041212_100328_000000392032_00480_14562_7747.N1	12-DEC-2004 10:03:28	Bright	38.500	49	1Alp UMi	1.9900	6300.0	77	14562	No
209	GOM_NL__2PRFIN20041212_100810_000000392032_00480_14562_7748.N1	12-DEC-2004 10:08:10	Bright	39.000	60	7Bet UMi	2.0810	3950.0	78	14562	No
210	GOM_NL__2PRFIN20041212_101028_000000502032_00480_14562_7749.N1	12-DEC-2004 10:10:28	Bright	50.000	82	48Bet UMa	2.3650	10600.	100	14562	No
211	GOM_NL__2PRFIN20041212_101258_000000562032_00480_14562_7750.N1	12-DEC-2004 10:12:58	Bright	55.500	32	77Eps UMa	1.7630	11000.	111	14562	No
212	GOM_NL__2PRFIN20041212_101525_000000412032_00480_14562_7751.N1	12-DEC-2004 10:15:25	Bright	41.000	39	85Eta UMa	1.8540	24000.	82	14562	No
213	GOM_NL__2PRFIN20041212_101838_000000382032_00480_14562_7752.N1	12-DEC-2004 10:18:38	Bright	37.500	180	27Gam Boo	3.0400	8000.0	75	14562	No
214	GOM_NL__2PRFIN20041212_102148_000000392032_00480_14562_7753.N1	12-DEC-2004 10:21:48	Bright	38.500	83		2.3780	11000.	77	14562	No
215	GOM_NL__2PRFIN20041212_102501_000000422032_00480_14562_7754.N1	12-DEC-2004 10:25:01	Bright	42.000	111	8Eta Boo	2.6800	6000.0	84	14562	No
216	GOM_NL__2PRFIN20041212_102844_000000502032_00480_14562_7755.N1	12-DEC-2004 10:28:44	Bright	50.000	138	47Eps Vir	2.8280	4700.0	100	14562	No
217	GOM_NL__2PRFIN20041212_103114_000000912032_00480_14562_7756.N1	12-DEC-2004 10:31:14	Tw_i_and_stray	91.000	62	94Bet Leo	2.1360	9700.0	182	14562	No
218	GOM_NL__2PRFIN20041212_103440_000000482032_00480_14562_7757.N1	12-DEC-2004 10:34:40	Tw_i_and_stray	47.500	15	67Alp Vir	0.97600	28000.	95	14562	No
219	GOM_NL__2PRFIN20041212_103809_000000502032_00480_14562_7758.N1	12-DEC-2004 10:38:09	Twilight	49.500	169	46Gam Hya	2.9910	4700.0	99	14562	No

220	GOM_NL__2PRFIN20041212_104003_000000492032_00480_14562_7759.N1	12-DEC-2004 10:40:03	Twilight	48.500	54	5The Cen	2.0550	4500.0	97	14562	No
221	GOM_NL__2PRFIN20041212_104127_000000432032_00480_14562_7760.N1	12-DEC-2004 10:41:27	Dark	43.000	123	lot Cen	2.7500	10200.	86	14562	No
222	GOM_NL__2PRFIN20041212_104305_000000392032_00480_14562_7761.N1	12-DEC-2004 10:43:05	Dark	39.000	95	Zet Cen	2.5450	26000.	78	14562	No
223	GOM_NL__2PRFIN20041212_104600_000000492032_00480_14562_7762.N1	12-DEC-2004 10:46:00	Dark	48.500	4	Alp1Cen	-0.010000	5800.0	97	14562	No
224	GOM_NL__2PRFIN20041212_104734_000000422032_00481_14563_7726.N1	12-DEC-2004 10:47:34	Dark	42.000	20	Bet Cru	1.2530	30000.	84	14563	No
225	GOM_NL__2PRFIN20041212_105050_000000502032_00481_14563_7727.N1	12-DEC-2004 10:50:50	Dark	49.500	113	Mu Vel	2.6920	5000.0	99	14563	No
226	GOM_NL__2PRFIN20041212_105423_000000402032_00481_14563_7728.N1	12-DEC-2004 10:54:23	Dark	40.000	29	Bet Car	1.6720	10200.	80	14563	No
227	GOM_NL__2PRFIN20041212_105703_000000682032_00481_14563_7729.N1	12-DEC-2004 10:57:03	Dark	68.000	65	Lam Vel	2.2040	4400.0	136	14563	No
228	GOM_NL__2PRFIN20041212_105925_000000482032_00481_14563_7730.N1	12-DEC-2004 10:59:25	Dark	47.500	34	Gam2Vel	1.7930	23000.	95	14563	No
229	GOM_NL__2PRFIN20041212_110148_000000562032_00481_14563_7731.N1	12-DEC-2004 11:01:48	Dark	56.000	2	Alp Car	-0.73600	7000.0	112	14563	No
230	GOM_NL__2PRFIN20041212_110423_000000532032_00481_14563_7732.N1	12-DEC-2004 11:04:23	Dark	53.000	117	Pi Pup	2.7060	3800.0	106	14563	No
231	GOM_NL__2PRFIN20041212_110744_000000582032_00481_14563_7733.N1	12-DEC-2004 11:07:44	Straylight	58.000	23	21Eps CMa	1.5020	26000.	116	14563	No
232	GOM_NL__2PRFIN20041212_110936_000000632032_00481_14563_7734.N1	12-DEC-2004 11:09:36	Straylight	62.500	179	24Omi2CMa	3.0320	24000.	125	14563	No
233	GOM_NL__2PRFIN20041212_111251_000000772032_00481_14563_7735.N1	12-DEC-2004 11:12:51	Straylight	76.500	1	9Alp CMa	-1.4400	11000.	153	14563	No
234	GOM_NL__2PRFIN20041212_111611_000000542032_00481_14563_7736.N1	12-DEC-2004 11:16:11	Straylight	53.500	7	19Bet Ori	0.10000	14000.	107	14563	No
235	GOM_NL__2PRFIN20041212_111833_000000522032_00481_14563_7737.N1	12-DEC-2004 11:18:33	Straylight	52.000	30	46Eps Ori	1.6940	30000.	104	14563	No
236	GOM_NL__2PRFIN20041212_112154_000000672032_00481_14563_7738.N1	12-DEC-2004 11:21:54	Twi_and_stray	67.000	14	58Alp Ori	0.87000	3000.0	134	14563	No
237	GOM_NL__2PRFIN20041212_112337_000000502032_00481_14563_7739.N1	12-DEC-2004 11:23:37	Twi_and_stray	50.000	13	87Alp Tau	0.86700	3800.0	100	14563	No
238	GOM_NL__2PRFIN20041212_112609_000000462032_00481_14563_7740.N1	12-DEC-2004 11:26:09	Bright	45.500	176	23Zet Tau	3.0200	22000.	91	14563	No
239	GOM_NL__2PRFIN20041212_112753_000000382032_00481_14563_7741.N1	12-DEC-2004 11:27:53	Bright	38.000	150	44Zet Per	2.8900	28000.	76	14563	No
240	GOM_NL__2PRFIN20041212_113012_000000372032_00481_14563_7742.N1	12-DEC-2004 11:30:12	Bright	37.000	149	45Eps Per	2.8880	30000.	74	14563	No
241	GOM_NL__2PRFIN20041212_113151_000000532032_00481_14563_7743.N1	12-DEC-2004 11:31:51	Bright	53.000	73	57Gam1And	2.2600	13100.	106	14563	No
242	GOM_NL__2PRFIN20041212_113403_000000372032_00481_14563_7744.N1	12-DEC-2004 11:34:03	Bright	36.500	160	23Gam Per	2.9300	4700.0	73	14563	No
243	GOM_NL__2PRFIN20041212_113704_000000372032_00481_14563_7745.N1	12-DEC-2004 11:37:04	Bright	37.000	110	37Del Cas	2.6780	8900.0	74	14563	No
244	GOM_NL__2PRFIN20041212_113925_000001162032_00481_14563_7746.N1	12-DEC-2004 11:39:25	Bright	115.50	17	78Bet Gem	1.1610	4500.0	231	14563	No
245	GOM_NL__2PRFIN20041212_114404_000000392032_00481_14563_7747.N1	12-DEC-2004 11:44:04	Bright	38.500	49	1Alp UMi	1.9900	6300.0	77	14563	No
246	GOM_NL__2PRFIN20041212_114847_000000402032_00481_14563_7748.N1	12-DEC-2004 11:48:47	Bright	40.000	60	7Bet UMi	2.0810	3950.0	80	14563	No
247	GOM_NL__2PRFIN20041212_115103_000000502032_00481_14563_7749.N1	12-DEC-2004 11:51:03	Bright	50.000	82	48Bet UMa	2.3650	10600.	100	14563	No
248	GOM_NL__2PRFIN20041212_115334_000000432032_00481_14563_7750.N1	12-DEC-2004 11:53:34	Bright	42.500	32	77Eps UMa	1.7630	11000.	85	14563	No
249	GOM_NL__2PRFIN20041212_115601_000000392032_00481_14563_7751.N1	12-DEC-2004 11:56:01	Bright	39.000	39	85Eta UMa	1.8540	24000.	78	14563	No
250	GOM_NL__2PRFIN20041212_115915_000000392032_00481_14563_7752.N1	12-DEC-2004 11:59:15	Bright	38.500	180	27Gam Boo	3.0400	8000.0	77	14563	No
251	GOM_NL__2PRFIN20041212_120225_000000382032_00481_14563_7753.N1	12-DEC-2004 12:02:25	Bright	38.000	83		2.3780	11000.	76	14563	No
252	GOM_NL__2PRFIN20041212_120535_000000432032_00481_14563_7754.N1	12-DEC-2004 12:05:35	Bright	43.000	111	8Eta Boo	2.6800	6000.0	86	14563	No
253	GOM_NL__2PRFIN20041212_120920_000000692032_00481_14563_7755.N1	12-DEC-2004 12:09:20	Bright	68.500	138	47Eps Vir	2.8280	4700.0	137	14563	No
254	GOM_NL__2PRFIN20041212_121152_000000902032_00481_14563_7756.N1	12-DEC-2004 12:11:52	Twi_and_stray	90.000	62	94Bet Leo	2.1360	9700.0	180	14563	No
255	GOM_NL__2PRFIN20041212_121516_000000552032_00481_14563_7757.N1	12-DEC-2004 12:15:16	Twi_and_stray	54.500	15	67Alp Vir	0.97600	28000.	109	14563	No
256	GOM_NL__2PRFIN20041212_121846_000000492032_00481_14563_7758.N1	12-DEC-2004 12:18:46	Twilight	49.000	169	46Gam Hya	2.9910	4700.0	98	14563	No
257	GOM_NL__2PRFIN20041212_122039_000000472032_00481_14563_7759.N1	12-DEC-2004 12:20:39	Twilight	47.000	54	5The Cen	2.0550	4500.0	94	14563	No
258	GOM_NL__2PRFIN20041212_122204_000000422032_00481_14563_7760.N1	12-DEC-2004 12:22:04	Dark	42.000	123	lot Cen	2.7500	10200.	84	14563	No
259	GOM_NL__2PRFIN20041212_122341_000000422032_00481_14563_7761.N1	12-DEC-2004 12:23:41	Dark	41.500	95	Zet Cen	2.5450	26000.	83	14563	No
260	GOM_NL__2PRFIN20041212_122636_000000492032_00481_14563_7762.N1	12-DEC-2004 12:26:36	Dark	49.000	4	Alp1Cen	-0.010000	5800.0	98	14563	No
261	GOM_NL__2PRFIN20041212_122810_000000492032_00482_14564_7726.N1	12-DEC-2004 12:28:10	Dark	49.000	20	Bet Cru	1.2530	30000.	98	14564	No
262	GOM_NL__2PRFIN20041212_123127_000000472032_00482_14564_7727.N1	12-DEC-2004 12:31:27	Dark	46.500	113	Mu Vel	2.6920	5000.0	93	14564	No
263	GOM_NL__2PRFIN20041212_123459_000000412032_00482_14564_7728.N1	12-DEC-2004 12:34:59	Dark	40.500	29	Bet Car	1.6720	10200.	81	14564	No
264	GOM_NL__2PRFIN20041212_123740_000000732032_00482_14564_7729.N1	12-DEC-2004 12:37:40	Dark	73.000	65	Lam Vel	2.2040	4400.0	146	14564	No
265	GOM_NL__2PRFIN20041212_124001_000000482032_00482_14564_7730.N1	12-DEC-2004 12:40:01	Dark	48.000	34	Gam2Vel	1.7930	23000.	96	14564	No
266	GOM_NL__2PRFIN20041212_124224_000000562032_00482_14564_7731.N1	12-DEC-2004 12:42:24	Dark	56.000	2	Alp Car	-0.73600	7000.0	112	14564	No
267	GOM_NL__2PRFIN20041212_124459_000000602032_00482_14564_7732.N1	12-DEC-2004 12:44:59	Dark	60.000	117	Pi Pup	2.7060	3800.0	120	14564	No
268	GOM_NL__2PRFIN20041212_124821_000000602032_00482_14564_7733.N1	12-DEC-2004 12:48:21	Straylight	60.000	23	21Eps CMa	1.5020	26000.	120	14564	No
269	GOM_NL__2PRFIN20041212_125011_000000672032_00482_14564_7734.N1	12-DEC-2004 12:50:11	Straylight	66.500	179	24Omi2CMa	3.0320	24000.	133	14564	No
270	GOM_NL__2PRFIN20041212_125328_000000722032_00482_14564_7735.N1	12-DEC-2004 12:53:28	Straylight	71.500	1	9Alp CMa	-1.4400	11000.	143	14564	No
271	GOM_NL__2PRFIN20041212_125647_000000502032_00482_14564_7736.N1	12-DEC-2004 12:56:47	Straylight	50.000	7	19Bet Ori	0.10000	14000.	100	14564	No
272	GOM_NL__2PRFIN20041212_125909_000000562032_00482_14564_7737.N1	12-DEC-2004 12:59:09	Straylight	55.500	30	46Eps Ori	1.6940	30000.	111	14564	No
273	GOM_NL__2PRFIN20041212_130229_000000712032_00482_14564_7738.N1	12-DEC-2004 13:02:29	Twi_and_stray	71.000	14	58Alp Ori	0.87000	3000.0	142	14564	No
274	GOM_NL__2PRFIN20041212_130413_000000532032_00482_14564_7739.N1	12-DEC-2004 13:04:13	Twi_and_stray	52.500	13	87Alp Tau	0.86700	3800.0	105	14564	No
275	GOM_NL__2PRFIN20041212_130644_000000472032_00482_14564_7740.N1	12-DEC-2004 13:06:44	Bright	47.000	176	23Zet Tau	3.0200	22000.	94	14564	No
276	GOM_NL__2PRFIN20041212_130829_000000382032_00482_14564_7741.N1	12-DEC-2004 13:08:29	Bright	38.000	150	44Zet Per	2.8900	28000.	76	14564	No
277	GOM_NL__2PRFIN20041212_131048_000000362032_00482_14564_7742.N1	12-DEC-2004 13:10:48	Bright	36.000	149	45Eps Per	2.8880	30000.	72	14564	No
278	GOM_NL__2PRFIN20041212_131228_000000392032_00482_14564_7743.N1	12-DEC-2004 13:12:28	Bright	39.000	73	57Gam1And	2.2600	13100.	78	14564	No

279	GOM_NL__2PRFIN20041212_131438_000000382032_00482_14564_7744.N1	12-DEC-2004 13:14:38	Bright	38.000	160	23Gam Per	2.9300	4700.0	76	14564	No
280	GOM_NL__2PRFIN20041212_131740_000000382032_00482_14564_7745.N1	12-DEC-2004 13:17:40	Bright	38.000	110	37Del Cas	2.6780	8900.0	76	14564	No
281	GOM_NL__2PRFIN20041212_131958_000001152032_00482_14564_7746.N1	12-DEC-2004 13:19:58	Bright	115.00	17	78Bet Gem	1.1610	4500.0	230	14564	No
282	GOM_NL__2PRFIN20041212_132439_000000392032_00482_14564_7747.N1	12-DEC-2004 13:24:39	Bright	39.000	49	1Alp UMi	1.9900	6300.0	78	14564	No
283	GOM_NL__2PRFIN20041212_132924_000000392032_00482_14564_7748.N1	12-DEC-2004 13:29:24	Bright	38.500	60	7Bet UMi	2.0810	3950.0	77	14564	No
284	GOM_NL__2PRFIN20041212_133138_000000492032_00482_14564_7749.N1	12-DEC-2004 13:31:38	Bright	49.000	82	48Bet UMa	2.3650	10600.	98	14564	No
285	GOM_NL__2PRFIN20041212_133409_000000452032_00482_14564_7750.N1	12-DEC-2004 13:34:09	Bright	44.500	32	77Eps UMa	1.7630	11000.	89	14564	No
286	GOM_NL__2PRFIN20041212_133637_000000412032_00482_14564_7751.N1	12-DEC-2004 13:36:37	Bright	40.500	39	85Eta UMa	1.8540	24000.	81	14564	No
287	GOM_NL__2PRFIN20041212_133951_000000382032_00482_14564_7752.N1	12-DEC-2004 13:39:51	Bright	37.500	180	27Gam Boo	3.0400	8000.0	75	14564	No
288	GOM_NL__2PRFIN20041212_134301_000000372032_00482_14564_7753.N1	12-DEC-2004 13:43:01	Bright	36.500	83		2.3780	11000.	73	14564	No
289	GOM_NL__2PRFIN20041212_134613_000000432032_00482_14564_7754.N1	12-DEC-2004 13:46:13	Bright	42.500	111	8Eta Boo	2.6800	6000.0	85	14564	No
290	GOM_NL__2PRFIN20041212_134957_000000502032_00482_14564_7755.N1	12-DEC-2004 13:49:57	Bright	50.000	138	47Eps Vir	2.8280	4700.0	100	14564	No
291	GOM_NL__2PRFIN20041212_135229_000000932032_00482_14564_7756.N1	12-DEC-2004 13:52:29	Twilight	93.000	62	94Bet Leo	2.1360	9700.0	186	14564	No
292	GOM_NL__2PRFIN20041212_135553_000000502032_00482_14564_7757.N1	12-DEC-2004 13:55:53	Twilight	49.500	15	67Alp Vir	0.97600	28000.	99	14564	No
293	GOM_NL__2PRFIN20041212_135923_000000472032_00482_14564_7758.N1	12-DEC-2004 13:59:23	Twilight	46.500	169	46Gam Hya	2.9910	4700.0	93	14564	No
294	GOM_NL__2PRFIN20041212_140116_000000442032_00482_14564_7759.N1	12-DEC-2004 14:01:16	Twilight	43.500	54	5The Cen	2.0550	4500.0	87	14564	No
295	GOM_NL__2PRFIN20041212_140241_000000432032_00482_14564_7760.N1	12-DEC-2004 14:02:41	Dark	42.500	123	1ot Cen	2.7500	10200.	85	14564	No
296	GOM_NL__2PRFIN20041212_140418_000000422032_00482_14564_7761.N1	12-DEC-2004 14:04:18	Dark	41.500	95	Zet Cen	2.5450	26000.	83	14564	No
297	GOM_NL__2PRFIN20041212_140712_000000522032_00482_14564_7762.N1	12-DEC-2004 14:07:12	Dark	51.500	4	Alp1Cen	-0.010000	5800.0	103	14564	No
298	GOM_NL__2PRFIN20041212_140846_000000472032_00483_14565_7726.N1	12-DEC-2004 14:08:46	Dark	47.000	20	Bet Cru	1.2530	30000.	94	14565	No
299	GOM_NL__2PRFIN20041212_141535_000000432032_00483_14565_7727.N1	12-DEC-2004 14:15:35	Dark	43.000	29	Bet Car	1.6720	10200.	86	14565	No
300	GOM_NL__2PRFIN20041212_141800_000000442032_00483_14565_7728.N1	12-DEC-2004 14:18:00	Dark	43.500	41	Eps Car	1.8600	4100.0	87	14565	No
301	GOM_NL__2PRFIN20041212_142037_000000512032_00483_14565_7729.N1	12-DEC-2004 14:20:37	Dark	50.500	34	Gam2Vel	1.7930	23000.	101	14565	No
302	GOM_NL__2PRFIN20041212_142300_000000562032_00483_14565_7730.N1	12-DEC-2004 14:23:00	Dark	56.000	2	Alp Car	-0.73600	7000.0	112	14565	No
303	GOM_NL__2PRFIN20041212_142535_000000612032_00483_14565_7731.N1	12-DEC-2004 14:25:35	Dark	60.500	117	Pi Pup	2.7060	3800.0	121	14565	No
304	GOM_NL__2PRFIN20041212_142857_000000622032_00483_14565_7732.N1	12-DEC-2004 14:28:57	Straylight	61.500	23	21Eps CMa	1.5020	26000.	123	14565	No
305	GOM_NL__2PRFIN20041212_143049_000000612032_00483_14565_7733.N1	12-DEC-2004 14:30:49	Straylight	60.500	179	24Omi2CMa	3.0320	24000.	121	14565	No
306	GOM_NL__2PRFIN20041212_143403_000000692032_00483_14565_7734.N1	12-DEC-2004 14:34:03	Straylight	68.500	1	9Alp CMa	-1.4400	11000.	137	14565	No
307	GOM_NL__2PRFIN20041212_143722_000000532032_00483_14565_7735.N1	12-DEC-2004 14:37:22	Straylight	52.500	7	19Bet Ori	0.10000	14000.	105	14565	No
308	GOM_NL__2PRFIN20041212_143944_000000552032_00483_14565_7736.N1	12-DEC-2004 14:39:44	Straylight	54.500	30	46Eps Ori	1.6940	30000.	109	14565	No
309	GOM_NL__2PRFIN20041212_144305_000000662032_00483_14565_7737.N1	12-DEC-2004 14:43:05	Twilight	65.500	14	58Alp Ori	0.87000	3000.0	131	14565	No
310	GOM_NL__2PRFIN20041212_144448_000000552032_00483_14565_7738.N1	12-DEC-2004 14:44:48	Twilight	55.000	13	87Alp Tau	0.86700	3800.0	110	14565	No
311	GOM_NL__2PRFIN20041212_144718_000000482032_00483_14565_7739.N1	12-DEC-2004 14:47:18	Bright	48.000	176	23Zet Tau	3.0200	22000.	96	14565	No
312	GOM_NL__2PRFIN20041212_144905_000000372032_00483_14565_7740.N1	12-DEC-2004 14:49:05	Bright	37.000	150	44Zet Per	2.8900	28000.	74	14565	No
313	GOM_NL__2PRFIN20041212_145124_000000372032_00483_14565_7741.N1	12-DEC-2004 14:51:24	Bright	36.500	149	45Eps Per	2.8880	30000.	73	14565	No
314	GOM_NL__2PRFIN20041212_145333_000000372032_00483_14565_7742.N1	12-DEC-2004 14:53:33	Bright	37.000	175	39Del Per	3.0100	19400.	74	14565	No
315	GOM_NL__2PRFIN20041212_145515_000000372032_00483_14565_7743.N1	12-DEC-2004 14:55:15	Bright	36.500	160	23Gam Per	2.9300	4700.0	73	14565	No
316	GOM_NL__2PRFIN20041212_145816_000000382032_00483_14565_7744.N1	12-DEC-2004 14:58:16	Bright	37.500	110	37Del Cas	2.6780	8900.0	75	14565	No
317	GOM_NL__2PRFIN20041212_150031_000001262032_00483_14565_7745.N1	12-DEC-2004 15:00:31	Bright	125.50	17	78Bet Gem	1.1610	4500.0	251	14565	No
318	GOM_NL__2PRFIN20041212_150515_000000382032_00483_14565_7746.N1	12-DEC-2004 15:05:15	Bright	37.500	49	1Alp UMi	1.9900	6300.0	75	14565	No
319	GOM_NL__2PRFIN20041212_150959_000000402032_00483_14565_7747.N1	12-DEC-2004 15:09:59	Bright	39.500	60	7Bet UMi	2.0810	3950.0	79	14565	No
320	GOM_NL__2PRFIN20041212_151214_000000512032_00483_14565_7748.N1	12-DEC-2004 15:12:14	Bright	50.500	82	48Bet UMa	2.3650	10600.	101	14565	No
321	GOM_NL__2PRFIN20041212_151445_000000442032_00483_14565_7749.N1	12-DEC-2004 15:14:45	Bright	43.500	32	77Eps UMa	1.7630	11000.	87	14565	No
322	GOM_NL__2PRFIN20041212_151713_000000392032_00483_14565_7750.N1	12-DEC-2004 15:17:13	Bright	39.000	39	85Eta UMa	1.8540	24000.	78	14565	No
323	GOM_NL__2PRFIN20041212_152028_000000382032_00483_14565_7751.N1	12-DEC-2004 15:20:28	Bright	37.500	180	27Gam Boo	3.0400	8000.0	75	14565	No
324	GOM_NL__2PRFIN20041212_152337_000000382032_00483_14565_7752.N1	12-DEC-2004 15:23:37	Bright	37.500	83		2.3780	11000.	75	14565	No
325	GOM_NL__2PRFIN20041212_152651_000000402032_00483_14565_7753.N1	12-DEC-2004 15:26:51	Bright	40.000	111	8Eta Boo	2.6800	6000.0	80	14565	No
326	GOM_NL__2PRFIN20041212_153033_000000512032_00483_14565_7754.N1	12-DEC-2004 15:30:33	Bright	50.500	138	47Eps Vir	2.8280	4700.0	101	14565	No
327	GOM_NL__2PRFIN20041212_153306_000000962032_00483_14565_7755.N1	12-DEC-2004 15:33:06	Twilight	96.000	62	94Bet Leo	2.1360	9700.0	192	14565	No
328	GOM_NL__2PRFIN20041212_153630_000000522032_00483_14565_7756.N1	12-DEC-2004 15:36:30	Twilight	52.000	15	67Alp Vir	0.97600	28000.	104	14565	No
329	GOM_NL__2PRFIN20041212_153959_000000452032_00483_14565_7757.N1	12-DEC-2004 15:39:59	Twilight	45.000	169	46Gam Hya	2.9910	4700.0	90	14565	No
330	GOM_NL__2PRFIN20041212_154152_000000462032_00483_14565_7758.N1	12-DEC-2004 15:41:52	Twilight	45.500	54	5The Cen	2.0550	4500.0	91	14565	No
331	GOM_NL__2PRFIN20041212_154317_000000412032_00483_14565_7759.N1	12-DEC-2004 15:43:17	Dark	41.000	123	1ot Cen	2.7500	10200.	82	14565	No
332	GOM_NL__2PRFIN20041212_154454_000000392032_00483_14565_7760.N1	12-DEC-2004 15:44:54	Dark	39.000	95	Zet Cen	2.5450	26000.	78	14565	No
333	GOM_NL__2PRFIN20041212_154748_000000482032_00483_14565_7761.N1	12-DEC-2004 15:47:48	Dark	47.500	4	Alp1Cen	-0.010000	5800.0	95	14565	No
334	GOM_NL__2PRFIN20041212_154923_000000402032_00484_14566_7726.N1	12-DEC-2004 15:49:23	Dark	39.500	20	Bet Cru	1.2530	30000.	79	14566	No
335	GOM_NL__2PRFIN20041212_155611_000000432032_00484_14566_7727.N1	12-DEC-2004 15:56:11	Dark	43.000	29	Bet Car	1.6720	10200.	86	14566	No
336	GOM_NL__2PRFIN20041212_155837_000000522032_00484_14566_7728.N1	12-DEC-2004 15:58:37	Dark	51.500	41	Eps Car	1.8600	4100.0	103	14566	No
337	GOM_NL__2PRFIN20041212_160114_000000582032_00484_14566_7729.N1	12-DEC-2004 16:01:14	Dark	57.500	34	Gam2Vel	1.7930	23000.	115	14566	No



338	GOM_NL__2PRFIN20041212_160336_00000502032_00484_14566_7730.N1	12-DEC-2004 16:03:36	Dark	49.500	2	Alp Car	-0.73600	7000.0	99	14566	No
339	GOM_NL__2PRFIN20041212_160612_00000542032_00484_14566_7731.N1	12-DEC-2004 16:06:12	Dark	54.000	117	Pi Pup	2.7060	3800.0	108	14566	No
340	GOM_NL__2PRFIN20041212_160934_00000612032_00484_14566_7732.N1	12-DEC-2004 16:09:34	Straylight	61.000	23	21Eps CMa	1.5020	26000.	122	14566	No
341	GOM_NL__2PRFIN20041212_161126_00000632032_00484_14566_7733.N1	12-DEC-2004 16:11:26	Straylight	62.500	179	24Omi2CMa	3.0320	24000.	125	14566	No
342	GOM_NL__2PRFIN20041212_161439_00000782032_00484_14566_7734.N1	12-DEC-2004 16:14:39	Straylight	78.000	1	9Alp CMa	-1.4400	11000.	156	14566	No
343	GOM_NL__2PRFIN20041212_161758_00000582032_00484_14566_7735.N1	12-DEC-2004 16:17:58	Straylight	58.000	7	19Bet Ori	0.10000	14000.	116	14566	No
344	GOM_NL__2PRFIN20041212_162020_00000532032_00484_14566_7736.N1	12-DEC-2004 16:20:20	Straylight	53.000	30	46Eps Ori	1.6940	30000.	106	14566	No
345	GOM_NL__2PRFIN20041212_162341_00000692032_00484_14566_7737.N1	12-DEC-2004 16:23:41	Twi_and_stray	68.500	14	58Alp Ori	0.87000	3000.0	137	14566	No
346	GOM_NL__2PRFIN20041212_162524_00000552032_00484_14566_7738.N1	12-DEC-2004 16:25:24	Twi_and_stray	54.500	13	87Alp Tau	0.86700	3800.0	109	14566	No
347	GOM_NL__2PRFIN20041212_162754_00000482032_00484_14566_7739.N1	12-DEC-2004 16:27:54	Bright	48.000	176	23Zet Tau	3.0200	22000.	96	14566	No
348	GOM_NL__2PRFIN20041212_162941_00000372032_00484_14566_7740.N1	12-DEC-2004 16:29:41	Bright	37.000	150	44Zet Per	2.8900	28000.	74	14566	No
349	GOM_NL__2PRFIN20041212_163200_00000372032_00484_14566_7741.N1	12-DEC-2004 16:32:00	Bright	37.000	149	45Eps Per	2.8880	30000.	74	14566	No
350	GOM_NL__2PRFIN20041212_163409_00000372032_00484_14566_7742.N1	12-DEC-2004 16:34:09	Bright	36.500	175	39Del Per	3.0100	19400.	73	14566	No
351	GOM_NL__2PRFIN20041212_163550_00000392032_00484_14566_7743.N1	12-DEC-2004 16:35:50	Bright	38.500	160	23Gam Per	2.9300	4700.0	77	14566	No
352	GOM_NL__2PRFIN20041212_163853_00000392032_00484_14566_7744.N1	12-DEC-2004 16:38:53	Bright	38.500	110	37Del Cas	2.6780	8900.0	77	14566	No
353	GOM_NL__2PRFIN20041212_164104_000001222032_00484_14566_7745.N1	12-DEC-2004 16:41:04	Bright	122.00	17	78Bet Gem	1.1610	4500.0	244	14566	No
354	GOM_NL__2PRFIN20041212_164551_00000392032_00484_14566_7746.N1	12-DEC-2004 16:45:51	Bright	38.500	49	1Alp UMi	1.9900	6300.0	77	14566	No
355	GOM_NL__2PRFIN20041212_165035_00000392032_00484_14566_7747.N1	12-DEC-2004 16:50:35	Bright	39.000	60	7Bet UMi	2.0810	3950.0	78	14566	No
356	GOM_NL__2PRFIN20041212_165249_00000512032_00484_14566_7748.N1	12-DEC-2004 16:52:49	Bright	50.500	82	48Bet UMa	2.3650	10600.	101	14566	No
357	GOM_NL__2PRFIN20041212_165521_00000412032_00484_14566_7749.N1	12-DEC-2004 16:55:21	Bright	40.500	32	77Eps UMa	1.7630	11000.	81	14566	No
358	GOM_NL__2PRFIN20041212_165749_00000392032_00484_14566_7750.N1	12-DEC-2004 16:57:49	Bright	39.000	39	85Eta UMa	1.8540	24000.	78	14566	No
359	GOM_NL__2PRFIN20041212_170103_00000372032_00484_14566_7751.N1	12-DEC-2004 17:01:03	Bright	36.500	180	27Gam Boo	3.0400	8000.0	73	14566	No
360	GOM_NL__2PRFIN20041212_170413_00000372032_00484_14566_7752.N1	12-DEC-2004 17:04:13	Bright	36.500	83		2.3780	11000.	73	14566	No
361	GOM_NL__2PRFIN20041212_170727_00000412032_00484_14566_7753.N1	12-DEC-2004 17:07:27	Bright	41.000	111	8Eta Boo	2.6800	6000.0	82	14566	No
362	GOM_NL__2PRFIN20041212_171108_00000532032_00484_14566_7754.N1	12-DEC-2004 17:11:08	Bright	53.000	138	47Eps Vir	2.8280	4700.0	106	14566	No
363	GOM_NL__2PRFIN20041212_171344_00000962032_00484_14566_7755.N1	12-DEC-2004 17:13:44	Twi_and_stray	96.000	62	94Bet Leo	2.1360	9700.0	192	14566	No
364	GOM_NL__2PRFIN20041212_171706_00000532032_00484_14566_7756.N1	12-DEC-2004 17:17:06	Twi_and_stray	52.500	15	67Alp Vir	0.97600	28000.	105	14566	No
365	GOM_NL__2PRFIN20041212_172036_00000482032_00484_14566_7757.N1	12-DEC-2004 17:20:36	Twilight	48.000	169	46Gam Hya	2.9910	4700.0	96	14566	No
366	GOM_NL__2PRFIN20041212_172228_00000412032_00484_14566_7758.N1	12-DEC-2004 17:22:28	Twilight	41.000	54	5The Cen	2.0550	4500.0	82	14566	No
367	GOM_NL__2PRFIN20041212_172354_00000422032_00484_14566_7759.N1	12-DEC-2004 17:23:54	Dark	42.000	123	1ot Cen	2.7500	10200.	84	14566	No
368	GOM_NL__2PRFIN20041212_172531_00000392032_00484_14566_7760.N1	12-DEC-2004 17:25:31	Dark	39.000	95	Zet Cen	2.5450	26000.	78	14566	No
369	GOM_NL__2PRFIN20041212_172824_00000462032_00484_14566_7761.N1	12-DEC-2004 17:28:24	Dark	45.500	4	Alp1Cen	-0.010000	5800.0	91	14566	No
370	GOM_NL__2PRFIN20041212_172959_00000412032_00485_14567_7726.N1	12-DEC-2004 17:29:59	Dark	41.000	20	Bet Cru	1.2530	30000.	82	14567	No
371	GOM_NL__2PRFIN20041212_173648_00000402032_00485_14567_7727.N1	12-DEC-2004 17:36:48	Dark	40.000	29	Bet Car	1.6720	10200.	80	14567	No
372	GOM_NL__2PRFIN20041212_173913_00000572032_00485_14567_7728.N1	12-DEC-2004 17:39:13	Dark	56.500	41	Eps Car	1.8600	4100.0	113	14567	No
373	GOM_NL__2PRFIN20041212_174151_00000562032_00485_14567_7729.N1	12-DEC-2004 17:41:51	Dark	56.000	34	Gam2Vel	1.7930	23000.	112	14567	No
374	GOM_NL__2PRFIN20041212_174413_00000502032_00485_14567_7730.N1	12-DEC-2004 17:44:13	Dark	49.500	2	Alp Car	-0.73600	7000.0	99	14567	No
375	GOM_NL__2PRFIN20041212_174649_00000582032_00485_14567_7731.N1	12-DEC-2004 17:46:49	Dark	58.000	117	Pi Pup	2.7060	3800.0	116	14567	No
376	GOM_NL__2PRFIN20041212_175010_00000622032_00485_14567_7732.N1	12-DEC-2004 17:50:10	Straylight	61.500	23	21Eps CMa	1.5020	26000.	123	14567	No
377	GOM_NL__2PRFIN20041212_175202_00000642032_00485_14567_7733.N1	12-DEC-2004 17:52:02	Straylight	64.000	179	24Omi2CMa	3.0320	24000.	128	14567	No
378	GOM_NL__2PRFIN20041212_175515_00000702032_00485_14567_7734.N1	12-DEC-2004 17:55:15	Straylight	70.000	1	9Alp CMa	-1.4400	11000.	140	14567	No
379	GOM_NL__2PRFIN20041212_175834_00000522032_00485_14567_7735.N1	12-DEC-2004 17:58:34	Straylight	51.500	7	19Bet Ori	0.10000	14000.	103	14567	No
380	GOM_NL__2PRFIN20041212_180056_00000542032_00485_14567_7736.N1	12-DEC-2004 18:00:56	Straylight	53.500	30	46Eps Ori	1.6940	30000.	107	14567	No
381	GOM_NL__2PRFIN20041212_180417_00000692032_00485_14567_7737.N1	12-DEC-2004 18:04:17	Twi_and_stray	68.500	14	58Alp Ori	0.87000	3000.0	137	14567	No
382	GOM_NL__2PRFIN20041212_180600_00000552032_00485_14567_7738.N1	12-DEC-2004 18:06:00	Twi_and_stray	55.000	13	87Alp Tau	0.86700	3800.0	110	14567	No
383	GOM_NL__2PRFIN20041212_180830_00000462032_00485_14567_7739.N1	12-DEC-2004 18:08:30	Bright	45.500	176	23Zet Tau	3.0200	22000.	91	14567	No
384	GOM_NL__2PRFIN20041212_181016_00000382032_00485_14567_7740.N1	12-DEC-2004 18:10:16	Bright	37.500	150	44Zet Per	2.8900	28000.	75	14567	No
385	GOM_NL__2PRFIN20041212_181236_00000372032_00485_14567_7741.N1	12-DEC-2004 18:12:36	Bright	37.000	149	45Eps Per	2.8880	30000.	74	14567	No
386	GOM_NL__2PRFIN20041212_181446_00000372032_00485_14567_7742.N1	12-DEC-2004 18:14:46	Bright	37.000	175	39Del Per	3.0100	19400.	74	14567	No
387	GOM_NL__2PRFIN20041212_181627_00000362032_00485_14567_7743.N1	12-DEC-2004 18:16:27	Bright	36.000	160	23Gam Per	2.9300	4700.0	72	14567	No
388	GOM_NL__2PRFIN20041212_181929_00000372032_00485_14567_7744.N1	12-DEC-2004 18:19:29	Bright	36.500	110	37Del Cas	2.6780	8900.0	73	14567	No
389	GOM_NL__2PRFIN20041212_182136_000001272032_00485_14567_7745.N1	12-DEC-2004 18:21:36	Bright	126.50	17	78Bet Gem	1.1610	4500.0	253	14567	No
390	GOM_NL__2PRFIN20041212_182628_00000362032_00485_14567_7746.N1	12-DEC-2004 18:26:28	Bright	36.000	49	1Alp UMi	1.9900	6300.0	72	14567	No
391	GOM_NL__2PRFIN20041212_183111_00000402032_00485_14567_7747.N1	12-DEC-2004 18:31:11	Bright	39.500	60	7Bet UMi	2.0810	3950.0	79	14567	No
392	GOM_NL__2PRFIN20041212_183324_00000512032_00485_14567_7748.N1	12-DEC-2004 18:33:24	Bright	51.000	82	48Bet UMa	2.3650	10600.	102	14567	No
393	GOM_NL__2PRFIN20041212_183557_00000442032_00485_14567_7749.N1	12-DEC-2004 18:35:57	Bright	43.500	32	77Eps UMa	1.7630	11000.	87	14567	No
394	GOM_NL__2PRFIN20041212_183825_00000422032_00485_14567_7750.N1	12-DEC-2004 18:38:25	Bright	42.000	39	85Eta UMa	1.8540	24000.	84	14567	No
395	GOM_NL__2PRFIN20041212_184140_00000382032_00485_14567_7751.N1	12-DEC-2004 18:41:40	Bright	37.500	180	27Gam Boo	3.0400	8000.0	75	14567	No
396	GOM_NL__2PRFIN20041212_184449_00000392032_00485_14567_7752.N1	12-DEC-2004 18:44:49	Bright	39.000	83		2.3780	11000.	78	14567	No

397	GOM_NL__2PRFIN20041212_184803_000000412032_00485_14567_7753.N1	12-DEC-2004 18:48:03	Bright	40.500	111	8Eta Boo	2.6800	6000.0	81	14567	No
398	GOM_NL__2PRFIN20041212_185146_000000662032_00485_14567_7754.N1	12-DEC-2004 18:51:46	Bright	66.000	138	47Eps Vir	2.8280	4700.0	132	14567	No
399	GOM_NL__2PRFIN20041212_185420_000000962032_00485_14567_7755.N1	12-DEC-2004 18:54:20	Twi_and_stray	95.500	62	94Bet Leo	2.1360	9700.0	191	14567	No
400	GOM_NL__2PRFIN20041212_185743_000000552032_00485_14567_7756.N1	12-DEC-2004 18:57:43	Twi_and_stray	54.500	15	67Alp Vir	0.97600	28000.	109	14567	No
401	GOM_NL__2PRFIN20041212_190112_000000492032_00485_14567_7757.N1	12-DEC-2004 19:01:12	Twilight	48.500	169	46Gam Hya	2.9910	4700.0	97	14567	No
402	GOM_NL__2PRFIN20041212_190305_000000442032_00485_14567_7758.N1	12-DEC-2004 19:03:05	Twilight	44.000	54	5The Cen	2.0550	4500.0	88	14567	No
403	GOM_NL__2PRFIN20041212_190430_000000432032_00485_14567_7759.N1	12-DEC-2004 19:04:30	Dark	43.000	123	1ot Cen	2.7500	10200.	86	14567	No
404	GOM_NL__2PRFIN20041212_190607_000000392032_00485_14567_7760.N1	12-DEC-2004 19:06:07	Dark	38.500	95	Zet Cen	2.5450	26000.	77	14567	No
405	GOM_NL__2PRFIN20041212_190900_000000412032_00485_14567_7761.N1	12-DEC-2004 19:09:00	Dark	41.000	4	Alp1Cen	-0.010000	5800.0	82	14567	No
406	GOM_NL__2PRFIN20041212_191035_000000432032_00486_14568_7726.N1	12-DEC-2004 19:10:35	Dark	42.500	20	Bet Cru	1.2530	30000.	85	14568	No
407	GOM_NL__2PRFIN20041212_191724_000000402032_00486_14568_7727.N1	12-DEC-2004 19:17:24	Dark	39.500	29	Bet Car	1.6720	10200.	79	14568	No
408	GOM_NL__2PRFIN20041212_191950_000000562032_00486_14568_7728.N1	12-DEC-2004 19:19:50	Dark	55.500	41	Eps Car	1.8600	4100.0	111	14568	No
409	GOM_NL__2PRFIN20041212_192228_000000512032_00486_14568_7729.N1	12-DEC-2004 19:22:28	Dark	50.500	34	Gam2Vel	1.7930	23000.	101	14568	No
410	GOM_NL__2PRFIN20041212_192449_000000552032_00486_14568_7730.N1	12-DEC-2004 19:24:49	Dark	55.000	2	Alp Car	-0.73600	7000.0	110	14568	No
411	GOM_NL__2PRFIN20041212_192725_000000552032_00486_14568_7731.N1	12-DEC-2004 19:27:25	Dark	54.500	117	Pi Pup	2.7060	3800.0	109	14568	No
412	GOM_NL__2PRFIN20041212_193047_000000562032_00486_14568_7732.N1	12-DEC-2004 19:30:47	Straylight	56.000	23	21Eps CMa	1.5020	26000.	112	14568	No
413	GOM_NL__2PRFIN20041212_193236_000000632032_00486_14568_7733.N1	12-DEC-2004 19:32:36	Straylight	63.000	179	24Omi2CMa	3.0320	24000.	126	14568	No
414	GOM_NL__2PRFIN20041212_193551_000000782032_00486_14568_7734.N1	12-DEC-2004 19:35:51	Straylight	78.000	1	9Alp CMa	-1.4400	11000.	156	14568	No
415	GOM_NL__2PRFIN20041212_193910_000000512032_00486_14568_7735.N1	12-DEC-2004 19:39:10	Straylight	51.000	7	19Bet Ori	0.10000	14000.	102	14568	No
416	GOM_NL__2PRFIN20041212_194132_000000512032_00486_14568_7736.N1	12-DEC-2004 19:41:32	Straylight	50.500	30	46Eps Ori	1.6940	30000.	101	14568	No
417	GOM_NL__2PRFIN20041212_194452_000000712032_00486_14568_7737.N1	12-DEC-2004 19:44:52	Twi_and_stray	71.000	14	58Alp Ori	0.87000	3000.0	142	14568	No
418	GOM_NL__2PRFIN20041212_194635_000000552032_00486_14568_7738.N1	12-DEC-2004 19:46:35	Twi_and_stray	55.000	13	87Alp Tau	0.86700	3800.0	110	14568	No
419	GOM_NL__2PRFIN20041212_194905_000000462032_00486_14568_7739.N1	12-DEC-2004 19:49:05	Bright	45.500	176	23Zet Tau	3.0200	22000.	91	14568	No
420	GOM_NL__2PRFIN20041212_195052_000000392032_00486_14568_7740.N1	12-DEC-2004 19:50:52	Bright	39.000	150	44Zet Per	2.8900	28000.	78	14568	No
421	GOM_NL__2PRFIN20041212_195312_000000372032_00486_14568_7741.N1	12-DEC-2004 19:53:12	Bright	37.000	149	45Eps Per	2.8880	30000.	74	14568	No
422	GOM_NL__2PRFIN20041212_195521_000000372032_00486_14568_7742.N1	12-DEC-2004 19:55:21	Bright	36.500	175	39Del Per	3.0100	19400.	73	14568	No
423	GOM_NL__2PRFIN20041212_195703_000000372032_00486_14568_7743.N1	12-DEC-2004 19:57:03	Bright	37.000	160	23Gam Per	2.9300	4700.0	74	14568	No
424	GOM_NL__2PRFIN20041212_200005_000000382032_00486_14568_7744.N1	12-DEC-2004 20:00:05	Bright	37.500	110	37Del Cas	2.6780	8900.0	75	14568	No
425	GOM_NL__2PRFIN20041212_200209_000001232032_00486_14568_7745.N1	12-DEC-2004 20:02:09	Bright	122.50	17	78Bet Gem	1.1610	4500.0	245	14568	No
426	GOM_NL__2PRFIN20041212_200704_000000382032_00486_14568_7746.N1	12-DEC-2004 20:07:04	Bright	37.500	49	1Alp UMi	1.9900	6300.0	75	14568	No
427	GOM_NL__2PRFIN20041212_201147_000000382032_00486_14568_7747.N1	12-DEC-2004 20:11:47	Bright	38.000	60	7Bet UMi	2.0810	3950.0	76	14568	No
428	GOM_NL__2PRFIN20041212_201400_000000502032_00486_14568_7748.N1	12-DEC-2004 20:14:00	Bright	50.000	82	48Bet UMa	2.3650	10600.	100	14568	No
429	GOM_NL__2PRFIN20041212_201632_000000452032_00486_14568_7749.N1	12-DEC-2004 20:16:32	Bright	45.000	32	77Eps UMa	1.7630	11000.	90	14568	No
430	GOM_NL__2PRFIN20041212_201901_000000422032_00486_14568_7750.N1	12-DEC-2004 20:19:01	Bright	42.000	39	85Eta UMa	1.8540	24000.	84	14568	No
431	GOM_NL__2PRFIN20041212_202216_000000392032_00486_14568_7751.N1	12-DEC-2004 20:22:16	Bright	38.500	180	27Gam Boo	3.0400	8000.0	77	14568	No
432	GOM_NL__2PRFIN20041212_202525_000000372032_00486_14568_7752.N1	12-DEC-2004 20:25:25	Bright	37.000	83		2.3780	11000.	74	14568	No
433	GOM_NL__2PRFIN20041212_202838_000000422032_00486_14568_7753.N1	12-DEC-2004 20:28:38	Bright	41.500	111	8Eta Boo	2.6800	6000.0	83	14568	No
434	GOM_NL__2PRFIN20041212_203223_000000662032_00486_14568_7754.N1	12-DEC-2004 20:32:23	Bright	66.000	138	47Eps Vir	2.8280	4700.0	132	14568	No
435	GOM_NL__2PRFIN20041212_203458_000001012032_00486_14568_7755.N1	12-DEC-2004 20:34:58	Twi_and_stray	101.00	62	94Bet Leo	2.1360	9700.0	202	14568	No
436	GOM_NL__2PRFIN20041212_203819_000000532032_00486_14568_7756.N1	12-DEC-2004 20:38:19	Twi_and_stray	53.000	15	67Alp Vir	0.97600	28000.	106	14568	No
437	GOM_NL__2PRFIN20041212_204149_000000482032_00486_14568_7757.N1	12-DEC-2004 20:41:49	Twilight	48.000	169	46Gam Hya	2.9910	4700.0	96	14568	No
438	GOM_NL__2PRFIN20041212_204341_000000422032_00486_14568_7758.N1	12-DEC-2004 20:43:41	Twilight	42.000	54	5The Cen	2.0550	4500.0	84	14568	No
439	GOM_NL__2PRFIN20041212_204506_000000422032_00486_14568_7759.N1	12-DEC-2004 20:45:06	Dark	42.000	123	1ot Cen	2.7500	10200.	84	14568	No
440	GOM_NL__2PRFIN20041212_204643_000000402032_00486_14568_7760.N1	12-DEC-2004 20:46:43	Dark	39.500	95	Zet Cen	2.5450	26000.	79	14568	No
441	GOM_NL__2PRFIN20041212_204936_000000502032_00486_14568_7761.N1	12-DEC-2004 20:49:36	Dark	50.000	4	Alp1Cen	-0.010000	5800.0	100	14568	No
442	GOM_NL__2PRFIN20041212_205112_000000402032_00487_14569_8651.N1	12-DEC-2004 20:51:12	Dark	40.000	20	Bet Cru	1.2530	30000.	80	14569	No
443	GOM_NL__2PRFIN20041212_205758_000000442032_00487_14569_8652.N1	12-DEC-2004 20:57:58	Dark	43.500	29	Bet Car	1.6720	10200.	87	14569	No
444	GOM_NL__2PRFIN20041212_210026_000000472032_00487_14569_8653.N1	12-DEC-2004 21:00:26	Dark	46.500	41	Eps Car	1.8600	4100.0	93	14569	No
445	GOM_NL__2PRFIN20041212_210304_000000532032_00487_14569_8654.N1	12-DEC-2004 21:03:04	Dark	53.000	34	Gam2Vel	1.7930	23000.	106	14569	No
446	GOM_NL__2PRFIN20041212_210525_000000542032_00487_14569_8655.N1	12-DEC-2004 21:05:25	Dark	54.000	2	Alp Car	-0.73600	7000.0	108	14569	No
447	GOM_NL__2PRFIN20041212_210802_000000582032_00487_14569_8656.N1	12-DEC-2004 21:08:02	Dark	57.500	117	Pi Pup	2.7060	3800.0	115	14569	No
448	GOM_NL__2PRFIN20041212_211121_000000612032_00487_14569_8657.N1	12-DEC-2004 21:11:21	Straylight	61.000	23	21Eps CMa	1.5020	26000.	122	14569	No
449	GOM_NL__2PRFIN20041212_211315_000000592032_00487_14569_8658.N1	12-DEC-2004 21:13:15	Straylight	58.500	179	24Omi2CMa	3.0320	24000.	117	14569	No
450	GOM_NL__2PRFIN20041212_211628_000000732032_00487_14569_8659.N1	12-DEC-2004 21:16:28	Straylight	73.000	1	9Alp CMa	-1.4400	11000.	146	14569	No
451	GOM_NL__2PRFIN20041212_211945_000000582032_00487_14569_8660.N1	12-DEC-2004 21:19:45	Straylight	57.500	7	19Bet Ori	0.10000	14000.	115	14569	No
452	GOM_NL__2PRFIN20041212_212205_000000562032_00487_14569_8661.N1	12-DEC-2004 21:22:05	Straylight	56.000	30	46Eps Ori	1.6940	30000.	112	14569	No
453	GOM_NL__2PRFIN20041212_212527_000000692032_00487_14569_8662.N1	12-DEC-2004 21:25:27	Twi_and_stray	68.500	14	58Alp Ori	0.87000	3000.0	137	14569	No
454	GOM_NL__2PRFIN20041212_212709_000000552032_00487_14569_8663.N1	12-DEC-2004 21:27:09	Twi_and_stray	55.000	13	87Alp Tau	0.86700	3800.0	110	14569	No
455	GOM_NL__2PRFIN20041212_212938_000000492032_00487_14569_8664.N1	12-DEC-2004 21:29:38	Bright	48.500	176	23Zet Tau	3.0200	22000.	97	14569	No

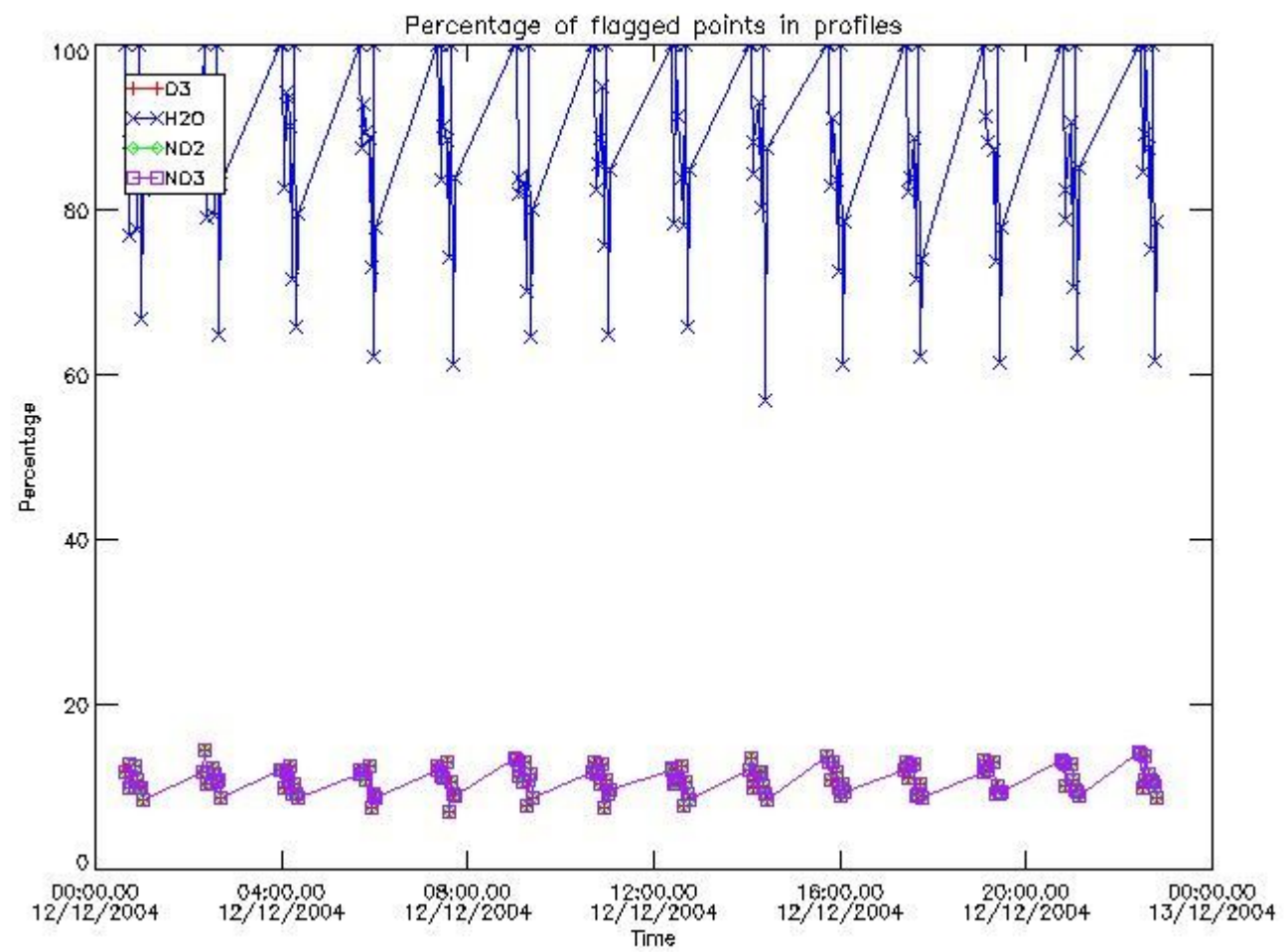
456	GOM_NL__2PRFIN20041212_213127_000000382032_00487_14569_8665.N1	12-DEC-2004 21:31:27	Bright	38.000	150	44Zet Per	2.8900	28000.	76	14569	No
457	GOM_NL__2PRFIN20041212_213347_000000372032_00487_14569_8666.N1	12-DEC-2004 21:33:47	Bright	36.500	149	45Eps Per	2.8880	30000.	73	14569	No
458	GOM_NL__2PRFIN20041212_213556_000000382032_00487_14569_8667.N1	12-DEC-2004 21:35:56	Bright	37.500	175	39Del Per	3.0100	19400.	75	14569	No
459	GOM_NL__2PRFIN20041212_213738_000000392032_00487_14569_8668.N1	12-DEC-2004 21:37:38	Bright	39.000	160	23Gam Per	2.9300	4700.0	78	14569	No
460	GOM_NL__2PRFIN20041212_214041_000000372032_00487_14569_8669.N1	12-DEC-2004 21:40:41	Bright	37.000	110	37Del Cas	2.6780	8900.0	74	14569	No
461	GOM_NL__2PRFIN20041212_214242_000001202032_00487_14569_8670.N1	12-DEC-2004 21:42:42	Bright	120.00	17	78Bet Gem	1.1610	4500.0	240	14569	No
462	GOM_NL__2PRFIN20041212_214737_000000382032_00487_14569_8671.N1	12-DEC-2004 21:47:37	Bright	38.000	49	1Alp UMi	1.9900	6300.0	76	14569	No
463	GOM_NL__2PRFIN20041212_215222_000000372032_00487_14569_8672.N1	12-DEC-2004 21:52:22	Bright	37.000	60	7Bet UMi	2.0810	3950.0	74	14569	No
464	GOM_NL__2PRFIN20041212_215435_000000522032_00487_14569_8673.N1	12-DEC-2004 21:54:35	Bright	51.500	82	48Bet UMa	2.3650	10600.	103	14569	No
465	GOM_NL__2PRFIN20041212_215708_000000442032_00487_14569_8674.N1	12-DEC-2004 21:57:08	Bright	43.500	32	77Eps UMa	1.7630	11000.	87	14569	No
466	GOM_NL__2PRFIN20041212_215937_000000572032_00487_14569_8675.N1	12-DEC-2004 21:59:37	Bright	57.000	39	85Eta UMa	1.8540	24000.	114	14569	No
467	GOM_NL__2PRFIN20041212_220251_000000442032_00487_14569_8676.N1	12-DEC-2004 22:02:51	Bright	44.000	180	27Gam Boo	3.0400	8000.0	88	14569	No
468	GOM_NL__2PRFIN20041212_220601_000000372032_00487_14569_8677.N1	12-DEC-2004 22:06:01	Bright	37.000	83		2.3780	11000.	74	14569	No
469	GOM_NL__2PRFIN20041212_220914_000000422032_00487_14569_8678.N1	12-DEC-2004 22:09:14	Bright	42.000	111	8Eta Boo	2.6800	6000.0	84	14569	No
470	GOM_NL__2PRFIN20041212_221257_000000662032_00487_14569_8679.N1	12-DEC-2004 22:12:57	Bright	66.000	138	47Eps Vir	2.8280	4700.0	132	14569	No
471	GOM_NL__2PRFIN20041212_221536_000000922032_00487_14569_8680.N1	12-DEC-2004 22:15:36	Twi_and_stray	92.000	62	94Bet Leo	2.1360	9700.0	184	14569	No
472	GOM_NL__2PRFIN20041212_221855_000000552032_00487_14569_8681.N1	12-DEC-2004 22:18:55	Twi_and_stray	55.000	15	67Alp Vir	0.97600	28000.	110	14569	No
473	GOM_NL__2PRFIN20041212_222225_000000482032_00487_14569_8682.N1	12-DEC-2004 22:22:25	Twilight	47.500	169	46Gam Hya	2.9910	4700.0	95	14569	No
474	GOM_NL__2PRFIN20041212_222416_000000472032_00487_14569_8683.N1	12-DEC-2004 22:24:16	Twilight	46.500	54	5The Cen	2.0550	4500.0	93	14569	No
475	GOM_NL__2PRFIN20041212_222542_000000432032_00487_14569_8684.N1	12-DEC-2004 22:25:42	Dark	43.000	123	1ot Cen	2.7500	10200.	86	14569	No
476	GOM_NL__2PRFIN20041212_222718_000000402032_00487_14569_8685.N1	12-DEC-2004 22:27:18	Dark	40.000	95	Zet Cen	2.5450	26000.	80	14569	No
477	GOM_NL__2PRFIN20041212_223011_000000522032_00487_14569_8686.N1	12-DEC-2004 22:30:11	Dark	52.000	4	Alp1Cen	-0.010000	5800.0	104	14569	No
478	GOM_NL__2PRFIN20041212_223147_000000472032_00488_14570_8651.N1	12-DEC-2004 22:31:47	Dark	47.000	20	Bet Cru	1.2530	30000.	94	14570	No
479	GOM_NL__2PRFIN20041212_223351_000000412032_00488_14570_8652.N1	12-DEC-2004 22:33:51	Dark	41.000	112	Alp Mus	2.6880	26000.	82	14570	No
480	GOM_NL__2PRFIN20041212_223834_000000442032_00488_14570_8653.N1	12-DEC-2004 22:38:34	Dark	44.000	29	Bet Car	1.6720	10200.	88	14570	No
481	GOM_NL__2PRFIN20041212_224102_000000472032_00488_14570_8654.N1	12-DEC-2004 22:41:02	Dark	47.000	41	Eps Car	1.8600	4100.0	94	14570	No
482	GOM_NL__2PRFIN20041212_224338_000000532032_00488_14570_8655.N1	12-DEC-2004 22:43:38	Dark	52.500	34	Gam2Vel	1.7930	23000.	105	14570	No
483	GOM_NL__2PRFIN20041212_224601_000000502032_00488_14570_8656.N1	12-DEC-2004 22:46:01	Dark	50.000	2	Alp Car	-0.73600	7000.0	100	14570	No
484	GOM_NL__2PRFIN20041212_224838_000000592032_00488_14570_8657.N1	12-DEC-2004 22:48:38	Dark	59.000	117	Pi Pup	2.7060	3800.0	118	14570	No
485	GOM_NL__2PRFIN20041212_225159_000000602032_00488_14570_8658.N1	12-DEC-2004 22:51:59	Straylight	59.500	23	21Eps CMa	1.5020	26000.	119	14570	No
486	GOM_NL__2PRFIN20041212_225350_000000612032_00488_14570_8659.N1	12-DEC-2004 22:53:50	Straylight	61.000	179	24Omi2CMa	3.0320	24000.	122	14570	No
487	GOM_NL__2PRFIN20041212_225704_000000692032_00488_14570_8660.N1	12-DEC-2004 22:57:04	Straylight	69.000	1	9Alp CMa	-1.4400	11000.	138	14570	No
488	GOM_NL__2PRFIN20041212_230021_000000582032_00488_14570_8661.N1	12-DEC-2004 23:00:21	Straylight	58.000	7	19Bet Ori	0.10000	14000.	116	14570	No
489	GOM_NL__2PRFIN20041212_230242_000000572032_00488_14570_8662.N1	12-DEC-2004 23:02:42	Straylight	56.500	30	46Eps Ori	1.6940	30000.	113	14570	No
490	GOM_NL__2PRFIN20041212_230602_000000702032_00488_14570_8663.N1	12-DEC-2004 23:06:02	Twi_and_stray	70.000	14	58Alp Ori	0.87000	3000.0	140	14570	No
491	GOM_NL__2PRFIN20041212_230746_000000522032_00488_14570_8664.N1	12-DEC-2004 23:07:46	Twi_and_stray	52.000	13	87Alp Tau	0.86700	3800.0	104	14570	No
492	GOM_NL__2PRFIN20041212_230952_000000382032_00488_14570_8665.N1	12-DEC-2004 23:09:52	Bright	38.000	146	25Eta Tau	2.8730	15200.	76	14570	No
493	GOM_NL__2PRFIN20041212_231203_000000382032_00488_14570_8666.N1	12-DEC-2004 23:12:03	Bright	37.500	150	44Zet Per	2.8900	28000.	75	14570	No
494	GOM_NL__2PRFIN20041212_231423_000000382032_00488_14570_8667.N1	12-DEC-2004 23:14:23	Bright	38.000	149	45Eps Per	2.8880	30000.	76	14570	No
495	GOM_NL__2PRFIN20041212_231632_000000382032_00488_14570_8668.N1	12-DEC-2004 23:16:32	Bright	38.000	175	39Del Per	3.0100	19400.	76	14570	No
496	GOM_NL__2PRFIN20041212_231814_000000392032_00488_14570_8669.N1	12-DEC-2004 23:18:14	Bright	38.500	160	23Gam Per	2.9300	4700.0	77	14570	No
497	GOM_NL__2PRFIN20041212_232814_000000392032_00488_14570_8670.N1	12-DEC-2004 23:28:14	Bright	39.000	49	1Alp UMi	1.9900	6300.0	78	14570	No
498	GOM_NL__2PRFIN20041212_233258_000000402032_00488_14570_8671.N1	12-DEC-2004 23:32:58	Bright	39.500	60	7Bet UMi	2.0810	3950.0	79	14570	No
499	GOM_NL__2PRFIN20041212_233511_000000512032_00488_14570_8672.N1	12-DEC-2004 23:35:11	Bright	50.500	82	48Bet UMa	2.3650	10600.	101	14570	No
500	GOM_NL__2PRFIN20041212_233743_000000442032_00488_14570_8673.N1	12-DEC-2004 23:37:43	Bright	44.000	32	77Eps UMa	1.7630	11000.	88	14570	No
501	GOM_NL__2PRFIN20041212_234013_000000412032_00488_14570_8674.N1	12-DEC-2004 23:40:13	Bright	41.000	39	85Eta UMa	1.8540	24000.	82	14570	No
502	GOM_NL__2PRFIN20041212_234327_000000382032_00488_14570_8675.N1	12-DEC-2004 23:43:27	Bright	38.000	180	27Gam Boo	3.0400	8000.0	76	14570	No
503	GOM_NL__2PRFIN20041212_234636_000000392032_00488_14570_8676.N1	12-DEC-2004 23:46:36	Bright	38.500	83		2.3780	11000.	77	14570	No
504	GOM_NL__2PRFIN20041212_234951_000000412032_00488_14570_8677.N1	12-DEC-2004 23:49:51	Bright	40.500	111	8Eta Boo	2.6800	6000.0	81	14570	No
505	GOM_NL__2PRFIN20041212_235336_000000522032_00488_14570_8678.N1	12-DEC-2004 23:53:36	Bright	52.000	138	47Eps Vir	2.8280	4700.0	104	14570	No
506	GOM_NL__2PRFIN20041212_235614_000000922032_00488_14570_8679.N1	12-DEC-2004 23:56:14	Twi_and_stray	92.000	62	94Bet Leo	2.1360	9700.0	184	14570	No
507	GOM_NL__2PRFIN20041212_235931_000000542032_00488_14570_8680.N1	12-DEC-2004 23:59:31	Twi_and_stray	54.000	15	67Alp Vir	0.97600	28000.	108	14570	No

### 3. Quality information per product

In this section it is plotted some information contained in the Quality Summary data set of the level 2 products. Only products in dark limb conditions and without errors (error flag in the MPH set to "0") are used.

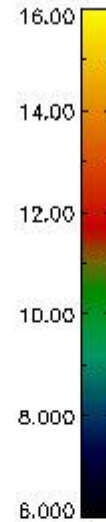
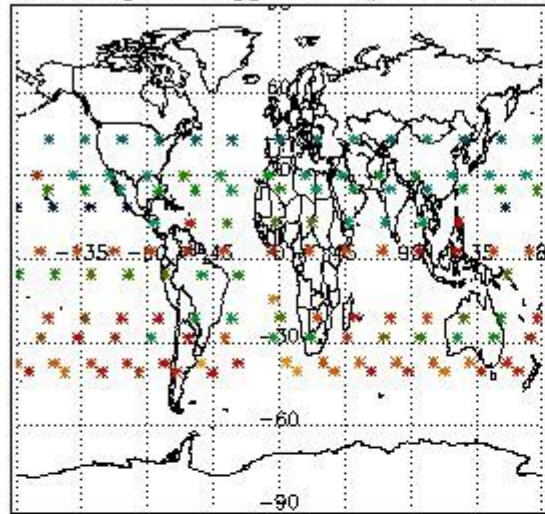


3.1 Plot quality information per product (time dependant)


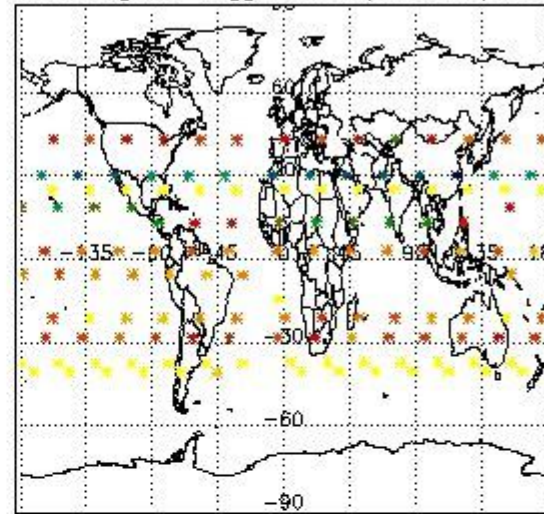


3.2 Plot quality information per product (world map)

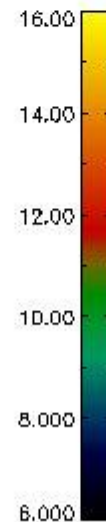
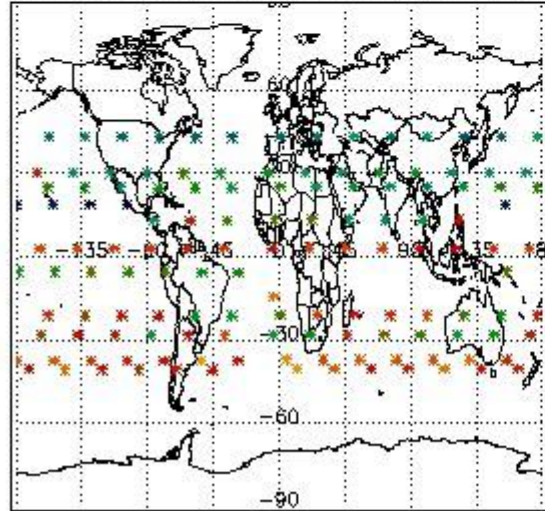
Percentage of flagged data per O3 profile



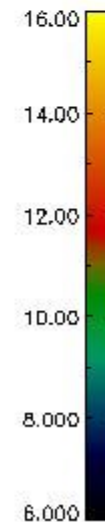
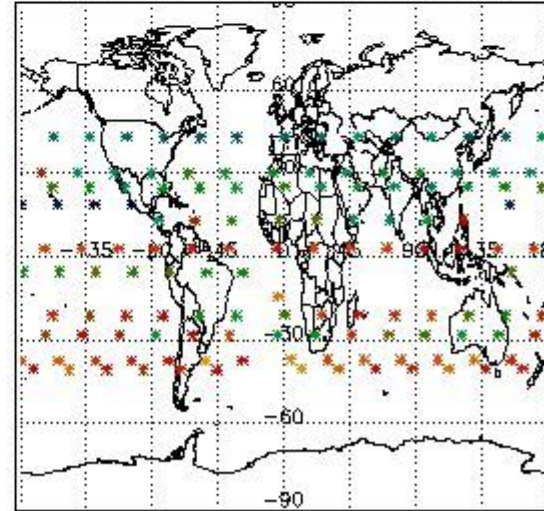
Percentage of flagged data per H2O profile



Percentage of flagged data per NO2 profile



Percentage of flagged data per NO3 profile

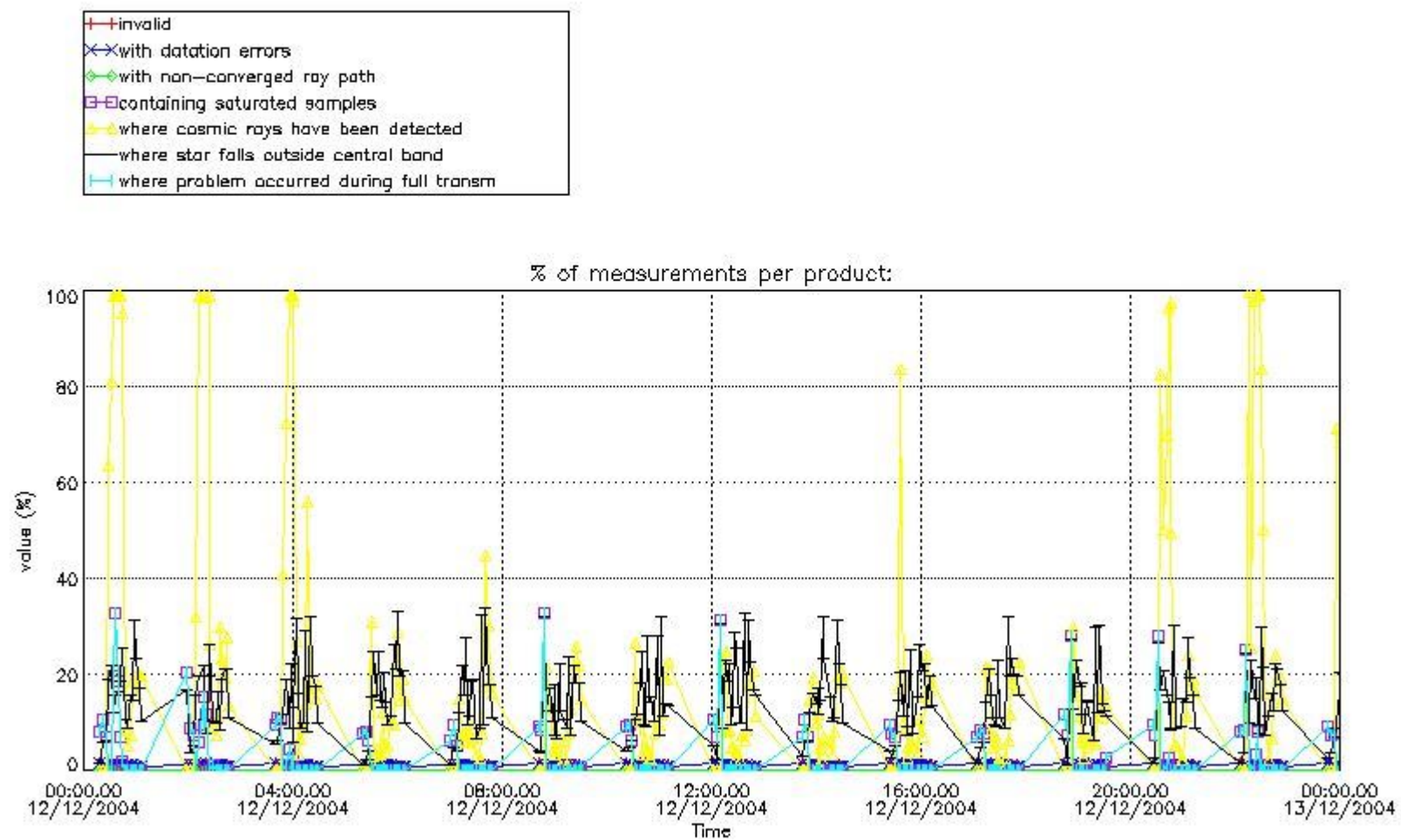


#### 4. Level 1 quality information per product

In this section it is plotted some information contained in the Quality Summary data set of the level 2 products that comes from the level 1b processing. Products without errors (error flag in the MPH set to "0") are used.

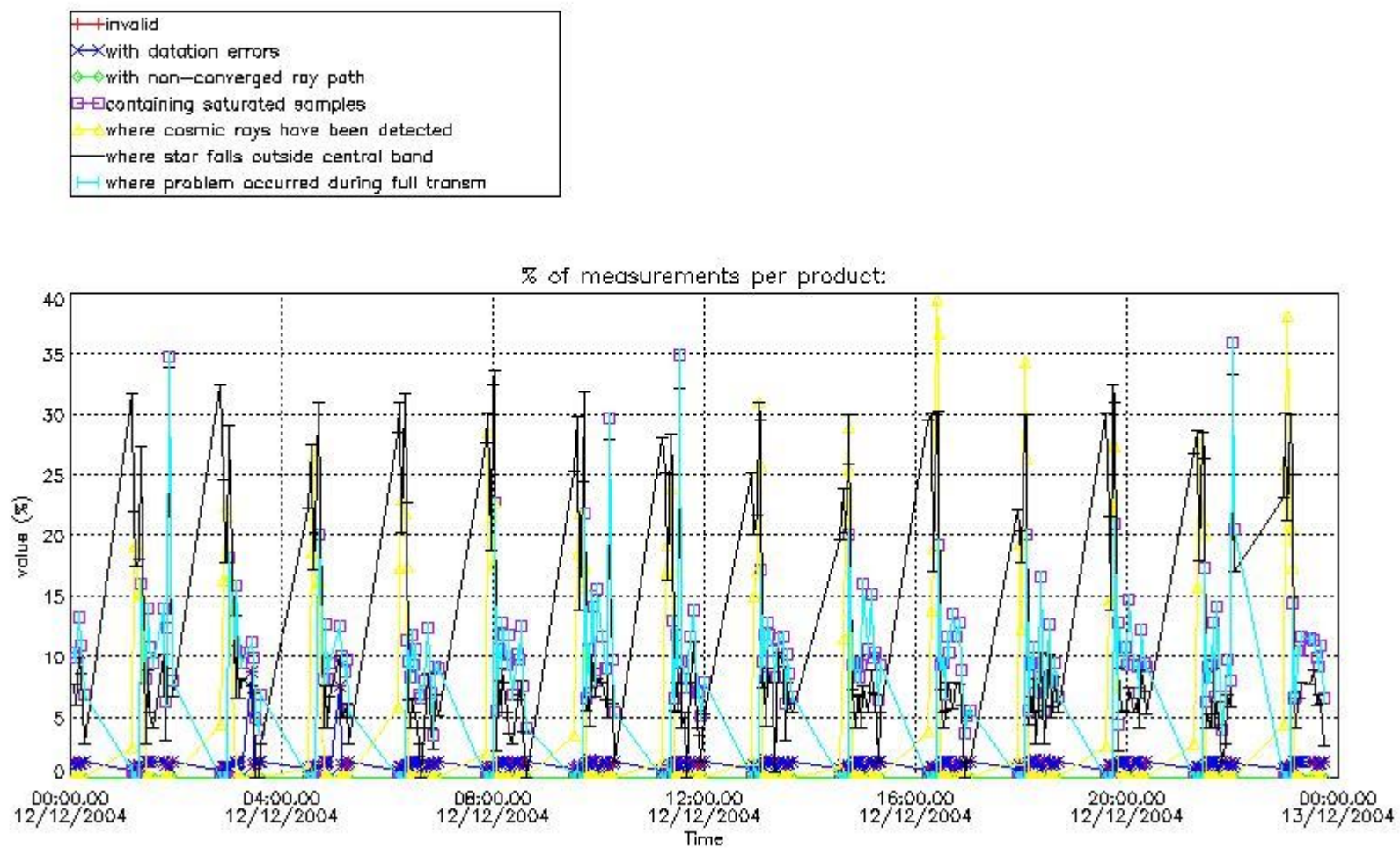
##### 4.1 Plot quality information per product (time dependant) coming from level 1b processing

##### 4.1.1 Plot level 1 quality information per product (time dependant): ENVISAT ASCENDING passes



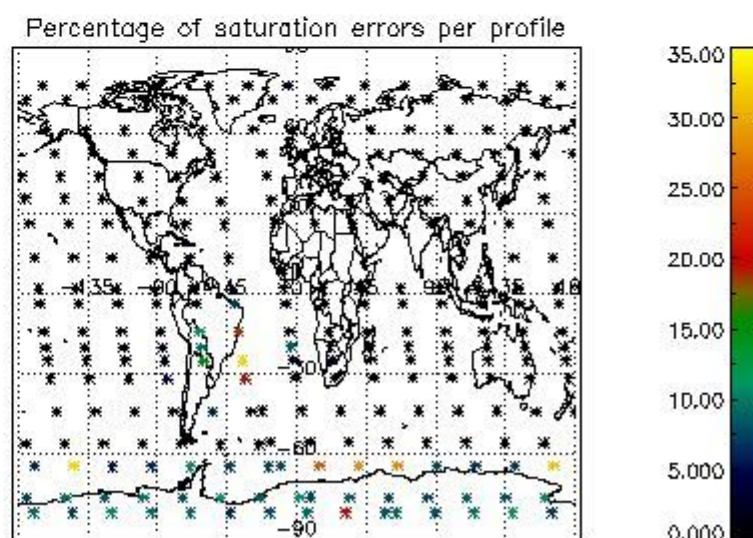
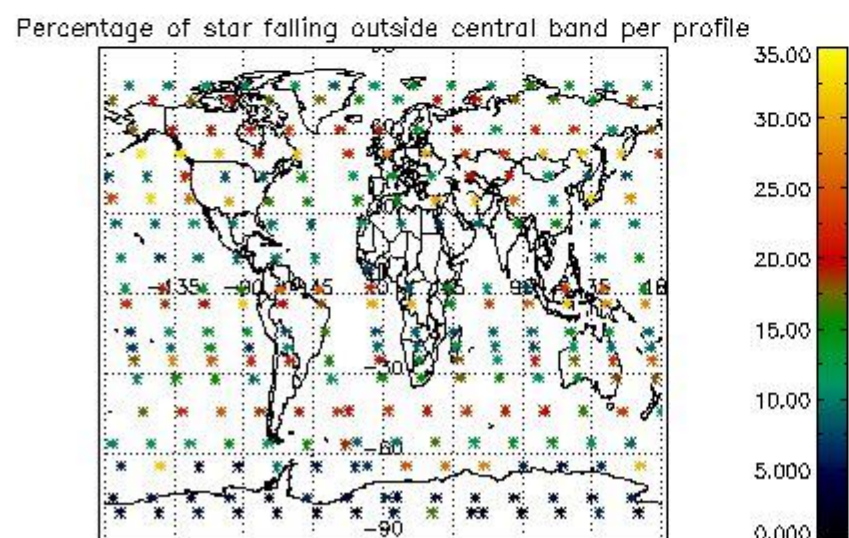
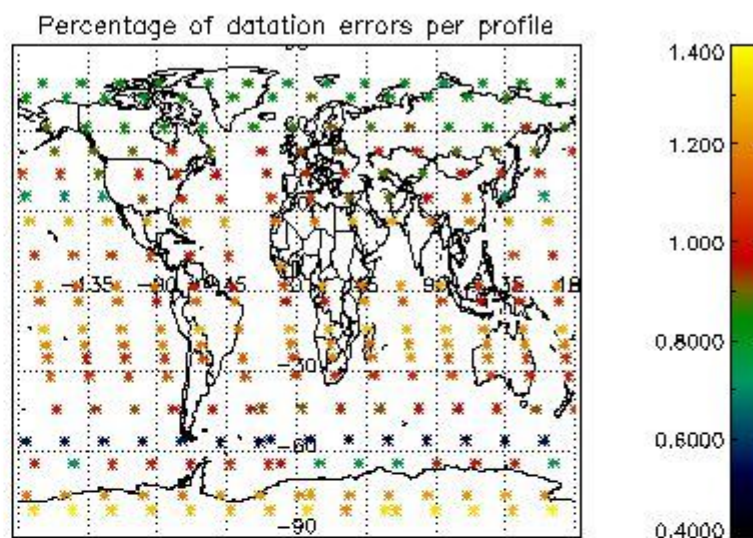
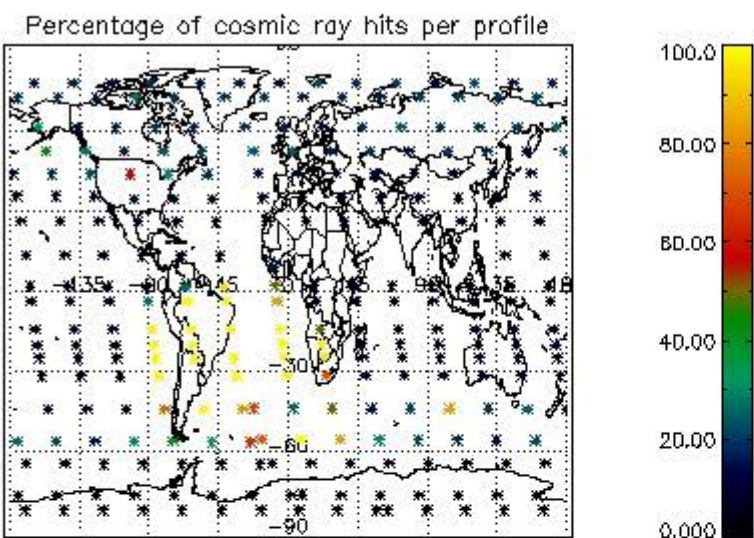
4.1.2 Plot level 1 quality information per product (time dependant): ENVI SAT DESCENDING passes





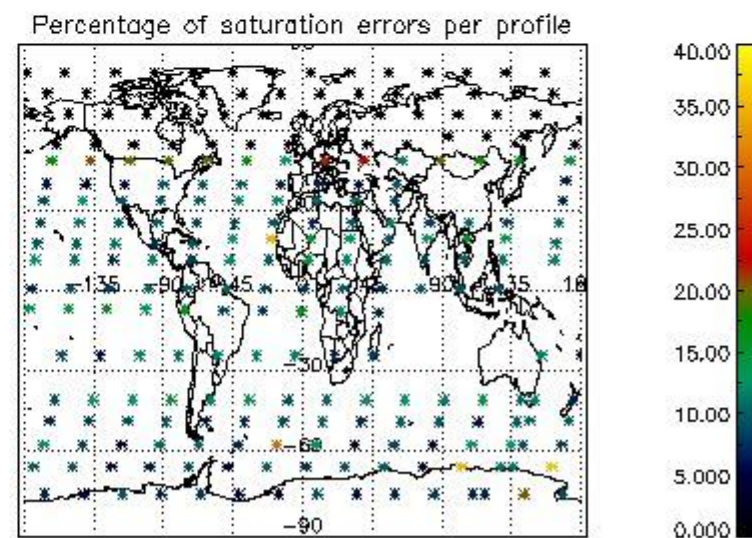
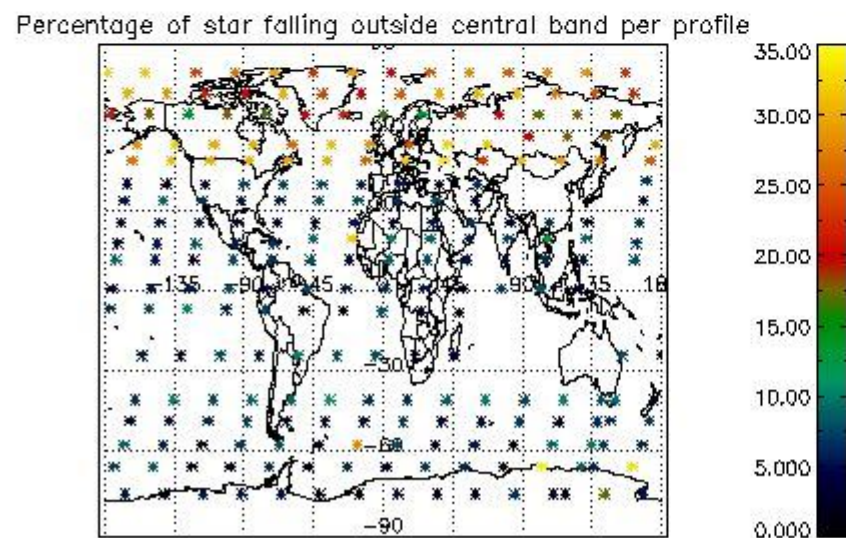
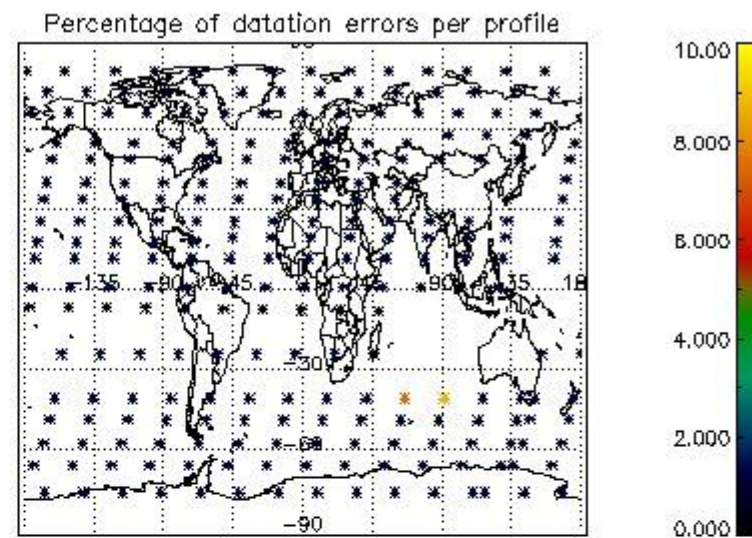
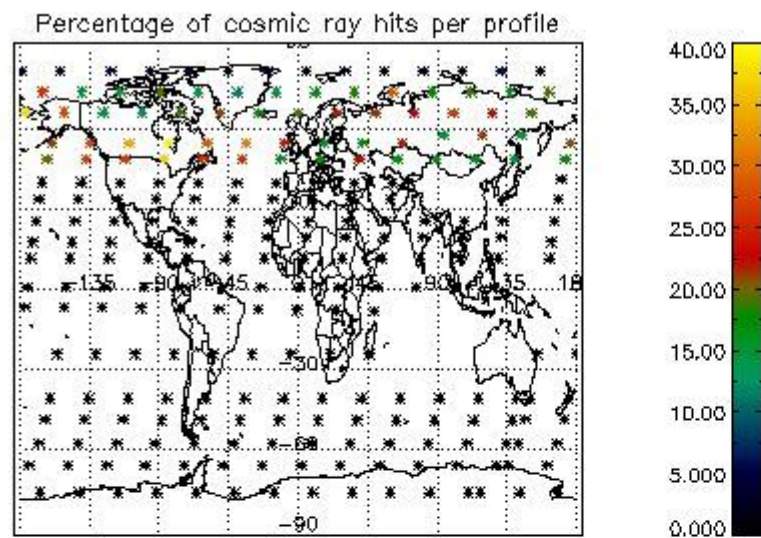
4.2 Plot quality information per product coming from level 1b processing (world map)

4.2.1 Plot level 1 quality information per product (world map): ENVISAT ASCENDING passes



4.2.2 Plot level 1 quality information per product (world map): ENVISAT DESCENDING passes





## 5. Trace gas profiles

### 5.1 Ozone statistics based on quality of products

The final quality of the products can be "measured" using the STD (Standard Deviation) attached to every point profile. This information is written to the parameter GOM\_NL\_\_2P/NL\_LOCAL\_SPECIES\_DENSITY/o3\_std of the level 2 products. The table below shows the statistics for given STD ranges.

The statistics are given with respect to the overall valid production:

- Products without fatal errors: GOM\_NL\_\_2P/MPH/PRODUCT\_ERR=0
- Valid point profile: GOM\_NL\_\_2P/NL\_LOCAL\_SPECIES\_DENSITY/pcd(0)=0

The 'Criteria' is applied to valid points of dark limb products:

- Products in dark limb illumination condition: GOM\_NL\_\_2P/NL\_SUMMARY\_QUALITY/obs\_ill\_cond=0
- Products without fatal errors: GOM\_NL\_\_2P/MPH/PRODUCT\_ERR=0
- Valid point profile: GOM\_NL\_\_2P/NL\_LOCAL\_SPECIES\_DENSITY/pcd(0)=0

So, the table below shows the percentage of dark limb and valid observations for each criteria with respect to the overall valid daily observations.

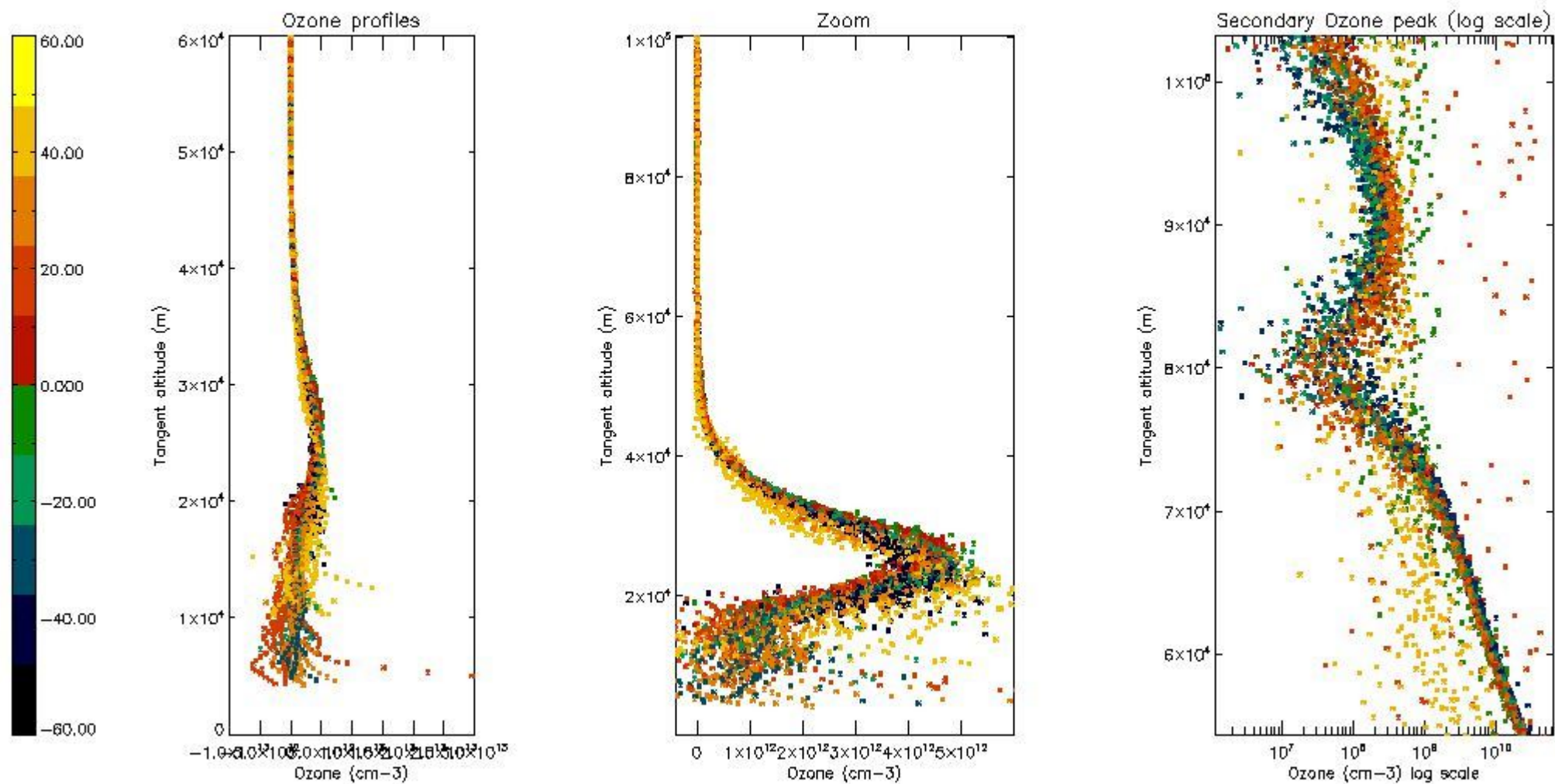
Criteria	% of total production
All STD	25
STD < 20	14



STD < 10	11
STD < 5	8

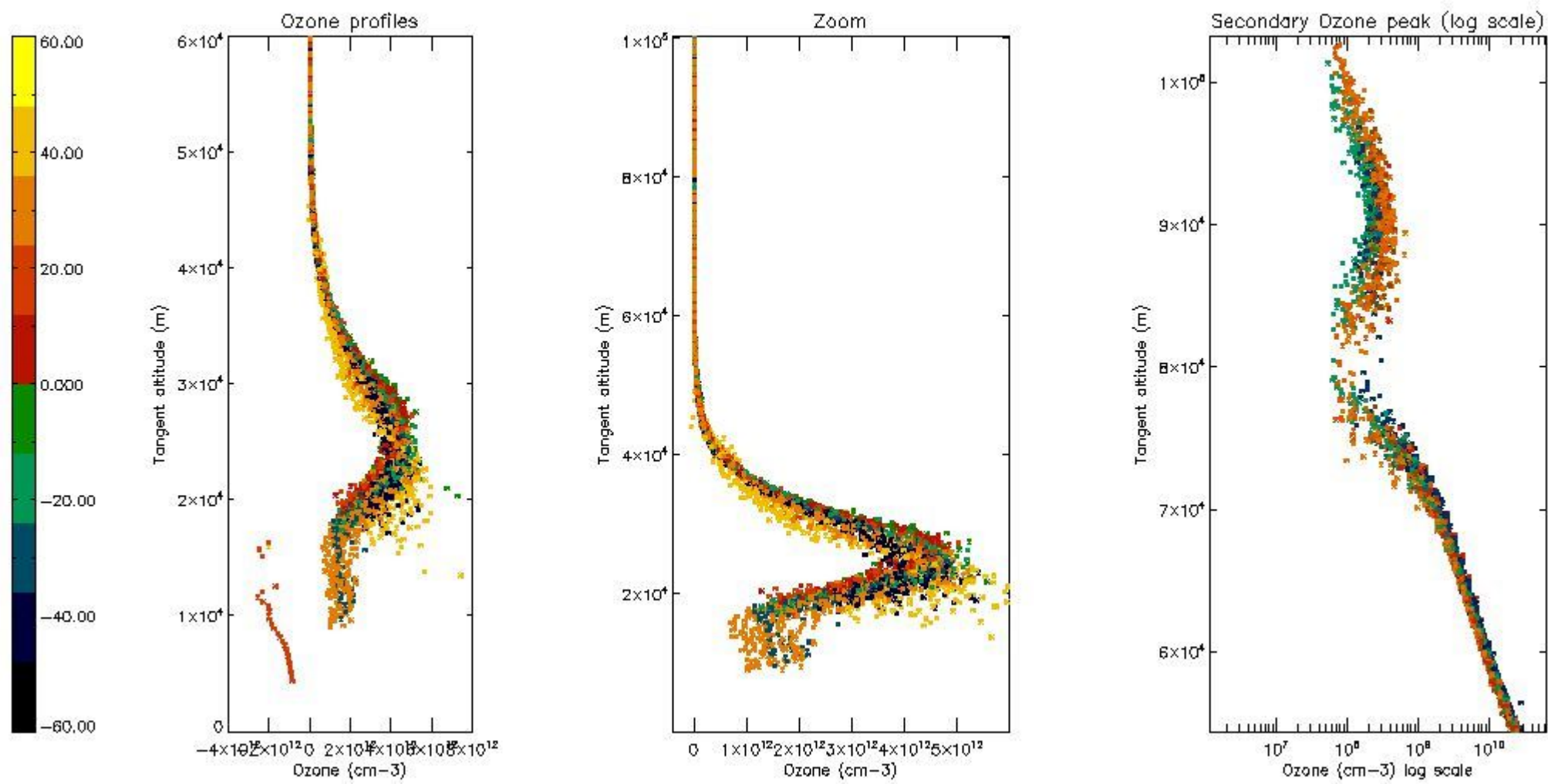
5.2 Plot ozone profiles for all STD (dark without errors)

The colorbar represents the latitude.



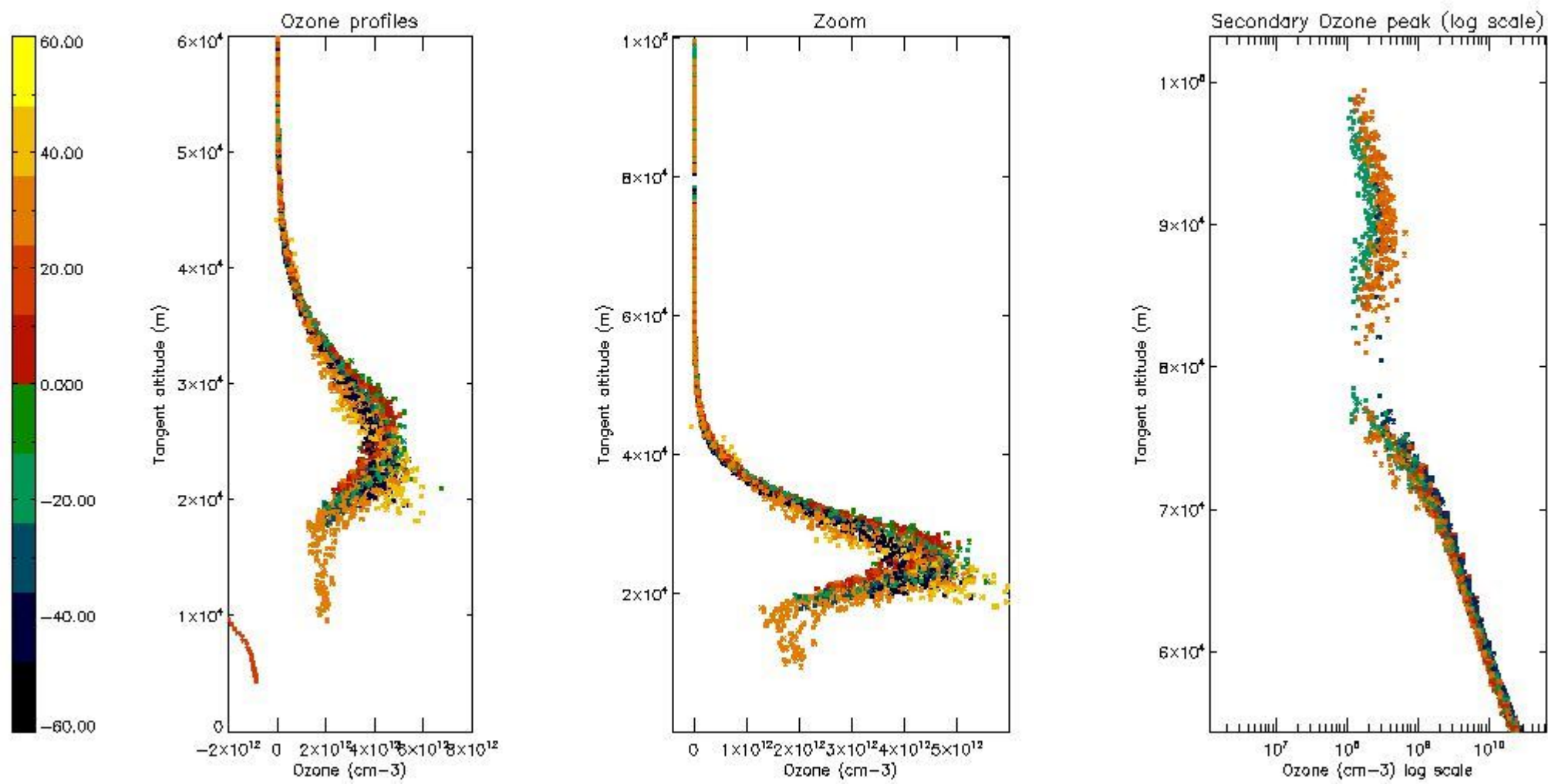
5.3 Plot ozone profiles where STD < 20% (dark without errors)

The colorbar represents the latitude.



*5.4 Plot ozone profiles where  $STD < 10\%$  (dark without errors)*

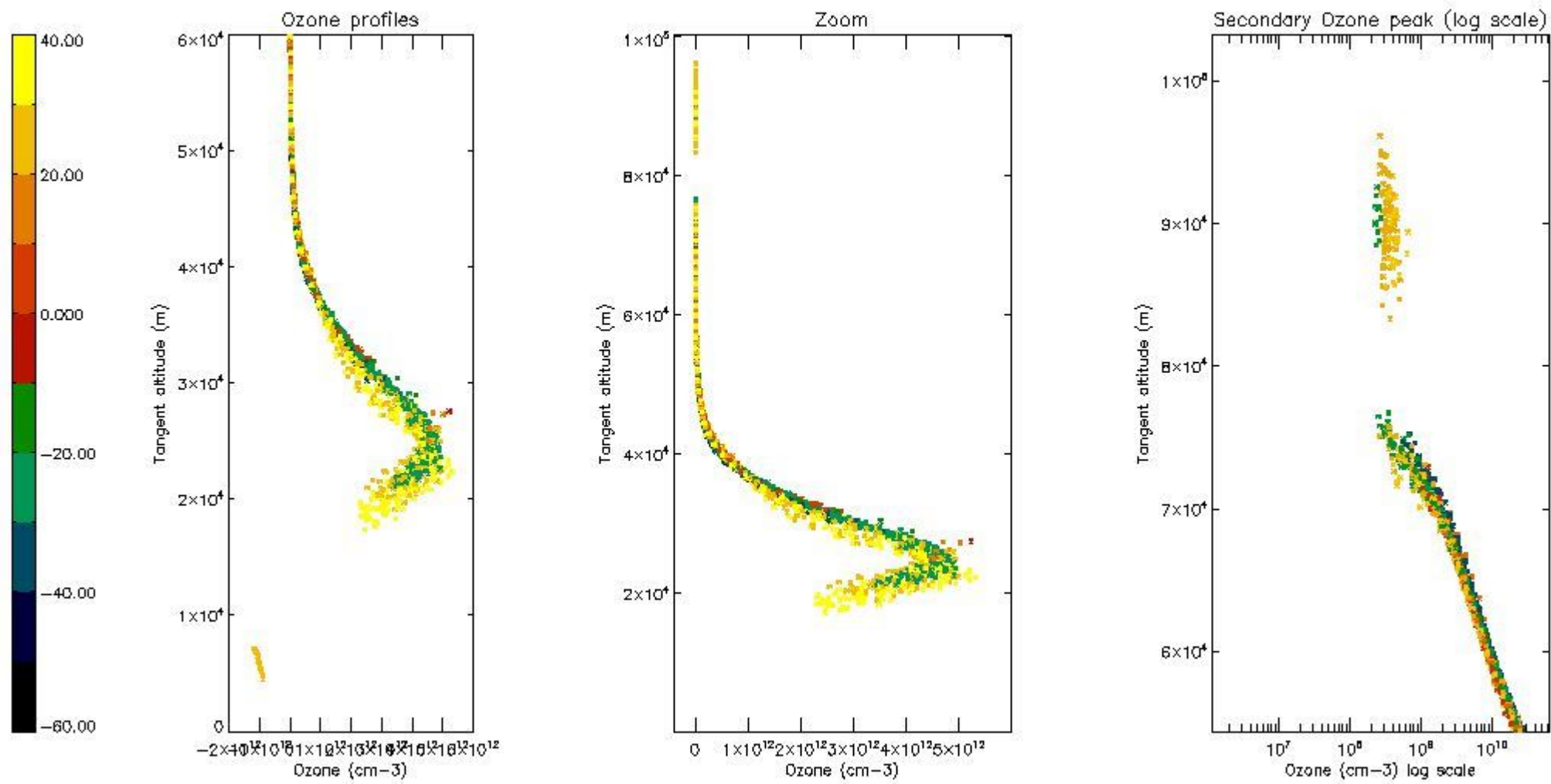
The colorbar represents the latitude.



*5.5 Plot ozone profiles where STD < 5% (dark without errors)*

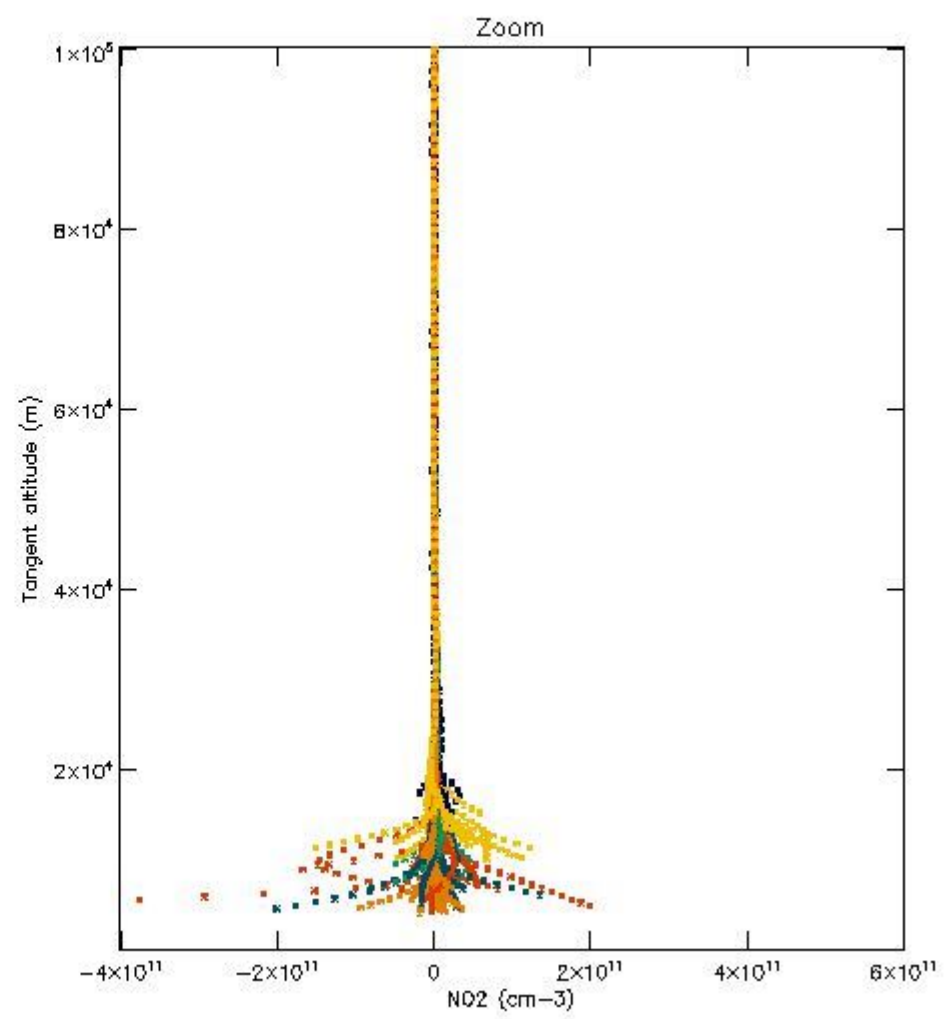
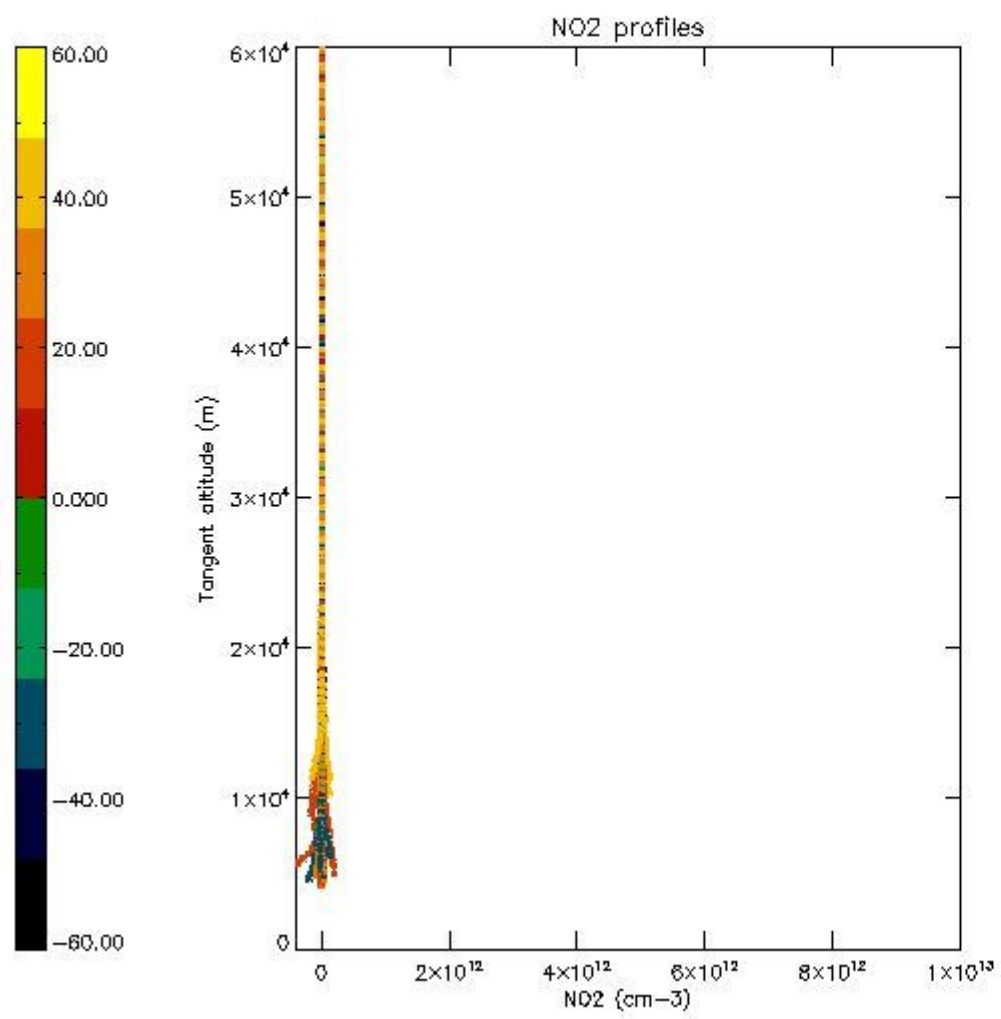
The colorbar represents the latitude.





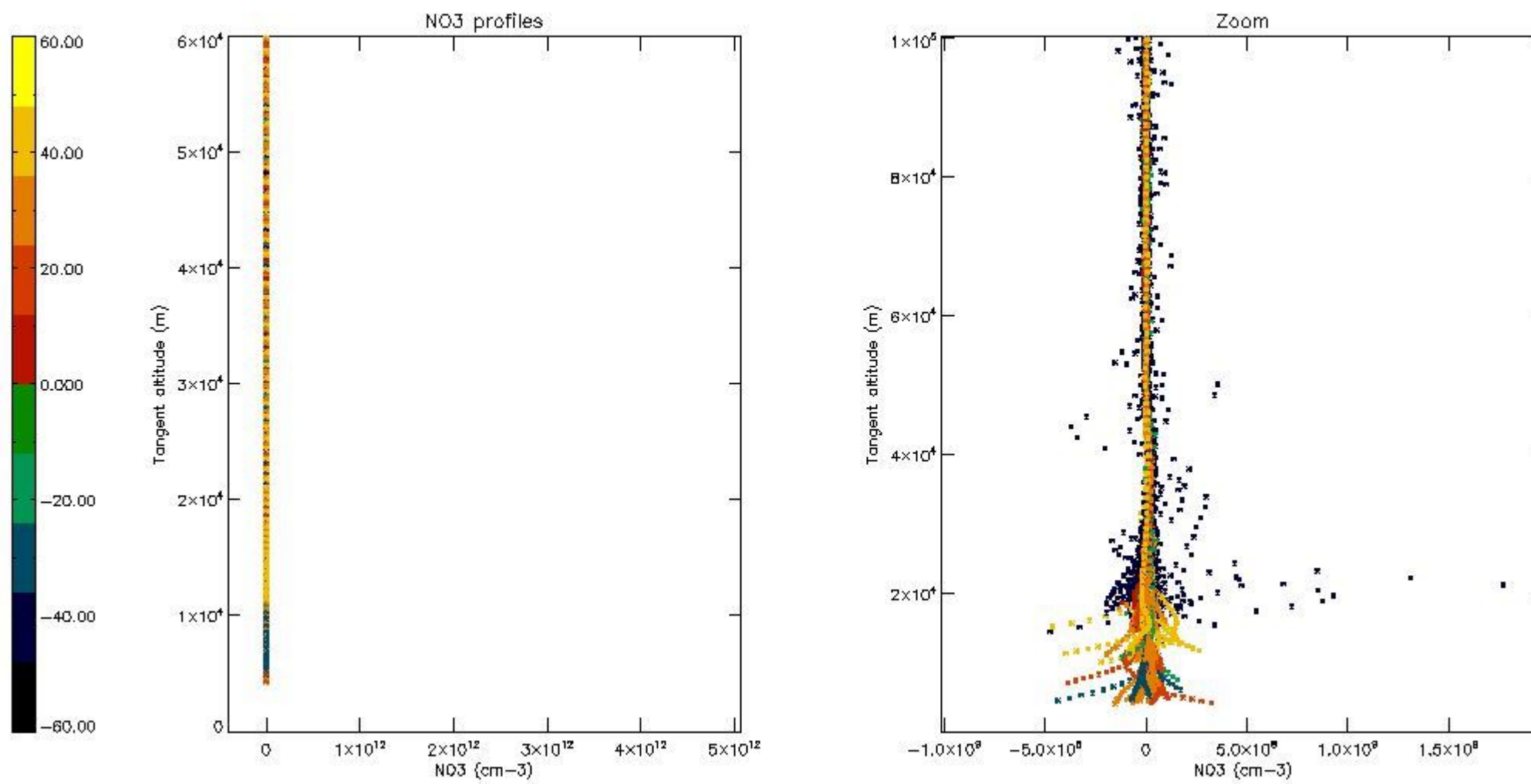
*5.6 Plot NO<sub>2</sub> profiles for all STD (dark without errors)*

The colorbar represents the latitude.



*5.7 Plot NO3 profiles for all STD (dark without errors)*

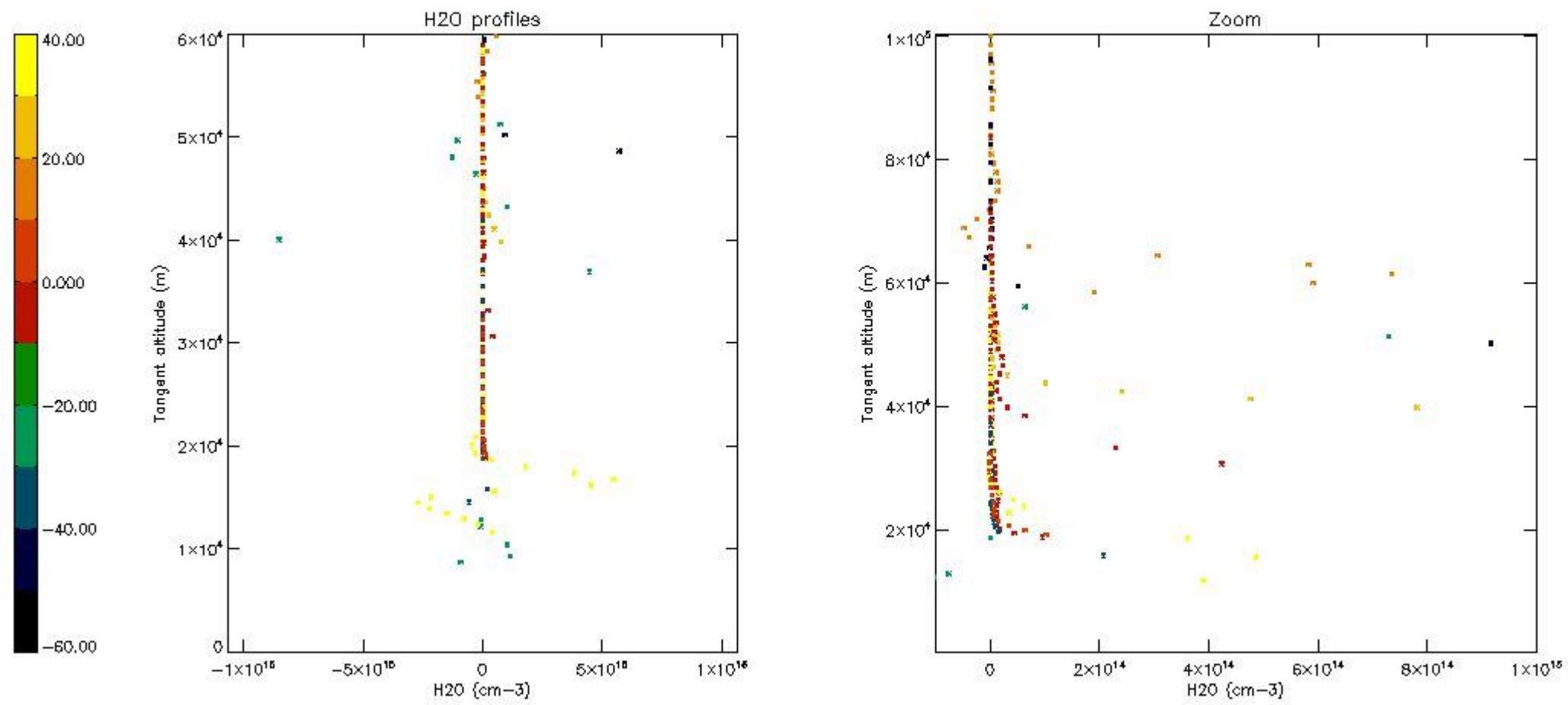
The colorbar represents the latitude.



*5.8 Plot H2O profiles for all STD (only for occultations of stars 1,2,3,4,13,14,16,26,63 dark without errors)*

The colorbar represents the latitude.

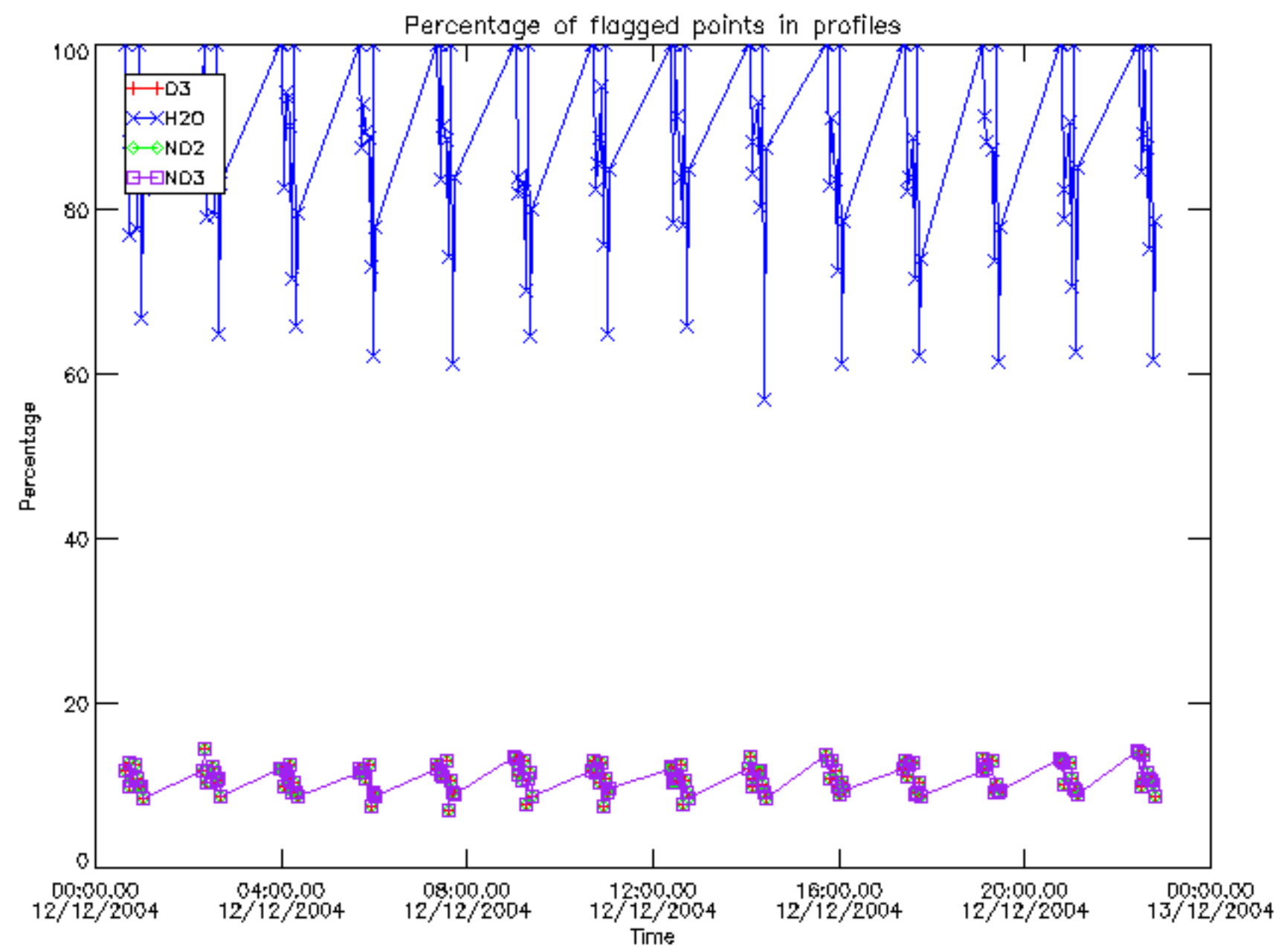




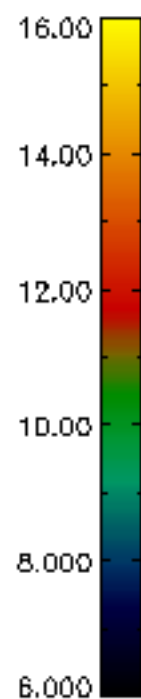
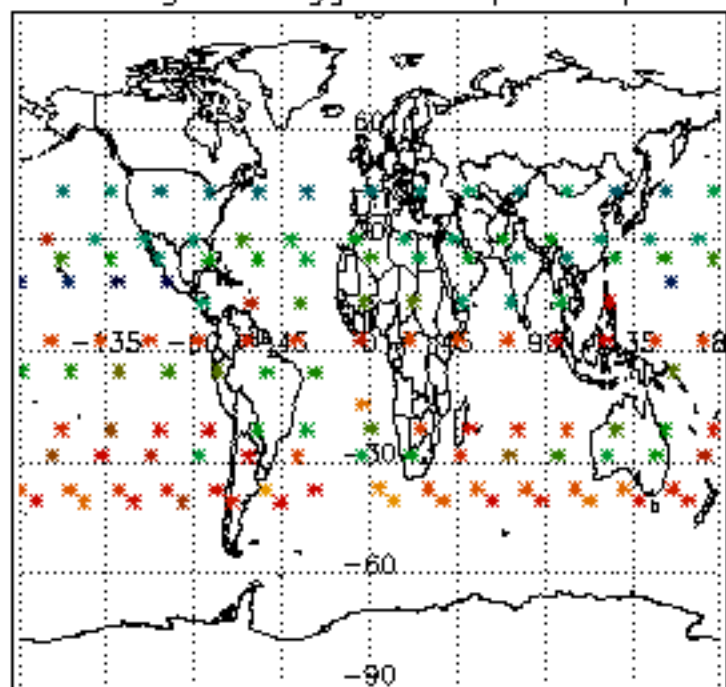
## 6. Auxiliary Data Files used for the production reported in section 2

The number reported in the third column indicates since which file (see list in section 2) the corresponding auxiliary file has been used. The fourth column is the date of those product files.

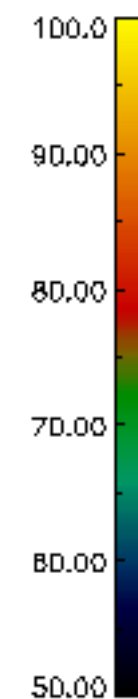
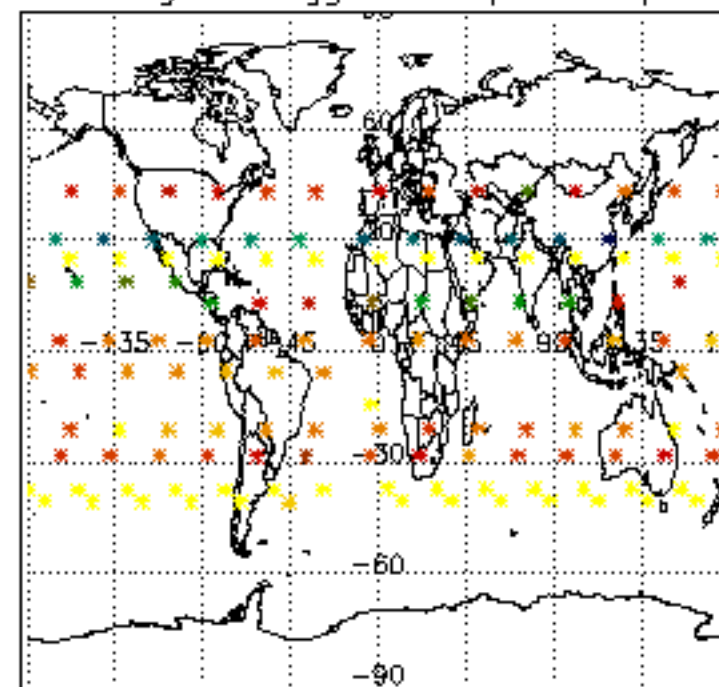
Type	Auxiliary Filename	Used since product	Used since product date
INST_PHYS_CHARACTERISTICS	GOM_INS_AXVIEC20091111_143220_20030716_120000_20500101_000000	1	12-DEC-2004 00:04:36
LEVEL-2_PROC_CONFIG	GOM_PR2_AXVIEC20091111_152718_20020301_000000_20500101_000000	1	12-DEC-2004 00:04:36
CROSS_SECTIONS_FILE	GOM_CRS_AXVIEC20091111_154832_20020301_000000_20500101_000000	1	12-DEC-2004 00:04:36



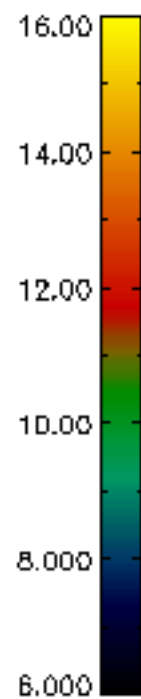
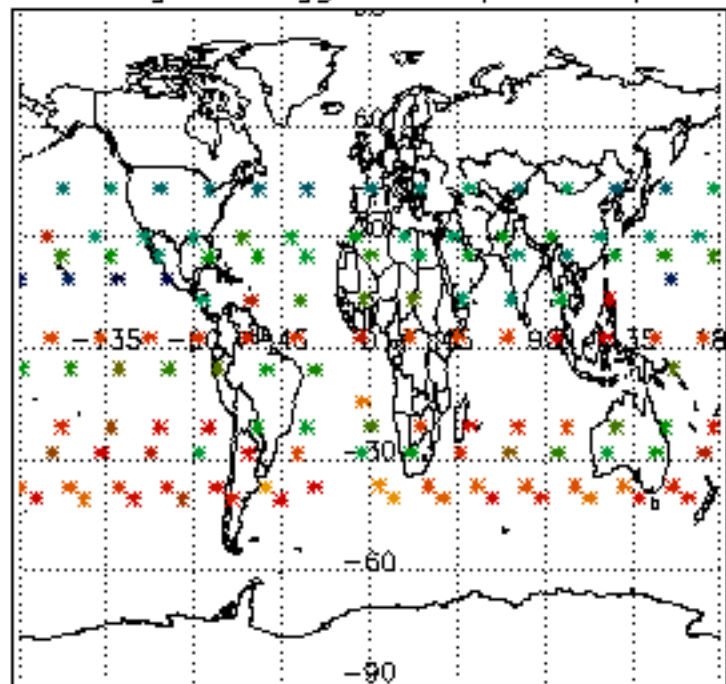
Percentage of flagged data per D3 profile



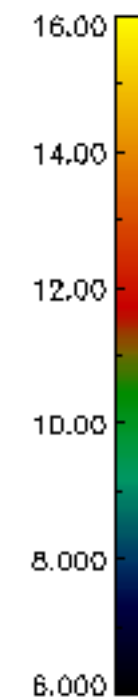
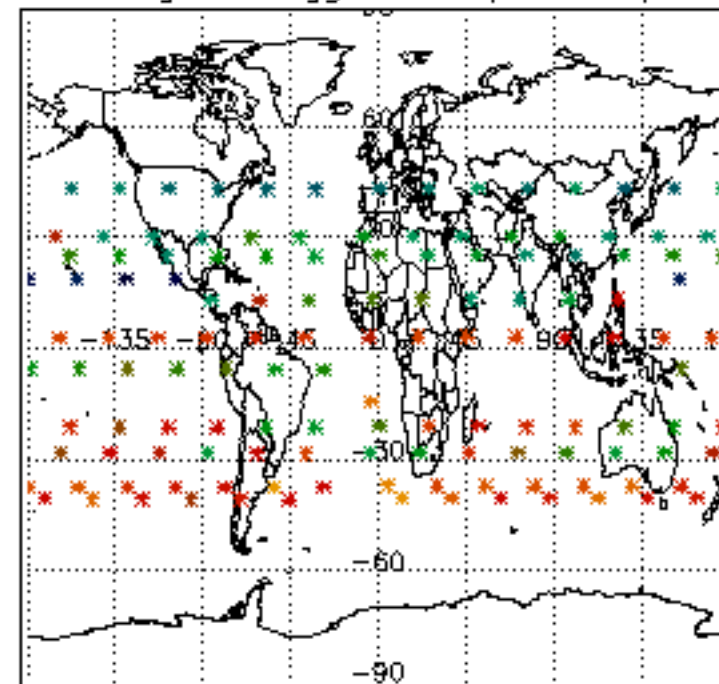
Percentage of flagged data per H2O profile



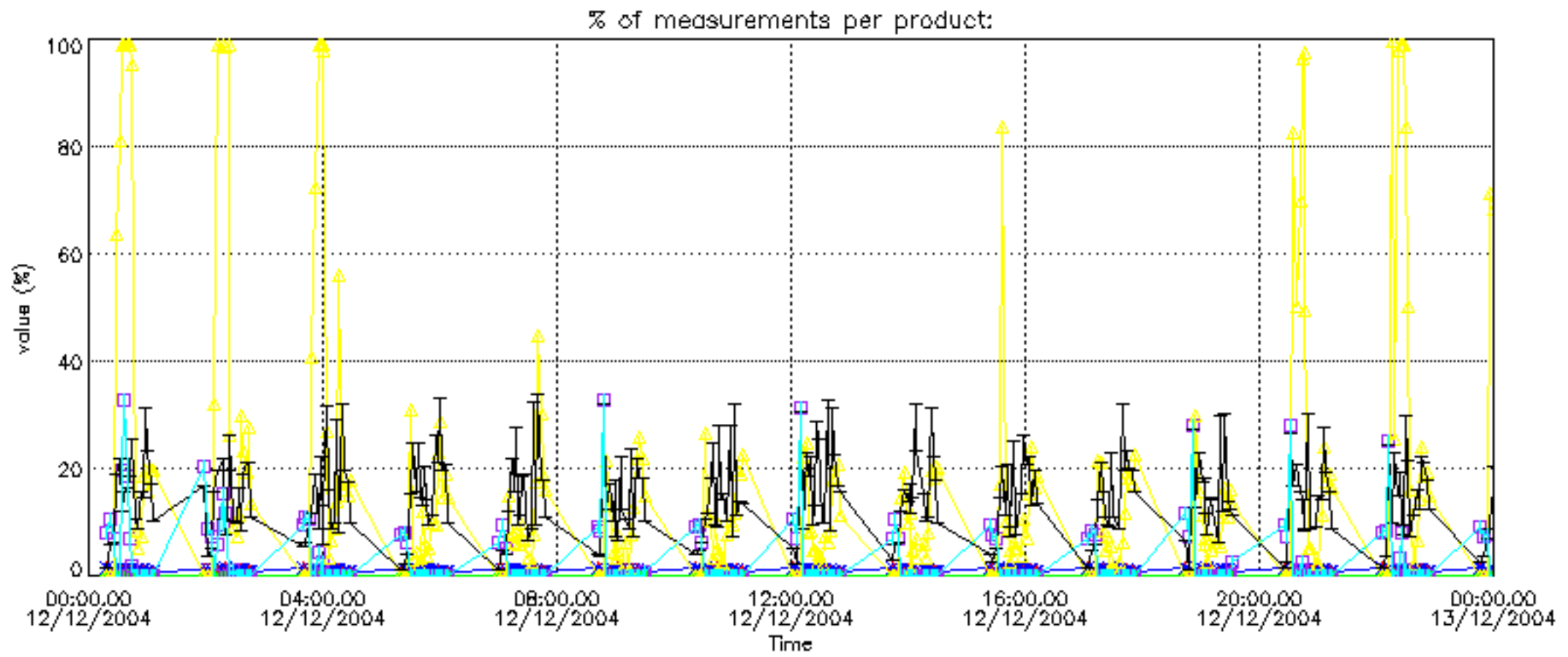
Percentage of flagged data per NO2 profile

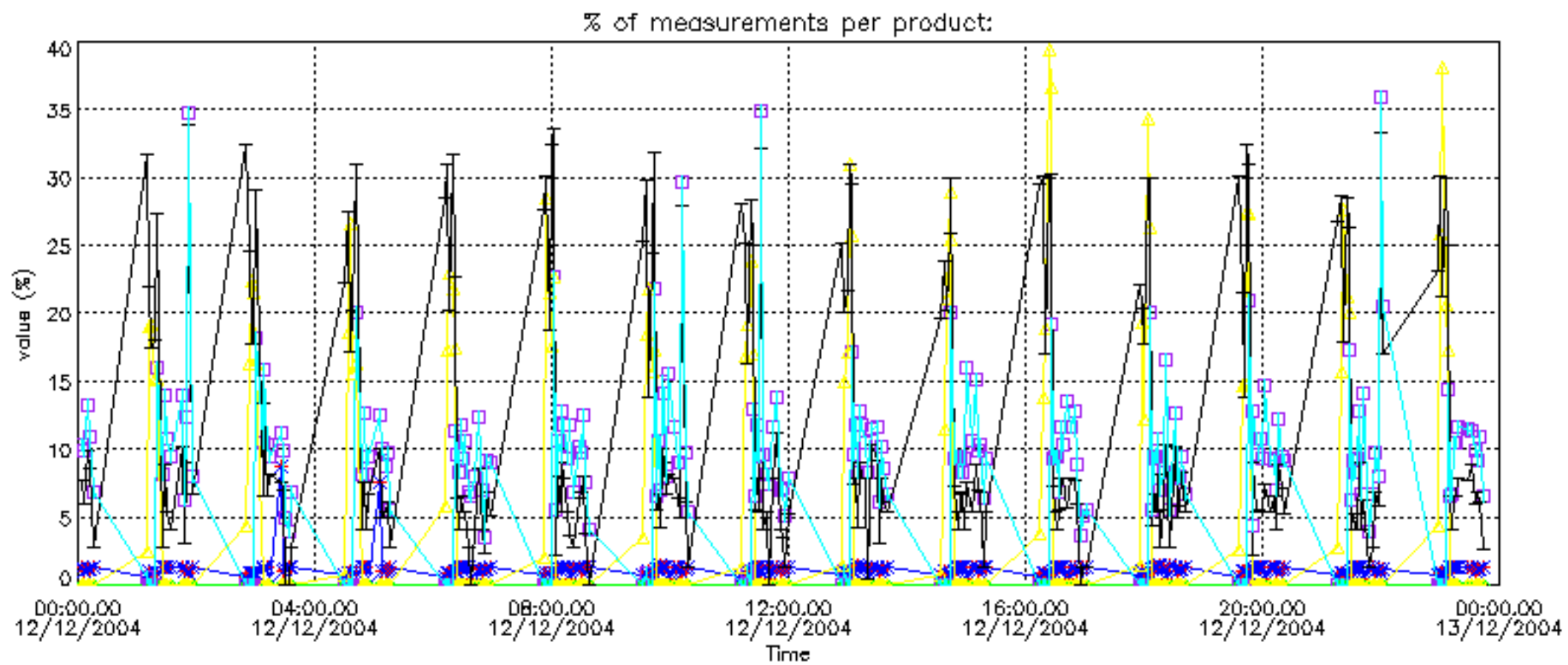


Percentage of flagged data per NO3 profile

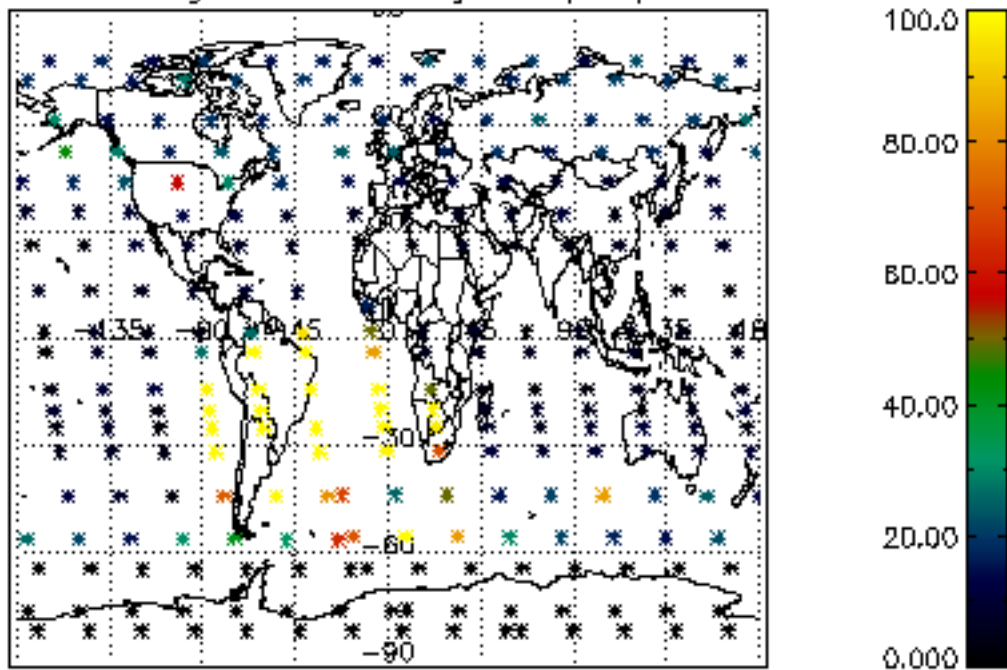




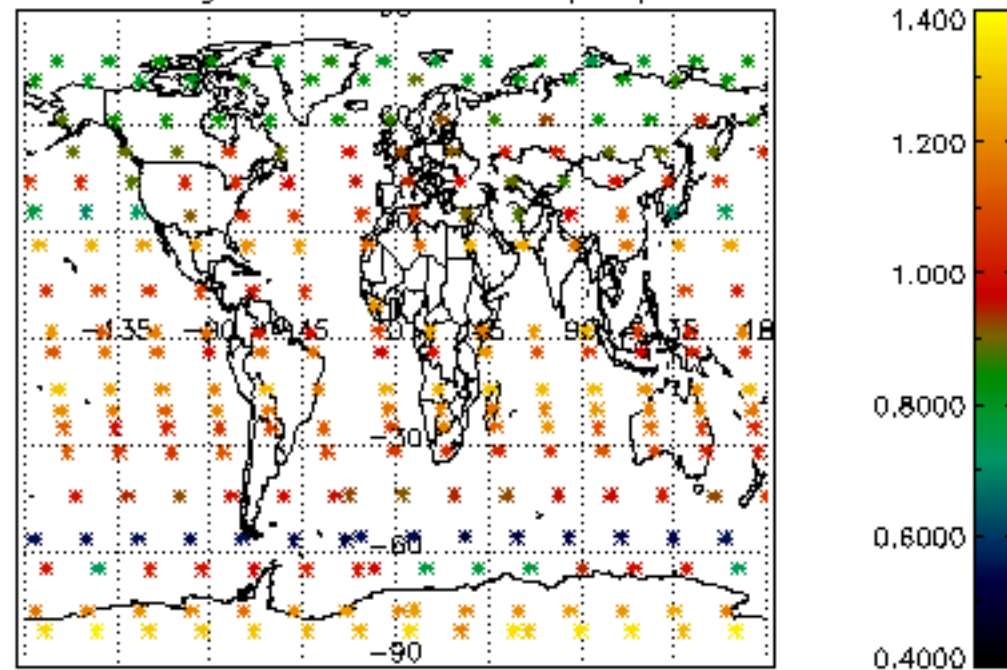




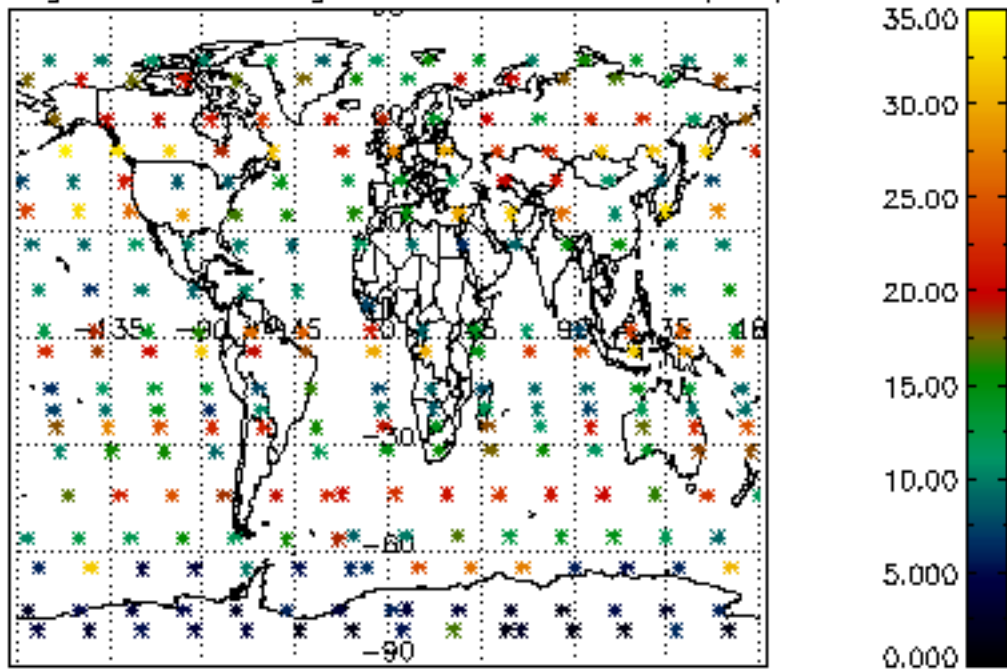
Percentage of cosmic ray hits per profile



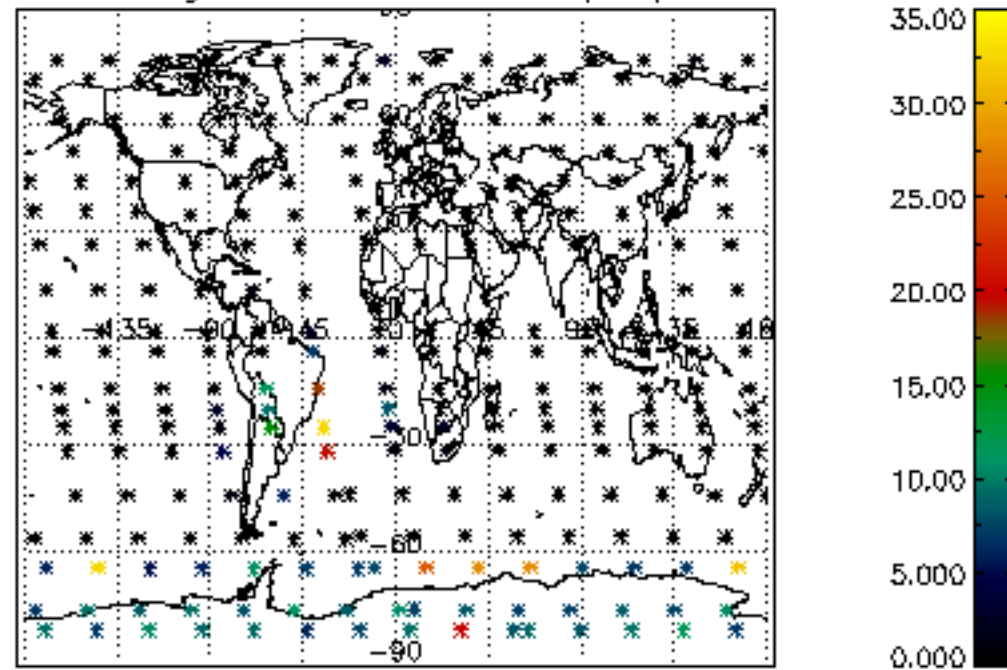
Percentage of datation errors per profile



Percentage of star falling outside central band per profile

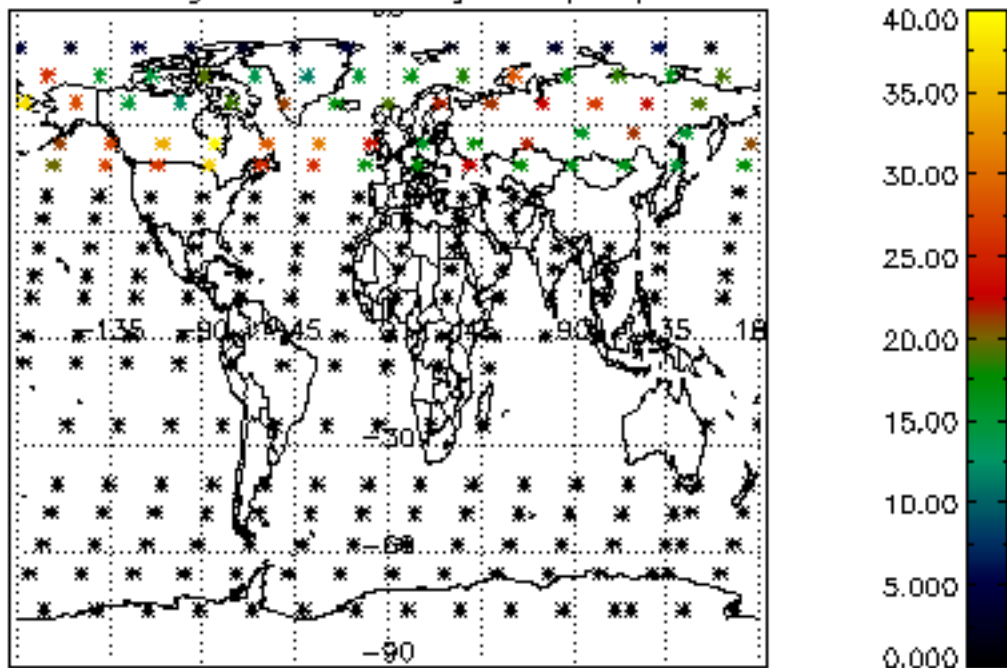


Percentage of saturation errors per profile

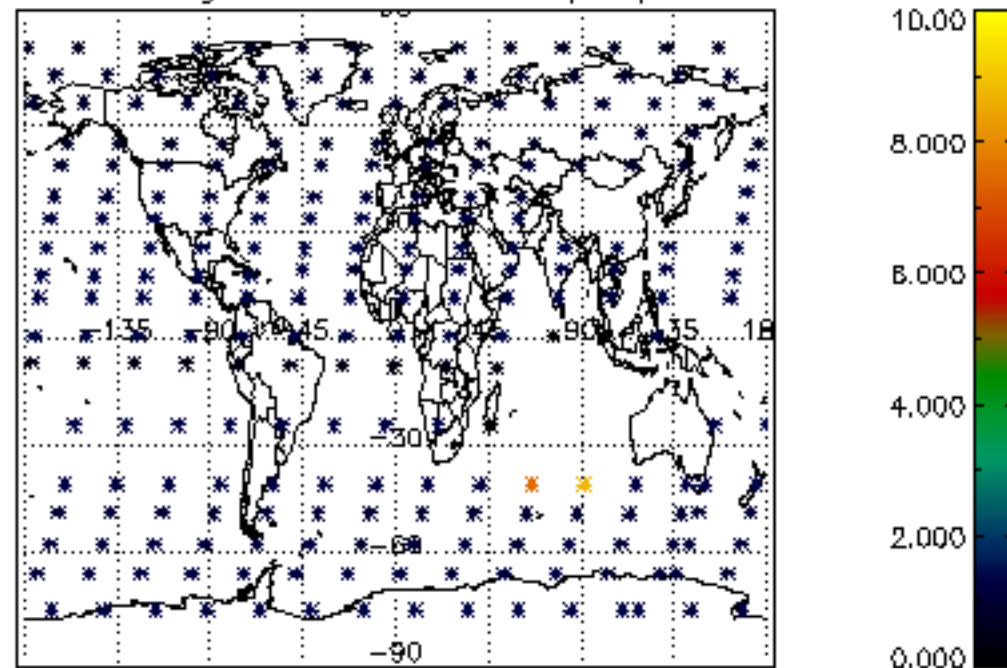




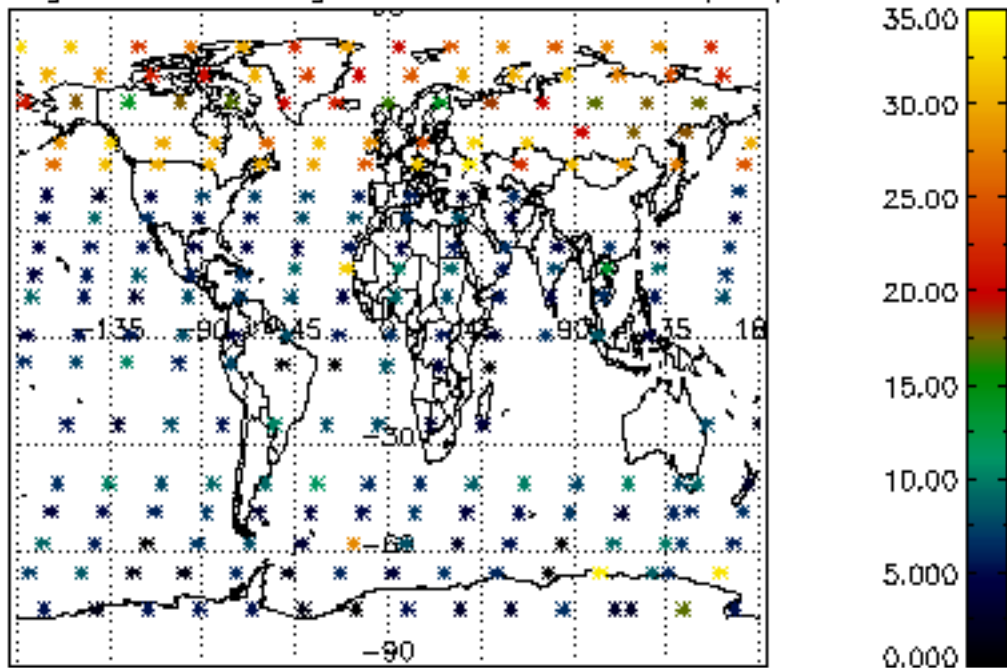
Percentage of cosmic ray hits per profile



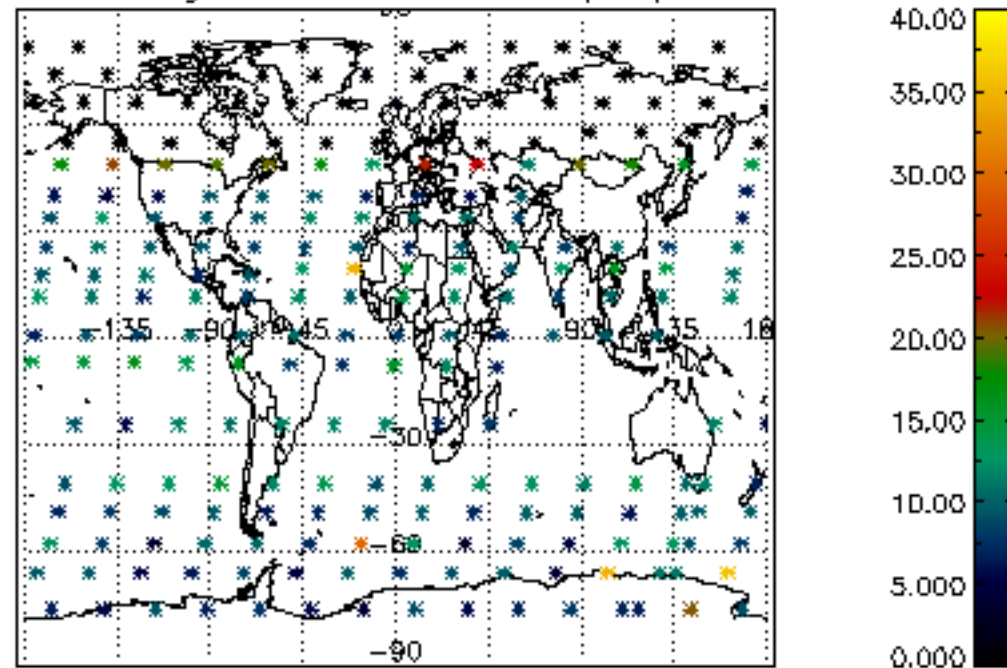
Percentage of datation errors per profile

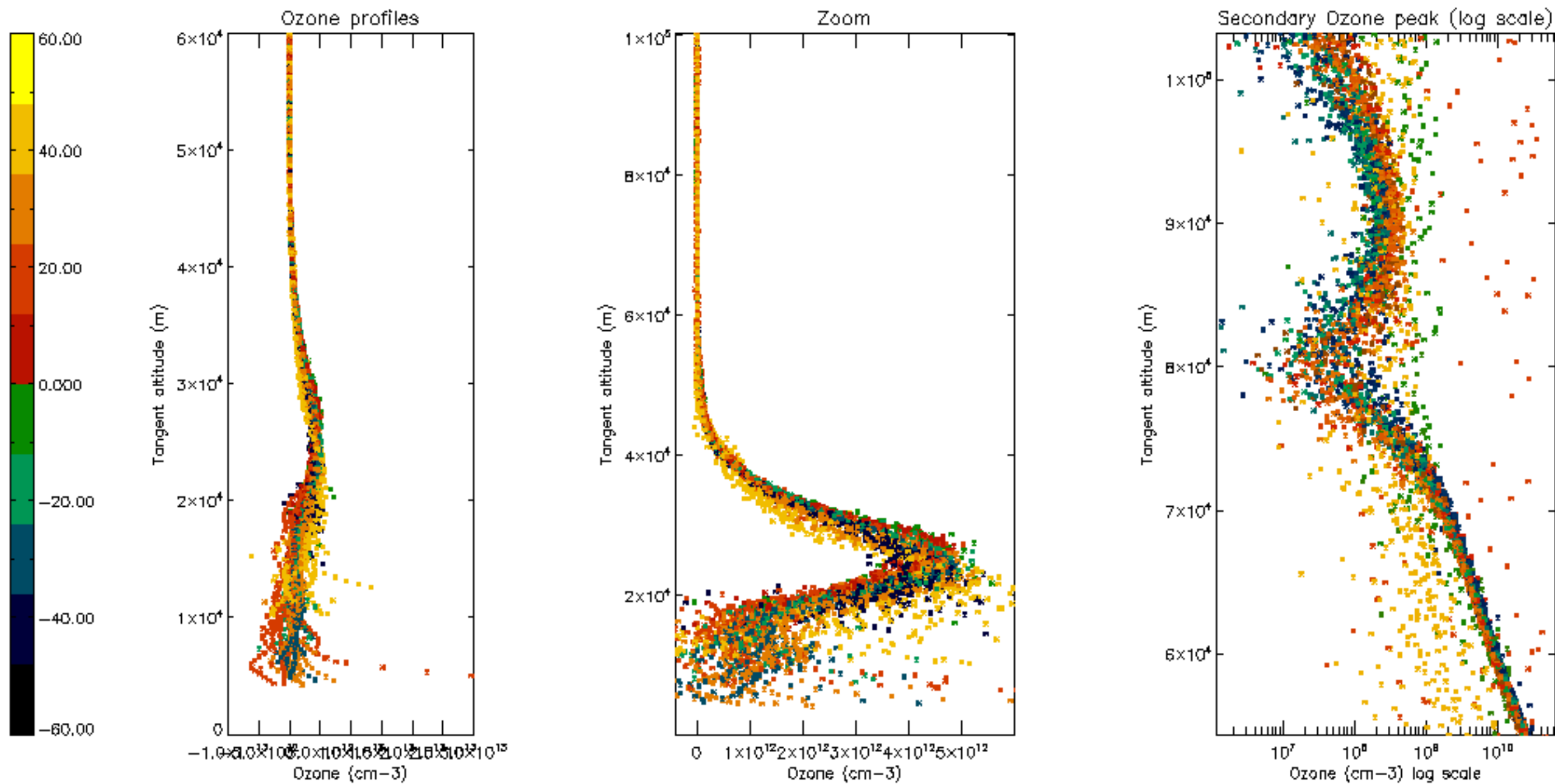


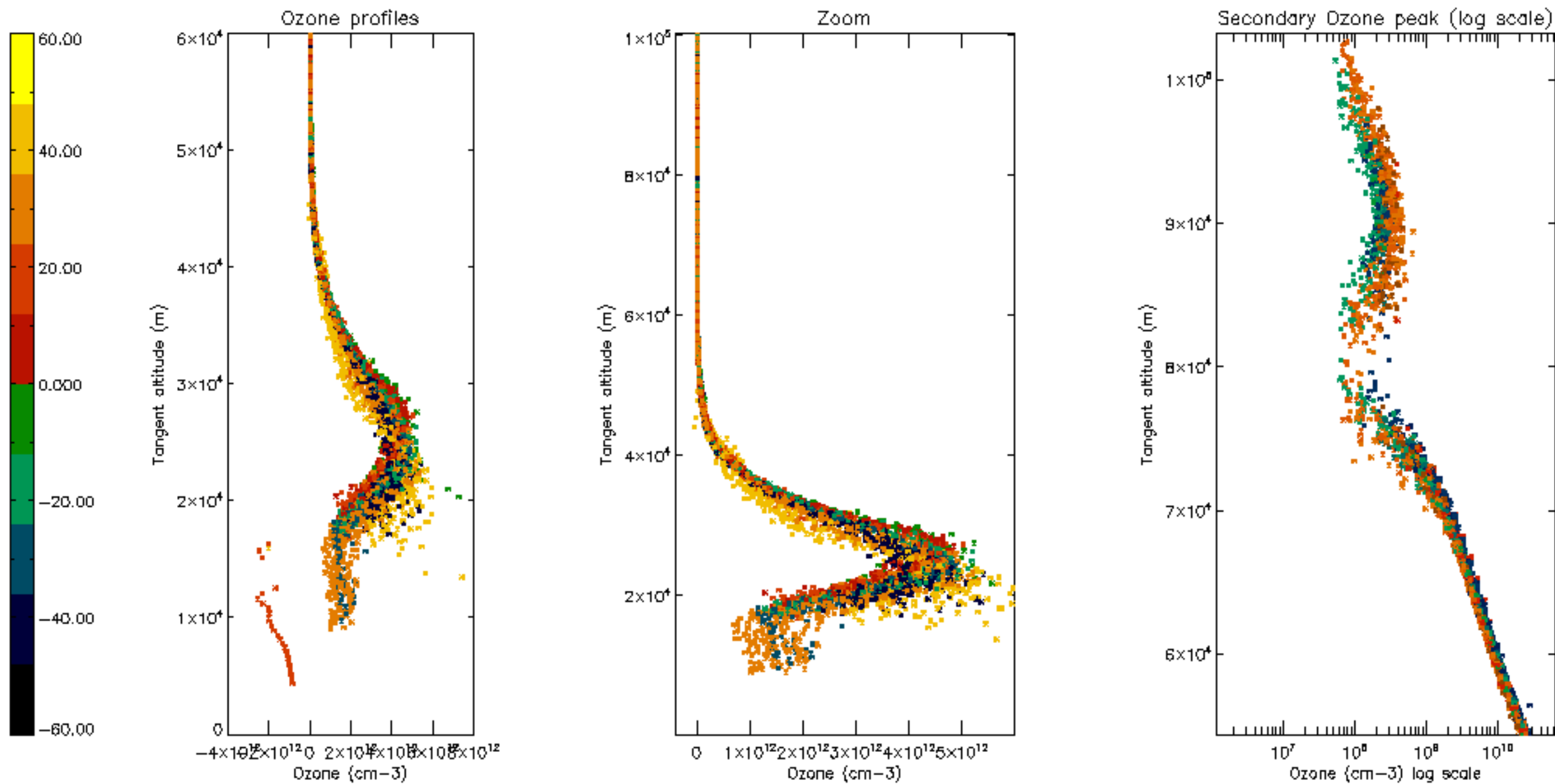
Percentage of star falling outside central band per profile



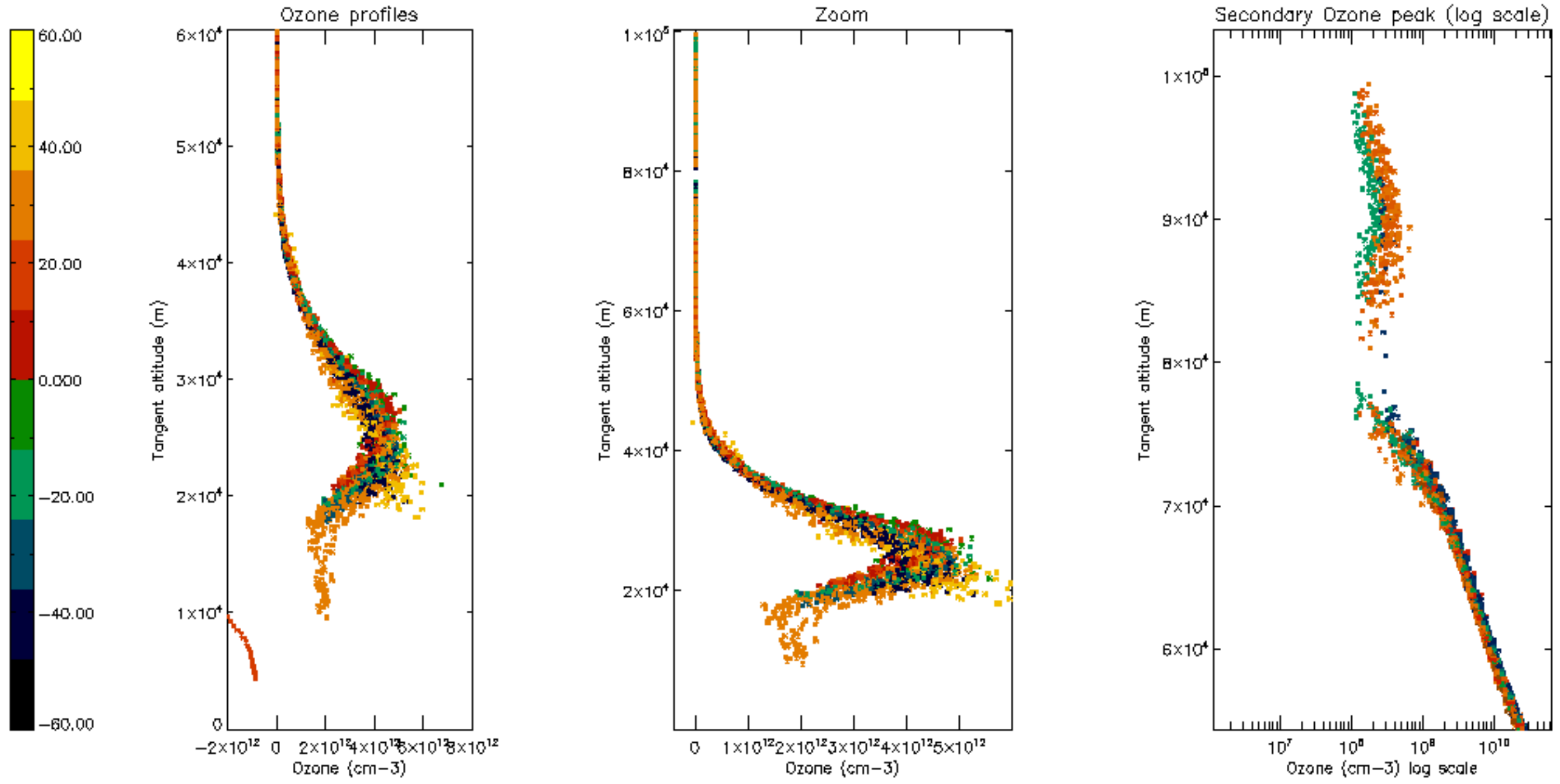
Percentage of saturation errors per profile

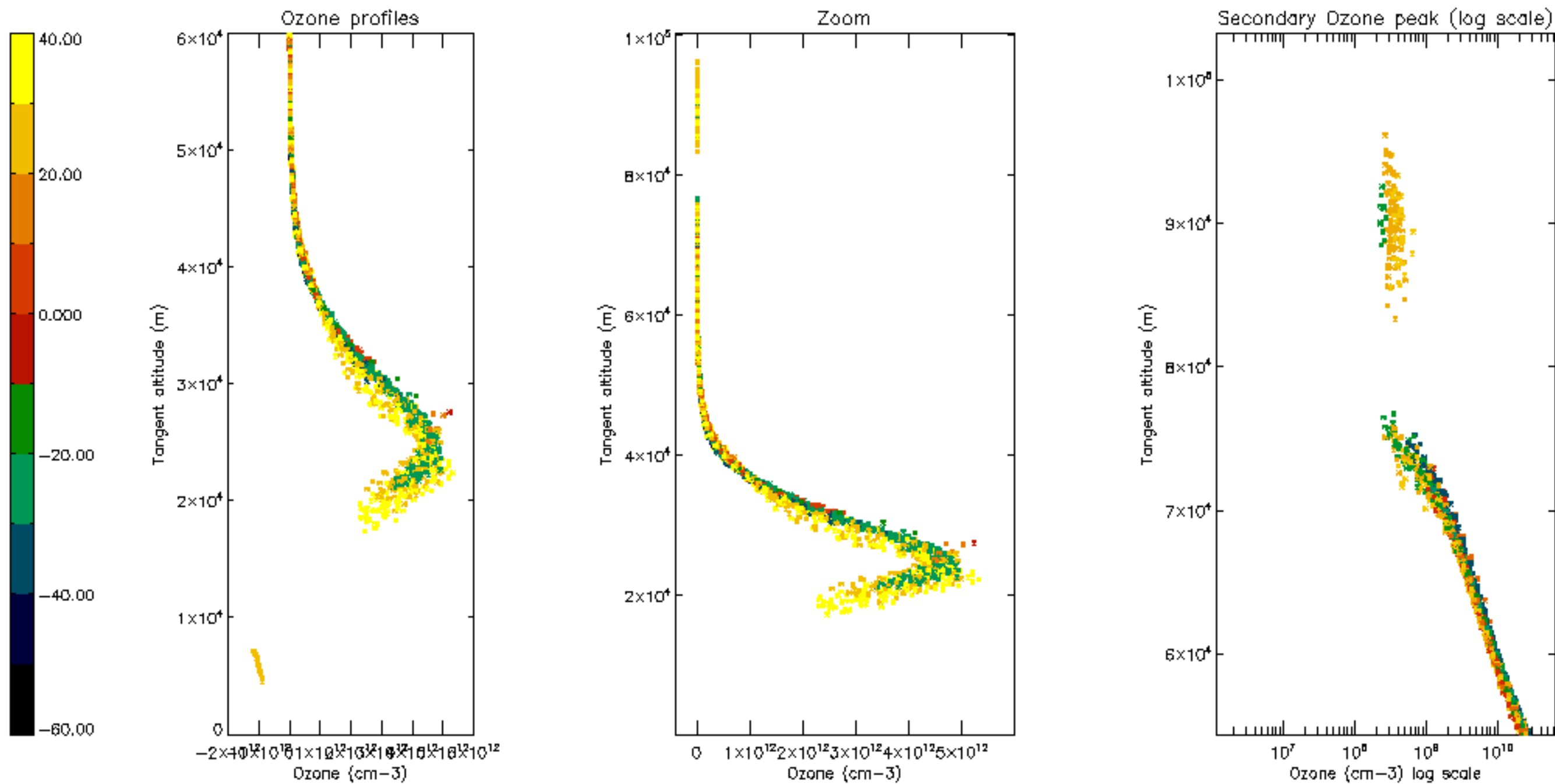


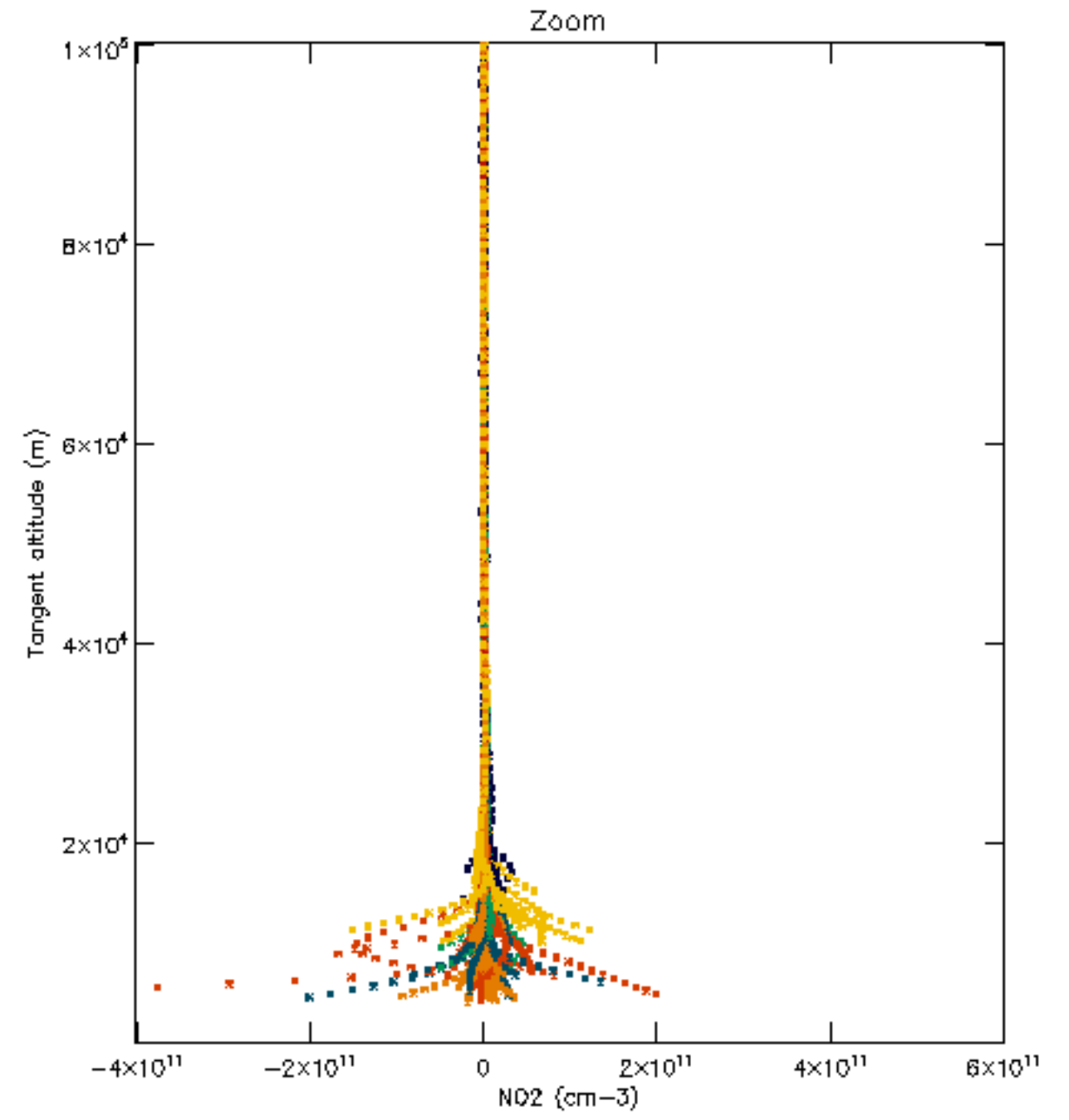
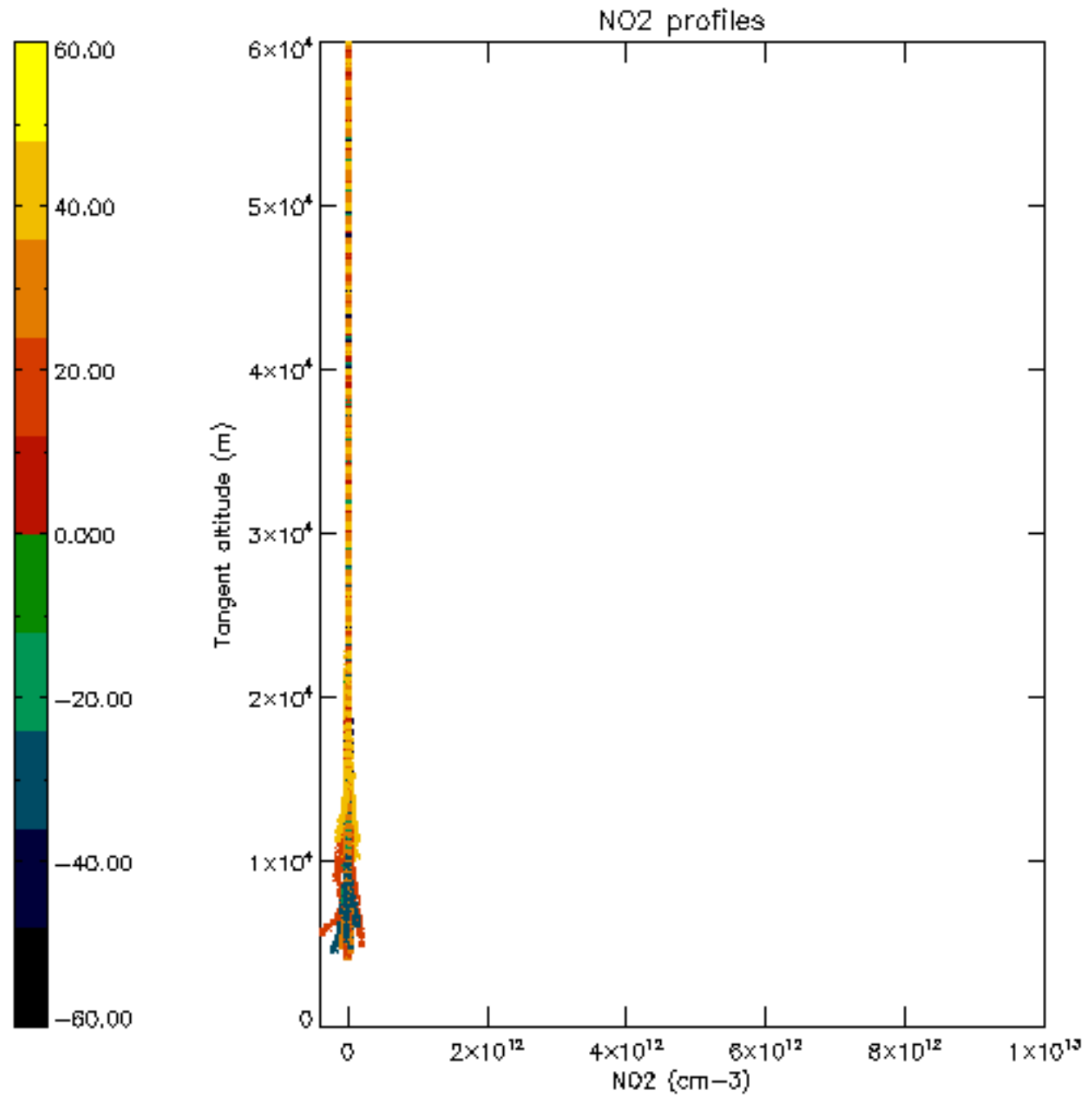




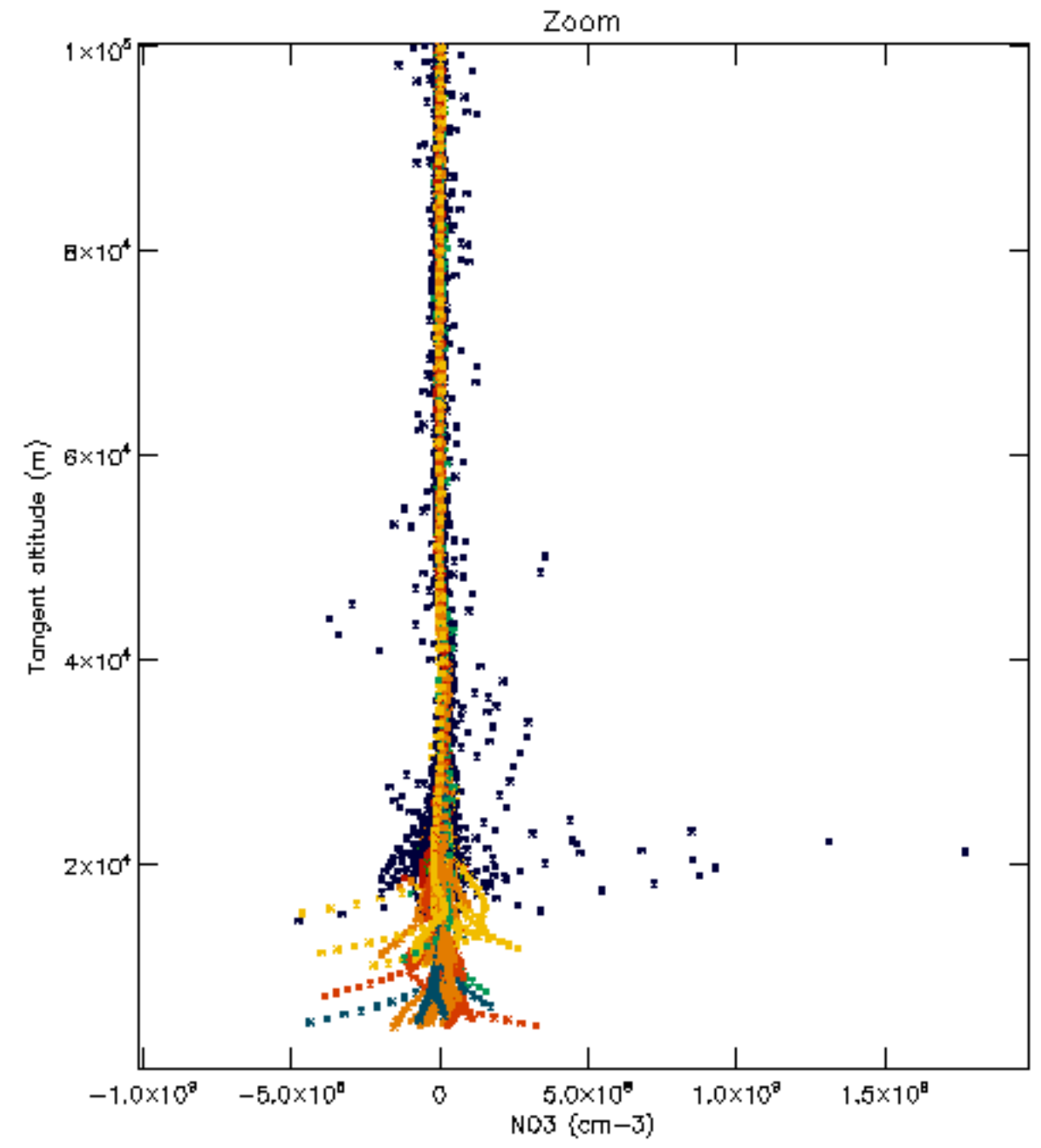
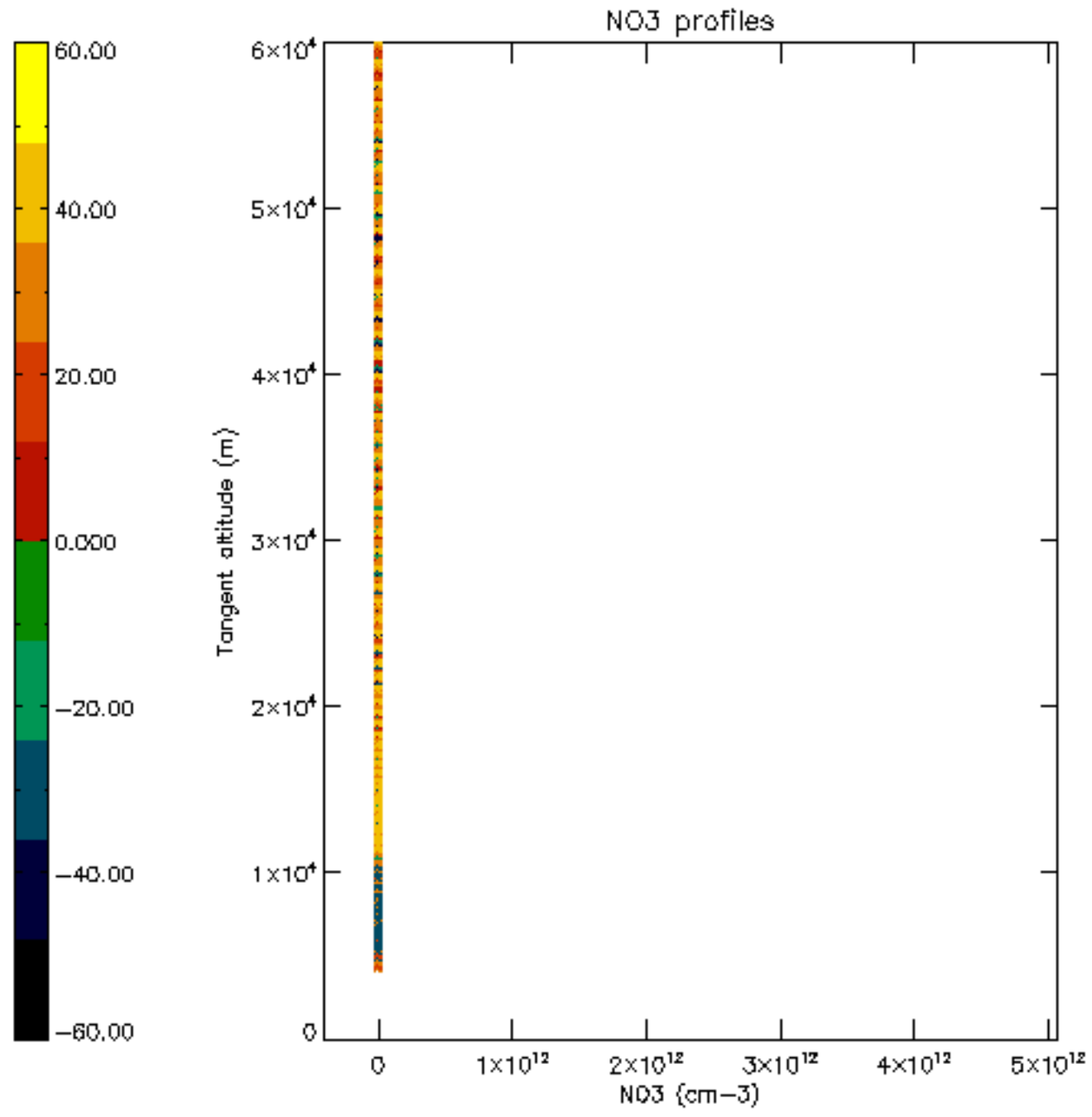


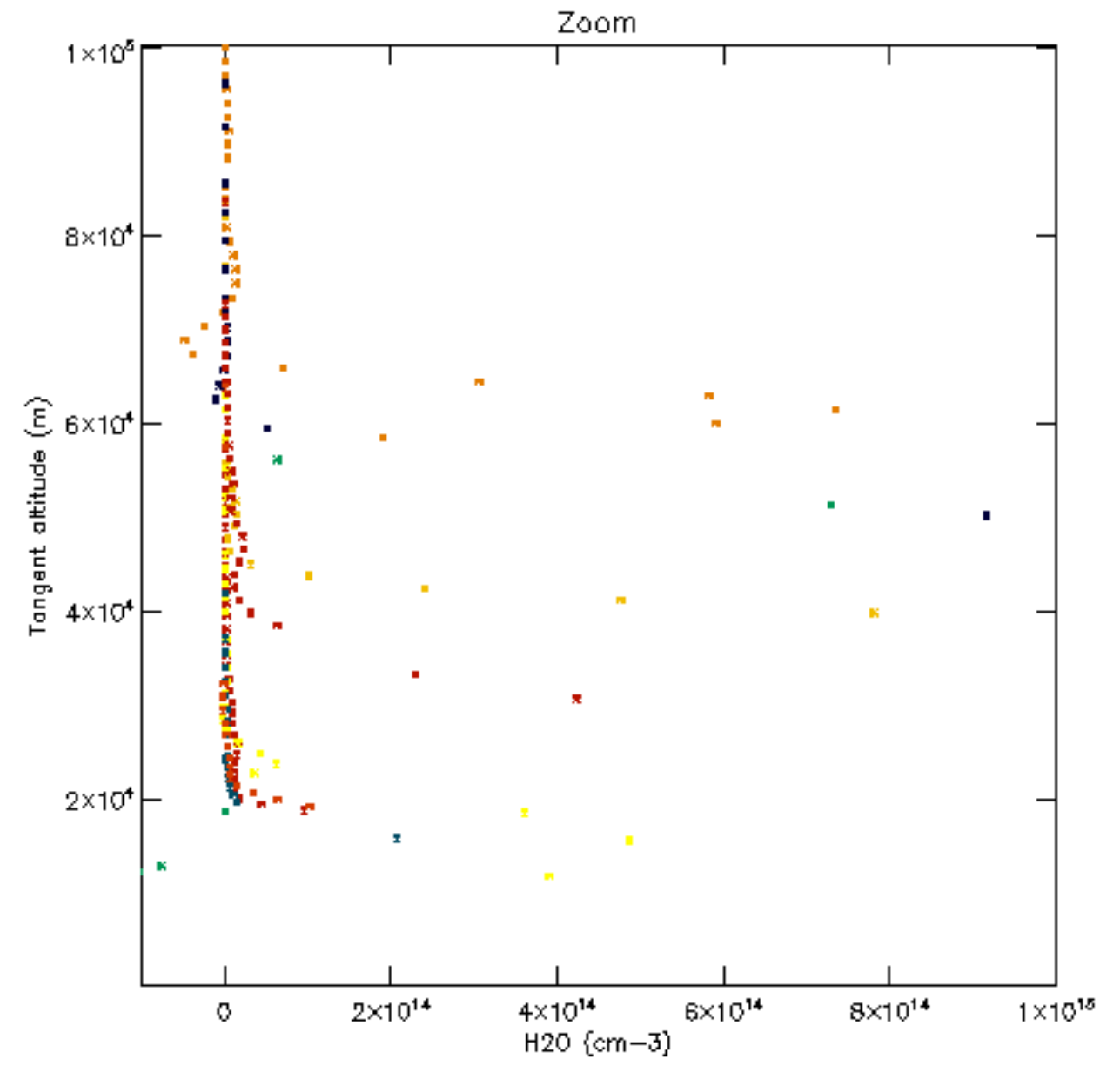
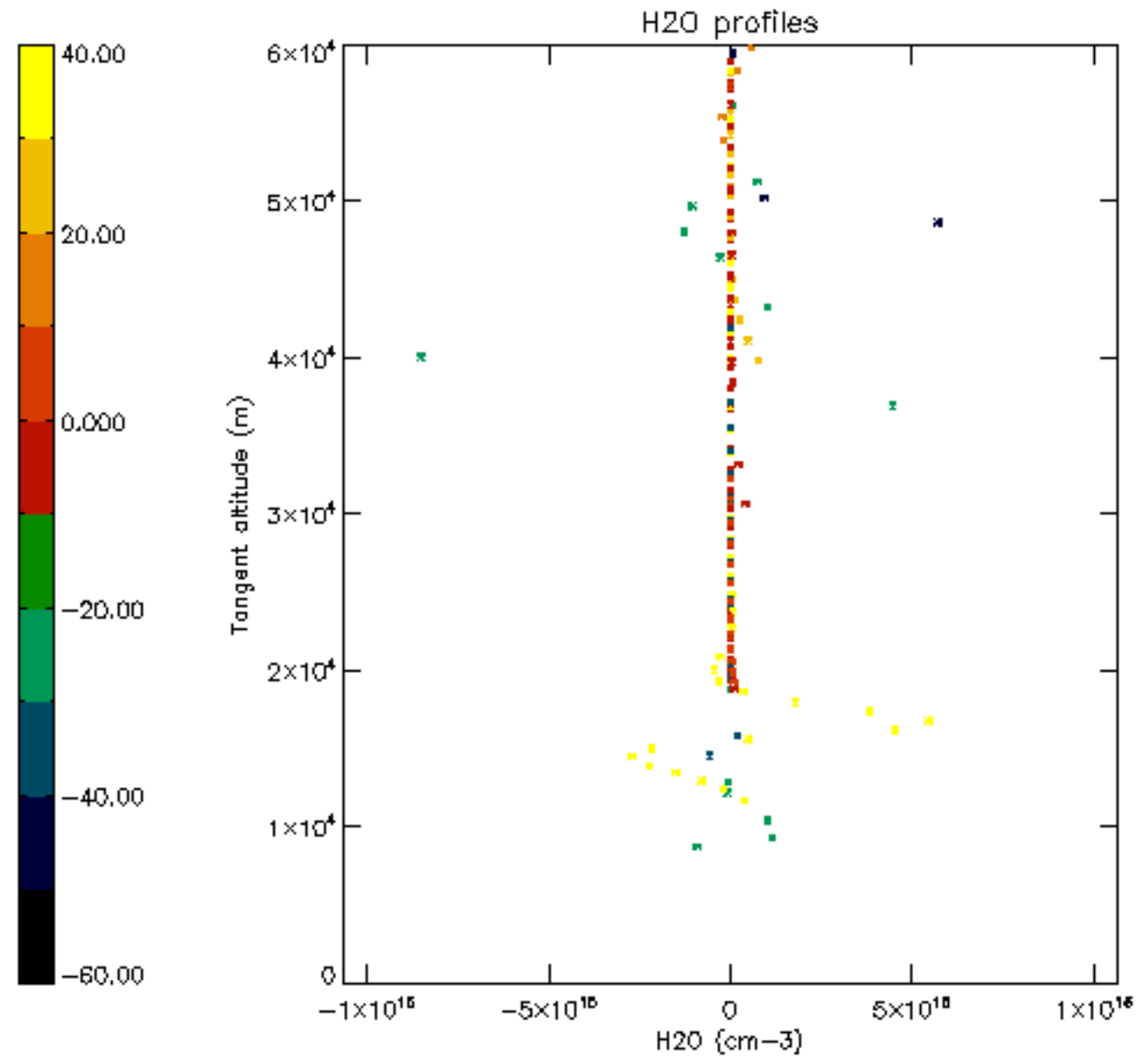


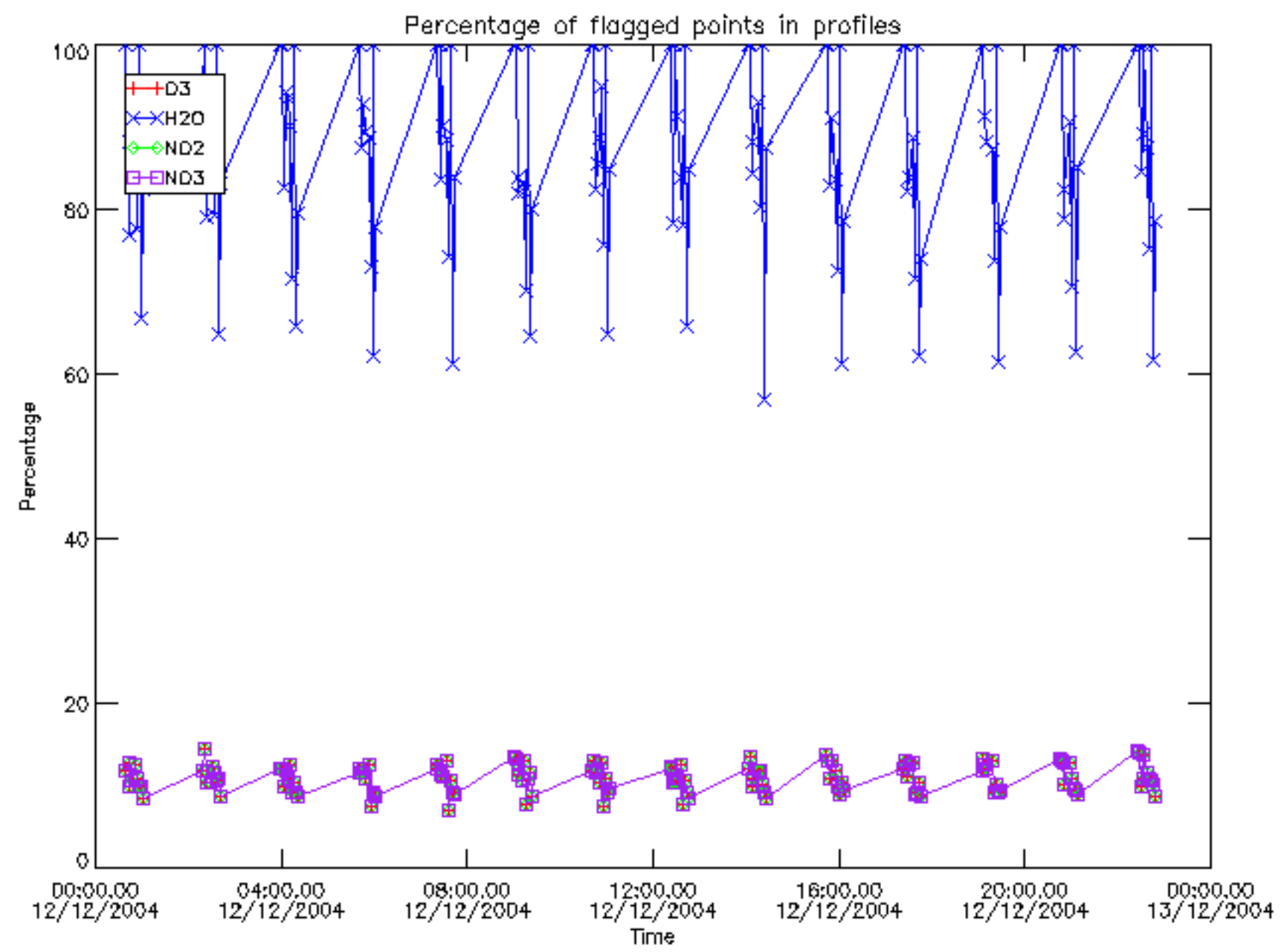






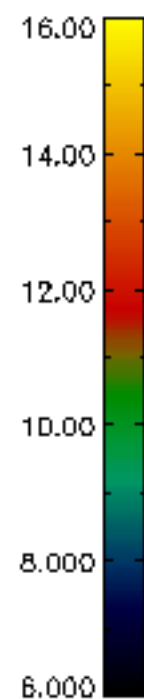
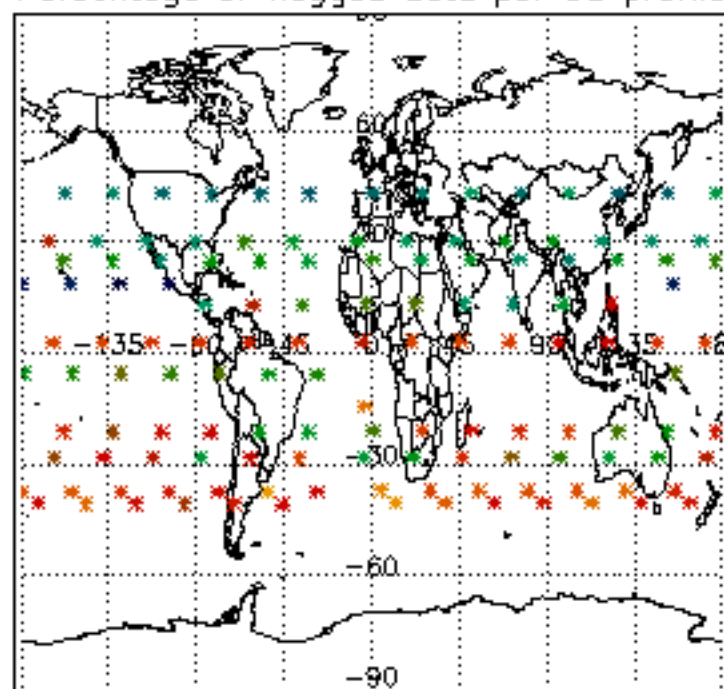




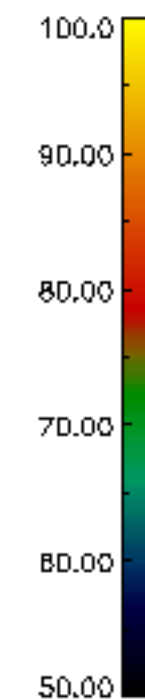
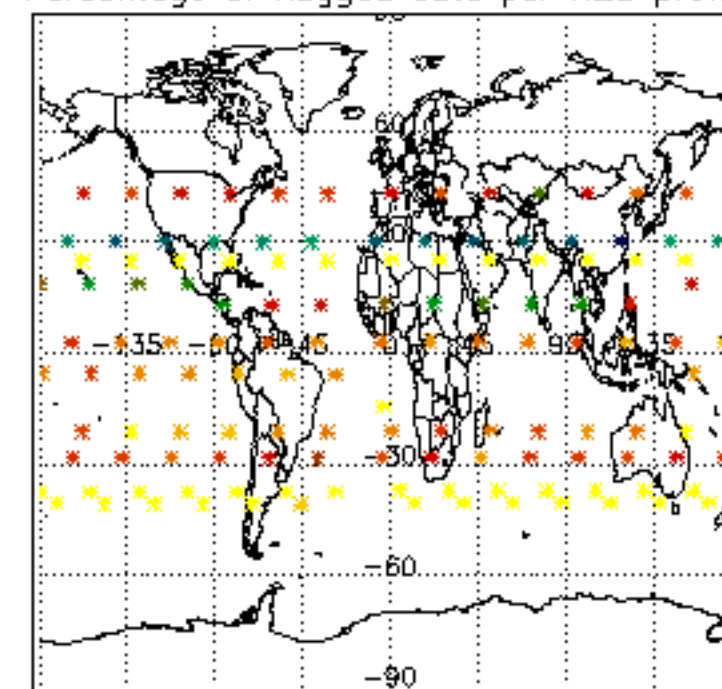




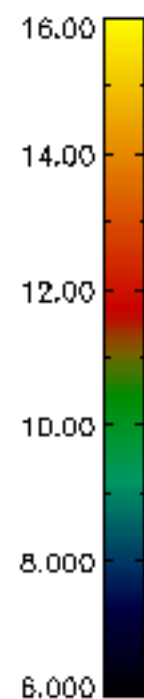
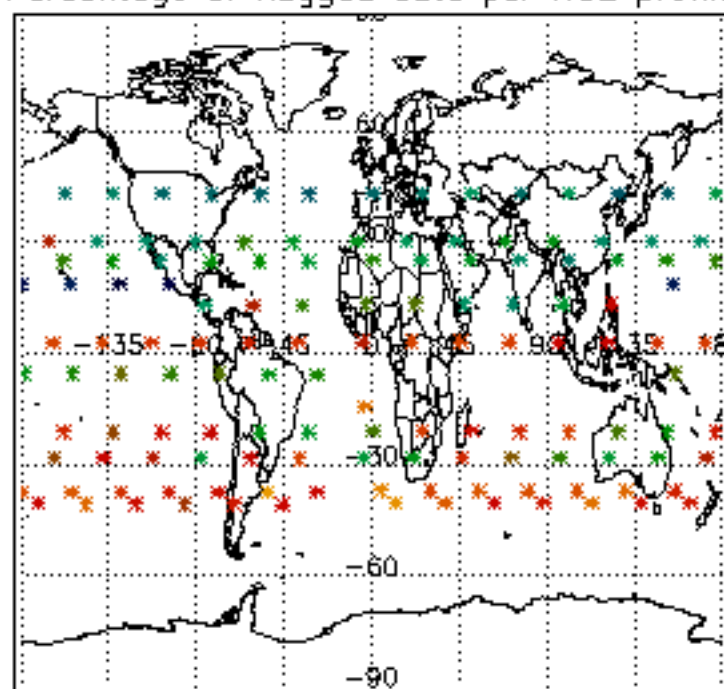
Percentage of flagged data per D3 profile



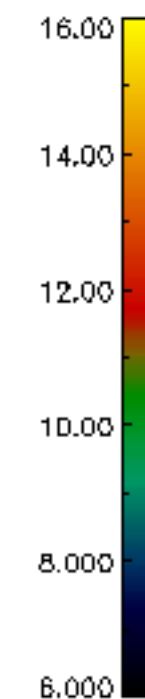
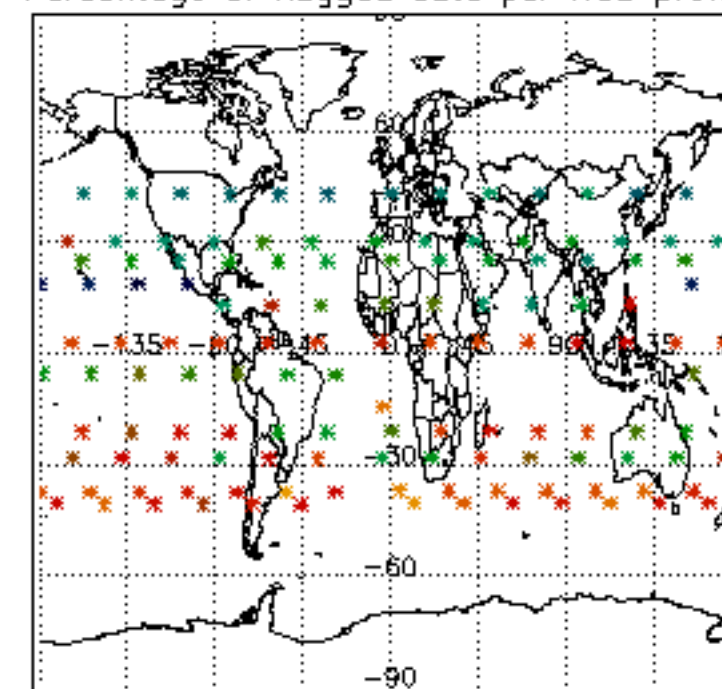
Percentage of flagged data per H2O profile

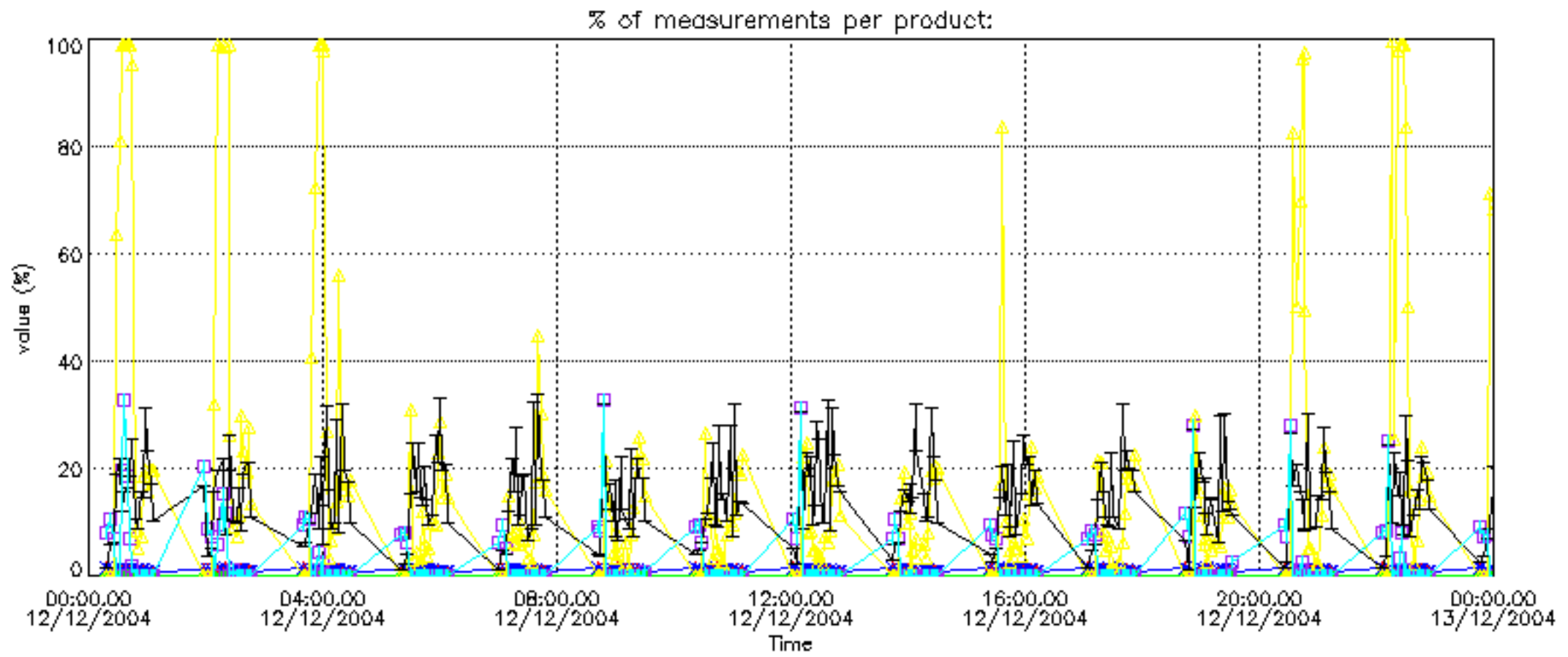


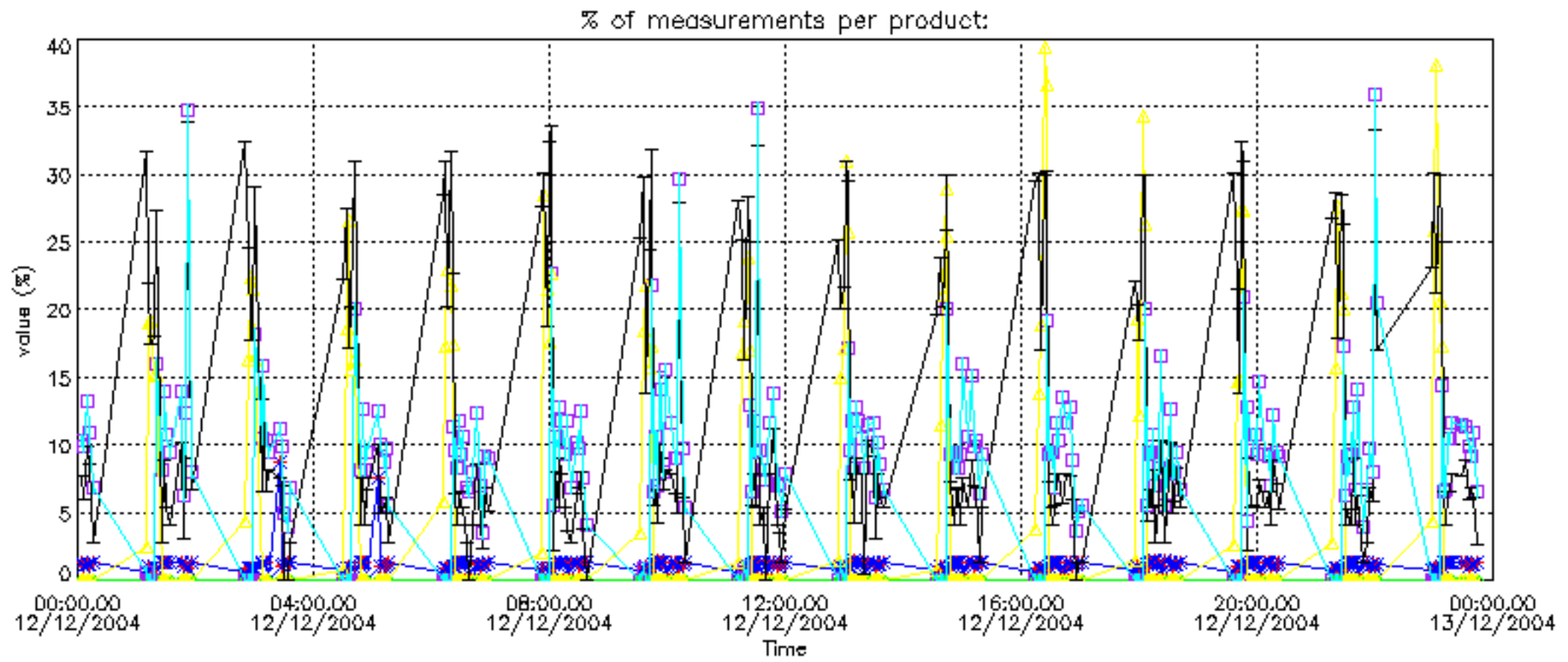
Percentage of flagged data per NO2 profile



Percentage of flagged data per NO3 profile

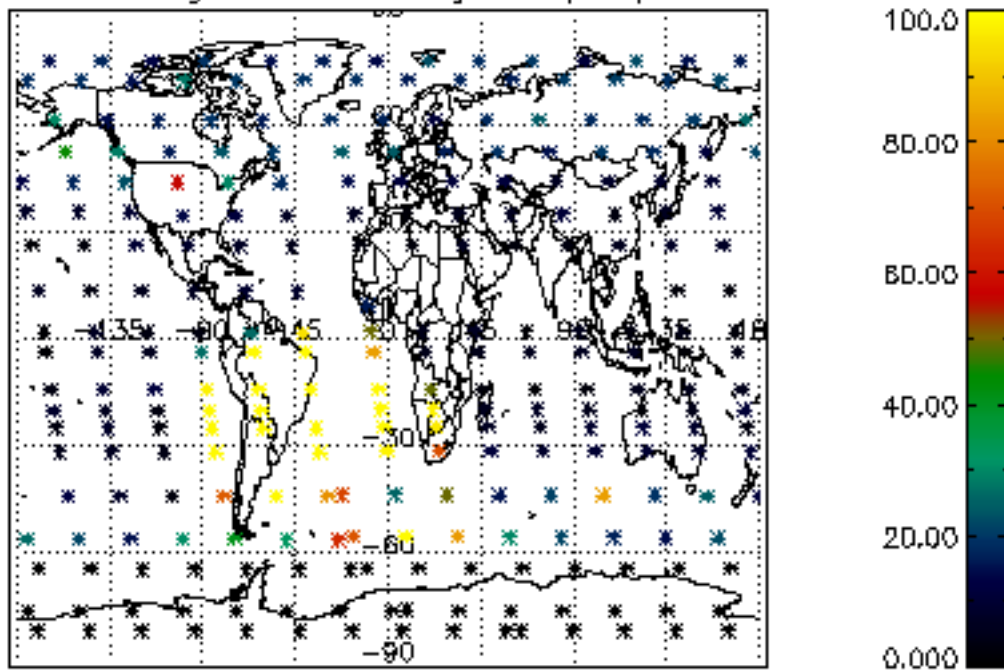




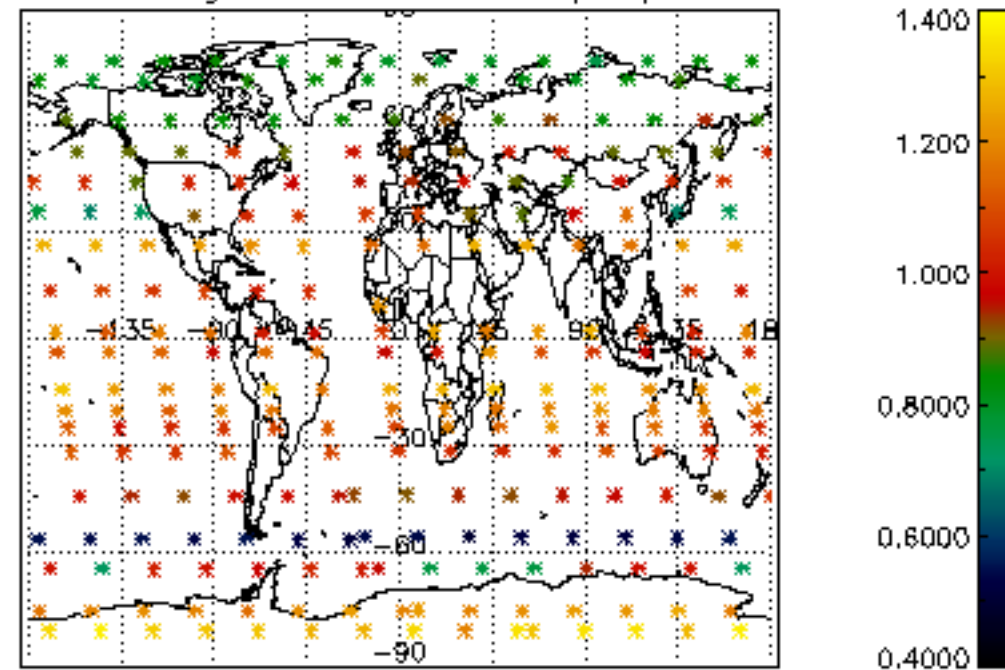




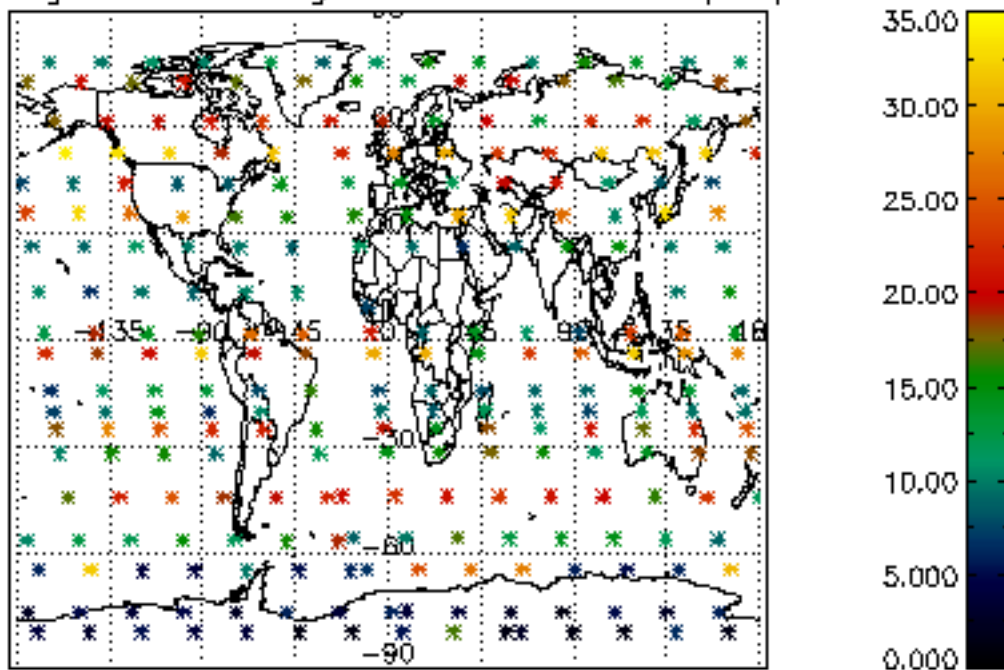
Percentage of cosmic ray hits per profile



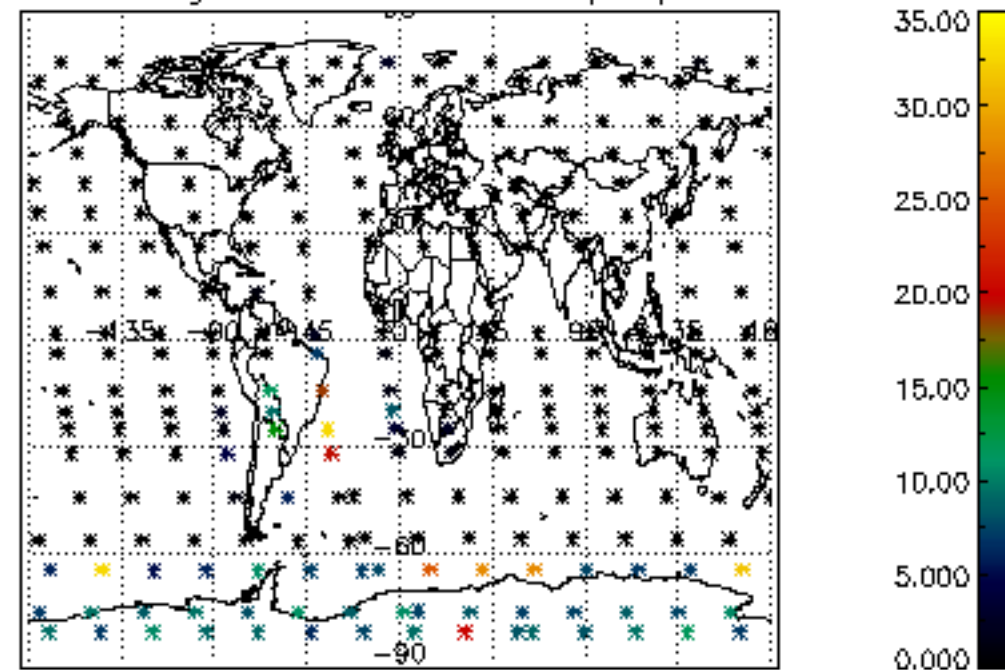
Percentage of datation errors per profile



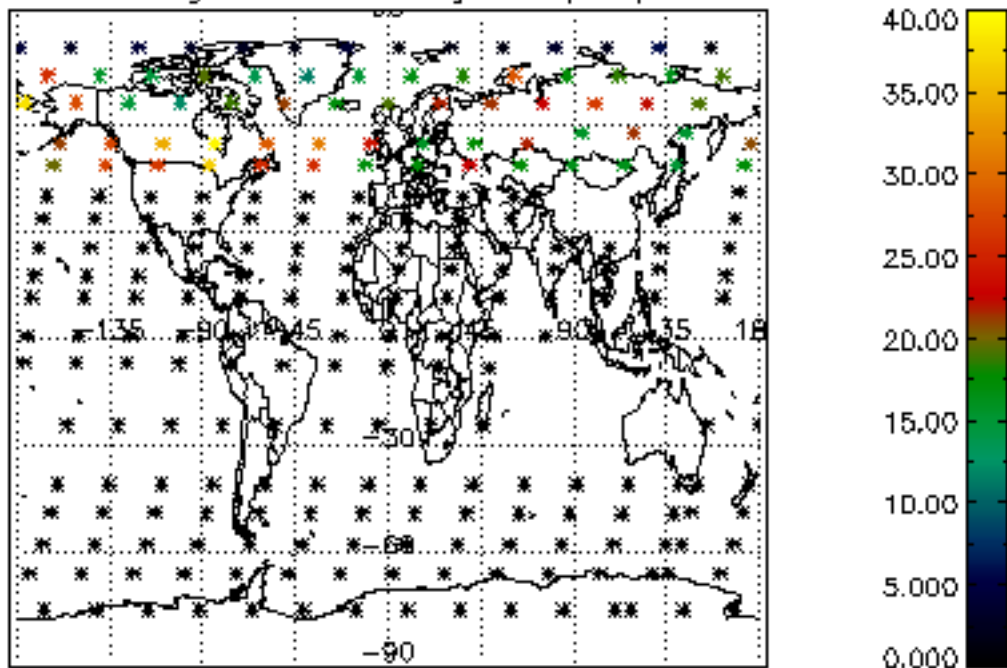
Percentage of star falling outside central band per profile



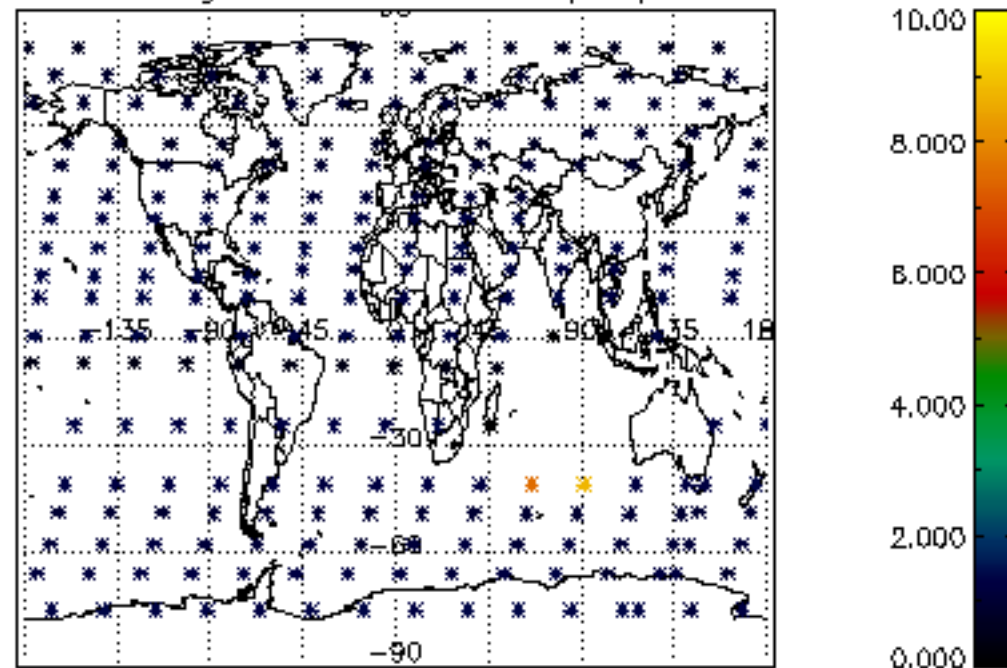
Percentage of saturation errors per profile



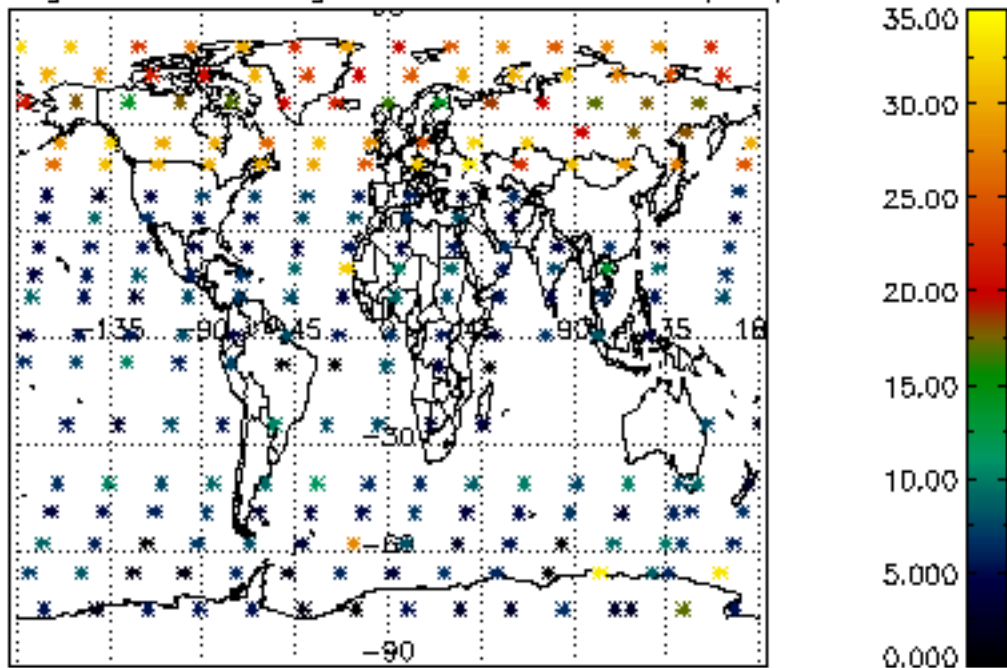
Percentage of cosmic ray hits per profile



Percentage of datation errors per profile



Percentage of star falling outside central band per profile



Percentage of saturation errors per profile

