

GOMOS Level 2 Daily Report

SUMMARY

[1. General Info](#)

[2. Summary of processed GOM_NL_2P products](#)

[3. Level 2 Quality information per product](#)

[3.1 Plot of level 2 quality information per product \(time dependant\)](#)

[3.2 Plot of level 2 quality information per product \(world map\)](#)

[4. Level 1 Quality information per product \(stored on level 2 products\)](#)

[4.1 Plot of level 1 quality information per product \(time dependant\)](#)

[4.1.1 Plot of level 1 quality information per product \(time dependant\): ASCENDING](#)

[4.1.2 Plot of level 1 quality information per product \(time dependant\): DESCENDING](#)

[4.2 Plot of level 1 quality information per product \(world map\)](#)

[4.2.1 Plot of level 1 quality information per product \(world map\): ASCENDING](#)

[4.2.2 Plot of level 1 quality information per product \(world map\): DESCENDING](#)

[5. Ozone profiles based on quality statistics and other trace gas profiles](#)

[5.1 Ozone statistics based on quality of products](#)

[5.2 Plot ozone profiles for all STD \(dark without errors\)](#)

[5.3 Plot ozone profiles where STD < 20% \(dark without errors\)](#)

[5.4. Plot ozone profiles where STD < 10% \(dark without errors\)](#)

[5.5. Plot ozone profiles where STD < 5% \(dark without errors\)](#)

[5.6 Plot NO2 profiles for all STD \(dark without errors\)](#)

[5.7 Plot NO3 profiles for all STD \(dark without errors\)](#)

[5.8 Plot H2O profiles \(only for occultations of stars 1,2,3,4,13,14,16,26,63 dark without errors\) for all STD](#)

[6. Auxiliary Data Files used for the production reported in section 2](#)

This report presents the daily analysis on parameters extracted from GOMOS level 2 data (GOM_NL__2P). It is intended to monitor some important parameters that will impact the quality of these products. A list of level 2 products (and content) that have arrived during the reporting day to the PCF is also given.

Item	Value
Time of report generation	22APR2013 09:51:00
Data source version	GOMOS/6.01
Start time of products	11-12-2004 (11DEC2004 00:00:00)
Stop time of products	12-12-2004 (12DEC2004 00:00:00)
Store outputs in DB	Yes
Nb of level 2 prods	500
Nb of prods with errors	0

2. Summary of processed GOM_NL__2P products.

Nr	Filename	UTC Start time	Limb	Duration	Star Id	Star Name	Star Mag	Star Temp	Nb Meas	Orbit	Prod. error
1	GOM_NL__2PRFIN20041211_000015_000000782032_00460_14542_7724.N1	11-DEC-2004 00:00:15	Straylight	77.500	1	9Alp CMa	-1.4400	11000.	155	14542	No
2	GOM_NL__2PRFIN20041211_000333_000000552032_00460_14542_7725.N1	11-DEC-2004 00:03:33	Straylight	55.000	7	19Bet Ori	0.10000	14000.	110	14542	No
3	GOM_NL__2PRFIN20041211_000550_000000552032_00460_14542_7726.N1	11-DEC-2004 00:05:50	Straylight	54.500	33	50Zet Ori	1.7660	30000.	109	14542	No
4	GOM_NL__2PRFIN20041211_000829_000000552032_00460_14542_7727.N1	11-DEC-2004 00:08:29	Twilight	54.500	27	24Gam Ori	1.6360	26000.	109	14542	No
5	GOM_NL__2PRFIN20041211_001104_000000532032_00460_14542_7728.N1	11-DEC-2004 00:11:04	Twilight	53.000	13	87Alp Tau	0.86700	3800.0	106	14542	No
6	GOM_NL__2PRFIN20041211_001739_000000372032_00460_14542_7729.N1	11-DEC-2004 00:17:39	Bright	36.500	149	45Eps Per	2.8880	30000.	73	14542	No
7	GOM_NL__2PRFIN20041211_001909_000000382032_00460_14542_7730.N1	11-DEC-2004 00:19:09	Bright	37.500	73	57Gam1And	2.2600	13100.	75	14542	No
8	GOM_NL__2PRFIN20041211_002127_000000372032_00460_14542_7731.N1	11-DEC-2004 00:21:27	Bright	37.000	160	23Gam Per	2.9300	4700.0	74	14542	No
9	GOM_NL__2PRFIN20041211_002424_000000372032_00460_14542_7732.N1	11-DEC-2004 00:24:24	Bright	37.000	110	37Del Cas	2.6780	8900.0	74	14542	No
10	GOM_NL__2PRFIN20041211_002623_000000962032_00460_14542_7733.N1	11-DEC-2004 00:26:23	Bright	95.500	24	66Alp Gem	1.5800	10200.	191	14542	No
11	GOM_NL__2PRFIN20041211_003129_000000362032_00460_14542_7734.N1	11-DEC-2004 00:31:29	Bright	35.500	49	1Alp UMi	1.9900	6300.0	71	14542	No
12	GOM_NL__2PRFIN20041211_003613_000000392032_00460_14542_7735.N1	11-DEC-2004 00:36:13	Bright	39.000	60	7Bet UMi	2.0810	3950.0	78	14542	No
13	GOM_NL__2PRFIN20041211_003917_000000392032_00460_14542_7736.N1	11-DEC-2004 00:39:17	Bright	38.500	119	14Eta Dra	2.7270	4700.0	77	14542	No
14	GOM_NL__2PRFIN20041211_004104_000000422032_00460_14542_7737.N1	11-DEC-2004 00:41:04	Bright	42.000	32	77Eps UMa	1.7630	11000.	84	14542	No
15	GOM_NL__2PRFIN20041211_004328_000000412032_00460_14542_7738.N1	11-DEC-2004 00:43:28	Bright	41.000	39	85Eta UMa	1.8540	24000.	82	14542	No
16	GOM_NL__2PRFIN20041211_004639_000000532032_00460_14542_7739.N1	11-DEC-2004 00:46:39	Bright	53.000	180	27Gam Boo	3.0400	8000.0	106	14542	No
17	GOM_NL__2PRFIN20041211_004946_000000382032_00460_14542_7740.N1	11-DEC-2004 00:49:46	Bright	38.000	83		2.3780	11000.	76	14542	No
18	GOM_NL__2PRFIN20041211_005257_000000422032_00460_14542_7741.N1	11-DEC-2004 00:52:57	Bright	42.000	111	8Eta Boo	2.6800	6000.0	84	14542	No
19	GOM_NL__2PRFIN20041211_005636_000000502032_00460_14542_7742.N1	11-DEC-2004 00:56:36	Bright	50.000	138	47Eps Vir	2.8280	4700.0	100	14542	No
20	GOM_NL__2PRFIN20041211_005850_000000852032_00460_14542_7743.N1	11-DEC-2004 00:58:50	Twilight	84.500	62	94Bet Leo	2.1360	9700.0	169	14542	No
21	GOM_NL__2PRFIN20041211_010228_000000542032_00460_14542_7744.N1	11-DEC-2004 01:02:28	Twilight	54.000	15	67Alp Vir	0.97600	28000.	108	14542	No
22	GOM_NL__2PRFIN20041211_010555_000000512032_00460_14542_7745.N1	11-DEC-2004 01:05:55	Twilight	51.000	169	46Gam Hya	2.9910	4700.0	102	14542	No
23	GOM_NL__2PRFIN20041211_010756_000000462032_00460_14542_7746.N1	11-DEC-2004 01:07:56	Twilight	46.000	54	5The Cen	2.0550	4500.0	92	14542	No
24	GOM_NL__2PRFIN20041211_011100_000000412032_00460_14542_7747.N1	11-DEC-2004 01:11:00	Dark	40.500	95	Zet Cen	2.5450	26000.	81	14542	No
25	GOM_NL__2PRFIN20041211_011359_000000452032_00460_14542_7748.N1	11-DEC-2004 01:13:59	Dark	45.000	4	Alp1Cen	-0.010000	5800.0	90	14542	No
26	GOM_NL__2PRFIN20041211_011527_000000432032_00461_14543_7552.N1	11-DEC-2004 01:15:27	Dark	42.500	20	Bet Cru	1.2530	30000.	85	14543	No
27	GOM_NL__2PRFIN20041211_011833_000000482032_00461_14543_7553.N1	11-DEC-2004 01:18:33	Dark	47.500	113	Mu Vel	2.6920	5000.0	95	14543	No
28	GOM_NL__2PRFIN20041211_012215_000000422032_00461_14543_7554.N1	11-DEC-2004 01:22:15	Dark	42.000	29	Bet Car	1.6720	10200.	84	14543	No
29	GOM_NL__2PRFIN20041211_012437_000000472032_00461_14543_7555.N1	11-DEC-2004 01:24:37	Dark	47.000	41	Eps Car	1.8600	4100.0	94	14543	No
30	GOM_NL__2PRFIN20041211_012708_000000552032_00461_14543_7556.N1	11-DEC-2004 01:27:08	Dark	54.500	34	Gam2Vel	1.7930	23000.	109	14543	No
31	GOM_NL__2PRFIN20041211_012938_000000502032_00461_14543_7557.N1	11-DEC-2004 01:29:38	Dark	49.500	2	Alp Car	-0.73600	7000.0	99	14543	No
32	GOM_NL__2PRFIN20041211_013212_000000602032_00461_14543_7558.N1	11-DEC-2004 01:32:12	Dark	59.500	117	Pi Pup	2.7060	3800.0	119	14543	No
33	GOM_NL__2PRFIN20041211_013537_000000642032_00461_14543_7559.N1	11-DEC-2004 01:35:37	Straylight	64.000	23	21Eps CMa	1.5020	26000.	128	14543	No
34	GOM_NL__2PRFIN20041211_013731_000000622032_00461_14543_7560.N1	11-DEC-2004 01:37:31	Straylight	62.000	179	24Omi2CMa	3.0320	24000.	124	14543	No
35	GOM_NL__2PRFIN20041211_014051_000000752032_00461_14543_7561.N1	11-DEC-2004 01:40:51	Straylight	75.000	1	9Alp CMa	-1.4400	11000.	150	14543	No
36	GOM_NL__2PRFIN20041211_014409_000000592032_00461_14543_7562.N1	11-DEC-2004 01:44:09	Straylight	59.000	7	19Bet Ori	0.10000	14000.	118	14543	No
37	GOM_NL__2PRFIN20041211_014625_000000552032_00461_14543_7563.N1	11-DEC-2004 01:46:25	Straylight	54.500	33	50Zet Ori	1.7660	30000.	109	14543	No
38	GOM_NL__2PRFIN20041211_014904_000000522032_00461_14543_7564.N1	11-DEC-2004 01:49:04	Twilight	52.000	27	24Gam Ori	1.6360	26000.	104	14543	No
39	GOM_NL__2PRFIN20041211_015140_000000562032_00461_14543_7565.N1	11-DEC-2004 01:51:40	Twilight	56.000	13	87Alp Tau	0.86700	3800.0	112	14543	No
40	GOM_NL__2PRFIN20041211_015815_000000382032_00461_14543_7566.N1	11-DEC-2004 01:58:15	Bright	37.500	149	45Eps Per	2.8880	30000.	75	14543	No
41	GOM_NL__2PRFIN20041211_015946_000000402032_00461_14543_7567.N1	11-DEC-2004 01:59:46	Bright	40.000	73	57Gam1And	2.2600	13100.	80	14543	No
42	GOM_NL__2PRFIN20041211_020202_000000372032_00461_14543_7568.N1	11-DEC-2004 02:02:02	Bright	37.000	160	23Gam Per	2.9300	4700.0	74	14543	No

43	GOM_NL__2PRFIN20041211_020500_000000382032_00461_14543_7569.N1	11-DEC-2004 02:05:00	Bright	37.500	110	37Del Cas	2.6780	8900.0	75	14543	No
44	GOM_NL__2PRFIN20041211_020657_000000922032_00461_14543_7570.N1	11-DEC-2004 02:06:57	Bright	91.500	24	66Alp Gem	1.5800	10200.	183	14543	No
45	GOM_NL__2PRFIN20041211_021203_000000402032_00461_14543_7571.N1	11-DEC-2004 02:12:03	Bright	40.000	49	1Alp UMi	1.9900	6300.0	80	14543	No
46	GOM_NL__2PRFIN20041211_021648_000000402032_00461_14543_7572.N1	11-DEC-2004 02:16:48	Bright	39.500	60	7Bet UMi	2.0810	3950.0	79	14543	No
47	GOM_NL__2PRFIN20041211_021953_000000382032_00461_14543_7573.N1	11-DEC-2004 02:19:53	Bright	38.000	119	14Eta Dra	2.7270	4700.0	76	14543	No
48	GOM_NL__2PRFIN20041211_022140_000000432032_00461_14543_7574.N1	11-DEC-2004 02:21:40	Bright	43.000	32	77Eps UMa	1.7630	11000.	86	14543	No
49	GOM_NL__2PRFIN20041211_022404_000000402032_00461_14543_7575.N1	11-DEC-2004 02:24:04	Bright	39.500	39	85Eta UMa	1.8540	24000.	79	14543	No
50	GOM_NL__2PRFIN20041211_022715_000000382032_00461_14543_7576.N1	11-DEC-2004 02:27:15	Bright	37.500	180	27Gam Boo	3.0400	8000.0	75	14543	No
51	GOM_NL__2PRFIN20041211_023022_000000382032_00461_14543_7577.N1	11-DEC-2004 02:30:22	Bright	38.000	83		2.3780	11000.	76	14543	No
52	GOM_NL__2PRFIN20041211_023334_000000572032_00461_14543_7578.N1	11-DEC-2004 02:33:34	Bright	57.000	111	8Eta Boo	2.6800	6000.0	114	14543	No
53	GOM_NL__2PRFIN20041211_023712_000000482032_00461_14543_7579.N1	11-DEC-2004 02:37:12	Bright	47.500	138	47Eps Vir	2.8280	4700.0	95	14543	No
54	GOM_NL__2PRFIN20041211_023927_000000972032_00461_14543_7580.N1	11-DEC-2004 02:39:27	Twilight	96.500	62	94Bet Leo	2.1360	9700.0	193	14543	No
55	GOM_NL__2PRFIN20041211_024303_000000522032_00461_14543_7581.N1	11-DEC-2004 02:43:03	Twilight	51.500	15	67Alp Vir	0.97600	28000.	103	14543	No
56	GOM_NL__2PRFIN20041211_024632_000000492032_00461_14543_7582.N1	11-DEC-2004 02:46:32	Twilight	48.500	169	46Gam Hya	2.9910	4700.0	97	14543	No
57	GOM_NL__2PRFIN20041211_024831_000000472032_00461_14543_7583.N1	11-DEC-2004 02:48:31	Twilight	46.500	54	5The Cen	2.0550	4500.0	93	14543	No
58	GOM_NL__2PRFIN20041211_024954_000000432032_00461_14543_7584.N1	11-DEC-2004 02:49:54	Dark	43.000	123	1ot Cen	2.7500	10200.	86	14543	No
59	GOM_NL__2PRFIN20041211_025435_000000432032_00461_14543_7585.N1	11-DEC-2004 02:54:35	Dark	43.000	4	Alp1Cen	-0.010000	5800.0	86	14543	No
60	GOM_NL__2PRFIN20041211_025603_000000442032_00462_14544_7719.N1	11-DEC-2004 02:56:03	Dark	43.500	20	Bet Cru	1.2530	30000.	87	14544	No
61	GOM_NL__2PRFIN20041211_025911_000000472032_00462_14544_7720.N1	11-DEC-2004 02:59:11	Dark	47.000	113	Mu Vel	2.6920	5000.0	94	14544	No
62	GOM_NL__2PRFIN20041211_030252_000000412032_00462_14544_7721.N1	11-DEC-2004 03:02:52	Dark	41.000	29	Bet Car	1.6720	10200.	82	14544	No
63	GOM_NL__2PRFIN20041211_030514_000000562032_00462_14544_7722.N1	11-DEC-2004 03:05:14	Dark	56.000	41	Eps Car	1.8600	4100.0	112	14544	No
64	GOM_NL__2PRFIN20041211_030747_000000532032_00462_14544_7723.N1	11-DEC-2004 03:07:47	Dark	53.000	34	Gam2Vel	1.7930	23000.	106	14544	No
65	GOM_NL__2PRFIN20041211_031016_000000492032_00462_14544_7724.N1	11-DEC-2004 03:10:16	Dark	49.000	2	Alp Car	-0.73600	7000.0	98	14544	No
66	GOM_NL__2PRFIN20041211_031248_000000552032_00462_14544_7725.N1	11-DEC-2004 03:12:48	Dark	54.500	117	Pi Pup	2.7060	3800.0	109	14544	No
67	GOM_NL__2PRFIN20041211_031613_000000602032_00462_14544_7726.N1	11-DEC-2004 03:16:13	Straylight	60.000	23	21Eps CMa	1.5020	26000.	120	14544	No
68	GOM_NL__2PRFIN20041211_031807_000000652032_00462_14544_7727.N1	11-DEC-2004 03:18:07	Straylight	64.500	179	24Omi2CMa	3.0320	24000.	129	14544	No
69	GOM_NL__2PRFIN20041211_032125_000000782032_00462_14544_7728.N1	11-DEC-2004 03:21:25	Straylight	77.500	1	9Alp CMa	-1.4400	11000.	155	14544	No
70	GOM_NL__2PRFIN20041211_032447_000000552032_00462_14544_7729.N1	11-DEC-2004 03:24:47	Straylight	55.000	7	19Bet Ori	0.10000	14000.	110	14544	No
71	GOM_NL__2PRFIN20041211_032701_000000562032_00462_14544_7730.N1	11-DEC-2004 03:27:01	Straylight	55.500	33	50Zet Ori	1.7660	30000.	111	14544	No
72	GOM_NL__2PRFIN20041211_032940_000000542032_00462_14544_7731.N1	11-DEC-2004 03:29:40	Twilight	54.000	27	24Gam Ori	1.6360	26000.	108	14544	No
73	GOM_NL__2PRFIN20041211_033216_000000562032_00462_14544_7732.N1	11-DEC-2004 03:32:16	Twilight	56.000	13	87Alp Tau	0.86700	3800.0	112	14544	No
74	GOM_NL__2PRFIN20041211_033851_000000372032_00462_14544_7733.N1	11-DEC-2004 03:38:51	Bright	37.000	149	45Eps Per	2.8880	30000.	74	14544	No
75	GOM_NL__2PRFIN20041211_034022_000000412032_00462_14544_7734.N1	11-DEC-2004 03:40:22	Bright	40.500	73	57Gam1And	2.2600	13100.	81	14544	No
76	GOM_NL__2PRFIN20041211_034239_000000372032_00462_14544_7735.N1	11-DEC-2004 03:42:39	Bright	36.500	160	23Gam Per	2.9300	4700.0	73	14544	No
77	GOM_NL__2PRFIN20041211_034536_000000382032_00462_14544_7736.N1	11-DEC-2004 03:45:36	Bright	37.500	110	37Del Cas	2.6780	8900.0	75	14544	No
78	GOM_NL__2PRFIN20041211_034730_000000932032_00462_14544_7737.N1	11-DEC-2004 03:47:30	Bright	92.500	24	66Alp Gem	1.5800	10200.	185	14544	No
79	GOM_NL__2PRFIN20041211_035240_000000362032_00462_14544_7738.N1	11-DEC-2004 03:52:40	Bright	36.000	49	1Alp UMi	1.9900	6300.0	72	14544	No
80	GOM_NL__2PRFIN20041211_035722_000000422032_00462_14544_7739.N1	11-DEC-2004 03:57:22	Bright	41.500	60	7Bet UMi	2.0810	3950.0	83	14544	No
81	GOM_NL__2PRFIN20041211_040029_000000382032_00462_14544_7740.N1	11-DEC-2004 04:00:29	Bright	37.500	119	14Eta Dra	2.7270	4700.0	75	14544	No
82	GOM_NL__2PRFIN20041211_040215_000000442032_00462_14544_7741.N1	11-DEC-2004 04:02:15	Bright	44.000	32	77Eps UMa	1.7630	11000.	88	14544	No
83	GOM_NL__2PRFIN20041211_040439_000000402032_00462_14544_7742.N1	11-DEC-2004 04:04:39	Bright	40.000	39	85Eta UMa	1.8540	24000.	80	14544	No
84	GOM_NL__2PRFIN20041211_040751_000000382032_00462_14544_7743.N1	11-DEC-2004 04:07:51	Bright	37.500	180	27Gam Boo	3.0400	8000.0	75	14544	No
85	GOM_NL__2PRFIN20041211_041058_000000382032_00462_14544_7744.N1	11-DEC-2004 04:10:58	Bright	38.000	83		2.3780	11000.	76	14544	No
86	GOM_NL__2PRFIN20041211_041408_000000442032_00462_14544_7745.N1	11-DEC-2004 04:14:08	Bright	43.500	111	8Eta Boo	2.6800	6000.0	87	14544	No
87	GOM_NL__2PRFIN20041211_041748_000000522032_00462_14544_7746.N1	11-DEC-2004 04:17:48	Bright	51.500	138	47Eps Vir	2.8280	4700.0	103	14544	No
88	GOM_NL__2PRFIN20041211_042004_000000852032_00462_14544_7747.N1	11-DEC-2004 04:20:04	Twilight	84.500	62	94Bet Leo	2.1360	9700.0	169	14544	No
89	GOM_NL__2PRFIN20041211_042341_000000542032_00462_14544_7748.N1	11-DEC-2004 04:23:41	Twilight	54.000	15	67Alp Vir	0.97600	28000.	108	14544	No
90	GOM_NL__2PRFIN20041211_042711_000000482032_00462_14544_7749.N1	11-DEC-2004 04:27:11	Twilight	47.500	169	46Gam Hya	2.9910	4700.0	95	14544	No
91	GOM_NL__2PRFIN20041211_042909_000000502032_00462_14544_7750.N1	11-DEC-2004 04:29:09	Twilight	49.500	54	5The Cen	2.0550	4500.0	99	14544	No
92	GOM_NL__2PRFIN20041211_043031_000000432032_00462_14544_7751.N1	11-DEC-2004 04:30:31	Dark	43.000	123	1ot Cen	2.7500	10200.	86	14544	No
93	GOM_NL__2PRFIN20041211_043212_000000392032_00462_14544_7752.N1	11-DEC-2004 04:32:12	Dark	39.000	95	Zet Cen	2.5450	26000.	78	14544	No
94	GOM_NL__2PRFIN20041211_043511_000000522032_00462_14544_7753.N1	11-DEC-2004 04:35:11	Dark	52.000	4	Alp1Cen	-0.010000	5800.0	104	14544	No
95	GOM_NL__2PRFIN20041211_043640_000000432032_00463_14545_7556.N1	11-DEC-2004 04:36:40	Dark	42.500	20	Bet Cru	1.2530	30000.	85	14545	No
96	GOM_NL__2PRFIN20041211_043947_000000472032_00463_14545_7557.N1	11-DEC-2004 04:39:47	Dark	47.000	113	Mu Vel	2.6920	5000.0	94	14545	No
97	GOM_NL__2PRFIN20041211_044328_000000422032_00463_14545_7558.N1	11-DEC-2004 04:43:28	Dark	42.000	29	Bet Car	1.6720	10200.	84	14545	No
98	GOM_NL__2PRFIN20041211_044551_000000492032_00463_14545_7559.N1	11-DEC-2004 04:45:51	Dark	48.500	41	Eps Car	1.8600	4100.0	97	14545	No
99	GOM_NL__2PRFIN20041211_044824_000000522032_00463_14545_7560.N1	11-DEC-2004 04:48:24	Dark	51.500	34	Gam2Vel	1.7930	23000.	103	14545	No
100	GOM_NL__2PRFIN20041211_045053_000000562032_00463_14545_7561.N1	11-DEC-2004 04:50:53	Dark	56.000	2	Alp Car	-0.73600	7000.0	112	14545	No
101	GOM_NL__2PRFIN20041211_045324_000000622032_00463_14545_7562.N1	11-DEC-2004 04:53:24	Dark	62.000	117	Pi Pup	2.7060	3800.0	124	14545	No

102	GOM_NL__2PRFIN20041211_045648_000000632032_00463_14545_7563.N1	11-DEC-2004 04:56:48	Straylight	62.500	23	21Eps CMa	1.5020	26000.	125	14545	No
103	GOM_NL__2PRFIN20041211_045843_000000612032_00463_14545_7564.N1	11-DEC-2004 04:58:43	Straylight	60.500	179	24Omi2CMa	3.0320	24000.	121	14545	No
104	GOM_NL__2PRFIN20041211_050201_000000712032_00463_14545_7565.N1	11-DEC-2004 05:02:01	Straylight	71.000	1	9Alp CMa	-1.4400	11000.	142	14545	No
105	GOM_NL__2PRFIN20041211_050524_000000582032_00463_14545_7566.N1	11-DEC-2004 05:05:24	Straylight	57.500	7	19Bet Ori	0.10000	14000.	115	14545	No
106	GOM_NL__2PRFIN20041211_050749_000000552032_00463_14545_7567.N1	11-DEC-2004 05:07:49	Straylight	55.000	30	46Eps Ori	1.6940	30000.	110	14545	No
107	GOM_NL__2PRFIN20041211_050940_000000442032_00463_14545_7568.N1	11-DEC-2004 05:09:40	Twilight	44.000	94	92Alp Cet	2.5260	3100.0	88	14545	No
108	GOM_NL__2PRFIN20041211_051115_000000662032_00463_14545_7569.N1	11-DEC-2004 05:11:15	Twilight	65.500	14	58Alp Ori	0.87000	3000.0	131	14545	No
109	GOM_NL__2PRFIN20041211_051531_000000472032_00463_14545_7570.N1	11-DEC-2004 05:15:31	Bright	47.000	176	23Zet Tau	3.0200	22000.	94	14545	No
110	GOM_NL__2PRFIN20041211_051732_000000482032_00463_14545_7571.N1	11-DEC-2004 05:17:32	Bright	48.000	28	12Bet Tau	1.6500	15200.	96	14545	No
111	GOM_NL__2PRFIN20041211_051927_000000372032_00463_14545_7572.N1	11-DEC-2004 05:19:27	Bright	37.000	149	45Eps Per	2.8880	30000.	74	14545	No
112	GOM_NL__2PRFIN20041211_052058_000000402032_00463_14545_7573.N1	11-DEC-2004 05:20:58	Bright	40.000	73	57Gam1And	2.2600	13100.	80	14545	No
113	GOM_NL__2PRFIN20041211_052315_000000362032_00463_14545_7574.N1	11-DEC-2004 05:23:15	Bright	35.500	160	23Gam Per	2.9300	4700.0	71	14545	No
114	GOM_NL__2PRFIN20041211_052612_000000382032_00463_14545_7575.N1	11-DEC-2004 05:26:12	Bright	38.000	110	37Del Cas	2.6780	8900.0	76	14545	No
115	GOM_NL__2PRFIN20041211_053316_000000362032_00463_14545_7576.N1	11-DEC-2004 05:33:16	Bright	35.500	49	1Alp UMi	1.9900	6300.0	71	14545	No
116	GOM_NL__2PRFIN20041211_053758_000000442032_00463_14545_7577.N1	11-DEC-2004 05:37:58	Bright	44.000	60	7Bet UMi	2.0810	3950.0	88	14545	No
117	GOM_NL__2PRFIN20041211_054105_000000392032_00463_14545_7578.N1	11-DEC-2004 05:41:05	Bright	38.500	119	14Eta Dra	2.7270	4700.0	77	14545	No
118	GOM_NL__2PRFIN20041211_054248_000000462032_00463_14545_7579.N1	11-DEC-2004 05:42:48	Bright	46.000	32	77Eps UMa	1.7630	11000.	92	14545	No
119	GOM_NL__2PRFIN20041211_054515_000000422032_00463_14545_7580.N1	11-DEC-2004 05:45:15	Bright	41.500	39	85Eta UMa	1.8540	24000.	83	14545	No
120	GOM_NL__2PRFIN20041211_054827_000000542032_00463_14545_7581.N1	11-DEC-2004 05:48:27	Bright	54.000	180	27Gam Boo	3.0400	8000.0	108	14545	No
121	GOM_NL__2PRFIN20041211_055132_000000412032_00463_14545_7582.N1	11-DEC-2004 05:51:32	Bright	40.500	83		2.3780	11000.	81	14545	No
122	GOM_NL__2PRFIN20041211_055446_000000422032_00463_14545_7583.N1	11-DEC-2004 05:54:46	Bright	41.500	111	8Eta Boo	2.6800	6000.0	83	14545	No
123	GOM_NL__2PRFIN20041211_055825_000000482032_00463_14545_7584.N1	11-DEC-2004 05:58:25	Bright	48.000	138	47Eps Vir	2.8280	4700.0	96	14545	No
124	GOM_NL__2PRFIN20041211_060041_000000852032_00463_14545_7585.N1	11-DEC-2004 06:00:41	Twilight	84.500	62	94Bet Leo	2.1360	9700.0	169	14545	No
125	GOM_NL__2PRFIN20041211_060416_000000542032_00463_14545_7586.N1	11-DEC-2004 06:04:16	Twilight	54.000	15	67Alp Vir	0.97600	28000.	108	14545	No
126	GOM_NL__2PRFIN20041211_060747_000000482032_00463_14545_7587.N1	11-DEC-2004 06:07:47	Twilight	48.000	169	46Gam Hya	2.9910	4700.0	96	14545	No
127	GOM_NL__2PRFIN20041211_060945_000000462032_00463_14545_7588.N1	11-DEC-2004 06:09:45	Twilight	45.500	54	5The Cen	2.0550	4500.0	91	14545	No
128	GOM_NL__2PRFIN20041211_061107_000000442032_00463_14545_7589.N1	11-DEC-2004 06:11:07	Dark	43.500	123	1ot Cen	2.7500	10200.	87	14545	No
129	GOM_NL__2PRFIN20041211_061249_000000412032_00463_14545_7590.N1	11-DEC-2004 06:12:49	Dark	41.000	95	Zet Cen	2.5450	26000.	82	14545	No
130	GOM_NL__2PRFIN20041211_061548_000000472032_00463_14545_7591.N1	11-DEC-2004 06:15:48	Dark	46.500	4	Alp1Cen	-0.010000	5800.0	93	14545	No
131	GOM_NL__2PRFIN20041211_061716_000000442032_00464_14546_7721.N1	11-DEC-2004 06:17:16	Dark	43.500	20	Bet Cru	1.2530	30000.	87	14546	No
132	GOM_NL__2PRFIN20041211_062025_000000472032_00464_14546_7722.N1	11-DEC-2004 06:20:25	Dark	46.500	113	Mu Vel	2.6920	5000.0	93	14546	No
133	GOM_NL__2PRFIN20041211_062405_000000402032_00464_14546_7723.N1	11-DEC-2004 06:24:05	Dark	40.000	29	Bet Car	1.6720	10200.	80	14546	No
134	GOM_NL__2PRFIN20041211_062627_000000492032_00464_14546_7724.N1	11-DEC-2004 06:26:27	Dark	49.000	41	Eps Car	1.8600	4100.0	98	14546	No
135	GOM_NL__2PRFIN20041211_062901_000000492032_00464_14546_7725.N1	11-DEC-2004 06:29:01	Dark	48.500	34	Gam2Vel	1.7930	23000.	97	14546	No
136	GOM_NL__2PRFIN20041211_063130_000000562032_00464_14546_7726.N1	11-DEC-2004 06:31:30	Dark	56.000	2	Alp Car	-0.73600	7000.0	112	14546	No
137	GOM_NL__2PRFIN20041211_063401_000000592032_00464_14546_7727.N1	11-DEC-2004 06:34:01	Dark	59.000	117	Pi Pup	2.7060	3800.0	118	14546	No
138	GOM_NL__2PRFIN20041211_063726_000000562032_00464_14546_7728.N1	11-DEC-2004 06:37:26	Straylight	55.500	23	21Eps CMa	1.5020	26000.	111	14546	No
139	GOM_NL__2PRFIN20041211_063920_000000612032_00464_14546_7729.N1	11-DEC-2004 06:39:20	Straylight	61.000	179	24Omi2CMa	3.0320	24000.	122	14546	No
140	GOM_NL__2PRFIN20041211_064239_000000812032_00464_14546_7730.N1	11-DEC-2004 06:42:39	Straylight	81.000	1	9Alp CMa	-1.4400	11000.	162	14546	No
141	GOM_NL__2PRFIN20041211_064600_000000562032_00464_14546_7731.N1	11-DEC-2004 06:46:00	Straylight	55.500	7	19Bet Ori	0.10000	14000.	111	14546	No
142	GOM_NL__2PRFIN20041211_064825_000000562032_00464_14546_7732.N1	11-DEC-2004 06:48:25	Straylight	55.500	30	46Eps Ori	1.6940	30000.	111	14546	No
143	GOM_NL__2PRFIN20041211_065016_000000442032_00464_14546_7733.N1	11-DEC-2004 06:50:16	Twilight	44.000	94	92Alp Cet	2.5260	3100.0	88	14546	No
144	GOM_NL__2PRFIN20041211_065152_000000712032_00464_14546_7734.N1	11-DEC-2004 06:51:52	Twilight	70.500	14	58Alp Ori	0.87000	3000.0	141	14546	No
145	GOM_NL__2PRFIN20041211_065606_000000492032_00464_14546_7735.N1	11-DEC-2004 06:56:06	Bright	49.000	176	23Zet Tau	3.0200	22000.	98	14546	No
146	GOM_NL__2PRFIN20041211_065808_000000482032_00464_14546_7736.N1	11-DEC-2004 06:58:08	Bright	47.500	28	12Bet Tau	1.6500	15200.	95	14546	No
147	GOM_NL__2PRFIN20041211_070003_000000372032_00464_14546_7737.N1	11-DEC-2004 07:00:03	Bright	37.000	149	45Eps Per	2.8880	30000.	74	14546	No
148	GOM_NL__2PRFIN20041211_070135_000000402032_00464_14546_7738.N1	11-DEC-2004 07:01:35	Bright	39.500	73	57Gam1And	2.2600	13100.	79	14546	No
149	GOM_NL__2PRFIN20041211_070351_000000372032_00464_14546_7739.N1	11-DEC-2004 07:03:51	Bright	37.000	160	23Gam Per	2.9300	4700.0	74	14546	No
150	GOM_NL__2PRFIN20041211_070649_000000372032_00464_14546_7740.N1	11-DEC-2004 07:06:49	Bright	37.000	110	37Del Cas	2.6780	8900.0	74	14546	No
151	GOM_NL__2PRFIN20041211_071353_000000372032_00464_14546_7741.N1	11-DEC-2004 07:13:53	Bright	37.000	49	1Alp UMi	1.9900	6300.0	74	14546	No
152	GOM_NL__2PRFIN20041211_071837_000000362032_00464_14546_7742.N1	11-DEC-2004 07:18:37	Bright	36.000	60	7Bet UMi	2.0810	3950.0	72	14546	No
153	GOM_NL__2PRFIN20041211_072140_000000392032_00464_14546_7743.N1	11-DEC-2004 07:21:40	Bright	39.000	119	14Eta Dra	2.7270	4700.0	78	14546	No
154	GOM_NL__2PRFIN20041211_072326_000000442032_00464_14546_7744.N1	11-DEC-2004 07:23:26	Bright	43.500	32	77Eps UMa	1.7630	11000.	87	14546	No
155	GOM_NL__2PRFIN20041211_072549_000000412032_00464_14546_7745.N1	11-DEC-2004 07:25:49	Bright	41.000	39	85Eta UMa	1.8540	24000.	82	14546	No
156	GOM_NL__2PRFIN20041211_072903_000000382032_00464_14546_7746.N1	11-DEC-2004 07:29:03	Bright	37.500	180	27Gam Boo	3.0400	8000.0	75	14546	No
157	GOM_NL__2PRFIN20041211_073211_000000372032_00464_14546_7747.N1	11-DEC-2004 07:32:11	Bright	37.000	83		2.3780	11000.	74	14546	No
158	GOM_NL__2PRFIN20041211_073520_000000492032_00464_14546_7748.N1	11-DEC-2004 07:35:20	Bright	48.500	111	8Eta Boo	2.6800	6000.0	97	14546	No
159	GOM_NL__2PRFIN20041211_073901_000000632032_00464_14546_7749.N1	11-DEC-2004 07:39:01	Bright	63.000	138	47Eps Vir	2.8280	4700.0	126	14546	No
160	GOM_NL__2PRFIN20041211_074118_000000862032_00464_14546_7750.N1	11-DEC-2004 07:41:18	Twilight	85.500	62	94Bet Leo	2.1360	9700.0	171	14546	No

161	GOM_NL__2PRFIN20041211_074455_000000532032_00464_14546_7751.N1	11-DEC-2004 07:44:55	Twilight	53.000	15	67Alp Vir	0.97600	28000.	106	14546	No
162	GOM_NL__2PRFIN20041211_074824_000000462032_00464_14546_7752.N1	11-DEC-2004 07:48:24	Twilight	46.000	169	46Gam Hya	2.9910	4700.0	92	14546	No
163	GOM_NL__2PRFIN20041211_075023_000000462032_00464_14546_7753.N1	11-DEC-2004 07:50:23	Twilight	45.500	54	5The Cen	2.0550	4500.0	91	14546	No
164	GOM_NL__2PRFIN20041211_075144_000000422032_00464_14546_7754.N1	11-DEC-2004 07:51:44	Dark	42.000	123	1ot Cen	2.7500	10200.	84	14546	No
165	GOM_NL__2PRFIN20041211_075325_000000402032_00464_14546_7755.N1	11-DEC-2004 07:53:25	Dark	40.000	95	Zet Cen	2.5450	26000.	80	14546	No
166	GOM_NL__2PRFIN20041211_075624_000000422032_00464_14546_7756.N1	11-DEC-2004 07:56:24	Dark	41.500	4	Alp1Cen	-0.010000	5800.0	83	14546	No
167	GOM_NL__2PRFIN20041211_075753_000000422032_00465_14547_7571.N1	11-DEC-2004 07:57:53	Dark	42.000	20	Bet Cru	1.2530	30000.	84	14547	No
168	GOM_NL__2PRFIN20041211_080102_000000452032_00465_14547_7572.N1	11-DEC-2004 08:01:02	Dark	45.000	113	Mu Vel	2.6920	5000.0	90	14547	No
169	GOM_NL__2PRFIN20041211_080442_000000482032_00465_14547_7573.N1	11-DEC-2004 08:04:42	Dark	48.000	29	Bet Car	1.6720	10200.	96	14547	No
170	GOM_NL__2PRFIN20041211_080704_000000492032_00465_14547_7574.N1	11-DEC-2004 08:07:04	Dark	48.500	41	Eps Car	1.8600	4100.0	97	14547	No
171	GOM_NL__2PRFIN20041211_080938_000000492032_00465_14547_7575.N1	11-DEC-2004 08:09:38	Dark	48.500	34	Gam2Vel	1.7930	23000.	97	14547	No
172	GOM_NL__2PRFIN20041211_081207_000000562032_00465_14547_7576.N1	11-DEC-2004 08:12:07	Dark	56.000	2	Alp Car	-0.73600	7000.0	112	14547	No
173	GOM_NL__2PRFIN20041211_081438_000000582032_00465_14547_7577.N1	11-DEC-2004 08:14:38	Dark	58.000	117	Pi Pup	2.7060	3800.0	116	14547	No
174	GOM_NL__2PRFIN20041211_081802_000000632032_00465_14547_7578.N1	11-DEC-2004 08:18:02	Straylight	62.500	23	21Eps CMa	1.5020	26000.	125	14547	No
175	GOM_NL__2PRFIN20041211_081954_000000652032_00465_14547_7579.N1	11-DEC-2004 08:19:54	Straylight	64.500	179	24Omi2CMa	3.0320	24000.	129	14547	No
176	GOM_NL__2PRFIN20041211_082315_000000812032_00465_14547_7580.N1	11-DEC-2004 08:23:15	Straylight	80.500	1	9Alp CMa	-1.4400	11000.	161	14547	No
177	GOM_NL__2PRFIN20041211_082636_000000572032_00465_14547_7581.N1	11-DEC-2004 08:26:36	Straylight	56.500	7	19Bet Ori	0.10000	14000.	113	14547	No
178	GOM_NL__2PRFIN20041211_082901_000000552032_00465_14547_7582.N1	11-DEC-2004 08:29:01	Straylight	55.000	30	46Eps Ori	1.6940	30000.	110	14547	No
179	GOM_NL__2PRFIN20041211_083053_000000472032_00465_14547_7583.N1	11-DEC-2004 08:30:53	Twilight	46.500	94	92Alp Cet	2.5260	3100.0	93	14547	No
180	GOM_NL__2PRFIN20041211_083227_000000722032_00465_14547_7584.N1	11-DEC-2004 08:32:27	Twilight	71.500	14	58Alp Ori	0.87000	3000.0	143	14547	No
181	GOM_NL__2PRFIN20041211_083642_000000472032_00465_14547_7585.N1	11-DEC-2004 08:36:42	Bright	47.000	176	23Zet Tau	3.0200	22000.	94	14547	No
182	GOM_NL__2PRFIN20041211_083843_000000462032_00465_14547_7586.N1	11-DEC-2004 08:38:43	Bright	45.500	28	12Bet Tau	1.6500	15200.	91	14547	No
183	GOM_NL__2PRFIN20041211_084039_000000372032_00465_14547_7587.N1	11-DEC-2004 08:40:39	Bright	36.500	149	45Eps Per	2.8880	30000.	73	14547	No
184	GOM_NL__2PRFIN20041211_084211_000000392032_00465_14547_7588.N1	11-DEC-2004 08:42:11	Bright	39.000	73	57Gam1And	2.2600	13100.	78	14547	No
185	GOM_NL__2PRFIN20041211_084427_000000372032_00465_14547_7589.N1	11-DEC-2004 08:44:27	Bright	36.500	160	23Gam Per	2.9300	4700.0	73	14547	No
186	GOM_NL__2PRFIN20041211_084725_000000372032_00465_14547_7590.N1	11-DEC-2004 08:47:25	Bright	37.000	110	37Del Cas	2.6780	8900.0	74	14547	No
187	GOM_NL__2PRFIN20041211_085429_000000392032_00465_14547_7591.N1	11-DEC-2004 08:54:29	Bright	38.500	49	1Alp UMi	1.9900	6300.0	77	14547	No
188	GOM_NL__2PRFIN20041211_085913_000000382032_00465_14547_7592.N1	11-DEC-2004 08:59:13	Bright	38.000	60	7Bet UMi	2.0810	3950.0	76	14547	No
189	GOM_NL__2PRFIN20041211_090217_000000382032_00465_14547_7593.N1	11-DEC-2004 09:02:17	Bright	38.000	119	14Eta Dra	2.7270	4700.0	76	14547	No
190	GOM_NL__2PRFIN20041211_090359_000000442032_00465_14547_7594.N1	11-DEC-2004 09:03:59	Bright	43.500	32	77Eps UMa	1.7630	11000.	87	14547	No
191	GOM_NL__2PRFIN20041211_090627_000000422032_00465_14547_7595.N1	11-DEC-2004 09:06:27	Bright	41.500	39	85Eta UMa	1.8540	24000.	83	14547	No
192	GOM_NL__2PRFIN20041211_090939_000000382032_00465_14547_7596.N1	11-DEC-2004 09:09:39	Bright	38.000	180	27Gam Boo	3.0400	8000.0	76	14547	No
193	GOM_NL__2PRFIN20041211_091247_000000372032_00465_14547_7597.N1	11-DEC-2004 09:12:47	Bright	36.500	83		2.3780	11000.	73	14547	No
194	GOM_NL__2PRFIN20041211_091558_000000432032_00465_14547_7598.N1	11-DEC-2004 09:15:58	Bright	42.500	111	8Eta Boo	2.6800	6000.0	85	14547	No
195	GOM_NL__2PRFIN20041211_091938_000000682032_00465_14547_7599.N1	11-DEC-2004 09:19:38	Bright	68.000	138	47Eps Vir	2.8280	4700.0	136	14547	No
196	GOM_NL__2PRFIN20041211_092155_000000892032_00465_14547_7600.N1	11-DEC-2004 09:21:55	Twilight	88.500	62	94Bet Leo	2.1360	9700.0	177	14547	No
197	GOM_NL__2PRFIN20041211_092532_000000512032_00465_14547_7601.N1	11-DEC-2004 09:25:32	Twilight	50.500	15	67Alp Vir	0.97600	28000.	101	14547	No
198	GOM_NL__2PRFIN20041211_092901_000000462032_00465_14547_7602.N1	11-DEC-2004 09:29:01	Twilight	46.000	169	46Gam Hya	2.9910	4700.0	92	14547	No
199	GOM_NL__2PRFIN20041211_093059_000000422032_00465_14547_7603.N1	11-DEC-2004 09:30:59	Twilight	41.500	54	5The Cen	2.0550	4500.0	83	14547	No
200	GOM_NL__2PRFIN20041211_093221_000000422032_00465_14547_7604.N1	11-DEC-2004 09:32:21	Dark	42.000	123	1ot Cen	2.7500	10200.	84	14547	No
201	GOM_NL__2PRFIN20041211_093402_000000392032_00465_14547_7605.N1	11-DEC-2004 09:34:02	Dark	38.500	95	Zet Cen	2.5450	26000.	77	14547	No
202	GOM_NL__2PRFIN20041211_093700_000000522032_00465_14547_7606.N1	11-DEC-2004 09:37:00	Dark	52.000	4	Alp1Cen	-0.010000	5800.0	104	14547	No
203	GOM_NL__2PRFIN20041211_093829_000000432032_00466_14548_7569.N1	11-DEC-2004 09:38:29	Dark	43.000	20	Bet Cru	1.2530	30000.	86	14548	No
204	GOM_NL__2PRFIN20041211_094138_000000482032_00466_14548_7570.N1	11-DEC-2004 09:41:38	Dark	48.000	113	Mu Vel	2.6920	5000.0	96	14548	No
205	GOM_NL__2PRFIN20041211_094518_000000412032_00466_14548_7571.N1	11-DEC-2004 09:45:18	Dark	41.000	29	Bet Car	1.6720	10200.	82	14548	No
206	GOM_NL__2PRFIN20041211_094740_000000472032_00466_14548_7572.N1	11-DEC-2004 09:47:40	Dark	47.000	41	Eps Car	1.8600	4100.0	94	14548	No
207	GOM_NL__2PRFIN20041211_095015_000000482032_00466_14548_7573.N1	11-DEC-2004 09:50:15	Dark	48.000	34	Gam2Vel	1.7930	23000.	96	14548	No
208	GOM_NL__2PRFIN20041211_095243_000000522032_00466_14548_7574.N1	11-DEC-2004 09:52:43	Dark	51.500	2	Alp Car	-0.73600	7000.0	103	14548	No
209	GOM_NL__2PRFIN20041211_095515_000000532032_00466_14548_7575.N1	11-DEC-2004 09:55:15	Dark	53.000	117	Pi Pup	2.7060	3800.0	106	14548	No
210	GOM_NL__2PRFIN20041211_095839_000000622032_00466_14548_7576.N1	11-DEC-2004 09:58:39	Straylight	61.500	23	21Eps CMa	1.5020	26000.	123	14548	No
211	GOM_NL__2PRFIN20041211_100030_000000642032_00466_14548_7577.N1	11-DEC-2004 10:00:30	Straylight	63.500	179	24Omi2CMa	3.0320	24000.	127	14548	No
212	GOM_NL__2PRFIN20041211_100349_000000812032_00466_14548_7578.N1	11-DEC-2004 10:03:49	Straylight	81.000	1	9Alp CMa	-1.4400	11000.	162	14548	No
213	GOM_NL__2PRFIN20041211_100712_000000562032_00466_14548_7579.N1	11-DEC-2004 10:07:12	Straylight	56.000	7	19Bet Ori	0.10000	14000.	112	14548	No
214	GOM_NL__2PRFIN20041211_100937_000000572032_00466_14548_7580.N1	11-DEC-2004 10:09:37	Straylight	56.500	30	46Eps Ori	1.6940	30000.	113	14548	No
215	GOM_NL__2PRFIN20041211_101129_000000502032_00466_14548_7581.N1	11-DEC-2004 10:11:29	Twilight	50.000	94	92Alp Cet	2.5260	3100.0	100	14548	No
216	GOM_NL__2PRFIN20041211_101302_000000732032_00466_14548_7582.N1	11-DEC-2004 10:13:02	Twilight	73.000	14	58Alp Ori	0.87000	3000.0	146	14548	No
217	GOM_NL__2PRFIN20041211_101717_000000492032_00466_14548_7583.N1	11-DEC-2004 10:17:17	Bright	48.500	176	23Zet Tau	3.0200	22000.	97	14548	No
218	GOM_NL__2PRFIN20041211_101919_000000462032_00466_14548_7584.N1	11-DEC-2004 10:19:19	Bright	45.500	28	12Bet Tau	1.6500	15200.	91	14548	No
219	GOM_NL__2PRFIN20041211_102114_000000502032_00466_14548_7585.N1	11-DEC-2004 10:21:14	Bright	50.000	149	45Eps Per	2.8880	30000.	100	14548	No

220	GOM_NL__2PRFIN20041211_102247_000000412032_00466_14548_7586.N1	11-DEC-2004 10:22:47	Bright	41.000	73	57Gam1And	2.2600	13100.	82	14548	No
221	GOM_NL__2PRFIN20041211_102503_000000382032_00466_14548_7587.N1	11-DEC-2004 10:25:03	Bright	38.000	160	23Gam Per	2.9300	4700.0	76	14548	No
222	GOM_NL__2PRFIN20041211_102801_000000372032_00466_14548_7588.N1	11-DEC-2004 10:28:01	Bright	37.000	110	37Del Cas	2.6780	8900.0	74	14548	No
223	GOM_NL__2PRFIN20041211_103505_000000382032_00466_14548_7589.N1	11-DEC-2004 10:35:05	Bright	38.000	49	1Alp UMi	1.9900	6300.0	76	14548	No
224	GOM_NL__2PRFIN20041211_103948_000000402032_00466_14548_7590.N1	11-DEC-2004 10:39:48	Bright	40.000	60	7Bet UMi	2.0810	3950.0	80	14548	No
225	GOM_NL__2PRFIN20041211_104254_000000372032_00466_14548_7591.N1	11-DEC-2004 10:42:54	Bright	37.000	119	14Eta Dra	2.7270	4700.0	74	14548	No
226	GOM_NL__2PRFIN20041211_104437_000000422032_00466_14548_7592.N1	11-DEC-2004 10:44:37	Bright	42.000	32	77Eps UMa	1.7630	11000.	84	14548	No
227	GOM_NL__2PRFIN20041211_104700_000000452032_00466_14548_7593.N1	11-DEC-2004 10:47:00	Bright	44.500	39	85Eta UMa	1.8540	24000.	89	14548	No
228	GOM_NL__2PRFIN20041211_105015_000000382032_00466_14548_7594.N1	11-DEC-2004 10:50:15	Bright	37.500	180	27Gam Boo	3.0400	8000.0	75	14548	No
229	GOM_NL__2PRFIN20041211_105323_000000362032_00466_14548_7595.N1	11-DEC-2004 10:53:23	Bright	36.000	83		2.3780	11000.	72	14548	No
230	GOM_NL__2PRFIN20041211_105632_000000432032_00466_14548_7596.N1	11-DEC-2004 10:56:32	Bright	43.000	111	8Eta Boo	2.6800	6000.0	86	14548	No
231	GOM_NL__2PRFIN20041211_110014_000000632032_00466_14548_7597.N1	11-DEC-2004 11:00:14	Bright	62.500	138	47Eps Vir	2.8280	4700.0	125	14548	No
232	GOM_NL__2PRFIN20041211_110233_000000892032_00466_14548_7598.N1	11-DEC-2004 11:02:33	Twi_and_stray	89.000	62	94Bet Leo	2.1360	9700.0	178	14548	No
233	GOM_NL__2PRFIN20041211_110608_000000482032_00466_14548_7599.N1	11-DEC-2004 11:06:08	Twi_and_stray	48.000	15	67Alp Vir	0.97600	28000.	96	14548	No
234	GOM_NL__2PRFIN20041211_110937_000000472032_00466_14548_7600.N1	11-DEC-2004 11:09:37	Twilight	47.000	169	46Gam Hya	2.9910	4700.0	94	14548	No
235	GOM_NL__2PRFIN20041211_111135_000000452032_00466_14548_7601.N1	11-DEC-2004 11:11:35	Twilight	45.000	54	5The Cen	2.0550	4500.0	90	14548	No
236	GOM_NL__2PRFIN20041211_111257_000000412032_00466_14548_7602.N1	11-DEC-2004 11:12:57	Dark	40.500	123	1ot Cen	2.7500	10200.	81	14548	No
237	GOM_NL__2PRFIN20041211_111438_000000392032_00466_14548_7603.N1	11-DEC-2004 11:14:38	Dark	39.000	95	Zet Cen	2.5450	26000.	78	14548	No
238	GOM_NL__2PRFIN20041211_111735_000000452032_00466_14548_7604.N1	11-DEC-2004 11:17:35	Dark	45.000	4	Alp1Cen	-0.010000	5800.0	90	14548	No
239	GOM_NL__2PRFIN20041211_111905_000000402032_00467_14549_7723.N1	11-DEC-2004 11:19:05	Dark	40.000	20	Bet Cru	1.2530	30000.	80	14549	No
240	GOM_NL__2PRFIN20041211_112214_000000482032_00467_14549_7724.N1	11-DEC-2004 11:22:14	Dark	47.500	113	Mu Vel	2.6920	5000.0	95	14549	No
241	GOM_NL__2PRFIN20041211_112554_000000412032_00467_14549_7725.N1	11-DEC-2004 11:25:54	Dark	40.500	29	Bet Car	1.6720	10200.	81	14549	No
242	GOM_NL__2PRFIN20041211_112816_000000462032_00467_14549_7726.N1	11-DEC-2004 11:28:16	Dark	45.500	41	Eps Car	1.8600	4100.0	91	14549	No
243	GOM_NL__2PRFIN20041211_113050_000000502032_00467_14549_7727.N1	11-DEC-2004 11:30:50	Dark	49.500	34	Gam2Vel	1.7930	23000.	99	14549	No
244	GOM_NL__2PRFIN20041211_113319_000000562032_00467_14549_7728.N1	11-DEC-2004 11:33:19	Dark	56.000	2	Alp Car	-0.73600	7000.0	112	14549	No
245	GOM_NL__2PRFIN20041211_113551_000000602032_00467_14549_7729.N1	11-DEC-2004 11:35:51	Dark	60.000	117	Pi Pup	2.7060	3800.0	120	14549	No
246	GOM_NL__2PRFIN20041211_113915_000000612032_00467_14549_7730.N1	11-DEC-2004 11:39:15	Straylight	61.000	23	21Eps CMa	1.5020	26000.	122	14549	No
247	GOM_NL__2PRFIN20041211_114109_000000612032_00467_14549_7731.N1	11-DEC-2004 11:41:09	Straylight	60.500	179	24Omi2CMa	3.0320	24000.	121	14549	No
248	GOM_NL__2PRFIN20041211_114427_000000722032_00467_14549_7732.N1	11-DEC-2004 11:44:27	Straylight	72.000	1	9Alp CMa	-1.4400	11000.	144	14549	No
249	GOM_NL__2PRFIN20041211_114747_000000592032_00467_14549_7733.N1	11-DEC-2004 11:47:47	Straylight	59.000	7	19Bet Ori	0.10000	14000.	118	14549	No
250	GOM_NL__2PRFIN20041211_115013_000000572032_00467_14549_7734.N1	11-DEC-2004 11:50:13	Straylight	56.500	30	46Eps Ori	1.6940	30000.	113	14549	No
251	GOM_NL__2PRFIN20041211_115205_000000472032_00467_14549_7735.N1	11-DEC-2004 11:52:05	Twi_and_stray	47.000	94	92Alp Cet	2.5260	3100.0	94	14549	No
252	GOM_NL__2PRFIN20041211_115337_000000672032_00467_14549_7736.N1	11-DEC-2004 11:53:37	Twi_and_stray	66.500	14	58Alp Ori	0.87000	3000.0	133	14549	No
253	GOM_NL__2PRFIN20041211_115751_000000502032_00467_14549_7737.N1	11-DEC-2004 11:57:51	Bright	50.000	176	23Zet Tau	3.0200	22000.	100	14549	No
254	GOM_NL__2PRFIN20041211_115954_000000472032_00467_14549_7738.N1	11-DEC-2004 11:59:54	Bright	46.500	28	12Bet Tau	1.6500	15200.	93	14549	No
255	GOM_NL__2PRFIN20041211_120150_000000372032_00467_14549_7739.N1	11-DEC-2004 12:01:50	Bright	37.000	149	45Eps Per	2.8880	30000.	74	14549	No
256	GOM_NL__2PRFIN20041211_120323_000000392032_00467_14549_7740.N1	11-DEC-2004 12:03:23	Bright	39.000	73	57Gam1And	2.2600	13100.	78	14549	No
257	GOM_NL__2PRFIN20041211_120538_000000382032_00467_14549_7741.N1	11-DEC-2004 12:05:38	Bright	38.000	160	23Gam Per	2.9300	4700.0	76	14549	No
258	GOM_NL__2PRFIN20041211_120837_000000392032_00467_14549_7742.N1	11-DEC-2004 12:08:37	Bright	38.500	110	37Del Cas	2.6780	8900.0	77	14549	No
259	GOM_NL__2PRFIN20041211_121538_000000412032_00467_14549_7743.N1	11-DEC-2004 12:15:38	Bright	40.500	49	1Alp UMi	1.9900	6300.0	81	14549	No
260	GOM_NL__2PRFIN20041211_122022_000000372032_00467_14549_7744.N1	11-DEC-2004 12:20:22	Bright	37.000	60	7Bet UMi	2.0810	3950.0	74	14549	No
261	GOM_NL__2PRFIN20041211_122329_000000362032_00467_14549_7745.N1	11-DEC-2004 12:23:29	Bright	36.000	119	14Eta Dra	2.7270	4700.0	72	14549	No
262	GOM_NL__2PRFIN20041211_122511_000000462032_00467_14549_7746.N1	11-DEC-2004 12:25:11	Bright	46.000	32	77Eps UMa	1.7630	11000.	92	14549	No
263	GOM_NL__2PRFIN20041211_122736_000000442032_00467_14549_7747.N1	11-DEC-2004 12:27:36	Bright	43.500	39	85Eta UMa	1.8540	24000.	87	14549	No
264	GOM_NL__2PRFIN20041211_123051_000000382032_00467_14549_7748.N1	11-DEC-2004 12:30:51	Bright	38.000	180	27Gam Boo	3.0400	8000.0	76	14549	No
265	GOM_NL__2PRFIN20041211_123358_000000392032_00467_14549_7749.N1	11-DEC-2004 12:33:58	Bright	38.500	83		2.3780	11000.	77	14549	No
266	GOM_NL__2PRFIN20041211_123709_000000432032_00467_14549_7750.N1	11-DEC-2004 12:37:09	Bright	42.500	111	8Eta Boo	2.6800	6000.0	85	14549	No
267	GOM_NL__2PRFIN20041211_124051_000000482032_00467_14549_7751.N1	11-DEC-2004 12:40:51	Bright	48.000	138	47Eps Vir	2.8280	4700.0	96	14549	No
268	GOM_NL__2PRFIN20041211_124310_000000902032_00467_14549_7752.N1	11-DEC-2004 12:43:10	Twi_and_stray	90.000	62	94Bet Leo	2.1360	9700.0	180	14549	No
269	GOM_NL__2PRFIN20041211_124644_000000522032_00467_14549_7753.N1	11-DEC-2004 12:46:44	Twi_and_stray	52.000	15	67Alp Vir	0.97600	28000.	104	14549	No
270	GOM_NL__2PRFIN20041211_125014_000000452032_00467_14549_7754.N1	11-DEC-2004 12:50:14	Twilight	45.000	169	46Gam Hya	2.9910	4700.0	90	14549	No
271	GOM_NL__2PRFIN20041211_125211_000000502032_00467_14549_7755.N1	11-DEC-2004 12:52:11	Twilight	50.000	54	5The Cen	2.0550	4500.0	100	14549	No
272	GOM_NL__2PRFIN20041211_125333_000000412032_00467_14549_7756.N1	11-DEC-2004 12:53:33	Dark	41.000	123	1ot Cen	2.7500	10200.	82	14549	No
273	GOM_NL__2PRFIN20041211_125513_000000392032_00467_14549_7757.N1	11-DEC-2004 12:55:13	Dark	39.000	95	Zet Cen	2.5450	26000.	78	14549	No
274	GOM_NL__2PRFIN20041211_125811_000000522032_00467_14549_7758.N1	11-DEC-2004 12:58:11	Dark	52.000	4	Alp1Cen	-0.010000	5800.0	104	14549	No
275	GOM_NL__2PRFIN20041211_125941_000000402032_00468_14550_7561.N1	11-DEC-2004 12:59:41	Dark	40.000	20	Bet Cru	1.2530	30000.	80	14550	No
276	GOM_NL__2PRFIN20041211_130251_000000482032_00468_14550_7562.N1	11-DEC-2004 13:02:51	Dark	47.500	113	Mu Vel	2.6920	5000.0	95	14550	No
277	GOM_NL__2PRFIN20041211_130630_000000422032_00468_14550_7563.N1	11-DEC-2004 13:06:30	Dark	42.000	29	Bet Car	1.6720	10200.	84	14550	No
278	GOM_NL__2PRFIN20041211_130853_000000462032_00468_14550_7564.N1	11-DEC-2004 13:08:53	Dark	45.500	41	Eps Car	1.8600	4100.0	91	14550	No

279	GOM_NL__2PRFIN20041211_131127_000000512032_00468_14550_7565.N1	11-DEC-2004 13:11:27	Dark	50.500	34	Gam2Vel	1.7930	23000.	101	14550	No
280	GOM_NL__2PRFIN20041211_131355_000000562032_00468_14550_7566.N1	11-DEC-2004 13:13:55	Dark	56.000	2	Alp Car	-0.73600	7000.0	112	14550	No
281	GOM_NL__2PRFIN20041211_131627_000000612032_00468_14550_7567.N1	11-DEC-2004 13:16:27	Dark	61.000	117	Pi Pup	2.7060	3800.0	122	14550	No
282	GOM_NL__2PRFIN20041211_131949_000000622032_00468_14550_7568.N1	11-DEC-2004 13:19:49	Straylight	61.500	23	21Eps CMa	1.5020	26000.	123	14550	No
283	GOM_NL__2PRFIN20041211_132145_000000632032_00468_14550_7569.N1	11-DEC-2004 13:21:45	Straylight	62.500	179	24Omi2CMa	3.0320	24000.	125	14550	No
284	GOM_NL__2PRFIN20041211_132503_000000712032_00468_14550_7570.N1	11-DEC-2004 13:25:03	Straylight	71.000	1	9Alp CMa	-1.4400	11000.	142	14550	No
285	GOM_NL__2PRFIN20041211_132823_000000542032_00468_14550_7571.N1	11-DEC-2004 13:28:23	Straylight	53.500	7	19Bet Ori	0.10000	14000.	107	14550	No
286	GOM_NL__2PRFIN20041211_133047_000000572032_00468_14550_7572.N1	11-DEC-2004 13:30:47	Straylight	56.500	30	46Eps Ori	1.6940	30000.	113	14550	No
287	GOM_NL__2PRFIN20041211_133314_000000562032_00468_14550_7573.N1	11-DEC-2004 13:33:14	Twilight	55.500	27	24Gam Ori	1.6360	26000.	111	14550	No
288	GOM_NL__2PRFIN20041211_133551_000000512032_00468_14550_7574.N1	11-DEC-2004 13:35:51	Twilight	50.500	13	87Alp Tau	0.86700	3800.0	101	14550	No
289	GOM_NL__2PRFIN20041211_133828_000000482032_00468_14550_7575.N1	11-DEC-2004 13:38:28	Bright	48.000	176	23Zet Tau	3.0200	22000.	96	14550	No
290	GOM_NL__2PRFIN20041211_134006_000000372032_00468_14550_7576.N1	11-DEC-2004 13:40:06	Bright	36.500	150	44Zet Per	2.8900	28000.	73	14550	No
291	GOM_NL__2PRFIN20041211_134226_000000382032_00468_14550_7577.N1	11-DEC-2004 13:42:26	Bright	38.000	149	45Eps Per	2.8880	30000.	76	14550	No
292	GOM_NL__2PRFIN20041211_134359_000000392032_00468_14550_7578.N1	11-DEC-2004 13:43:59	Bright	38.500	73	57Gam1And	2.2600	13100.	77	14550	No
293	GOM_NL__2PRFIN20041211_134615_000000372032_00468_14550_7579.N1	11-DEC-2004 13:46:15	Bright	37.000	160	23Gam Per	2.9300	4700.0	74	14550	No
294	GOM_NL__2PRFIN20041211_134913_000000392032_00468_14550_7580.N1	11-DEC-2004 13:49:13	Bright	38.500	110	37Del Cas	2.6780	8900.0	77	14550	No
295	GOM_NL__2PRFIN20041211_135616_000000392032_00468_14550_7581.N1	11-DEC-2004 13:56:16	Bright	38.500	49	1Alp UMi	1.9900	6300.0	77	14550	No
296	GOM_NL__2PRFIN20041211_140100_000000402032_00468_14550_7582.N1	11-DEC-2004 14:01:00	Bright	39.500	60	7Bet UMi	2.0810	3950.0	79	14550	No
297	GOM_NL__2PRFIN20041211_140406_000000522032_00468_14550_7583.N1	11-DEC-2004 14:04:06	Bright	52.000	119	14Eta Dra	2.7270	4700.0	104	14550	No
298	GOM_NL__2PRFIN20041211_140549_000000452032_00468_14550_7584.N1	11-DEC-2004 14:05:49	Bright	45.000	32	77Eps UMa	1.7630	11000.	90	14550	No
299	GOM_NL__2PRFIN20041211_140815_000000412032_00468_14550_7585.N1	11-DEC-2004 14:08:15	Bright	40.500	39	85Eta UMa	1.8540	24000.	81	14550	No
300	GOM_NL__2PRFIN20041211_141127_000000382032_00468_14550_7586.N1	11-DEC-2004 14:11:27	Bright	38.000	180	27Gam Boo	3.0400	8000.0	76	14550	No
301	GOM_NL__2PRFIN20041211_141435_000000442032_00468_14550_7587.N1	11-DEC-2004 14:14:35	Bright	44.000	83		2.3780	11000.	88	14550	No
302	GOM_NL__2PRFIN20041211_141747_000000412032_00468_14550_7588.N1	11-DEC-2004 14:17:47	Bright	40.500	111	8Eta Boo	2.6800	6000.0	81	14550	No
303	GOM_NL__2PRFIN20041211_142127_000000502032_00468_14550_7589.N1	11-DEC-2004 14:21:27	Bright	49.500	138	47Eps Vir	2.8280	4700.0	99	14550	No
304	GOM_NL__2PRFIN20041211_142347_000000952032_00468_14550_7590.N1	11-DEC-2004 14:23:47	Twilight	94.500	62	94Bet Leo	2.1360	9700.0	189	14550	No
305	GOM_NL__2PRFIN20041211_142721_000000522032_00468_14550_7591.N1	11-DEC-2004 14:27:21	Twilight	52.000	15	67Alp Vir	0.97600	28000.	104	14550	No
306	GOM_NL__2PRFIN20041211_143050_000000482032_00468_14550_7592.N1	11-DEC-2004 14:30:50	Twilight	47.500	169	46Gam Hya	2.9910	4700.0	95	14550	No
307	GOM_NL__2PRFIN20041211_143247_000000452032_00468_14550_7593.N1	11-DEC-2004 14:32:47	Twilight	45.000	54	5The Cen	2.0550	4500.0	90	14550	No
308	GOM_NL__2PRFIN20041211_143410_000000422032_00468_14550_7594.N1	11-DEC-2004 14:34:10	Dark	42.000	123	1ot Cen	2.7500	10200.	84	14550	No
309	GOM_NL__2PRFIN20041211_143550_000000422032_00468_14550_7595.N1	11-DEC-2004 14:35:50	Dark	42.000	95	Zet Cen	2.5450	26000.	84	14550	No
310	GOM_NL__2PRFIN20041211_143847_000000522032_00468_14550_7596.N1	11-DEC-2004 14:38:47	Dark	52.000	4	Alp1Cen	-0.010000	5800.0	104	14550	No
311	GOM_NL__2PRFIN20041211_144327_000000482032_00469_14551_7561.N1	11-DEC-2004 14:43:27	Dark	48.000	113	Mu Vel	2.6920	5000.0	96	14551	No
312	GOM_NL__2PRFIN20041211_144706_000000422032_00469_14551_7562.N1	11-DEC-2004 14:47:06	Dark	41.500	29	Bet Car	1.6720	10200.	83	14551	No
313	GOM_NL__2PRFIN20041211_144929_000000472032_00469_14551_7563.N1	11-DEC-2004 14:49:29	Dark	47.000	41	Eps Car	1.8600	4100.0	94	14551	No
314	GOM_NL__2PRFIN20041211_145204_000000492032_00469_14551_7564.N1	11-DEC-2004 14:52:04	Dark	48.500	34	Gam2Vel	1.7930	23000.	97	14551	No
315	GOM_NL__2PRFIN20041211_145431_000000502032_00469_14551_7565.N1	11-DEC-2004 14:54:31	Dark	49.500	2	Alp Car	-0.73600	7000.0	99	14551	No
316	GOM_NL__2PRFIN20041211_145704_000000602032_00469_14551_7566.N1	11-DEC-2004 14:57:04	Dark	60.000	117	Pi Pup	2.7060	3800.0	120	14551	No
317	GOM_NL__2PRFIN20041211_150026_000000672032_00469_14551_7567.N1	11-DEC-2004 15:00:26	Straylight	66.500	23	21Eps CMa	1.5020	26000.	133	14551	No
318	GOM_NL__2PRFIN20041211_150221_000000632032_00469_14551_7568.N1	11-DEC-2004 15:02:21	Straylight	63.000	179	24Omi2CMa	3.0320	24000.	126	14551	No
319	GOM_NL__2PRFIN20041211_150540_000000802032_00469_14551_7569.N1	11-DEC-2004 15:05:40	Straylight	80.000	1	9Alp CMa	-1.4400	11000.	160	14551	No
320	GOM_NL__2PRFIN20041211_150859_000000522032_00469_14551_7570.N1	11-DEC-2004 15:08:59	Straylight	52.000	7	19Bet Ori	0.10000	14000.	104	14551	No
321	GOM_NL__2PRFIN20041211_151124_000000572032_00469_14551_7571.N1	11-DEC-2004 15:11:24	Straylight	57.000	30	46Eps Ori	1.6940	30000.	114	14551	No
322	GOM_NL__2PRFIN20041211_151350_000000532032_00469_14551_7572.N1	11-DEC-2004 15:13:50	Twilight	53.000	27	24Gam Ori	1.6360	26000.	106	14551	No
323	GOM_NL__2PRFIN20041211_151627_000000562032_00469_14551_7573.N1	11-DEC-2004 15:16:27	Twilight	56.000	13	87Alp Tau	0.86700	3800.0	112	14551	No
324	GOM_NL__2PRFIN20041211_151903_000000472032_00469_14551_7574.N1	11-DEC-2004 15:19:03	Bright	46.500	176	23Zet Tau	3.0200	22000.	93	14551	No
325	GOM_NL__2PRFIN20041211_152042_000000382032_00469_14551_7575.N1	11-DEC-2004 15:20:42	Bright	38.000	150	44Zet Per	2.8900	28000.	76	14551	No
326	GOM_NL__2PRFIN20041211_152302_000000372032_00469_14551_7576.N1	11-DEC-2004 15:23:02	Bright	36.500	149	45Eps Per	2.8880	30000.	73	14551	No
327	GOM_NL__2PRFIN20041211_152436_000000382032_00469_14551_7577.N1	11-DEC-2004 15:24:36	Bright	37.500	73	57Gam1And	2.2600	13100.	75	14551	No
328	GOM_NL__2PRFIN20041211_152651_000000362032_00469_14551_7578.N1	11-DEC-2004 15:26:51	Bright	36.000	160	23Gam Per	2.9300	4700.0	72	14551	No
329	GOM_NL__2PRFIN20041211_152950_000000382032_00469_14551_7579.N1	11-DEC-2004 15:29:50	Bright	37.500	110	37Del Cas	2.6780	8900.0	75	14551	No
330	GOM_NL__2PRFIN20041211_153652_000000392032_00469_14551_7580.N1	11-DEC-2004 15:36:52	Bright	39.000	49	1Alp UMi	1.9900	6300.0	78	14551	No
331	GOM_NL__2PRFIN20041211_154135_000000392032_00469_14551_7581.N1	11-DEC-2004 15:41:35	Bright	39.000	60	7Bet UMi	2.0810	3950.0	78	14551	No
332	GOM_NL__2PRFIN20041211_154442_000000382032_00469_14551_7582.N1	11-DEC-2004 15:44:42	Bright	37.500	119	14Eta Dra	2.7270	4700.0	75	14551	No
333	GOM_NL__2PRFIN20041211_154625_000000432032_00469_14551_7583.N1	11-DEC-2004 15:46:25	Bright	42.500	32	77Eps UMa	1.7630	11000.	85	14551	No
334	GOM_NL__2PRFIN20041211_154851_000000392032_00469_14551_7584.N1	11-DEC-2004 15:48:51	Bright	39.000	39	85Eta UMa	1.8540	24000.	78	14551	No
335	GOM_NL__2PRFIN20041211_155203_000000382032_00469_14551_7585.N1	11-DEC-2004 15:52:03	Bright	37.500	180	27Gam Boo	3.0400	8000.0	75	14551	No
336	GOM_NL__2PRFIN20041211_155511_000000382032_00469_14551_7586.N1	11-DEC-2004 15:55:11	Bright	37.500	83		2.3780	11000.	75	14551	No
337	GOM_NL__2PRFIN20041211_155824_000000412032_00469_14551_7587.N1	11-DEC-2004 15:58:24	Bright	41.000	111	8Eta Boo	2.6800	6000.0	82	14551	No

338	GOM_NL__2PRFIN20041211_160204_000000502032_00469_14551_7588.N1	11-DEC-2004 16:02:04	Bright	50.000	138	47Eps Vir	2.8280	4700.0	100	14551	No
339	GOM_NL__2PRFIN20041211_160424_000000862032_00469_14551_7589.N1	11-DEC-2004 16:04:24	Twilight	86.000	62	94Bet Leo	2.1360	9700.0	172	14551	No
340	GOM_NL__2PRFIN20041211_160758_000000532032_00469_14551_7590.N1	11-DEC-2004 16:07:58	Twilight	53.000	15	67Alp Vir	0.97600	28000.	106	14551	No
341	GOM_NL__2PRFIN20041211_161127_000000452032_00469_14551_7591.N1	11-DEC-2004 16:11:27	Twilight	44.500	169	46Gam Hya	2.9910	4700.0	89	14551	No
342	GOM_NL__2PRFIN20041211_161324_000000452032_00469_14551_7592.N1	11-DEC-2004 16:13:24	Twilight	44.500	54	5The Cen	2.0550	4500.0	89	14551	No
343	GOM_NL__2PRFIN20041211_161446_000000432032_00469_14551_7593.N1	11-DEC-2004 16:14:46	Dark	42.500	123	1ot Cen	2.7500	10200.	85	14551	No
344	GOM_NL__2PRFIN20041211_161626_000000392032_00469_14551_7594.N1	11-DEC-2004 16:16:26	Dark	38.500	95	Zet Cen	2.5450	26000.	77	14551	No
345	GOM_NL__2PRFIN20041211_161923_000000492032_00469_14551_7595.N1	11-DEC-2004 16:19:23	Dark	48.500	4	Alp1Cen	-0.010000	5800.0	97	14551	No
346	GOM_NL__2PRFIN20041211_162405_000000472032_00470_14552_7725.N1	11-DEC-2004 16:24:05	Dark	47.000	113	Mu Vel	2.6920	5000.0	94	14552	No
347	GOM_NL__2PRFIN20041211_162743_000000412032_00470_14552_7726.N1	11-DEC-2004 16:27:43	Dark	41.000	29	Bet Car	1.6720	10200.	82	14552	No
348	GOM_NL__2PRFIN20041211_163006_000000442032_00470_14552_7727.N1	11-DEC-2004 16:30:06	Dark	44.000	41	Eps Car	1.8600	4100.0	88	14552	No
349	GOM_NL__2PRFIN20041211_163240_000000512032_00470_14552_7728.N1	11-DEC-2004 16:32:40	Dark	50.500	34	Gam2Vel	1.7930	23000.	101	14552	No
350	GOM_NL__2PRFIN20041211_163508_000000492032_00470_14552_7729.N1	11-DEC-2004 16:35:08	Dark	49.000	2	Alp Car	-0.73600	7000.0	98	14552	No
351	GOM_NL__2PRFIN20041211_163741_000000612032_00470_14552_7730.N1	11-DEC-2004 16:37:41	Dark	60.500	117	Pi Pup	2.7060	3800.0	121	14552	No
352	GOM_NL__2PRFIN20041211_164104_000000652032_00470_14552_7731.N1	11-DEC-2004 16:41:04	Straylight	65.000	23	21Eps CMa	1.5020	26000.	130	14552	No
353	GOM_NL__2PRFIN20041211_164258_000000612032_00470_14552_7732.N1	11-DEC-2004 16:42:58	Straylight	61.000	179	24Omi2CMa	3.0320	24000.	122	14552	No
354	GOM_NL__2PRFIN20041211_164615_000000722032_00470_14552_7733.N1	11-DEC-2004 16:46:15	Straylight	71.500	1	9Alp CMa	-1.4400	11000.	143	14552	No
355	GOM_NL__2PRFIN20041211_164935_000000542032_00470_14552_7734.N1	11-DEC-2004 16:49:35	Straylight	53.500	7	19Bet Ori	0.10000	14000.	107	14552	No
356	GOM_NL__2PRFIN20041211_165159_000000552032_00470_14552_7735.N1	11-DEC-2004 16:51:59	Straylight	55.000	30	46Eps Ori	1.6940	30000.	110	14552	No
357	GOM_NL__2PRFIN20041211_165425_000000562032_00470_14552_7736.N1	11-DEC-2004 16:54:25	Twilight	56.000	27	24Gam Ori	1.6360	26000.	112	14552	No
358	GOM_NL__2PRFIN20041211_165703_000000562032_00470_14552_7737.N1	11-DEC-2004 16:57:03	Twilight	56.000	13	87Alp Tau	0.86700	3800.0	112	14552	No
359	GOM_NL__2PRFIN20041211_165938_000000482032_00470_14552_7738.N1	11-DEC-2004 16:59:38	Bright	48.000	176	23Zet Tau	3.0200	22000.	96	14552	No
360	GOM_NL__2PRFIN20041211_170118_000000382032_00470_14552_7739.N1	11-DEC-2004 17:01:18	Bright	38.000	150	44Zet Per	2.8900	28000.	76	14552	No
361	GOM_NL__2PRFIN20041211_170337_000000372032_00470_14552_7740.N1	11-DEC-2004 17:03:37	Bright	36.500	149	45Eps Per	2.8880	30000.	73	14552	No
362	GOM_NL__2PRFIN20041211_170512_000000392032_00470_14552_7741.N1	11-DEC-2004 17:05:12	Bright	38.500	73	57Gam1And	2.2600	13100.	77	14552	No
363	GOM_NL__2PRFIN20041211_170726_000000392032_00470_14552_7742.N1	11-DEC-2004 17:07:26	Bright	39.000	160	23Gam Per	2.9300	4700.0	78	14552	No
364	GOM_NL__2PRFIN20041211_171026_000000382032_00470_14552_7743.N1	11-DEC-2004 17:10:26	Bright	38.000	110	37Del Cas	2.6780	8900.0	76	14552	No
365	GOM_NL__2PRFIN20041211_171728_000000382032_00470_14552_7744.N1	11-DEC-2004 17:17:28	Bright	37.500	49	1Alp UMi	1.9900	6300.0	75	14552	No
366	GOM_NL__2PRFIN20041211_172211_000000372032_00470_14552_7745.N1	11-DEC-2004 17:22:11	Bright	36.500	60	7Bet UMi	2.0810	3950.0	73	14552	No
367	GOM_NL__2PRFIN20041211_172518_000000382032_00470_14552_7746.N1	11-DEC-2004 17:25:18	Bright	38.000	119	14Eta Dra	2.7270	4700.0	76	14552	No
368	GOM_NL__2PRFIN20041211_172701_000000402032_00470_14552_7747.N1	11-DEC-2004 17:27:01	Bright	40.000	32	77Eps UMa	1.7630	11000.	80	14552	No
369	GOM_NL__2PRFIN20041211_172926_000000402032_00470_14552_7748.N1	11-DEC-2004 17:29:26	Bright	39.500	39	85Eta UMa	1.8540	24000.	79	14552	No
370	GOM_NL__2PRFIN20041211_173239_000000382032_00470_14552_7749.N1	11-DEC-2004 17:32:39	Bright	38.000	180	27Gam Boo	3.0400	8000.0	76	14552	No
371	GOM_NL__2PRFIN20041211_173547_000000372032_00470_14552_7750.N1	11-DEC-2004 17:35:47	Bright	37.000	83		2.3780	11000.	74	14552	No
372	GOM_NL__2PRFIN20041211_173900_000000402032_00470_14552_7751.N1	11-DEC-2004 17:39:00	Bright	40.000	111	8Eta Boo	2.6800	6000.0	80	14552	No
373	GOM_NL__2PRFIN20041211_174240_000000512032_00470_14552_7752.N1	11-DEC-2004 17:42:40	Bright	50.500	138	47Eps Vir	2.8280	4700.0	101	14552	No
374	GOM_NL__2PRFIN20041211_174501_000000912032_00470_14552_7753.N1	11-DEC-2004 17:45:01	Twilight	90.500	62	94Bet Leo	2.1360	9700.0	181	14552	No
375	GOM_NL__2PRFIN20041211_174834_000000552032_00470_14552_7754.N1	11-DEC-2004 17:48:34	Twilight	54.500	15	67Alp Vir	0.97600	28000.	109	14552	No
376	GOM_NL__2PRFIN20041211_175204_000000472032_00470_14552_7755.N1	11-DEC-2004 17:52:04	Twilight	47.000	169	46Gam Hya	2.9910	4700.0	94	14552	No
377	GOM_NL__2PRFIN20041211_175400_000000482032_00470_14552_7756.N1	11-DEC-2004 17:54:00	Twilight	47.500	54	5The Cen	2.0550	4500.0	95	14552	No
378	GOM_NL__2PRFIN20041211_175523_000000432032_00470_14552_7757.N1	11-DEC-2004 17:55:23	Dark	43.000	123	1ot Cen	2.7500	10200.	86	14552	No
379	GOM_NL__2PRFIN20041211_175702_000000412032_00470_14552_7758.N1	11-DEC-2004 17:57:02	Dark	41.000	95	Zet Cen	2.5450	26000.	82	14552	No
380	GOM_NL__2PRFIN20041211_175959_000000422032_00470_14552_7759.N1	11-DEC-2004 17:59:59	Dark	42.000	4	Alp1Cen	-0.010000	5800.0	84	14552	No
381	GOM_NL__2PRFIN20041211_180441_000000482032_00471_14553_7725.N1	11-DEC-2004 18:04:41	Dark	48.000	113	Mu Vel	2.6920	5000.0	96	14553	No
382	GOM_NL__2PRFIN20041211_180818_000000422032_00471_14553_7726.N1	11-DEC-2004 18:08:18	Dark	41.500	29	Bet Car	1.6720	10200.	83	14553	No
383	GOM_NL__2PRFIN20041211_181042_000000492032_00471_14553_7727.N1	11-DEC-2004 18:10:42	Dark	49.000	41	Eps Car	1.8600	4100.0	98	14553	No
384	GOM_NL__2PRFIN20041211_181317_000000482032_00471_14553_7728.N1	11-DEC-2004 18:13:17	Dark	48.000	34	Gam2Vel	1.7930	23000.	96	14553	No
385	GOM_NL__2PRFIN20041211_181543_000000532032_00471_14553_7729.N1	11-DEC-2004 18:15:43	Dark	52.500	2	Alp Car	-0.73600	7000.0	105	14553	No
386	GOM_NL__2PRFIN20041211_181817_000000612032_00471_14553_7730.N1	11-DEC-2004 18:18:17	Dark	61.000	117	Pi Pup	2.7060	3800.0	122	14553	No
387	GOM_NL__2PRFIN20041211_182139_000000632032_00471_14553_7731.N1	11-DEC-2004 18:21:39	Straylight	63.000	23	21Eps CMa	1.5020	26000.	126	14553	No
388	GOM_NL__2PRFIN20041211_182334_000000632032_00471_14553_7732.N1	11-DEC-2004 18:23:34	Straylight	62.500	179	24Omi2CMa	3.0320	24000.	125	14553	No
389	GOM_NL__2PRFIN20041211_182651_000000802032_00471_14553_7733.N1	11-DEC-2004 18:26:51	Straylight	80.000	1	9Alp CMa	-1.4400	11000.	160	14553	No
390	GOM_NL__2PRFIN20041211_183009_000000552032_00471_14553_7734.N1	11-DEC-2004 18:30:09	Straylight	54.500	7	19Bet Ori	0.10000	14000.	109	14553	No
391	GOM_NL__2PRFIN20041211_183235_000000572032_00471_14553_7735.N1	11-DEC-2004 18:32:35	Straylight	56.500	30	46Eps Ori	1.6940	30000.	113	14553	No
392	GOM_NL__2PRFIN20041211_183500_000000542032_00471_14553_7736.N1	11-DEC-2004 18:35:00	Twilight	54.000	27	24Gam Ori	1.6360	26000.	108	14553	No
393	GOM_NL__2PRFIN20041211_183738_000000562032_00471_14553_7737.N1	11-DEC-2004 18:37:38	Twilight	55.500	13	87Alp Tau	0.86700	3800.0	111	14553	No
394	GOM_NL__2PRFIN20041211_184014_000000482032_00471_14553_7738.N1	11-DEC-2004 18:40:14	Bright	47.500	176	23Zet Tau	3.0200	22000.	95	14553	No
395	GOM_NL__2PRFIN20041211_184154_000000382032_00471_14553_7739.N1	11-DEC-2004 18:41:54	Bright	38.000	150	44Zet Per	2.8900	28000.	76	14553	No
396	GOM_NL__2PRFIN20041211_184413_000000382032_00471_14553_7740.N1	11-DEC-2004 18:44:13	Bright	38.000	149	45Eps Per	2.8880	30000.	76	14553	No

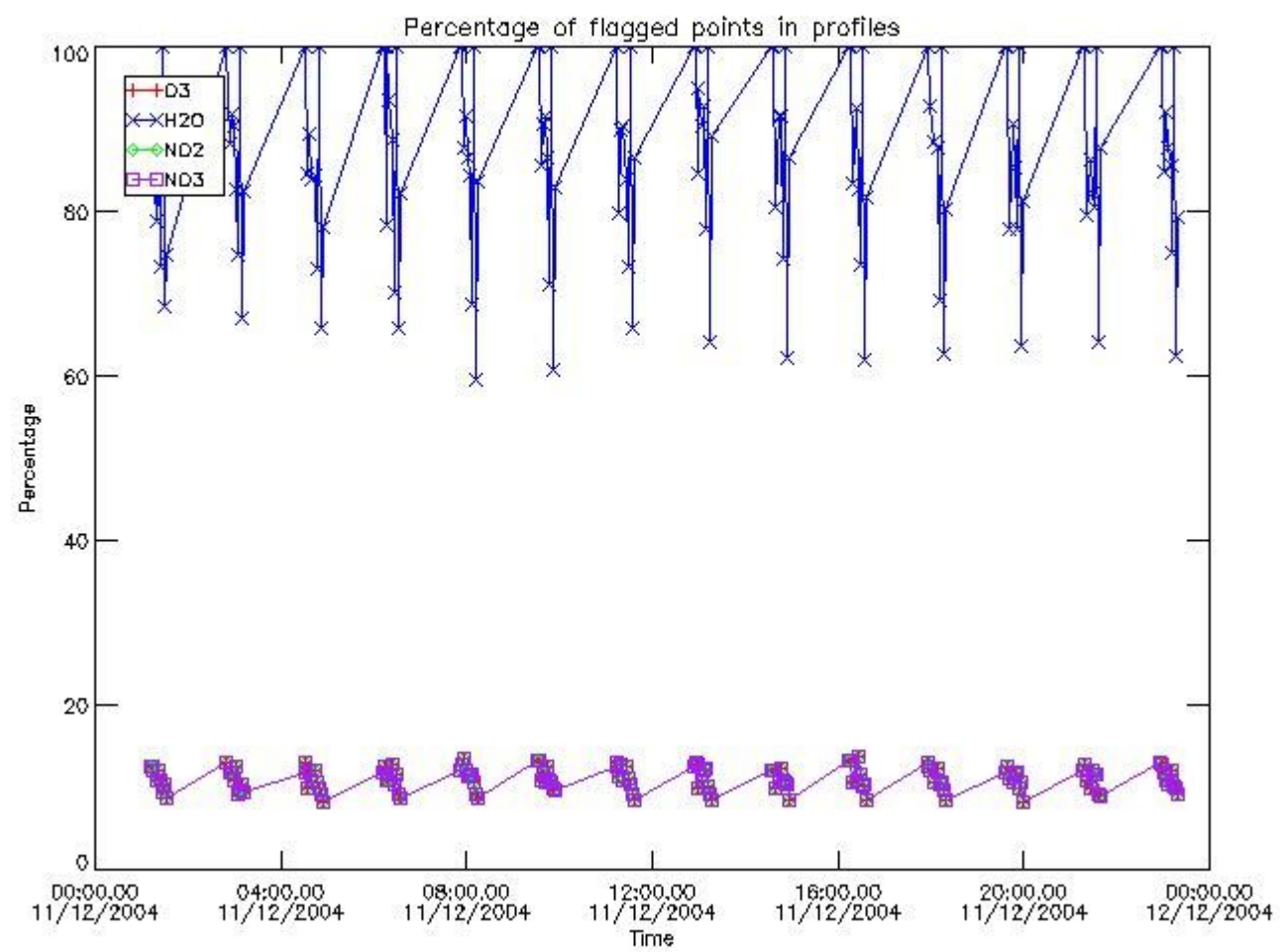
397	GOM_NL__2PRFIN20041211_184548_000000392032_00471_14553_7741.N1	11-DEC-2004 18:45:48	Bright	39.000	73	57Gam1And	2.2600	13100.	78	14553	No
398	GOM_NL__2PRFIN20041211_184802_000000372032_00471_14553_7742.N1	11-DEC-2004 18:48:02	Bright	37.000	160	23Gam Per	2.9300	4700.0	74	14553	No
399	GOM_NL__2PRFIN20041211_185102_000000372032_00471_14553_7743.N1	11-DEC-2004 18:51:02	Bright	36.500	110	37Del Cas	2.6780	8900.0	73	14553	No
400	GOM_NL__2PRFIN20041211_185804_000000392032_00471_14553_7744.N1	11-DEC-2004 18:58:04	Bright	38.500	49	1Alp UMi	1.9900	6300.0	77	14553	No
401	GOM_NL__2PRFIN20041211_190246_000000412032_00471_14553_7745.N1	11-DEC-2004 19:02:46	Bright	40.500	60	7Bet UMi	2.0810	3950.0	81	14553	No
402	GOM_NL__2PRFIN20041211_190554_000000372032_00471_14553_7746.N1	11-DEC-2004 19:05:54	Bright	36.500	119	14Eta Dra	2.7270	4700.0	73	14553	No
403	GOM_NL__2PRFIN20041211_190736_000000442032_00471_14553_7747.N1	11-DEC-2004 19:07:36	Bright	43.500	32	77Eps UMa	1.7630	11000.	87	14553	No
404	GOM_NL__2PRFIN20041211_191002_000000422032_00471_14553_7748.N1	11-DEC-2004 19:10:02	Bright	41.500	39	85Eta UMa	1.8540	24000.	83	14553	No
405	GOM_NL__2PRFIN20041211_191315_000000392032_00471_14553_7749.N1	11-DEC-2004 19:13:15	Bright	38.500	180	27Gam Boo	3.0400	8000.0	77	14553	No
406	GOM_NL__2PRFIN20041211_191623_000000382032_00471_14553_7750.N1	11-DEC-2004 19:16:23	Bright	37.500	83		2.3780	11000.	75	14553	No
407	GOM_NL__2PRFIN20041211_191935_000000572032_00471_14553_7751.N1	11-DEC-2004 19:19:35	Bright	57.000	111	8Eta Boo	2.6800	6000.0	114	14553	No
408	GOM_NL__2PRFIN20041211_192317_000000492032_00471_14553_7752.N1	11-DEC-2004 19:23:17	Bright	48.500	138	47Eps Vir	2.8280	4700.0	97	14553	No
409	GOM_NL__2PRFIN20041211_192539_000000862032_00471_14553_7753.N1	11-DEC-2004 19:25:39	Twilight	85.500	62	94Bet Leo	2.1360	9700.0	171	14553	No
410	GOM_NL__2PRFIN20041211_192911_000000532032_00471_14553_7754.N1	11-DEC-2004 19:29:11	Twilight	53.000	15	67Alp Vir	0.97600	28000.	106	14553	No
411	GOM_NL__2PRFIN20041211_193240_000000502032_00471_14553_7755.N1	11-DEC-2004 19:32:40	Twilight	50.000	169	46Gam Hya	2.9910	4700.0	100	14553	No
412	GOM_NL__2PRFIN20041211_193436_000000452032_00471_14553_7756.N1	11-DEC-2004 19:34:36	Twilight	45.000	54	5The Cen	2.0550	4500.0	90	14553	No
413	GOM_NL__2PRFIN20041211_193559_000000432032_00471_14553_7757.N1	11-DEC-2004 19:35:59	Dark	43.000	123	1ot Cen	2.7500	10200.	86	14553	No
414	GOM_NL__2PRFIN20041211_193739_000000412032_00471_14553_7758.N1	11-DEC-2004 19:37:39	Dark	41.000	95	Zet Cen	2.5450	26000.	82	14553	No
415	GOM_NL__2PRFIN20041211_194035_000000462032_00471_14553_7759.N1	11-DEC-2004 19:40:35	Dark	45.500	4	Alp1Cen	-0.010000	5800.0	91	14553	No
416	GOM_NL__2PRFIN20041211_194518_000000482032_00472_14554_8655.N1	11-DEC-2004 19:45:18	Dark	48.000	113	Mu Vel	2.6920	5000.0	96	14554	No
417	GOM_NL__2PRFIN20041211_194853_000000452032_00472_14554_8656.N1	11-DEC-2004 19:48:53	Dark	44.500	29	Bet Car	1.6720	10200.	89	14554	No
418	GOM_NL__2PRFIN20041211_195118_000000442032_00472_14554_8657.N1	11-DEC-2004 19:51:18	Dark	43.500	41	Eps Car	1.8600	4100.0	87	14554	No
419	GOM_NL__2PRFIN20041211_195352_000000522032_00472_14554_8658.N1	11-DEC-2004 19:53:52	Dark	51.500	34	Gam2Vel	1.7930	23000.	103	14554	No
420	GOM_NL__2PRFIN20041211_195620_000000492032_00472_14554_8659.N1	11-DEC-2004 19:56:20	Dark	48.500	2	Alp Car	-0.73600	7000.0	97	14554	No
421	GOM_NL__2PRFIN20041211_195854_000000622032_00472_14554_8660.N1	11-DEC-2004 19:58:54	Dark	62.000	117	Pi Pup	2.7060	3800.0	124	14554	No
422	GOM_NL__2PRFIN20041211_200218_000000602032_00472_14554_8661.N1	11-DEC-2004 20:02:18	Straylight	60.000	23	21Eps CMa	1.5020	26000.	120	14554	No
423	GOM_NL__2PRFIN20041211_200411_000000612032_00472_14554_8662.N1	11-DEC-2004 20:04:11	Straylight	60.500	179	24Omi2CMa	3.0320	24000.	121	14554	No
424	GOM_NL__2PRFIN20041211_200727_000000682032_00472_14554_8663.N1	11-DEC-2004 20:07:27	Straylight	67.500	1	9Alp CMa	-1.4400	11000.	135	14554	No
425	GOM_NL__2PRFIN20041211_201046_000000542032_00472_14554_8664.N1	11-DEC-2004 20:10:46	Straylight	53.500	7	19Bet Ori	0.10000	14000.	107	14554	No
426	GOM_NL__2PRFIN20041211_201311_000000522032_00472_14554_8665.N1	11-DEC-2004 20:13:11	Straylight	52.000	30	46Eps Ori	1.6940	30000.	104	14554	No
427	GOM_NL__2PRFIN20041211_201537_000000532032_00472_14554_8666.N1	11-DEC-2004 20:15:37	Twilight	53.000	27	24Gam Ori	1.6360	26000.	106	14554	No
428	GOM_NL__2PRFIN20041211_201812_000000562032_00472_14554_8667.N1	11-DEC-2004 20:18:12	Twilight	56.000	13	87Alp Tau	0.86700	3800.0	112	14554	No
429	GOM_NL__2PRFIN20041211_202049_000000472032_00472_14554_8668.N1	11-DEC-2004 20:20:49	Bright	46.500	176	23Zet Tau	3.0200	22000.	93	14554	No
430	GOM_NL__2PRFIN20041211_202227_000000402032_00472_14554_8669.N1	11-DEC-2004 20:22:27	Bright	39.500	150	44Zet Per	2.8900	28000.	79	14554	No
431	GOM_NL__2PRFIN20041211_202449_000000372032_00472_14554_8670.N1	11-DEC-2004 20:24:49	Bright	36.500	149	45Eps Per	2.8880	30000.	73	14554	No
432	GOM_NL__2PRFIN20041211_202625_000000402032_00472_14554_8671.N1	11-DEC-2004 20:26:25	Bright	39.500	73	57Gam1And	2.2600	13100.	79	14554	No
433	GOM_NL__2PRFIN20041211_202836_000000392032_00472_14554_8672.N1	11-DEC-2004 20:28:36	Bright	39.000	160	23Gam Per	2.9300	4700.0	78	14554	No
434	GOM_NL__2PRFIN20041211_203138_000000372032_00472_14554_8673.N1	11-DEC-2004 20:31:38	Bright	37.000	110	37Del Cas	2.6780	8900.0	74	14554	No
435	GOM_NL__2PRFIN20041211_203840_000000392032_00472_14554_8674.N1	11-DEC-2004 20:38:40	Bright	39.000	49	1Alp UMi	1.9900	6300.0	78	14554	No
436	GOM_NL__2PRFIN20041211_204322_000000382032_00472_14554_8675.N1	11-DEC-2004 20:43:22	Bright	37.500	60	7Bet UMi	2.0810	3950.0	75	14554	No
437	GOM_NL__2PRFIN20041211_204630_000000382032_00472_14554_8676.N1	11-DEC-2004 20:46:30	Bright	38.000	119	14Eta Dra	2.7270	4700.0	76	14554	No
438	GOM_NL__2PRFIN20041211_204812_000000452032_00472_14554_8677.N1	11-DEC-2004 20:48:12	Bright	44.500	32	77Eps UMa	1.7630	11000.	89	14554	No
439	GOM_NL__2PRFIN20041211_205039_000000412032_00472_14554_8678.N1	11-DEC-2004 20:50:39	Bright	41.000	39	85Eta UMa	1.8540	24000.	82	14554	No
440	GOM_NL__2PRFIN20041211_205351_000000392032_00472_14554_8679.N1	11-DEC-2004 20:53:51	Bright	38.500	180	27Gam Boo	3.0400	8000.0	77	14554	No
441	GOM_NL__2PRFIN20041211_205700_000000392032_00472_14554_8680.N1	11-DEC-2004 20:57:00	Bright	39.000	83		2.3780	11000.	78	14554	No
442	GOM_NL__2PRFIN20041211_210011_000000412032_00472_14554_8681.N1	11-DEC-2004 21:00:11	Bright	40.500	111	8Eta Boo	2.6800	6000.0	81	14554	No
443	GOM_NL__2PRFIN20041211_210353_000000482032_00472_14554_8682.N1	11-DEC-2004 21:03:53	Bright	48.000	138	47Eps Vir	2.8280	4700.0	96	14554	No
444	GOM_NL__2PRFIN20041211_210617_000000892032_00472_14554_8683.N1	11-DEC-2004 21:06:17	Twilight	88.500	62	94Bet Leo	2.1360	9700.0	177	14554	No
445	GOM_NL__2PRFIN20041211_210948_000000572032_00472_14554_8684.N1	11-DEC-2004 21:09:48	Twilight	57.000	15	67Alp Vir	0.97600	28000.	114	14554	No
446	GOM_NL__2PRFIN20041211_211316_000000462032_00472_14554_8685.N1	11-DEC-2004 21:13:16	Twilight	45.500	169	46Gam Hya	2.9910	4700.0	91	14554	No
447	GOM_NL__2PRFIN20041211_211512_000000462032_00472_14554_8686.N1	11-DEC-2004 21:15:12	Twilight	46.000	54	5The Cen	2.0550	4500.0	92	14554	No
448	GOM_NL__2PRFIN20041211_211635_000000432032_00472_14554_8687.N1	11-DEC-2004 21:16:35	Dark	42.500	123	1ot Cen	2.7500	10200.	85	14554	No
449	GOM_NL__2PRFIN20041211_211814_000000402032_00472_14554_8688.N1	11-DEC-2004 21:18:14	Dark	40.000	95	Zet Cen	2.5450	26000.	80	14554	No
450	GOM_NL__2PRFIN20041211_212111_000000522032_00472_14554_8689.N1	11-DEC-2004 21:21:11	Dark	52.000	4	Alp1Cen	-0.010000	5800.0	104	14554	No
451	GOM_NL__2PRFIN20041211_212553_000000512032_00473_14555_8655.N1	11-DEC-2004 21:25:53	Dark	51.000	113	Mu Vel	2.6920	5000.0	102	14555	No
452	GOM_NL__2PRFIN20041211_212931_000000432032_00473_14555_8656.N1	11-DEC-2004 21:29:31	Dark	42.500	29	Bet Car	1.6720	10200.	85	14555	No
453	GOM_NL__2PRFIN20041211_213154_000000442032_00473_14555_8657.N1	11-DEC-2004 21:31:54	Dark	44.000	41	Eps Car	1.8600	4100.0	88	14555	No
454	GOM_NL__2PRFIN20041211_213431_000000482032_00473_14555_8658.N1	11-DEC-2004 21:34:31	Dark	48.000	34	Gam2Vel	1.7930	23000.	96	14555	No
455	GOM_NL__2PRFIN20041211_213657_000000562032_00473_14555_8659.N1	11-DEC-2004 21:36:57	Dark	56.000	2	Alp Car	-0.73600	7000.0	112	14555	No

456	GOM_NL__2PRFIN20041211_213931_000000572032_00473_14555_8660.N1	11-DEC-2004 21:39:31	Dark	57.000	117	Pi Pup	2.7060	3800.0	114	14555	No
457	GOM_NL__2PRFIN20041211_214254_000000572032_00473_14555_8661.N1	11-DEC-2004 21:42:54	Straylight	56.500	23	21Eps CMa	1.5020	26000.	113	14555	No
458	GOM_NL__2PRFIN20041211_214446_000000602032_00473_14555_8662.N1	11-DEC-2004 21:44:46	Straylight	59.500	179	24Omi2CMa	3.0320	24000.	119	14555	No
459	GOM_NL__2PRFIN20041211_214803_000000772032_00473_14555_8663.N1	11-DEC-2004 21:48:03	Straylight	76.500	1	9Alp CMa	-1.4400	11000.	153	14555	No
460	GOM_NL__2PRFIN20041211_215121_000000582032_00473_14555_8664.N1	11-DEC-2004 21:51:21	Straylight	58.000	7	19Bet Ori	0.10000	14000.	116	14555	No
461	GOM_NL__2PRFIN20041211_215346_000000562032_00473_14555_8665.N1	11-DEC-2004 21:53:46	Straylight	55.500	30	46Eps Ori	1.6940	30000.	111	14555	No
462	GOM_NL__2PRFIN20041211_215612_000000532032_00473_14555_8666.N1	11-DEC-2004 21:56:12	Twilight	53.000	27	24Gam Ori	1.6360	26000.	106	14555	No
463	GOM_NL__2PRFIN20041211_215848_000000552032_00473_14555_8667.N1	11-DEC-2004 21:58:48	Twilight	55.000	13	87Alp Tau	0.86700	3800.0	110	14555	No
464	GOM_NL__2PRFIN20041211_220524_000000392032_00473_14555_8668.N1	11-DEC-2004 22:05:24	Bright	38.500	149	45Eps Per	2.8880	30000.	77	14555	No
465	GOM_NL__2PRFIN20041211_220701_000000392032_00473_14555_8669.N1	11-DEC-2004 22:07:01	Bright	38.500	73	57Gam1And	2.2600	13100.	77	14555	No
466	GOM_NL__2PRFIN20041211_220912_000000392032_00473_14555_8670.N1	11-DEC-2004 22:09:12	Bright	39.000	160	23Gam Per	2.9300	4700.0	78	14555	No
467	GOM_NL__2PRFIN20041211_221214_000000372032_00473_14555_8671.N1	11-DEC-2004 22:12:14	Bright	37.000	110	37Del Cas	2.6780	8900.0	74	14555	No
468	GOM_NL__2PRFIN20041211_222357_000000422032_00473_14555_8672.N1	11-DEC-2004 22:23:57	Bright	42.000	60	7Bet UMi	2.0810	3950.0	84	14555	No
469	GOM_NL__2PRFIN20041211_222621_000000522032_00473_14555_8673.N1	11-DEC-2004 22:26:21	Bright	51.500	82	48Bet UMa	2.3650	10600.	103	14555	No
470	GOM_NL__2PRFIN20041211_222847_000000452032_00473_14555_8674.N1	11-DEC-2004 22:28:47	Bright	45.000	32	77Eps UMa	1.7630	11000.	90	14555	No
471	GOM_NL__2PRFIN20041211_223113_000000412032_00473_14555_8675.N1	11-DEC-2004 22:31:13	Bright	40.500	39	85Eta UMa	1.8540	24000.	81	14555	No
472	GOM_NL__2PRFIN20041211_223427_000000372032_00473_14555_8676.N1	11-DEC-2004 22:34:27	Bright	36.500	180	27Gam Boo	3.0400	8000.0	73	14555	No
473	GOM_NL__2PRFIN20041211_223733_000000392032_00473_14555_8677.N1	11-DEC-2004 22:37:33	Bright	39.000	83		2.3780	11000.	78	14555	No
474	GOM_NL__2PRFIN20041211_224046_000000422032_00473_14555_8678.N1	11-DEC-2004 22:40:46	Bright	42.000	111	8Eta Boo	2.6800	6000.0	84	14555	No
475	GOM_NL__2PRFIN20041211_224429_000000582032_00473_14555_8679.N1	11-DEC-2004 22:44:29	Bright	58.000	138	47Eps Vir	2.8280	4700.0	116	14555	No
476	GOM_NL__2PRFIN20041211_224654_000000902032_00473_14555_8680.N1	11-DEC-2004 22:46:54	Twilight	90.000	62	94Bet Leo	2.1360	9700.0	180	14555	No
477	GOM_NL__2PRFIN20041211_225024_000000542032_00473_14555_8681.N1	11-DEC-2004 22:50:24	Twilight	54.000	15	67Alp Vir	0.97600	28000.	108	14555	No
478	GOM_NL__2PRFIN20041211_225353_000000442032_00473_14555_8682.N1	11-DEC-2004 22:53:53	Twilight	43.500	169	46Gam Hya	2.9910	4700.0	87	14555	No
479	GOM_NL__2PRFIN20041211_225546_000000502032_00473_14555_8683.N1	11-DEC-2004 22:55:46	Twilight	49.500	54	5The Cen	2.0550	4500.0	99	14555	No
480	GOM_NL__2PRFIN20041211_225711_000000432032_00473_14555_8684.N1	11-DEC-2004 22:57:11	Dark	43.000	123	1ot Cen	2.7500	10200.	86	14555	No
481	GOM_NL__2PRFIN20041211_225850_000000402032_00473_14555_8685.N1	11-DEC-2004 22:58:50	Dark	40.000	95	Zet Cen	2.5450	26000.	80	14555	No
482	GOM_NL__2PRFIN20041211_230147_000000432032_00473_14555_8686.N1	11-DEC-2004 23:01:47	Dark	43.000	4	Alp1Cen	-0.010000	5800.0	86	14555	No
483	GOM_NL__2PRFIN20041211_230318_000000522032_00474_14556_8495.N1	11-DEC-2004 23:03:18	Dark	51.500	20	Bet Cru	1.2530	30000.	103	14556	No
484	GOM_NL__2PRFIN20041211_230629_000000502032_00474_14556_8496.N1	11-DEC-2004 23:06:29	Dark	49.500	113	Mu Vel	2.6920	5000.0	99	14556	No
485	GOM_NL__2PRFIN20041211_231007_000000422032_00474_14556_8497.N1	11-DEC-2004 23:10:07	Dark	42.000	29	Bet Car	1.6720	10200.	84	14556	No
486	GOM_NL__2PRFIN20041211_231231_000000472032_00474_14556_8498.N1	11-DEC-2004 23:12:31	Dark	46.500	41	Eps Car	1.8600	4100.0	93	14556	No
487	GOM_NL__2PRFIN20041211_231507_000000502032_00474_14556_8499.N1	11-DEC-2004 23:15:07	Dark	50.000	34	Gam2Vel	1.7930	23000.	100	14556	No
488	GOM_NL__2PRFIN20041211_231733_000000512032_00474_14556_8500.N1	11-DEC-2004 23:17:33	Dark	51.000	2	Alp Car	-0.73600	7000.0	102	14556	No
489	GOM_NL__2PRFIN20041211_232007_000000612032_00474_14556_8501.N1	11-DEC-2004 23:20:07	Dark	60.500	117	Pi Pup	2.7060	3800.0	121	14556	No
490	GOM_NL__2PRFIN20041211_232331_000000582032_00474_14556_8502.N1	11-DEC-2004 23:23:31	Straylight	58.000	23	21Eps CMa	1.5020	26000.	116	14556	No
491	GOM_NL__2PRFIN20041211_232523_000000592032_00474_14556_8503.N1	11-DEC-2004 23:25:23	Straylight	59.000	179	24Omi2CMa	3.0320	24000.	118	14556	No
492	GOM_NL__2PRFIN20041211_232839_000000752032_00474_14556_8504.N1	11-DEC-2004 23:28:39	Straylight	74.500	1	9Alp CMa	-1.4400	11000.	149	14556	No
493	GOM_NL__2PRFIN20041211_233159_000000542032_00474_14556_8505.N1	11-DEC-2004 23:31:59	Straylight	53.500	7	19Bet Ori	0.10000	14000.	107	14556	No
494	GOM_NL__2PRFIN20041211_233423_000000542032_00474_14556_8506.N1	11-DEC-2004 23:34:23	Straylight	53.500	30	46Eps Ori	1.6940	30000.	107	14556	No
495	GOM_NL__2PRFIN20041211_233648_000000512032_00474_14556_8507.N1	11-DEC-2004 23:36:48	Twilight	51.000	27	24Gam Ori	1.6360	26000.	102	14556	No
496	GOM_NL__2PRFIN20041211_233925_000000552032_00474_14556_8508.N1	11-DEC-2004 23:39:25	Twilight	55.000	13	87Alp Tau	0.86700	3800.0	110	14556	No
497	GOM_NL__2PRFIN20041211_234600_000000372032_00474_14556_8509.N1	11-DEC-2004 23:46:00	Bright	37.000	149	45Eps Per	2.8880	30000.	74	14556	No
498	GOM_NL__2PRFIN20041211_234737_000000392032_00474_14556_8510.N1	11-DEC-2004 23:47:37	Bright	38.500	73	57Gam1And	2.2600	13100.	77	14556	No
499	GOM_NL__2PRFIN20041211_234950_000000382032_00474_14556_8511.N1	11-DEC-2004 23:49:50	Bright	38.000	160	23Gam Per	2.9300	4700.0	76	14556	No
500	GOM_NL__2PRFIN20041211_235250_000000372032_00474_14556_8512.N1	11-DEC-2004 23:52:50	Bright	37.000	110	37Del Cas	2.6780	8900.0	74	14556	No

3. Quality information per product

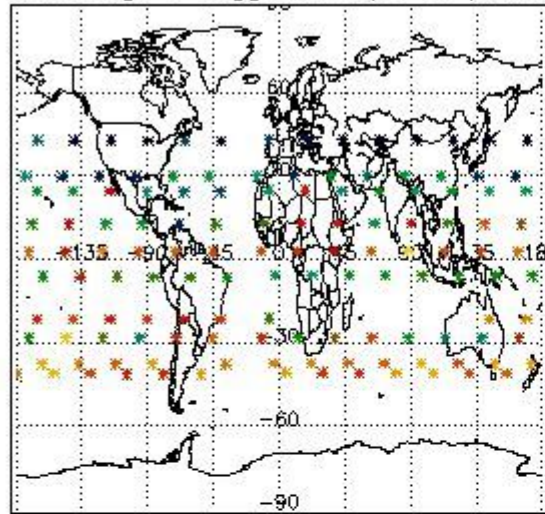
In this section it is plotted some information contained in the Quality Summary data set of the level 2 products. Only products in dark limb conditions and without errors (error flag in the MPH set to "0") are used.

3.1 Plot quality information per product (time dependant)

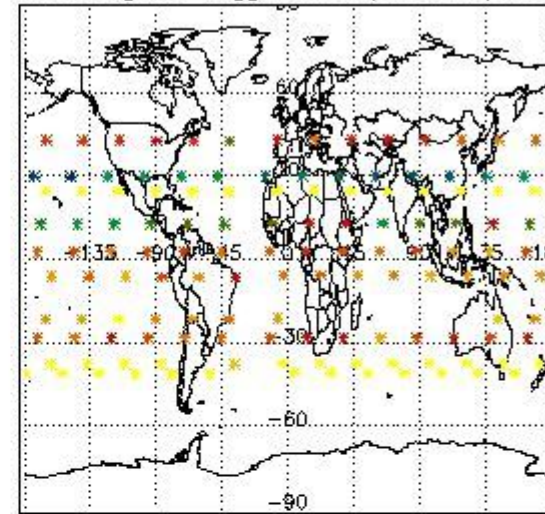


3.2 Plot quality information per product (world map)

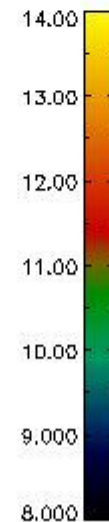
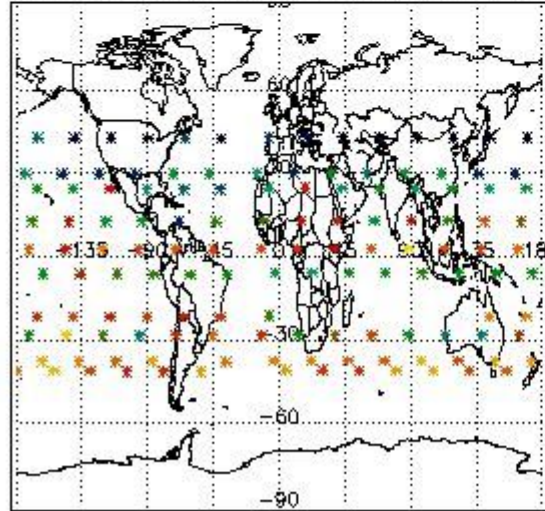
Percentage of flagged data per O3 profile



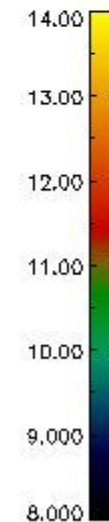
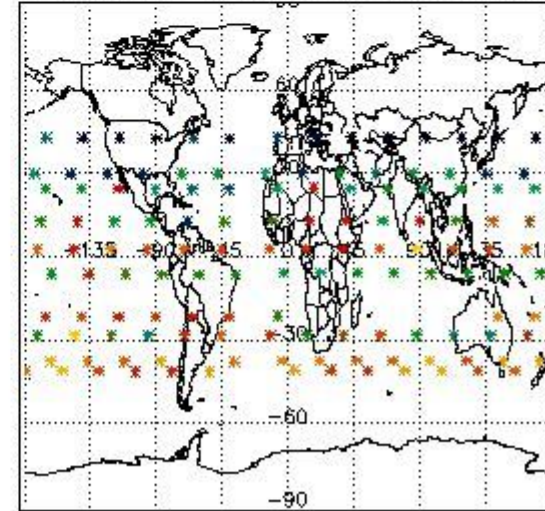
Percentage of flagged data per H2O profile



Percentage of flagged data per NO2 profile



Percentage of flagged data per NO3 profile

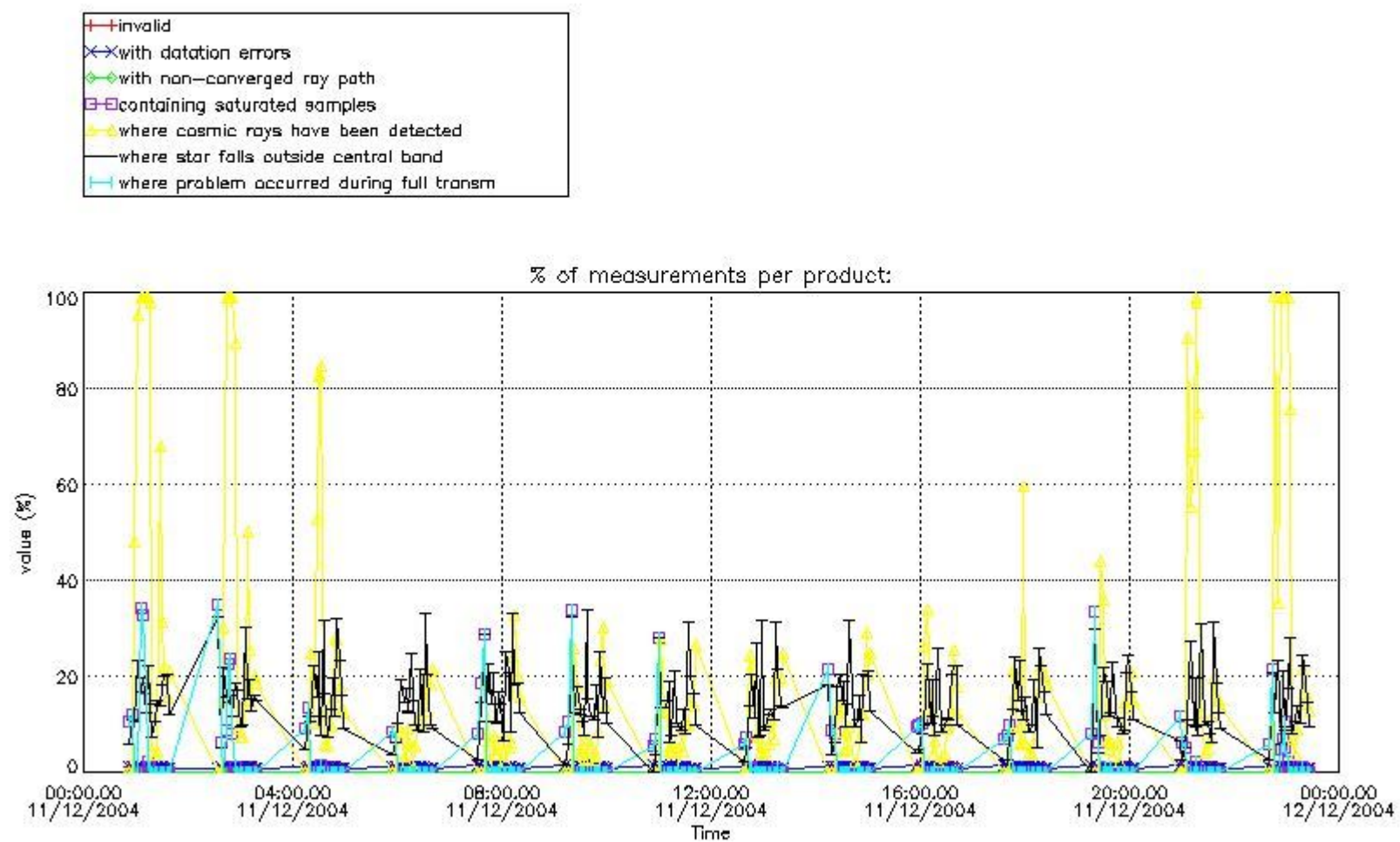


4. Level 1 quality information per product

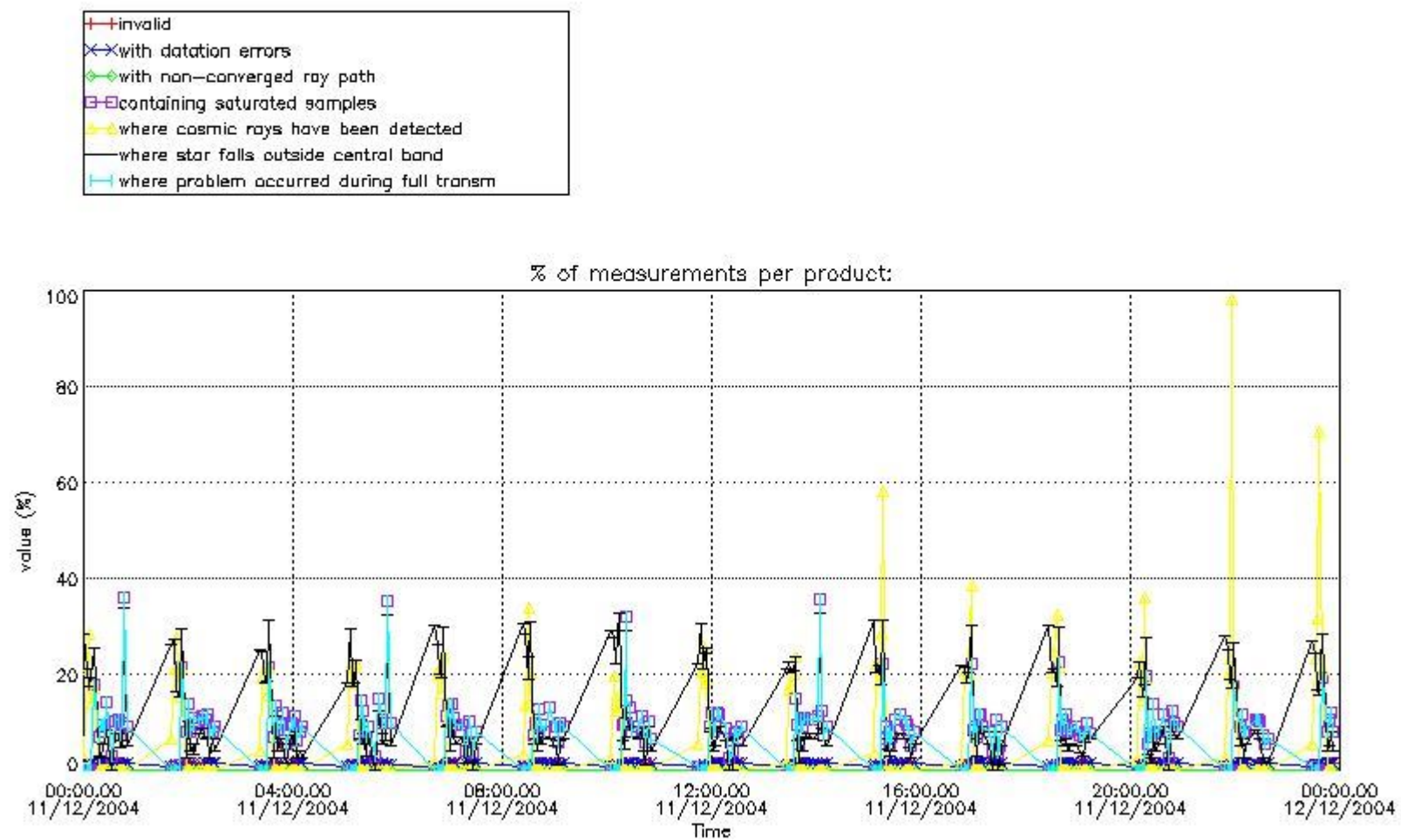
In this section it is plotted some information contained in the Quality Summary data set of the level 2 products that comes from the level 1b processing. Products without errors (error flag in the MPH set to "0") are used.

4.1 Plot quality information per product (time dependant) coming from level 1b processing

4.1.1 Plot level 1 quality information per product (time dependant): ENVISAT ASCENDING passes

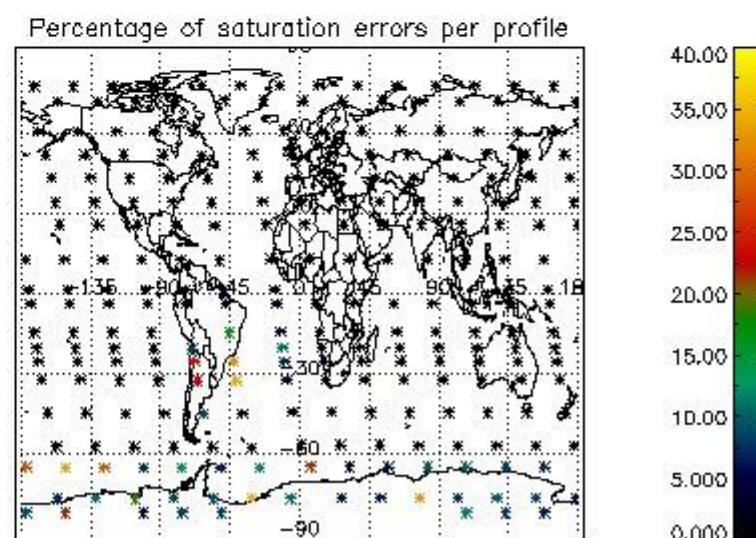
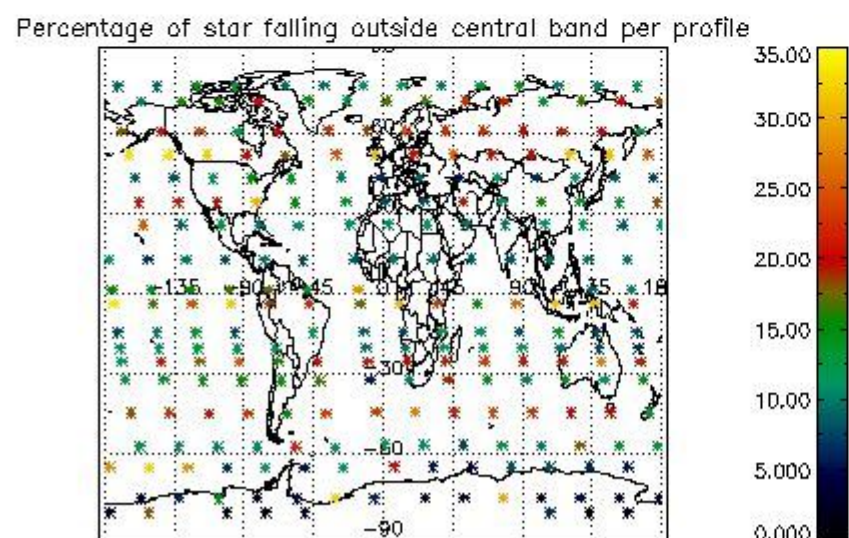
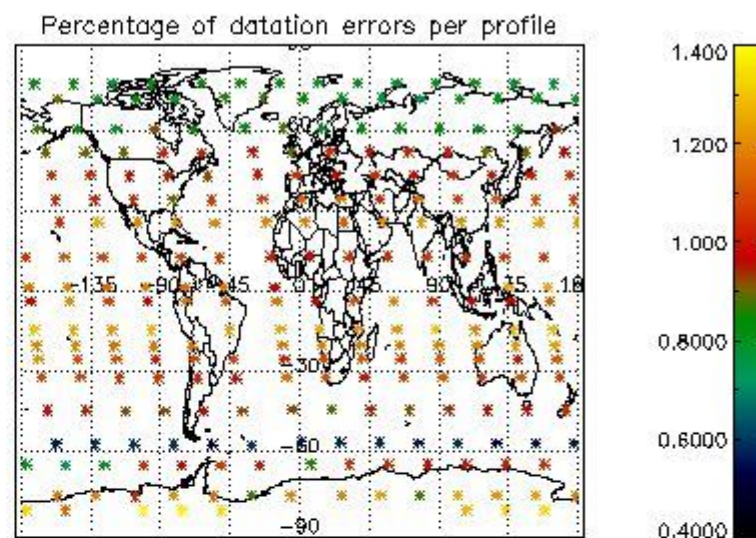
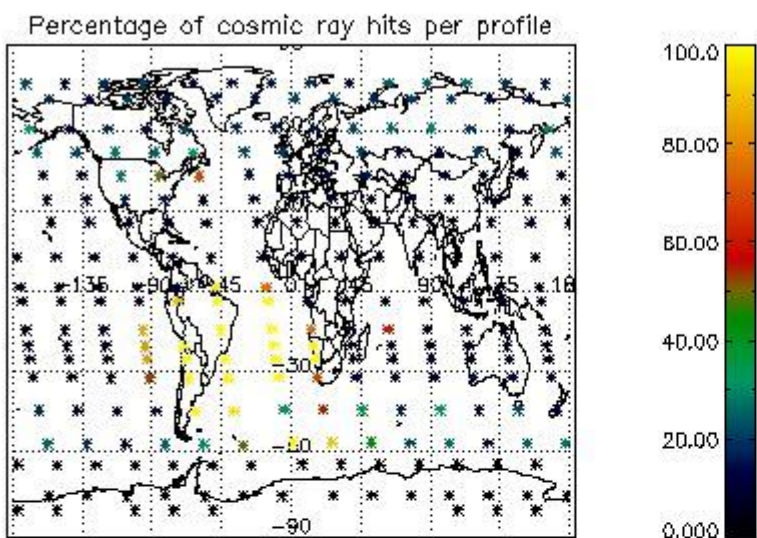


4.1.2 Plot level 1 quality information per product (time dependant): ENVISAT DESCENDING passes

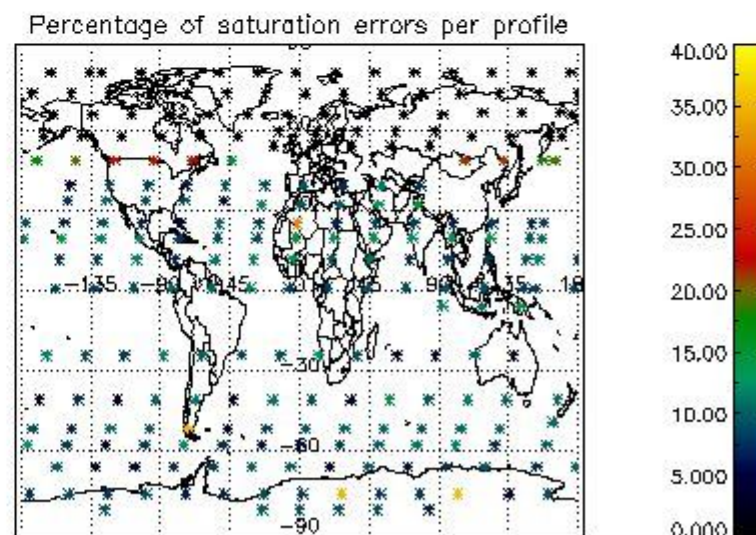
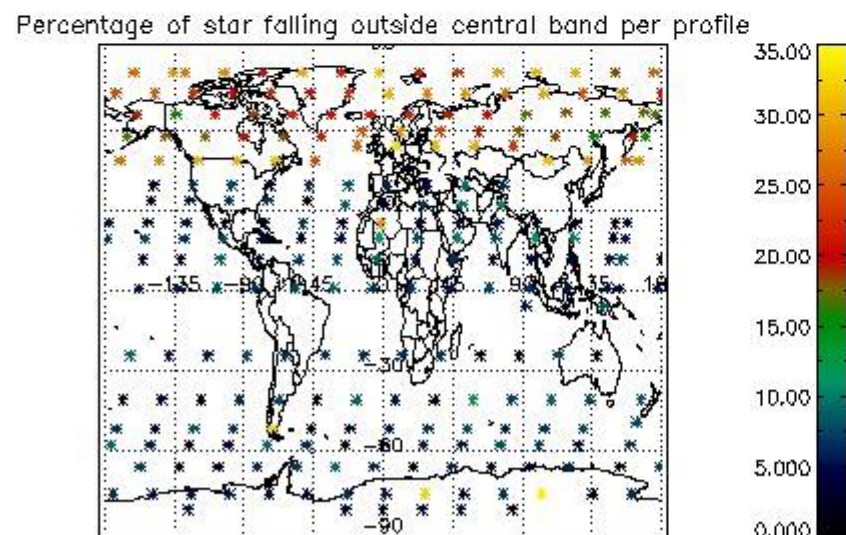
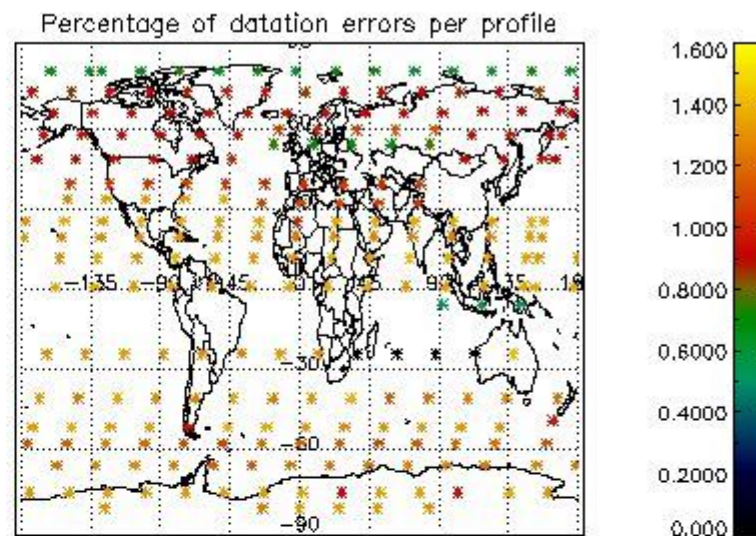
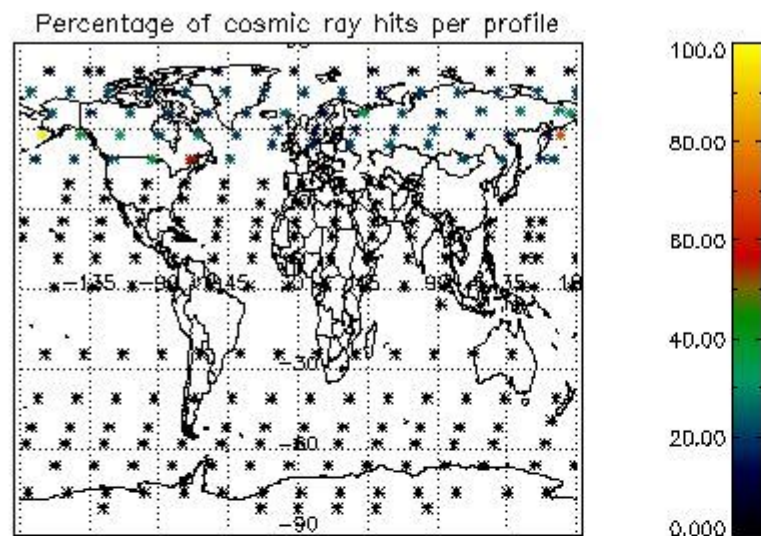


4.2 Plot quality information per product coming from level 1b processing (world map)

4.2.1 Plot level 1 quality information per product (world map): ENVISAT ASCENDING passes



4.2.2 Plot level 1 quality information per product (world map): ENVISAT DESCENDING passes



5. Trace gas profiles

5.1 Ozone statistics based on quality of products

The final quality of the products can be "measured" using the STD (Standard Deviation) attached to every point profile. This information is written to the parameter GOM_NL__2P/NL_LOCAL_SPECIES_DENSITY/o3_std of the level 2 products. The table below shows the statistics for given STD ranges.

The statistics are given with respect to the overall valid production:

- Products without fatal errors: GOM_NL__2P/MPH/PRODUCT_ERR=0
- Valid point profile: GOM_NL__2P/NL_LOCAL_SPECIES_DENSITY/pcd(0)=0

The 'Criteria' is applied to valid points of dark limb products:

- Products in dark limb illumination condition: GOM_NL__2P/NL_SUMMARY_QUALITY/obs_ill_cond=0
- Products without fatal errors: GOM_NL__2P/MPH/PRODUCT_ERR=0
- Valid point profile: GOM_NL__2P/NL_LOCAL_SPECIES_DENSITY/pcd(0)=0

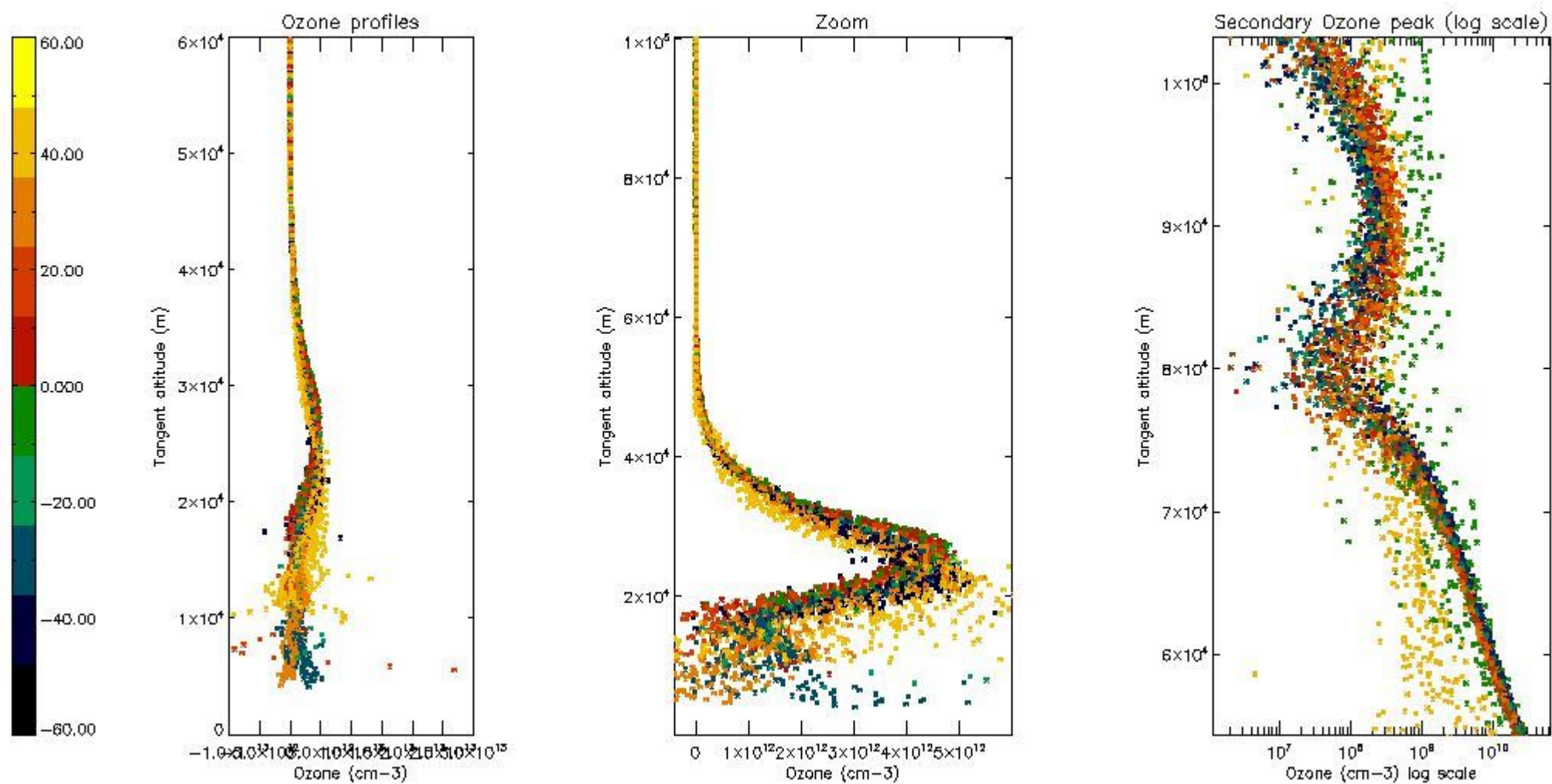
So, the table below shows the percentage of dark limb and valid observations for each criteria with respect to the overall valid daily observations.

Criteria	% of total production
All STD	26
STD < 20	14

STD < 10	11
STD < 5	8

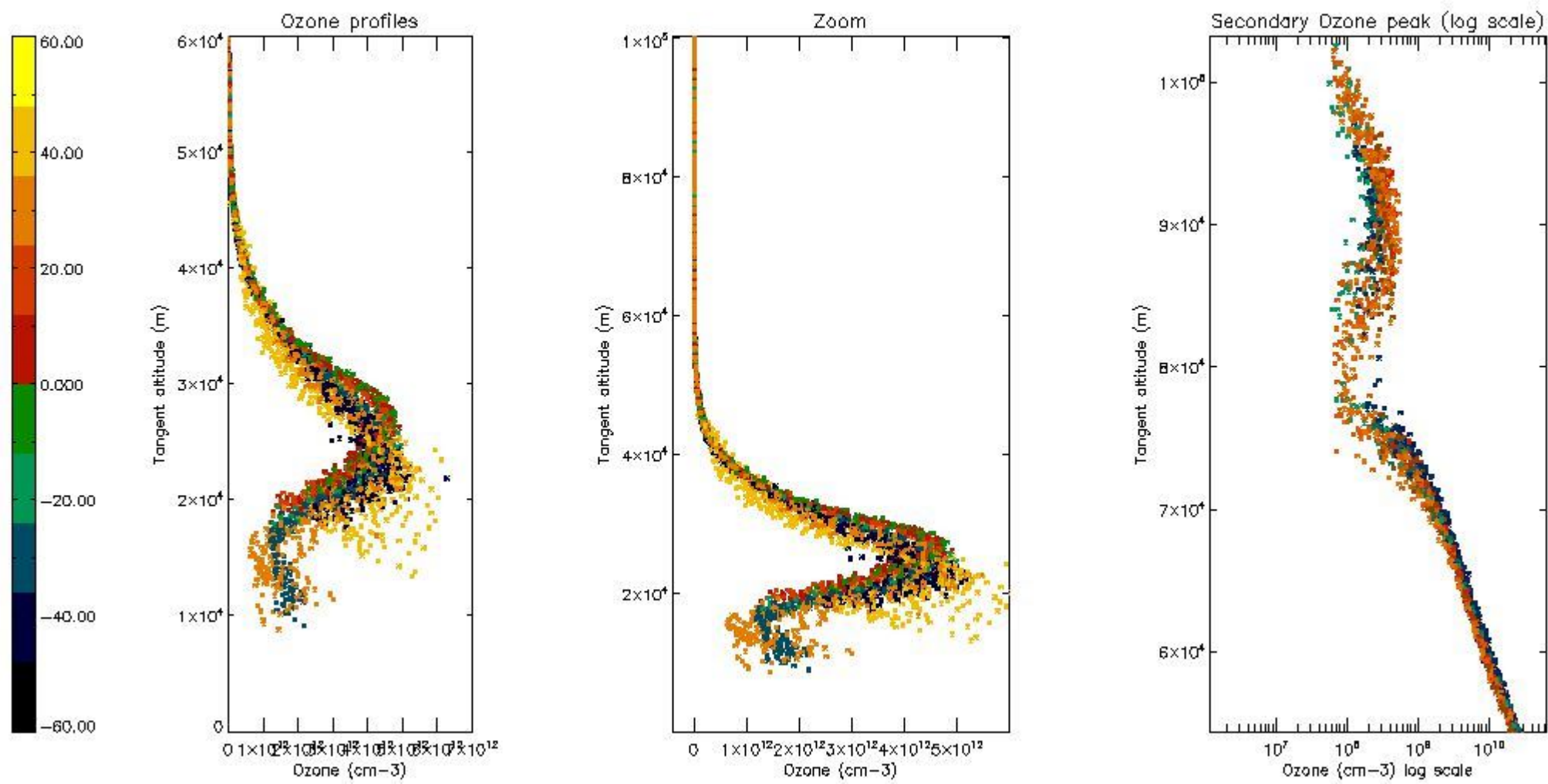
5.2 Plot ozone profiles for all STD (dark without errors)

The colorbar represents the latitude.



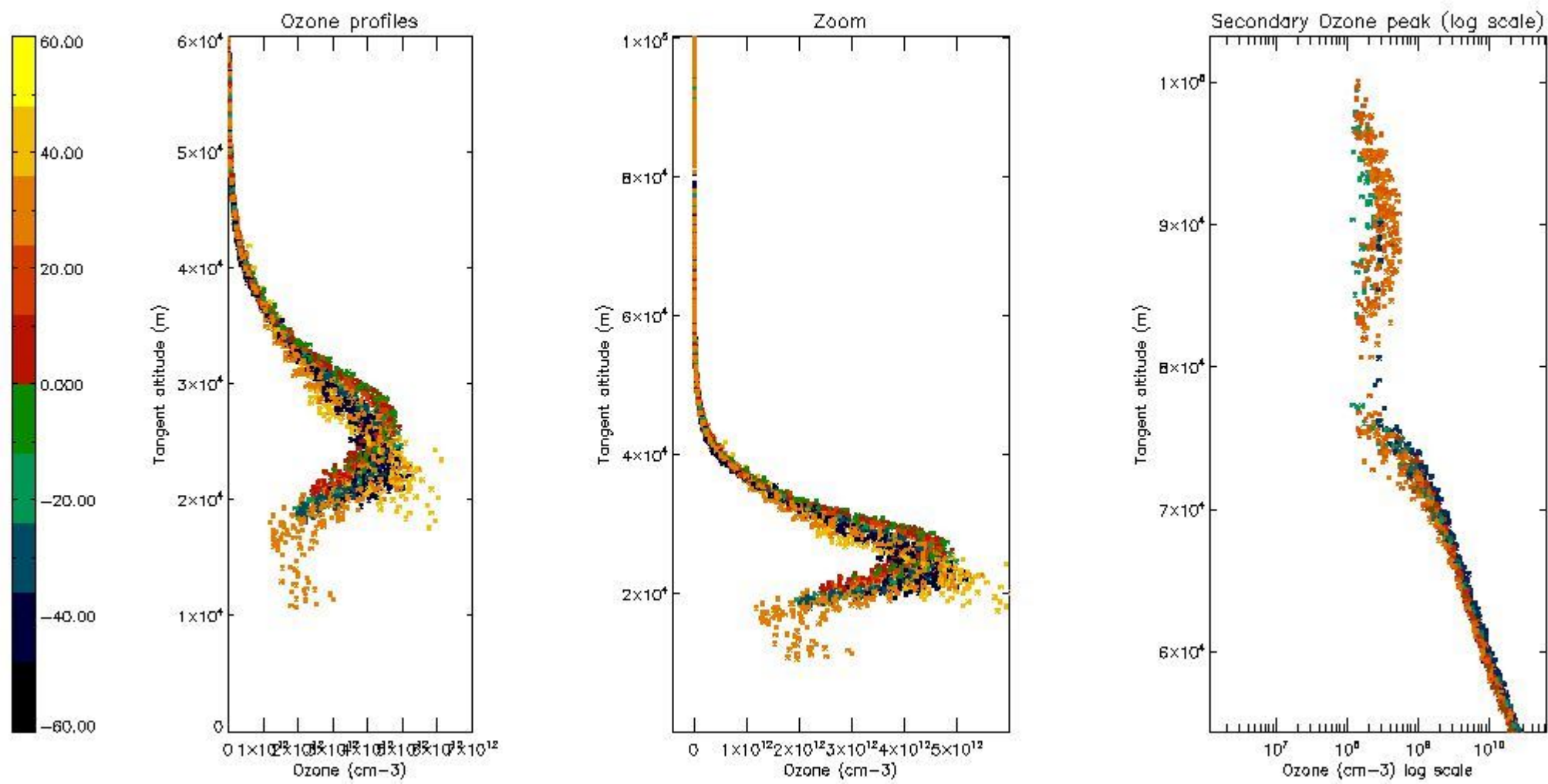
5.3 Plot ozone profiles where STD < 20% (dark without errors)

The colorbar represents the latitude.



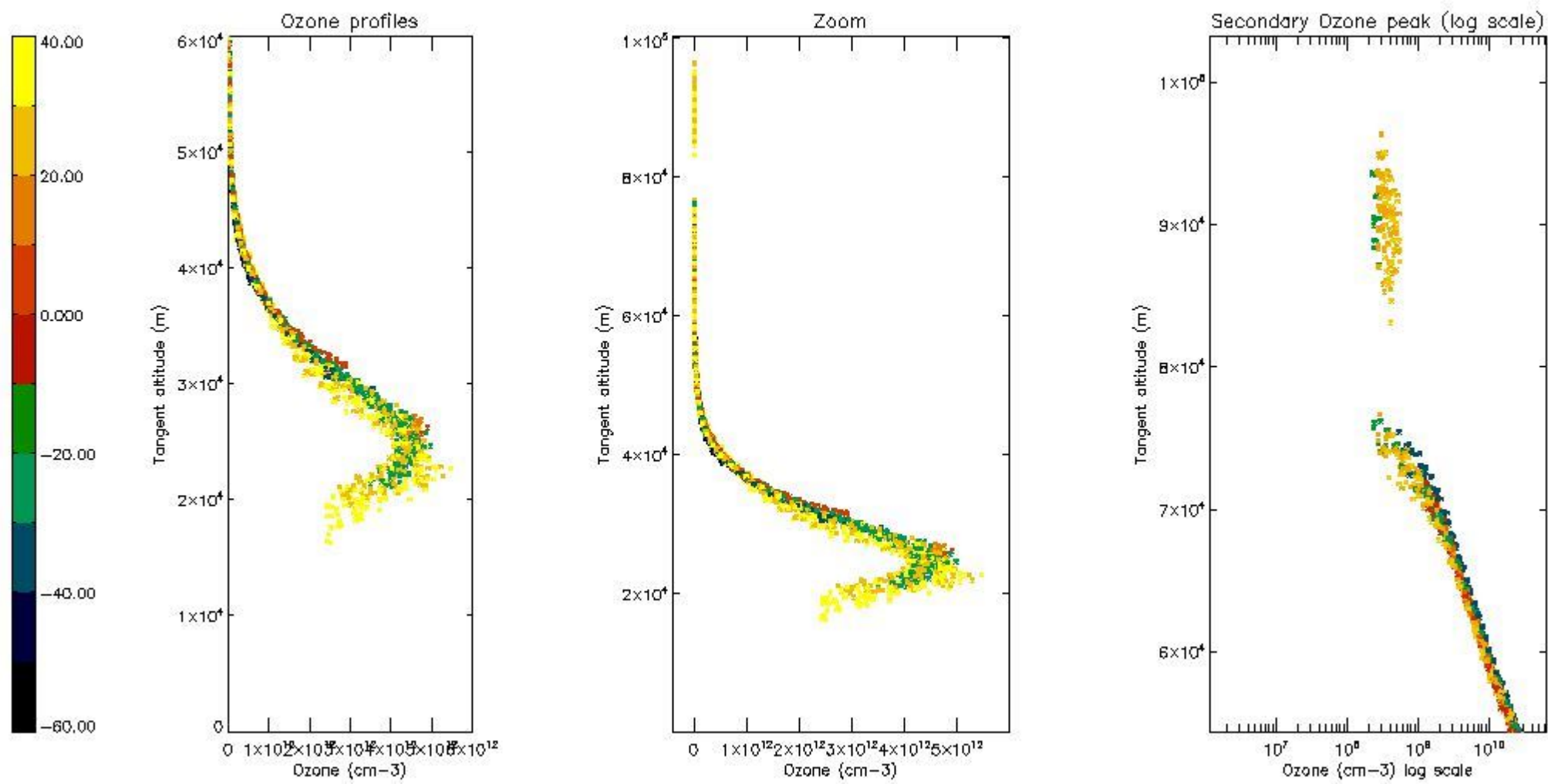
5.4 Plot ozone profiles where $STD < 10\%$ (dark without errors)

The colorbar represents the latitude.



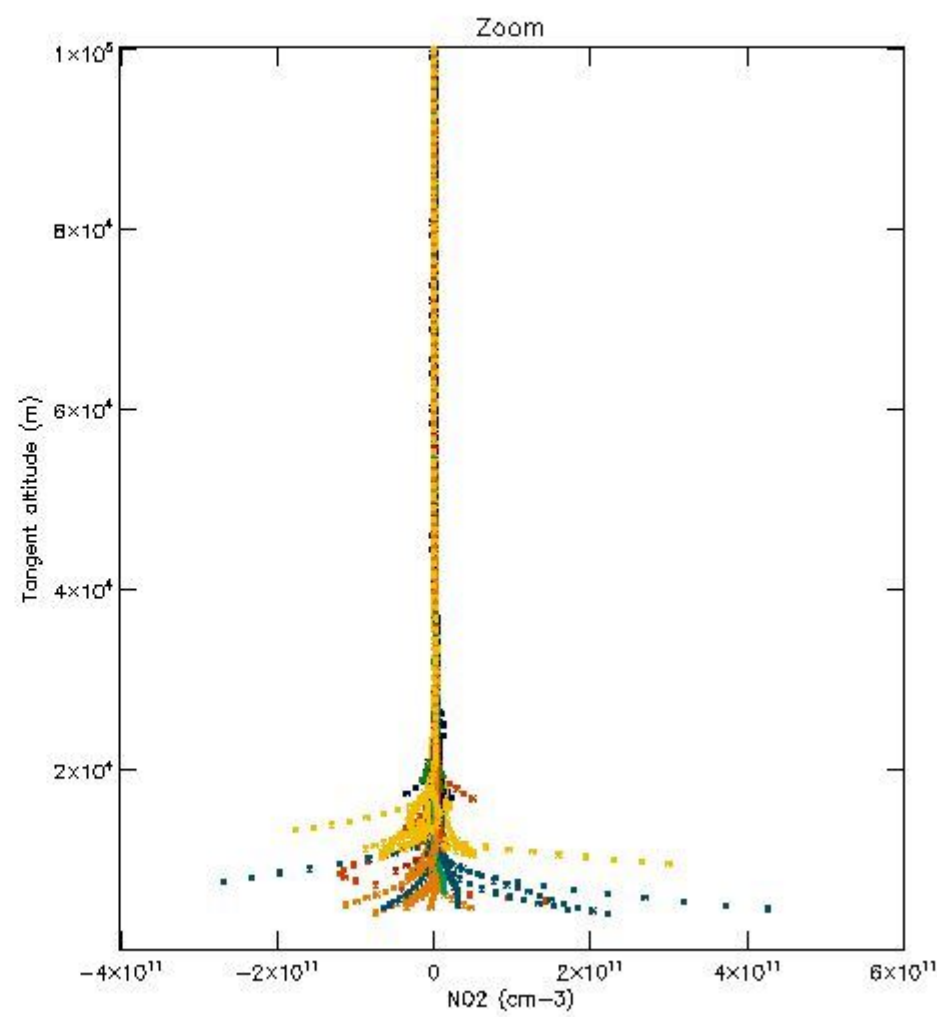
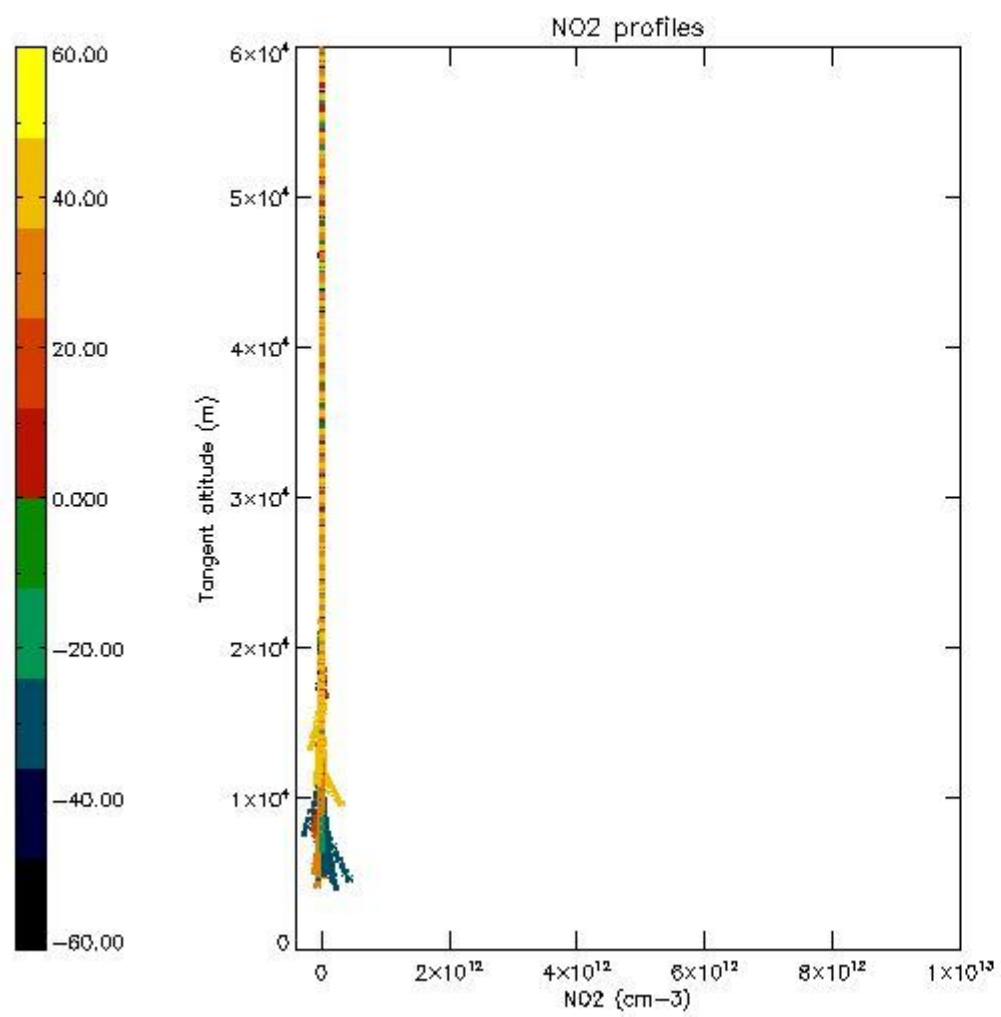
5.5 Plot ozone profiles where STD < 5% (dark without errors)

The colorbar represents the latitude.



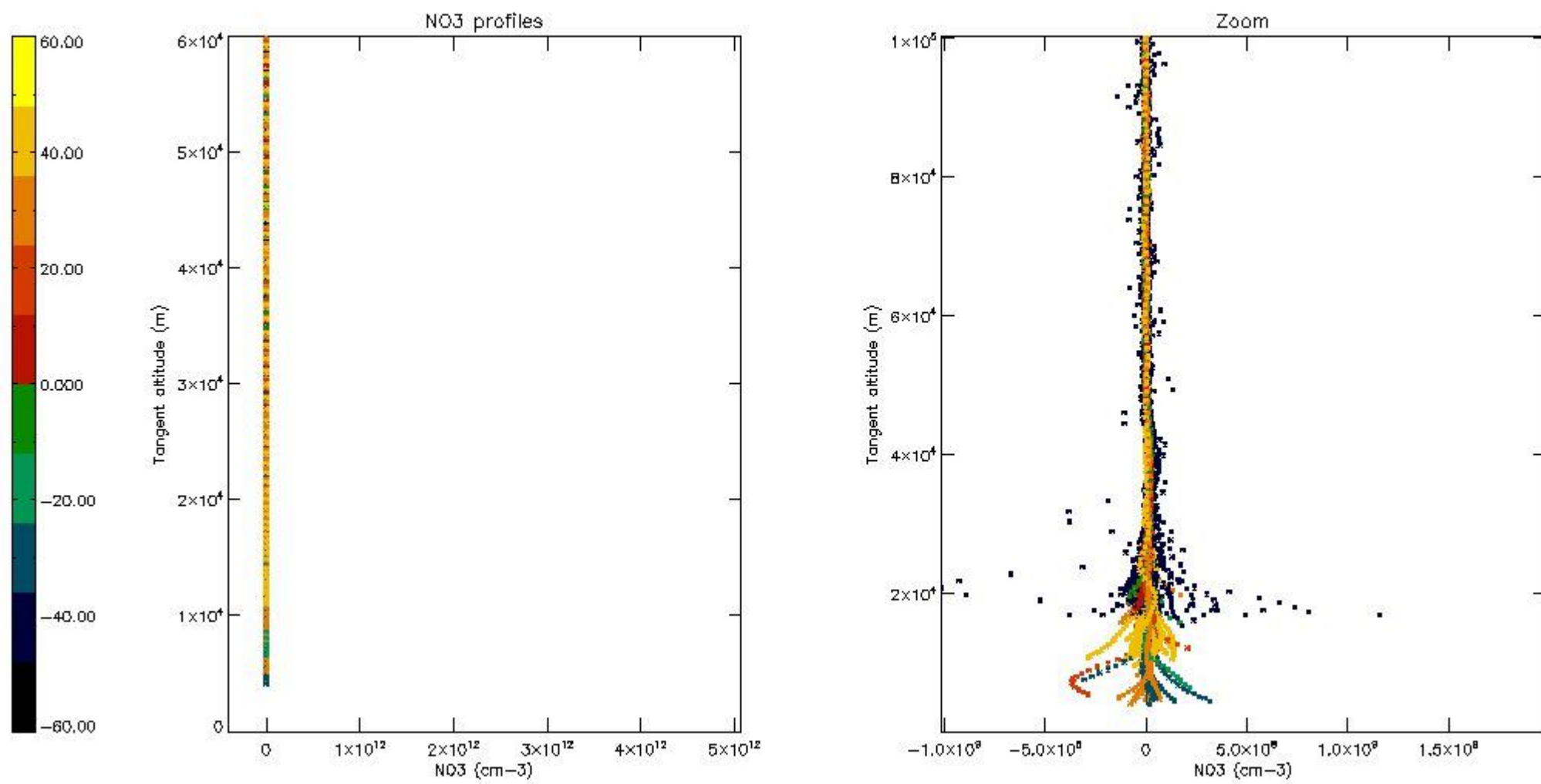
5.6 Plot NO₂ profiles for all STD (dark without errors)

The colorbar represents the latitude.



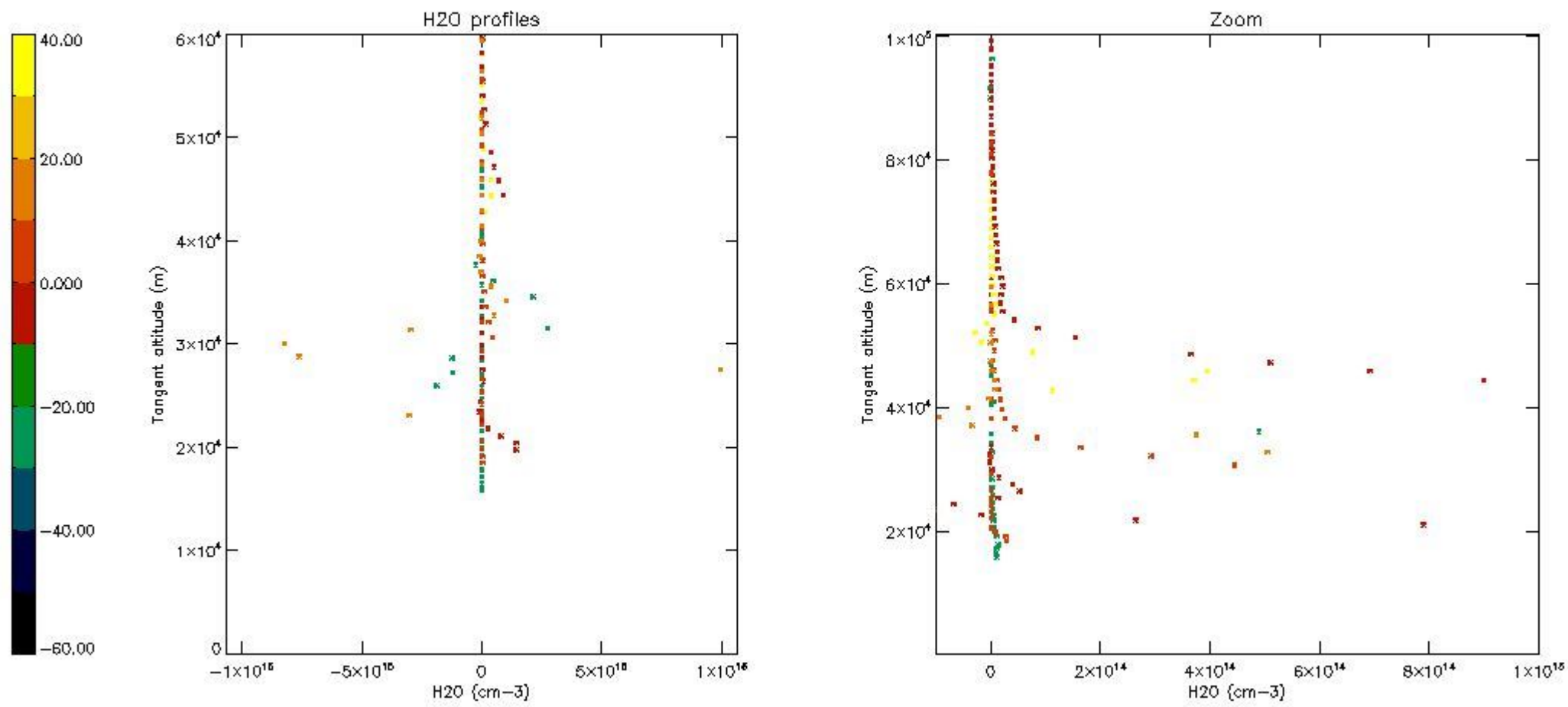
5.7 Plot NO3 profiles for all STD (dark without errors)

The colorbar represents the latitude.



5.8 Plot H2O profiles for all STD (only for occultations of stars 1,2,3,4,13,14,16,26,63 dark without errors)

The colorbar represents the latitude.



6. Auxiliary Data Files used for the production reported in section 2

The number reported in the third column indicates since which file (see list in section 2) the corresponding auxiliary file has been used. The fourth column is the date of those product files.

Type	Auxiliary Filename	Used since product	Used since product date
INST_PHYS_CHARACTERISTICS	GOM_INS_AXVIEC20091111_143220_20030716_120000_20500101_000000	1	11-DEC-2004 00:00:15
LEVEL-2_PROC_CONFIG	GOM_PR2_AXVIEC20091111_152718_20020301_000000_20500101_000000	1	11-DEC-2004 00:00:15
CROSS_SECTIONS_FILE	GOM_CRS_AXVIEC20091111_154832_20020301_000000_20500101_000000	1	11-DEC-2004 00:00:15

GOMOS Level 2 Daily Report

SUMMARY

[1. General Info](#)

[2. Summary of processed GOM_NL_2P products](#)

[3. Level 2 Quality information per product](#)

[3.1 Plot of level 2 quality information per product \(time dependant\)](#)

[3.2 Plot of level 2 quality information per product \(world map\)](#)

[4. Level 1 Quality information per product \(stored on level 2 products\)](#)

[4.1 Plot of level 1 quality information per product \(time dependant\)](#)

[4.1.1 Plot of level 1 quality information per product \(time dependant\): ASCENDING](#)

[4.1.2 Plot of level 1 quality information per product \(time dependant\): DESCENDING](#)

[4.2 Plot of level 1 quality information per product \(world map\)](#)

[4.2.1 Plot of level 1 quality information per product \(world map\): ASCENDING](#)

[4.2.2 Plot of level 1 quality information per product \(world map\): DESCENDING](#)

[5. Ozone profiles based on quality statistics and other trace gas profiles](#)

[5.1 Ozone statistics based on quality of products](#)

[5.2 Plot ozone profiles for all STD \(dark without errors\)](#)

[5.3 Plot ozone profiles where STD < 20% \(dark without errors\)](#)

[5.4. Plot ozone profiles where STD < 10% \(dark without errors\)](#)

[5.5. Plot ozone profiles where STD < 5% \(dark without errors\)](#)

[5.6 Plot NO2 profiles for all STD \(dark without errors\)](#)

[5.7 Plot NO3 profiles for all STD \(dark without errors\)](#)

[5.8 Plot H2O profiles \(only for occultations of stars 1,2,3,4,13,14,16,26,63 dark without errors\) for all STD](#)

[6. Auxiliary Data Files used for the production reported in section 2](#)

This report presents the daily analysis on parameters extracted from GOMOS level 2 data (GOM_NL__2P). It is intended to monitor some important parameters that will impact the quality of these products. A list of level 2 products (and content) that have arrived during the reporting day to the PCF is also given.

Item	Value
Time of report generation	22APR2013 09:51:00
Data source version	GOMOS/6.01
Start time of products	11-12-2004 (11DEC2004 00:00:00)
Stop time of products	12-12-2004 (12DEC2004 00:00:00)
Store outputs in DB	Yes
Nb of level 2 prods	500
Nb of prods with errors	0

2. Summary of processed GOM_NL__2P products.

Nr	Filename	UTC Start time	Limb	Duration	Star Id	Star Name	Star Mag	Star Temp	Nb Meas	Orbit	Prod. error
1	GOM_NL__2PRFIN20041211_000015_000000782032_00460_14542_7724.N1	11-DEC-2004 00:00:15	Straylight	77.500	1	9Alp CMa	-1.4400	11000.	155	14542	No
2	GOM_NL__2PRFIN20041211_000333_000000552032_00460_14542_7725.N1	11-DEC-2004 00:03:33	Straylight	55.000	7	19Bet Ori	0.10000	14000.	110	14542	No
3	GOM_NL__2PRFIN20041211_000550_000000552032_00460_14542_7726.N1	11-DEC-2004 00:05:50	Straylight	54.500	33	50Zet Ori	1.7660	30000.	109	14542	No
4	GOM_NL__2PRFIN20041211_000829_000000552032_00460_14542_7727.N1	11-DEC-2004 00:08:29	Twilight	54.500	27	24Gam Ori	1.6360	26000.	109	14542	No
5	GOM_NL__2PRFIN20041211_001104_000000532032_00460_14542_7728.N1	11-DEC-2004 00:11:04	Twilight	53.000	13	87Alp Tau	0.86700	3800.0	106	14542	No
6	GOM_NL__2PRFIN20041211_001739_000000372032_00460_14542_7729.N1	11-DEC-2004 00:17:39	Bright	36.500	149	45Eps Per	2.8880	30000.	73	14542	No
7	GOM_NL__2PRFIN20041211_001909_000000382032_00460_14542_7730.N1	11-DEC-2004 00:19:09	Bright	37.500	73	57Gam1And	2.2600	13100.	75	14542	No
8	GOM_NL__2PRFIN20041211_002127_000000372032_00460_14542_7731.N1	11-DEC-2004 00:21:27	Bright	37.000	160	23Gam Per	2.9300	4700.0	74	14542	No
9	GOM_NL__2PRFIN20041211_002424_000000372032_00460_14542_7732.N1	11-DEC-2004 00:24:24	Bright	37.000	110	37Del Cas	2.6780	8900.0	74	14542	No
10	GOM_NL__2PRFIN20041211_002623_000000962032_00460_14542_7733.N1	11-DEC-2004 00:26:23	Bright	95.500	24	66Alp Gem	1.5800	10200.	191	14542	No
11	GOM_NL__2PRFIN20041211_003129_000000362032_00460_14542_7734.N1	11-DEC-2004 00:31:29	Bright	35.500	49	1Alp UMi	1.9900	6300.0	71	14542	No
12	GOM_NL__2PRFIN20041211_003613_000000392032_00460_14542_7735.N1	11-DEC-2004 00:36:13	Bright	39.000	60	7Bet UMi	2.0810	3950.0	78	14542	No
13	GOM_NL__2PRFIN20041211_003917_000000392032_00460_14542_7736.N1	11-DEC-2004 00:39:17	Bright	38.500	119	14Eta Dra	2.7270	4700.0	77	14542	No
14	GOM_NL__2PRFIN20041211_004104_000000422032_00460_14542_7737.N1	11-DEC-2004 00:41:04	Bright	42.000	32	77Eps UMa	1.7630	11000.	84	14542	No
15	GOM_NL__2PRFIN20041211_004328_000000412032_00460_14542_7738.N1	11-DEC-2004 00:43:28	Bright	41.000	39	85Eta UMa	1.8540	24000.	82	14542	No
16	GOM_NL__2PRFIN20041211_004639_000000532032_00460_14542_7739.N1	11-DEC-2004 00:46:39	Bright	53.000	180	27Gam Boo	3.0400	8000.0	106	14542	No
17	GOM_NL__2PRFIN20041211_004946_000000382032_00460_14542_7740.N1	11-DEC-2004 00:49:46	Bright	38.000	83		2.3780	11000.	76	14542	No
18	GOM_NL__2PRFIN20041211_005257_000000422032_00460_14542_7741.N1	11-DEC-2004 00:52:57	Bright	42.000	111	8Eta Boo	2.6800	6000.0	84	14542	No
19	GOM_NL__2PRFIN20041211_005636_000000502032_00460_14542_7742.N1	11-DEC-2004 00:56:36	Bright	50.000	138	47Eps Vir	2.8280	4700.0	100	14542	No
20	GOM_NL__2PRFIN20041211_005850_000000852032_00460_14542_7743.N1	11-DEC-2004 00:58:50	Twilight	84.500	62	94Bet Leo	2.1360	9700.0	169	14542	No
21	GOM_NL__2PRFIN20041211_010228_000000542032_00460_14542_7744.N1	11-DEC-2004 01:02:28	Twilight	54.000	15	67Alp Vir	0.97600	28000.	108	14542	No
22	GOM_NL__2PRFIN20041211_010555_000000512032_00460_14542_7745.N1	11-DEC-2004 01:05:55	Twilight	51.000	169	46Gam Hya	2.9910	4700.0	102	14542	No
23	GOM_NL__2PRFIN20041211_010756_000000462032_00460_14542_7746.N1	11-DEC-2004 01:07:56	Twilight	46.000	54	5The Cen	2.0550	4500.0	92	14542	No
24	GOM_NL__2PRFIN20041211_011100_000000412032_00460_14542_7747.N1	11-DEC-2004 01:11:00	Dark	40.500	95	Zet Cen	2.5450	26000.	81	14542	No
25	GOM_NL__2PRFIN20041211_011359_000000452032_00460_14542_7748.N1	11-DEC-2004 01:13:59	Dark	45.000	4	Alp1Cen	-0.010000	5800.0	90	14542	No
26	GOM_NL__2PRFIN20041211_011527_000000432032_00461_14543_7552.N1	11-DEC-2004 01:15:27	Dark	42.500	20	Bet Cru	1.2530	30000.	85	14543	No
27	GOM_NL__2PRFIN20041211_011833_000000482032_00461_14543_7553.N1	11-DEC-2004 01:18:33	Dark	47.500	113	Mu Vel	2.6920	5000.0	95	14543	No
28	GOM_NL__2PRFIN20041211_012215_000000422032_00461_14543_7554.N1	11-DEC-2004 01:22:15	Dark	42.000	29	Bet Car	1.6720	10200.	84	14543	No
29	GOM_NL__2PRFIN20041211_012437_000000472032_00461_14543_7555.N1	11-DEC-2004 01:24:37	Dark	47.000	41	Eps Car	1.8600	4100.0	94	14543	No
30	GOM_NL__2PRFIN20041211_012708_000000552032_00461_14543_7556.N1	11-DEC-2004 01:27:08	Dark	54.500	34	Gam2Vel	1.7930	23000.	109	14543	No
31	GOM_NL__2PRFIN20041211_012938_000000502032_00461_14543_7557.N1	11-DEC-2004 01:29:38	Dark	49.500	2	Alp Car	-0.73600	7000.0	99	14543	No
32	GOM_NL__2PRFIN20041211_013212_000000602032_00461_14543_7558.N1	11-DEC-2004 01:32:12	Dark	59.500	117	Pi Pup	2.7060	3800.0	119	14543	No
33	GOM_NL__2PRFIN20041211_013537_000000642032_00461_14543_7559.N1	11-DEC-2004 01:35:37	Straylight	64.000	23	21Eps CMa	1.5020	26000.	128	14543	No
34	GOM_NL__2PRFIN20041211_013731_000000622032_00461_14543_7560.N1	11-DEC-2004 01:37:31	Straylight	62.000	179	24Omi2CMa	3.0320	24000.	124	14543	No
35	GOM_NL__2PRFIN20041211_014051_000000752032_00461_14543_7561.N1	11-DEC-2004 01:40:51	Straylight	75.000	1	9Alp CMa	-1.4400	11000.	150	14543	No
36	GOM_NL__2PRFIN20041211_014409_000000592032_00461_14543_7562.N1	11-DEC-2004 01:44:09	Straylight	59.000	7	19Bet Ori	0.10000	14000.	118	14543	No
37	GOM_NL__2PRFIN20041211_014625_000000552032_00461_14543_7563.N1	11-DEC-2004 01:46:25	Straylight	54.500	33	50Zet Ori	1.7660	30000.	109	14543	No
38	GOM_NL__2PRFIN20041211_014904_000000522032_00461_14543_7564.N1	11-DEC-2004 01:49:04	Twilight	52.000	27	24Gam Ori	1.6360	26000.	104	14543	No
39	GOM_NL__2PRFIN20041211_015140_000000562032_00461_14543_7565.N1	11-DEC-2004 01:51:40	Twilight	56.000	13	87Alp Tau	0.86700	3800.0	112	14543	No
40	GOM_NL__2PRFIN20041211_015815_000000382032_00461_14543_7566.N1	11-DEC-2004 01:58:15	Bright	37.500	149	45Eps Per	2.8880	30000.	75	14543	No
41	GOM_NL__2PRFIN20041211_015946_000000402032_00461_14543_7567.N1	11-DEC-2004 01:59:46	Bright	40.000	73	57Gam1And	2.2600	13100.	80	14543	No
42	GOM_NL__2PRFIN20041211_020202_000000372032_00461_14543_7568.N1	11-DEC-2004 02:02:02	Bright	37.000	160	23Gam Per	2.9300	4700.0	74	14543	No

43	GOM_NL__2PRFIN20041211_020500_000000382032_00461_14543_7569.N1	11-DEC-2004 02:05:00	Bright	37.500	110	37Del Cas	2.6780	8900.0	75	14543	No
44	GOM_NL__2PRFIN20041211_020657_000000922032_00461_14543_7570.N1	11-DEC-2004 02:06:57	Bright	91.500	24	66Alp Gem	1.5800	10200.	183	14543	No
45	GOM_NL__2PRFIN20041211_021203_000000402032_00461_14543_7571.N1	11-DEC-2004 02:12:03	Bright	40.000	49	1Alp UMi	1.9900	6300.0	80	14543	No
46	GOM_NL__2PRFIN20041211_021648_000000402032_00461_14543_7572.N1	11-DEC-2004 02:16:48	Bright	39.500	60	7Bet UMi	2.0810	3950.0	79	14543	No
47	GOM_NL__2PRFIN20041211_021953_000000382032_00461_14543_7573.N1	11-DEC-2004 02:19:53	Bright	38.000	119	14Eta Dra	2.7270	4700.0	76	14543	No
48	GOM_NL__2PRFIN20041211_022140_000000432032_00461_14543_7574.N1	11-DEC-2004 02:21:40	Bright	43.000	32	77Eps UMa	1.7630	11000.	86	14543	No
49	GOM_NL__2PRFIN20041211_022404_000000402032_00461_14543_7575.N1	11-DEC-2004 02:24:04	Bright	39.500	39	85Eta UMa	1.8540	24000.	79	14543	No
50	GOM_NL__2PRFIN20041211_022715_000000382032_00461_14543_7576.N1	11-DEC-2004 02:27:15	Bright	37.500	180	27Gam Boo	3.0400	8000.0	75	14543	No
51	GOM_NL__2PRFIN20041211_023022_000000382032_00461_14543_7577.N1	11-DEC-2004 02:30:22	Bright	38.000	83		2.3780	11000.	76	14543	No
52	GOM_NL__2PRFIN20041211_023334_000000572032_00461_14543_7578.N1	11-DEC-2004 02:33:34	Bright	57.000	111	8Eta Boo	2.6800	6000.0	114	14543	No
53	GOM_NL__2PRFIN20041211_023712_000000482032_00461_14543_7579.N1	11-DEC-2004 02:37:12	Bright	47.500	138	47Eps Vir	2.8280	4700.0	95	14543	No
54	GOM_NL__2PRFIN20041211_023927_000000972032_00461_14543_7580.N1	11-DEC-2004 02:39:27	Twilight	96.500	62	94Bet Leo	2.1360	9700.0	193	14543	No
55	GOM_NL__2PRFIN20041211_024303_000000522032_00461_14543_7581.N1	11-DEC-2004 02:43:03	Twilight	51.500	15	67Alp Vir	0.97600	28000.	103	14543	No
56	GOM_NL__2PRFIN20041211_024632_000000492032_00461_14543_7582.N1	11-DEC-2004 02:46:32	Twilight	48.500	169	46Gam Hya	2.9910	4700.0	97	14543	No
57	GOM_NL__2PRFIN20041211_024831_000000472032_00461_14543_7583.N1	11-DEC-2004 02:48:31	Twilight	46.500	54	5The Cen	2.0550	4500.0	93	14543	No
58	GOM_NL__2PRFIN20041211_024954_000000432032_00461_14543_7584.N1	11-DEC-2004 02:49:54	Dark	43.000	123	1ot Cen	2.7500	10200.	86	14543	No
59	GOM_NL__2PRFIN20041211_025435_000000432032_00461_14543_7585.N1	11-DEC-2004 02:54:35	Dark	43.000	4	Alp1Cen	-0.010000	5800.0	86	14543	No
60	GOM_NL__2PRFIN20041211_025603_000000442032_00462_14544_7719.N1	11-DEC-2004 02:56:03	Dark	43.500	20	Bet Cru	1.2530	30000.	87	14544	No
61	GOM_NL__2PRFIN20041211_025911_000000472032_00462_14544_7720.N1	11-DEC-2004 02:59:11	Dark	47.000	113	Mu Vel	2.6920	5000.0	94	14544	No
62	GOM_NL__2PRFIN20041211_030252_000000412032_00462_14544_7721.N1	11-DEC-2004 03:02:52	Dark	41.000	29	Bet Car	1.6720	10200.	82	14544	No
63	GOM_NL__2PRFIN20041211_030514_000000562032_00462_14544_7722.N1	11-DEC-2004 03:05:14	Dark	56.000	41	Eps Car	1.8600	4100.0	112	14544	No
64	GOM_NL__2PRFIN20041211_030747_000000532032_00462_14544_7723.N1	11-DEC-2004 03:07:47	Dark	53.000	34	Gam2Vel	1.7930	23000.	106	14544	No
65	GOM_NL__2PRFIN20041211_031016_000000492032_00462_14544_7724.N1	11-DEC-2004 03:10:16	Dark	49.000	2	Alp Car	-0.73600	7000.0	98	14544	No
66	GOM_NL__2PRFIN20041211_031248_000000552032_00462_14544_7725.N1	11-DEC-2004 03:12:48	Dark	54.500	117	Pi Pup	2.7060	3800.0	109	14544	No
67	GOM_NL__2PRFIN20041211_031613_000000602032_00462_14544_7726.N1	11-DEC-2004 03:16:13	Straylight	60.000	23	21Eps CMa	1.5020	26000.	120	14544	No
68	GOM_NL__2PRFIN20041211_031807_000000652032_00462_14544_7727.N1	11-DEC-2004 03:18:07	Straylight	64.500	179	24Omi2CMa	3.0320	24000.	129	14544	No
69	GOM_NL__2PRFIN20041211_032125_000000782032_00462_14544_7728.N1	11-DEC-2004 03:21:25	Straylight	77.500	1	9Alp CMa	-1.4400	11000.	155	14544	No
70	GOM_NL__2PRFIN20041211_032447_000000552032_00462_14544_7729.N1	11-DEC-2004 03:24:47	Straylight	55.000	7	19Bet Ori	0.10000	14000.	110	14544	No
71	GOM_NL__2PRFIN20041211_032701_000000562032_00462_14544_7730.N1	11-DEC-2004 03:27:01	Straylight	55.500	33	50Zet Ori	1.7660	30000.	111	14544	No
72	GOM_NL__2PRFIN20041211_032940_000000542032_00462_14544_7731.N1	11-DEC-2004 03:29:40	Twilight	54.000	27	24Gam Ori	1.6360	26000.	108	14544	No
73	GOM_NL__2PRFIN20041211_033216_000000562032_00462_14544_7732.N1	11-DEC-2004 03:32:16	Twilight	56.000	13	87Alp Tau	0.86700	3800.0	112	14544	No
74	GOM_NL__2PRFIN20041211_033851_000000372032_00462_14544_7733.N1	11-DEC-2004 03:38:51	Bright	37.000	149	45Eps Per	2.8880	30000.	74	14544	No
75	GOM_NL__2PRFIN20041211_034022_000000412032_00462_14544_7734.N1	11-DEC-2004 03:40:22	Bright	40.500	73	57Gam1And	2.2600	13100.	81	14544	No
76	GOM_NL__2PRFIN20041211_034239_000000372032_00462_14544_7735.N1	11-DEC-2004 03:42:39	Bright	36.500	160	23Gam Per	2.9300	4700.0	73	14544	No
77	GOM_NL__2PRFIN20041211_034536_000000382032_00462_14544_7736.N1	11-DEC-2004 03:45:36	Bright	37.500	110	37Del Cas	2.6780	8900.0	75	14544	No
78	GOM_NL__2PRFIN20041211_034730_000000932032_00462_14544_7737.N1	11-DEC-2004 03:47:30	Bright	92.500	24	66Alp Gem	1.5800	10200.	185	14544	No
79	GOM_NL__2PRFIN20041211_035240_000000362032_00462_14544_7738.N1	11-DEC-2004 03:52:40	Bright	36.000	49	1Alp UMi	1.9900	6300.0	72	14544	No
80	GOM_NL__2PRFIN20041211_035722_000000422032_00462_14544_7739.N1	11-DEC-2004 03:57:22	Bright	41.500	60	7Bet UMi	2.0810	3950.0	83	14544	No
81	GOM_NL__2PRFIN20041211_040029_000000382032_00462_14544_7740.N1	11-DEC-2004 04:00:29	Bright	37.500	119	14Eta Dra	2.7270	4700.0	75	14544	No
82	GOM_NL__2PRFIN20041211_040215_000000442032_00462_14544_7741.N1	11-DEC-2004 04:02:15	Bright	44.000	32	77Eps UMa	1.7630	11000.	88	14544	No
83	GOM_NL__2PRFIN20041211_040439_000000402032_00462_14544_7742.N1	11-DEC-2004 04:04:39	Bright	40.000	39	85Eta UMa	1.8540	24000.	80	14544	No
84	GOM_NL__2PRFIN20041211_040751_000000382032_00462_14544_7743.N1	11-DEC-2004 04:07:51	Bright	37.500	180	27Gam Boo	3.0400	8000.0	75	14544	No
85	GOM_NL__2PRFIN20041211_041058_000000382032_00462_14544_7744.N1	11-DEC-2004 04:10:58	Bright	38.000	83		2.3780	11000.	76	14544	No
86	GOM_NL__2PRFIN20041211_041408_000000442032_00462_14544_7745.N1	11-DEC-2004 04:14:08	Bright	43.500	111	8Eta Boo	2.6800	6000.0	87	14544	No
87	GOM_NL__2PRFIN20041211_041748_000000522032_00462_14544_7746.N1	11-DEC-2004 04:17:48	Bright	51.500	138	47Eps Vir	2.8280	4700.0	103	14544	No
88	GOM_NL__2PRFIN20041211_042004_000000852032_00462_14544_7747.N1	11-DEC-2004 04:20:04	Twilight	84.500	62	94Bet Leo	2.1360	9700.0	169	14544	No
89	GOM_NL__2PRFIN20041211_042341_000000542032_00462_14544_7748.N1	11-DEC-2004 04:23:41	Twilight	54.000	15	67Alp Vir	0.97600	28000.	108	14544	No
90	GOM_NL__2PRFIN20041211_042711_000000482032_00462_14544_7749.N1	11-DEC-2004 04:27:11	Twilight	47.500	169	46Gam Hya	2.9910	4700.0	95	14544	No
91	GOM_NL__2PRFIN20041211_042909_000000502032_00462_14544_7750.N1	11-DEC-2004 04:29:09	Twilight	49.500	54	5The Cen	2.0550	4500.0	99	14544	No
92	GOM_NL__2PRFIN20041211_043031_000000432032_00462_14544_7751.N1	11-DEC-2004 04:30:31	Dark	43.000	123	1ot Cen	2.7500	10200.	86	14544	No
93	GOM_NL__2PRFIN20041211_043212_000000392032_00462_14544_7752.N1	11-DEC-2004 04:32:12	Dark	39.000	95	Zet Cen	2.5450	26000.	78	14544	No
94	GOM_NL__2PRFIN20041211_043511_000000522032_00462_14544_7753.N1	11-DEC-2004 04:35:11	Dark	52.000	4	Alp1Cen	-0.010000	5800.0	104	14544	No
95	GOM_NL__2PRFIN20041211_043640_000000432032_00463_14545_7556.N1	11-DEC-2004 04:36:40	Dark	42.500	20	Bet Cru	1.2530	30000.	85	14545	No
96	GOM_NL__2PRFIN20041211_043947_000000472032_00463_14545_7557.N1	11-DEC-2004 04:39:47	Dark	47.000	113	Mu Vel	2.6920	5000.0	94	14545	No
97	GOM_NL__2PRFIN20041211_044328_000000422032_00463_14545_7558.N1	11-DEC-2004 04:43:28	Dark	42.000	29	Bet Car	1.6720	10200.	84	14545	No
98	GOM_NL__2PRFIN20041211_044551_000000492032_00463_14545_7559.N1	11-DEC-2004 04:45:51	Dark	48.500	41	Eps Car	1.8600	4100.0	97	14545	No
99	GOM_NL__2PRFIN20041211_044824_000000522032_00463_14545_7560.N1	11-DEC-2004 04:48:24	Dark	51.500	34	Gam2Vel	1.7930	23000.	103	14545	No
100	GOM_NL__2PRFIN20041211_045053_000000562032_00463_14545_7561.N1	11-DEC-2004 04:50:53	Dark	56.000	2	Alp Car	-0.73600	7000.0	112	14545	No
101	GOM_NL__2PRFIN20041211_045324_000000622032_00463_14545_7562.N1	11-DEC-2004 04:53:24	Dark	62.000	117	Pi Pup	2.7060	3800.0	124	14545	No

102	GOM_NL__2PRFIN20041211_045648_000000632032_00463_14545_7563.N1	11-DEC-2004 04:56:48	Straylight	62.500	23	21Eps CMa	1.5020	26000.	125	14545	No
103	GOM_NL__2PRFIN20041211_045843_000000612032_00463_14545_7564.N1	11-DEC-2004 04:58:43	Straylight	60.500	179	24Omi2CMa	3.0320	24000.	121	14545	No
104	GOM_NL__2PRFIN20041211_050201_000000712032_00463_14545_7565.N1	11-DEC-2004 05:02:01	Straylight	71.000	1	9Alp CMa	-1.4400	11000.	142	14545	No
105	GOM_NL__2PRFIN20041211_050524_000000582032_00463_14545_7566.N1	11-DEC-2004 05:05:24	Straylight	57.500	7	19Bet Ori	0.10000	14000.	115	14545	No
106	GOM_NL__2PRFIN20041211_050749_000000552032_00463_14545_7567.N1	11-DEC-2004 05:07:49	Straylight	55.000	30	46Eps Ori	1.6940	30000.	110	14545	No
107	GOM_NL__2PRFIN20041211_050940_000000442032_00463_14545_7568.N1	11-DEC-2004 05:09:40	Twilight	44.000	94	92Alp Cet	2.5260	3100.0	88	14545	No
108	GOM_NL__2PRFIN20041211_051115_000000662032_00463_14545_7569.N1	11-DEC-2004 05:11:15	Twilight	65.500	14	58Alp Ori	0.87000	3000.0	131	14545	No
109	GOM_NL__2PRFIN20041211_051531_000000472032_00463_14545_7570.N1	11-DEC-2004 05:15:31	Bright	47.000	176	23Zet Tau	3.0200	22000.	94	14545	No
110	GOM_NL__2PRFIN20041211_051732_000000482032_00463_14545_7571.N1	11-DEC-2004 05:17:32	Bright	48.000	28	12Bet Tau	1.6500	15200.	96	14545	No
111	GOM_NL__2PRFIN20041211_051927_000000372032_00463_14545_7572.N1	11-DEC-2004 05:19:27	Bright	37.000	149	45Eps Per	2.8880	30000.	74	14545	No
112	GOM_NL__2PRFIN20041211_052058_000000402032_00463_14545_7573.N1	11-DEC-2004 05:20:58	Bright	40.000	73	57Gam1And	2.2600	13100.	80	14545	No
113	GOM_NL__2PRFIN20041211_052315_000000362032_00463_14545_7574.N1	11-DEC-2004 05:23:15	Bright	35.500	160	23Gam Per	2.9300	4700.0	71	14545	No
114	GOM_NL__2PRFIN20041211_052612_000000382032_00463_14545_7575.N1	11-DEC-2004 05:26:12	Bright	38.000	110	37Del Cas	2.6780	8900.0	76	14545	No
115	GOM_NL__2PRFIN20041211_053316_000000362032_00463_14545_7576.N1	11-DEC-2004 05:33:16	Bright	35.500	49	1Alp UMi	1.9900	6300.0	71	14545	No
116	GOM_NL__2PRFIN20041211_053758_000000442032_00463_14545_7577.N1	11-DEC-2004 05:37:58	Bright	44.000	60	7Bet UMi	2.0810	3950.0	88	14545	No
117	GOM_NL__2PRFIN20041211_054105_000000392032_00463_14545_7578.N1	11-DEC-2004 05:41:05	Bright	38.500	119	14Eta Dra	2.7270	4700.0	77	14545	No
118	GOM_NL__2PRFIN20041211_054248_000000462032_00463_14545_7579.N1	11-DEC-2004 05:42:48	Bright	46.000	32	77Eps UMa	1.7630	11000.	92	14545	No
119	GOM_NL__2PRFIN20041211_054515_000000422032_00463_14545_7580.N1	11-DEC-2004 05:45:15	Bright	41.500	39	85Eta UMa	1.8540	24000.	83	14545	No
120	GOM_NL__2PRFIN20041211_054827_000000542032_00463_14545_7581.N1	11-DEC-2004 05:48:27	Bright	54.000	180	27Gam Boo	3.0400	8000.0	108	14545	No
121	GOM_NL__2PRFIN20041211_055132_000000412032_00463_14545_7582.N1	11-DEC-2004 05:51:32	Bright	40.500	83		2.3780	11000.	81	14545	No
122	GOM_NL__2PRFIN20041211_055446_000000422032_00463_14545_7583.N1	11-DEC-2004 05:54:46	Bright	41.500	111	8Eta Boo	2.6800	6000.0	83	14545	No
123	GOM_NL__2PRFIN20041211_055825_000000482032_00463_14545_7584.N1	11-DEC-2004 05:58:25	Bright	48.000	138	47Eps Vir	2.8280	4700.0	96	14545	No
124	GOM_NL__2PRFIN20041211_060041_000000852032_00463_14545_7585.N1	11-DEC-2004 06:00:41	Twilight	84.500	62	94Bet Leo	2.1360	9700.0	169	14545	No
125	GOM_NL__2PRFIN20041211_060416_000000542032_00463_14545_7586.N1	11-DEC-2004 06:04:16	Twilight	54.000	15	67Alp Vir	0.97600	28000.	108	14545	No
126	GOM_NL__2PRFIN20041211_060747_000000482032_00463_14545_7587.N1	11-DEC-2004 06:07:47	Twilight	48.000	169	46Gam Hya	2.9910	4700.0	96	14545	No
127	GOM_NL__2PRFIN20041211_060945_000000462032_00463_14545_7588.N1	11-DEC-2004 06:09:45	Twilight	45.500	54	5The Cen	2.0550	4500.0	91	14545	No
128	GOM_NL__2PRFIN20041211_061107_000000442032_00463_14545_7589.N1	11-DEC-2004 06:11:07	Dark	43.500	123	1ot Cen	2.7500	10200.	87	14545	No
129	GOM_NL__2PRFIN20041211_061249_000000412032_00463_14545_7590.N1	11-DEC-2004 06:12:49	Dark	41.000	95	Zet Cen	2.5450	26000.	82	14545	No
130	GOM_NL__2PRFIN20041211_061548_000000472032_00463_14545_7591.N1	11-DEC-2004 06:15:48	Dark	46.500	4	Alp1Cen	-0.010000	5800.0	93	14545	No
131	GOM_NL__2PRFIN20041211_061716_000000442032_00464_14546_7721.N1	11-DEC-2004 06:17:16	Dark	43.500	20	Bet Cru	1.2530	30000.	87	14546	No
132	GOM_NL__2PRFIN20041211_062025_000000472032_00464_14546_7722.N1	11-DEC-2004 06:20:25	Dark	46.500	113	Mu Vel	2.6920	5000.0	93	14546	No
133	GOM_NL__2PRFIN20041211_062405_000000402032_00464_14546_7723.N1	11-DEC-2004 06:24:05	Dark	40.000	29	Bet Car	1.6720	10200.	80	14546	No
134	GOM_NL__2PRFIN20041211_062627_000000492032_00464_14546_7724.N1	11-DEC-2004 06:26:27	Dark	49.000	41	Eps Car	1.8600	4100.0	98	14546	No
135	GOM_NL__2PRFIN20041211_062901_000000492032_00464_14546_7725.N1	11-DEC-2004 06:29:01	Dark	48.500	34	Gam2Vel	1.7930	23000.	97	14546	No
136	GOM_NL__2PRFIN20041211_063130_000000562032_00464_14546_7726.N1	11-DEC-2004 06:31:30	Dark	56.000	2	Alp Car	-0.73600	7000.0	112	14546	No
137	GOM_NL__2PRFIN20041211_063401_000000592032_00464_14546_7727.N1	11-DEC-2004 06:34:01	Dark	59.000	117	Pi Pup	2.7060	3800.0	118	14546	No
138	GOM_NL__2PRFIN20041211_063726_000000562032_00464_14546_7728.N1	11-DEC-2004 06:37:26	Straylight	55.500	23	21Eps CMa	1.5020	26000.	111	14546	No
139	GOM_NL__2PRFIN20041211_063920_000000612032_00464_14546_7729.N1	11-DEC-2004 06:39:20	Straylight	61.000	179	24Omi2CMa	3.0320	24000.	122	14546	No
140	GOM_NL__2PRFIN20041211_064239_000000812032_00464_14546_7730.N1	11-DEC-2004 06:42:39	Straylight	81.000	1	9Alp CMa	-1.4400	11000.	162	14546	No
141	GOM_NL__2PRFIN20041211_064600_000000562032_00464_14546_7731.N1	11-DEC-2004 06:46:00	Straylight	55.500	7	19Bet Ori	0.10000	14000.	111	14546	No
142	GOM_NL__2PRFIN20041211_064825_000000562032_00464_14546_7732.N1	11-DEC-2004 06:48:25	Straylight	55.500	30	46Eps Ori	1.6940	30000.	111	14546	No
143	GOM_NL__2PRFIN20041211_065016_000000442032_00464_14546_7733.N1	11-DEC-2004 06:50:16	Twilight	44.000	94	92Alp Cet	2.5260	3100.0	88	14546	No
144	GOM_NL__2PRFIN20041211_065152_000000712032_00464_14546_7734.N1	11-DEC-2004 06:51:52	Twilight	70.500	14	58Alp Ori	0.87000	3000.0	141	14546	No
145	GOM_NL__2PRFIN20041211_065606_000000492032_00464_14546_7735.N1	11-DEC-2004 06:56:06	Bright	49.000	176	23Zet Tau	3.0200	22000.	98	14546	No
146	GOM_NL__2PRFIN20041211_065808_000000482032_00464_14546_7736.N1	11-DEC-2004 06:58:08	Bright	47.500	28	12Bet Tau	1.6500	15200.	95	14546	No
147	GOM_NL__2PRFIN20041211_070003_000000372032_00464_14546_7737.N1	11-DEC-2004 07:00:03	Bright	37.000	149	45Eps Per	2.8880	30000.	74	14546	No
148	GOM_NL__2PRFIN20041211_070135_000000402032_00464_14546_7738.N1	11-DEC-2004 07:01:35	Bright	39.500	73	57Gam1And	2.2600	13100.	79	14546	No
149	GOM_NL__2PRFIN20041211_070351_000000372032_00464_14546_7739.N1	11-DEC-2004 07:03:51	Bright	37.000	160	23Gam Per	2.9300	4700.0	74	14546	No
150	GOM_NL__2PRFIN20041211_070649_000000372032_00464_14546_7740.N1	11-DEC-2004 07:06:49	Bright	37.000	110	37Del Cas	2.6780	8900.0	74	14546	No
151	GOM_NL__2PRFIN20041211_071353_000000372032_00464_14546_7741.N1	11-DEC-2004 07:13:53	Bright	37.000	49	1Alp UMi	1.9900	6300.0	74	14546	No
152	GOM_NL__2PRFIN20041211_071837_000000362032_00464_14546_7742.N1	11-DEC-2004 07:18:37	Bright	36.000	60	7Bet UMi	2.0810	3950.0	72	14546	No
153	GOM_NL__2PRFIN20041211_072140_000000392032_00464_14546_7743.N1	11-DEC-2004 07:21:40	Bright	39.000	119	14Eta Dra	2.7270	4700.0	78	14546	No
154	GOM_NL__2PRFIN20041211_072326_000000442032_00464_14546_7744.N1	11-DEC-2004 07:23:26	Bright	43.500	32	77Eps UMa	1.7630	11000.	87	14546	No
155	GOM_NL__2PRFIN20041211_072549_000000412032_00464_14546_7745.N1	11-DEC-2004 07:25:49	Bright	41.000	39	85Eta UMa	1.8540	24000.	82	14546	No
156	GOM_NL__2PRFIN20041211_072903_000000382032_00464_14546_7746.N1	11-DEC-2004 07:29:03	Bright	37.500	180	27Gam Boo	3.0400	8000.0	75	14546	No
157	GOM_NL__2PRFIN20041211_073211_000000372032_00464_14546_7747.N1	11-DEC-2004 07:32:11	Bright	37.000	83		2.3780	11000.	74	14546	No
158	GOM_NL__2PRFIN20041211_073520_000000492032_00464_14546_7748.N1	11-DEC-2004 07:35:20	Bright	48.500	111	8Eta Boo	2.6800	6000.0	97	14546	No
159	GOM_NL__2PRFIN20041211_073901_000000632032_00464_14546_7749.N1	11-DEC-2004 07:39:01	Bright	63.000	138	47Eps Vir	2.8280	4700.0	126	14546	No
160	GOM_NL__2PRFIN20041211_074118_000000862032_00464_14546_7750.N1	11-DEC-2004 07:41:18	Twilight	85.500	62	94Bet Leo	2.1360	9700.0	171	14546	No

161	GOM_NL__2PRFIN20041211_074455_000000532032_00464_14546_7751.N1	11-DEC-2004 07:44:55	Twilight	53.000	15	67Alp Vir	0.97600	28000.	106	14546	No
162	GOM_NL__2PRFIN20041211_074824_000000462032_00464_14546_7752.N1	11-DEC-2004 07:48:24	Twilight	46.000	169	46Gam Hya	2.9910	4700.0	92	14546	No
163	GOM_NL__2PRFIN20041211_075023_000000462032_00464_14546_7753.N1	11-DEC-2004 07:50:23	Twilight	45.500	54	5The Cen	2.0550	4500.0	91	14546	No
164	GOM_NL__2PRFIN20041211_075144_000000422032_00464_14546_7754.N1	11-DEC-2004 07:51:44	Dark	42.000	123	1ot Cen	2.7500	10200.	84	14546	No
165	GOM_NL__2PRFIN20041211_075325_000000402032_00464_14546_7755.N1	11-DEC-2004 07:53:25	Dark	40.000	95	Zet Cen	2.5450	26000.	80	14546	No
166	GOM_NL__2PRFIN20041211_075624_000000422032_00464_14546_7756.N1	11-DEC-2004 07:56:24	Dark	41.500	4	Alp1Cen	-0.010000	5800.0	83	14546	No
167	GOM_NL__2PRFIN20041211_075753_000000422032_00465_14547_7571.N1	11-DEC-2004 07:57:53	Dark	42.000	20	Bet Cru	1.2530	30000.	84	14547	No
168	GOM_NL__2PRFIN20041211_080102_000000452032_00465_14547_7572.N1	11-DEC-2004 08:01:02	Dark	45.000	113	Mu Vel	2.6920	5000.0	90	14547	No
169	GOM_NL__2PRFIN20041211_080442_000000482032_00465_14547_7573.N1	11-DEC-2004 08:04:42	Dark	48.000	29	Bet Car	1.6720	10200.	96	14547	No
170	GOM_NL__2PRFIN20041211_080704_000000492032_00465_14547_7574.N1	11-DEC-2004 08:07:04	Dark	48.500	41	Eps Car	1.8600	4100.0	97	14547	No
171	GOM_NL__2PRFIN20041211_080938_000000492032_00465_14547_7575.N1	11-DEC-2004 08:09:38	Dark	48.500	34	Gam2Vel	1.7930	23000.	97	14547	No
172	GOM_NL__2PRFIN20041211_081207_000000562032_00465_14547_7576.N1	11-DEC-2004 08:12:07	Dark	56.000	2	Alp Car	-0.73600	7000.0	112	14547	No
173	GOM_NL__2PRFIN20041211_081438_000000582032_00465_14547_7577.N1	11-DEC-2004 08:14:38	Dark	58.000	117	Pi Pup	2.7060	3800.0	116	14547	No
174	GOM_NL__2PRFIN20041211_081802_000000632032_00465_14547_7578.N1	11-DEC-2004 08:18:02	Straylight	62.500	23	21Eps CMa	1.5020	26000.	125	14547	No
175	GOM_NL__2PRFIN20041211_081954_000000652032_00465_14547_7579.N1	11-DEC-2004 08:19:54	Straylight	64.500	179	24Omi2CMa	3.0320	24000.	129	14547	No
176	GOM_NL__2PRFIN20041211_082315_000000812032_00465_14547_7580.N1	11-DEC-2004 08:23:15	Straylight	80.500	1	9Alp CMa	-1.4400	11000.	161	14547	No
177	GOM_NL__2PRFIN20041211_082636_000000572032_00465_14547_7581.N1	11-DEC-2004 08:26:36	Straylight	56.500	7	19Bet Ori	0.10000	14000.	113	14547	No
178	GOM_NL__2PRFIN20041211_082901_000000552032_00465_14547_7582.N1	11-DEC-2004 08:29:01	Straylight	55.000	30	46Eps Ori	1.6940	30000.	110	14547	No
179	GOM_NL__2PRFIN20041211_083053_000000472032_00465_14547_7583.N1	11-DEC-2004 08:30:53	Twilight	46.500	94	92Alp Cet	2.5260	3100.0	93	14547	No
180	GOM_NL__2PRFIN20041211_083227_000000722032_00465_14547_7584.N1	11-DEC-2004 08:32:27	Twilight	71.500	14	58Alp Ori	0.87000	3000.0	143	14547	No
181	GOM_NL__2PRFIN20041211_083642_000000472032_00465_14547_7585.N1	11-DEC-2004 08:36:42	Bright	47.000	176	23Zet Tau	3.0200	22000.	94	14547	No
182	GOM_NL__2PRFIN20041211_083843_000000462032_00465_14547_7586.N1	11-DEC-2004 08:38:43	Bright	45.500	28	12Bet Tau	1.6500	15200.	91	14547	No
183	GOM_NL__2PRFIN20041211_084039_000000372032_00465_14547_7587.N1	11-DEC-2004 08:40:39	Bright	36.500	149	45Eps Per	2.8880	30000.	73	14547	No
184	GOM_NL__2PRFIN20041211_084211_000000392032_00465_14547_7588.N1	11-DEC-2004 08:42:11	Bright	39.000	73	57Gam1And	2.2600	13100.	78	14547	No
185	GOM_NL__2PRFIN20041211_084427_000000372032_00465_14547_7589.N1	11-DEC-2004 08:44:27	Bright	36.500	160	23Gam Per	2.9300	4700.0	73	14547	No
186	GOM_NL__2PRFIN20041211_084725_000000372032_00465_14547_7590.N1	11-DEC-2004 08:47:25	Bright	37.000	110	37Del Cas	2.6780	8900.0	74	14547	No
187	GOM_NL__2PRFIN20041211_085429_000000392032_00465_14547_7591.N1	11-DEC-2004 08:54:29	Bright	38.500	49	1Alp UMi	1.9900	6300.0	77	14547	No
188	GOM_NL__2PRFIN20041211_085913_000000382032_00465_14547_7592.N1	11-DEC-2004 08:59:13	Bright	38.000	60	7Bet UMi	2.0810	3950.0	76	14547	No
189	GOM_NL__2PRFIN20041211_090217_000000382032_00465_14547_7593.N1	11-DEC-2004 09:02:17	Bright	38.000	119	14Eta Dra	2.7270	4700.0	76	14547	No
190	GOM_NL__2PRFIN20041211_090359_000000442032_00465_14547_7594.N1	11-DEC-2004 09:03:59	Bright	43.500	32	77Eps UMa	1.7630	11000.	87	14547	No
191	GOM_NL__2PRFIN20041211_090627_000000422032_00465_14547_7595.N1	11-DEC-2004 09:06:27	Bright	41.500	39	85Eta UMa	1.8540	24000.	83	14547	No
192	GOM_NL__2PRFIN20041211_090939_000000382032_00465_14547_7596.N1	11-DEC-2004 09:09:39	Bright	38.000	180	27Gam Boo	3.0400	8000.0	76	14547	No
193	GOM_NL__2PRFIN20041211_091247_000000372032_00465_14547_7597.N1	11-DEC-2004 09:12:47	Bright	36.500	83		2.3780	11000.	73	14547	No
194	GOM_NL__2PRFIN20041211_091558_000000432032_00465_14547_7598.N1	11-DEC-2004 09:15:58	Bright	42.500	111	8Eta Boo	2.6800	6000.0	85	14547	No
195	GOM_NL__2PRFIN20041211_091938_000000682032_00465_14547_7599.N1	11-DEC-2004 09:19:38	Bright	68.000	138	47Eps Vir	2.8280	4700.0	136	14547	No
196	GOM_NL__2PRFIN20041211_092155_000000892032_00465_14547_7600.N1	11-DEC-2004 09:21:55	Twilight	88.500	62	94Bet Leo	2.1360	9700.0	177	14547	No
197	GOM_NL__2PRFIN20041211_092532_000000512032_00465_14547_7601.N1	11-DEC-2004 09:25:32	Twilight	50.500	15	67Alp Vir	0.97600	28000.	101	14547	No
198	GOM_NL__2PRFIN20041211_092901_000000462032_00465_14547_7602.N1	11-DEC-2004 09:29:01	Twilight	46.000	169	46Gam Hya	2.9910	4700.0	92	14547	No
199	GOM_NL__2PRFIN20041211_093059_000000422032_00465_14547_7603.N1	11-DEC-2004 09:30:59	Twilight	41.500	54	5The Cen	2.0550	4500.0	83	14547	No
200	GOM_NL__2PRFIN20041211_093221_000000422032_00465_14547_7604.N1	11-DEC-2004 09:32:21	Dark	42.000	123	1ot Cen	2.7500	10200.	84	14547	No
201	GOM_NL__2PRFIN20041211_093402_000000392032_00465_14547_7605.N1	11-DEC-2004 09:34:02	Dark	38.500	95	Zet Cen	2.5450	26000.	77	14547	No
202	GOM_NL__2PRFIN20041211_093700_000000522032_00465_14547_7606.N1	11-DEC-2004 09:37:00	Dark	52.000	4	Alp1Cen	-0.010000	5800.0	104	14547	No
203	GOM_NL__2PRFIN20041211_093829_000000432032_00466_14548_7569.N1	11-DEC-2004 09:38:29	Dark	43.000	20	Bet Cru	1.2530	30000.	86	14548	No
204	GOM_NL__2PRFIN20041211_094138_000000482032_00466_14548_7570.N1	11-DEC-2004 09:41:38	Dark	48.000	113	Mu Vel	2.6920	5000.0	96	14548	No
205	GOM_NL__2PRFIN20041211_094518_000000412032_00466_14548_7571.N1	11-DEC-2004 09:45:18	Dark	41.000	29	Bet Car	1.6720	10200.	82	14548	No
206	GOM_NL__2PRFIN20041211_094740_000000472032_00466_14548_7572.N1	11-DEC-2004 09:47:40	Dark	47.000	41	Eps Car	1.8600	4100.0	94	14548	No
207	GOM_NL__2PRFIN20041211_095015_000000482032_00466_14548_7573.N1	11-DEC-2004 09:50:15	Dark	48.000	34	Gam2Vel	1.7930	23000.	96	14548	No
208	GOM_NL__2PRFIN20041211_095243_000000522032_00466_14548_7574.N1	11-DEC-2004 09:52:43	Dark	51.500	2	Alp Car	-0.73600	7000.0	103	14548	No
209	GOM_NL__2PRFIN20041211_095515_000000532032_00466_14548_7575.N1	11-DEC-2004 09:55:15	Dark	53.000	117	Pi Pup	2.7060	3800.0	106	14548	No
210	GOM_NL__2PRFIN20041211_095839_000000622032_00466_14548_7576.N1	11-DEC-2004 09:58:39	Straylight	61.500	23	21Eps CMa	1.5020	26000.	123	14548	No
211	GOM_NL__2PRFIN20041211_100030_000000642032_00466_14548_7577.N1	11-DEC-2004 10:00:30	Straylight	63.500	179	24Omi2CMa	3.0320	24000.	127	14548	No
212	GOM_NL__2PRFIN20041211_100349_000000812032_00466_14548_7578.N1	11-DEC-2004 10:03:49	Straylight	81.000	1	9Alp CMa	-1.4400	11000.	162	14548	No
213	GOM_NL__2PRFIN20041211_100712_000000562032_00466_14548_7579.N1	11-DEC-2004 10:07:12	Straylight	56.000	7	19Bet Ori	0.10000	14000.	112	14548	No
214	GOM_NL__2PRFIN20041211_100937_000000572032_00466_14548_7580.N1	11-DEC-2004 10:09:37	Straylight	56.500	30	46Eps Ori	1.6940	30000.	113	14548	No
215	GOM_NL__2PRFIN20041211_101129_000000502032_00466_14548_7581.N1	11-DEC-2004 10:11:29	Twilight	50.000	94	92Alp Cet	2.5260	3100.0	100	14548	No
216	GOM_NL__2PRFIN20041211_101302_000000732032_00466_14548_7582.N1	11-DEC-2004 10:13:02	Twilight	73.000	14	58Alp Ori	0.87000	3000.0	146	14548	No
217	GOM_NL__2PRFIN20041211_101717_000000492032_00466_14548_7583.N1	11-DEC-2004 10:17:17	Bright	48.500	176	23Zet Tau	3.0200	22000.	97	14548	No
218	GOM_NL__2PRFIN20041211_101919_000000462032_00466_14548_7584.N1	11-DEC-2004 10:19:19	Bright	45.500	28	12Bet Tau	1.6500	15200.	91	14548	No
219	GOM_NL__2PRFIN20041211_102114_000000502032_00466_14548_7585.N1	11-DEC-2004 10:21:14	Bright	50.000	149	45Eps Per	2.8880	30000.	100	14548	No

220	GOM_NL__2PRFIN20041211_102247_000000412032_00466_14548_7586.N1	11-DEC-2004 10:22:47	Bright	41.000	73	57Gam1And	2.2600	13100.	82	14548	No
221	GOM_NL__2PRFIN20041211_102503_000000382032_00466_14548_7587.N1	11-DEC-2004 10:25:03	Bright	38.000	160	23Gam Per	2.9300	4700.0	76	14548	No
222	GOM_NL__2PRFIN20041211_102801_000000372032_00466_14548_7588.N1	11-DEC-2004 10:28:01	Bright	37.000	110	37Del Cas	2.6780	8900.0	74	14548	No
223	GOM_NL__2PRFIN20041211_103505_000000382032_00466_14548_7589.N1	11-DEC-2004 10:35:05	Bright	38.000	49	1Alp UMi	1.9900	6300.0	76	14548	No
224	GOM_NL__2PRFIN20041211_103948_000000402032_00466_14548_7590.N1	11-DEC-2004 10:39:48	Bright	40.000	60	7Bet UMi	2.0810	3950.0	80	14548	No
225	GOM_NL__2PRFIN20041211_104254_000000372032_00466_14548_7591.N1	11-DEC-2004 10:42:54	Bright	37.000	119	14Eta Dra	2.7270	4700.0	74	14548	No
226	GOM_NL__2PRFIN20041211_104437_000000422032_00466_14548_7592.N1	11-DEC-2004 10:44:37	Bright	42.000	32	77Eps UMa	1.7630	11000.	84	14548	No
227	GOM_NL__2PRFIN20041211_104700_000000452032_00466_14548_7593.N1	11-DEC-2004 10:47:00	Bright	44.500	39	85Eta UMa	1.8540	24000.	89	14548	No
228	GOM_NL__2PRFIN20041211_105015_000000382032_00466_14548_7594.N1	11-DEC-2004 10:50:15	Bright	37.500	180	27Gam Boo	3.0400	8000.0	75	14548	No
229	GOM_NL__2PRFIN20041211_105323_000000362032_00466_14548_7595.N1	11-DEC-2004 10:53:23	Bright	36.000	83		2.3780	11000.	72	14548	No
230	GOM_NL__2PRFIN20041211_105632_000000432032_00466_14548_7596.N1	11-DEC-2004 10:56:32	Bright	43.000	111	8Eta Boo	2.6800	6000.0	86	14548	No
231	GOM_NL__2PRFIN20041211_110014_000000632032_00466_14548_7597.N1	11-DEC-2004 11:00:14	Bright	62.500	138	47Eps Vir	2.8280	4700.0	125	14548	No
232	GOM_NL__2PRFIN20041211_110233_000000892032_00466_14548_7598.N1	11-DEC-2004 11:02:33	Twi_and_stray	89.000	62	94Bet Leo	2.1360	9700.0	178	14548	No
233	GOM_NL__2PRFIN20041211_110608_000000482032_00466_14548_7599.N1	11-DEC-2004 11:06:08	Twi_and_stray	48.000	15	67Alp Vir	0.97600	28000.	96	14548	No
234	GOM_NL__2PRFIN20041211_110937_000000472032_00466_14548_7600.N1	11-DEC-2004 11:09:37	Twilight	47.000	169	46Gam Hya	2.9910	4700.0	94	14548	No
235	GOM_NL__2PRFIN20041211_111135_000000452032_00466_14548_7601.N1	11-DEC-2004 11:11:35	Twilight	45.000	54	5The Cen	2.0550	4500.0	90	14548	No
236	GOM_NL__2PRFIN20041211_111257_000000412032_00466_14548_7602.N1	11-DEC-2004 11:12:57	Dark	40.500	123	1ot Cen	2.7500	10200.	81	14548	No
237	GOM_NL__2PRFIN20041211_111438_000000392032_00466_14548_7603.N1	11-DEC-2004 11:14:38	Dark	39.000	95	Zet Cen	2.5450	26000.	78	14548	No
238	GOM_NL__2PRFIN20041211_111735_000000452032_00466_14548_7604.N1	11-DEC-2004 11:17:35	Dark	45.000	4	Alp1Cen	-0.010000	5800.0	90	14548	No
239	GOM_NL__2PRFIN20041211_111905_000000402032_00467_14549_7723.N1	11-DEC-2004 11:19:05	Dark	40.000	20	Bet Cru	1.2530	30000.	80	14549	No
240	GOM_NL__2PRFIN20041211_112214_000000482032_00467_14549_7724.N1	11-DEC-2004 11:22:14	Dark	47.500	113	Mu Vel	2.6920	5000.0	95	14549	No
241	GOM_NL__2PRFIN20041211_112554_000000412032_00467_14549_7725.N1	11-DEC-2004 11:25:54	Dark	40.500	29	Bet Car	1.6720	10200.	81	14549	No
242	GOM_NL__2PRFIN20041211_112816_000000462032_00467_14549_7726.N1	11-DEC-2004 11:28:16	Dark	45.500	41	Eps Car	1.8600	4100.0	91	14549	No
243	GOM_NL__2PRFIN20041211_113050_000000502032_00467_14549_7727.N1	11-DEC-2004 11:30:50	Dark	49.500	34	Gam2Vel	1.7930	23000.	99	14549	No
244	GOM_NL__2PRFIN20041211_113319_000000562032_00467_14549_7728.N1	11-DEC-2004 11:33:19	Dark	56.000	2	Alp Car	-0.73600	7000.0	112	14549	No
245	GOM_NL__2PRFIN20041211_113551_000000602032_00467_14549_7729.N1	11-DEC-2004 11:35:51	Dark	60.000	117	Pi Pup	2.7060	3800.0	120	14549	No
246	GOM_NL__2PRFIN20041211_113915_000000612032_00467_14549_7730.N1	11-DEC-2004 11:39:15	Straylight	61.000	23	21Eps CMa	1.5020	26000.	122	14549	No
247	GOM_NL__2PRFIN20041211_114109_000000612032_00467_14549_7731.N1	11-DEC-2004 11:41:09	Straylight	60.500	179	24Omi2CMa	3.0320	24000.	121	14549	No
248	GOM_NL__2PRFIN20041211_114427_000000722032_00467_14549_7732.N1	11-DEC-2004 11:44:27	Straylight	72.000	1	9Alp CMa	-1.4400	11000.	144	14549	No
249	GOM_NL__2PRFIN20041211_114747_000000592032_00467_14549_7733.N1	11-DEC-2004 11:47:47	Straylight	59.000	7	19Bet Ori	0.10000	14000.	118	14549	No
250	GOM_NL__2PRFIN20041211_115013_000000572032_00467_14549_7734.N1	11-DEC-2004 11:50:13	Straylight	56.500	30	46Eps Ori	1.6940	30000.	113	14549	No
251	GOM_NL__2PRFIN20041211_115205_000000472032_00467_14549_7735.N1	11-DEC-2004 11:52:05	Twi_and_stray	47.000	94	92Alp Cet	2.5260	3100.0	94	14549	No
252	GOM_NL__2PRFIN20041211_115337_000000672032_00467_14549_7736.N1	11-DEC-2004 11:53:37	Twi_and_stray	66.500	14	58Alp Ori	0.87000	3000.0	133	14549	No
253	GOM_NL__2PRFIN20041211_115751_000000502032_00467_14549_7737.N1	11-DEC-2004 11:57:51	Bright	50.000	176	23Zet Tau	3.0200	22000.	100	14549	No
254	GOM_NL__2PRFIN20041211_115954_000000472032_00467_14549_7738.N1	11-DEC-2004 11:59:54	Bright	46.500	28	12Bet Tau	1.6500	15200.	93	14549	No
255	GOM_NL__2PRFIN20041211_120150_000000372032_00467_14549_7739.N1	11-DEC-2004 12:01:50	Bright	37.000	149	45Eps Per	2.8880	30000.	74	14549	No
256	GOM_NL__2PRFIN20041211_120323_000000392032_00467_14549_7740.N1	11-DEC-2004 12:03:23	Bright	39.000	73	57Gam1And	2.2600	13100.	78	14549	No
257	GOM_NL__2PRFIN20041211_120538_000000382032_00467_14549_7741.N1	11-DEC-2004 12:05:38	Bright	38.000	160	23Gam Per	2.9300	4700.0	76	14549	No
258	GOM_NL__2PRFIN20041211_120837_000000392032_00467_14549_7742.N1	11-DEC-2004 12:08:37	Bright	38.500	110	37Del Cas	2.6780	8900.0	77	14549	No
259	GOM_NL__2PRFIN20041211_121538_000000412032_00467_14549_7743.N1	11-DEC-2004 12:15:38	Bright	40.500	49	1Alp UMi	1.9900	6300.0	81	14549	No
260	GOM_NL__2PRFIN20041211_122022_000000372032_00467_14549_7744.N1	11-DEC-2004 12:20:22	Bright	37.000	60	7Bet UMi	2.0810	3950.0	74	14549	No
261	GOM_NL__2PRFIN20041211_122329_000000362032_00467_14549_7745.N1	11-DEC-2004 12:23:29	Bright	36.000	119	14Eta Dra	2.7270	4700.0	72	14549	No
262	GOM_NL__2PRFIN20041211_122511_000000462032_00467_14549_7746.N1	11-DEC-2004 12:25:11	Bright	46.000	32	77Eps UMa	1.7630	11000.	92	14549	No
263	GOM_NL__2PRFIN20041211_122736_000000442032_00467_14549_7747.N1	11-DEC-2004 12:27:36	Bright	43.500	39	85Eta UMa	1.8540	24000.	87	14549	No
264	GOM_NL__2PRFIN20041211_123051_000000382032_00467_14549_7748.N1	11-DEC-2004 12:30:51	Bright	38.000	180	27Gam Boo	3.0400	8000.0	76	14549	No
265	GOM_NL__2PRFIN20041211_123358_000000392032_00467_14549_7749.N1	11-DEC-2004 12:33:58	Bright	38.500	83		2.3780	11000.	77	14549	No
266	GOM_NL__2PRFIN20041211_123709_000000432032_00467_14549_7750.N1	11-DEC-2004 12:37:09	Bright	42.500	111	8Eta Boo	2.6800	6000.0	85	14549	No
267	GOM_NL__2PRFIN20041211_124051_000000482032_00467_14549_7751.N1	11-DEC-2004 12:40:51	Bright	48.000	138	47Eps Vir	2.8280	4700.0	96	14549	No
268	GOM_NL__2PRFIN20041211_124310_000000902032_00467_14549_7752.N1	11-DEC-2004 12:43:10	Twi_and_stray	90.000	62	94Bet Leo	2.1360	9700.0	180	14549	No
269	GOM_NL__2PRFIN20041211_124644_000000522032_00467_14549_7753.N1	11-DEC-2004 12:46:44	Twi_and_stray	52.000	15	67Alp Vir	0.97600	28000.	104	14549	No
270	GOM_NL__2PRFIN20041211_125014_000000452032_00467_14549_7754.N1	11-DEC-2004 12:50:14	Twilight	45.000	169	46Gam Hya	2.9910	4700.0	90	14549	No
271	GOM_NL__2PRFIN20041211_125211_000000502032_00467_14549_7755.N1	11-DEC-2004 12:52:11	Twilight	50.000	54	5The Cen	2.0550	4500.0	100	14549	No
272	GOM_NL__2PRFIN20041211_125333_000000412032_00467_14549_7756.N1	11-DEC-2004 12:53:33	Dark	41.000	123	1ot Cen	2.7500	10200.	82	14549	No
273	GOM_NL__2PRFIN20041211_125513_000000392032_00467_14549_7757.N1	11-DEC-2004 12:55:13	Dark	39.000	95	Zet Cen	2.5450	26000.	78	14549	No
274	GOM_NL__2PRFIN20041211_125811_000000522032_00467_14549_7758.N1	11-DEC-2004 12:58:11	Dark	52.000	4	Alp1Cen	-0.010000	5800.0	104	14549	No
275	GOM_NL__2PRFIN20041211_125941_000000402032_00468_14550_7561.N1	11-DEC-2004 12:59:41	Dark	40.000	20	Bet Cru	1.2530	30000.	80	14550	No
276	GOM_NL__2PRFIN20041211_130251_000000482032_00468_14550_7562.N1	11-DEC-2004 13:02:51	Dark	47.500	113	Mu Vel	2.6920	5000.0	95	14550	No
277	GOM_NL__2PRFIN20041211_130630_000000422032_00468_14550_7563.N1	11-DEC-2004 13:06:30	Dark	42.000	29	Bet Car	1.6720	10200.	84	14550	No
278	GOM_NL__2PRFIN20041211_130853_000000462032_00468_14550_7564.N1	11-DEC-2004 13:08:53	Dark	45.500	41	Eps Car	1.8600	4100.0	91	14550	No

279	GOM_NL__2PRFIN20041211_131127_000000512032_00468_14550_7565.N1	11-DEC-2004 13:11:27	Dark	50.500	34	Gam2Vel	1.7930	23000.	101	14550	No
280	GOM_NL__2PRFIN20041211_131355_000000562032_00468_14550_7566.N1	11-DEC-2004 13:13:55	Dark	56.000	2	Alp Car	-0.73600	7000.0	112	14550	No
281	GOM_NL__2PRFIN20041211_131627_000000612032_00468_14550_7567.N1	11-DEC-2004 13:16:27	Dark	61.000	117	Pi Pup	2.7060	3800.0	122	14550	No
282	GOM_NL__2PRFIN20041211_131949_000000622032_00468_14550_7568.N1	11-DEC-2004 13:19:49	Straylight	61.500	23	21Eps CMa	1.5020	26000.	123	14550	No
283	GOM_NL__2PRFIN20041211_132145_000000632032_00468_14550_7569.N1	11-DEC-2004 13:21:45	Straylight	62.500	179	24Omi2CMa	3.0320	24000.	125	14550	No
284	GOM_NL__2PRFIN20041211_132503_000000712032_00468_14550_7570.N1	11-DEC-2004 13:25:03	Straylight	71.000	1	9Alp CMa	-1.4400	11000.	142	14550	No
285	GOM_NL__2PRFIN20041211_132823_000000542032_00468_14550_7571.N1	11-DEC-2004 13:28:23	Straylight	53.500	7	19Bet Ori	0.10000	14000.	107	14550	No
286	GOM_NL__2PRFIN20041211_133047_000000572032_00468_14550_7572.N1	11-DEC-2004 13:30:47	Straylight	56.500	30	46Eps Ori	1.6940	30000.	113	14550	No
287	GOM_NL__2PRFIN20041211_133314_000000562032_00468_14550_7573.N1	11-DEC-2004 13:33:14	Twilight	55.500	27	24Gam Ori	1.6360	26000.	111	14550	No
288	GOM_NL__2PRFIN20041211_133551_000000512032_00468_14550_7574.N1	11-DEC-2004 13:35:51	Twilight	50.500	13	87Alp Tau	0.86700	3800.0	101	14550	No
289	GOM_NL__2PRFIN20041211_133828_000000482032_00468_14550_7575.N1	11-DEC-2004 13:38:28	Bright	48.000	176	23Zet Tau	3.0200	22000.	96	14550	No
290	GOM_NL__2PRFIN20041211_134006_000000372032_00468_14550_7576.N1	11-DEC-2004 13:40:06	Bright	36.500	150	44Zet Per	2.8900	28000.	73	14550	No
291	GOM_NL__2PRFIN20041211_134226_000000382032_00468_14550_7577.N1	11-DEC-2004 13:42:26	Bright	38.000	149	45Eps Per	2.8880	30000.	76	14550	No
292	GOM_NL__2PRFIN20041211_134359_000000392032_00468_14550_7578.N1	11-DEC-2004 13:43:59	Bright	38.500	73	57Gam1And	2.2600	13100.	77	14550	No
293	GOM_NL__2PRFIN20041211_134615_000000372032_00468_14550_7579.N1	11-DEC-2004 13:46:15	Bright	37.000	160	23Gam Per	2.9300	4700.0	74	14550	No
294	GOM_NL__2PRFIN20041211_134913_000000392032_00468_14550_7580.N1	11-DEC-2004 13:49:13	Bright	38.500	110	37Del Cas	2.6780	8900.0	77	14550	No
295	GOM_NL__2PRFIN20041211_135616_000000392032_00468_14550_7581.N1	11-DEC-2004 13:56:16	Bright	38.500	49	1Alp UMi	1.9900	6300.0	77	14550	No
296	GOM_NL__2PRFIN20041211_140100_000000402032_00468_14550_7582.N1	11-DEC-2004 14:01:00	Bright	39.500	60	7Bet UMi	2.0810	3950.0	79	14550	No
297	GOM_NL__2PRFIN20041211_140406_000000522032_00468_14550_7583.N1	11-DEC-2004 14:04:06	Bright	52.000	119	14Eta Dra	2.7270	4700.0	104	14550	No
298	GOM_NL__2PRFIN20041211_140549_000000452032_00468_14550_7584.N1	11-DEC-2004 14:05:49	Bright	45.000	32	77Eps UMa	1.7630	11000.	90	14550	No
299	GOM_NL__2PRFIN20041211_140815_000000412032_00468_14550_7585.N1	11-DEC-2004 14:08:15	Bright	40.500	39	85Eta UMa	1.8540	24000.	81	14550	No
300	GOM_NL__2PRFIN20041211_141127_000000382032_00468_14550_7586.N1	11-DEC-2004 14:11:27	Bright	38.000	180	27Gam Boo	3.0400	8000.0	76	14550	No
301	GOM_NL__2PRFIN20041211_141435_000000442032_00468_14550_7587.N1	11-DEC-2004 14:14:35	Bright	44.000	83		2.3780	11000.	88	14550	No
302	GOM_NL__2PRFIN20041211_141747_000000412032_00468_14550_7588.N1	11-DEC-2004 14:17:47	Bright	40.500	111	8Eta Boo	2.6800	6000.0	81	14550	No
303	GOM_NL__2PRFIN20041211_142127_000000502032_00468_14550_7589.N1	11-DEC-2004 14:21:27	Bright	49.500	138	47Eps Vir	2.8280	4700.0	99	14550	No
304	GOM_NL__2PRFIN20041211_142347_000000952032_00468_14550_7590.N1	11-DEC-2004 14:23:47	Twilight	94.500	62	94Bet Leo	2.1360	9700.0	189	14550	No
305	GOM_NL__2PRFIN20041211_142721_000000522032_00468_14550_7591.N1	11-DEC-2004 14:27:21	Twilight	52.000	15	67Alp Vir	0.97600	28000.	104	14550	No
306	GOM_NL__2PRFIN20041211_143050_000000482032_00468_14550_7592.N1	11-DEC-2004 14:30:50	Twilight	47.500	169	46Gam Hya	2.9910	4700.0	95	14550	No
307	GOM_NL__2PRFIN20041211_143247_000000452032_00468_14550_7593.N1	11-DEC-2004 14:32:47	Twilight	45.000	54	5The Cen	2.0550	4500.0	90	14550	No
308	GOM_NL__2PRFIN20041211_143410_000000422032_00468_14550_7594.N1	11-DEC-2004 14:34:10	Dark	42.000	123	1ot Cen	2.7500	10200.	84	14550	No
309	GOM_NL__2PRFIN20041211_143550_000000422032_00468_14550_7595.N1	11-DEC-2004 14:35:50	Dark	42.000	95	Zet Cen	2.5450	26000.	84	14550	No
310	GOM_NL__2PRFIN20041211_143847_000000522032_00468_14550_7596.N1	11-DEC-2004 14:38:47	Dark	52.000	4	Alp1Cen	-0.010000	5800.0	104	14550	No
311	GOM_NL__2PRFIN20041211_144327_000000482032_00469_14551_7561.N1	11-DEC-2004 14:43:27	Dark	48.000	113	Mu Vel	2.6920	5000.0	96	14551	No
312	GOM_NL__2PRFIN20041211_144706_000000422032_00469_14551_7562.N1	11-DEC-2004 14:47:06	Dark	41.500	29	Bet Car	1.6720	10200.	83	14551	No
313	GOM_NL__2PRFIN20041211_144929_000000472032_00469_14551_7563.N1	11-DEC-2004 14:49:29	Dark	47.000	41	Eps Car	1.8600	4100.0	94	14551	No
314	GOM_NL__2PRFIN20041211_145204_000000492032_00469_14551_7564.N1	11-DEC-2004 14:52:04	Dark	48.500	34	Gam2Vel	1.7930	23000.	97	14551	No
315	GOM_NL__2PRFIN20041211_145431_000000502032_00469_14551_7565.N1	11-DEC-2004 14:54:31	Dark	49.500	2	Alp Car	-0.73600	7000.0	99	14551	No
316	GOM_NL__2PRFIN20041211_145704_000000602032_00469_14551_7566.N1	11-DEC-2004 14:57:04	Dark	60.000	117	Pi Pup	2.7060	3800.0	120	14551	No
317	GOM_NL__2PRFIN20041211_150026_000000672032_00469_14551_7567.N1	11-DEC-2004 15:00:26	Straylight	66.500	23	21Eps CMa	1.5020	26000.	133	14551	No
318	GOM_NL__2PRFIN20041211_150221_000000632032_00469_14551_7568.N1	11-DEC-2004 15:02:21	Straylight	63.000	179	24Omi2CMa	3.0320	24000.	126	14551	No
319	GOM_NL__2PRFIN20041211_150540_000000802032_00469_14551_7569.N1	11-DEC-2004 15:05:40	Straylight	80.000	1	9Alp CMa	-1.4400	11000.	160	14551	No
320	GOM_NL__2PRFIN20041211_150859_000000522032_00469_14551_7570.N1	11-DEC-2004 15:08:59	Straylight	52.000	7	19Bet Ori	0.10000	14000.	104	14551	No
321	GOM_NL__2PRFIN20041211_151124_000000572032_00469_14551_7571.N1	11-DEC-2004 15:11:24	Straylight	57.000	30	46Eps Ori	1.6940	30000.	114	14551	No
322	GOM_NL__2PRFIN20041211_151350_000000532032_00469_14551_7572.N1	11-DEC-2004 15:13:50	Twilight	53.000	27	24Gam Ori	1.6360	26000.	106	14551	No
323	GOM_NL__2PRFIN20041211_151627_000000562032_00469_14551_7573.N1	11-DEC-2004 15:16:27	Twilight	56.000	13	87Alp Tau	0.86700	3800.0	112	14551	No
324	GOM_NL__2PRFIN20041211_151903_000000472032_00469_14551_7574.N1	11-DEC-2004 15:19:03	Bright	46.500	176	23Zet Tau	3.0200	22000.	93	14551	No
325	GOM_NL__2PRFIN20041211_152042_000000382032_00469_14551_7575.N1	11-DEC-2004 15:20:42	Bright	38.000	150	44Zet Per	2.8900	28000.	76	14551	No
326	GOM_NL__2PRFIN20041211_152302_000000372032_00469_14551_7576.N1	11-DEC-2004 15:23:02	Bright	36.500	149	45Eps Per	2.8880	30000.	73	14551	No
327	GOM_NL__2PRFIN20041211_152436_000000382032_00469_14551_7577.N1	11-DEC-2004 15:24:36	Bright	37.500	73	57Gam1And	2.2600	13100.	75	14551	No
328	GOM_NL__2PRFIN20041211_152651_000000362032_00469_14551_7578.N1	11-DEC-2004 15:26:51	Bright	36.000	160	23Gam Per	2.9300	4700.0	72	14551	No
329	GOM_NL__2PRFIN20041211_152950_000000382032_00469_14551_7579.N1	11-DEC-2004 15:29:50	Bright	37.500	110	37Del Cas	2.6780	8900.0	75	14551	No
330	GOM_NL__2PRFIN20041211_153652_000000392032_00469_14551_7580.N1	11-DEC-2004 15:36:52	Bright	39.000	49	1Alp UMi	1.9900	6300.0	78	14551	No
331	GOM_NL__2PRFIN20041211_154135_000000392032_00469_14551_7581.N1	11-DEC-2004 15:41:35	Bright	39.000	60	7Bet UMi	2.0810	3950.0	78	14551	No
332	GOM_NL__2PRFIN20041211_154442_000000382032_00469_14551_7582.N1	11-DEC-2004 15:44:42	Bright	37.500	119	14Eta Dra	2.7270	4700.0	75	14551	No
333	GOM_NL__2PRFIN20041211_154625_000000432032_00469_14551_7583.N1	11-DEC-2004 15:46:25	Bright	42.500	32	77Eps UMa	1.7630	11000.	85	14551	No
334	GOM_NL__2PRFIN20041211_154851_000000392032_00469_14551_7584.N1	11-DEC-2004 15:48:51	Bright	39.000	39	85Eta UMa	1.8540	24000.	78	14551	No
335	GOM_NL__2PRFIN20041211_155203_000000382032_00469_14551_7585.N1	11-DEC-2004 15:52:03	Bright	37.500	180	27Gam Boo	3.0400	8000.0	75	14551	No
336	GOM_NL__2PRFIN20041211_155511_000000382032_00469_14551_7586.N1	11-DEC-2004 15:55:11	Bright	37.500	83		2.3780	11000.	75	14551	No
337	GOM_NL__2PRFIN20041211_155824_000000412032_00469_14551_7587.N1	11-DEC-2004 15:58:24	Bright	41.000	111	8Eta Boo	2.6800	6000.0	82	14551	No

338	GOM_NL__2PRFIN20041211_160204_000000502032_00469_14551_7588.N1	11-DEC-2004 16:02:04	Bright	50.000	138	47Eps Vir	2.8280	4700.0	100	14551	No
339	GOM_NL__2PRFIN20041211_160424_000000862032_00469_14551_7589.N1	11-DEC-2004 16:04:24	Twilight	86.000	62	94Bet Leo	2.1360	9700.0	172	14551	No
340	GOM_NL__2PRFIN20041211_160758_000000532032_00469_14551_7590.N1	11-DEC-2004 16:07:58	Twilight	53.000	15	67Alp Vir	0.97600	28000.	106	14551	No
341	GOM_NL__2PRFIN20041211_161127_000000452032_00469_14551_7591.N1	11-DEC-2004 16:11:27	Twilight	44.500	169	46Gam Hya	2.9910	4700.0	89	14551	No
342	GOM_NL__2PRFIN20041211_161324_000000452032_00469_14551_7592.N1	11-DEC-2004 16:13:24	Twilight	44.500	54	5The Cen	2.0550	4500.0	89	14551	No
343	GOM_NL__2PRFIN20041211_161446_000000432032_00469_14551_7593.N1	11-DEC-2004 16:14:46	Dark	42.500	123	1ot Cen	2.7500	10200.	85	14551	No
344	GOM_NL__2PRFIN20041211_161626_000000392032_00469_14551_7594.N1	11-DEC-2004 16:16:26	Dark	38.500	95	Zet Cen	2.5450	26000.	77	14551	No
345	GOM_NL__2PRFIN20041211_161923_000000492032_00469_14551_7595.N1	11-DEC-2004 16:19:23	Dark	48.500	4	Alp1Cen	-0.010000	5800.0	97	14551	No
346	GOM_NL__2PRFIN20041211_162405_000000472032_00470_14552_7725.N1	11-DEC-2004 16:24:05	Dark	47.000	113	Mu Vel	2.6920	5000.0	94	14552	No
347	GOM_NL__2PRFIN20041211_162743_000000412032_00470_14552_7726.N1	11-DEC-2004 16:27:43	Dark	41.000	29	Bet Car	1.6720	10200.	82	14552	No
348	GOM_NL__2PRFIN20041211_163006_000000442032_00470_14552_7727.N1	11-DEC-2004 16:30:06	Dark	44.000	41	Eps Car	1.8600	4100.0	88	14552	No
349	GOM_NL__2PRFIN20041211_163240_000000512032_00470_14552_7728.N1	11-DEC-2004 16:32:40	Dark	50.500	34	Gam2Vel	1.7930	23000.	101	14552	No
350	GOM_NL__2PRFIN20041211_163508_000000492032_00470_14552_7729.N1	11-DEC-2004 16:35:08	Dark	49.000	2	Alp Car	-0.73600	7000.0	98	14552	No
351	GOM_NL__2PRFIN20041211_163741_000000612032_00470_14552_7730.N1	11-DEC-2004 16:37:41	Dark	60.500	117	Pi Pup	2.7060	3800.0	121	14552	No
352	GOM_NL__2PRFIN20041211_164104_000000652032_00470_14552_7731.N1	11-DEC-2004 16:41:04	Straylight	65.000	23	21Eps CMa	1.5020	26000.	130	14552	No
353	GOM_NL__2PRFIN20041211_164258_000000612032_00470_14552_7732.N1	11-DEC-2004 16:42:58	Straylight	61.000	179	24Omi2CMa	3.0320	24000.	122	14552	No
354	GOM_NL__2PRFIN20041211_164615_000000722032_00470_14552_7733.N1	11-DEC-2004 16:46:15	Straylight	71.500	1	9Alp CMa	-1.4400	11000.	143	14552	No
355	GOM_NL__2PRFIN20041211_164935_000000542032_00470_14552_7734.N1	11-DEC-2004 16:49:35	Straylight	53.500	7	19Bet Ori	0.10000	14000.	107	14552	No
356	GOM_NL__2PRFIN20041211_165159_000000552032_00470_14552_7735.N1	11-DEC-2004 16:51:59	Straylight	55.000	30	46Eps Ori	1.6940	30000.	110	14552	No
357	GOM_NL__2PRFIN20041211_165425_000000562032_00470_14552_7736.N1	11-DEC-2004 16:54:25	Twilight	56.000	27	24Gam Ori	1.6360	26000.	112	14552	No
358	GOM_NL__2PRFIN20041211_165703_000000562032_00470_14552_7737.N1	11-DEC-2004 16:57:03	Twilight	56.000	13	87Alp Tau	0.86700	3800.0	112	14552	No
359	GOM_NL__2PRFIN20041211_165938_000000482032_00470_14552_7738.N1	11-DEC-2004 16:59:38	Bright	48.000	176	23Zet Tau	3.0200	22000.	96	14552	No
360	GOM_NL__2PRFIN20041211_170118_000000382032_00470_14552_7739.N1	11-DEC-2004 17:01:18	Bright	38.000	150	44Zet Per	2.8900	28000.	76	14552	No
361	GOM_NL__2PRFIN20041211_170337_000000372032_00470_14552_7740.N1	11-DEC-2004 17:03:37	Bright	36.500	149	45Eps Per	2.8880	30000.	73	14552	No
362	GOM_NL__2PRFIN20041211_170512_000000392032_00470_14552_7741.N1	11-DEC-2004 17:05:12	Bright	38.500	73	57Gam1And	2.2600	13100.	77	14552	No
363	GOM_NL__2PRFIN20041211_170726_000000392032_00470_14552_7742.N1	11-DEC-2004 17:07:26	Bright	39.000	160	23Gam Per	2.9300	4700.0	78	14552	No
364	GOM_NL__2PRFIN20041211_171026_000000382032_00470_14552_7743.N1	11-DEC-2004 17:10:26	Bright	38.000	110	37Del Cas	2.6780	8900.0	76	14552	No
365	GOM_NL__2PRFIN20041211_171728_000000382032_00470_14552_7744.N1	11-DEC-2004 17:17:28	Bright	37.500	49	1Alp UMi	1.9900	6300.0	75	14552	No
366	GOM_NL__2PRFIN20041211_172211_000000372032_00470_14552_7745.N1	11-DEC-2004 17:22:11	Bright	36.500	60	7Bet UMi	2.0810	3950.0	73	14552	No
367	GOM_NL__2PRFIN20041211_172518_000000382032_00470_14552_7746.N1	11-DEC-2004 17:25:18	Bright	38.000	119	14Eta Dra	2.7270	4700.0	76	14552	No
368	GOM_NL__2PRFIN20041211_172701_000000402032_00470_14552_7747.N1	11-DEC-2004 17:27:01	Bright	40.000	32	77Eps UMa	1.7630	11000.	80	14552	No
369	GOM_NL__2PRFIN20041211_172926_000000402032_00470_14552_7748.N1	11-DEC-2004 17:29:26	Bright	39.500	39	85Eta UMa	1.8540	24000.	79	14552	No
370	GOM_NL__2PRFIN20041211_173239_000000382032_00470_14552_7749.N1	11-DEC-2004 17:32:39	Bright	38.000	180	27Gam Boo	3.0400	8000.0	76	14552	No
371	GOM_NL__2PRFIN20041211_173547_000000372032_00470_14552_7750.N1	11-DEC-2004 17:35:47	Bright	37.000	83		2.3780	11000.	74	14552	No
372	GOM_NL__2PRFIN20041211_173900_000000402032_00470_14552_7751.N1	11-DEC-2004 17:39:00	Bright	40.000	111	8Eta Boo	2.6800	6000.0	80	14552	No
373	GOM_NL__2PRFIN20041211_174240_000000512032_00470_14552_7752.N1	11-DEC-2004 17:42:40	Bright	50.500	138	47Eps Vir	2.8280	4700.0	101	14552	No
374	GOM_NL__2PRFIN20041211_174501_000000912032_00470_14552_7753.N1	11-DEC-2004 17:45:01	Twilight	90.500	62	94Bet Leo	2.1360	9700.0	181	14552	No
375	GOM_NL__2PRFIN20041211_174834_000000552032_00470_14552_7754.N1	11-DEC-2004 17:48:34	Twilight	54.500	15	67Alp Vir	0.97600	28000.	109	14552	No
376	GOM_NL__2PRFIN20041211_175204_000000472032_00470_14552_7755.N1	11-DEC-2004 17:52:04	Twilight	47.000	169	46Gam Hya	2.9910	4700.0	94	14552	No
377	GOM_NL__2PRFIN20041211_175400_000000482032_00470_14552_7756.N1	11-DEC-2004 17:54:00	Twilight	47.500	54	5The Cen	2.0550	4500.0	95	14552	No
378	GOM_NL__2PRFIN20041211_175523_000000432032_00470_14552_7757.N1	11-DEC-2004 17:55:23	Dark	43.000	123	1ot Cen	2.7500	10200.	86	14552	No
379	GOM_NL__2PRFIN20041211_175702_000000412032_00470_14552_7758.N1	11-DEC-2004 17:57:02	Dark	41.000	95	Zet Cen	2.5450	26000.	82	14552	No
380	GOM_NL__2PRFIN20041211_175959_000000422032_00470_14552_7759.N1	11-DEC-2004 17:59:59	Dark	42.000	4	Alp1Cen	-0.010000	5800.0	84	14552	No
381	GOM_NL__2PRFIN20041211_180441_000000482032_00471_14553_7725.N1	11-DEC-2004 18:04:41	Dark	48.000	113	Mu Vel	2.6920	5000.0	96	14553	No
382	GOM_NL__2PRFIN20041211_180818_000000422032_00471_14553_7726.N1	11-DEC-2004 18:08:18	Dark	41.500	29	Bet Car	1.6720	10200.	83	14553	No
383	GOM_NL__2PRFIN20041211_181042_000000492032_00471_14553_7727.N1	11-DEC-2004 18:10:42	Dark	49.000	41	Eps Car	1.8600	4100.0	98	14553	No
384	GOM_NL__2PRFIN20041211_181317_000000482032_00471_14553_7728.N1	11-DEC-2004 18:13:17	Dark	48.000	34	Gam2Vel	1.7930	23000.	96	14553	No
385	GOM_NL__2PRFIN20041211_181543_000000532032_00471_14553_7729.N1	11-DEC-2004 18:15:43	Dark	52.500	2	Alp Car	-0.73600	7000.0	105	14553	No
386	GOM_NL__2PRFIN20041211_181817_000000612032_00471_14553_7730.N1	11-DEC-2004 18:18:17	Dark	61.000	117	Pi Pup	2.7060	3800.0	122	14553	No
387	GOM_NL__2PRFIN20041211_182139_000000632032_00471_14553_7731.N1	11-DEC-2004 18:21:39	Straylight	63.000	23	21Eps CMa	1.5020	26000.	126	14553	No
388	GOM_NL__2PRFIN20041211_182334_000000632032_00471_14553_7732.N1	11-DEC-2004 18:23:34	Straylight	62.500	179	24Omi2CMa	3.0320	24000.	125	14553	No
389	GOM_NL__2PRFIN20041211_182651_000000802032_00471_14553_7733.N1	11-DEC-2004 18:26:51	Straylight	80.000	1	9Alp CMa	-1.4400	11000.	160	14553	No
390	GOM_NL__2PRFIN20041211_183009_000000552032_00471_14553_7734.N1	11-DEC-2004 18:30:09	Straylight	54.500	7	19Bet Ori	0.10000	14000.	109	14553	No
391	GOM_NL__2PRFIN20041211_183235_000000572032_00471_14553_7735.N1	11-DEC-2004 18:32:35	Straylight	56.500	30	46Eps Ori	1.6940	30000.	113	14553	No
392	GOM_NL__2PRFIN20041211_183500_000000542032_00471_14553_7736.N1	11-DEC-2004 18:35:00	Twilight	54.000	27	24Gam Ori	1.6360	26000.	108	14553	No
393	GOM_NL__2PRFIN20041211_183738_000000562032_00471_14553_7737.N1	11-DEC-2004 18:37:38	Twilight	55.500	13	87Alp Tau	0.86700	3800.0	111	14553	No
394	GOM_NL__2PRFIN20041211_184014_000000482032_00471_14553_7738.N1	11-DEC-2004 18:40:14	Bright	47.500	176	23Zet Tau	3.0200	22000.	95	14553	No
395	GOM_NL__2PRFIN20041211_184154_000000382032_00471_14553_7739.N1	11-DEC-2004 18:41:54	Bright	38.000	150	44Zet Per	2.8900	28000.	76	14553	No
396	GOM_NL__2PRFIN20041211_184413_000000382032_00471_14553_7740.N1	11-DEC-2004 18:44:13	Bright	38.000	149	45Eps Per	2.8880	30000.	76	14553	No

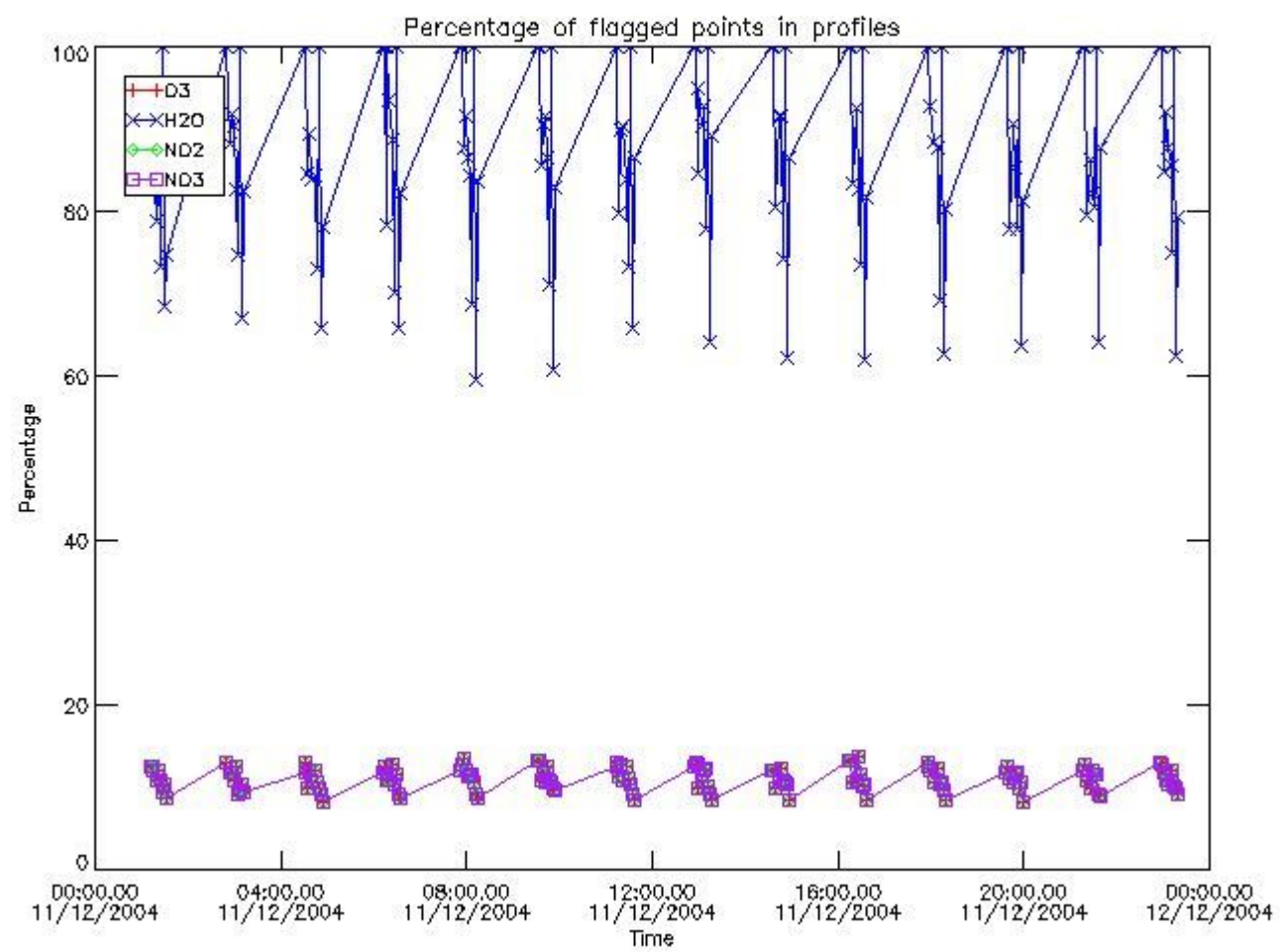
397	GOM_NL__2PRFIN20041211_184548_000000392032_00471_14553_7741.N1	11-DEC-2004 18:45:48	Bright	39.000	73	57Gam1And	2.2600	13100.	78	14553	No
398	GOM_NL__2PRFIN20041211_184802_000000372032_00471_14553_7742.N1	11-DEC-2004 18:48:02	Bright	37.000	160	23Gam Per	2.9300	4700.0	74	14553	No
399	GOM_NL__2PRFIN20041211_185102_000000372032_00471_14553_7743.N1	11-DEC-2004 18:51:02	Bright	36.500	110	37Del Cas	2.6780	8900.0	73	14553	No
400	GOM_NL__2PRFIN20041211_185804_000000392032_00471_14553_7744.N1	11-DEC-2004 18:58:04	Bright	38.500	49	1Alp UMi	1.9900	6300.0	77	14553	No
401	GOM_NL__2PRFIN20041211_190246_000000412032_00471_14553_7745.N1	11-DEC-2004 19:02:46	Bright	40.500	60	7Bet UMi	2.0810	3950.0	81	14553	No
402	GOM_NL__2PRFIN20041211_190554_000000372032_00471_14553_7746.N1	11-DEC-2004 19:05:54	Bright	36.500	119	14Eta Dra	2.7270	4700.0	73	14553	No
403	GOM_NL__2PRFIN20041211_190736_000000442032_00471_14553_7747.N1	11-DEC-2004 19:07:36	Bright	43.500	32	77Eps UMa	1.7630	11000.	87	14553	No
404	GOM_NL__2PRFIN20041211_191002_000000422032_00471_14553_7748.N1	11-DEC-2004 19:10:02	Bright	41.500	39	85Eta UMa	1.8540	24000.	83	14553	No
405	GOM_NL__2PRFIN20041211_191315_000000392032_00471_14553_7749.N1	11-DEC-2004 19:13:15	Bright	38.500	180	27Gam Boo	3.0400	8000.0	77	14553	No
406	GOM_NL__2PRFIN20041211_191623_000000382032_00471_14553_7750.N1	11-DEC-2004 19:16:23	Bright	37.500	83		2.3780	11000.	75	14553	No
407	GOM_NL__2PRFIN20041211_191935_000000572032_00471_14553_7751.N1	11-DEC-2004 19:19:35	Bright	57.000	111	8Eta Boo	2.6800	6000.0	114	14553	No
408	GOM_NL__2PRFIN20041211_192317_000000492032_00471_14553_7752.N1	11-DEC-2004 19:23:17	Bright	48.500	138	47Eps Vir	2.8280	4700.0	97	14553	No
409	GOM_NL__2PRFIN20041211_192539_000000862032_00471_14553_7753.N1	11-DEC-2004 19:25:39	Twilight	85.500	62	94Bet Leo	2.1360	9700.0	171	14553	No
410	GOM_NL__2PRFIN20041211_192911_000000532032_00471_14553_7754.N1	11-DEC-2004 19:29:11	Twilight	53.000	15	67Alp Vir	0.97600	28000.	106	14553	No
411	GOM_NL__2PRFIN20041211_193240_000000502032_00471_14553_7755.N1	11-DEC-2004 19:32:40	Twilight	50.000	169	46Gam Hya	2.9910	4700.0	100	14553	No
412	GOM_NL__2PRFIN20041211_193436_000000452032_00471_14553_7756.N1	11-DEC-2004 19:34:36	Twilight	45.000	54	5The Cen	2.0550	4500.0	90	14553	No
413	GOM_NL__2PRFIN20041211_193559_000000432032_00471_14553_7757.N1	11-DEC-2004 19:35:59	Dark	43.000	123	1ot Cen	2.7500	10200.	86	14553	No
414	GOM_NL__2PRFIN20041211_193739_000000412032_00471_14553_7758.N1	11-DEC-2004 19:37:39	Dark	41.000	95	Zet Cen	2.5450	26000.	82	14553	No
415	GOM_NL__2PRFIN20041211_194035_000000462032_00471_14553_7759.N1	11-DEC-2004 19:40:35	Dark	45.500	4	Alp1Cen	-0.010000	5800.0	91	14553	No
416	GOM_NL__2PRFIN20041211_194518_000000482032_00472_14554_8655.N1	11-DEC-2004 19:45:18	Dark	48.000	113	Mu Vel	2.6920	5000.0	96	14554	No
417	GOM_NL__2PRFIN20041211_194853_000000452032_00472_14554_8656.N1	11-DEC-2004 19:48:53	Dark	44.500	29	Bet Car	1.6720	10200.	89	14554	No
418	GOM_NL__2PRFIN20041211_195118_000000442032_00472_14554_8657.N1	11-DEC-2004 19:51:18	Dark	43.500	41	Eps Car	1.8600	4100.0	87	14554	No
419	GOM_NL__2PRFIN20041211_195352_000000522032_00472_14554_8658.N1	11-DEC-2004 19:53:52	Dark	51.500	34	Gam2Vel	1.7930	23000.	103	14554	No
420	GOM_NL__2PRFIN20041211_195620_000000492032_00472_14554_8659.N1	11-DEC-2004 19:56:20	Dark	48.500	2	Alp Car	-0.73600	7000.0	97	14554	No
421	GOM_NL__2PRFIN20041211_195854_000000622032_00472_14554_8660.N1	11-DEC-2004 19:58:54	Dark	62.000	117	Pi Pup	2.7060	3800.0	124	14554	No
422	GOM_NL__2PRFIN20041211_200218_000000602032_00472_14554_8661.N1	11-DEC-2004 20:02:18	Straylight	60.000	23	21Eps CMa	1.5020	26000.	120	14554	No
423	GOM_NL__2PRFIN20041211_200411_000000612032_00472_14554_8662.N1	11-DEC-2004 20:04:11	Straylight	60.500	179	24Omi2CMa	3.0320	24000.	121	14554	No
424	GOM_NL__2PRFIN20041211_200727_000000682032_00472_14554_8663.N1	11-DEC-2004 20:07:27	Straylight	67.500	1	9Alp CMa	-1.4400	11000.	135	14554	No
425	GOM_NL__2PRFIN20041211_201046_000000542032_00472_14554_8664.N1	11-DEC-2004 20:10:46	Straylight	53.500	7	19Bet Ori	0.10000	14000.	107	14554	No
426	GOM_NL__2PRFIN20041211_201311_000000522032_00472_14554_8665.N1	11-DEC-2004 20:13:11	Straylight	52.000	30	46Eps Ori	1.6940	30000.	104	14554	No
427	GOM_NL__2PRFIN20041211_201537_000000532032_00472_14554_8666.N1	11-DEC-2004 20:15:37	Twilight	53.000	27	24Gam Ori	1.6360	26000.	106	14554	No
428	GOM_NL__2PRFIN20041211_201812_000000562032_00472_14554_8667.N1	11-DEC-2004 20:18:12	Twilight	56.000	13	87Alp Tau	0.86700	3800.0	112	14554	No
429	GOM_NL__2PRFIN20041211_202049_000000472032_00472_14554_8668.N1	11-DEC-2004 20:20:49	Bright	46.500	176	23Zet Tau	3.0200	22000.	93	14554	No
430	GOM_NL__2PRFIN20041211_202227_000000402032_00472_14554_8669.N1	11-DEC-2004 20:22:27	Bright	39.500	150	44Zet Per	2.8900	28000.	79	14554	No
431	GOM_NL__2PRFIN20041211_202449_000000372032_00472_14554_8670.N1	11-DEC-2004 20:24:49	Bright	36.500	149	45Eps Per	2.8880	30000.	73	14554	No
432	GOM_NL__2PRFIN20041211_202625_000000402032_00472_14554_8671.N1	11-DEC-2004 20:26:25	Bright	39.500	73	57Gam1And	2.2600	13100.	79	14554	No
433	GOM_NL__2PRFIN20041211_202836_000000392032_00472_14554_8672.N1	11-DEC-2004 20:28:36	Bright	39.000	160	23Gam Per	2.9300	4700.0	78	14554	No
434	GOM_NL__2PRFIN20041211_203138_000000372032_00472_14554_8673.N1	11-DEC-2004 20:31:38	Bright	37.000	110	37Del Cas	2.6780	8900.0	74	14554	No
435	GOM_NL__2PRFIN20041211_203840_000000392032_00472_14554_8674.N1	11-DEC-2004 20:38:40	Bright	39.000	49	1Alp UMi	1.9900	6300.0	78	14554	No
436	GOM_NL__2PRFIN20041211_204322_000000382032_00472_14554_8675.N1	11-DEC-2004 20:43:22	Bright	37.500	60	7Bet UMi	2.0810	3950.0	75	14554	No
437	GOM_NL__2PRFIN20041211_204630_000000382032_00472_14554_8676.N1	11-DEC-2004 20:46:30	Bright	38.000	119	14Eta Dra	2.7270	4700.0	76	14554	No
438	GOM_NL__2PRFIN20041211_204812_000000452032_00472_14554_8677.N1	11-DEC-2004 20:48:12	Bright	44.500	32	77Eps UMa	1.7630	11000.	89	14554	No
439	GOM_NL__2PRFIN20041211_205039_000000412032_00472_14554_8678.N1	11-DEC-2004 20:50:39	Bright	41.000	39	85Eta UMa	1.8540	24000.	82	14554	No
440	GOM_NL__2PRFIN20041211_205351_000000392032_00472_14554_8679.N1	11-DEC-2004 20:53:51	Bright	38.500	180	27Gam Boo	3.0400	8000.0	77	14554	No
441	GOM_NL__2PRFIN20041211_205700_000000392032_00472_14554_8680.N1	11-DEC-2004 20:57:00	Bright	39.000	83		2.3780	11000.	78	14554	No
442	GOM_NL__2PRFIN20041211_210011_000000412032_00472_14554_8681.N1	11-DEC-2004 21:00:11	Bright	40.500	111	8Eta Boo	2.6800	6000.0	81	14554	No
443	GOM_NL__2PRFIN20041211_210353_000000482032_00472_14554_8682.N1	11-DEC-2004 21:03:53	Bright	48.000	138	47Eps Vir	2.8280	4700.0	96	14554	No
444	GOM_NL__2PRFIN20041211_210617_000000892032_00472_14554_8683.N1	11-DEC-2004 21:06:17	Twilight	88.500	62	94Bet Leo	2.1360	9700.0	177	14554	No
445	GOM_NL__2PRFIN20041211_210948_000000572032_00472_14554_8684.N1	11-DEC-2004 21:09:48	Twilight	57.000	15	67Alp Vir	0.97600	28000.	114	14554	No
446	GOM_NL__2PRFIN20041211_211316_000000462032_00472_14554_8685.N1	11-DEC-2004 21:13:16	Twilight	45.500	169	46Gam Hya	2.9910	4700.0	91	14554	No
447	GOM_NL__2PRFIN20041211_211512_000000462032_00472_14554_8686.N1	11-DEC-2004 21:15:12	Twilight	46.000	54	5The Cen	2.0550	4500.0	92	14554	No
448	GOM_NL__2PRFIN20041211_211635_000000432032_00472_14554_8687.N1	11-DEC-2004 21:16:35	Dark	42.500	123	1ot Cen	2.7500	10200.	85	14554	No
449	GOM_NL__2PRFIN20041211_211814_000000402032_00472_14554_8688.N1	11-DEC-2004 21:18:14	Dark	40.000	95	Zet Cen	2.5450	26000.	80	14554	No
450	GOM_NL__2PRFIN20041211_212111_000000522032_00472_14554_8689.N1	11-DEC-2004 21:21:11	Dark	52.000	4	Alp1Cen	-0.010000	5800.0	104	14554	No
451	GOM_NL__2PRFIN20041211_212553_000000512032_00473_14555_8655.N1	11-DEC-2004 21:25:53	Dark	51.000	113	Mu Vel	2.6920	5000.0	102	14555	No
452	GOM_NL__2PRFIN20041211_212931_000000432032_00473_14555_8656.N1	11-DEC-2004 21:29:31	Dark	42.500	29	Bet Car	1.6720	10200.	85	14555	No
453	GOM_NL__2PRFIN20041211_213154_000000442032_00473_14555_8657.N1	11-DEC-2004 21:31:54	Dark	44.000	41	Eps Car	1.8600	4100.0	88	14555	No
454	GOM_NL__2PRFIN20041211_213431_000000482032_00473_14555_8658.N1	11-DEC-2004 21:34:31	Dark	48.000	34	Gam2Vel	1.7930	23000.	96	14555	No
455	GOM_NL__2PRFIN20041211_213657_000000562032_00473_14555_8659.N1	11-DEC-2004 21:36:57	Dark	56.000	2	Alp Car	-0.73600	7000.0	112	14555	No

456	GOM_NL__2PRFIN20041211_213931_000000572032_00473_14555_8660.N1	11-DEC-2004 21:39:31	Dark	57.000	117	Pi Pup	2.7060	3800.0	114	14555	No
457	GOM_NL__2PRFIN20041211_214254_000000572032_00473_14555_8661.N1	11-DEC-2004 21:42:54	Straylight	56.500	23	21Eps CMa	1.5020	26000.	113	14555	No
458	GOM_NL__2PRFIN20041211_214446_000000602032_00473_14555_8662.N1	11-DEC-2004 21:44:46	Straylight	59.500	179	24Omi2CMa	3.0320	24000.	119	14555	No
459	GOM_NL__2PRFIN20041211_214803_000000772032_00473_14555_8663.N1	11-DEC-2004 21:48:03	Straylight	76.500	1	9Alp CMa	-1.4400	11000.	153	14555	No
460	GOM_NL__2PRFIN20041211_215121_000000582032_00473_14555_8664.N1	11-DEC-2004 21:51:21	Straylight	58.000	7	19Bet Ori	0.10000	14000.	116	14555	No
461	GOM_NL__2PRFIN20041211_215346_000000562032_00473_14555_8665.N1	11-DEC-2004 21:53:46	Straylight	55.500	30	46Eps Ori	1.6940	30000.	111	14555	No
462	GOM_NL__2PRFIN20041211_215612_000000532032_00473_14555_8666.N1	11-DEC-2004 21:56:12	Twilight	53.000	27	24Gam Ori	1.6360	26000.	106	14555	No
463	GOM_NL__2PRFIN20041211_215848_000000552032_00473_14555_8667.N1	11-DEC-2004 21:58:48	Twilight	55.000	13	87Alp Tau	0.86700	3800.0	110	14555	No
464	GOM_NL__2PRFIN20041211_220524_000000392032_00473_14555_8668.N1	11-DEC-2004 22:05:24	Bright	38.500	149	45Eps Per	2.8880	30000.	77	14555	No
465	GOM_NL__2PRFIN20041211_220701_000000392032_00473_14555_8669.N1	11-DEC-2004 22:07:01	Bright	38.500	73	57Gam1And	2.2600	13100.	77	14555	No
466	GOM_NL__2PRFIN20041211_220912_000000392032_00473_14555_8670.N1	11-DEC-2004 22:09:12	Bright	39.000	160	23Gam Per	2.9300	4700.0	78	14555	No
467	GOM_NL__2PRFIN20041211_221214_000000372032_00473_14555_8671.N1	11-DEC-2004 22:12:14	Bright	37.000	110	37Del Cas	2.6780	8900.0	74	14555	No
468	GOM_NL__2PRFIN20041211_222357_000000422032_00473_14555_8672.N1	11-DEC-2004 22:23:57	Bright	42.000	60	7Bet UMi	2.0810	3950.0	84	14555	No
469	GOM_NL__2PRFIN20041211_222621_000000522032_00473_14555_8673.N1	11-DEC-2004 22:26:21	Bright	51.500	82	48Bet UMa	2.3650	10600.	103	14555	No
470	GOM_NL__2PRFIN20041211_222847_000000452032_00473_14555_8674.N1	11-DEC-2004 22:28:47	Bright	45.000	32	77Eps UMa	1.7630	11000.	90	14555	No
471	GOM_NL__2PRFIN20041211_223113_000000412032_00473_14555_8675.N1	11-DEC-2004 22:31:13	Bright	40.500	39	85Eta UMa	1.8540	24000.	81	14555	No
472	GOM_NL__2PRFIN20041211_223427_000000372032_00473_14555_8676.N1	11-DEC-2004 22:34:27	Bright	36.500	180	27Gam Boo	3.0400	8000.0	73	14555	No
473	GOM_NL__2PRFIN20041211_223733_000000392032_00473_14555_8677.N1	11-DEC-2004 22:37:33	Bright	39.000	83		2.3780	11000.	78	14555	No
474	GOM_NL__2PRFIN20041211_224046_000000422032_00473_14555_8678.N1	11-DEC-2004 22:40:46	Bright	42.000	111	8Eta Boo	2.6800	6000.0	84	14555	No
475	GOM_NL__2PRFIN20041211_224429_000000582032_00473_14555_8679.N1	11-DEC-2004 22:44:29	Bright	58.000	138	47Eps Vir	2.8280	4700.0	116	14555	No
476	GOM_NL__2PRFIN20041211_224654_000000902032_00473_14555_8680.N1	11-DEC-2004 22:46:54	Twilight	90.000	62	94Bet Leo	2.1360	9700.0	180	14555	No
477	GOM_NL__2PRFIN20041211_225024_000000542032_00473_14555_8681.N1	11-DEC-2004 22:50:24	Twilight	54.000	15	67Alp Vir	0.97600	28000.	108	14555	No
478	GOM_NL__2PRFIN20041211_225353_000000442032_00473_14555_8682.N1	11-DEC-2004 22:53:53	Twilight	43.500	169	46Gam Hya	2.9910	4700.0	87	14555	No
479	GOM_NL__2PRFIN20041211_225546_000000502032_00473_14555_8683.N1	11-DEC-2004 22:55:46	Twilight	49.500	54	5The Cen	2.0550	4500.0	99	14555	No
480	GOM_NL__2PRFIN20041211_225711_000000432032_00473_14555_8684.N1	11-DEC-2004 22:57:11	Dark	43.000	123	1ot Cen	2.7500	10200.	86	14555	No
481	GOM_NL__2PRFIN20041211_225850_000000402032_00473_14555_8685.N1	11-DEC-2004 22:58:50	Dark	40.000	95	Zet Cen	2.5450	26000.	80	14555	No
482	GOM_NL__2PRFIN20041211_230147_000000432032_00473_14555_8686.N1	11-DEC-2004 23:01:47	Dark	43.000	4	Alp1Cen	-0.010000	5800.0	86	14555	No
483	GOM_NL__2PRFIN20041211_230318_000000522032_00474_14556_8495.N1	11-DEC-2004 23:03:18	Dark	51.500	20	Bet Cru	1.2530	30000.	103	14556	No
484	GOM_NL__2PRFIN20041211_230629_000000502032_00474_14556_8496.N1	11-DEC-2004 23:06:29	Dark	49.500	113	Mu Vel	2.6920	5000.0	99	14556	No
485	GOM_NL__2PRFIN20041211_231007_000000422032_00474_14556_8497.N1	11-DEC-2004 23:10:07	Dark	42.000	29	Bet Car	1.6720	10200.	84	14556	No
486	GOM_NL__2PRFIN20041211_231231_000000472032_00474_14556_8498.N1	11-DEC-2004 23:12:31	Dark	46.500	41	Eps Car	1.8600	4100.0	93	14556	No
487	GOM_NL__2PRFIN20041211_231507_000000502032_00474_14556_8499.N1	11-DEC-2004 23:15:07	Dark	50.000	34	Gam2Vel	1.7930	23000.	100	14556	No
488	GOM_NL__2PRFIN20041211_231733_000000512032_00474_14556_8500.N1	11-DEC-2004 23:17:33	Dark	51.000	2	Alp Car	-0.73600	7000.0	102	14556	No
489	GOM_NL__2PRFIN20041211_232007_000000612032_00474_14556_8501.N1	11-DEC-2004 23:20:07	Dark	60.500	117	Pi Pup	2.7060	3800.0	121	14556	No
490	GOM_NL__2PRFIN20041211_232331_000000582032_00474_14556_8502.N1	11-DEC-2004 23:23:31	Straylight	58.000	23	21Eps CMa	1.5020	26000.	116	14556	No
491	GOM_NL__2PRFIN20041211_232523_000000592032_00474_14556_8503.N1	11-DEC-2004 23:25:23	Straylight	59.000	179	24Omi2CMa	3.0320	24000.	118	14556	No
492	GOM_NL__2PRFIN20041211_232839_000000752032_00474_14556_8504.N1	11-DEC-2004 23:28:39	Straylight	74.500	1	9Alp CMa	-1.4400	11000.	149	14556	No
493	GOM_NL__2PRFIN20041211_233159_000000542032_00474_14556_8505.N1	11-DEC-2004 23:31:59	Straylight	53.500	7	19Bet Ori	0.10000	14000.	107	14556	No
494	GOM_NL__2PRFIN20041211_233423_000000542032_00474_14556_8506.N1	11-DEC-2004 23:34:23	Straylight	53.500	30	46Eps Ori	1.6940	30000.	107	14556	No
495	GOM_NL__2PRFIN20041211_233648_000000512032_00474_14556_8507.N1	11-DEC-2004 23:36:48	Twilight	51.000	27	24Gam Ori	1.6360	26000.	102	14556	No
496	GOM_NL__2PRFIN20041211_233925_000000552032_00474_14556_8508.N1	11-DEC-2004 23:39:25	Twilight	55.000	13	87Alp Tau	0.86700	3800.0	110	14556	No
497	GOM_NL__2PRFIN20041211_234600_000000372032_00474_14556_8509.N1	11-DEC-2004 23:46:00	Bright	37.000	149	45Eps Per	2.8880	30000.	74	14556	No
498	GOM_NL__2PRFIN20041211_234737_000000392032_00474_14556_8510.N1	11-DEC-2004 23:47:37	Bright	38.500	73	57Gam1And	2.2600	13100.	77	14556	No
499	GOM_NL__2PRFIN20041211_234950_000000382032_00474_14556_8511.N1	11-DEC-2004 23:49:50	Bright	38.000	160	23Gam Per	2.9300	4700.0	76	14556	No
500	GOM_NL__2PRFIN20041211_235250_000000372032_00474_14556_8512.N1	11-DEC-2004 23:52:50	Bright	37.000	110	37Del Cas	2.6780	8900.0	74	14556	No

3. Quality information per product

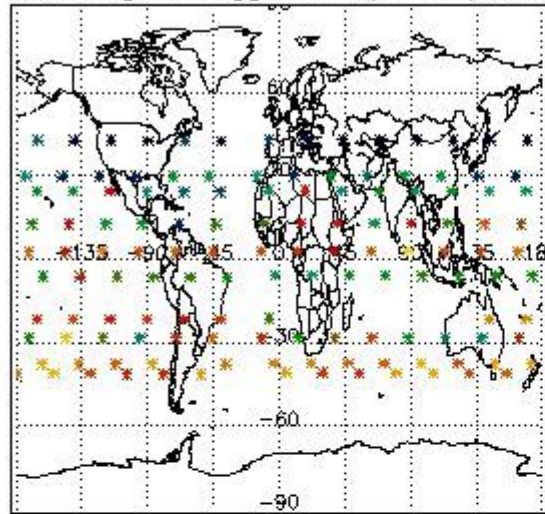
In this section it is plotted some information contained in the Quality Summary data set of the level 2 products. Only products in dark limb conditions and without errors (error flag in the MPH set to "0") are used.

3.1 Plot quality information per product (time dependant)

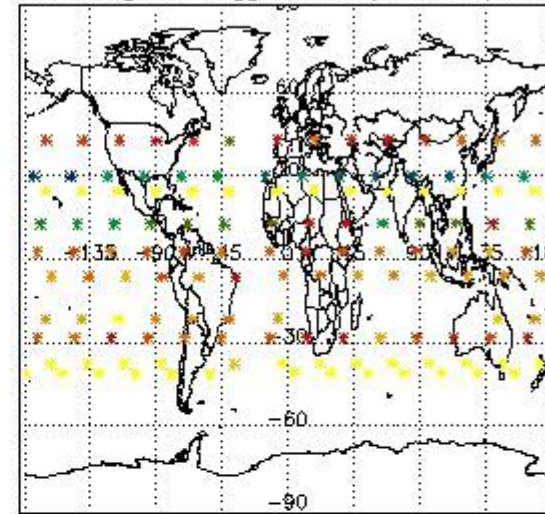


3.2 Plot quality information per product (world map)

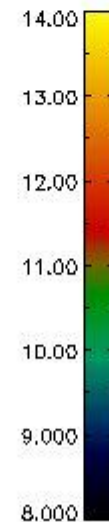
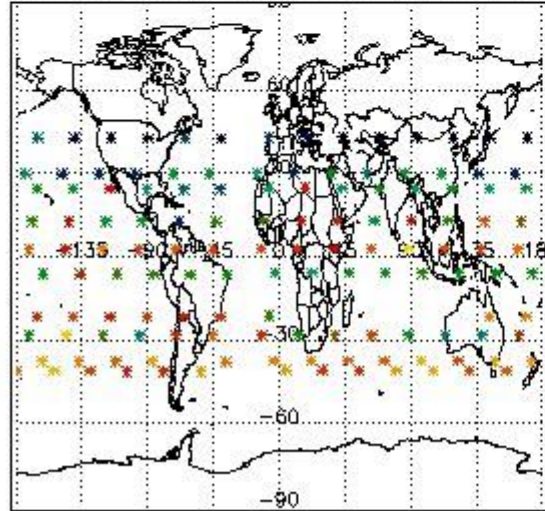
Percentage of flagged data per O3 profile



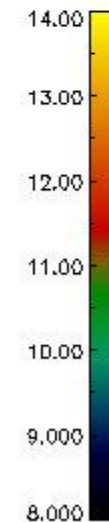
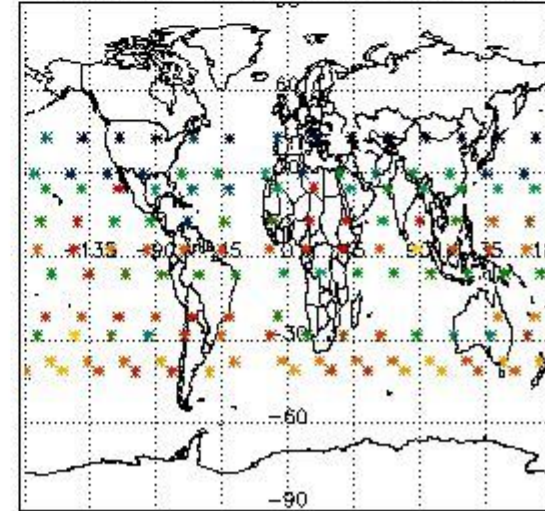
Percentage of flagged data per H2O profile



Percentage of flagged data per NO2 profile



Percentage of flagged data per NO3 profile

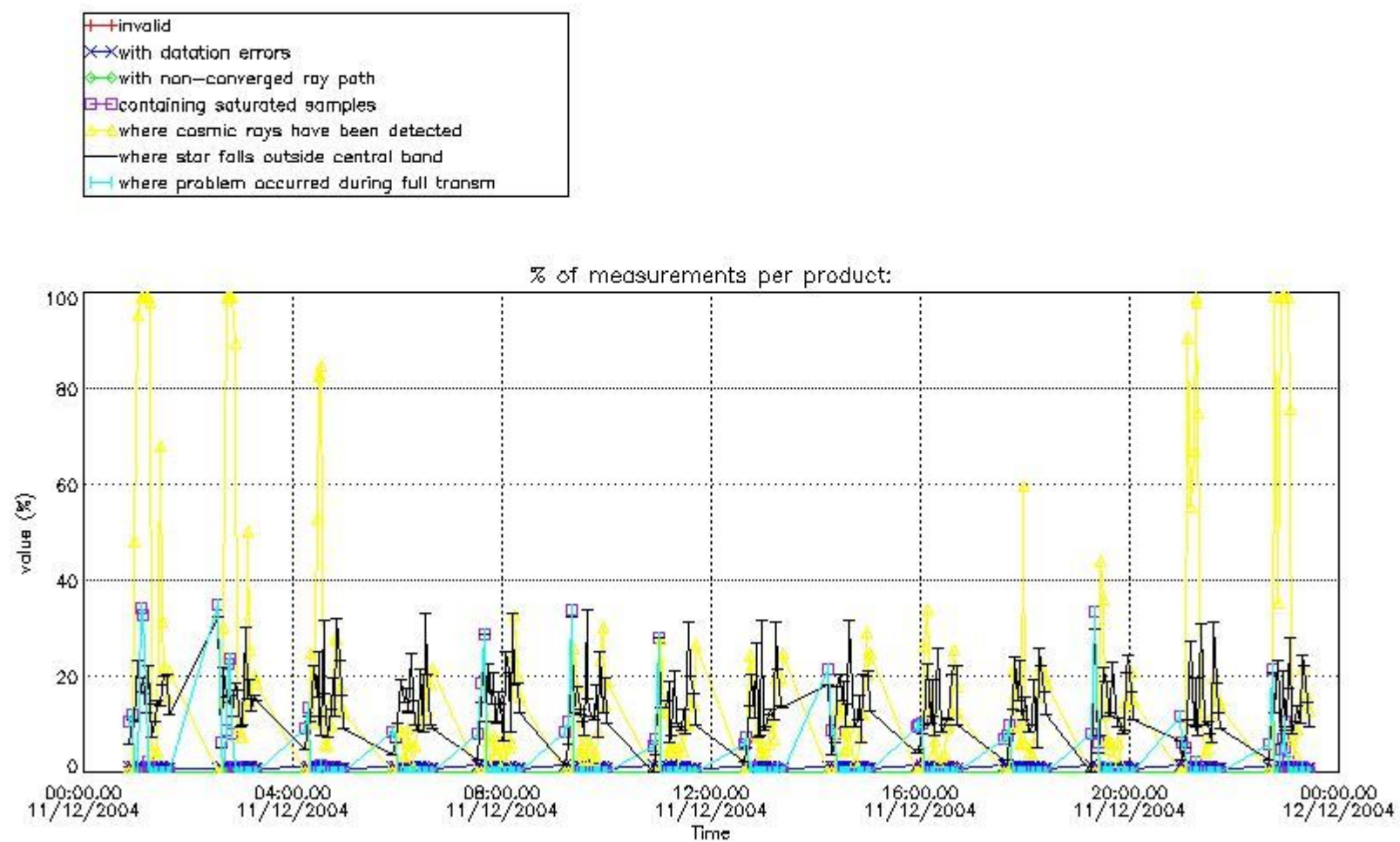


4. Level 1 quality information per product

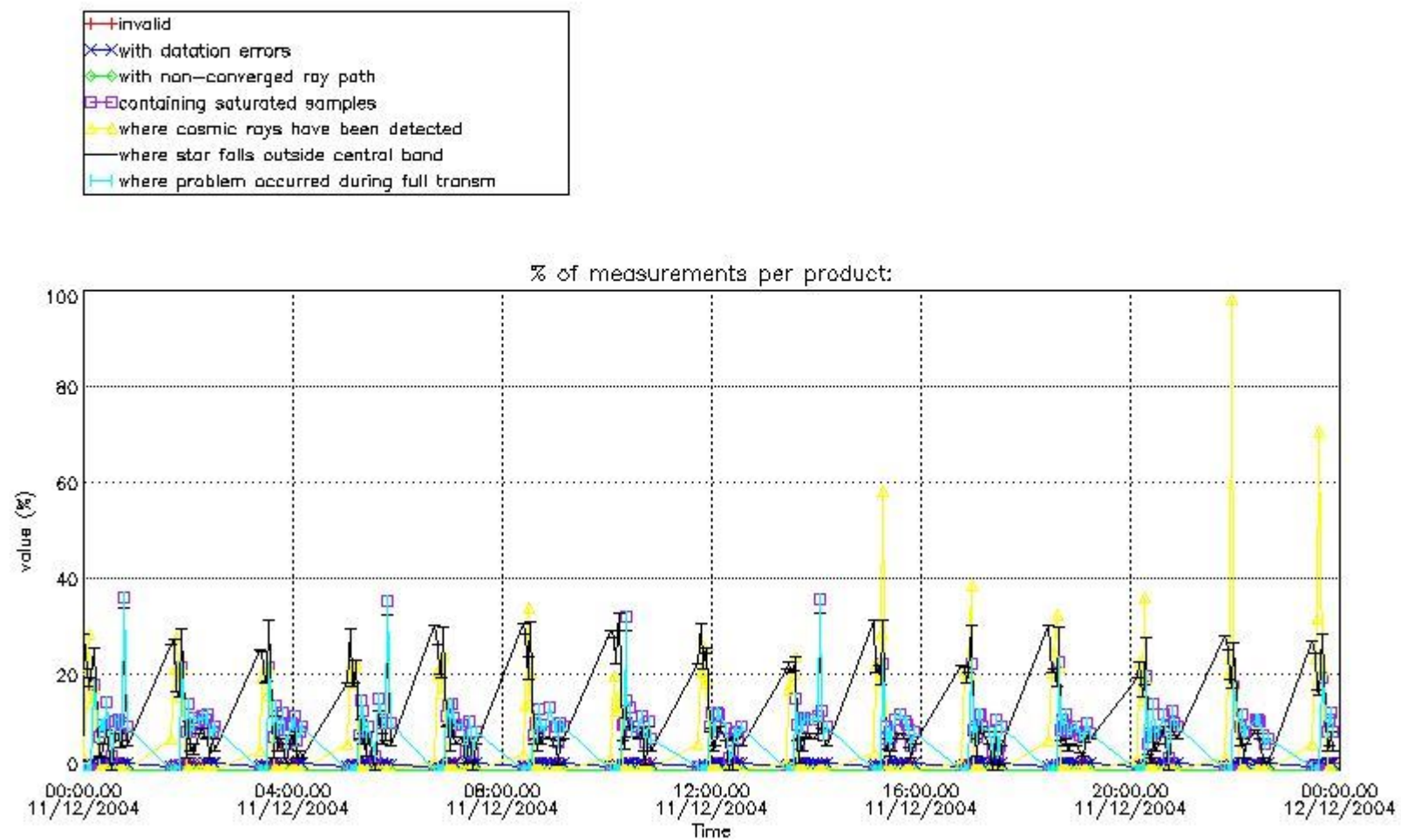
In this section it is plotted some information contained in the Quality Summary data set of the level 2 products that comes from the level 1b processing. Products without errors (error flag in the MPH set to "0") are used.

4.1 Plot quality information per product (time dependant) coming from level 1b processing

4.1.1 Plot level 1 quality information per product (time dependant): ENVISAT ASCENDING passes

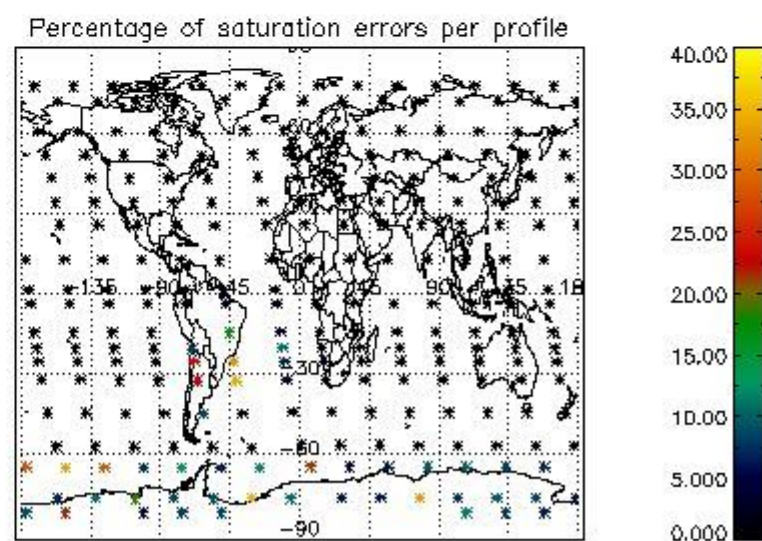
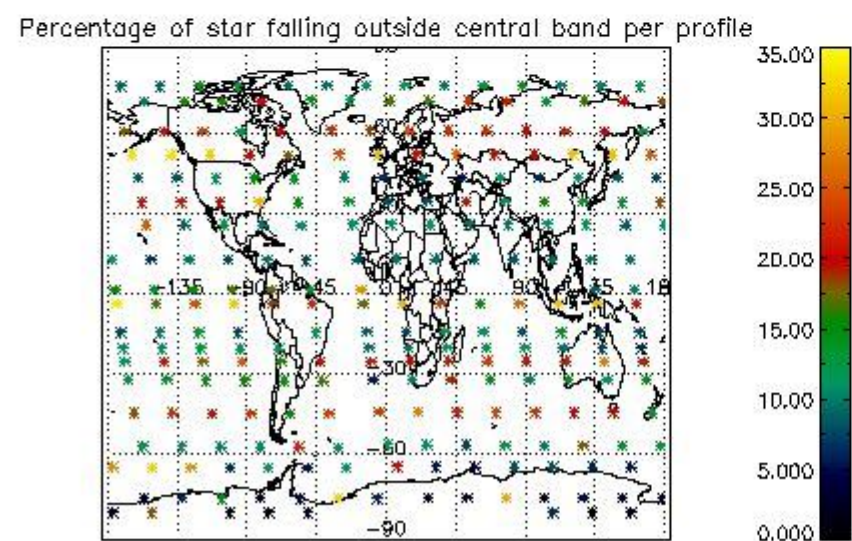
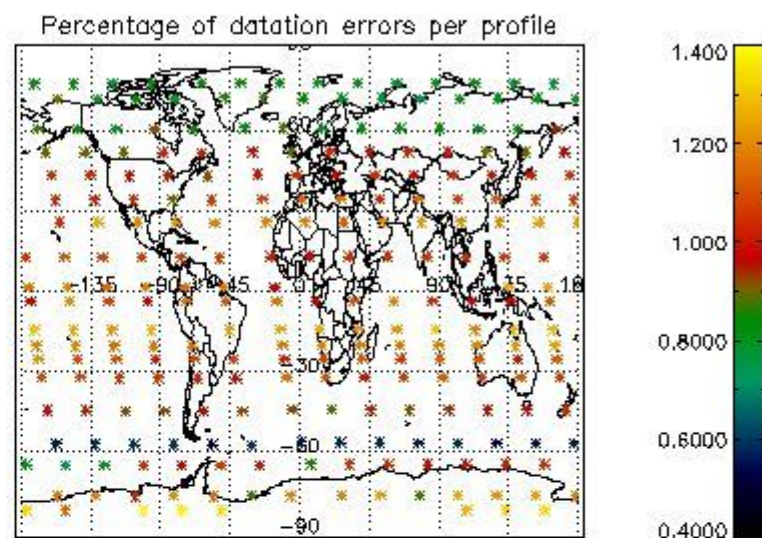
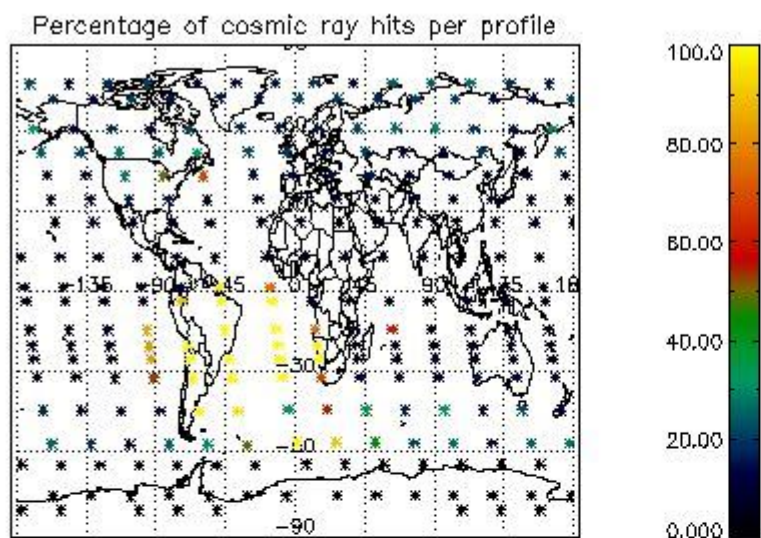


4.1.2 Plot level 1 quality information per product (time dependant): ENVISAT DESCENDING passes

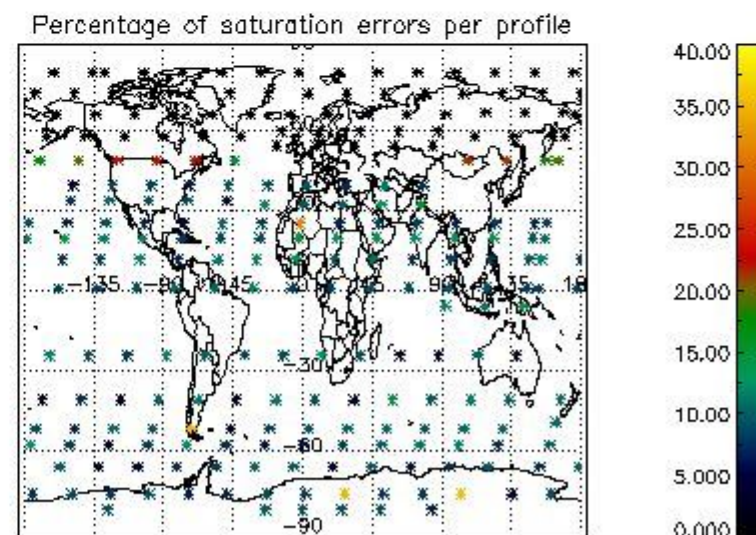
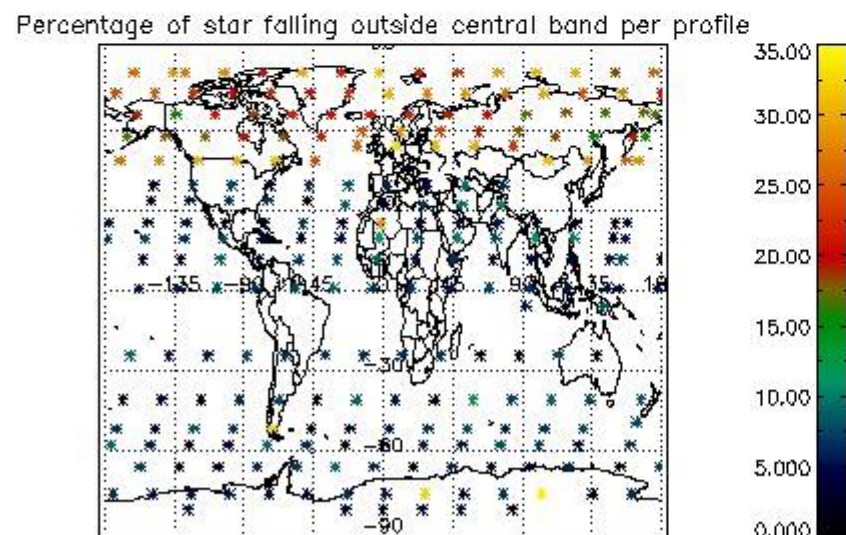
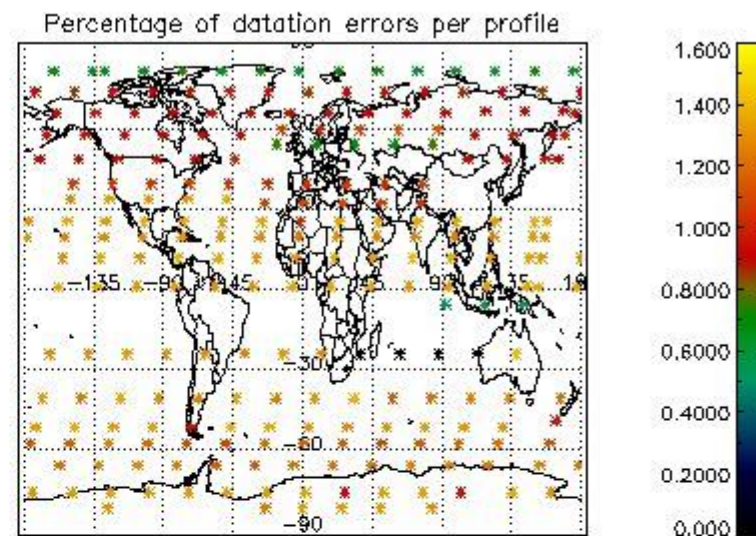
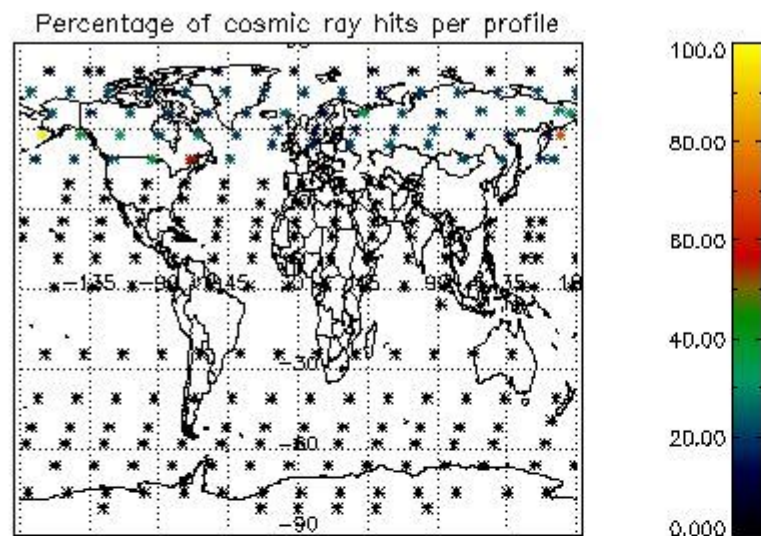


4.2 Plot quality information per product coming from level 1b processing (world map)

4.2.1 Plot level 1 quality information per product (world map): ENVISAT ASCENDING passes



4.2.2 Plot level 1 quality information per product (world map): ENVISAT DESCENDING passes



5. Trace gas profiles

5.1 Ozone statistics based on quality of products

The final quality of the products can be "measured" using the STD (Standard Deviation) attached to every point profile. This information is written to the parameter GOM_NL__2P/NL_LOCAL_SPECIES_DENSITY/o3_std of the level 2 products. The table below shows the statistics for given STD ranges.

The statistics are given with respect to the overall valid production:

- Products without fatal errors: GOM_NL__2P/MPH/PRODUCT_ERR=0
- Valid point profile: GOM_NL__2P/NL_LOCAL_SPECIES_DENSITY/pcd(0)=0

The 'Criteria' is applied to valid points of dark limb products:

- Products in dark limb illumination condition: GOM_NL__2P/NL_SUMMARY_QUALITY/obs_ill_cond=0
- Products without fatal errors: GOM_NL__2P/MPH/PRODUCT_ERR=0
- Valid point profile: GOM_NL__2P/NL_LOCAL_SPECIES_DENSITY/pcd(0)=0

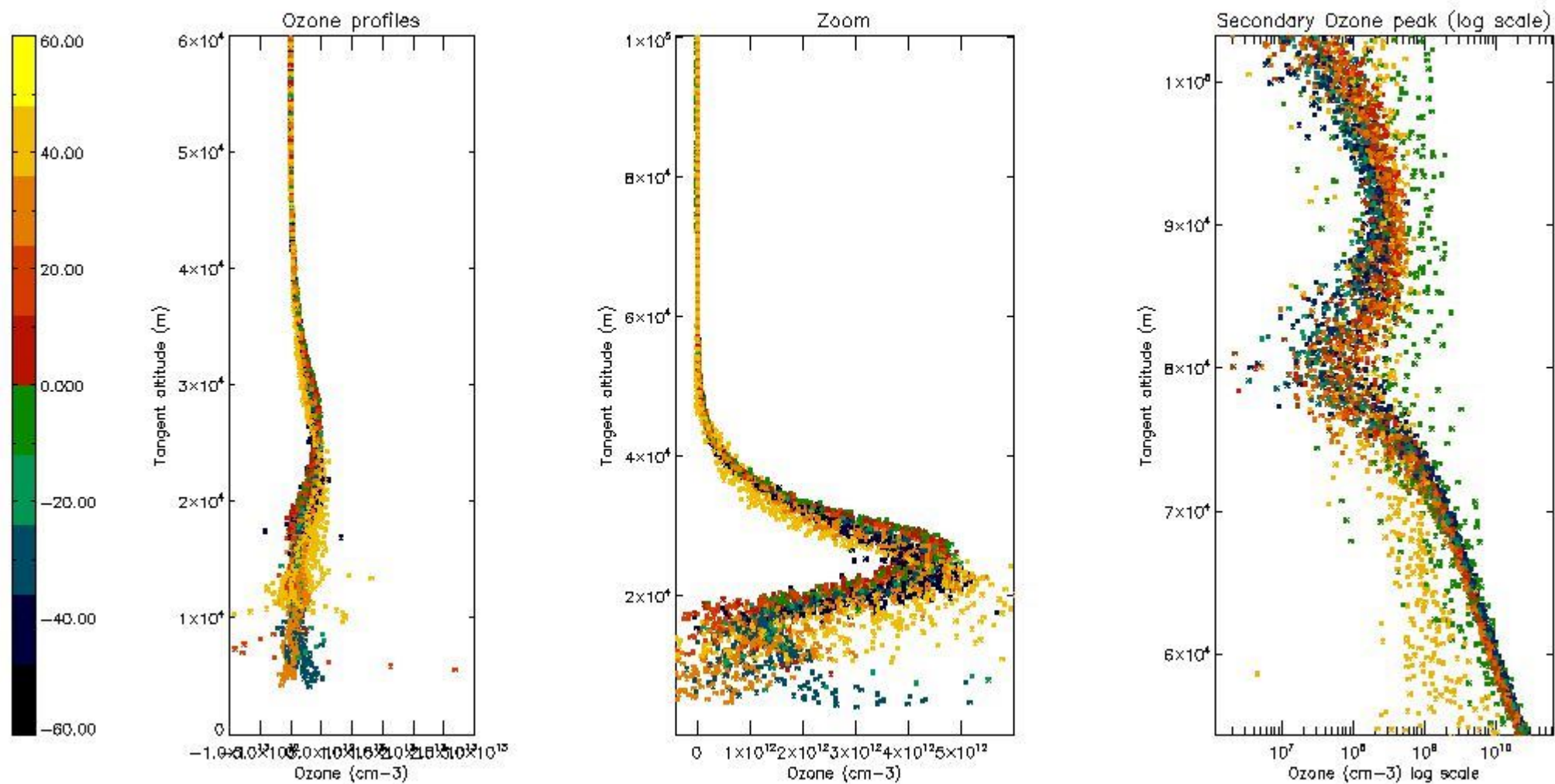
So, the table below shows the percentage of dark limb and valid observations for each criteria with respect to the overall valid daily observations.

Criteria	% of total production
All STD	26
STD < 20	14

STD < 10	11
STD < 5	8

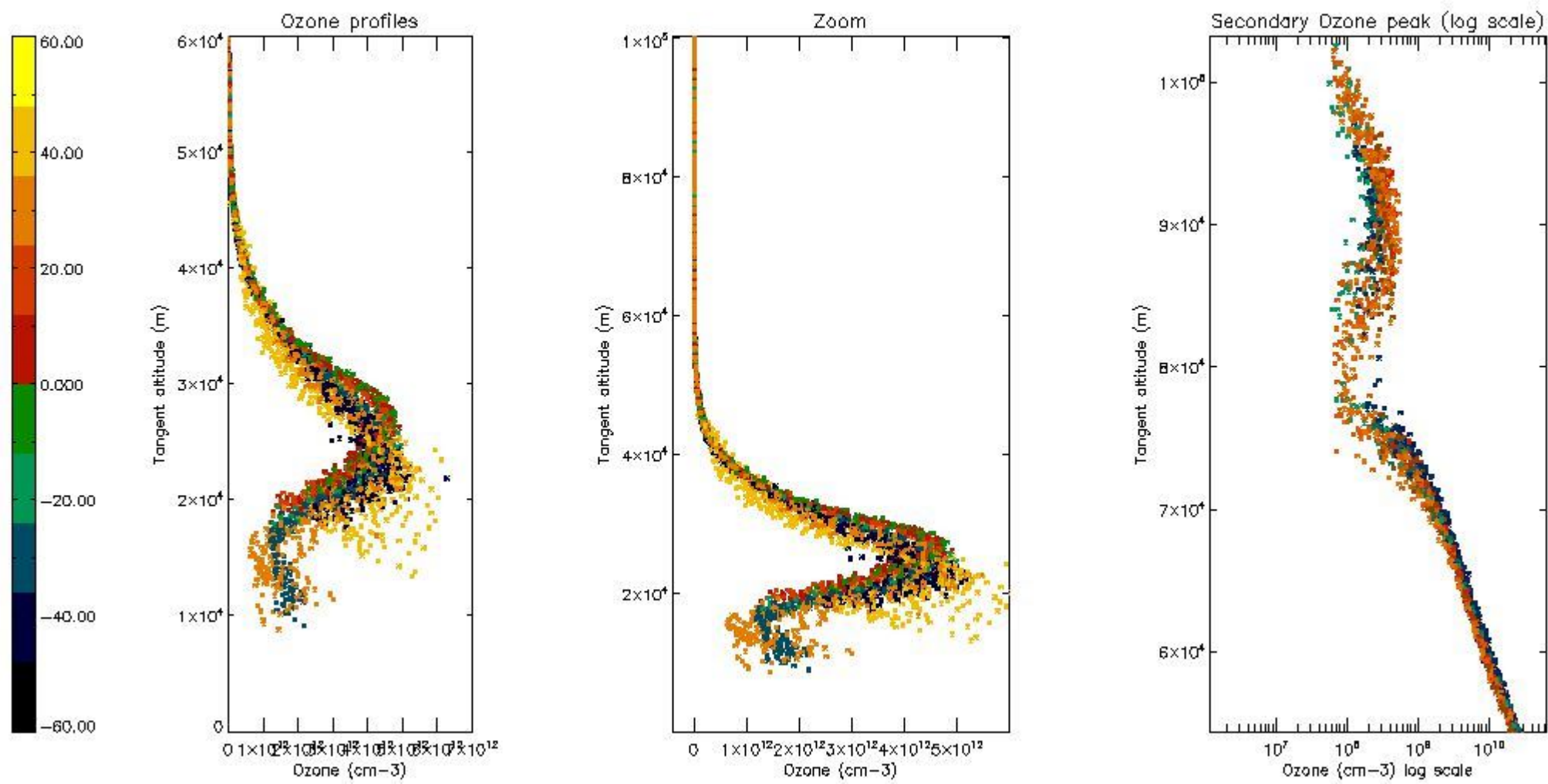
5.2 Plot ozone profiles for all STD (dark without errors)

The colorbar represents the latitude.



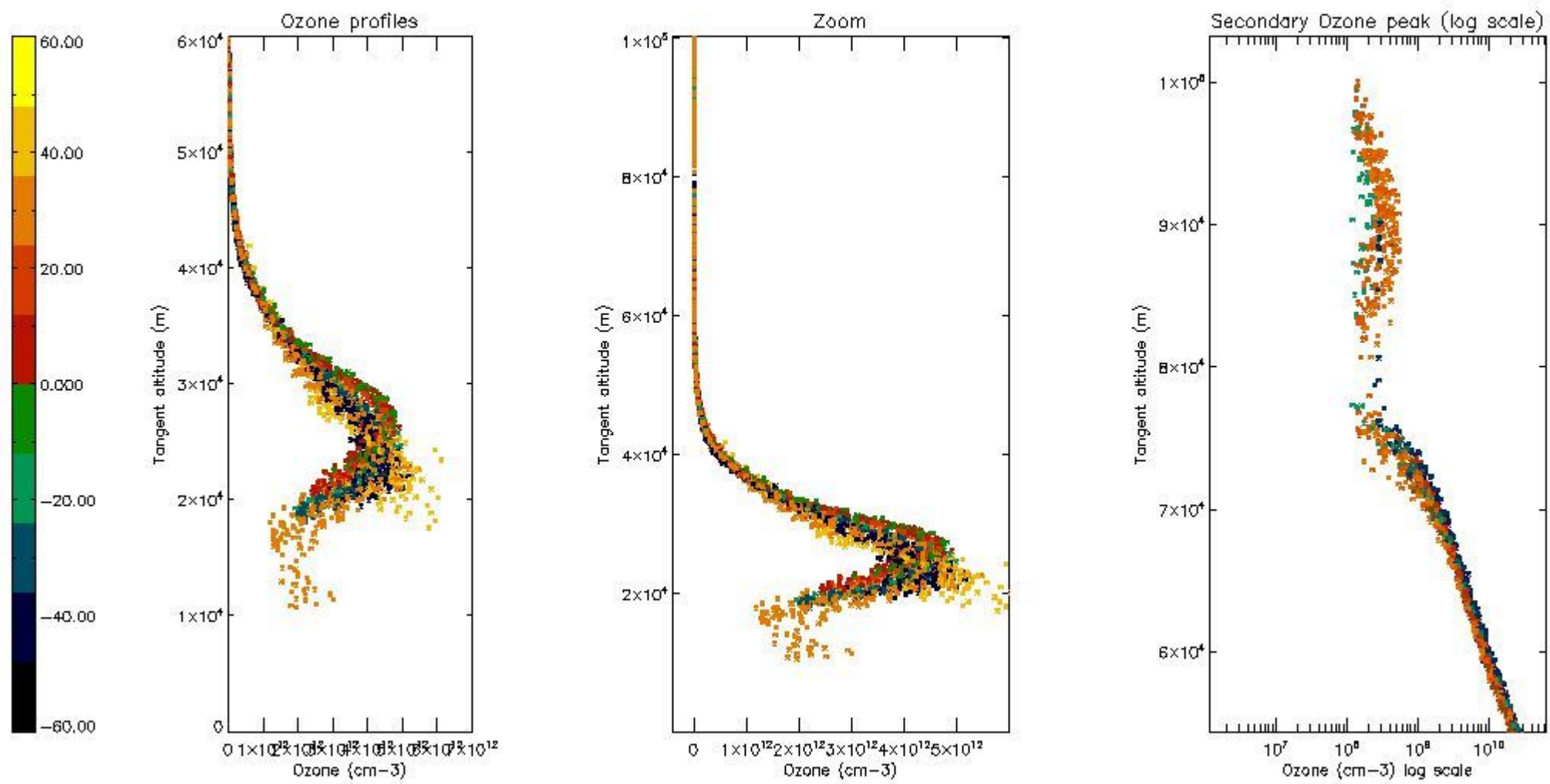
5.3 Plot ozone profiles where STD < 20% (dark without errors)

The colorbar represents the latitude.



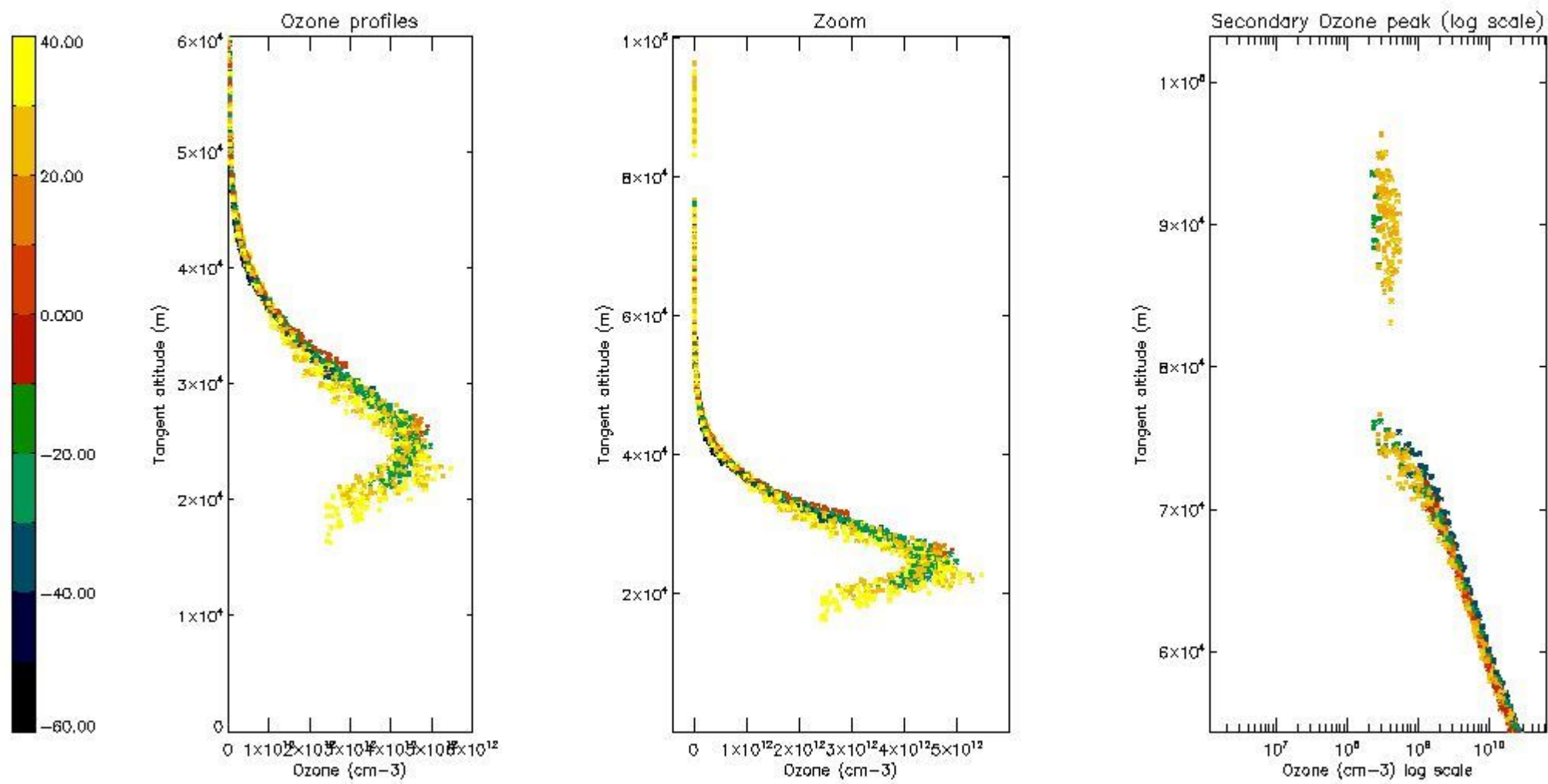
5.4 Plot ozone profiles where STD < 10% (dark without errors)

The colorbar represents the latitude.



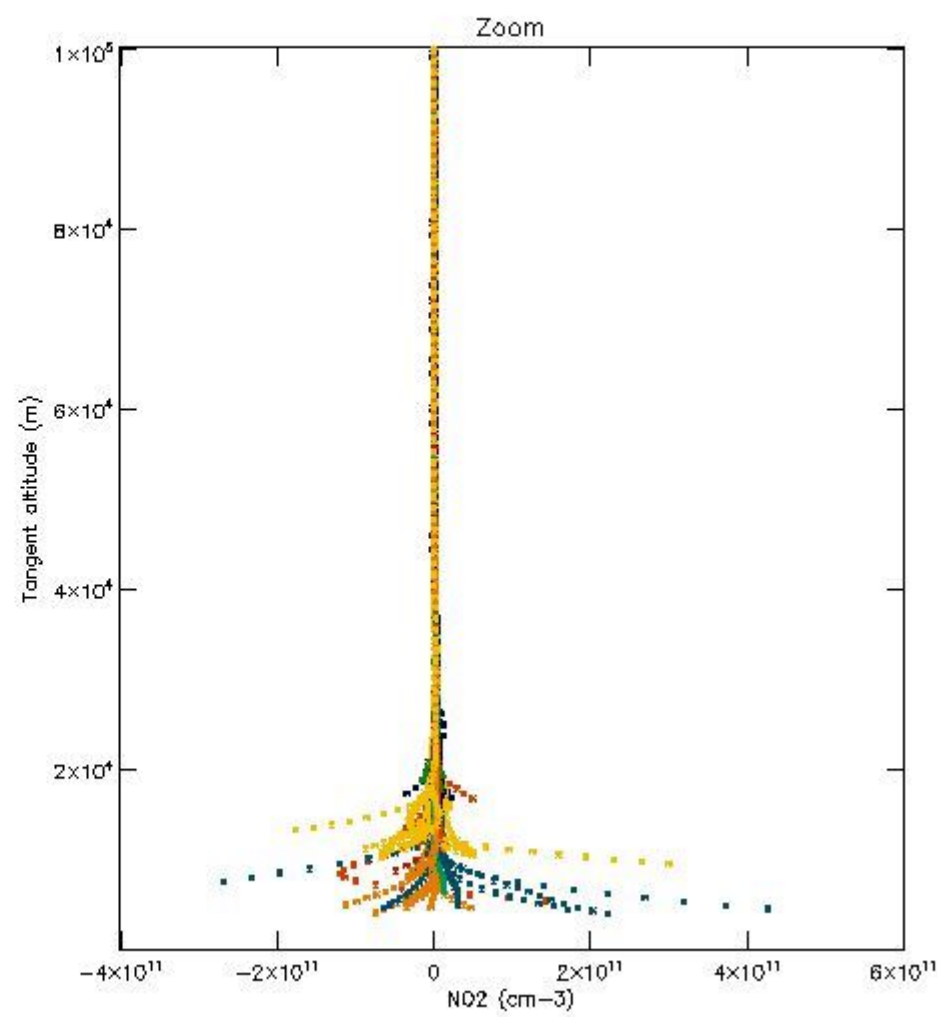
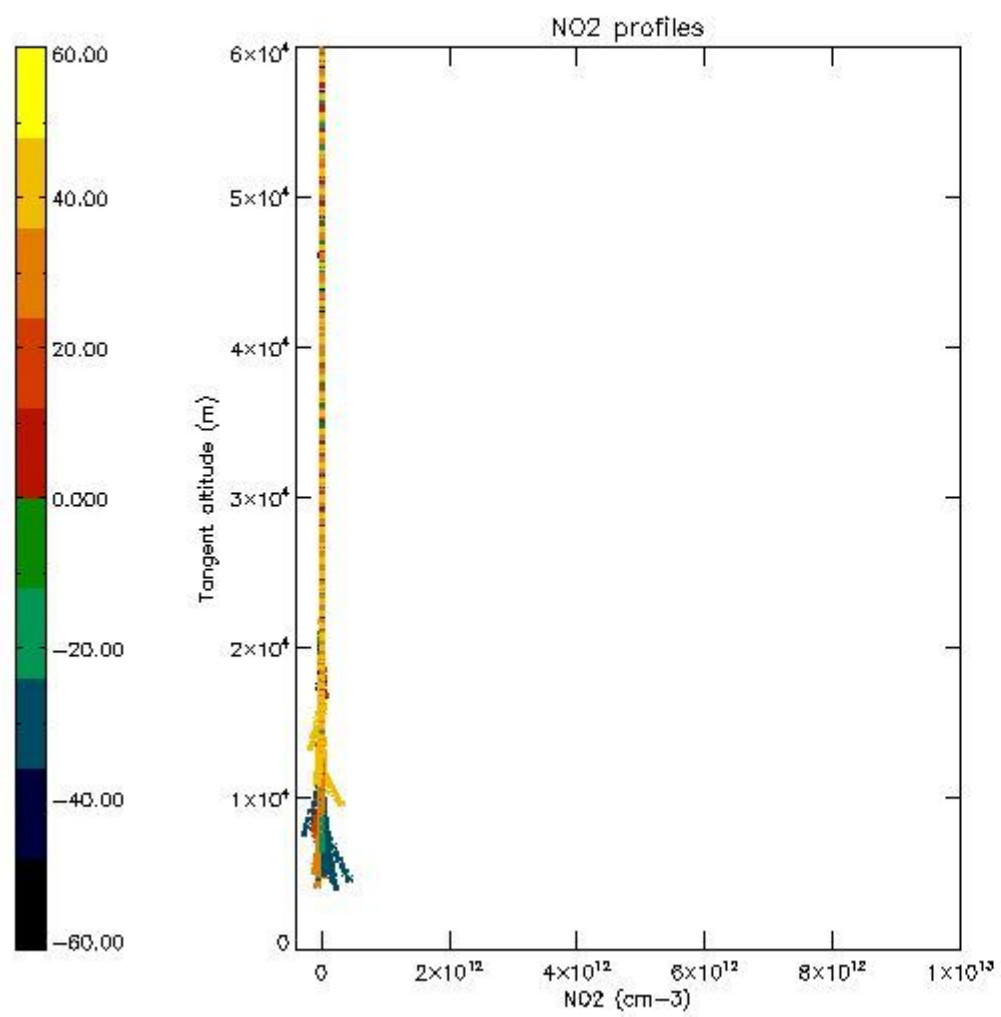
5.5 Plot ozone profiles where STD < 5% (dark without errors)

The colorbar represents the latitude.



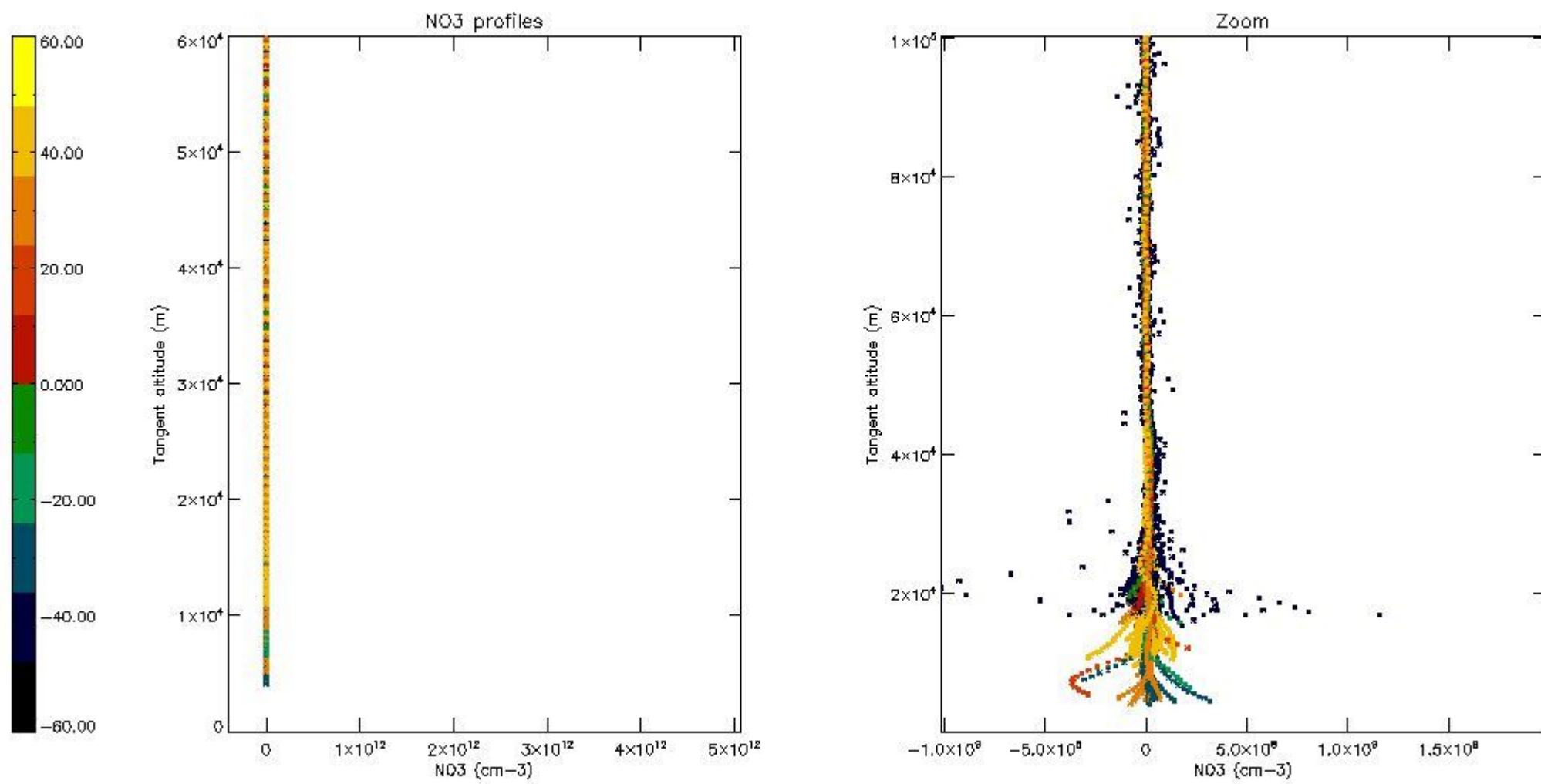
5.6 Plot NO₂ profiles for all STD (dark without errors)

The colorbar represents the latitude.



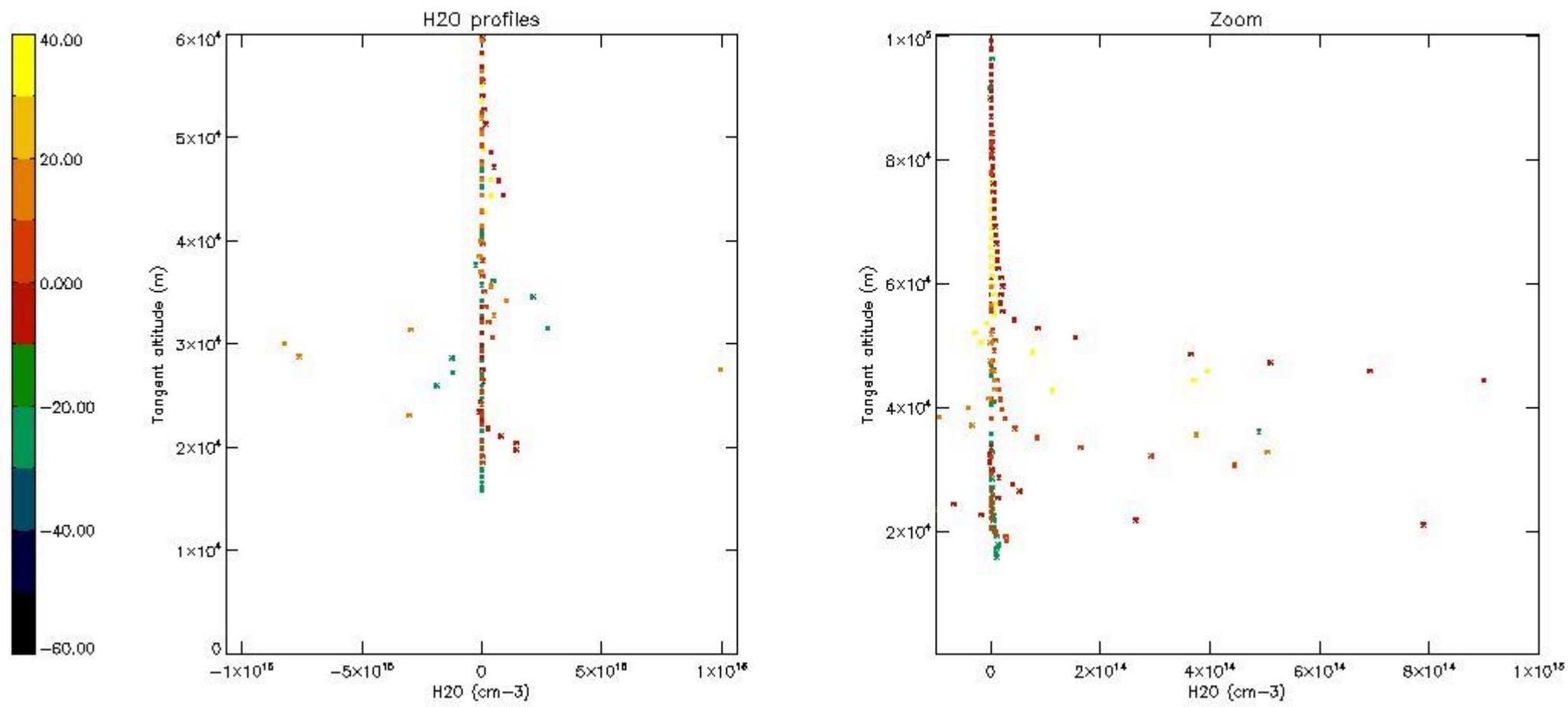
5.7 Plot NO3 profiles for all STD (dark without errors)

The colorbar represents the latitude.



5.8 Plot H2O profiles for all STD (only for occultations of stars 1,2,3,4,13,14,16,26,63 dark without errors)

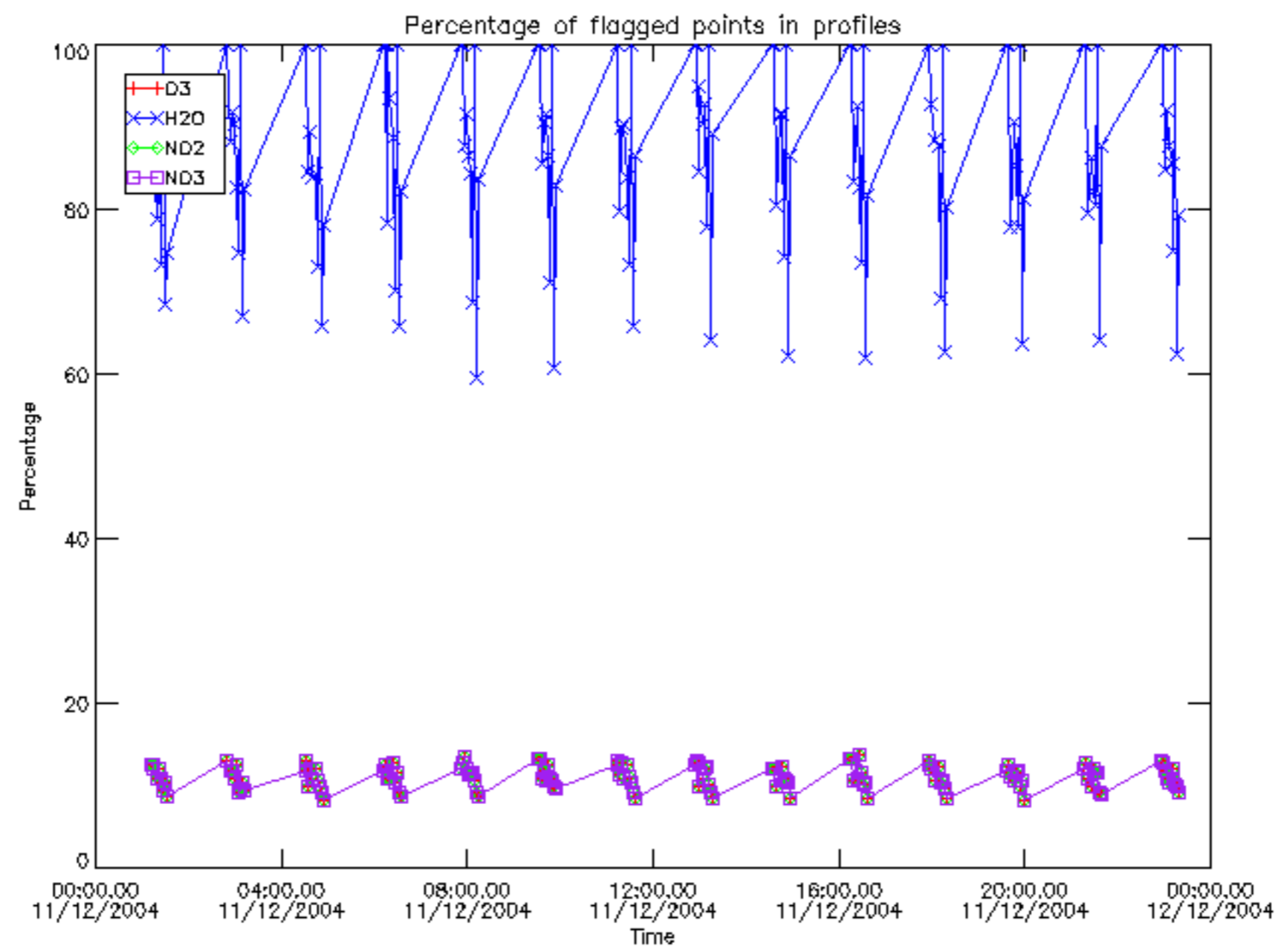
The colorbar represents the latitude.



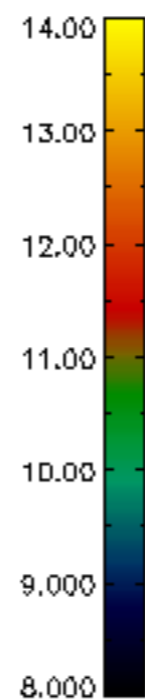
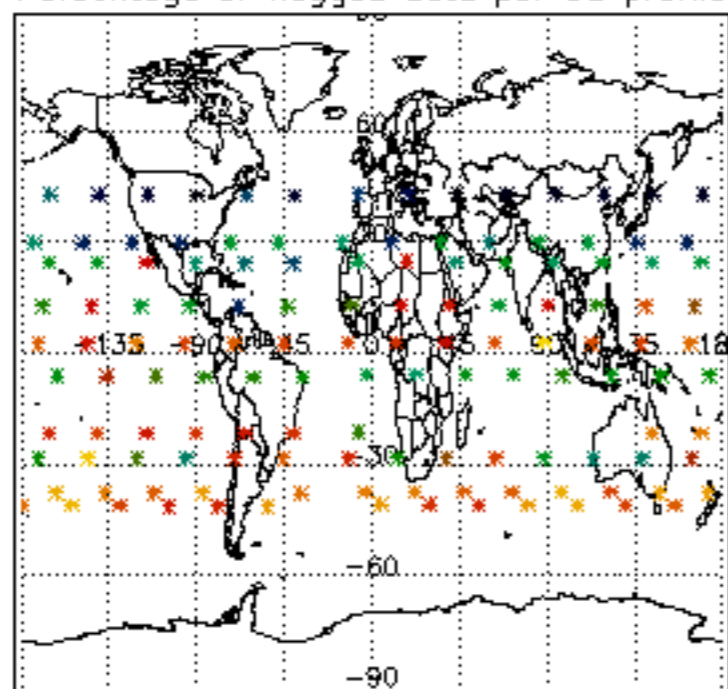
6. Auxiliary Data Files used for the production reported in section 2

The number reported in the third column indicates since which file (see list in section 2) the corresponding auxiliary file has been used. The fourth column is the date of those product files.

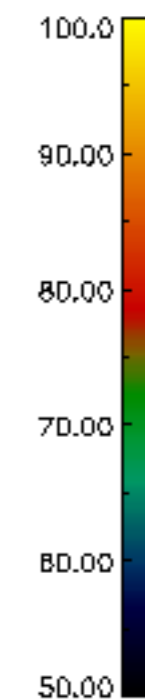
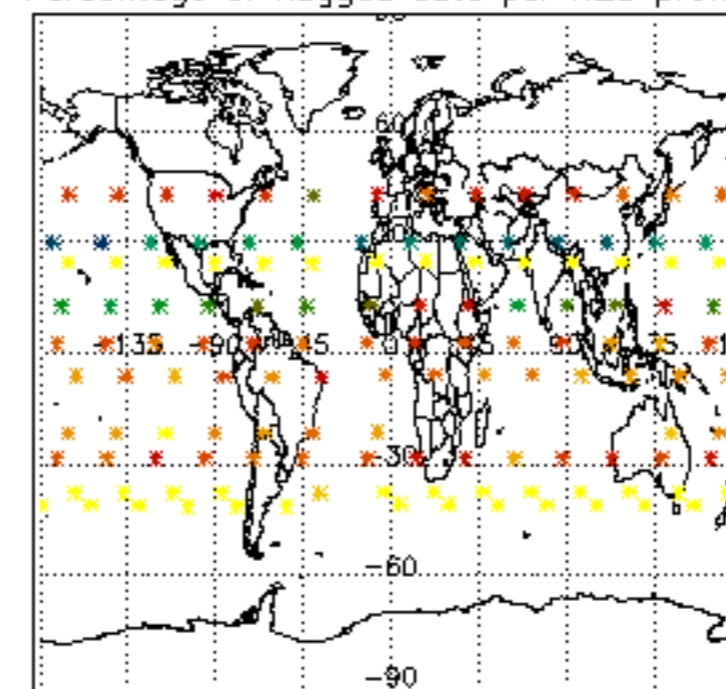
Type	Auxiliary Filename	Used since product	Used since product date
INST_PHYS_CHARACTERISTICS	GOM_INS_AXVIEC20091111_143220_20030716_120000_20500101_000000	1	11-DEC-2004 00:00:15
LEVEL-2_PROC_CONFIG	GOM_PR2_AXVIEC20091111_152718_20020301_000000_20500101_000000	1	11-DEC-2004 00:00:15
CROSS_SECTIONS_FILE	GOM_CRS_AXVIEC20091111_154832_20020301_000000_20500101_000000	1	11-DEC-2004 00:00:15



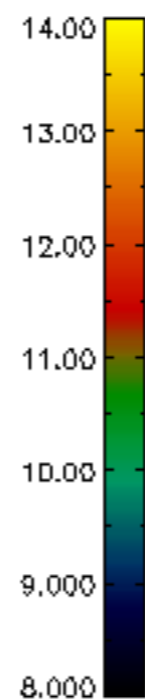
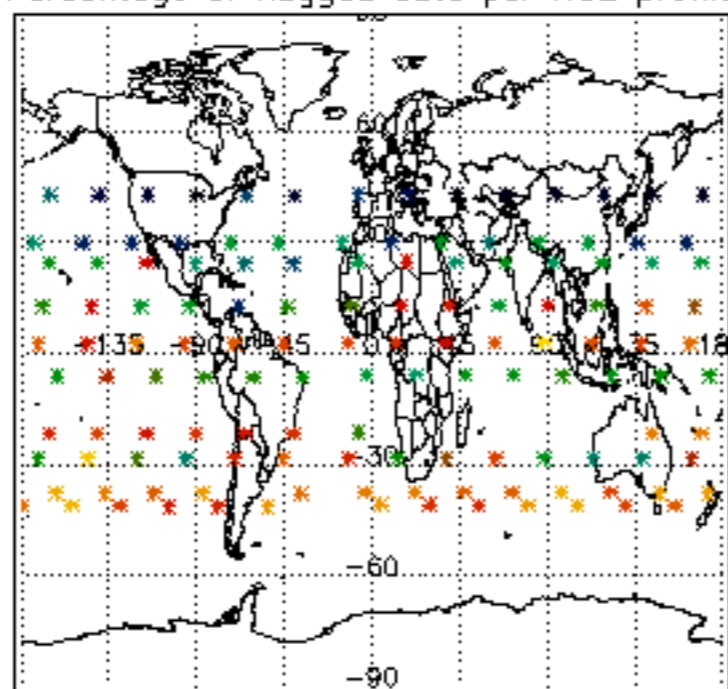
Percentage of flagged data per D3 profile



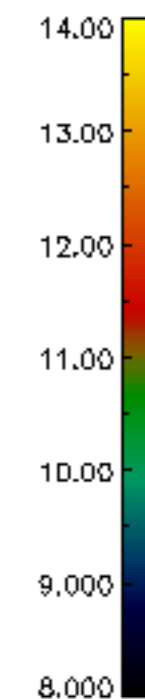
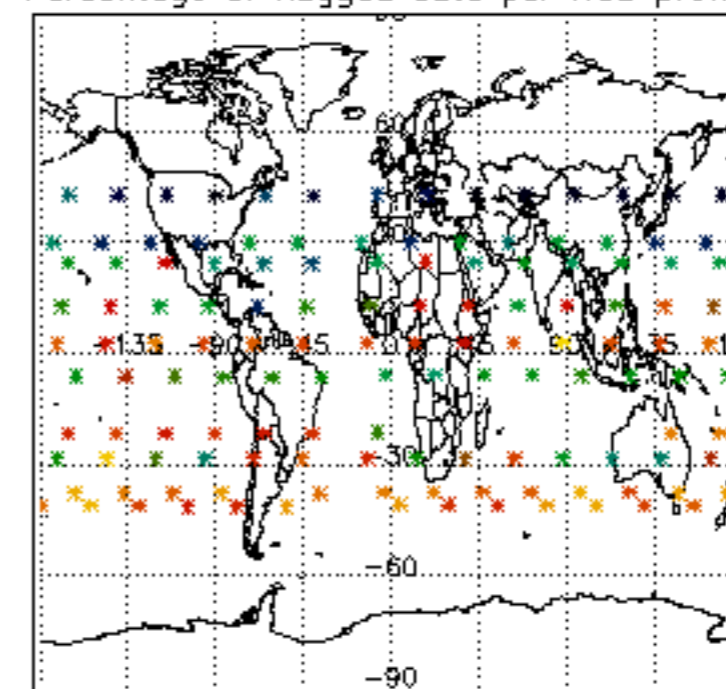
Percentage of flagged data per H2O profile

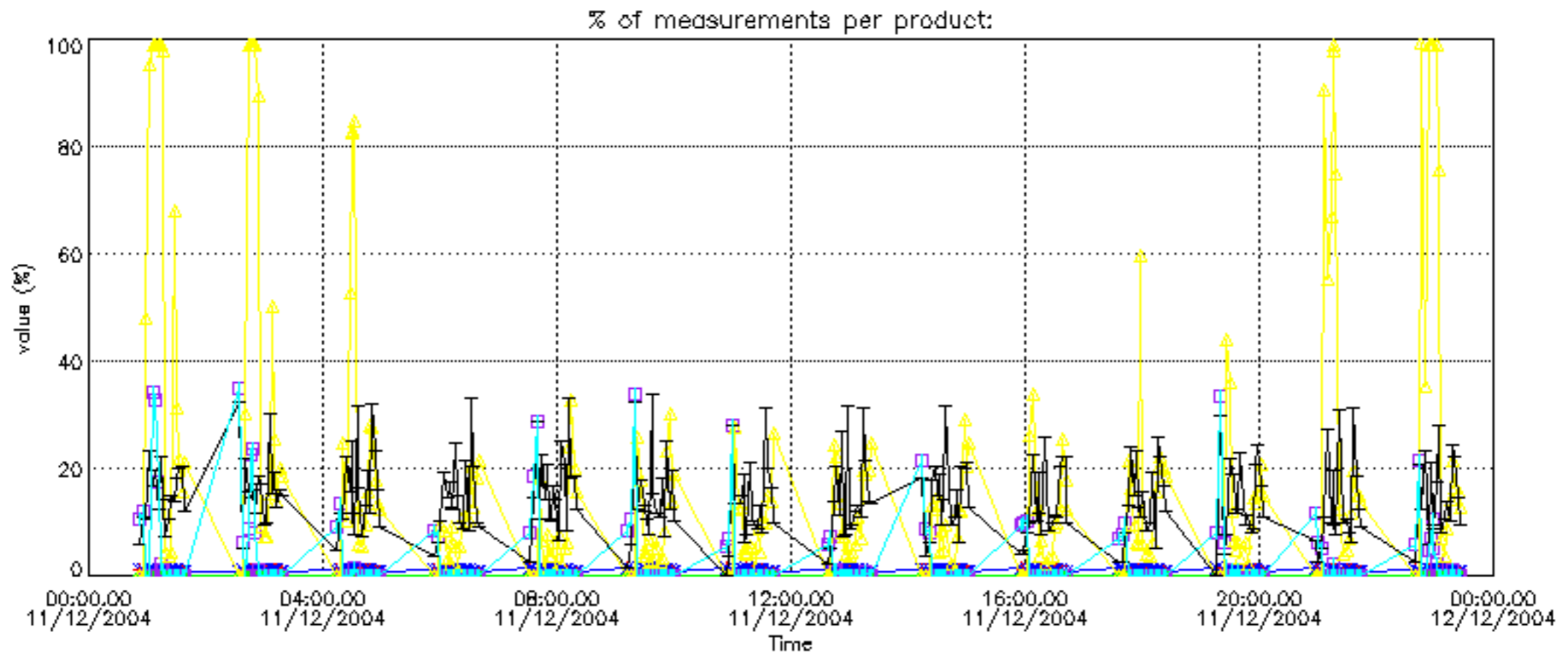


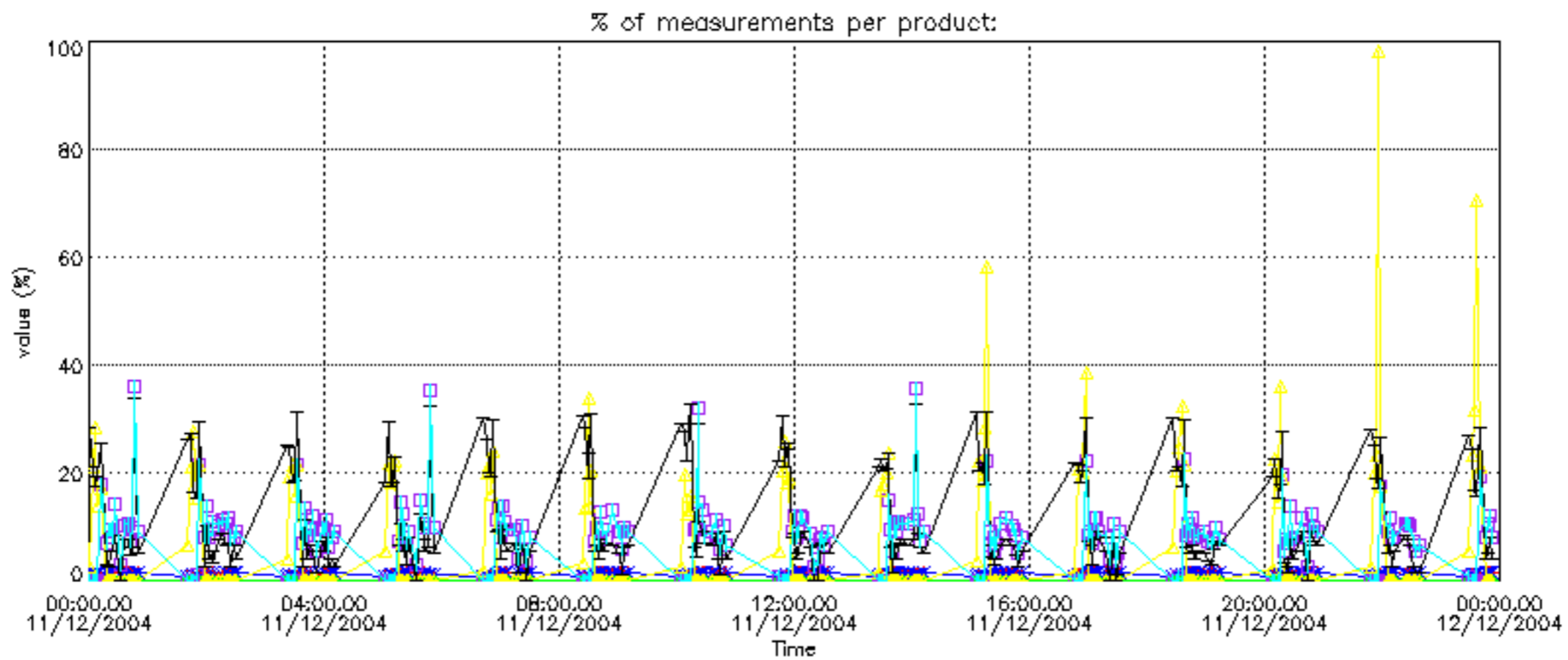
Percentage of flagged data per NO2 profile



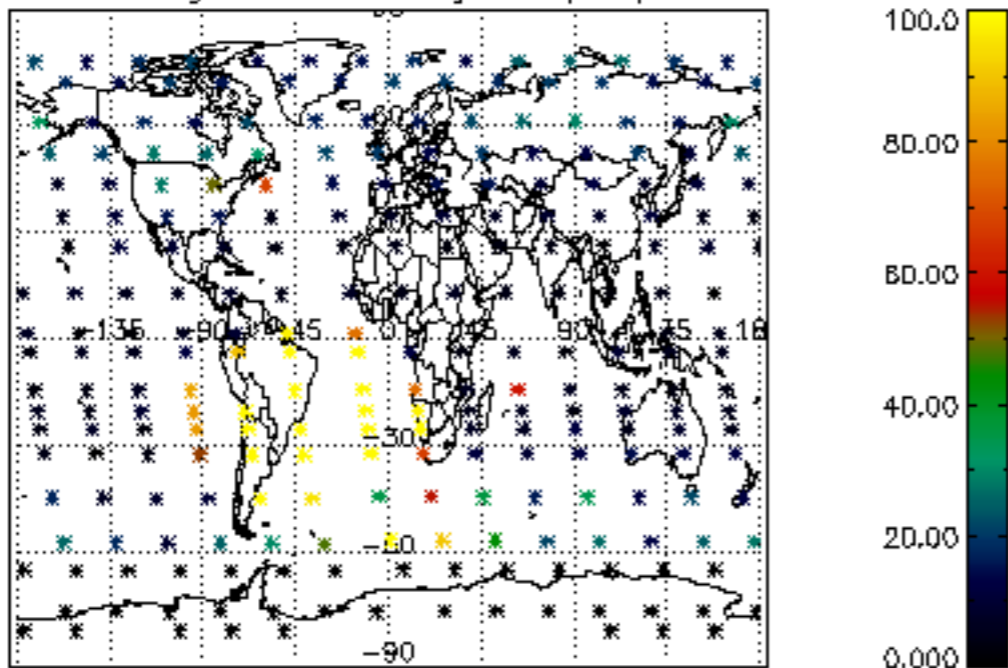
Percentage of flagged data per NO3 profile



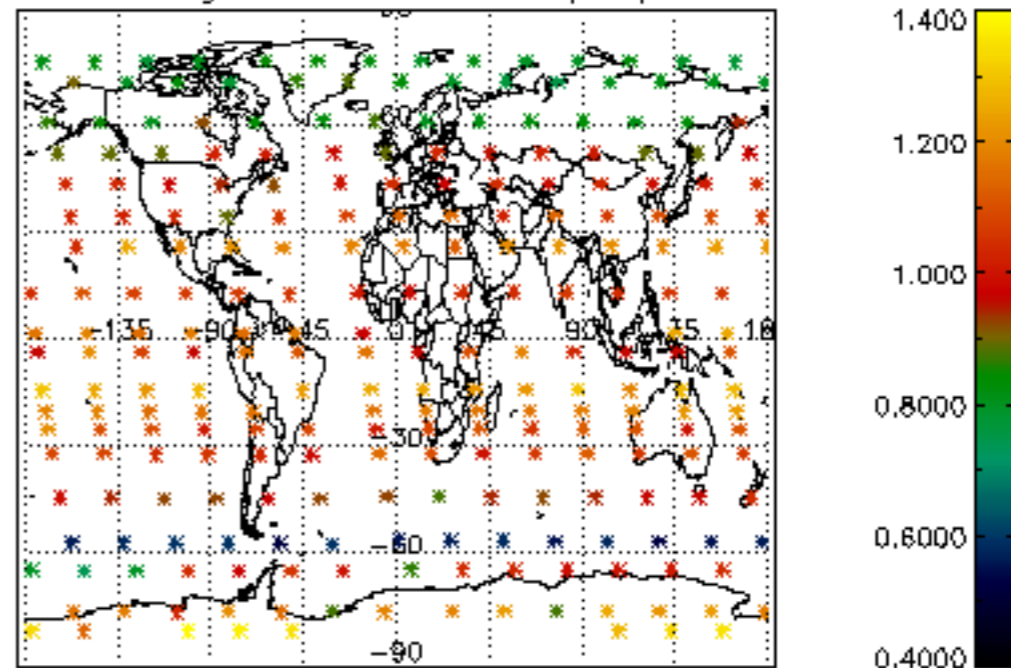




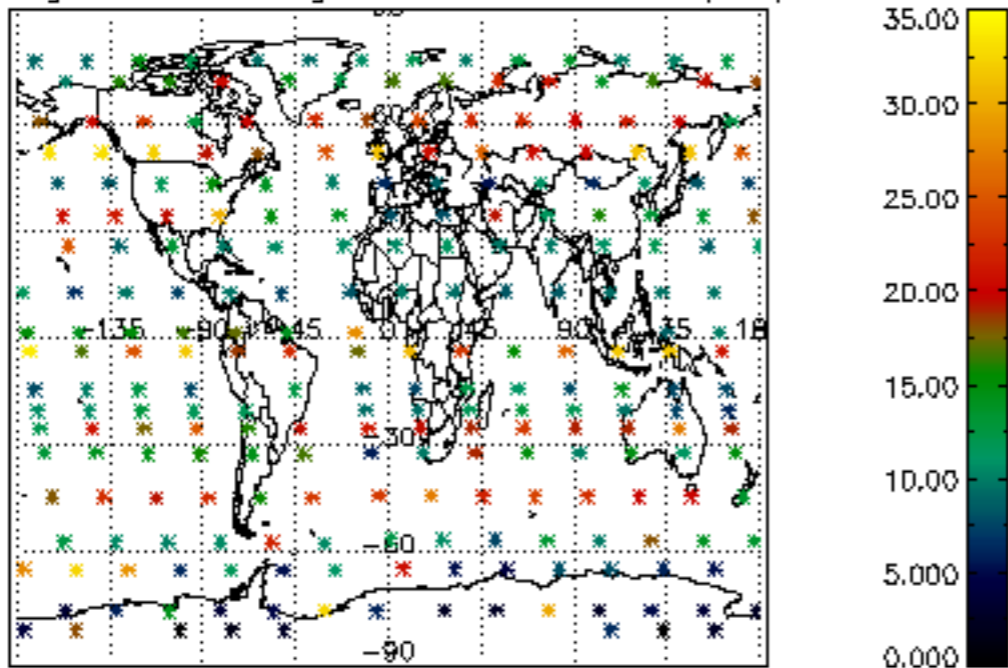
Percentage of cosmic ray hits per profile



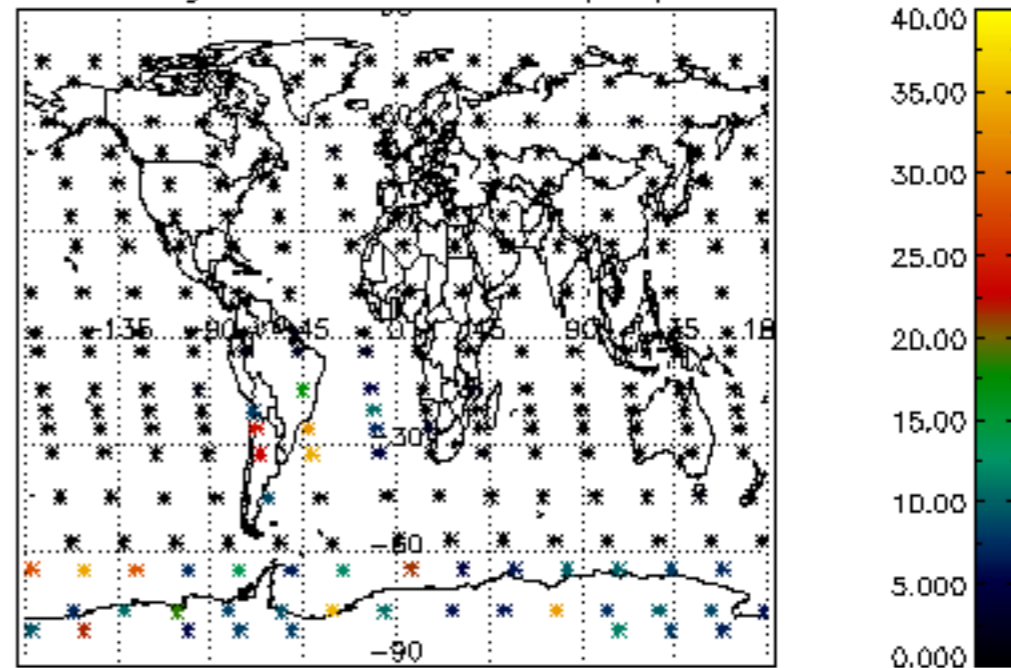
Percentage of datation errors per profile



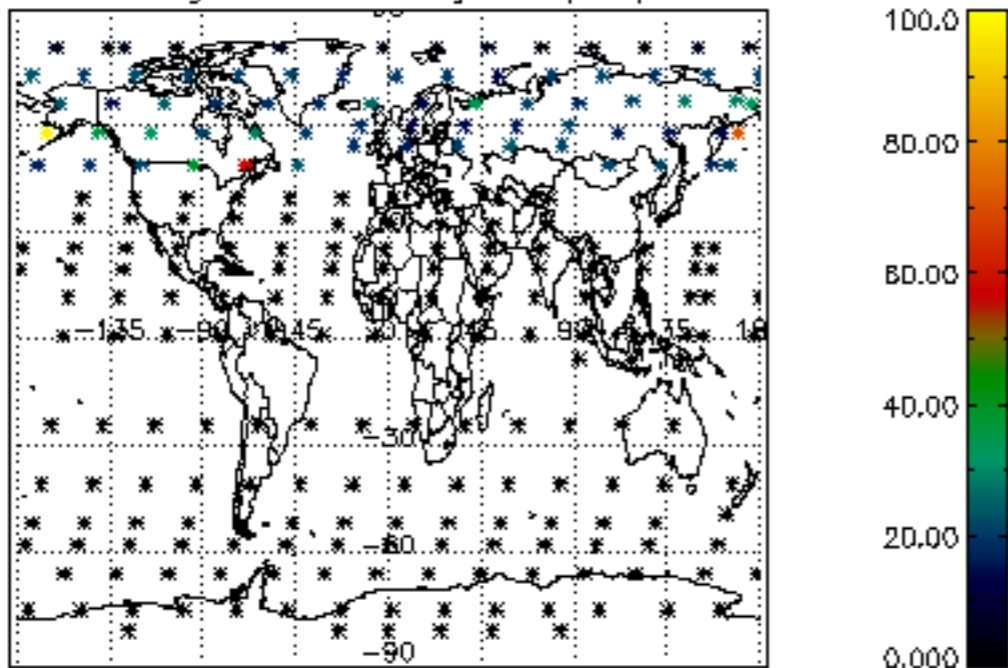
Percentage of star falling outside central band per profile



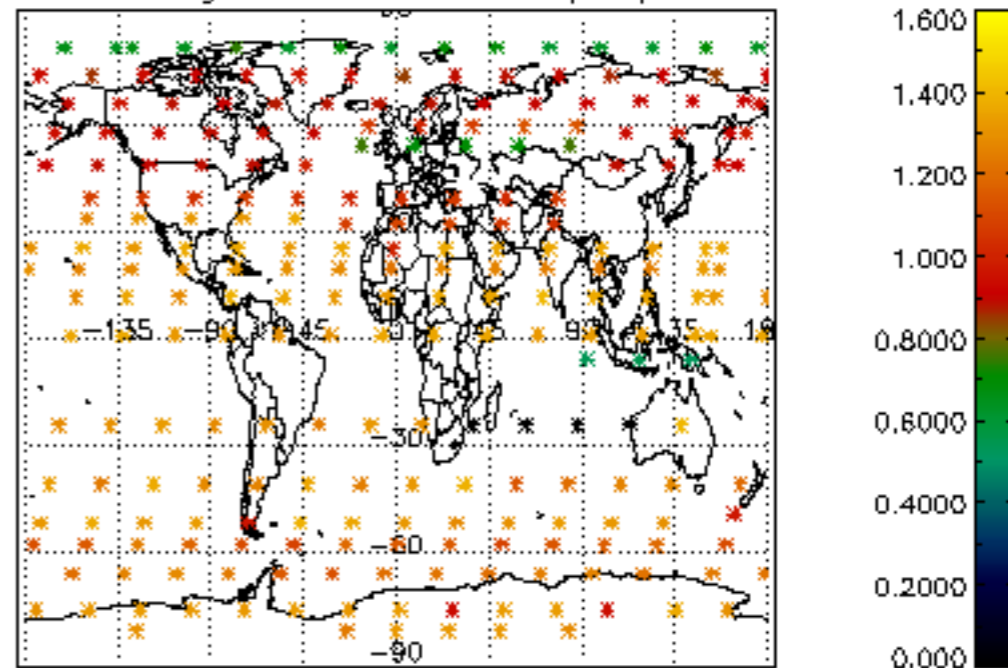
Percentage of saturation errors per profile



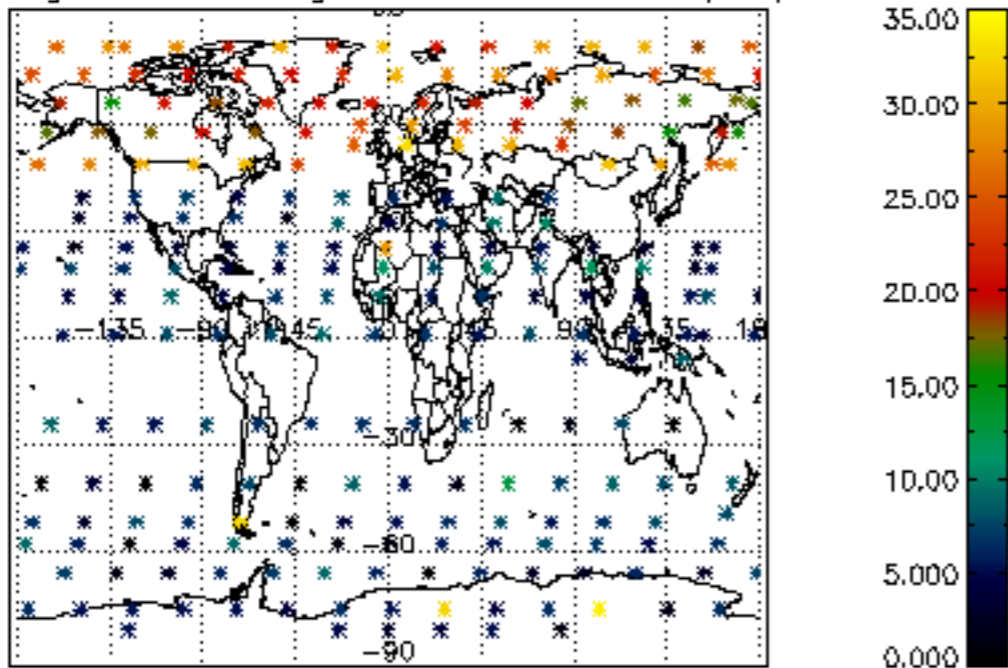
Percentage of cosmic ray hits per profile



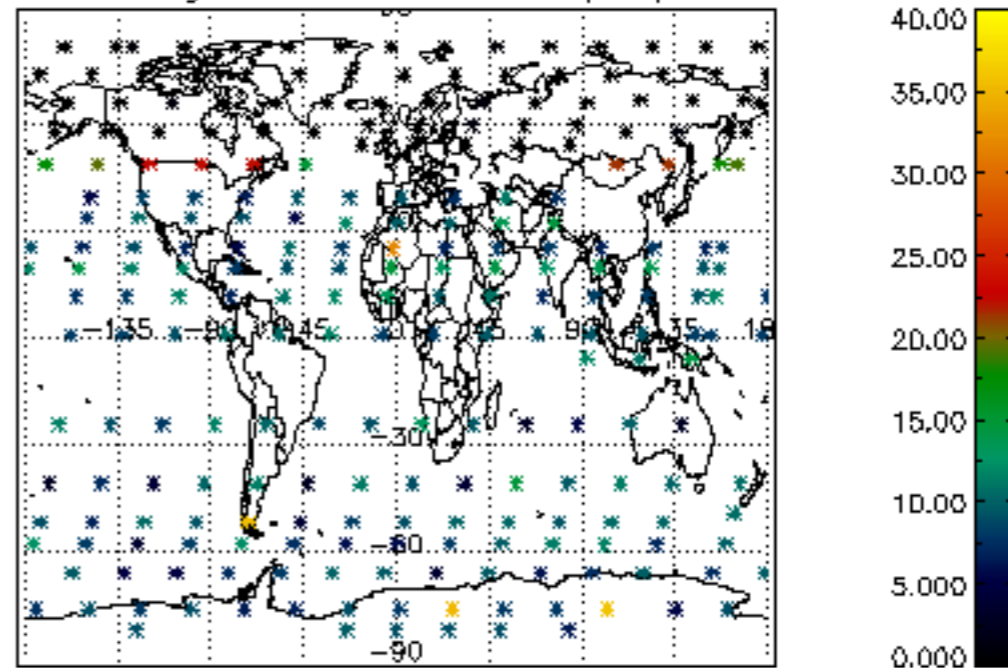
Percentage of datation errors per profile

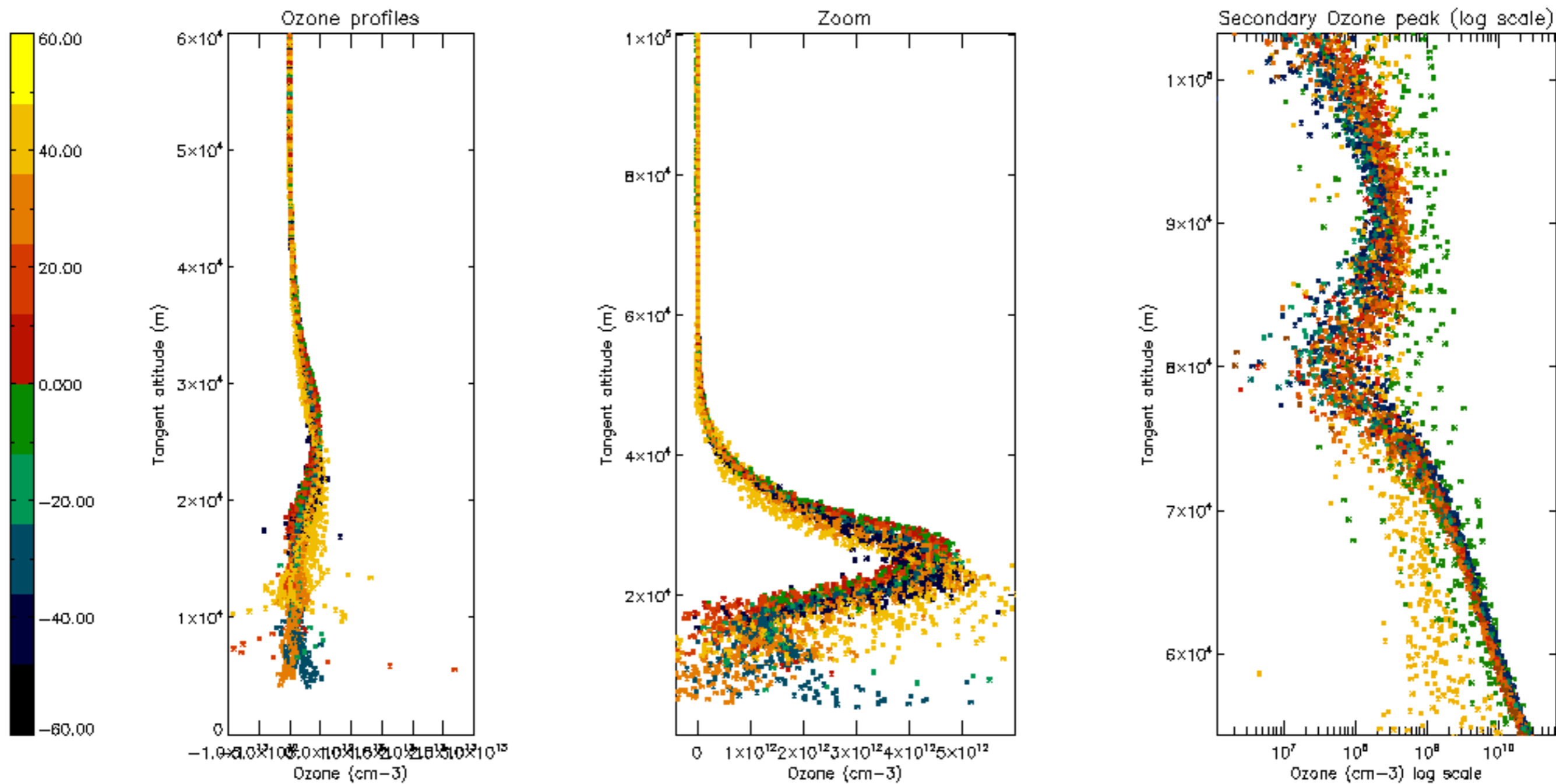


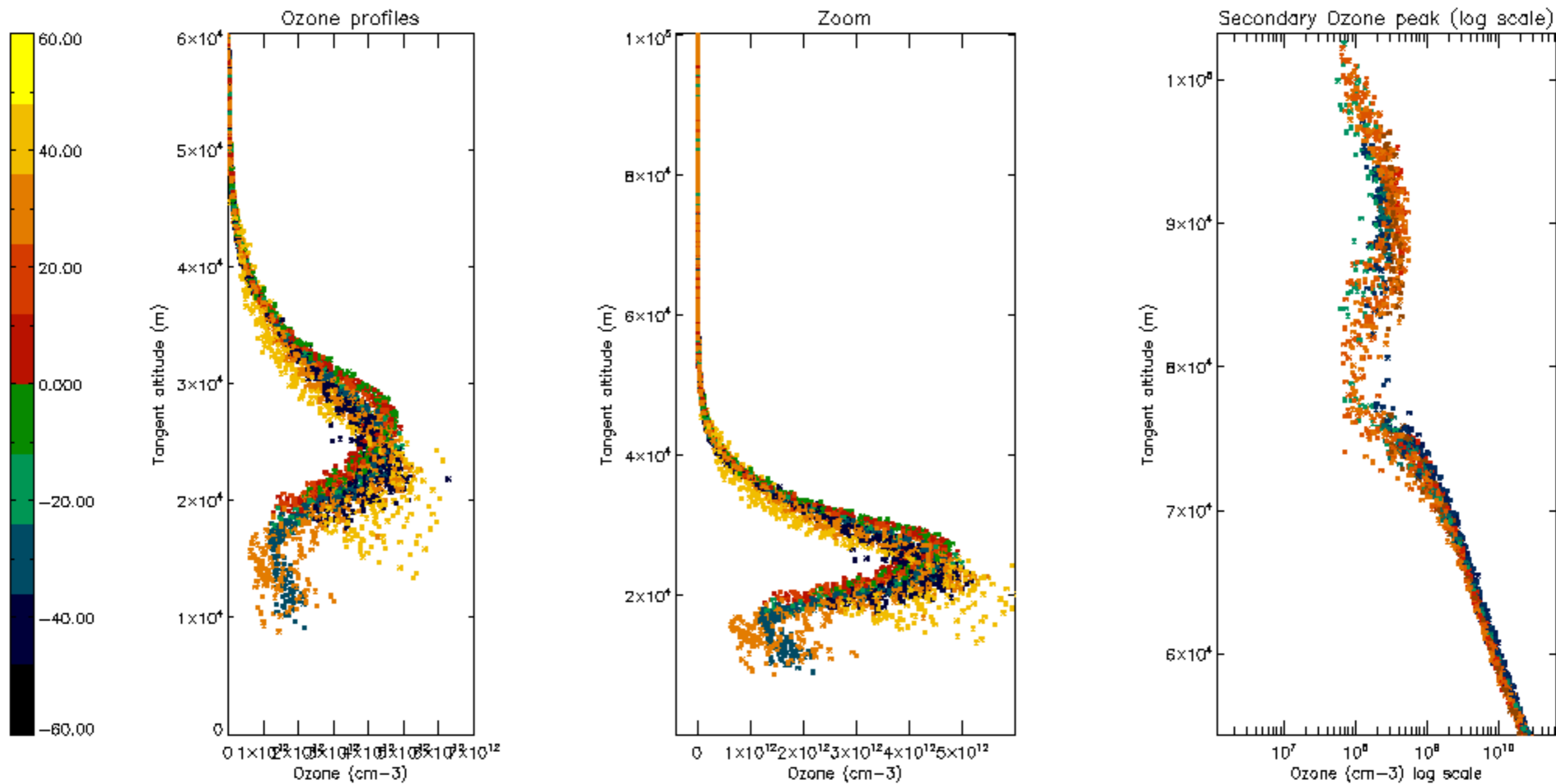
Percentage of star falling outside central band per profile

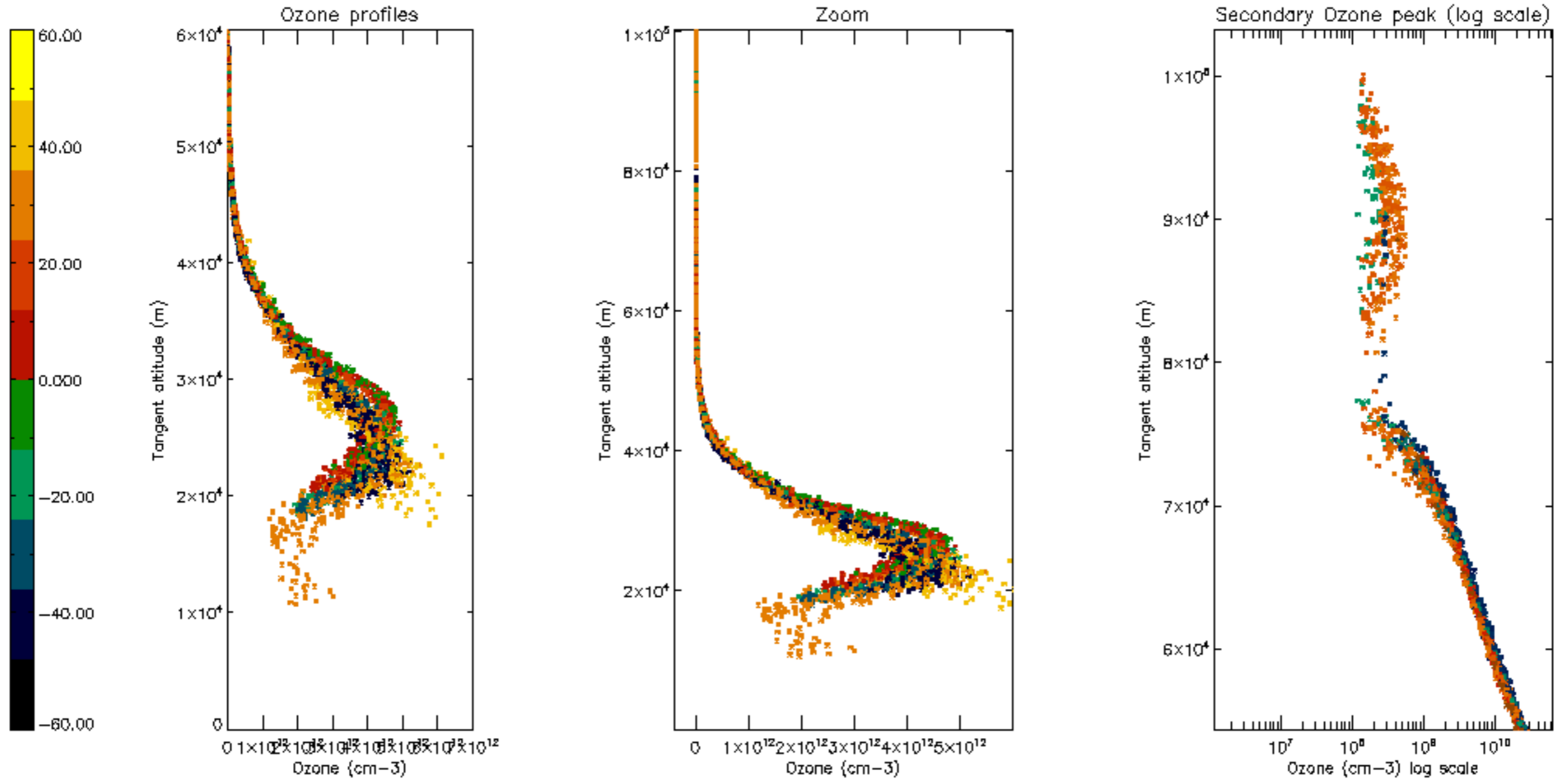


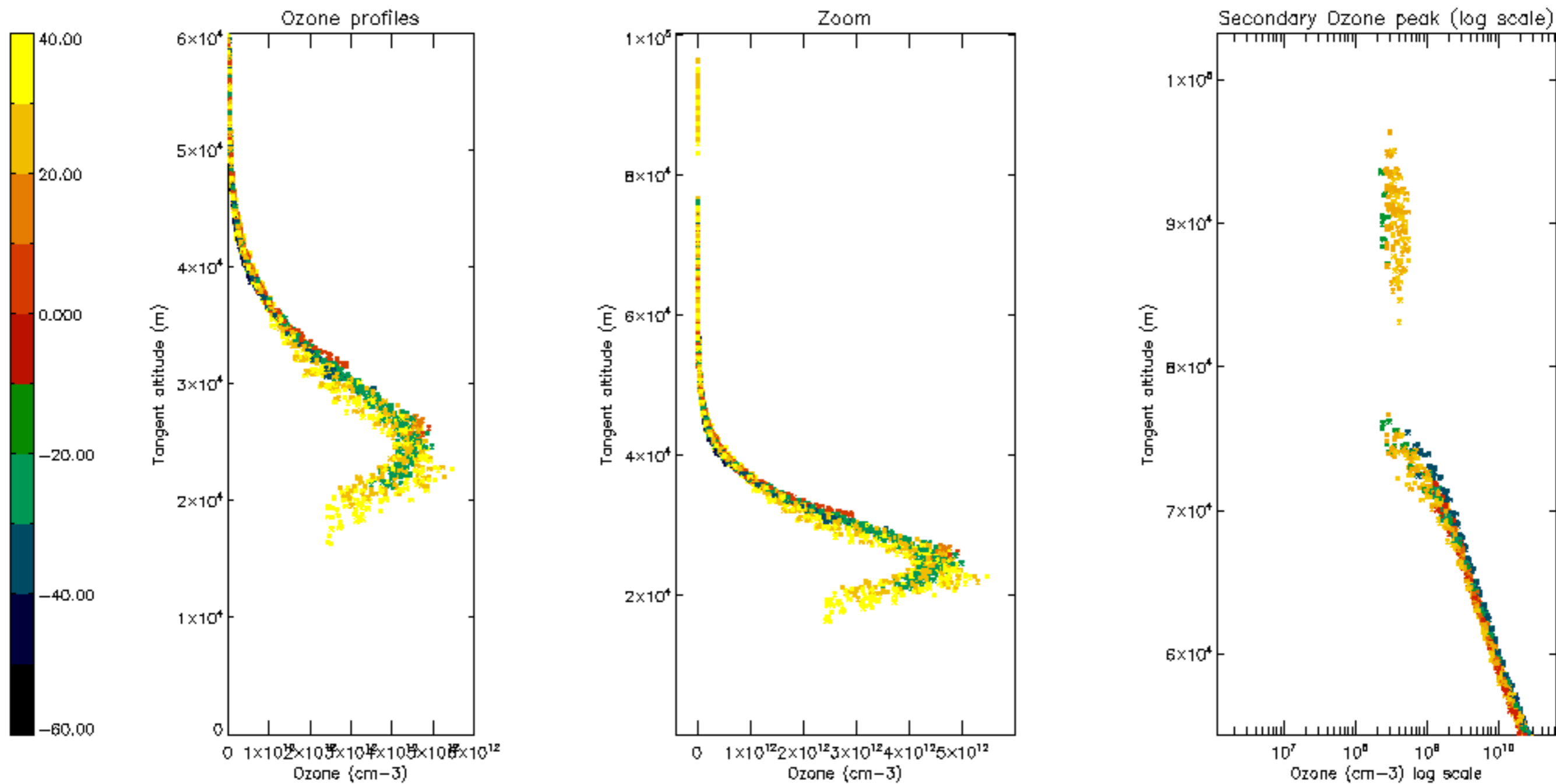
Percentage of saturation errors per profile

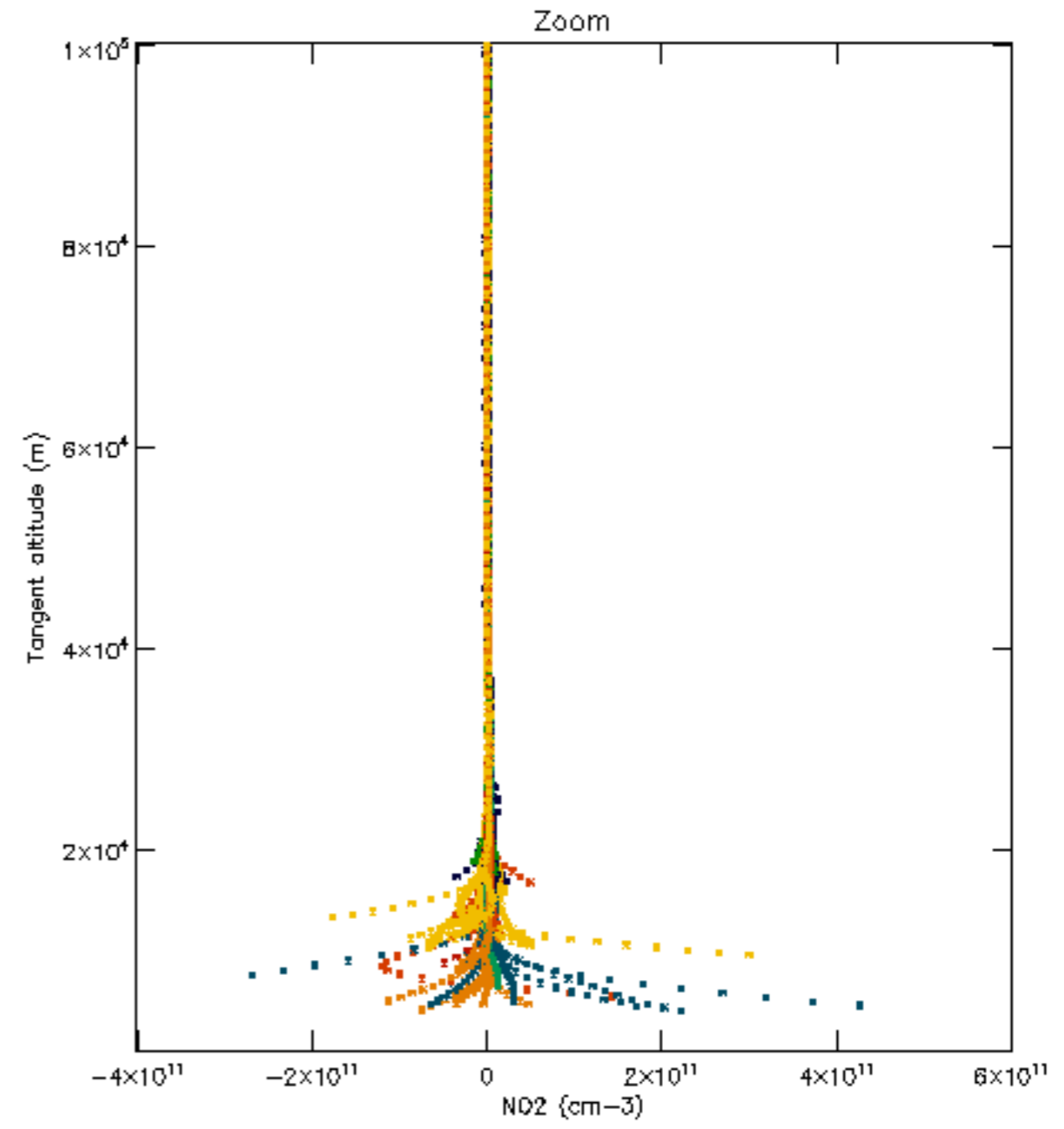
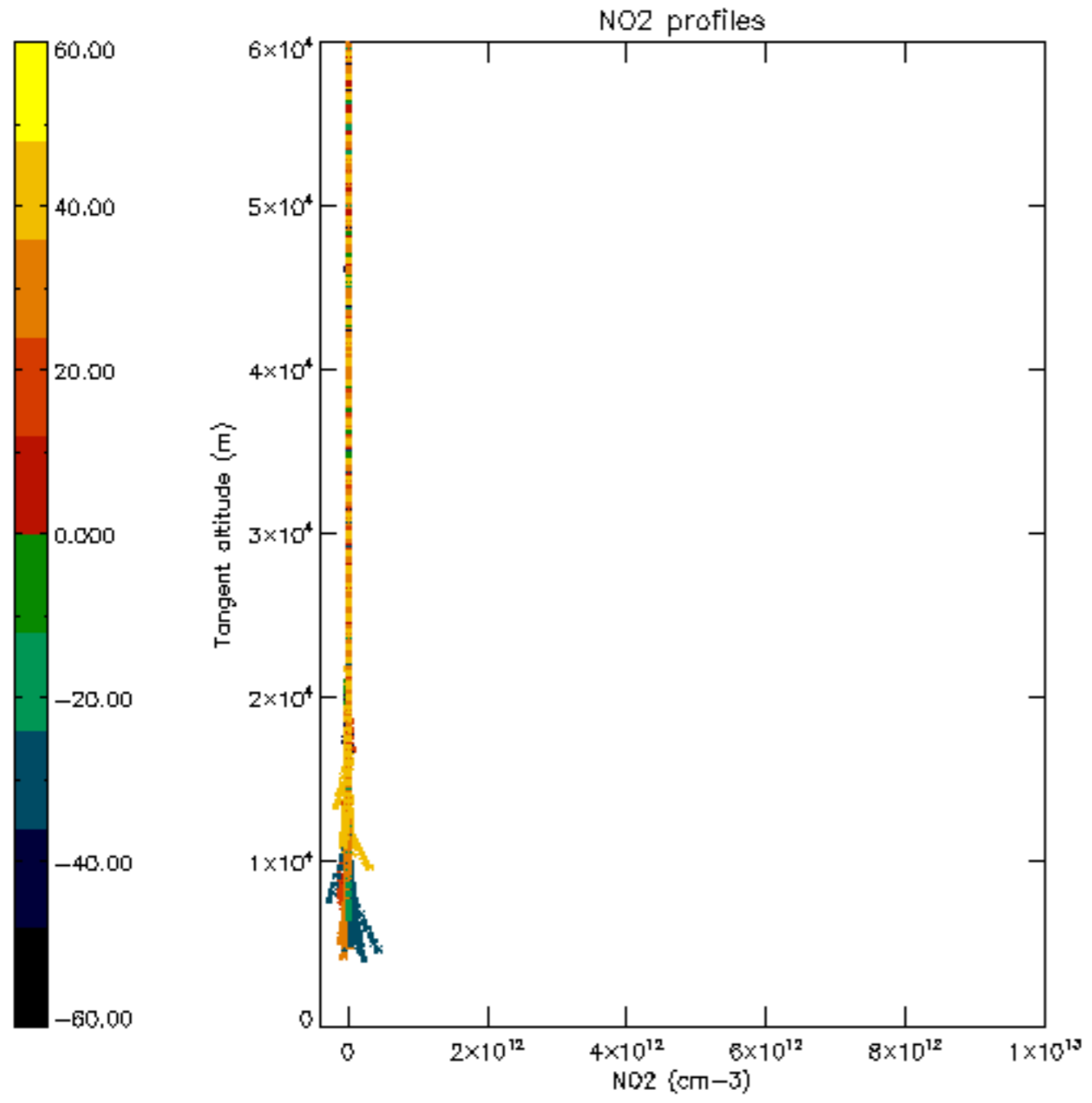


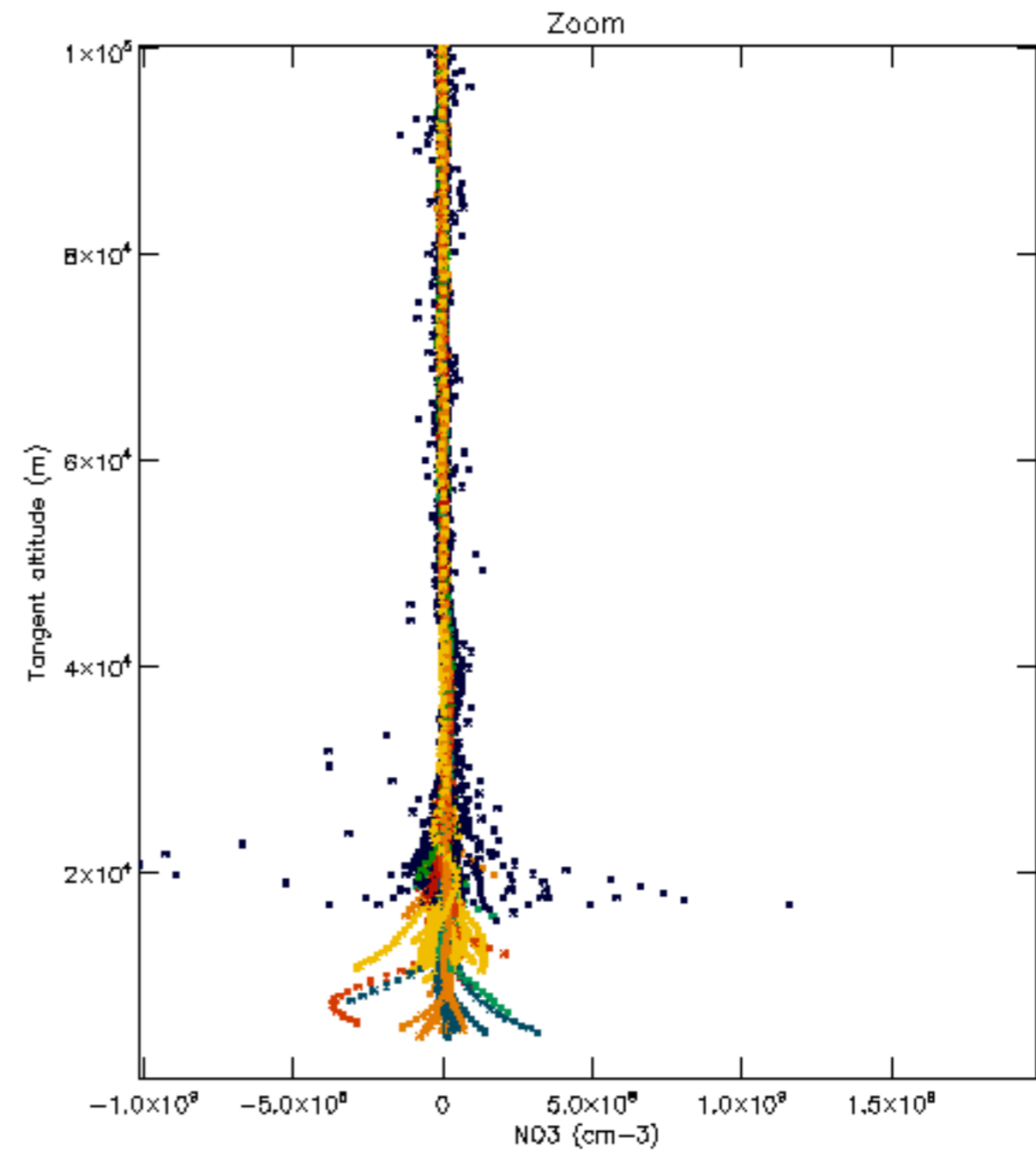
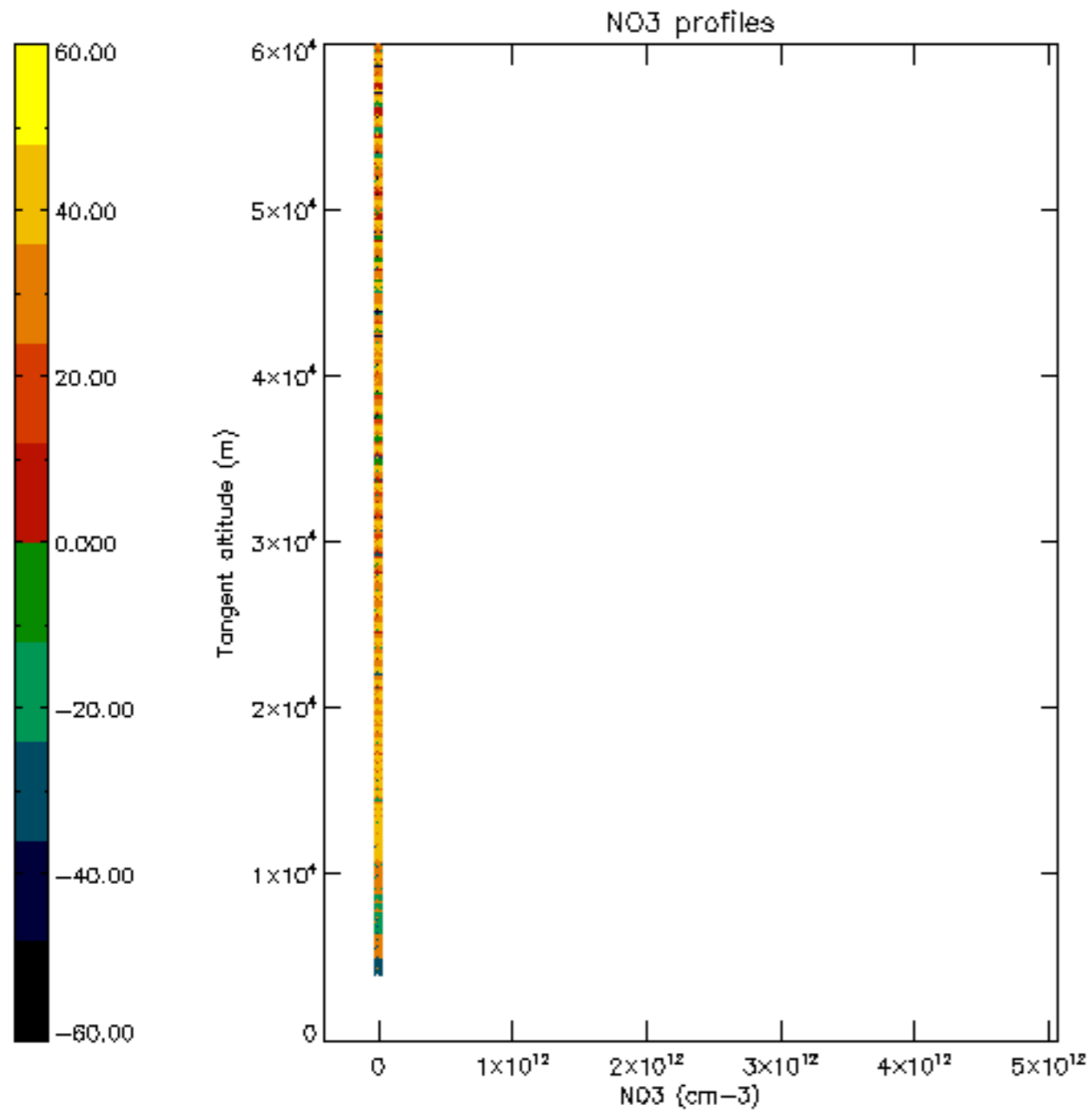


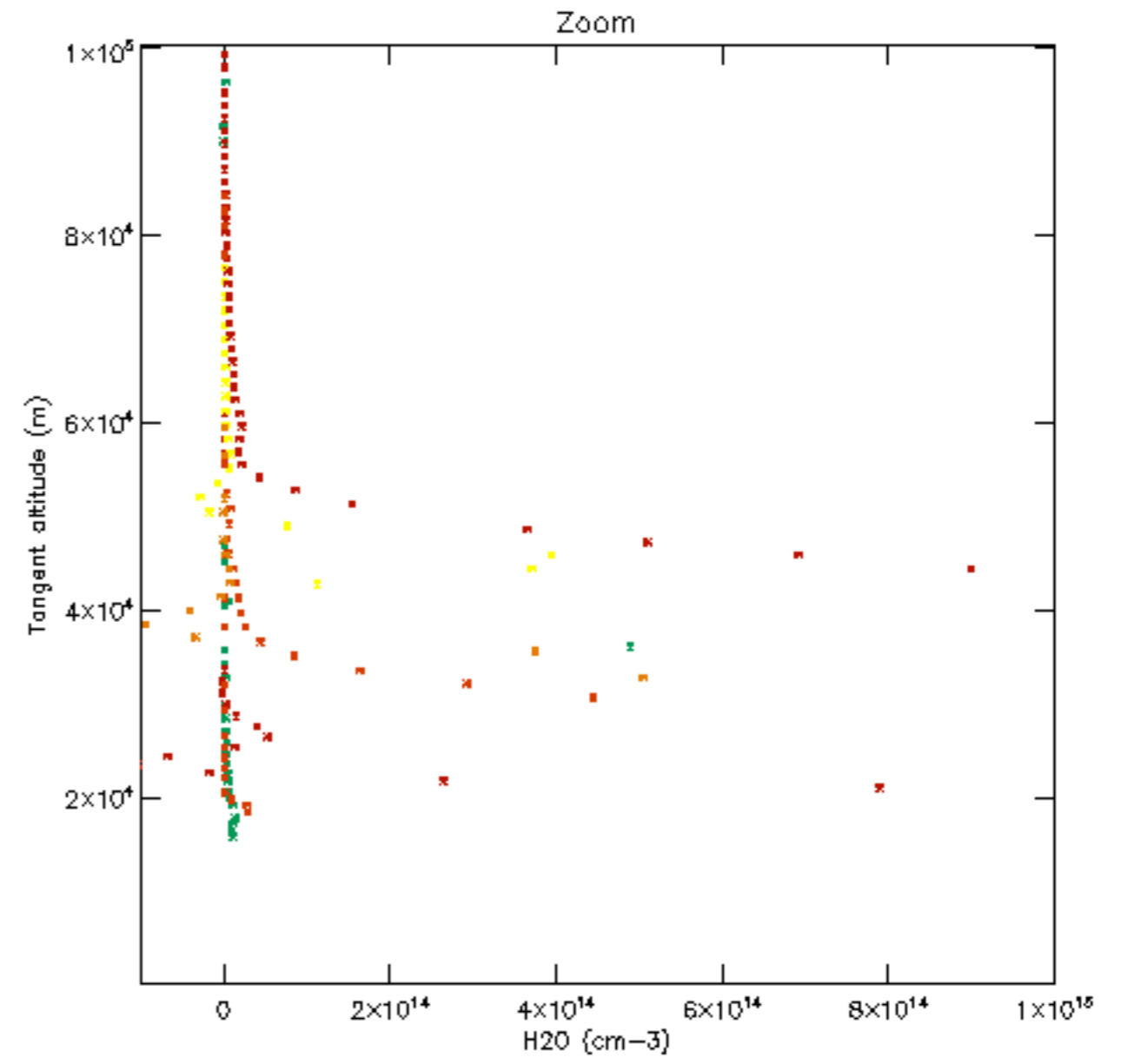
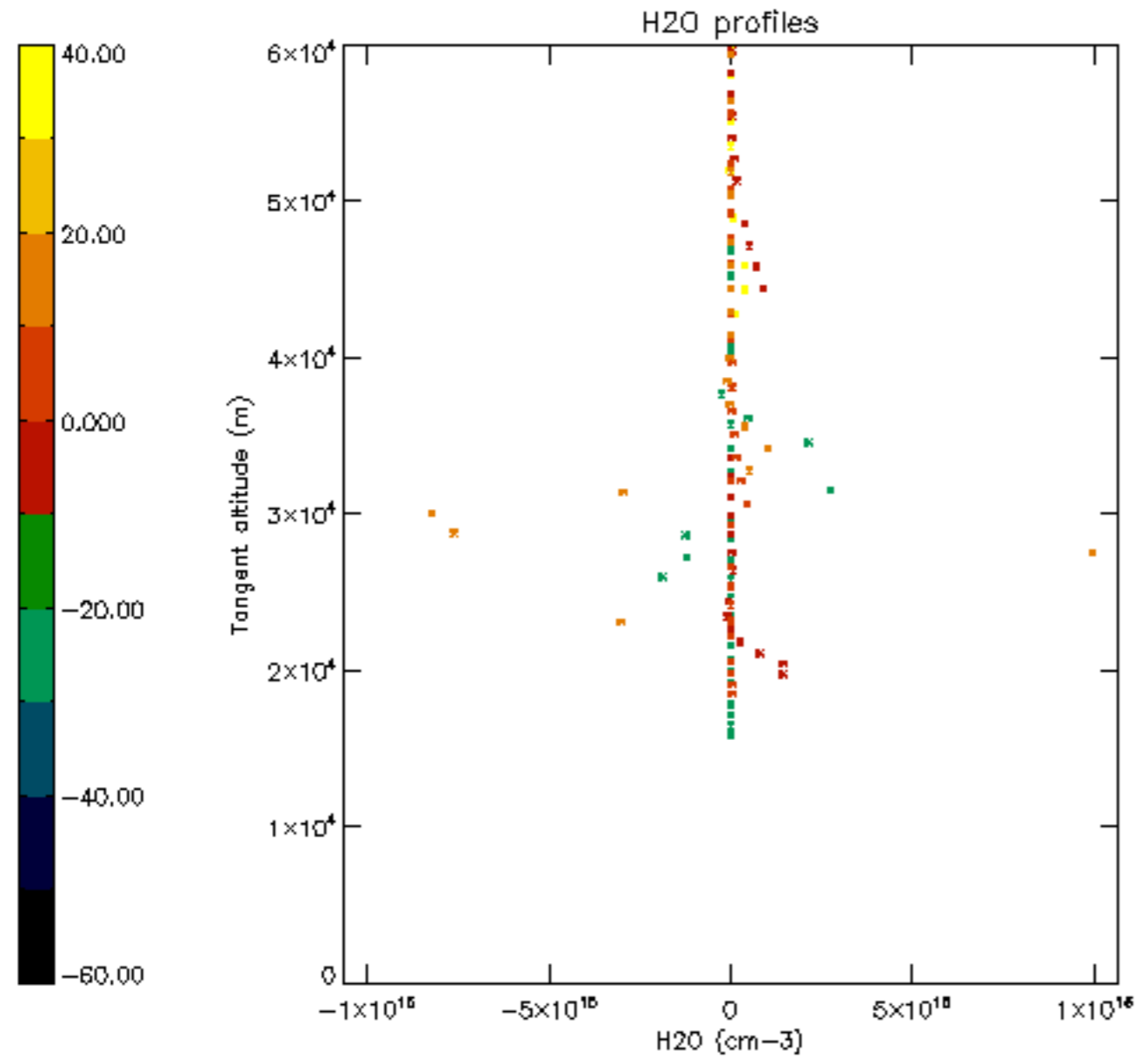


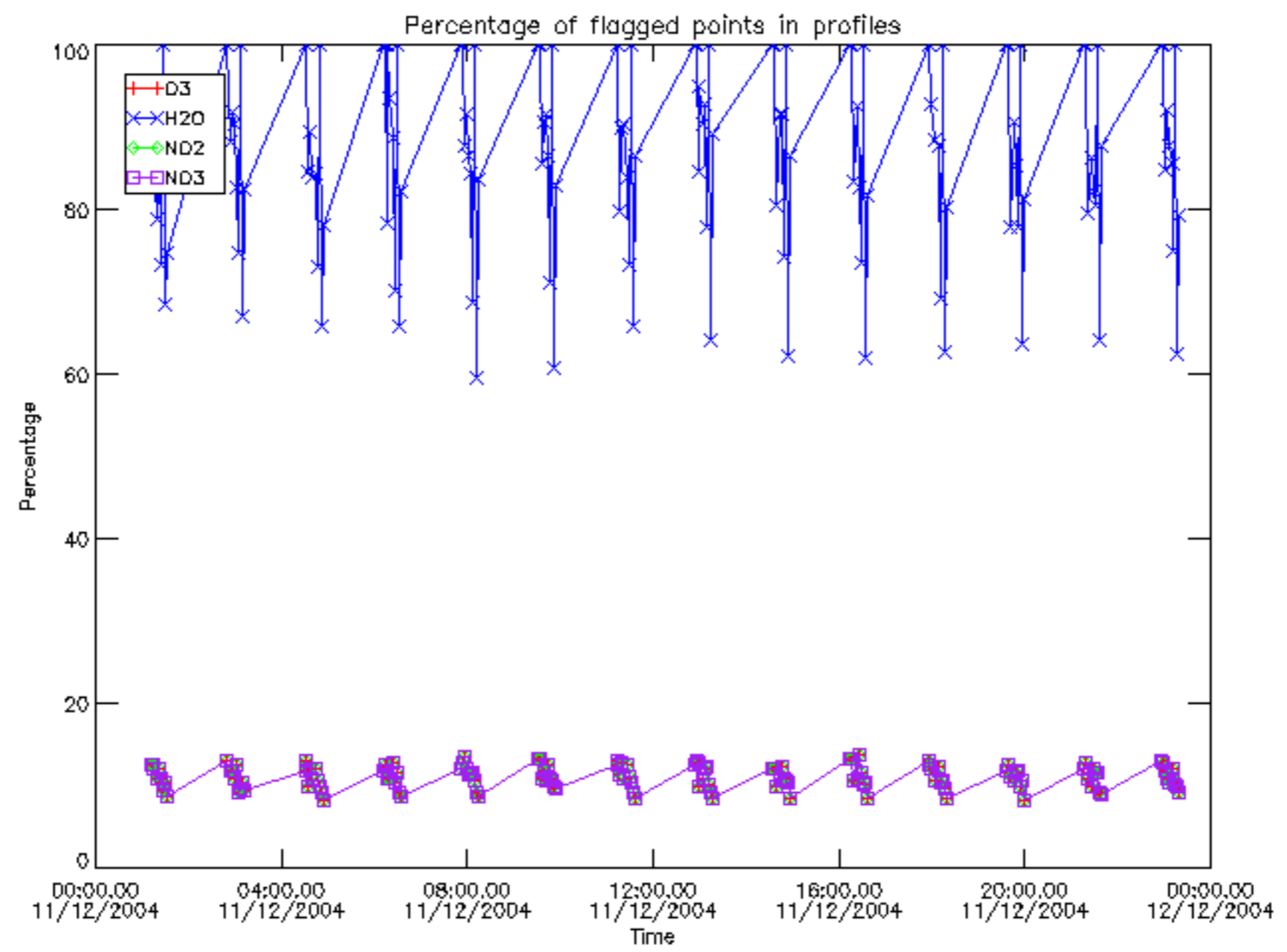




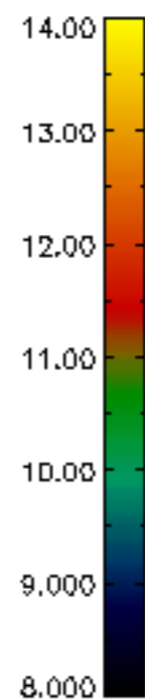
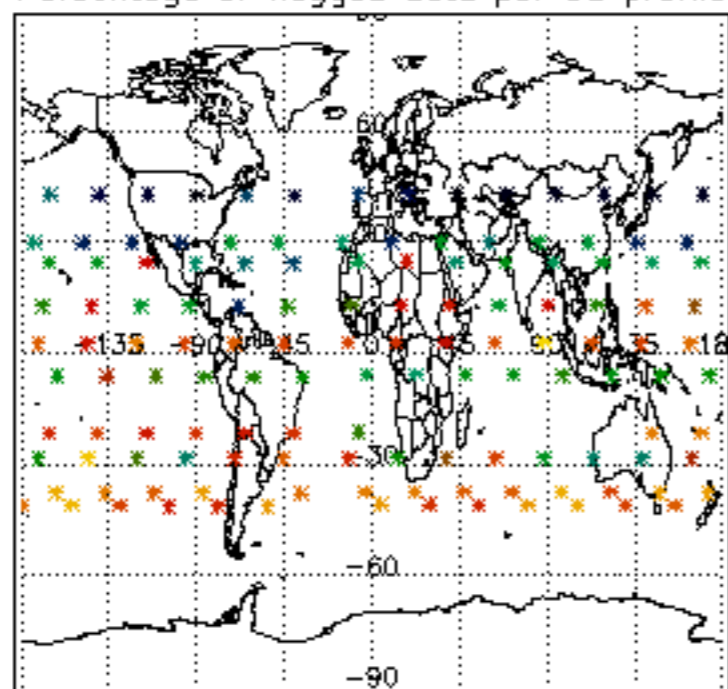




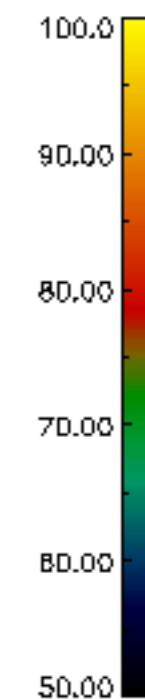
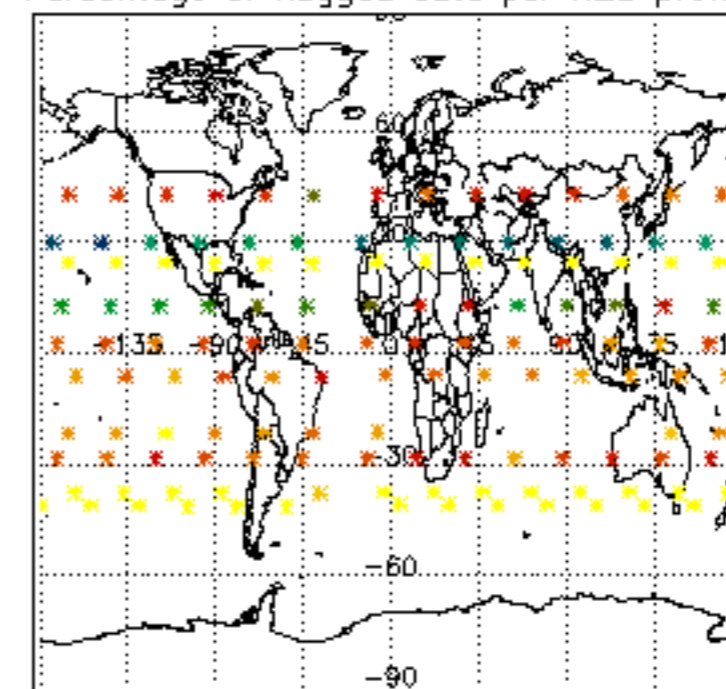




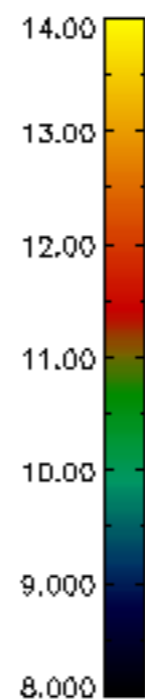
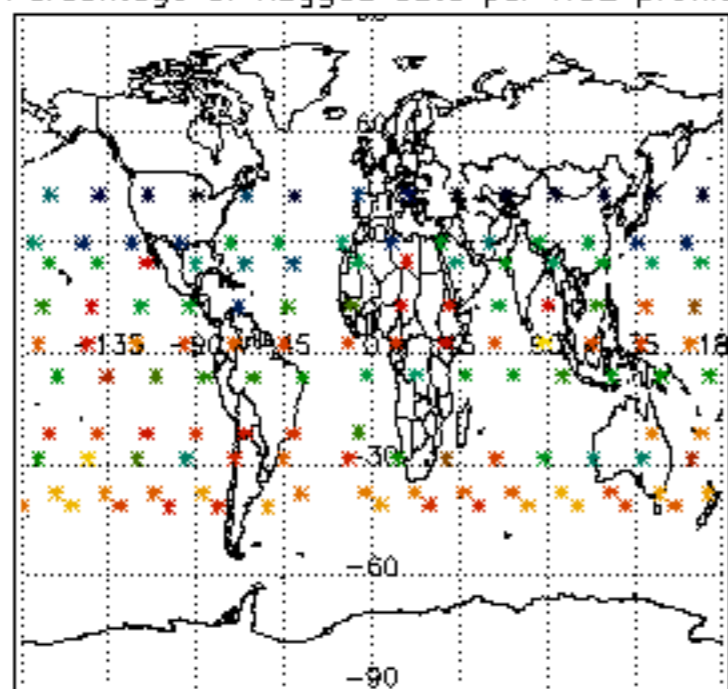
Percentage of flagged data per D3 profile



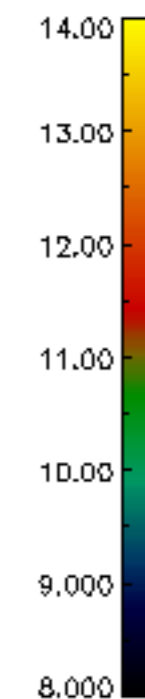
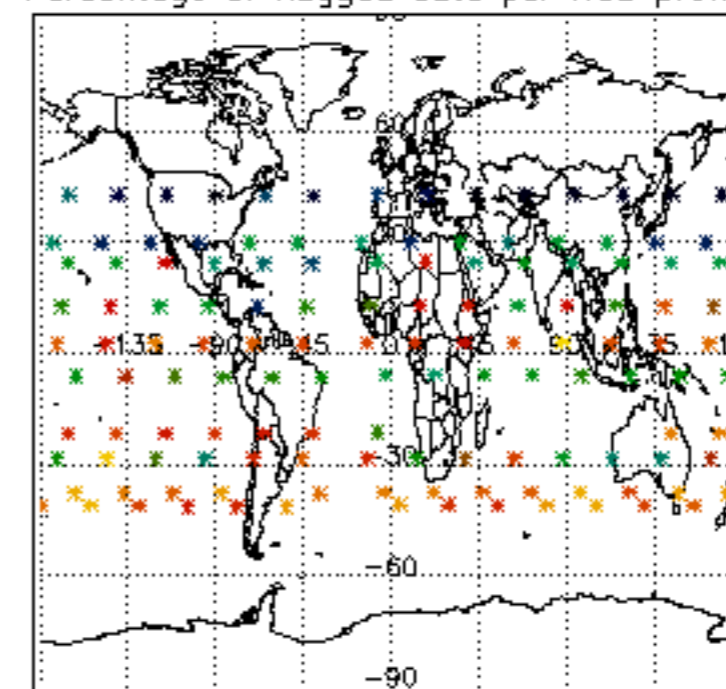
Percentage of flagged data per H2O profile

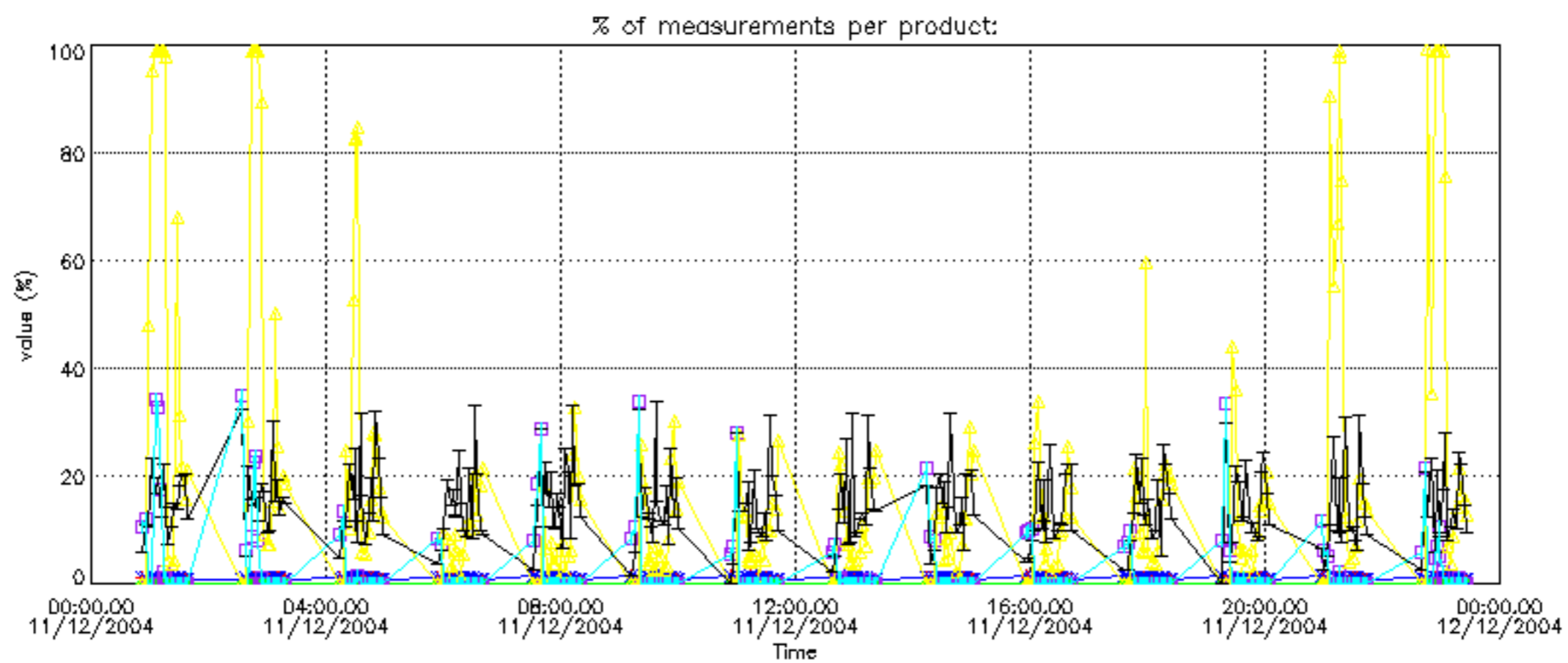


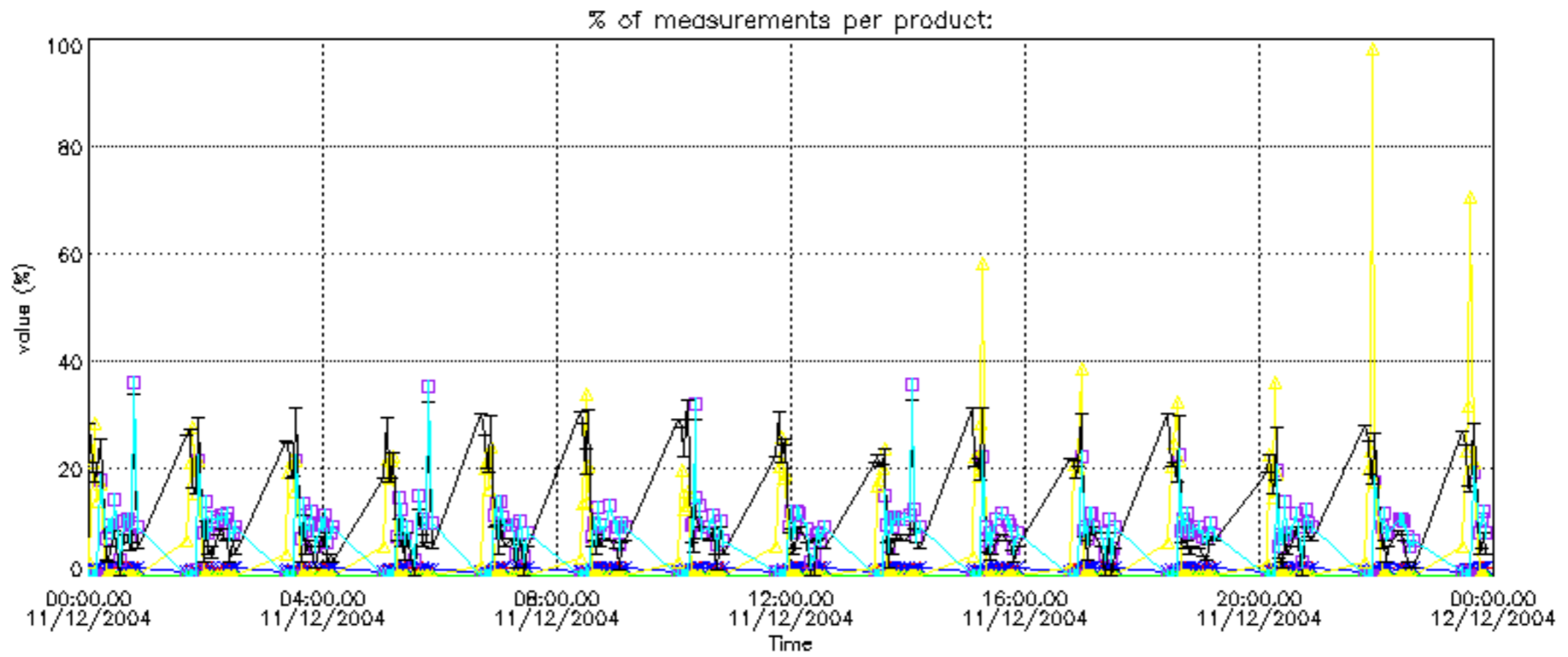
Percentage of flagged data per NO2 profile



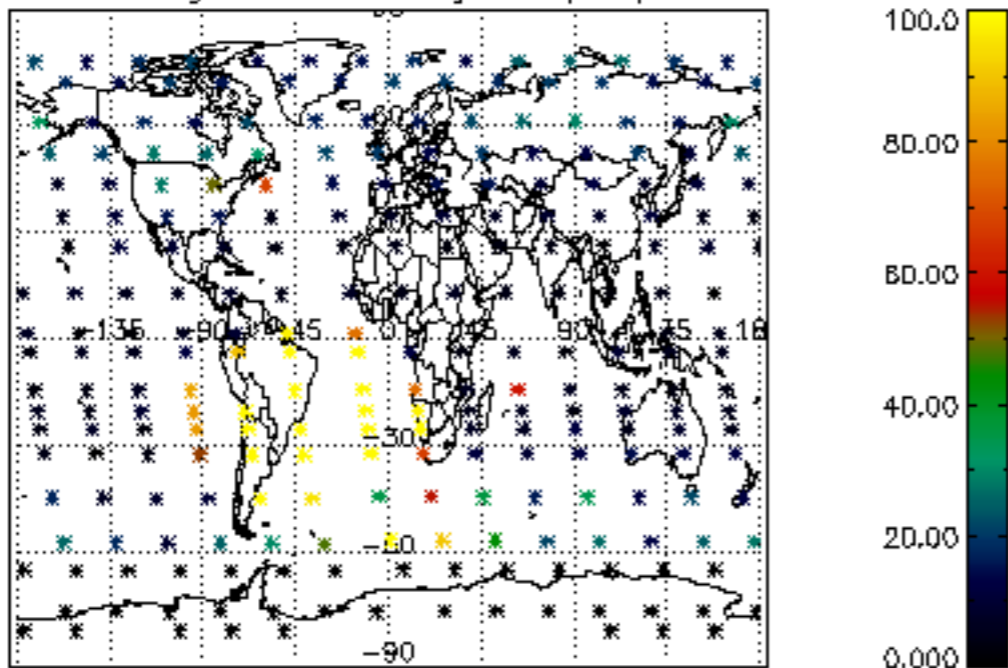
Percentage of flagged data per NO3 profile



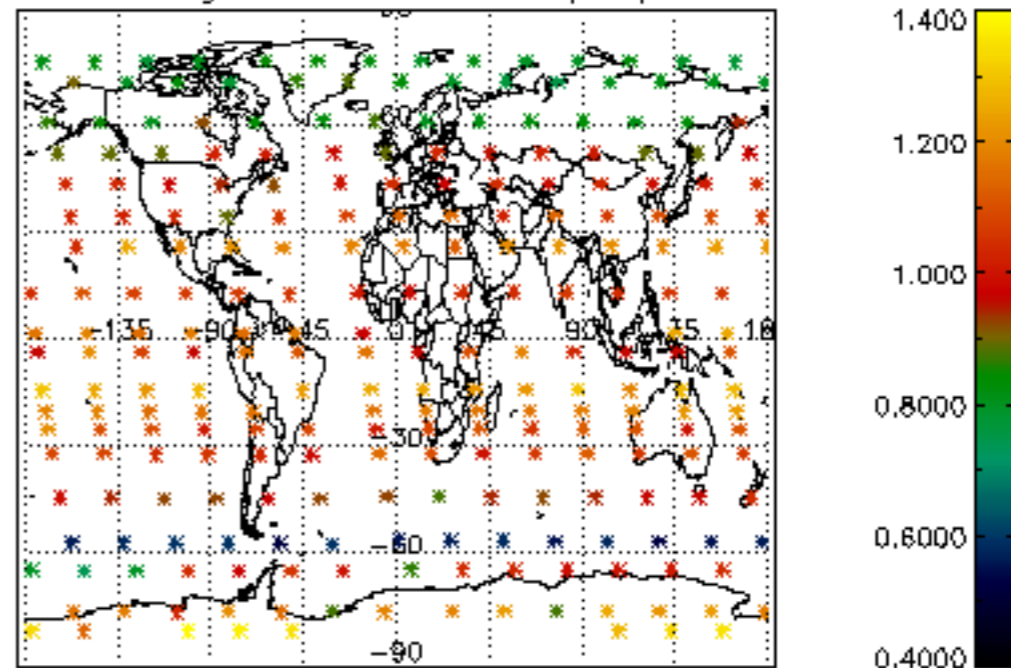




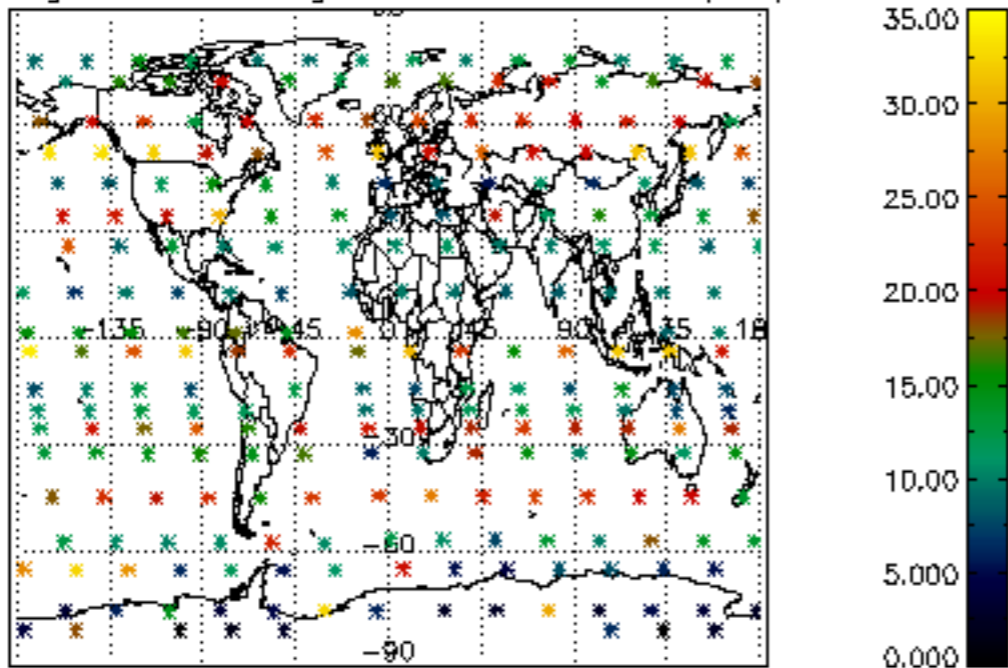
Percentage of cosmic ray hits per profile



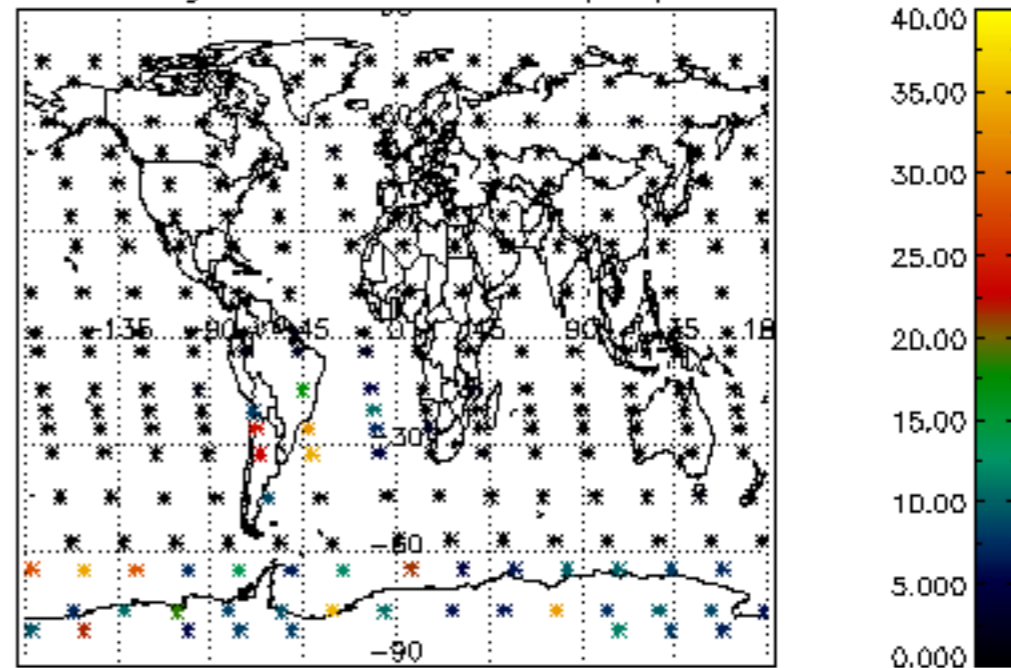
Percentage of datation errors per profile



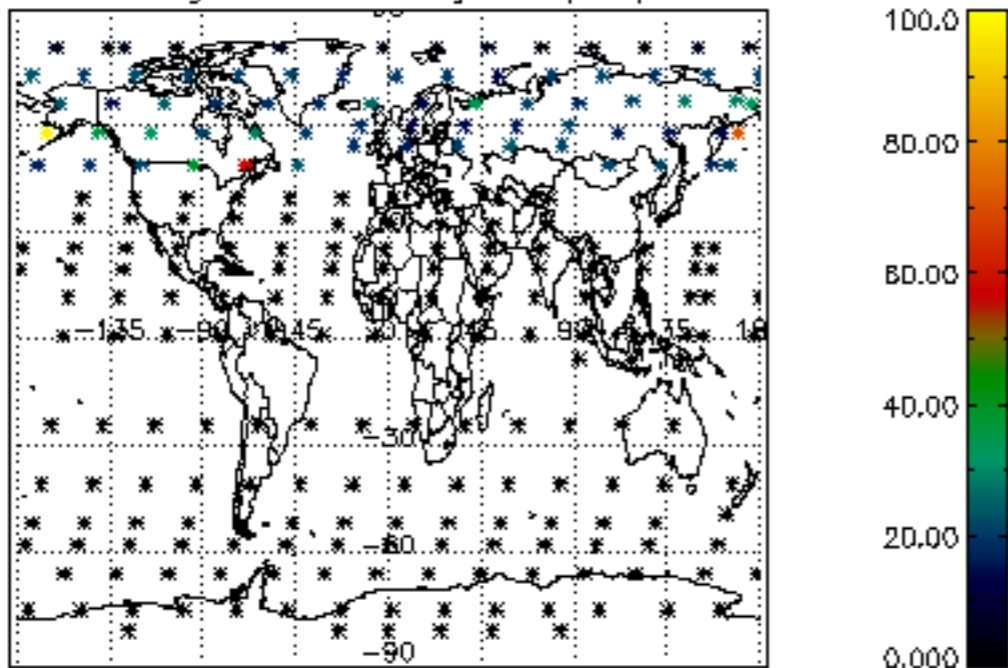
Percentage of star falling outside central band per profile



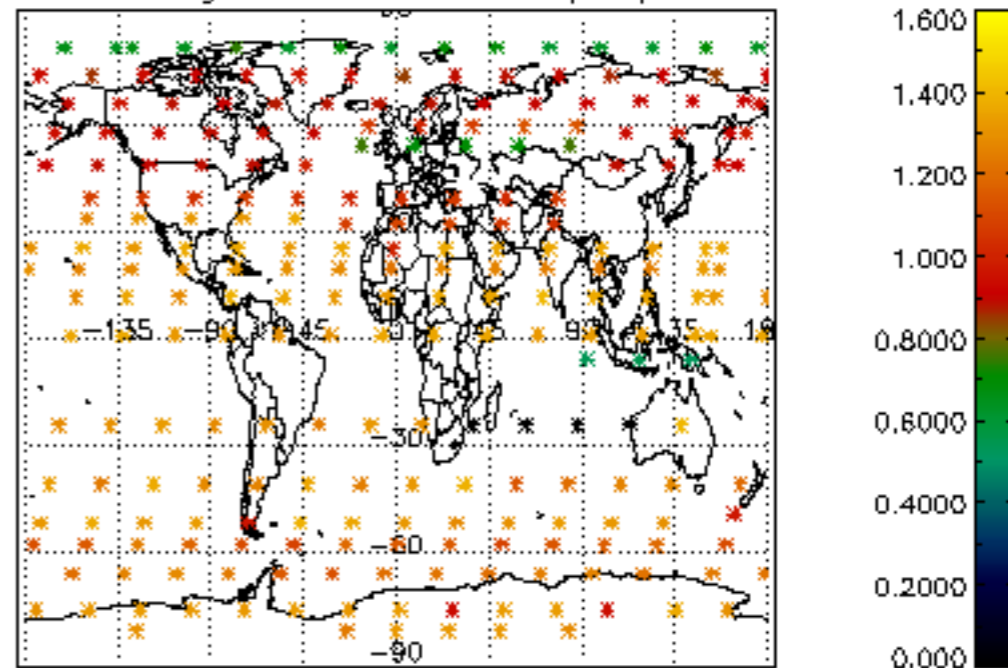
Percentage of saturation errors per profile



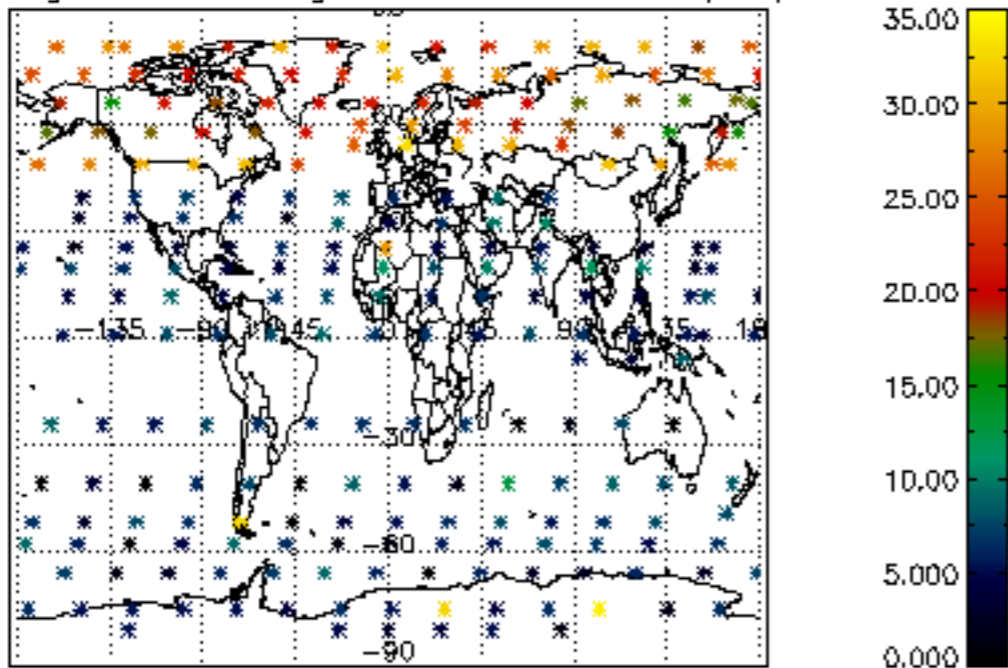
Percentage of cosmic ray hits per profile



Percentage of datation errors per profile



Percentage of star falling outside central band per profile



Percentage of saturation errors per profile

