

# GOMOS Level 2 Daily Report

## SUMMARY

### [1. General Info](#)

### [2. Summary of processed GOM\\_NL\\_2P products](#)

### [3. Level 2 Quality information per product](#)

#### [3.1 Plot of level 2 quality information per product \(time dependant\)](#)

#### [3.2 Plot of level 2 quality information per product \(world map\)](#)

### [4. Level 1 Quality information per product \(stored on level 2 products\)](#)

#### [4.1 Plot of level 1 quality information per product \(time dependant\)](#)

##### [4.1.1 Plot of level 1 quality information per product \(time dependant\): ASCENDING](#)

##### [4.1.2 Plot of level 1 quality information per product \(time dependant\): DESCENDING](#)

#### [4.2 Plot of level 1 quality information per product \(world map\)](#)

##### [4.2.1 Plot of level 1 quality information per product \(world map\): ASCENDING](#)

##### [4.2.2 Plot of level 1 quality information per product \(world map\): DESCENDING](#)

### [5. Ozone profiles based on quality statistics and other trace gas profiles](#)

#### [5.1 Ozone statistics based on quality of products](#)

#### [5.2 Plot ozone profiles for all STD \(dark without errors\)](#)

#### [5.3 Plot ozone profiles where STD < 20% \(dark without errors\)](#)

#### [5.4. Plot ozone profiles where STD < 10% \(dark without errors\)](#)

#### [5.5. Plot ozone profiles where STD < 5% \(dark without errors\)](#)

#### [5.6 Plot NO2 profiles for all STD \(dark without errors\)](#)

#### [5.7 Plot NO3 profiles for all STD \(dark without errors\)](#)

#### [5.8 Plot H2O profiles \(only for occultations of stars 1,2,3,4,13,14,16,26,63 dark without errors\) for all STD](#)

### [6. Auxiliary Data Files used for the production reported in section 2](#)

This report presents the daily analysis on parameters extracted from GOMOS level 2 data (GOM\_NL\_\_2P). It is intended to monitor some important parameters that will impact the quality of these products. A list of level 2 products (and content) that have arrived during the reporting day to the PCF is also given.

Item	Value
Time of report generation	22APR2013 09:27:24
Data source version	GOMOS/6.01
Start time of products	06-12-2004 (06DEC2004 00:00:00)
Stop time of products	07-12-2004 (07DEC2004 00:00:00)
Store outputs in DB	Yes
Nb of level 2 prods	283
Nb of prods with errors	0

## 2. Summary of processed GOM\_NL\_\_2P products.

Nr	Filename	UTC Start time	Limb	Duration	Star Id	Star Name	Star Mag	Star Temp	Nb Meas	Orbit	Prod. error
1	GOM_NL__2PRFIN20041206_063530_000000372032_00392_14474_6765.N1	06-DEC-2004 06:35:30	Bright	36.500	60	7Bet UMi	2.0810	3950.0	73	14474	No
2	GOM_NL__2PRFIN20041206_063657_000000472032_00392_14474_6766.N1	06-DEC-2004 06:36:57	Bright	46.500	36	50Alp UMa	1.8000	6300.0	93	14474	No
3	GOM_NL__2PRFIN20041206_063831_000000472032_00392_14474_6767.N1	06-DEC-2004 06:38:31	Bright	46.500	82	48Bet UMa	2.3650	10600.	93	14474	No
4	GOM_NL__2PRFIN20041206_064031_000000402032_00392_14474_6768.N1	06-DEC-2004 06:40:31	Bright	40.000	32	77Eps UMa	1.7630	11000.	80	14474	No
5	GOM_NL__2PRFIN20041206_064246_000000412032_00392_14474_6769.N1	06-DEC-2004 06:42:46	Bright	41.000	39	85Eta UMa	1.8540	24000.	82	14474	No
6	GOM_NL__2PRFIN20041206_064548_000000382032_00392_14474_6770.N1	06-DEC-2004 06:45:48	Bright	38.000	180	27Gam Boo	3.0400	8000.0	76	14474	No
7	GOM_NL__2PRFIN20041206_064852_000000372032_00392_14474_6771.N1	06-DEC-2004 06:48:52	Bright	37.000	83		2.3780	11000.	74	14474	No
8	GOM_NL__2PRFIN20041206_065159_000000392032_00392_14474_6772.N1	06-DEC-2004 06:51:59	Bright	38.500	111	8Eta Boo	2.6800	6000.0	77	14474	No
9	GOM_NL__2PRFIN20041206_065608_000001042032_00392_14474_6773.N1	06-DEC-2004 06:56:08	Twilight	104.00	96	68Del Leo	2.5600	9300.0	208	14474	No
10	GOM_NL__2PRFIN20041206_065958_000000552032_00392_14474_6774.N1	06-DEC-2004 06:59:58	Bright	54.500	121	29Gam Vir	2.7400	7200.0	109	14474	No
11	GOM_NL__2PRFIN20041206_070453_000000522032_00392_14474_6775.N1	06-DEC-2004 07:04:53	Dark	51.500	163	7Del Crv	2.9450	11000.	103	14474	No
12	GOM_NL__2PRFIN20041206_070626_000000512032_00392_14474_6776.N1	06-DEC-2004 07:06:26	Dark	51.000	106	9Bet Crv	2.6480	5600.0	102	14474	No
13	GOM_NL__2PRFIN20041206_070801_000000432032_00392_14474_6777.N1	06-DEC-2004 07:08:01	Dark	43.000	123	10 Cen	2.7500	10200.	86	14474	No
14	GOM_NL__2PRFIN20041206_070958_000000412032_00392_14474_6778.N1	06-DEC-2004 07:09:58	Dark	40.500	95	Zet Cen	2.5450	26000.	81	14474	No
15	GOM_NL__2PRFIN20041206_071148_000000412032_00392_14474_6779.N1	06-DEC-2004 07:11:48	Dark	40.500	77	Eps Cen	2.3030	28000.	81	14474	No
16	GOM_NL__2PRFIN20041206_071311_000000432032_00392_14474_6780.N1	06-DEC-2004 07:13:11	Dark	43.000	4	Alp1Cen	-0.010000	5800.0	86	14474	No
17	GOM_NL__2PRFIN20041206_071654_000000462032_00393_14475_6766.N1	06-DEC-2004 07:16:54	Dark	46.000	113	Mu Vel	2.6920	5000.0	92	14475	No
18	GOM_NL__2PRFIN20041206_072106_000000402032_00393_14475_6767.N1	06-DEC-2004 07:21:06	Dark	40.000	29	Bet Car	1.6720	10200.	80	14475	No
19	GOM_NL__2PRFIN20041206_072316_000000472032_00393_14475_6768.N1	06-DEC-2004 07:23:16	Dark	46.500	41	Eps Car	1.8600	4100.0	93	14475	No
20	GOM_NL__2PRFIN20041206_072535_000000522032_00393_14475_6769.N1	06-DEC-2004 07:25:35	Dark	51.500	34	Gam2Vel	1.7930	23000.	103	14475	No
21	GOM_NL__2PRFIN20041206_072829_000000532032_00393_14475_6770.N1	06-DEC-2004 07:28:29	Dark	52.500	2	Alp Car	-0.73600	7000.0	105	14475	No
22	GOM_NL__2PRFIN20041206_073043_000000642032_00393_14475_6771.N1	06-DEC-2004 07:30:43	Dark	63.500	117	Pi Pup	2.7060	3800.0	127	14475	No
23	GOM_NL__2PRFIN20041206_073417_000000652032_00393_14475_6772.N1	06-DEC-2004 07:34:17	Dark	64.500	23	21Eps CMa	1.5020	26000.	129	14475	No
24	GOM_NL__2PRFIN20041206_073619_000000702032_00393_14475_6773.N1	06-DEC-2004 07:36:19	Straylight	69.500	179	24Omi2CMa	3.0320	24000.	139	14475	No
25	GOM_NL__2PRFIN20041206_074001_000000912032_00393_14475_6774.N1	06-DEC-2004 07:40:01	Straylight	90.500	1	9Alp CMa	-1.4400	11000.	181	14475	No
26	GOM_NL__2PRFIN20041206_074330_000000592032_00393_14475_6775.N1	06-DEC-2004 07:43:30	Straylight	58.500	7	19Bet Ori	0.10000	14000.	117	14475	No
27	GOM_NL__2PRFIN20041206_074609_000000612032_00393_14475_6776.N1	06-DEC-2004 07:46:09	Straylight	61.000	30	46Eps Ori	1.6940	30000.	122	14475	No
28	GOM_NL__2PRFIN20041206_074843_000000562032_00393_14475_6777.N1	06-DEC-2004 07:48:43	Twilight	56.000	27	24Gam Ori	1.6360	26000.	112	14475	No
29	GOM_NL__2PRFIN20041206_075112_000000582032_00393_14475_6778.N1	06-DEC-2004 07:51:12	Bright	58.000	13	87Alp Tau	0.86700	3800.0	116	14475	No
30	GOM_NL__2PRFIN20041206_075338_000000422032_00393_14475_6779.N1	06-DEC-2004 07:53:38	Bright	41.500	50	13Alp Ari	2.0070	4250.0	83	14475	No
31	GOM_NL__2PRFIN20041206_075519_000000382032_00393_14475_6780.N1	06-DEC-2004 07:55:19	Bright	38.000	150	44Zet Per	2.8900	28000.	76	14475	No
32	GOM_NL__2PRFIN20041206_075645_000000462032_00393_14475_6781.N1	06-DEC-2004 07:56:45	Bright	45.500	114	310 Aur	2.6930	4600.0	91	14475	No
33	GOM_NL__2PRFIN20041206_075843_000000412032_00393_14475_6782.N1	06-DEC-2004 07:58:43	Bright	40.500	73	57Gam1And	2.2600	13100.	81	14475	No
34	GOM_NL__2PRFIN20041206_080018_000000392032_00393_14475_6783.N1	06-DEC-2004 08:00:18	Bright	39.000	35	33Alp Per	1.7950	6250.0	78	14475	No
35	GOM_NL__2PRFIN20041206_080230_000000482032_00393_14475_6784.N1	06-DEC-2004 08:02:30	Bright	48.000	42	34Bet Aur	1.9000	10200.	96	14475	No
36	GOM_NL__2PRFIN20041206_080436_000000392032_00393_14475_6785.N1	06-DEC-2004 08:04:36	Bright	39.000	76	27Gam Cas	2.3000	30000.	78	14475	No
37	GOM_NL__2PRFIN20041206_081123_000000392032_00393_14475_6786.N1	06-DEC-2004 08:11:23	Bright	38.500	49	1Alp UMi	1.9900	6300.0	77	14475	No
38	GOM_NL__2PRFIN20041206_081606_000000362032_00393_14475_6787.N1	06-DEC-2004 08:16:06	Bright	35.500	60	7Bet UMi	2.0810	3950.0	71	14475	No
39	GOM_NL__2PRFIN20041206_081733_000000462032_00393_14475_6788.N1	06-DEC-2004 08:17:33	Bright	46.000	36	50Alp UMa	1.8000	6300.0	92	14475	No
40	GOM_NL__2PRFIN20041206_081906_000000502032_00393_14475_6789.N1	06-DEC-2004 08:19:06	Bright	49.500	82	48Bet UMa	2.3650	10600.	99	14475	No
41	GOM_NL__2PRFIN20041206_082107_000000432032_00393_14475_6790.N1	06-DEC-2004 08:21:07	Bright	43.000	32	77Eps UMa	1.7630	11000.	86	14475	No
42	GOM_NL__2PRFIN20041206_082322_000000392032_00393_14475_6791.N1	06-DEC-2004 08:23:22	Bright	38.500	39	85Eta UMa	1.8540	24000.	77	14475	No

43	GOM_NL__2PRFIN20041206_082624_000000372032_00393_14475_6792.N1	06-DEC-2004 08:26:24	Bright	37.000	180	27Gam Boo	3.0400	8000.0	74	14475	No
44	GOM_NL__2PRFIN20041206_082929_000000372032_00393_14475_6793.N1	06-DEC-2004 08:29:29	Bright	37.000	83		2.3780	11000.	74	14475	No
45	GOM_NL__2PRFIN20041206_083235_000000392032_00393_14475_6794.N1	06-DEC-2004 08:32:35	Bright	39.000	111	8Eta Boo	2.6800	6000.0	78	14475	No
46	GOM_NL__2PRFIN20041206_083645_000001012032_00393_14475_6795.N1	06-DEC-2004 08:36:45	Twi_and_stray	101.00	96	68Del Leo	2.5600	9300.0	202	14475	No
47	GOM_NL__2PRFIN20041206_084034_000000502032_00393_14475_6796.N1	06-DEC-2004 08:40:34	Bright	49.500	121	29Gam Vir	2.7400	7200.0	99	14475	No
48	GOM_NL__2PRFIN20041206_084527_000000552032_00393_14475_6797.N1	06-DEC-2004 08:45:27	Dark	54.500	163	7Del Crv	2.9450	11000.	109	14475	No
49	GOM_NL__2PRFIN20041206_084703_000000532032_00393_14475_6798.N1	06-DEC-2004 08:47:03	Dark	53.000	106	9Bet Crv	2.6480	5600.0	106	14475	No
50	GOM_NL__2PRFIN20041206_084838_000000442032_00393_14475_6799.N1	06-DEC-2004 08:48:38	Dark	43.500	123	1ot Cen	2.7500	10200.	87	14475	No
51	GOM_NL__2PRFIN20041206_085034_000000412032_00393_14475_6800.N1	06-DEC-2004 08:50:34	Dark	41.000	95	Zet Cen	2.5450	26000.	82	14475	No
52	GOM_NL__2PRFIN20041206_085225_000000412032_00393_14475_6801.N1	06-DEC-2004 08:52:25	Dark	40.500	77	Eps Cen	2.3030	28000.	81	14475	No
53	GOM_NL__2PRFIN20041206_085347_000000522032_00393_14475_6802.N1	06-DEC-2004 08:53:47	Dark	52.000	4	Alp1Cen	-0.010000	5800.0	104	14475	No
54	GOM_NL__2PRFIN20041206_085607_000000392032_00394_14476_6767.N1	06-DEC-2004 08:56:07	Dark	38.500	12	Alp1Cru	0.77500	30000.	77	14476	No
55	GOM_NL__2PRFIN20041206_085731_000000472032_00394_14476_6768.N1	06-DEC-2004 08:57:31	Dark	46.500	113	Mu Vel	2.6920	5000.0	93	14476	No
56	GOM_NL__2PRFIN20041206_090143_000000422032_00394_14476_6769.N1	06-DEC-2004 09:01:43	Dark	42.000	29	Bet Car	1.6720	10200.	84	14476	No
57	GOM_NL__2PRFIN20041206_090353_000000442032_00394_14476_6770.N1	06-DEC-2004 09:03:53	Dark	43.500	41	Eps Car	1.8600	4100.0	87	14476	No
58	GOM_NL__2PRFIN20041206_090612_000000492032_00394_14476_6771.N1	06-DEC-2004 09:06:12	Dark	49.000	34	Gam2Vel	1.7930	23000.	98	14476	No
59	GOM_NL__2PRFIN20041206_090905_000000472032_00394_14476_6772.N1	06-DEC-2004 09:09:05	Dark	47.000	2	Alp Car	-0.73600	7000.0	94	14476	No
60	GOM_NL__2PRFIN20041206_091120_000000612032_00394_14476_6773.N1	06-DEC-2004 09:11:20	Dark	61.000	117	Pi Pup	2.7060	3800.0	122	14476	No
61	GOM_NL__2PRFIN20041206_091453_000000672032_00394_14476_6774.N1	06-DEC-2004 09:14:53	Dark	66.500	23	21Eps CMa	1.5020	26000.	133	14476	No
62	GOM_NL__2PRFIN20041206_091656_000000682032_00394_14476_6775.N1	06-DEC-2004 09:16:56	Straylight	68.000	179	24Omi2CMa	3.0320	24000.	136	14476	No
63	GOM_NL__2PRFIN20041206_092035_000000892032_00394_14476_6776.N1	06-DEC-2004 09:20:35	Straylight	89.000	1	9Alp CMa	-1.4400	11000.	178	14476	No
64	GOM_NL__2PRFIN20041206_092406_000000632032_00394_14476_6777.N1	06-DEC-2004 09:24:06	Straylight	63.000	7	19Bet Ori	0.10000	14000.	126	14476	No
65	GOM_NL__2PRFIN20041206_092645_000000582032_00394_14476_6778.N1	06-DEC-2004 09:26:45	Straylight	57.500	30	46Eps Ori	1.6940	30000.	115	14476	No
66	GOM_NL__2PRFIN20041206_092919_000000572032_00394_14476_6779.N1	06-DEC-2004 09:29:19	Twi_and_stray	56.500	27	24Gam Ori	1.6360	26000.	113	14476	No
67	GOM_NL__2PRFIN20041206_093147_000000582032_00394_14476_6780.N1	06-DEC-2004 09:31:47	Bright	58.000	13	87Alp Tau	0.86700	3800.0	116	14476	No
68	GOM_NL__2PRFIN20041206_093414_000000422032_00394_14476_6781.N1	06-DEC-2004 09:34:14	Bright	41.500	50	13Alp Ari	2.0070	4250.0	83	14476	No
69	GOM_NL__2PRFIN20041206_093555_000000382032_00394_14476_6782.N1	06-DEC-2004 09:35:55	Bright	38.000	150	44Zet Per	2.8900	28000.	76	14476	No
70	GOM_NL__2PRFIN20041206_093720_000000442032_00394_14476_6783.N1	06-DEC-2004 09:37:20	Bright	44.000	114	31ot Aur	2.6930	4600.0	88	14476	No
71	GOM_NL__2PRFIN20041206_093919_000000392032_00394_14476_6784.N1	06-DEC-2004 09:39:19	Bright	38.500	73	57Gam1And	2.2600	13100.	77	14476	No
72	GOM_NL__2PRFIN20041206_094054_000000372032_00394_14476_6785.N1	06-DEC-2004 09:40:54	Bright	36.500	35	33Alp Per	1.7950	6250.0	73	14476	No
73	GOM_NL__2PRFIN20041206_094305_000000482032_00394_14476_6786.N1	06-DEC-2004 09:43:05	Bright	47.500	42	34Bet Aur	1.9000	10200.	95	14476	No
74	GOM_NL__2PRFIN20041206_094513_000000372032_00394_14476_6787.N1	06-DEC-2004 09:45:13	Bright	36.500	76	27Gam Cas	2.3000	30000.	73	14476	No
75	GOM_NL__2PRFIN20041206_095159_000000392032_00394_14476_6788.N1	06-DEC-2004 09:51:59	Bright	38.500	49	1Alp UMi	1.9900	6300.0	77	14476	No
76	GOM_NL__2PRFIN20041206_095642_000000392032_00394_14476_6789.N1	06-DEC-2004 09:56:42	Bright	38.500	60	7Bet UMi	2.0810	3950.0	77	14476	No
77	GOM_NL__2PRFIN20041206_095808_000000492032_00394_14476_6790.N1	06-DEC-2004 09:58:08	Bright	48.500	36	50Alp UMa	1.8000	6300.0	97	14476	No
78	GOM_NL__2PRFIN20041206_095941_000000652032_00394_14476_6791.N1	06-DEC-2004 09:59:41	Bright	64.500	82	48Bet UMa	2.3650	10600.	129	14476	No
79	GOM_NL__2PRFIN20041206_100142_000000432032_00394_14476_6792.N1	06-DEC-2004 10:01:42	Bright	43.000	32	77Eps UMa	1.7630	11000.	86	14476	No
80	GOM_NL__2PRFIN20041206_100358_000000412032_00394_14476_6793.N1	06-DEC-2004 10:03:58	Bright	40.500	39	85Eta UMa	1.8540	24000.	81	14476	No
81	GOM_NL__2PRFIN20041206_100700_000000382032_00394_14476_6794.N1	06-DEC-2004 10:07:00	Bright	37.500	180	27Gam Boo	3.0400	8000.0	75	14476	No
82	GOM_NL__2PRFIN20041206_101005_000000362032_00394_14476_6795.N1	06-DEC-2004 10:10:05	Bright	36.000	83		2.3780	11000.	72	14476	No
83	GOM_NL__2PRFIN20041206_101311_000000552032_00394_14476_6796.N1	06-DEC-2004 10:13:11	Bright	55.000	111	8Eta Boo	2.6800	6000.0	110	14476	No
84	GOM_NL__2PRFIN20041206_101722_000001012032_00394_14476_6797.N1	06-DEC-2004 10:17:22	Twi_and_stray	101.00	96	68Del Leo	2.5600	9300.0	202	14476	No
85	GOM_NL__2PRFIN20041206_102111_000000542032_00394_14476_6798.N1	06-DEC-2004 10:21:11	Bright	54.000	121	29Gam Vir	2.7400	7200.0	108	14476	No
86	GOM_NL__2PRFIN20041206_102605_000000492032_00394_14476_6799.N1	06-DEC-2004 10:26:05	Dark	49.000	163	7Del Crv	2.9450	11000.	98	14476	No
87	GOM_NL__2PRFIN20041206_102740_000000492032_00394_14476_6800.N1	06-DEC-2004 10:27:40	Dark	48.500	106	9Bet Crv	2.6480	5600.0	97	14476	No
88	GOM_NL__2PRFIN20041206_102914_000000412032_00394_14476_6801.N1	06-DEC-2004 10:29:14	Dark	40.500	123	1ot Cen	2.7500	10200.	81	14476	No
89	GOM_NL__2PRFIN20041206_103110_000000402032_00394_14476_6802.N1	06-DEC-2004 10:31:10	Dark	39.500	95	Zet Cen	2.5450	26000.	79	14476	No
90	GOM_NL__2PRFIN20041206_103301_000000412032_00394_14476_6803.N1	06-DEC-2004 10:33:01	Dark	41.000	77	Eps Cen	2.3030	28000.	82	14476	No
91	GOM_NL__2PRFIN20041206_103423_000000462032_00394_14476_6804.N1	06-DEC-2004 10:34:23	Dark	46.000	4	Alp1Cen	-0.010000	5800.0	92	14476	No
92	GOM_NL__2PRFIN20041206_103644_000000462032_00395_14477_6768.N1	06-DEC-2004 10:36:44	Dark	45.500	12	Alp1Cru	0.77500	30000.	91	14477	No
93	GOM_NL__2PRFIN20041206_103808_000000462032_00395_14477_6769.N1	06-DEC-2004 10:38:08	Dark	46.000	113	Mu Vel	2.6920	5000.0	92	14477	No
94	GOM_NL__2PRFIN20041206_104219_000000412032_00395_14477_6770.N1	06-DEC-2004 10:42:19	Dark	41.000	29	Bet Car	1.6720	10200.	82	14477	No
95	GOM_NL__2PRFIN20041206_104429_000000482032_00395_14477_6771.N1	06-DEC-2004 10:44:29	Dark	47.500	41	Eps Car	1.8600	4100.0	95	14477	No
96	GOM_NL__2PRFIN20041206_104649_000000562032_00395_14477_6772.N1	06-DEC-2004 10:46:49	Dark	56.000	34	Gam2Vel	1.7930	23000.	112	14477	No
97	GOM_NL__2PRFIN20041206_104941_000000482032_00395_14477_6773.N1	06-DEC-2004 10:49:41	Dark	48.000	2	Alp Car	-0.73600	7000.0	96	14477	No
98	GOM_NL__2PRFIN20041206_105157_000000652032_00395_14477_6774.N1	06-DEC-2004 10:51:57	Dark	64.500	117	Pi Pup	2.7060	3800.0	129	14477	No
99	GOM_NL__2PRFIN20041206_105532_000000682032_00395_14477_6775.N1	06-DEC-2004 10:55:32	Dark	67.500	23	21Eps CMa	1.5020	26000.	135	14477	No
100	GOM_NL__2PRFIN20041206_105733_000000682032_00395_14477_6776.N1	06-DEC-2004 10:57:33	Straylight	68.000	179	24Omi2CMa	3.0320	24000.	136	14477	No
101	GOM_NL__2PRFIN20041206_110113_000000812032_00395_14477_6777.N1	06-DEC-2004 11:01:13	Straylight	80.500	1	9Alp CMa	-1.4400	11000.	161	14477	No

102	GOM_NL__2PRFIN20041206_110442_000000602032_00395_14477_6778.N1	06-DEC-2004 11:04:42	Straylight	59.500	7	19Bet Ori	0.10000	14000.	119	14477	No
103	GOM_NL__2PRFIN20041206_110721_000000562032_00395_14477_6779.N1	06-DEC-2004 11:07:21	Straylight	56.000	30	46Eps Ori	1.6940	30000.	112	14477	No
104	GOM_NL__2PRFIN20041206_110954_000000532032_00395_14477_6780.N1	06-DEC-2004 11:09:54	Tw_i_and_stray	52.500	27	24Gam Ori	1.6360	26000.	105	14477	No
105	GOM_NL__2PRFIN20041206_111222_000000562032_00395_14477_6781.N1	06-DEC-2004 11:12:22	Bright	55.500	13	87Alp Tau	0.86700	3800.0	111	14477	No
106	GOM_NL__2PRFIN20041206_111451_000000412032_00395_14477_6782.N1	06-DEC-2004 11:14:51	Bright	40.500	50	13Alp Ari	2.0070	4250.0	81	14477	No
107	GOM_NL__2PRFIN20041206_111630_000000392032_00395_14477_6783.N1	06-DEC-2004 11:16:30	Bright	39.000	150	44Zet Per	2.8900	28000.	78	14477	No
108	GOM_NL__2PRFIN20041206_111756_000000452032_00395_14477_6784.N1	06-DEC-2004 11:17:56	Bright	45.000	114	3Iot Aur	2.6930	4600.0	90	14477	No
109	GOM_NL__2PRFIN20041206_111955_000000402032_00395_14477_6785.N1	06-DEC-2004 11:19:55	Bright	39.500	73	57Gam1And	2.2600	13100.	79	14477	No
110	GOM_NL__2PRFIN20041206_112129_000000382032_00395_14477_6786.N1	06-DEC-2004 11:21:29	Bright	38.000	35	33Alp Per	1.7950	6250.0	76	14477	No
111	GOM_NL__2PRFIN20041206_112340_000000502032_00395_14477_6787.N1	06-DEC-2004 11:23:40	Bright	49.500	42	34Bet Aur	1.9000	10200.	99	14477	No
112	GOM_NL__2PRFIN20041206_112548_000000382032_00395_14477_6788.N1	06-DEC-2004 11:25:48	Bright	37.500	76	27Gam Cas	2.3000	30000.	75	14477	No
113	GOM_NL__2PRFIN20041206_113718_000000382032_00395_14477_6789.N1	06-DEC-2004 11:37:18	Bright	38.000	60	7Bet UMi	2.0810	3950.0	76	14477	No
114	GOM_NL__2PRFIN20041206_113844_000000472032_00395_14477_6790.N1	06-DEC-2004 11:38:44	Bright	47.000	36	50Alp UMa	1.8000	6300.0	94	14477	No
115	GOM_NL__2PRFIN20041206_114017_000000452032_00395_14477_6791.N1	06-DEC-2004 11:40:17	Bright	45.000	82	48Bet UMa	2.3650	10600.	90	14477	No
116	GOM_NL__2PRFIN20041206_114218_000000432032_00395_14477_6792.N1	06-DEC-2004 11:42:18	Bright	42.500	32	77Eps UMa	1.7630	11000.	85	14477	No
117	GOM_NL__2PRFIN20041206_114434_000000402032_00395_14477_6793.N1	06-DEC-2004 11:44:34	Bright	39.500	39	85Eta UMa	1.8540	24000.	79	14477	No
118	GOM_NL__2PRFIN20041206_114737_000000382032_00395_14477_6794.N1	06-DEC-2004 11:47:37	Bright	37.500	180	27Gam Boo	3.0400	8000.0	75	14477	No
119	GOM_NL__2PRFIN20041206_115041_000000372032_00395_14477_6795.N1	06-DEC-2004 11:50:41	Bright	36.500	83		2.3780	11000.	73	14477	No
120	GOM_NL__2PRFIN20041206_115347_000000392032_00395_14477_6796.N1	06-DEC-2004 11:53:47	Bright	38.500	111	8Eta Boo	2.6800	6000.0	77	14477	No
121	GOM_NL__2PRFIN20041206_115759_000000982032_00395_14477_6797.N1	06-DEC-2004 11:57:59	Tw_i_and_stray	98.000	96	68Del Leo	2.5600	9300.0	196	14477	No
122	GOM_NL__2PRFIN20041206_120147_000000542032_00395_14477_6798.N1	06-DEC-2004 12:01:47	Bright	54.000	121	29Gam Vir	2.7400	7200.0	108	14477	No
123	GOM_NL__2PRFIN20041206_120643_000000512032_00395_14477_6799.N1	06-DEC-2004 12:06:43	Dark	50.500	163	7Del Crv	2.9450	11000.	101	14477	No
124	GOM_NL__2PRFIN20041206_120816_000000512032_00395_14477_6800.N1	06-DEC-2004 12:08:16	Dark	50.500	106	9Bet Crv	2.6480	5600.0	101	14477	No
125	GOM_NL__2PRFIN20041206_120951_000000422032_00395_14477_6801.N1	06-DEC-2004 12:09:51	Dark	42.000	123	Iot Cen	2.7500	10200.	84	14477	No
126	GOM_NL__2PRFIN20041206_121146_000000402032_00395_14477_6802.N1	06-DEC-2004 12:11:46	Dark	39.500	95	Zet Cen	2.5450	26000.	79	14477	No
127	GOM_NL__2PRFIN20041206_121337_000000392032_00395_14477_6803.N1	06-DEC-2004 12:13:37	Dark	39.000	77	Eps Cen	2.3030	28000.	78	14477	No
128	GOM_NL__2PRFIN20041206_121459_000000432032_00395_14477_6804.N1	06-DEC-2004 12:14:59	Dark	43.000	4	Alp1Cen	-0.010000	5800.0	86	14477	No
129	GOM_NL__2PRFIN20041206_121720_000000412032_00396_14478_6768.N1	06-DEC-2004 12:17:20	Dark	40.500	12	Alp1Cru	0.77500	30000.	81	14478	No
130	GOM_NL__2PRFIN20041206_121845_000000462032_00396_14478_6769.N1	06-DEC-2004 12:18:45	Dark	46.000	113	Mu Vel	2.6920	5000.0	92	14478	No
131	GOM_NL__2PRFIN20041206_122255_000000422032_00396_14478_6770.N1	06-DEC-2004 12:22:55	Dark	42.000	29	Bet Car	1.6720	10200.	84	14478	No
132	GOM_NL__2PRFIN20041206_122505_000000462032_00396_14478_6771.N1	06-DEC-2004 12:25:05	Dark	45.500	41	Eps Car	1.8600	4100.0	91	14478	No
133	GOM_NL__2PRFIN20041206_122726_000000602032_00396_14478_6772.N1	06-DEC-2004 12:27:26	Dark	60.000	34	Gam2Vel	1.7930	23000.	120	14478	No
134	GOM_NL__2PRFIN20041206_123018_000000572032_00396_14478_6773.N1	06-DEC-2004 12:30:18	Dark	57.000	2	Alp Car	-0.73600	7000.0	114	14478	No
135	GOM_NL__2PRFIN20041206_123234_000000642032_00396_14478_6774.N1	06-DEC-2004 12:32:34	Dark	64.000	117	Pi Pup	2.7060	3800.0	128	14478	No
136	GOM_NL__2PRFIN20041206_123608_000000632032_00396_14478_6775.N1	06-DEC-2004 12:36:08	Dark	63.000	23	21Eps CMa	1.5020	26000.	126	14478	No
137	GOM_NL__2PRFIN20041206_123809_000000672032_00396_14478_6776.N1	06-DEC-2004 12:38:09	Straylight	67.000	179	24Omi2CMa	3.0320	24000.	134	14478	No
138	GOM_NL__2PRFIN20041206_124149_000000812032_00396_14478_6777.N1	06-DEC-2004 12:41:49	Straylight	81.000	1	9Alp CMa	-1.4400	11000.	162	14478	No
139	GOM_NL__2PRFIN20041206_124518_000000602032_00396_14478_6778.N1	06-DEC-2004 12:45:18	Straylight	60.000	7	19Bet Ori	0.10000	14000.	120	14478	No
140	GOM_NL__2PRFIN20041206_124756_000000602032_00396_14478_6779.N1	06-DEC-2004 12:47:56	Straylight	59.500	30	46Eps Ori	1.6940	30000.	119	14478	No
141	GOM_NL__2PRFIN20041206_125030_000000562032_00396_14478_6780.N1	06-DEC-2004 12:50:30	Tw_i_and_stray	56.000	27	24Gam Ori	1.6360	26000.	112	14478	No
142	GOM_NL__2PRFIN20041206_125258_000000532032_00396_14478_6781.N1	06-DEC-2004 12:52:58	Bright	52.500	13	87Alp Tau	0.86700	3800.0	105	14478	No
143	GOM_NL__2PRFIN20041206_125527_000000402032_00396_14478_6782.N1	06-DEC-2004 12:55:27	Bright	39.500	50	13Alp Ari	2.0070	4250.0	79	14478	No
144	GOM_NL__2PRFIN20041206_125706_000000392032_00396_14478_6783.N1	06-DEC-2004 12:57:06	Bright	38.500	150	44Zet Per	2.8900	28000.	77	14478	No
145	GOM_NL__2PRFIN20041206_125831_000000462032_00396_14478_6784.N1	06-DEC-2004 12:58:31	Bright	45.500	114	3Iot Aur	2.6930	4600.0	91	14478	No
146	GOM_NL__2PRFIN20041206_130031_000000402032_00396_14478_6785.N1	06-DEC-2004 13:00:31	Bright	40.000	73	57Gam1And	2.2600	13100.	80	14478	No
147	GOM_NL__2PRFIN20041206_130205_000000382032_00396_14478_6786.N1	06-DEC-2004 13:02:05	Bright	38.000	35	33Alp Per	1.7950	6250.0	76	14478	No
148	GOM_NL__2PRFIN20041206_130414_000000512032_00396_14478_6787.N1	06-DEC-2004 13:04:14	Bright	50.500	42	34Bet Aur	1.9000	10200.	101	14478	No
149	GOM_NL__2PRFIN20041206_130625_000000392032_00396_14478_6788.N1	06-DEC-2004 13:06:25	Bright	38.500	76	27Gam Cas	2.3000	30000.	77	14478	No
150	GOM_NL__2PRFIN20041206_131311_000000392032_00396_14478_6789.N1	06-DEC-2004 13:13:11	Bright	38.500	49	1Alp UMi	1.9900	6300.0	77	14478	No
151	GOM_NL__2PRFIN20041206_131754_000000392032_00396_14478_6790.N1	06-DEC-2004 13:17:54	Bright	38.500	60	7Bet UMi	2.0810	3950.0	77	14478	No
152	GOM_NL__2PRFIN20041206_131919_000000472032_00396_14478_6791.N1	06-DEC-2004 13:19:19	Bright	46.500	36	50Alp UMa	1.8000	6300.0	93	14478	No
153	GOM_NL__2PRFIN20041206_132052_000000482032_00396_14478_6792.N1	06-DEC-2004 13:20:52	Bright	48.000	82	48Bet UMa	2.3650	10600.	96	14478	No
154	GOM_NL__2PRFIN20041206_132254_000000432032_00396_14478_6793.N1	06-DEC-2004 13:22:54	Bright	43.000	32	77Eps UMa	1.7630	11000.	86	14478	No
155	GOM_NL__2PRFIN20041206_132510_000000382032_00396_14478_6794.N1	06-DEC-2004 13:25:10	Bright	38.000	39	85Eta UMa	1.8540	24000.	76	14478	No
156	GOM_NL__2PRFIN20041206_132812_000000372032_00396_14478_6795.N1	06-DEC-2004 13:28:12	Bright	37.000	180	27Gam Boo	3.0400	8000.0	74	14478	No
157	GOM_NL__2PRFIN20041206_133117_000000382032_00396_14478_6796.N1	06-DEC-2004 13:31:17	Bright	38.000	83		2.3780	11000.	76	14478	No
158	GOM_NL__2PRFIN20041206_133423_000000392032_00396_14478_6797.N1	06-DEC-2004 13:34:23	Bright	38.500	111	8Eta Boo	2.6800	6000.0	77	14478	No
159	GOM_NL__2PRFIN20041206_133836_000001042032_00396_14478_6798.N1	06-DEC-2004 13:38:36	Tw_i_and_stray	103.50	96	68Del Leo	2.5600	9300.0	207	14478	No
160	GOM_NL__2PRFIN20041206_134224_000000522032_00396_14478_6799.N1	06-DEC-2004 13:42:24	Bright	51.500	121	29Gam Vir	2.7400	7200.0	103	14478	No





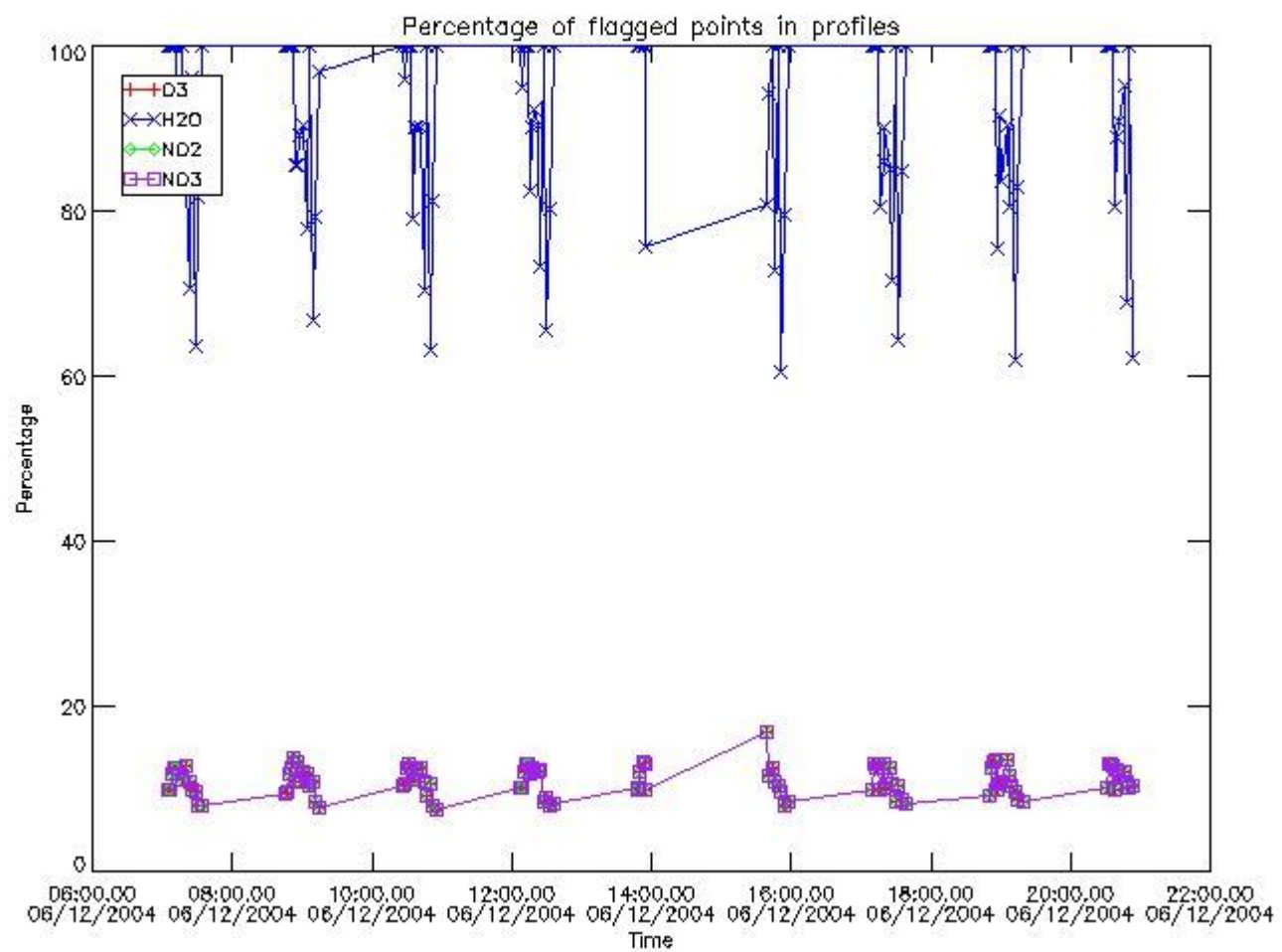


279	GOM_NL__2PRFIN20041206_204149_000000442032_00401_14483_6789.N1	06-DEC-2004 20:41:49	Dark	44.000	113	Mu Vel	2.6920	5000.0	88	14483	No
280	GOM_NL__2PRFIN20041206_204557_000000432032_00401_14483_6790.N1	06-DEC-2004 20:45:57	Dark	42.500	29	Bet Car	1.6720	10200.	85	14483	No
281	GOM_NL__2PRFIN20041206_204808_000000522032_00401_14483_6791.N1	06-DEC-2004 20:48:08	Dark	52.000	41	Eps Car	1.8600	4100.0	104	14483	No
282	GOM_NL__2PRFIN20041206_205029_000000512032_00401_14483_6792.N1	06-DEC-2004 20:50:29	Dark	50.500	34	Gam2Vel	1.7930	23000.	101	14483	No
283	GOM_NL__2PRFIN20041206_205320_000000492032_00401_14483_6793.N1	06-DEC-2004 20:53:20	Dark	49.000	2	Alp Car	-0.73600	7000.0	98	14483	No

### 3. Quality information per product

In this section it is plotted some information contained in the Quality Summary data set of the level 2 products. Only products in dark limb conditions and without errors (error flag in the MPH set to "0") are used.

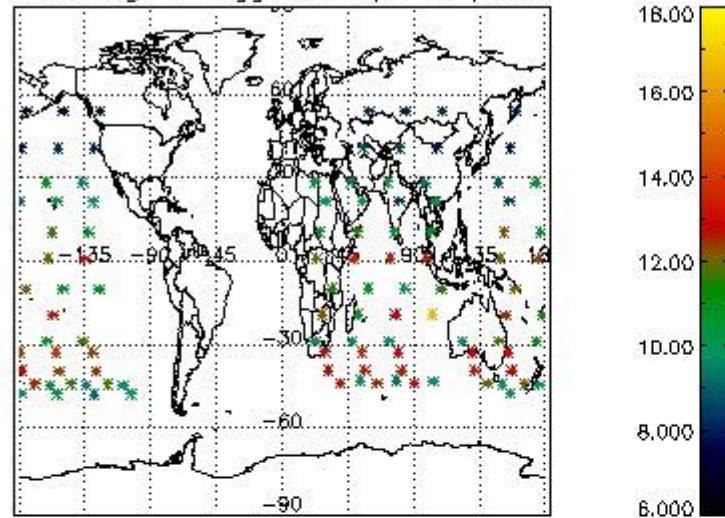
#### 3.1 Plot quality information per product (time dependant)



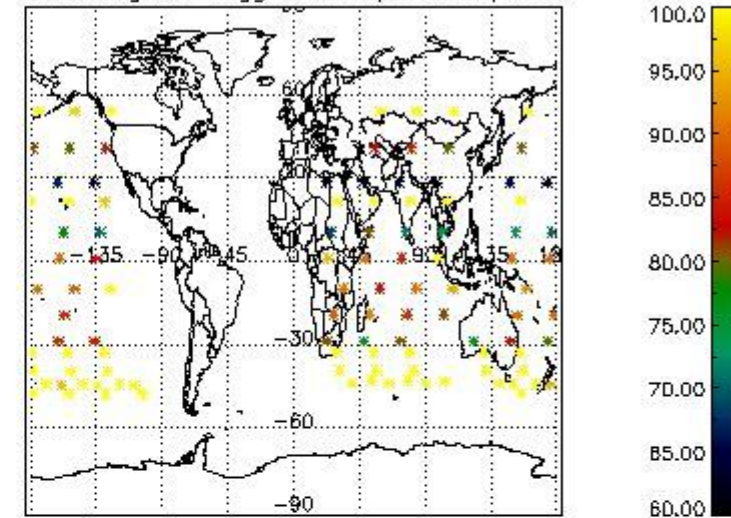
#### 3.2 Plot quality information per product (world map)



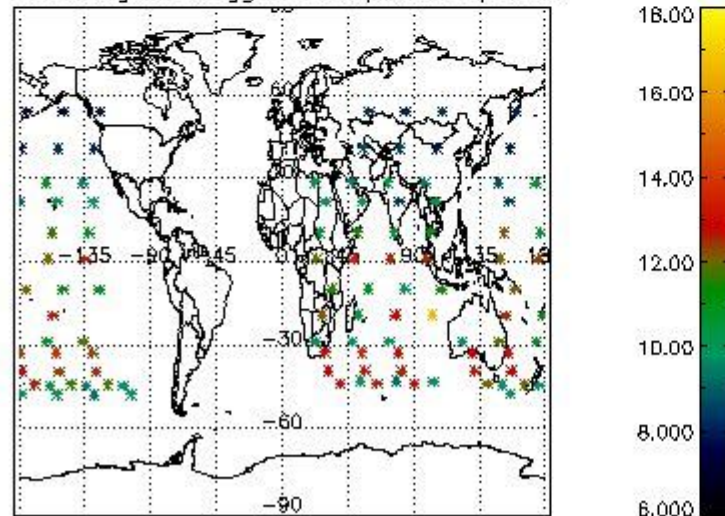
Percentage of flagged data per O3 profile



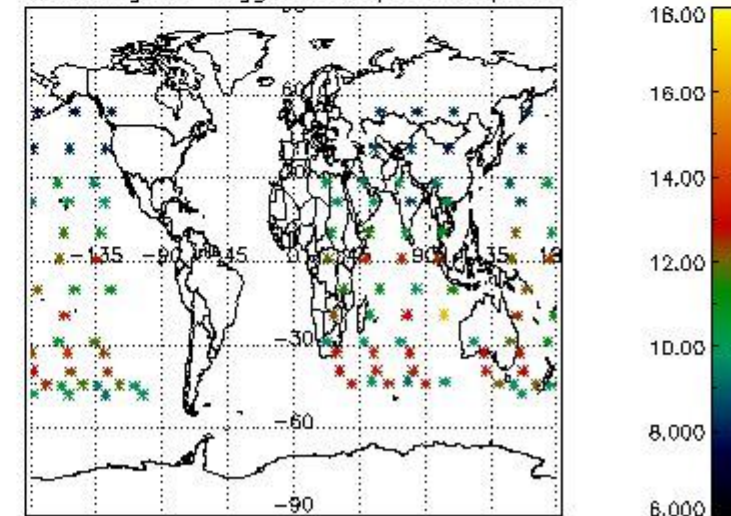
Percentage of flagged data per H2O profile



Percentage of flagged data per NO2 profile



Percentage of flagged data per NO3 profile



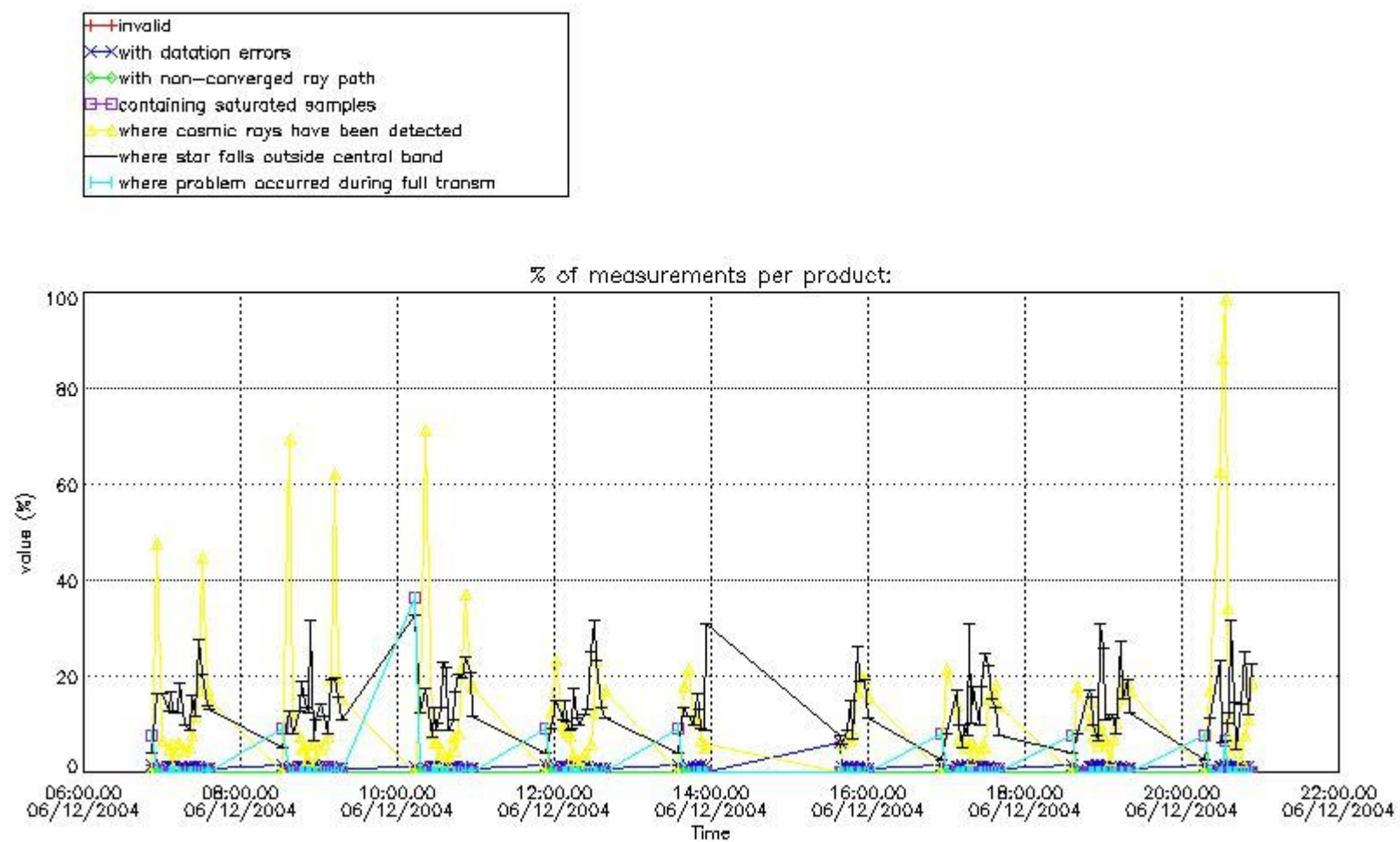
#### 4. Level 1 quality information per product

In this section it is plotted some information contained in the Quality Summary data set of the level 2 products that comes from the level 1b processing. Products without errors (error flag in the MPH set to "0") are used.

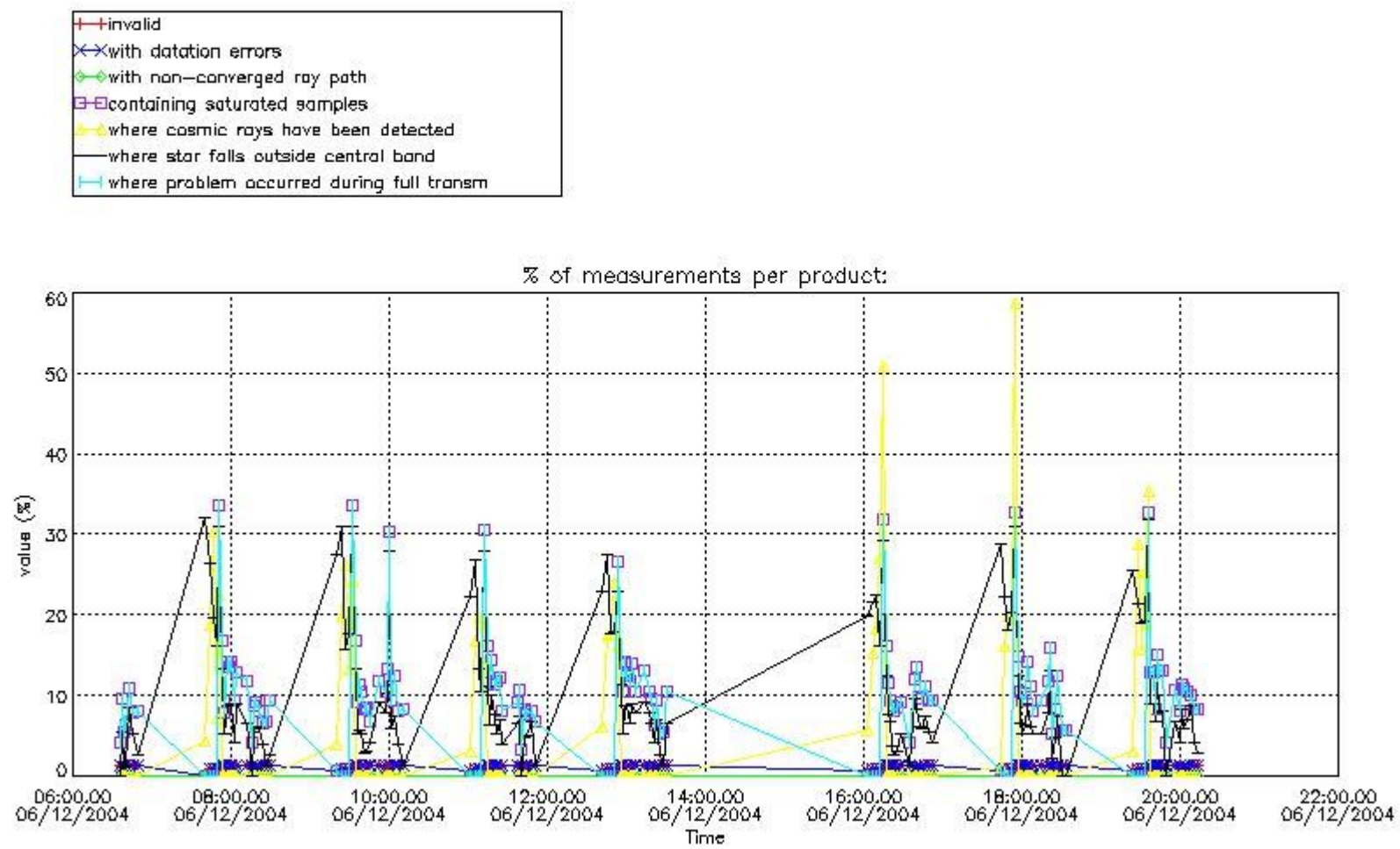
##### 4.1 Plot quality information per product (time dependant) coming from level 1b processing

###### 4.1.1 Plot level 1 quality information per product (time dependant): ENVISAT ASCENDING passes





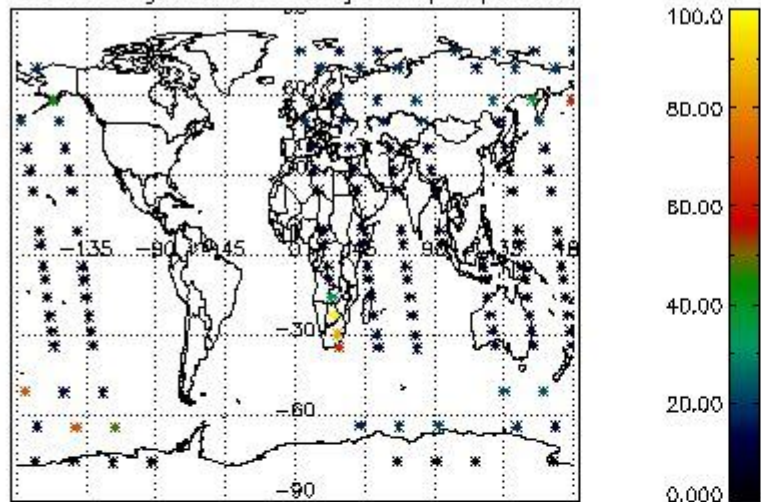
4.1.2 Plot level 1 quality information per product (time dependant): ENVI SAT DESCENDING passes



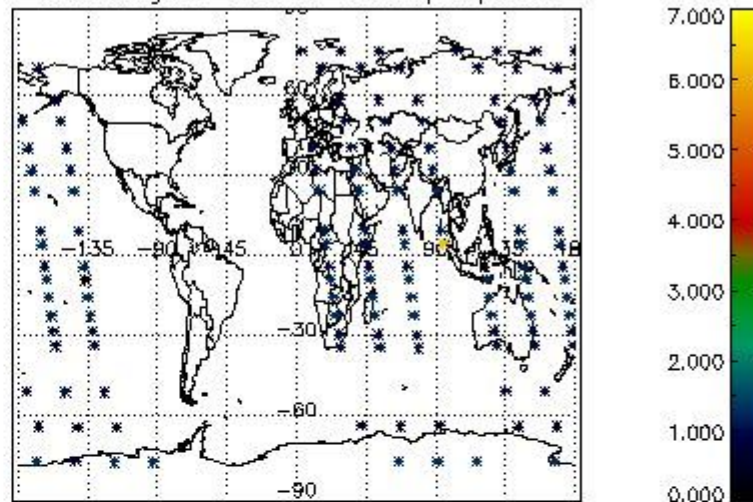
#### 4.2 Plot quality information per product coming from level 1b processing (world map)

##### 4.2.1 Plot level 1 quality information per product (world map): ENVISAT ASCENDING passes

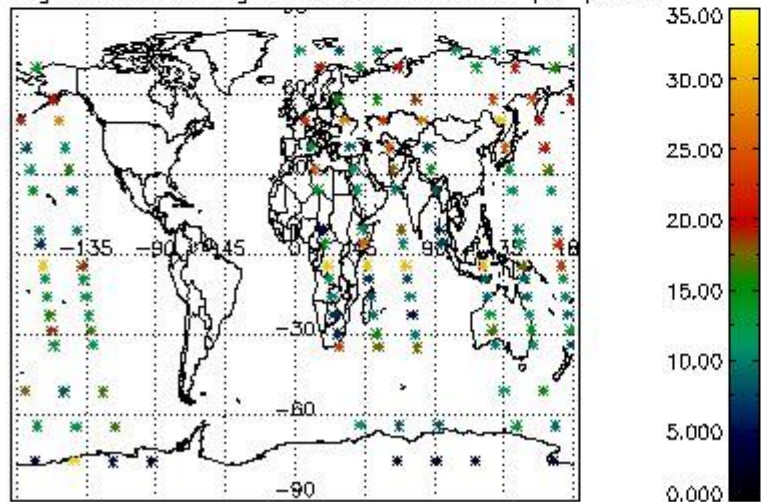
Percentage of cosmic ray hits per profile



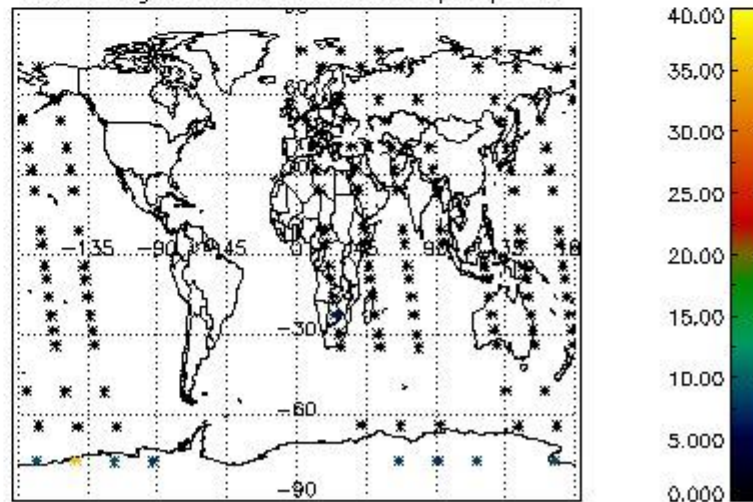
Percentage of datation errors per profile



Percentage of star falling outside central band per profile

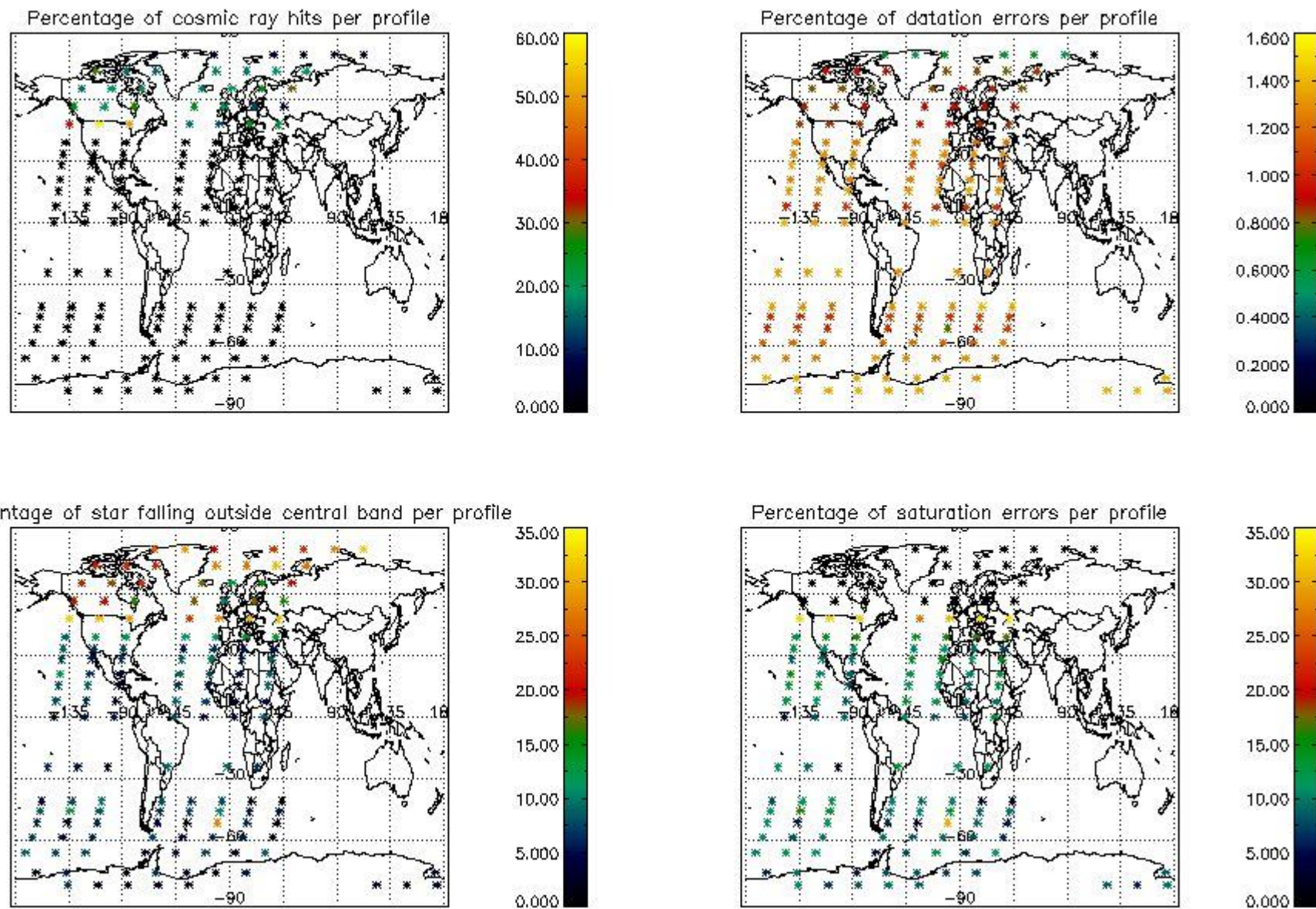


Percentage of saturation errors per profile



4.2.2 Plot level 1 quality information per product (world map): ENVISAT DESCENDING passes





## 5. Trace gas profiles

### 5.1 Ozone statistics based on quality of products

The final quality of the products can be "measured" using the STD (Standard Deviation) attached to every point profile. This information is written to the parameter GOM\_NL\_\_2P/NL\_LOCAL\_SPECIES\_DENSITY/o3\_std of the level 2 products. The table below shows the statistics for given STD ranges.

The statistics are given with respect to the overall valid production:

- Products without fatal errors: GOM\_NL\_\_2P/MPH/PRODUCT\_ERR=0
- Valid point profile: GOM\_NL\_\_2P/NL\_LOCAL\_SPECIES\_DENSITY/pcd(0)=0

The 'Criteria' is applied to valid points of dark limb products:

- Products in dark limb illumination condition: GOM\_NL\_\_2P/NL\_SUMMARY\_QUALITY/obs\_ill\_cond=0
- Products without fatal errors: GOM\_NL\_\_2P/MPH/PRODUCT\_ERR=0
- Valid point profile: GOM\_NL\_\_2P/NL\_LOCAL\_SPECIES\_DENSITY/pcd(0)=0

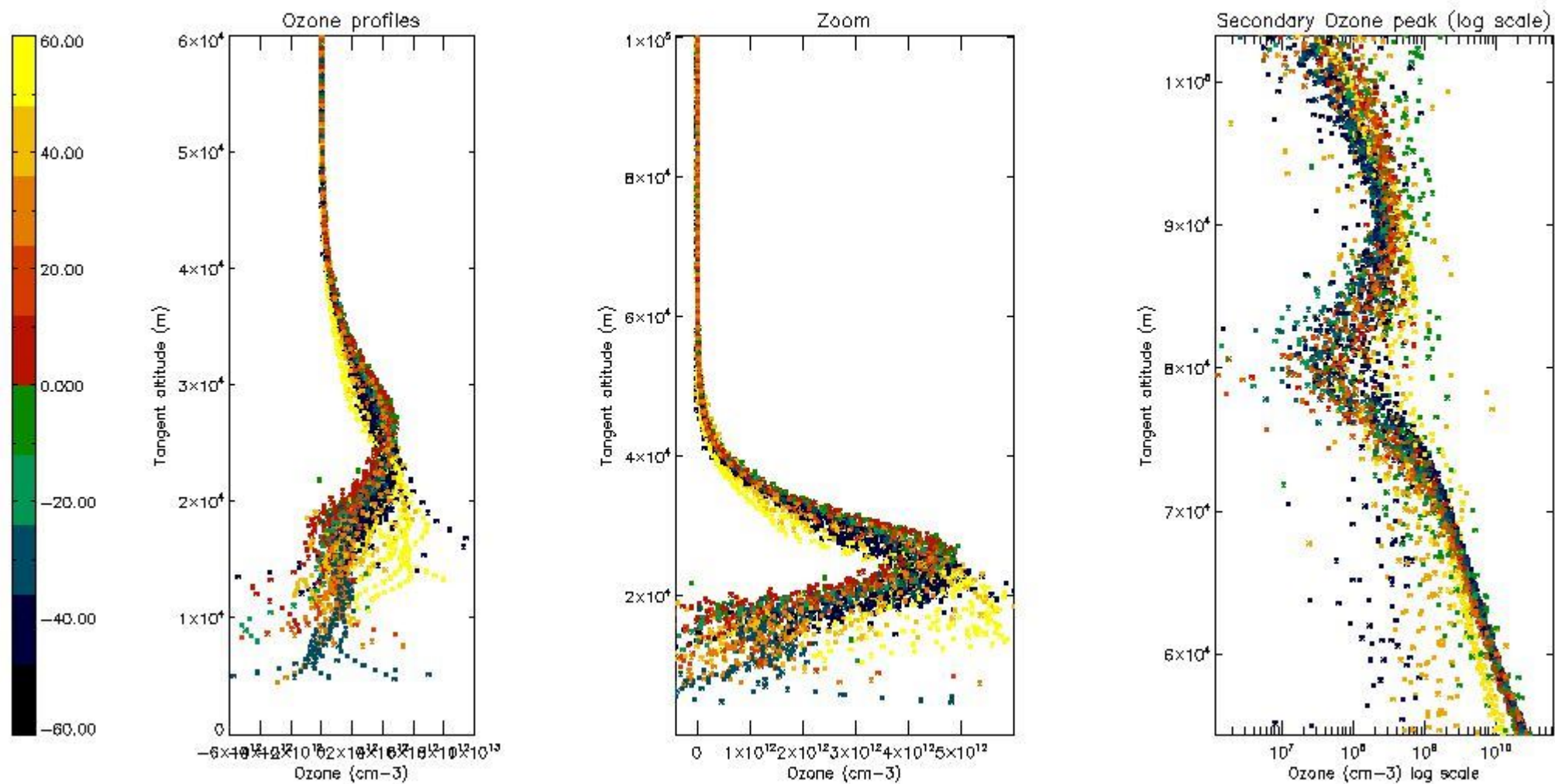
So, the table below shows the percentage of dark limb and valid observations for each criteria with respect to the overall valid daily observations.

Criteria	% of total production
All STD	37
STD < 20	21

STD < 10	18
STD < 5	13

5.2 Plot ozone profiles for all STD (dark without errors)

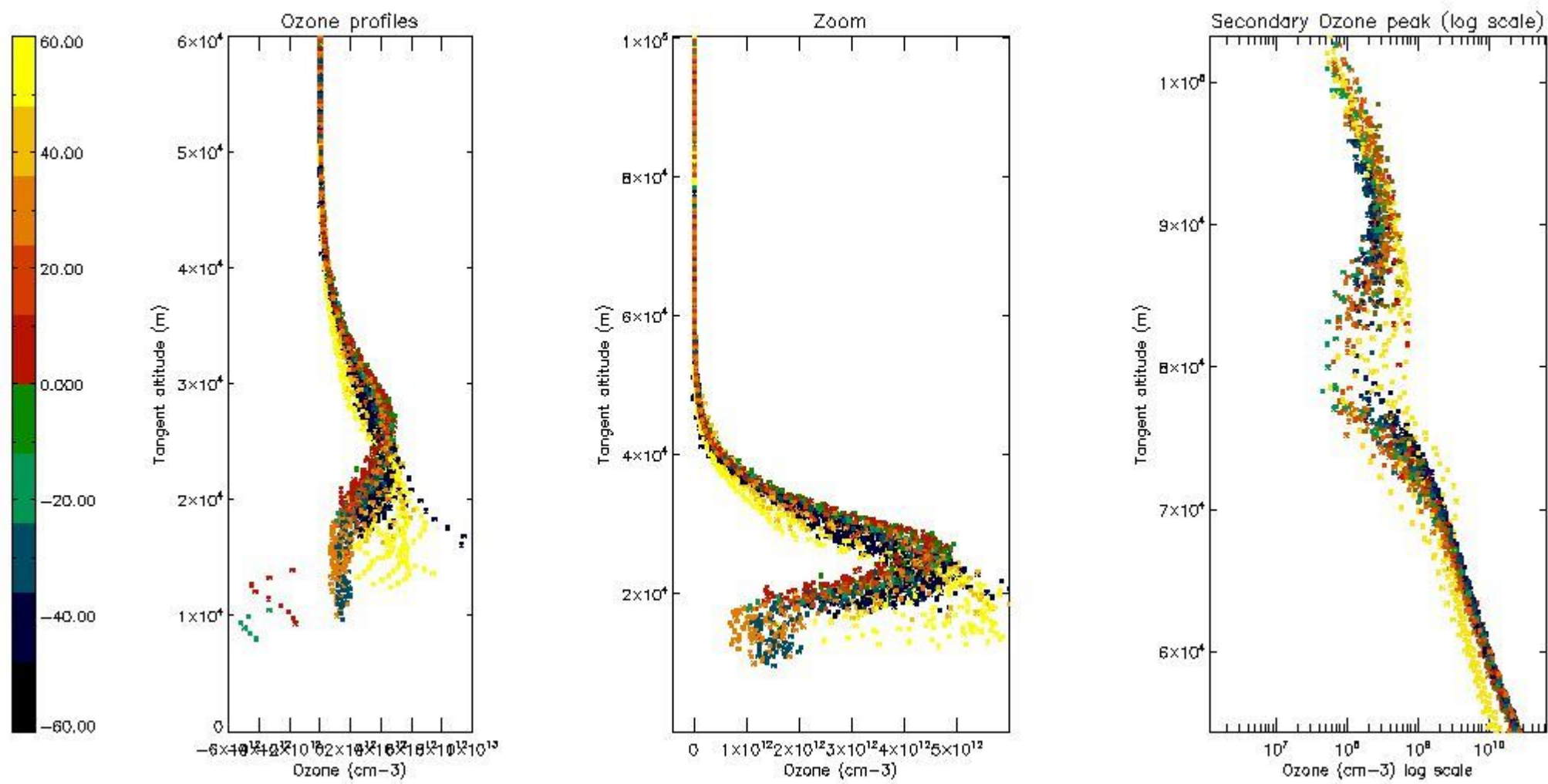
The colorbar represents the latitude.



5.3 Plot ozone profiles where STD < 20% (dark without errors)

The colorbar represents the latitude.

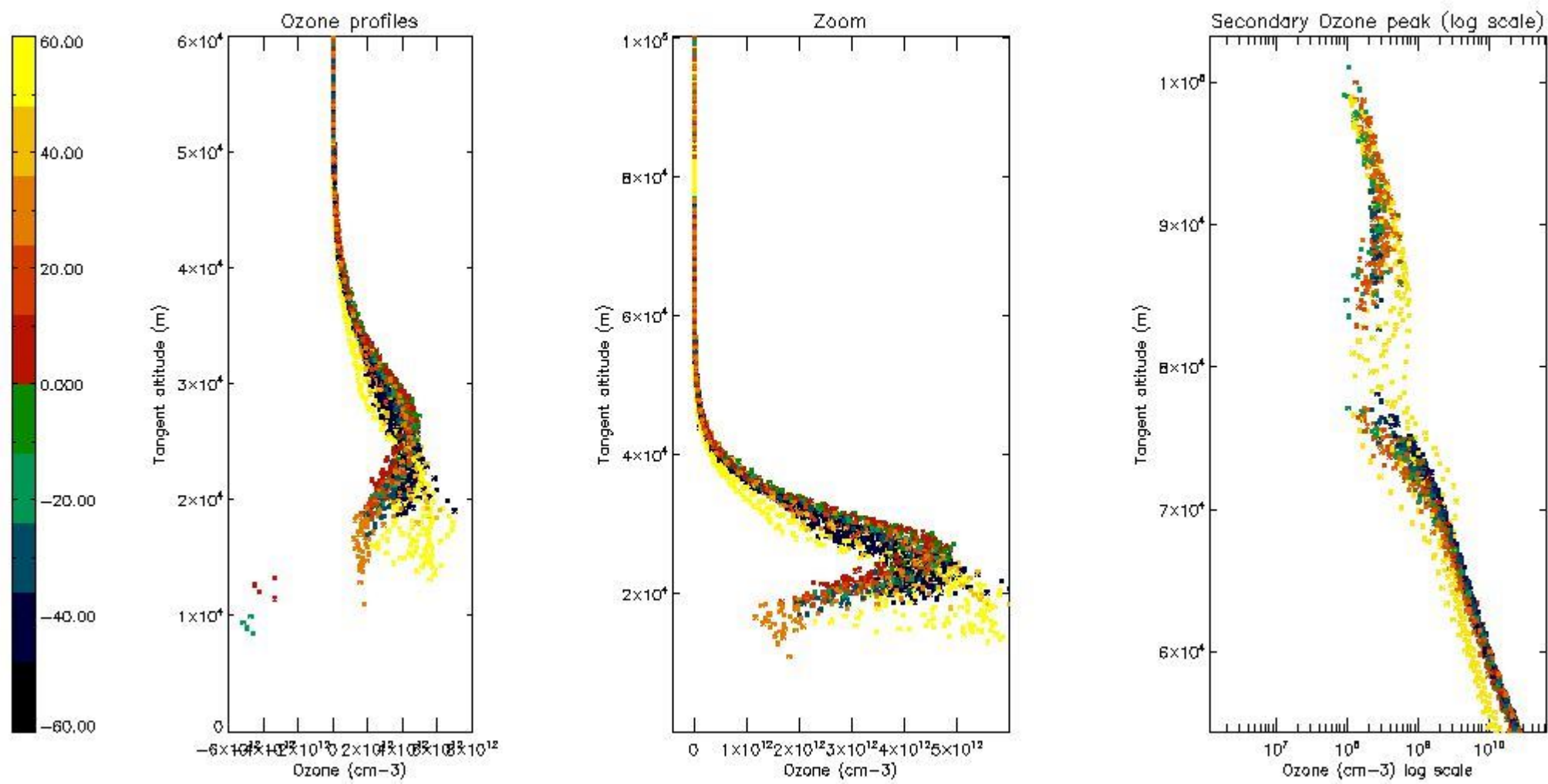




*5.4 Plot ozone profiles where STD < 10% (dark without errors)*

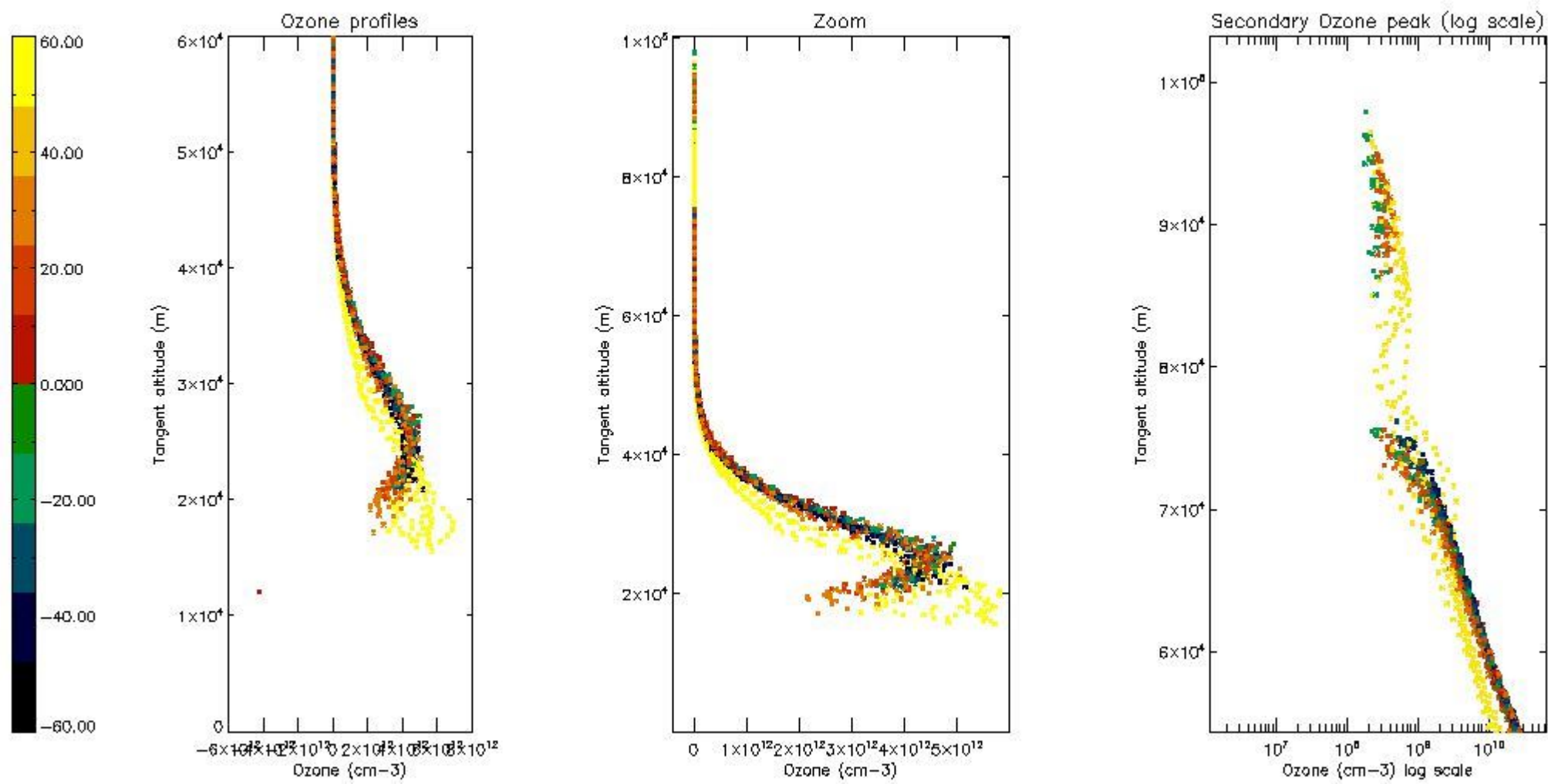
The colorbar represents the latitude.





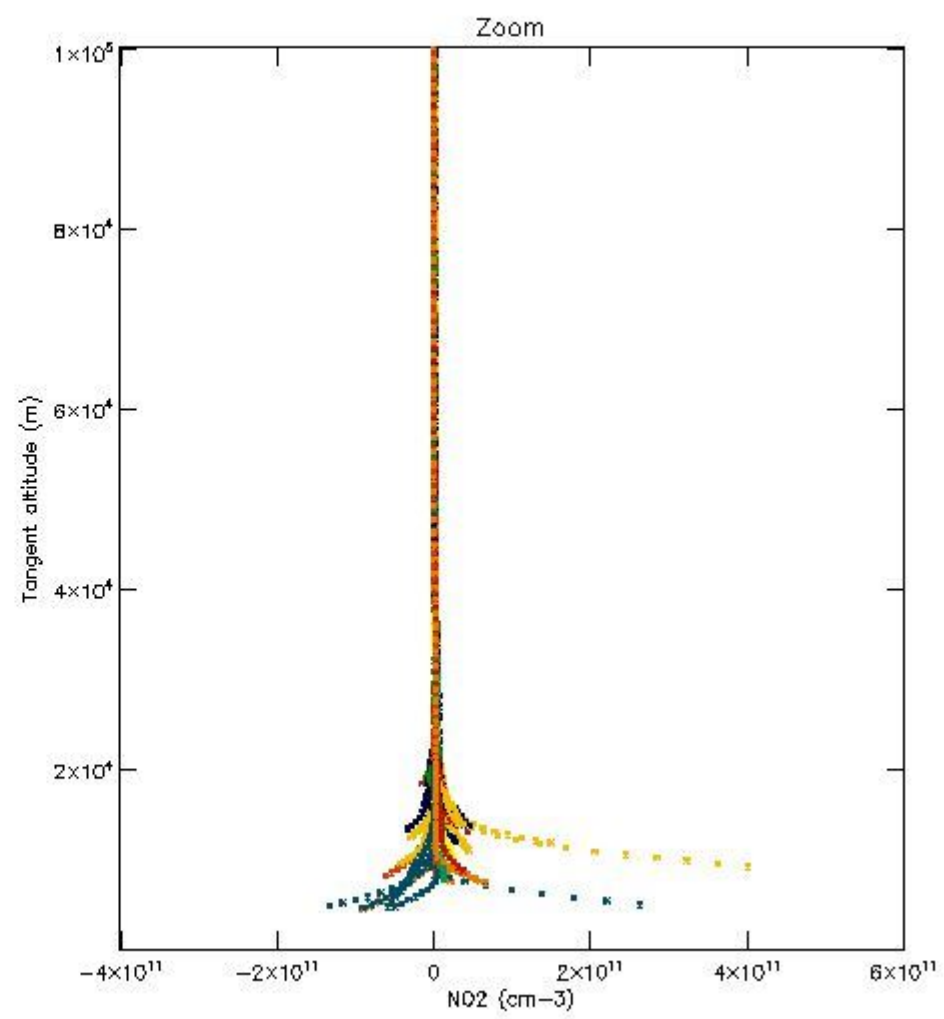
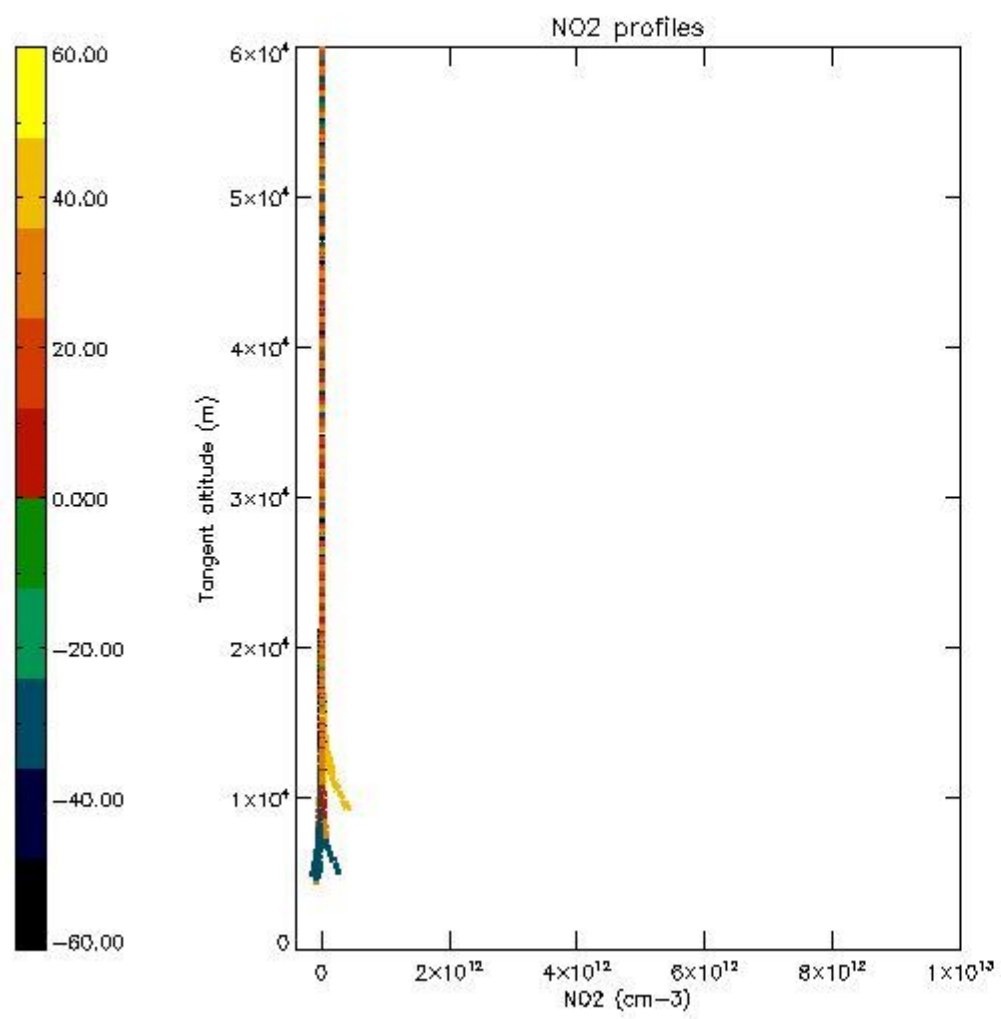
*5.5 Plot ozone profiles where STD < 5% (dark without errors)*

The colorbar represents the latitude.



*5.6 Plot NO<sub>2</sub> profiles for all STD (dark without errors)*

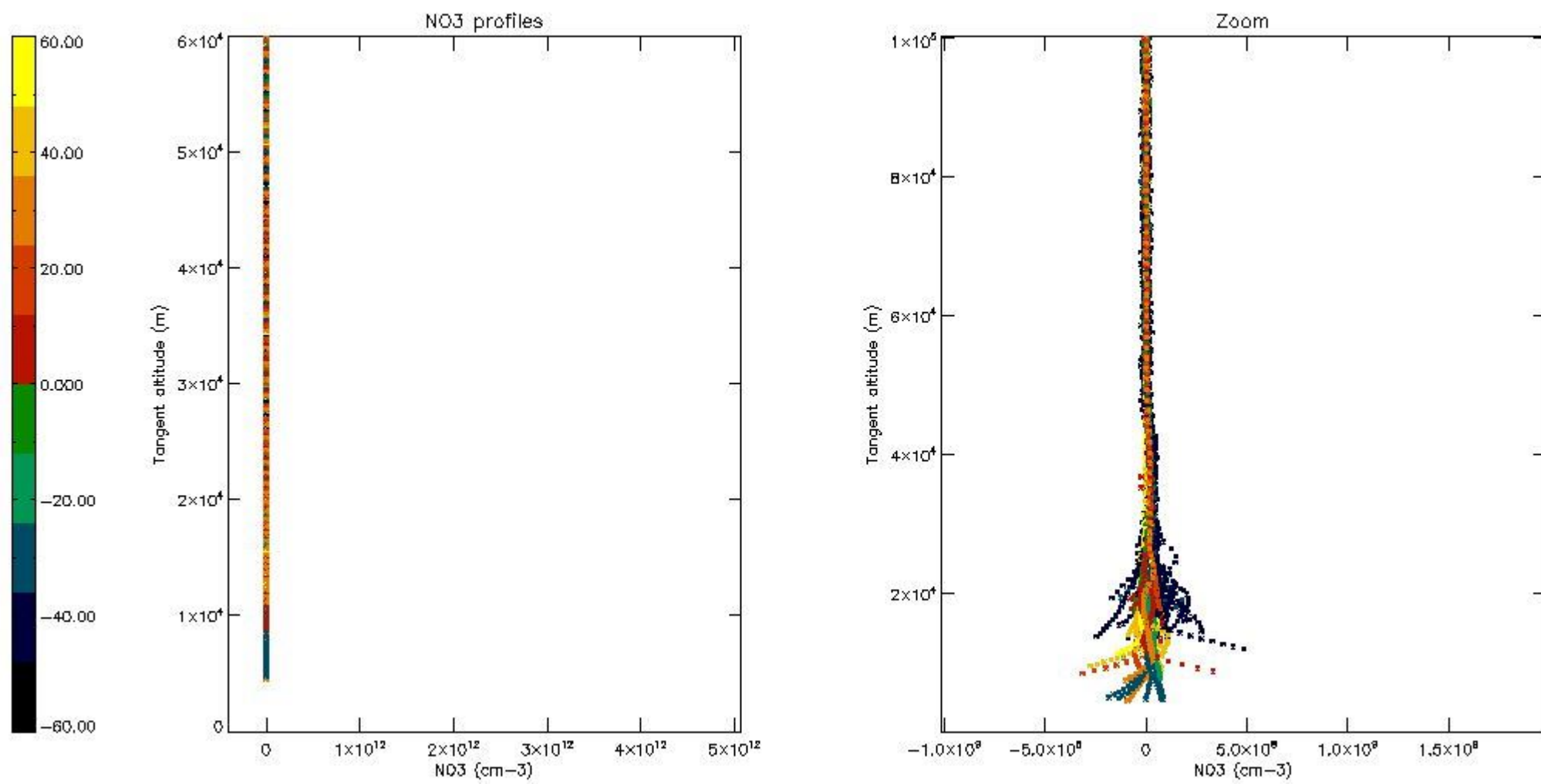
The colorbar represents the latitude.



*5.7 Plot NO3 profiles for all STD (dark without errors)*

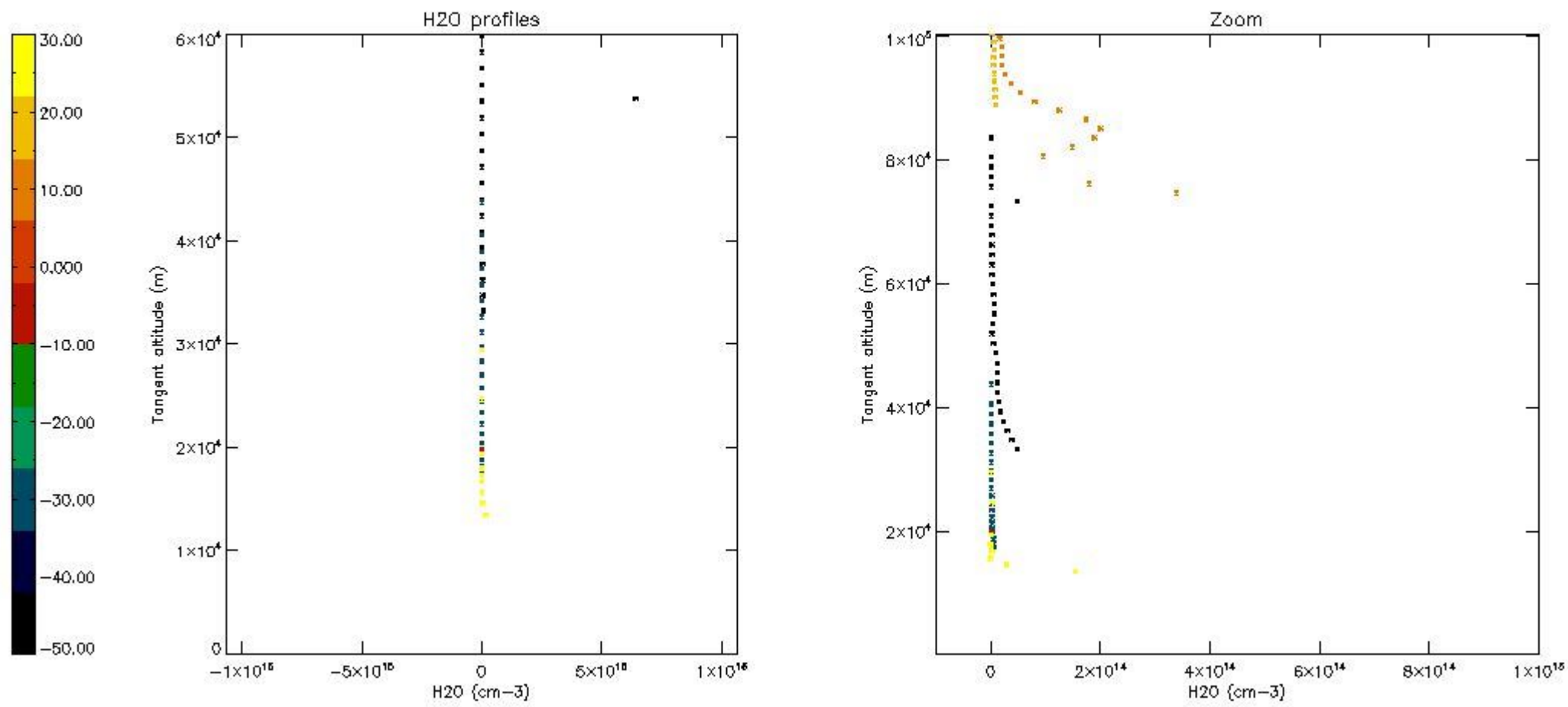
The colorbar represents the latitude.





5.8 Plot H2O profiles for all STD (only for occultations of stars 1,2,3,4,13,14,16,26,63 dark without errors)

The colorbar represents the latitude.



## 6. Auxiliary Data Files used for the production reported in section 2

The number reported in the third column indicates since which file (see list in section 2) the corresponding auxiliary file has been used. The fourth column is the date of those product files.

Type	Auxiliary Filename	Used since product	Used since product date
INST_PHYS_CHARACTERISTICS	GOM_INS_AXVIEC20091111_143220_20030716_120000_20500101_000000	1	06-DEC-2004 06: 35: 30
LEVEL-2_PROC_CONFIG	GOM_PR2_AXVIEC20091111_152718_20020301_000000_20500101_000000	1	06-DEC-2004 06: 35: 30
CROSS_SECTIONS_FILE	GOM_CRS_AXVIEC20091111_154832_20020301_000000_20500101_000000	1	06-DEC-2004 06: 35: 30

# GOMOS Level 2 Daily Report

## SUMMARY

### [1. General Info](#)

### [2. Summary of processed GOM\\_NL\\_2P products](#)

### [3. Level 2 Quality information per product](#)

#### [3.1 Plot of level 2 quality information per product \(time dependant\)](#)

#### [3.2 Plot of level 2 quality information per product \(world map\)](#)

### [4. Level 1 Quality information per product \(stored on level 2 products\)](#)

#### [4.1 Plot of level 1 quality information per product \(time dependant\)](#)

##### [4.1.1 Plot of level 1 quality information per product \(time dependant\): ASCENDING](#)

##### [4.1.2 Plot of level 1 quality information per product \(time dependant\): DESCENDING](#)

#### [4.2 Plot of level 1 quality information per product \(world map\)](#)

##### [4.2.1 Plot of level 1 quality information per product \(world map\): ASCENDING](#)

##### [4.2.2 Plot of level 1 quality information per product \(world map\): DESCENDING](#)

### [5. Ozone profiles based on quality statistics and other trace gas profiles](#)

#### [5.1 Ozone statistics based on quality of products](#)

#### [5.2 Plot ozone profiles for all STD \(dark without errors\)](#)

#### [5.3 Plot ozone profiles where STD < 20% \(dark without errors\)](#)

#### [5.4. Plot ozone profiles where STD < 10% \(dark without errors\)](#)

#### [5.5. Plot ozone profiles where STD < 5% \(dark without errors\)](#)

#### [5.6 Plot NO2 profiles for all STD \(dark without errors\)](#)

#### [5.7 Plot NO3 profiles for all STD \(dark without errors\)](#)

#### [5.8 Plot H2O profiles \(only for occultations of stars 1,2,3,4,13,14,16,26,63 dark without errors\) for all STD](#)

### [6. Auxiliary Data Files used for the production reported in section 2](#)



This report presents the daily analysis on parameters extracted from GOMOS level 2 data (GOM\_NL\_\_2P). It is intended to monitor some important parameters that will impact the quality of these products. A list of level 2 products (and content) that have arrived during the reporting day to the PCF is also given.

Item	Value
Time of report generation	22APR2013 09:27:24
Data source version	GOMOS/6.01
Start time of products	06-12-2004 (06DEC2004 00:00:00)
Stop time of products	07-12-2004 (07DEC2004 00:00:00)
Store outputs in DB	Yes
Nb of level 2 prods	283
Nb of prods with errors	0

## 2. Summary of processed GOM\_NL\_\_2P products.

Nr	Filename	UTC Start time	Limb	Duration	Star Id	Star Name	Star Mag	Star Temp	Nb Meas	Orbit	Prod. error
1	GOM_NL__2PRFIN20041206_063530_000000372032_00392_14474_6765.N1	06-DEC-2004 06:35:30	Bright	36.500	60	7Bet UMi	2.0810	3950.0	73	14474	No
2	GOM_NL__2PRFIN20041206_063657_000000472032_00392_14474_6766.N1	06-DEC-2004 06:36:57	Bright	46.500	36	50Alp UMa	1.8000	6300.0	93	14474	No
3	GOM_NL__2PRFIN20041206_063831_000000472032_00392_14474_6767.N1	06-DEC-2004 06:38:31	Bright	46.500	82	48Bet UMa	2.3650	10600.	93	14474	No
4	GOM_NL__2PRFIN20041206_064031_000000402032_00392_14474_6768.N1	06-DEC-2004 06:40:31	Bright	40.000	32	77Eps UMa	1.7630	11000.	80	14474	No
5	GOM_NL__2PRFIN20041206_064246_000000412032_00392_14474_6769.N1	06-DEC-2004 06:42:46	Bright	41.000	39	85Eta UMa	1.8540	24000.	82	14474	No
6	GOM_NL__2PRFIN20041206_064548_000000382032_00392_14474_6770.N1	06-DEC-2004 06:45:48	Bright	38.000	180	27Gam Boo	3.0400	8000.0	76	14474	No
7	GOM_NL__2PRFIN20041206_064852_000000372032_00392_14474_6771.N1	06-DEC-2004 06:48:52	Bright	37.000	83		2.3780	11000.	74	14474	No
8	GOM_NL__2PRFIN20041206_065159_000000392032_00392_14474_6772.N1	06-DEC-2004 06:51:59	Bright	38.500	111	8Eta Boo	2.6800	6000.0	77	14474	No
9	GOM_NL__2PRFIN20041206_065608_000001042032_00392_14474_6773.N1	06-DEC-2004 06:56:08	Twilight	104.00	96	68Del Leo	2.5600	9300.0	208	14474	No
10	GOM_NL__2PRFIN20041206_065958_000000552032_00392_14474_6774.N1	06-DEC-2004 06:59:58	Bright	54.500	121	29Gam Vir	2.7400	7200.0	109	14474	No
11	GOM_NL__2PRFIN20041206_070453_000000522032_00392_14474_6775.N1	06-DEC-2004 07:04:53	Dark	51.500	163	7Del Crv	2.9450	11000.	103	14474	No
12	GOM_NL__2PRFIN20041206_070626_000000512032_00392_14474_6776.N1	06-DEC-2004 07:06:26	Dark	51.000	106	9Bet Crv	2.6480	5600.0	102	14474	No
13	GOM_NL__2PRFIN20041206_070801_000000432032_00392_14474_6777.N1	06-DEC-2004 07:08:01	Dark	43.000	123	10 Cen	2.7500	10200.	86	14474	No
14	GOM_NL__2PRFIN20041206_070958_000000412032_00392_14474_6778.N1	06-DEC-2004 07:09:58	Dark	40.500	95	Zet Cen	2.5450	26000.	81	14474	No
15	GOM_NL__2PRFIN20041206_071148_000000412032_00392_14474_6779.N1	06-DEC-2004 07:11:48	Dark	40.500	77	Eps Cen	2.3030	28000.	81	14474	No
16	GOM_NL__2PRFIN20041206_071311_000000432032_00392_14474_6780.N1	06-DEC-2004 07:13:11	Dark	43.000	4	Alp1Cen	-0.010000	5800.0	86	14474	No
17	GOM_NL__2PRFIN20041206_071654_000000462032_00393_14475_6766.N1	06-DEC-2004 07:16:54	Dark	46.000	113	Mu Vel	2.6920	5000.0	92	14475	No
18	GOM_NL__2PRFIN20041206_072106_000000402032_00393_14475_6767.N1	06-DEC-2004 07:21:06	Dark	40.000	29	Bet Car	1.6720	10200.	80	14475	No
19	GOM_NL__2PRFIN20041206_072316_000000472032_00393_14475_6768.N1	06-DEC-2004 07:23:16	Dark	46.500	41	Eps Car	1.8600	4100.0	93	14475	No
20	GOM_NL__2PRFIN20041206_072535_000000522032_00393_14475_6769.N1	06-DEC-2004 07:25:35	Dark	51.500	34	Gam2Vel	1.7930	23000.	103	14475	No
21	GOM_NL__2PRFIN20041206_072829_000000532032_00393_14475_6770.N1	06-DEC-2004 07:28:29	Dark	52.500	2	Alp Car	-0.73600	7000.0	105	14475	No
22	GOM_NL__2PRFIN20041206_073043_000000642032_00393_14475_6771.N1	06-DEC-2004 07:30:43	Dark	63.500	117	Pi Pup	2.7060	3800.0	127	14475	No
23	GOM_NL__2PRFIN20041206_073417_000000652032_00393_14475_6772.N1	06-DEC-2004 07:34:17	Dark	64.500	23	21Eps CMa	1.5020	26000.	129	14475	No
24	GOM_NL__2PRFIN20041206_073619_000000702032_00393_14475_6773.N1	06-DEC-2004 07:36:19	Straylight	69.500	179	24Omi2CMa	3.0320	24000.	139	14475	No
25	GOM_NL__2PRFIN20041206_074001_000000912032_00393_14475_6774.N1	06-DEC-2004 07:40:01	Straylight	90.500	1	9Alp CMa	-1.4400	11000.	181	14475	No
26	GOM_NL__2PRFIN20041206_074330_000000592032_00393_14475_6775.N1	06-DEC-2004 07:43:30	Straylight	58.500	7	19Bet Ori	0.10000	14000.	117	14475	No
27	GOM_NL__2PRFIN20041206_074609_000000612032_00393_14475_6776.N1	06-DEC-2004 07:46:09	Straylight	61.000	30	46Eps Ori	1.6940	30000.	122	14475	No
28	GOM_NL__2PRFIN20041206_074843_000000562032_00393_14475_6777.N1	06-DEC-2004 07:48:43	Twilight	56.000	27	24Gam Ori	1.6360	26000.	112	14475	No
29	GOM_NL__2PRFIN20041206_075112_000000582032_00393_14475_6778.N1	06-DEC-2004 07:51:12	Bright	58.000	13	87Alp Tau	0.86700	3800.0	116	14475	No
30	GOM_NL__2PRFIN20041206_075338_000000422032_00393_14475_6779.N1	06-DEC-2004 07:53:38	Bright	41.500	50	13Alp Ari	2.0070	4250.0	83	14475	No
31	GOM_NL__2PRFIN20041206_075519_000000382032_00393_14475_6780.N1	06-DEC-2004 07:55:19	Bright	38.000	150	44Zet Per	2.8900	28000.	76	14475	No
32	GOM_NL__2PRFIN20041206_075645_000000462032_00393_14475_6781.N1	06-DEC-2004 07:56:45	Bright	45.500	114	310 Aur	2.6930	4600.0	91	14475	No
33	GOM_NL__2PRFIN20041206_075843_000000412032_00393_14475_6782.N1	06-DEC-2004 07:58:43	Bright	40.500	73	57Gam1And	2.2600	13100.	81	14475	No
34	GOM_NL__2PRFIN20041206_080018_000000392032_00393_14475_6783.N1	06-DEC-2004 08:00:18	Bright	39.000	35	33Alp Per	1.7950	6250.0	78	14475	No
35	GOM_NL__2PRFIN20041206_080230_000000482032_00393_14475_6784.N1	06-DEC-2004 08:02:30	Bright	48.000	42	34Bet Aur	1.9000	10200.	96	14475	No
36	GOM_NL__2PRFIN20041206_080436_000000392032_00393_14475_6785.N1	06-DEC-2004 08:04:36	Bright	39.000	76	27Gam Cas	2.3000	30000.	78	14475	No
37	GOM_NL__2PRFIN20041206_081123_000000392032_00393_14475_6786.N1	06-DEC-2004 08:11:23	Bright	38.500	49	1Alp UMi	1.9900	6300.0	77	14475	No
38	GOM_NL__2PRFIN20041206_081606_000000362032_00393_14475_6787.N1	06-DEC-2004 08:16:06	Bright	35.500	60	7Bet UMi	2.0810	3950.0	71	14475	No
39	GOM_NL__2PRFIN20041206_081733_000000462032_00393_14475_6788.N1	06-DEC-2004 08:17:33	Bright	46.000	36	50Alp UMa	1.8000	6300.0	92	14475	No
40	GOM_NL__2PRFIN20041206_081906_000000502032_00393_14475_6789.N1	06-DEC-2004 08:19:06	Bright	49.500	82	48Bet UMa	2.3650	10600.	99	14475	No
41	GOM_NL__2PRFIN20041206_082107_000000432032_00393_14475_6790.N1	06-DEC-2004 08:21:07	Bright	43.000	32	77Eps UMa	1.7630	11000.	86	14475	No
42	GOM_NL__2PRFIN20041206_082322_000000392032_00393_14475_6791.N1	06-DEC-2004 08:23:22	Bright	38.500	39	85Eta UMa	1.8540	24000.	77	14475	No

43	GOM_NL__2PRFIN20041206_082624_000000372032_00393_14475_6792.N1	06-DEC-2004 08:26:24	Bright	37.000	180	27Gam Boo	3.0400	8000.0	74	14475	No
44	GOM_NL__2PRFIN20041206_082929_000000372032_00393_14475_6793.N1	06-DEC-2004 08:29:29	Bright	37.000	83		2.3780	11000.	74	14475	No
45	GOM_NL__2PRFIN20041206_083235_000000392032_00393_14475_6794.N1	06-DEC-2004 08:32:35	Bright	39.000	111	8Eta Boo	2.6800	6000.0	78	14475	No
46	GOM_NL__2PRFIN20041206_083645_000001012032_00393_14475_6795.N1	06-DEC-2004 08:36:45	Tw_i_and_stray	101.00	96	68Del Leo	2.5600	9300.0	202	14475	No
47	GOM_NL__2PRFIN20041206_084034_000000502032_00393_14475_6796.N1	06-DEC-2004 08:40:34	Bright	49.500	121	29Gam Vir	2.7400	7200.0	99	14475	No
48	GOM_NL__2PRFIN20041206_084527_000000552032_00393_14475_6797.N1	06-DEC-2004 08:45:27	Dark	54.500	163	7Del Crv	2.9450	11000.	109	14475	No
49	GOM_NL__2PRFIN20041206_084703_000000532032_00393_14475_6798.N1	06-DEC-2004 08:47:03	Dark	53.000	106	9Bet Crv	2.6480	5600.0	106	14475	No
50	GOM_NL__2PRFIN20041206_084838_000000442032_00393_14475_6799.N1	06-DEC-2004 08:48:38	Dark	43.500	123	lot Cen	2.7500	10200.	87	14475	No
51	GOM_NL__2PRFIN20041206_085034_000000412032_00393_14475_6800.N1	06-DEC-2004 08:50:34	Dark	41.000	95	Zet Cen	2.5450	26000.	82	14475	No
52	GOM_NL__2PRFIN20041206_085225_000000412032_00393_14475_6801.N1	06-DEC-2004 08:52:25	Dark	40.500	77	Eps Cen	2.3030	28000.	81	14475	No
53	GOM_NL__2PRFIN20041206_085347_000000522032_00393_14475_6802.N1	06-DEC-2004 08:53:47	Dark	52.000	4	Alp1Cen	-0.010000	5800.0	104	14475	No
54	GOM_NL__2PRFIN20041206_085607_000000392032_00394_14476_6767.N1	06-DEC-2004 08:56:07	Dark	38.500	12	Alp1Cru	0.77500	30000.	77	14476	No
55	GOM_NL__2PRFIN20041206_085731_000000472032_00394_14476_6768.N1	06-DEC-2004 08:57:31	Dark	46.500	113	Mu Vel	2.6920	5000.0	93	14476	No
56	GOM_NL__2PRFIN20041206_090143_000000422032_00394_14476_6769.N1	06-DEC-2004 09:01:43	Dark	42.000	29	Bet Car	1.6720	10200.	84	14476	No
57	GOM_NL__2PRFIN20041206_090353_000000442032_00394_14476_6770.N1	06-DEC-2004 09:03:53	Dark	43.500	41	Eps Car	1.8600	4100.0	87	14476	No
58	GOM_NL__2PRFIN20041206_090612_000000492032_00394_14476_6771.N1	06-DEC-2004 09:06:12	Dark	49.000	34	Gam2Vel	1.7930	23000.	98	14476	No
59	GOM_NL__2PRFIN20041206_090905_000000472032_00394_14476_6772.N1	06-DEC-2004 09:09:05	Dark	47.000	2	Alp Car	-0.73600	7000.0	94	14476	No
60	GOM_NL__2PRFIN20041206_091120_000000612032_00394_14476_6773.N1	06-DEC-2004 09:11:20	Dark	61.000	117	Pi Pup	2.7060	3800.0	122	14476	No
61	GOM_NL__2PRFIN20041206_091453_000000672032_00394_14476_6774.N1	06-DEC-2004 09:14:53	Dark	66.500	23	21Eps CMa	1.5020	26000.	133	14476	No
62	GOM_NL__2PRFIN20041206_091656_000000682032_00394_14476_6775.N1	06-DEC-2004 09:16:56	Straylight	68.000	179	24Omi2CMa	3.0320	24000.	136	14476	No
63	GOM_NL__2PRFIN20041206_092035_000000892032_00394_14476_6776.N1	06-DEC-2004 09:20:35	Straylight	89.000	1	9Alp CMa	-1.4400	11000.	178	14476	No
64	GOM_NL__2PRFIN20041206_092406_000000632032_00394_14476_6777.N1	06-DEC-2004 09:24:06	Straylight	63.000	7	19Bet Ori	0.10000	14000.	126	14476	No
65	GOM_NL__2PRFIN20041206_092645_000000582032_00394_14476_6778.N1	06-DEC-2004 09:26:45	Straylight	57.500	30	46Eps Ori	1.6940	30000.	115	14476	No
66	GOM_NL__2PRFIN20041206_092919_000000572032_00394_14476_6779.N1	06-DEC-2004 09:29:19	Tw_i_and_stray	56.500	27	24Gam Ori	1.6360	26000.	113	14476	No
67	GOM_NL__2PRFIN20041206_093147_000000582032_00394_14476_6780.N1	06-DEC-2004 09:31:47	Bright	58.000	13	87Alp Tau	0.86700	3800.0	116	14476	No
68	GOM_NL__2PRFIN20041206_093414_000000422032_00394_14476_6781.N1	06-DEC-2004 09:34:14	Bright	41.500	50	13Alp Ari	2.0070	4250.0	83	14476	No
69	GOM_NL__2PRFIN20041206_093555_000000382032_00394_14476_6782.N1	06-DEC-2004 09:35:55	Bright	38.000	150	44Zet Per	2.8900	28000.	76	14476	No
70	GOM_NL__2PRFIN20041206_093720_000000442032_00394_14476_6783.N1	06-DEC-2004 09:37:20	Bright	44.000	114	3lot Aur	2.6930	4600.0	88	14476	No
71	GOM_NL__2PRFIN20041206_093919_000000392032_00394_14476_6784.N1	06-DEC-2004 09:39:19	Bright	38.500	73	57Gam1And	2.2600	13100.	77	14476	No
72	GOM_NL__2PRFIN20041206_094054_000000372032_00394_14476_6785.N1	06-DEC-2004 09:40:54	Bright	36.500	35	33Alp Per	1.7950	6250.0	73	14476	No
73	GOM_NL__2PRFIN20041206_094305_000000482032_00394_14476_6786.N1	06-DEC-2004 09:43:05	Bright	47.500	42	34Bet Aur	1.9000	10200.	95	14476	No
74	GOM_NL__2PRFIN20041206_094513_000000372032_00394_14476_6787.N1	06-DEC-2004 09:45:13	Bright	36.500	76	27Gam Cas	2.3000	30000.	73	14476	No
75	GOM_NL__2PRFIN20041206_095159_000000392032_00394_14476_6788.N1	06-DEC-2004 09:51:59	Bright	38.500	49	1Alp UMi	1.9900	6300.0	77	14476	No
76	GOM_NL__2PRFIN20041206_095642_000000392032_00394_14476_6789.N1	06-DEC-2004 09:56:42	Bright	38.500	60	7Bet UMi	2.0810	3950.0	77	14476	No
77	GOM_NL__2PRFIN20041206_095808_000000492032_00394_14476_6790.N1	06-DEC-2004 09:58:08	Bright	48.500	36	50Alp UMa	1.8000	6300.0	97	14476	No
78	GOM_NL__2PRFIN20041206_095941_000000652032_00394_14476_6791.N1	06-DEC-2004 09:59:41	Bright	64.500	82	48Bet UMa	2.3650	10600.	129	14476	No
79	GOM_NL__2PRFIN20041206_100142_000000432032_00394_14476_6792.N1	06-DEC-2004 10:01:42	Bright	43.000	32	77Eps UMa	1.7630	11000.	86	14476	No
80	GOM_NL__2PRFIN20041206_100358_000000412032_00394_14476_6793.N1	06-DEC-2004 10:03:58	Bright	40.500	39	85Eta UMa	1.8540	24000.	81	14476	No
81	GOM_NL__2PRFIN20041206_100700_000000382032_00394_14476_6794.N1	06-DEC-2004 10:07:00	Bright	37.500	180	27Gam Boo	3.0400	8000.0	75	14476	No
82	GOM_NL__2PRFIN20041206_101005_000000362032_00394_14476_6795.N1	06-DEC-2004 10:10:05	Bright	36.000	83		2.3780	11000.	72	14476	No
83	GOM_NL__2PRFIN20041206_101311_000000552032_00394_14476_6796.N1	06-DEC-2004 10:13:11	Bright	55.000	111	8Eta Boo	2.6800	6000.0	110	14476	No
84	GOM_NL__2PRFIN20041206_101722_000001012032_00394_14476_6797.N1	06-DEC-2004 10:17:22	Tw_i_and_stray	101.00	96	68Del Leo	2.5600	9300.0	202	14476	No
85	GOM_NL__2PRFIN20041206_102111_000000542032_00394_14476_6798.N1	06-DEC-2004 10:21:11	Bright	54.000	121	29Gam Vir	2.7400	7200.0	108	14476	No
86	GOM_NL__2PRFIN20041206_102605_000000492032_00394_14476_6799.N1	06-DEC-2004 10:26:05	Dark	49.000	163	7Del Crv	2.9450	11000.	98	14476	No
87	GOM_NL__2PRFIN20041206_102740_000000492032_00394_14476_6800.N1	06-DEC-2004 10:27:40	Dark	48.500	106	9Bet Crv	2.6480	5600.0	97	14476	No
88	GOM_NL__2PRFIN20041206_102914_000000412032_00394_14476_6801.N1	06-DEC-2004 10:29:14	Dark	40.500	123	lot Cen	2.7500	10200.	81	14476	No
89	GOM_NL__2PRFIN20041206_103110_000000402032_00394_14476_6802.N1	06-DEC-2004 10:31:10	Dark	39.500	95	Zet Cen	2.5450	26000.	79	14476	No
90	GOM_NL__2PRFIN20041206_103301_000000412032_00394_14476_6803.N1	06-DEC-2004 10:33:01	Dark	41.000	77	Eps Cen	2.3030	28000.	82	14476	No
91	GOM_NL__2PRFIN20041206_103423_000000462032_00394_14476_6804.N1	06-DEC-2004 10:34:23	Dark	46.000	4	Alp1Cen	-0.010000	5800.0	92	14476	No
92	GOM_NL__2PRFIN20041206_103644_000000462032_00395_14477_6768.N1	06-DEC-2004 10:36:44	Dark	45.500	12	Alp1Cru	0.77500	30000.	91	14477	No
93	GOM_NL__2PRFIN20041206_103808_000000462032_00395_14477_6769.N1	06-DEC-2004 10:38:08	Dark	46.000	113	Mu Vel	2.6920	5000.0	92	14477	No
94	GOM_NL__2PRFIN20041206_104219_000000412032_00395_14477_6770.N1	06-DEC-2004 10:42:19	Dark	41.000	29	Bet Car	1.6720	10200.	82	14477	No
95	GOM_NL__2PRFIN20041206_104429_000000482032_00395_14477_6771.N1	06-DEC-2004 10:44:29	Dark	47.500	41	Eps Car	1.8600	4100.0	95	14477	No
96	GOM_NL__2PRFIN20041206_104649_000000562032_00395_14477_6772.N1	06-DEC-2004 10:46:49	Dark	56.000	34	Gam2Vel	1.7930	23000.	112	14477	No
97	GOM_NL__2PRFIN20041206_104941_000000482032_00395_14477_6773.N1	06-DEC-2004 10:49:41	Dark	48.000	2	Alp Car	-0.73600	7000.0	96	14477	No
98	GOM_NL__2PRFIN20041206_105157_000000652032_00395_14477_6774.N1	06-DEC-2004 10:51:57	Dark	64.500	117	Pi Pup	2.7060	3800.0	129	14477	No
99	GOM_NL__2PRFIN20041206_105532_000000682032_00395_14477_6775.N1	06-DEC-2004 10:55:32	Dark	67.500	23	21Eps CMa	1.5020	26000.	135	14477	No
100	GOM_NL__2PRFIN20041206_105733_000000682032_00395_14477_6776.N1	06-DEC-2004 10:57:33	Straylight	68.000	179	24Omi2CMa	3.0320	24000.	136	14477	No
101	GOM_NL__2PRFIN20041206_110113_000000812032_00395_14477_6777.N1	06-DEC-2004 11:01:13	Straylight	80.500	1	9Alp CMa	-1.4400	11000.	161	14477	No

102	GOM_NL__2PRFIN20041206_110442_000000602032_00395_14477_6778.N1	06-DEC-2004 11:04:42	Straylight	59.500	7	19Bet Ori	0.10000	14000.	119	14477	No
103	GOM_NL__2PRFIN20041206_110721_000000562032_00395_14477_6779.N1	06-DEC-2004 11:07:21	Straylight	56.000	30	46Eps Ori	1.6940	30000.	112	14477	No
104	GOM_NL__2PRFIN20041206_110954_000000532032_00395_14477_6780.N1	06-DEC-2004 11:09:54	Tw_i_and_stray	52.500	27	24Gam Ori	1.6360	26000.	105	14477	No
105	GOM_NL__2PRFIN20041206_111222_000000562032_00395_14477_6781.N1	06-DEC-2004 11:12:22	Bright	55.500	13	87Alp Tau	0.86700	3800.0	111	14477	No
106	GOM_NL__2PRFIN20041206_111451_000000412032_00395_14477_6782.N1	06-DEC-2004 11:14:51	Bright	40.500	50	13Alp Ari	2.0070	4250.0	81	14477	No
107	GOM_NL__2PRFIN20041206_111630_000000392032_00395_14477_6783.N1	06-DEC-2004 11:16:30	Bright	39.000	150	44Zet Per	2.8900	28000.	78	14477	No
108	GOM_NL__2PRFIN20041206_111756_000000452032_00395_14477_6784.N1	06-DEC-2004 11:17:56	Bright	45.000	114	3lot Aur	2.6930	4600.0	90	14477	No
109	GOM_NL__2PRFIN20041206_111955_000000402032_00395_14477_6785.N1	06-DEC-2004 11:19:55	Bright	39.500	73	57Gam1And	2.2600	13100.	79	14477	No
110	GOM_NL__2PRFIN20041206_112129_000000382032_00395_14477_6786.N1	06-DEC-2004 11:21:29	Bright	38.000	35	33Alp Per	1.7950	6250.0	76	14477	No
111	GOM_NL__2PRFIN20041206_112340_000000502032_00395_14477_6787.N1	06-DEC-2004 11:23:40	Bright	49.500	42	34Bet Aur	1.9000	10200.	99	14477	No
112	GOM_NL__2PRFIN20041206_112548_000000382032_00395_14477_6788.N1	06-DEC-2004 11:25:48	Bright	37.500	76	27Gam Cas	2.3000	30000.	75	14477	No
113	GOM_NL__2PRFIN20041206_113718_000000382032_00395_14477_6789.N1	06-DEC-2004 11:37:18	Bright	38.000	60	7Bet UMi	2.0810	3950.0	76	14477	No
114	GOM_NL__2PRFIN20041206_113844_000000472032_00395_14477_6790.N1	06-DEC-2004 11:38:44	Bright	47.000	36	50Alp UMa	1.8000	6300.0	94	14477	No
115	GOM_NL__2PRFIN20041206_114017_000000452032_00395_14477_6791.N1	06-DEC-2004 11:40:17	Bright	45.000	82	48Bet UMa	2.3650	10600.	90	14477	No
116	GOM_NL__2PRFIN20041206_114218_000000432032_00395_14477_6792.N1	06-DEC-2004 11:42:18	Bright	42.500	32	77Eps UMa	1.7630	11000.	85	14477	No
117	GOM_NL__2PRFIN20041206_114434_000000402032_00395_14477_6793.N1	06-DEC-2004 11:44:34	Bright	39.500	39	85Eta UMa	1.8540	24000.	79	14477	No
118	GOM_NL__2PRFIN20041206_114737_000000382032_00395_14477_6794.N1	06-DEC-2004 11:47:37	Bright	37.500	180	27Gam Boo	3.0400	8000.0	75	14477	No
119	GOM_NL__2PRFIN20041206_115041_000000372032_00395_14477_6795.N1	06-DEC-2004 11:50:41	Bright	36.500	83		2.3780	11000.	73	14477	No
120	GOM_NL__2PRFIN20041206_115347_000000392032_00395_14477_6796.N1	06-DEC-2004 11:53:47	Bright	38.500	111	8Eta Boo	2.6800	6000.0	77	14477	No
121	GOM_NL__2PRFIN20041206_115759_000000982032_00395_14477_6797.N1	06-DEC-2004 11:57:59	Tw_i_and_stray	98.000	96	68Del Leo	2.5600	9300.0	196	14477	No
122	GOM_NL__2PRFIN20041206_120147_000000542032_00395_14477_6798.N1	06-DEC-2004 12:01:47	Bright	54.000	121	29Gam Vir	2.7400	7200.0	108	14477	No
123	GOM_NL__2PRFIN20041206_120643_000000512032_00395_14477_6799.N1	06-DEC-2004 12:06:43	Dark	50.500	163	7Del Crv	2.9450	11000.	101	14477	No
124	GOM_NL__2PRFIN20041206_120816_000000512032_00395_14477_6800.N1	06-DEC-2004 12:08:16	Dark	50.500	106	9Bet Crv	2.6480	5600.0	101	14477	No
125	GOM_NL__2PRFIN20041206_120951_000000422032_00395_14477_6801.N1	06-DEC-2004 12:09:51	Dark	42.000	123	lot Cen	2.7500	10200.	84	14477	No
126	GOM_NL__2PRFIN20041206_121146_000000402032_00395_14477_6802.N1	06-DEC-2004 12:11:46	Dark	39.500	95	Zet Cen	2.5450	26000.	79	14477	No
127	GOM_NL__2PRFIN20041206_121337_000000392032_00395_14477_6803.N1	06-DEC-2004 12:13:37	Dark	39.000	77	Eps Cen	2.3030	28000.	78	14477	No
128	GOM_NL__2PRFIN20041206_121459_000000432032_00395_14477_6804.N1	06-DEC-2004 12:14:59	Dark	43.000	4	Alp1Cen	-0.010000	5800.0	86	14477	No
129	GOM_NL__2PRFIN20041206_121720_000000412032_00396_14478_6768.N1	06-DEC-2004 12:17:20	Dark	40.500	12	Alp1Cru	0.77500	30000.	81	14478	No
130	GOM_NL__2PRFIN20041206_121845_000000462032_00396_14478_6769.N1	06-DEC-2004 12:18:45	Dark	46.000	113	Mu Vel	2.6920	5000.0	92	14478	No
131	GOM_NL__2PRFIN20041206_122255_000000422032_00396_14478_6770.N1	06-DEC-2004 12:22:55	Dark	42.000	29	Bet Car	1.6720	10200.	84	14478	No
132	GOM_NL__2PRFIN20041206_122505_000000462032_00396_14478_6771.N1	06-DEC-2004 12:25:05	Dark	45.500	41	Eps Car	1.8600	4100.0	91	14478	No
133	GOM_NL__2PRFIN20041206_122726_000000602032_00396_14478_6772.N1	06-DEC-2004 12:27:26	Dark	60.000	34	Gam2Vel	1.7930	23000.	120	14478	No
134	GOM_NL__2PRFIN20041206_123018_000000572032_00396_14478_6773.N1	06-DEC-2004 12:30:18	Dark	57.000	2	Alp Car	-0.73600	7000.0	114	14478	No
135	GOM_NL__2PRFIN20041206_123234_000000642032_00396_14478_6774.N1	06-DEC-2004 12:32:34	Dark	64.000	117	Pi Pup	2.7060	3800.0	128	14478	No
136	GOM_NL__2PRFIN20041206_123608_000000632032_00396_14478_6775.N1	06-DEC-2004 12:36:08	Dark	63.000	23	21Eps CMa	1.5020	26000.	126	14478	No
137	GOM_NL__2PRFIN20041206_123809_000000672032_00396_14478_6776.N1	06-DEC-2004 12:38:09	Straylight	67.000	179	24Omi2CMa	3.0320	24000.	134	14478	No
138	GOM_NL__2PRFIN20041206_124149_000000812032_00396_14478_6777.N1	06-DEC-2004 12:41:49	Straylight	81.000	1	9Alp CMa	-1.4400	11000.	162	14478	No
139	GOM_NL__2PRFIN20041206_124518_000000602032_00396_14478_6778.N1	06-DEC-2004 12:45:18	Straylight	60.000	7	19Bet Ori	0.10000	14000.	120	14478	No
140	GOM_NL__2PRFIN20041206_124756_000000602032_00396_14478_6779.N1	06-DEC-2004 12:47:56	Straylight	59.500	30	46Eps Ori	1.6940	30000.	119	14478	No
141	GOM_NL__2PRFIN20041206_125030_000000562032_00396_14478_6780.N1	06-DEC-2004 12:50:30	Tw_i_and_stray	56.000	27	24Gam Ori	1.6360	26000.	112	14478	No
142	GOM_NL__2PRFIN20041206_125258_000000532032_00396_14478_6781.N1	06-DEC-2004 12:52:58	Bright	52.500	13	87Alp Tau	0.86700	3800.0	105	14478	No
143	GOM_NL__2PRFIN20041206_125527_000000402032_00396_14478_6782.N1	06-DEC-2004 12:55:27	Bright	39.500	50	13Alp Ari	2.0070	4250.0	79	14478	No
144	GOM_NL__2PRFIN20041206_125706_000000392032_00396_14478_6783.N1	06-DEC-2004 12:57:06	Bright	38.500	150	44Zet Per	2.8900	28000.	77	14478	No
145	GOM_NL__2PRFIN20041206_125831_000000462032_00396_14478_6784.N1	06-DEC-2004 12:58:31	Bright	45.500	114	3lot Aur	2.6930	4600.0	91	14478	No
146	GOM_NL__2PRFIN20041206_130031_000000402032_00396_14478_6785.N1	06-DEC-2004 13:00:31	Bright	40.000	73	57Gam1And	2.2600	13100.	80	14478	No
147	GOM_NL__2PRFIN20041206_130205_000000382032_00396_14478_6786.N1	06-DEC-2004 13:02:05	Bright	38.000	35	33Alp Per	1.7950	6250.0	76	14478	No
148	GOM_NL__2PRFIN20041206_130414_000000512032_00396_14478_6787.N1	06-DEC-2004 13:04:14	Bright	50.500	42	34Bet Aur	1.9000	10200.	101	14478	No
149	GOM_NL__2PRFIN20041206_130625_000000392032_00396_14478_6788.N1	06-DEC-2004 13:06:25	Bright	38.500	76	27Gam Cas	2.3000	30000.	77	14478	No
150	GOM_NL__2PRFIN20041206_131311_000000392032_00396_14478_6789.N1	06-DEC-2004 13:13:11	Bright	38.500	49	1Alp UMi	1.9900	6300.0	77	14478	No
151	GOM_NL__2PRFIN20041206_131754_000000392032_00396_14478_6790.N1	06-DEC-2004 13:17:54	Bright	38.500	60	7Bet UMi	2.0810	3950.0	77	14478	No
152	GOM_NL__2PRFIN20041206_131919_000000472032_00396_14478_6791.N1	06-DEC-2004 13:19:19	Bright	46.500	36	50Alp UMa	1.8000	6300.0	93	14478	No
153	GOM_NL__2PRFIN20041206_132052_000000482032_00396_14478_6792.N1	06-DEC-2004 13:20:52	Bright	48.000	82	48Bet UMa	2.3650	10600.	96	14478	No
154	GOM_NL__2PRFIN20041206_132254_000000432032_00396_14478_6793.N1	06-DEC-2004 13:22:54	Bright	43.000	32	77Eps UMa	1.7630	11000.	86	14478	No
155	GOM_NL__2PRFIN20041206_132510_000000382032_00396_14478_6794.N1	06-DEC-2004 13:25:10	Bright	38.000	39	85Eta UMa	1.8540	24000.	76	14478	No
156	GOM_NL__2PRFIN20041206_132812_000000372032_00396_14478_6795.N1	06-DEC-2004 13:28:12	Bright	37.000	180	27Gam Boo	3.0400	8000.0	74	14478	No
157	GOM_NL__2PRFIN20041206_133117_000000382032_00396_14478_6796.N1	06-DEC-2004 13:31:17	Bright	38.000	83		2.3780	11000.	76	14478	No
158	GOM_NL__2PRFIN20041206_133423_000000392032_00396_14478_6797.N1	06-DEC-2004 13:34:23	Bright	38.500	111	8Eta Boo	2.6800	6000.0	77	14478	No
159	GOM_NL__2PRFIN20041206_133836_000001042032_00396_14478_6798.N1	06-DEC-2004 13:38:36	Tw_i_and_stray	103.50	96	68Del Leo	2.5600	9300.0	207	14478	No
160	GOM_NL__2PRFIN20041206_134224_000000522032_00396_14478_6799.N1	06-DEC-2004 13:42:24	Bright	51.500	121	29Gam Vir	2.7400	7200.0	103	14478	No



161	GOM_NL__2PRFIN20041206_134719_000000512032_00396_14478_6800.N1	06-DEC-2004 13:47:19	Dark	50.500	163	7Del Crv	2.9450	11000.	101	14478	No
162	GOM_NL__2PRFIN20041206_134852_000000522032_00396_14478_6801.N1	06-DEC-2004 13:48:52	Dark	51.500	106	9Bet Crv	2.6480	5600.0	103	14478	No
163	GOM_NL__2PRFIN20041206_135027_000000422032_00396_14478_6802.N1	06-DEC-2004 13:50:27	Dark	42.000	123	1ot Cen	2.7500	10200.	84	14478	No
164	GOM_NL__2PRFIN20041206_135223_000000392032_00396_14478_6803.N1	06-DEC-2004 13:52:23	Dark	38.500	95	Zet Cen	2.5450	26000.	77	14478	No
165	GOM_NL__2PRFIN20041206_135414_000000402032_00396_14478_6804.N1	06-DEC-2004 13:54:14	Dark	39.500	77	Eps Cen	2.3030	28000.	79	14478	No
166	GOM_NL__2PRFIN20041206_135534_000000522032_00396_14478_6805.N1	06-DEC-2004 13:55:34	Dark	51.500	4	Alp1Cen	-0.010000	5800.0	103	14478	No
167	GOM_NL__2PRFIN20041206_153832_000000402032_00398_14480_6788.N1	06-DEC-2004 15:38:32	Dark	39.500	12	Alp1Cru	0.77500	30000.	79	14480	No
168	GOM_NL__2PRFIN20041206_153958_000000442032_00398_14480_6789.N1	06-DEC-2004 15:39:58	Dark	44.000	113	Mu Vel	2.6920	5000.0	88	14480	No
169	GOM_NL__2PRFIN20041206_154408_000000412032_00398_14480_6790.N1	06-DEC-2004 15:44:08	Dark	40.500	29	Bet Car	1.6720	10200.	81	14480	No
170	GOM_NL__2PRFIN20041206_154618_000000472032_00398_14480_6791.N1	06-DEC-2004 15:46:18	Dark	46.500	41	Eps Car	1.8600	4100.0	93	14480	No
171	GOM_NL__2PRFIN20041206_154838_000000502032_00398_14480_6792.N1	06-DEC-2004 15:48:38	Dark	49.500	34	Gam2Vel	1.7930	23000.	99	14480	No
172	GOM_NL__2PRFIN20041206_155130_000000542032_00398_14480_6793.N1	06-DEC-2004 15:51:30	Dark	53.500	2	Alp Car	-0.73600	7000.0	107	14480	No
173	GOM_NL__2PRFIN20041206_155344_000000642032_00398_14480_6794.N1	06-DEC-2004 15:53:44	Dark	64.000	117	Pi Pup	2.7060	3800.0	128	14480	No
174	GOM_NL__2PRFIN20041206_155721_000000672032_00398_14480_6795.N1	06-DEC-2004 15:57:21	Dark	67.000	23	21Eps CMa	1.5020	26000.	134	14480	No
175	GOM_NL__2PRFIN20041206_155922_000000682032_00398_14480_6796.N1	06-DEC-2004 15:59:22	Straylight	67.500	179	24Omi2CMa	3.0320	24000.	135	14480	No
176	GOM_NL__2PRFIN20041206_160301_000000782032_00398_14480_6797.N1	06-DEC-2004 16:03:01	Straylight	78.000	1	9Alp CMa	-1.4400	11000.	156	14480	No
177	GOM_NL__2PRFIN20041206_160630_000000562032_00398_14480_6798.N1	06-DEC-2004 16:06:30	Straylight	55.500	7	19Bet Ori	0.10000	14000.	111	14480	No
178	GOM_NL__2PRFIN20041206_160908_000000632032_00398_14480_6799.N1	06-DEC-2004 16:09:08	Straylight	62.500	30	46Eps Ori	1.6940	30000.	125	14480	No
179	GOM_NL__2PRFIN20041206_161141_000000562032_00398_14480_6800.N1	06-DEC-2004 16:11:41	Twi_and_stray	55.500	27	24Gam Ori	1.6360	26000.	111	14480	No
180	GOM_NL__2PRFIN20041206_161409_000000582032_00398_14480_6801.N1	06-DEC-2004 16:14:09	Bright	58.000	13	87Alp Tau	0.86700	3800.0	116	14480	No
181	GOM_NL__2PRFIN20041206_161640_000000412032_00398_14480_6802.N1	06-DEC-2004 16:16:40	Bright	40.500	50	13Alp Ari	2.0070	4250.0	81	14480	No
182	GOM_NL__2PRFIN20041206_161818_000000392032_00398_14480_6803.N1	06-DEC-2004 16:18:18	Bright	39.000	150	44Zet Per	2.8900	28000.	78	14480	No
183	GOM_NL__2PRFIN20041206_161942_000000372032_00398_14480_6804.N1	06-DEC-2004 16:19:42	Bright	37.000	173	4Bet Tri	3.0040	8900.0	74	14480	No
184	GOM_NL__2PRFIN20041206_162142_000000402032_00398_14480_6805.N1	06-DEC-2004 16:21:42	Bright	40.000	73	57Gam1And	2.2600	13100.	80	14480	No
185	GOM_NL__2PRFIN20041206_162316_000000382032_00398_14480_6806.N1	06-DEC-2004 16:23:16	Bright	37.500	35	33Alp Per	1.7950	6250.0	75	14480	No
186	GOM_NL__2PRFIN20041206_162525_000000482032_00398_14480_6807.N1	06-DEC-2004 16:25:25	Bright	47.500	42	34Bet Aur	1.9000	10200.	95	14480	No
187	GOM_NL__2PRFIN20041206_162737_000000382032_00398_14480_6808.N1	06-DEC-2004 16:27:37	Bright	38.000	76	27Gam Cas	2.3000	30000.	76	14480	No
188	GOM_NL__2PRFIN20041206_163422_000000372032_00398_14480_6809.N1	06-DEC-2004 16:34:22	Bright	36.500	49	1Alp UMi	1.9900	6300.0	73	14480	No
189	GOM_NL__2PRFIN20041206_163903_000000422032_00398_14480_6810.N1	06-DEC-2004 16:39:03	Bright	42.000	60	7Bet UMi	2.0810	3950.0	84	14480	No
190	GOM_NL__2PRFIN20041206_164030_000000482032_00398_14480_6811.N1	06-DEC-2004 16:40:30	Bright	48.000	36	50Alp UMa	1.8000	6300.0	96	14480	No
191	GOM_NL__2PRFIN20041206_164204_000000502032_00398_14480_6812.N1	06-DEC-2004 16:42:04	Bright	49.500	82	48Bet UMa	2.3650	10600.	99	14480	No
192	GOM_NL__2PRFIN20041206_164406_000000422032_00398_14480_6813.N1	06-DEC-2004 16:44:06	Bright	42.000	32	77Eps UMa	1.7630	11000.	84	14480	No
193	GOM_NL__2PRFIN20041206_164622_000000412032_00398_14480_6814.N1	06-DEC-2004 16:46:22	Bright	40.500	39	85Eta UMa	1.8540	24000.	81	14480	No
194	GOM_NL__2PRFIN20041206_164926_000000372032_00398_14480_6815.N1	06-DEC-2004 16:49:26	Bright	37.000	180	27Gam Boo	3.0400	8000.0	74	14480	No
195	GOM_NL__2PRFIN20041206_165230_000000372032_00398_14480_6816.N1	06-DEC-2004 16:52:30	Bright	37.000	83		2.3780	11000.	74	14480	No
196	GOM_NL__2PRFIN20041206_165536_000000382032_00398_14480_6817.N1	06-DEC-2004 16:55:36	Bright	38.000	111	8Eta Boo	2.6800	6000.0	76	14480	No
197	GOM_NL__2PRFIN20041206_165951_000000982032_00398_14480_6818.N1	06-DEC-2004 16:59:51	Twi_and_stray	98.000	96	68Del Leo	2.5600	9300.0	196	14480	No
198	GOM_NL__2PRFIN20041206_170815_000000472032_00398_14480_6819.N1	06-DEC-2004 17:08:15	Twi_and_stray	46.500	169	46Gam Hya	2.9910	4700.0	93	14480	No
199	GOM_NL__2PRFIN20041206_170937_000000522032_00398_14480_6820.N1	06-DEC-2004 17:09:37	Dark	51.500	100	4Gam Crv	2.5800	13100.	103	14480	No
200	GOM_NL__2PRFIN20041206_171140_000000392032_00398_14480_6821.N1	06-DEC-2004 17:11:40	Dark	39.000	123	1ot Cen	2.7500	10200.	78	14480	No
201	GOM_NL__2PRFIN20041206_171335_000000412032_00398_14480_6822.N1	06-DEC-2004 17:13:35	Dark	40.500	95	Zet Cen	2.5450	26000.	81	14480	No
202	GOM_NL__2PRFIN20041206_171526_000000392032_00398_14480_6823.N1	06-DEC-2004 17:15:26	Dark	39.000	77	Eps Cen	2.3030	28000.	78	14480	No
203	GOM_NL__2PRFIN20041206_171647_000000522032_00398_14480_6824.N1	06-DEC-2004 17:16:47	Dark	52.000	4	Alp1Cen	-0.010000	5800.0	104	14480	No
204	GOM_NL__2PRFIN20041206_171909_000000402032_00399_14481_6788.N1	06-DEC-2004 17:19:09	Dark	39.500	12	Alp1Cru	0.77500	30000.	79	14481	No
205	GOM_NL__2PRFIN20041206_172035_000000512032_00399_14481_6789.N1	06-DEC-2004 17:20:35	Dark	50.500	113	Mu Vel	2.6920	5000.0	101	14481	No
206	GOM_NL__2PRFIN20041206_172444_000000412032_00399_14481_6790.N1	06-DEC-2004 17:24:44	Dark	40.500	29	Bet Car	1.6720	10200.	81	14481	No
207	GOM_NL__2PRFIN20041206_172655_000000482032_00399_14481_6791.N1	06-DEC-2004 17:26:55	Dark	48.000	41	Eps Car	1.8600	4100.0	96	14481	No
208	GOM_NL__2PRFIN20041206_172915_000000612032_00399_14481_6792.N1	06-DEC-2004 17:29:15	Dark	60.500	34	Gam2Vel	1.7930	23000.	121	14481	No
209	GOM_NL__2PRFIN20041206_173207_000000502032_00399_14481_6793.N1	06-DEC-2004 17:32:07	Dark	49.500	2	Alp Car	-0.73600	7000.0	99	14481	No
210	GOM_NL__2PRFIN20041206_173423_000000602032_00399_14481_6794.N1	06-DEC-2004 17:34:23	Dark	59.500	117	Pi Pup	2.7060	3800.0	119	14481	No
211	GOM_NL__2PRFIN20041206_173757_000000632032_00399_14481_6795.N1	06-DEC-2004 17:37:57	Dark	63.000	23	21Eps CMa	1.5020	26000.	126	14481	No
212	GOM_NL__2PRFIN20041206_173958_000000652032_00399_14481_6796.N1	06-DEC-2004 17:39:58	Straylight	65.000	179	24Omi2CMa	3.0320	24000.	130	14481	No
213	GOM_NL__2PRFIN20041206_174335_000000902032_00399_14481_6797.N1	06-DEC-2004 17:43:35	Straylight	90.000	1	9Alp CMa	-1.4400	11000.	180	14481	No
214	GOM_NL__2PRFIN20041206_174706_000000562032_00399_14481_6798.N1	06-DEC-2004 17:47:06	Straylight	56.000	7	19Bet Ori	0.10000	14000.	112	14481	No
215	GOM_NL__2PRFIN20041206_174943_000000612032_00399_14481_6799.N1	06-DEC-2004 17:49:43	Straylight	60.500	30	46Eps Ori	1.6940	30000.	121	14481	No
216	GOM_NL__2PRFIN20041206_175216_000000592032_00399_14481_6800.N1	06-DEC-2004 17:52:16	Twi_and_stray	59.000	27	24Gam Ori	1.6360	26000.	118	14481	No
217	GOM_NL__2PRFIN20041206_175446_000000582032_00399_14481_6801.N1	06-DEC-2004 17:54:46	Bright	58.000	13	87Alp Tau	0.86700	3800.0	116	14481	No
218	GOM_NL__2PRFIN20041206_175716_000000412032_00399_14481_6802.N1	06-DEC-2004 17:57:16	Bright	40.500	50	13Alp Ari	2.0070	4250.0	81	14481	No
219	GOM_NL__2PRFIN20041206_175854_000000392032_00399_14481_6803.N1	06-DEC-2004 17:58:54	Bright	38.500	150	44Zet Per	2.8900	28000.	77	14481	No

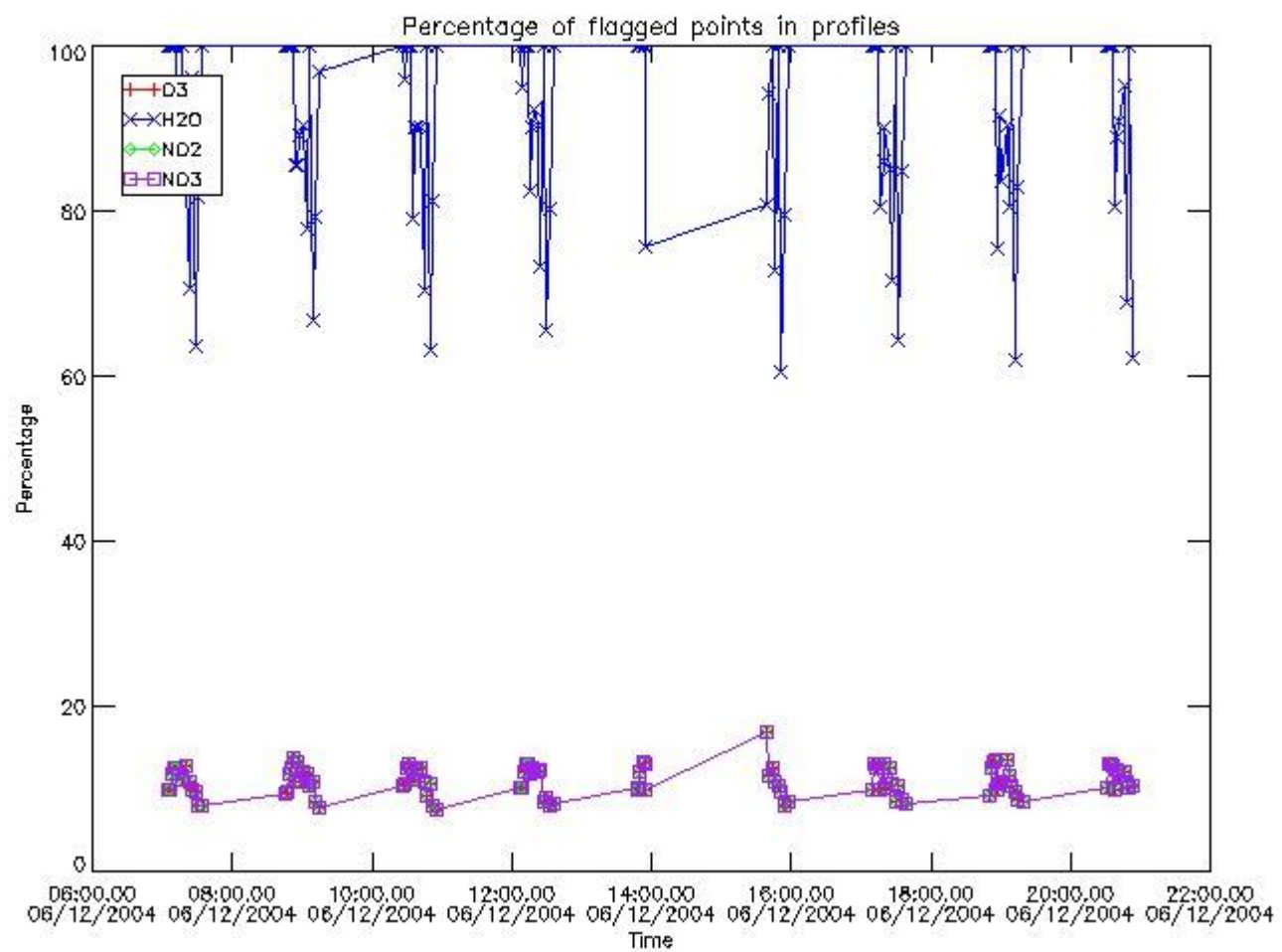
220	GOM_NL__2PRFIN20041206_180018_000000382032_00399_14481_6804.N1	06-DEC-2004 18:00:18	Bright	37.500	173	4Bet Tri	3.0040	8900.0	75	14481	No
221	GOM_NL__2PRFIN20041206_180220_000000392032_00399_14481_6805.N1	06-DEC-2004 18:02:20	Bright	39.000	73	57Gam1And	2.2600	13100.	78	14481	No
222	GOM_NL__2PRFIN20041206_180353_000000392032_00399_14481_6806.N1	06-DEC-2004 18:03:53	Bright	39.000	35	33Alp Per	1.7950	6250.0	78	14481	No
223	GOM_NL__2PRFIN20041206_180600_000000492032_00399_14481_6807.N1	06-DEC-2004 18:06:00	Bright	49.000	42	34Bet Aur	1.9000	10200.	98	14481	No
224	GOM_NL__2PRFIN20041206_180813_000000382032_00399_14481_6808.N1	06-DEC-2004 18:08:13	Bright	37.500	76	27Gam Cas	2.3000	30000.	75	14481	No
225	GOM_NL__2PRFIN20041206_181459_000000382032_00399_14481_6809.N1	06-DEC-2004 18:14:59	Bright	37.500	49	1Alp UMi	1.9900	6300.0	75	14481	No
226	GOM_NL__2PRFIN20041206_181942_000000392032_00399_14481_6810.N1	06-DEC-2004 18:19:42	Bright	38.500	60	7Bet UMi	2.0810	3950.0	77	14481	No
227	GOM_NL__2PRFIN20041206_182106_000000502032_00399_14481_6811.N1	06-DEC-2004 18:21:06	Bright	50.000	36	50Alp UMa	1.8000	6300.0	100	14481	No
228	GOM_NL__2PRFIN20041206_182239_000000482032_00399_14481_6812.N1	06-DEC-2004 18:22:39	Bright	47.500	82	48Bet UMa	2.3650	10600.	95	14481	No
229	GOM_NL__2PRFIN20041206_182442_000000422032_00399_14481_6813.N1	06-DEC-2004 18:24:42	Bright	42.000	32	77Eps UMa	1.7630	11000.	84	14481	No
230	GOM_NL__2PRFIN20041206_182658_000000412032_00399_14481_6814.N1	06-DEC-2004 18:26:58	Bright	40.500	39	85Eta UMa	1.8540	24000.	81	14481	No
231	GOM_NL__2PRFIN20041206_183002_000000362032_00399_14481_6815.N1	06-DEC-2004 18:30:02	Bright	35.500	180	27Gam Boo	3.0400	8000.0	71	14481	No
232	GOM_NL__2PRFIN20041206_183306_000000362032_00399_14481_6816.N1	06-DEC-2004 18:33:06	Bright	35.500	83		2.3780	11000.	71	14481	No
233	GOM_NL__2PRFIN20041206_183611_000000392032_00399_14481_6817.N1	06-DEC-2004 18:36:11	Bright	39.000	111	8Eta Boo	2.6800	6000.0	78	14481	No
234	GOM_NL__2PRFIN20041206_184028_000000992032_00399_14481_6818.N1	06-DEC-2004 18:40:28	Tw_i_and_stray	98.500	96	68Del Leo	2.5600	9300.0	197	14481	No
235	GOM_NL__2PRFIN20041206_184851_000000472032_00399_14481_6819.N1	06-DEC-2004 18:48:51	Tw_i_and_stray	46.500	169	46Gam Hya	2.9910	4700.0	93	14481	No
236	GOM_NL__2PRFIN20041206_185015_000000552032_00399_14481_6820.N1	06-DEC-2004 18:50:15	Dark	55.000	100	4Gam Crv	2.5800	13100.	110	14481	No
237	GOM_NL__2PRFIN20041206_185216_000000412032_00399_14481_6821.N1	06-DEC-2004 18:52:16	Dark	40.500	123	lot Cen	2.7500	10200.	81	14481	No
238	GOM_NL__2PRFIN20041206_185411_000000392032_00399_14481_6822.N1	06-DEC-2004 18:54:11	Dark	38.500	95	Zet Cen	2.5450	26000.	77	14481	No
239	GOM_NL__2PRFIN20041206_185603_000000382032_00399_14481_6823.N1	06-DEC-2004 18:56:03	Dark	37.500	77	Eps Cen	2.3030	28000.	75	14481	No
240	GOM_NL__2PRFIN20041206_185723_000000522032_00399_14481_6824.N1	06-DEC-2004 18:57:23	Dark	51.500	4	Alp1Cen	-0.010000	5800.0	103	14481	No
241	GOM_NL__2PRFIN20041206_185945_000000492032_00400_14482_6788.N1	06-DEC-2004 18:59:45	Dark	48.500	12	Alp1Cru	0.77500	30000.	97	14482	No
242	GOM_NL__2PRFIN20041206_190112_000000472032_00400_14482_6789.N1	06-DEC-2004 19:01:12	Dark	46.500	113	Mu Vel	2.6920	5000.0	93	14482	No
243	GOM_NL__2PRFIN20041206_190521_000000422032_00400_14482_6790.N1	06-DEC-2004 19:05:21	Dark	41.500	29	Bet Car	1.6720	10200.	83	14482	No
244	GOM_NL__2PRFIN20041206_190732_000000442032_00400_14482_6791.N1	06-DEC-2004 19:07:32	Dark	44.000	41	Eps Car	1.8600	4100.0	88	14482	No
245	GOM_NL__2PRFIN20041206_190952_000000502032_00400_14482_6792.N1	06-DEC-2004 19:09:52	Dark	49.500	34	Gam2Vel	1.7930	23000.	99	14482	No
246	GOM_NL__2PRFIN20041206_191243_000000532032_00400_14482_6793.N1	06-DEC-2004 19:12:43	Dark	53.000	2	Alp Car	-0.73600	7000.0	106	14482	No
247	GOM_NL__2PRFIN20041206_191500_000000592032_00400_14482_6794.N1	06-DEC-2004 19:15:00	Dark	58.500	117	Pi Pup	2.7060	3800.0	117	14482	No
248	GOM_NL__2PRFIN20041206_191834_000000672032_00400_14482_6795.N1	06-DEC-2004 19:18:34	Dark	67.000	23	21Eps CMa	1.5020	26000.	134	14482	No
249	GOM_NL__2PRFIN20041206_192034_000000692032_00400_14482_6796.N1	06-DEC-2004 19:20:34	Straylight	68.500	179	24Omi2CMa	3.0320	24000.	137	14482	No
250	GOM_NL__2PRFIN20041206_192413_000000842032_00400_14482_6797.N1	06-DEC-2004 19:24:13	Straylight	84.000	1	9Alp CMa	-1.4400	11000.	168	14482	No
251	GOM_NL__2PRFIN20041206_192742_000000542032_00400_14482_6798.N1	06-DEC-2004 19:27:42	Straylight	54.000	7	19Bet Ori	0.10000	14000.	108	14482	No
252	GOM_NL__2PRFIN20041206_193019_000000612032_00400_14482_6799.N1	06-DEC-2004 19:30:19	Straylight	60.500	30	46Eps Ori	1.6940	30000.	121	14482	No
253	GOM_NL__2PRFIN20041206_193252_000000582032_00400_14482_6800.N1	06-DEC-2004 19:32:52	Tw_i_and_stray	57.500	27	24Gam Ori	1.6360	26000.	115	14482	No
254	GOM_NL__2PRFIN20041206_193522_000000582032_00400_14482_6801.N1	06-DEC-2004 19:35:22	Bright	58.000	13	87Alp Tau	0.86700	3800.0	116	14482	No
255	GOM_NL__2PRFIN20041206_193752_000000392032_00400_14482_6802.N1	06-DEC-2004 19:37:52	Bright	39.000	50	13Alp Ari	2.0070	4250.0	78	14482	No
256	GOM_NL__2PRFIN20041206_193930_000000392032_00400_14482_6803.N1	06-DEC-2004 19:39:30	Bright	39.000	150	44Zet Per	2.8900	28000.	78	14482	No
257	GOM_NL__2PRFIN20041206_194055_000000372032_00400_14482_6804.N1	06-DEC-2004 19:40:55	Bright	36.500	173	4Bet Tri	3.0040	8900.0	73	14482	No
258	GOM_NL__2PRFIN20041206_194257_000000402032_00400_14482_6805.N1	06-DEC-2004 19:42:57	Bright	40.000	73	57Gam1And	2.2600	13100.	80	14482	No
259	GOM_NL__2PRFIN20041206_194429_000000382032_00400_14482_6806.N1	06-DEC-2004 19:44:29	Bright	38.000	35	33Alp Per	1.7950	6250.0	76	14482	No
260	GOM_NL__2PRFIN20041206_194635_000000502032_00400_14482_6807.N1	06-DEC-2004 19:46:35	Bright	50.000	42	34Bet Aur	1.9000	10200.	100	14482	No
261	GOM_NL__2PRFIN20041206_194850_000000362032_00400_14482_6808.N1	06-DEC-2004 19:48:50	Bright	35.500	76	27Gam Cas	2.3000	30000.	71	14482	No
262	GOM_NL__2PRFIN20041206_195535_000000382032_00400_14482_6809.N1	06-DEC-2004 19:55:35	Bright	37.500	49	1Alp UMi	1.9900	6300.0	75	14482	No
263	GOM_NL__2PRFIN20041206_200018_000000372032_00400_14482_6810.N1	06-DEC-2004 20:00:18	Bright	37.000	60	7Bet UMi	2.0810	3950.0	74	14482	No
264	GOM_NL__2PRFIN20041206_200140_000000492032_00400_14482_6811.N1	06-DEC-2004 20:01:40	Bright	48.500	36	50Alp UMa	1.8000	6300.0	97	14482	No
265	GOM_NL__2PRFIN20041206_200314_000000512032_00400_14482_6812.N1	06-DEC-2004 20:03:14	Bright	50.500	82	48Bet UMa	2.3650	10600.	101	14482	No
266	GOM_NL__2PRFIN20041206_200518_000000432032_00400_14482_6813.N1	06-DEC-2004 20:05:18	Bright	43.000	32	77Eps UMa	1.7630	11000.	86	14482	No
267	GOM_NL__2PRFIN20041206_200734_000000402032_00400_14482_6814.N1	06-DEC-2004 20:07:34	Bright	40.000	39	85Eta UMa	1.8540	24000.	80	14482	No
268	GOM_NL__2PRFIN20041206_201038_000000372032_00400_14482_6815.N1	06-DEC-2004 20:10:38	Bright	36.500	180	27Gam Boo	3.0400	8000.0	73	14482	No
269	GOM_NL__2PRFIN20041206_201342_000000362032_00400_14482_6816.N1	06-DEC-2004 20:13:42	Bright	36.000	83		2.3780	11000.	72	14482	No
270	GOM_NL__2PRFIN20041206_201648_000000392032_00400_14482_6817.N1	06-DEC-2004 20:16:48	Bright	38.500	111	8Eta Boo	2.6800	6000.0	77	14482	No
271	GOM_NL__2PRFIN20041206_202105_000001032032_00400_14482_6818.N1	06-DEC-2004 20:21:05	Tw_i_and_stray	103.00	96	68Del Leo	2.5600	9300.0	206	14482	No
272	GOM_NL__2PRFIN20041206_202928_000000502032_00400_14482_6819.N1	06-DEC-2004 20:29:28	Tw_i_and_stray	49.500	169	46Gam Hya	2.9910	4700.0	99	14482	No
273	GOM_NL__2PRFIN20041206_203051_000000502032_00400_14482_6820.N1	06-DEC-2004 20:30:51	Dark	50.000	100	4Gam Crv	2.5800	13100.	100	14482	No
274	GOM_NL__2PRFIN20041206_203253_000000392032_00400_14482_6821.N1	06-DEC-2004 20:32:53	Dark	39.000	123	lot Cen	2.7500	10200.	78	14482	No
275	GOM_NL__2PRFIN20041206_203448_000000402032_00400_14482_6822.N1	06-DEC-2004 20:34:48	Dark	39.500	95	Zet Cen	2.5450	26000.	79	14482	No
276	GOM_NL__2PRFIN20041206_203639_000000402032_00400_14482_6823.N1	06-DEC-2004 20:36:39	Dark	40.000	77	Eps Cen	2.3030	28000.	80	14482	No
277	GOM_NL__2PRFIN20041206_203759_000000522032_00400_14482_6824.N1	06-DEC-2004 20:37:59	Dark	52.000	4	Alp1Cen	-0.010000	5800.0	104	14482	No
278	GOM_NL__2PRFIN20041206_204021_000000422032_00401_14483_6788.N1	06-DEC-2004 20:40:21	Dark	41.500	12	Alp1Cru	0.77500	30000.	83	14483	No

279	GOM_NL__2PRFIN20041206_204149_000000442032_00401_14483_6789.N1	06-DEC-2004 20:41:49	Dark	44.000	113	Mu Vel	2.6920	5000.0	88	14483	No
280	GOM_NL__2PRFIN20041206_204557_000000432032_00401_14483_6790.N1	06-DEC-2004 20:45:57	Dark	42.500	29	Bet Car	1.6720	10200.	85	14483	No
281	GOM_NL__2PRFIN20041206_204808_000000522032_00401_14483_6791.N1	06-DEC-2004 20:48:08	Dark	52.000	41	Eps Car	1.8600	4100.0	104	14483	No
282	GOM_NL__2PRFIN20041206_205029_000000512032_00401_14483_6792.N1	06-DEC-2004 20:50:29	Dark	50.500	34	Gam2Vel	1.7930	23000.	101	14483	No
283	GOM_NL__2PRFIN20041206_205320_000000492032_00401_14483_6793.N1	06-DEC-2004 20:53:20	Dark	49.000	2	Alp Car	-0.73600	7000.0	98	14483	No

### 3. Quality information per product

In this section it is plotted some information contained in the Quality Summary data set of the level 2 products. Only products in dark limb conditions and without errors (error flag in the MPH set to "0") are used.

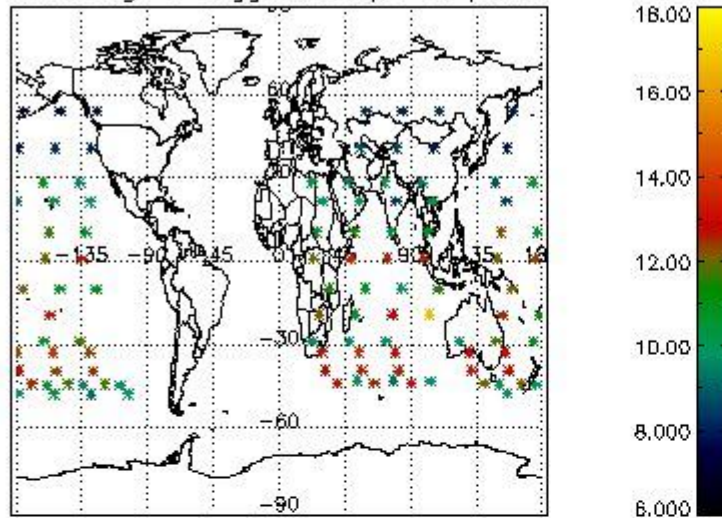
#### 3.1 Plot quality information per product (time dependant)



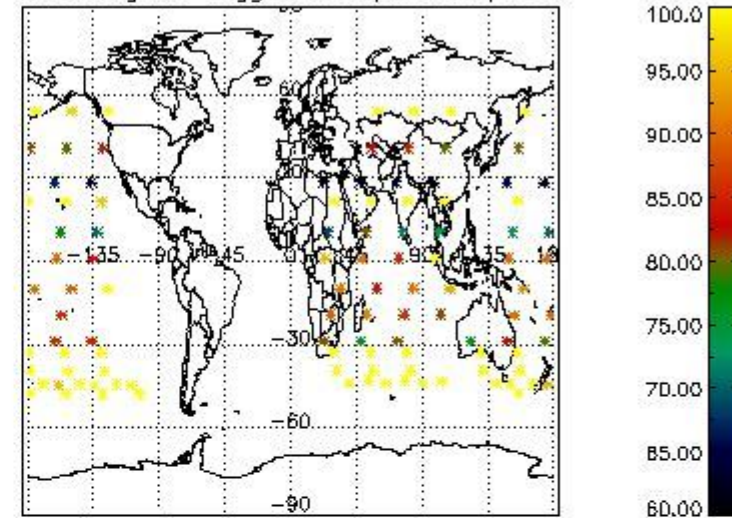
#### 3.2 Plot quality information per product (world map)



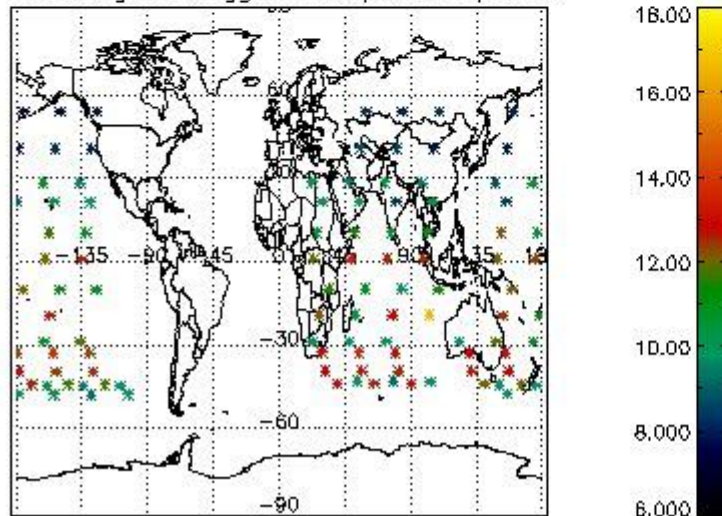
Percentage of flagged data per O3 profile



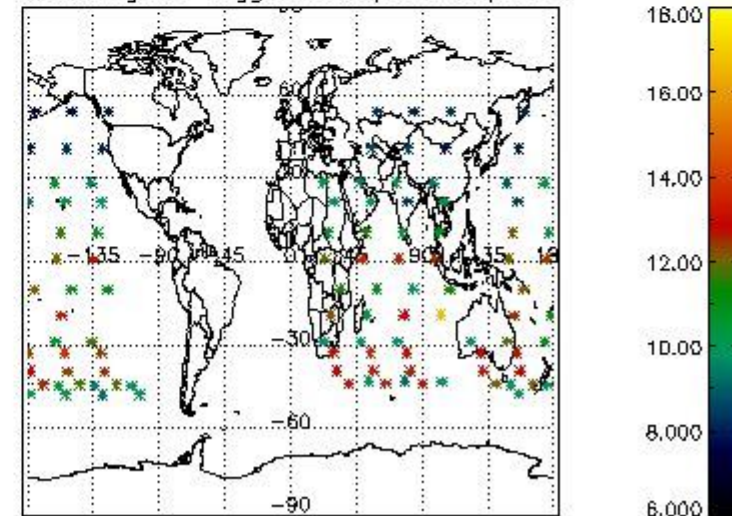
Percentage of flagged data per H2O profile



Percentage of flagged data per NO2 profile



Percentage of flagged data per NO3 profile

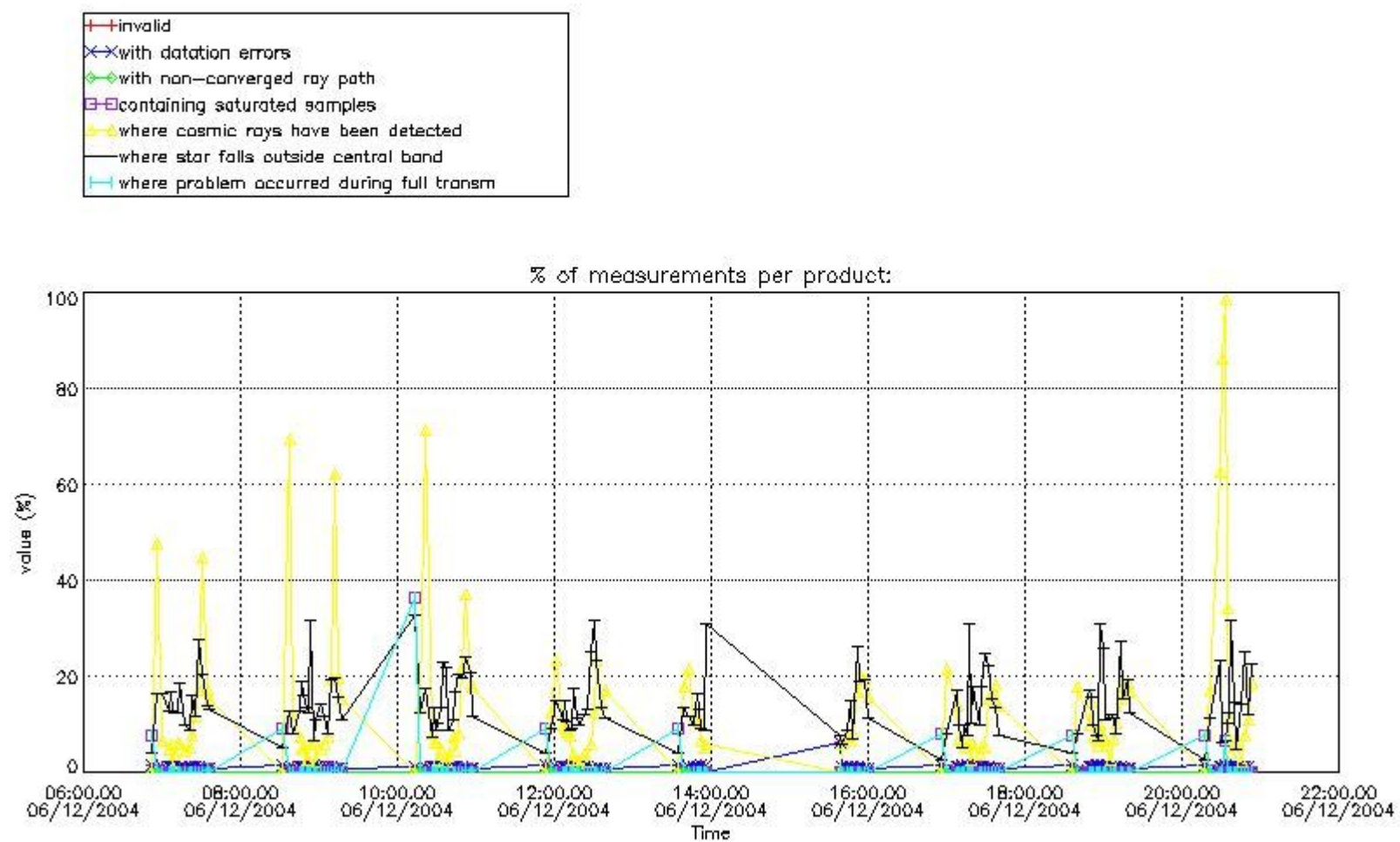


#### 4. Level 1 quality information per product

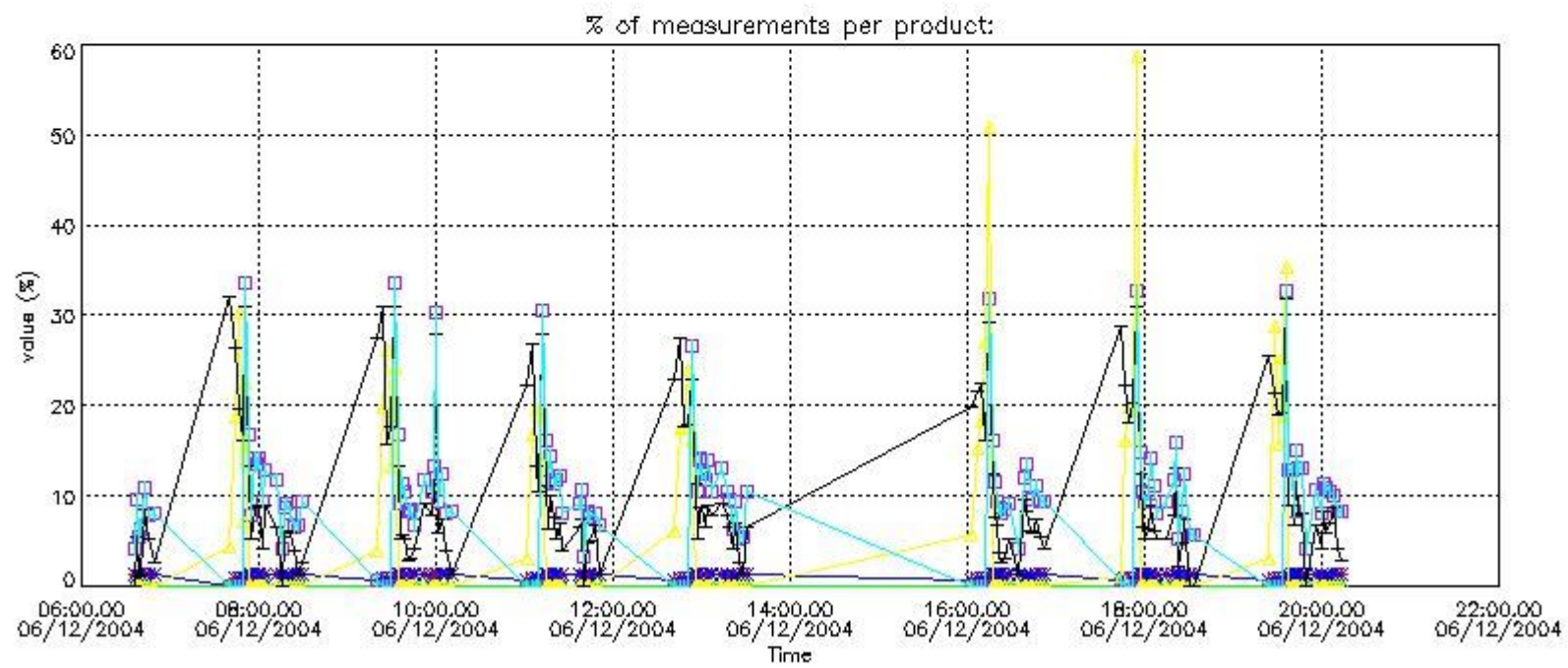
In this section it is plotted some information contained in the Quality Summary data set of the level 2 products that comes from the level 1b processing. Products without errors (error flag in the MPH set to "0") are used.

##### 4.1 Plot quality information per product (time dependant) coming from level 1b processing

###### 4.1.1 Plot level 1 quality information per product (time dependant): ENVISAT ASCENDING passes



4.1.2 Plot level 1 quality information per product (time dependant): ENVI SAT DESCENDING passes

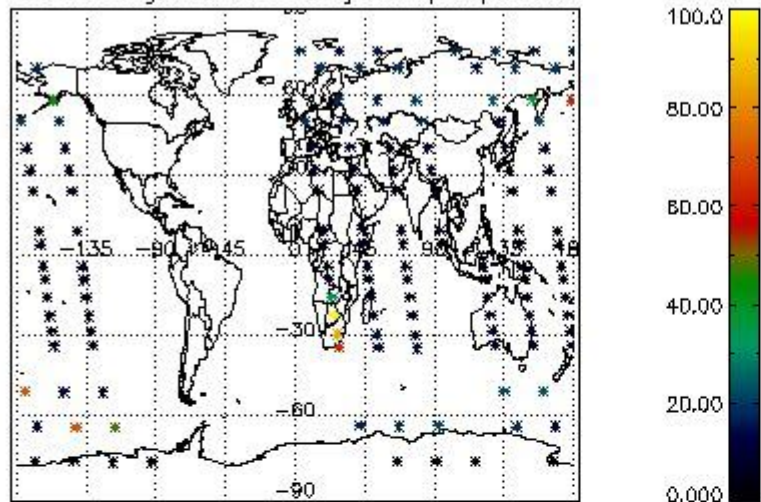


#### 4.2 Plot quality information per product coming from level 1b processing (world map)

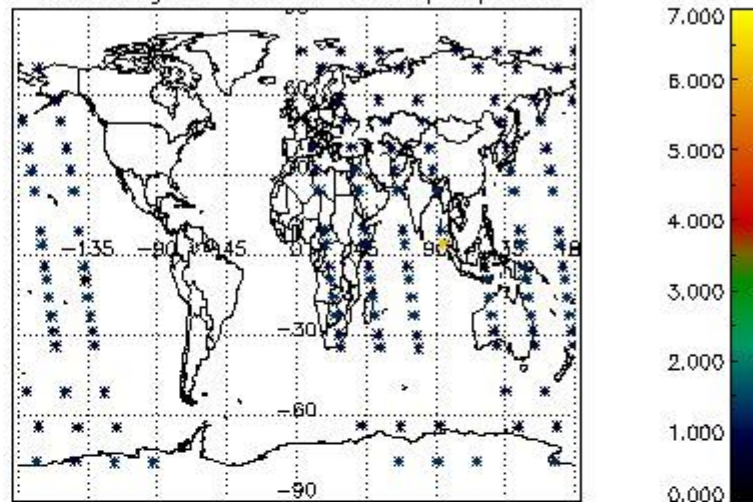
##### 4.2.1 Plot level 1 quality information per product (world map): ENVISAT ASCENDING passes



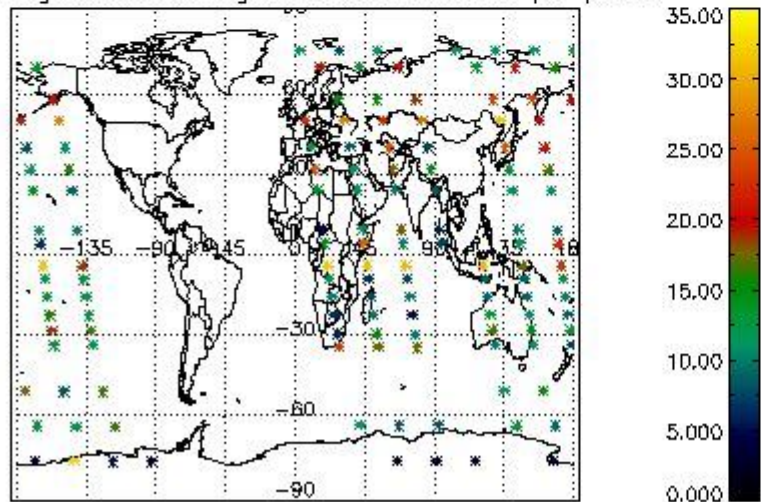
Percentage of cosmic ray hits per profile



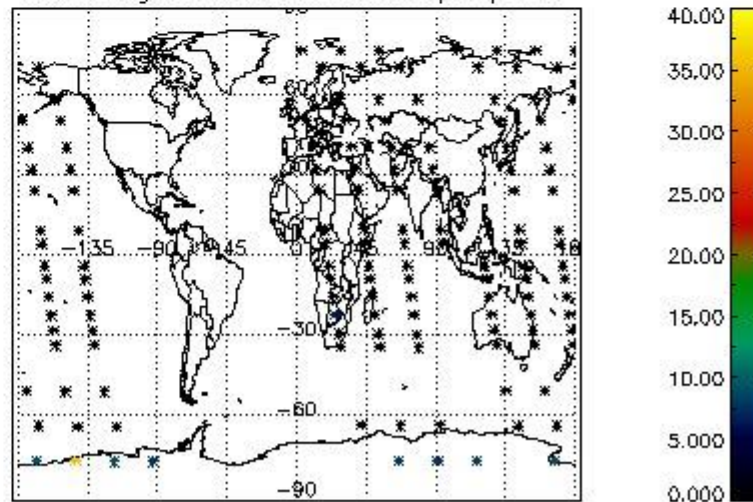
Percentage of datation errors per profile



Percentage of star falling outside central band per profile

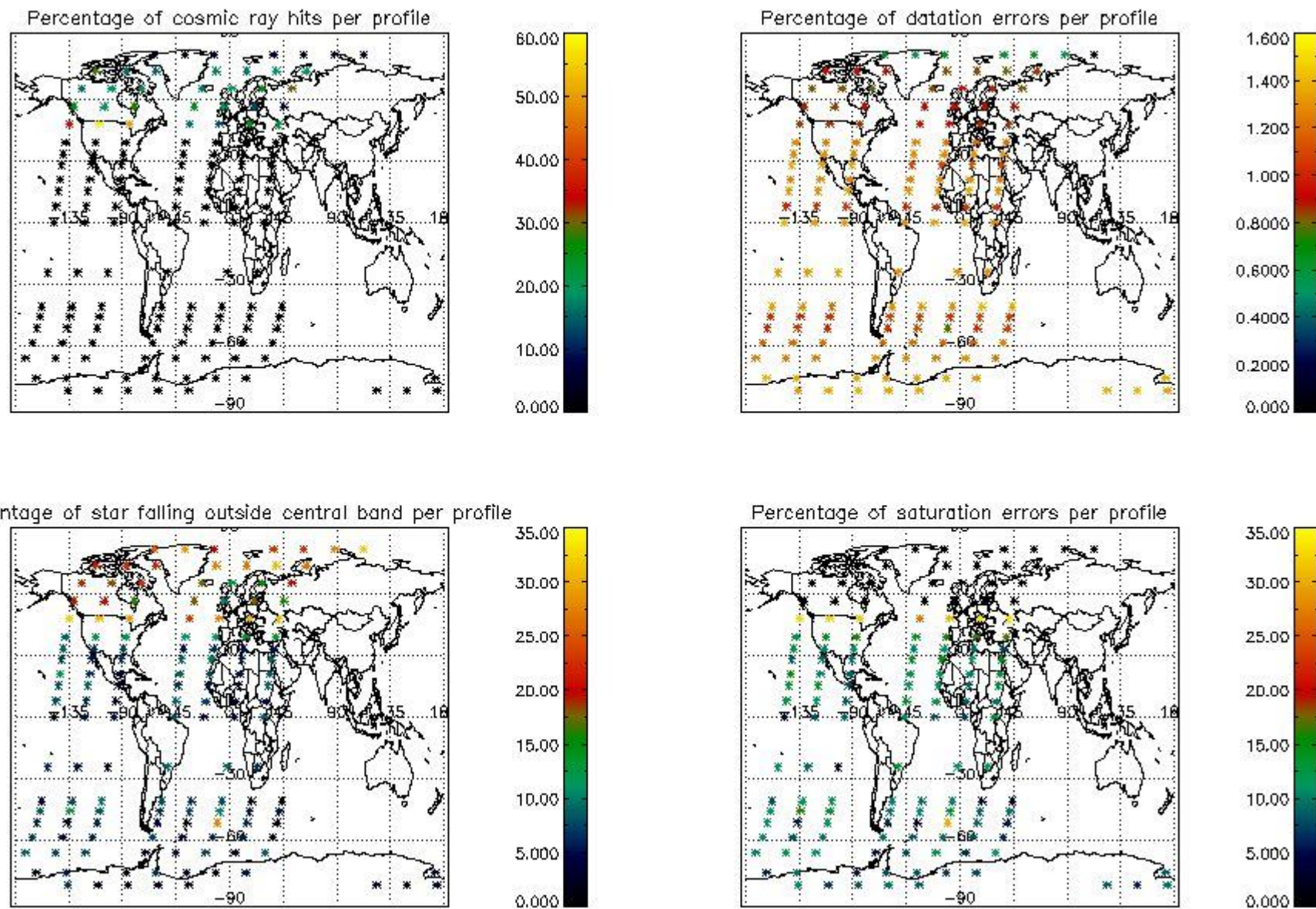


Percentage of saturation errors per profile



4.2.2 Plot level 1 quality information per product (world map): ENVISAT DESCENDING passes





## 5. Trace gas profiles

### 5.1 Ozone statistics based on quality of products

The final quality of the products can be "measured" using the STD (Standard Deviation) attached to every point profile. This information is written to the parameter GOM\_NL\_\_2P/NL\_LOCAL\_SPECIES\_DENSITY/o3\_std of the level 2 products. The table below shows the statistics for given STD ranges.

The statistics are given with respect to the overall valid production:

- Products without fatal errors: GOM\_NL\_\_2P/MPH/PRODUCT\_ERR=0
- Valid point profile: GOM\_NL\_\_2P/NL\_LOCAL\_SPECIES\_DENSITY/pcd(0)=0

The 'Criteria' is applied to valid points of dark limb products:

- Products in dark limb illumination condition: GOM\_NL\_\_2P/NL\_SUMMARY\_QUALITY/obs\_ill\_cond=0
- Products without fatal errors: GOM\_NL\_\_2P/MPH/PRODUCT\_ERR=0
- Valid point profile: GOM\_NL\_\_2P/NL\_LOCAL\_SPECIES\_DENSITY/pcd(0)=0

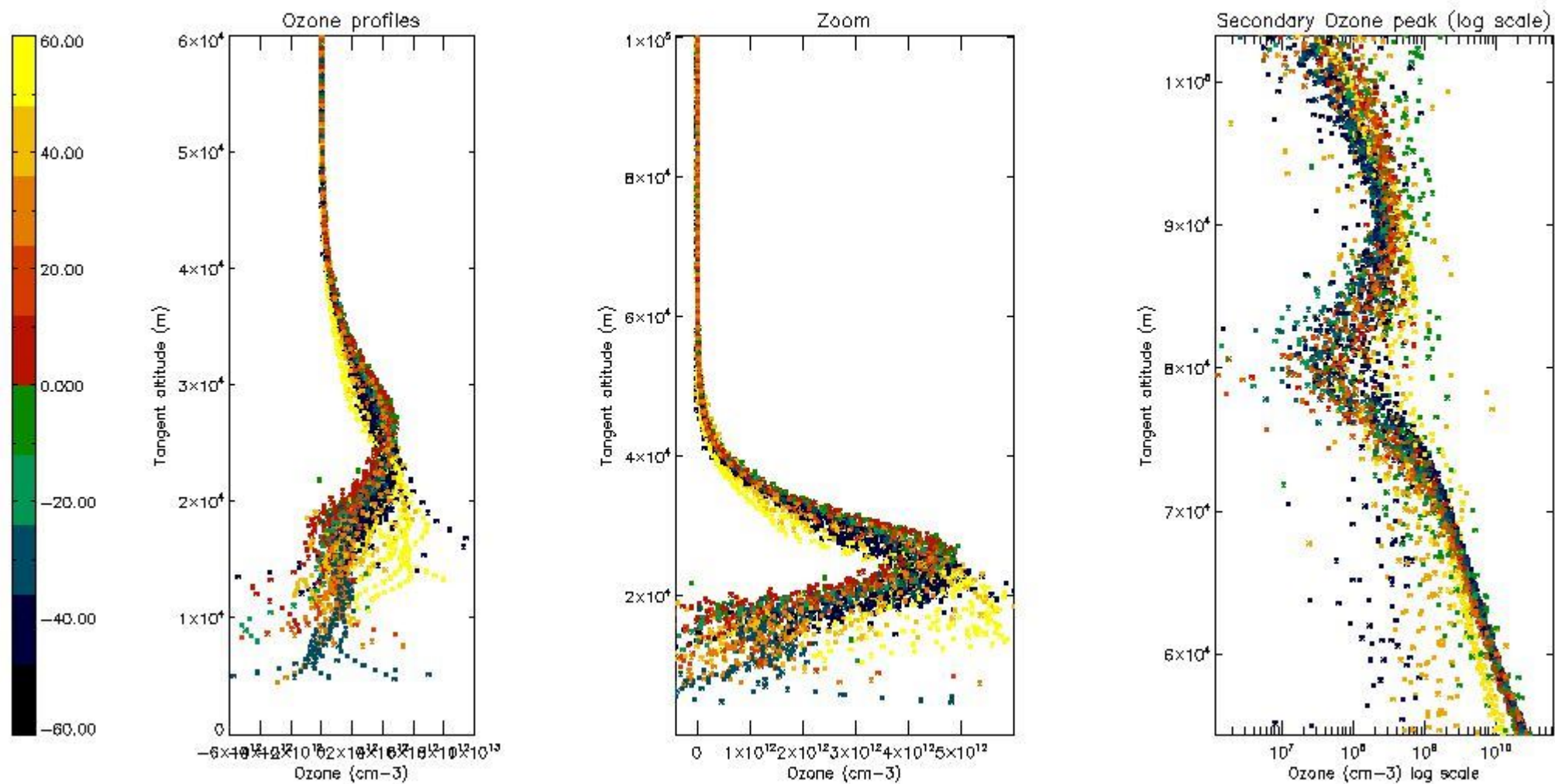
So, the table below shows the percentage of dark limb and valid observations for each criteria with respect to the overall valid daily observations.

Criteria	% of total production
All STD	37
STD < 20	21

STD < 10	18
STD < 5	13

5.2 Plot ozone profiles for all STD (dark without errors)

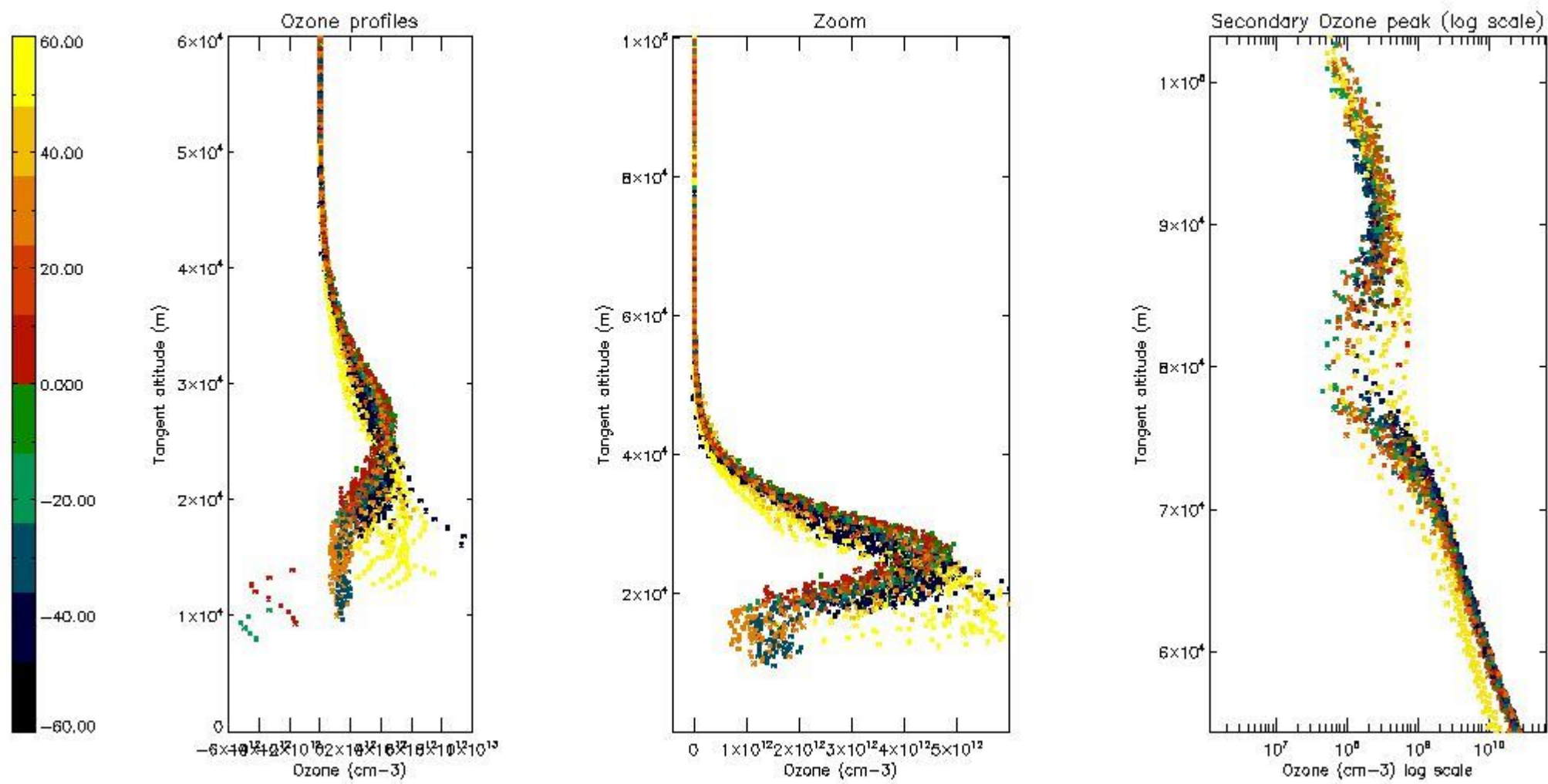
The colorbar represents the latitude.



5.3 Plot ozone profiles where STD < 20% (dark without errors)

The colorbar represents the latitude.

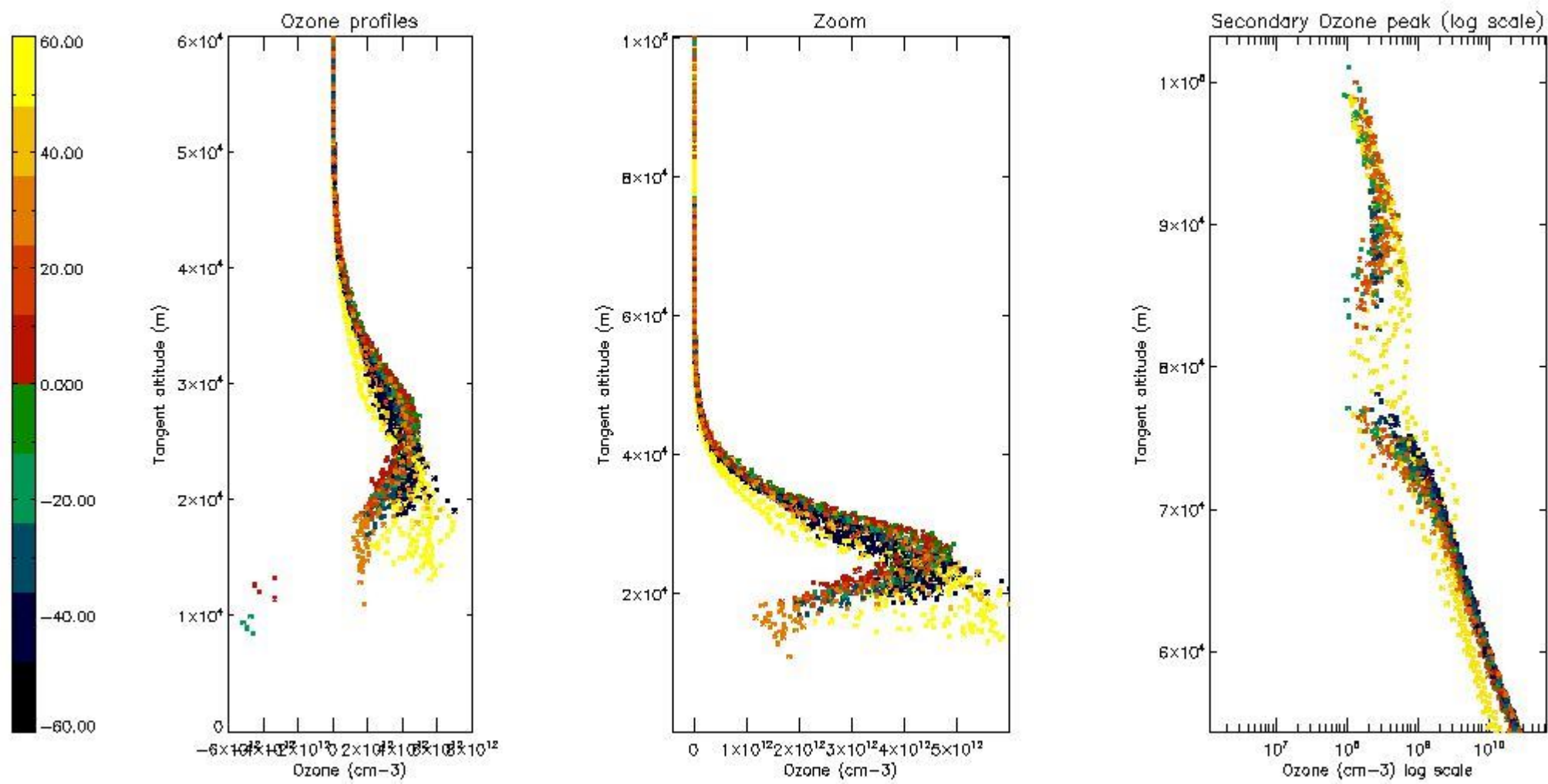




*5.4 Plot ozone profiles where STD < 10% (dark without errors)*

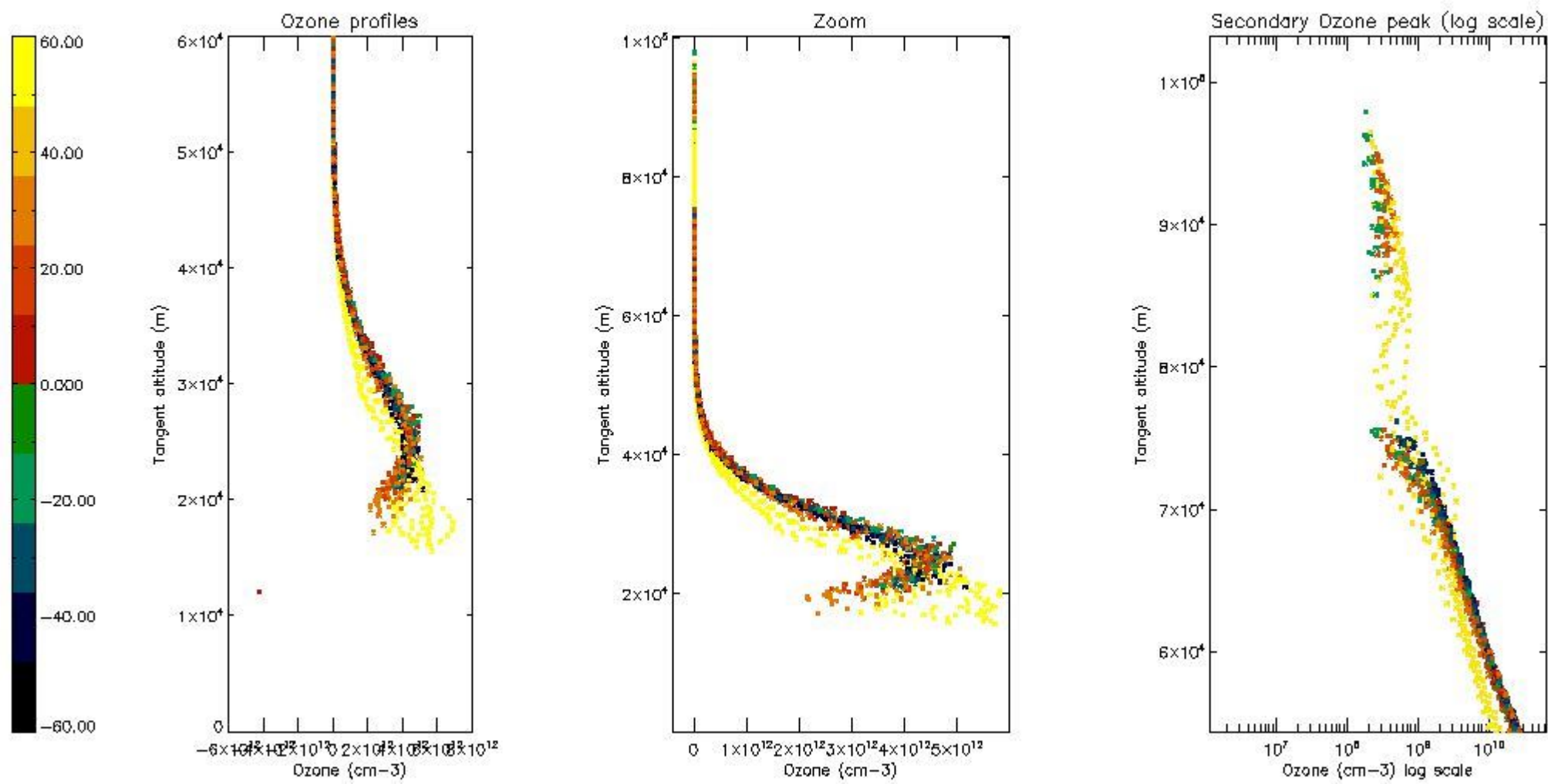
The colorbar represents the latitude.





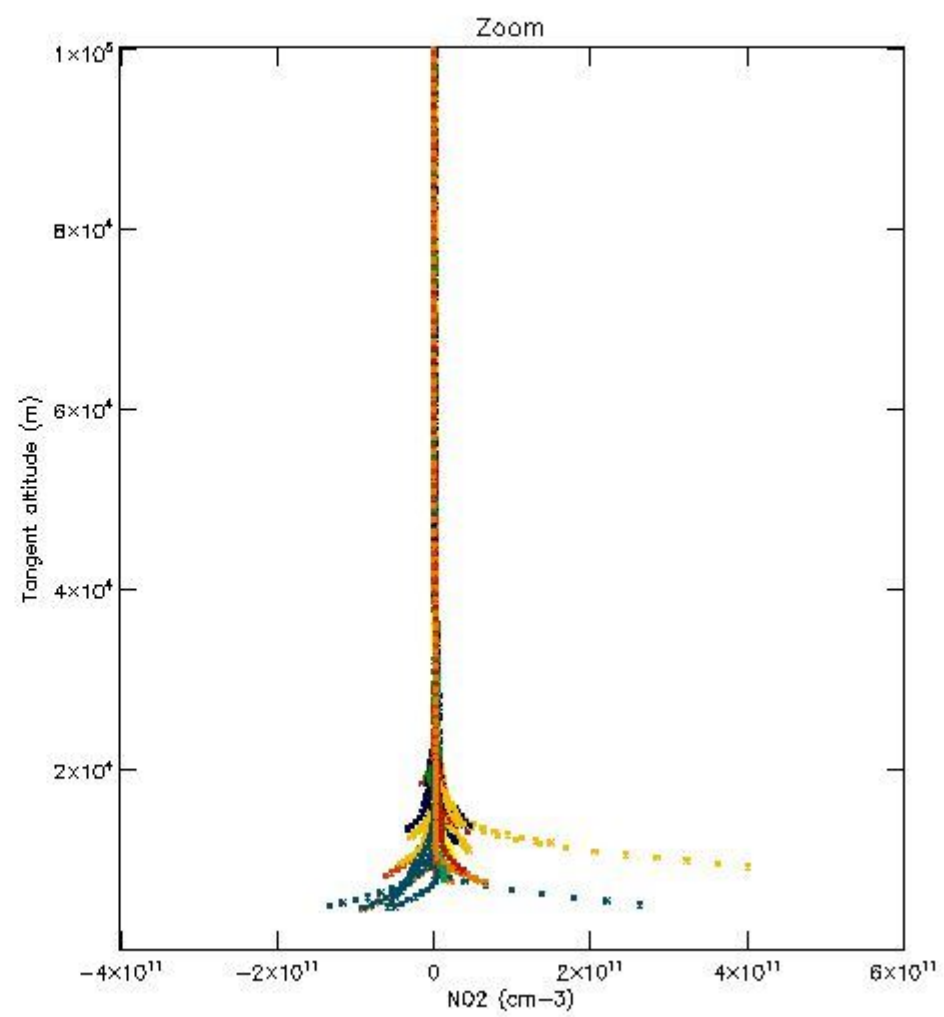
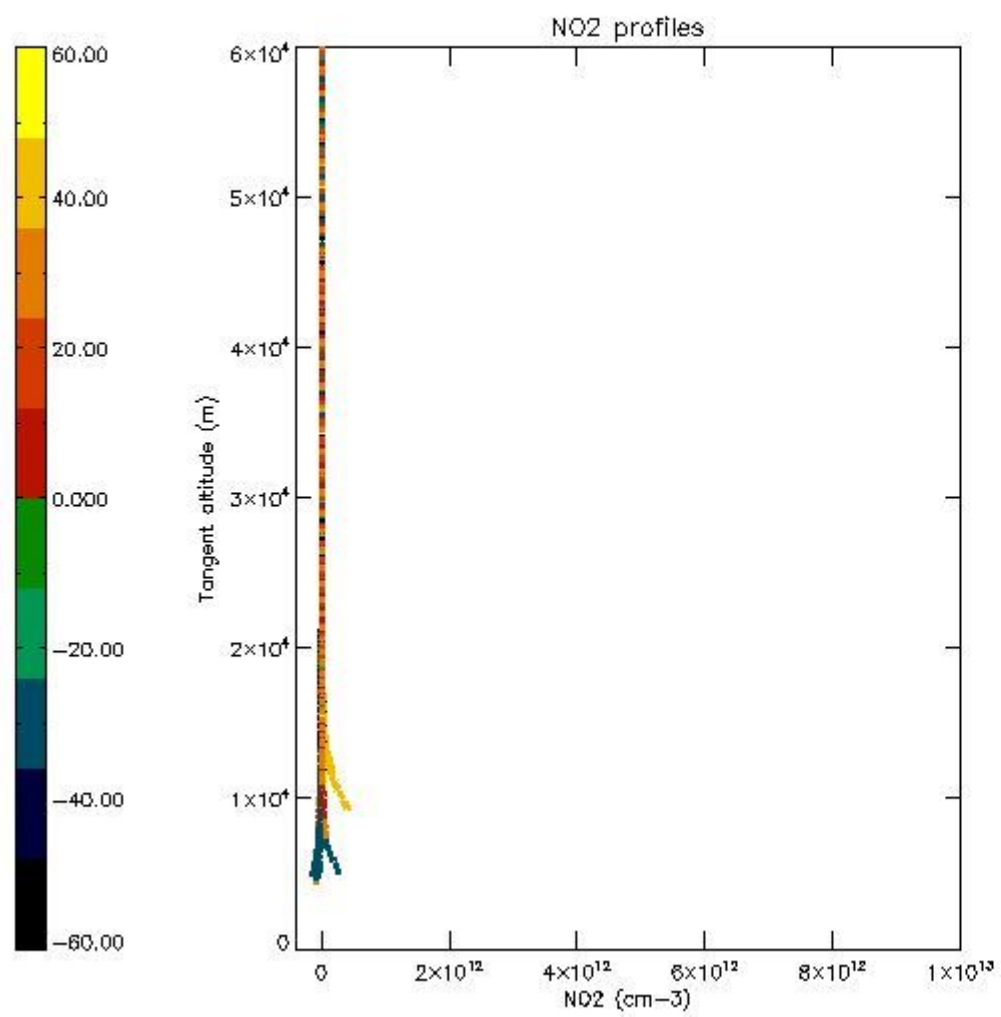
*5.5 Plot ozone profiles where STD < 5% (dark without errors)*

The colorbar represents the latitude.



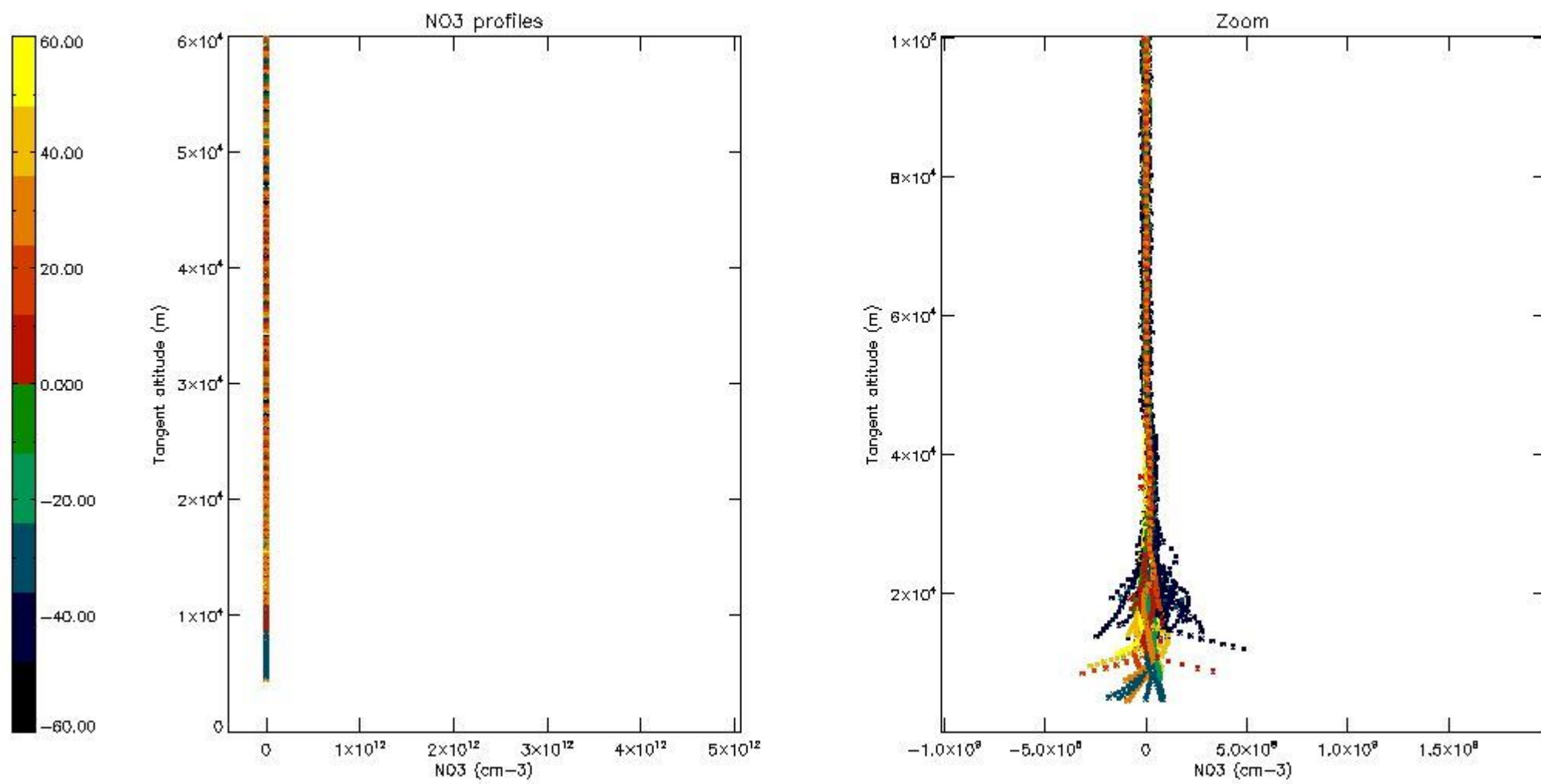
*5.6 Plot NO<sub>2</sub> profiles for all STD (dark without errors)*

The colorbar represents the latitude.



*5.7 Plot NO3 profiles for all STD (dark without errors)*

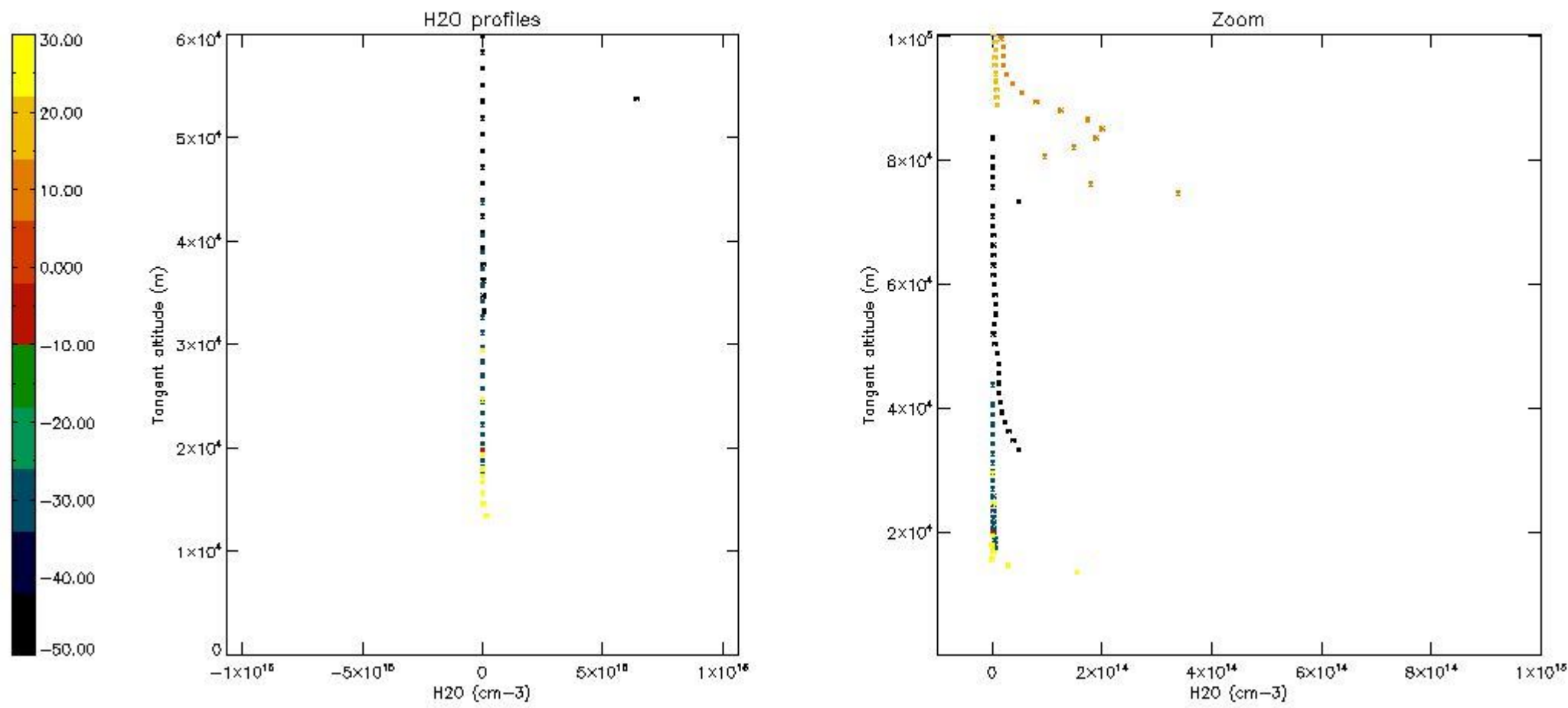
The colorbar represents the latitude.



5.8 Plot H<sub>2</sub>O profiles for all STD (only for occultations of stars 1,2,3,4,13,14,16,26,63 dark without errors)

The colorbar represents the latitude.

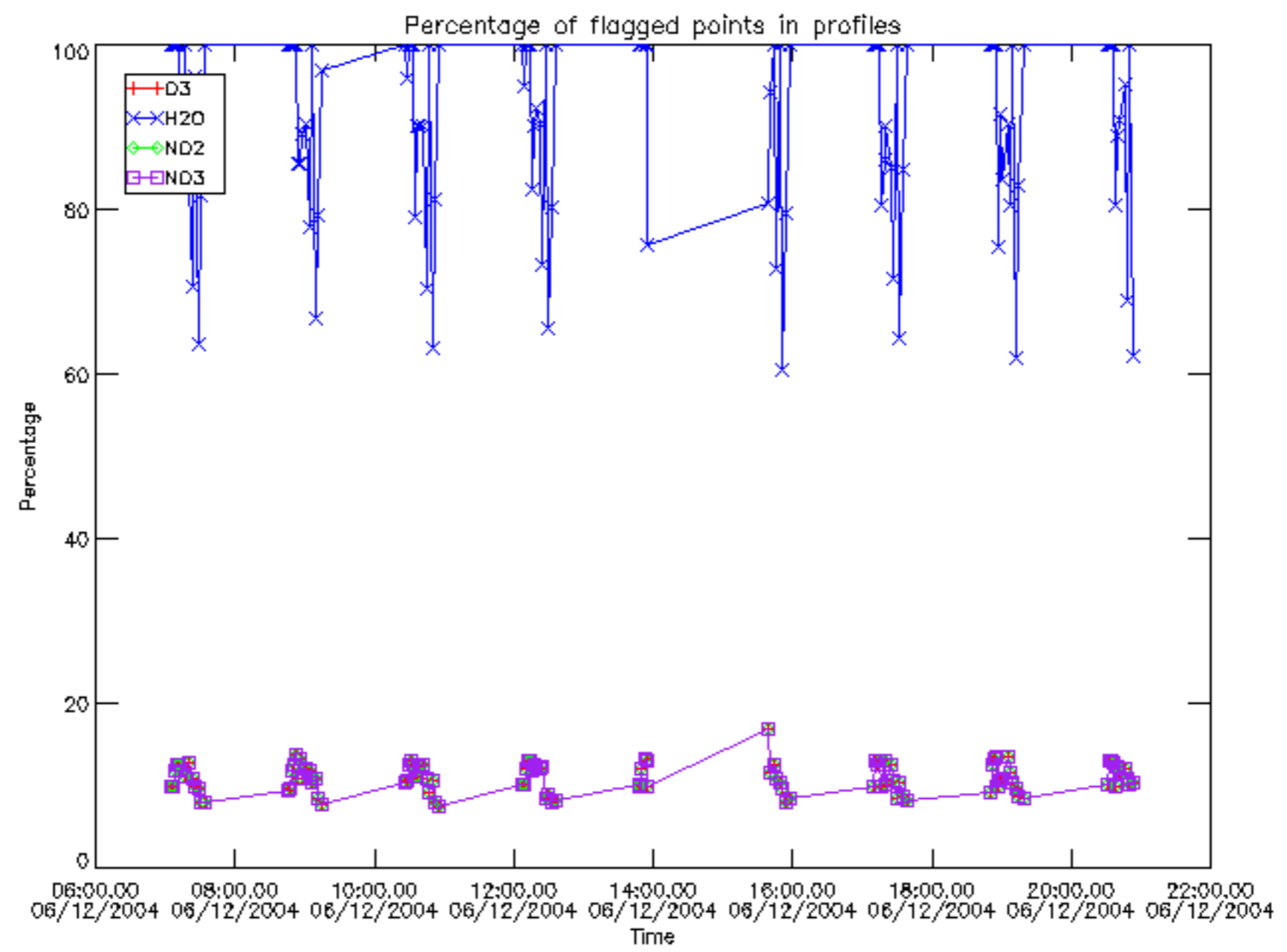




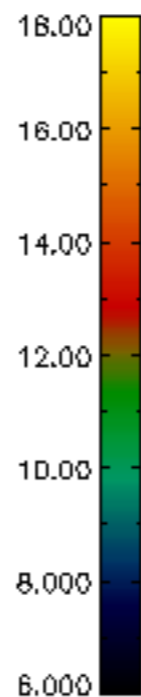
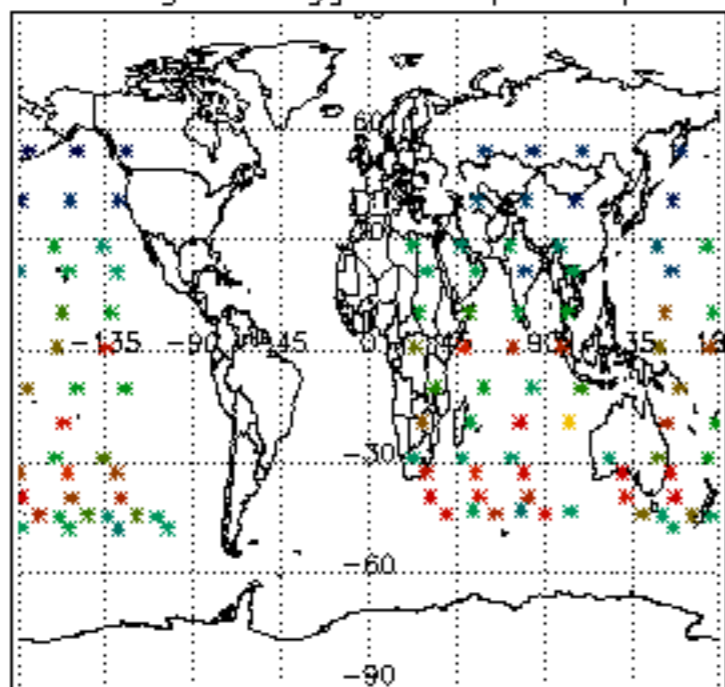
## 6. Auxiliary Data Files used for the production reported in section 2

The number reported in the third column indicates since which file (see list in section 2) the corresponding auxiliary file has been used. The fourth column is the date of those product files.

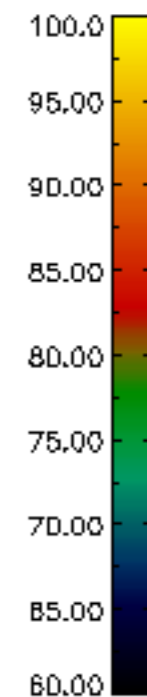
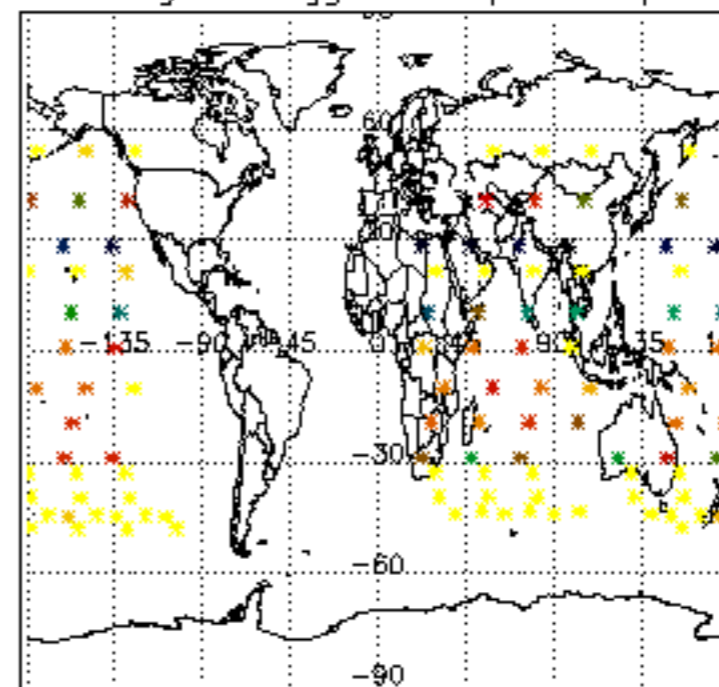
Type	Auxiliary Filename	Used since product	Used since product date
INST_PHYS_CHARACTERISTICS	GOM_INS_AXVIEC20091111_143220_20030716_120000_20500101_000000	1	06-DEC-2004 06:35:30
LEVEL-2_PROC_CONFIG	GOM_PR2_AXVIEC20091111_152718_20020301_000000_20500101_000000	1	06-DEC-2004 06:35:30
CROSS_SECTIONS_FILE	GOM_CRS_AXVIEC20091111_154832_20020301_000000_20500101_000000	1	06-DEC-2004 06:35:30



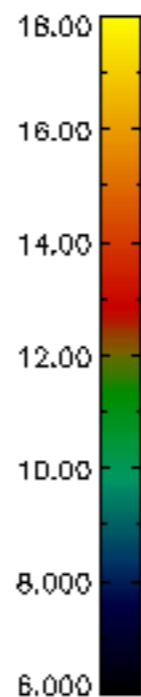
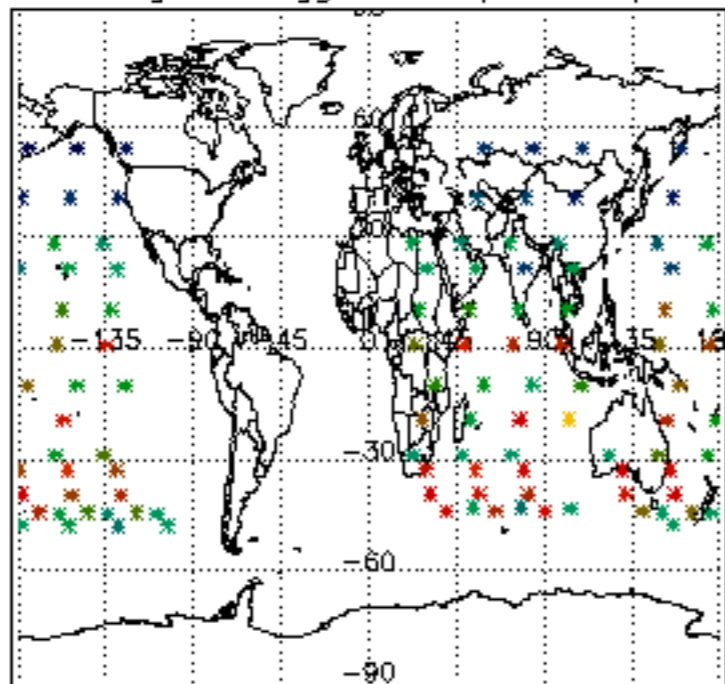
Percentage of flagged data per D3 profile



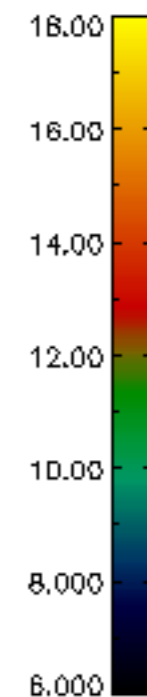
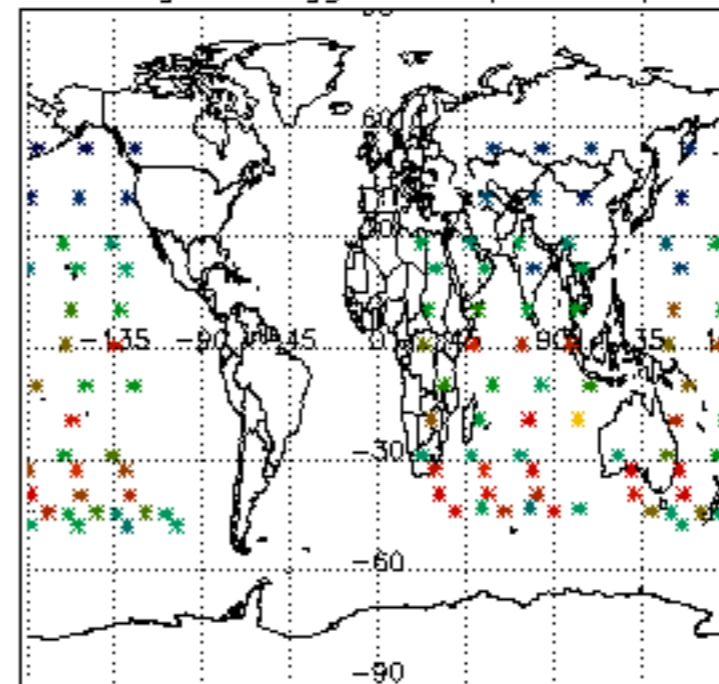
Percentage of flagged data per H2O profile

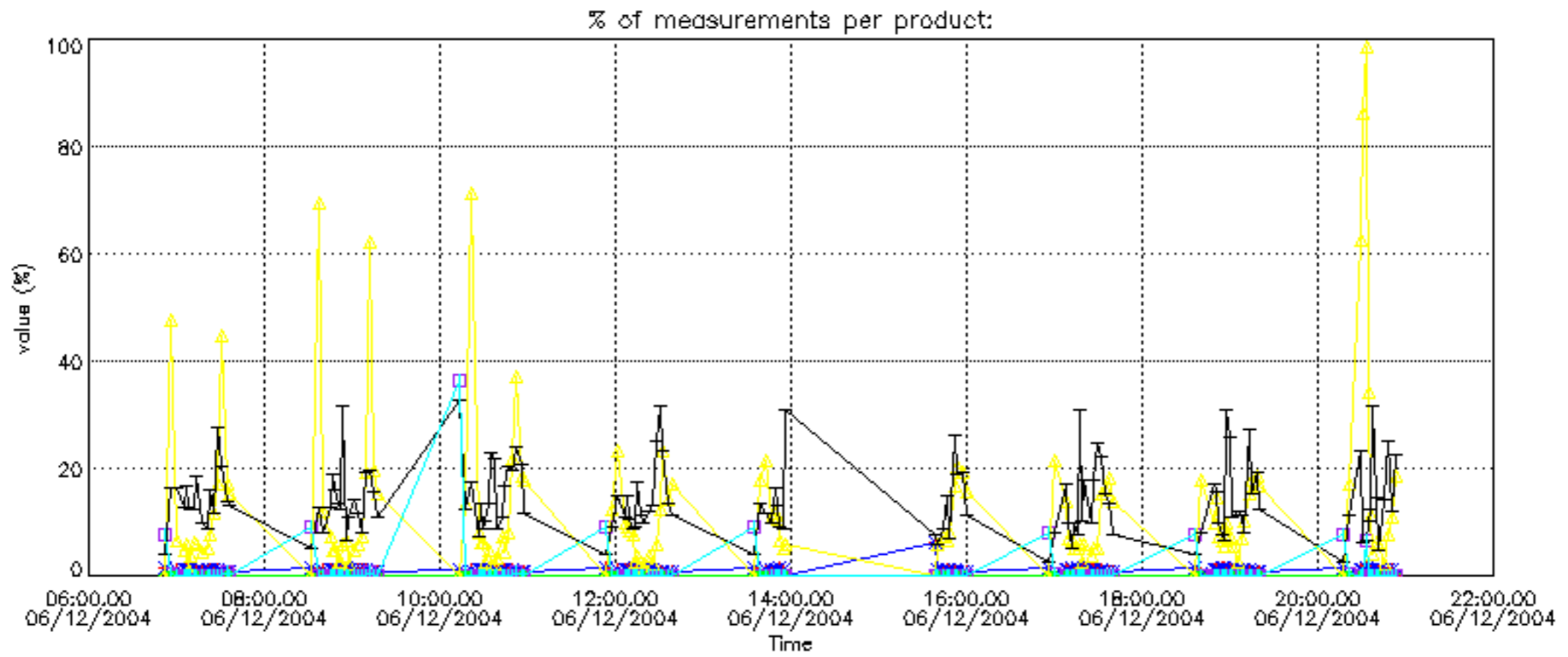


Percentage of flagged data per NO2 profile

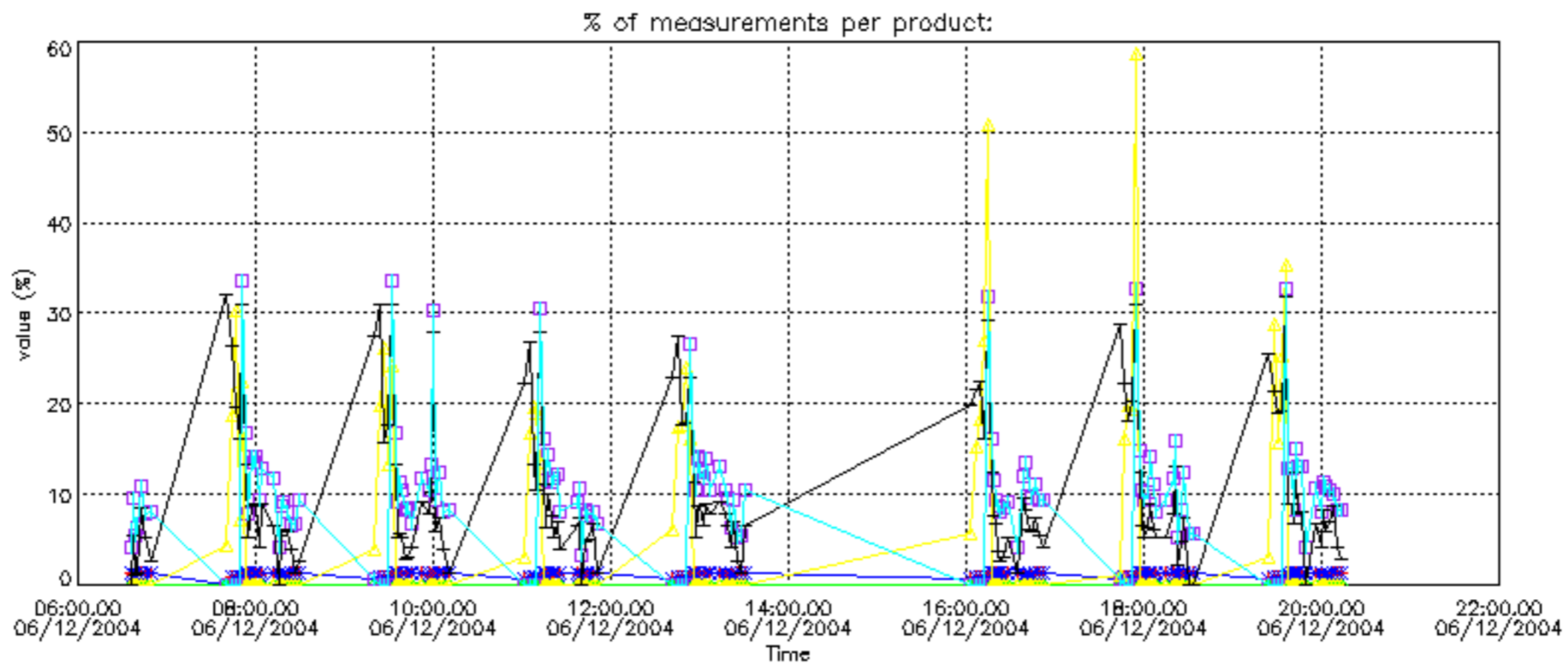


Percentage of flagged data per NO3 profile

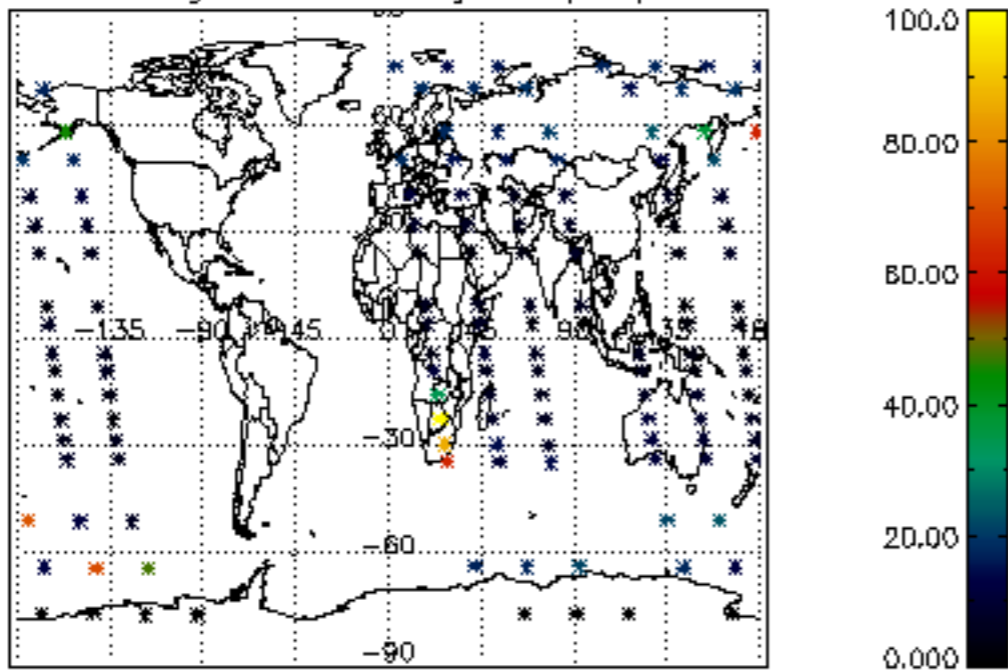




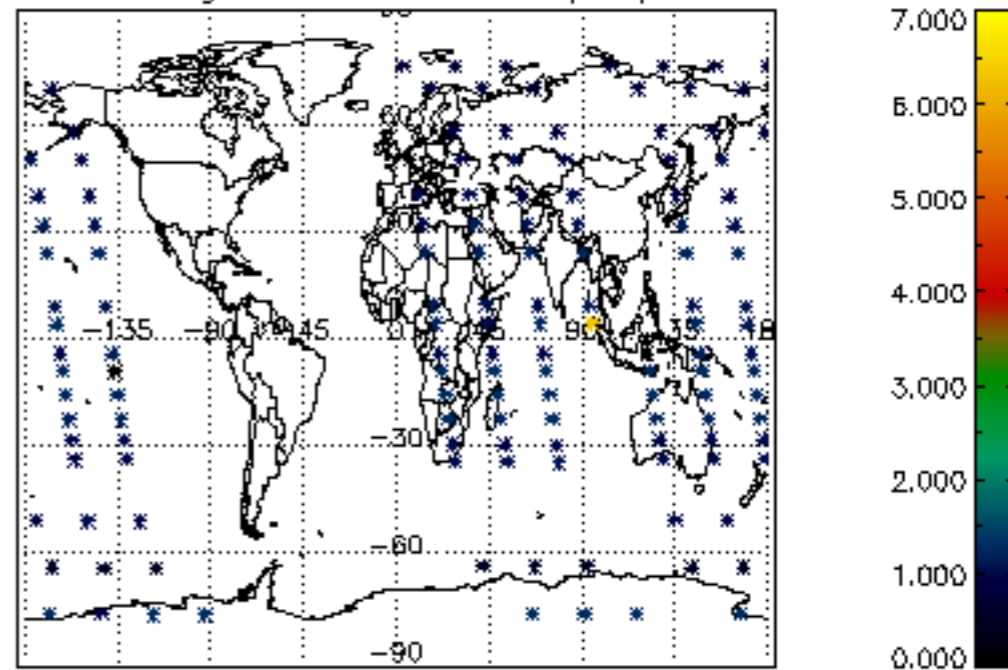




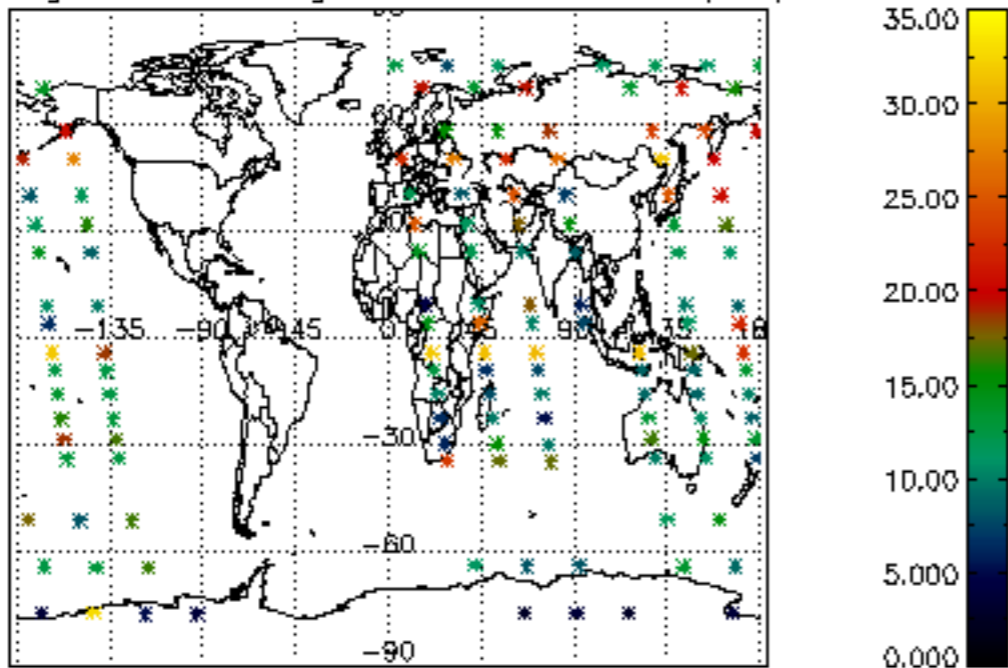
Percentage of cosmic ray hits per profile



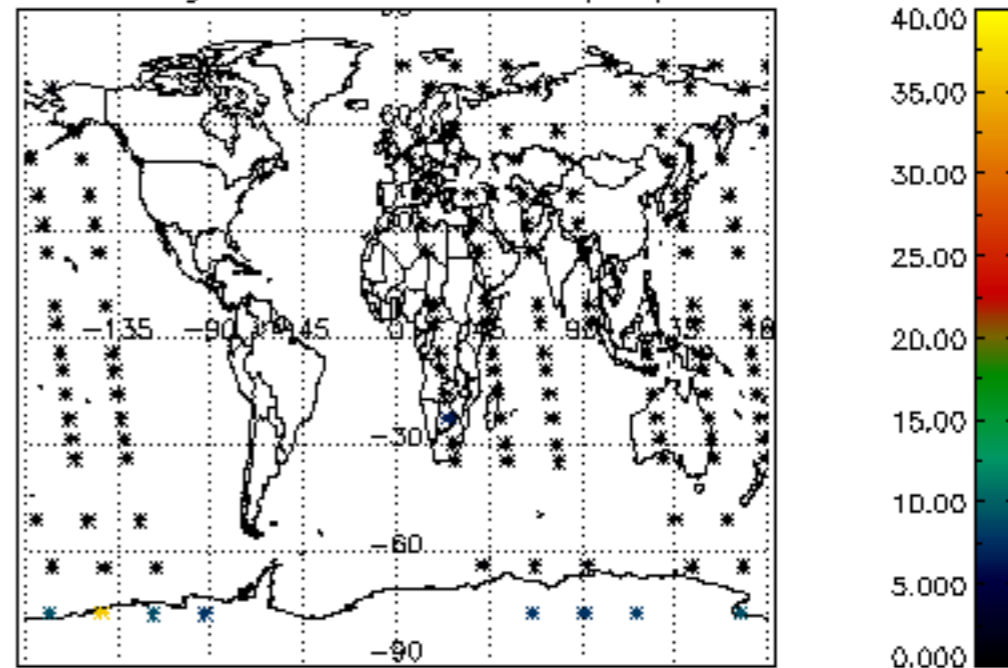
Percentage of datation errors per profile



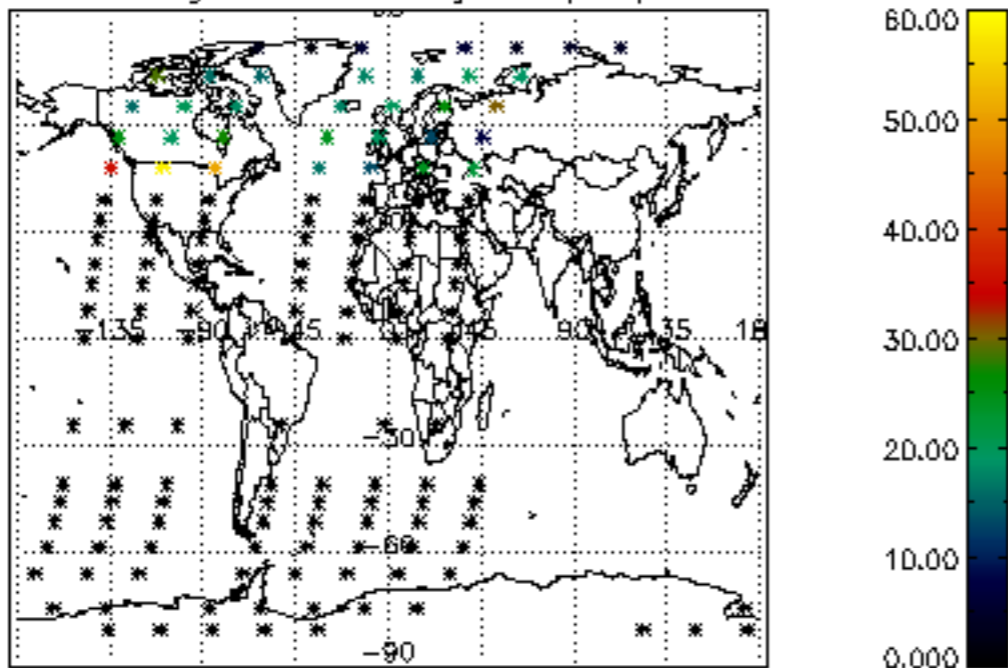
Percentage of star falling outside central band per profile



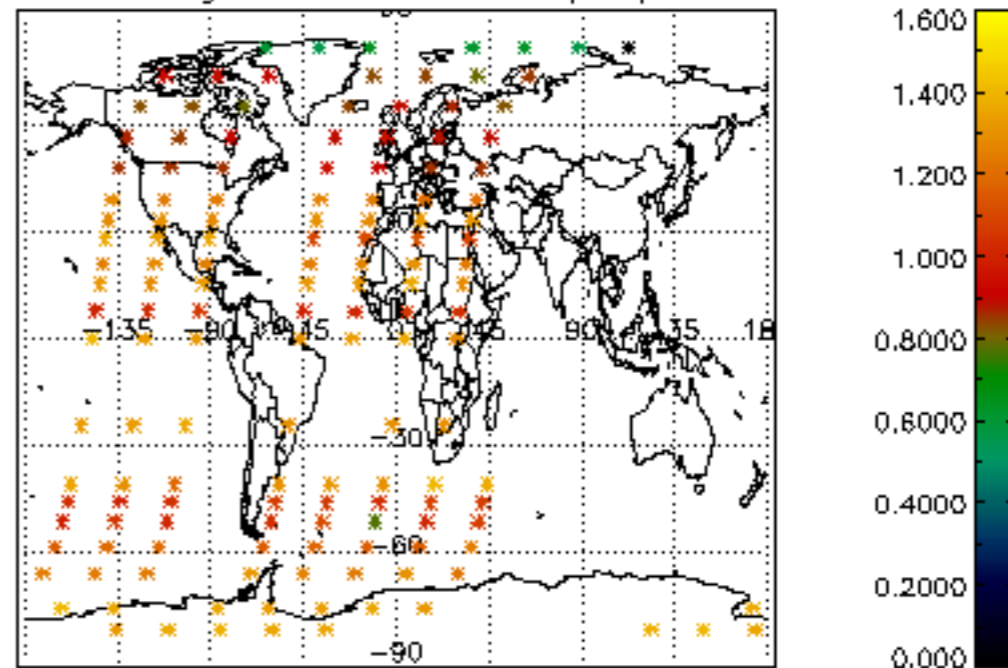
Percentage of saturation errors per profile



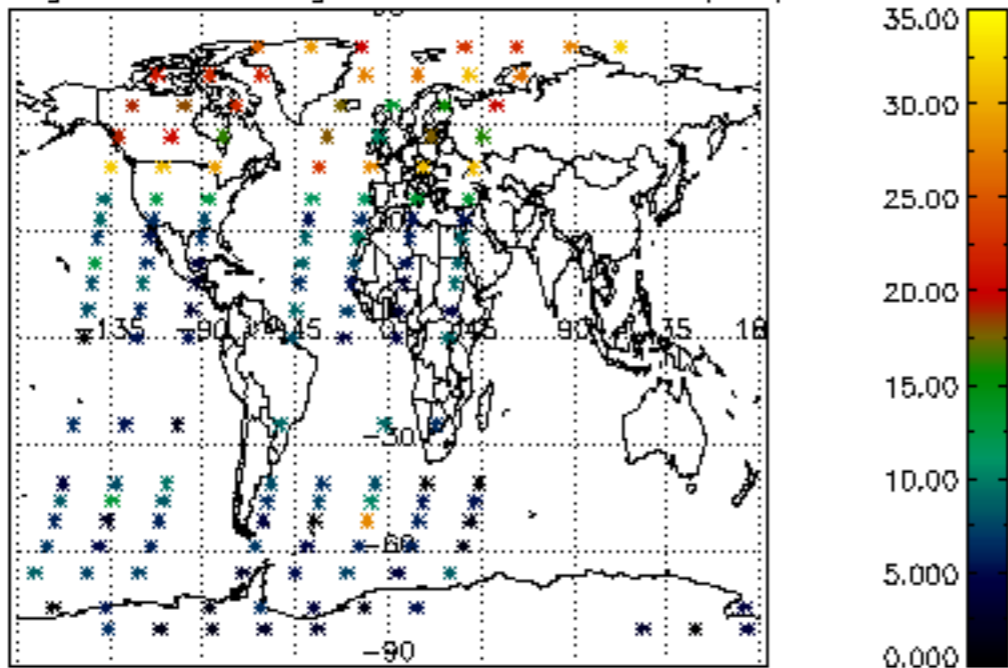
Percentage of cosmic ray hits per profile



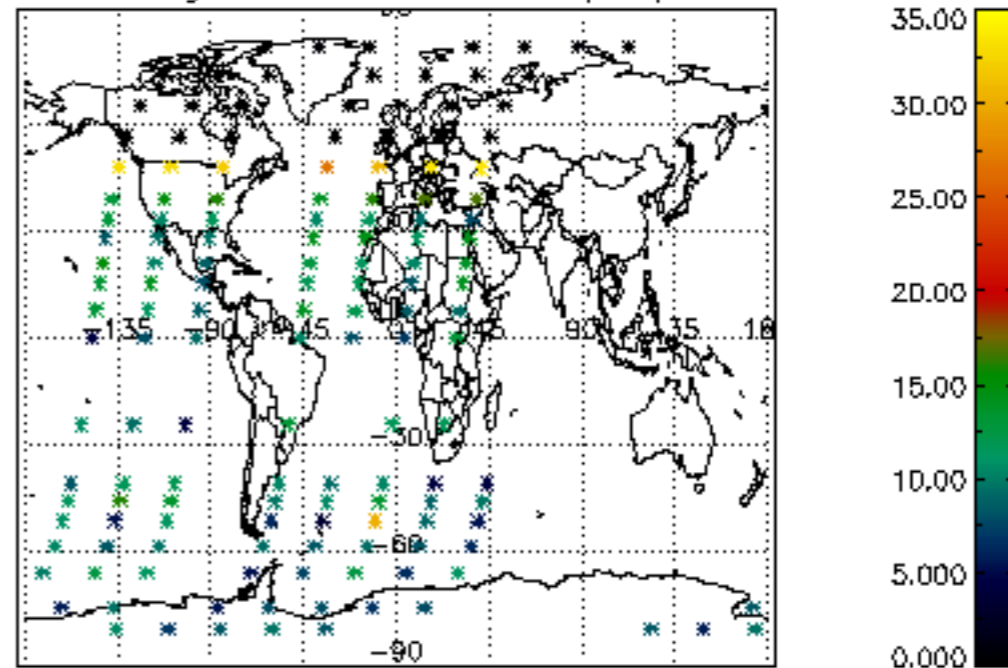
Percentage of datation errors per profile

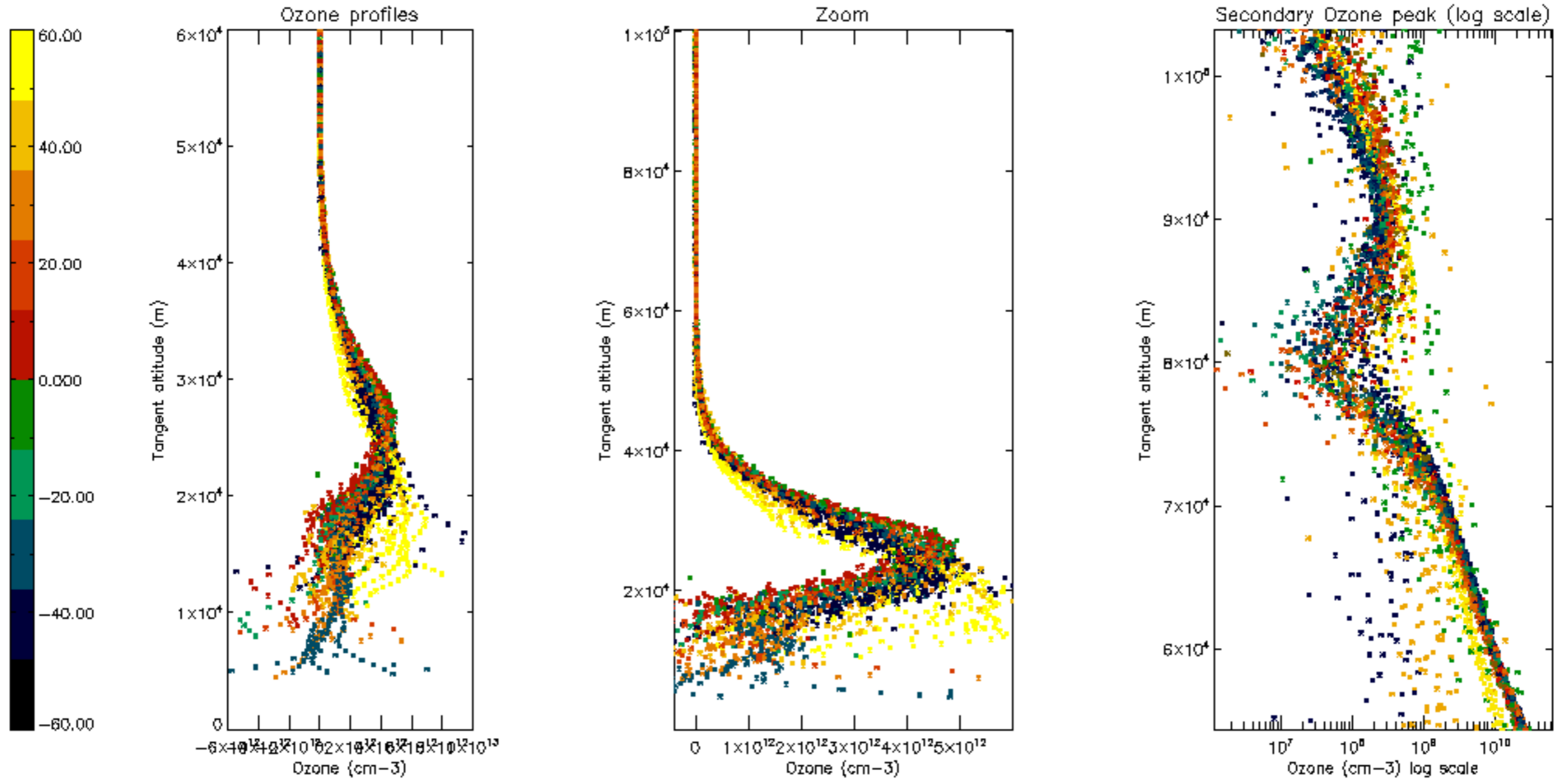


Percentage of star falling outside central band per profile

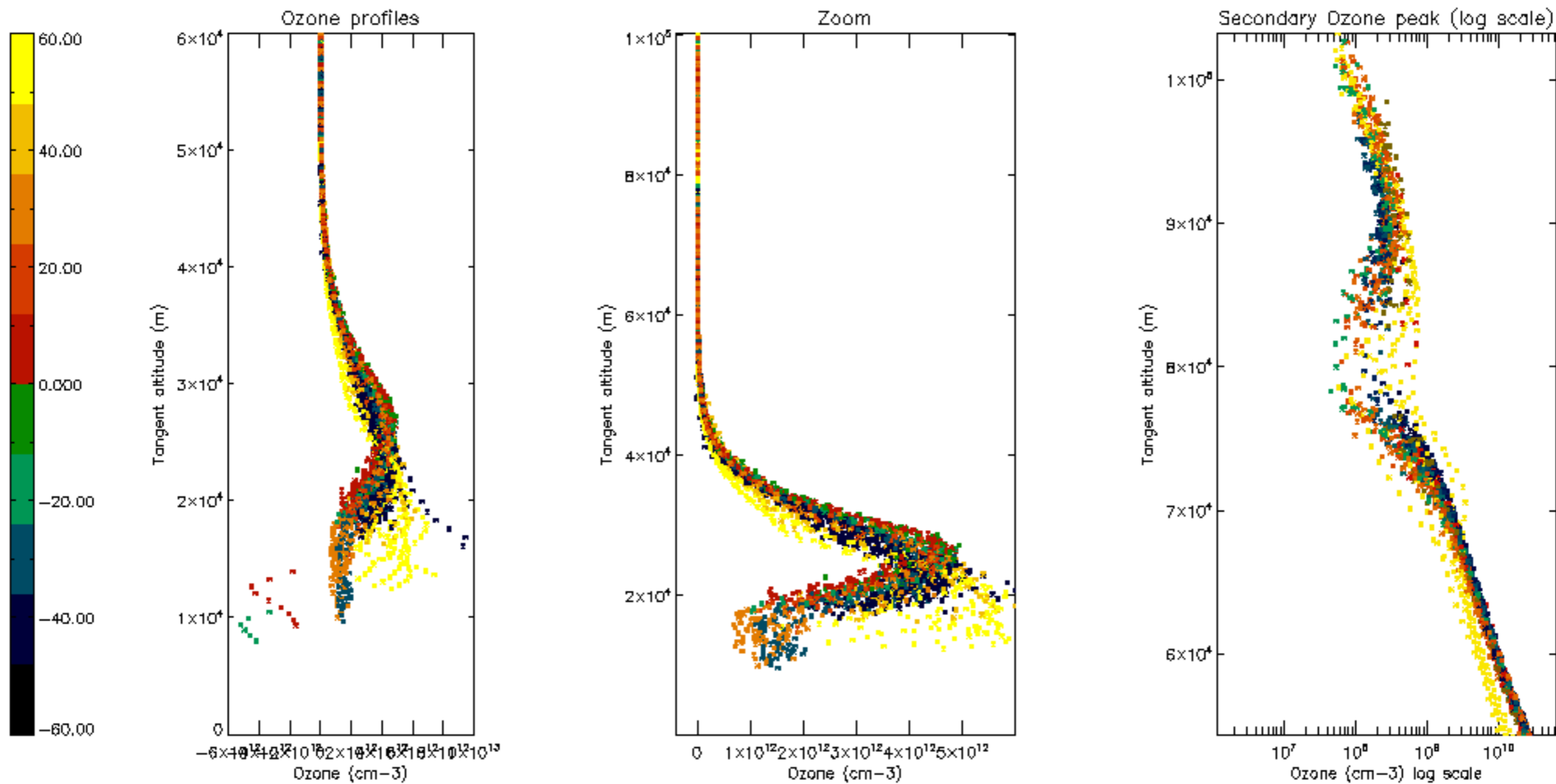


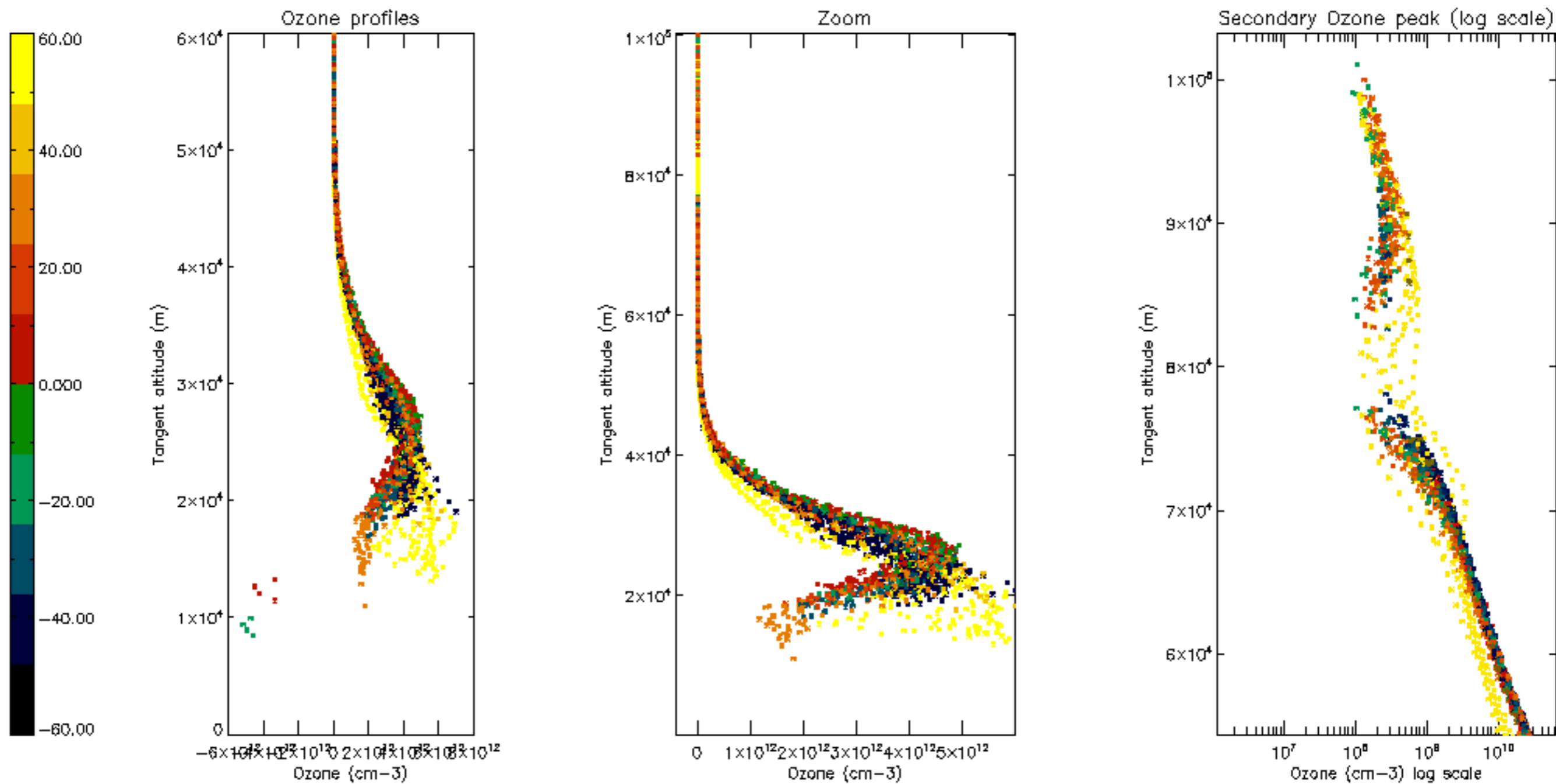
Percentage of saturation errors per profile

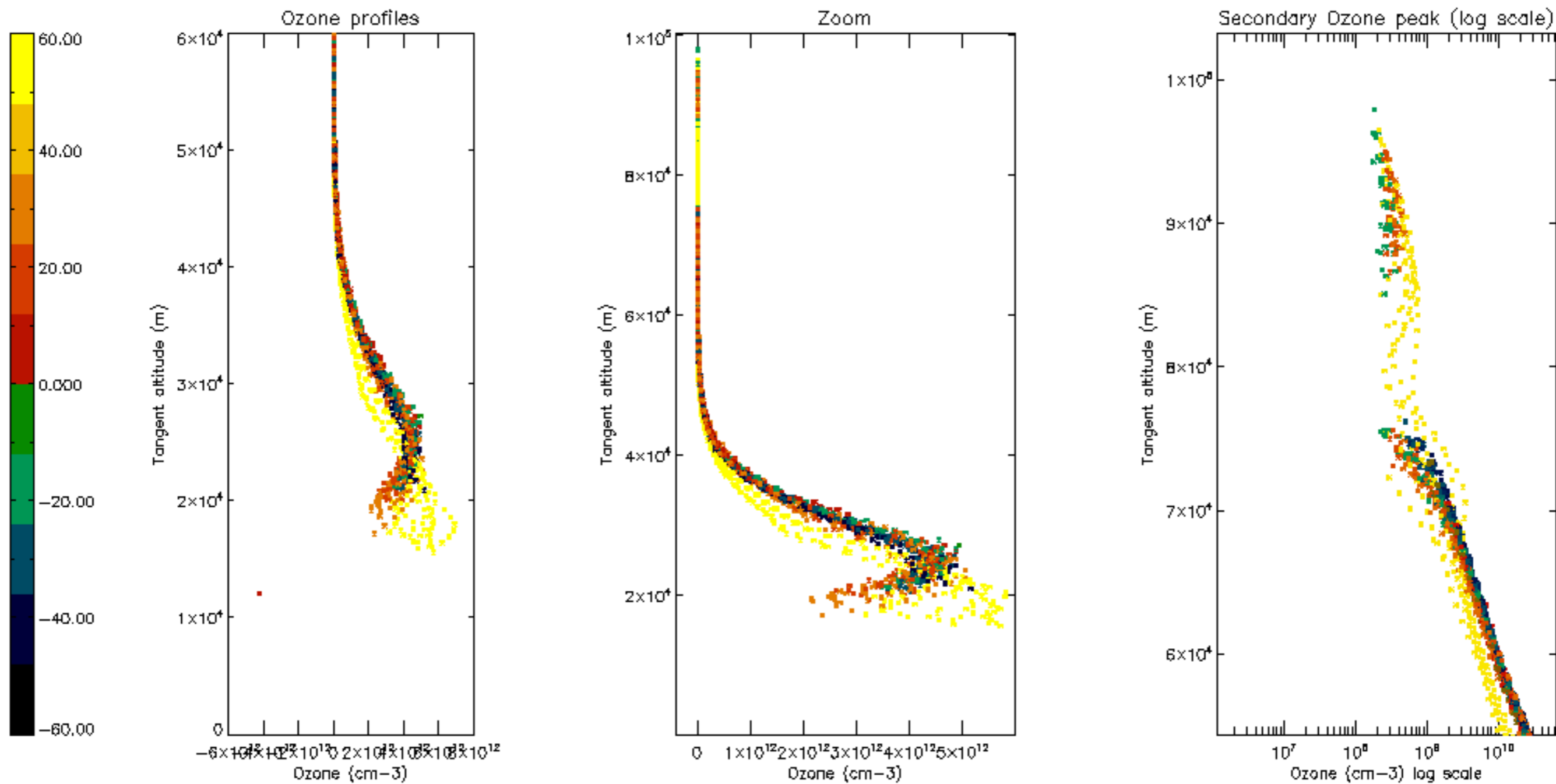


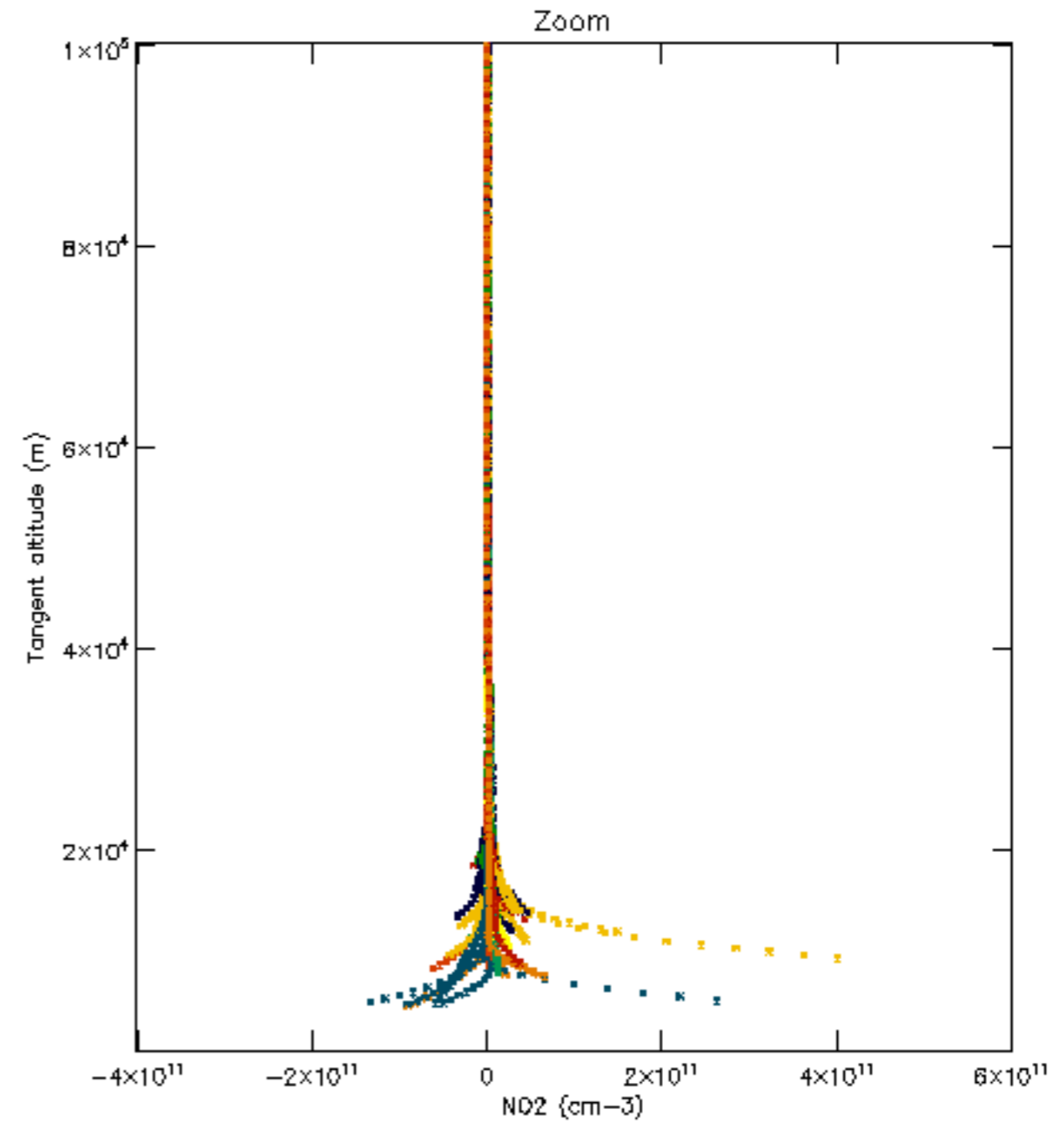
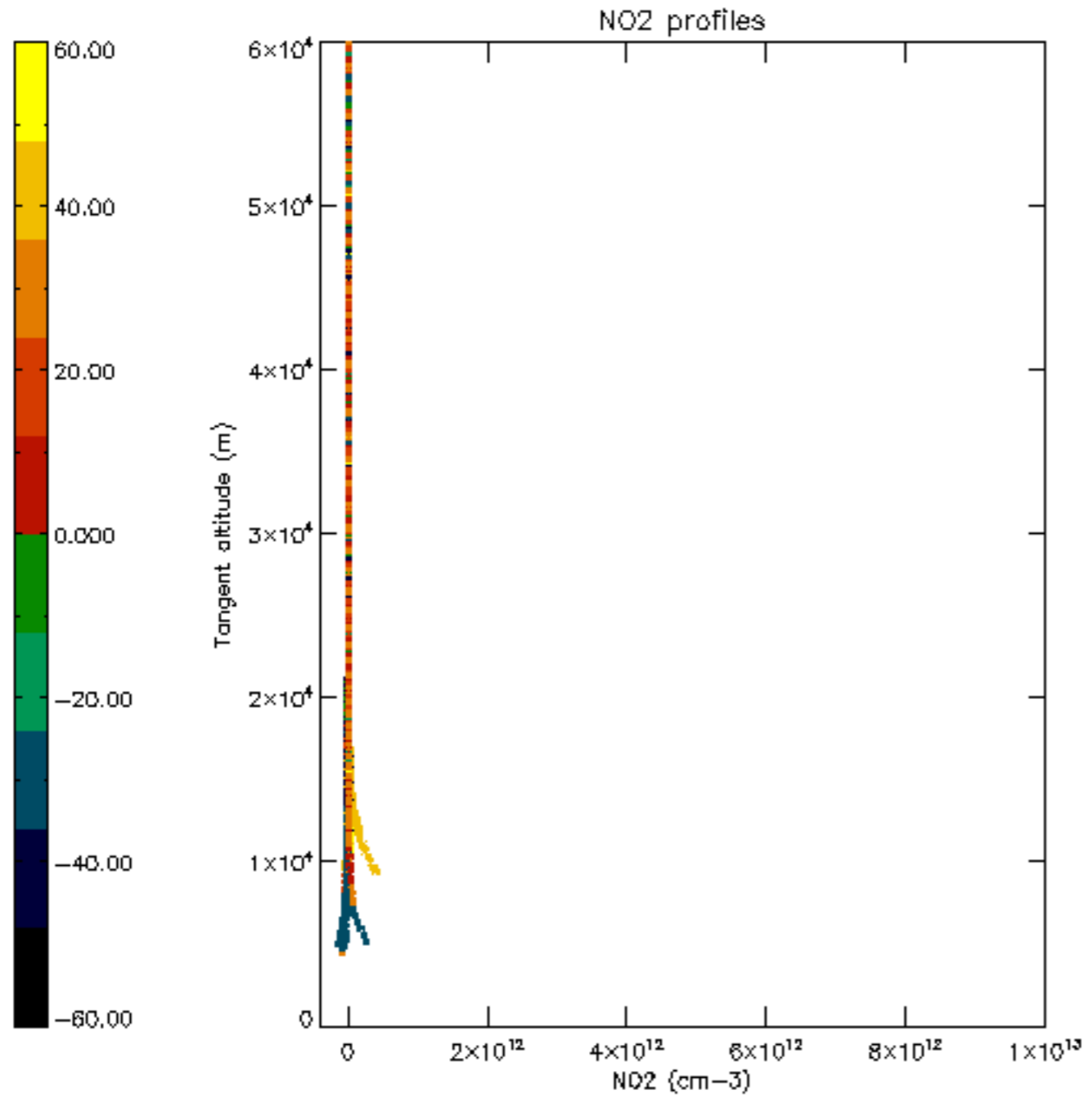




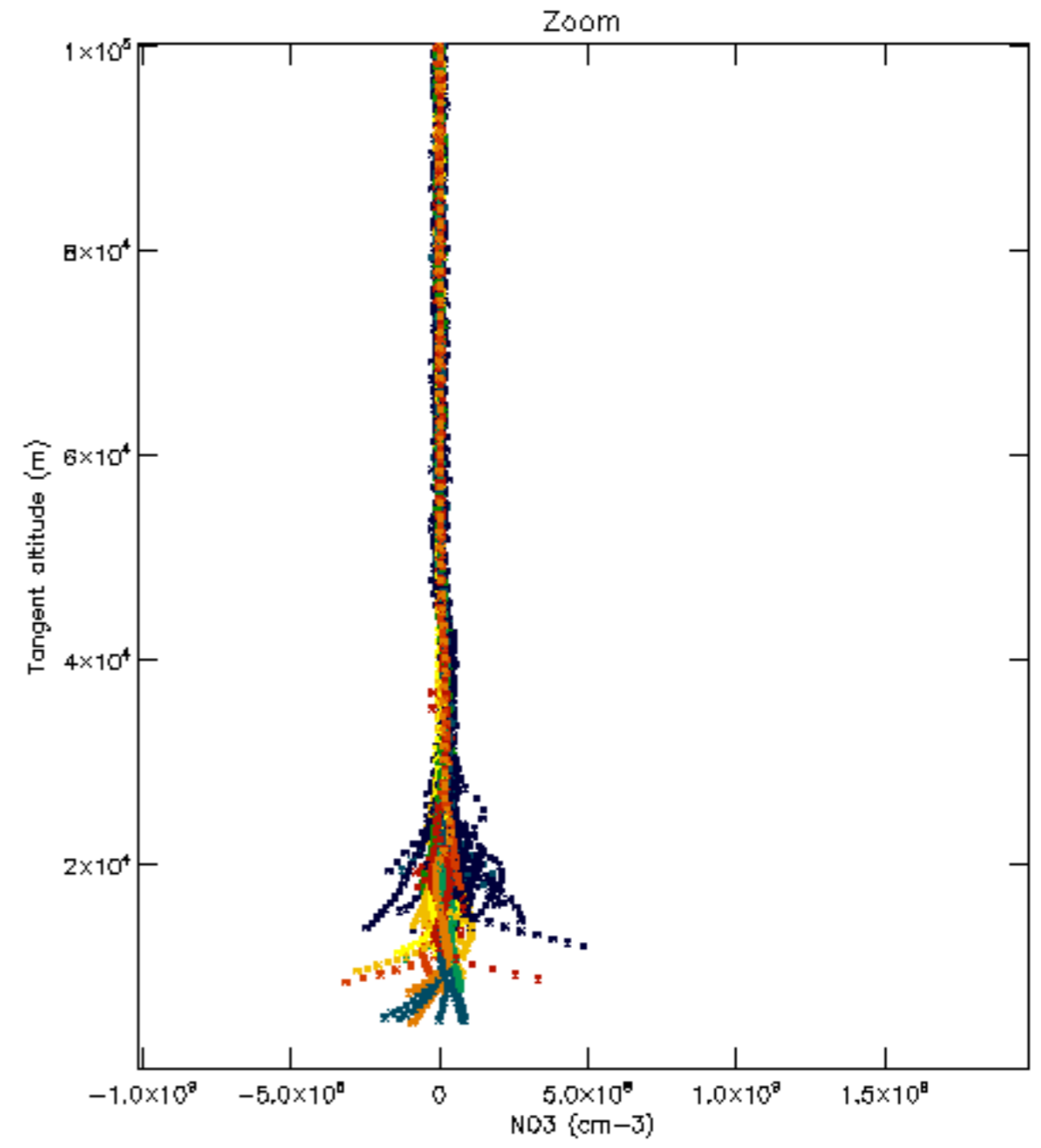
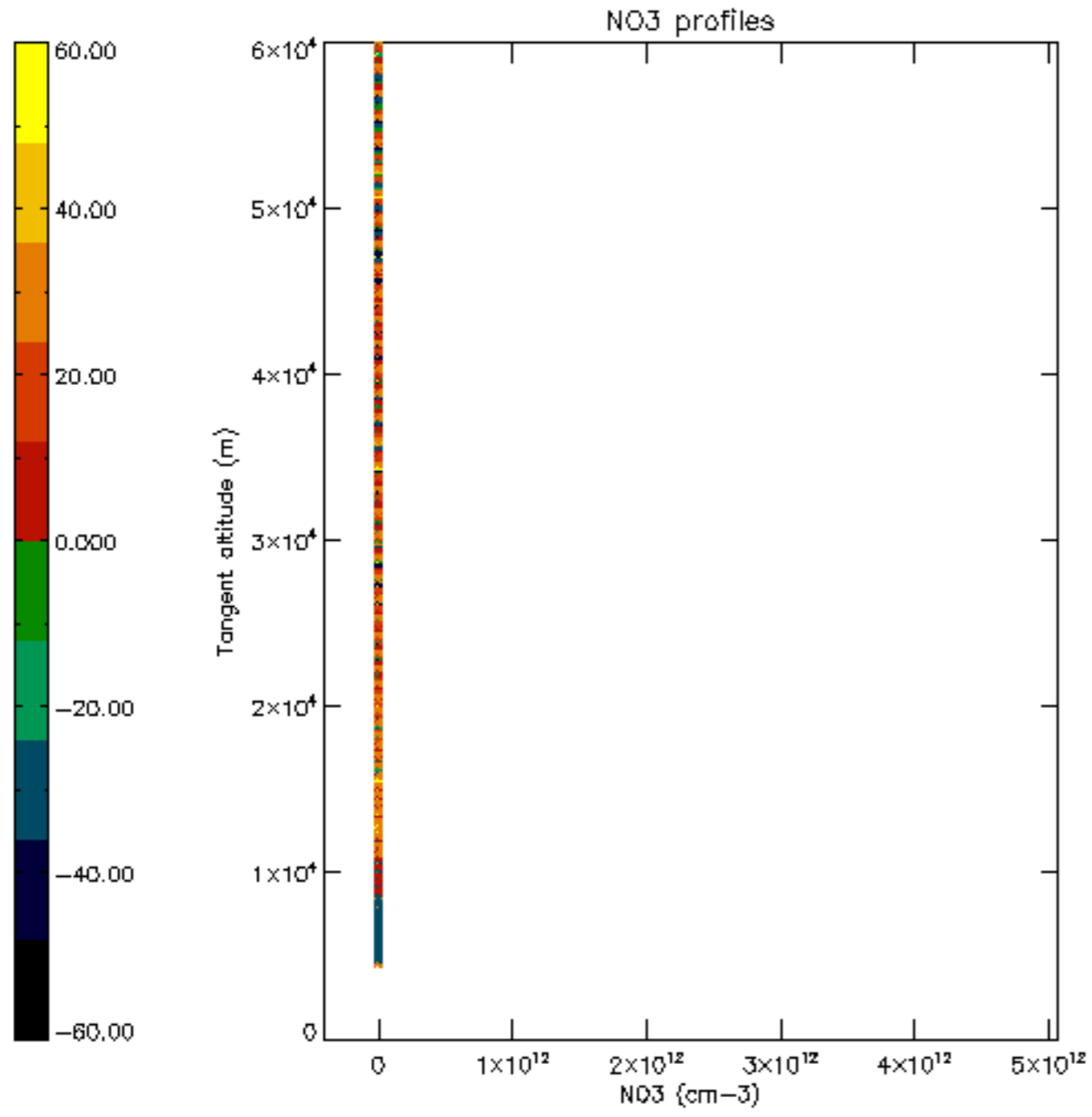


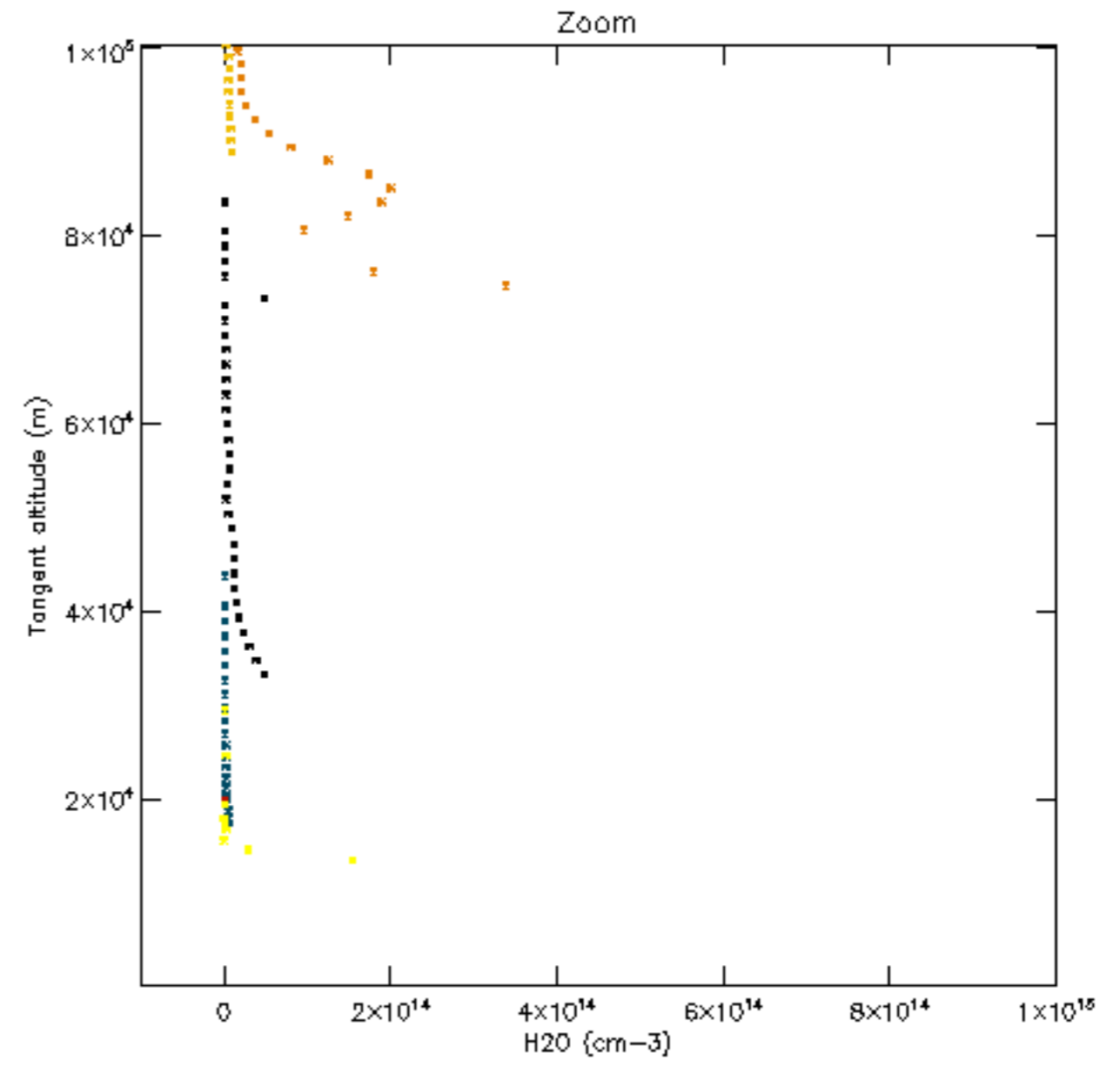
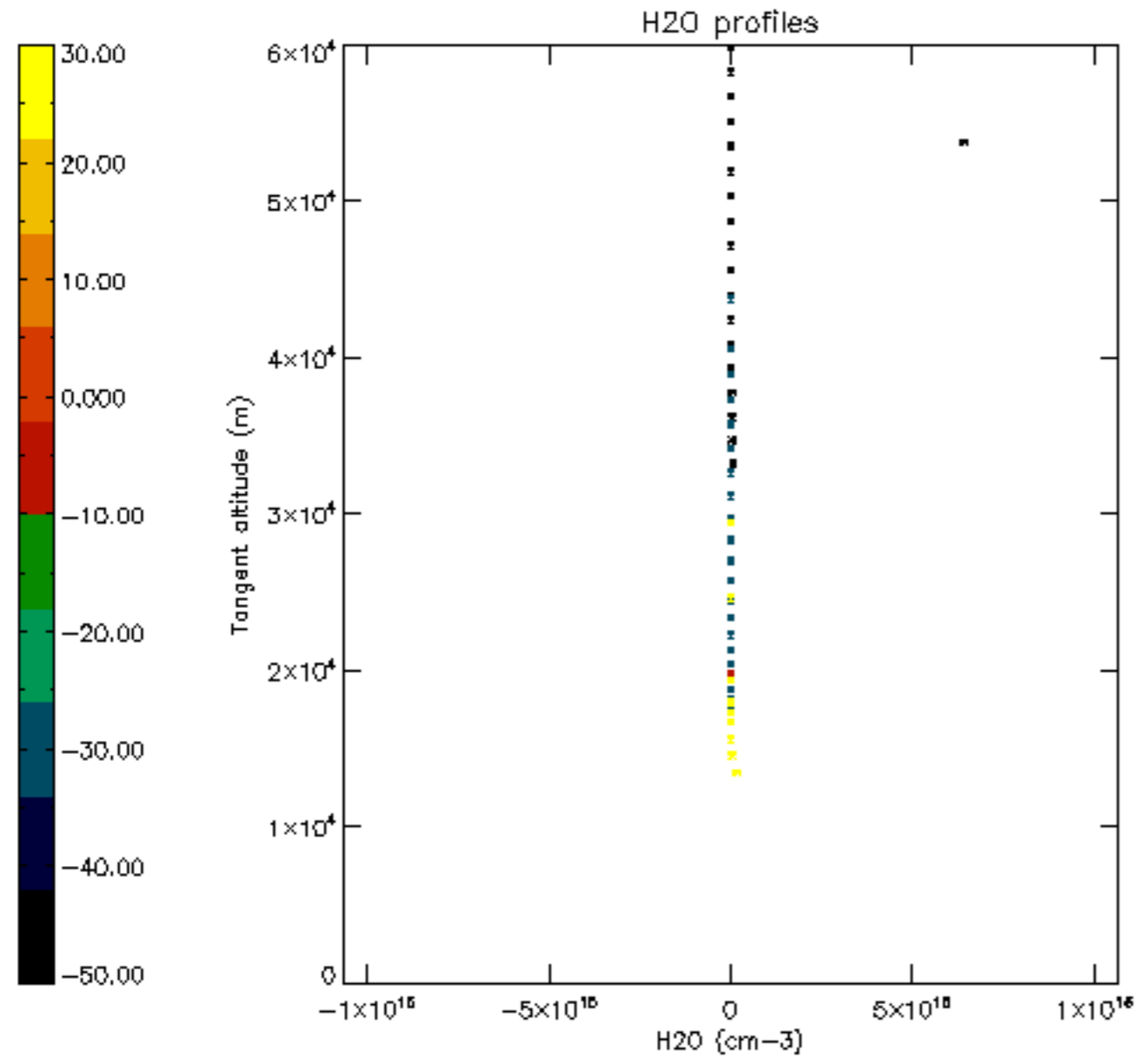


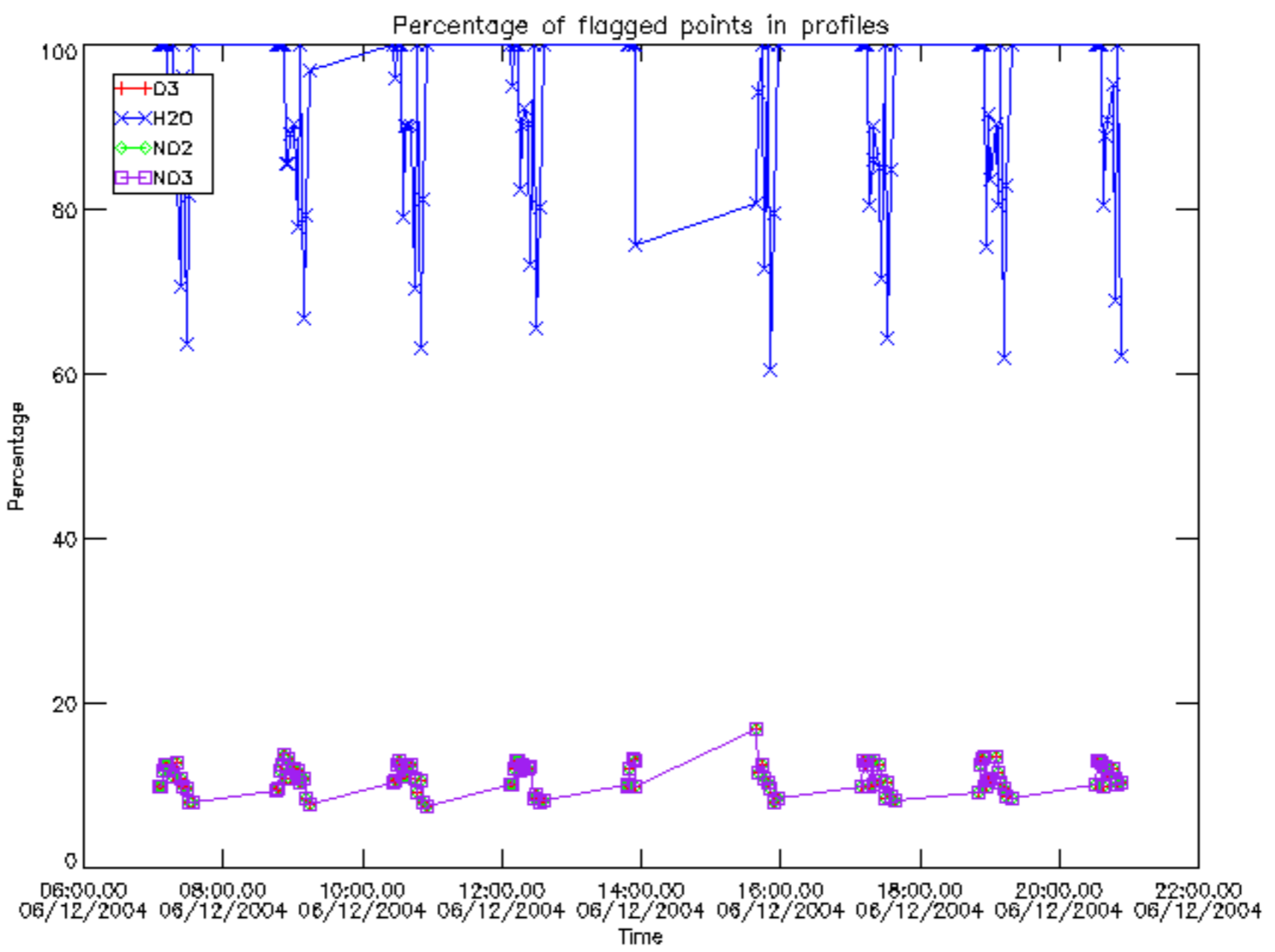




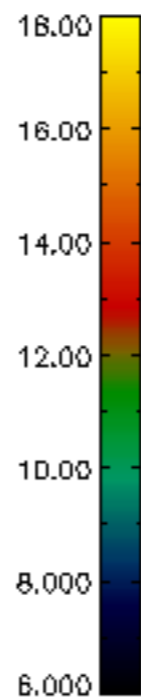
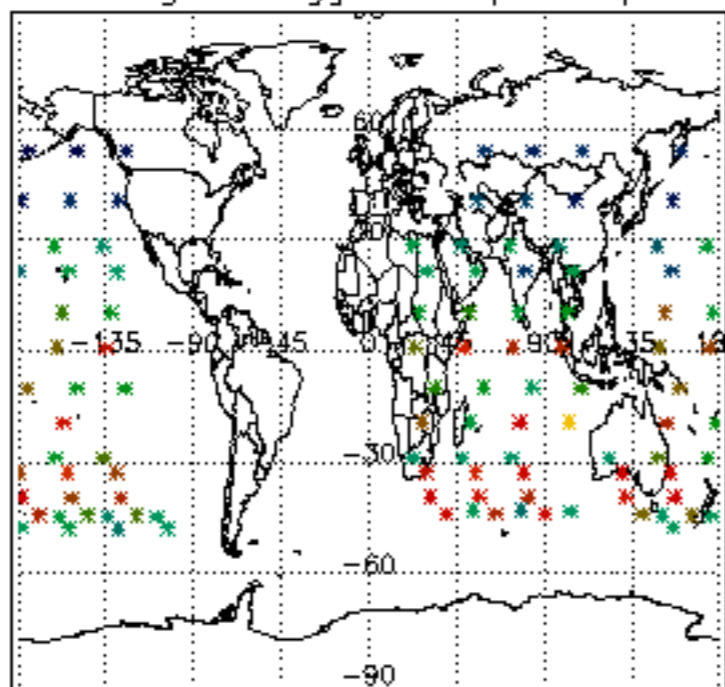




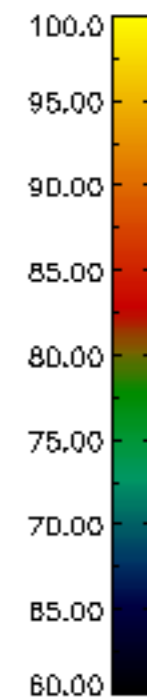
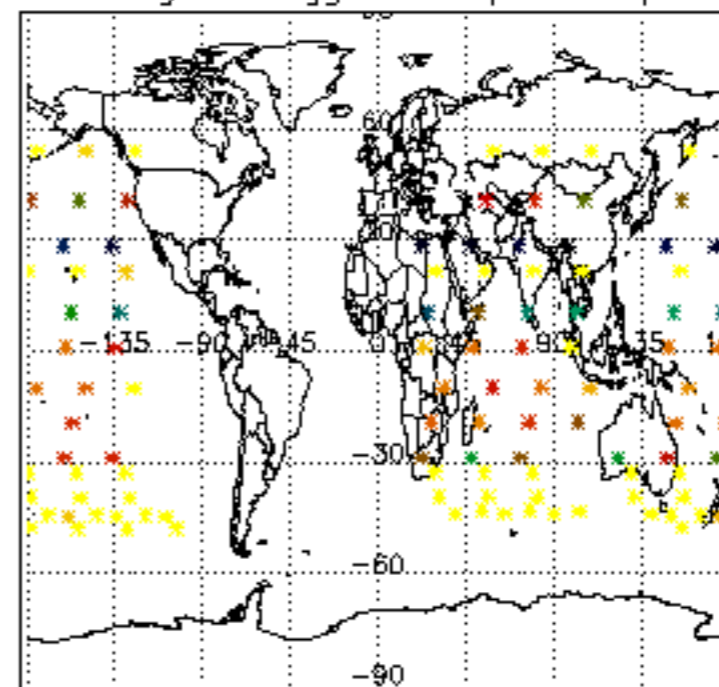




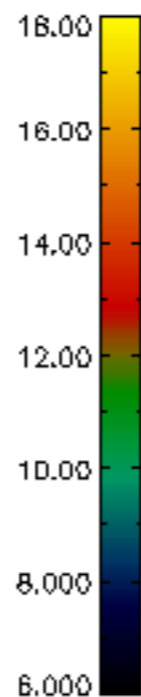
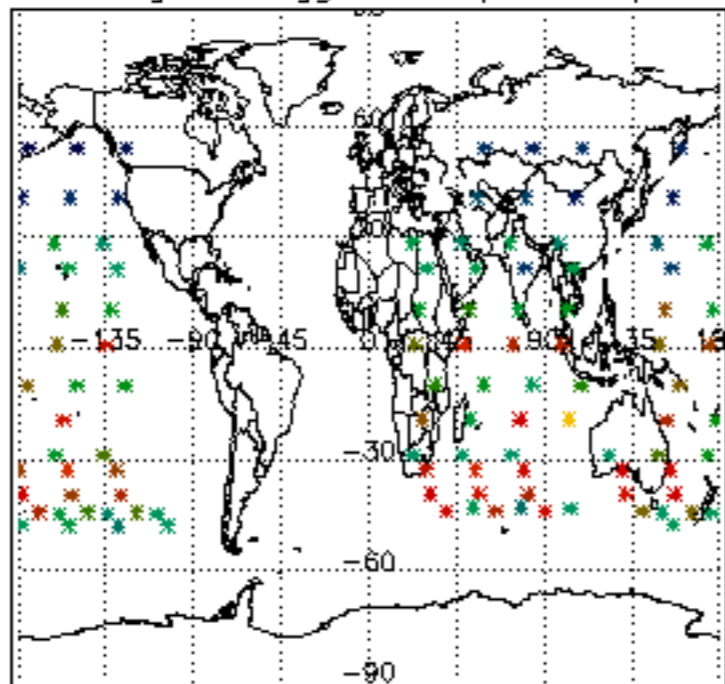
Percentage of flagged data per D3 profile



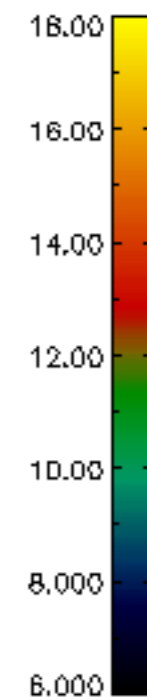
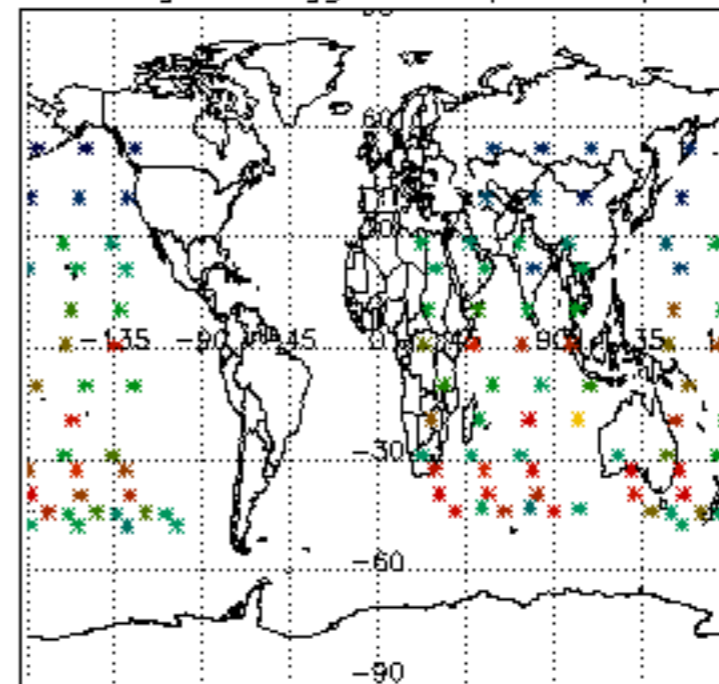
Percentage of flagged data per H2O profile



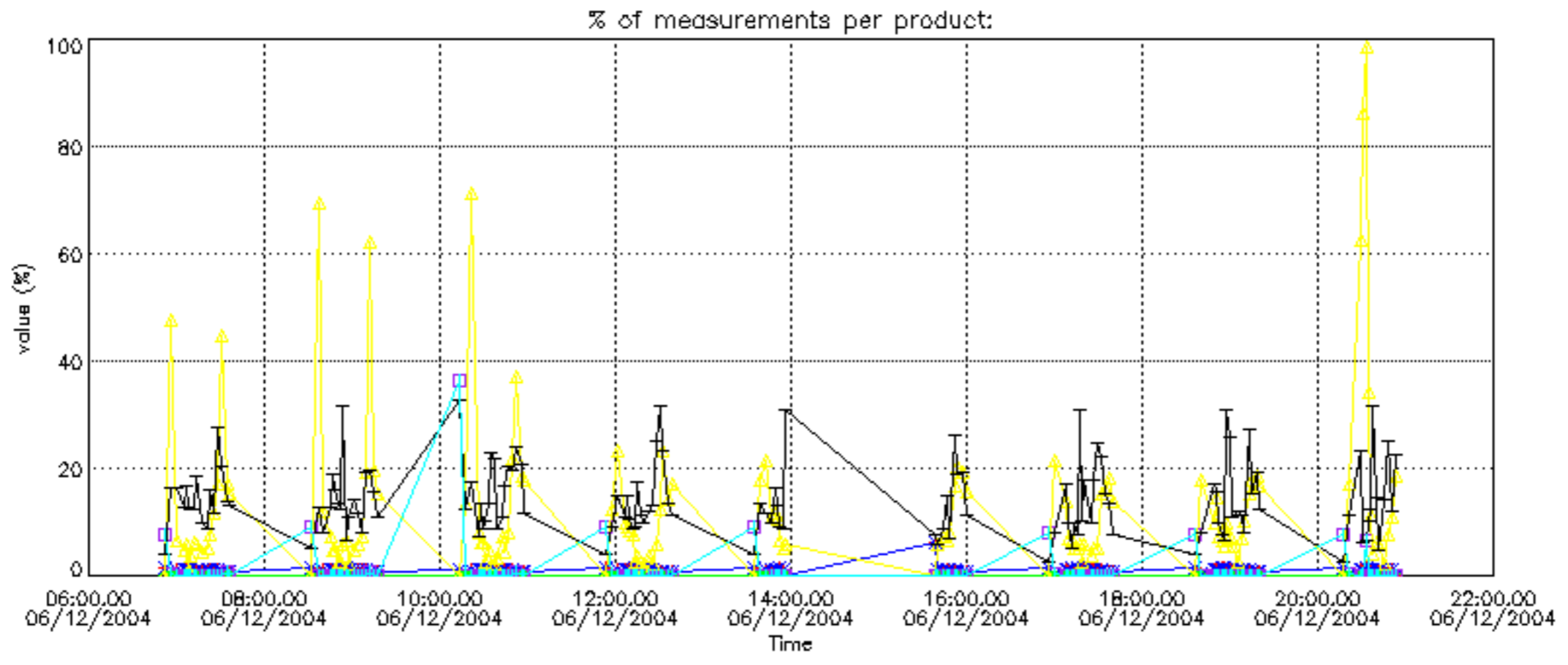
Percentage of flagged data per NO2 profile

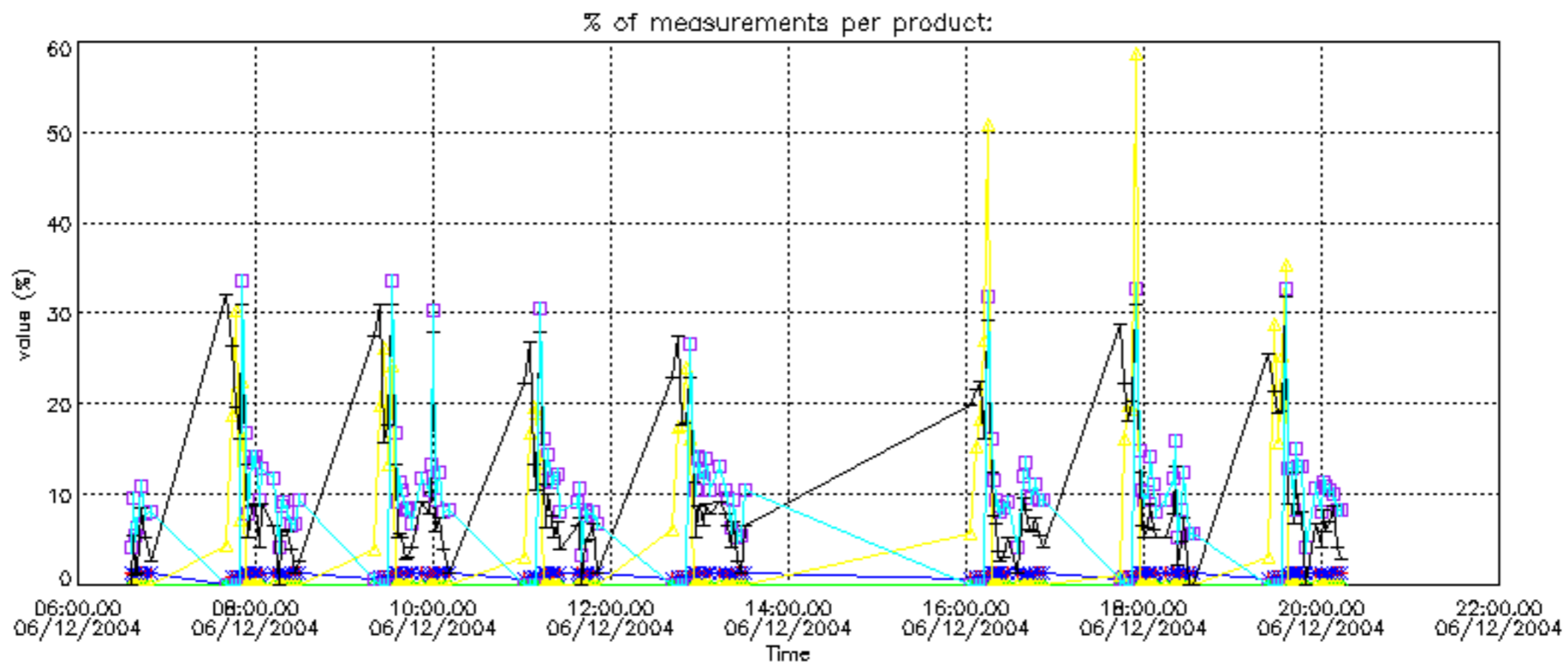


Percentage of flagged data per NO3 profile

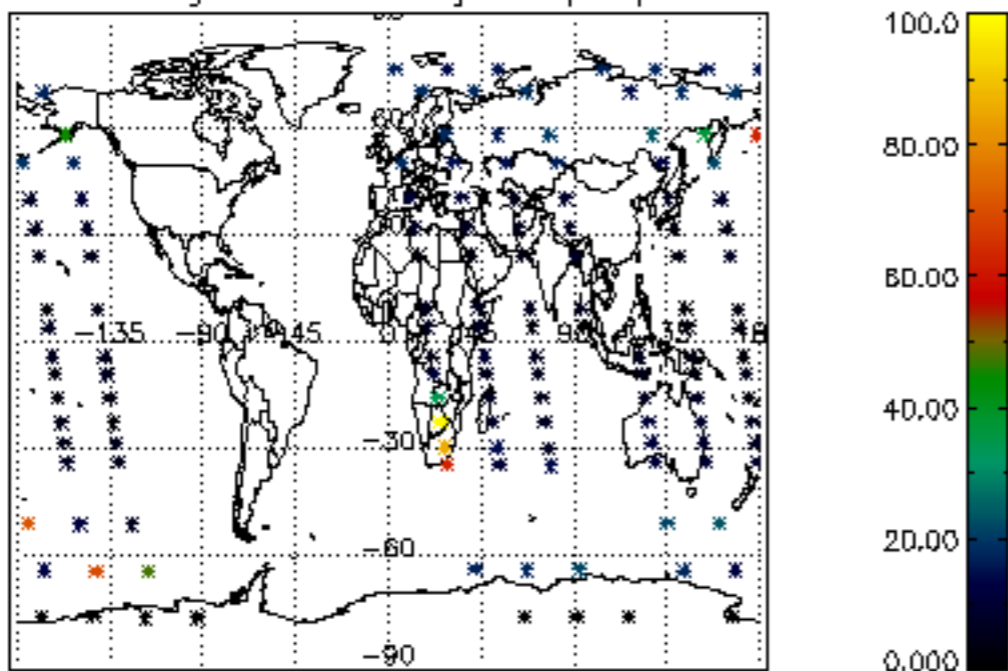




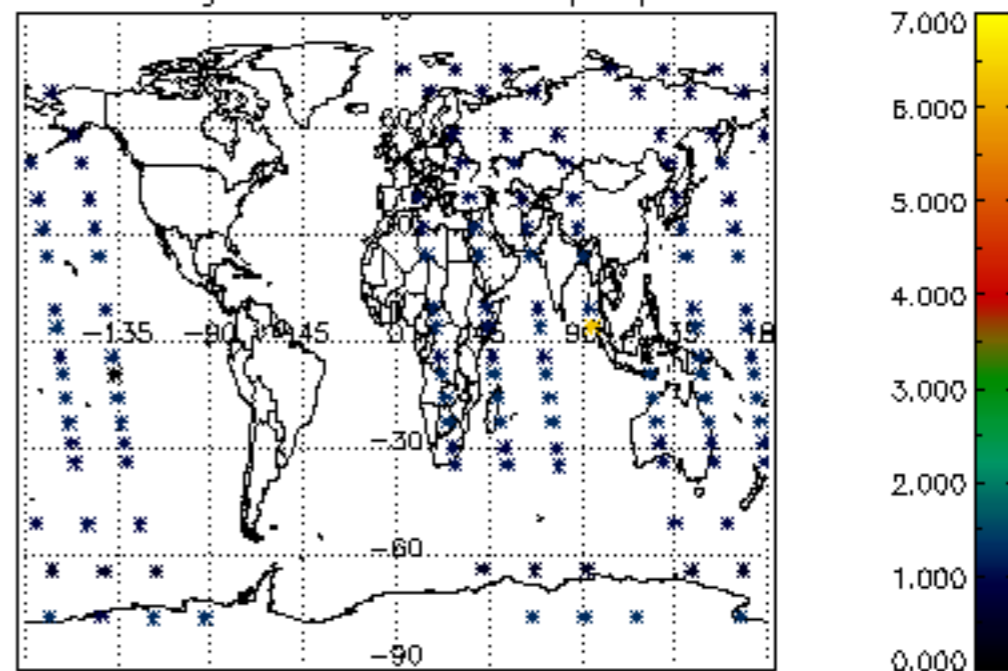




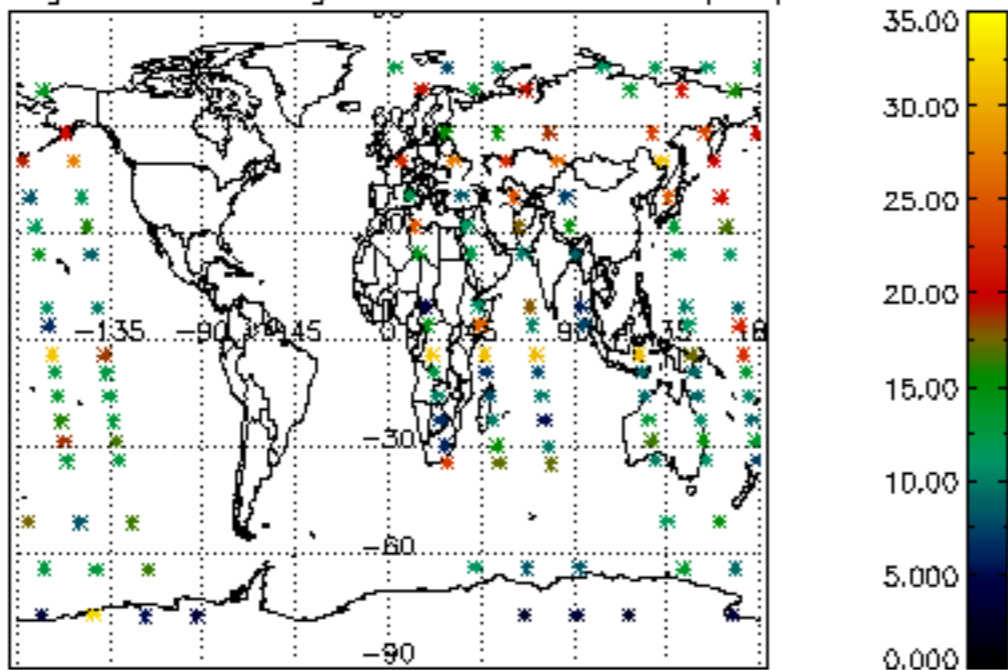
Percentage of cosmic ray hits per profile



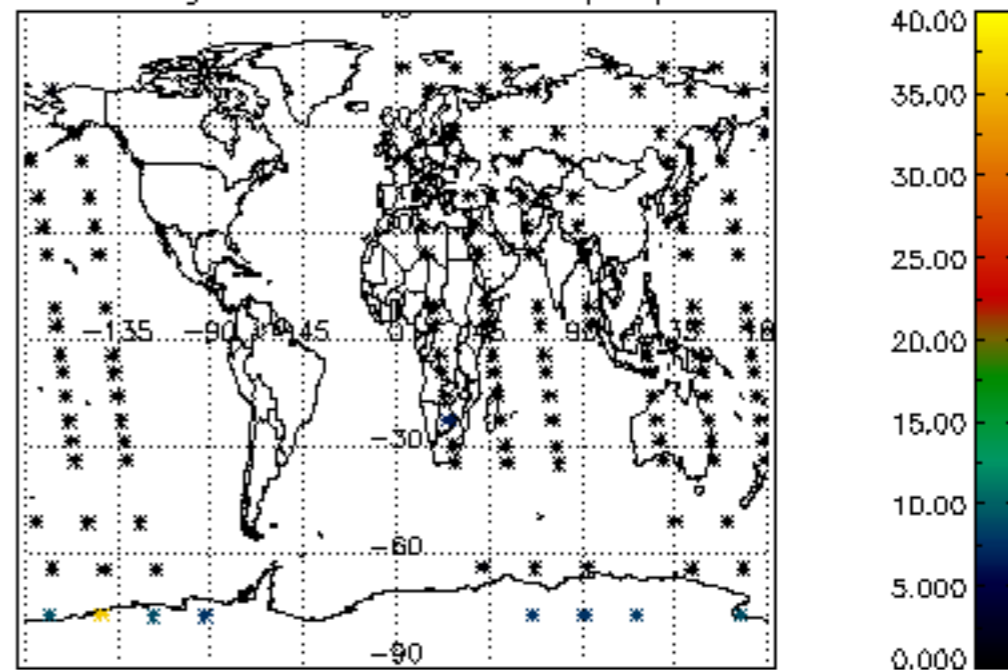
Percentage of datation errors per profile



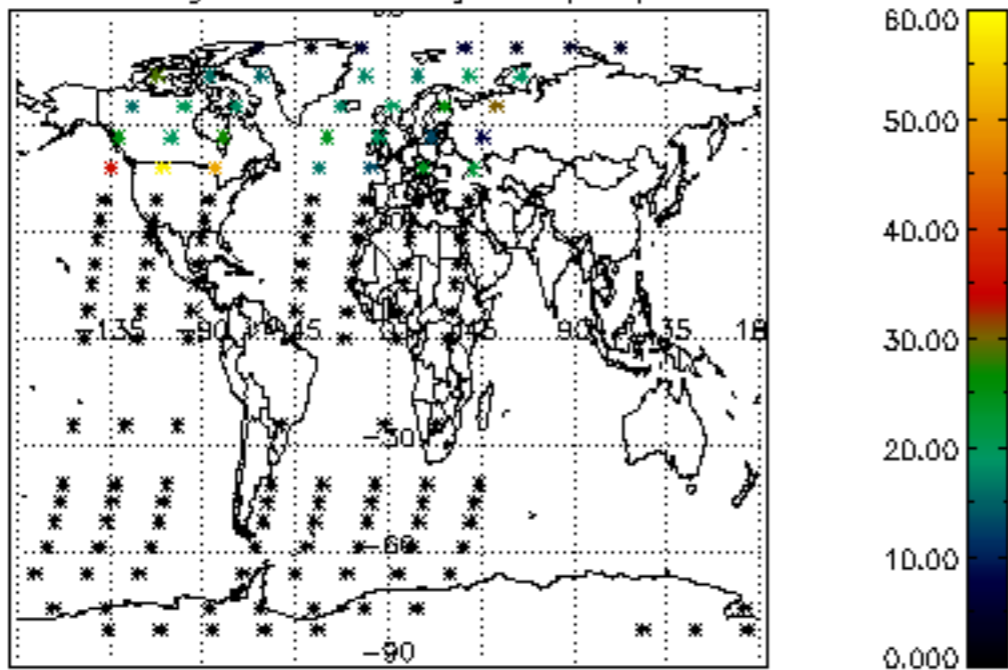
Percentage of star falling outside central band per profile



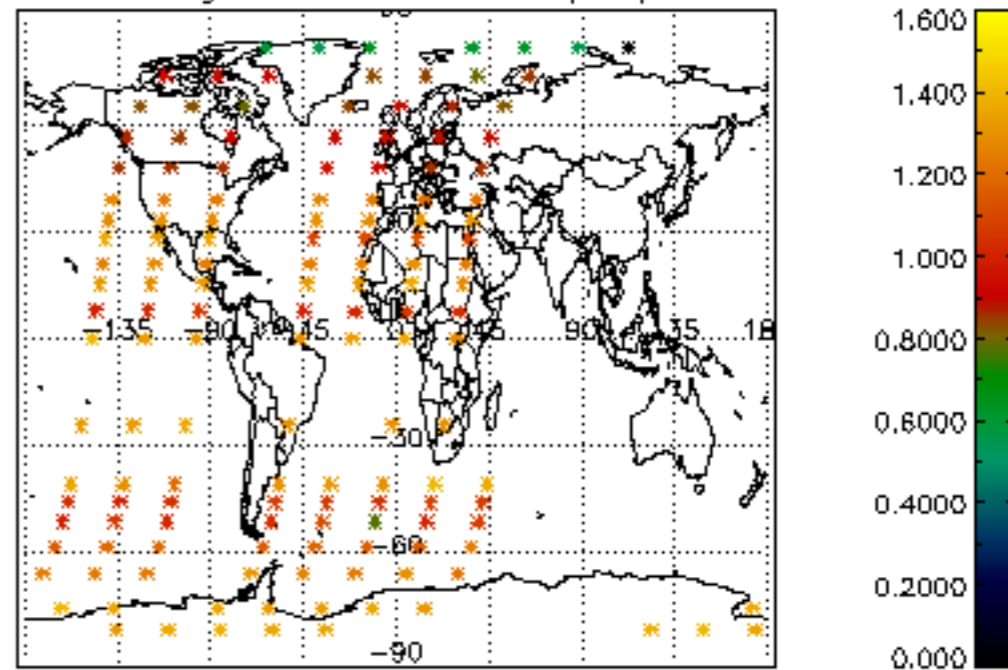
Percentage of saturation errors per profile



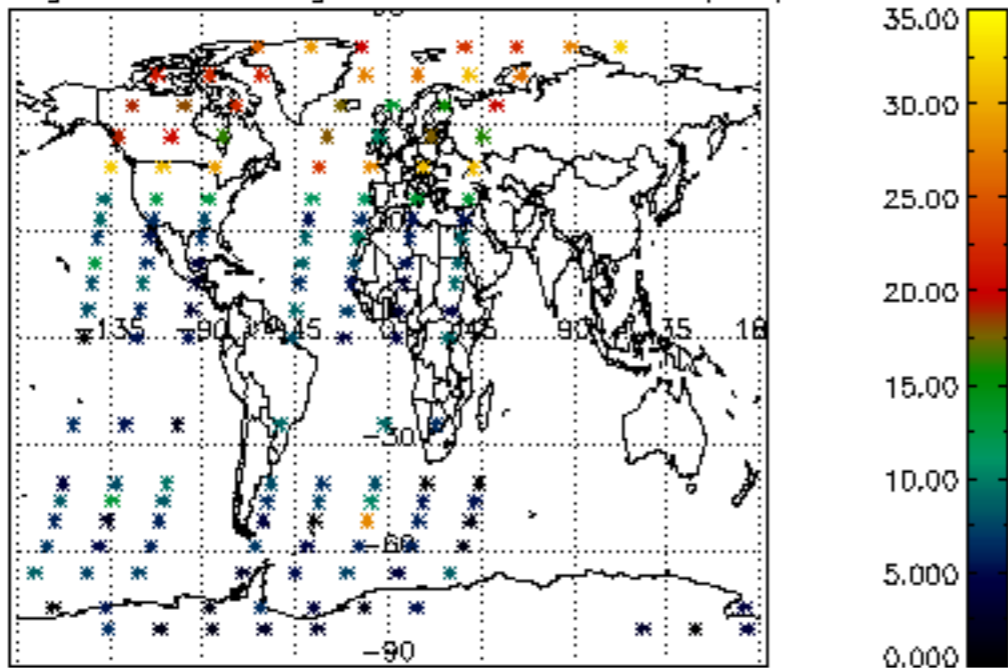
Percentage of cosmic ray hits per profile



Percentage of datation errors per profile



Percentage of star falling outside central band per profile



Percentage of saturation errors per profile

