

GOMOS Level 2 Daily Report

SUMMARY

[1. General Info](#)

[2. Summary of processed GOM_NL_2P products](#)

[3. Level 2 Quality information per product](#)

[3.1 Plot of level 2 quality information per product \(time dependant\)](#)

[3.2 Plot of level 2 quality information per product \(world map\)](#)

[4. Level 1 Quality information per product \(stored on level 2 products\)](#)

[4.1 Plot of level 1 quality information per product \(time dependant\)](#)

[4.1.1 Plot of level 1 quality information per product \(time dependant\): ASCENDING](#)

[4.1.2 Plot of level 1 quality information per product \(time dependant\): DESCENDING](#)

[4.2 Plot of level 1 quality information per product \(world map\)](#)

[4.2.1 Plot of level 1 quality information per product \(world map\): ASCENDING](#)

[4.2.2 Plot of level 1 quality information per product \(world map\): DESCENDING](#)

[5. Ozone profiles based on quality statistics and other trace gas profiles](#)

[5.1 Ozone statistics based on quality of products](#)

[5.2 Plot ozone profiles for all STD \(dark without errors\)](#)

[5.3 Plot ozone profiles where STD < 20% \(dark without errors\)](#)

[5.4. Plot ozone profiles where STD < 10% \(dark without errors\)](#)

[5.5. Plot ozone profiles where STD < 5% \(dark without errors\)](#)

[5.6 Plot NO2 profiles for all STD \(dark without errors\)](#)

[5.7 Plot NO3 profiles for all STD \(dark without errors\)](#)

[5.8 Plot H2O profiles \(only for occultations of stars 1,2,3,4,13,14,16,26,63 dark without errors\) for all STD](#)

[6. Auxiliary Data Files used for the production reported in section 2](#)

This report presents the daily analysis on parameters extracted from GOMOS level 2 data (GOM_NL__2P). It is intended to monitor some important parameters that will impact the quality of these products. A list of level 2 products (and content) that have arrived during the reporting day to the PCF is also given.

Item	Value
Time of report generation	22APR2013 09:24:13
Data source version	GOMOS/6.01
Start time of products	05-12-2004 (05DEC2004 00:00:00)
Stop time of products	06-12-2004 (06DEC2004 00:00:00)
Store outputs in DB	Yes
Nb of level 2 prods	279
Nb of prods with errors	0

2. Summary of processed GOM_NL__2P products.

Nr	Filename	UTC Start time	Limb	Duration	Star Id	Star Name	Star Mag	Star Temp	Nb Meas	Orbit	Prod. error
1	GOM_NL__2PRFIN20041205_070706_000000372032_00378_14460_6739.N1	05-DEC-2004 07:07:06	Bright	36.500	60	7Bet UMi	2.0810	3950.0	73	14460	No
2	GOM_NL__2PRFIN20041205_070840_000000472032_00378_14460_6740.N1	05-DEC-2004 07:08:40	Bright	46.500	36	50Alp UMa	1.8000	6300.0	93	14460	No
3	GOM_NL__2PRFIN20041205_071014_000000492032_00378_14460_6741.N1	05-DEC-2004 07:10:14	Bright	48.500	82	48Bet UMa	2.3650	10600.	97	14460	No
4	GOM_NL__2PRFIN20041205_071210_000000432032_00378_14460_6742.N1	05-DEC-2004 07:12:10	Bright	42.500	32	77Eps UMa	1.7630	11000.	85	14460	No
5	GOM_NL__2PRFIN20041205_071423_000000402032_00378_14460_6743.N1	05-DEC-2004 07:14:23	Bright	39.500	39	85Eta UMa	1.8540	24000.	79	14460	No
6	GOM_NL__2PRFIN20041205_072027_000000372032_00378_14460_6744.N1	05-DEC-2004 07:20:27	Bright	37.000	83		2.3780	11000.	74	14460	No
7	GOM_NL__2PRFIN20041205_072333_000000392032_00378_14460_6745.N1	05-DEC-2004 07:23:33	Bright	38.500	111	8Eta Boo	2.6800	6000.0	77	14460	No
8	GOM_NL__2PRFIN20041205_072729_000001002032_00378_14460_6746.N1	05-DEC-2004 07:27:29	Twilight	100.00	96	68Del Leo	2.5600	9300.0	200	14460	No
9	GOM_NL__2PRFIN20041205_073125_000000532032_00378_14460_6747.N1	05-DEC-2004 07:31:25	Bright	53.000	121	29Gam Vir	2.7400	7200.0	106	14460	No
10	GOM_NL__2PRFIN20041205_073615_000000532032_00378_14460_6748.N1	05-DEC-2004 07:36:15	Twilight	52.500	163	7Del Crv	2.9450	11000.	105	14460	No
11	GOM_NL__2PRFIN20041205_073752_000000502032_00378_14460_6749.N1	05-DEC-2004 07:37:52	Dark	49.500	106	9Bet Crv	2.6480	5600.0	99	14460	No
12	GOM_NL__2PRFIN20041205_073932_000000422032_00378_14460_6750.N1	05-DEC-2004 07:39:32	Dark	41.500	123	10Cen	2.7500	10200.	83	14460	No
13	GOM_NL__2PRFIN20041205_074130_000000412032_00378_14460_6751.N1	05-DEC-2004 07:41:30	Dark	41.000	95	Zet Cen	2.5450	26000.	82	14460	No
14	GOM_NL__2PRFIN20041205_074321_000000412032_00378_14460_6752.N1	05-DEC-2004 07:43:21	Dark	40.500	77	Eps Cen	2.3030	28000.	81	14460	No
15	GOM_NL__2PRFIN20041205_074448_000000442032_00378_14460_6753.N1	05-DEC-2004 07:44:48	Dark	44.000	4	Alp1Cen	-0.010000	5800.0	88	14460	No
16	GOM_NL__2PRFIN20041205_074703_000000422032_00379_14461_6739.N1	05-DEC-2004 07:47:03	Dark	41.500	12	Alp1Cru	0.77500	30000.	83	14461	No
17	GOM_NL__2PRFIN20041205_075238_000000432032_00379_14461_6740.N1	05-DEC-2004 07:52:38	Dark	43.000	29	Bet Car	1.6720	10200.	86	14461	No
18	GOM_NL__2PRFIN20041205_075444_000000472032_00379_14461_6741.N1	05-DEC-2004 07:54:44	Dark	47.000	41	Eps Car	1.8600	4100.0	94	14461	No
19	GOM_NL__2PRFIN20041205_075701_000000492032_00379_14461_6742.N1	05-DEC-2004 07:57:01	Dark	48.500	34	Gam2Vel	1.7930	23000.	97	14461	No
20	GOM_NL__2PRFIN20041205_075959_000000572032_00379_14461_6743.N1	05-DEC-2004 07:59:59	Dark	57.000	2	Alp Car	-0.73600	7000.0	114	14461	No
21	GOM_NL__2PRFIN20041205_080210_000000612032_00379_14461_6744.N1	05-DEC-2004 08:02:10	Dark	60.500	117	Pi Pup	2.7060	3800.0	121	14461	No
22	GOM_NL__2PRFIN20041205_080548_000000632032_00379_14461_6745.N1	05-DEC-2004 08:05:48	Dark	62.500	23	21Eps CMa	1.5020	26000.	125	14461	No
23	GOM_NL__2PRFIN20041205_080751_000000662032_00379_14461_6746.N1	05-DEC-2004 08:07:51	Straylight	65.500	179	24Omi2CMa	3.0320	24000.	131	14461	No
24	GOM_NL__2PRFIN20041205_081137_000000852032_00379_14461_6747.N1	05-DEC-2004 08:11:37	Straylight	84.500	1	9Alp CMa	-1.4400	11000.	169	14461	No
25	GOM_NL__2PRFIN20041205_081507_000000632032_00379_14461_6748.N1	05-DEC-2004 08:15:07	Straylight	63.000	7	19Bet Ori	0.10000	14000.	126	14461	No
26	GOM_NL__2PRFIN20041205_081751_000000622032_00379_14461_6749.N1	05-DEC-2004 08:17:51	Straylight	62.000	30	46Eps Ori	1.6940	30000.	124	14461	No
27	GOM_NL__2PRFIN20041205_082023_000000602032_00379_14461_6750.N1	05-DEC-2004 08:20:23	Twilight	59.500	27	24Gam Ori	1.6360	26000.	119	14461	No
28	GOM_NL__2PRFIN20041205_082252_000000592032_00379_14461_6751.N1	05-DEC-2004 08:22:52	Bright	59.000	13	87Alp Tau	0.86700	3800.0	118	14461	No
29	GOM_NL__2PRFIN20041205_082444_000000382032_00379_14461_6752.N1	05-DEC-2004 08:24:44	Bright	38.000	105	6Bet Ari	2.6450	8900.0	76	14461	No
30	GOM_NL__2PRFIN20041205_082658_000000402032_00379_14461_6753.N1	05-DEC-2004 08:26:58	Bright	39.500	150	44Zet Per	2.8900	28000.	79	14461	No
31	GOM_NL__2PRFIN20041205_082924_000000392032_00379_14461_6754.N1	05-DEC-2004 08:29:24	Bright	38.500	79	26Bet Per	2.3100	13100.	77	14461	No
32	GOM_NL__2PRFIN20041205_083126_000000382032_00379_14461_6755.N1	05-DEC-2004 08:31:26	Bright	37.500	175	39Del Per	3.0100	19400.	75	14461	No
33	GOM_NL__2PRFIN20041205_083255_000000372032_00379_14461_6756.N1	05-DEC-2004 08:32:55	Bright	36.500	160	23Gam Per	2.9300	4700.0	73	14461	No
34	GOM_NL__2PRFIN20041205_083532_000000372032_00379_14461_6757.N1	05-DEC-2004 08:35:32	Bright	36.500	110	37Del Cas	2.6780	8900.0	73	14461	No
35	GOM_NL__2PRFIN20041205_083654_000000402032_00379_14461_6758.N1	05-DEC-2004 08:36:54	Bright	39.500	74	11Bet Cas	2.2680	6600.0	79	14461	No
36	GOM_NL__2PRFIN20041205_084300_000000382032_00379_14461_6759.N1	05-DEC-2004 08:43:00	Bright	38.000	49	1Alp UMi	1.9900	6300.0	76	14461	No
37	GOM_NL__2PRFIN20041205_084743_000000372032_00379_14461_6760.N1	05-DEC-2004 08:47:43	Bright	37.000	60	7Bet UMi	2.0810	3950.0	74	14461	No
38	GOM_NL__2PRFIN20041205_084916_000000482032_00379_14461_6761.N1	05-DEC-2004 08:49:16	Bright	47.500	36	50Alp UMa	1.8000	6300.0	95	14461	No
39	GOM_NL__2PRFIN20041205_085050_000000492032_00379_14461_6762.N1	05-DEC-2004 08:50:50	Bright	49.000	82	48Bet UMa	2.3650	10600.	98	14461	No
40	GOM_NL__2PRFIN20041205_085246_000000442032_00379_14461_6763.N1	05-DEC-2004 08:52:46	Bright	44.000	32	77Eps UMa	1.7630	11000.	88	14461	No
41	GOM_NL__2PRFIN20041205_085459_000000402032_00379_14461_6764.N1	05-DEC-2004 08:54:59	Bright	39.500	39	85Eta UMa	1.8540	24000.	79	14461	No
42	GOM_NL__2PRFIN20041205_085758_000000392032_00379_14461_6765.N1	05-DEC-2004 08:57:58	Bright	38.500	180	27Gam Boo	3.0400	8000.0	77	14461	No

43	GOM_NL__2PRFIN20041205_090103_000000372032_00379_14461_6766.N1	05-DEC-2004 09:01:03	Bright	37.000	83		2.3780	11000.	74	14461	No
44	GOM_NL__2PRFIN20041205_090409_000000392032_00379_14461_6767.N1	05-DEC-2004 09:04:09	Bright	38.500	111	8Eta Boo	2.6800	6000.0	77	14461	No
45	GOM_NL__2PRFIN20041205_090806_000000932032_00379_14461_6768.N1	05-DEC-2004 09:08:06	Tw_i_and_stray	93.000	96	68Del Leo	2.5600	9300.0	186	14461	No
46	GOM_NL__2PRFIN20041205_091202_000000532032_00379_14461_6769.N1	05-DEC-2004 09:12:02	Bright	52.500	121	29Gam Vir	2.7400	7200.0	105	14461	No
47	GOM_NL__2PRFIN20041205_091655_000000492032_00379_14461_6770.N1	05-DEC-2004 09:16:55	Tw_i_and_stray	49.000	163	7Del Crv	2.9450	11000.	98	14461	No
48	GOM_NL__2PRFIN20041205_091828_000000512032_00379_14461_6771.N1	05-DEC-2004 09:18:28	Dark	50.500	106	9Bet Crv	2.6480	5600.0	101	14461	No
49	GOM_NL__2PRFIN20041205_092008_000000412032_00379_14461_6772.N1	05-DEC-2004 09:20:08	Dark	41.000	123	1ot Cen	2.7500	10200.	82	14461	No
50	GOM_NL__2PRFIN20041205_092207_000000402032_00379_14461_6773.N1	05-DEC-2004 09:22:07	Dark	40.000	95	Zet Cen	2.5450	26000.	80	14461	No
51	GOM_NL__2PRFIN20041205_092358_000000412032_00379_14461_6774.N1	05-DEC-2004 09:23:58	Dark	40.500	77	Eps Cen	2.3030	28000.	81	14461	No
52	GOM_NL__2PRFIN20041205_092524_000000462032_00379_14461_6775.N1	05-DEC-2004 09:25:24	Dark	46.000	4	Alp1Cen	-0.010000	5800.0	92	14461	No
53	GOM_NL__2PRFIN20041205_092739_000000492032_00380_14462_6739.N1	05-DEC-2004 09:27:39	Dark	48.500	12	Alp1Cru	0.77500	30000.	97	14462	No
54	GOM_NL__2PRFIN20041205_093314_000000412032_00380_14462_6740.N1	05-DEC-2004 09:33:14	Dark	40.500	29	Bet Car	1.6720	10200.	81	14462	No
55	GOM_NL__2PRFIN20041205_093521_000000442032_00380_14462_6741.N1	05-DEC-2004 09:35:21	Dark	43.500	41	Eps Car	1.8600	4100.0	87	14462	No
56	GOM_NL__2PRFIN20041205_093738_000000502032_00380_14462_6742.N1	05-DEC-2004 09:37:38	Dark	50.000	34	Gam2Vel	1.7930	23000.	100	14462	No
57	GOM_NL__2PRFIN20041205_094035_000000532032_00380_14462_6743.N1	05-DEC-2004 09:40:35	Dark	52.500	2	Alp Car	-0.73600	7000.0	105	14462	No
58	GOM_NL__2PRFIN20041205_094244_000000622032_00380_14462_6744.N1	05-DEC-2004 09:42:44	Dark	61.500	117	Pi Pup	2.7060	3800.0	123	14462	No
59	GOM_NL__2PRFIN20041205_094625_000000652032_00380_14462_6745.N1	05-DEC-2004 09:46:25	Dark	65.000	23	21Eps CMa	1.5020	26000.	130	14462	No
60	GOM_NL__2PRFIN20041205_094827_000000672032_00380_14462_6746.N1	05-DEC-2004 09:48:27	Straylight	67.000	179	24Omi2CMa	3.0320	24000.	134	14462	No
61	GOM_NL__2PRFIN20041205_095212_000000842032_00380_14462_6747.N1	05-DEC-2004 09:52:12	Straylight	84.000	1	9Alp CMa	-1.4400	11000.	168	14462	No
62	GOM_NL__2PRFIN20041205_095543_000000592032_00380_14462_6748.N1	05-DEC-2004 09:55:43	Straylight	59.000	7	19Bet Ori	0.10000	14000.	118	14462	No
63	GOM_NL__2PRFIN20041205_095826_000000602032_00380_14462_6749.N1	05-DEC-2004 09:58:26	Straylight	59.500	30	46Eps Ori	1.6940	30000.	119	14462	No
64	GOM_NL__2PRFIN20041205_100059_000000602032_00380_14462_6750.N1	05-DEC-2004 10:00:59	Tw_i_and_stray	60.000	27	24Gam Ori	1.6360	26000.	120	14462	No
65	GOM_NL__2PRFIN20041205_100328_000000592032_00380_14462_6751.N1	05-DEC-2004 10:03:28	Bright	59.000	13	87Alp Tau	0.86700	3800.0	118	14462	No
66	GOM_NL__2PRFIN20041205_100519_000000382032_00380_14462_6752.N1	05-DEC-2004 10:05:19	Bright	38.000	105	6Bet Ari	2.6450	8900.0	76	14462	No
67	GOM_NL__2PRFIN20041205_100733_000000402032_00380_14462_6753.N1	05-DEC-2004 10:07:33	Bright	39.500	150	44Zet Per	2.8900	28000.	79	14462	No
68	GOM_NL__2PRFIN20041205_100959_000000392032_00380_14462_6754.N1	05-DEC-2004 10:09:59	Bright	38.500	79	26Bet Per	2.3100	13100.	77	14462	No
69	GOM_NL__2PRFIN20041205_101202_000000382032_00380_14462_6755.N1	05-DEC-2004 10:12:02	Bright	37.500	175	39Del Per	3.0100	19400.	75	14462	No
70	GOM_NL__2PRFIN20041205_101331_000000392032_00380_14462_6756.N1	05-DEC-2004 10:13:31	Bright	38.500	160	23Gam Per	2.9300	4700.0	77	14462	No
71	GOM_NL__2PRFIN20041205_101608_000000382032_00380_14462_6757.N1	05-DEC-2004 10:16:08	Bright	38.000	110	37Del Cas	2.6780	8900.0	76	14462	No
72	GOM_NL__2PRFIN20041205_101730_000000402032_00380_14462_6758.N1	05-DEC-2004 10:17:30	Bright	39.500	74	11Bet Cas	2.2680	6600.0	79	14462	No
73	GOM_NL__2PRFIN20041205_102336_000000382032_00380_14462_6759.N1	05-DEC-2004 10:23:36	Bright	38.000	49	1Alp UMi	1.9900	6300.0	76	14462	No
74	GOM_NL__2PRFIN20041205_102819_000000392032_00380_14462_6760.N1	05-DEC-2004 10:28:19	Bright	39.000	60	7Bet UMi	2.0810	3950.0	78	14462	No
75	GOM_NL__2PRFIN20041205_102951_000000472032_00380_14462_6761.N1	05-DEC-2004 10:29:51	Bright	46.500	36	50Alp UMa	1.8000	6300.0	93	14462	No
76	GOM_NL__2PRFIN20041205_103125_000000472032_00380_14462_6762.N1	05-DEC-2004 10:31:25	Bright	46.500	82	48Bet UMa	2.3650	10600.	93	14462	No
77	GOM_NL__2PRFIN20041205_103322_000000402032_00380_14462_6763.N1	05-DEC-2004 10:33:22	Bright	40.000	32	77Eps UMa	1.7630	11000.	80	14462	No
78	GOM_NL__2PRFIN20041205_103534_000000392032_00380_14462_6764.N1	05-DEC-2004 10:35:34	Bright	38.500	39	85Eta UMa	1.8540	24000.	77	14462	No
79	GOM_NL__2PRFIN20041205_103836_000000382032_00380_14462_6765.N1	05-DEC-2004 10:38:36	Bright	37.500	180	27Gam Boo	3.0400	8000.0	75	14462	No
80	GOM_NL__2PRFIN20041205_104137_000000392032_00380_14462_6766.N1	05-DEC-2004 10:41:37	Bright	38.500	83		2.3780	11000.	77	14462	No
81	GOM_NL__2PRFIN20041205_104444_000000382032_00380_14462_6767.N1	05-DEC-2004 10:44:44	Bright	38.000	111	8Eta Boo	2.6800	6000.0	76	14462	No
82	GOM_NL__2PRFIN20041205_104843_000000932032_00380_14462_6768.N1	05-DEC-2004 10:48:43	Tw_i_and_stray	93.000	96	68Del Leo	2.5600	9300.0	186	14462	No
83	GOM_NL__2PRFIN20041205_105238_000000542032_00380_14462_6769.N1	05-DEC-2004 10:52:38	Bright	53.500	121	29Gam Vir	2.7400	7200.0	107	14462	No
84	GOM_NL__2PRFIN20041205_105731_000000512032_00380_14462_6770.N1	05-DEC-2004 10:57:31	Tw_i_and_stray	50.500	163	7Del Crv	2.9450	11000.	101	14462	No
85	GOM_NL__2PRFIN20041205_105905_000000522032_00380_14462_6771.N1	05-DEC-2004 10:59:05	Dark	51.500	106	9Bet Crv	2.6480	5600.0	103	14462	No
86	GOM_NL__2PRFIN20041205_110045_000000442032_00380_14462_6772.N1	05-DEC-2004 11:00:45	Dark	44.000	123	1ot Cen	2.7500	10200.	88	14462	No
87	GOM_NL__2PRFIN20041205_110244_000000402032_00380_14462_6773.N1	05-DEC-2004 11:02:44	Dark	39.500	95	Zet Cen	2.5450	26000.	79	14462	No
88	GOM_NL__2PRFIN20041205_110434_000000402032_00380_14462_6774.N1	05-DEC-2004 11:04:34	Dark	40.000	77	Eps Cen	2.3030	28000.	80	14462	No
89	GOM_NL__2PRFIN20041205_110600_000000442032_00380_14462_6775.N1	05-DEC-2004 11:06:00	Dark	43.500	4	Alp1Cen	-0.010000	5800.0	87	14462	No
90	GOM_NL__2PRFIN20041205_110815_000000432032_00381_14463_6739.N1	05-DEC-2004 11:08:15	Dark	42.500	12	Alp1Cru	0.77500	30000.	85	14463	No
91	GOM_NL__2PRFIN20041205_111350_000000412032_00381_14463_6740.N1	05-DEC-2004 11:13:50	Dark	40.500	29	Bet Car	1.6720	10200.	81	14463	No
92	GOM_NL__2PRFIN20041205_111558_000000552032_00381_14463_6741.N1	05-DEC-2004 11:15:58	Dark	55.000	41	Eps Car	1.8600	4100.0	110	14463	No
93	GOM_NL__2PRFIN20041205_111814_000000502032_00381_14463_6742.N1	05-DEC-2004 11:18:14	Dark	50.000	34	Gam2Vel	1.7930	23000.	100	14463	No
94	GOM_NL__2PRFIN20041205_112112_000000572032_00381_14463_6743.N1	05-DEC-2004 11:21:12	Dark	57.000	2	Alp Car	-0.73600	7000.0	114	14463	No
95	GOM_NL__2PRFIN20041205_112323_000000612032_00381_14463_6744.N1	05-DEC-2004 11:23:23	Dark	60.500	117	Pi Pup	2.7060	3800.0	121	14463	No
96	GOM_NL__2PRFIN20041205_112659_000000672032_00381_14463_6745.N1	05-DEC-2004 11:26:59	Dark	66.500	23	21Eps CMa	1.5020	26000.	133	14463	No
97	GOM_NL__2PRFIN20041205_112904_000000682032_00381_14463_6746.N1	05-DEC-2004 11:29:04	Straylight	68.000	179	24Omi2CMa	3.0320	24000.	136	14463	No
98	GOM_NL__2PRFIN20041205_113249_000000852032_00381_14463_6747.N1	05-DEC-2004 11:32:49	Straylight	84.500	1	9Alp CMa	-1.4400	11000.	169	14463	No
99	GOM_NL__2PRFIN20041205_113619_000000612032_00381_14463_6748.N1	05-DEC-2004 11:36:19	Straylight	60.500	7	19Bet Ori	0.10000	14000.	121	14463	No
100	GOM_NL__2PRFIN20041205_113902_000000592032_00381_14463_6749.N1	05-DEC-2004 11:39:02	Straylight	59.000	30	46Eps Ori	1.6940	30000.	118	14463	No
101	GOM_NL__2PRFIN20041205_114137_000000582032_00381_14463_6750.N1	05-DEC-2004 11:41:37	Tw_i_and_stray	58.000	27	24Gam Ori	1.6360	26000.	116	14463	No

102	GOM_NL__2PRFIN20041205_114403_000000592032_00381_14463_6751.N1	05-DEC-2004 11:44:03	Bright	59.000	13	87Alp Tau	0.86700	3800.0	118	14463	No
103	GOM_NL__2PRFIN20041205_114556_000000372032_00381_14463_6752.N1	05-DEC-2004 11:45:56	Bright	37.000	105	6Bet Ari	2.6450	8900.0	74	14463	No
104	GOM_NL__2PRFIN20041205_114808_000000412032_00381_14463_6753.N1	05-DEC-2004 11:48:08	Bright	40.500	150	44Zet Per	2.8900	28000.	81	14463	No
105	GOM_NL__2PRFIN20041205_115034_000000382032_00381_14463_6754.N1	05-DEC-2004 11:50:34	Bright	38.000	79	26Bet Per	2.3100	13100.	76	14463	No
106	GOM_NL__2PRFIN20041205_115237_000000392032_00381_14463_6755.N1	05-DEC-2004 11:52:37	Bright	38.500	175	39Del Per	3.0100	19400.	77	14463	No
107	GOM_NL__2PRFIN20041205_115407_000000372032_00381_14463_6756.N1	05-DEC-2004 11:54:07	Bright	37.000	160	23Gam Per	2.9300	4700.0	74	14463	No
108	GOM_NL__2PRFIN20041205_115644_000000382032_00381_14463_6757.N1	05-DEC-2004 11:56:44	Bright	37.500	110	37Del Cas	2.6780	8900.0	75	14463	No
109	GOM_NL__2PRFIN20041205_115806_000000392032_00381_14463_6758.N1	05-DEC-2004 11:58:06	Bright	39.000	74	11Bet Cas	2.2680	6600.0	78	14463	No
110	GOM_NL__2PRFIN20041205_120412_000000392032_00381_14463_6759.N1	05-DEC-2004 12:04:12	Bright	38.500	49	1Alp UMi	1.9900	6300.0	77	14463	No
111	GOM_NL__2PRFIN20041205_120855_000000392032_00381_14463_6760.N1	05-DEC-2004 12:08:55	Bright	39.000	60	7Bet UMi	2.0810	3950.0	78	14463	No
112	GOM_NL__2PRFIN20041205_121027_000000442032_00381_14463_6761.N1	05-DEC-2004 12:10:27	Bright	44.000	36	50Alp UMa	1.8000	6300.0	88	14463	No
113	GOM_NL__2PRFIN20041205_121201_000000492032_00381_14463_6762.N1	05-DEC-2004 12:12:01	Bright	49.000	82	48Bet UMa	2.3650	10600.	98	14463	No
114	GOM_NL__2PRFIN20041205_121358_000000522032_00381_14463_6763.N1	05-DEC-2004 12:13:58	Bright	52.000	32	77Eps UMa	1.7630	11000.	104	14463	No
115	GOM_NL__2PRFIN20041205_121611_000000392032_00381_14463_6764.N1	05-DEC-2004 12:16:11	Bright	39.000	39	85Eta UMa	1.8540	24000.	78	14463	No
116	GOM_NL__2PRFIN20041205_121912_000000382032_00381_14463_6765.N1	05-DEC-2004 12:19:12	Bright	38.000	180	27Gam Boo	3.0400	8000.0	76	14463	No
117	GOM_NL__2PRFIN20041205_122213_000000402032_00381_14463_6766.N1	05-DEC-2004 12:22:13	Bright	40.000	83		2.3780	11000.	80	14463	No
118	GOM_NL__2PRFIN20041205_122521_000000382032_00381_14463_6767.N1	05-DEC-2004 12:25:21	Bright	37.500	111	8Eta Boo	2.6800	6000.0	75	14463	No
119	GOM_NL__2PRFIN20041205_122919_000000942032_00381_14463_6768.N1	05-DEC-2004 12:29:19	Twi_and_stray	94.000	96	68Del Leo	2.5600	9300.0	188	14463	No
120	GOM_NL__2PRFIN20041205_123315_000000522032_00381_14463_6769.N1	05-DEC-2004 12:33:15	Bright	52.000	121	29Gam Vir	2.7400	7200.0	104	14463	No
121	GOM_NL__2PRFIN20041205_123807_000000522032_00381_14463_6770.N1	05-DEC-2004 12:38:07	Twi_and_stray	51.500	163	7Del Crv	2.9450	11000.	103	14463	No
122	GOM_NL__2PRFIN20041205_123942_000000522032_00381_14463_6771.N1	05-DEC-2004 12:39:42	Dark	51.500	106	9Bet Crv	2.6480	5600.0	103	14463	No
123	GOM_NL__2PRFIN20041205_124121_000000442032_00381_14463_6772.N1	05-DEC-2004 12:41:21	Dark	43.500	123	1ot Cen	2.7500	10200.	87	14463	No
124	GOM_NL__2PRFIN20041205_124319_000000402032_00381_14463_6773.N1	05-DEC-2004 12:43:19	Dark	39.500	95	Zet Cen	2.5450	26000.	79	14463	No
125	GOM_NL__2PRFIN20041205_124511_000000392032_00381_14463_6774.N1	05-DEC-2004 12:45:11	Dark	39.000	77	Eps Cen	2.3030	28000.	78	14463	No
126	GOM_NL__2PRFIN20041205_124636_000000462032_00381_14463_6775.N1	05-DEC-2004 12:46:36	Dark	45.500	4	Alp1Cen	-0.010000	5800.0	91	14463	No
127	GOM_NL__2PRFIN20041205_124851_000000402032_00382_14464_6759.N1	05-DEC-2004 12:48:51	Dark	40.000	12	Alp1Cru	0.77500	30000.	80	14464	No
128	GOM_NL__2PRFIN20041205_125426_000000412032_00382_14464_6760.N1	05-DEC-2004 12:54:26	Dark	40.500	29	Bet Car	1.6720	10200.	81	14464	No
129	GOM_NL__2PRFIN20041205_125634_000000452032_00382_14464_6761.N1	05-DEC-2004 12:56:34	Dark	45.000	41	Eps Car	1.8600	4100.0	90	14464	No
130	GOM_NL__2PRFIN20041205_125851_000000532032_00382_14464_6762.N1	05-DEC-2004 12:58:51	Dark	53.000	34	Gam2Vel	1.7930	23000.	106	14464	No
131	GOM_NL__2PRFIN20041205_130148_000000542032_00382_14464_6763.N1	05-DEC-2004 13:01:48	Dark	54.000	2	Alp Car	-0.73600	7000.0	108	14464	No
132	GOM_NL__2PRFIN20041205_130400_000000702032_00382_14464_6764.N1	05-DEC-2004 13:04:00	Dark	69.500	117	Pi Pup	2.7060	3800.0	139	14464	No
133	GOM_NL__2PRFIN20041205_130735_000000702032_00382_14464_6765.N1	05-DEC-2004 13:07:35	Dark	69.500	23	21Eps CMa	1.5020	26000.	139	14464	No
134	GOM_NL__2PRFIN20041205_130940_000000682032_00382_14464_6766.N1	05-DEC-2004 13:09:40	Straylight	68.000	179	24Omi2CMa	3.0320	24000.	136	14464	No
135	GOM_NL__2PRFIN20041205_131325_000000942032_00382_14464_6767.N1	05-DEC-2004 13:13:25	Straylight	94.000	1	9Alp CMa	-1.4400	11000.	188	14464	No
136	GOM_NL__2PRFIN20041205_131655_000000632032_00382_14464_6768.N1	05-DEC-2004 13:16:55	Straylight	63.000	7	19Bet Ori	0.10000	14000.	126	14464	No
137	GOM_NL__2PRFIN20041205_131938_000000642032_00382_14464_6769.N1	05-DEC-2004 13:19:38	Straylight	63.500	30	46Eps Ori	1.6940	30000.	127	14464	No
138	GOM_NL__2PRFIN20041205_132212_000000592032_00382_14464_6770.N1	05-DEC-2004 13:22:12	Twi_and_stray	59.000	27	24Gam Ori	1.6360	26000.	118	14464	No
139	GOM_NL__2PRFIN20041205_132439_000000592032_00382_14464_6771.N1	05-DEC-2004 13:24:39	Bright	59.000	13	87Alp Tau	0.86700	3800.0	118	14464	No
140	GOM_NL__2PRFIN20041205_132632_000000392032_00382_14464_6772.N1	05-DEC-2004 13:26:32	Bright	39.000	105	6Bet Ari	2.6450	8900.0	78	14464	No
141	GOM_NL__2PRFIN20041205_132844_000000392032_00382_14464_6773.N1	05-DEC-2004 13:28:44	Bright	39.000	150	44Zet Per	2.8900	28000.	78	14464	No
142	GOM_NL__2PRFIN20041205_133110_000000392032_00382_14464_6774.N1	05-DEC-2004 13:31:10	Bright	38.500	79	26Bet Per	2.3100	13100.	77	14464	No
143	GOM_NL__2PRFIN20041205_133313_000000382032_00382_14464_6775.N1	05-DEC-2004 13:33:13	Bright	38.000	175	39Del Per	3.0100	19400.	76	14464	No
144	GOM_NL__2PRFIN20041205_133442_000000362032_00382_14464_6776.N1	05-DEC-2004 13:34:42	Bright	36.000	160	23Gam Per	2.9300	4700.0	72	14464	No
145	GOM_NL__2PRFIN20041205_133720_000000382032_00382_14464_6777.N1	05-DEC-2004 13:37:20	Bright	38.000	110	37Del Cas	2.6780	8900.0	76	14464	No
146	GOM_NL__2PRFIN20041205_133843_000000402032_00382_14464_6778.N1	05-DEC-2004 13:38:43	Bright	40.000	74	11Bet Cas	2.2680	6600.0	80	14464	No
147	GOM_NL__2PRFIN20041205_134448_000000382032_00382_14464_6779.N1	05-DEC-2004 13:44:48	Bright	38.000	49	1Alp UMi	1.9900	6300.0	76	14464	No
148	GOM_NL__2PRFIN20041205_134931_000000362032_00382_14464_6780.N1	05-DEC-2004 13:49:31	Bright	35.500	60	7Bet UMi	2.0810	3950.0	71	14464	No
149	GOM_NL__2PRFIN20041205_135102_000000472032_00382_14464_6781.N1	05-DEC-2004 13:51:02	Bright	46.500	36	50Alp UMa	1.8000	6300.0	93	14464	No
150	GOM_NL__2PRFIN20041205_135236_000000502032_00382_14464_6782.N1	05-DEC-2004 13:52:36	Bright	49.500	82	48Bet UMa	2.3650	10600.	99	14464	No
151	GOM_NL__2PRFIN20041205_135433_000000412032_00382_14464_6783.N1	05-DEC-2004 13:54:33	Bright	40.500	32	77Eps UMa	1.7630	11000.	81	14464	No
152	GOM_NL__2PRFIN20041205_135647_000000382032_00382_14464_6784.N1	05-DEC-2004 13:56:47	Bright	38.000	39	85Eta UMa	1.8540	24000.	76	14464	No
153	GOM_NL__2PRFIN20041205_135948_000000372032_00382_14464_6785.N1	05-DEC-2004 13:59:48	Bright	36.500	180	27Gam Boo	3.0400	8000.0	73	14464	No
154	GOM_NL__2PRFIN20041205_140250_000000402032_00382_14464_6786.N1	05-DEC-2004 14:02:50	Bright	39.500	83		2.3780	11000.	79	14464	No
155	GOM_NL__2PRFIN20041205_140557_000000392032_00382_14464_6787.N1	05-DEC-2004 14:05:57	Bright	38.500	111	8Eta Boo	2.6800	6000.0	77	14464	No
156	GOM_NL__2PRFIN20041205_140957_000000932032_00382_14464_6788.N1	05-DEC-2004 14:09:57	Twi_and_stray	92.500	96	68Del Leo	2.5600	9300.0	185	14464	No
157	GOM_NL__2PRFIN20041205_141351_000000522032_00382_14464_6789.N1	05-DEC-2004 14:13:51	Bright	52.000	121	29Gam Vir	2.7400	7200.0	104	14464	No
158	GOM_NL__2PRFIN20041205_141845_000000502032_00382_14464_6790.N1	05-DEC-2004 14:18:45	Twi_and_stray	49.500	163	7Del Crv	2.9450	11000.	99	14464	No
159	GOM_NL__2PRFIN20041205_142019_000000522032_00382_14464_6791.N1	05-DEC-2004 14:20:19	Dark	52.000	106	9Bet Crv	2.6480	5600.0	104	14464	No
160	GOM_NL__2PRFIN20041205_142157_000000442032_00382_14464_6792.N1	05-DEC-2004 14:21:57	Dark	43.500	123	1ot Cen	2.7500	10200.	87	14464	No

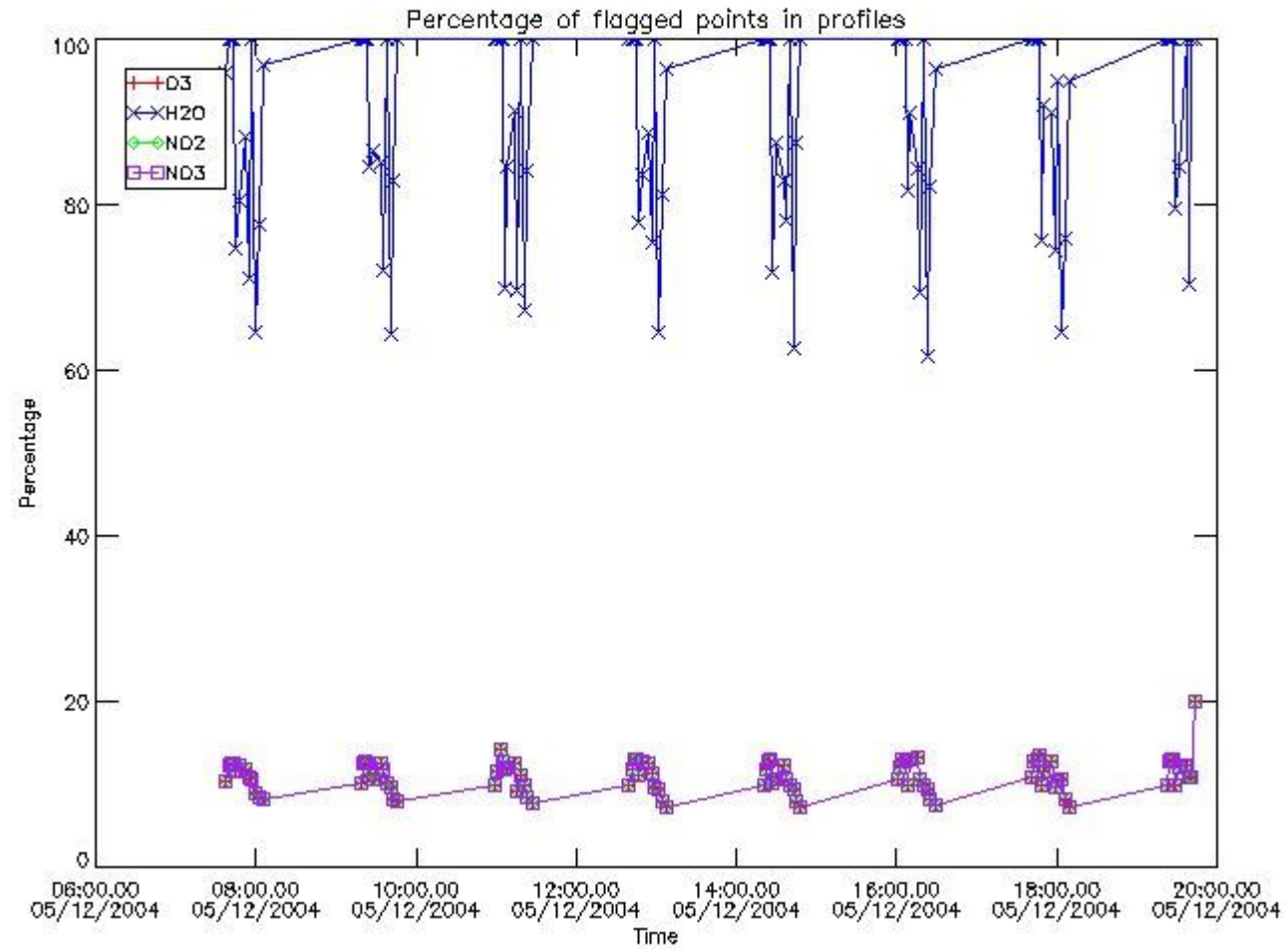
161	GOM_NL__2PRFIN20041205_142356_000000402032_00382_14464_6793.N1	05-DEC-2004 14:23:56	Dark	40.000	95	Zet Cen	2.5450	26000.	80	14464	No
162	GOM_NL__2PRFIN20041205_142546_000000402032_00382_14464_6794.N1	05-DEC-2004 14:25:46	Dark	39.500	77	Eps Cen	2.3030	28000.	79	14464	No
163	GOM_NL__2PRFIN20041205_142711_000000502032_00382_14464_6795.N1	05-DEC-2004 14:27:11	Dark	50.000	4	Alp1Cen	-0.010000	5800.0	100	14464	No
164	GOM_NL__2PRFIN20041205_142928_000000482032_00383_14465_6759.N1	05-DEC-2004 14:29:28	Dark	48.000	12	Alp1Cru	0.77500	30000.	96	14465	No
165	GOM_NL__2PRFIN20041205_143502_000000422032_00383_14465_6760.N1	05-DEC-2004 14:35:02	Dark	41.500	29	Bet Car	1.6720	10200.	83	14465	No
166	GOM_NL__2PRFIN20041205_143709_000000492032_00383_14465_6761.N1	05-DEC-2004 14:37:09	Dark	48.500	41	Eps Car	1.8600	4100.0	97	14465	No
167	GOM_NL__2PRFIN20041205_143927_000000512032_00383_14465_6762.N1	05-DEC-2004 14:39:27	Dark	51.000	34	Gam2Vel	1.7930	23000.	102	14465	No
168	GOM_NL__2PRFIN20041205_144224_000000542032_00383_14465_6763.N1	05-DEC-2004 14:42:24	Dark	54.000	2	Alp Car	-0.73600	7000.0	108	14465	No
169	GOM_NL__2PRFIN20041205_144434_000000652032_00383_14465_6764.N1	05-DEC-2004 14:44:34	Dark	64.500	117	Pi Pup	2.7060	3800.0	129	14465	No
170	GOM_NL__2PRFIN20041205_144814_000000702032_00383_14465_6765.N1	05-DEC-2004 14:48:14	Dark	70.000	23	21Eps CMa	1.5020	26000.	140	14465	No
171	GOM_NL__2PRFIN20041205_145016_000000692032_00383_14465_6766.N1	05-DEC-2004 14:50:16	Straylight	69.000	179	24Omi2CMa	3.0320	24000.	138	14465	No
172	GOM_NL__2PRFIN20041205_145402_000000852032_00383_14465_6767.N1	05-DEC-2004 14:54:02	Straylight	84.500	1	9Alp CMa	-1.4400	11000.	169	14465	No
173	GOM_NL__2PRFIN20041205_145731_000000612032_00383_14465_6768.N1	05-DEC-2004 14:57:31	Straylight	60.500	7	19Bet Ori	0.10000	14000.	121	14465	No
174	GOM_NL__2PRFIN20041205_150013_000000612032_00383_14465_6769.N1	05-DEC-2004 15:00:13	Straylight	60.500	30	46Eps Ori	1.6940	30000.	121	14465	No
175	GOM_NL__2PRFIN20041205_150248_000000592032_00383_14465_6770.N1	05-DEC-2004 15:02:48	Tw_i_and_stray	59.000	27	24Gam Ori	1.6360	26000.	118	14465	No
176	GOM_NL__2PRFIN20041205_150514_000000592032_00383_14465_6771.N1	05-DEC-2004 15:05:14	Bright	59.000	13	87Alp Tau	0.86700	3800.0	118	14465	No
177	GOM_NL__2PRFIN20041205_150736_000000422032_00383_14465_6772.N1	05-DEC-2004 15:07:36	Bright	42.000	50	13Alp Ari	2.0070	4250.0	84	14465	No
178	GOM_NL__2PRFIN20041205_150921_000000402032_00383_14465_6773.N1	05-DEC-2004 15:09:21	Bright	39.500	150	44Zet Per	2.8900	28000.	79	14465	No
179	GOM_NL__2PRFIN20041205_151050_000000462032_00383_14465_6774.N1	05-DEC-2004 15:10:50	Bright	45.500	114	3Iot Aur	2.6930	4600.0	91	14465	No
180	GOM_NL__2PRFIN20041205_151241_000000412032_00383_14465_6775.N1	05-DEC-2004 15:12:41	Bright	41.000	73	57Gam1And	2.2600	13100.	82	14465	No
181	GOM_NL__2PRFIN20041205_151418_000000402032_00383_14465_6776.N1	05-DEC-2004 15:14:18	Bright	39.500	35	33Alp Per	1.7950	6250.0	79	14465	No
182	GOM_NL__2PRFIN20041205_151639_000000472032_00383_14465_6777.N1	05-DEC-2004 15:16:39	Bright	46.500	42	34Bet Aur	1.9000	10200.	93	14465	No
183	GOM_NL__2PRFIN20041205_151833_000000392032_00383_14465_6778.N1	05-DEC-2004 15:18:33	Bright	39.000	76	27Gam Cas	2.3000	30000.	78	14465	No
184	GOM_NL__2PRFIN20041205_152524_000000382032_00383_14465_6779.N1	05-DEC-2004 15:25:24	Bright	37.500	49	1Alp UMi	1.9900	6300.0	75	14465	No
185	GOM_NL__2PRFIN20041205_153007_000000392032_00383_14465_6780.N1	05-DEC-2004 15:30:07	Bright	38.500	60	7Bet UMi	2.0810	3950.0	77	14465	No
186	GOM_NL__2PRFIN20041205_153138_000000472032_00383_14465_6781.N1	05-DEC-2004 15:31:38	Bright	47.000	36	50Alp UMa	1.8000	6300.0	94	14465	No
187	GOM_NL__2PRFIN20041205_153312_000000472032_00383_14465_6782.N1	05-DEC-2004 15:33:12	Bright	47.000	82	48Bet UMa	2.3650	10600.	94	14465	No
188	GOM_NL__2PRFIN20041205_153509_000000402032_00383_14465_6783.N1	05-DEC-2004 15:35:09	Bright	40.000	32	77Eps UMa	1.7630	11000.	80	14465	No
189	GOM_NL__2PRFIN20041205_153722_000000412032_00383_14465_6784.N1	05-DEC-2004 15:37:22	Bright	40.500	39	85Eta UMa	1.8540	24000.	81	14465	No
190	GOM_NL__2PRFIN20041205_154024_000000362032_00383_14465_6785.N1	05-DEC-2004 15:40:24	Bright	36.000	180	27Gam Boo	3.0400	8000.0	72	14465	No
191	GOM_NL__2PRFIN20041205_154328_000000382032_00383_14465_6786.N1	05-DEC-2004 15:43:28	Bright	38.000	83		2.3780	11000.	76	14465	No
192	GOM_NL__2PRFIN20041205_154633_000000392032_00383_14465_6787.N1	05-DEC-2004 15:46:33	Bright	38.500	111	8Eta Boo	2.6800	6000.0	77	14465	No
193	GOM_NL__2PRFIN20041205_155034_000000972032_00383_14465_6788.N1	05-DEC-2004 15:50:34	Tw_i_and_stray	97.000	96	68Del Leo	2.5600	9300.0	194	14465	No
194	GOM_NL__2PRFIN20041205_155428_000000542032_00383_14465_6789.N1	05-DEC-2004 15:54:28	Bright	53.500	121	29Gam Vir	2.7400	7200.0	107	14465	No
195	GOM_NL__2PRFIN20041205_155922_000000512032_00383_14465_6790.N1	05-DEC-2004 15:59:22	Tw_i_and_stray	51.000	163	7Del Crv	2.9450	11000.	102	14465	No
196	GOM_NL__2PRFIN20041205_160056_000000492032_00383_14465_6791.N1	05-DEC-2004 16:00:56	Dark	48.500	106	9Bet Crv	2.6480	5600.0	97	14465	No
197	GOM_NL__2PRFIN20041205_160234_000000422032_00383_14465_6792.N1	05-DEC-2004 16:02:34	Dark	42.000	123	Iot Cen	2.7500	10200.	84	14465	No
198	GOM_NL__2PRFIN20041205_160432_000000392032_00383_14465_6793.N1	05-DEC-2004 16:04:32	Dark	39.000	95	Zet Cen	2.5450	26000.	78	14465	No
199	GOM_NL__2PRFIN20041205_160623_000000402032_00383_14465_6794.N1	05-DEC-2004 16:06:23	Dark	40.000	77	Eps Cen	2.3030	28000.	80	14465	No
200	GOM_NL__2PRFIN20041205_160748_000000522032_00383_14465_6795.N1	05-DEC-2004 16:07:48	Dark	52.000	4	Alp1Cen	-0.010000	5800.0	104	14465	No
201	GOM_NL__2PRFIN20041205_161004_000000402032_00384_14466_6759.N1	05-DEC-2004 16:10:04	Dark	39.500	12	Alp1Cru	0.77500	30000.	79	14466	No
202	GOM_NL__2PRFIN20041205_161539_000000422032_00384_14466_6760.N1	05-DEC-2004 16:15:39	Dark	42.000	29	Bet Car	1.6720	10200.	84	14466	No
203	GOM_NL__2PRFIN20041205_161746_000000482032_00384_14466_6761.N1	05-DEC-2004 16:17:46	Dark	48.000	41	Eps Car	1.8600	4100.0	96	14466	No
204	GOM_NL__2PRFIN20041205_162004_000000522032_00384_14466_6762.N1	05-DEC-2004 16:20:04	Dark	52.000	34	Gam2Vel	1.7930	23000.	104	14466	No
205	GOM_NL__2PRFIN20041205_162301_000000542032_00384_14466_6763.N1	05-DEC-2004 16:23:01	Dark	54.000	2	Alp Car	-0.73600	7000.0	108	14466	No
206	GOM_NL__2PRFIN20041205_162513_000000622032_00384_14466_6764.N1	05-DEC-2004 16:25:13	Dark	61.500	117	Pi Pup	2.7060	3800.0	123	14466	No
207	GOM_NL__2PRFIN20041205_162850_000000692032_00384_14466_6765.N1	05-DEC-2004 16:28:50	Dark	69.000	23	21Eps CMa	1.5020	26000.	138	14466	No
208	GOM_NL__2PRFIN20041205_163053_000000692032_00384_14466_6766.N1	05-DEC-2004 16:30:53	Straylight	68.500	179	24Omi2CMa	3.0320	24000.	137	14466	No
209	GOM_NL__2PRFIN20041205_163437_000000842032_00384_14466_6767.N1	05-DEC-2004 16:34:37	Straylight	83.500	1	9Alp CMa	-1.4400	11000.	167	14466	No
210	GOM_NL__2PRFIN20041205_163808_000000632032_00384_14466_6768.N1	05-DEC-2004 16:38:08	Straylight	63.000	7	19Bet Ori	0.10000	14000.	126	14466	No
211	GOM_NL__2PRFIN20041205_164048_000000622032_00384_14466_6769.N1	05-DEC-2004 16:40:48	Straylight	62.000	30	46Eps Ori	1.6940	30000.	124	14466	No
212	GOM_NL__2PRFIN20041205_164323_000000592032_00384_14466_6770.N1	05-DEC-2004 16:43:23	Tw_i_and_stray	58.500	27	24Gam Ori	1.6360	26000.	117	14466	No
213	GOM_NL__2PRFIN20041205_164550_000000532032_00384_14466_6771.N1	05-DEC-2004 16:45:50	Bright	53.000	13	87Alp Tau	0.86700	3800.0	106	14466	No
214	GOM_NL__2PRFIN20041205_164812_000000402032_00384_14466_6772.N1	05-DEC-2004 16:48:12	Bright	39.500	50	13Alp Ari	2.0070	4250.0	79	14466	No
215	GOM_NL__2PRFIN20041205_164957_000000402032_00384_14466_6773.N1	05-DEC-2004 16:49:57	Bright	39.500	150	44Zet Per	2.8900	28000.	79	14466	No
216	GOM_NL__2PRFIN20041205_165125_000000462032_00384_14466_6774.N1	05-DEC-2004 16:51:25	Bright	46.000	114	3Iot Aur	2.6930	4600.0	92	14466	No
217	GOM_NL__2PRFIN20041205_165318_000000392032_00384_14466_6775.N1	05-DEC-2004 16:53:18	Bright	39.000	73	57Gam1And	2.2600	13100.	78	14466	No
218	GOM_NL__2PRFIN20041205_165455_000000392032_00384_14466_6776.N1	05-DEC-2004 16:54:55	Bright	39.000	35	33Alp Per	1.7950	6250.0	78	14466	No
219	GOM_NL__2PRFIN20041205_165714_000000482032_00384_14466_6777.N1	05-DEC-2004 16:57:14	Bright	48.000	42	34Bet Aur	1.9000	10200.	96	14466	No

220	GOM_NL__2PRFIN20041205_165910_000000392032_00384_14466_6778.N1	05-DEC-2004 16:59:10	Bright	38.500	76	27Gam Cas	2.3000	30000.	77	14466	No
221	GOM_NL__2PRFIN20041205_170600_000000372032_00384_14466_6779.N1	05-DEC-2004 17:06:00	Bright	37.000	49	1Alp UMi	1.9900	6300.0	74	14466	No
222	GOM_NL__2PRFIN20041205_171043_000000382032_00384_14466_6780.N1	05-DEC-2004 17:10:43	Bright	38.000	60	7Bet UMi	2.0810	3950.0	76	14466	No
223	GOM_NL__2PRFIN20041205_171213_000000472032_00384_14466_6781.N1	05-DEC-2004 17:12:13	Bright	46.500	36	50Alp UMa	1.8000	6300.0	93	14466	No
224	GOM_NL__2PRFIN20041205_171347_000000482032_00384_14466_6782.N1	05-DEC-2004 17:13:47	Bright	48.000	82	48Bet UMa	2.3650	10600.	96	14466	No
225	GOM_NL__2PRFIN20041205_171545_000000412032_00384_14466_6783.N1	05-DEC-2004 17:15:45	Bright	41.000	32	77Eps UMa	1.7630	11000.	82	14466	No
226	GOM_NL__2PRFIN20041205_171759_000000402032_00384_14466_6784.N1	05-DEC-2004 17:17:59	Bright	40.000	39	85Eta UMa	1.8540	24000.	80	14466	No
227	GOM_NL__2PRFIN20041205_172101_000000372032_00384_14466_6785.N1	05-DEC-2004 17:21:01	Bright	37.000	180	27Gam Boo	3.0400	8000.0	74	14466	No
228	GOM_NL__2PRFIN20041205_172404_000000372032_00384_14466_6786.N1	05-DEC-2004 17:24:04	Bright	37.000	83		2.3780	11000.	74	14466	No
229	GOM_NL__2PRFIN20041205_172709_000000392032_00384_14466_6787.N1	05-DEC-2004 17:27:09	Bright	39.000	111	8Eta Boo	2.6800	6000.0	78	14466	No
230	GOM_NL__2PRFIN20041205_173111_000000972032_00384_14466_6788.N1	05-DEC-2004 17:31:11	Tw_i_and_stray	97.000	96	68Del Leo	2.5600	9300.0	194	14466	No
231	GOM_NL__2PRFIN20041205_173504_000000512032_00384_14466_6789.N1	05-DEC-2004 17:35:04	Bright	50.500	121	29Gam Vir	2.7400	7200.0	101	14466	No
232	GOM_NL__2PRFIN20041205_173959_000000482032_00384_14466_6790.N1	05-DEC-2004 17:39:59	Tw_i_and_stray	47.500	163	7Del Crv	2.9450	11000.	95	14466	No
233	GOM_NL__2PRFIN20041205_174133_000000472032_00384_14466_6791.N1	05-DEC-2004 17:41:33	Dark	47.000	106	9Bet Crv	2.6480	5600.0	94	14466	No
234	GOM_NL__2PRFIN20041205_174311_000000402032_00384_14466_6792.N1	05-DEC-2004 17:43:11	Dark	40.000	123	1ot Cen	2.7500	10200.	80	14466	No
235	GOM_NL__2PRFIN20041205_174509_000000402032_00384_14466_6793.N1	05-DEC-2004 17:45:09	Dark	39.500	95	Zet Cen	2.5450	26000.	79	14466	No
236	GOM_NL__2PRFIN20041205_174700_000000382032_00384_14466_6794.N1	05-DEC-2004 17:47:00	Dark	37.500	77	Eps Cen	2.3030	28000.	75	14466	No
237	GOM_NL__2PRFIN20041205_174823_000000522032_00384_14466_6795.N1	05-DEC-2004 17:48:23	Dark	52.000	4	Alp1Cen	-0.010000	5800.0	104	14466	No
238	GOM_NL__2PRFIN20041205_175041_000000442032_00385_14467_6759.N1	05-DEC-2004 17:50:41	Dark	44.000	12	Alp1Cru	0.77500	30000.	88	14467	No
239	GOM_NL__2PRFIN20041205_175616_000000402032_00385_14467_6760.N1	05-DEC-2004 17:56:16	Dark	40.000	29	Bet Car	1.6720	10200.	80	14467	No
240	GOM_NL__2PRFIN20041205_175823_000000542032_00385_14467_6761.N1	05-DEC-2004 17:58:23	Dark	53.500	41	Eps Car	1.8600	4100.0	107	14467	No
241	GOM_NL__2PRFIN20041205_180041_000000502032_00385_14467_6762.N1	05-DEC-2004 18:00:41	Dark	49.500	34	Gam2Vel	1.7930	23000.	99	14467	No
242	GOM_NL__2PRFIN20041205_180338_000000492032_00385_14467_6763.N1	05-DEC-2004 18:03:38	Dark	48.500	2	Alp Car	-0.73600	7000.0	97	14467	No
243	GOM_NL__2PRFIN20041205_180550_000000632032_00385_14467_6764.N1	05-DEC-2004 18:05:50	Dark	62.500	117	Pi Pup	2.7060	3800.0	125	14467	No
244	GOM_NL__2PRFIN20041205_180925_000000702032_00385_14467_6765.N1	05-DEC-2004 18:09:25	Dark	69.500	23	21Eps CMa	1.5020	26000.	139	14467	No
245	GOM_NL__2PRFIN20041205_181129_000000692032_00385_14467_6766.N1	05-DEC-2004 18:11:29	Straylight	69.000	179	24Omi2CMa	3.0320	24000.	138	14467	No
246	GOM_NL__2PRFIN20041205_181513_000000862032_00385_14467_6767.N1	05-DEC-2004 18:15:13	Straylight	85.500	1	9Alp CMa	-1.4400	11000.	171	14467	No
247	GOM_NL__2PRFIN20041205_181844_000000562032_00385_14467_6768.N1	05-DEC-2004 18:18:44	Straylight	55.500	7	19Bet Ori	0.10000	14000.	111	14467	No
248	GOM_NL__2PRFIN20041205_182124_000000592032_00385_14467_6769.N1	05-DEC-2004 18:21:24	Straylight	59.000	30	46Eps Ori	1.6940	30000.	118	14467	No
249	GOM_NL__2PRFIN20041205_182358_000000612032_00385_14467_6770.N1	05-DEC-2004 18:23:58	Tw_i_and_stray	60.500	27	24Gam Ori	1.6360	26000.	121	14467	No
250	GOM_NL__2PRFIN20041205_182626_000000592032_00385_14467_6771.N1	05-DEC-2004 18:26:26	Bright	59.000	13	87Alp Tau	0.86700	3800.0	118	14467	No
251	GOM_NL__2PRFIN20041205_182849_000000412032_00385_14467_6772.N1	05-DEC-2004 18:28:49	Bright	41.000	50	13Alp Ari	2.0070	4250.0	82	14467	No
252	GOM_NL__2PRFIN20041205_183033_000000402032_00385_14467_6773.N1	05-DEC-2004 18:30:33	Bright	39.500	150	44Zet Per	2.8900	28000.	79	14467	No
253	GOM_NL__2PRFIN20041205_183201_000000462032_00385_14467_6774.N1	05-DEC-2004 18:32:01	Bright	45.500	114	31ot Aur	2.6930	4600.0	91	14467	No
254	GOM_NL__2PRFIN20041205_183355_000000392032_00385_14467_6775.N1	05-DEC-2004 18:33:55	Bright	38.500	73	57Gam1And	2.2600	13100.	77	14467	No
255	GOM_NL__2PRFIN20041205_183531_000000392032_00385_14467_6776.N1	05-DEC-2004 18:35:31	Bright	38.500	35	33Alp Per	1.7950	6250.0	77	14467	No
256	GOM_NL__2PRFIN20041205_183749_000000492032_00385_14467_6777.N1	05-DEC-2004 18:37:49	Bright	49.000	42	34Bet Aur	1.9000	10200.	98	14467	No
257	GOM_NL__2PRFIN20041205_183946_000000392032_00385_14467_6778.N1	05-DEC-2004 18:39:46	Bright	38.500	76	27Gam Cas	2.3000	30000.	77	14467	No
258	GOM_NL__2PRFIN20041205_184637_000000382032_00385_14467_6779.N1	05-DEC-2004 18:46:37	Bright	37.500	49	1Alp UMi	1.9900	6300.0	75	14467	No
259	GOM_NL__2PRFIN20041205_185119_000000392032_00385_14467_6780.N1	05-DEC-2004 18:51:19	Bright	38.500	60	7Bet UMi	2.0810	3950.0	77	14467	No
260	GOM_NL__2PRFIN20041205_185249_000000502032_00385_14467_6781.N1	05-DEC-2004 18:52:49	Bright	49.500	36	50Alp UMa	1.8000	6300.0	99	14467	No
261	GOM_NL__2PRFIN20041205_185422_000000512032_00385_14467_6782.N1	05-DEC-2004 18:54:22	Bright	50.500	82	48Bet UMa	2.3650	10600.	101	14467	No
262	GOM_NL__2PRFIN20041205_185621_000000422032_00385_14467_6783.N1	05-DEC-2004 18:56:21	Bright	41.500	32	77Eps UMa	1.7630	11000.	83	14467	No
263	GOM_NL__2PRFIN20041205_185835_000000412032_00385_14467_6784.N1	05-DEC-2004 18:58:35	Bright	40.500	39	85Eta UMa	1.8540	24000.	81	14467	No
264	GOM_NL__2PRFIN20041205_190137_000000372032_00385_14467_6785.N1	05-DEC-2004 19:01:37	Bright	36.500	180	27Gam Boo	3.0400	8000.0	73	14467	No
265	GOM_NL__2PRFIN20041205_190441_000000382032_00385_14467_6786.N1	05-DEC-2004 19:04:41	Bright	37.500	83		2.3780	11000.	75	14467	No
266	GOM_NL__2PRFIN20041205_190746_000000392032_00385_14467_6787.N1	05-DEC-2004 19:07:46	Bright	38.500	111	8Eta Boo	2.6800	6000.0	77	14467	No
267	GOM_NL__2PRFIN20041205_191148_000000932032_00385_14467_6788.N1	05-DEC-2004 19:11:48	Tw_i_and_stray	92.500	96	68Del Leo	2.5600	9300.0	185	14467	No
268	GOM_NL__2PRFIN20041205_191541_000000502032_00385_14467_6789.N1	05-DEC-2004 19:15:41	Bright	49.500	121	29Gam Vir	2.7400	7200.0	99	14467	No
269	GOM_NL__2PRFIN20041205_192036_000000482032_00385_14467_6790.N1	05-DEC-2004 19:20:36	Tw_i_and_stray	47.500	163	7Del Crv	2.9450	11000.	95	14467	No
270	GOM_NL__2PRFIN20041205_192209_000000522032_00385_14467_6791.N1	05-DEC-2004 19:22:09	Dark	52.000	106	9Bet Crv	2.6480	5600.0	104	14467	No
271	GOM_NL__2PRFIN20041205_192347_000000402032_00385_14467_6792.N1	05-DEC-2004 19:23:47	Dark	40.000	123	1ot Cen	2.7500	10200.	80	14467	No
272	GOM_NL__2PRFIN20041205_192545_000000402032_00385_14467_6793.N1	05-DEC-2004 19:25:45	Dark	39.500	95	Zet Cen	2.5450	26000.	79	14467	No
273	GOM_NL__2PRFIN20041205_192736_000000392032_00385_14467_6794.N1	05-DEC-2004 19:27:36	Dark	39.000	77	Eps Cen	2.3030	28000.	78	14467	No
274	GOM_NL__2PRFIN20041205_192859_000000522032_00385_14467_6795.N1	05-DEC-2004 19:28:59	Dark	52.000	4	Alp1Cen	-0.010000	5800.0	104	14467	No
275	GOM_NL__2PRFIN20041205_193117_000000432032_00386_14468_6759.N1	05-DEC-2004 19:31:17	Dark	42.500	12	Alp1Cru	0.77500	30000.	85	14468	No
276	GOM_NL__2PRFIN20041205_193652_000000422032_00386_14468_6760.N1	05-DEC-2004 19:36:52	Dark	41.500	29	Bet Car	1.6720	10200.	83	14468	No
277	GOM_NL__2PRFIN20041205_193901_000000482032_00386_14468_6761.N1	05-DEC-2004 19:39:01	Dark	47.500	41	Eps Car	1.8600	4100.0	95	14468	No
278	GOM_NL__2PRFIN20041205_194118_000000522032_00386_14468_6762.N1	05-DEC-2004 19:41:18	Dark	52.000	34	Gam2Vel	1.7930	23000.	104	14468	No

3. Quality information per product

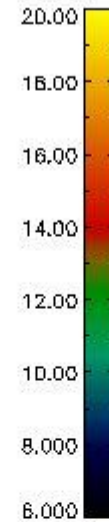
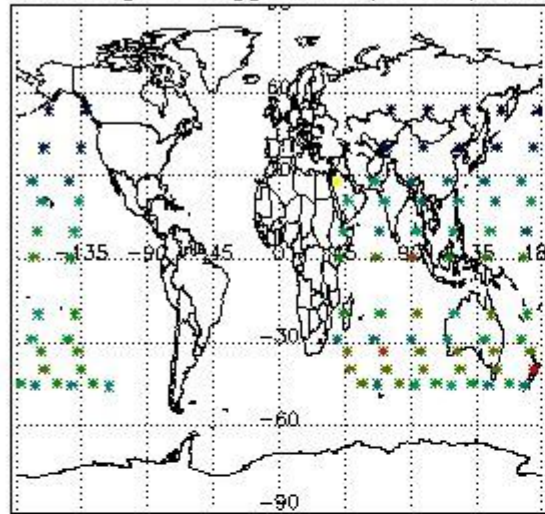
In this section it is plotted some information contained in the Quality Summary data set of the level 2 products. Only products in dark limb conditions and without errors (error flag in the MPH set to "0") are used.

3.1 Plot quality information per product (time dependant)

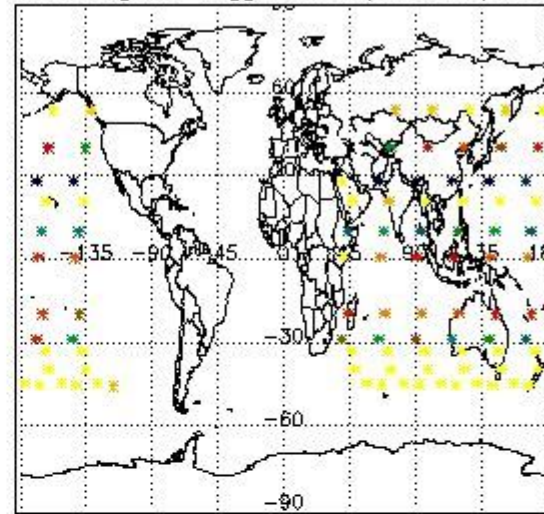


3.2 Plot quality information per product (world map)

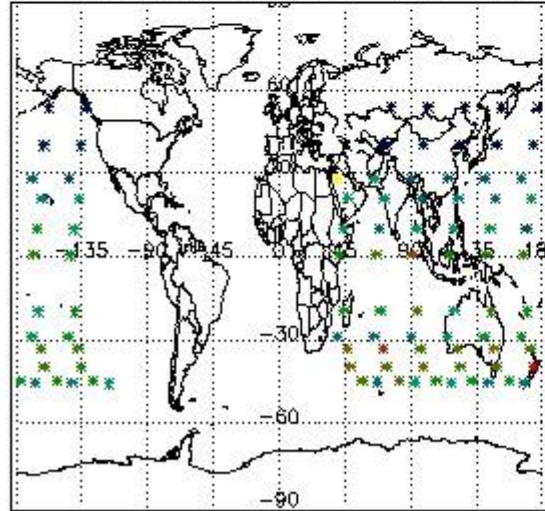
Percentage of flagged data per O3 profile



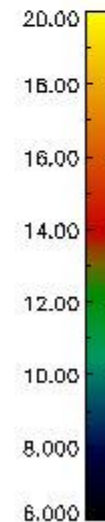
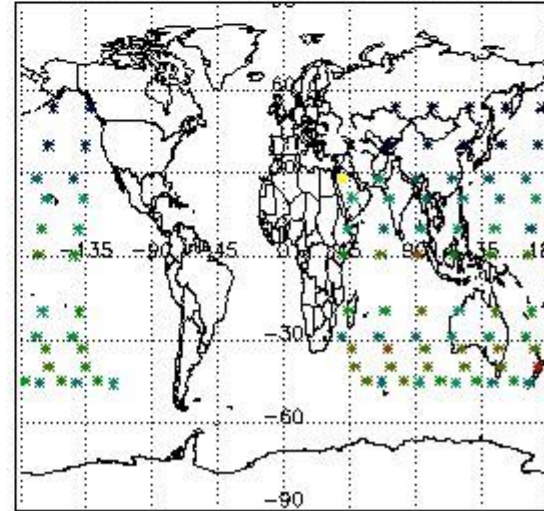
Percentage of flagged data per H2O profile



Percentage of flagged data per NO2 profile



Percentage of flagged data per NO3 profile

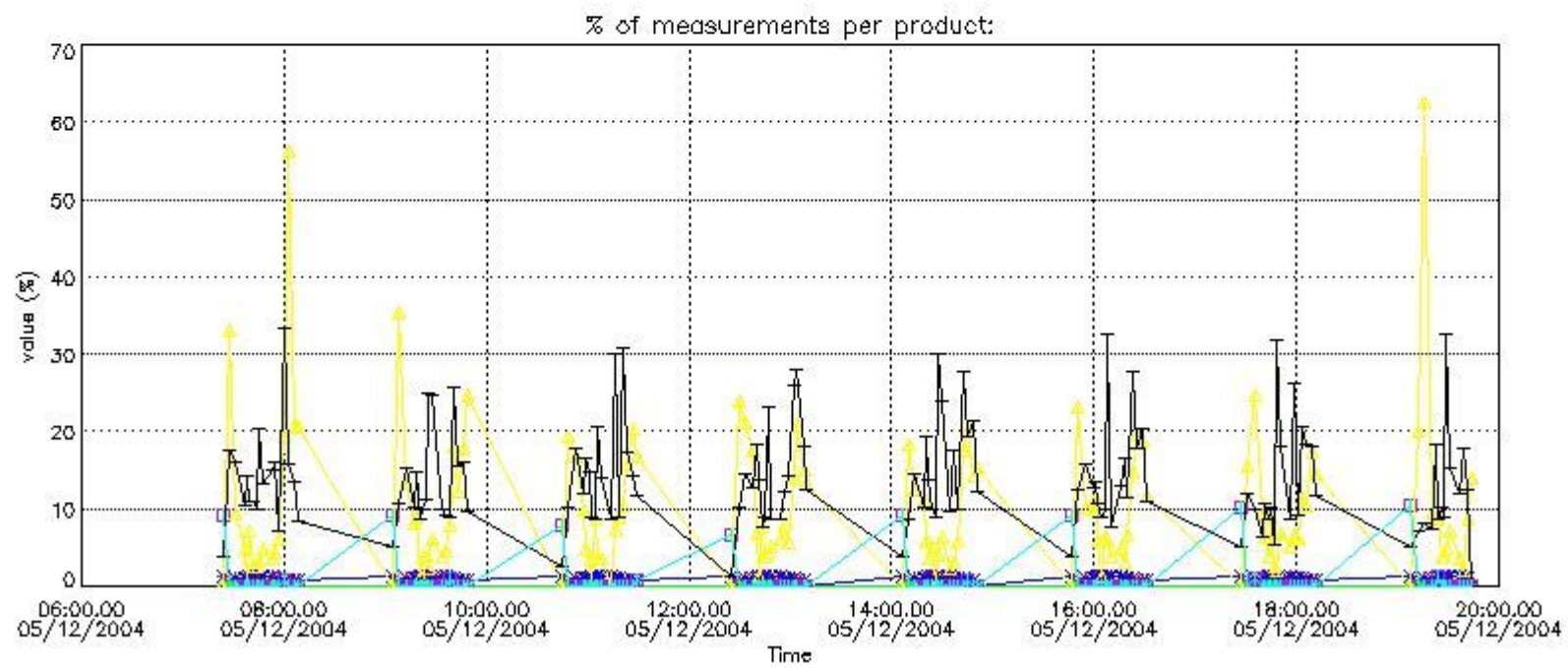


4. Level 1 quality information per product

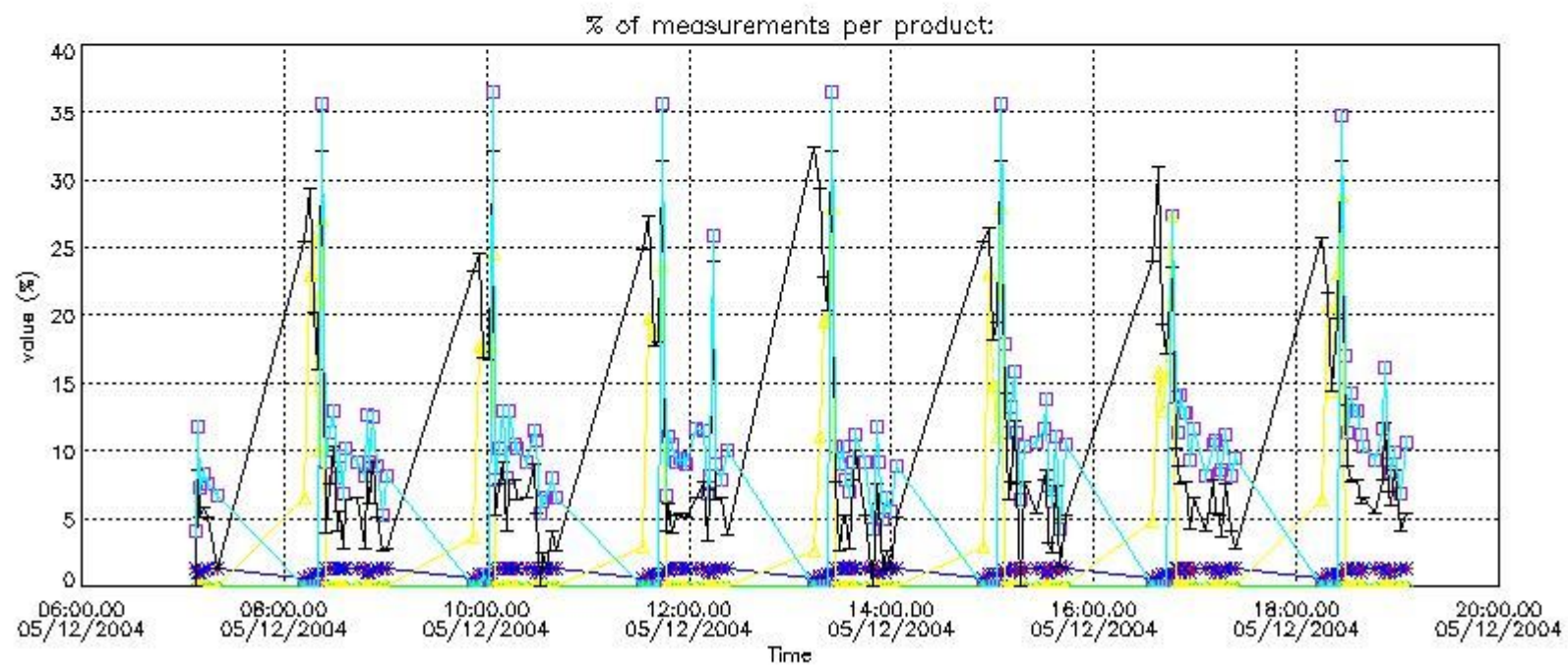
In this section it is plotted some information contained in the Quality Summary data set of the level 2 products that comes from the level 1b processing. Products without errors (error flag in the MPH set to "0") are used.

4.1 Plot quality information per product (time dependant) coming from level 1b processing

4.1.1 Plot level 1 quality information per product (time dependant): ENVISAT ASCENDING passes

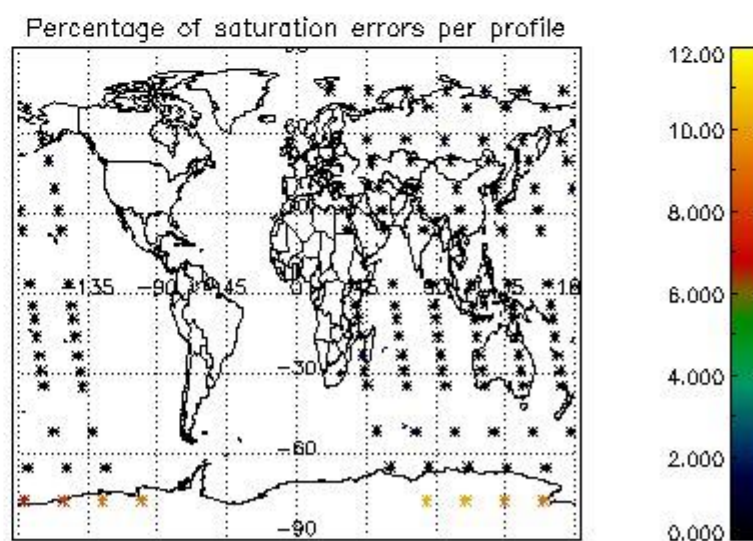
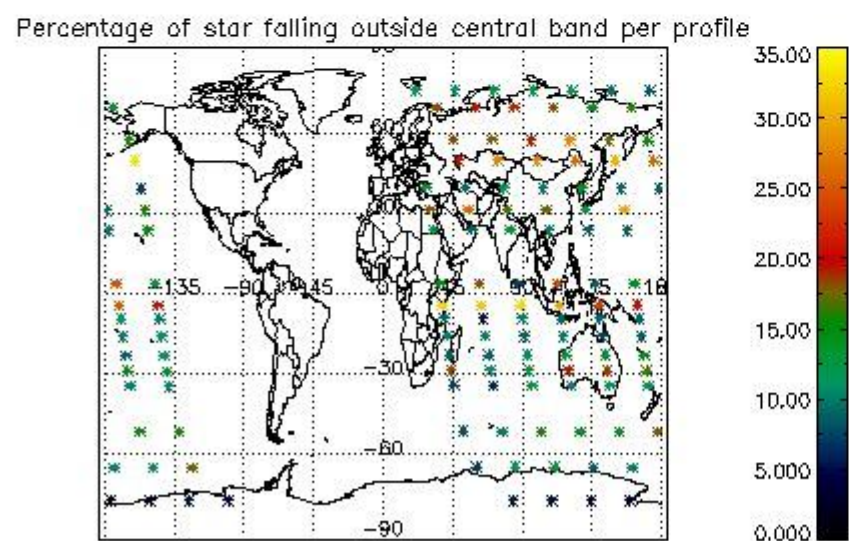
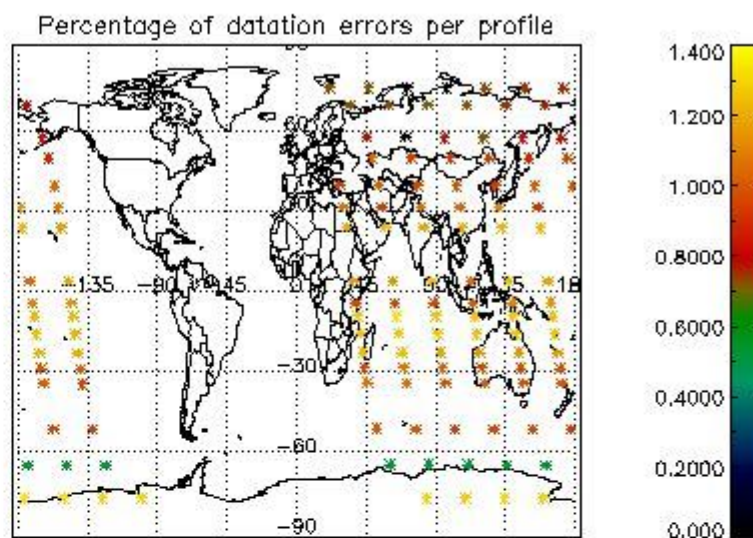
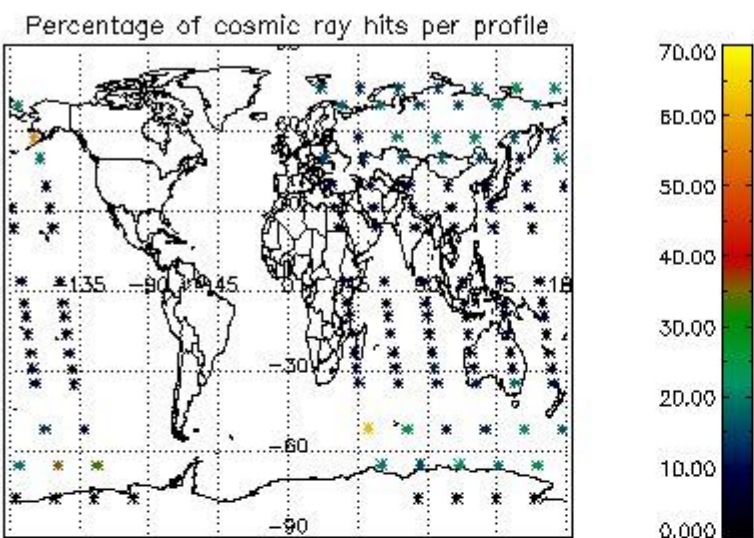


4.1.2 Plot level 1 quality information per product (time dependant): ENVISAT DESCENDING passes

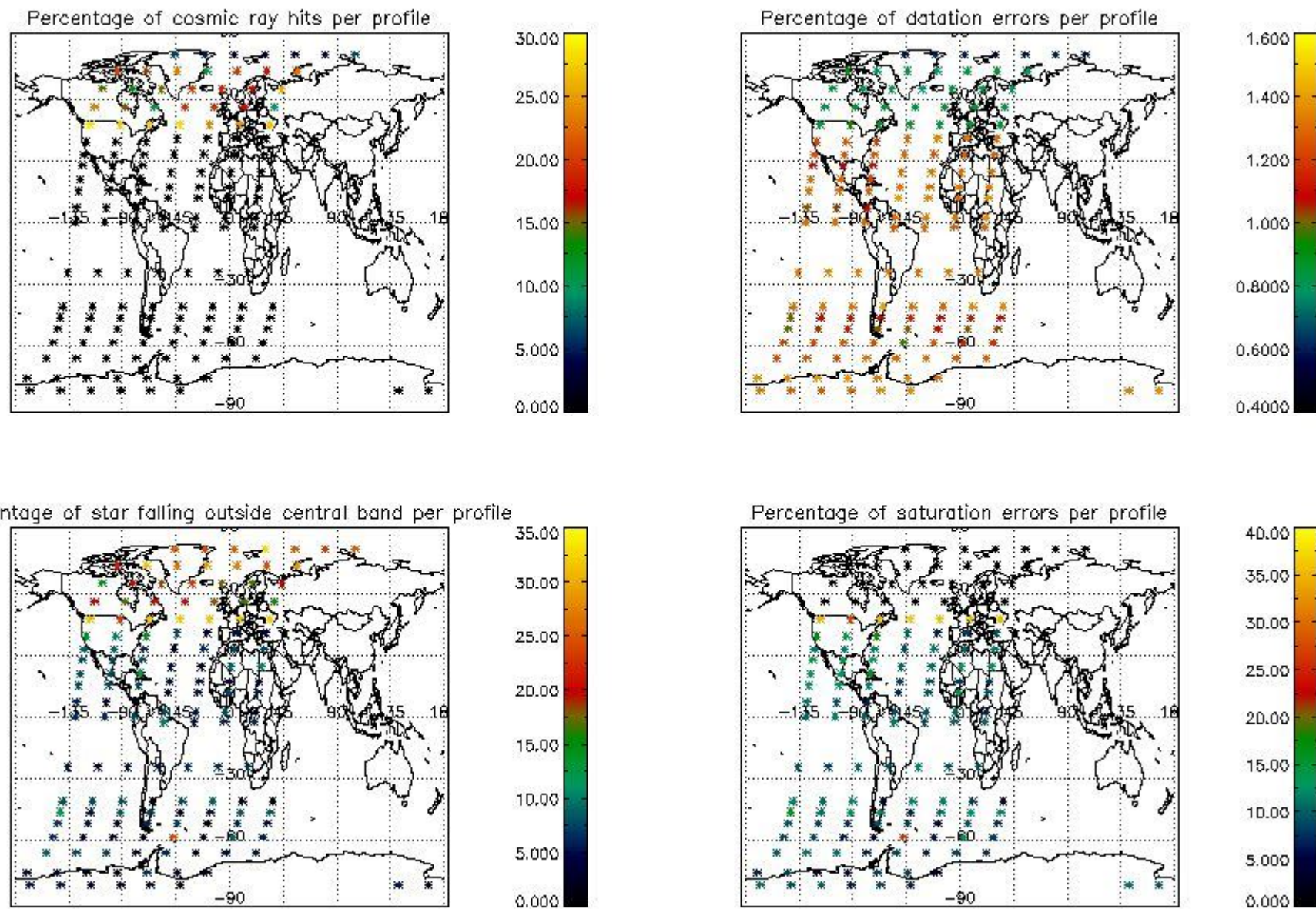


4.2 Plot quality information per product coming from level 1b processing (world map)

4.2.1 Plot level 1 quality information per product (world map): ENVI SAT ASCENDING passes



4.2.2 Plot level 1 quality information per product (world map): ENVISAT DESCENDING passes



5. Trace gas profiles

5.1 Ozone statistics based on quality of products

The final quality of the products can be "measured" using the STD (Standard Deviation) attached to every point profile. This information is written to the parameter GOM_NL__2P/NL_LOCAL_SPECIES_DENSITY/o3_std of the level 2 products. The table below shows the statistics for given STD ranges.

The statistics are given with respect to the overall valid production:

- Products without fatal errors: GOM_NL__2P/MPH/PRODUCT_ERR=0
- Valid point profile: GOM_NL__2P/NL_LOCAL_SPECIES_DENSITY/pcd(0)=0

The 'Criteria' is applied to valid points of dark limb products:

- Products in dark limb illumination condition: GOM_NL__2P/NL_SUMMARY_QUALITY/obs_ill_cond=0
- Products without fatal errors: GOM_NL__2P/MPH/PRODUCT_ERR=0
- Valid point profile: GOM_NL__2P/NL_LOCAL_SPECIES_DENSITY/pcd(0)=0

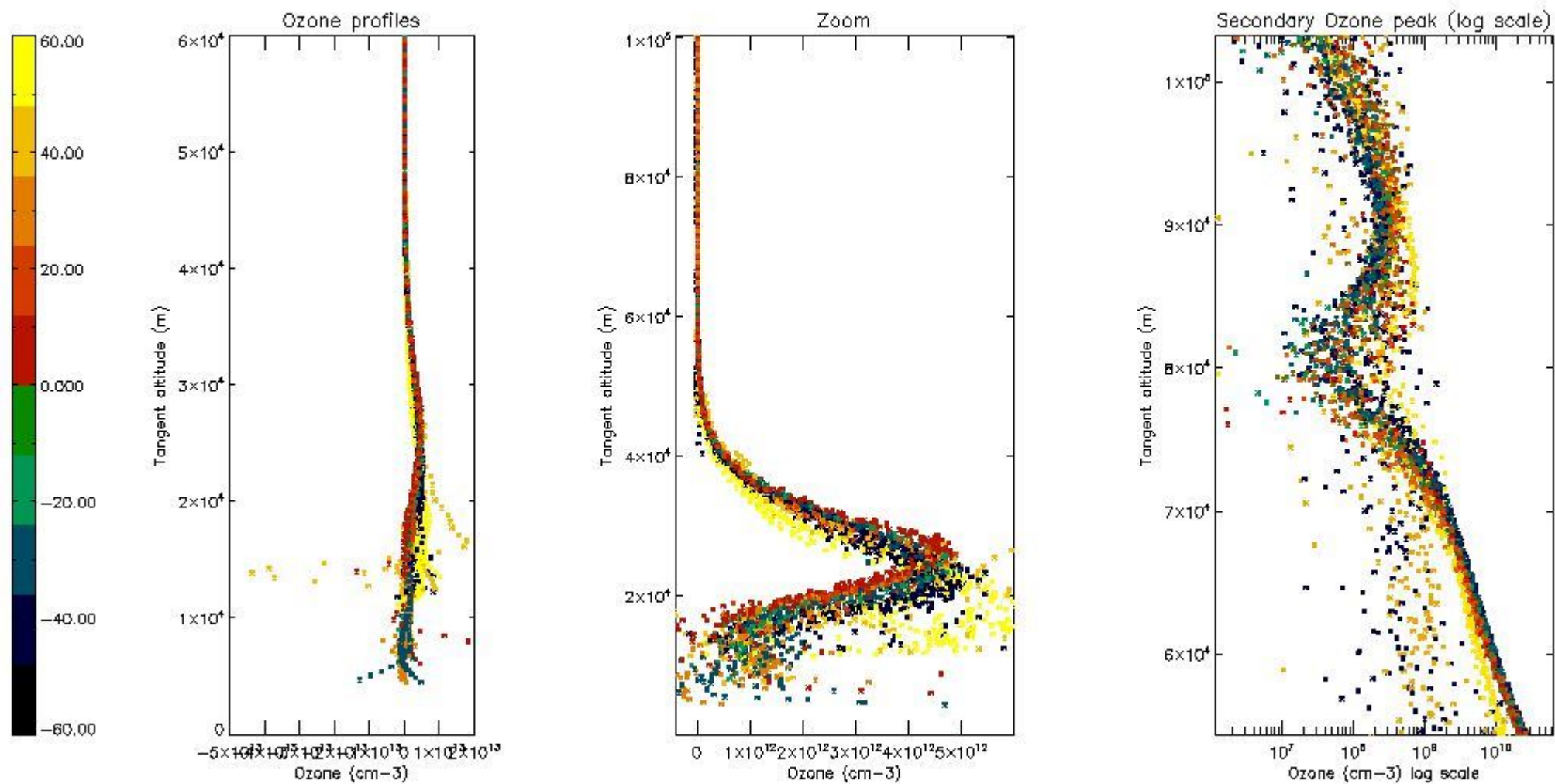
So, the table below shows the percentage of dark limb and valid observations for each criteria with respect to the overall valid daily observations.

Criteria	% of total production
All STD	34
STD < 20	20

STD < 10	17
STD < 5	12

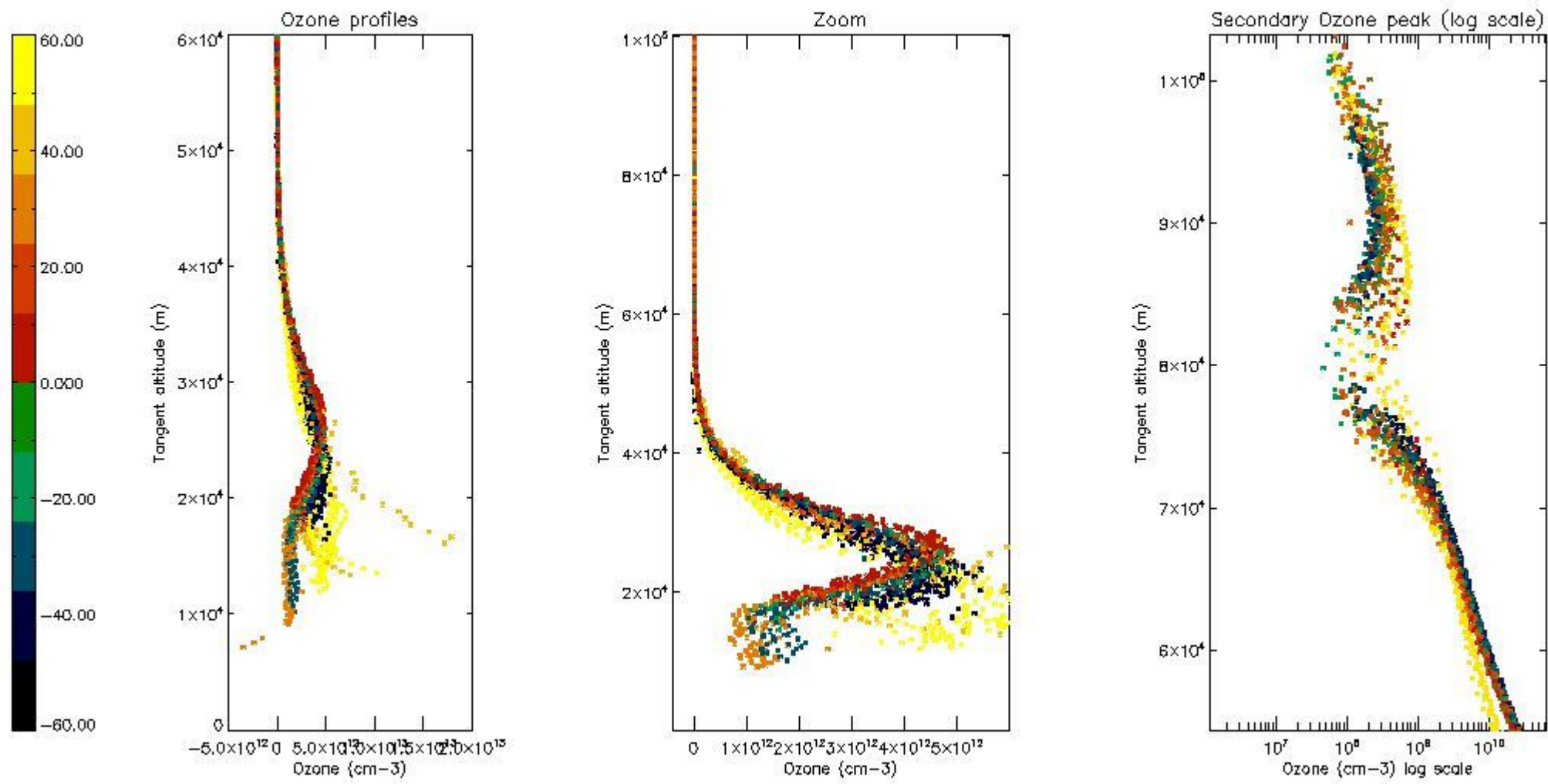
5.2 Plot ozone profiles for all STD (dark without errors)

The colorbar represents the latitude.



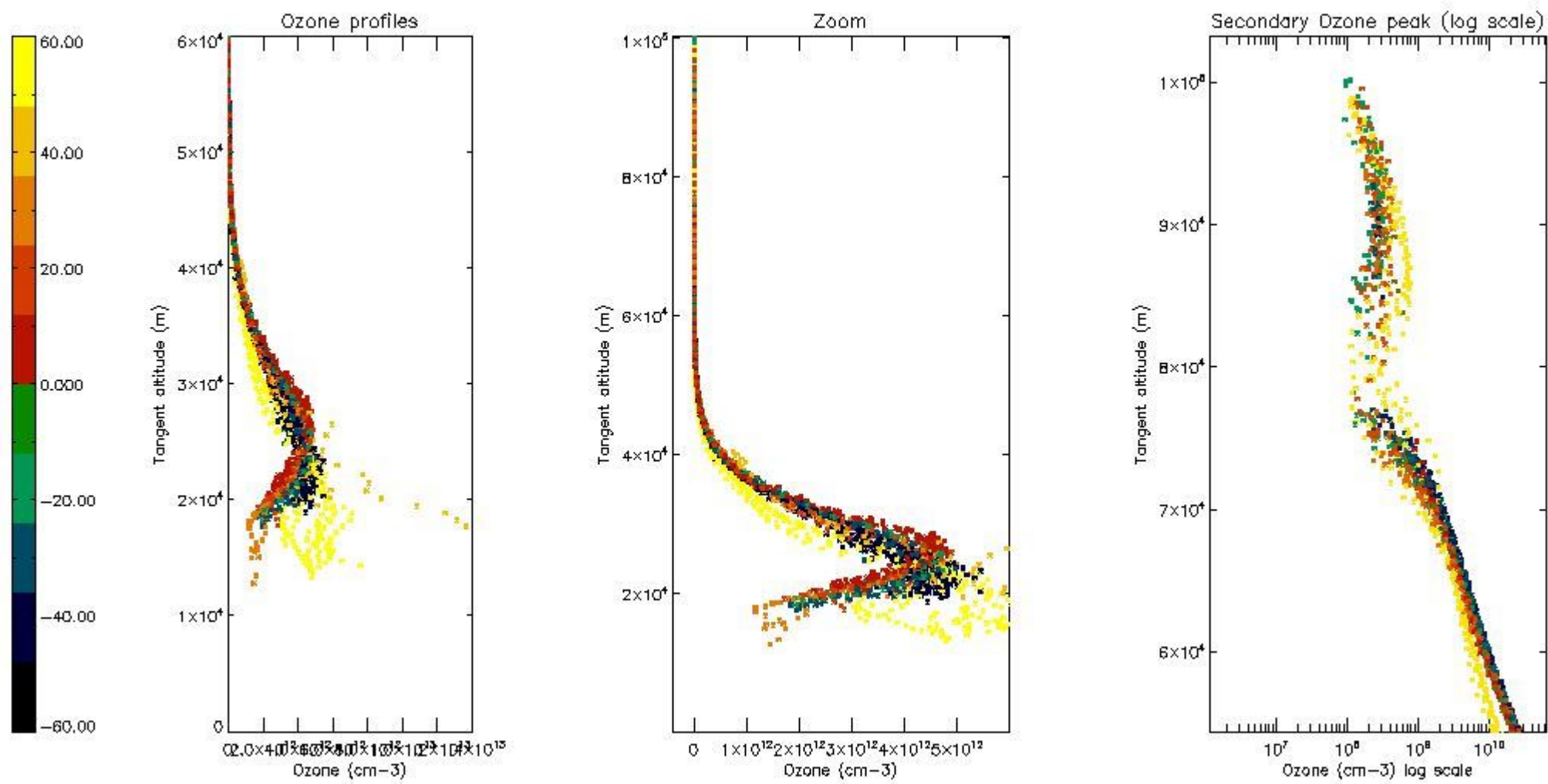
5.3 Plot ozone profiles where STD < 20% (dark without errors)

The colorbar represents the latitude.



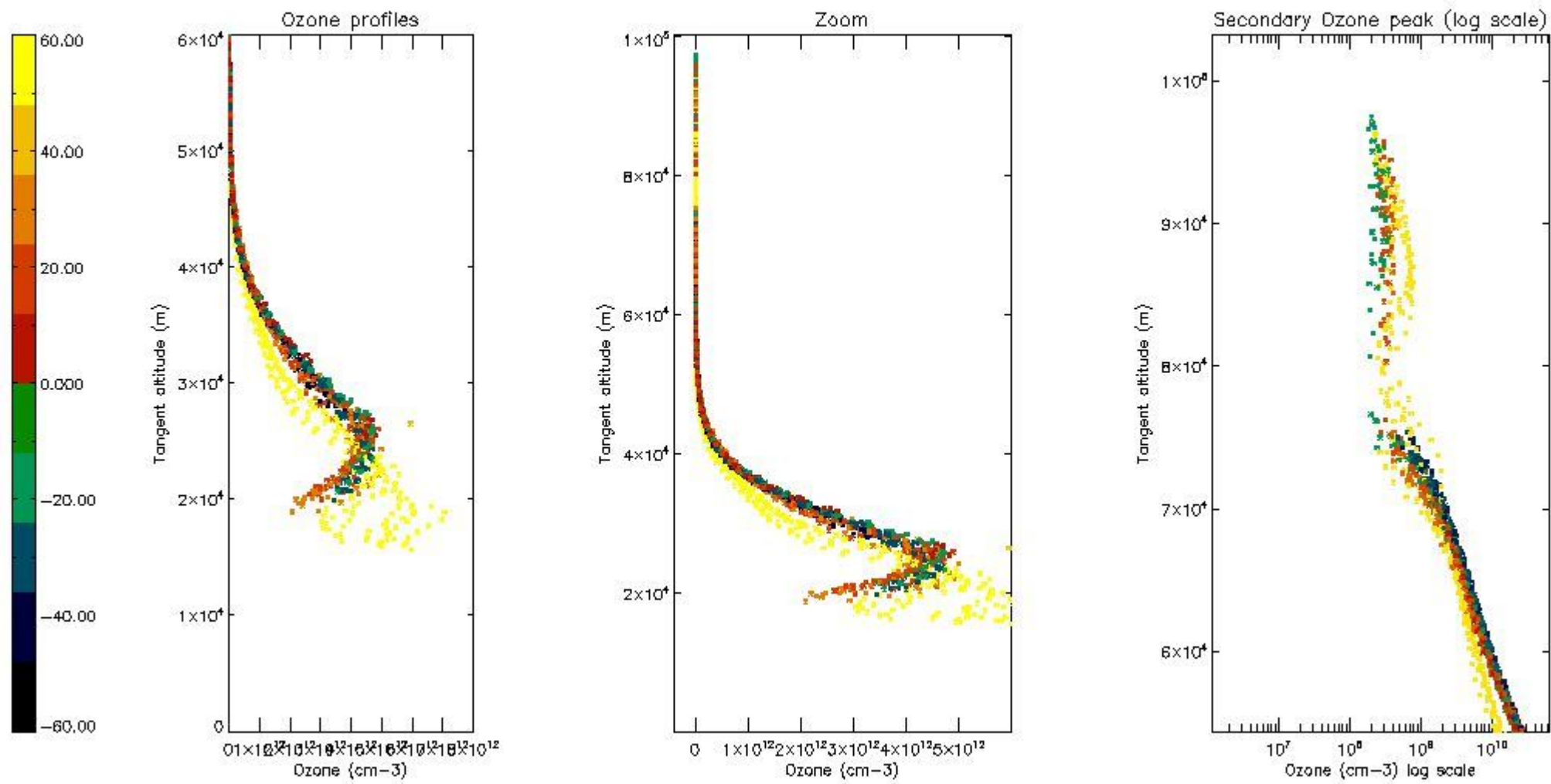
5.4 Plot ozone profiles where $STD < 10\%$ (dark without errors)

The colorbar represents the latitude.



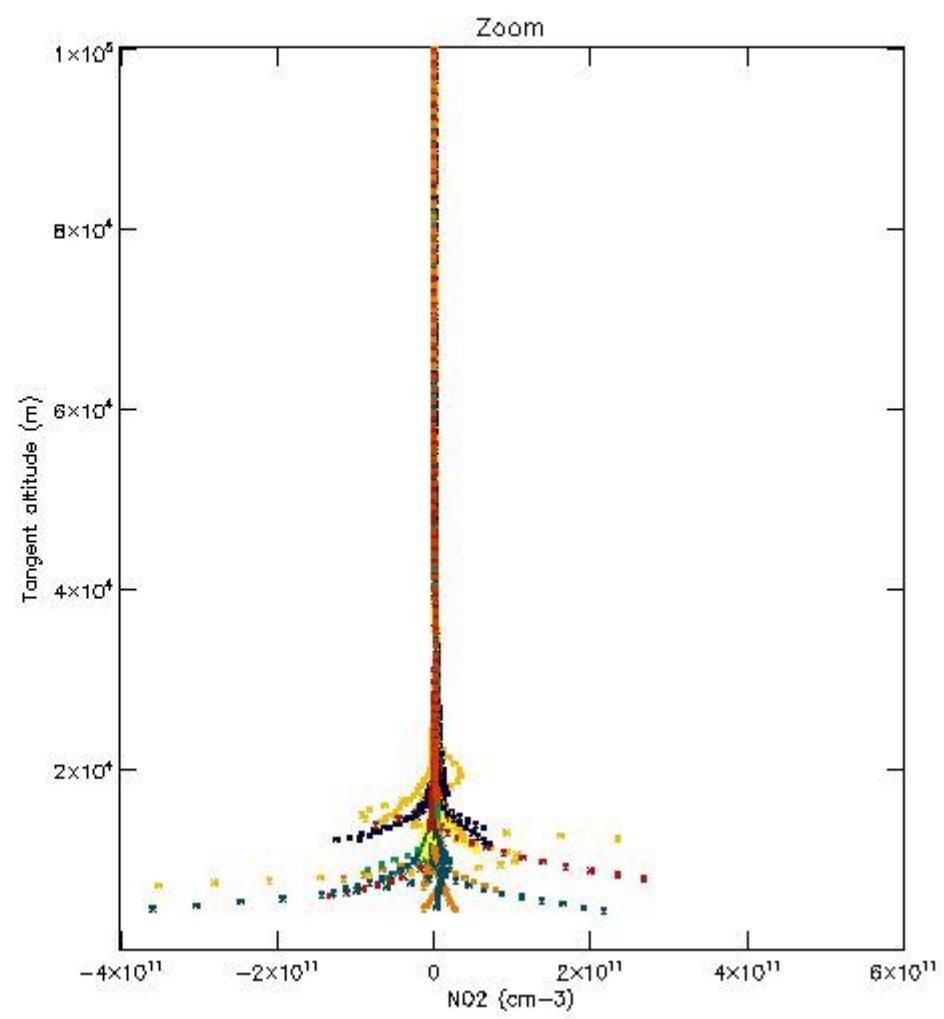
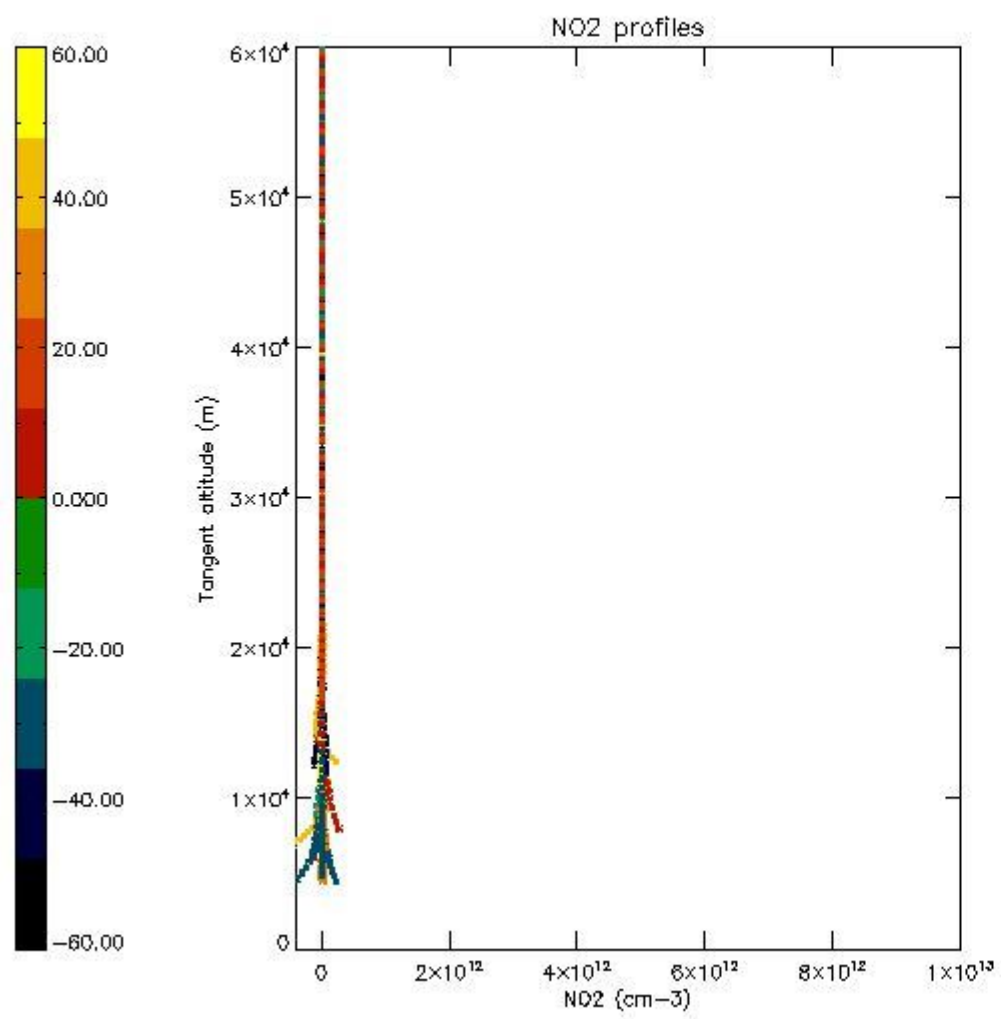
5.5 Plot ozone profiles where STD < 5% (dark without errors)

The colorbar represents the latitude.



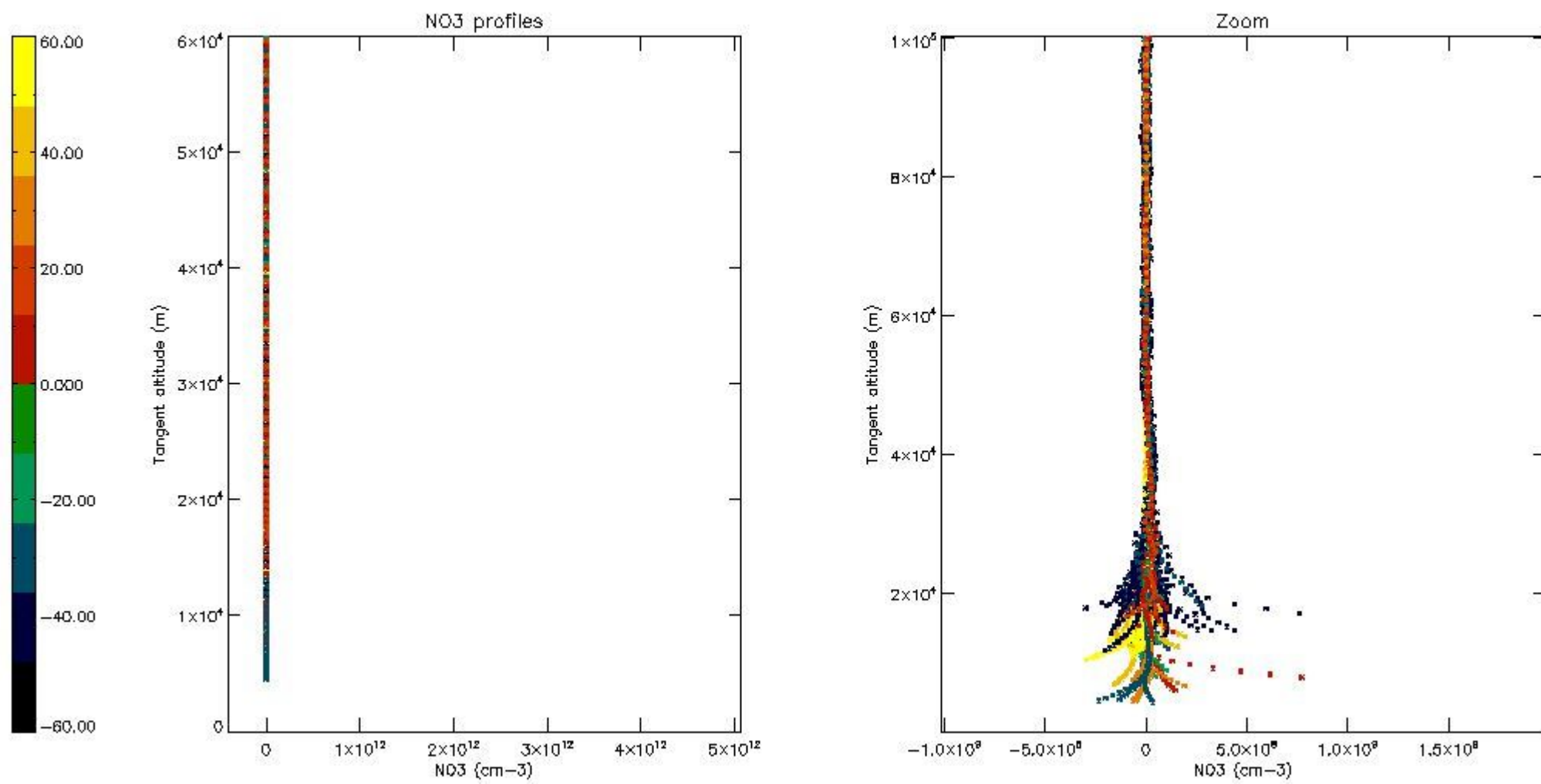
5.6 Plot NO₂ profiles for all STD (dark without errors)

The colorbar represents the latitude.



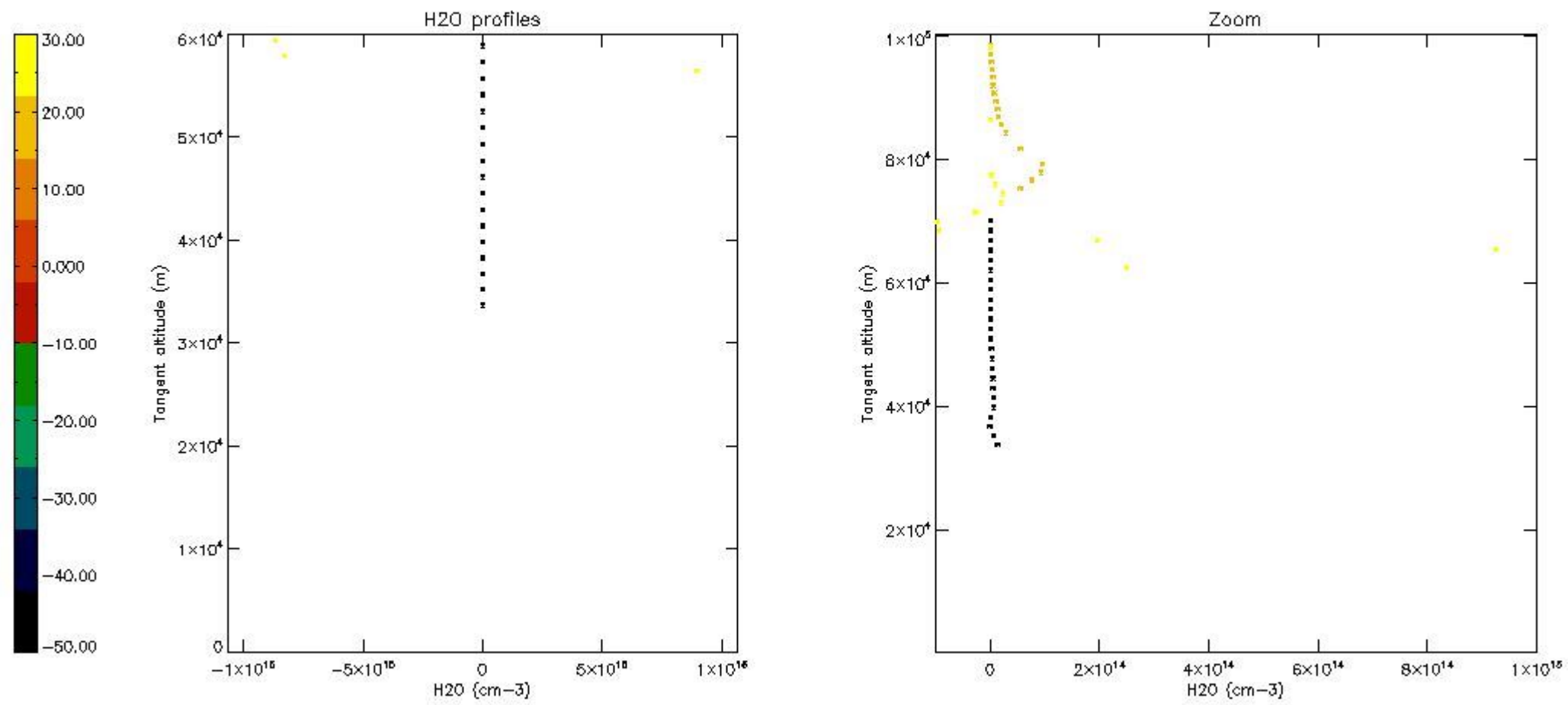
5.7 Plot NO3 profiles for all STD (dark without errors)

The colorbar represents the latitude.



5.8 Plot H2O profiles for all STD (only for occultations of stars 1,2,3,4,13,14,16,26,63 dark without errors)

The colorbar represents the latitude.



6. Auxiliary Data Files used for the production reported in section 2

The number reported in the third column indicates since which file (see list in section 2) the corresponding auxiliary file has been used. The fourth column is the date of those product files.

Type	Auxiliary Filename	Used since product	Used since product date
INST_PHYS_CHARACTERISTICS	GOM_INS_AXVIEC20091111_143220_20030716_120000_20500101_000000	1	05-DEC-2004 07:07:06
LEVEL-2_PROC_CONFIG	GOM_PR2_AXVIEC20091111_152718_20020301_000000_20500101_000000	1	05-DEC-2004 07:07:06
CROSS_SECTIONS_FILE	GOM_CRS_AXVIEC20091111_154832_20020301_000000_20500101_000000	1	05-DEC-2004 07:07:06

GOMOS Level 2 Daily Report

SUMMARY

[1. General Info](#)

[2. Summary of processed GOM_NL_2P products](#)

[3. Level 2 Quality information per product](#)

[3.1 Plot of level 2 quality information per product \(time dependant\)](#)

[3.2 Plot of level 2 quality information per product \(world map\)](#)

[4. Level 1 Quality information per product \(stored on level 2 products\)](#)

[4.1 Plot of level 1 quality information per product \(time dependant\)](#)

[4.1.1 Plot of level 1 quality information per product \(time dependant\): ASCENDING](#)

[4.1.2 Plot of level 1 quality information per product \(time dependant\): DESCENDING](#)

[4.2 Plot of level 1 quality information per product \(world map\)](#)

[4.2.1 Plot of level 1 quality information per product \(world map\): ASCENDING](#)

[4.2.2 Plot of level 1 quality information per product \(world map\): DESCENDING](#)

[5. Ozone profiles based on quality statistics and other trace gas profiles](#)

[5.1 Ozone statistics based on quality of products](#)

[5.2 Plot ozone profiles for all STD \(dark without errors\)](#)

[5.3 Plot ozone profiles where STD < 20% \(dark without errors\)](#)

[5.4. Plot ozone profiles where STD < 10% \(dark without errors\)](#)

[5.5. Plot ozone profiles where STD < 5% \(dark without errors\)](#)

[5.6 Plot NO2 profiles for all STD \(dark without errors\)](#)

[5.7 Plot NO3 profiles for all STD \(dark without errors\)](#)

[5.8 Plot H2O profiles \(only for occultations of stars 1,2,3,4,13,14,16,26,63 dark without errors\) for all STD](#)

[6. Auxiliary Data Files used for the production reported in section 2](#)

This report presents the daily analysis on parameters extracted from GOMOS level 2 data (GOM_NL__2P). It is intended to monitor some important parameters that will impact the quality of these products. A list of level 2 products (and content) that have arrived during the reporting day to the PCF is also given.

Item	Value
Time of report generation	22APR2013 09:24:13
Data source version	GOMOS/6.01
Start time of products	05-12-2004 (05DEC2004 00:00:00)
Stop time of products	06-12-2004 (06DEC2004 00:00:00)
Store outputs in DB	Yes
Nb of level 2 prods	279
Nb of prods with errors	0

2. Summary of processed GOM_NL__2P products.

Nr	Filename	UTC Start time	Limb	Duration	Star Id	Star Name	Star Mag	Star Temp	Nb Meas	Orbit	Prod. error
1	GOM_NL__2PRFIN20041205_070706_000000372032_00378_14460_6739.N1	05-DEC-2004 07:07:06	Bright	36.500	60	7Bet UMi	2.0810	3950.0	73	14460	No
2	GOM_NL__2PRFIN20041205_070840_000000472032_00378_14460_6740.N1	05-DEC-2004 07:08:40	Bright	46.500	36	50Alp UMa	1.8000	6300.0	93	14460	No
3	GOM_NL__2PRFIN20041205_071014_000000492032_00378_14460_6741.N1	05-DEC-2004 07:10:14	Bright	48.500	82	48Bet UMa	2.3650	10600.	97	14460	No
4	GOM_NL__2PRFIN20041205_071210_000000432032_00378_14460_6742.N1	05-DEC-2004 07:12:10	Bright	42.500	32	77Eps UMa	1.7630	11000.	85	14460	No
5	GOM_NL__2PRFIN20041205_071423_000000402032_00378_14460_6743.N1	05-DEC-2004 07:14:23	Bright	39.500	39	85Eta UMa	1.8540	24000.	79	14460	No
6	GOM_NL__2PRFIN20041205_072027_000000372032_00378_14460_6744.N1	05-DEC-2004 07:20:27	Bright	37.000	83		2.3780	11000.	74	14460	No
7	GOM_NL__2PRFIN20041205_072333_000000392032_00378_14460_6745.N1	05-DEC-2004 07:23:33	Bright	38.500	111	8Eta Boo	2.6800	6000.0	77	14460	No
8	GOM_NL__2PRFIN20041205_072729_000001002032_00378_14460_6746.N1	05-DEC-2004 07:27:29	Twilight	100.00	96	68Del Leo	2.5600	9300.0	200	14460	No
9	GOM_NL__2PRFIN20041205_073125_000000532032_00378_14460_6747.N1	05-DEC-2004 07:31:25	Bright	53.000	121	29Gam Vir	2.7400	7200.0	106	14460	No
10	GOM_NL__2PRFIN20041205_073615_000000532032_00378_14460_6748.N1	05-DEC-2004 07:36:15	Twilight	52.500	163	7Del Crv	2.9450	11000.	105	14460	No
11	GOM_NL__2PRFIN20041205_073752_000000502032_00378_14460_6749.N1	05-DEC-2004 07:37:52	Dark	49.500	106	9Bet Crv	2.6480	5600.0	99	14460	No
12	GOM_NL__2PRFIN20041205_073932_000000422032_00378_14460_6750.N1	05-DEC-2004 07:39:32	Dark	41.500	123	1ot Cen	2.7500	10200.	83	14460	No
13	GOM_NL__2PRFIN20041205_074130_000000412032_00378_14460_6751.N1	05-DEC-2004 07:41:30	Dark	41.000	95	Zet Cen	2.5450	26000.	82	14460	No
14	GOM_NL__2PRFIN20041205_074321_000000412032_00378_14460_6752.N1	05-DEC-2004 07:43:21	Dark	40.500	77	Eps Cen	2.3030	28000.	81	14460	No
15	GOM_NL__2PRFIN20041205_074448_000000442032_00378_14460_6753.N1	05-DEC-2004 07:44:48	Dark	44.000	4	Alp1Cen	-0.010000	5800.0	88	14460	No
16	GOM_NL__2PRFIN20041205_074703_000000422032_00379_14461_6739.N1	05-DEC-2004 07:47:03	Dark	41.500	12	Alp1Cru	0.77500	30000.	83	14461	No
17	GOM_NL__2PRFIN20041205_075238_000000432032_00379_14461_6740.N1	05-DEC-2004 07:52:38	Dark	43.000	29	Bet Car	1.6720	10200.	86	14461	No
18	GOM_NL__2PRFIN20041205_075444_000000472032_00379_14461_6741.N1	05-DEC-2004 07:54:44	Dark	47.000	41	Eps Car	1.8600	4100.0	94	14461	No
19	GOM_NL__2PRFIN20041205_075701_000000492032_00379_14461_6742.N1	05-DEC-2004 07:57:01	Dark	48.500	34	Gam2Vel	1.7930	23000.	97	14461	No
20	GOM_NL__2PRFIN20041205_075959_000000572032_00379_14461_6743.N1	05-DEC-2004 07:59:59	Dark	57.000	2	Alp Car	-0.73600	7000.0	114	14461	No
21	GOM_NL__2PRFIN20041205_080210_000000612032_00379_14461_6744.N1	05-DEC-2004 08:02:10	Dark	60.500	117	Pi Pup	2.7060	3800.0	121	14461	No
22	GOM_NL__2PRFIN20041205_080548_000000632032_00379_14461_6745.N1	05-DEC-2004 08:05:48	Dark	62.500	23	21Eps CMa	1.5020	26000.	125	14461	No
23	GOM_NL__2PRFIN20041205_080751_000000662032_00379_14461_6746.N1	05-DEC-2004 08:07:51	Straylight	65.500	179	24Omi2CMa	3.0320	24000.	131	14461	No
24	GOM_NL__2PRFIN20041205_081137_000000852032_00379_14461_6747.N1	05-DEC-2004 08:11:37	Straylight	84.500	1	9Alp CMa	-1.4400	11000.	169	14461	No
25	GOM_NL__2PRFIN20041205_081507_000000632032_00379_14461_6748.N1	05-DEC-2004 08:15:07	Straylight	63.000	7	19Bet Ori	0.10000	14000.	126	14461	No
26	GOM_NL__2PRFIN20041205_081751_000000622032_00379_14461_6749.N1	05-DEC-2004 08:17:51	Straylight	62.000	30	46Eps Ori	1.6940	30000.	124	14461	No
27	GOM_NL__2PRFIN20041205_082023_000000602032_00379_14461_6750.N1	05-DEC-2004 08:20:23	Twilight	59.500	27	24Gam Ori	1.6360	26000.	119	14461	No
28	GOM_NL__2PRFIN20041205_082252_000000592032_00379_14461_6751.N1	05-DEC-2004 08:22:52	Bright	59.000	13	87Alp Tau	0.86700	3800.0	118	14461	No
29	GOM_NL__2PRFIN20041205_082444_000000382032_00379_14461_6752.N1	05-DEC-2004 08:24:44	Bright	38.000	105	6Bet Ari	2.6450	8900.0	76	14461	No
30	GOM_NL__2PRFIN20041205_082658_000000402032_00379_14461_6753.N1	05-DEC-2004 08:26:58	Bright	39.500	150	44Zet Per	2.8900	28000.	79	14461	No
31	GOM_NL__2PRFIN20041205_082924_000000392032_00379_14461_6754.N1	05-DEC-2004 08:29:24	Bright	38.500	79	26Bet Per	2.3100	13100.	77	14461	No
32	GOM_NL__2PRFIN20041205_083126_000000382032_00379_14461_6755.N1	05-DEC-2004 08:31:26	Bright	37.500	175	39Del Per	3.0100	19400.	75	14461	No
33	GOM_NL__2PRFIN20041205_083255_000000372032_00379_14461_6756.N1	05-DEC-2004 08:32:55	Bright	36.500	160	23Gam Per	2.9300	4700.0	73	14461	No
34	GOM_NL__2PRFIN20041205_083532_000000372032_00379_14461_6757.N1	05-DEC-2004 08:35:32	Bright	36.500	110	37Del Cas	2.6780	8900.0	73	14461	No
35	GOM_NL__2PRFIN20041205_083654_000000402032_00379_14461_6758.N1	05-DEC-2004 08:36:54	Bright	39.500	74	11Bet Cas	2.2680	6600.0	79	14461	No
36	GOM_NL__2PRFIN20041205_084300_000000382032_00379_14461_6759.N1	05-DEC-2004 08:43:00	Bright	38.000	49	1Alp UMi	1.9900	6300.0	76	14461	No
37	GOM_NL__2PRFIN20041205_084743_000000372032_00379_14461_6760.N1	05-DEC-2004 08:47:43	Bright	37.000	60	7Bet UMi	2.0810	3950.0	74	14461	No
38	GOM_NL__2PRFIN20041205_084916_000000482032_00379_14461_6761.N1	05-DEC-2004 08:49:16	Bright	47.500	36	50Alp UMa	1.8000	6300.0	95	14461	No
39	GOM_NL__2PRFIN20041205_085050_000000492032_00379_14461_6762.N1	05-DEC-2004 08:50:50	Bright	49.000	82	48Bet UMa	2.3650	10600.	98	14461	No
40	GOM_NL__2PRFIN20041205_085246_000000442032_00379_14461_6763.N1	05-DEC-2004 08:52:46	Bright	44.000	32	77Eps UMa	1.7630	11000.	88	14461	No
41	GOM_NL__2PRFIN20041205_085459_000000402032_00379_14461_6764.N1	05-DEC-2004 08:54:59	Bright	39.500	39	85Eta UMa	1.8540	24000.	79	14461	No
42	GOM_NL__2PRFIN20041205_085758_000000392032_00379_14461_6765.N1	05-DEC-2004 08:57:58	Bright	38.500	180	27Gam Boo	3.0400	8000.0	77	14461	No

43	GOM_NL__2PRFIN20041205_090103_000000372032_00379_14461_6766.N1	05-DEC-2004 09:01:03	Bright	37.000	83		2.3780	11000.	74	14461	No
44	GOM_NL__2PRFIN20041205_090409_000000392032_00379_14461_6767.N1	05-DEC-2004 09:04:09	Bright	38.500	111	8Eta Boo	2.6800	6000.0	77	14461	No
45	GOM_NL__2PRFIN20041205_090806_000000932032_00379_14461_6768.N1	05-DEC-2004 09:08:06	Tw_i_and_stray	93.000	96	68Del Leo	2.5600	9300.0	186	14461	No
46	GOM_NL__2PRFIN20041205_091202_000000532032_00379_14461_6769.N1	05-DEC-2004 09:12:02	Bright	52.500	121	29Gam Vir	2.7400	7200.0	105	14461	No
47	GOM_NL__2PRFIN20041205_091655_000000492032_00379_14461_6770.N1	05-DEC-2004 09:16:55	Tw_i_and_stray	49.000	163	7Del Crv	2.9450	11000.	98	14461	No
48	GOM_NL__2PRFIN20041205_091828_000000512032_00379_14461_6771.N1	05-DEC-2004 09:18:28	Dark	50.500	106	9Bet Crv	2.6480	5600.0	101	14461	No
49	GOM_NL__2PRFIN20041205_092008_000000412032_00379_14461_6772.N1	05-DEC-2004 09:20:08	Dark	41.000	123	1ot Cen	2.7500	10200.	82	14461	No
50	GOM_NL__2PRFIN20041205_092207_000000402032_00379_14461_6773.N1	05-DEC-2004 09:22:07	Dark	40.000	95	Zet Cen	2.5450	26000.	80	14461	No
51	GOM_NL__2PRFIN20041205_092358_000000412032_00379_14461_6774.N1	05-DEC-2004 09:23:58	Dark	40.500	77	Eps Cen	2.3030	28000.	81	14461	No
52	GOM_NL__2PRFIN20041205_092524_000000462032_00379_14461_6775.N1	05-DEC-2004 09:25:24	Dark	46.000	4	Alp1Cen	-0.010000	5800.0	92	14461	No
53	GOM_NL__2PRFIN20041205_092739_000000492032_00380_14462_6739.N1	05-DEC-2004 09:27:39	Dark	48.500	12	Alp1Cru	0.77500	30000.	97	14462	No
54	GOM_NL__2PRFIN20041205_093314_000000412032_00380_14462_6740.N1	05-DEC-2004 09:33:14	Dark	40.500	29	Bet Car	1.6720	10200.	81	14462	No
55	GOM_NL__2PRFIN20041205_093521_000000442032_00380_14462_6741.N1	05-DEC-2004 09:35:21	Dark	43.500	41	Eps Car	1.8600	4100.0	87	14462	No
56	GOM_NL__2PRFIN20041205_093738_000000502032_00380_14462_6742.N1	05-DEC-2004 09:37:38	Dark	50.000	34	Gam2Vel	1.7930	23000.	100	14462	No
57	GOM_NL__2PRFIN20041205_094035_000000532032_00380_14462_6743.N1	05-DEC-2004 09:40:35	Dark	52.500	2	Alp Car	-0.73600	7000.0	105	14462	No
58	GOM_NL__2PRFIN20041205_094244_000000622032_00380_14462_6744.N1	05-DEC-2004 09:42:44	Dark	61.500	117	Pi Pup	2.7060	3800.0	123	14462	No
59	GOM_NL__2PRFIN20041205_094625_000000652032_00380_14462_6745.N1	05-DEC-2004 09:46:25	Dark	65.000	23	21Eps CMa	1.5020	26000.	130	14462	No
60	GOM_NL__2PRFIN20041205_094827_000000672032_00380_14462_6746.N1	05-DEC-2004 09:48:27	Straylight	67.000	179	24Omi2CMa	3.0320	24000.	134	14462	No
61	GOM_NL__2PRFIN20041205_095212_000000842032_00380_14462_6747.N1	05-DEC-2004 09:52:12	Straylight	84.000	1	9Alp CMa	-1.4400	11000.	168	14462	No
62	GOM_NL__2PRFIN20041205_095543_000000592032_00380_14462_6748.N1	05-DEC-2004 09:55:43	Straylight	59.000	7	19Bet Ori	0.10000	14000.	118	14462	No
63	GOM_NL__2PRFIN20041205_095826_000000602032_00380_14462_6749.N1	05-DEC-2004 09:58:26	Straylight	59.500	30	46Eps Ori	1.6940	30000.	119	14462	No
64	GOM_NL__2PRFIN20041205_100059_000000602032_00380_14462_6750.N1	05-DEC-2004 10:00:59	Tw_i_and_stray	60.000	27	24Gam Ori	1.6360	26000.	120	14462	No
65	GOM_NL__2PRFIN20041205_100328_000000592032_00380_14462_6751.N1	05-DEC-2004 10:03:28	Bright	59.000	13	87Alp Tau	0.86700	3800.0	118	14462	No
66	GOM_NL__2PRFIN20041205_100519_000000382032_00380_14462_6752.N1	05-DEC-2004 10:05:19	Bright	38.000	105	6Bet Ari	2.6450	8900.0	76	14462	No
67	GOM_NL__2PRFIN20041205_100733_000000402032_00380_14462_6753.N1	05-DEC-2004 10:07:33	Bright	39.500	150	44Zet Per	2.8900	28000.	79	14462	No
68	GOM_NL__2PRFIN20041205_100959_000000392032_00380_14462_6754.N1	05-DEC-2004 10:09:59	Bright	38.500	79	26Bet Per	2.3100	13100.	77	14462	No
69	GOM_NL__2PRFIN20041205_101202_000000382032_00380_14462_6755.N1	05-DEC-2004 10:12:02	Bright	37.500	175	39Del Per	3.0100	19400.	75	14462	No
70	GOM_NL__2PRFIN20041205_101331_000000392032_00380_14462_6756.N1	05-DEC-2004 10:13:31	Bright	38.500	160	23Gam Per	2.9300	4700.0	77	14462	No
71	GOM_NL__2PRFIN20041205_101608_000000382032_00380_14462_6757.N1	05-DEC-2004 10:16:08	Bright	38.000	110	37Del Cas	2.6780	8900.0	76	14462	No
72	GOM_NL__2PRFIN20041205_101730_000000402032_00380_14462_6758.N1	05-DEC-2004 10:17:30	Bright	39.500	74	11Bet Cas	2.2680	6600.0	79	14462	No
73	GOM_NL__2PRFIN20041205_102336_000000382032_00380_14462_6759.N1	05-DEC-2004 10:23:36	Bright	38.000	49	1Alp UMi	1.9900	6300.0	76	14462	No
74	GOM_NL__2PRFIN20041205_102819_000000392032_00380_14462_6760.N1	05-DEC-2004 10:28:19	Bright	39.000	60	7Bet UMi	2.0810	3950.0	78	14462	No
75	GOM_NL__2PRFIN20041205_102951_000000472032_00380_14462_6761.N1	05-DEC-2004 10:29:51	Bright	46.500	36	50Alp UMa	1.8000	6300.0	93	14462	No
76	GOM_NL__2PRFIN20041205_103125_000000472032_00380_14462_6762.N1	05-DEC-2004 10:31:25	Bright	46.500	82	48Bet UMa	2.3650	10600.	93	14462	No
77	GOM_NL__2PRFIN20041205_103322_000000402032_00380_14462_6763.N1	05-DEC-2004 10:33:22	Bright	40.000	32	77Eps UMa	1.7630	11000.	80	14462	No
78	GOM_NL__2PRFIN20041205_103534_000000392032_00380_14462_6764.N1	05-DEC-2004 10:35:34	Bright	38.500	39	85Eta UMa	1.8540	24000.	77	14462	No
79	GOM_NL__2PRFIN20041205_103836_000000382032_00380_14462_6765.N1	05-DEC-2004 10:38:36	Bright	37.500	180	27Gam Boo	3.0400	8000.0	75	14462	No
80	GOM_NL__2PRFIN20041205_104137_000000392032_00380_14462_6766.N1	05-DEC-2004 10:41:37	Bright	38.500	83		2.3780	11000.	77	14462	No
81	GOM_NL__2PRFIN20041205_104444_000000382032_00380_14462_6767.N1	05-DEC-2004 10:44:44	Bright	38.000	111	8Eta Boo	2.6800	6000.0	76	14462	No
82	GOM_NL__2PRFIN20041205_104843_000000932032_00380_14462_6768.N1	05-DEC-2004 10:48:43	Tw_i_and_stray	93.000	96	68Del Leo	2.5600	9300.0	186	14462	No
83	GOM_NL__2PRFIN20041205_105238_000000542032_00380_14462_6769.N1	05-DEC-2004 10:52:38	Bright	53.500	121	29Gam Vir	2.7400	7200.0	107	14462	No
84	GOM_NL__2PRFIN20041205_105731_000000512032_00380_14462_6770.N1	05-DEC-2004 10:57:31	Tw_i_and_stray	50.500	163	7Del Crv	2.9450	11000.	101	14462	No
85	GOM_NL__2PRFIN20041205_105905_000000522032_00380_14462_6771.N1	05-DEC-2004 10:59:05	Dark	51.500	106	9Bet Crv	2.6480	5600.0	103	14462	No
86	GOM_NL__2PRFIN20041205_110045_000000442032_00380_14462_6772.N1	05-DEC-2004 11:00:45	Dark	44.000	123	1ot Cen	2.7500	10200.	88	14462	No
87	GOM_NL__2PRFIN20041205_110244_000000402032_00380_14462_6773.N1	05-DEC-2004 11:02:44	Dark	39.500	95	Zet Cen	2.5450	26000.	79	14462	No
88	GOM_NL__2PRFIN20041205_110434_000000402032_00380_14462_6774.N1	05-DEC-2004 11:04:34	Dark	40.000	77	Eps Cen	2.3030	28000.	80	14462	No
89	GOM_NL__2PRFIN20041205_110600_000000442032_00380_14462_6775.N1	05-DEC-2004 11:06:00	Dark	43.500	4	Alp1Cen	-0.010000	5800.0	87	14462	No
90	GOM_NL__2PRFIN20041205_110815_000000432032_00381_14463_6739.N1	05-DEC-2004 11:08:15	Dark	42.500	12	Alp1Cru	0.77500	30000.	85	14463	No
91	GOM_NL__2PRFIN20041205_111350_000000412032_00381_14463_6740.N1	05-DEC-2004 11:13:50	Dark	40.500	29	Bet Car	1.6720	10200.	81	14463	No
92	GOM_NL__2PRFIN20041205_111558_000000552032_00381_14463_6741.N1	05-DEC-2004 11:15:58	Dark	55.000	41	Eps Car	1.8600	4100.0	110	14463	No
93	GOM_NL__2PRFIN20041205_111814_000000502032_00381_14463_6742.N1	05-DEC-2004 11:18:14	Dark	50.000	34	Gam2Vel	1.7930	23000.	100	14463	No
94	GOM_NL__2PRFIN20041205_112112_000000572032_00381_14463_6743.N1	05-DEC-2004 11:21:12	Dark	57.000	2	Alp Car	-0.73600	7000.0	114	14463	No
95	GOM_NL__2PRFIN20041205_112323_000000612032_00381_14463_6744.N1	05-DEC-2004 11:23:23	Dark	60.500	117	Pi Pup	2.7060	3800.0	121	14463	No
96	GOM_NL__2PRFIN20041205_112659_000000672032_00381_14463_6745.N1	05-DEC-2004 11:26:59	Dark	66.500	23	21Eps CMa	1.5020	26000.	133	14463	No
97	GOM_NL__2PRFIN20041205_112904_000000682032_00381_14463_6746.N1	05-DEC-2004 11:29:04	Straylight	68.000	179	24Omi2CMa	3.0320	24000.	136	14463	No
98	GOM_NL__2PRFIN20041205_113249_000000852032_00381_14463_6747.N1	05-DEC-2004 11:32:49	Straylight	84.500	1	9Alp CMa	-1.4400	11000.	169	14463	No
99	GOM_NL__2PRFIN20041205_113619_000000612032_00381_14463_6748.N1	05-DEC-2004 11:36:19	Straylight	60.500	7	19Bet Ori	0.10000	14000.	121	14463	No
100	GOM_NL__2PRFIN20041205_113902_000000592032_00381_14463_6749.N1	05-DEC-2004 11:39:02	Straylight	59.000	30	46Eps Ori	1.6940	30000.	118	14463	No
101	GOM_NL__2PRFIN20041205_114137_000000582032_00381_14463_6750.N1	05-DEC-2004 11:41:37	Tw_i_and_stray	58.000	27	24Gam Ori	1.6360	26000.	116	14463	No

102	GOM_NL__2PRFIN20041205_114403_000000592032_00381_14463_6751.N1	05-DEC-2004 11:44:03	Bright	59.000	13	87Alp Tau	0.86700	3800.0	118	14463	No
103	GOM_NL__2PRFIN20041205_114556_000000372032_00381_14463_6752.N1	05-DEC-2004 11:45:56	Bright	37.000	105	6Bet Ari	2.6450	8900.0	74	14463	No
104	GOM_NL__2PRFIN20041205_114808_000000412032_00381_14463_6753.N1	05-DEC-2004 11:48:08	Bright	40.500	150	44Zet Per	2.8900	28000.	81	14463	No
105	GOM_NL__2PRFIN20041205_115034_000000382032_00381_14463_6754.N1	05-DEC-2004 11:50:34	Bright	38.000	79	26Bet Per	2.3100	13100.	76	14463	No
106	GOM_NL__2PRFIN20041205_115237_000000392032_00381_14463_6755.N1	05-DEC-2004 11:52:37	Bright	38.500	175	39Del Per	3.0100	19400.	77	14463	No
107	GOM_NL__2PRFIN20041205_115407_000000372032_00381_14463_6756.N1	05-DEC-2004 11:54:07	Bright	37.000	160	23Gam Per	2.9300	4700.0	74	14463	No
108	GOM_NL__2PRFIN20041205_115644_000000382032_00381_14463_6757.N1	05-DEC-2004 11:56:44	Bright	37.500	110	37Del Cas	2.6780	8900.0	75	14463	No
109	GOM_NL__2PRFIN20041205_115806_000000392032_00381_14463_6758.N1	05-DEC-2004 11:58:06	Bright	39.000	74	11Bet Cas	2.2680	6600.0	78	14463	No
110	GOM_NL__2PRFIN20041205_120412_000000392032_00381_14463_6759.N1	05-DEC-2004 12:04:12	Bright	38.500	49	1Alp UMi	1.9900	6300.0	77	14463	No
111	GOM_NL__2PRFIN20041205_120855_000000392032_00381_14463_6760.N1	05-DEC-2004 12:08:55	Bright	39.000	60	7Bet UMi	2.0810	3950.0	78	14463	No
112	GOM_NL__2PRFIN20041205_121027_000000442032_00381_14463_6761.N1	05-DEC-2004 12:10:27	Bright	44.000	36	50Alp UMa	1.8000	6300.0	88	14463	No
113	GOM_NL__2PRFIN20041205_121201_000000492032_00381_14463_6762.N1	05-DEC-2004 12:12:01	Bright	49.000	82	48Bet UMa	2.3650	10600.	98	14463	No
114	GOM_NL__2PRFIN20041205_121358_000000522032_00381_14463_6763.N1	05-DEC-2004 12:13:58	Bright	52.000	32	77Eps UMa	1.7630	11000.	104	14463	No
115	GOM_NL__2PRFIN20041205_121611_000000392032_00381_14463_6764.N1	05-DEC-2004 12:16:11	Bright	39.000	39	85Eta UMa	1.8540	24000.	78	14463	No
116	GOM_NL__2PRFIN20041205_121912_000000382032_00381_14463_6765.N1	05-DEC-2004 12:19:12	Bright	38.000	180	27Gam Boo	3.0400	8000.0	76	14463	No
117	GOM_NL__2PRFIN20041205_122213_000000402032_00381_14463_6766.N1	05-DEC-2004 12:22:13	Bright	40.000	83		2.3780	11000.	80	14463	No
118	GOM_NL__2PRFIN20041205_122521_000000382032_00381_14463_6767.N1	05-DEC-2004 12:25:21	Bright	37.500	111	8Eta Boo	2.6800	6000.0	75	14463	No
119	GOM_NL__2PRFIN20041205_122919_000000942032_00381_14463_6768.N1	05-DEC-2004 12:29:19	Twi_and_stray	94.000	96	68Del Leo	2.5600	9300.0	188	14463	No
120	GOM_NL__2PRFIN20041205_123315_000000522032_00381_14463_6769.N1	05-DEC-2004 12:33:15	Bright	52.000	121	29Gam Vir	2.7400	7200.0	104	14463	No
121	GOM_NL__2PRFIN20041205_123807_000000522032_00381_14463_6770.N1	05-DEC-2004 12:38:07	Twi_and_stray	51.500	163	7Del Crv	2.9450	11000.	103	14463	No
122	GOM_NL__2PRFIN20041205_123942_000000522032_00381_14463_6771.N1	05-DEC-2004 12:39:42	Dark	51.500	106	9Bet Crv	2.6480	5600.0	103	14463	No
123	GOM_NL__2PRFIN20041205_124121_000000442032_00381_14463_6772.N1	05-DEC-2004 12:41:21	Dark	43.500	123	1ot Cen	2.7500	10200.	87	14463	No
124	GOM_NL__2PRFIN20041205_124319_000000402032_00381_14463_6773.N1	05-DEC-2004 12:43:19	Dark	39.500	95	Zet Cen	2.5450	26000.	79	14463	No
125	GOM_NL__2PRFIN20041205_124511_000000392032_00381_14463_6774.N1	05-DEC-2004 12:45:11	Dark	39.000	77	Eps Cen	2.3030	28000.	78	14463	No
126	GOM_NL__2PRFIN20041205_124636_000000462032_00381_14463_6775.N1	05-DEC-2004 12:46:36	Dark	45.500	4	Alp1Cen	-0.010000	5800.0	91	14463	No
127	GOM_NL__2PRFIN20041205_124851_000000402032_00382_14464_6759.N1	05-DEC-2004 12:48:51	Dark	40.000	12	Alp1Cru	0.77500	30000.	80	14464	No
128	GOM_NL__2PRFIN20041205_125426_000000412032_00382_14464_6760.N1	05-DEC-2004 12:54:26	Dark	40.500	29	Bet Car	1.6720	10200.	81	14464	No
129	GOM_NL__2PRFIN20041205_125634_000000452032_00382_14464_6761.N1	05-DEC-2004 12:56:34	Dark	45.000	41	Eps Car	1.8600	4100.0	90	14464	No
130	GOM_NL__2PRFIN20041205_125851_000000532032_00382_14464_6762.N1	05-DEC-2004 12:58:51	Dark	53.000	34	Gam2Vel	1.7930	23000.	106	14464	No
131	GOM_NL__2PRFIN20041205_130148_000000542032_00382_14464_6763.N1	05-DEC-2004 13:01:48	Dark	54.000	2	Alp Car	-0.73600	7000.0	108	14464	No
132	GOM_NL__2PRFIN20041205_130400_000000702032_00382_14464_6764.N1	05-DEC-2004 13:04:00	Dark	69.500	117	Pi Pup	2.7060	3800.0	139	14464	No
133	GOM_NL__2PRFIN20041205_130735_000000702032_00382_14464_6765.N1	05-DEC-2004 13:07:35	Dark	69.500	23	21Eps CMa	1.5020	26000.	139	14464	No
134	GOM_NL__2PRFIN20041205_130940_000000682032_00382_14464_6766.N1	05-DEC-2004 13:09:40	Straylight	68.000	179	24Omi2CMa	3.0320	24000.	136	14464	No
135	GOM_NL__2PRFIN20041205_131325_000000942032_00382_14464_6767.N1	05-DEC-2004 13:13:25	Straylight	94.000	1	9Alp CMa	-1.4400	11000.	188	14464	No
136	GOM_NL__2PRFIN20041205_131655_000000632032_00382_14464_6768.N1	05-DEC-2004 13:16:55	Straylight	63.000	7	19Bet Ori	0.10000	14000.	126	14464	No
137	GOM_NL__2PRFIN20041205_131938_000000642032_00382_14464_6769.N1	05-DEC-2004 13:19:38	Straylight	63.500	30	46Eps Ori	1.6940	30000.	127	14464	No
138	GOM_NL__2PRFIN20041205_132212_000000592032_00382_14464_6770.N1	05-DEC-2004 13:22:12	Twi_and_stray	59.000	27	24Gam Ori	1.6360	26000.	118	14464	No
139	GOM_NL__2PRFIN20041205_132439_000000592032_00382_14464_6771.N1	05-DEC-2004 13:24:39	Bright	59.000	13	87Alp Tau	0.86700	3800.0	118	14464	No
140	GOM_NL__2PRFIN20041205_132632_000000392032_00382_14464_6772.N1	05-DEC-2004 13:26:32	Bright	39.000	105	6Bet Ari	2.6450	8900.0	78	14464	No
141	GOM_NL__2PRFIN20041205_132844_000000392032_00382_14464_6773.N1	05-DEC-2004 13:28:44	Bright	39.000	150	44Zet Per	2.8900	28000.	78	14464	No
142	GOM_NL__2PRFIN20041205_133110_000000392032_00382_14464_6774.N1	05-DEC-2004 13:31:10	Bright	38.500	79	26Bet Per	2.3100	13100.	77	14464	No
143	GOM_NL__2PRFIN20041205_133313_000000382032_00382_14464_6775.N1	05-DEC-2004 13:33:13	Bright	38.000	175	39Del Per	3.0100	19400.	76	14464	No
144	GOM_NL__2PRFIN20041205_133442_000000362032_00382_14464_6776.N1	05-DEC-2004 13:34:42	Bright	36.000	160	23Gam Per	2.9300	4700.0	72	14464	No
145	GOM_NL__2PRFIN20041205_133720_000000382032_00382_14464_6777.N1	05-DEC-2004 13:37:20	Bright	38.000	110	37Del Cas	2.6780	8900.0	76	14464	No
146	GOM_NL__2PRFIN20041205_133843_000000402032_00382_14464_6778.N1	05-DEC-2004 13:38:43	Bright	40.000	74	11Bet Cas	2.2680	6600.0	80	14464	No
147	GOM_NL__2PRFIN20041205_134448_000000382032_00382_14464_6779.N1	05-DEC-2004 13:44:48	Bright	38.000	49	1Alp UMi	1.9900	6300.0	76	14464	No
148	GOM_NL__2PRFIN20041205_134931_000000362032_00382_14464_6780.N1	05-DEC-2004 13:49:31	Bright	35.500	60	7Bet UMi	2.0810	3950.0	71	14464	No
149	GOM_NL__2PRFIN20041205_135102_000000472032_00382_14464_6781.N1	05-DEC-2004 13:51:02	Bright	46.500	36	50Alp UMa	1.8000	6300.0	93	14464	No
150	GOM_NL__2PRFIN20041205_135236_000000502032_00382_14464_6782.N1	05-DEC-2004 13:52:36	Bright	49.500	82	48Bet UMa	2.3650	10600.	99	14464	No
151	GOM_NL__2PRFIN20041205_135433_000000412032_00382_14464_6783.N1	05-DEC-2004 13:54:33	Bright	40.500	32	77Eps UMa	1.7630	11000.	81	14464	No
152	GOM_NL__2PRFIN20041205_135647_000000382032_00382_14464_6784.N1	05-DEC-2004 13:56:47	Bright	38.000	39	85Eta UMa	1.8540	24000.	76	14464	No
153	GOM_NL__2PRFIN20041205_135948_000000372032_00382_14464_6785.N1	05-DEC-2004 13:59:48	Bright	36.500	180	27Gam Boo	3.0400	8000.0	73	14464	No
154	GOM_NL__2PRFIN20041205_140250_000000402032_00382_14464_6786.N1	05-DEC-2004 14:02:50	Bright	39.500	83		2.3780	11000.	79	14464	No
155	GOM_NL__2PRFIN20041205_140557_000000392032_00382_14464_6787.N1	05-DEC-2004 14:05:57	Bright	38.500	111	8Eta Boo	2.6800	6000.0	77	14464	No
156	GOM_NL__2PRFIN20041205_140957_000000932032_00382_14464_6788.N1	05-DEC-2004 14:09:57	Twi_and_stray	92.500	96	68Del Leo	2.5600	9300.0	185	14464	No
157	GOM_NL__2PRFIN20041205_141351_000000522032_00382_14464_6789.N1	05-DEC-2004 14:13:51	Bright	52.000	121	29Gam Vir	2.7400	7200.0	104	14464	No
158	GOM_NL__2PRFIN20041205_141845_000000502032_00382_14464_6790.N1	05-DEC-2004 14:18:45	Twi_and_stray	49.500	163	7Del Crv	2.9450	11000.	99	14464	No
159	GOM_NL__2PRFIN20041205_142019_000000522032_00382_14464_6791.N1	05-DEC-2004 14:20:19	Dark	52.000	106	9Bet Crv	2.6480	5600.0	104	14464	No
160	GOM_NL__2PRFIN20041205_142157_000000442032_00382_14464_6792.N1	05-DEC-2004 14:21:57	Dark	43.500	123	1ot Cen	2.7500	10200.	87	14464	No

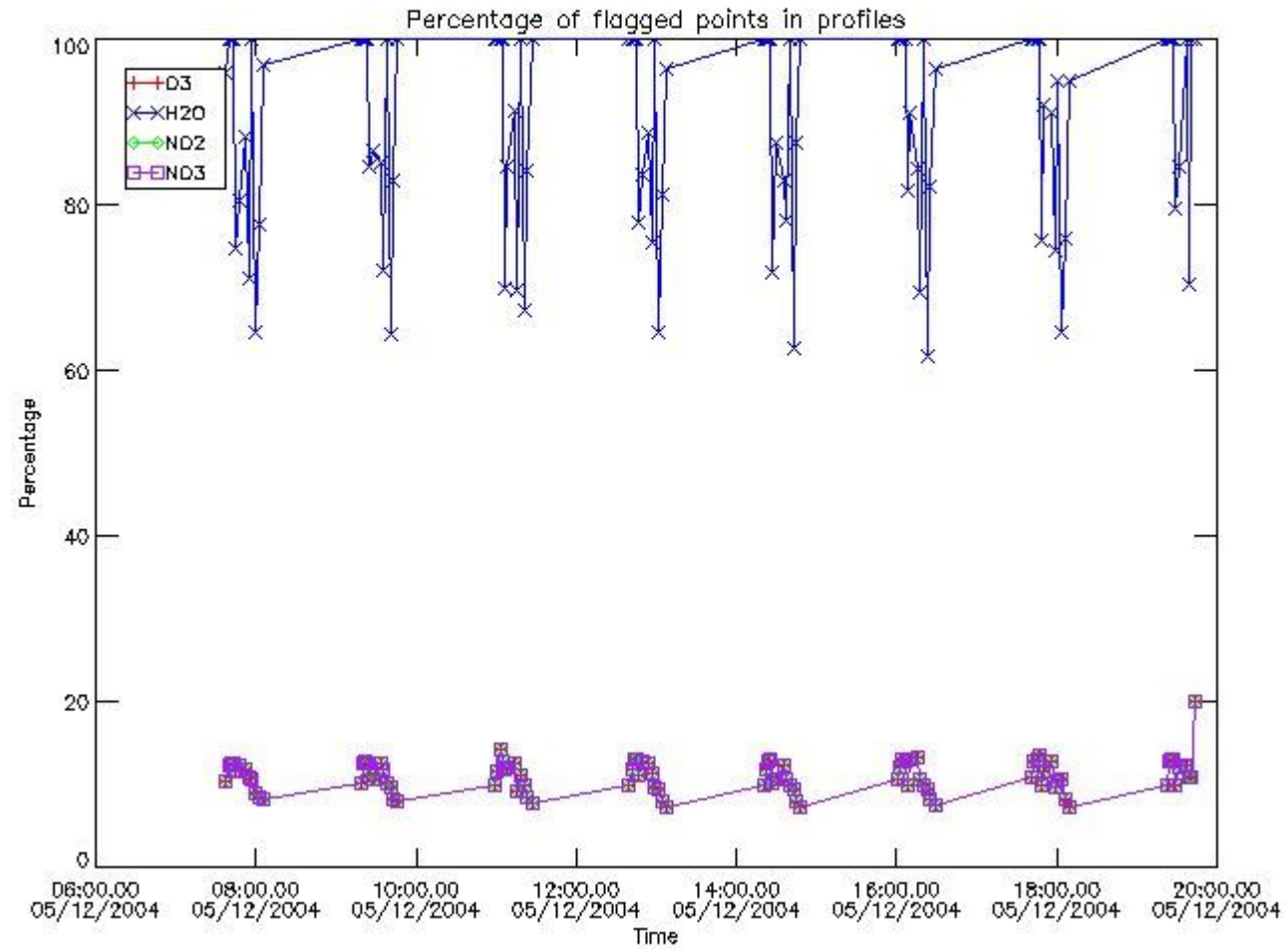
161	GOM_NL__2PRFIN20041205_142356_000000402032_00382_14464_6793.N1	05-DEC-2004 14:23:56	Dark	40.000	95	Zet Cen	2.5450	26000.	80	14464	No
162	GOM_NL__2PRFIN20041205_142546_000000402032_00382_14464_6794.N1	05-DEC-2004 14:25:46	Dark	39.500	77	Eps Cen	2.3030	28000.	79	14464	No
163	GOM_NL__2PRFIN20041205_142711_000000502032_00382_14464_6795.N1	05-DEC-2004 14:27:11	Dark	50.000	4	Alp1Cen	-0.010000	5800.0	100	14464	No
164	GOM_NL__2PRFIN20041205_142928_000000482032_00383_14465_6759.N1	05-DEC-2004 14:29:28	Dark	48.000	12	Alp1Cru	0.77500	30000.	96	14465	No
165	GOM_NL__2PRFIN20041205_143502_000000422032_00383_14465_6760.N1	05-DEC-2004 14:35:02	Dark	41.500	29	Bet Car	1.6720	10200.	83	14465	No
166	GOM_NL__2PRFIN20041205_143709_000000492032_00383_14465_6761.N1	05-DEC-2004 14:37:09	Dark	48.500	41	Eps Car	1.8600	4100.0	97	14465	No
167	GOM_NL__2PRFIN20041205_143927_000000512032_00383_14465_6762.N1	05-DEC-2004 14:39:27	Dark	51.000	34	Gam2Vel	1.7930	23000.	102	14465	No
168	GOM_NL__2PRFIN20041205_144224_000000542032_00383_14465_6763.N1	05-DEC-2004 14:42:24	Dark	54.000	2	Alp Car	-0.73600	7000.0	108	14465	No
169	GOM_NL__2PRFIN20041205_144434_000000652032_00383_14465_6764.N1	05-DEC-2004 14:44:34	Dark	64.500	117	Pi Pup	2.7060	3800.0	129	14465	No
170	GOM_NL__2PRFIN20041205_144814_000000702032_00383_14465_6765.N1	05-DEC-2004 14:48:14	Dark	70.000	23	21Eps CMa	1.5020	26000.	140	14465	No
171	GOM_NL__2PRFIN20041205_145016_000000692032_00383_14465_6766.N1	05-DEC-2004 14:50:16	Straylight	69.000	179	24Omi2CMa	3.0320	24000.	138	14465	No
172	GOM_NL__2PRFIN20041205_145402_000000852032_00383_14465_6767.N1	05-DEC-2004 14:54:02	Straylight	84.500	1	9Alp CMa	-1.4400	11000.	169	14465	No
173	GOM_NL__2PRFIN20041205_145731_000000612032_00383_14465_6768.N1	05-DEC-2004 14:57:31	Straylight	60.500	7	19Bet Ori	0.10000	14000.	121	14465	No
174	GOM_NL__2PRFIN20041205_150013_000000612032_00383_14465_6769.N1	05-DEC-2004 15:00:13	Straylight	60.500	30	46Eps Ori	1.6940	30000.	121	14465	No
175	GOM_NL__2PRFIN20041205_150248_000000592032_00383_14465_6770.N1	05-DEC-2004 15:02:48	Tw_i_and_stray	59.000	27	24Gam Ori	1.6360	26000.	118	14465	No
176	GOM_NL__2PRFIN20041205_150514_000000592032_00383_14465_6771.N1	05-DEC-2004 15:05:14	Bright	59.000	13	87Alp Tau	0.86700	3800.0	118	14465	No
177	GOM_NL__2PRFIN20041205_150736_000000422032_00383_14465_6772.N1	05-DEC-2004 15:07:36	Bright	42.000	50	13Alp Ari	2.0070	4250.0	84	14465	No
178	GOM_NL__2PRFIN20041205_150921_000000402032_00383_14465_6773.N1	05-DEC-2004 15:09:21	Bright	39.500	150	44Zet Per	2.8900	28000.	79	14465	No
179	GOM_NL__2PRFIN20041205_151050_000000462032_00383_14465_6774.N1	05-DEC-2004 15:10:50	Bright	45.500	114	3Iot Aur	2.6930	4600.0	91	14465	No
180	GOM_NL__2PRFIN20041205_151241_000000412032_00383_14465_6775.N1	05-DEC-2004 15:12:41	Bright	41.000	73	57Gam1And	2.2600	13100.	82	14465	No
181	GOM_NL__2PRFIN20041205_151418_000000402032_00383_14465_6776.N1	05-DEC-2004 15:14:18	Bright	39.500	35	33Alp Per	1.7950	6250.0	79	14465	No
182	GOM_NL__2PRFIN20041205_151639_000000472032_00383_14465_6777.N1	05-DEC-2004 15:16:39	Bright	46.500	42	34Bet Aur	1.9000	10200.	93	14465	No
183	GOM_NL__2PRFIN20041205_151833_000000392032_00383_14465_6778.N1	05-DEC-2004 15:18:33	Bright	39.000	76	27Gam Cas	2.3000	30000.	78	14465	No
184	GOM_NL__2PRFIN20041205_152524_000000382032_00383_14465_6779.N1	05-DEC-2004 15:25:24	Bright	37.500	49	1Alp UMi	1.9900	6300.0	75	14465	No
185	GOM_NL__2PRFIN20041205_153007_000000392032_00383_14465_6780.N1	05-DEC-2004 15:30:07	Bright	38.500	60	7Bet UMi	2.0810	3950.0	77	14465	No
186	GOM_NL__2PRFIN20041205_153138_000000472032_00383_14465_6781.N1	05-DEC-2004 15:31:38	Bright	47.000	36	50Alp UMa	1.8000	6300.0	94	14465	No
187	GOM_NL__2PRFIN20041205_153312_000000472032_00383_14465_6782.N1	05-DEC-2004 15:33:12	Bright	47.000	82	48Bet UMa	2.3650	10600.	94	14465	No
188	GOM_NL__2PRFIN20041205_153509_000000402032_00383_14465_6783.N1	05-DEC-2004 15:35:09	Bright	40.000	32	77Eps UMa	1.7630	11000.	80	14465	No
189	GOM_NL__2PRFIN20041205_153722_000000412032_00383_14465_6784.N1	05-DEC-2004 15:37:22	Bright	40.500	39	85Eta UMa	1.8540	24000.	81	14465	No
190	GOM_NL__2PRFIN20041205_154024_000000362032_00383_14465_6785.N1	05-DEC-2004 15:40:24	Bright	36.000	180	27Gam Boo	3.0400	8000.0	72	14465	No
191	GOM_NL__2PRFIN20041205_154328_000000382032_00383_14465_6786.N1	05-DEC-2004 15:43:28	Bright	38.000	83		2.3780	11000.	76	14465	No
192	GOM_NL__2PRFIN20041205_154633_000000392032_00383_14465_6787.N1	05-DEC-2004 15:46:33	Bright	38.500	111	8Eta Boo	2.6800	6000.0	77	14465	No
193	GOM_NL__2PRFIN20041205_155034_000000972032_00383_14465_6788.N1	05-DEC-2004 15:50:34	Tw_i_and_stray	97.000	96	68Del Leo	2.5600	9300.0	194	14465	No
194	GOM_NL__2PRFIN20041205_155428_000000542032_00383_14465_6789.N1	05-DEC-2004 15:54:28	Bright	53.500	121	29Gam Vir	2.7400	7200.0	107	14465	No
195	GOM_NL__2PRFIN20041205_155922_000000512032_00383_14465_6790.N1	05-DEC-2004 15:59:22	Tw_i_and_stray	51.000	163	7Del Crv	2.9450	11000.	102	14465	No
196	GOM_NL__2PRFIN20041205_160056_000000492032_00383_14465_6791.N1	05-DEC-2004 16:00:56	Dark	48.500	106	9Bet Crv	2.6480	5600.0	97	14465	No
197	GOM_NL__2PRFIN20041205_160234_000000422032_00383_14465_6792.N1	05-DEC-2004 16:02:34	Dark	42.000	123	Iot Cen	2.7500	10200.	84	14465	No
198	GOM_NL__2PRFIN20041205_160432_000000392032_00383_14465_6793.N1	05-DEC-2004 16:04:32	Dark	39.000	95	Zet Cen	2.5450	26000.	78	14465	No
199	GOM_NL__2PRFIN20041205_160623_000000402032_00383_14465_6794.N1	05-DEC-2004 16:06:23	Dark	40.000	77	Eps Cen	2.3030	28000.	80	14465	No
200	GOM_NL__2PRFIN20041205_160748_000000522032_00383_14465_6795.N1	05-DEC-2004 16:07:48	Dark	52.000	4	Alp1Cen	-0.010000	5800.0	104	14465	No
201	GOM_NL__2PRFIN20041205_161004_000000402032_00384_14466_6759.N1	05-DEC-2004 16:10:04	Dark	39.500	12	Alp1Cru	0.77500	30000.	79	14466	No
202	GOM_NL__2PRFIN20041205_161539_000000422032_00384_14466_6760.N1	05-DEC-2004 16:15:39	Dark	42.000	29	Bet Car	1.6720	10200.	84	14466	No
203	GOM_NL__2PRFIN20041205_161746_000000482032_00384_14466_6761.N1	05-DEC-2004 16:17:46	Dark	48.000	41	Eps Car	1.8600	4100.0	96	14466	No
204	GOM_NL__2PRFIN20041205_162004_000000522032_00384_14466_6762.N1	05-DEC-2004 16:20:04	Dark	52.000	34	Gam2Vel	1.7930	23000.	104	14466	No
205	GOM_NL__2PRFIN20041205_162301_000000542032_00384_14466_6763.N1	05-DEC-2004 16:23:01	Dark	54.000	2	Alp Car	-0.73600	7000.0	108	14466	No
206	GOM_NL__2PRFIN20041205_162513_000000622032_00384_14466_6764.N1	05-DEC-2004 16:25:13	Dark	61.500	117	Pi Pup	2.7060	3800.0	123	14466	No
207	GOM_NL__2PRFIN20041205_162850_000000692032_00384_14466_6765.N1	05-DEC-2004 16:28:50	Dark	69.000	23	21Eps CMa	1.5020	26000.	138	14466	No
208	GOM_NL__2PRFIN20041205_163053_000000692032_00384_14466_6766.N1	05-DEC-2004 16:30:53	Straylight	68.500	179	24Omi2CMa	3.0320	24000.	137	14466	No
209	GOM_NL__2PRFIN20041205_163437_000000842032_00384_14466_6767.N1	05-DEC-2004 16:34:37	Straylight	83.500	1	9Alp CMa	-1.4400	11000.	167	14466	No
210	GOM_NL__2PRFIN20041205_163808_000000632032_00384_14466_6768.N1	05-DEC-2004 16:38:08	Straylight	63.000	7	19Bet Ori	0.10000	14000.	126	14466	No
211	GOM_NL__2PRFIN20041205_164048_000000622032_00384_14466_6769.N1	05-DEC-2004 16:40:48	Straylight	62.000	30	46Eps Ori	1.6940	30000.	124	14466	No
212	GOM_NL__2PRFIN20041205_164323_000000592032_00384_14466_6770.N1	05-DEC-2004 16:43:23	Tw_i_and_stray	58.500	27	24Gam Ori	1.6360	26000.	117	14466	No
213	GOM_NL__2PRFIN20041205_164550_000000532032_00384_14466_6771.N1	05-DEC-2004 16:45:50	Bright	53.000	13	87Alp Tau	0.86700	3800.0	106	14466	No
214	GOM_NL__2PRFIN20041205_164812_000000402032_00384_14466_6772.N1	05-DEC-2004 16:48:12	Bright	39.500	50	13Alp Ari	2.0070	4250.0	79	14466	No
215	GOM_NL__2PRFIN20041205_164957_000000402032_00384_14466_6773.N1	05-DEC-2004 16:49:57	Bright	39.500	150	44Zet Per	2.8900	28000.	79	14466	No
216	GOM_NL__2PRFIN20041205_165125_000000462032_00384_14466_6774.N1	05-DEC-2004 16:51:25	Bright	46.000	114	3Iot Aur	2.6930	4600.0	92	14466	No
217	GOM_NL__2PRFIN20041205_165318_000000392032_00384_14466_6775.N1	05-DEC-2004 16:53:18	Bright	39.000	73	57Gam1And	2.2600	13100.	78	14466	No
218	GOM_NL__2PRFIN20041205_165455_000000392032_00384_14466_6776.N1	05-DEC-2004 16:54:55	Bright	39.000	35	33Alp Per	1.7950	6250.0	78	14466	No
219	GOM_NL__2PRFIN20041205_165714_000000482032_00384_14466_6777.N1	05-DEC-2004 16:57:14	Bright	48.000	42	34Bet Aur	1.9000	10200.	96	14466	No

220	GOM_NL__2PRFIN20041205_165910_000000392032_00384_14466_6778.N1	05-DEC-2004 16:59:10	Bright	38.500	76	27Gam Cas	2.3000	30000.	77	14466	No
221	GOM_NL__2PRFIN20041205_170600_000000372032_00384_14466_6779.N1	05-DEC-2004 17:06:00	Bright	37.000	49	1Alp UMi	1.9900	6300.0	74	14466	No
222	GOM_NL__2PRFIN20041205_171043_000000382032_00384_14466_6780.N1	05-DEC-2004 17:10:43	Bright	38.000	60	7Bet UMi	2.0810	3950.0	76	14466	No
223	GOM_NL__2PRFIN20041205_171213_000000472032_00384_14466_6781.N1	05-DEC-2004 17:12:13	Bright	46.500	36	50Alp UMa	1.8000	6300.0	93	14466	No
224	GOM_NL__2PRFIN20041205_171347_000000482032_00384_14466_6782.N1	05-DEC-2004 17:13:47	Bright	48.000	82	48Bet UMa	2.3650	10600.	96	14466	No
225	GOM_NL__2PRFIN20041205_171545_000000412032_00384_14466_6783.N1	05-DEC-2004 17:15:45	Bright	41.000	32	77Eps UMa	1.7630	11000.	82	14466	No
226	GOM_NL__2PRFIN20041205_171759_000000402032_00384_14466_6784.N1	05-DEC-2004 17:17:59	Bright	40.000	39	85Eta UMa	1.8540	24000.	80	14466	No
227	GOM_NL__2PRFIN20041205_172101_000000372032_00384_14466_6785.N1	05-DEC-2004 17:21:01	Bright	37.000	180	27Gam Boo	3.0400	8000.0	74	14466	No
228	GOM_NL__2PRFIN20041205_172404_000000372032_00384_14466_6786.N1	05-DEC-2004 17:24:04	Bright	37.000	83		2.3780	11000.	74	14466	No
229	GOM_NL__2PRFIN20041205_172709_000000392032_00384_14466_6787.N1	05-DEC-2004 17:27:09	Bright	39.000	111	8Eta Boo	2.6800	6000.0	78	14466	No
230	GOM_NL__2PRFIN20041205_173111_000000972032_00384_14466_6788.N1	05-DEC-2004 17:31:11	Tw_i_and_stray	97.000	96	68Del Leo	2.5600	9300.0	194	14466	No
231	GOM_NL__2PRFIN20041205_173504_000000512032_00384_14466_6789.N1	05-DEC-2004 17:35:04	Bright	50.500	121	29Gam Vir	2.7400	7200.0	101	14466	No
232	GOM_NL__2PRFIN20041205_173959_000000482032_00384_14466_6790.N1	05-DEC-2004 17:39:59	Tw_i_and_stray	47.500	163	7Del Crv	2.9450	11000.	95	14466	No
233	GOM_NL__2PRFIN20041205_174133_000000472032_00384_14466_6791.N1	05-DEC-2004 17:41:33	Dark	47.000	106	9Bet Crv	2.6480	5600.0	94	14466	No
234	GOM_NL__2PRFIN20041205_174311_000000402032_00384_14466_6792.N1	05-DEC-2004 17:43:11	Dark	40.000	123	1ot Cen	2.7500	10200.	80	14466	No
235	GOM_NL__2PRFIN20041205_174509_000000402032_00384_14466_6793.N1	05-DEC-2004 17:45:09	Dark	39.500	95	Zet Cen	2.5450	26000.	79	14466	No
236	GOM_NL__2PRFIN20041205_174700_000000382032_00384_14466_6794.N1	05-DEC-2004 17:47:00	Dark	37.500	77	Eps Cen	2.3030	28000.	75	14466	No
237	GOM_NL__2PRFIN20041205_174823_000000522032_00384_14466_6795.N1	05-DEC-2004 17:48:23	Dark	52.000	4	Alp1Cen	-0.010000	5800.0	104	14466	No
238	GOM_NL__2PRFIN20041205_175041_000000442032_00385_14467_6759.N1	05-DEC-2004 17:50:41	Dark	44.000	12	Alp1Cru	0.77500	30000.	88	14467	No
239	GOM_NL__2PRFIN20041205_175616_000000402032_00385_14467_6760.N1	05-DEC-2004 17:56:16	Dark	40.000	29	Bet Car	1.6720	10200.	80	14467	No
240	GOM_NL__2PRFIN20041205_175823_000000542032_00385_14467_6761.N1	05-DEC-2004 17:58:23	Dark	53.500	41	Eps Car	1.8600	4100.0	107	14467	No
241	GOM_NL__2PRFIN20041205_180041_000000502032_00385_14467_6762.N1	05-DEC-2004 18:00:41	Dark	49.500	34	Gam2Vel	1.7930	23000.	99	14467	No
242	GOM_NL__2PRFIN20041205_180338_000000492032_00385_14467_6763.N1	05-DEC-2004 18:03:38	Dark	48.500	2	Alp Car	-0.73600	7000.0	97	14467	No
243	GOM_NL__2PRFIN20041205_180550_000000632032_00385_14467_6764.N1	05-DEC-2004 18:05:50	Dark	62.500	117	Pi Pup	2.7060	3800.0	125	14467	No
244	GOM_NL__2PRFIN20041205_180925_000000702032_00385_14467_6765.N1	05-DEC-2004 18:09:25	Dark	69.500	23	21Eps CMa	1.5020	26000.	139	14467	No
245	GOM_NL__2PRFIN20041205_181129_000000692032_00385_14467_6766.N1	05-DEC-2004 18:11:29	Straylight	69.000	179	24Omi2CMa	3.0320	24000.	138	14467	No
246	GOM_NL__2PRFIN20041205_181513_000000862032_00385_14467_6767.N1	05-DEC-2004 18:15:13	Straylight	85.500	1	9Alp CMa	-1.4400	11000.	171	14467	No
247	GOM_NL__2PRFIN20041205_181844_000000562032_00385_14467_6768.N1	05-DEC-2004 18:18:44	Straylight	55.500	7	19Bet Ori	0.10000	14000.	111	14467	No
248	GOM_NL__2PRFIN20041205_182124_000000592032_00385_14467_6769.N1	05-DEC-2004 18:21:24	Straylight	59.000	30	46Eps Ori	1.6940	30000.	118	14467	No
249	GOM_NL__2PRFIN20041205_182358_000000612032_00385_14467_6770.N1	05-DEC-2004 18:23:58	Tw_i_and_stray	60.500	27	24Gam Ori	1.6360	26000.	121	14467	No
250	GOM_NL__2PRFIN20041205_182626_000000592032_00385_14467_6771.N1	05-DEC-2004 18:26:26	Bright	59.000	13	87Alp Tau	0.86700	3800.0	118	14467	No
251	GOM_NL__2PRFIN20041205_182849_000000412032_00385_14467_6772.N1	05-DEC-2004 18:28:49	Bright	41.000	50	13Alp Ari	2.0070	4250.0	82	14467	No
252	GOM_NL__2PRFIN20041205_183033_000000402032_00385_14467_6773.N1	05-DEC-2004 18:30:33	Bright	39.500	150	44Zet Per	2.8900	28000.	79	14467	No
253	GOM_NL__2PRFIN20041205_183201_000000462032_00385_14467_6774.N1	05-DEC-2004 18:32:01	Bright	45.500	114	31ot Aur	2.6930	4600.0	91	14467	No
254	GOM_NL__2PRFIN20041205_183355_000000392032_00385_14467_6775.N1	05-DEC-2004 18:33:55	Bright	38.500	73	57Gam1And	2.2600	13100.	77	14467	No
255	GOM_NL__2PRFIN20041205_183531_000000392032_00385_14467_6776.N1	05-DEC-2004 18:35:31	Bright	38.500	35	33Alp Per	1.7950	6250.0	77	14467	No
256	GOM_NL__2PRFIN20041205_183749_000000492032_00385_14467_6777.N1	05-DEC-2004 18:37:49	Bright	49.000	42	34Bet Aur	1.9000	10200.	98	14467	No
257	GOM_NL__2PRFIN20041205_183946_000000392032_00385_14467_6778.N1	05-DEC-2004 18:39:46	Bright	38.500	76	27Gam Cas	2.3000	30000.	77	14467	No
258	GOM_NL__2PRFIN20041205_184637_000000382032_00385_14467_6779.N1	05-DEC-2004 18:46:37	Bright	37.500	49	1Alp UMi	1.9900	6300.0	75	14467	No
259	GOM_NL__2PRFIN20041205_185119_000000392032_00385_14467_6780.N1	05-DEC-2004 18:51:19	Bright	38.500	60	7Bet UMi	2.0810	3950.0	77	14467	No
260	GOM_NL__2PRFIN20041205_185249_000000502032_00385_14467_6781.N1	05-DEC-2004 18:52:49	Bright	49.500	36	50Alp UMa	1.8000	6300.0	99	14467	No
261	GOM_NL__2PRFIN20041205_185422_000000512032_00385_14467_6782.N1	05-DEC-2004 18:54:22	Bright	50.500	82	48Bet UMa	2.3650	10600.	101	14467	No
262	GOM_NL__2PRFIN20041205_185621_000000422032_00385_14467_6783.N1	05-DEC-2004 18:56:21	Bright	41.500	32	77Eps UMa	1.7630	11000.	83	14467	No
263	GOM_NL__2PRFIN20041205_185835_000000412032_00385_14467_6784.N1	05-DEC-2004 18:58:35	Bright	40.500	39	85Eta UMa	1.8540	24000.	81	14467	No
264	GOM_NL__2PRFIN20041205_190137_000000372032_00385_14467_6785.N1	05-DEC-2004 19:01:37	Bright	36.500	180	27Gam Boo	3.0400	8000.0	73	14467	No
265	GOM_NL__2PRFIN20041205_190441_000000382032_00385_14467_6786.N1	05-DEC-2004 19:04:41	Bright	37.500	83		2.3780	11000.	75	14467	No
266	GOM_NL__2PRFIN20041205_190746_000000392032_00385_14467_6787.N1	05-DEC-2004 19:07:46	Bright	38.500	111	8Eta Boo	2.6800	6000.0	77	14467	No
267	GOM_NL__2PRFIN20041205_191148_000000932032_00385_14467_6788.N1	05-DEC-2004 19:11:48	Tw_i_and_stray	92.500	96	68Del Leo	2.5600	9300.0	185	14467	No
268	GOM_NL__2PRFIN20041205_191541_000000502032_00385_14467_6789.N1	05-DEC-2004 19:15:41	Bright	49.500	121	29Gam Vir	2.7400	7200.0	99	14467	No
269	GOM_NL__2PRFIN20041205_192036_000000482032_00385_14467_6790.N1	05-DEC-2004 19:20:36	Tw_i_and_stray	47.500	163	7Del Crv	2.9450	11000.	95	14467	No
270	GOM_NL__2PRFIN20041205_192209_000000522032_00385_14467_6791.N1	05-DEC-2004 19:22:09	Dark	52.000	106	9Bet Crv	2.6480	5600.0	104	14467	No
271	GOM_NL__2PRFIN20041205_192347_000000402032_00385_14467_6792.N1	05-DEC-2004 19:23:47	Dark	40.000	123	1ot Cen	2.7500	10200.	80	14467	No
272	GOM_NL__2PRFIN20041205_192545_000000402032_00385_14467_6793.N1	05-DEC-2004 19:25:45	Dark	39.500	95	Zet Cen	2.5450	26000.	79	14467	No
273	GOM_NL__2PRFIN20041205_192736_000000392032_00385_14467_6794.N1	05-DEC-2004 19:27:36	Dark	39.000	77	Eps Cen	2.3030	28000.	78	14467	No
274	GOM_NL__2PRFIN20041205_192859_000000522032_00385_14467_6795.N1	05-DEC-2004 19:28:59	Dark	52.000	4	Alp1Cen	-0.010000	5800.0	104	14467	No
275	GOM_NL__2PRFIN20041205_193117_000000432032_00386_14468_6759.N1	05-DEC-2004 19:31:17	Dark	42.500	12	Alp1Cru	0.77500	30000.	85	14468	No
276	GOM_NL__2PRFIN20041205_193652_000000422032_00386_14468_6760.N1	05-DEC-2004 19:36:52	Dark	41.500	29	Bet Car	1.6720	10200.	83	14468	No
277	GOM_NL__2PRFIN20041205_193901_000000482032_00386_14468_6761.N1	05-DEC-2004 19:39:01	Dark	47.500	41	Eps Car	1.8600	4100.0	95	14468	No
278	GOM_NL__2PRFIN20041205_194118_000000522032_00386_14468_6762.N1	05-DEC-2004 19:41:18	Dark	52.000	34	Gam2Vel	1.7930	23000.	104	14468	No

3. Quality information per product

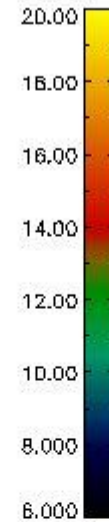
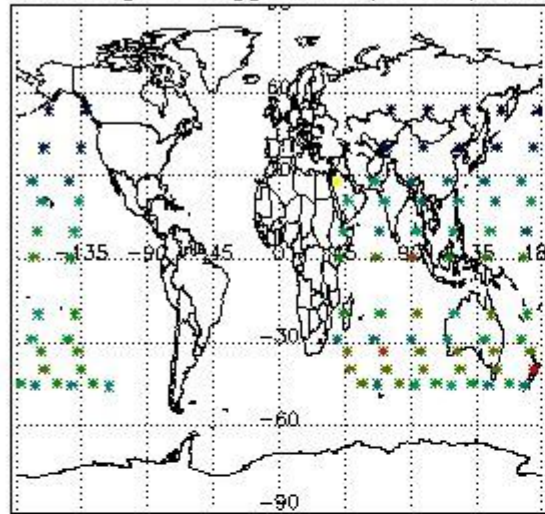
In this section it is plotted some information contained in the Quality Summary data set of the level 2 products. Only products in dark limb conditions and without errors (error flag in the MPH set to "0") are used.

3.1 Plot quality information per product (time dependant)

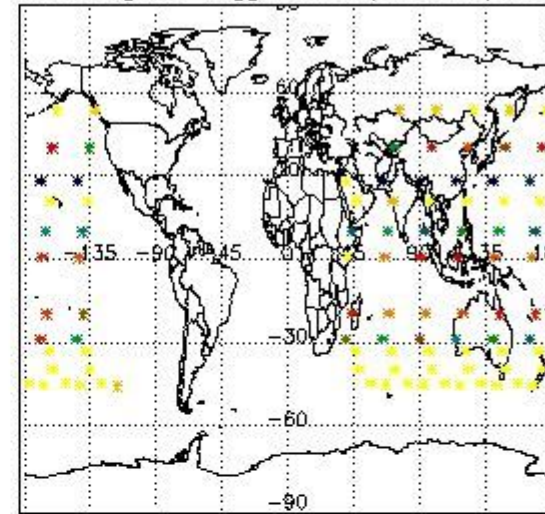


3.2 Plot quality information per product (world map)

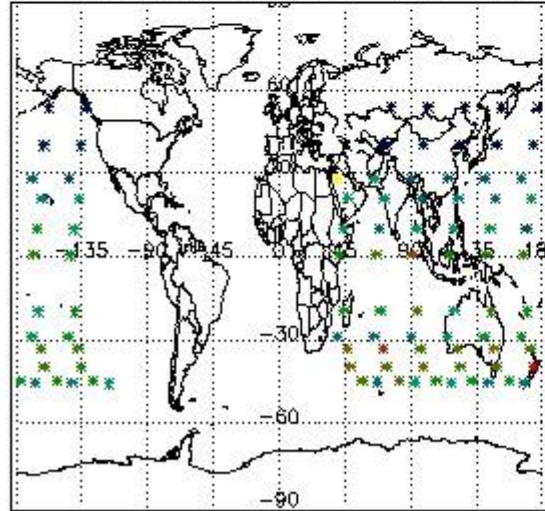
Percentage of flagged data per O3 profile



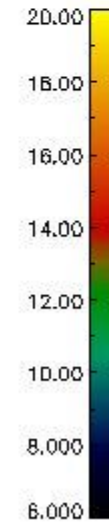
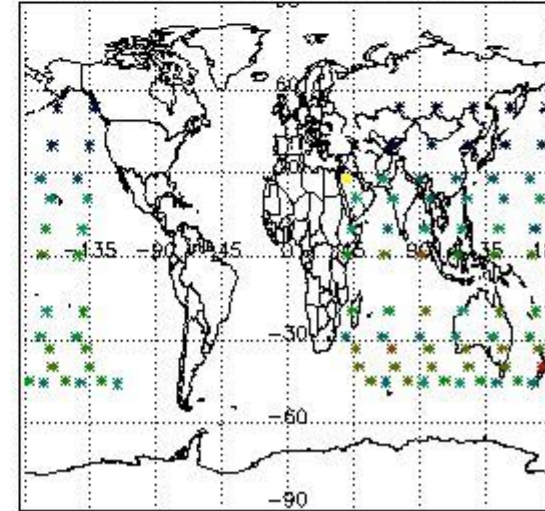
Percentage of flagged data per H2O profile



Percentage of flagged data per NO2 profile



Percentage of flagged data per NO3 profile

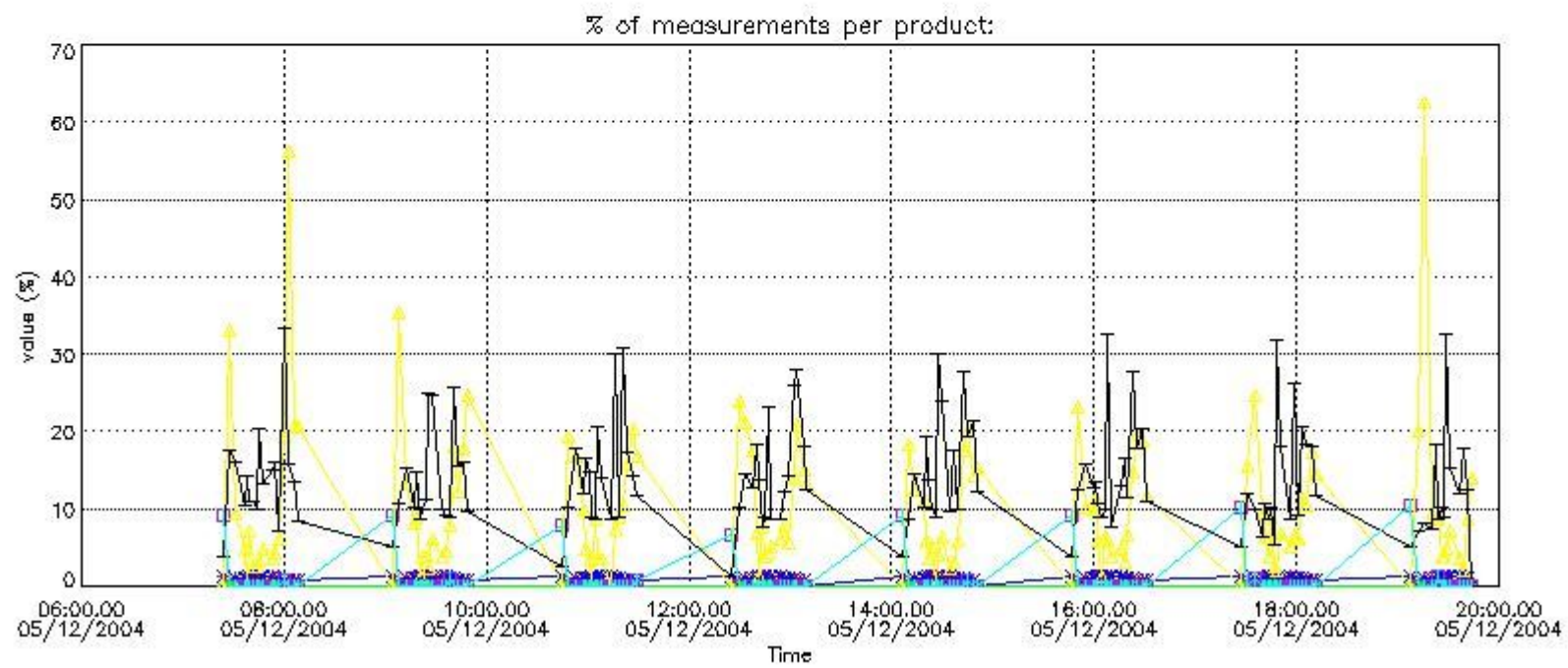


4. Level 1 quality information per product

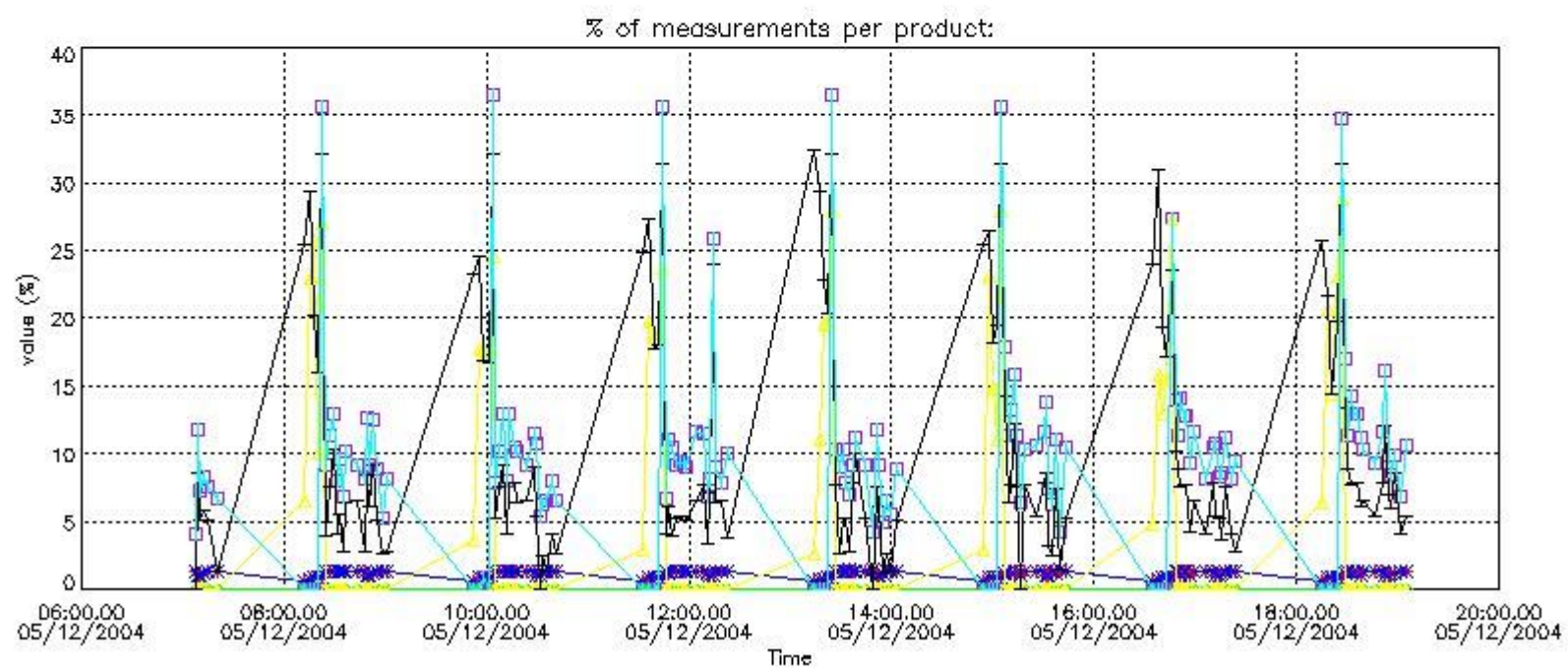
In this section it is plotted some information contained in the Quality Summary data set of the level 2 products that comes from the level 1b processing. Products without errors (error flag in the MPH set to "0") are used.

4.1 Plot quality information per product (time dependant) coming from level 1b processing

4.1.1 Plot level 1 quality information per product (time dependant): ENVISAT ASCENDING passes

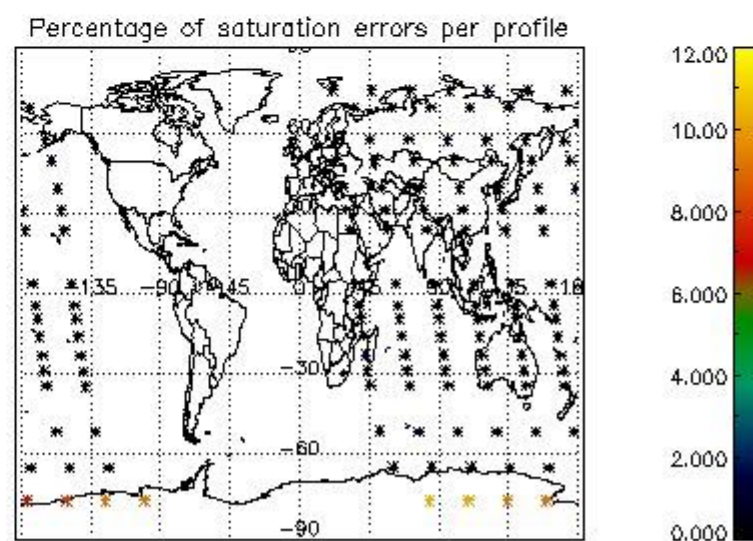
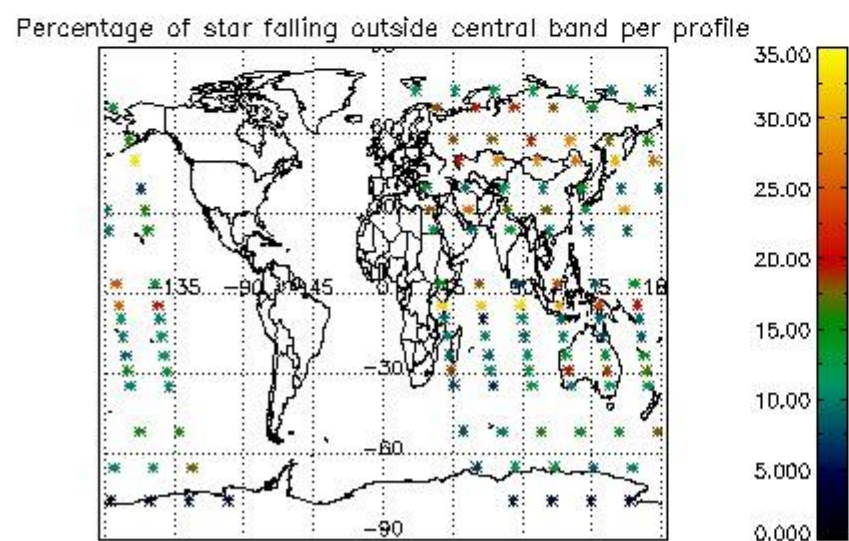
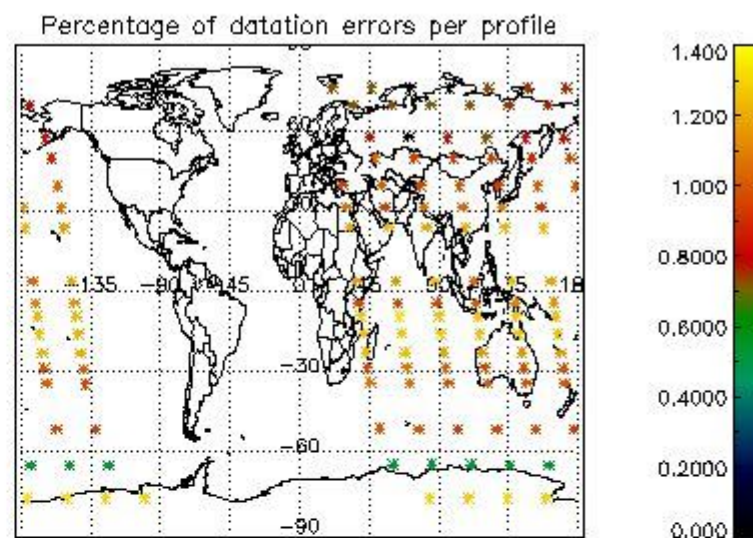
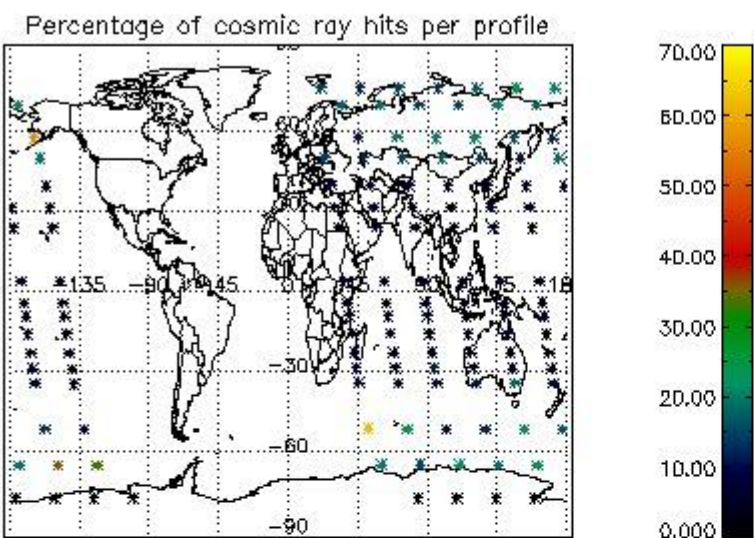


4.1.2 Plot level 1 quality information per product (time dependant): ENVISAT DESCENDING passes

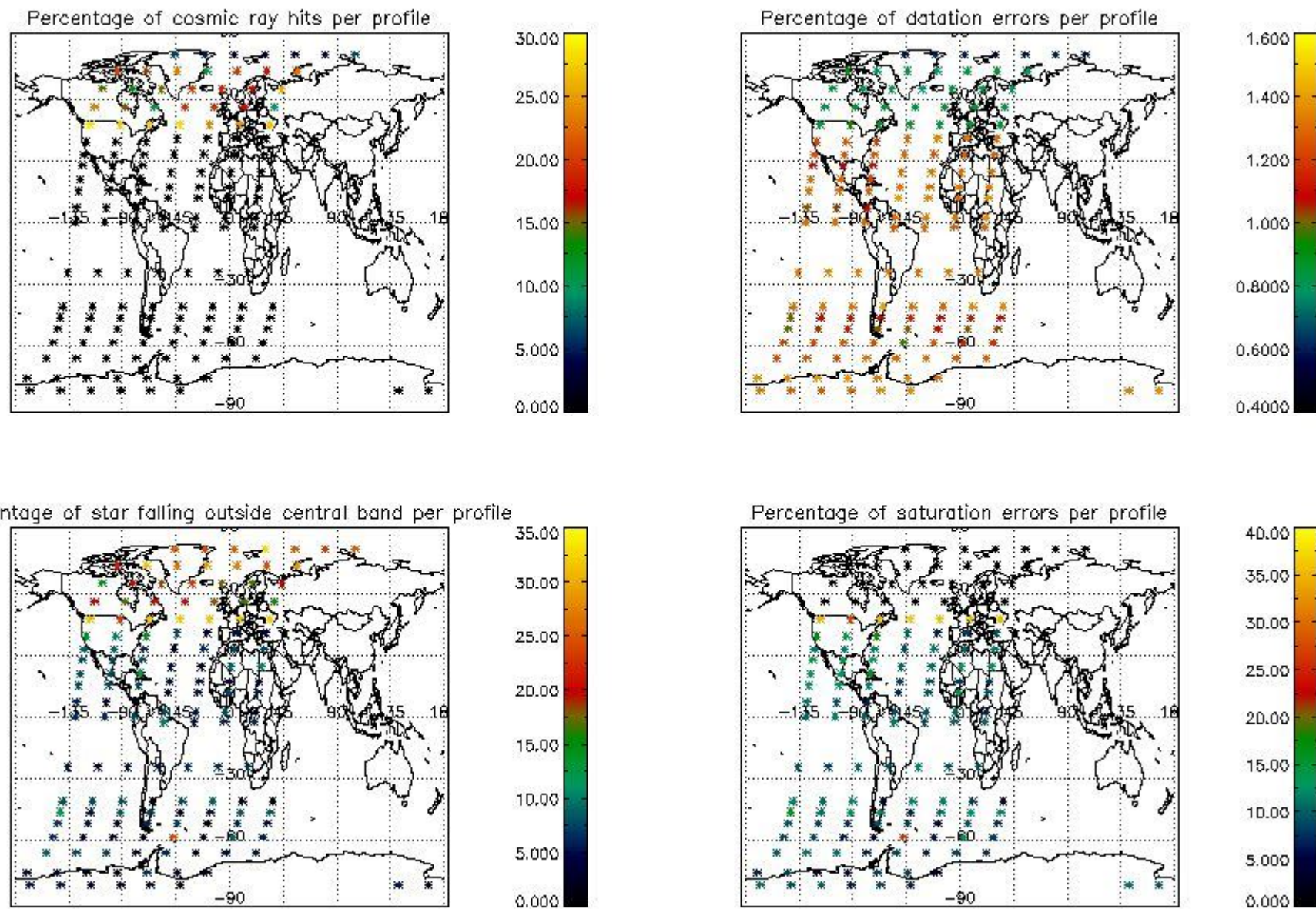


4.2 Plot quality information per product coming from level 1b processing (world map)

4.2.1 Plot level 1 quality information per product (world map): ENVISAT ASCENDING passes



4.2.2 Plot level 1 quality information per product (world map): ENVISAT DESCENDING passes



5. Trace gas profiles

5.1 Ozone statistics based on quality of products

The final quality of the products can be "measured" using the STD (Standard Deviation) attached to every point profile. This information is written to the parameter GOM_NL__2P/NL_LOCAL_SPECIES_DENSITY/o3_std of the level 2 products. The table below shows the statistics for given STD ranges.

The statistics are given with respect to the overall valid production:

- Products without fatal errors: GOM_NL__2P/MPH/PRODUCT_ERR=0
- Valid point profile: GOM_NL__2P/NL_LOCAL_SPECIES_DENSITY/pcd(0)=0

The 'Criteria' is applied to valid points of dark limb products:

- Products in dark limb illumination condition: GOM_NL__2P/NL_SUMMARY_QUALITY/obs_ill_cond=0
- Products without fatal errors: GOM_NL__2P/MPH/PRODUCT_ERR=0
- Valid point profile: GOM_NL__2P/NL_LOCAL_SPECIES_DENSITY/pcd(0)=0

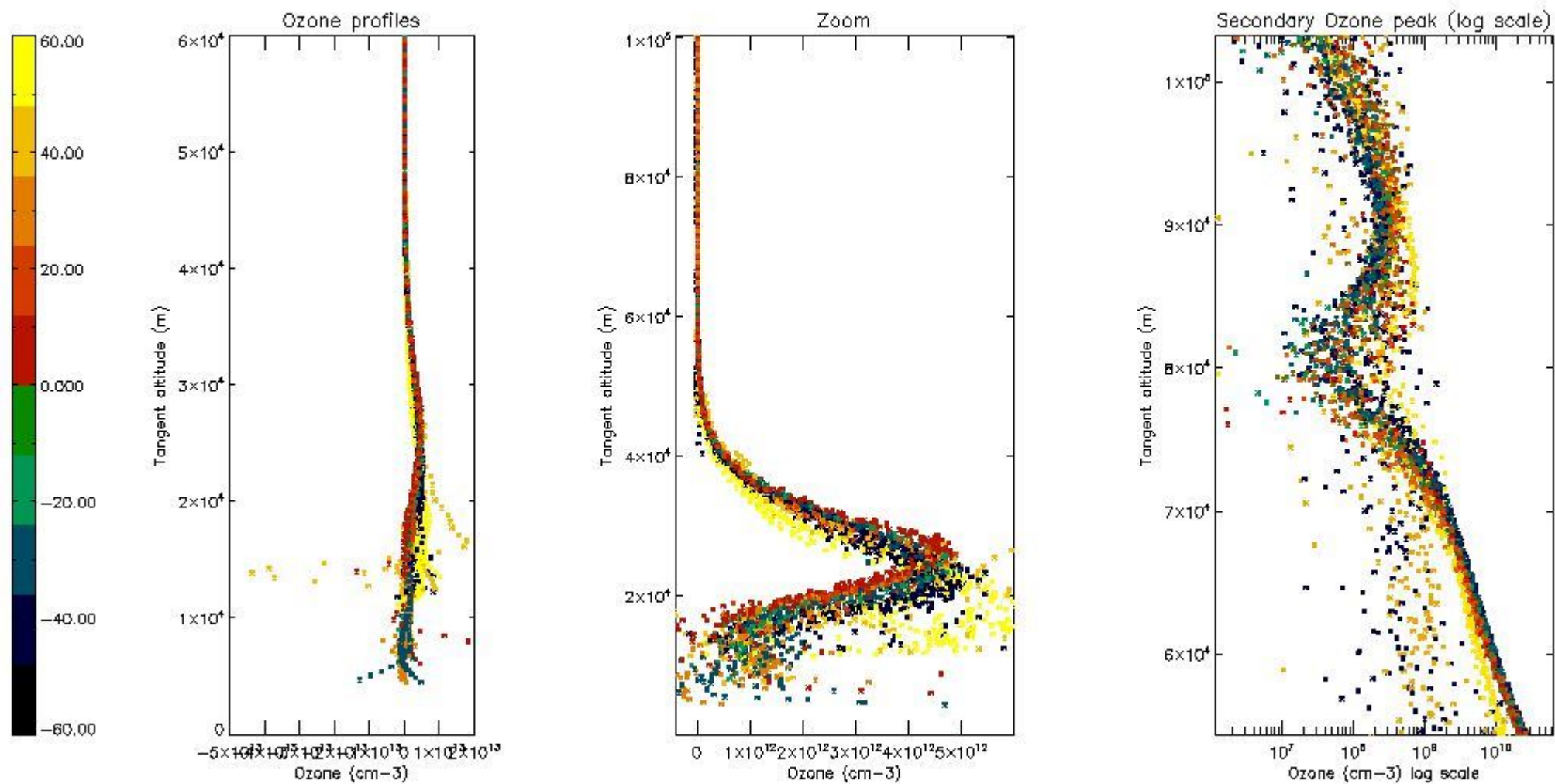
So, the table below shows the percentage of dark limb and valid observations for each criteria with respect to the overall valid daily observations.

Criteria	% of total production
All STD	34
STD < 20	20

STD < 10	17
STD < 5	12

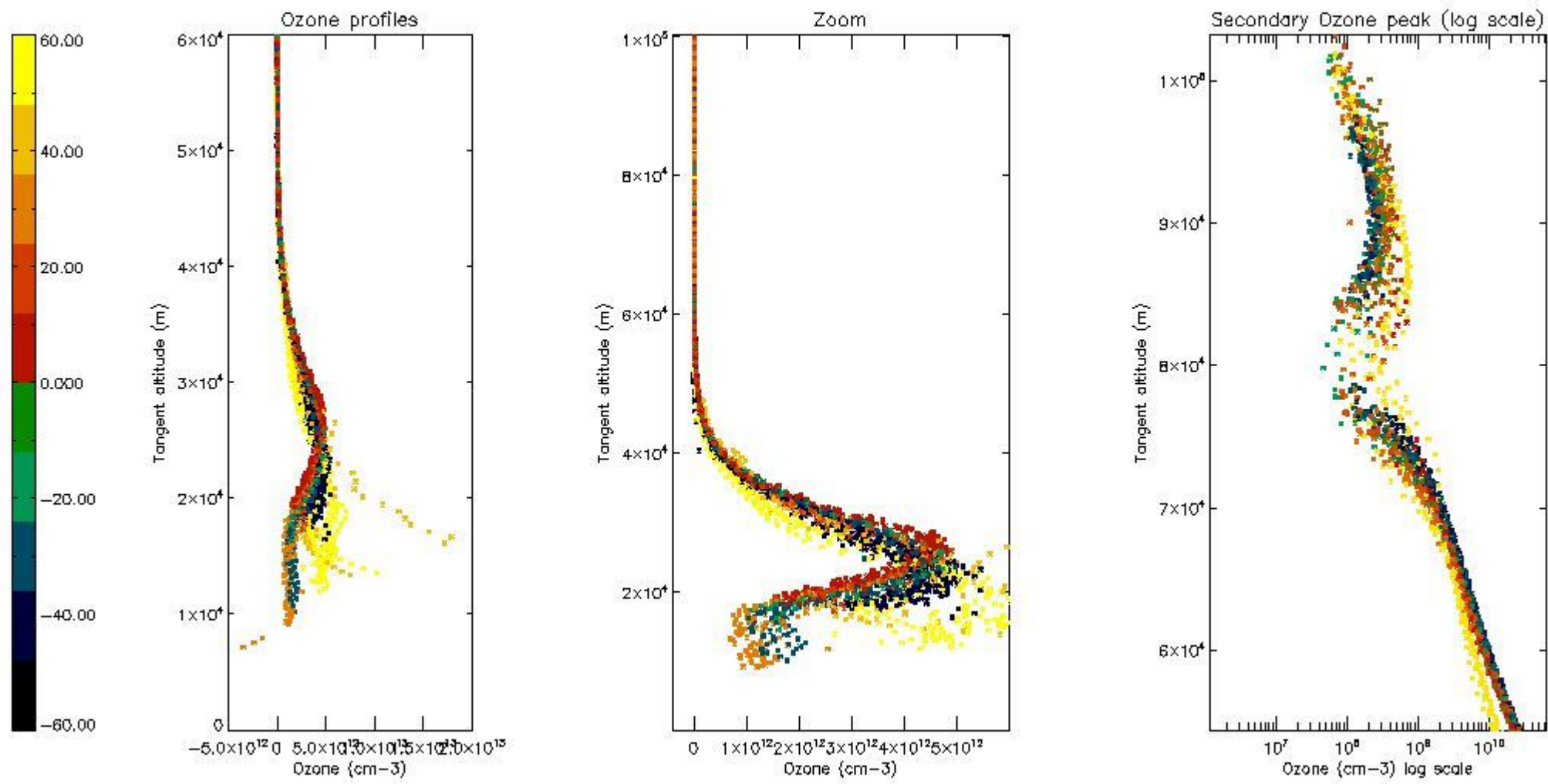
5.2 Plot ozone profiles for all STD (dark without errors)

The colorbar represents the latitude.



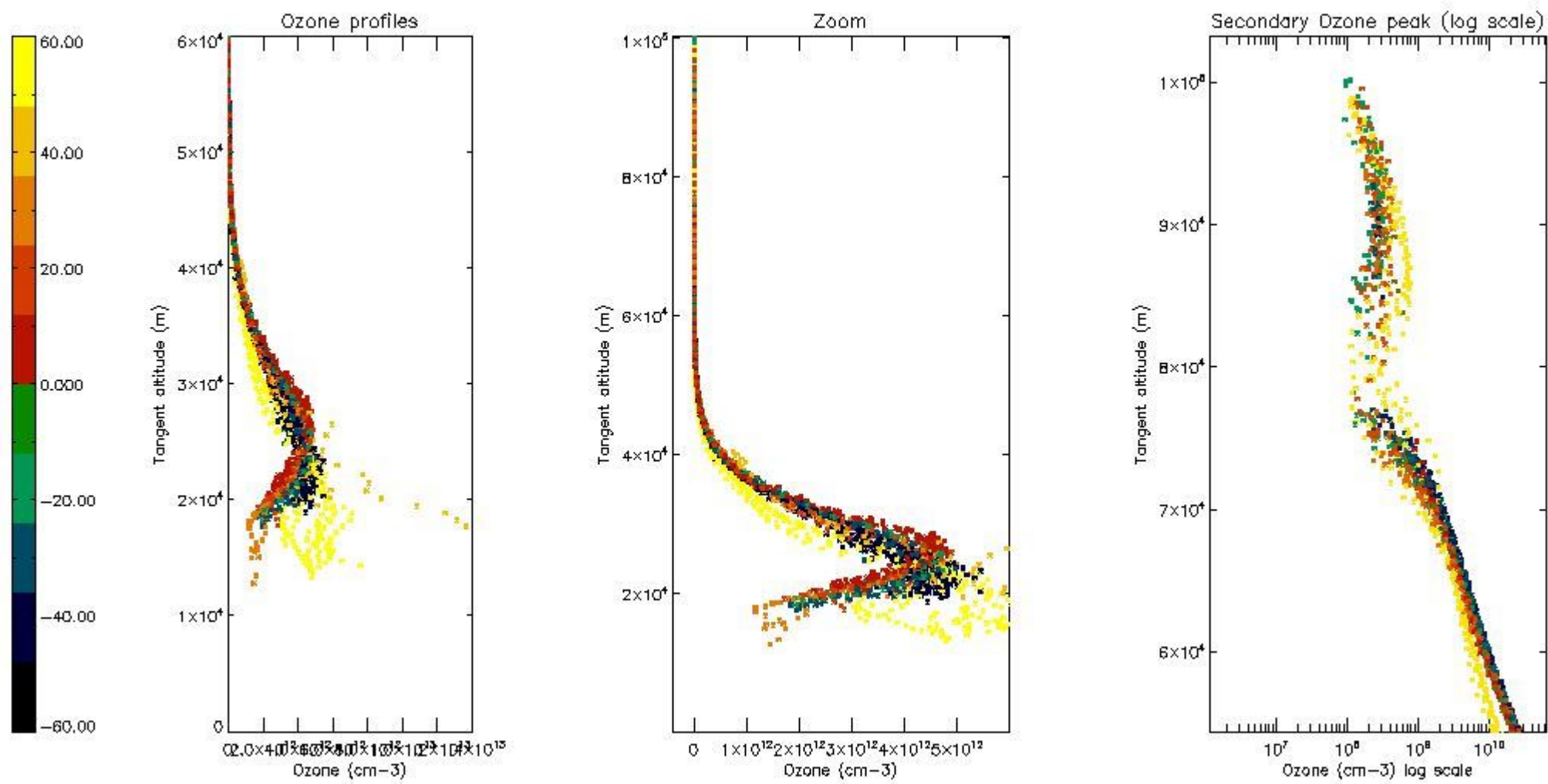
5.3 Plot ozone profiles where STD < 20% (dark without errors)

The colorbar represents the latitude.



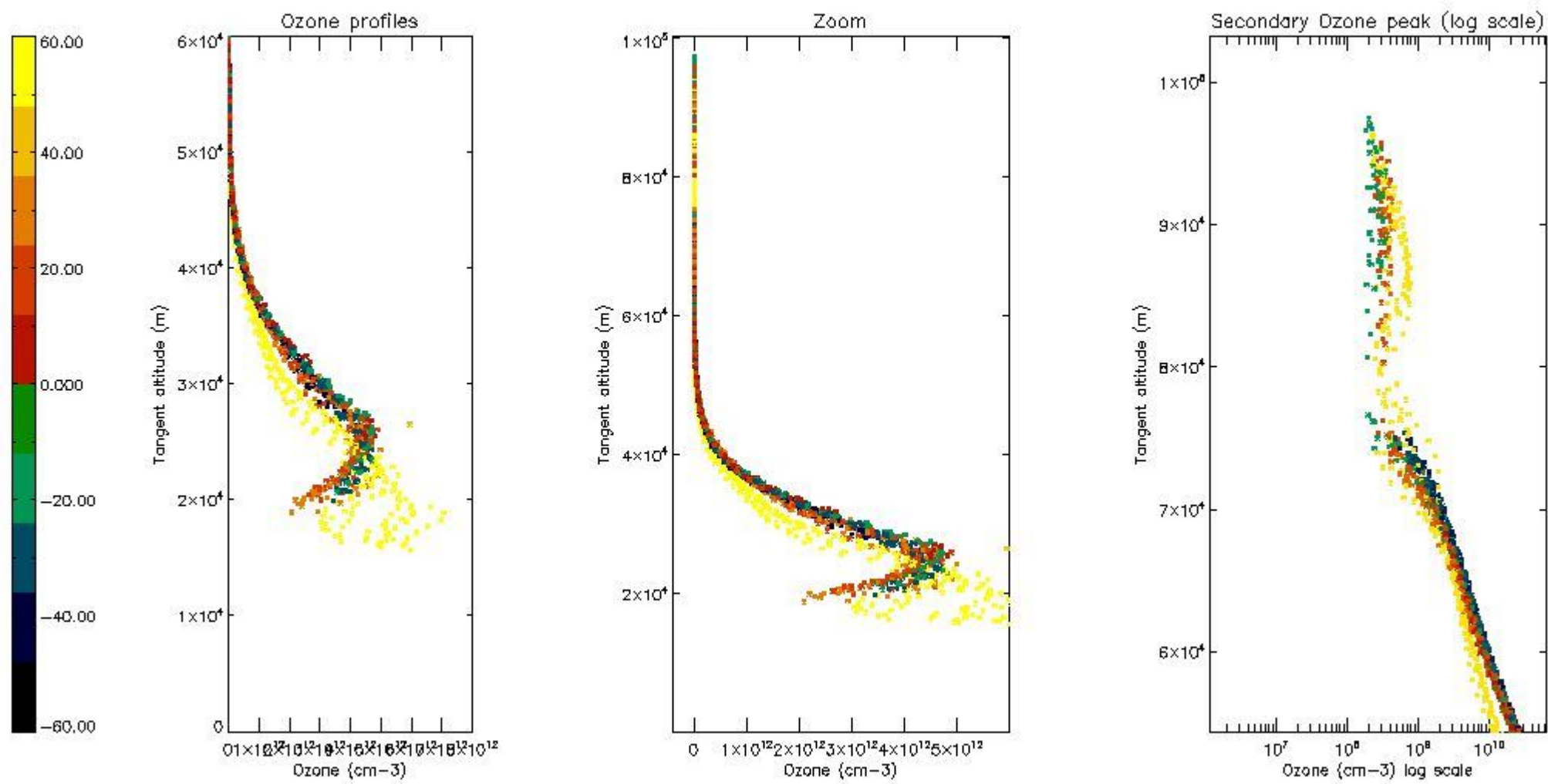
5.4 Plot ozone profiles where $STD < 10\%$ (dark without errors)

The colorbar represents the latitude.



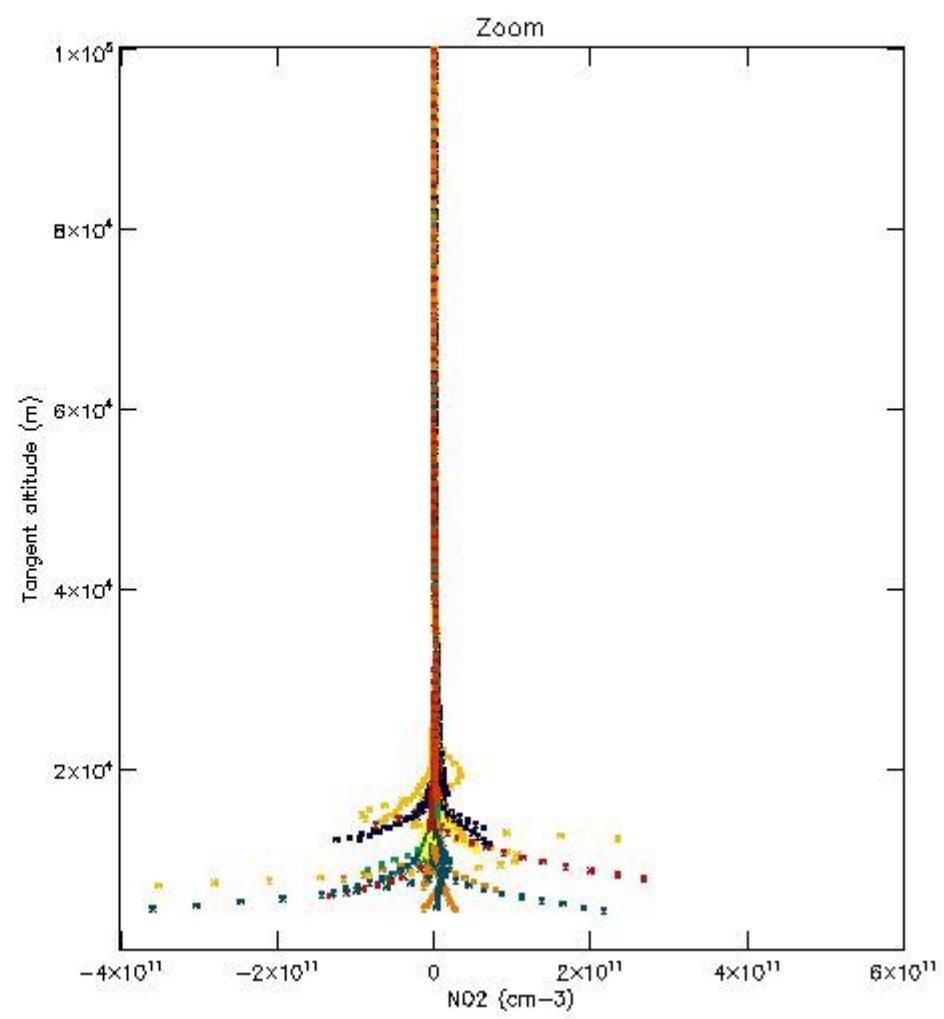
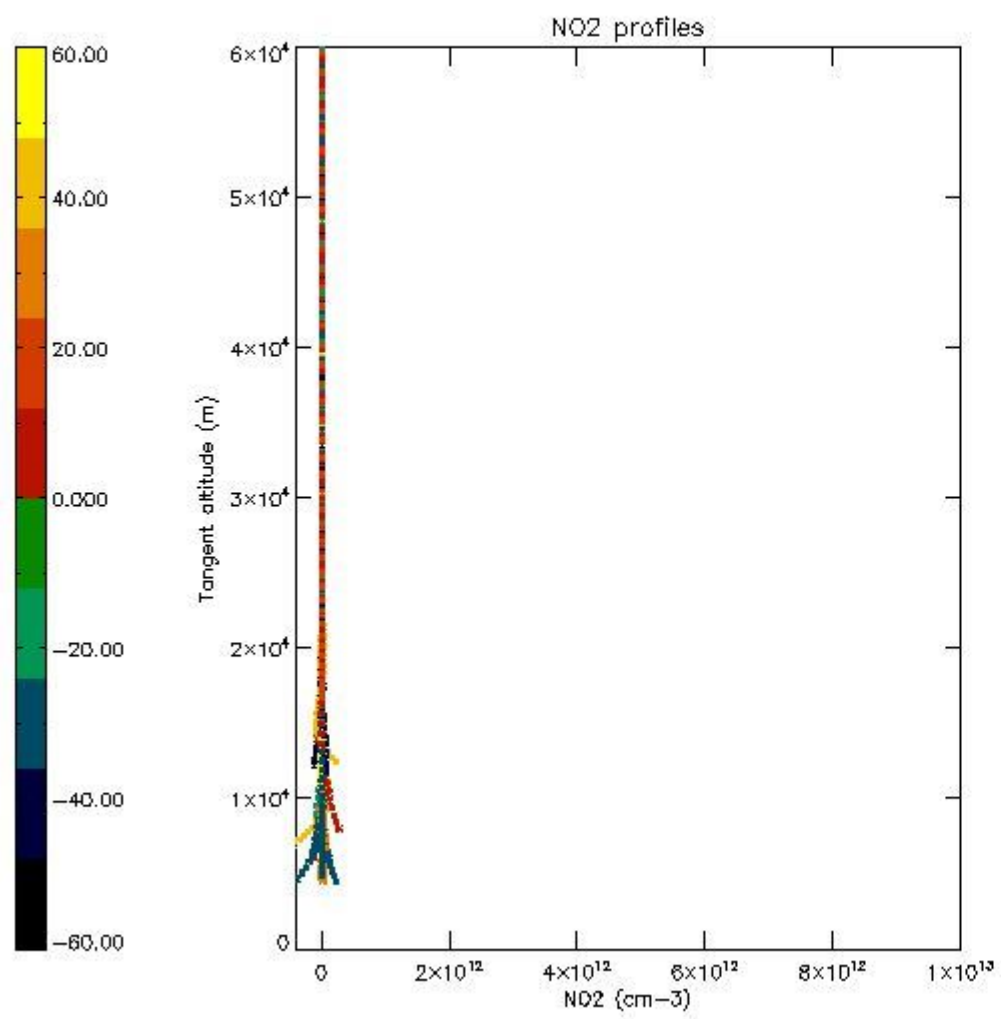
5.5 Plot ozone profiles where STD < 5% (dark without errors)

The colorbar represents the latitude.



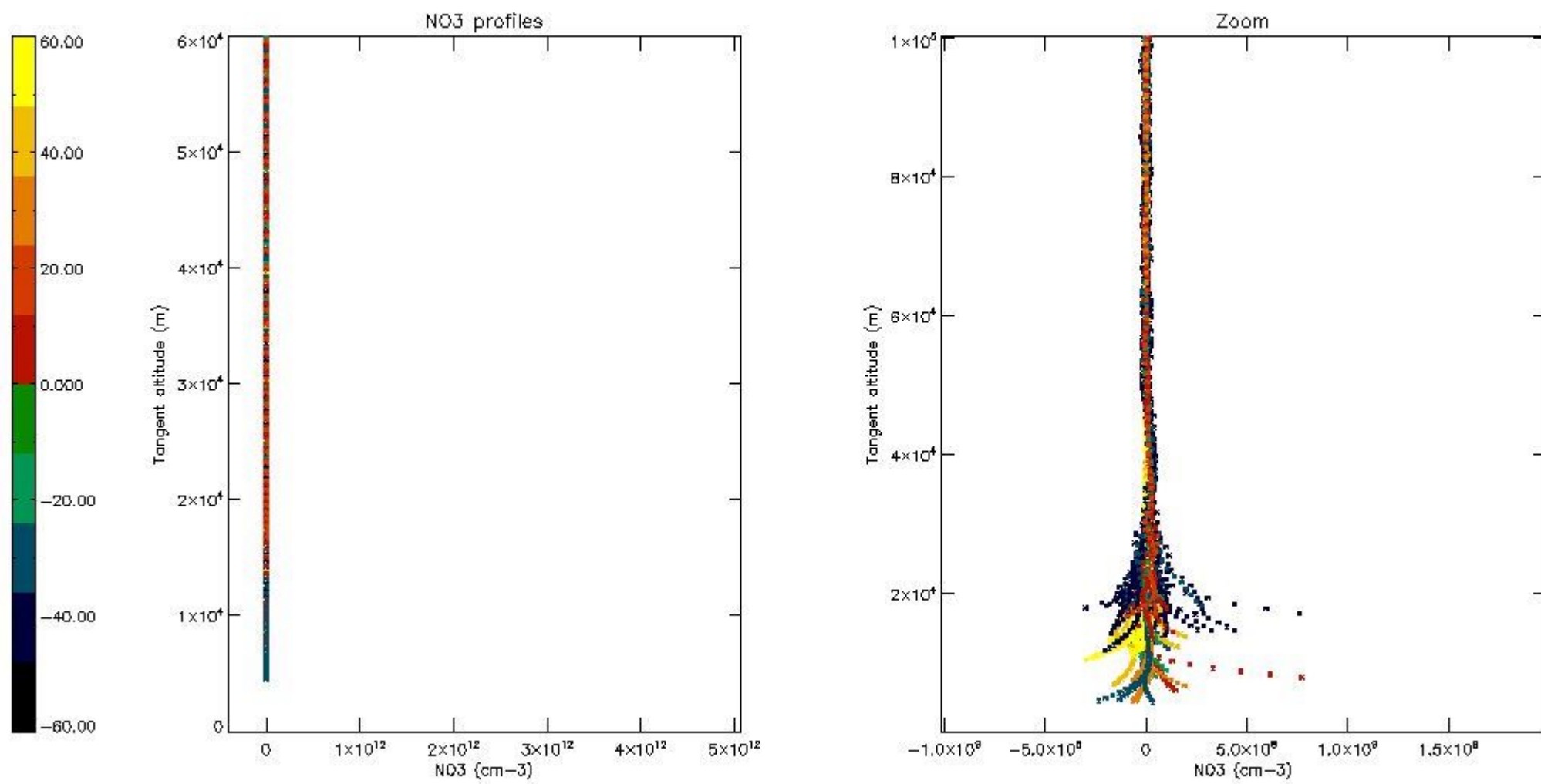
5.6 Plot NO₂ profiles for all STD (dark without errors)

The colorbar represents the latitude.



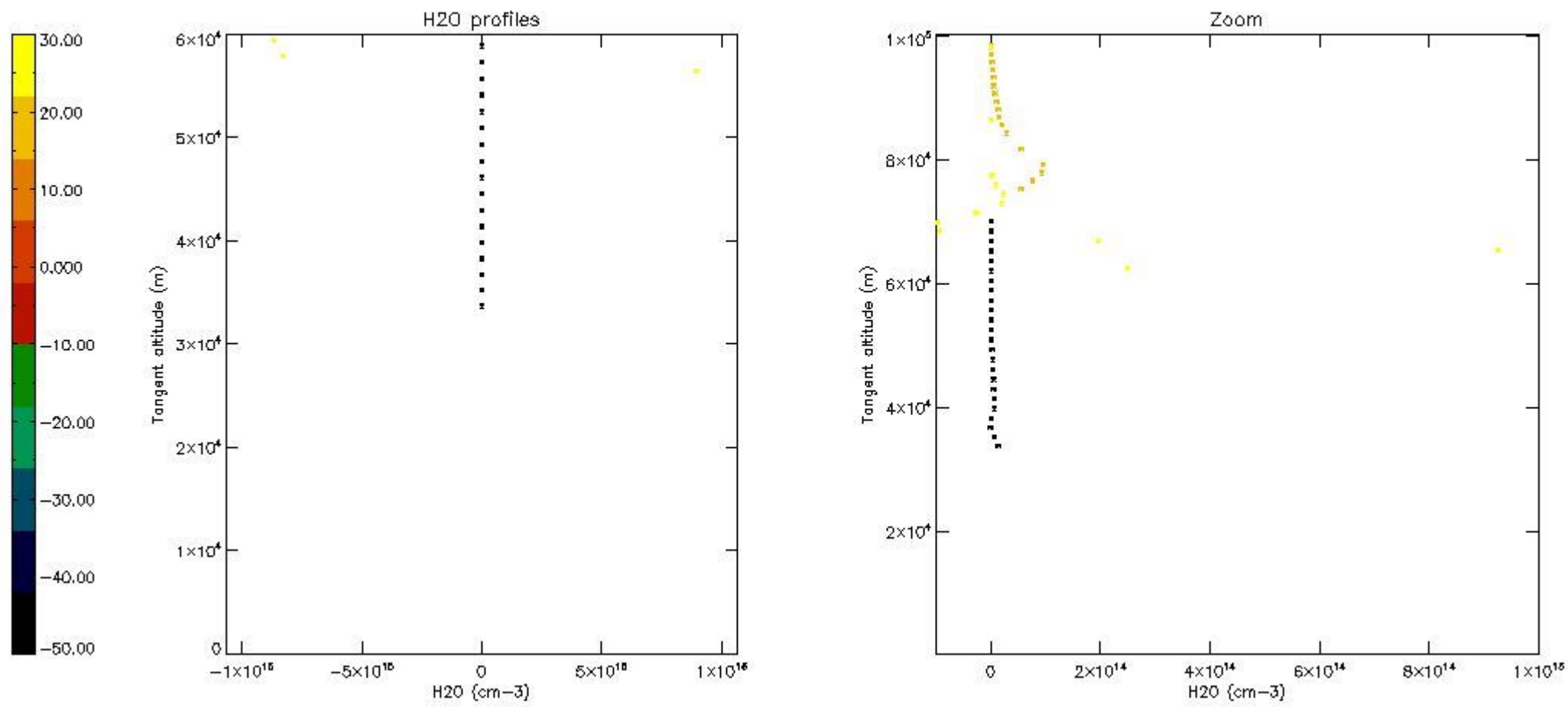
5.7 Plot NO3 profiles for all STD (dark without errors)

The colorbar represents the latitude.



5.8 Plot H₂O profiles for all STD (only for occultations of stars 1,2,3,4,13,14,16,26,63 dark without errors)

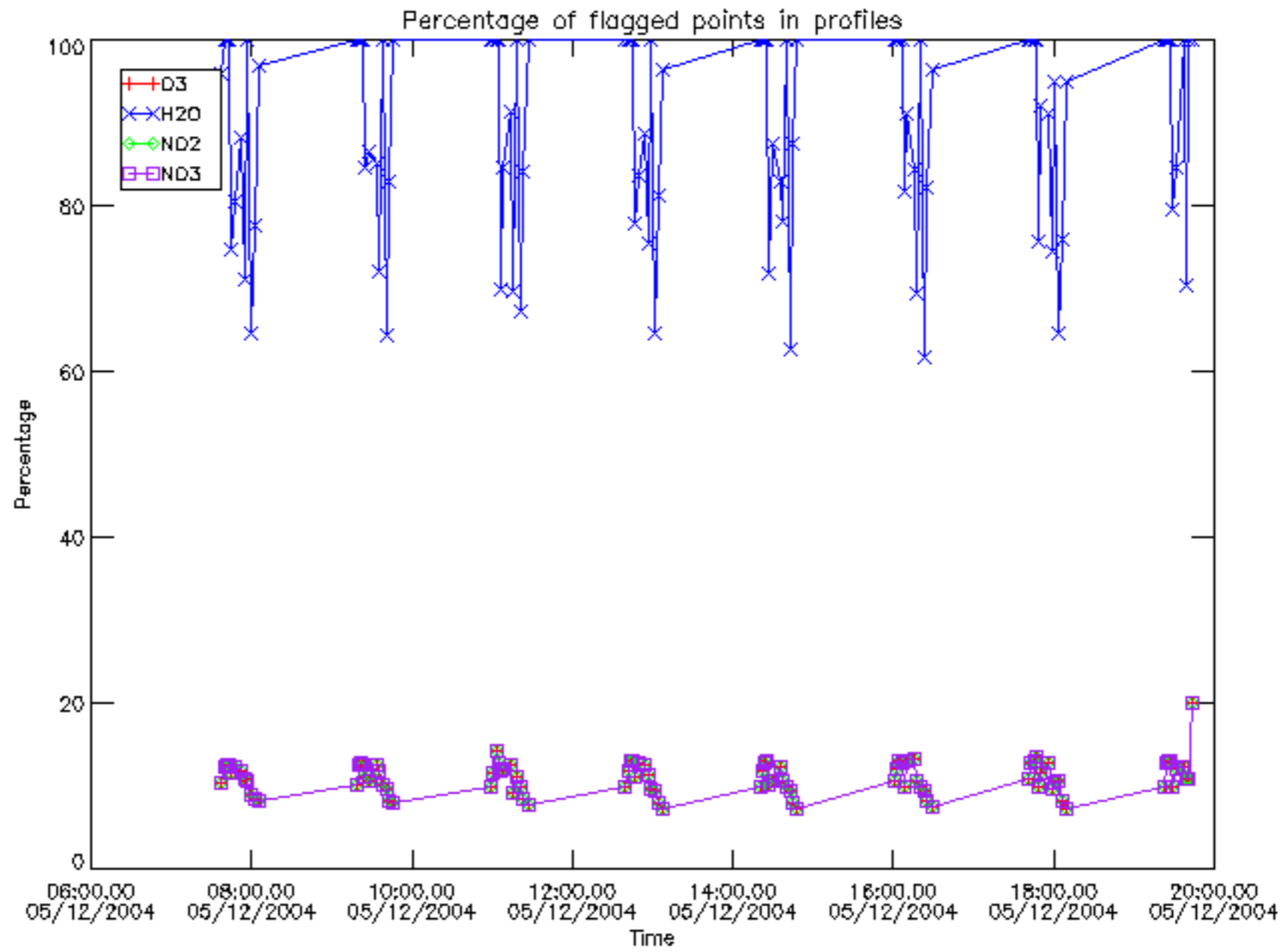
The colorbar represents the latitude.



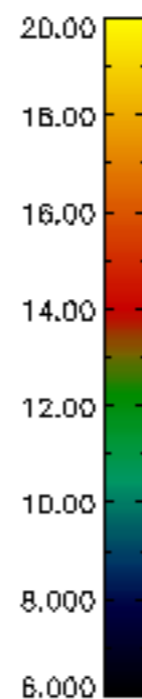
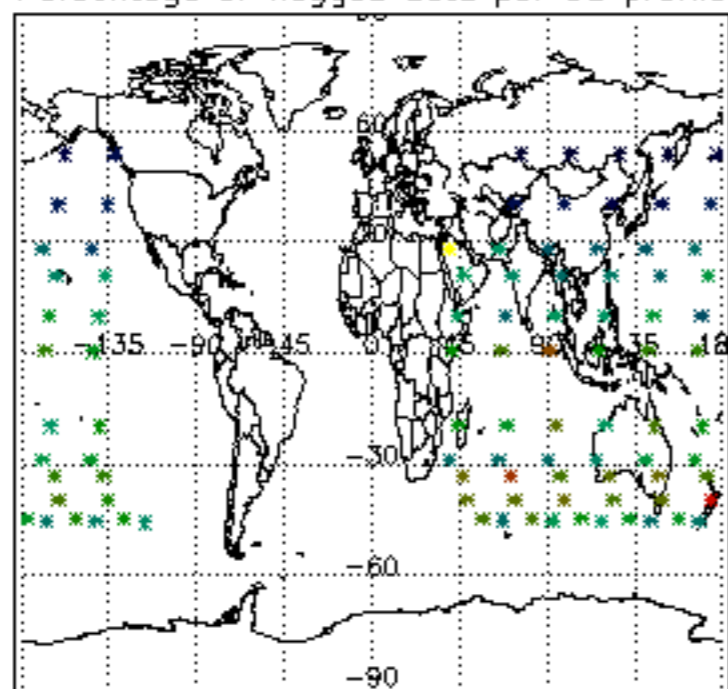
6. Auxiliary Data Files used for the production reported in section 2

The number reported in the third column indicates since which file (see list in section 2) the corresponding auxiliary file has been used. The fourth column is the date of those product files.

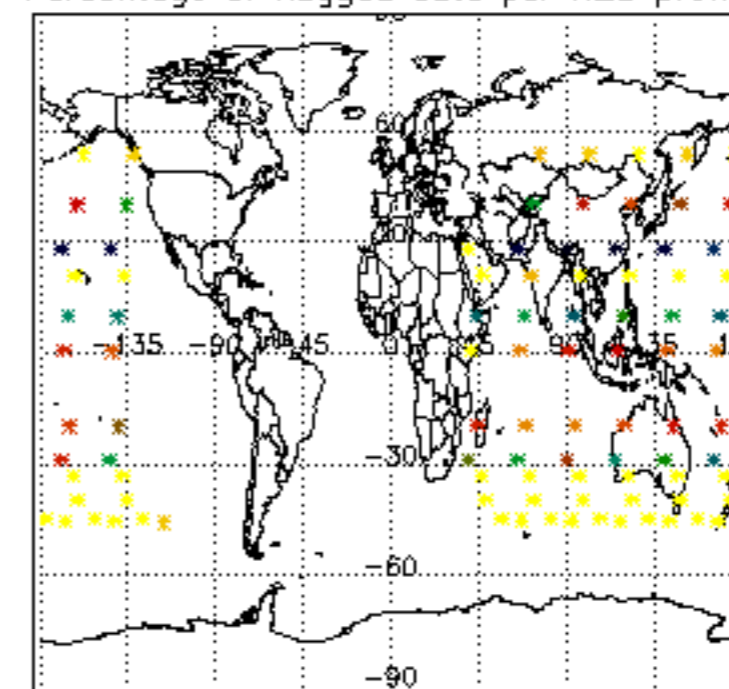
Type	Auxiliary Filename	Used since product	Used since product date
INST_PHYS_CHARACTERISTICS	GOM_INS_AXVIEC20091111_143220_20030716_120000_20500101_000000	1	05-DEC-2004 07:07:06
LEVEL-2_PROC_CONFIG	GOM_PR2_AXVIEC20091111_152718_20020301_000000_20500101_000000	1	05-DEC-2004 07:07:06
CROSS_SECTIONS_FILE	GOM_CRS_AXVIEC20091111_154832_20020301_000000_20500101_000000	1	05-DEC-2004 07:07:06



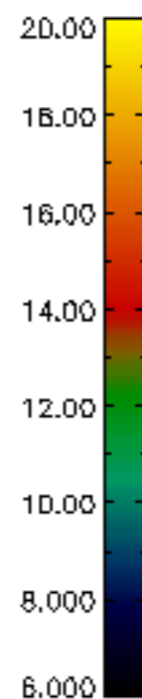
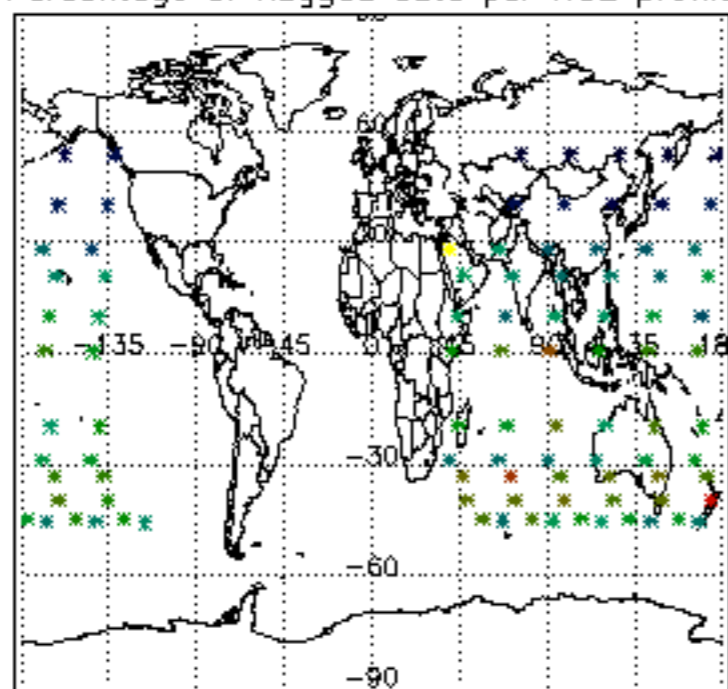
Percentage of flagged data per D3 profile



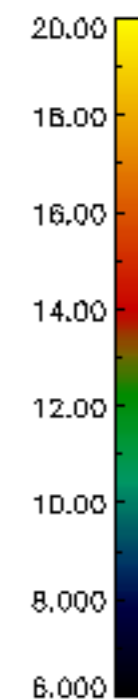
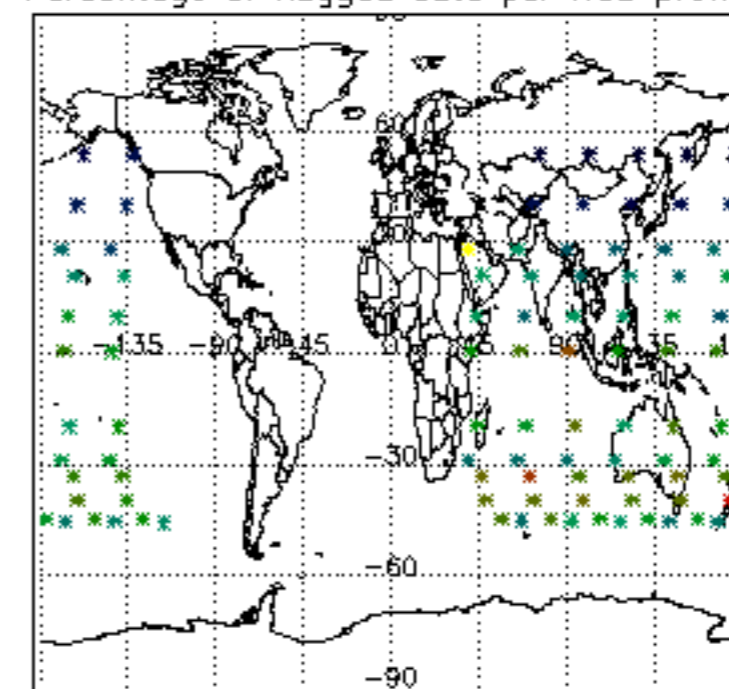
Percentage of flagged data per H2O profile

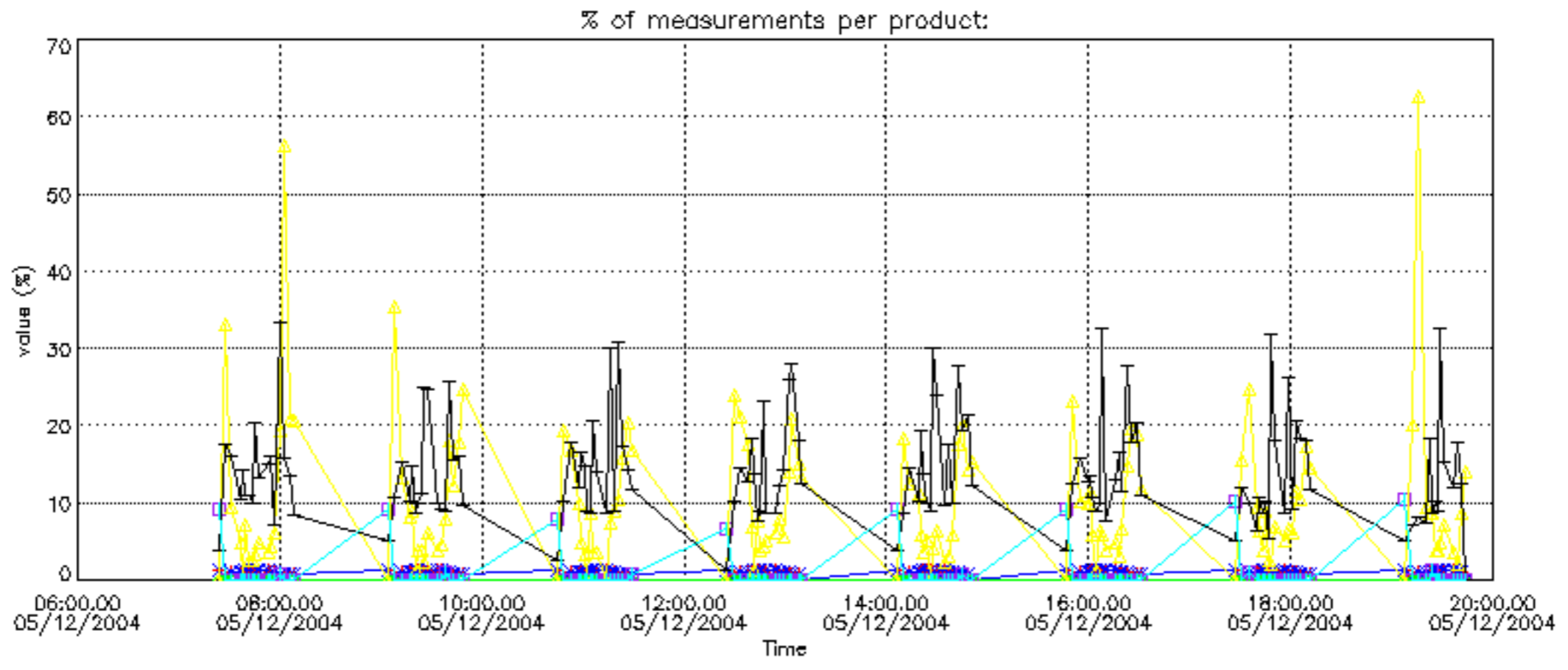


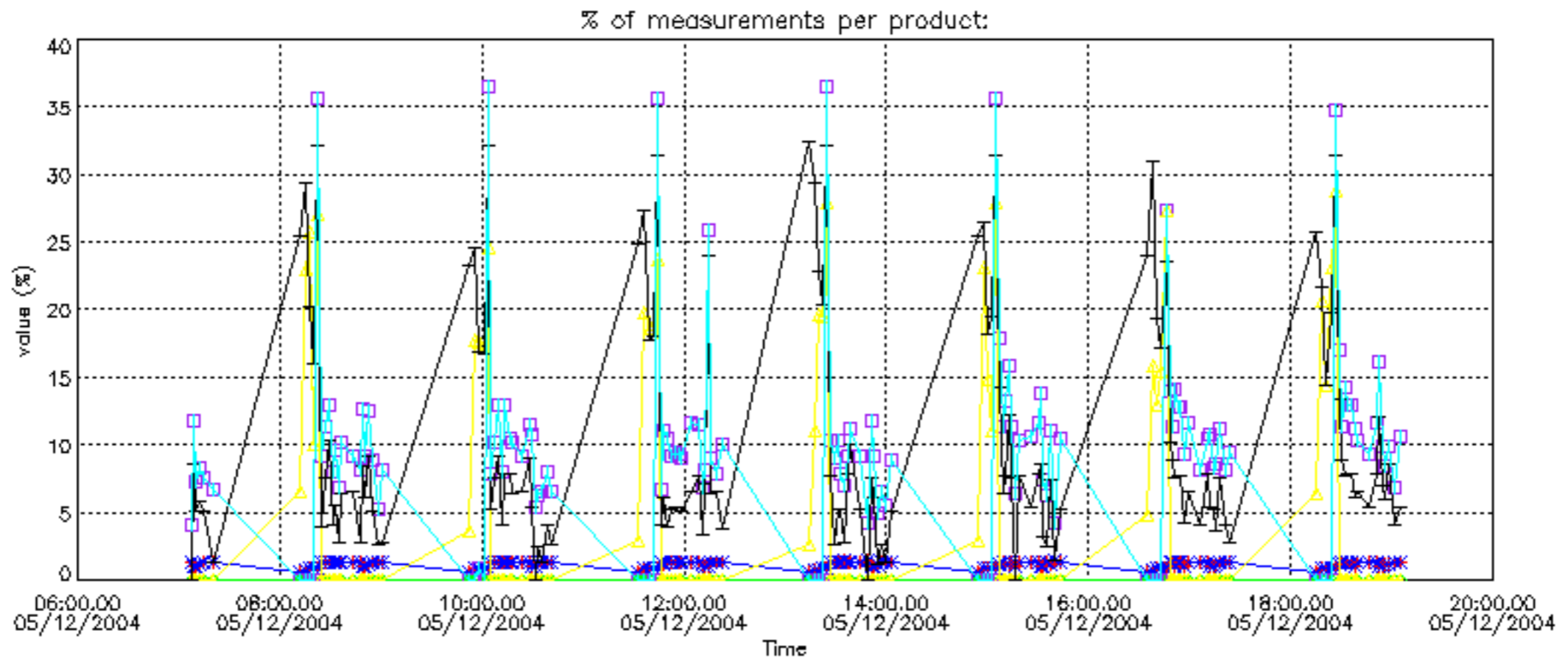
Percentage of flagged data per NO2 profile



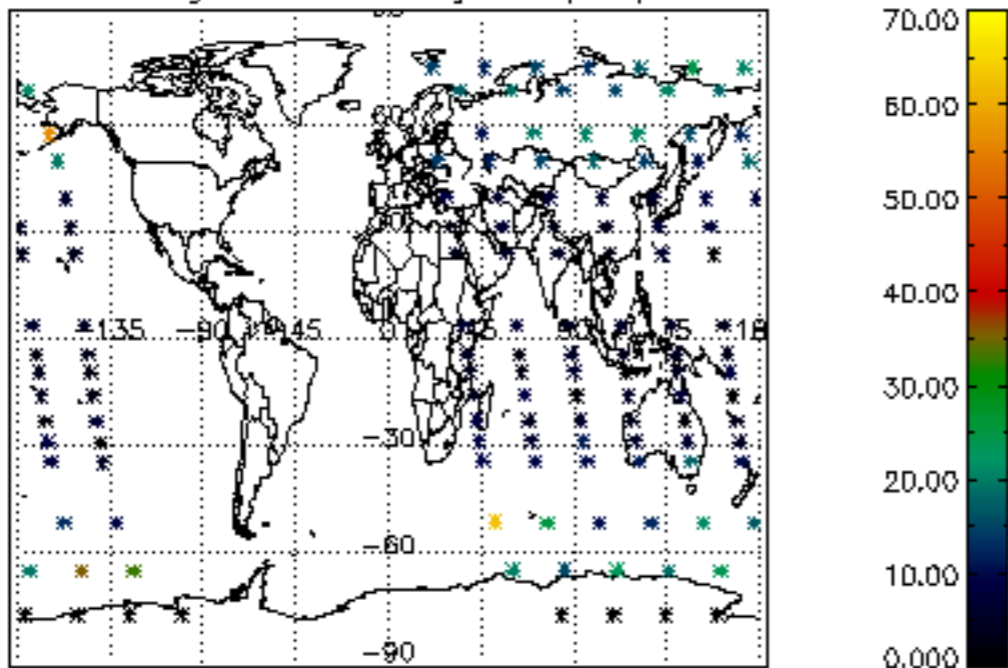
Percentage of flagged data per NO3 profile



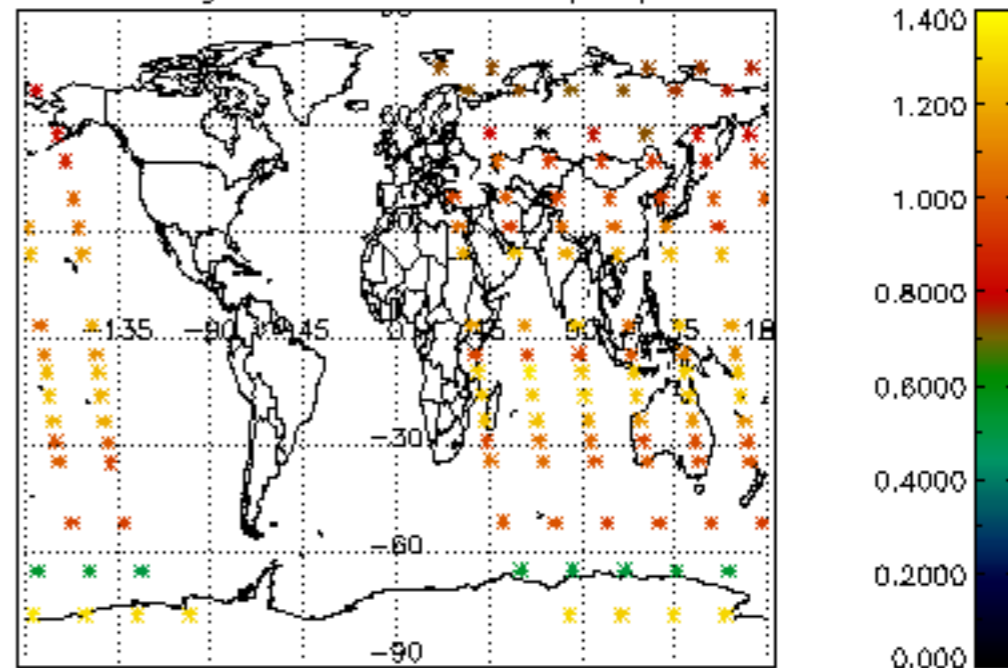




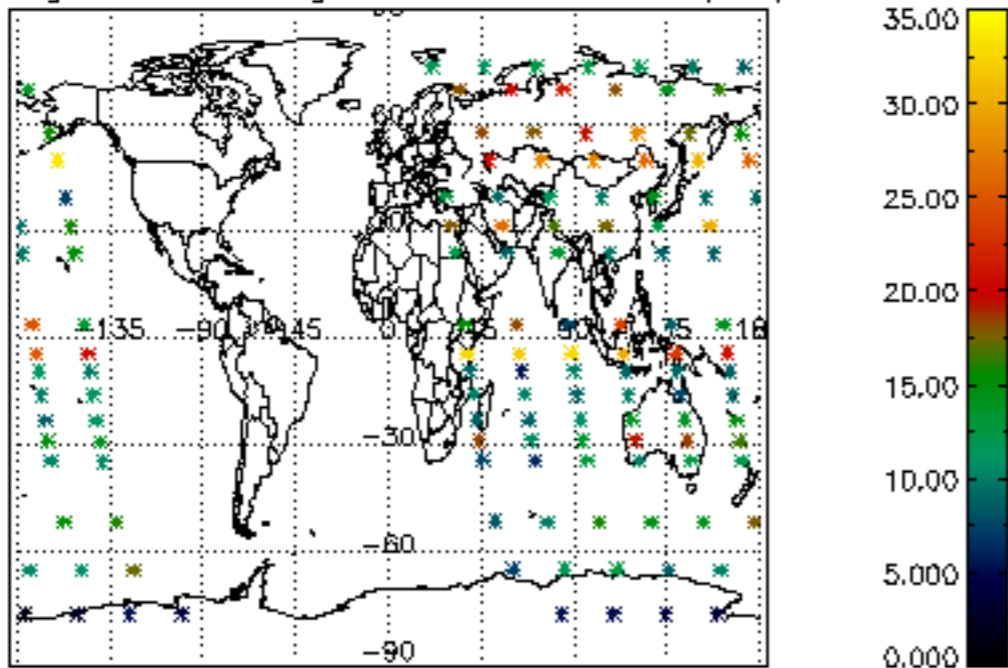
Percentage of cosmic ray hits per profile



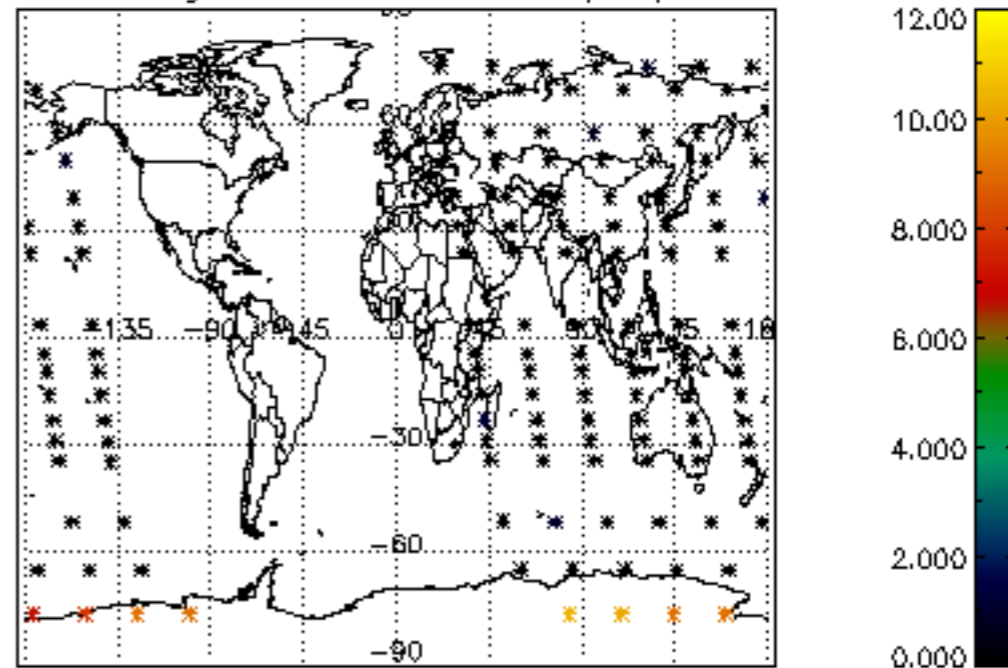
Percentage of datation errors per profile



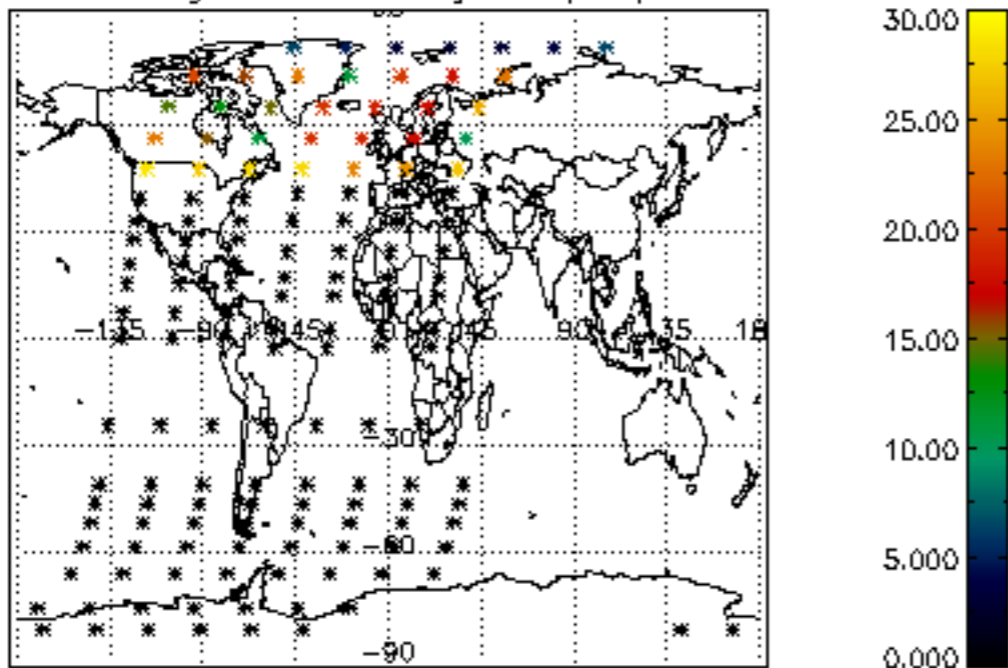
Percentage of star falling outside central band per profile



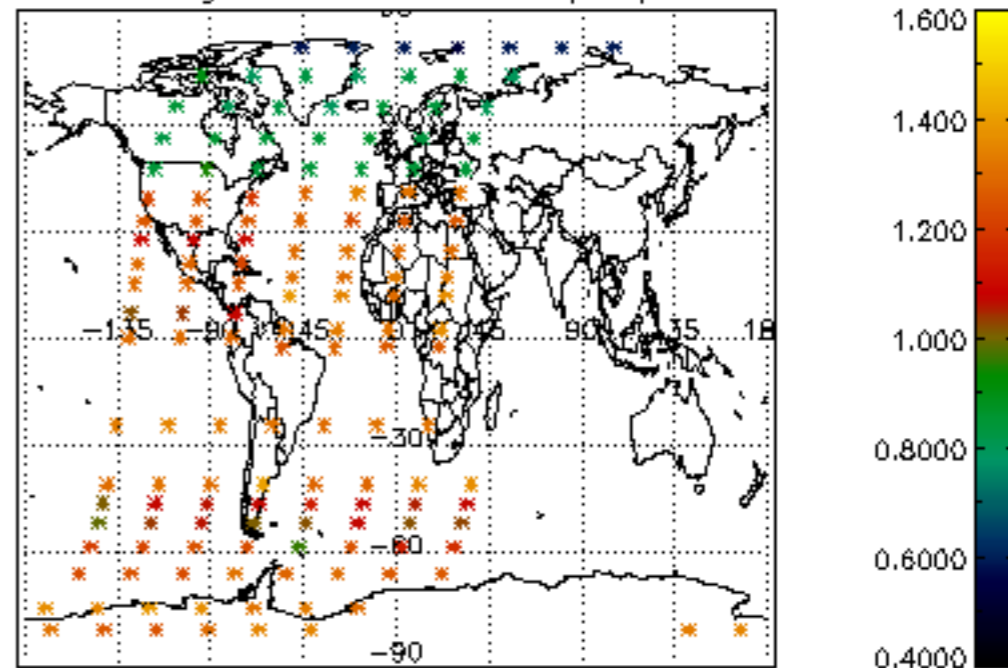
Percentage of saturation errors per profile



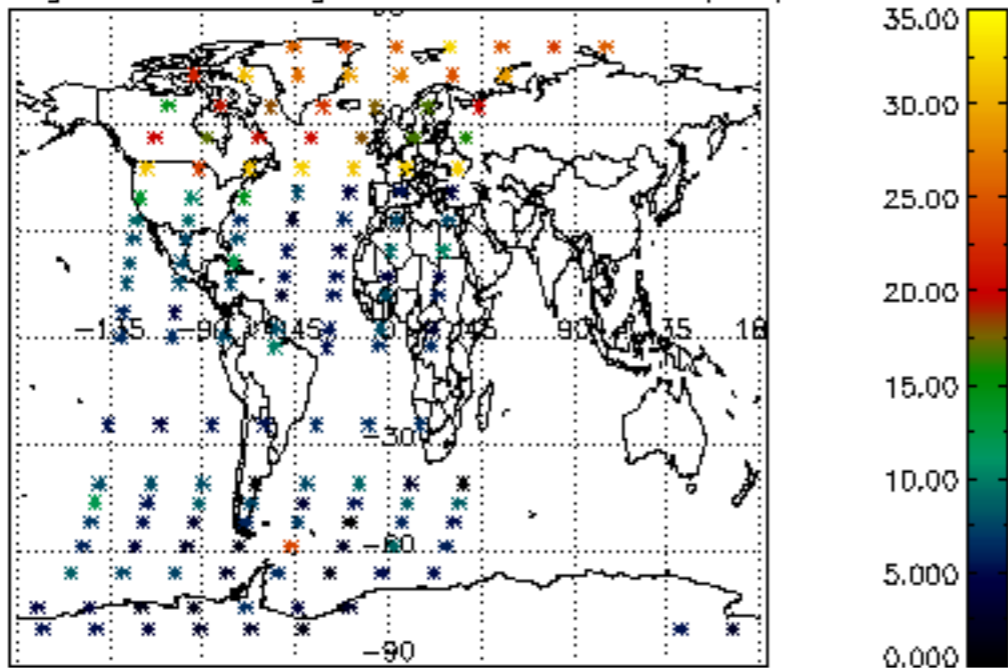
Percentage of cosmic ray hits per profile



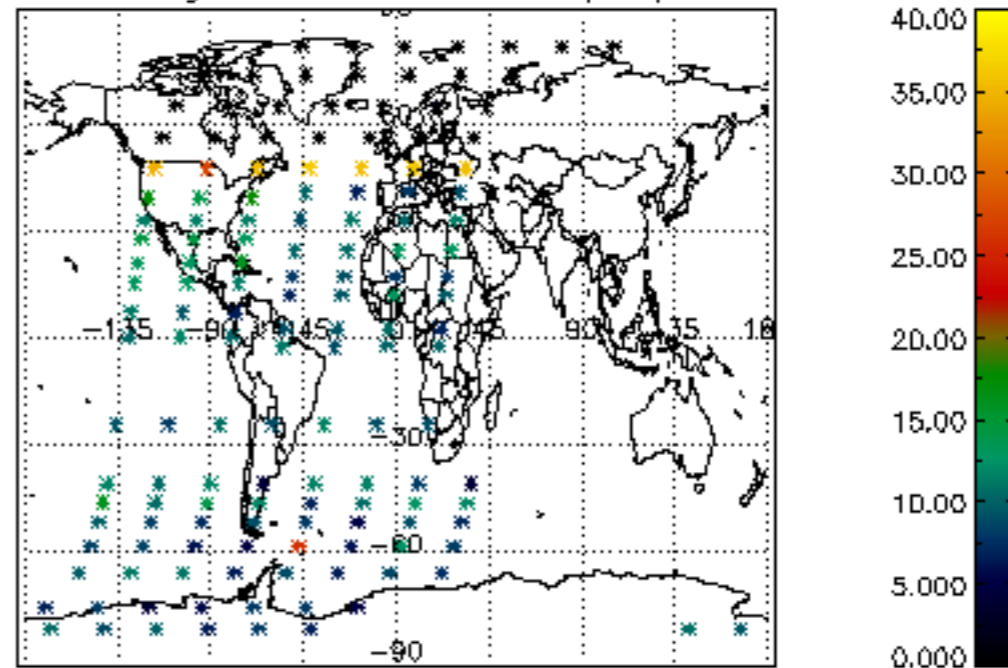
Percentage of datation errors per profile

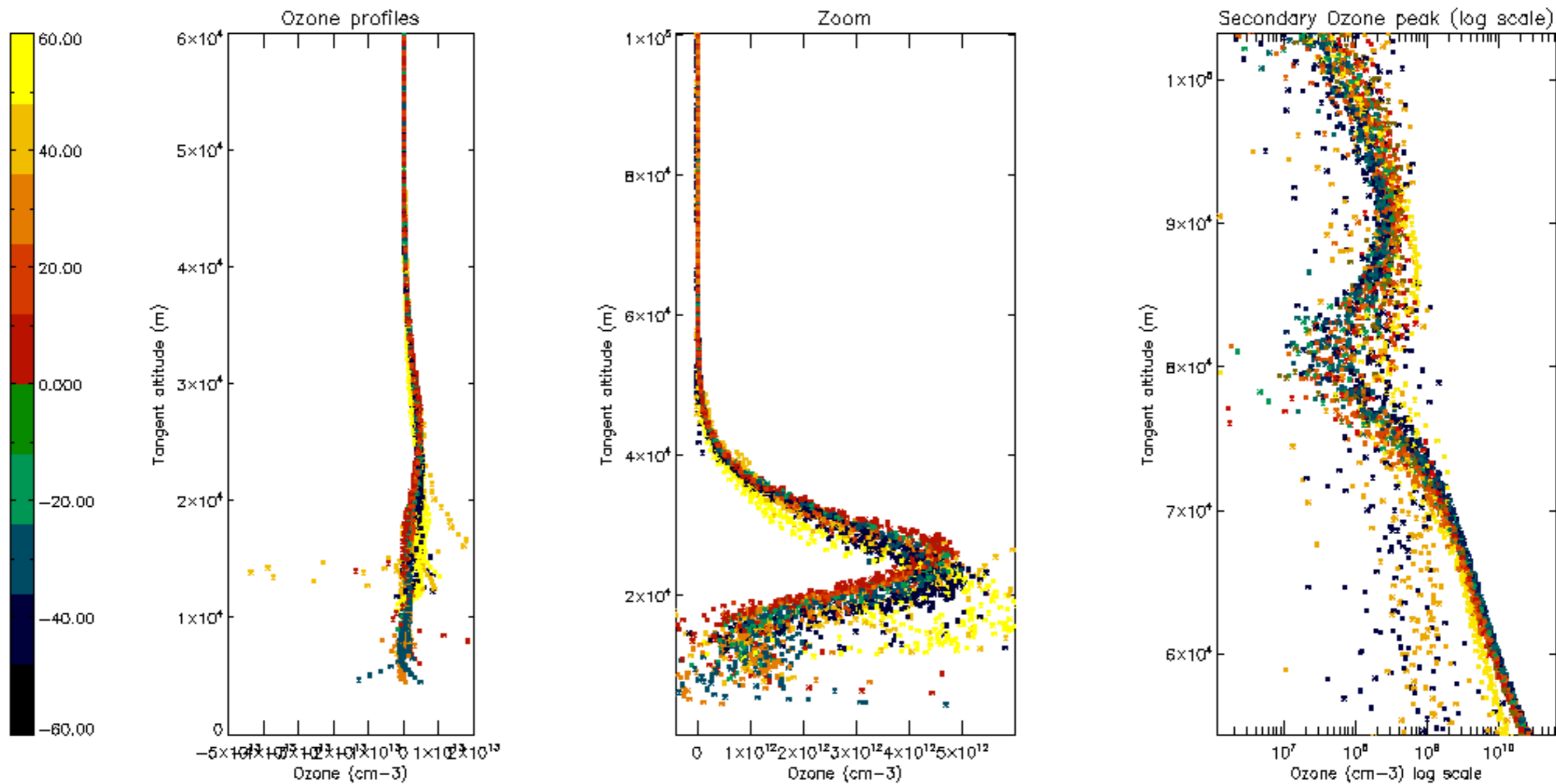


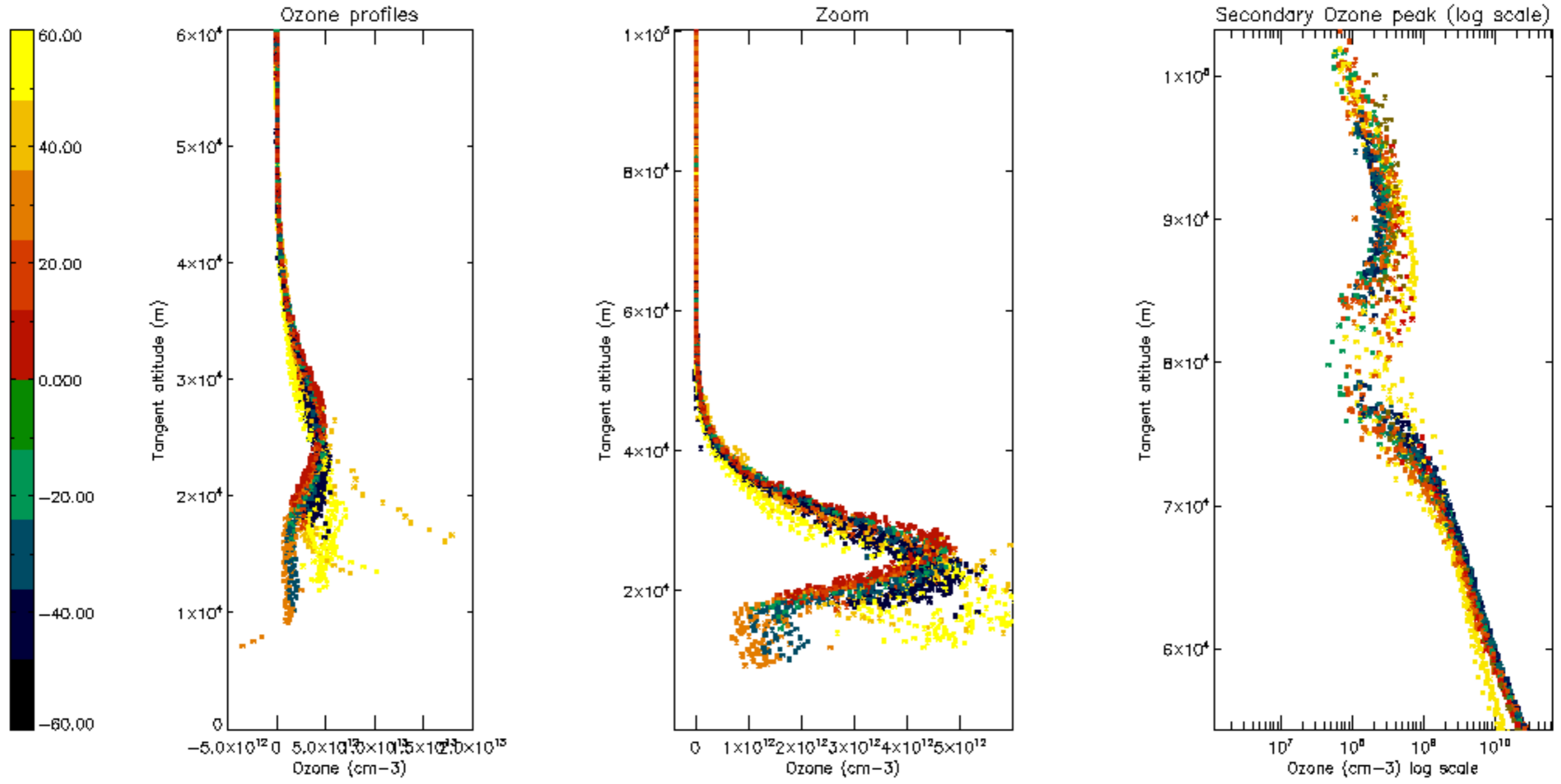
Percentage of star falling outside central band per profile

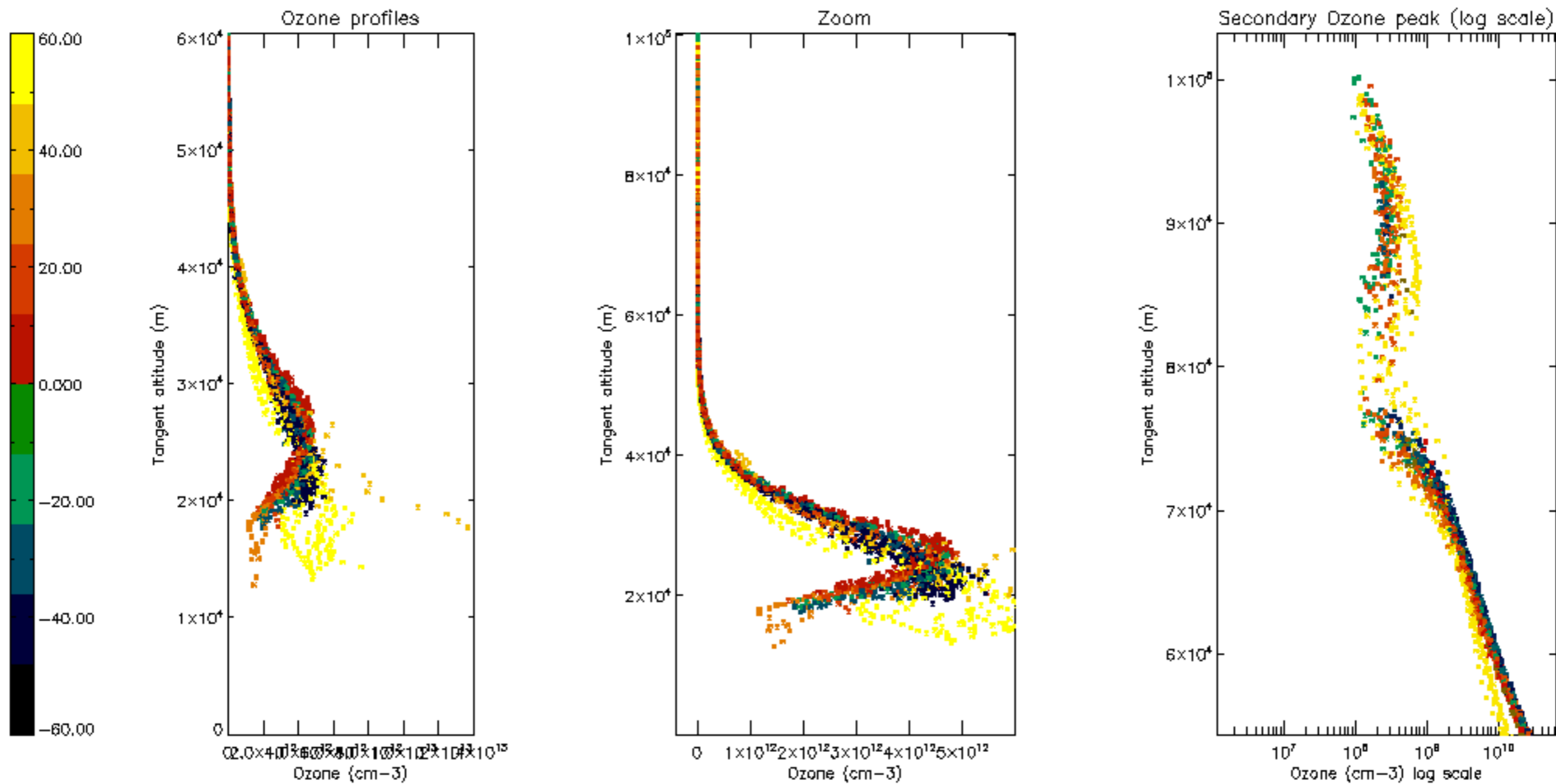


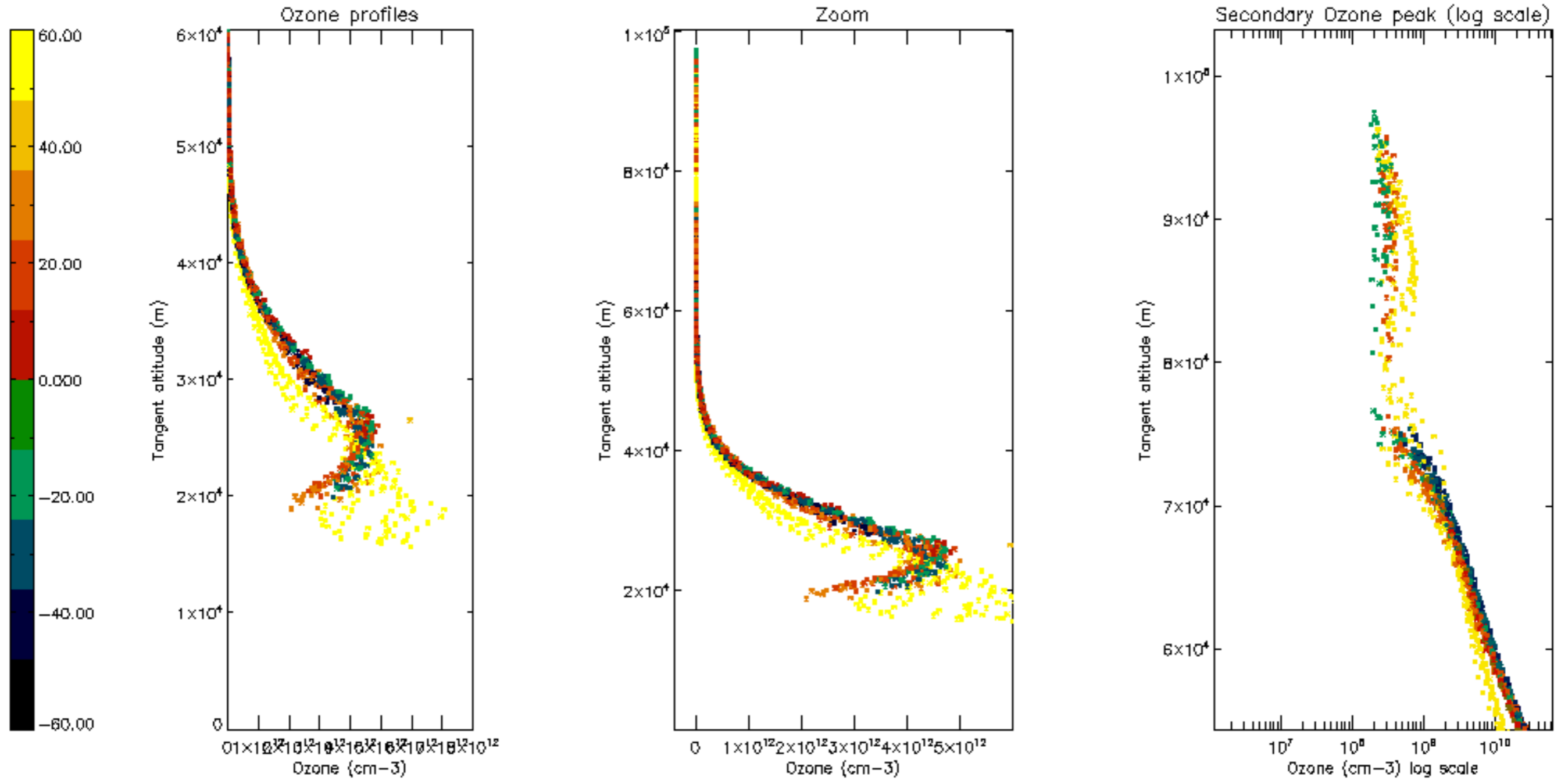
Percentage of saturation errors per profile

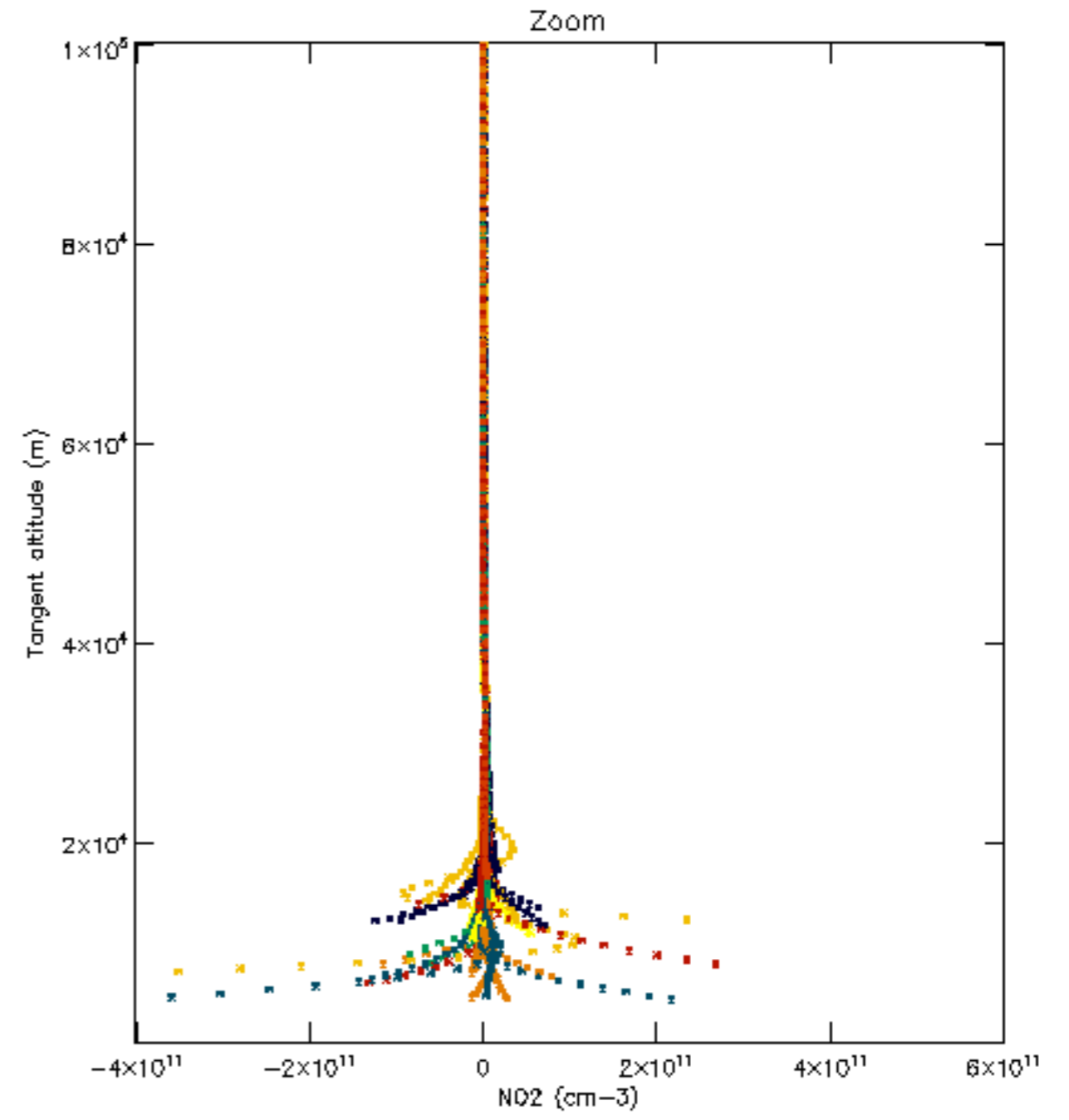
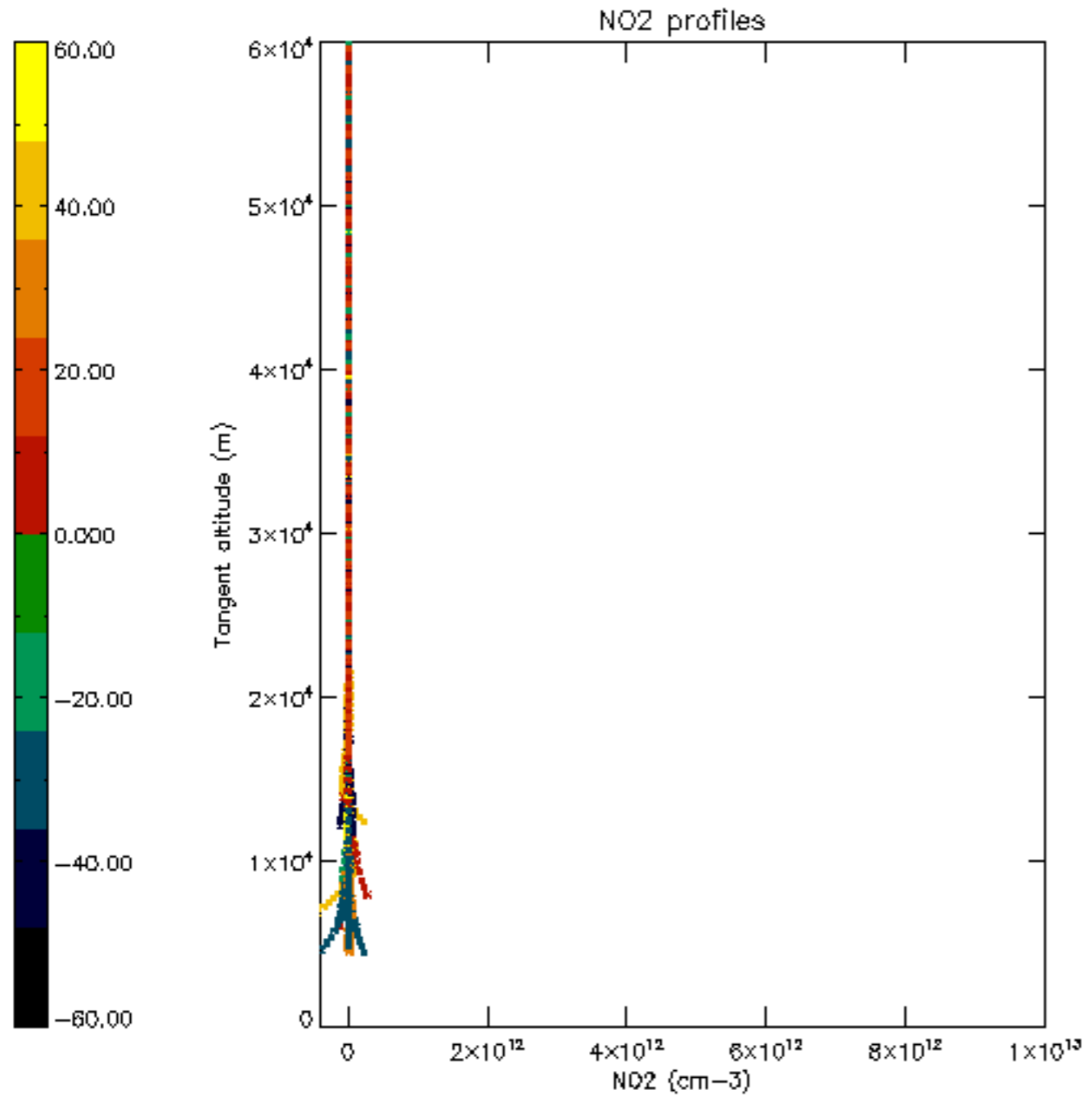


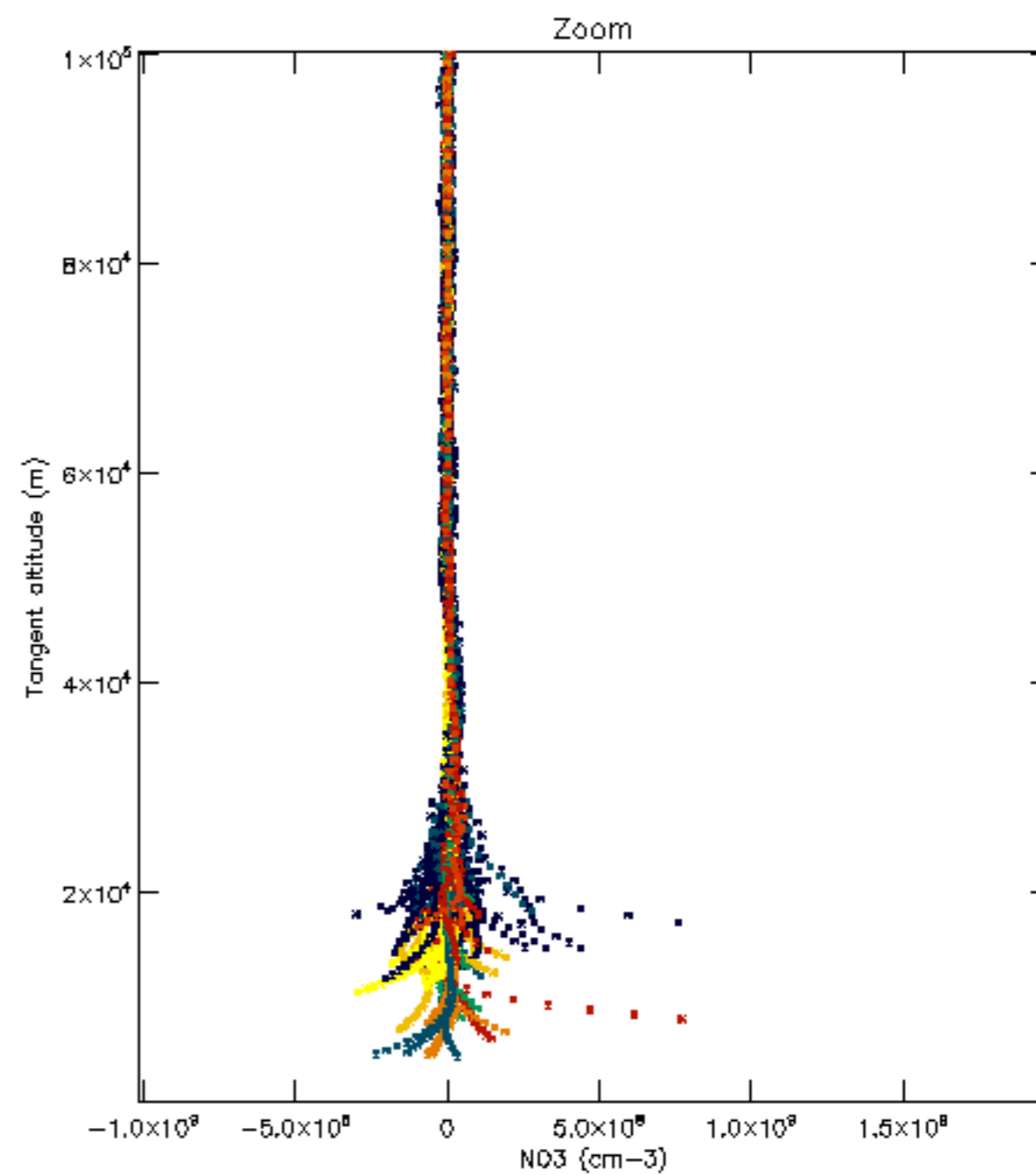
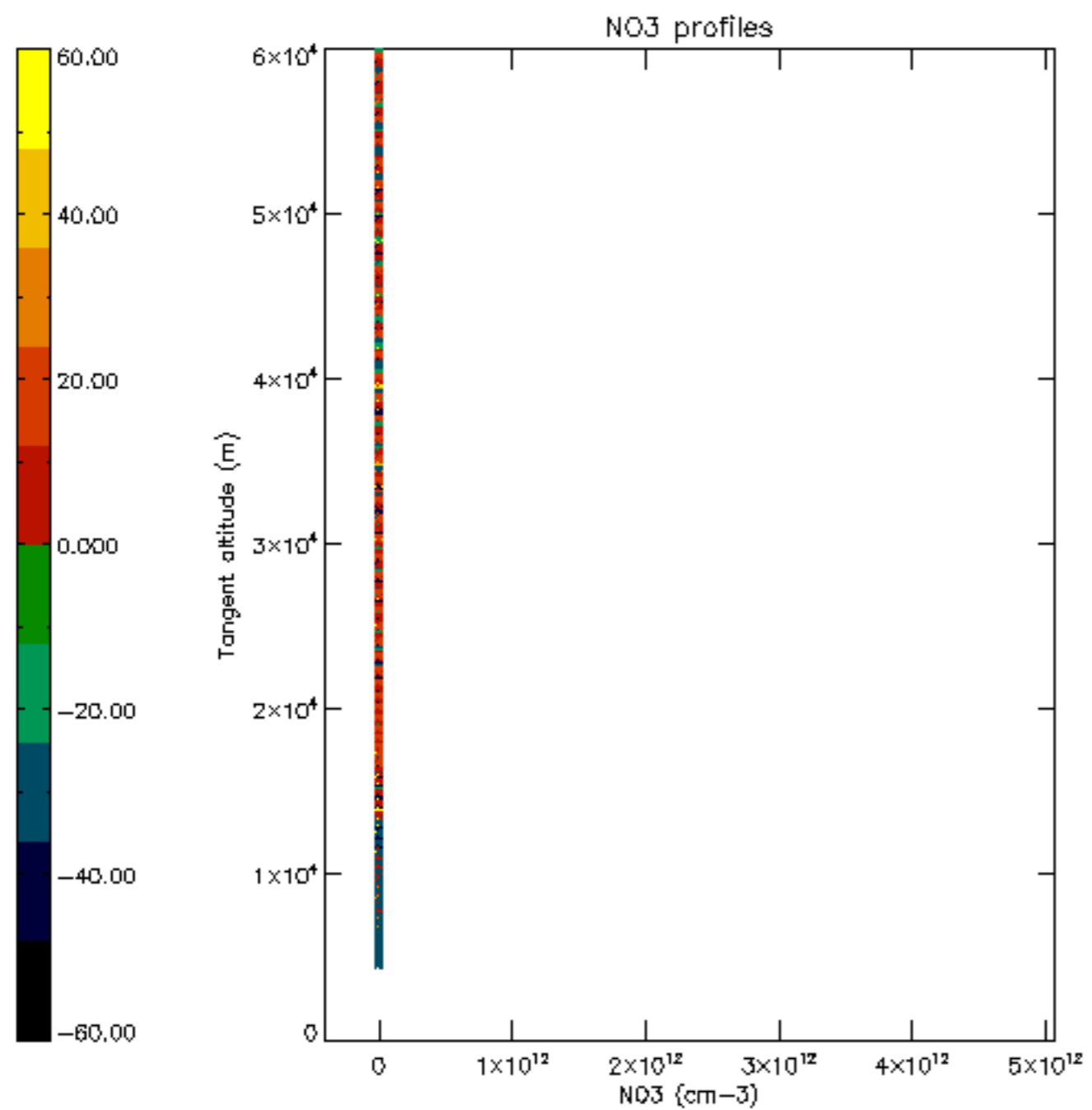


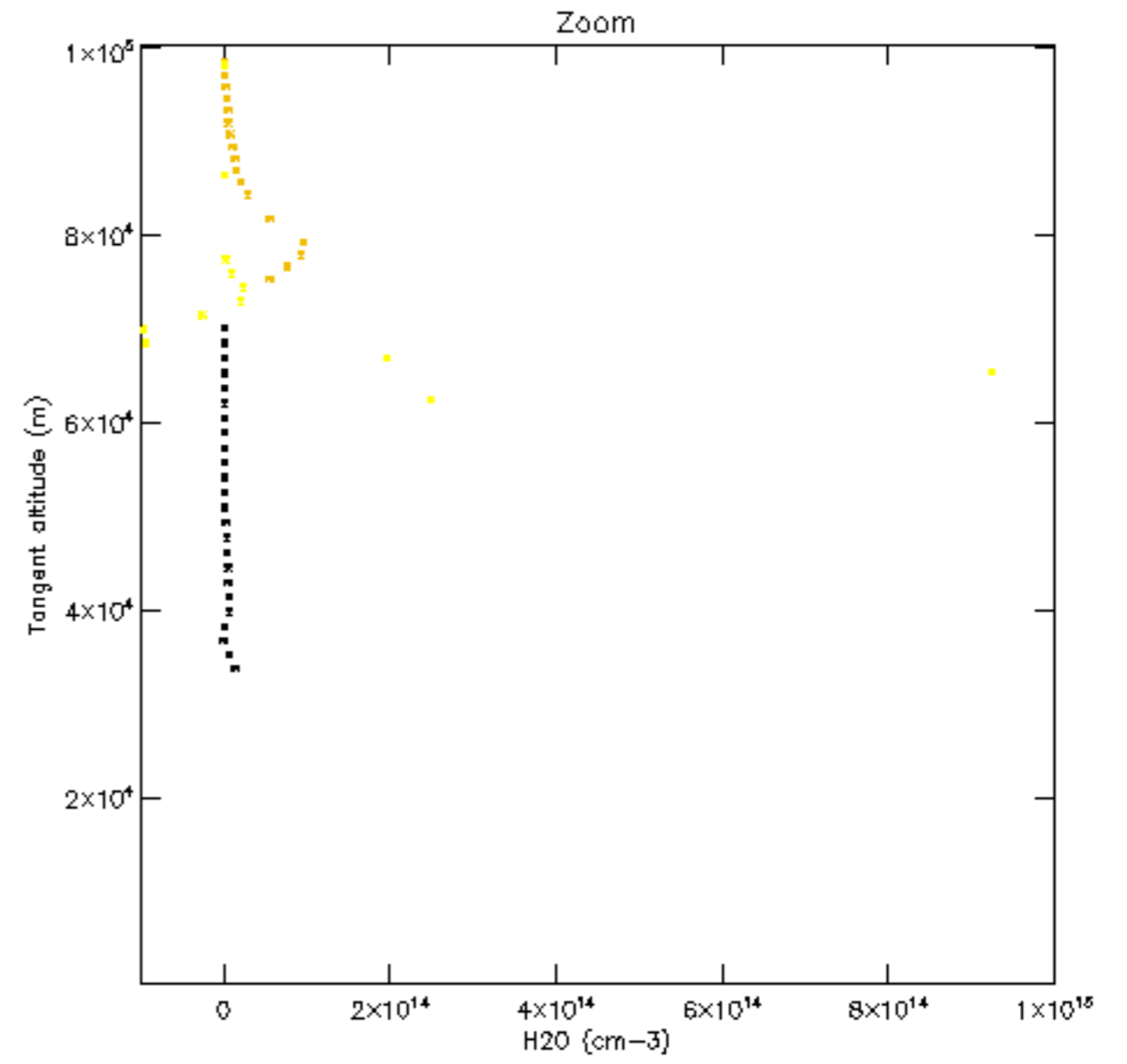
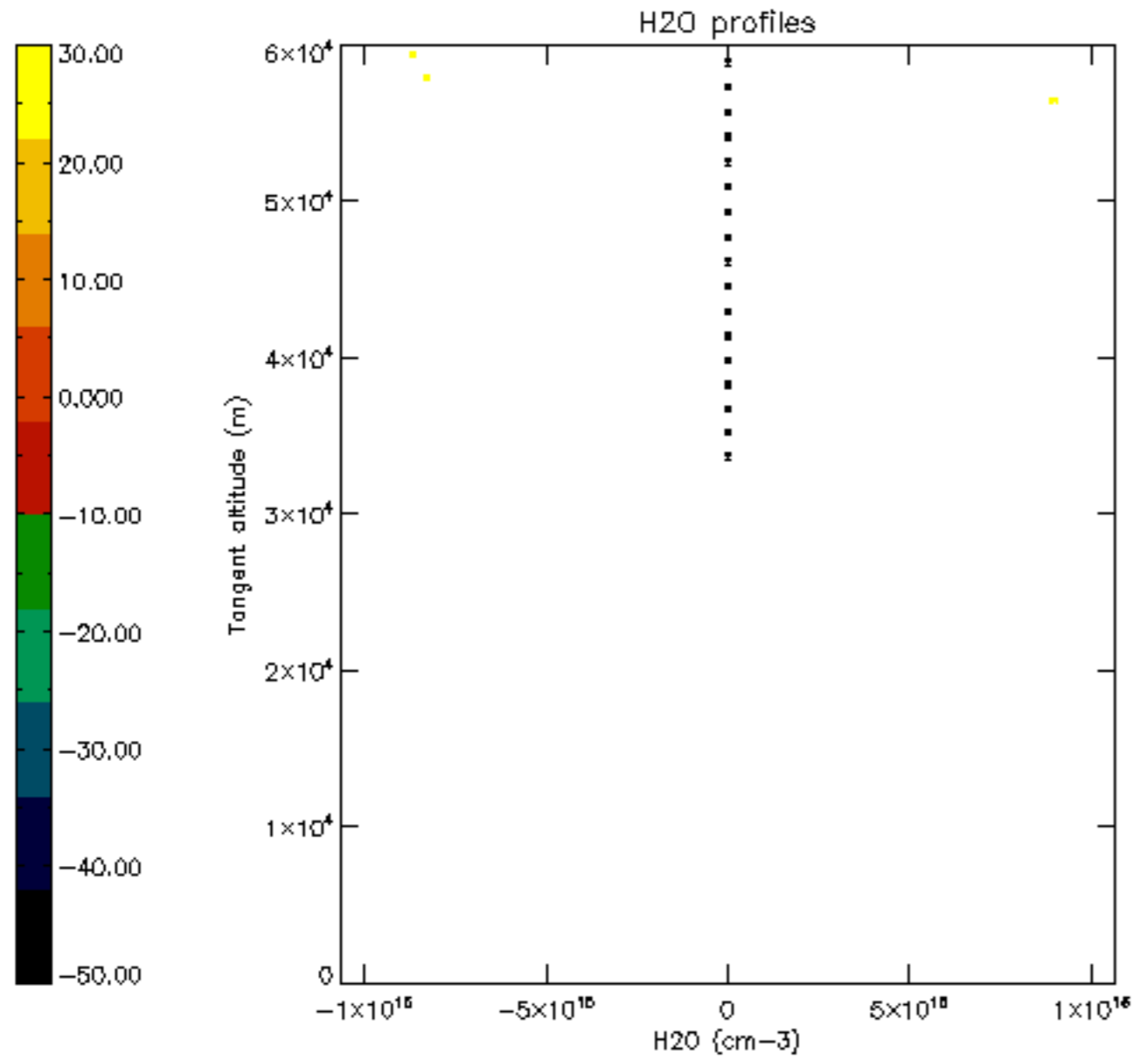


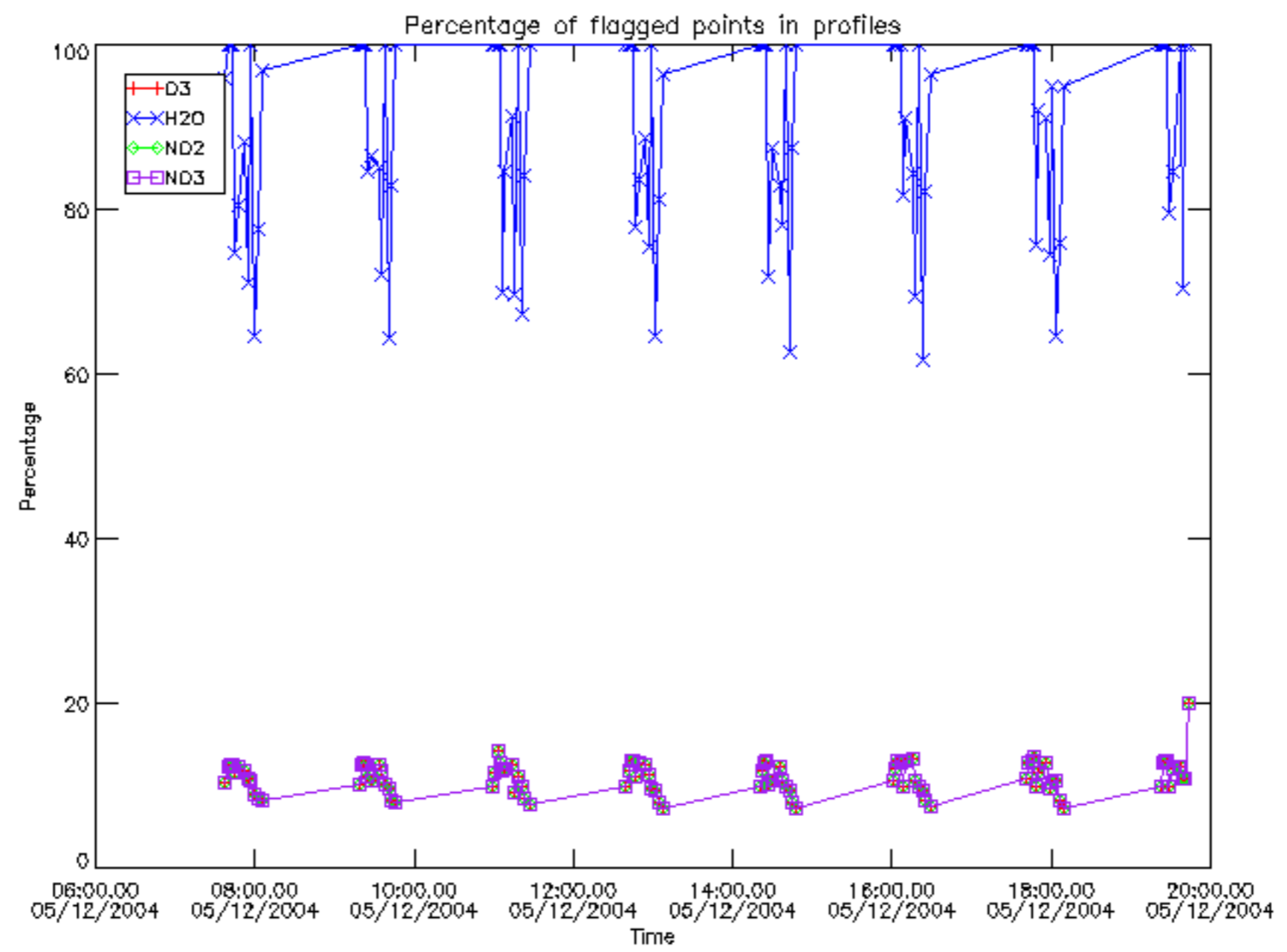




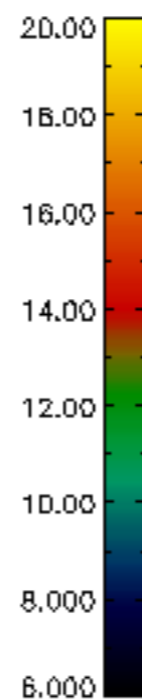
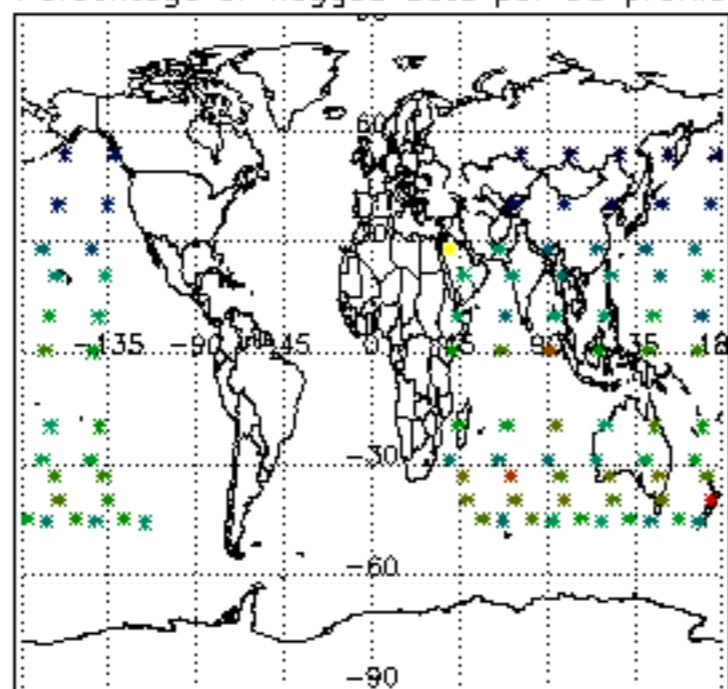




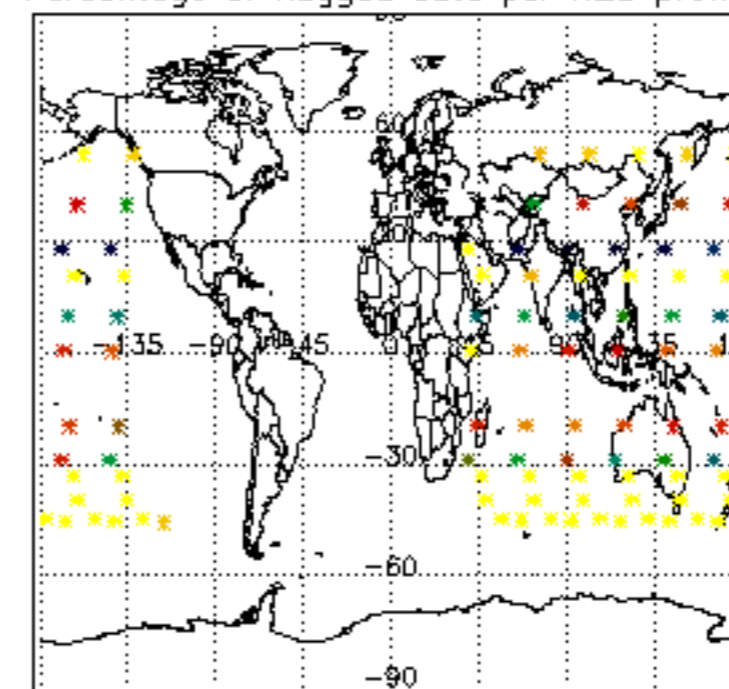




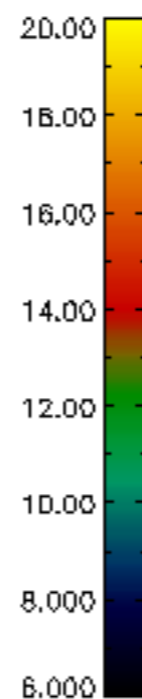
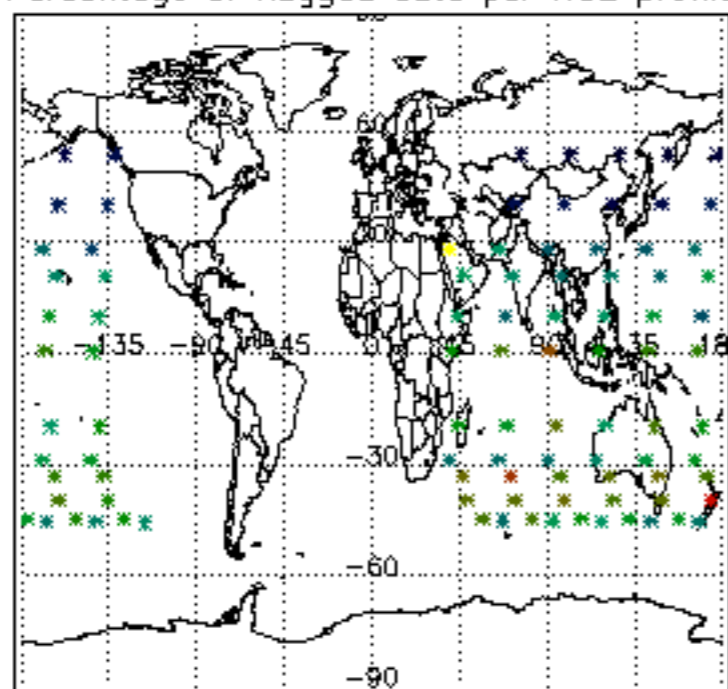
Percentage of flagged data per D3 profile



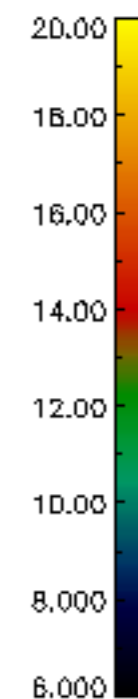
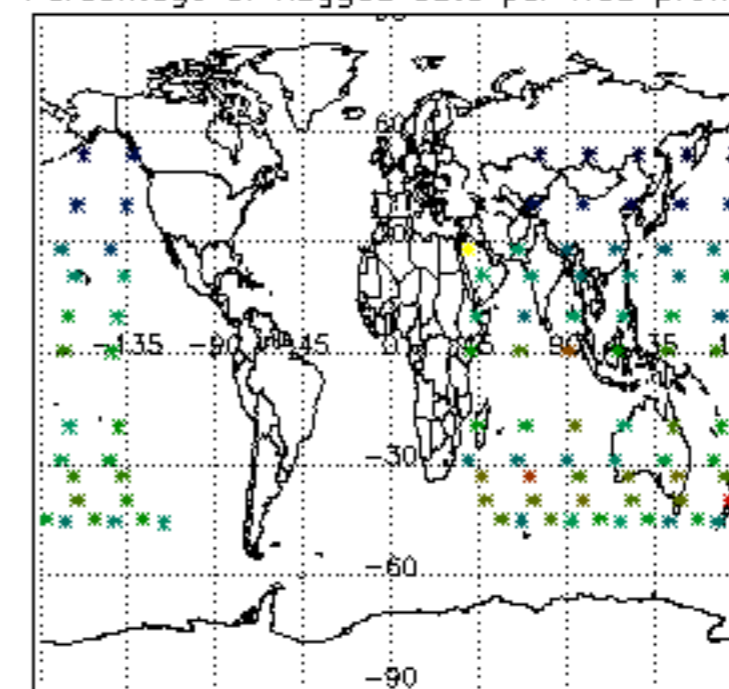
Percentage of flagged data per H2O profile

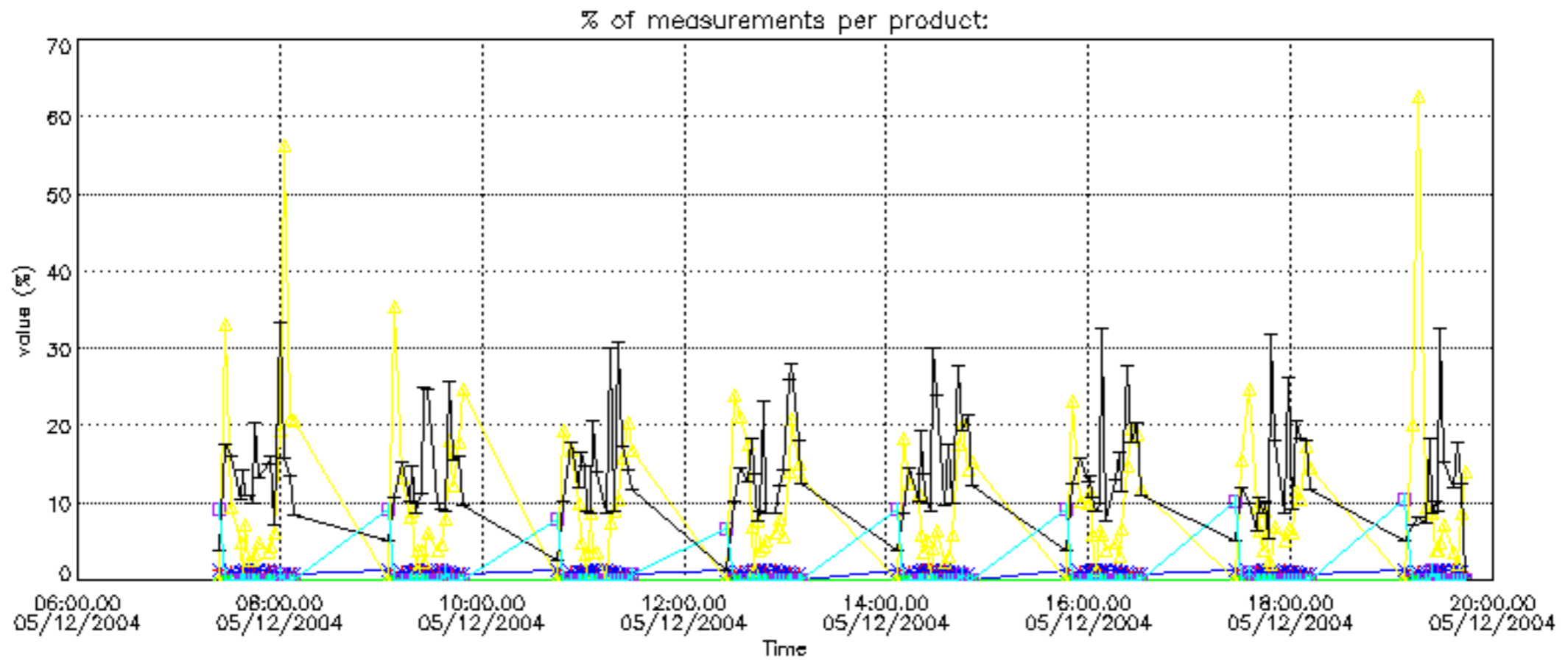


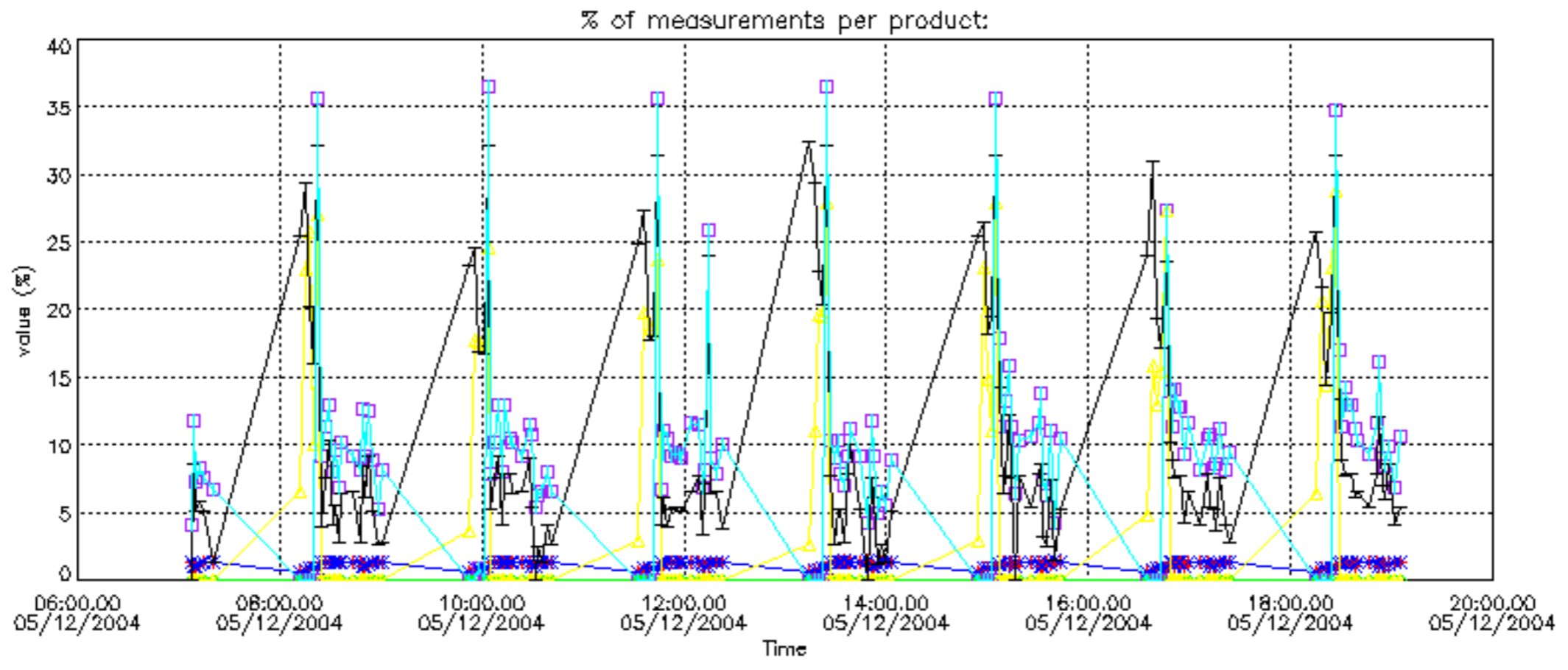
Percentage of flagged data per NO2 profile



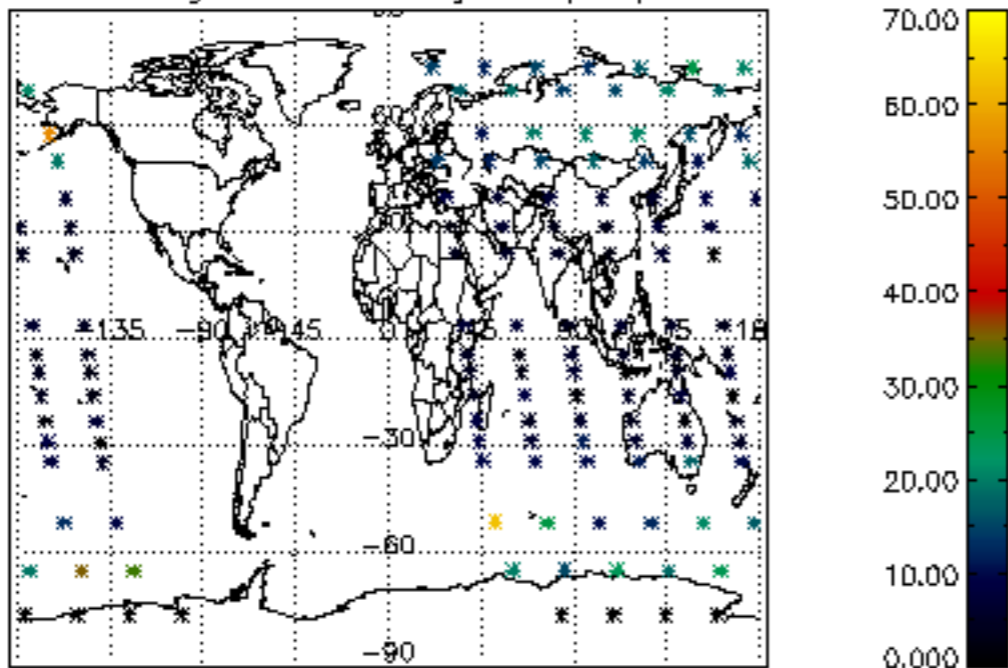
Percentage of flagged data per NO3 profile



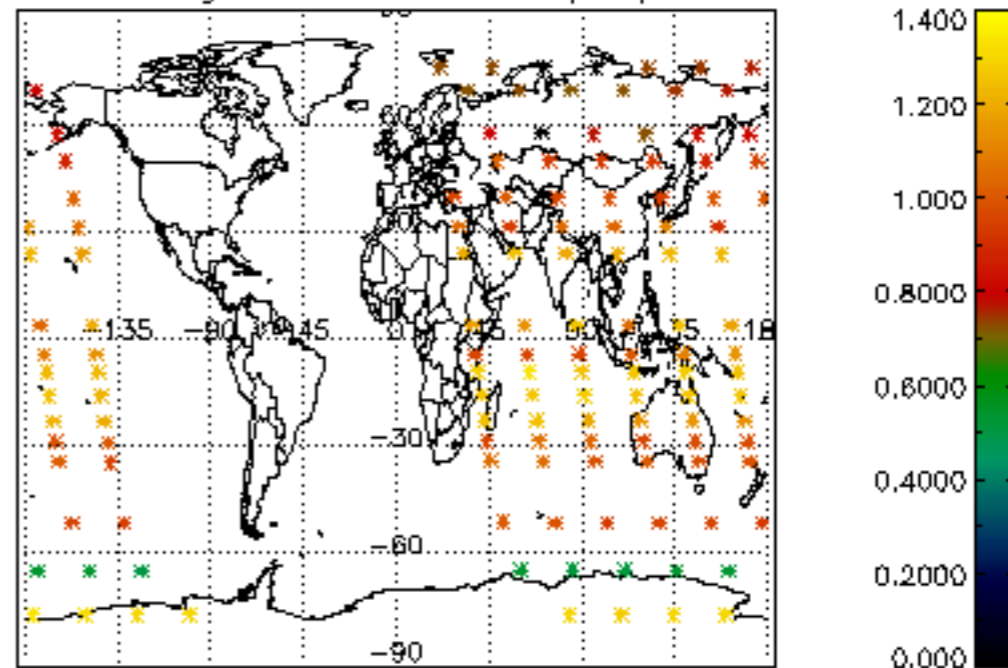




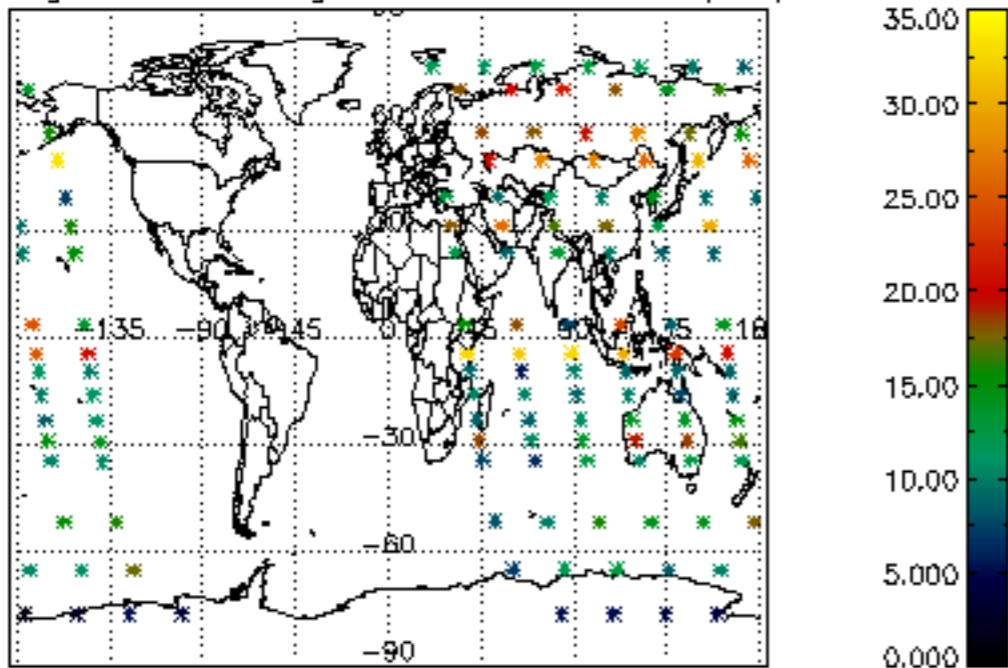
Percentage of cosmic ray hits per profile



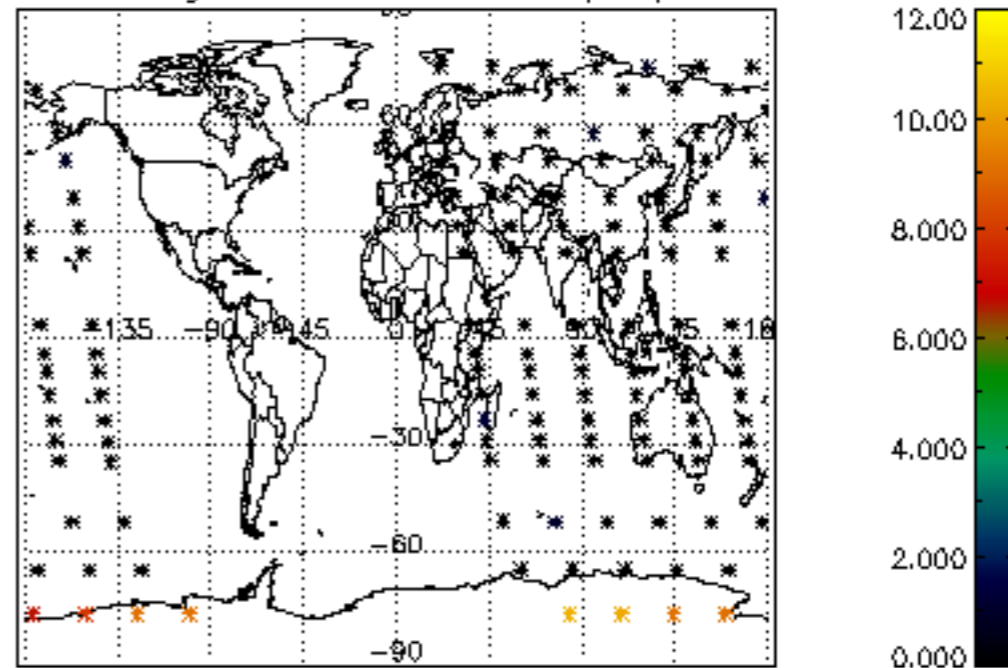
Percentage of datation errors per profile



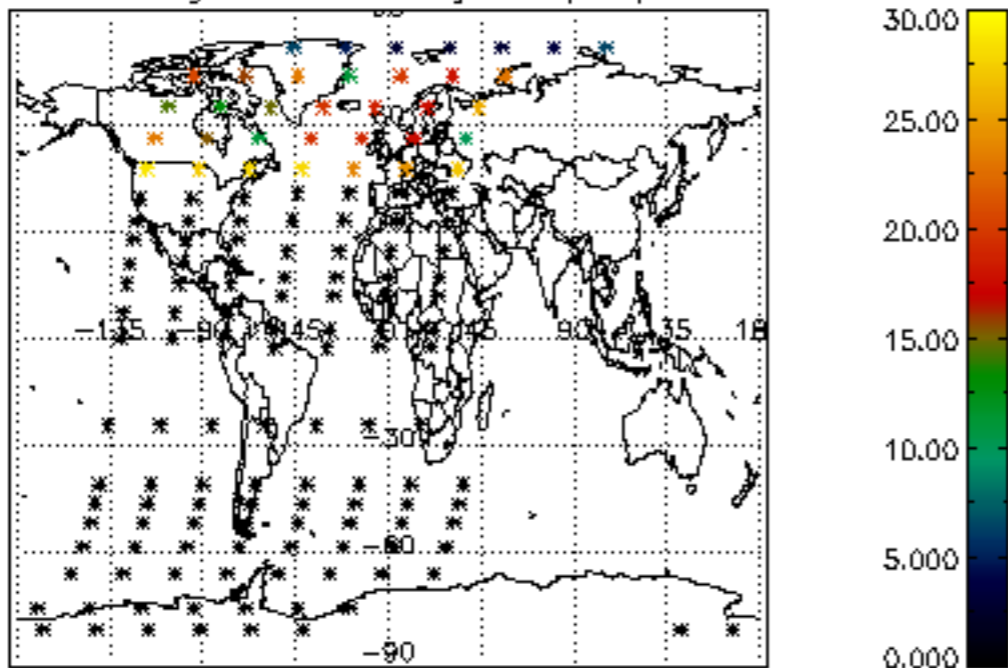
Percentage of star falling outside central band per profile



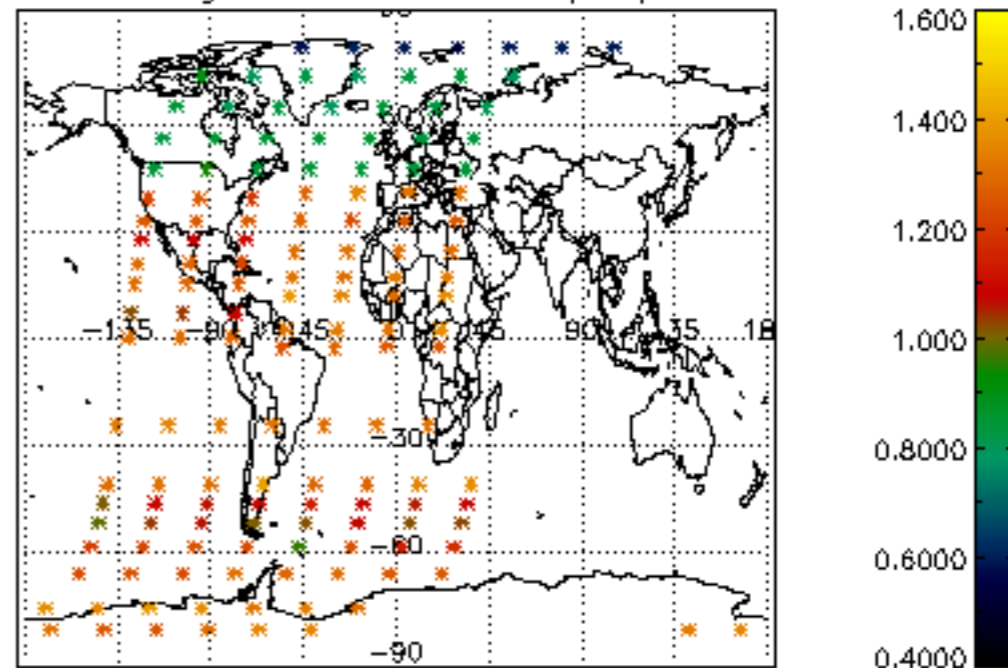
Percentage of saturation errors per profile



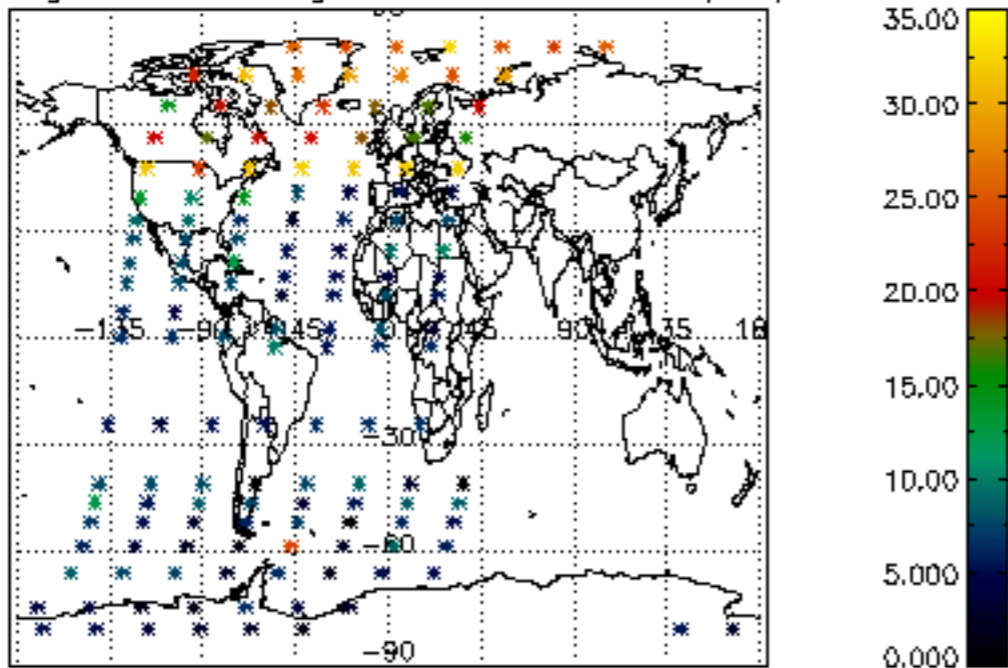
Percentage of cosmic ray hits per profile



Percentage of datation errors per profile



Percentage of star falling outside central band per profile



Percentage of saturation errors per profile

