

# GOMOS Level 2 Daily Report

## SUMMARY

### [1. General Info](#)

### [2. Summary of processed GOM\\_NL\\_2P products](#)

### [3. Level 2 Quality information per product](#)

#### [3.1 Plot of level 2 quality information per product \(time dependant\)](#)

#### [3.2 Plot of level 2 quality information per product \(world map\)](#)

### [4. Level 1 Quality information per product \(stored on level 2 products\)](#)

#### [4.1 Plot of level 1 quality information per product \(time dependant\)](#)

##### [4.1.1 Plot of level 1 quality information per product \(time dependant\): ASCENDING](#)

##### [4.1.2 Plot of level 1 quality information per product \(time dependant\): DESCENDING](#)

#### [4.2 Plot of level 1 quality information per product \(world map\)](#)

##### [4.2.1 Plot of level 1 quality information per product \(world map\): ASCENDING](#)

##### [4.2.2 Plot of level 1 quality information per product \(world map\): DESCENDING](#)

### [5. Ozone profiles based on quality statistics and other trace gas profiles](#)

#### [5.1 Ozone statistics based on quality of products](#)

#### [5.2 Plot ozone profiles for all STD \(dark without errors\)](#)

#### [5.3 Plot ozone profiles where STD < 20% \(dark without errors\)](#)

#### [5.4. Plot ozone profiles where STD < 10% \(dark without errors\)](#)

#### [5.5. Plot ozone profiles where STD < 5% \(dark without errors\)](#)

#### [5.6 Plot NO2 profiles for all STD \(dark without errors\)](#)

#### [5.7 Plot NO3 profiles for all STD \(dark without errors\)](#)

#### [5.8 Plot H2O profiles \(only for occultations of stars 1,2,3,4,13,14,16,26,63 dark without errors\) for all STD](#)

### [6. Auxiliary Data Files used for the production reported in section 2](#)

This report presents the daily analysis on parameters extracted from GOMOS level 2 data (GOM\_NL\_\_2P). It is intended to monitor some important parameters that will impact the quality of these products. A list of level 2 products (and content) that have arrived during the reporting day to the PCF is also given.

Item	Value
Time of report generation	22APR2013 09:21:03
Data source version	GOMOS/6.01
Start time of products	04-12-2004 (04DEC2004 00:00:00)
Stop time of products	05-12-2004 (05DEC2004 00:00:00)
Store outputs in DB	Yes
Nb of level 2 prods	214
Nb of prods with errors	1

## 2. Summary of processed GOM\_NL\_\_2P products.

Nr	Filename	UTC Start time	Limb	Duration	Star Id	Star Name	Star Mag	Star Temp	Nb Meas	Orbit	Prod. error
1	GOM_NL__2PRFIN20041204_132024_000000492032_00368_14450_6734.N1	04-DEC-2004 13:20:24	Dark	49.000	12	Alp1Cru	0.77500	30000.	98	14450	No
2	GOM_NL__2PRFIN20041204_132558_000000422032_00368_14450_6735.N1	04-DEC-2004 13:25:58	Dark	41.500	29	Bet Car	1.6720	10200.	83	14450	No
3	GOM_NL__2PRFIN20041204_132802_000000462032_00368_14450_6736.N1	04-DEC-2004 13:28:02	Dark	46.000	41	Eps Car	1.8600	4100.0	92	14450	No
4	GOM_NL__2PRFIN20041204_133016_000000492032_00368_14450_6737.N1	04-DEC-2004 13:30:16	Dark	48.500	34	Gam2Vel	1.7930	23000.	97	14450	No
5	GOM_NL__2PRFIN20041204_133319_000000502032_00368_14450_6738.N1	04-DEC-2004 13:33:19	Dark	50.000	2	Alp Car	-0.73600	7000.0	100	14450	No
6	GOM_NL__2PRFIN20041204_133524_000000602032_00368_14450_6739.N1	04-DEC-2004 13:35:24	Dark	60.000	117	Pi Pup	2.7060	3800.0	120	14450	No
7	GOM_NL__2PRFIN20041204_133904_000000702032_00368_14450_6740.N1	04-DEC-2004 13:39:04	Dark	70.000	23	21Eps CMa	1.5020	26000.	140	14450	No
8	GOM_NL__2PRFIN20041204_134110_000000702032_00368_14450_6741.N1	04-DEC-2004 13:41:10	Straylight	69.500	179	24Omi2CMa	3.0320	24000.	139	14450	No
9	GOM_NL__2PRFIN20041204_134501_000000962032_00368_14450_6742.N1	04-DEC-2004 13:45:01	Straylight	96.000	1	9Alp CMa	-1.4400	11000.	192	14450	No
10	GOM_NL__2PRFIN20041204_134833_000000622032_00368_14450_6743.N1	04-DEC-2004 13:48:33	Straylight	62.000	7	19Bet Ori	0.10000	14000.	124	14450	No
11	GOM_NL__2PRFIN20041204_135119_000000632032_00368_14450_6744.N1	04-DEC-2004 13:51:19	Twi_and_stray	63.000	30	46Eps Ori	1.6940	30000.	126	14450	No
12	GOM_NL__2PRFIN20041204_135355_000000572032_00368_14450_6745.N1	04-DEC-2004 13:53:55	Twi_and_stray	57.000	27	24Gam Ori	1.6360	26000.	114	14450	No
13	GOM_NL__2PRFIN20041204_135619_000000602032_00368_14450_6746.N1	04-DEC-2004 13:56:19	Bright	60.000	13	87Alp Tau	0.86700	3800.0	120	14450	No
14	GOM_NL__2PRFIN20041204_135806_000000392032_00368_14450_6747.N1	04-DEC-2004 13:58:06	Bright	39.000	146	25Eta Tau	2.8730	15200.	78	14450	No
15	GOM_NL__2PRFIN20041204_140024_000000392032_00368_14450_6748.N1	04-DEC-2004 14:00:24	Bright	39.000	150	44Zet Per	2.8900	28000.	78	14450	No
16	GOM_NL__2PRFIN20041204_140248_000000392032_00368_14450_6749.N1	04-DEC-2004 14:02:48	Bright	38.500	79	26Bet Per	2.3100	13100.	77	14450	No
17	GOM_NL__2PRFIN20041204_140453_000000372032_00368_14450_6750.N1	04-DEC-2004 14:04:53	Bright	37.000	175	39Del Per	3.0100	19400.	74	14450	No
18	GOM_NL__2PRFIN20041204_140620_000000372032_00368_14450_6751.N1	04-DEC-2004 14:06:20	Bright	36.500	160	23Gam Per	2.9300	4700.0	73	14450	No
19	GOM_NL__2PRFIN20041204_140854_000000382032_00368_14450_6752.N1	04-DEC-2004 14:08:54	Bright	38.000	110	37Del Cas	2.6780	8900.0	76	14450	No
20	GOM_NL__2PRFIN20041204_141014_000000402032_00368_14450_6753.N1	04-DEC-2004 14:10:14	Bright	40.000	74	11Bet Cas	2.2680	6600.0	80	14450	No
21	GOM_NL__2PRFIN20041204_141626_000000372032_00368_14450_6754.N1	04-DEC-2004 14:16:26	Bright	37.000	49	1Alp UMi	1.9900	6300.0	74	14450	No
22	GOM_NL__2PRFIN20041204_142107_000000402032_00368_14450_6755.N1	04-DEC-2004 14:21:07	Bright	39.500	60	7Bet UMi	2.0810	3950.0	79	14450	No
23	GOM_NL__2PRFIN20041204_142245_000000452032_00368_14450_6756.N1	04-DEC-2004 14:22:45	Bright	44.500	36	50Alp UMa	1.8000	6300.0	89	14450	No
24	GOM_NL__2PRFIN20041204_142419_000000462032_00368_14450_6757.N1	04-DEC-2004 14:24:19	Bright	46.000	82	48Bet UMa	2.3650	10600.	92	14450	No
25	GOM_NL__2PRFIN20041204_142613_000000422032_00368_14450_6758.N1	04-DEC-2004 14:26:13	Bright	42.000	32	77Eps UMa	1.7630	11000.	84	14450	No
26	GOM_NL__2PRFIN20041204_142825_000000382032_00368_14450_6759.N1	04-DEC-2004 14:28:25	Bright	37.500	39	85Eta UMa	1.8540	24000.	75	14450	No
27	GOM_NL__2PRFIN20041204_143427_000000362032_00368_14450_6760.N1	04-DEC-2004 14:34:27	Bright	35.500	83		2.3780	11000.	71	14450	No
28	GOM_NL__2PRFIN20041204_143701_000000372032_00368_14450_6761.N1	04-DEC-2004 14:37:01	Bright	37.000	3	16Alp Boo	-0.050000	4250.0	74	14450	No
29	GOM_NL__2PRFIN20041204_144118_000000852032_00368_14450_6762.N1	04-DEC-2004 14:41:18	Bright	85.000	96	68Del Leo	2.5600	9300.0	170	14450	No
30	GOM_NL__2PRFIN20041204_144518_000000512032_00368_14450_6763.N1	04-DEC-2004 14:45:18	Bright	51.000	121	29Gam Vir	2.7400	7200.0	102	14450	No
31	GOM_NL__2PRFIN20041204_145010_000000492032_00368_14450_6764.N1	04-DEC-2004 14:50:10	Twi_and_stray	49.000	163	7Del Crv	2.9450	11000.	98	14450	No
32	GOM_NL__2PRFIN20041204_145146_000000502032_00368_14450_6765.N1	04-DEC-2004 14:51:46	Dark	50.000	106	9Bet Crv	2.6480	5600.0	100	14450	No
33	GOM_NL__2PRFIN20041204_145329_000000402032_00368_14450_6766.N1	04-DEC-2004 14:53:29	Dark	40.000	123	Iot Cen	2.7500	10200.	80	14450	No
34	GOM_NL__2PRFIN20041204_145529_000000392032_00368_14450_6767.N1	04-DEC-2004 14:55:29	Dark	38.500	95	Zet Cen	2.5450	26000.	77	14450	No
35	GOM_NL__2PRFIN20041204_145721_000000412032_00368_14450_6768.N1	04-DEC-2004 14:57:21	Dark	41.000	77	Eps Cen	2.3030	28000.	82	14450	No
36	GOM_NL__2PRFIN20041204_145852_000000462032_00368_14450_6769.N1	04-DEC-2004 14:58:52	Dark	46.000	10	Bet Cen	0.61000	28000.	92	14450	No
37	GOM_NL__2PRFIN20041204_150100_000000392032_00369_14451_6734.N1	04-DEC-2004 15:01:00	Dark	39.000	12	Alp1Cru	0.77500	30000.	78	14451	No
38	GOM_NL__2PRFIN20041204_150634_000000412032_00369_14451_6735.N1	04-DEC-2004 15:06:34	Dark	40.500	29	Bet Car	1.6720	10200.	81	14451	No
39	GOM_NL__2PRFIN20041204_150838_000000472032_00369_14451_6736.N1	04-DEC-2004 15:08:38	Dark	46.500	41	Eps Car	1.8600	4100.0	93	14451	No
40	GOM_NL__2PRFIN20041204_151053_000000502032_00369_14451_6737.N1	04-DEC-2004 15:10:53	Dark	50.000	34	Gam2Vel	1.7930	23000.	100	14451	No
41	GOM_NL__2PRFIN20041204_151355_000000572032_00369_14451_6738.N1	04-DEC-2004 15:13:55	Dark	57.000	2	Alp Car	-0.73600	7000.0	114	14451	No
42	GOM_NL__2PRFIN20041204_151601_000000672032_00369_14451_6739.N1	04-DEC-2004 15:16:01	Dark	66.500	117	Pi Pup	2.7060	3800.0	133	14451	No

43	GOM_NL__2PRFIN20041204_151941_000000722032_00369_14451_6740.N1	04-DEC-2004 15:19:41	Dark	72.000	23	21Eps CMa	1.5020	26000.	144	14451	No
44	GOM_NL__2PRFIN20041204_152147_000000712032_00369_14451_6741.N1	04-DEC-2004 15:21:47	Straylight	70.500	179	24Omi2CMa	3.0320	24000.	141	14451	No
45	GOM_NL__2PRFIN20041204_152537_000000872032_00369_14451_6742.N1	04-DEC-2004 15:25:37	Straylight	86.500	1	9Alp CMa	-1.4400	11000.	173	14451	No
46	GOM_NL__2PRFIN20041204_152909_000000612032_00369_14451_6743.N1	04-DEC-2004 15:29:09	Straylight	60.500	7	19Bet Ori	0.10000	14000.	121	14451	No
47	GOM_NL__2PRFIN20041204_153155_000000622032_00369_14451_6744.N1	04-DEC-2004 15:31:55	Tw_i_and_stray	62.000	30	46Eps Ori	1.6940	30000.	124	14451	No
48	GOM_NL__2PRFIN20041204_153431_000000592032_00369_14451_6745.N1	04-DEC-2004 15:34:31	Tw_i_and_stray	58.500	27	24Gam Ori	1.6360	26000.	117	14451	No
49	GOM_NL__2PRFIN20041204_153655_000000602032_00369_14451_6746.N1	04-DEC-2004 15:36:55	Bright	60.000	13	87Alp Tau	0.86700	3800.0	120	14451	No
50	GOM_NL__2PRFIN20041204_153842_000000392032_00369_14451_6747.N1	04-DEC-2004 15:38:42	Bright	39.000	146	25Eta Tau	2.8730	15200.	78	14451	No
51	GOM_NL__2PRFIN20041204_154100_000000392032_00369_14451_6748.N1	04-DEC-2004 15:41:00	Bright	38.500	150	44Zet Per	2.8900	28000.	77	14451	No
52	GOM_NL__2PRFIN20041204_154324_000000392032_00369_14451_6749.N1	04-DEC-2004 15:43:24	Bright	38.500	79	26Bet Per	2.3100	13100.	77	14451	No
53	GOM_NL__2PRFIN20041204_154529_000000372032_00369_14451_6750.N1	04-DEC-2004 15:45:29	Bright	37.000	175	39Del Per	3.0100	19400.	74	14451	No
54	GOM_NL__2PRFIN20041204_154656_000000382032_00369_14451_6751.N1	04-DEC-2004 15:46:56	Bright	38.000	160	23Gam Per	2.9300	4700.0	76	14451	No
55	GOM_NL__2PRFIN20041204_154930_000000382032_00369_14451_6752.N1	04-DEC-2004 15:49:30	Bright	37.500	110	37Del Cas	2.6780	8900.0	75	14451	No
56	GOM_NL__2PRFIN20041204_155049_000000402032_00369_14451_6753.N1	04-DEC-2004 15:50:49	Bright	40.000	74	11Bet Cas	2.2680	6600.0	80	14451	No
57	GOM_NL__2PRFIN20041204_155702_000000392032_00369_14451_6754.N1	04-DEC-2004 15:57:02	Bright	38.500	49	1Alp UMi	1.9900	6300.0	77	14451	No
58	GOM_NL__2PRFIN20041204_160143_000000412032_00369_14451_6755.N1	04-DEC-2004 16:01:43	Bright	40.500	60	7Bet UMi	2.0810	3950.0	81	14451	No
59	GOM_NL__2PRFIN20041204_160321_000000482032_00369_14451_6756.N1	04-DEC-2004 16:03:21	Bright	48.000	36	50Alp UMa	1.8000	6300.0	96	14451	No
60	GOM_NL__2PRFIN20041204_160455_000000492032_00369_14451_6757.N1	04-DEC-2004 16:04:55	Bright	49.000	82	48Bet UMa	2.3650	10600.	98	14451	No
61	GOM_NL__2PRFIN20041204_160648_000000432032_00369_14451_6758.N1	04-DEC-2004 16:06:48	Bright	43.000	32	77Eps UMa	1.7630	11000.	86	14451	No
62	GOM_NL__2PRFIN20041204_160901_000000392032_00369_14451_6759.N1	04-DEC-2004 16:09:01	Bright	39.000	39	85Eta UMa	1.8540	24000.	78	14451	No
63	GOM_NL__2PRFIN20041204_161159_000000362032_00369_14451_6760.N1	04-DEC-2004 16:11:59	Bright	36.000	180	27Gam Boo	3.0400	8000.0	72	14451	No
64	GOM_NL__2PRFIN20041204_161503_000000362032_00369_14451_6761.N1	04-DEC-2004 16:15:03	Bright	36.000	83		2.3780	11000.	72	14451	No
65	GOM_NL__2PRFIN20041204_161737_000000372032_00369_14451_6762.N1	04-DEC-2004 16:17:37	Bright	37.000	3	16Alp Boo	-0.050000	4250.0	74	14451	No
66	GOM_NL__2PRFIN20041204_162155_000000892032_00369_14451_6763.N1	04-DEC-2004 16:21:55	Bright	89.000	96	68Del Leo	2.5600	9300.0	178	14451	No
67	GOM_NL__2PRFIN20041204_162555_000000522032_00369_14451_6764.N1	04-DEC-2004 16:25:55	Bright	51.500	121	29Gam Vir	2.7400	7200.0	103	14451	No
68	GOM_NL__2PRFIN20041204_163048_000000482032_00369_14451_6765.N1	04-DEC-2004 16:30:48	Tw_i_and_stray	48.000	163	7Del Crv	2.9450	11000.	96	14451	No
69	GOM_NL__2PRFIN20041204_163222_000000502032_00369_14451_6766.N1	04-DEC-2004 16:32:22	Dark	50.000	106	9Bet Crv	2.6480	5600.0	100	14451	No
70	GOM_NL__2PRFIN20041204_163405_000000412032_00369_14451_6767.N1	04-DEC-2004 16:34:05	Dark	41.000	123	1ot Cen	2.7500	10200.	82	14451	No
71	GOM_NL__2PRFIN20041204_163606_000000392032_00369_14451_6768.N1	04-DEC-2004 16:36:06	Dark	39.000	95	Zet Cen	2.5450	26000.	78	14451	No
72	GOM_NL__2PRFIN20041204_163756_000000402032_00369_14451_6769.N1	04-DEC-2004 16:37:56	Dark	39.500	77	Eps Cen	2.3030	28000.	79	14451	No
73	GOM_NL__2PRFIN20041204_163929_000000512032_00369_14451_6770.N1	04-DEC-2004 16:39:29	Dark	50.500	10	Bet Cen	0.61000	28000.	101	14451	No
74	GOM_NL__2PRFIN20041204_164136_000000502032_00370_14452_6734.N1	04-DEC-2004 16:41:36	Dark	49.500	12	Alp1Cru	0.77500	30000.	99	14452	No
75	GOM_NL__2PRFIN20041204_164711_000000442032_00370_14452_6735.N1	04-DEC-2004 16:47:11	Dark	44.000	29	Bet Car	1.6720	10200.	88	14452	No
76	GOM_NL__2PRFIN20041204_164916_000000482032_00370_14452_6736.N1	04-DEC-2004 16:49:16	Dark	48.000	41	Eps Car	1.8600	4100.0	96	14452	No
77	GOM_NL__2PRFIN20041204_165130_000000512032_00370_14452_6737.N1	04-DEC-2004 16:51:30	Dark	50.500	34	Gam2Vel	1.7930	23000.	101	14452	No
78	GOM_NL__2PRFIN20041204_165431_000000552032_00370_14452_6738.N1	04-DEC-2004 16:54:31	Dark	54.500	2	Alp Car	-0.73600	7000.0	109	14452	No
79	GOM_NL__2PRFIN20041204_165640_000000662032_00370_14452_6739.N1	04-DEC-2004 16:56:40	Dark	66.000	117	Pi Pup	2.7060	3800.0	132	14452	No
80	GOM_NL__2PRFIN20041204_170019_000000692032_00370_14452_6740.N1	04-DEC-2004 17:00:19	Dark	69.000	23	21Eps CMa	1.5020	26000.	138	14452	No
81	GOM_NL__2PRFIN20041204_170223_000000732032_00370_14452_6741.N1	04-DEC-2004 17:02:23	Straylight	72.500	179	24Omi2CMa	3.0320	24000.	145	14452	No
82	GOM_NL__2PRFIN20041204_170612_000000922032_00370_14452_6742.N1	04-DEC-2004 17:06:12	Straylight	91.500	1	9Alp CMa	-1.4400	11000.	183	14452	No
83	GOM_NL__2PRFIN20041204_170945_000000592032_00370_14452_6743.N1	04-DEC-2004 17:09:45	Straylight	59.000	7	19Bet Ori	0.10000	14000.	118	14452	No
84	GOM_NL__2PRFIN20041204_171230_000000602032_00370_14452_6744.N1	04-DEC-2004 17:12:30	Tw_i_and_stray	60.000	30	46Eps Ori	1.6940	30000.	120	14452	No
85	GOM_NL__2PRFIN20041204_171505_000000602032_00370_14452_6745.N1	04-DEC-2004 17:15:05	Tw_i_and_stray	60.000	27	24Gam Ori	1.6360	26000.	120	14452	No
86	GOM_NL__2PRFIN20041204_171731_000000602032_00370_14452_6746.N1	04-DEC-2004 17:17:31	Bright	60.000	13	87Alp Tau	0.86700	3800.0	120	14452	No
87	GOM_NL__2PRFIN20041204_171918_000000392032_00370_14452_6747.N1	04-DEC-2004 17:19:18	Bright	38.500	146	25Eta Tau	2.8730	15200.	77	14452	No
88	GOM_NL__2PRFIN20041204_172136_000000392032_00370_14452_6748.N1	04-DEC-2004 17:21:36	Bright	38.500	150	44Zet Per	2.8900	28000.	77	14452	No
89	GOM_NL__2PRFIN20041204_172400_000000372032_00370_14452_6749.N1	04-DEC-2004 17:24:00	Bright	37.000	79	26Bet Per	2.3100	13100.	74	14452	No
90	GOM_NL__2PRFIN20041204_172604_000000382032_00370_14452_6750.N1	04-DEC-2004 17:26:04	Bright	37.500	175	39Del Per	3.0100	19400.	75	14452	No
91	GOM_NL__2PRFIN20041204_172732_000000372032_00370_14452_6751.N1	04-DEC-2004 17:27:32	Bright	36.500	160	23Gam Per	2.9300	4700.0	73	14452	No
92	GOM_NL__2PRFIN20041204_173007_000000362032_00370_14452_6752.N1	04-DEC-2004 17:30:07	Bright	36.000	110	37Del Cas	2.6780	8900.0	72	14452	No
93	GOM_NL__2PRFIN20041204_173126_000000402032_00370_14452_6753.N1	04-DEC-2004 17:31:26	Bright	39.500	74	11Bet Cas	2.2680	6600.0	79	14452	No
94	GOM_NL__2PRFIN20041204_173738_000000382032_00370_14452_6754.N1	04-DEC-2004 17:37:38	Bright	37.500	49	1Alp UMi	1.9900	6300.0	75	14452	No
95	GOM_NL__2PRFIN20041204_174219_000000402032_00370_14452_6755.N1	04-DEC-2004 17:42:19	Bright	39.500	60	7Bet UMi	2.0810	3950.0	79	14452	No
96	GOM_NL__2PRFIN20041204_174356_000000472032_00370_14452_6756.N1	04-DEC-2004 17:43:56	Bright	46.500	36	50Alp UMa	1.8000	6300.0	93	14452	No
97	GOM_NL__2PRFIN20041204_174530_000000482032_00370_14452_6757.N1	04-DEC-2004 17:45:30	Bright	48.000	82	48Bet UMa	2.3650	10600.	96	14452	No
98	GOM_NL__2PRFIN20041204_174725_000000402032_00370_14452_6758.N1	04-DEC-2004 17:47:25	Bright	39.500	32	77Eps UMa	1.7630	11000.	79	14452	No
99	GOM_NL__2PRFIN20041204_174936_000000382032_00370_14452_6759.N1	04-DEC-2004 17:49:36	Bright	37.500	39	85Eta UMa	1.8540	24000.	75	14452	No
100	GOM_NL__2PRFIN20041204_175236_000000372032_00370_14452_6760.N1	04-DEC-2004 17:52:36	Bright	37.000	180	27Gam Boo	3.0400	8000.0	74	14452	No
101	GOM_NL__2PRFIN20041204_175539_000000332032_00370_14452_6761.N1	04-DEC-2004 17:55:39	Bright	32.500	83		2.3780	11000.	65	14452	No

102	GOM_NL__2PRFIN20041204_175813_000000372032_00370_14452_6762.N1	04-DEC-2004 17:58:13	Bright	37.000	3	16Alp Boo	-0.050000	4250.0	74	14452	No
103	GOM_NL__2PRFIN20041204_180231_000000912032_00370_14452_6763.N1	04-DEC-2004 18:02:31	Bright	90.500	96	68Del Leo	2.5600	9300.0	181	14452	No
104	GOM_NL__2PRFIN20041204_180632_000000522032_00370_14452_6764.N1	04-DEC-2004 18:06:32	Dark	51.500	121	29Gam Vir	2.7400	7200.0	103	14452	Yes
105	GOM_NL__2PRFIN20041204_181259_000000472032_00370_14452_6766.N1	04-DEC-2004 18:12:59	Dark	46.500	106	9Bet Crv	2.6480	5600.0	93	14452	No
106	GOM_NL__2PRFIN20041204_181442_000000412032_00370_14452_6767.N1	04-DEC-2004 18:14:42	Dark	40.500	123	1ot Cen	2.7500	10200.	81	14452	No
107	GOM_NL__2PRFIN20041204_181642_000000392032_00370_14452_6768.N1	04-DEC-2004 18:16:42	Dark	39.000	95	Zet Cen	2.5450	26000.	78	14452	No
108	GOM_NL__2PRFIN20041204_181833_000000392032_00370_14452_6769.N1	04-DEC-2004 18:18:33	Dark	39.000	77	Eps Cen	2.3030	28000.	78	14452	No
109	GOM_NL__2PRFIN20041204_182005_000000482032_00370_14452_6770.N1	04-DEC-2004 18:20:05	Dark	48.000	10	Bet Cen	0.61000	28000.	96	14452	No
110	GOM_NL__2PRFIN20041204_182213_000000452032_00371_14453_6734.N1	04-DEC-2004 18:22:13	Dark	45.000	12	Alp1Cru	0.77500	30000.	90	14453	No
111	GOM_NL__2PRFIN20041204_182747_000000392032_00371_14453_6735.N1	04-DEC-2004 18:27:47	Dark	39.000	29	Bet Car	1.6720	10200.	78	14453	No
112	GOM_NL__2PRFIN20041204_182952_000000482032_00371_14453_6736.N1	04-DEC-2004 18:29:52	Dark	48.000	41	Eps Car	1.8600	4100.0	96	14453	No
113	GOM_NL__2PRFIN20041204_183207_000000502032_00371_14453_6737.N1	04-DEC-2004 18:32:07	Dark	50.000	34	Gam2Vel	1.7930	23000.	100	14453	No
114	GOM_NL__2PRFIN20041204_183508_000000572032_00371_14453_6738.N1	04-DEC-2004 18:35:08	Dark	57.000	2	Alp Car	-0.73600	7000.0	114	14453	No
115	GOM_NL__2PRFIN20041204_183716_000000652032_00371_14453_6739.N1	04-DEC-2004 18:37:16	Dark	64.500	117	Pi Pup	2.7060	3800.0	129	14453	No
116	GOM_NL__2PRFIN20041204_184056_000000712032_00371_14453_6740.N1	04-DEC-2004 18:40:56	Dark	71.000	23	21Eps CMa	1.5020	26000.	142	14453	No
117	GOM_NL__2PRFIN20041204_184259_000000682032_00371_14453_6741.N1	04-DEC-2004 18:42:59	Straylight	68.000	179	24Omi2CMa	3.0320	24000.	136	14453	No
118	GOM_NL__2PRFIN20041204_184649_000000842032_00371_14453_6742.N1	04-DEC-2004 18:46:49	Straylight	83.500	1	9Alp CMa	-1.4400	11000.	167	14453	No
119	GOM_NL__2PRFIN20041204_185021_000000572032_00371_14453_6743.N1	04-DEC-2004 18:50:21	Straylight	57.000	7	19Bet Ori	0.10000	14000.	114	14453	No
120	GOM_NL__2PRFIN20041204_185305_000000632032_00371_14453_6744.N1	04-DEC-2004 18:53:05	Twi_and_stray	62.500	30	46Eps Ori	1.6940	30000.	125	14453	No
121	GOM_NL__2PRFIN20041204_185541_000000562032_00371_14453_6745.N1	04-DEC-2004 18:55:41	Twi_and_stray	55.500	27	24Gam Ori	1.6360	26000.	111	14453	No
122	GOM_NL__2PRFIN20041204_185806_000000592032_00371_14453_6746.N1	04-DEC-2004 18:58:06	Bright	59.000	13	87Alp Tau	0.86700	3800.0	118	14453	No
123	GOM_NL__2PRFIN20041204_185954_000000392032_00371_14453_6747.N1	04-DEC-2004 18:59:54	Bright	38.500	146	25Eta Tau	2.8730	15200.	77	14453	No
124	GOM_NL__2PRFIN20041204_190212_000000392032_00371_14453_6748.N1	04-DEC-2004 19:02:12	Bright	39.000	150	44Zet Per	2.8900	28000.	78	14453	No
125	GOM_NL__2PRFIN20041204_190436_000000392032_00371_14453_6749.N1	04-DEC-2004 19:04:36	Bright	38.500	79	26Bet Per	2.3100	13100.	77	14453	No
126	GOM_NL__2PRFIN20041204_190640_000000382032_00371_14453_6750.N1	04-DEC-2004 19:06:40	Bright	38.000	175	39Del Per	3.0100	19400.	76	14453	No
127	GOM_NL__2PRFIN20041204_190808_000000382032_00371_14453_6751.N1	04-DEC-2004 19:08:08	Bright	37.500	160	23Gam Per	2.9300	4700.0	75	14453	No
128	GOM_NL__2PRFIN20041204_191043_000000372032_00371_14453_6752.N1	04-DEC-2004 19:10:43	Bright	37.000	110	37Del Cas	2.6780	8900.0	74	14453	No
129	GOM_NL__2PRFIN20041204_191203_000000392032_00371_14453_6753.N1	04-DEC-2004 19:12:03	Bright	39.000	74	11Bet Cas	2.2680	6600.0	78	14453	No
130	GOM_NL__2PRFIN20041204_191814_000000382032_00371_14453_6754.N1	04-DEC-2004 19:18:14	Bright	38.000	49	1Alp UMi	1.9900	6300.0	76	14453	No
131	GOM_NL__2PRFIN20041204_192255_000000372032_00371_14453_6755.N1	04-DEC-2004 19:22:55	Bright	37.000	60	7Bet UMi	2.0810	3950.0	74	14453	No
132	GOM_NL__2PRFIN20041204_192432_000000492032_00371_14453_6756.N1	04-DEC-2004 19:24:32	Bright	48.500	36	50Alp UMa	1.8000	6300.0	97	14453	No
133	GOM_NL__2PRFIN20041204_192606_000000462032_00371_14453_6757.N1	04-DEC-2004 19:26:06	Bright	46.000	82	48Bet UMa	2.3650	10600.	92	14453	No
134	GOM_NL__2PRFIN20041204_192801_000000432032_00371_14453_6758.N1	04-DEC-2004 19:28:01	Bright	42.500	32	77Eps UMa	1.7630	11000.	85	14453	No
135	GOM_NL__2PRFIN20041204_193013_000000392032_00371_14453_6759.N1	04-DEC-2004 19:30:13	Bright	39.000	39	85Eta UMa	1.8540	24000.	78	14453	No
136	GOM_NL__2PRFIN20041204_193312_000000372032_00371_14453_6760.N1	04-DEC-2004 19:33:12	Bright	37.000	180	27Gam Boo	3.0400	8000.0	74	14453	No
137	GOM_NL__2PRFIN20041204_193616_000000362032_00371_14453_6761.N1	04-DEC-2004 19:36:16	Bright	36.000	83		2.3780	11000.	72	14453	No
138	GOM_NL__2PRFIN20041204_193849_000000372032_00371_14453_6762.N1	04-DEC-2004 19:38:49	Bright	36.500	3	16Alp Boo	-0.050000	4250.0	73	14453	No
139	GOM_NL__2PRFIN20041204_194309_000000882032_00371_14453_6763.N1	04-DEC-2004 19:43:09	Bright	88.000	96	68Del Leo	2.5600	9300.0	176	14453	No
140	GOM_NL__2PRFIN20041204_194709_000000502032_00371_14453_6764.N1	04-DEC-2004 19:47:09	Bright	49.500	121	29Gam Vir	2.7400	7200.0	99	14453	No
141	GOM_NL__2PRFIN20041204_195201_000000482032_00371_14453_6765.N1	04-DEC-2004 19:52:01	Twi_and_stray	47.500	163	7Del Crv	2.9450	11000.	95	14453	No
142	GOM_NL__2PRFIN20041204_195336_000000462032_00371_14453_6766.N1	04-DEC-2004 19:53:36	Dark	46.000	106	9Bet Crv	2.6480	5600.0	92	14453	No
143	GOM_NL__2PRFIN20041204_195518_000000412032_00371_14453_6767.N1	04-DEC-2004 19:55:18	Dark	41.000	123	1ot Cen	2.7500	10200.	82	14453	No
144	GOM_NL__2PRFIN20041204_195719_000000392032_00371_14453_6768.N1	04-DEC-2004 19:57:19	Dark	38.500	95	Zet Cen	2.5450	26000.	77	14453	No
145	GOM_NL__2PRFIN20041204_195909_000000392032_00371_14453_6769.N1	04-DEC-2004 19:59:09	Dark	38.500	77	Eps Cen	2.3030	28000.	77	14453	No
146	GOM_NL__2PRFIN20041204_200041_000000472032_00371_14453_6770.N1	04-DEC-2004 20:00:41	Dark	47.000	10	Bet Cen	0.61000	28000.	94	14453	No
147	GOM_NL__2PRFIN20041204_200249_000000442032_00372_14454_7702.N1	04-DEC-2004 20:02:49	Dark	43.500	12	Alp1Cru	0.77500	30000.	87	14454	No
148	GOM_NL__2PRFIN20041204_200823_000000432032_00372_14454_7703.N1	04-DEC-2004 20:08:23	Dark	43.000	29	Bet Car	1.6720	10200.	86	14454	No
149	GOM_NL__2PRFIN20041204_201028_000000522032_00372_14454_7704.N1	04-DEC-2004 20:10:28	Dark	51.500	41	Eps Car	1.8600	4100.0	103	14454	No
150	GOM_NL__2PRFIN20041204_201243_000000522032_00372_14454_7705.N1	04-DEC-2004 20:12:43	Dark	51.500	34	Gam2Vel	1.7930	23000.	103	14454	No
151	GOM_NL__2PRFIN20041204_201544_000000492032_00372_14454_7706.N1	04-DEC-2004 20:15:44	Dark	48.500	2	Alp Car	-0.73600	7000.0	97	14454	No
152	GOM_NL__2PRFIN20041204_201753_000000662032_00372_14454_7707.N1	04-DEC-2004 20:17:53	Dark	66.000	117	Pi Pup	2.7060	3800.0	132	14454	No
153	GOM_NL__2PRFIN20041204_202131_000000682032_00372_14454_7708.N1	04-DEC-2004 20:21:31	Dark	67.500	23	21Eps CMa	1.5020	26000.	135	14454	No
154	GOM_NL__2PRFIN20041204_202336_000000702032_00372_14454_7709.N1	04-DEC-2004 20:23:36	Straylight	69.500	179	24Omi2CMa	3.0320	24000.	139	14454	No
155	GOM_NL__2PRFIN20041204_202725_000000832032_00372_14454_7710.N1	04-DEC-2004 20:27:25	Straylight	83.000	1	9Alp CMa	-1.4400	11000.	166	14454	No
156	GOM_NL__2PRFIN20041204_203057_000000582032_00372_14454_7711.N1	04-DEC-2004 20:30:57	Straylight	58.000	7	19Bet Ori	0.10000	14000.	116	14454	No
157	GOM_NL__2PRFIN20041204_203341_000000622032_00372_14454_7712.N1	04-DEC-2004 20:33:41	Twi_and_stray	62.000	30	46Eps Ori	1.6940	30000.	124	14454	No
158	GOM_NL__2PRFIN20041204_203617_000000592032_00372_14454_7713.N1	04-DEC-2004 20:36:17	Twi_and_stray	59.000	27	24Gam Ori	1.6360	26000.	118	14454	No
159	GOM_NL__2PRFIN20041204_203841_000000602032_00372_14454_7714.N1	04-DEC-2004 20:38:41	Bright	60.000	13	87Alp Tau	0.86700	3800.0	120	14454	No
160	GOM_NL__2PRFIN20041204_204029_000000402032_00372_14454_7715.N1	04-DEC-2004 20:40:29	Bright	39.500	146	25Eta Tau	2.8730	15200.	79	14454	No



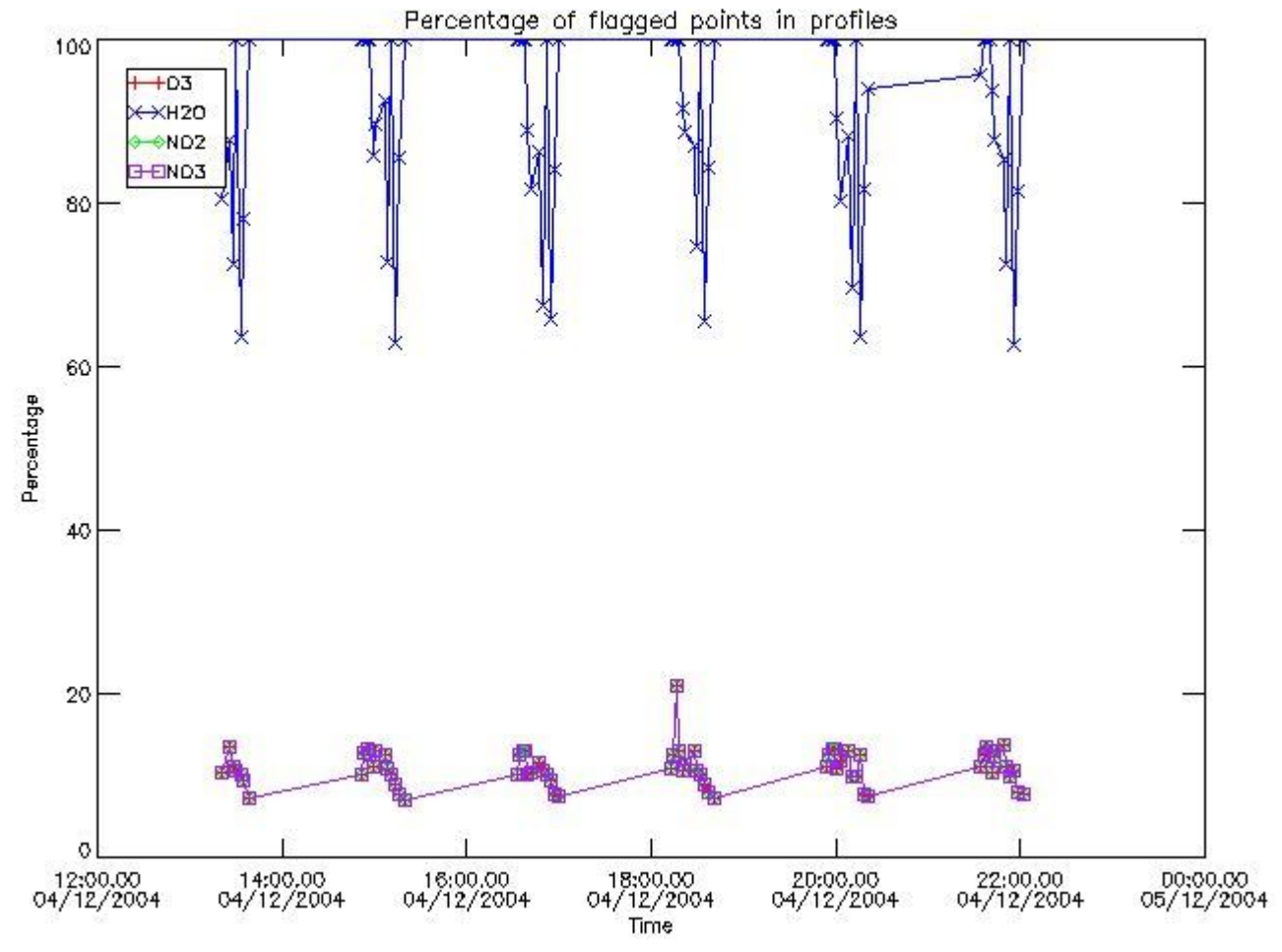
161	GOM_NL__2PRFIN20041204_204248_000000392032_00372_14454_7716.N1	04-DEC-2004 20:42:48	Bright	39.000	150	44Zet Per	2.8900	28000.	78	14454	No
162	GOM_NL__2PRFIN20041204_204512_000000382032_00372_14454_7717.N1	04-DEC-2004 20:45:12	Bright	38.000	79	26Bet Per	2.3100	13100.	76	14454	No
163	GOM_NL__2PRFIN20041204_204715_000000372032_00372_14454_7718.N1	04-DEC-2004 20:47:15	Bright	37.000	175	39Del Per	3.0100	19400.	74	14454	No
164	GOM_NL__2PRFIN20041204_204844_000000392032_00372_14454_7719.N1	04-DEC-2004 20:48:44	Bright	38.500	160	23Gam Per	2.9300	4700.0	77	14454	No
165	GOM_NL__2PRFIN20041204_205119_000000372032_00372_14454_7720.N1	04-DEC-2004 20:51:19	Bright	37.000	110	37Del Cas	2.6780	8900.0	74	14454	No
166	GOM_NL__2PRFIN20041204_205239_000000402032_00372_14454_7721.N1	04-DEC-2004 20:52:39	Bright	40.000	74	11Bet Cas	2.2680	6600.0	80	14454	No
167	GOM_NL__2PRFIN20041204_205849_000000382032_00372_14454_7722.N1	04-DEC-2004 20:58:49	Bright	37.500	49	1Alp UMi	1.9900	6300.0	75	14454	No
168	GOM_NL__2PRFIN20041204_210331_000000402032_00372_14454_7723.N1	04-DEC-2004 21:03:31	Bright	39.500	60	7Bet UMi	2.0810	3950.0	79	14454	No
169	GOM_NL__2PRFIN20041204_210507_000000472032_00372_14454_7724.N1	04-DEC-2004 21:05:07	Bright	47.000	36	50Alp UMa	1.8000	6300.0	94	14454	No
170	GOM_NL__2PRFIN20041204_210642_000000482032_00372_14454_7725.N1	04-DEC-2004 21:06:42	Bright	48.000	82	48Bet UMa	2.3650	10600.	96	14454	No
171	GOM_NL__2PRFIN20041204_210836_000000422032_00372_14454_7726.N1	04-DEC-2004 21:08:36	Bright	42.000	32	77Eps UMa	1.7630	11000.	84	14454	No
172	GOM_NL__2PRFIN20041204_211048_000000382032_00372_14454_7727.N1	04-DEC-2004 21:10:48	Bright	37.500	39	85Eta UMa	1.8540	24000.	75	14454	No
173	GOM_NL__2PRFIN20041204_211346_000000402032_00372_14454_7728.N1	04-DEC-2004 21:13:46	Bright	39.500	180	27Gam Boo	3.0400	8000.0	79	14454	No
174	GOM_NL__2PRFIN20041204_211651_000000372032_00372_14454_7729.N1	04-DEC-2004 21:16:51	Bright	36.500	83		2.3780	11000.	73	14454	No
175	GOM_NL__2PRFIN20041204_211925_000000362032_00372_14454_7730.N1	04-DEC-2004 21:19:25	Bright	36.000	3	16Alp Boo	-0.050000	4250.0	72	14454	No
176	GOM_NL__2PRFIN20041204_212346_000000872032_00372_14454_7731.N1	04-DEC-2004 21:23:46	Bright	86.500	96	68Del Leo	2.5600	9300.0	173	14454	No
177	GOM_NL__2PRFIN20041204_212745_000000522032_00372_14454_7732.N1	04-DEC-2004 21:27:45	Bright	51.500	121	29Gam Vir	2.7400	7200.0	103	14454	No
178	GOM_NL__2PRFIN20041204_213237_000000452032_00372_14454_7733.N1	04-DEC-2004 21:32:37	Tw_i_and_stray	45.000	163	7Del Crv	2.9450	11000.	90	14454	No
179	GOM_NL__2PRFIN20041204_213413_000000462032_00372_14454_7734.N1	04-DEC-2004 21:34:13	Dark	46.000	106	9Bet Crv	2.6480	5600.0	92	14454	No
180	GOM_NL__2PRFIN20041204_213554_000000412032_00372_14454_7735.N1	04-DEC-2004 21:35:54	Dark	41.000	123	1ot Cen	2.7500	10200.	82	14454	No
181	GOM_NL__2PRFIN20041204_213754_000000382032_00372_14454_7736.N1	04-DEC-2004 21:37:54	Dark	38.000	95	Zet Cen	2.5450	26000.	76	14454	No
182	GOM_NL__2PRFIN20041204_213945_000000402032_00372_14454_7737.N1	04-DEC-2004 21:39:45	Dark	39.500	77	Eps Cen	2.3030	28000.	79	14454	No
183	GOM_NL__2PRFIN20041204_214117_000000492032_00372_14454_7738.N1	04-DEC-2004 21:41:17	Dark	49.000	10	Bet Cen	0.61000	28000.	98	14454	No
184	GOM_NL__2PRFIN20041204_214325_000000422032_00373_14455_7702.N1	04-DEC-2004 21:43:25	Dark	41.500	12	Alp1Cru	0.77500	30000.	83	14455	No
185	GOM_NL__2PRFIN20041204_214900_000000412032_00373_14455_7703.N1	04-DEC-2004 21:49:00	Dark	41.000	29	Bet Car	1.6720	10200.	82	14455	No
186	GOM_NL__2PRFIN20041204_215105_000000462032_00373_14455_7704.N1	04-DEC-2004 21:51:05	Dark	46.000	41	Eps Car	1.8600	4100.0	92	14455	No
187	GOM_NL__2PRFIN20041204_215319_000000522032_00373_14455_7705.N1	04-DEC-2004 21:53:19	Dark	51.500	34	Gam2Vel	1.7930	23000.	103	14455	No
188	GOM_NL__2PRFIN20041204_215620_000000492032_00373_14455_7706.N1	04-DEC-2004 21:56:20	Dark	48.500	2	Alp Car	-0.73600	7000.0	97	14455	No
189	GOM_NL__2PRFIN20041204_215828_000000652032_00373_14455_7707.N1	04-DEC-2004 21:58:28	Dark	65.000	117	Pi Pup	2.7060	3800.0	130	14455	No
190	GOM_NL__2PRFIN20041204_220207_000000662032_00373_14455_7708.N1	04-DEC-2004 22:02:07	Dark	66.000	23	21Eps CMa	1.5020	26000.	132	14455	No
191	GOM_NL__2PRFIN20041204_220412_000000682032_00373_14455_7709.N1	04-DEC-2004 22:04:12	Straylight	68.000	179	24Omi2CMa	3.0320	24000.	136	14455	No
192	GOM_NL__2PRFIN20041204_220801_000000912032_00373_14455_7710.N1	04-DEC-2004 22:08:01	Straylight	90.500	1	9Alp CMa	-1.4400	11000.	181	14455	No
193	GOM_NL__2PRFIN20041204_221132_000000602032_00373_14455_7711.N1	04-DEC-2004 22:11:32	Straylight	59.500	7	19Bet Ori	0.10000	14000.	119	14455	No
194	GOM_NL__2PRFIN20041204_221402_000000632032_00373_14455_7712.N1	04-DEC-2004 22:14:02	Straylight	63.000	33	50Zet Ori	1.7660	30000.	126	14455	No
195	GOM_NL__2PRFIN20041204_221652_000000592032_00373_14455_7713.N1	04-DEC-2004 22:16:52	Tw_i_and_stray	59.000	27	24Gam Ori	1.6360	26000.	118	14455	No
196	GOM_NL__2PRFIN20041204_221917_000000592032_00373_14455_7714.N1	04-DEC-2004 22:19:17	Bright	58.500	13	87Alp Tau	0.86700	3800.0	117	14455	No
197	GOM_NL__2PRFIN20041204_222105_000000392032_00373_14455_7715.N1	04-DEC-2004 22:21:05	Bright	39.000	146	25Eta Tau	2.8730	15200.	78	14455	No
198	GOM_NL__2PRFIN20041204_222323_000000402032_00373_14455_7716.N1	04-DEC-2004 22:23:23	Bright	40.000	150	44Zet Per	2.8900	28000.	80	14455	No
199	GOM_NL__2PRFIN20041204_222548_000000372032_00373_14455_7717.N1	04-DEC-2004 22:25:48	Bright	37.000	79	26Bet Per	2.3100	13100.	74	14455	No
200	GOM_NL__2PRFIN20041204_222751_000000392032_00373_14455_7718.N1	04-DEC-2004 22:27:51	Bright	38.500	175	39Del Per	3.0100	19400.	77	14455	No
201	GOM_NL__2PRFIN20041204_222920_000000382032_00373_14455_7719.N1	04-DEC-2004 22:29:20	Bright	37.500	160	23Gam Per	2.9300	4700.0	75	14455	No
202	GOM_NL__2PRFIN20041204_223155_000000362032_00373_14455_7720.N1	04-DEC-2004 22:31:55	Bright	35.500	110	37Del Cas	2.6780	8900.0	71	14455	No
203	GOM_NL__2PRFIN20041204_223315_000000392032_00373_14455_7721.N1	04-DEC-2004 22:33:15	Bright	38.500	74	11Bet Cas	2.2680	6600.0	77	14455	No
204	GOM_NL__2PRFIN20041204_223925_000000382032_00373_14455_7722.N1	04-DEC-2004 22:39:25	Bright	37.500	49	1Alp UMi	1.9900	6300.0	75	14455	No
205	GOM_NL__2PRFIN20041204_224407_000000422032_00373_14455_7723.N1	04-DEC-2004 22:44:07	Bright	41.500	60	7Bet UMi	2.0810	3950.0	83	14455	No
206	GOM_NL__2PRFIN20041204_224543_000000462032_00373_14455_7724.N1	04-DEC-2004 22:45:43	Bright	45.500	36	50Alp UMa	1.8000	6300.0	91	14455	No
207	GOM_NL__2PRFIN20041204_224716_000000482032_00373_14455_7725.N1	04-DEC-2004 22:47:16	Bright	47.500	82	48Bet UMa	2.3650	10600.	95	14455	No
208	GOM_NL__2PRFIN20041204_224911_000000442032_00373_14455_7726.N1	04-DEC-2004 22:49:11	Bright	43.500	32	77Eps UMa	1.7630	11000.	87	14455	No
209	GOM_NL__2PRFIN20041204_225124_000000402032_00373_14455_7727.N1	04-DEC-2004 22:51:24	Bright	39.500	39	85Eta UMa	1.8540	24000.	79	14455	No
210	GOM_NL__2PRFIN20041204_225424_000000382032_00373_14455_7728.N1	04-DEC-2004 22:54:24	Bright	37.500	180	27Gam Boo	3.0400	8000.0	75	14455	No
211	GOM_NL__2PRFIN20041204_225727_000000372032_00373_14455_7729.N1	04-DEC-2004 22:57:27	Bright	37.000	83		2.3780	11000.	74	14455	No
212	GOM_NL__2PRFIN20041204_230001_000000372032_00373_14455_7730.N1	04-DEC-2004 23:00:01	Bright	37.000	3	16Alp Boo	-0.050000	4250.0	74	14455	No
213	GOM_NL__2PRFIN20041204_230423_000000842032_00373_14455_7731.N1	04-DEC-2004 23:04:23	Bright	84.000	96	68Del Leo	2.5600	9300.0	168	14455	No
214	GOM_NL__2PRFIN20041204_230822_000000492032_00373_14455_7732.N1	04-DEC-2004 23:08:22	Bright	49.000	121	29Gam Vir	2.7400	7200.0	98	14455	No

### 3. Quality information per product

In this section it is plotted some information contained in the Quality Summary data set of


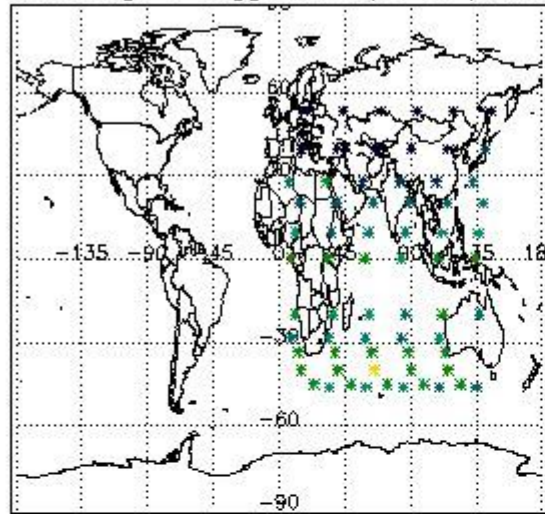
the level 2 products. Only products in dark limb conditions and without errors (error flag in the MPH set to "0") are used.

*3.1 Plot quality information per product (time dependant)*

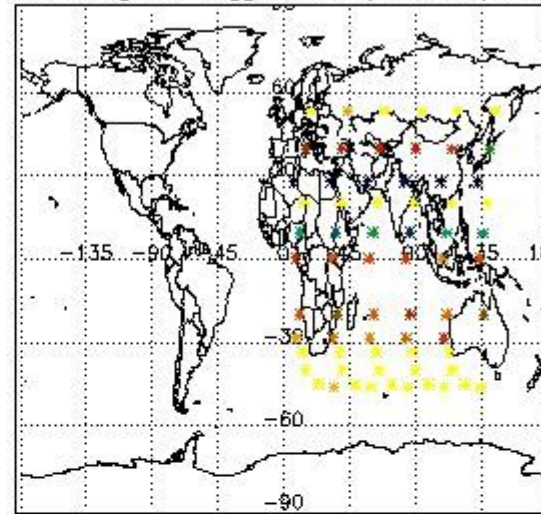


*3.2 Plot quality information per product (world map)*


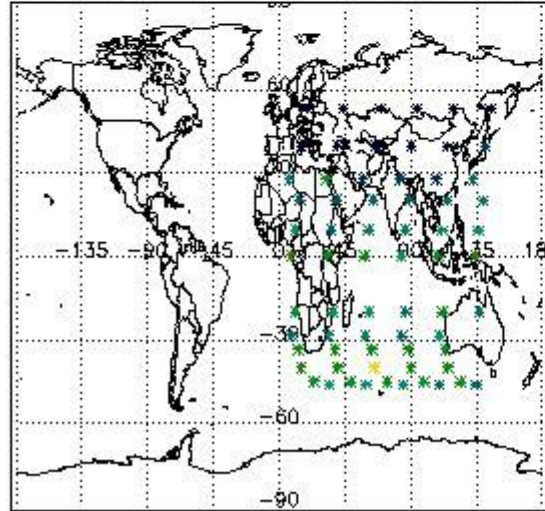
Percentage of flagged data per O3 profile



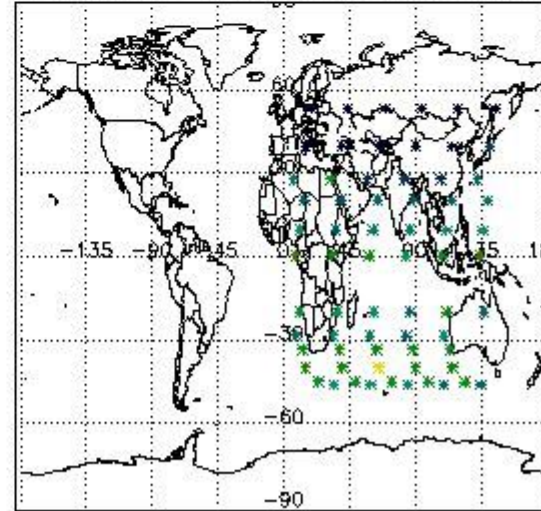
Percentage of flagged data per H2O profile



Percentage of flagged data per NO2 profile



Percentage of flagged data per NO3 profile

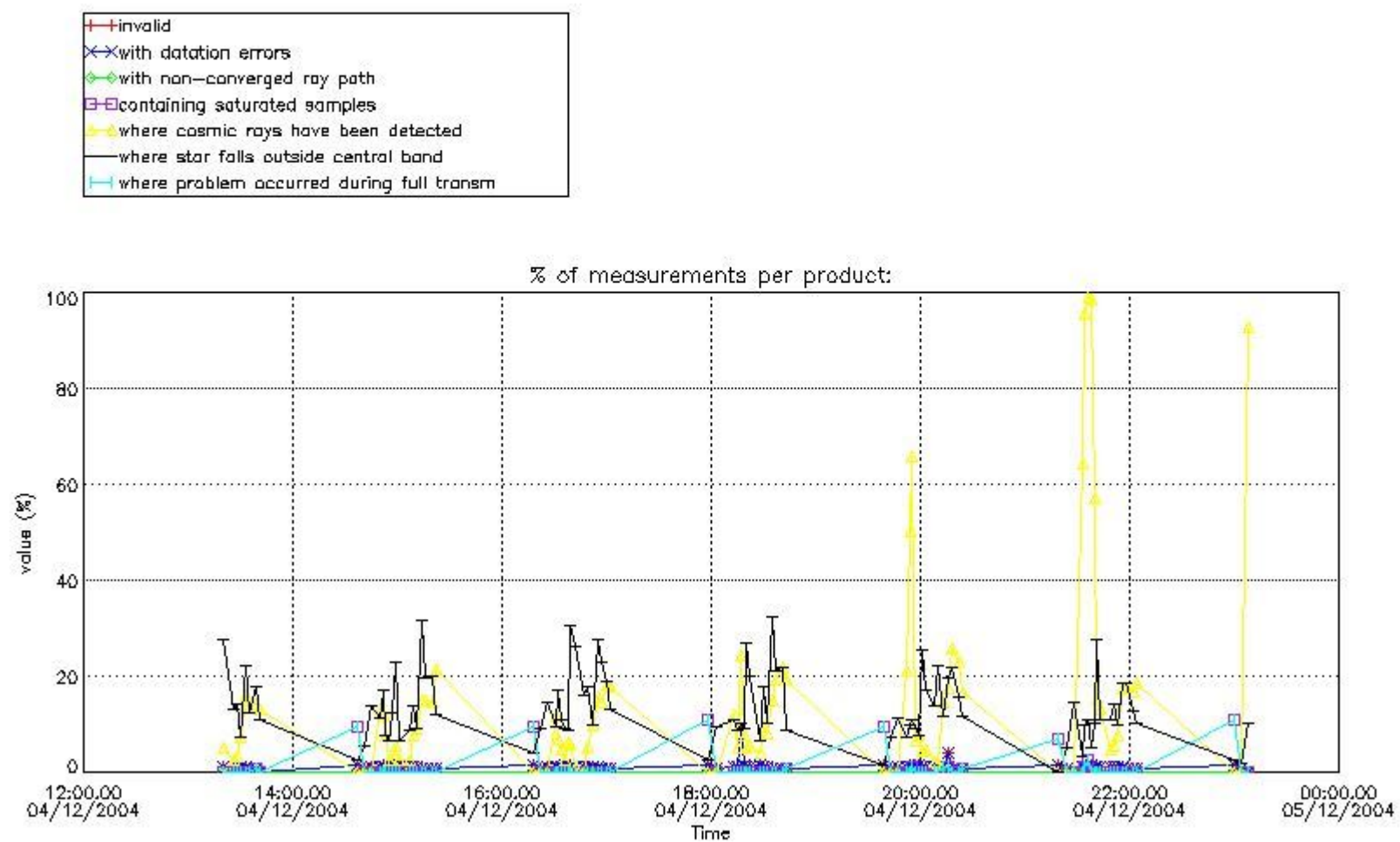


#### 4. Level 1 quality information per product

In this section it is plotted some information contained in the Quality Summary data set of the level 2 products that comes from the level 1b processing. Products without errors (error flag in the MPH set to "0") are used.

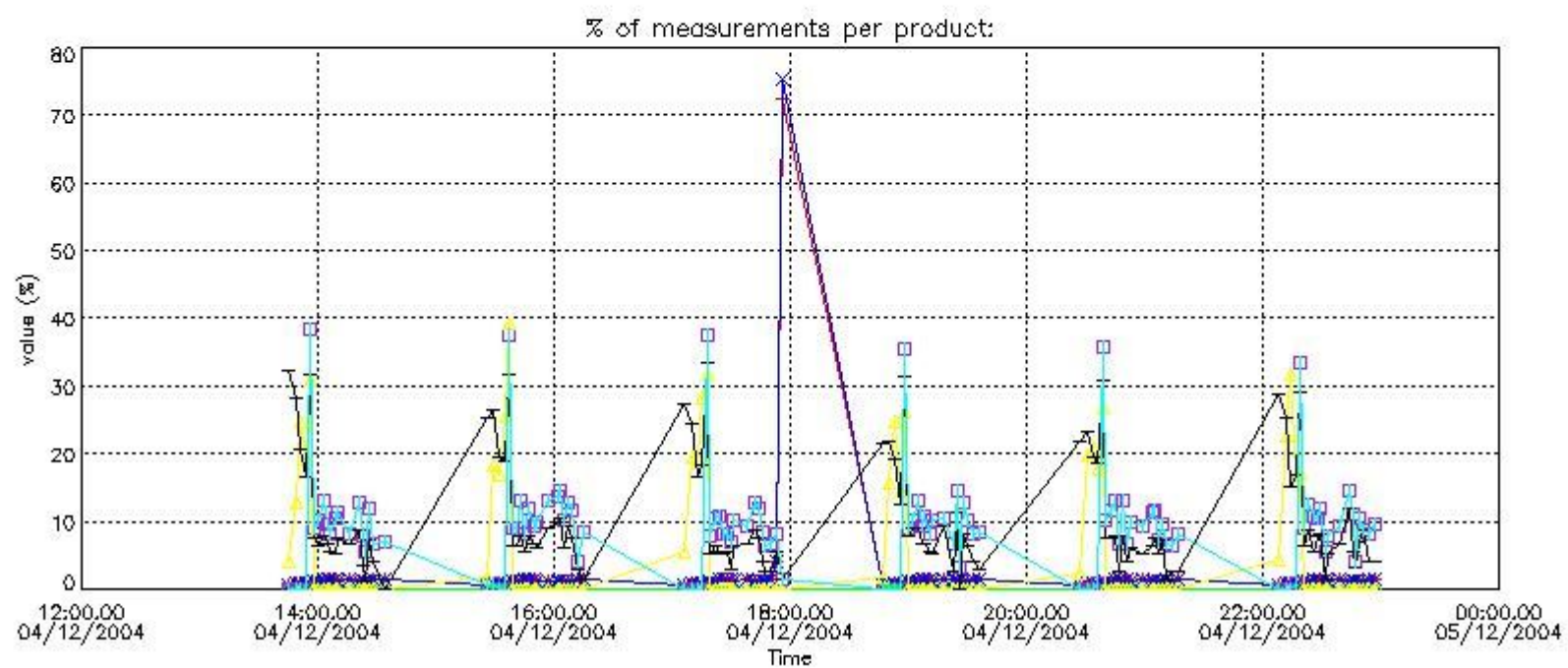
##### 4.1 Plot quality information per product (time dependant) coming from level 1b processing

###### 4.1.1 Plot level 1 quality information per product (time dependant): ENVISAT ASCENDING passes



4.1.2 Plot level 1 quality information per product (time dependant): ENVI SAT DESCENDING passes

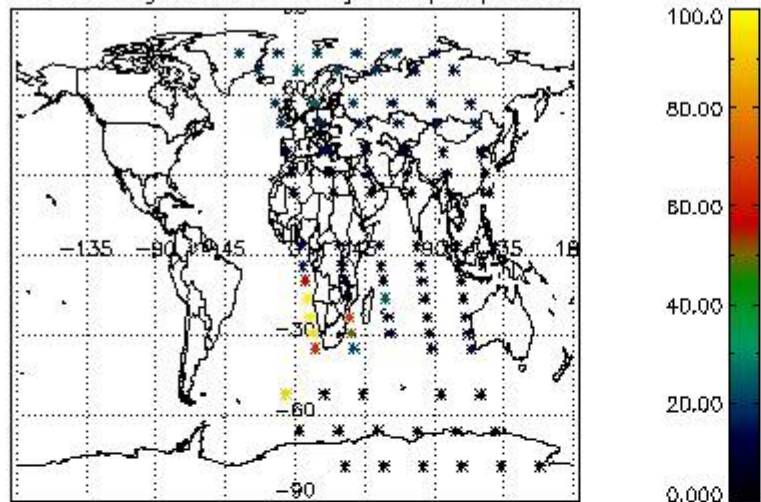




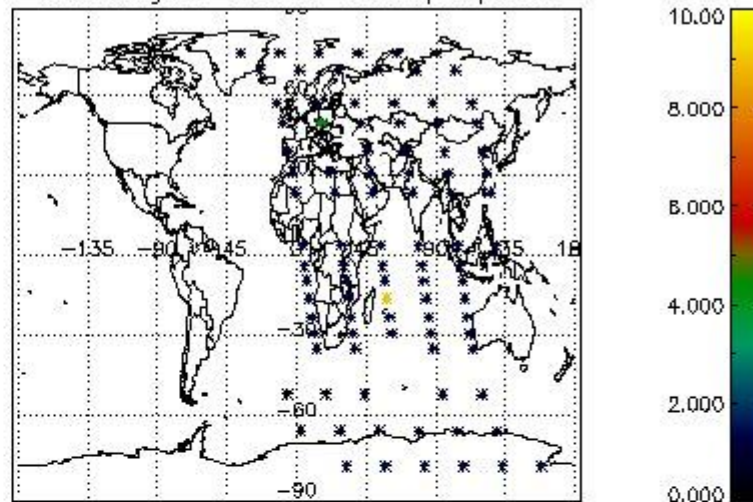
4.2 Plot quality information per product coming from level 1b processing (world map)

4.2.1 Plot level 1 quality information per product (world map): ENVISAT ASCENDING passes

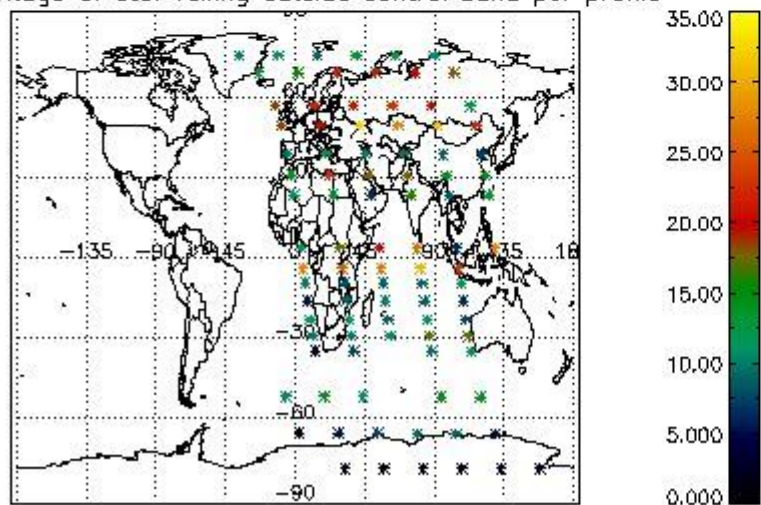
Percentage of cosmic ray hits per profile



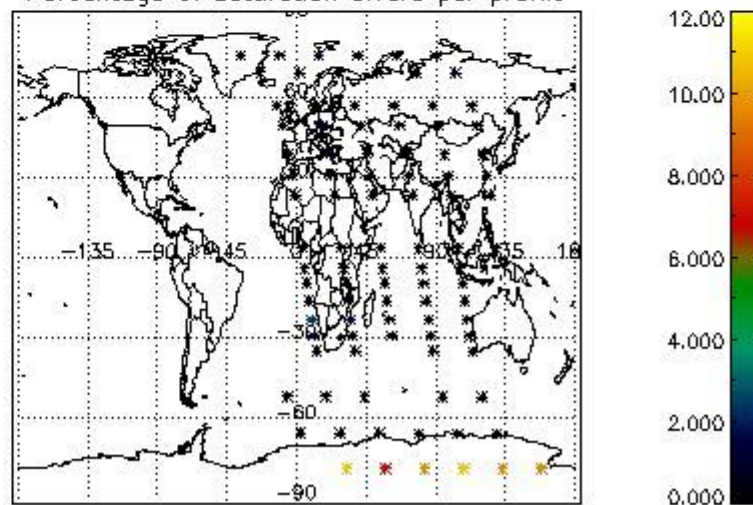
Percentage of datation errors per profile



Percentage of star falling outside central band per profile



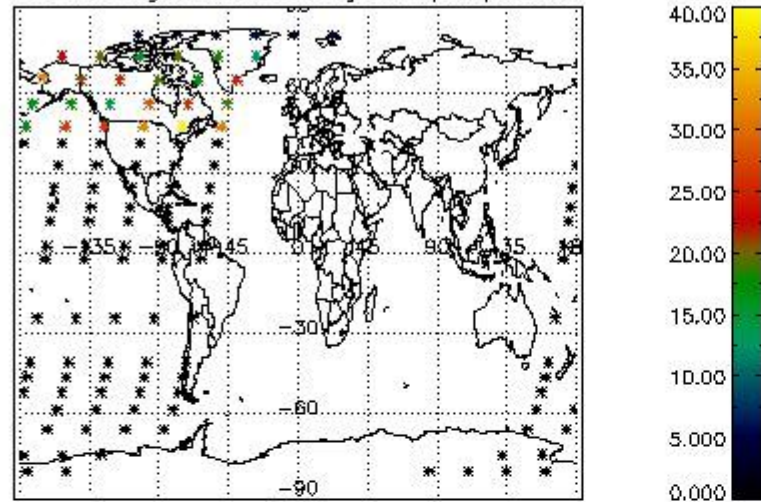
Percentage of saturation errors per profile



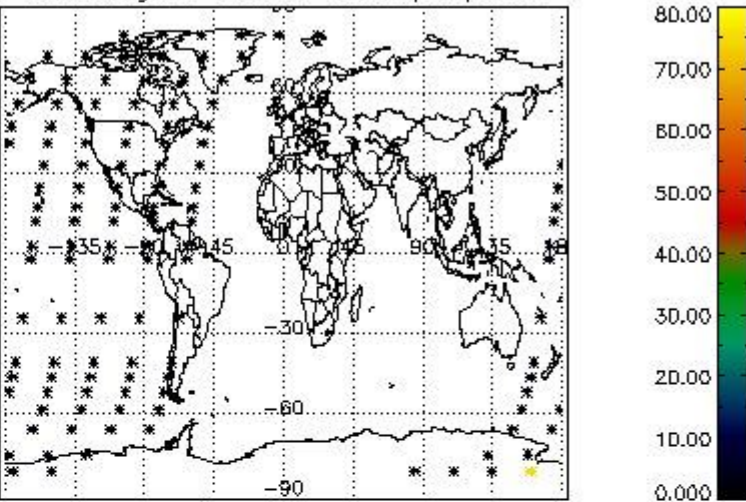
4.2.2 Plot level 1 quality information per product (world map): ENVISAT DESCENDING passes



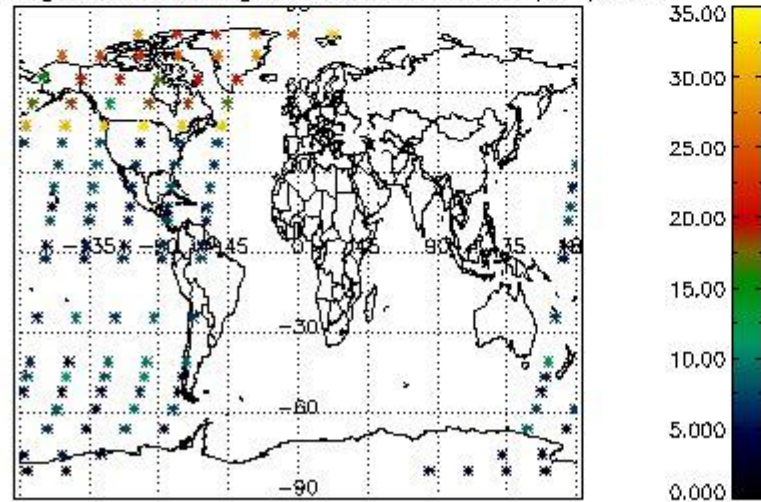
Percentage of cosmic ray hits per profile



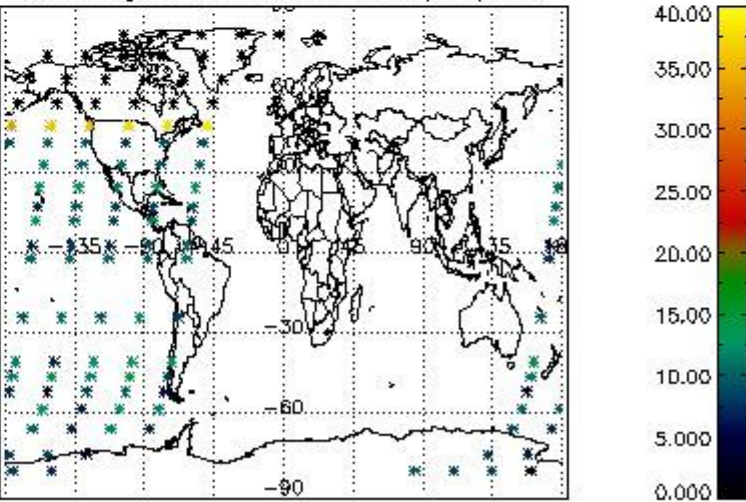
Percentage of datation errors per profile



Percentage of star falling outside central band per profile



Percentage of saturation errors per profile



## 5. Trace gas profiles

### 5.1 Ozone statistics based on quality of products

The final quality of the products can be "measured" using the STD (Standard Deviation) attached to every point profile. This information is written to the parameter GOM\_NL\_\_2P/NL\_LOCAL\_SPECIES\_DENSITY/o3\_std of the level 2 products. The table below shows the statistics for given STD ranges.

The statistics are given with respect to the overall valid production:

- Products without fatal errors: GOM\_NL\_\_2P/MPH/PRODUCT\_ERR=0
- Valid point profile: GOM\_NL\_\_2P/NL\_LOCAL\_SPECIES\_DENSITY/pcd(0)=0

The 'Criteria' is applied to valid points of dark limb products:

- Products in dark limb illumination condition: GOM\_NL\_\_2P/NL\_SUMMARY\_QUALITY/obs\_ill\_cond=0
- Products without fatal errors: GOM\_NL\_\_2P/MPH/PRODUCT\_ERR=0
- Valid point profile: GOM\_NL\_\_2P/NL\_LOCAL\_SPECIES\_DENSITY/pcd(0)=0

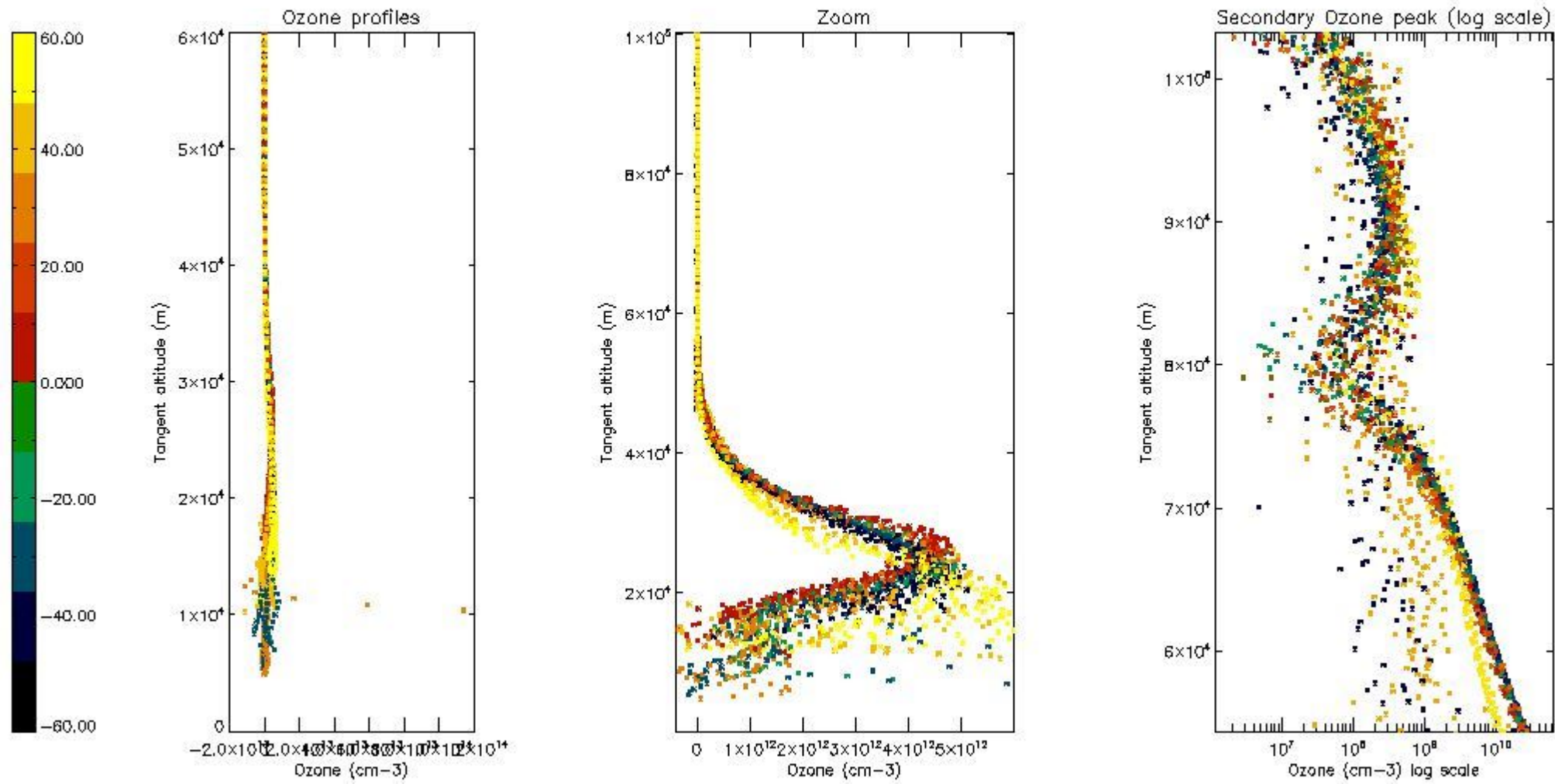
So, the table below shows the percentage of dark limb and valid observations for each criteria with respect to the overall valid daily observations.

Criteria	% of total production
All STD	33
STD < 20	20

STD < 10	17
STD < 5	12

5.2 Plot ozone profiles for all STD (dark without errors)

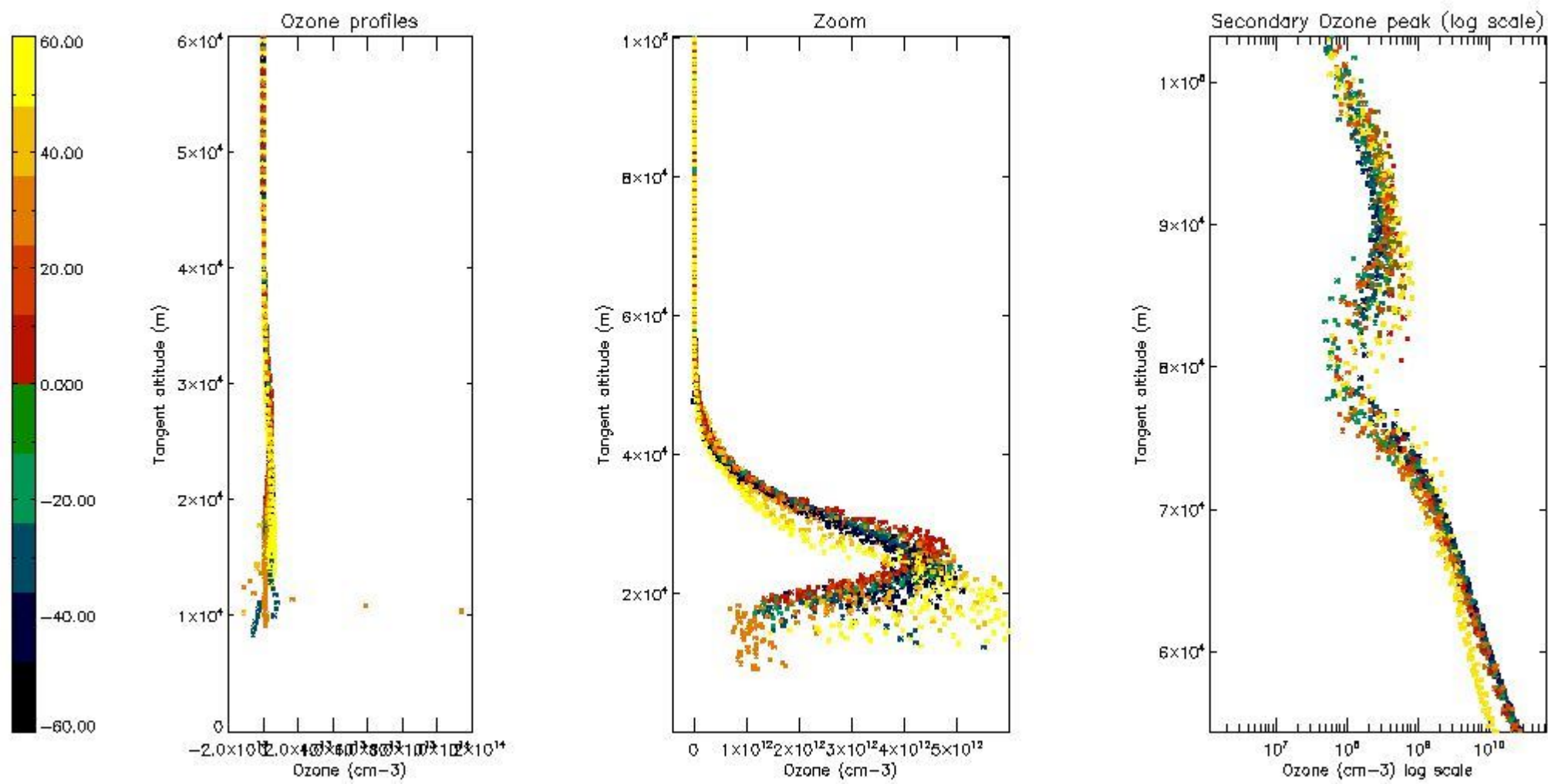
The colorbar represents the latitude.



5.3 Plot ozone profiles where STD < 20% (dark without errors)

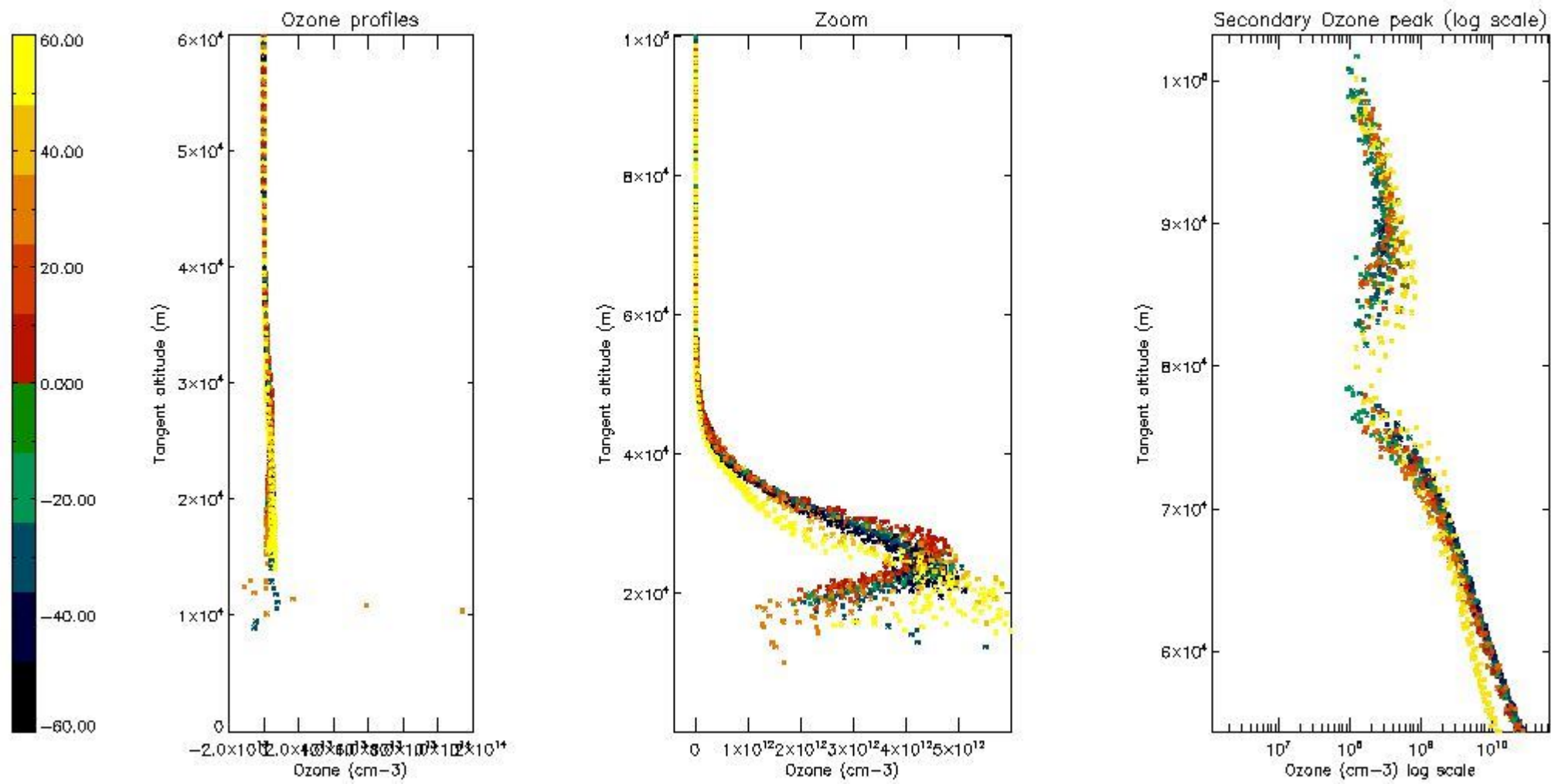
The colorbar represents the latitude.





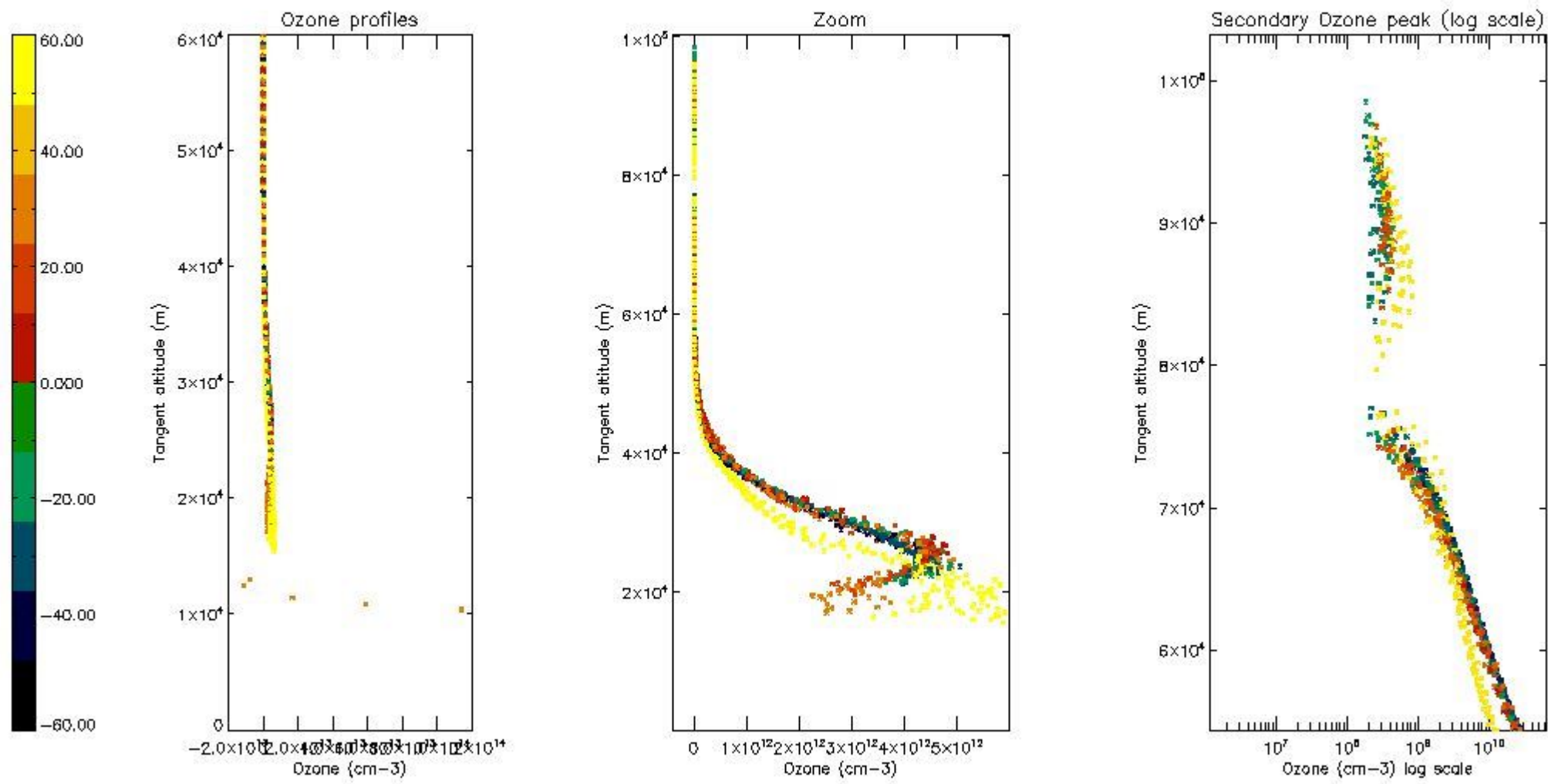
5.4 Plot ozone profiles where  $STD < 10\%$  (dark without errors)

The colorbar represents the latitude.



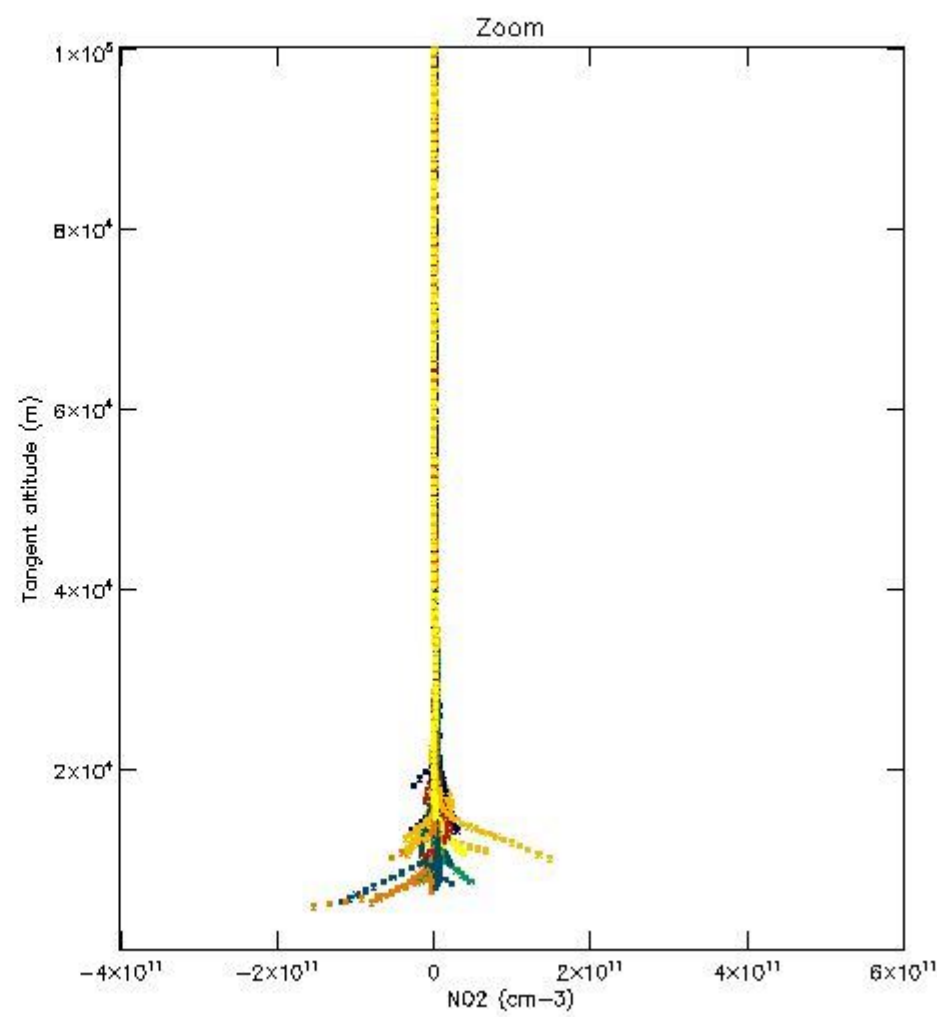
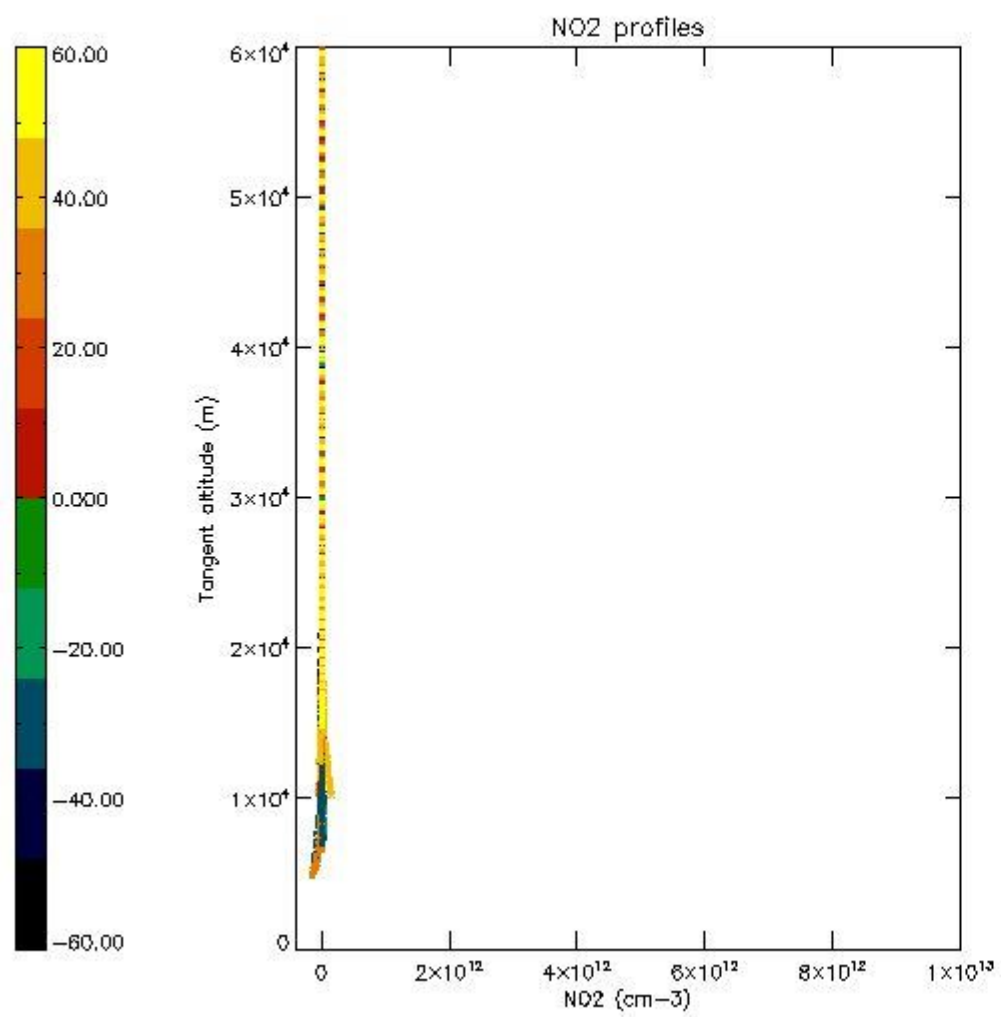
*5.5 Plot ozone profiles where STD < 5% (dark without errors)*

The colorbar represents the latitude.



*5.6 Plot NO<sub>2</sub> profiles for all STD (dark without errors)*

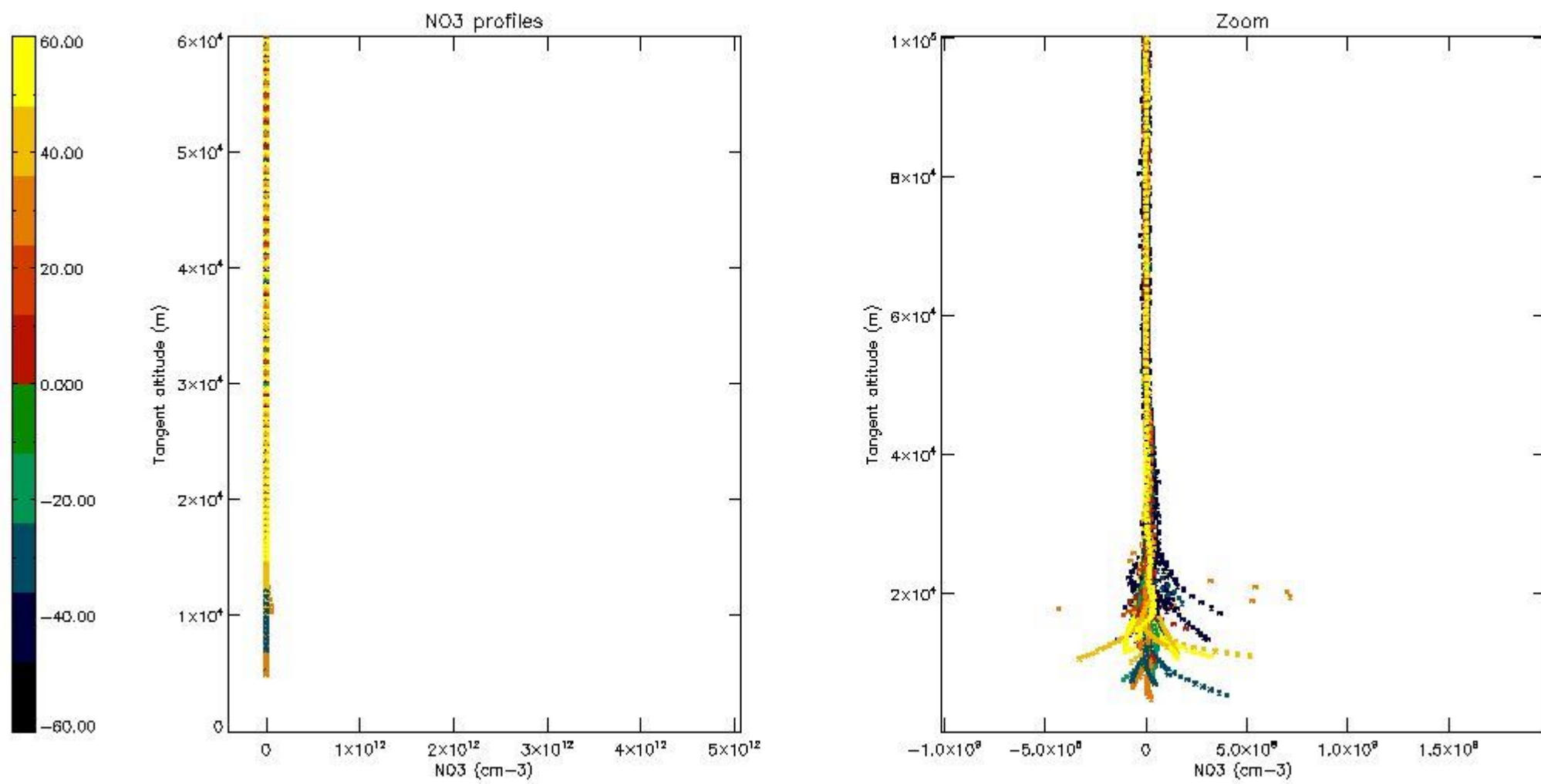
The colorbar represents the latitude.



*5.7 Plot NO3 profiles for all STD (dark without errors)*

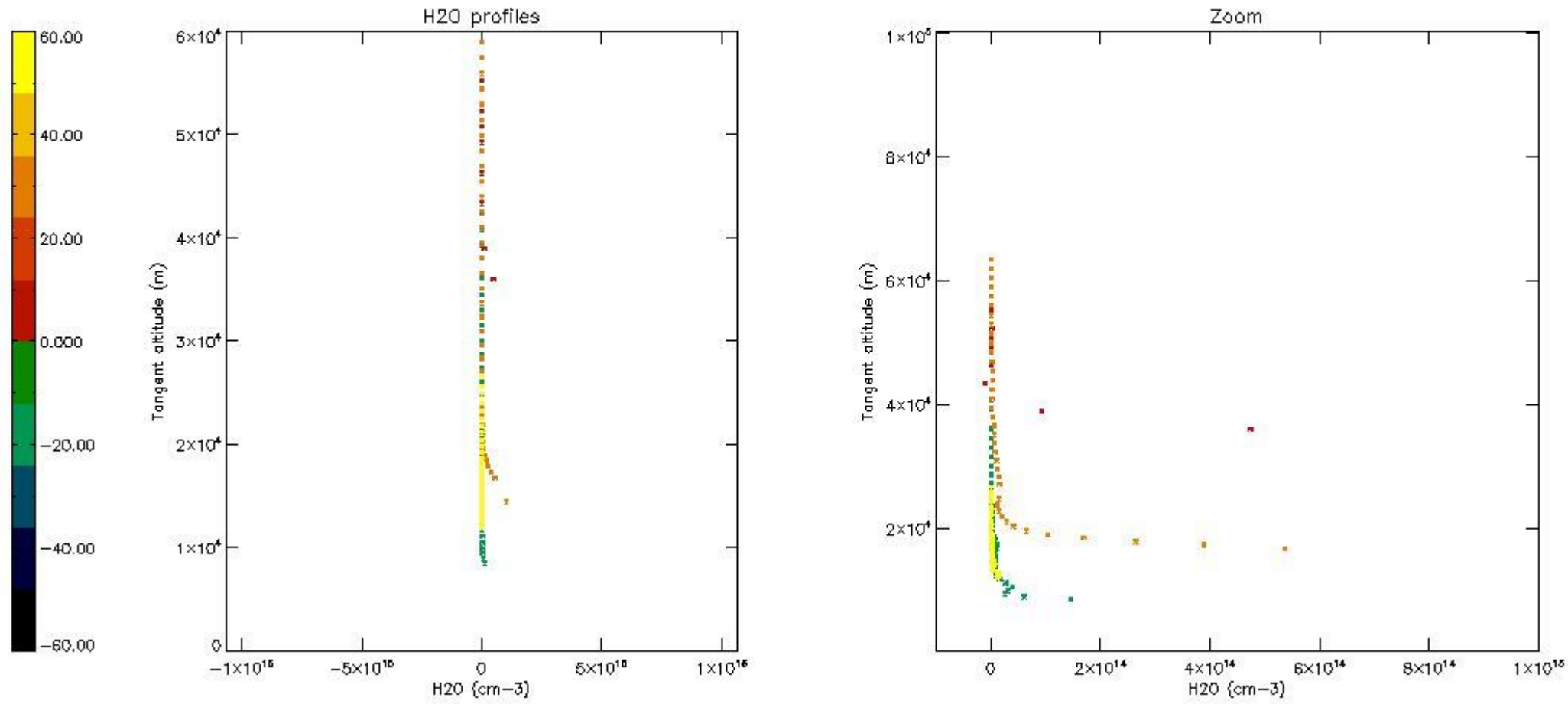
The colorbar represents the latitude.





*5.8 Plot H2O profiles for all STD (only for occultations of stars 1,2,3,4,13,14,16,26,63 dark without errors)*

The colorbar represents the latitude.



## 6. Auxiliary Data Files used for the production reported in section 2

The number reported in the third column indicates since which file (see list in section 2) the corresponding auxiliary file has been used. The fourth column is the date of those product files.

Type	Auxiliary Filename	Used since product	Used since product date
INST_PHYS_CHARACTERISTICS	GOM_INS_AXVIEC20091111_143220_20030716_120000_20500101_000000	1	04-DEC-2004 13:20:24
LEVEL-2_PROC_CONFIG	GOM_PR2_AXVIEC20091111_152718_20020301_000000_20500101_000000	1	04-DEC-2004 13:20:24
CROSS_SECTIONS_FILE	GOM_CRS_AXVIEC20091111_154832_20020301_000000_20500101_000000	1	04-DEC-2004 13:20:24

# GOMOS Level 2 Daily Report

## SUMMARY

### [1. General Info](#)

### [2. Summary of processed GOM\\_NL\\_2P products](#)

### [3. Level 2 Quality information per product](#)

#### [3.1 Plot of level 2 quality information per product \(time dependant\)](#)

#### [3.2 Plot of level 2 quality information per product \(world map\)](#)

### [4. Level 1 Quality information per product \(stored on level 2 products\)](#)

#### [4.1 Plot of level 1 quality information per product \(time dependant\)](#)

##### [4.1.1 Plot of level 1 quality information per product \(time dependant\): ASCENDING](#)

##### [4.1.2 Plot of level 1 quality information per product \(time dependant\): DESCENDING](#)

#### [4.2 Plot of level 1 quality information per product \(world map\)](#)

##### [4.2.1 Plot of level 1 quality information per product \(world map\): ASCENDING](#)

##### [4.2.2 Plot of level 1 quality information per product \(world map\): DESCENDING](#)

### [5. Ozone profiles based on quality statistics and other trace gas profiles](#)

#### [5.1 Ozone statistics based on quality of products](#)

#### [5.2 Plot ozone profiles for all STD \(dark without errors\)](#)

#### [5.3 Plot ozone profiles where STD < 20% \(dark without errors\)](#)

#### [5.4. Plot ozone profiles where STD < 10% \(dark without errors\)](#)

#### [5.5. Plot ozone profiles where STD < 5% \(dark without errors\)](#)

#### [5.6 Plot NO2 profiles for all STD \(dark without errors\)](#)

#### [5.7 Plot NO3 profiles for all STD \(dark without errors\)](#)

#### [5.8 Plot H2O profiles \(only for occultations of stars 1,2,3,4,13,14,16,26,63 dark without errors\) for all STD](#)

### [6. Auxiliary Data Files used for the production reported in section 2](#)

This report presents the daily analysis on parameters extracted from GOMOS level 2 data (GOM\_NL\_\_2P). It is intended to monitor some important parameters that will impact the quality of these products. A list of level 2 products (and content) that have arrived during the reporting day to the PCF is also given.

Item	Value
Time of report generation	22APR2013 09:21:03
Data source version	GOMOS/6.01
Start time of products	04-12-2004 (04DEC2004 00:00:00)
Stop time of products	05-12-2004 (05DEC2004 00:00:00)
Store outputs in DB	Yes
Nb of level 2 prods	214
Nb of prods with errors	1

## 2. Summary of processed GOM\_NL\_\_2P products.

Nr	Filename	UTC Start time	Limb	Duration	Star Id	Star Name	Star Mag	Star Temp	Nb Meas	Orbit	Prod. error
1	GOM_NL__2PRFIN20041204_132024_000000492032_00368_14450_6734.N1	04-DEC-2004 13:20:24	Dark	49.000	12	Alp1Cru	0.77500	30000.	98	14450	No
2	GOM_NL__2PRFIN20041204_132558_000000422032_00368_14450_6735.N1	04-DEC-2004 13:25:58	Dark	41.500	29	Bet Car	1.6720	10200.	83	14450	No
3	GOM_NL__2PRFIN20041204_132802_000000462032_00368_14450_6736.N1	04-DEC-2004 13:28:02	Dark	46.000	41	Eps Car	1.8600	4100.0	92	14450	No
4	GOM_NL__2PRFIN20041204_133016_000000492032_00368_14450_6737.N1	04-DEC-2004 13:30:16	Dark	48.500	34	Gam2Vel	1.7930	23000.	97	14450	No
5	GOM_NL__2PRFIN20041204_133319_000000502032_00368_14450_6738.N1	04-DEC-2004 13:33:19	Dark	50.000	2	Alp Car	-0.73600	7000.0	100	14450	No
6	GOM_NL__2PRFIN20041204_133524_000000602032_00368_14450_6739.N1	04-DEC-2004 13:35:24	Dark	60.000	117	Pi Pup	2.7060	3800.0	120	14450	No
7	GOM_NL__2PRFIN20041204_133904_000000702032_00368_14450_6740.N1	04-DEC-2004 13:39:04	Dark	70.000	23	21Eps CMa	1.5020	26000.	140	14450	No
8	GOM_NL__2PRFIN20041204_134110_000000702032_00368_14450_6741.N1	04-DEC-2004 13:41:10	Straylight	69.500	179	24Omi2CMa	3.0320	24000.	139	14450	No
9	GOM_NL__2PRFIN20041204_134501_000000962032_00368_14450_6742.N1	04-DEC-2004 13:45:01	Straylight	96.000	1	9Alp CMa	-1.4400	11000.	192	14450	No
10	GOM_NL__2PRFIN20041204_134833_000000622032_00368_14450_6743.N1	04-DEC-2004 13:48:33	Straylight	62.000	7	19Bet Ori	0.10000	14000.	124	14450	No
11	GOM_NL__2PRFIN20041204_135119_000000632032_00368_14450_6744.N1	04-DEC-2004 13:51:19	Twi_and_stray	63.000	30	46Eps Ori	1.6940	30000.	126	14450	No
12	GOM_NL__2PRFIN20041204_135355_000000572032_00368_14450_6745.N1	04-DEC-2004 13:53:55	Twi_and_stray	57.000	27	24Gam Ori	1.6360	26000.	114	14450	No
13	GOM_NL__2PRFIN20041204_135619_000000602032_00368_14450_6746.N1	04-DEC-2004 13:56:19	Bright	60.000	13	87Alp Tau	0.86700	3800.0	120	14450	No
14	GOM_NL__2PRFIN20041204_135806_000000392032_00368_14450_6747.N1	04-DEC-2004 13:58:06	Bright	39.000	146	25Eta Tau	2.8730	15200.	78	14450	No
15	GOM_NL__2PRFIN20041204_140024_000000392032_00368_14450_6748.N1	04-DEC-2004 14:00:24	Bright	39.000	150	44Zet Per	2.8900	28000.	78	14450	No
16	GOM_NL__2PRFIN20041204_140248_000000392032_00368_14450_6749.N1	04-DEC-2004 14:02:48	Bright	38.500	79	26Bet Per	2.3100	13100.	77	14450	No
17	GOM_NL__2PRFIN20041204_140453_000000372032_00368_14450_6750.N1	04-DEC-2004 14:04:53	Bright	37.000	175	39Del Per	3.0100	19400.	74	14450	No
18	GOM_NL__2PRFIN20041204_140620_000000372032_00368_14450_6751.N1	04-DEC-2004 14:06:20	Bright	36.500	160	23Gam Per	2.9300	4700.0	73	14450	No
19	GOM_NL__2PRFIN20041204_140854_000000382032_00368_14450_6752.N1	04-DEC-2004 14:08:54	Bright	38.000	110	37Del Cas	2.6780	8900.0	76	14450	No
20	GOM_NL__2PRFIN20041204_141014_000000402032_00368_14450_6753.N1	04-DEC-2004 14:10:14	Bright	40.000	74	11Bet Cas	2.2680	6600.0	80	14450	No
21	GOM_NL__2PRFIN20041204_141626_000000372032_00368_14450_6754.N1	04-DEC-2004 14:16:26	Bright	37.000	49	1Alp UMi	1.9900	6300.0	74	14450	No
22	GOM_NL__2PRFIN20041204_142107_000000402032_00368_14450_6755.N1	04-DEC-2004 14:21:07	Bright	39.500	60	7Bet UMi	2.0810	3950.0	79	14450	No
23	GOM_NL__2PRFIN20041204_142245_000000452032_00368_14450_6756.N1	04-DEC-2004 14:22:45	Bright	44.500	36	50Alp UMa	1.8000	6300.0	89	14450	No
24	GOM_NL__2PRFIN20041204_142419_000000462032_00368_14450_6757.N1	04-DEC-2004 14:24:19	Bright	46.000	82	48Bet UMa	2.3650	10600.	92	14450	No
25	GOM_NL__2PRFIN20041204_142613_000000422032_00368_14450_6758.N1	04-DEC-2004 14:26:13	Bright	42.000	32	77Eps UMa	1.7630	11000.	84	14450	No
26	GOM_NL__2PRFIN20041204_142825_000000382032_00368_14450_6759.N1	04-DEC-2004 14:28:25	Bright	37.500	39	85Eta UMa	1.8540	24000.	75	14450	No
27	GOM_NL__2PRFIN20041204_143427_000000362032_00368_14450_6760.N1	04-DEC-2004 14:34:27	Bright	35.500	83		2.3780	11000.	71	14450	No
28	GOM_NL__2PRFIN20041204_143701_000000372032_00368_14450_6761.N1	04-DEC-2004 14:37:01	Bright	37.000	3	16Alp Boo	-0.050000	4250.0	74	14450	No
29	GOM_NL__2PRFIN20041204_144118_000000852032_00368_14450_6762.N1	04-DEC-2004 14:41:18	Bright	85.000	96	68Del Leo	2.5600	9300.0	170	14450	No
30	GOM_NL__2PRFIN20041204_144518_000000512032_00368_14450_6763.N1	04-DEC-2004 14:45:18	Bright	51.000	121	29Gam Vir	2.7400	7200.0	102	14450	No
31	GOM_NL__2PRFIN20041204_145010_000000492032_00368_14450_6764.N1	04-DEC-2004 14:50:10	Twi_and_stray	49.000	163	7Del Crv	2.9450	11000.	98	14450	No
32	GOM_NL__2PRFIN20041204_145146_000000502032_00368_14450_6765.N1	04-DEC-2004 14:51:46	Dark	50.000	106	9Bet Crv	2.6480	5600.0	100	14450	No
33	GOM_NL__2PRFIN20041204_145329_000000402032_00368_14450_6766.N1	04-DEC-2004 14:53:29	Dark	40.000	123	Iot Cen	2.7500	10200.	80	14450	No
34	GOM_NL__2PRFIN20041204_145529_000000392032_00368_14450_6767.N1	04-DEC-2004 14:55:29	Dark	38.500	95	Zet Cen	2.5450	26000.	77	14450	No
35	GOM_NL__2PRFIN20041204_145721_000000412032_00368_14450_6768.N1	04-DEC-2004 14:57:21	Dark	41.000	77	Eps Cen	2.3030	28000.	82	14450	No
36	GOM_NL__2PRFIN20041204_145852_000000462032_00368_14450_6769.N1	04-DEC-2004 14:58:52	Dark	46.000	10	Bet Cen	0.61000	28000.	92	14450	No
37	GOM_NL__2PRFIN20041204_150100_000000392032_00369_14451_6734.N1	04-DEC-2004 15:01:00	Dark	39.000	12	Alp1Cru	0.77500	30000.	78	14451	No
38	GOM_NL__2PRFIN20041204_150634_000000412032_00369_14451_6735.N1	04-DEC-2004 15:06:34	Dark	40.500	29	Bet Car	1.6720	10200.	81	14451	No
39	GOM_NL__2PRFIN20041204_150838_000000472032_00369_14451_6736.N1	04-DEC-2004 15:08:38	Dark	46.500	41	Eps Car	1.8600	4100.0	93	14451	No
40	GOM_NL__2PRFIN20041204_151053_000000502032_00369_14451_6737.N1	04-DEC-2004 15:10:53	Dark	50.000	34	Gam2Vel	1.7930	23000.	100	14451	No
41	GOM_NL__2PRFIN20041204_151355_000000572032_00369_14451_6738.N1	04-DEC-2004 15:13:55	Dark	57.000	2	Alp Car	-0.73600	7000.0	114	14451	No
42	GOM_NL__2PRFIN20041204_151601_000000672032_00369_14451_6739.N1	04-DEC-2004 15:16:01	Dark	66.500	117	Pi Pup	2.7060	3800.0	133	14451	No



43	GOM_NL__2PRFIN20041204_151941_000000722032_00369_14451_6740.N1	04-DEC-2004 15:19:41	Dark	72.000	23	21Eps CMa	1.5020	26000.	144	14451	No
44	GOM_NL__2PRFIN20041204_152147_000000712032_00369_14451_6741.N1	04-DEC-2004 15:21:47	Straylight	70.500	179	24Omi2CMa	3.0320	24000.	141	14451	No
45	GOM_NL__2PRFIN20041204_152537_000000872032_00369_14451_6742.N1	04-DEC-2004 15:25:37	Straylight	86.500	1	9Alp CMa	-1.4400	11000.	173	14451	No
46	GOM_NL__2PRFIN20041204_152909_000000612032_00369_14451_6743.N1	04-DEC-2004 15:29:09	Straylight	60.500	7	19Bet Ori	0.10000	14000.	121	14451	No
47	GOM_NL__2PRFIN20041204_153155_000000622032_00369_14451_6744.N1	04-DEC-2004 15:31:55	Tw_i_and_stray	62.000	30	46Eps Ori	1.6940	30000.	124	14451	No
48	GOM_NL__2PRFIN20041204_153431_000000592032_00369_14451_6745.N1	04-DEC-2004 15:34:31	Tw_i_and_stray	58.500	27	24Gam Ori	1.6360	26000.	117	14451	No
49	GOM_NL__2PRFIN20041204_153655_000000602032_00369_14451_6746.N1	04-DEC-2004 15:36:55	Bright	60.000	13	87Alp Tau	0.86700	3800.0	120	14451	No
50	GOM_NL__2PRFIN20041204_153842_000000392032_00369_14451_6747.N1	04-DEC-2004 15:38:42	Bright	39.000	146	25Eta Tau	2.8730	15200.	78	14451	No
51	GOM_NL__2PRFIN20041204_154100_000000392032_00369_14451_6748.N1	04-DEC-2004 15:41:00	Bright	38.500	150	44Zet Per	2.8900	28000.	77	14451	No
52	GOM_NL__2PRFIN20041204_154324_000000392032_00369_14451_6749.N1	04-DEC-2004 15:43:24	Bright	38.500	79	26Bet Per	2.3100	13100.	77	14451	No
53	GOM_NL__2PRFIN20041204_154529_000000372032_00369_14451_6750.N1	04-DEC-2004 15:45:29	Bright	37.000	175	39Del Per	3.0100	19400.	74	14451	No
54	GOM_NL__2PRFIN20041204_154656_000000382032_00369_14451_6751.N1	04-DEC-2004 15:46:56	Bright	38.000	160	23Gam Per	2.9300	4700.0	76	14451	No
55	GOM_NL__2PRFIN20041204_154930_000000382032_00369_14451_6752.N1	04-DEC-2004 15:49:30	Bright	37.500	110	37Del Cas	2.6780	8900.0	75	14451	No
56	GOM_NL__2PRFIN20041204_155049_000000402032_00369_14451_6753.N1	04-DEC-2004 15:50:49	Bright	40.000	74	11Bet Cas	2.2680	6600.0	80	14451	No
57	GOM_NL__2PRFIN20041204_155702_000000392032_00369_14451_6754.N1	04-DEC-2004 15:57:02	Bright	38.500	49	1Alp UMi	1.9900	6300.0	77	14451	No
58	GOM_NL__2PRFIN20041204_160143_000000412032_00369_14451_6755.N1	04-DEC-2004 16:01:43	Bright	40.500	60	7Bet UMi	2.0810	3950.0	81	14451	No
59	GOM_NL__2PRFIN20041204_160321_000000482032_00369_14451_6756.N1	04-DEC-2004 16:03:21	Bright	48.000	36	50Alp UMa	1.8000	6300.0	96	14451	No
60	GOM_NL__2PRFIN20041204_160455_000000492032_00369_14451_6757.N1	04-DEC-2004 16:04:55	Bright	49.000	82	48Bet UMa	2.3650	10600.	98	14451	No
61	GOM_NL__2PRFIN20041204_160648_000000432032_00369_14451_6758.N1	04-DEC-2004 16:06:48	Bright	43.000	32	77Eps UMa	1.7630	11000.	86	14451	No
62	GOM_NL__2PRFIN20041204_160901_000000392032_00369_14451_6759.N1	04-DEC-2004 16:09:01	Bright	39.000	39	85Eta UMa	1.8540	24000.	78	14451	No
63	GOM_NL__2PRFIN20041204_161159_000000362032_00369_14451_6760.N1	04-DEC-2004 16:11:59	Bright	36.000	180	27Gam Boo	3.0400	8000.0	72	14451	No
64	GOM_NL__2PRFIN20041204_161503_000000362032_00369_14451_6761.N1	04-DEC-2004 16:15:03	Bright	36.000	83		2.3780	11000.	72	14451	No
65	GOM_NL__2PRFIN20041204_161737_000000372032_00369_14451_6762.N1	04-DEC-2004 16:17:37	Bright	37.000	3	16Alp Boo	-0.050000	4250.0	74	14451	No
66	GOM_NL__2PRFIN20041204_162155_000000892032_00369_14451_6763.N1	04-DEC-2004 16:21:55	Bright	89.000	96	68Del Leo	2.5600	9300.0	178	14451	No
67	GOM_NL__2PRFIN20041204_162555_000000522032_00369_14451_6764.N1	04-DEC-2004 16:25:55	Bright	51.500	121	29Gam Vir	2.7400	7200.0	103	14451	No
68	GOM_NL__2PRFIN20041204_163048_000000482032_00369_14451_6765.N1	04-DEC-2004 16:30:48	Tw_i_and_stray	48.000	163	7Del Crv	2.9450	11000.	96	14451	No
69	GOM_NL__2PRFIN20041204_163222_000000502032_00369_14451_6766.N1	04-DEC-2004 16:32:22	Dark	50.000	106	9Bet Crv	2.6480	5600.0	100	14451	No
70	GOM_NL__2PRFIN20041204_163405_000000412032_00369_14451_6767.N1	04-DEC-2004 16:34:05	Dark	41.000	123	1ot Cen	2.7500	10200.	82	14451	No
71	GOM_NL__2PRFIN20041204_163606_000000392032_00369_14451_6768.N1	04-DEC-2004 16:36:06	Dark	39.000	95	Zet Cen	2.5450	26000.	78	14451	No
72	GOM_NL__2PRFIN20041204_163756_000000402032_00369_14451_6769.N1	04-DEC-2004 16:37:56	Dark	39.500	77	Eps Cen	2.3030	28000.	79	14451	No
73	GOM_NL__2PRFIN20041204_163929_000000512032_00369_14451_6770.N1	04-DEC-2004 16:39:29	Dark	50.500	10	Bet Cen	0.61000	28000.	101	14451	No
74	GOM_NL__2PRFIN20041204_164136_000000502032_00370_14452_6734.N1	04-DEC-2004 16:41:36	Dark	49.500	12	Alp1Cru	0.77500	30000.	99	14452	No
75	GOM_NL__2PRFIN20041204_164711_000000442032_00370_14452_6735.N1	04-DEC-2004 16:47:11	Dark	44.000	29	Bet Car	1.6720	10200.	88	14452	No
76	GOM_NL__2PRFIN20041204_164916_000000482032_00370_14452_6736.N1	04-DEC-2004 16:49:16	Dark	48.000	41	Eps Car	1.8600	4100.0	96	14452	No
77	GOM_NL__2PRFIN20041204_165130_000000512032_00370_14452_6737.N1	04-DEC-2004 16:51:30	Dark	50.500	34	Gam2Vel	1.7930	23000.	101	14452	No
78	GOM_NL__2PRFIN20041204_165431_000000552032_00370_14452_6738.N1	04-DEC-2004 16:54:31	Dark	54.500	2	Alp Car	-0.73600	7000.0	109	14452	No
79	GOM_NL__2PRFIN20041204_165640_000000662032_00370_14452_6739.N1	04-DEC-2004 16:56:40	Dark	66.000	117	Pi Pup	2.7060	3800.0	132	14452	No
80	GOM_NL__2PRFIN20041204_170019_000000692032_00370_14452_6740.N1	04-DEC-2004 17:00:19	Dark	69.000	23	21Eps CMa	1.5020	26000.	138	14452	No
81	GOM_NL__2PRFIN20041204_170223_000000732032_00370_14452_6741.N1	04-DEC-2004 17:02:23	Straylight	72.500	179	24Omi2CMa	3.0320	24000.	145	14452	No
82	GOM_NL__2PRFIN20041204_170612_000000922032_00370_14452_6742.N1	04-DEC-2004 17:06:12	Straylight	91.500	1	9Alp CMa	-1.4400	11000.	183	14452	No
83	GOM_NL__2PRFIN20041204_170945_000000592032_00370_14452_6743.N1	04-DEC-2004 17:09:45	Straylight	59.000	7	19Bet Ori	0.10000	14000.	118	14452	No
84	GOM_NL__2PRFIN20041204_171230_000000602032_00370_14452_6744.N1	04-DEC-2004 17:12:30	Tw_i_and_stray	60.000	30	46Eps Ori	1.6940	30000.	120	14452	No
85	GOM_NL__2PRFIN20041204_171505_000000602032_00370_14452_6745.N1	04-DEC-2004 17:15:05	Tw_i_and_stray	60.000	27	24Gam Ori	1.6360	26000.	120	14452	No
86	GOM_NL__2PRFIN20041204_171731_000000602032_00370_14452_6746.N1	04-DEC-2004 17:17:31	Bright	60.000	13	87Alp Tau	0.86700	3800.0	120	14452	No
87	GOM_NL__2PRFIN20041204_171918_000000392032_00370_14452_6747.N1	04-DEC-2004 17:19:18	Bright	38.500	146	25Eta Tau	2.8730	15200.	77	14452	No
88	GOM_NL__2PRFIN20041204_172136_000000392032_00370_14452_6748.N1	04-DEC-2004 17:21:36	Bright	38.500	150	44Zet Per	2.8900	28000.	77	14452	No
89	GOM_NL__2PRFIN20041204_172400_000000372032_00370_14452_6749.N1	04-DEC-2004 17:24:00	Bright	37.000	79	26Bet Per	2.3100	13100.	74	14452	No
90	GOM_NL__2PRFIN20041204_172604_000000382032_00370_14452_6750.N1	04-DEC-2004 17:26:04	Bright	37.500	175	39Del Per	3.0100	19400.	75	14452	No
91	GOM_NL__2PRFIN20041204_172732_000000372032_00370_14452_6751.N1	04-DEC-2004 17:27:32	Bright	36.500	160	23Gam Per	2.9300	4700.0	73	14452	No
92	GOM_NL__2PRFIN20041204_173007_000000362032_00370_14452_6752.N1	04-DEC-2004 17:30:07	Bright	36.000	110	37Del Cas	2.6780	8900.0	72	14452	No
93	GOM_NL__2PRFIN20041204_173126_000000402032_00370_14452_6753.N1	04-DEC-2004 17:31:26	Bright	39.500	74	11Bet Cas	2.2680	6600.0	79	14452	No
94	GOM_NL__2PRFIN20041204_173738_000000382032_00370_14452_6754.N1	04-DEC-2004 17:37:38	Bright	37.500	49	1Alp UMi	1.9900	6300.0	75	14452	No
95	GOM_NL__2PRFIN20041204_174219_000000402032_00370_14452_6755.N1	04-DEC-2004 17:42:19	Bright	39.500	60	7Bet UMi	2.0810	3950.0	79	14452	No
96	GOM_NL__2PRFIN20041204_174356_000000472032_00370_14452_6756.N1	04-DEC-2004 17:43:56	Bright	46.500	36	50Alp UMa	1.8000	6300.0	93	14452	No
97	GOM_NL__2PRFIN20041204_174530_000000482032_00370_14452_6757.N1	04-DEC-2004 17:45:30	Bright	48.000	82	48Bet UMa	2.3650	10600.	96	14452	No
98	GOM_NL__2PRFIN20041204_174725_000000402032_00370_14452_6758.N1	04-DEC-2004 17:47:25	Bright	39.500	32	77Eps UMa	1.7630	11000.	79	14452	No
99	GOM_NL__2PRFIN20041204_174936_000000382032_00370_14452_6759.N1	04-DEC-2004 17:49:36	Bright	37.500	39	85Eta UMa	1.8540	24000.	75	14452	No
100	GOM_NL__2PRFIN20041204_175236_000000372032_00370_14452_6760.N1	04-DEC-2004 17:52:36	Bright	37.000	180	27Gam Boo	3.0400	8000.0	74	14452	No
101	GOM_NL__2PRFIN20041204_175539_000000332032_00370_14452_6761.N1	04-DEC-2004 17:55:39	Bright	32.500	83		2.3780	11000.	65	14452	No

102	GOM_NL__2PRFIN20041204_175813_000000372032_00370_14452_6762.N1	04-DEC-2004 17:58:13	Bright	37.000	3	16Alp Boo	-0.050000	4250.0	74	14452	No
103	GOM_NL__2PRFIN20041204_180231_000000912032_00370_14452_6763.N1	04-DEC-2004 18:02:31	Bright	90.500	96	68Del Leo	2.5600	9300.0	181	14452	No
104	GOM_NL__2PRFIN20041204_180632_000000522032_00370_14452_6764.N1	04-DEC-2004 18:06:32	Dark	51.500	121	29Gam Vir	2.7400	7200.0	103	14452	Yes
105	GOM_NL__2PRFIN20041204_181259_000000472032_00370_14452_6766.N1	04-DEC-2004 18:12:59	Dark	46.500	106	9Bet Crv	2.6480	5600.0	93	14452	No
106	GOM_NL__2PRFIN20041204_181442_000000412032_00370_14452_6767.N1	04-DEC-2004 18:14:42	Dark	40.500	123	1ot Cen	2.7500	10200.	81	14452	No
107	GOM_NL__2PRFIN20041204_181642_000000392032_00370_14452_6768.N1	04-DEC-2004 18:16:42	Dark	39.000	95	Zet Cen	2.5450	26000.	78	14452	No
108	GOM_NL__2PRFIN20041204_181833_000000392032_00370_14452_6769.N1	04-DEC-2004 18:18:33	Dark	39.000	77	Eps Cen	2.3030	28000.	78	14452	No
109	GOM_NL__2PRFIN20041204_182005_000000482032_00370_14452_6770.N1	04-DEC-2004 18:20:05	Dark	48.000	10	Bet Cen	0.61000	28000.	96	14452	No
110	GOM_NL__2PRFIN20041204_182213_000000452032_00371_14453_6734.N1	04-DEC-2004 18:22:13	Dark	45.000	12	Alp1Cru	0.77500	30000.	90	14453	No
111	GOM_NL__2PRFIN20041204_182747_000000392032_00371_14453_6735.N1	04-DEC-2004 18:27:47	Dark	39.000	29	Bet Car	1.6720	10200.	78	14453	No
112	GOM_NL__2PRFIN20041204_182952_000000482032_00371_14453_6736.N1	04-DEC-2004 18:29:52	Dark	48.000	41	Eps Car	1.8600	4100.0	96	14453	No
113	GOM_NL__2PRFIN20041204_183207_000000502032_00371_14453_6737.N1	04-DEC-2004 18:32:07	Dark	50.000	34	Gam2Vel	1.7930	23000.	100	14453	No
114	GOM_NL__2PRFIN20041204_183508_000000572032_00371_14453_6738.N1	04-DEC-2004 18:35:08	Dark	57.000	2	Alp Car	-0.73600	7000.0	114	14453	No
115	GOM_NL__2PRFIN20041204_183716_000000652032_00371_14453_6739.N1	04-DEC-2004 18:37:16	Dark	64.500	117	Pi Pup	2.7060	3800.0	129	14453	No
116	GOM_NL__2PRFIN20041204_184056_000000712032_00371_14453_6740.N1	04-DEC-2004 18:40:56	Dark	71.000	23	21Eps CMa	1.5020	26000.	142	14453	No
117	GOM_NL__2PRFIN20041204_184259_000000682032_00371_14453_6741.N1	04-DEC-2004 18:42:59	Straylight	68.000	179	24Omi2CMa	3.0320	24000.	136	14453	No
118	GOM_NL__2PRFIN20041204_184649_000000842032_00371_14453_6742.N1	04-DEC-2004 18:46:49	Straylight	83.500	1	9Alp CMa	-1.4400	11000.	167	14453	No
119	GOM_NL__2PRFIN20041204_185021_000000572032_00371_14453_6743.N1	04-DEC-2004 18:50:21	Straylight	57.000	7	19Bet Ori	0.10000	14000.	114	14453	No
120	GOM_NL__2PRFIN20041204_185305_000000632032_00371_14453_6744.N1	04-DEC-2004 18:53:05	Tw_i_and_stray	62.500	30	46Eps Ori	1.6940	30000.	125	14453	No
121	GOM_NL__2PRFIN20041204_185541_000000562032_00371_14453_6745.N1	04-DEC-2004 18:55:41	Tw_i_and_stray	55.500	27	24Gam Ori	1.6360	26000.	111	14453	No
122	GOM_NL__2PRFIN20041204_185806_000000592032_00371_14453_6746.N1	04-DEC-2004 18:58:06	Bright	59.000	13	87Alp Tau	0.86700	3800.0	118	14453	No
123	GOM_NL__2PRFIN20041204_185954_000000392032_00371_14453_6747.N1	04-DEC-2004 18:59:54	Bright	38.500	146	25Eta Tau	2.8730	15200.	77	14453	No
124	GOM_NL__2PRFIN20041204_190212_000000392032_00371_14453_6748.N1	04-DEC-2004 19:02:12	Bright	39.000	150	44Zet Per	2.8900	28000.	78	14453	No
125	GOM_NL__2PRFIN20041204_190436_000000392032_00371_14453_6749.N1	04-DEC-2004 19:04:36	Bright	38.500	79	26Bet Per	2.3100	13100.	77	14453	No
126	GOM_NL__2PRFIN20041204_190640_000000382032_00371_14453_6750.N1	04-DEC-2004 19:06:40	Bright	38.000	175	39Del Per	3.0100	19400.	76	14453	No
127	GOM_NL__2PRFIN20041204_190808_000000382032_00371_14453_6751.N1	04-DEC-2004 19:08:08	Bright	37.500	160	23Gam Per	2.9300	4700.0	75	14453	No
128	GOM_NL__2PRFIN20041204_191043_000000372032_00371_14453_6752.N1	04-DEC-2004 19:10:43	Bright	37.000	110	37Del Cas	2.6780	8900.0	74	14453	No
129	GOM_NL__2PRFIN20041204_191203_000000392032_00371_14453_6753.N1	04-DEC-2004 19:12:03	Bright	39.000	74	11Bet Cas	2.2680	6600.0	78	14453	No
130	GOM_NL__2PRFIN20041204_191814_000000382032_00371_14453_6754.N1	04-DEC-2004 19:18:14	Bright	38.000	49	1Alp UMi	1.9900	6300.0	76	14453	No
131	GOM_NL__2PRFIN20041204_192255_000000372032_00371_14453_6755.N1	04-DEC-2004 19:22:55	Bright	37.000	60	7Bet UMi	2.0810	3950.0	74	14453	No
132	GOM_NL__2PRFIN20041204_192432_000000492032_00371_14453_6756.N1	04-DEC-2004 19:24:32	Bright	48.500	36	50Alp UMa	1.8000	6300.0	97	14453	No
133	GOM_NL__2PRFIN20041204_192606_000000462032_00371_14453_6757.N1	04-DEC-2004 19:26:06	Bright	46.000	82	48Bet UMa	2.3650	10600.	92	14453	No
134	GOM_NL__2PRFIN20041204_192801_000000432032_00371_14453_6758.N1	04-DEC-2004 19:28:01	Bright	42.500	32	77Eps UMa	1.7630	11000.	85	14453	No
135	GOM_NL__2PRFIN20041204_193013_000000392032_00371_14453_6759.N1	04-DEC-2004 19:30:13	Bright	39.000	39	85Eta UMa	1.8540	24000.	78	14453	No
136	GOM_NL__2PRFIN20041204_193312_000000372032_00371_14453_6760.N1	04-DEC-2004 19:33:12	Bright	37.000	180	27Gam Boo	3.0400	8000.0	74	14453	No
137	GOM_NL__2PRFIN20041204_193616_000000362032_00371_14453_6761.N1	04-DEC-2004 19:36:16	Bright	36.000	83		2.3780	11000.	72	14453	No
138	GOM_NL__2PRFIN20041204_193849_000000372032_00371_14453_6762.N1	04-DEC-2004 19:38:49	Bright	36.500	3	16Alp Boo	-0.050000	4250.0	73	14453	No
139	GOM_NL__2PRFIN20041204_194309_000000882032_00371_14453_6763.N1	04-DEC-2004 19:43:09	Bright	88.000	96	68Del Leo	2.5600	9300.0	176	14453	No
140	GOM_NL__2PRFIN20041204_194709_000000502032_00371_14453_6764.N1	04-DEC-2004 19:47:09	Bright	49.500	121	29Gam Vir	2.7400	7200.0	99	14453	No
141	GOM_NL__2PRFIN20041204_195201_000000482032_00371_14453_6765.N1	04-DEC-2004 19:52:01	Tw_i_and_stray	47.500	163	7Del Crv	2.9450	11000.	95	14453	No
142	GOM_NL__2PRFIN20041204_195336_000000462032_00371_14453_6766.N1	04-DEC-2004 19:53:36	Dark	46.000	106	9Bet Crv	2.6480	5600.0	92	14453	No
143	GOM_NL__2PRFIN20041204_195518_000000412032_00371_14453_6767.N1	04-DEC-2004 19:55:18	Dark	41.000	123	1ot Cen	2.7500	10200.	82	14453	No
144	GOM_NL__2PRFIN20041204_195719_000000392032_00371_14453_6768.N1	04-DEC-2004 19:57:19	Dark	38.500	95	Zet Cen	2.5450	26000.	77	14453	No
145	GOM_NL__2PRFIN20041204_195909_000000392032_00371_14453_6769.N1	04-DEC-2004 19:59:09	Dark	38.500	77	Eps Cen	2.3030	28000.	77	14453	No
146	GOM_NL__2PRFIN20041204_200041_000000472032_00371_14453_6770.N1	04-DEC-2004 20:00:41	Dark	47.000	10	Bet Cen	0.61000	28000.	94	14453	No
147	GOM_NL__2PRFIN20041204_200249_000000442032_00372_14454_7702.N1	04-DEC-2004 20:02:49	Dark	43.500	12	Alp1Cru	0.77500	30000.	87	14454	No
148	GOM_NL__2PRFIN20041204_200823_000000432032_00372_14454_7703.N1	04-DEC-2004 20:08:23	Dark	43.000	29	Bet Car	1.6720	10200.	86	14454	No
149	GOM_NL__2PRFIN20041204_201028_000000522032_00372_14454_7704.N1	04-DEC-2004 20:10:28	Dark	51.500	41	Eps Car	1.8600	4100.0	103	14454	No
150	GOM_NL__2PRFIN20041204_201243_000000522032_00372_14454_7705.N1	04-DEC-2004 20:12:43	Dark	51.500	34	Gam2Vel	1.7930	23000.	103	14454	No
151	GOM_NL__2PRFIN20041204_201544_000000492032_00372_14454_7706.N1	04-DEC-2004 20:15:44	Dark	48.500	2	Alp Car	-0.73600	7000.0	97	14454	No
152	GOM_NL__2PRFIN20041204_201753_000000662032_00372_14454_7707.N1	04-DEC-2004 20:17:53	Dark	66.000	117	Pi Pup	2.7060	3800.0	132	14454	No
153	GOM_NL__2PRFIN20041204_202131_000000682032_00372_14454_7708.N1	04-DEC-2004 20:21:31	Dark	67.500	23	21Eps CMa	1.5020	26000.	135	14454	No
154	GOM_NL__2PRFIN20041204_202336_000000702032_00372_14454_7709.N1	04-DEC-2004 20:23:36	Straylight	69.500	179	24Omi2CMa	3.0320	24000.	139	14454	No
155	GOM_NL__2PRFIN20041204_202725_000000832032_00372_14454_7710.N1	04-DEC-2004 20:27:25	Straylight	83.000	1	9Alp CMa	-1.4400	11000.	166	14454	No
156	GOM_NL__2PRFIN20041204_203057_000000582032_00372_14454_7711.N1	04-DEC-2004 20:30:57	Straylight	58.000	7	19Bet Ori	0.10000	14000.	116	14454	No
157	GOM_NL__2PRFIN20041204_203341_000000622032_00372_14454_7712.N1	04-DEC-2004 20:33:41	Tw_i_and_stray	62.000	30	46Eps Ori	1.6940	30000.	124	14454	No
158	GOM_NL__2PRFIN20041204_203617_000000592032_00372_14454_7713.N1	04-DEC-2004 20:36:17	Tw_i_and_stray	59.000	27	24Gam Ori	1.6360	26000.	118	14454	No
159	GOM_NL__2PRFIN20041204_203841_000000602032_00372_14454_7714.N1	04-DEC-2004 20:38:41	Bright	60.000	13	87Alp Tau	0.86700	3800.0	120	14454	No
160	GOM_NL__2PRFIN20041204_204029_000000402032_00372_14454_7715.N1	04-DEC-2004 20:40:29	Bright	39.500	146	25Eta Tau	2.8730	15200.	79	14454	No

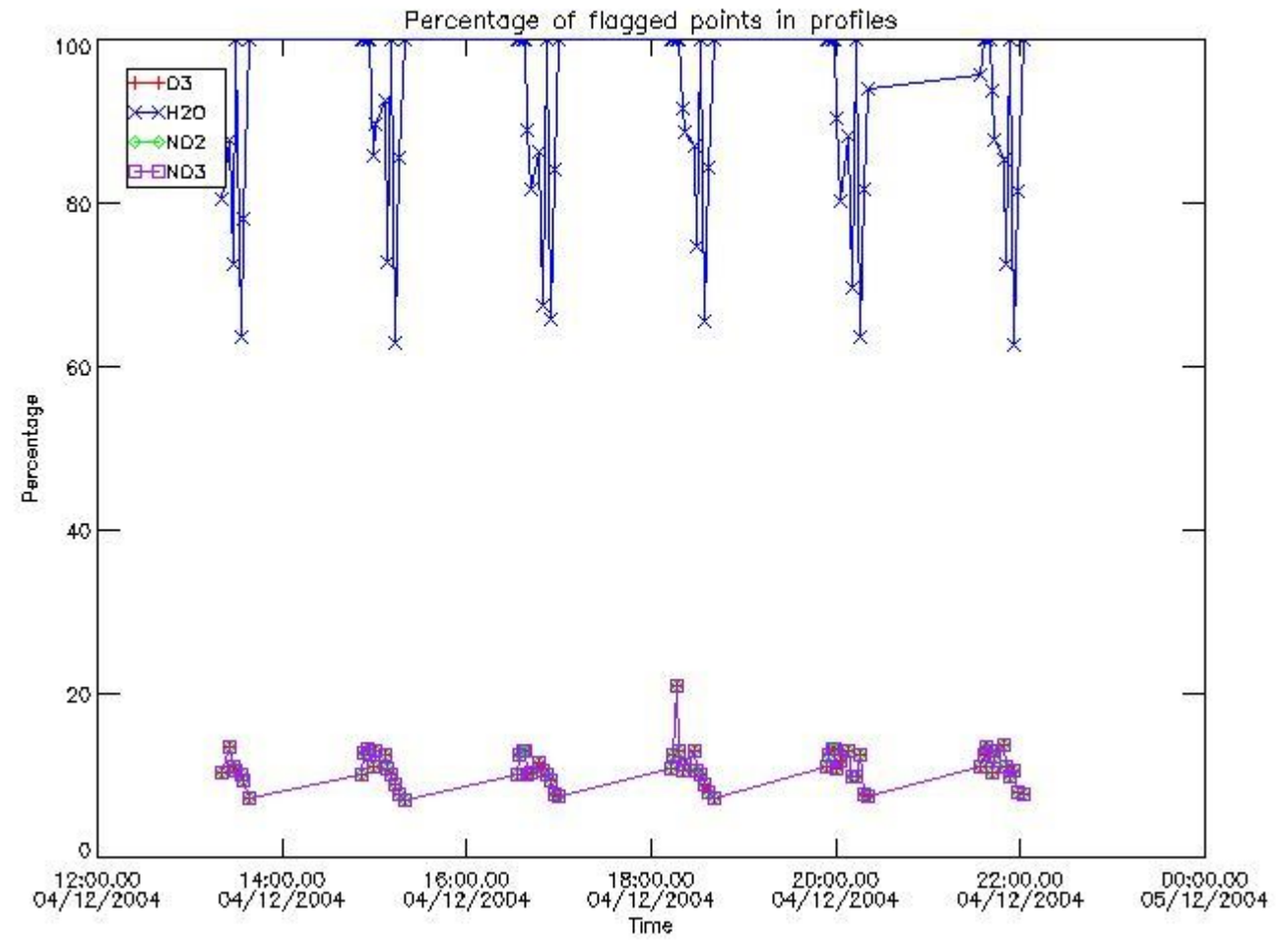
161	GOM_NL__2PRFIN20041204_204248_000000392032_00372_14454_7716.N1	04-DEC-2004 20:42:48	Bright	39.000	150	44Zet Per	2.8900	28000.	78	14454	No
162	GOM_NL__2PRFIN20041204_204512_000000382032_00372_14454_7717.N1	04-DEC-2004 20:45:12	Bright	38.000	79	26Bet Per	2.3100	13100.	76	14454	No
163	GOM_NL__2PRFIN20041204_204715_000000372032_00372_14454_7718.N1	04-DEC-2004 20:47:15	Bright	37.000	175	39Del Per	3.0100	19400.	74	14454	No
164	GOM_NL__2PRFIN20041204_204844_000000392032_00372_14454_7719.N1	04-DEC-2004 20:48:44	Bright	38.500	160	23Gam Per	2.9300	4700.0	77	14454	No
165	GOM_NL__2PRFIN20041204_205119_000000372032_00372_14454_7720.N1	04-DEC-2004 20:51:19	Bright	37.000	110	37Del Cas	2.6780	8900.0	74	14454	No
166	GOM_NL__2PRFIN20041204_205239_000000402032_00372_14454_7721.N1	04-DEC-2004 20:52:39	Bright	40.000	74	11Bet Cas	2.2680	6600.0	80	14454	No
167	GOM_NL__2PRFIN20041204_205849_000000382032_00372_14454_7722.N1	04-DEC-2004 20:58:49	Bright	37.500	49	1Alp UMi	1.9900	6300.0	75	14454	No
168	GOM_NL__2PRFIN20041204_210331_000000402032_00372_14454_7723.N1	04-DEC-2004 21:03:31	Bright	39.500	60	7Bet UMi	2.0810	3950.0	79	14454	No
169	GOM_NL__2PRFIN20041204_210507_000000472032_00372_14454_7724.N1	04-DEC-2004 21:05:07	Bright	47.000	36	50Alp UMa	1.8000	6300.0	94	14454	No
170	GOM_NL__2PRFIN20041204_210642_000000482032_00372_14454_7725.N1	04-DEC-2004 21:06:42	Bright	48.000	82	48Bet UMa	2.3650	10600.	96	14454	No
171	GOM_NL__2PRFIN20041204_210836_000000422032_00372_14454_7726.N1	04-DEC-2004 21:08:36	Bright	42.000	32	77Eps UMa	1.7630	11000.	84	14454	No
172	GOM_NL__2PRFIN20041204_211048_000000382032_00372_14454_7727.N1	04-DEC-2004 21:10:48	Bright	37.500	39	85Eta UMa	1.8540	24000.	75	14454	No
173	GOM_NL__2PRFIN20041204_211346_000000402032_00372_14454_7728.N1	04-DEC-2004 21:13:46	Bright	39.500	180	27Gam Boo	3.0400	8000.0	79	14454	No
174	GOM_NL__2PRFIN20041204_211651_000000372032_00372_14454_7729.N1	04-DEC-2004 21:16:51	Bright	36.500	83		2.3780	11000.	73	14454	No
175	GOM_NL__2PRFIN20041204_211925_000000362032_00372_14454_7730.N1	04-DEC-2004 21:19:25	Bright	36.000	3	16Alp Boo	-0.050000	4250.0	72	14454	No
176	GOM_NL__2PRFIN20041204_212346_000000872032_00372_14454_7731.N1	04-DEC-2004 21:23:46	Bright	86.500	96	68Del Leo	2.5600	9300.0	173	14454	No
177	GOM_NL__2PRFIN20041204_212745_000000522032_00372_14454_7732.N1	04-DEC-2004 21:27:45	Bright	51.500	121	29Gam Vir	2.7400	7200.0	103	14454	No
178	GOM_NL__2PRFIN20041204_213237_000000452032_00372_14454_7733.N1	04-DEC-2004 21:32:37	Tw_i_and_stray	45.000	163	7Del Crv	2.9450	11000.	90	14454	No
179	GOM_NL__2PRFIN20041204_213413_000000462032_00372_14454_7734.N1	04-DEC-2004 21:34:13	Dark	46.000	106	9Bet Crv	2.6480	5600.0	92	14454	No
180	GOM_NL__2PRFIN20041204_213554_000000412032_00372_14454_7735.N1	04-DEC-2004 21:35:54	Dark	41.000	123	1ot Cen	2.7500	10200.	82	14454	No
181	GOM_NL__2PRFIN20041204_213754_000000382032_00372_14454_7736.N1	04-DEC-2004 21:37:54	Dark	38.000	95	Zet Cen	2.5450	26000.	76	14454	No
182	GOM_NL__2PRFIN20041204_213945_000000402032_00372_14454_7737.N1	04-DEC-2004 21:39:45	Dark	39.500	77	Eps Cen	2.3030	28000.	79	14454	No
183	GOM_NL__2PRFIN20041204_214117_000000492032_00372_14454_7738.N1	04-DEC-2004 21:41:17	Dark	49.000	10	Bet Cen	0.61000	28000.	98	14454	No
184	GOM_NL__2PRFIN20041204_214325_000000422032_00373_14455_7702.N1	04-DEC-2004 21:43:25	Dark	41.500	12	Alp1Cru	0.77500	30000.	83	14455	No
185	GOM_NL__2PRFIN20041204_214900_000000412032_00373_14455_7703.N1	04-DEC-2004 21:49:00	Dark	41.000	29	Bet Car	1.6720	10200.	82	14455	No
186	GOM_NL__2PRFIN20041204_215105_000000462032_00373_14455_7704.N1	04-DEC-2004 21:51:05	Dark	46.000	41	Eps Car	1.8600	4100.0	92	14455	No
187	GOM_NL__2PRFIN20041204_215319_000000522032_00373_14455_7705.N1	04-DEC-2004 21:53:19	Dark	51.500	34	Gam2Vel	1.7930	23000.	103	14455	No
188	GOM_NL__2PRFIN20041204_215620_000000492032_00373_14455_7706.N1	04-DEC-2004 21:56:20	Dark	48.500	2	Alp Car	-0.73600	7000.0	97	14455	No
189	GOM_NL__2PRFIN20041204_215828_000000652032_00373_14455_7707.N1	04-DEC-2004 21:58:28	Dark	65.000	117	Pi Pup	2.7060	3800.0	130	14455	No
190	GOM_NL__2PRFIN20041204_220207_000000662032_00373_14455_7708.N1	04-DEC-2004 22:02:07	Dark	66.000	23	21Eps CMa	1.5020	26000.	132	14455	No
191	GOM_NL__2PRFIN20041204_220412_000000682032_00373_14455_7709.N1	04-DEC-2004 22:04:12	Straylight	68.000	179	24Omi2CMa	3.0320	24000.	136	14455	No
192	GOM_NL__2PRFIN20041204_220801_000000912032_00373_14455_7710.N1	04-DEC-2004 22:08:01	Straylight	90.500	1	9Alp CMa	-1.4400	11000.	181	14455	No
193	GOM_NL__2PRFIN20041204_221132_000000602032_00373_14455_7711.N1	04-DEC-2004 22:11:32	Straylight	59.500	7	19Bet Ori	0.10000	14000.	119	14455	No
194	GOM_NL__2PRFIN20041204_221402_000000632032_00373_14455_7712.N1	04-DEC-2004 22:14:02	Straylight	63.000	33	50Zet Ori	1.7660	30000.	126	14455	No
195	GOM_NL__2PRFIN20041204_221652_000000592032_00373_14455_7713.N1	04-DEC-2004 22:16:52	Tw_i_and_stray	59.000	27	24Gam Ori	1.6360	26000.	118	14455	No
196	GOM_NL__2PRFIN20041204_221917_000000592032_00373_14455_7714.N1	04-DEC-2004 22:19:17	Bright	58.500	13	87Alp Tau	0.86700	3800.0	117	14455	No
197	GOM_NL__2PRFIN20041204_222105_000000392032_00373_14455_7715.N1	04-DEC-2004 22:21:05	Bright	39.000	146	25Eta Tau	2.8730	15200.	78	14455	No
198	GOM_NL__2PRFIN20041204_222323_000000402032_00373_14455_7716.N1	04-DEC-2004 22:23:23	Bright	40.000	150	44Zet Per	2.8900	28000.	80	14455	No
199	GOM_NL__2PRFIN20041204_222548_000000372032_00373_14455_7717.N1	04-DEC-2004 22:25:48	Bright	37.000	79	26Bet Per	2.3100	13100.	74	14455	No
200	GOM_NL__2PRFIN20041204_222751_000000392032_00373_14455_7718.N1	04-DEC-2004 22:27:51	Bright	38.500	175	39Del Per	3.0100	19400.	77	14455	No
201	GOM_NL__2PRFIN20041204_222920_000000382032_00373_14455_7719.N1	04-DEC-2004 22:29:20	Bright	37.500	160	23Gam Per	2.9300	4700.0	75	14455	No
202	GOM_NL__2PRFIN20041204_223155_000000362032_00373_14455_7720.N1	04-DEC-2004 22:31:55	Bright	35.500	110	37Del Cas	2.6780	8900.0	71	14455	No
203	GOM_NL__2PRFIN20041204_223315_000000392032_00373_14455_7721.N1	04-DEC-2004 22:33:15	Bright	38.500	74	11Bet Cas	2.2680	6600.0	77	14455	No
204	GOM_NL__2PRFIN20041204_223925_000000382032_00373_14455_7722.N1	04-DEC-2004 22:39:25	Bright	37.500	49	1Alp UMi	1.9900	6300.0	75	14455	No
205	GOM_NL__2PRFIN20041204_224407_000000422032_00373_14455_7723.N1	04-DEC-2004 22:44:07	Bright	41.500	60	7Bet UMi	2.0810	3950.0	83	14455	No
206	GOM_NL__2PRFIN20041204_224543_000000462032_00373_14455_7724.N1	04-DEC-2004 22:45:43	Bright	45.500	36	50Alp UMa	1.8000	6300.0	91	14455	No
207	GOM_NL__2PRFIN20041204_224716_000000482032_00373_14455_7725.N1	04-DEC-2004 22:47:16	Bright	47.500	82	48Bet UMa	2.3650	10600.	95	14455	No
208	GOM_NL__2PRFIN20041204_224911_000000442032_00373_14455_7726.N1	04-DEC-2004 22:49:11	Bright	43.500	32	77Eps UMa	1.7630	11000.	87	14455	No
209	GOM_NL__2PRFIN20041204_225124_000000402032_00373_14455_7727.N1	04-DEC-2004 22:51:24	Bright	39.500	39	85Eta UMa	1.8540	24000.	79	14455	No
210	GOM_NL__2PRFIN20041204_225424_000000382032_00373_14455_7728.N1	04-DEC-2004 22:54:24	Bright	37.500	180	27Gam Boo	3.0400	8000.0	75	14455	No
211	GOM_NL__2PRFIN20041204_225727_000000372032_00373_14455_7729.N1	04-DEC-2004 22:57:27	Bright	37.000	83		2.3780	11000.	74	14455	No
212	GOM_NL__2PRFIN20041204_230001_000000372032_00373_14455_7730.N1	04-DEC-2004 23:00:01	Bright	37.000	3	16Alp Boo	-0.050000	4250.0	74	14455	No
213	GOM_NL__2PRFIN20041204_230423_000000842032_00373_14455_7731.N1	04-DEC-2004 23:04:23	Bright	84.000	96	68Del Leo	2.5600	9300.0	168	14455	No
214	GOM_NL__2PRFIN20041204_230822_000000492032_00373_14455_7732.N1	04-DEC-2004 23:08:22	Bright	49.000	121	29Gam Vir	2.7400	7200.0	98	14455	No

### 3. Quality information per product

In this section it is plotted some information contained in the Quality Summary data set of

the level 2 products. Only products in dark limb conditions and without errors (error flag in the MPH set to "0") are used.

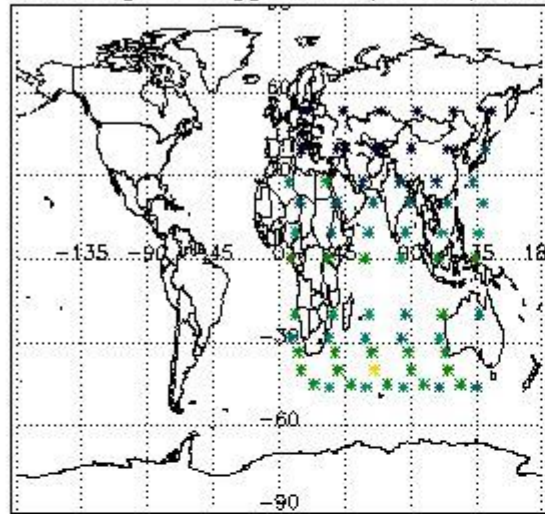
*3.1 Plot quality information per product (time dependant)*



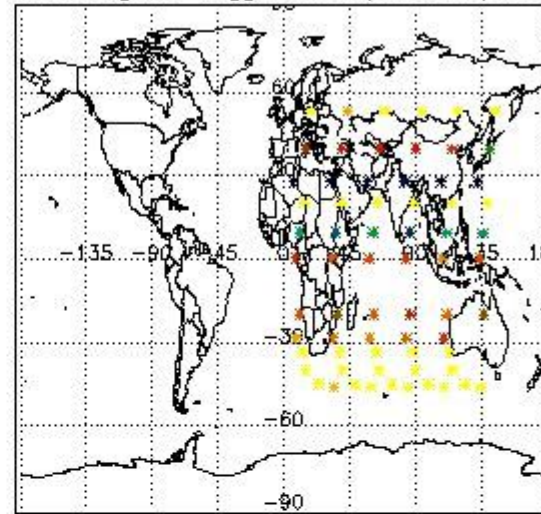
*3.2 Plot quality information per product (world map)*



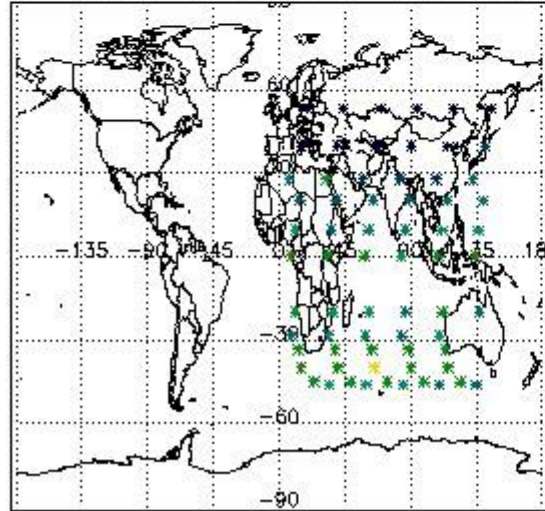
Percentage of flagged data per O3 profile



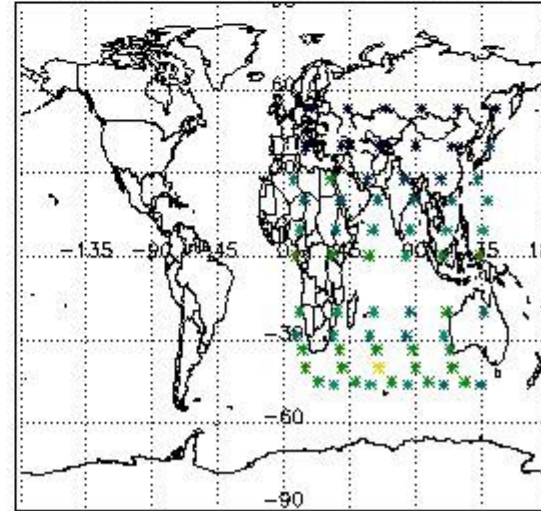
Percentage of flagged data per H2O profile



Percentage of flagged data per NO2 profile



Percentage of flagged data per NO3 profile

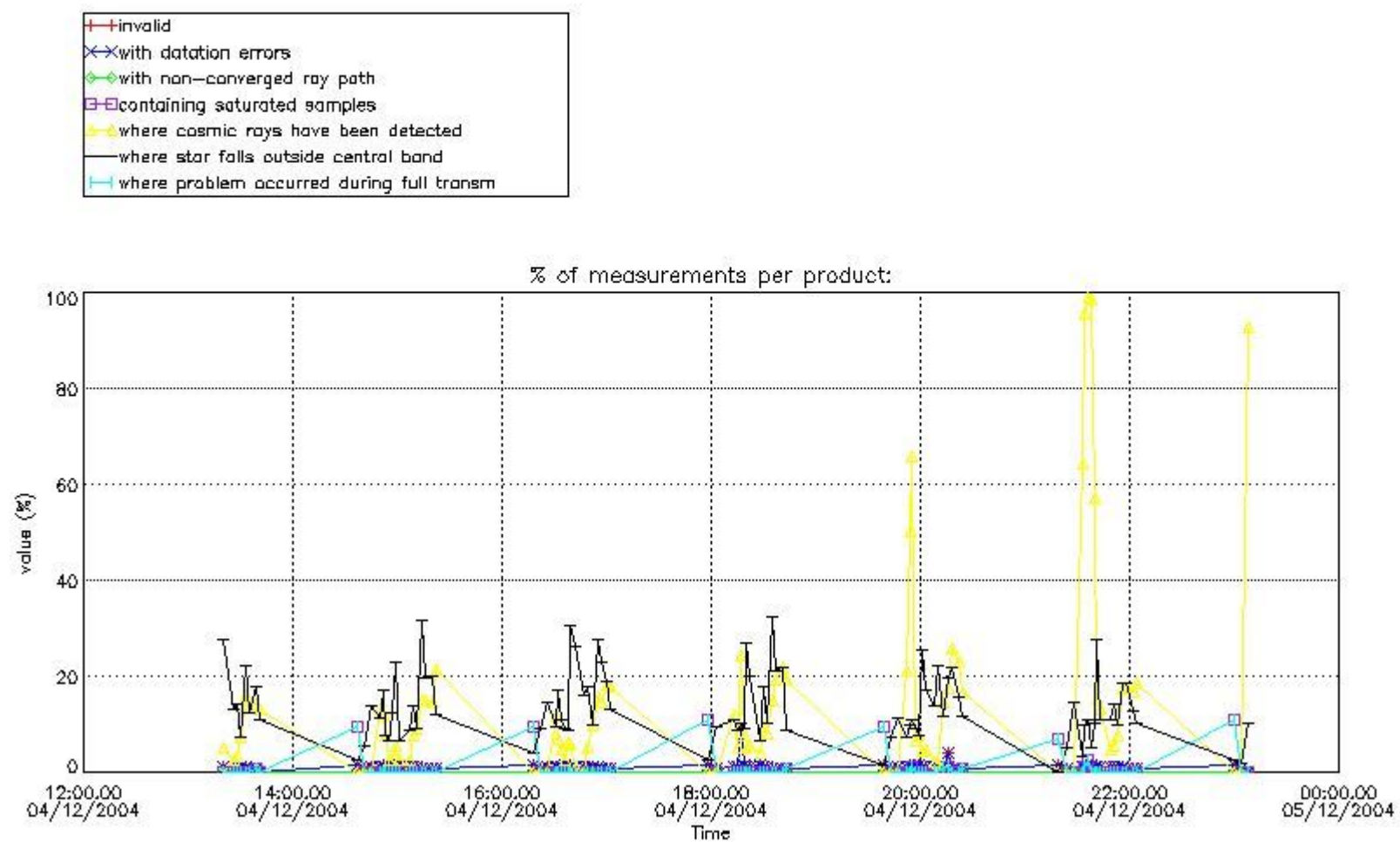


#### 4. Level 1 quality information per product

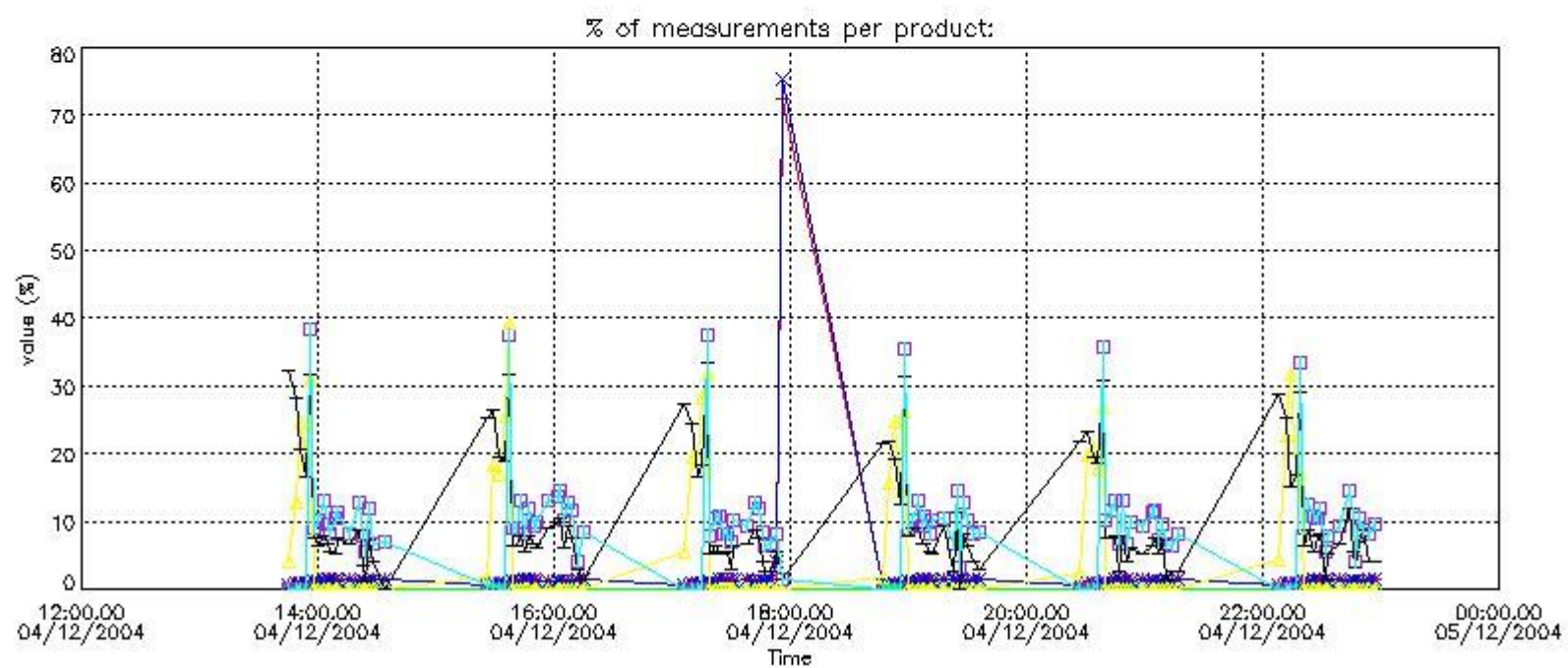
In this section it is plotted some information contained in the Quality Summary data set of the level 2 products that comes from the level 1b processing. Products without errors (error flag in the MPH set to "0") are used.

##### 4.1 Plot quality information per product (time dependant) coming from level 1b processing

###### 4.1.1 Plot level 1 quality information per product (time dependant): ENVISAT ASCENDING passes



4.1.2 Plot level 1 quality information per product (time dependant): ENVI SAT DESCENDING passes

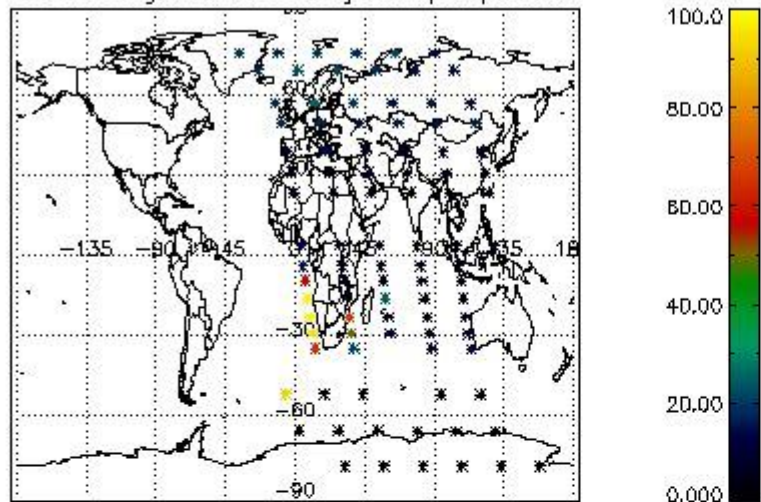


*4.2 Plot quality information per product coming from level 1b processing (world map)*

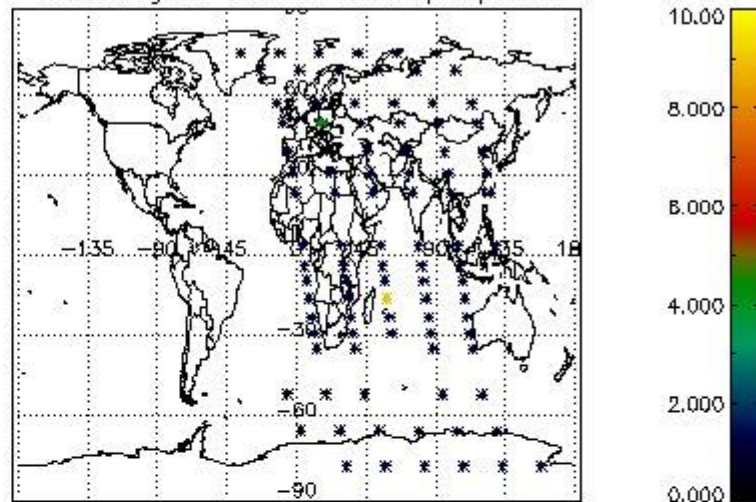
*4.2.1 Plot level 1 quality information per product (world map): ENVISAT ASCENDING passes*



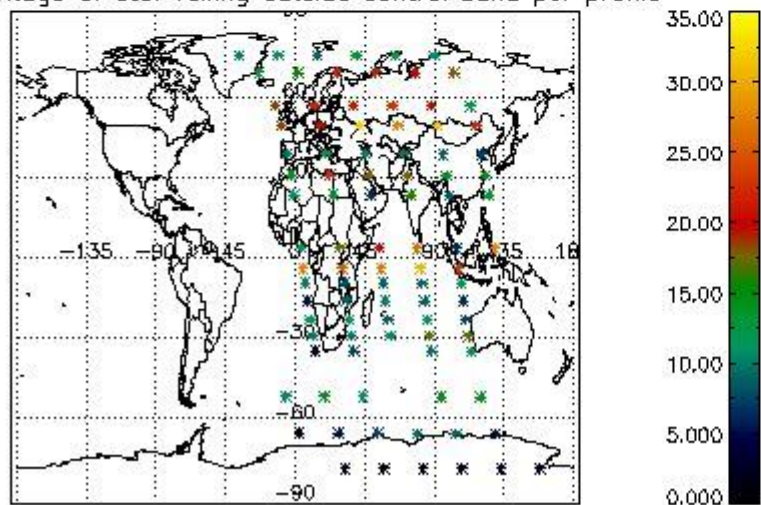
Percentage of cosmic ray hits per profile



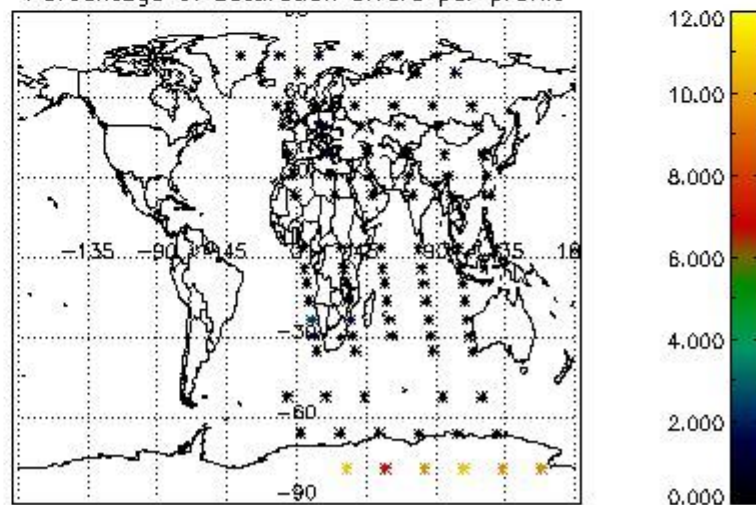
Percentage of datation errors per profile



Percentage of star falling outside central band per profile



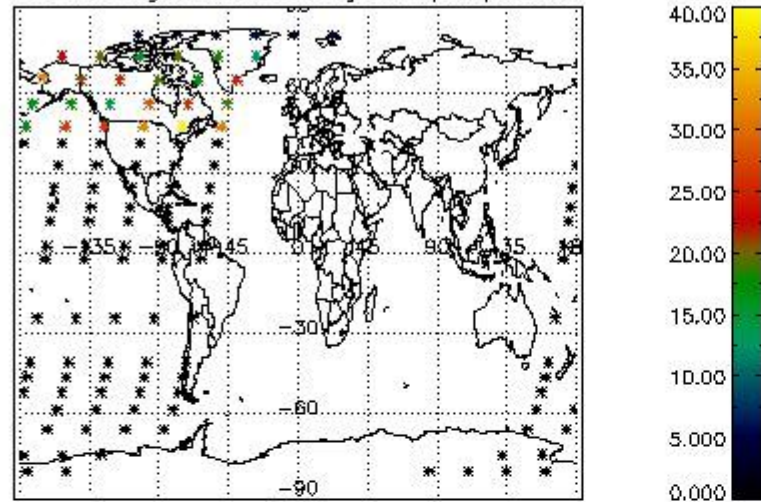
Percentage of saturation errors per profile



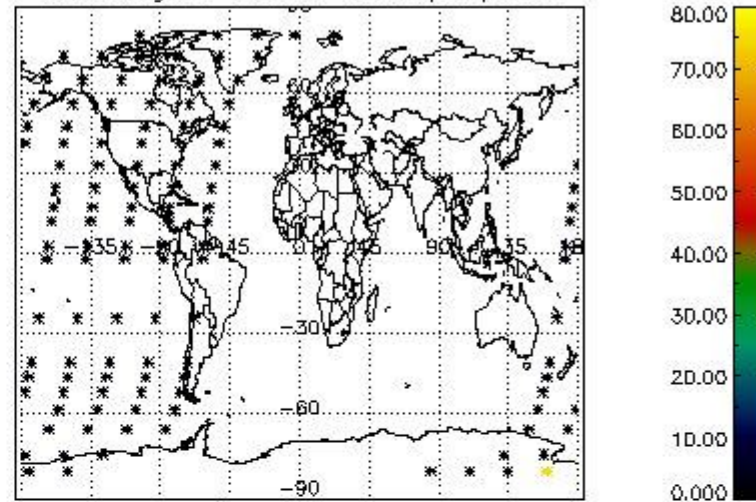
4.2.2 Plot level 1 quality information per product (world map): ENVISAT DESCENDING passes



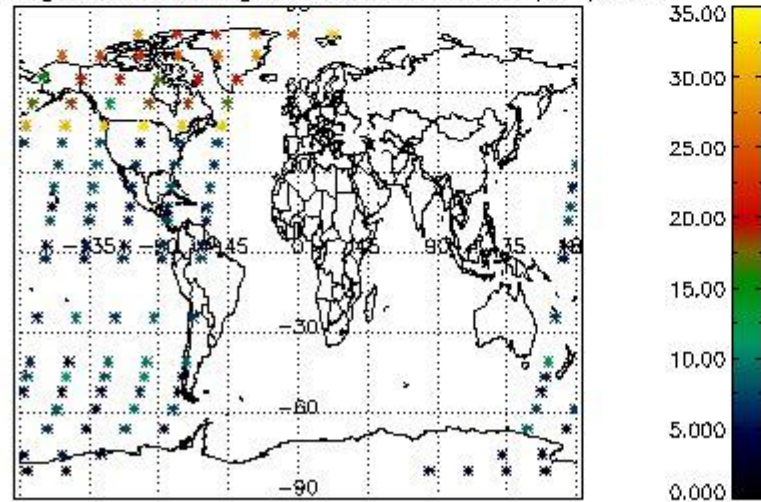
Percentage of cosmic ray hits per profile



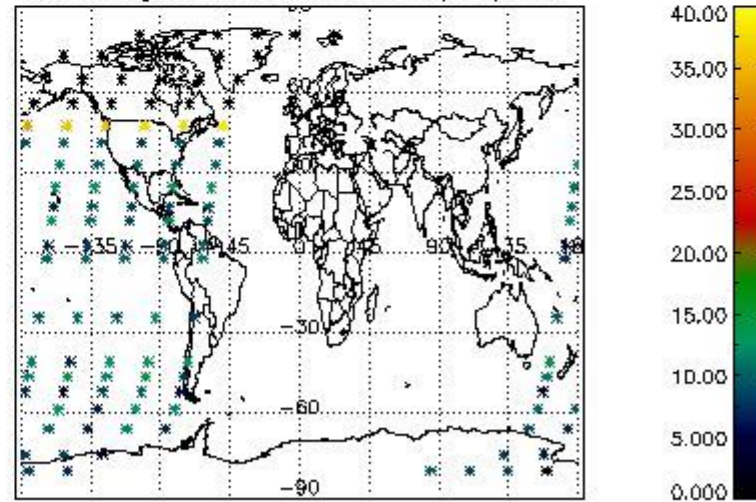
Percentage of datation errors per profile



Percentage of star falling outside central band per profile



Percentage of saturation errors per profile



## 5. Trace gas profiles

### 5.1 Ozone statistics based on quality of products

The final quality of the products can be "measured" using the STD (Standard Deviation) attached to every point profile. This information is written to the parameter GOM\_NL\_\_2P/NL\_LOCAL\_SPECIES\_DENSITY/o3\_std of the level 2 products. The table below shows the statistics for given STD ranges.

The statistics are given with respect to the overall valid production:

- Products without fatal errors: GOM\_NL\_\_2P/MPH/PRODUCT\_ERR=0
- Valid point profile: GOM\_NL\_\_2P/NL\_LOCAL\_SPECIES\_DENSITY/pcd(0)=0

The 'Criteria' is applied to valid points of dark limb products:

- Products in dark limb illumination condition: GOM\_NL\_\_2P/NL\_SUMMARY\_QUALITY/obs\_ill\_cond=0
- Products without fatal errors: GOM\_NL\_\_2P/MPH/PRODUCT\_ERR=0
- Valid point profile: GOM\_NL\_\_2P/NL\_LOCAL\_SPECIES\_DENSITY/pcd(0)=0

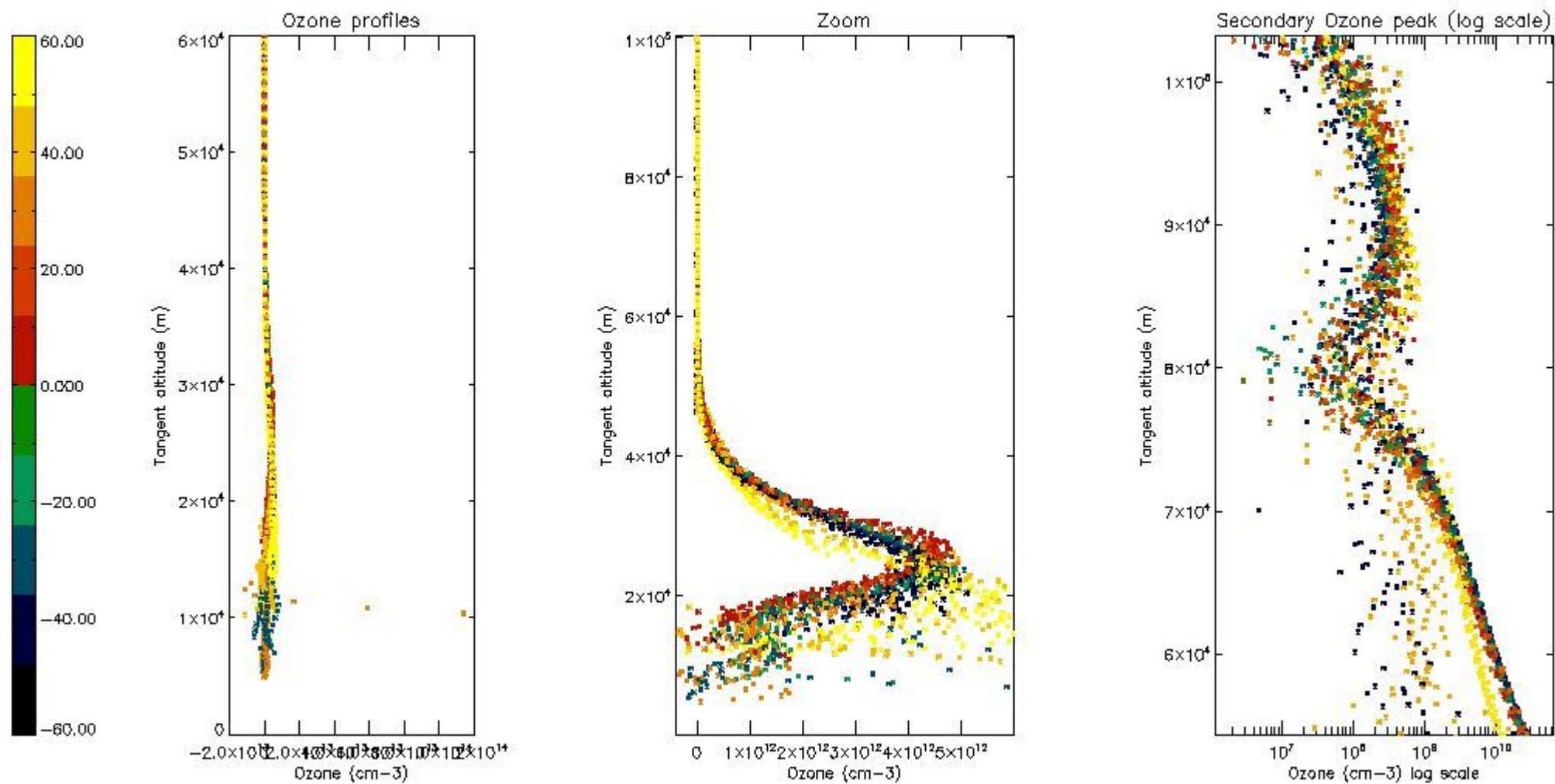
So, the table below shows the percentage of dark limb and valid observations for each criteria with respect to the overall valid daily observations.

Criteria	% of total production
All STD	33
STD < 20	20

STD < 10	17
STD < 5	12

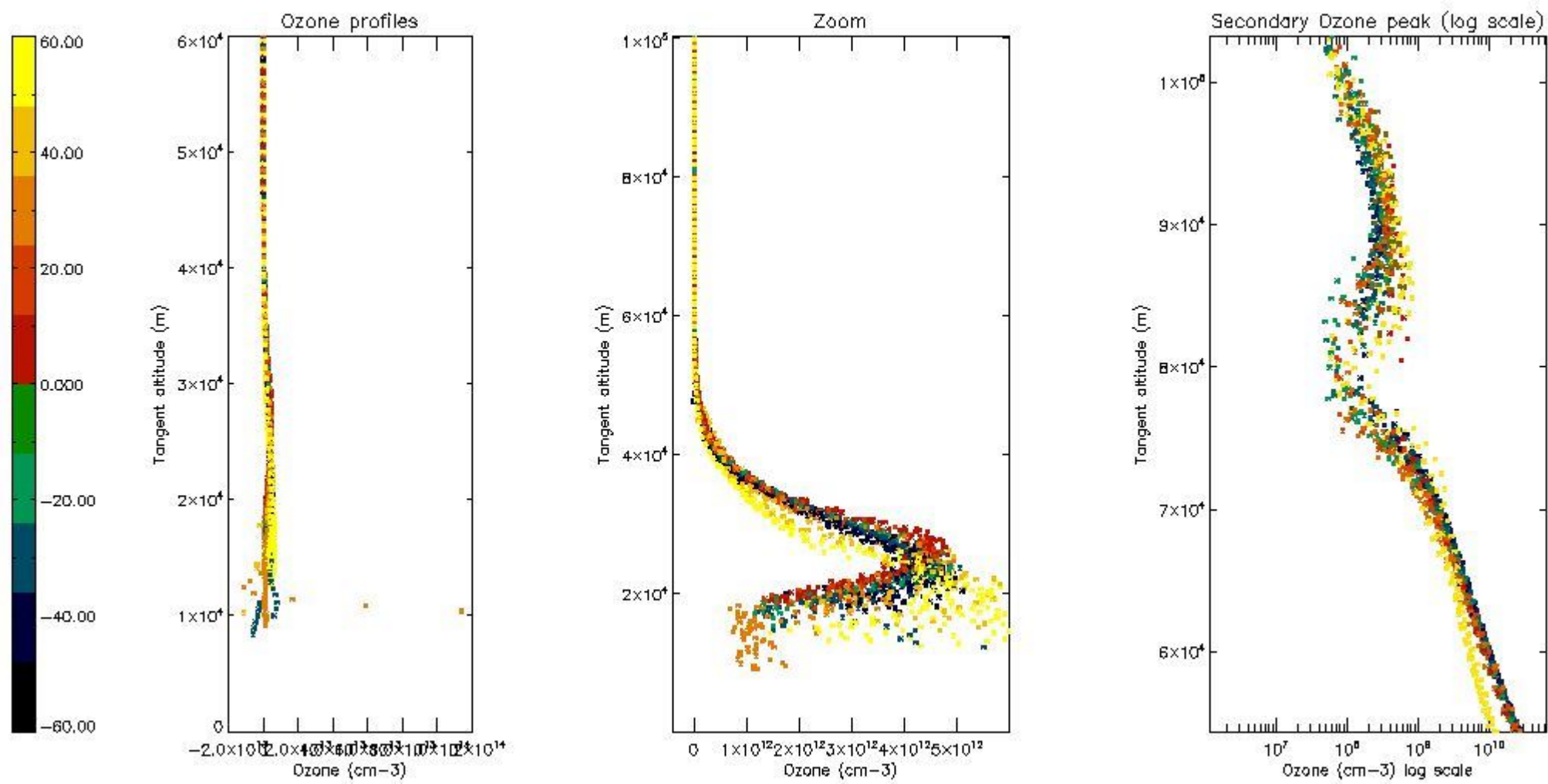
5.2 Plot ozone profiles for all STD (dark without errors)

The colorbar represents the latitude.



5.3 Plot ozone profiles where STD < 20% (dark without errors)

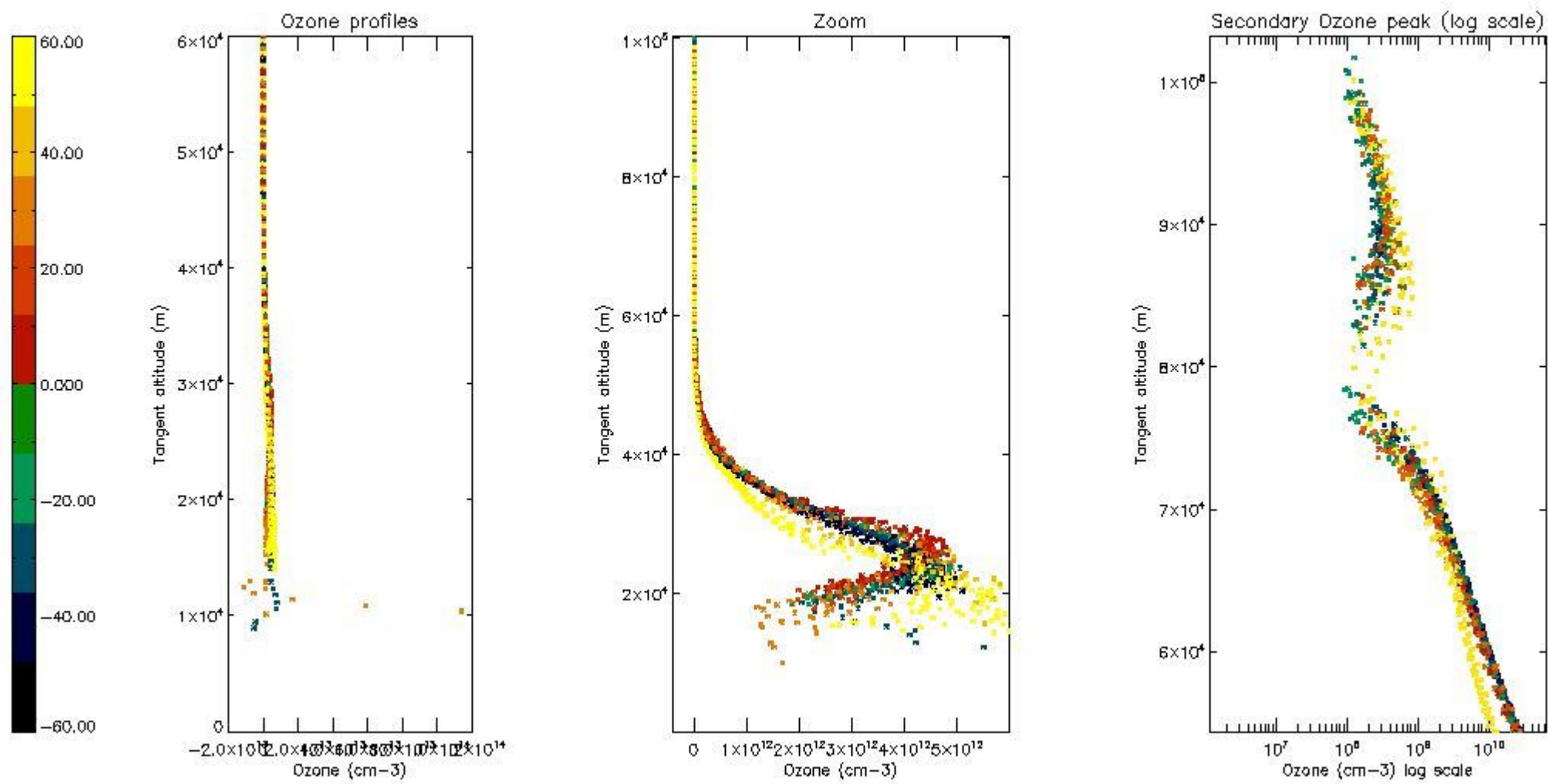
The colorbar represents the latitude.



5.4 Plot ozone profiles where  $STD < 10\%$  (dark without errors)

The colorbar represents the latitude.

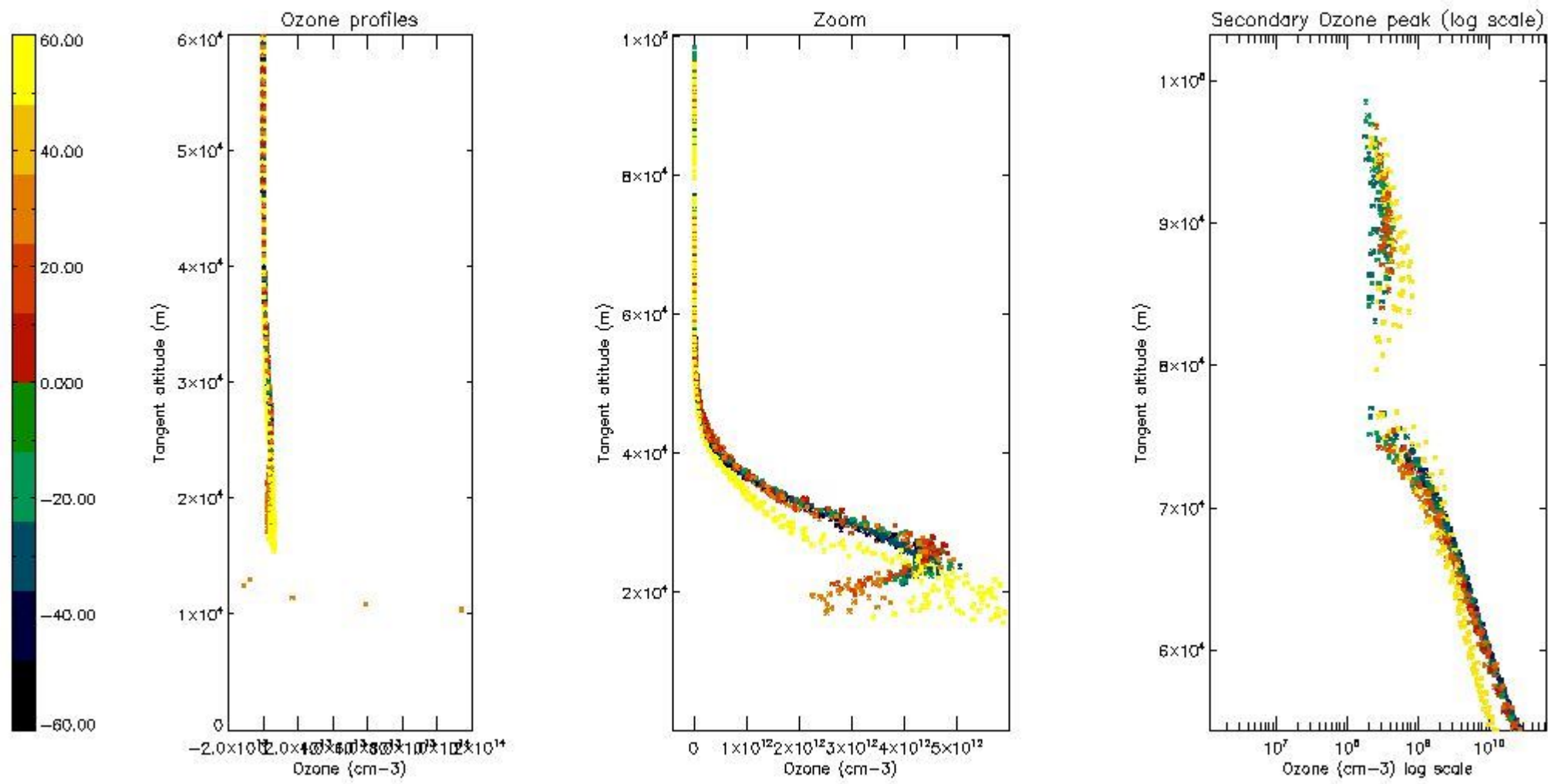




*5.5 Plot ozone profiles where STD < 5% (dark without errors)*

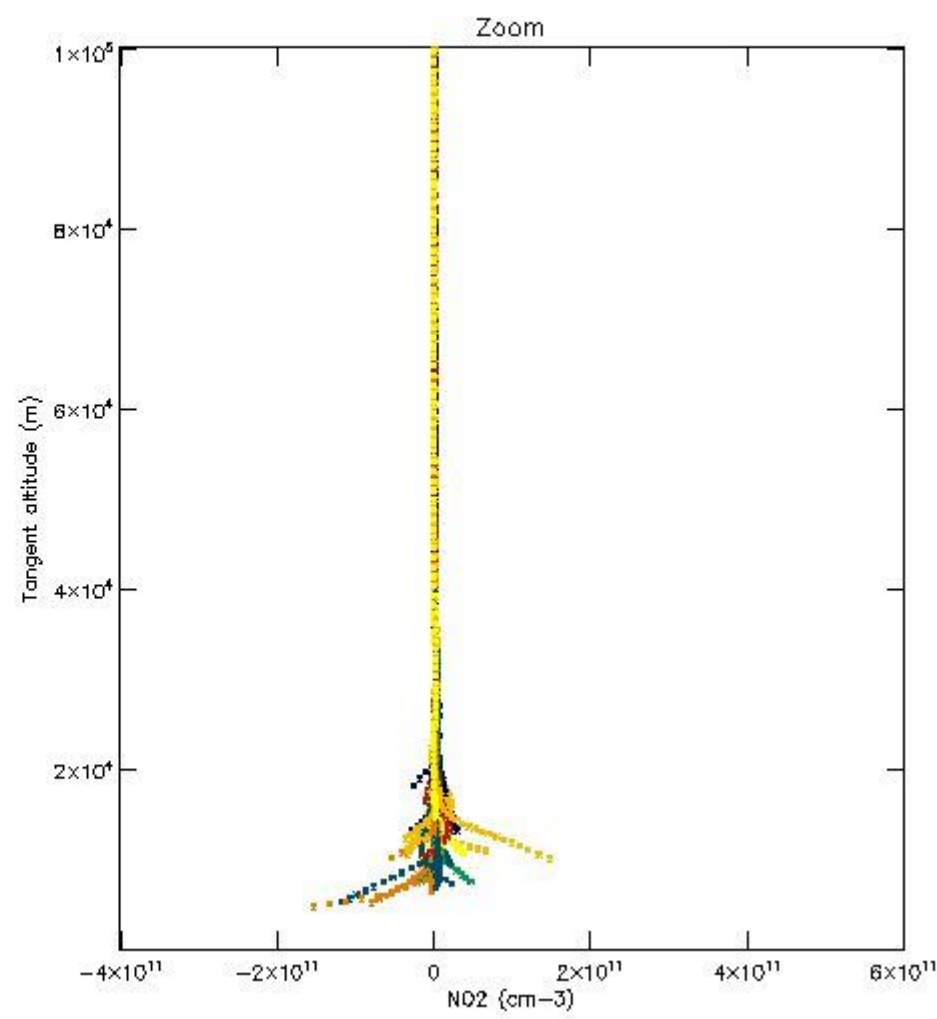
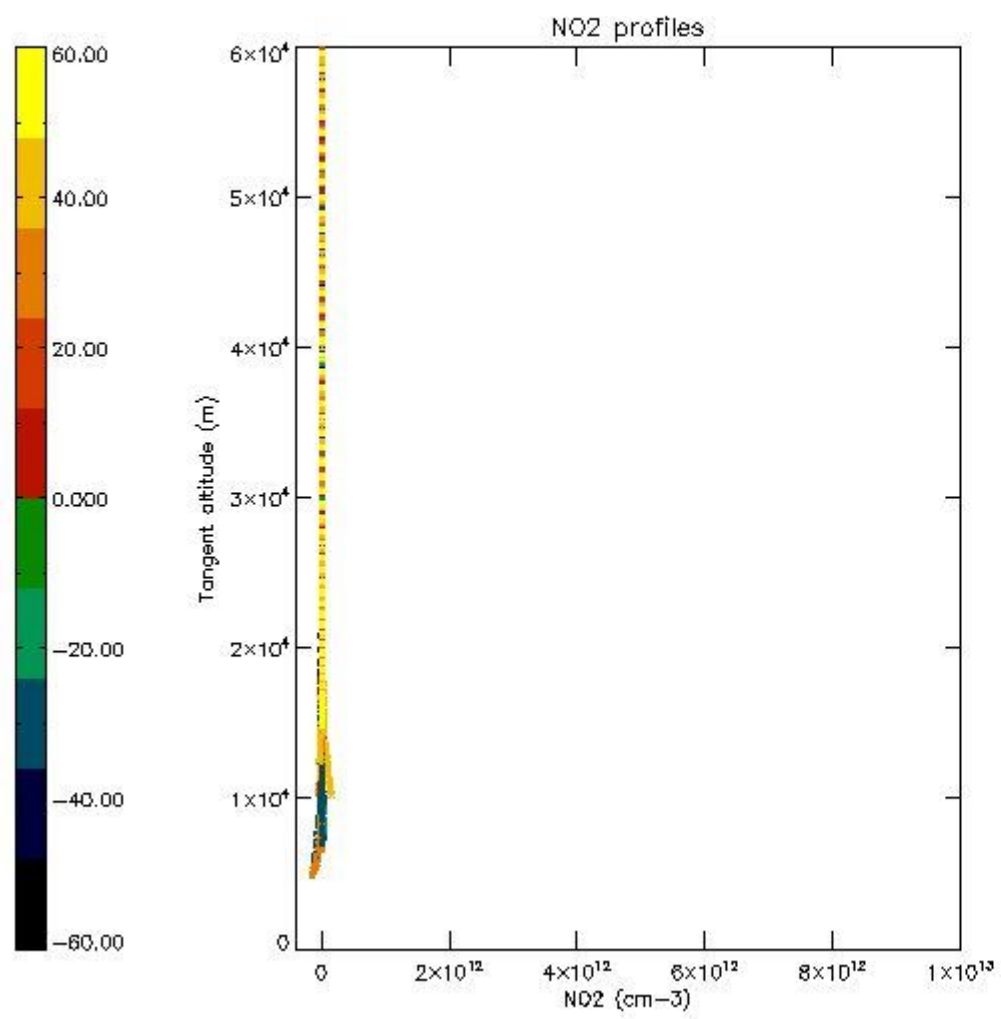
The colorbar represents the latitude.





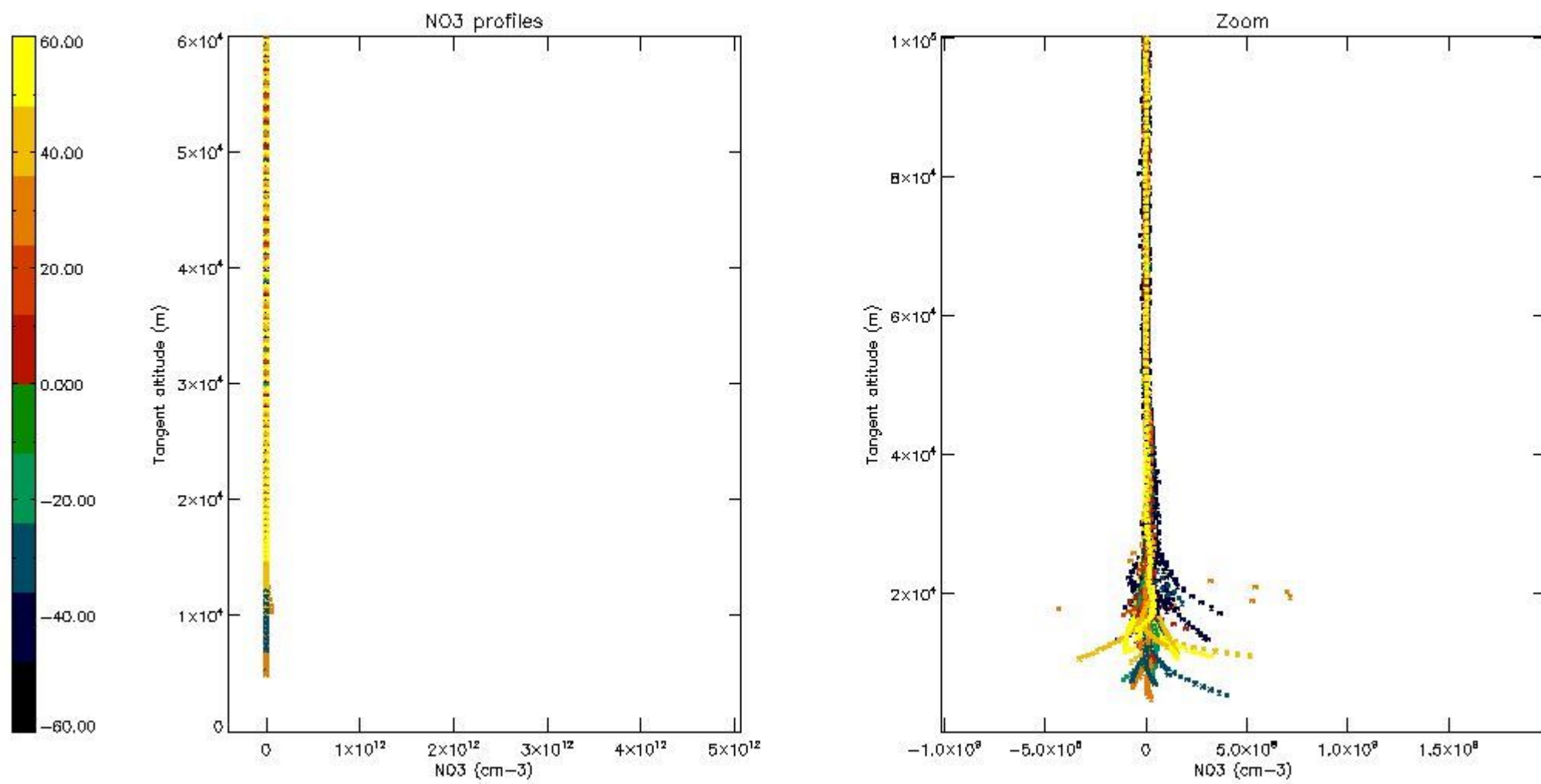
*5.6 Plot NO<sub>2</sub> profiles for all STD (dark without errors)*

The colorbar represents the latitude.



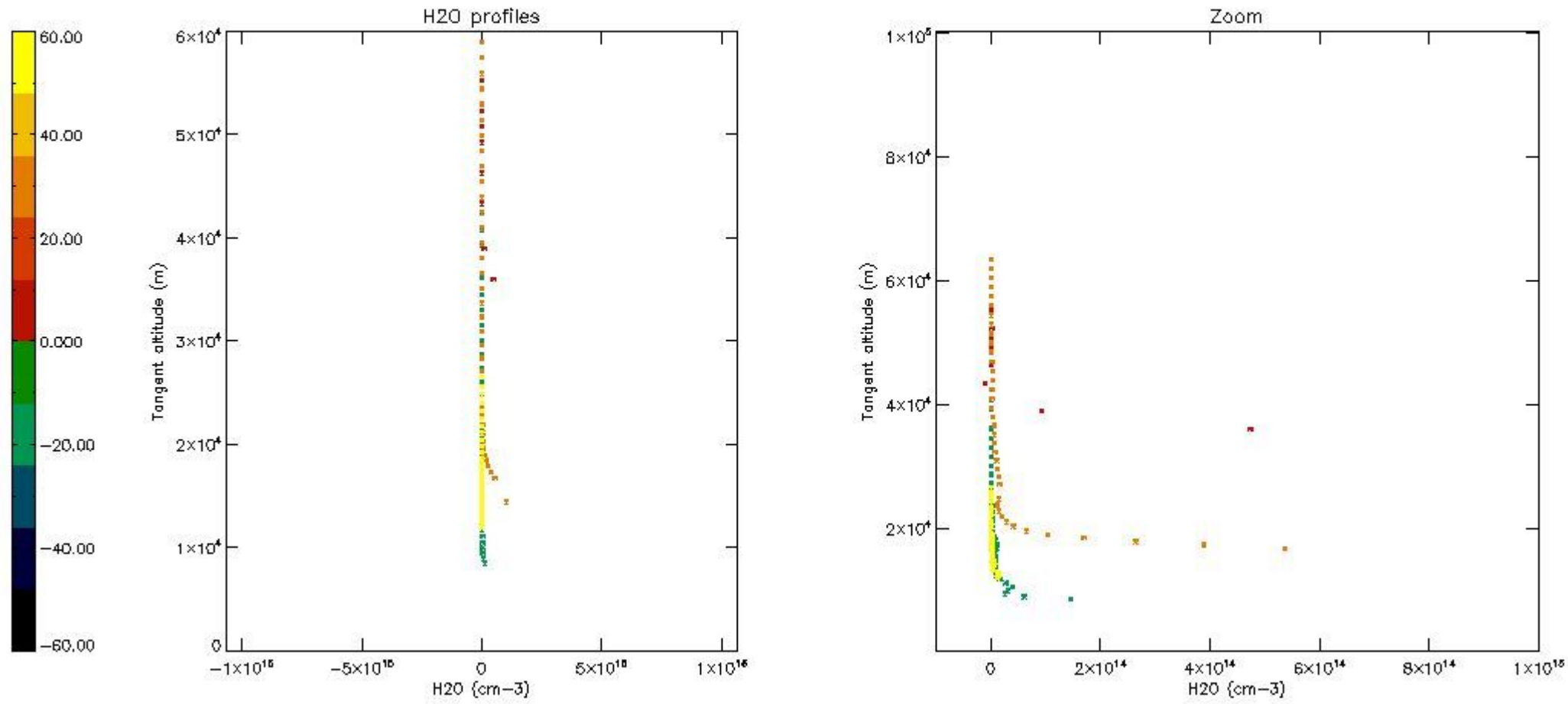
*5.7 Plot NO3 profiles for all STD (dark without errors)*

The colorbar represents the latitude.



*5.8 Plot H2O profiles for all STD (only for occultations of stars 1,2,3,4,13,14,16,26,63 dark without errors)*

The colorbar represents the latitude.

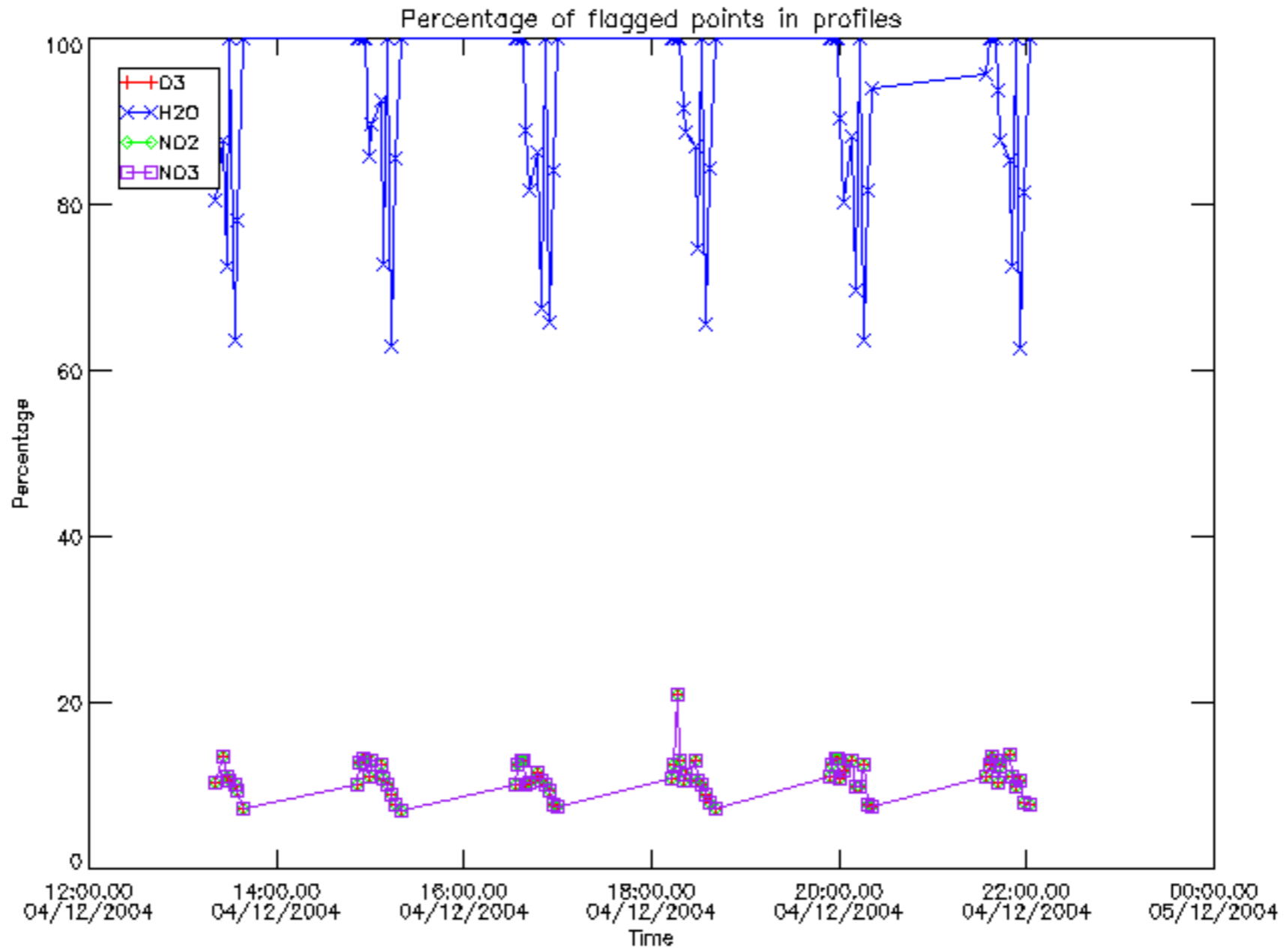


## 6. Auxiliary Data Files used for the production reported in section 2

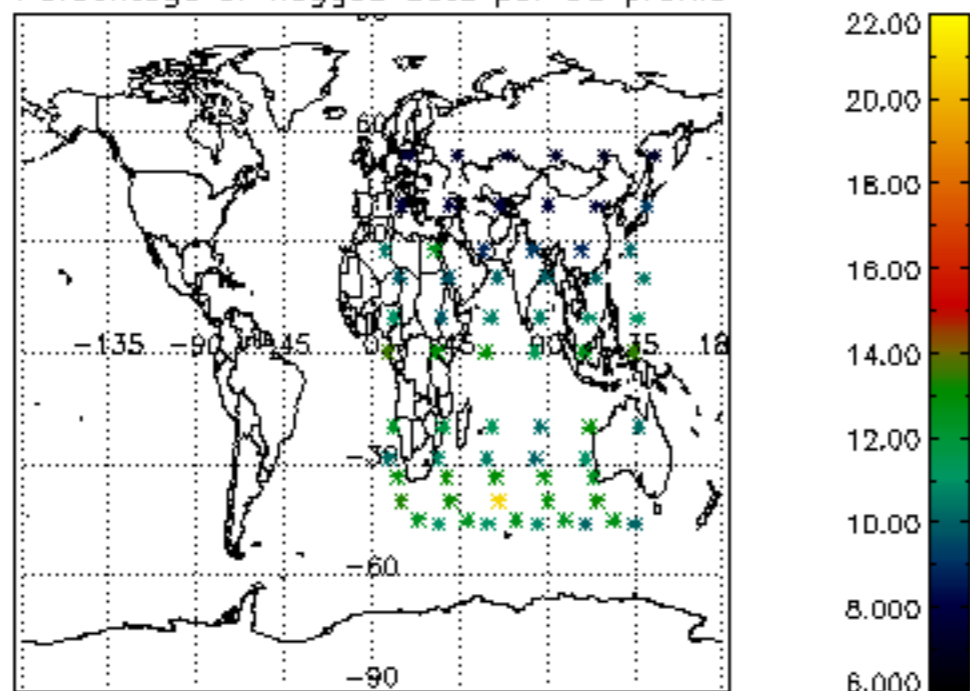
The number reported in the third column indicates since which file (see list in section 2) the corresponding auxiliary file has been used. The fourth column is the date of those product files.

Type	Auxiliary Filename	Used since product	Used since product date
INST_PHYS_CHARACTERISTICS	GOM_INS_AXVIEC20091111_143220_20030716_120000_20500101_000000	1	04-DEC-2004 13:20:24
LEVEL-2_PROC_CONFIG	GOM_PR2_AXVIEC20091111_152718_20020301_000000_20500101_000000	1	04-DEC-2004 13:20:24
CROSS_SECTIONS_FILE	GOM_CR2_AXVIEC20091111_154832_20020301_000000_20500101_000000	1	04-DEC-2004 13:20:24

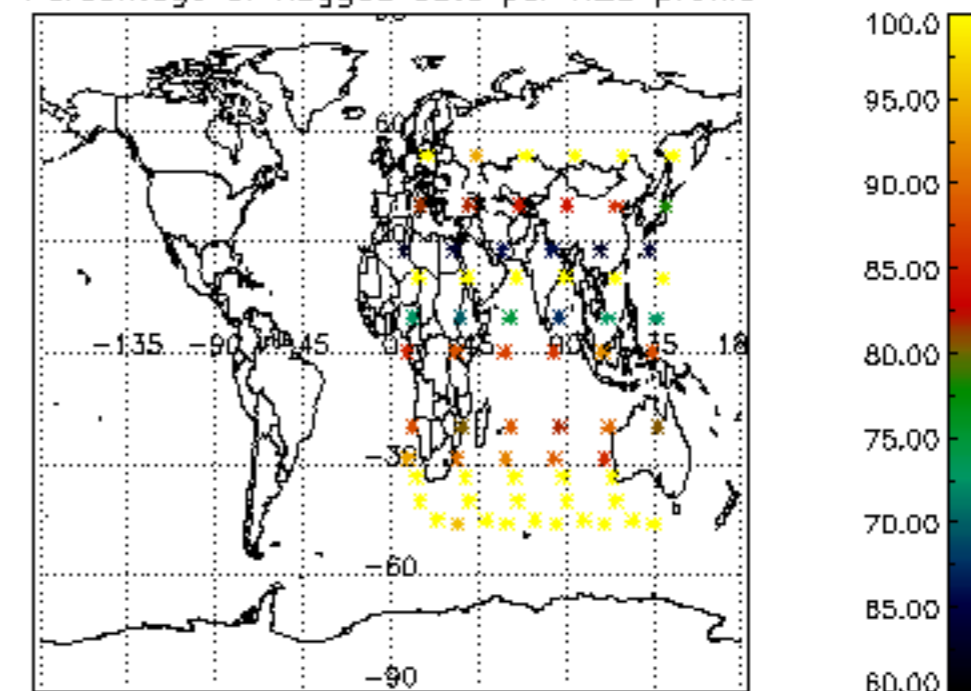




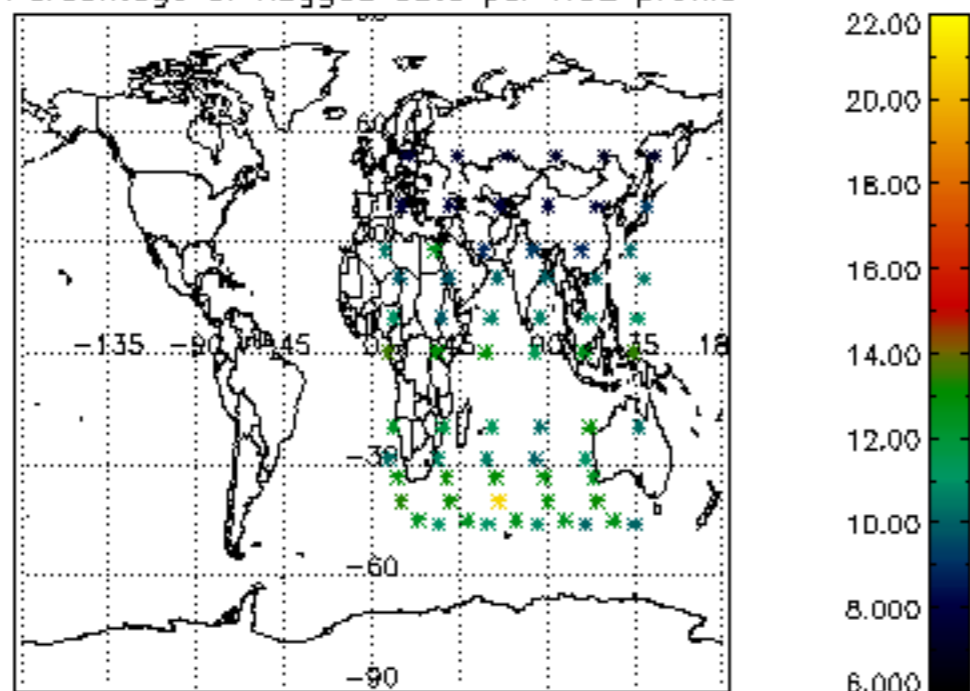
Percentage of flagged data per D3 profile



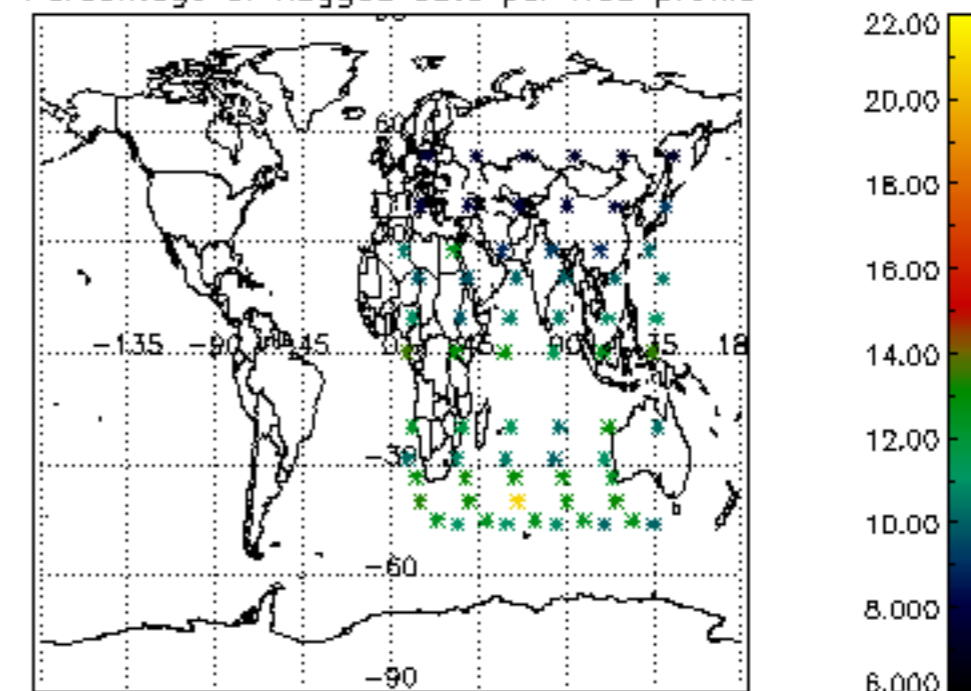
Percentage of flagged data per H2O profile

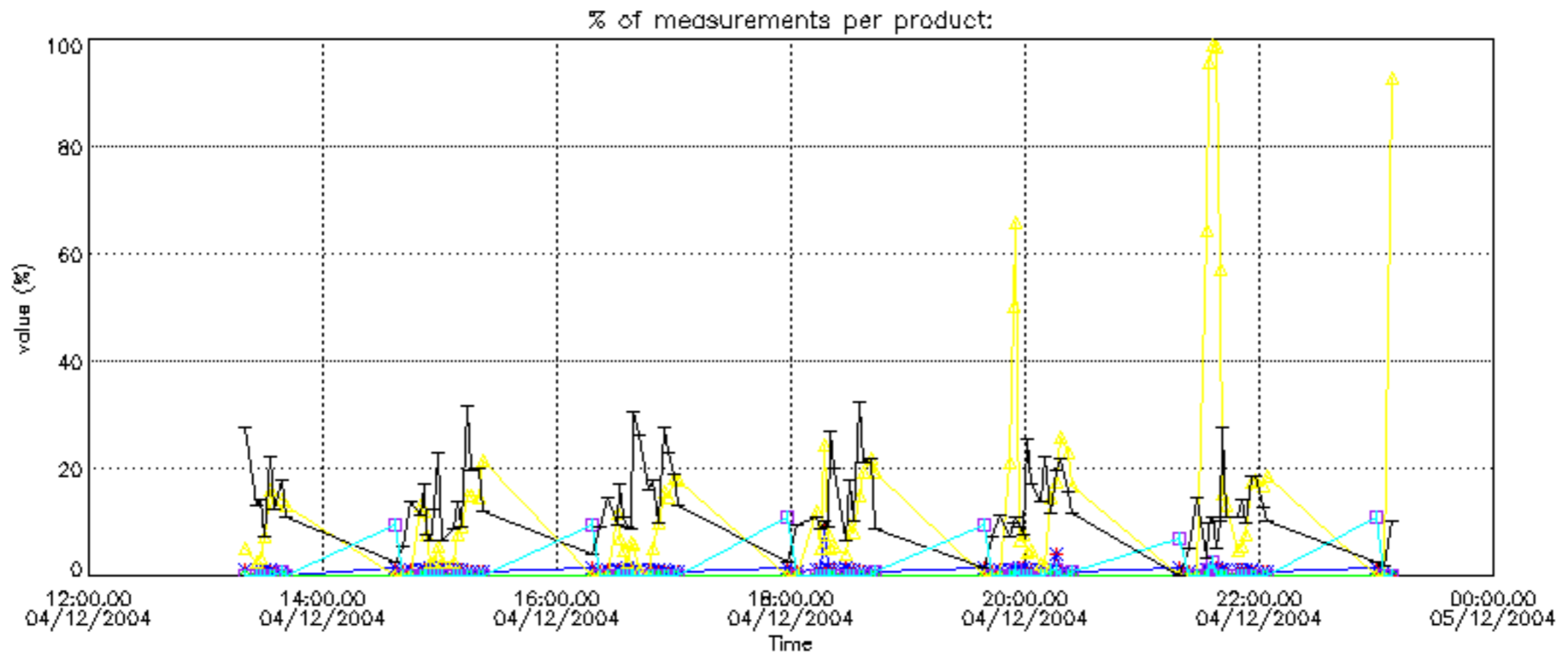


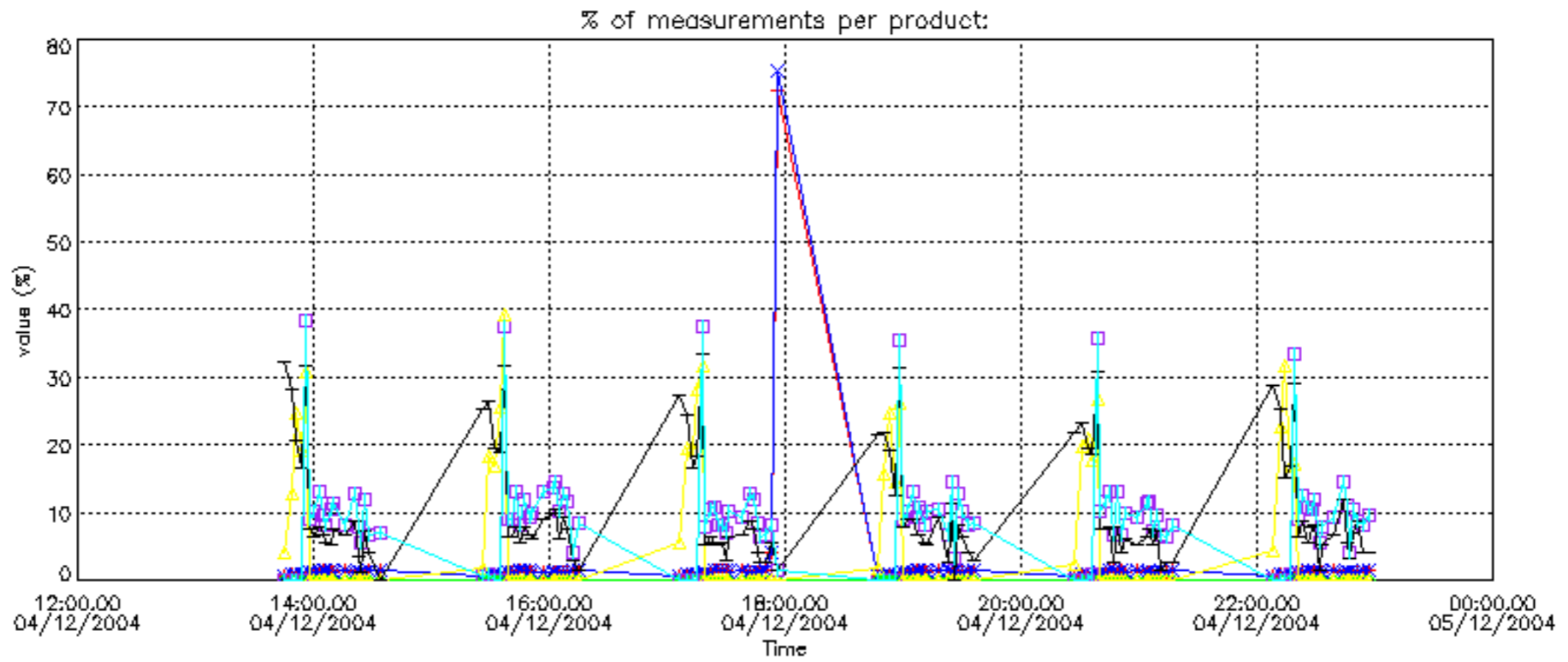
Percentage of flagged data per NO2 profile



Percentage of flagged data per NO3 profile

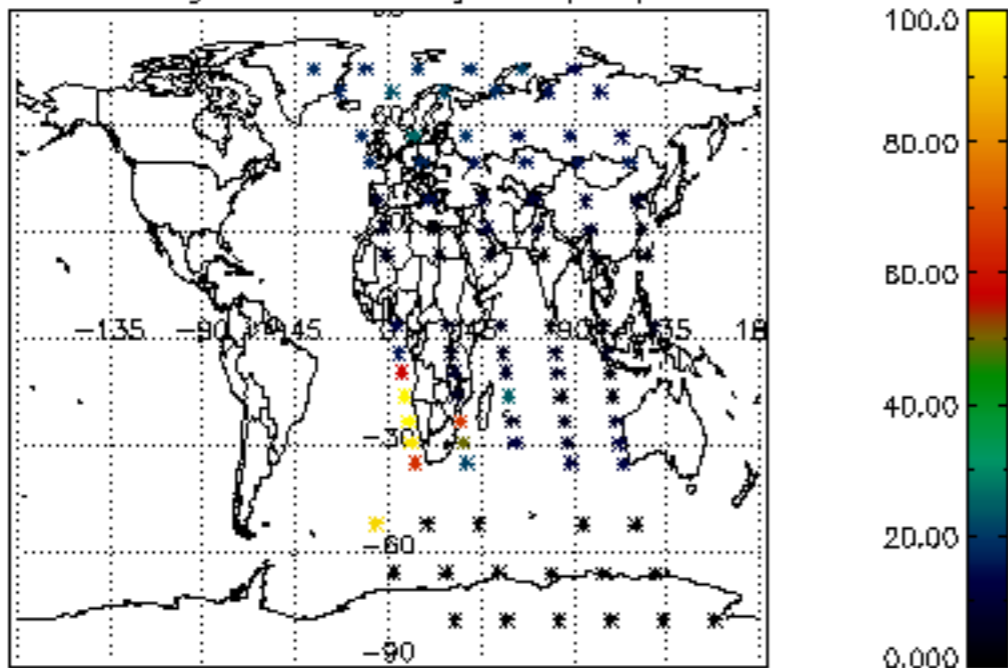




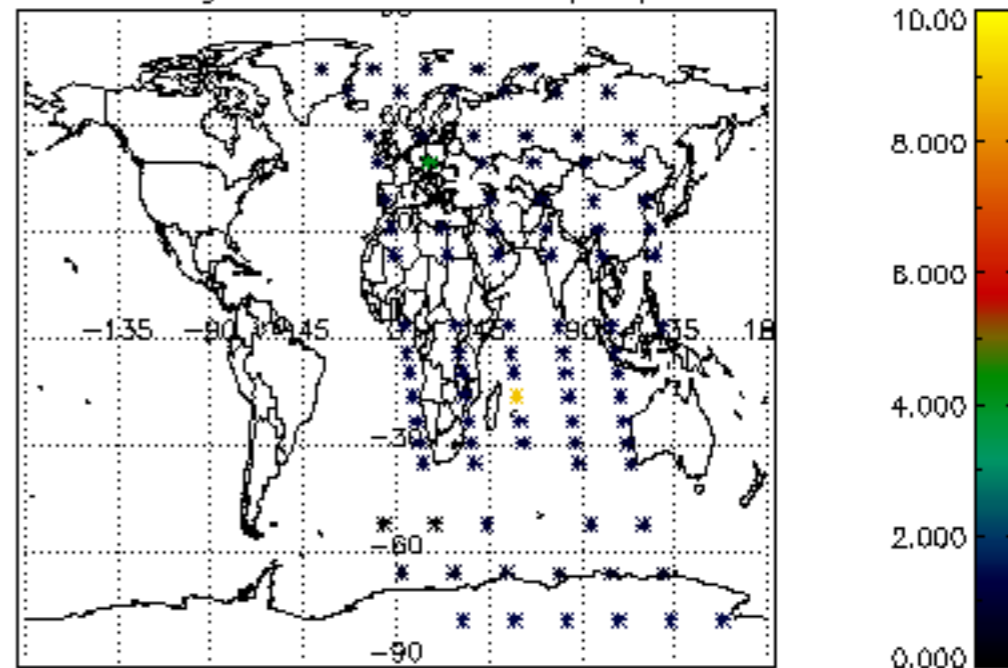




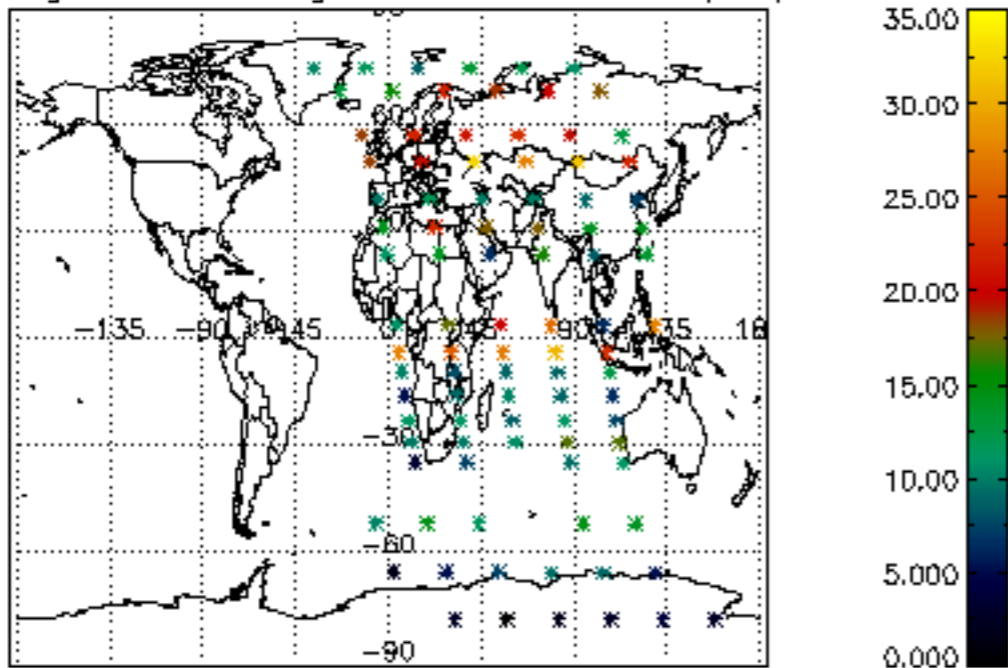
Percentage of cosmic ray hits per profile



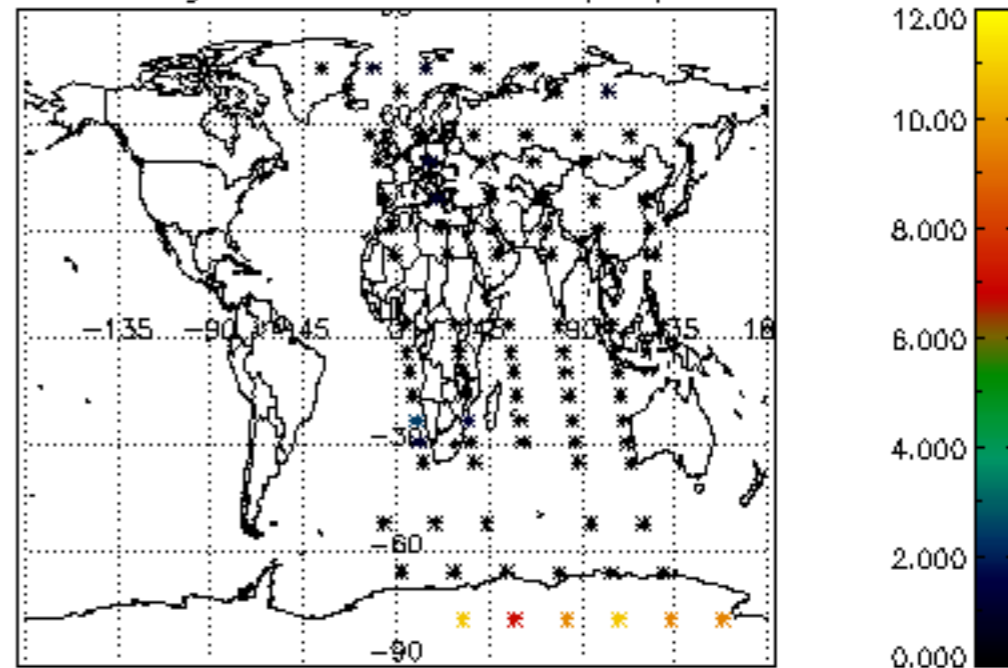
Percentage of datation errors per profile



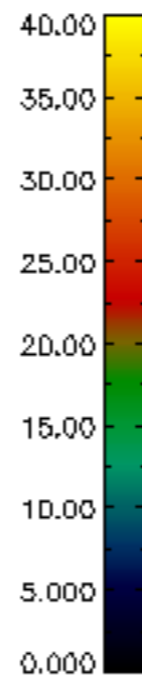
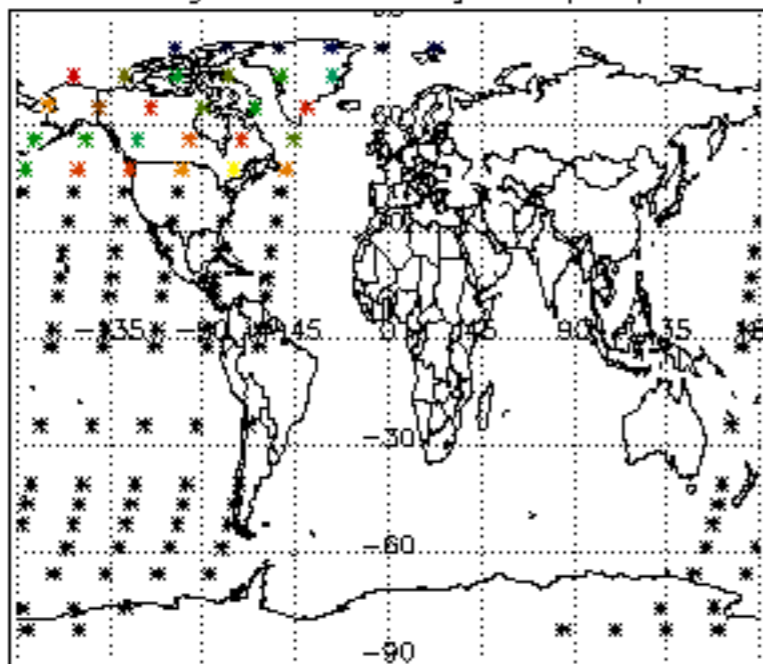
Percentage of star falling outside central band per profile



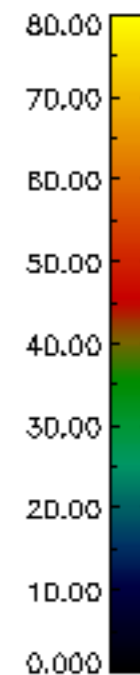
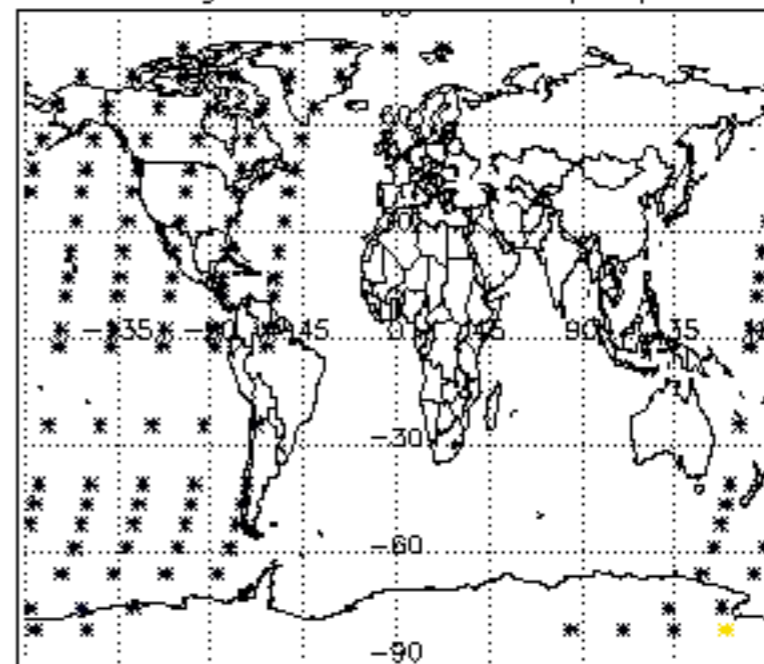
Percentage of saturation errors per profile



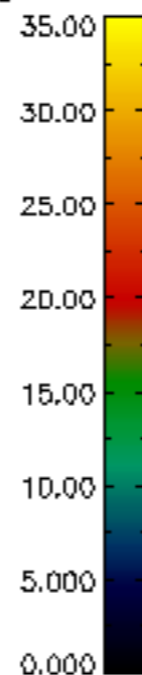
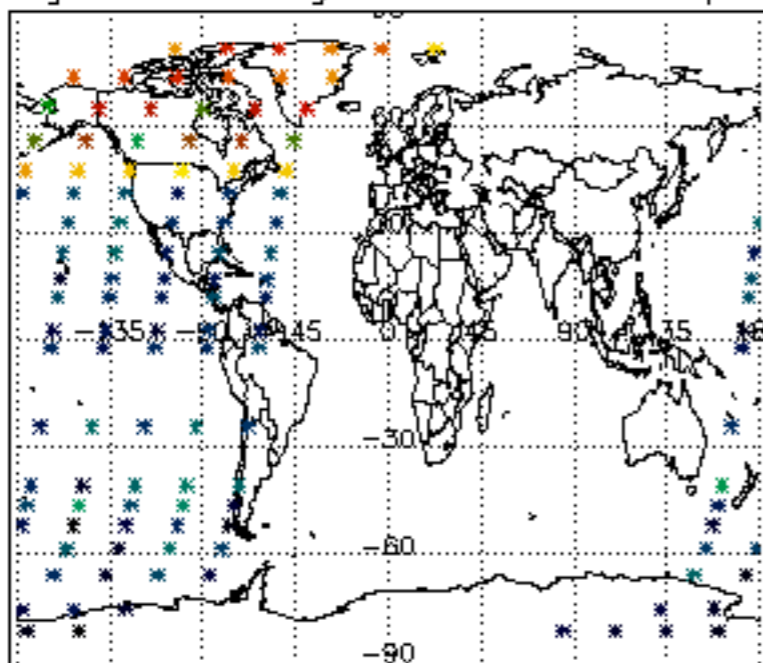
Percentage of cosmic ray hits per profile



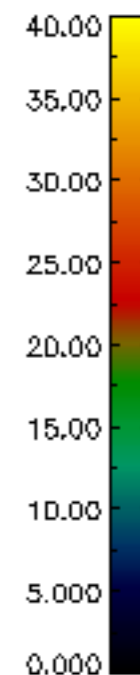
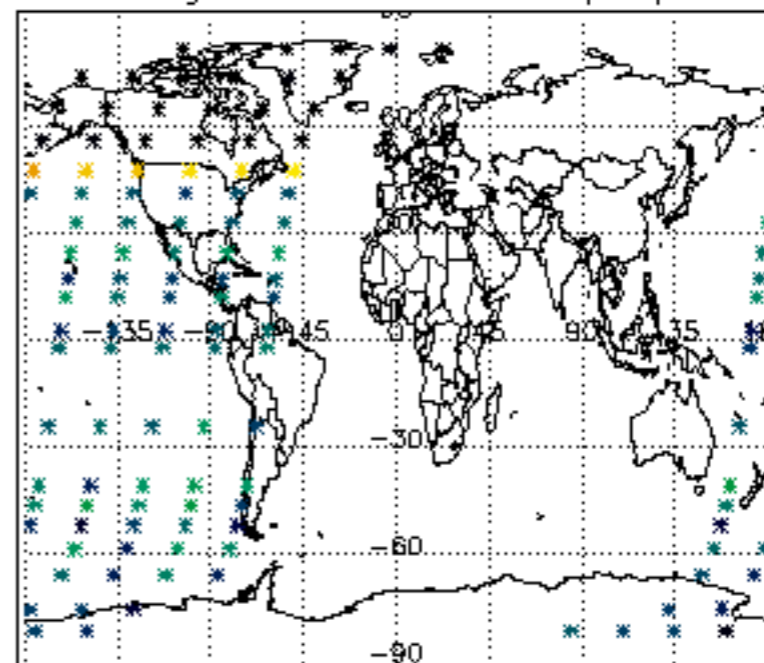
Percentage of datation errors per profile

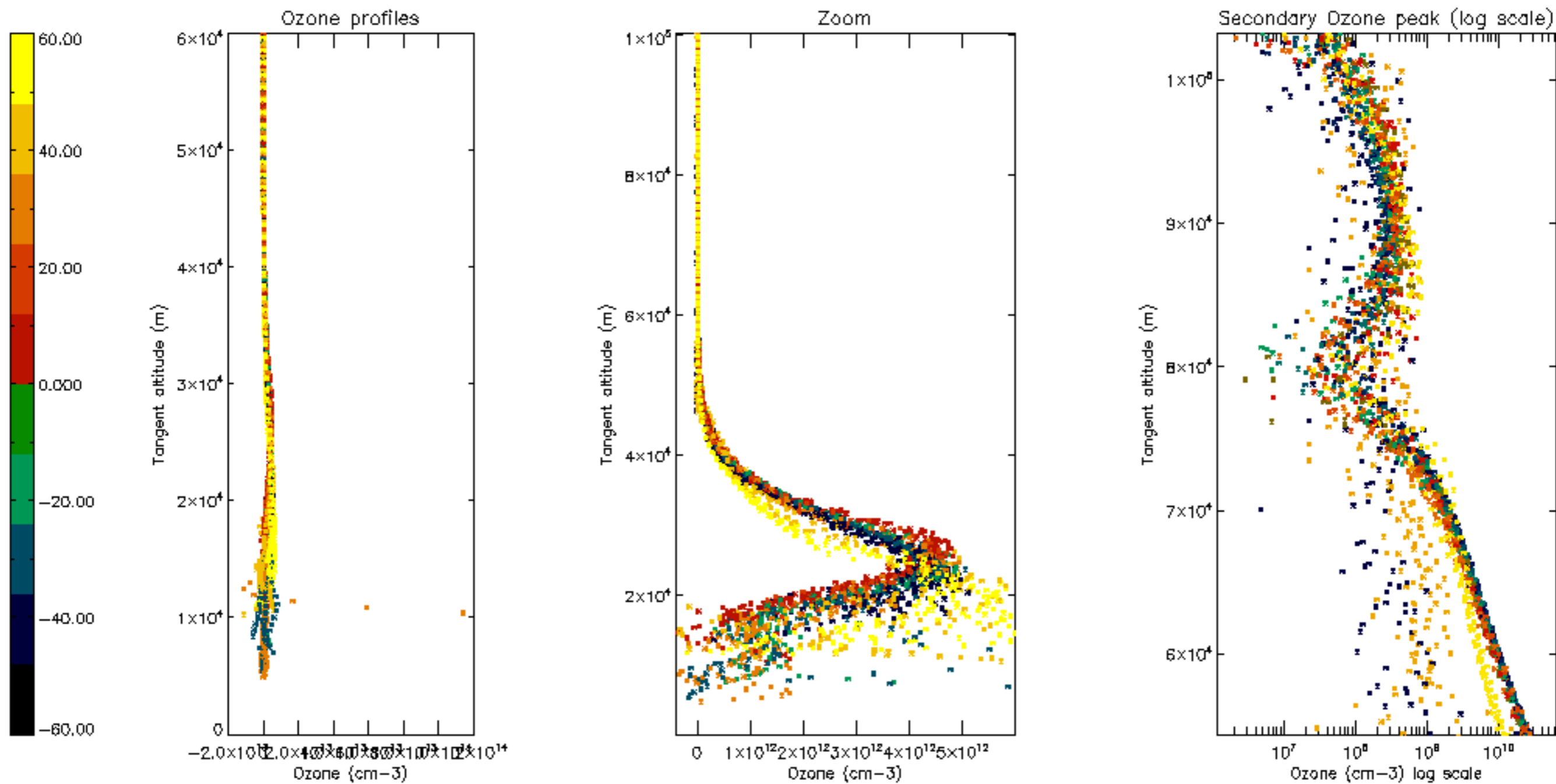


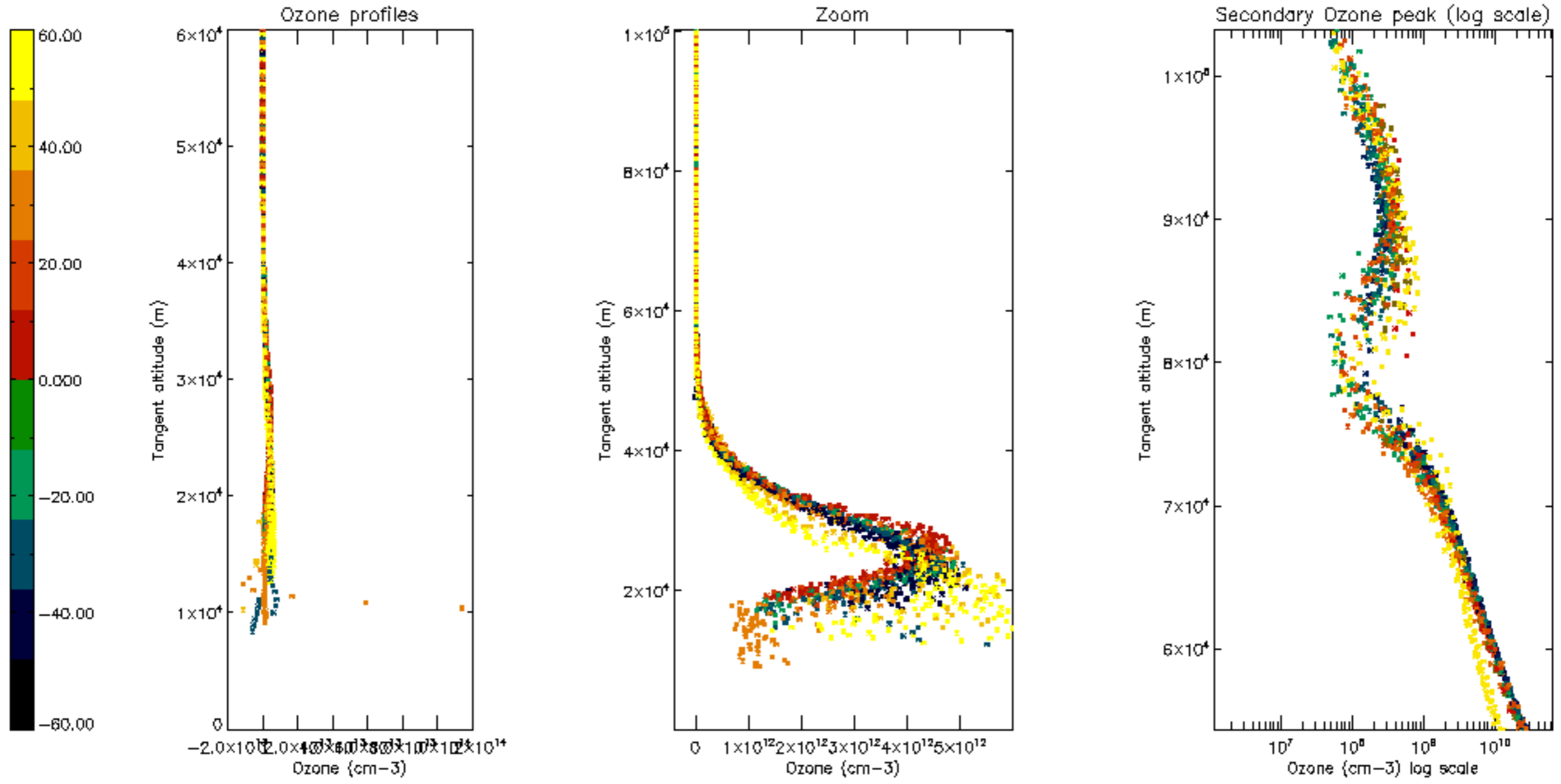
Percentage of star falling outside central band per profile



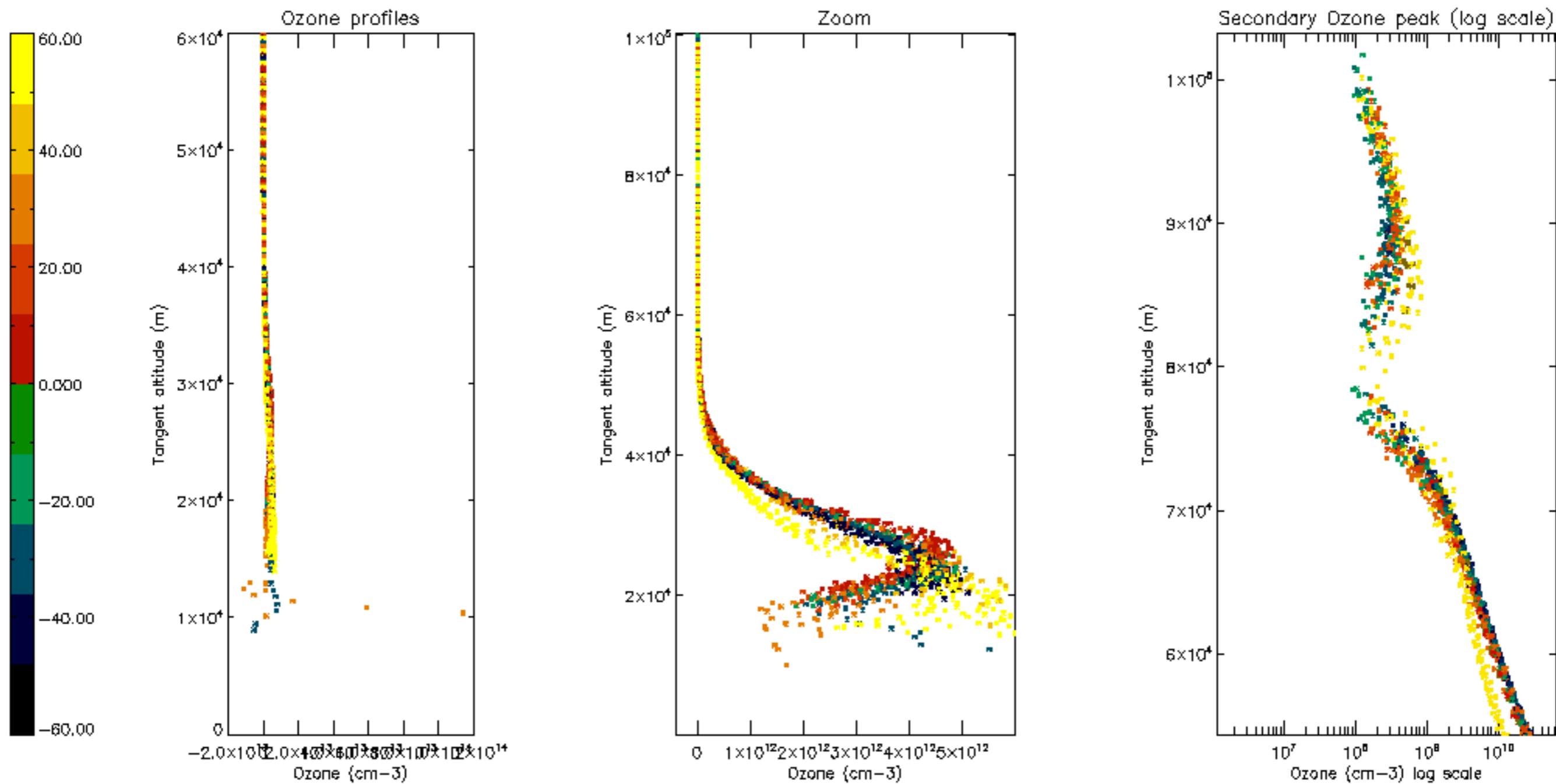
Percentage of saturation errors per profile

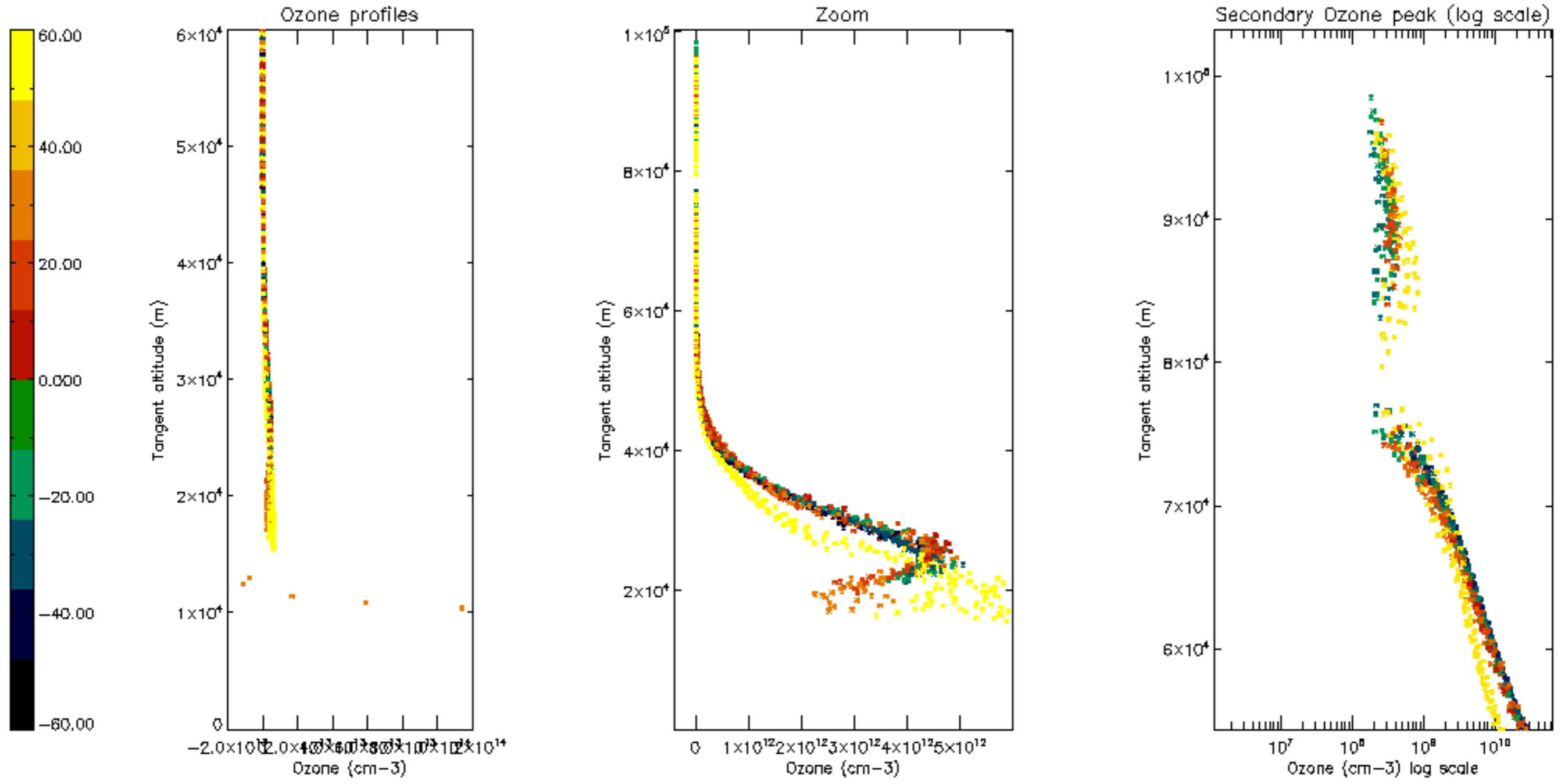


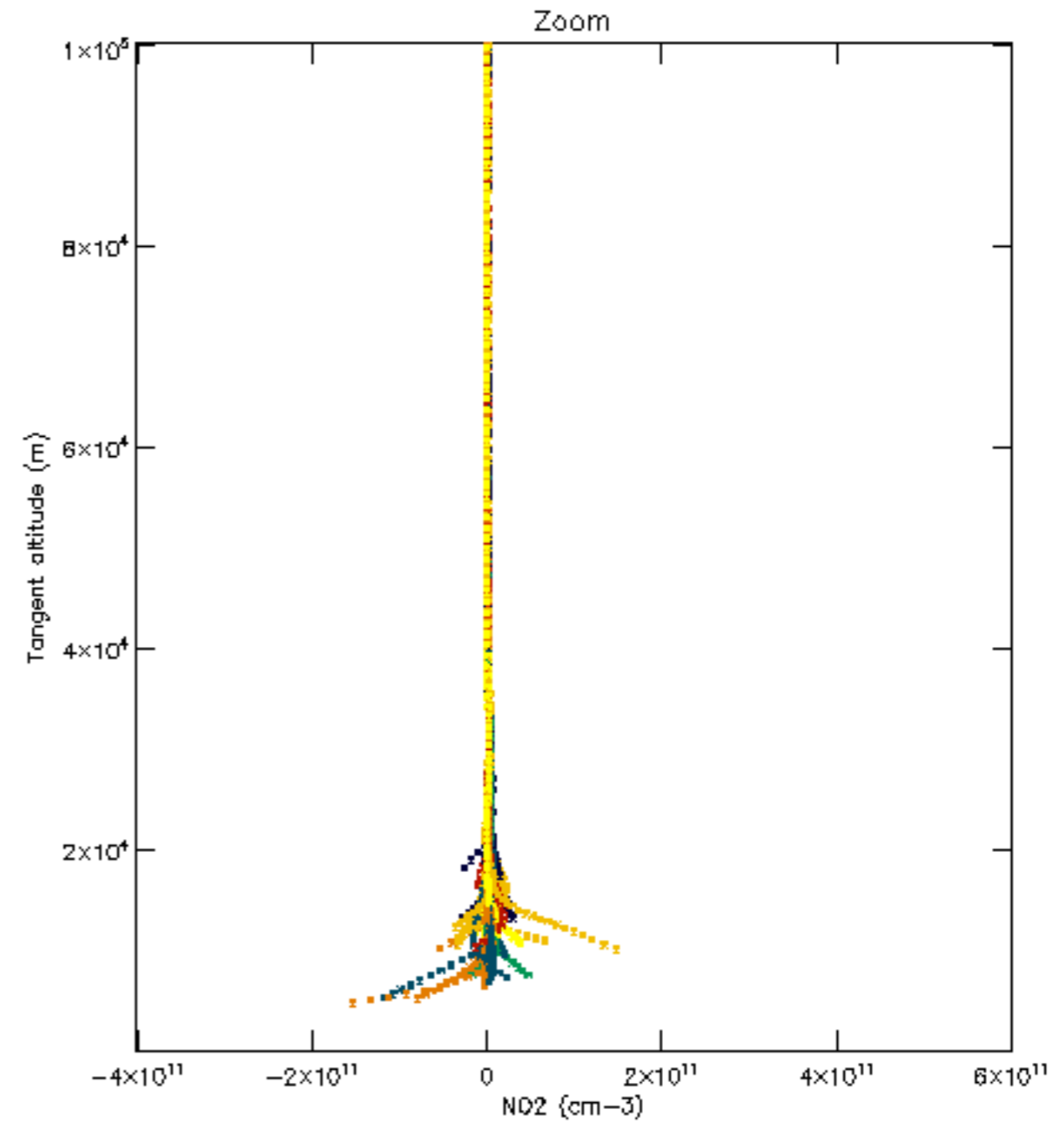
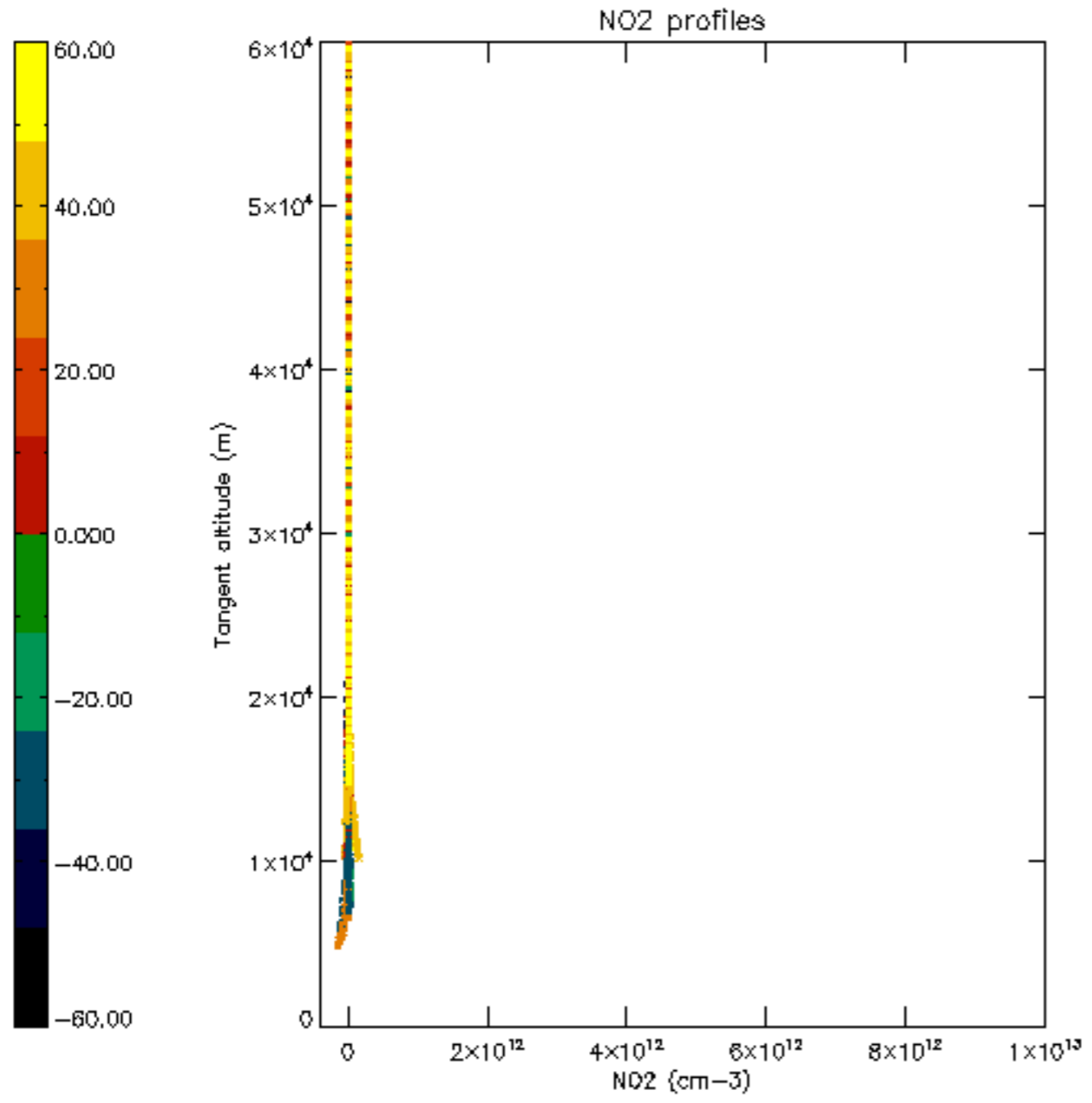


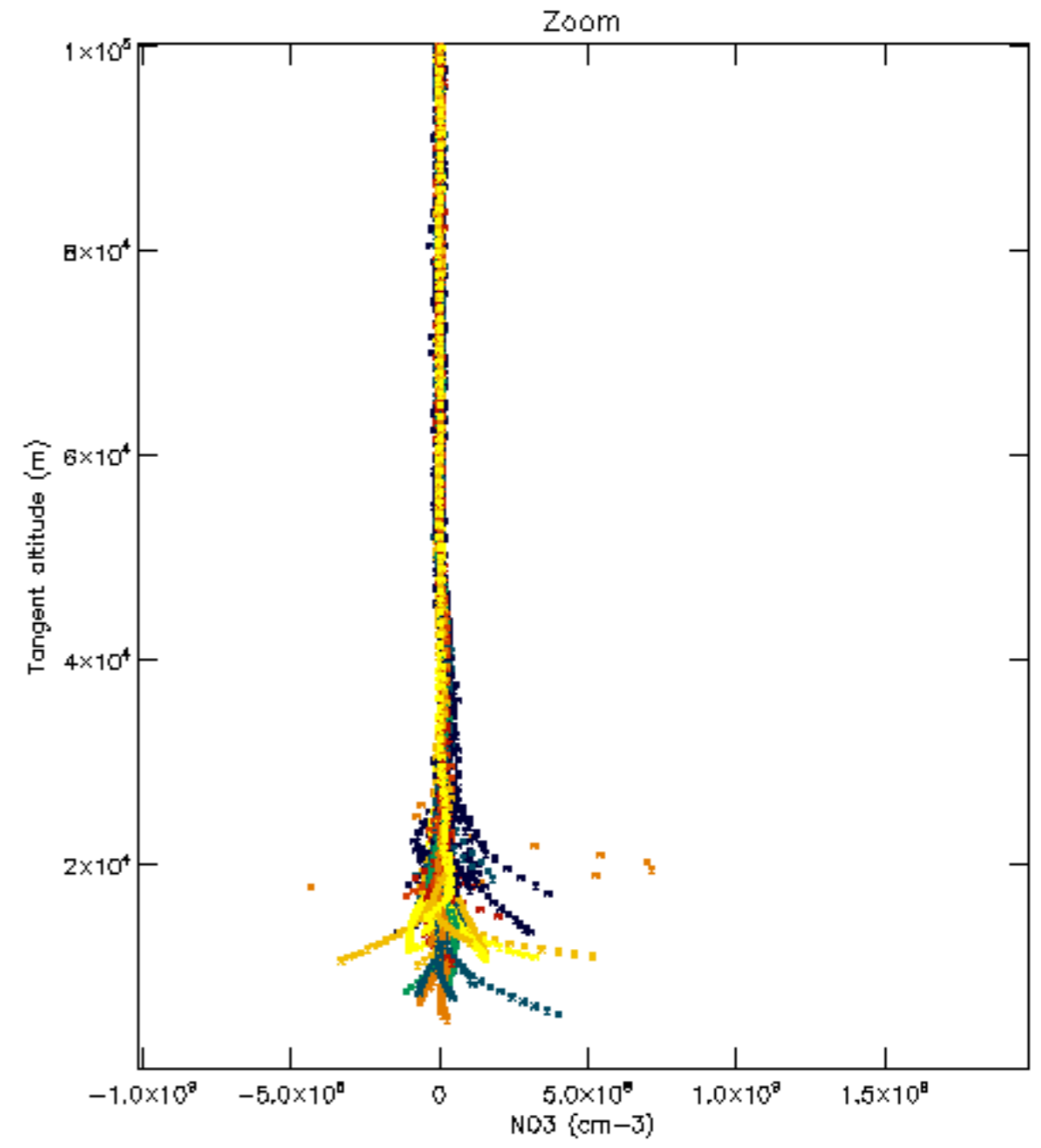
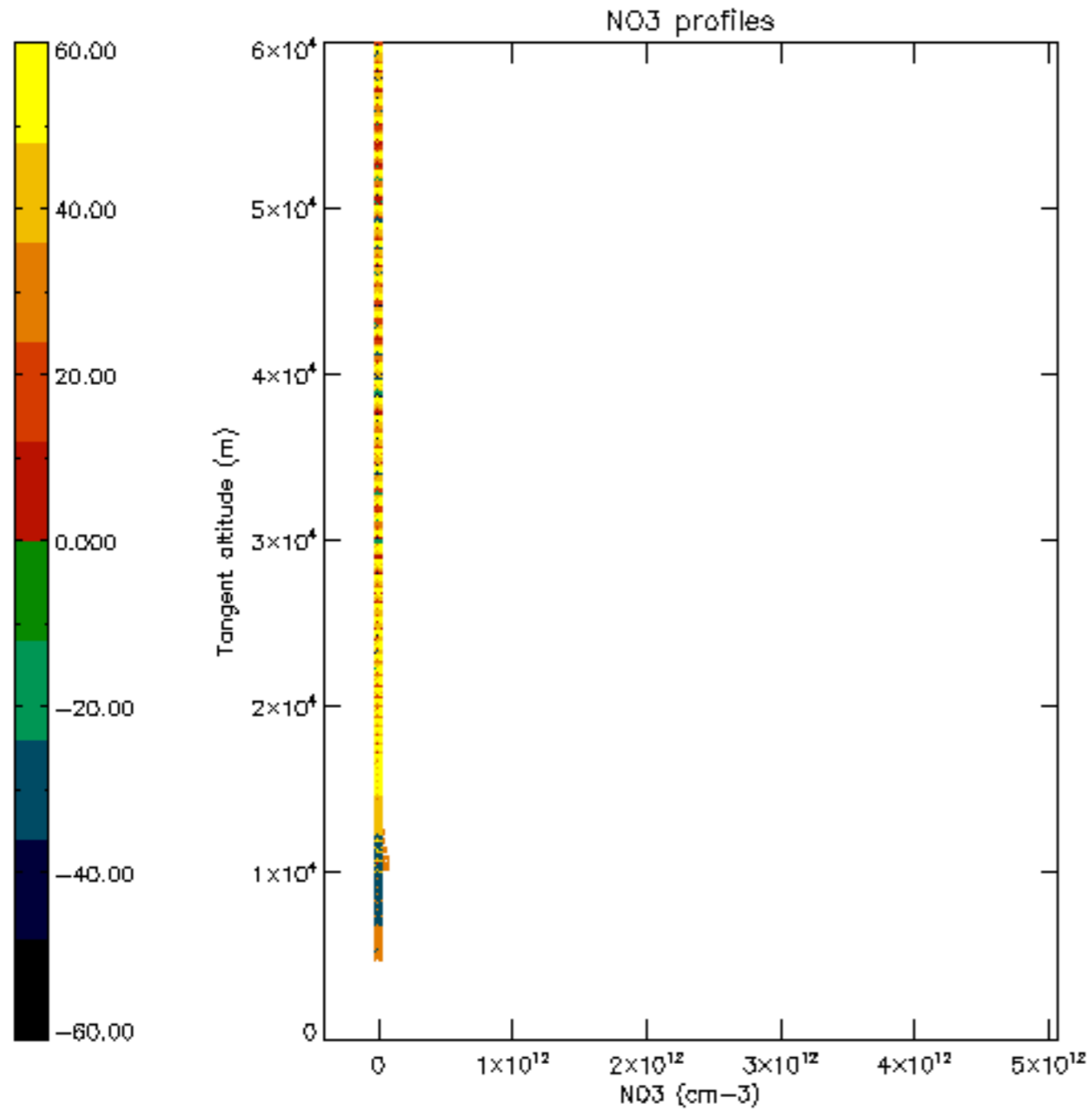




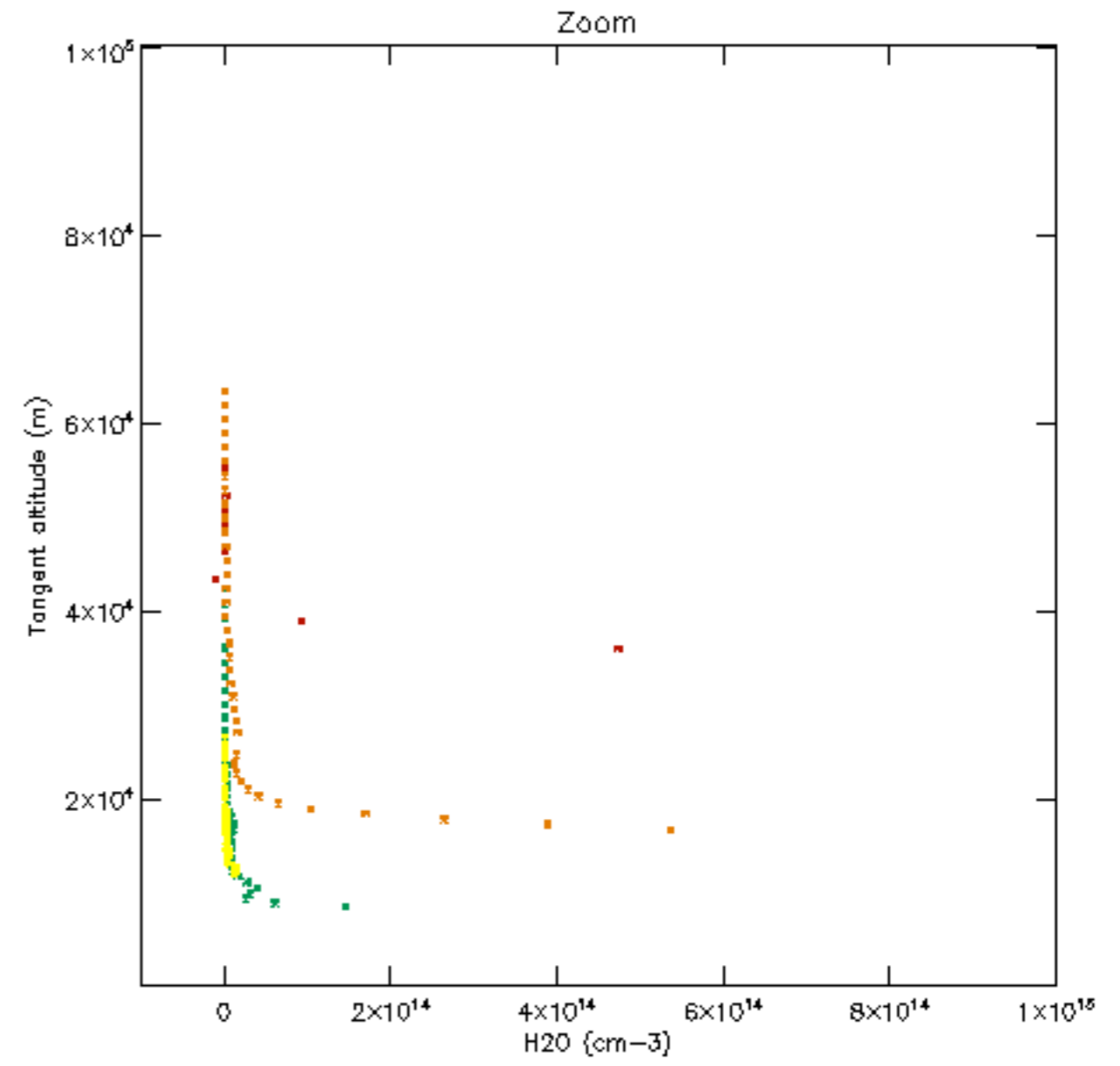
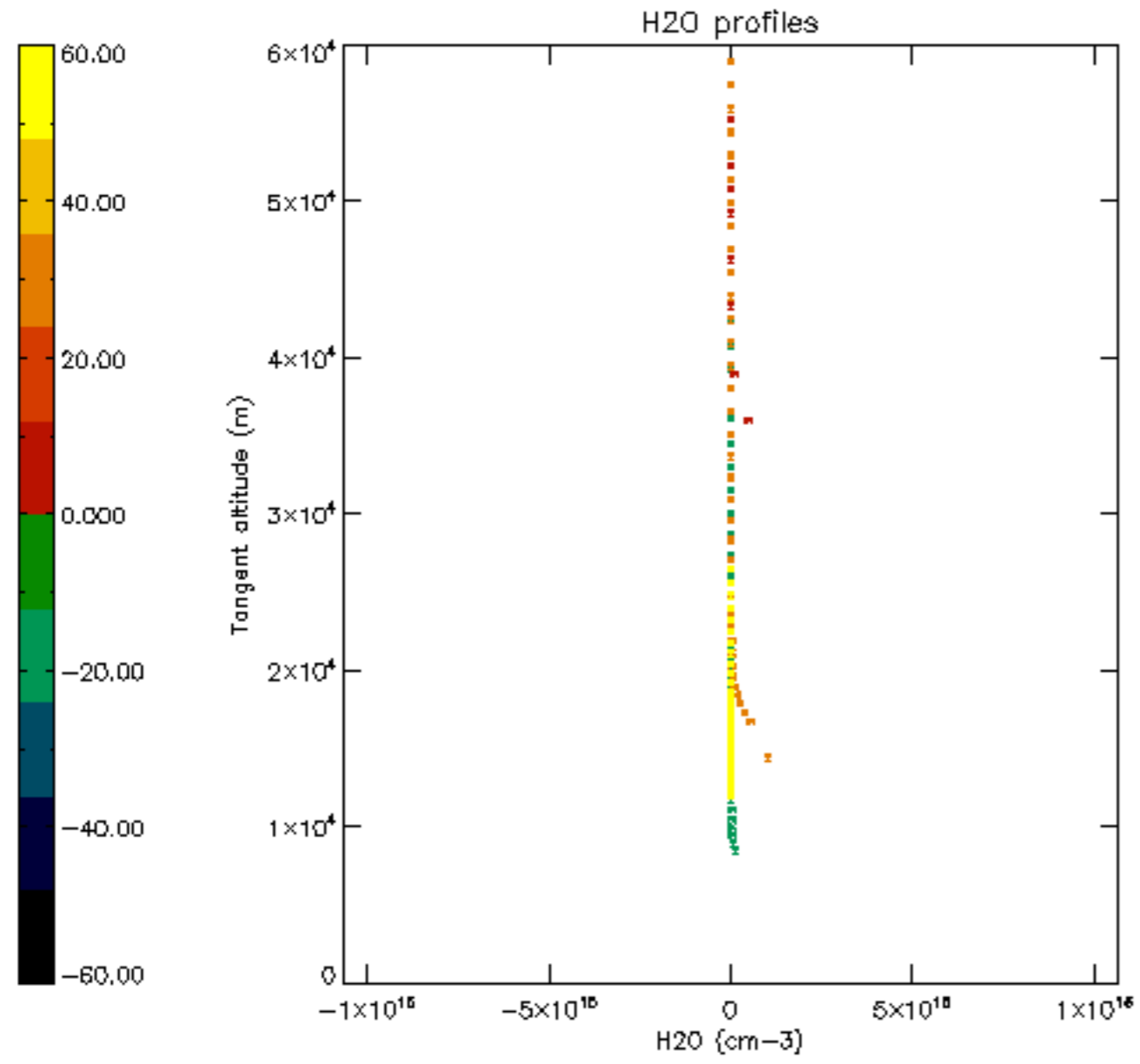


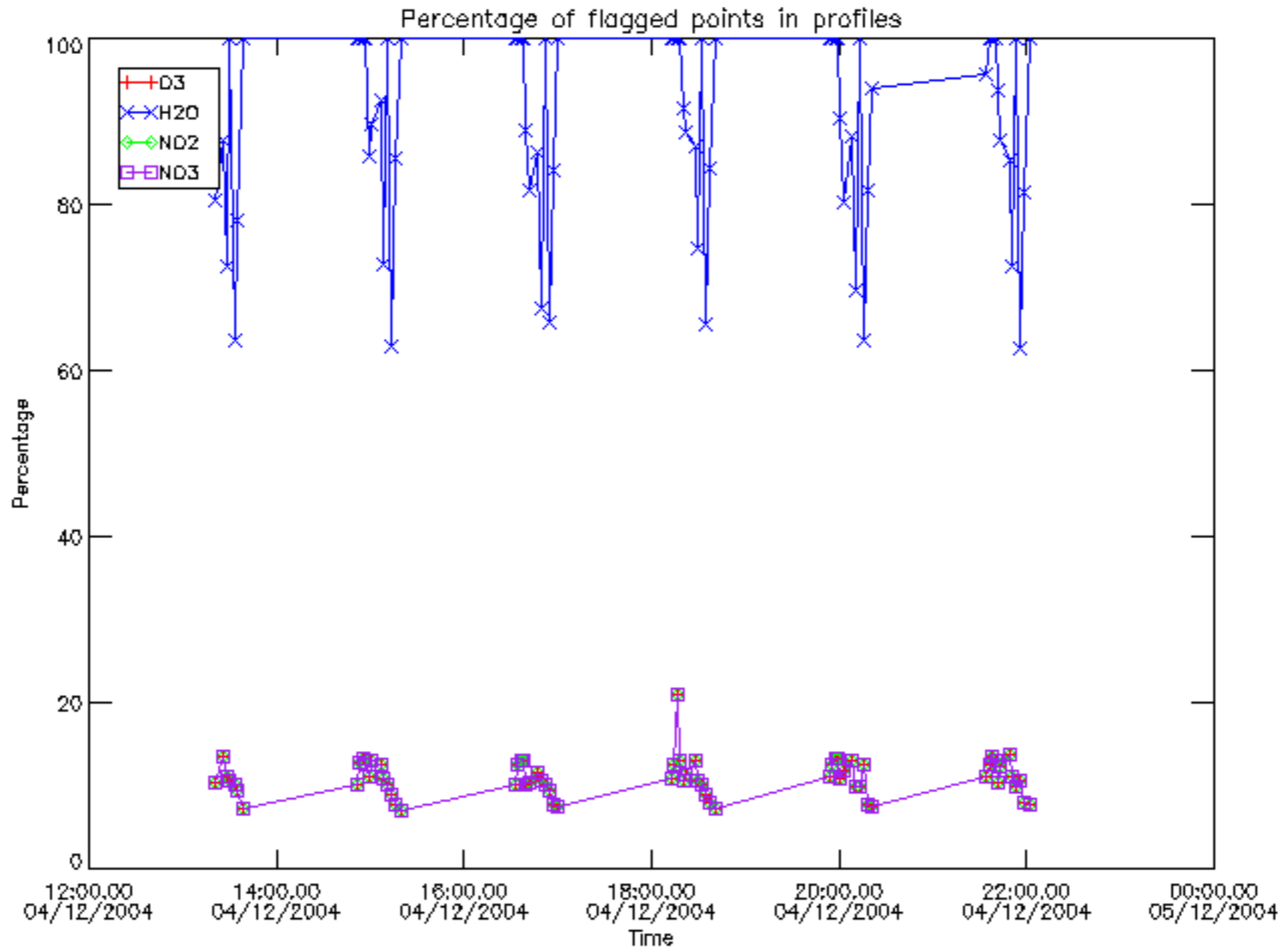




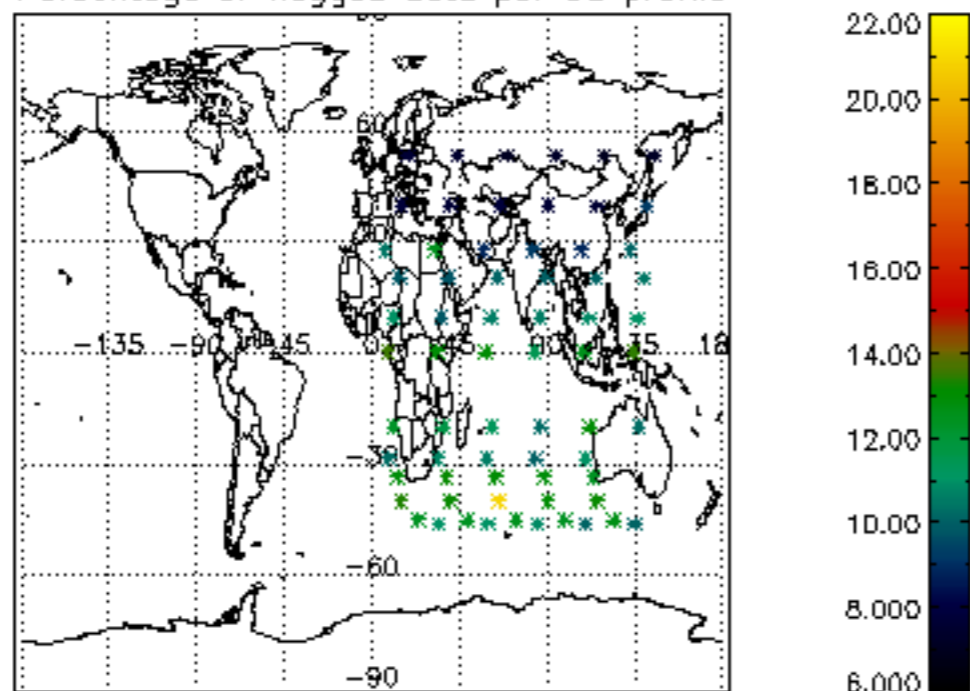




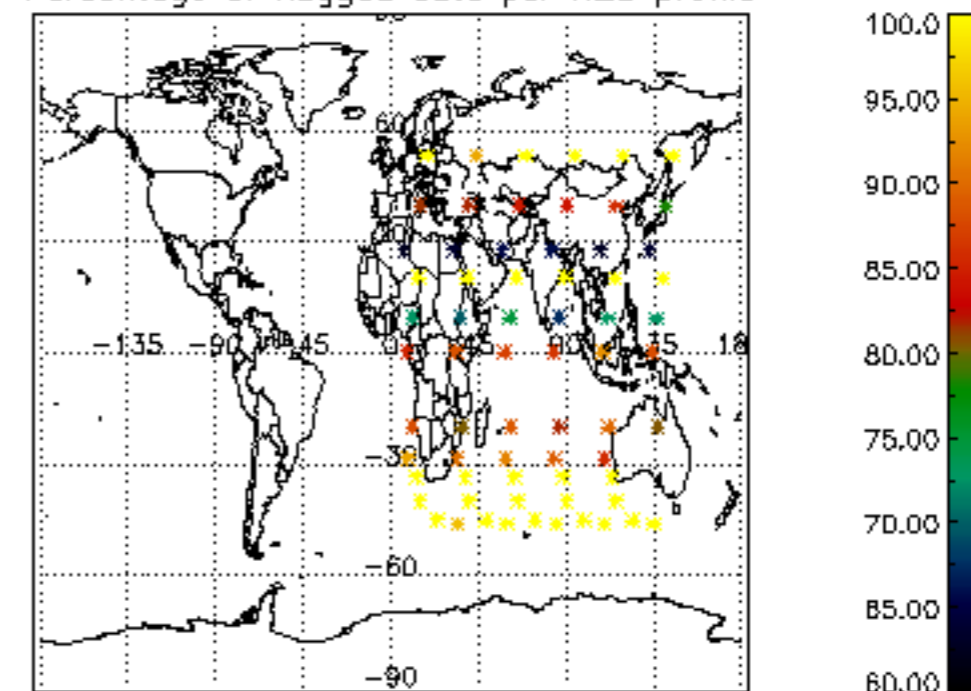




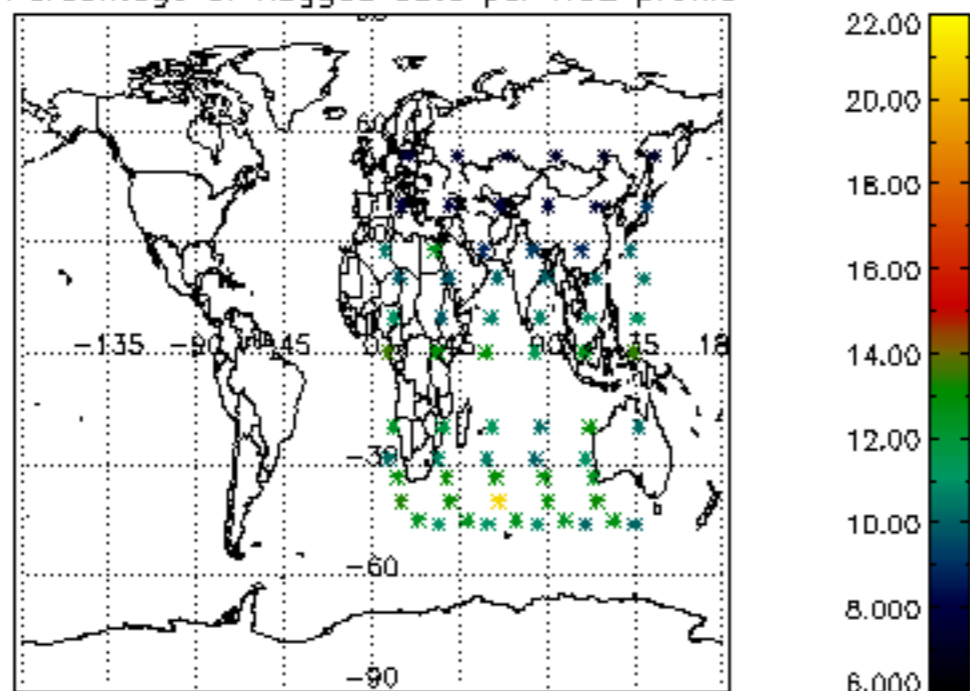
Percentage of flagged data per D3 profile



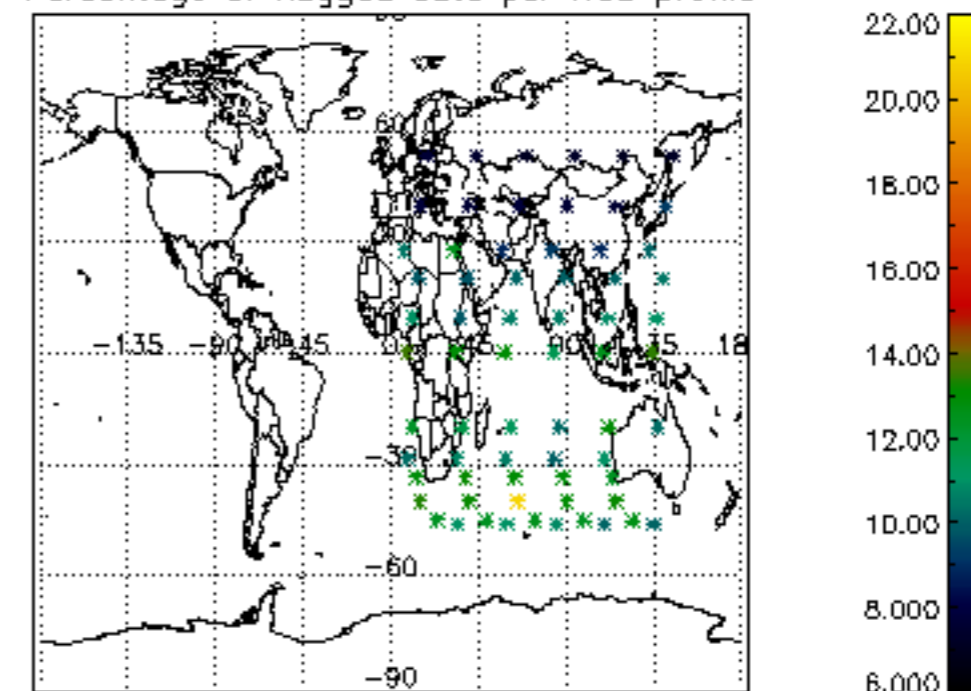
Percentage of flagged data per H2O profile

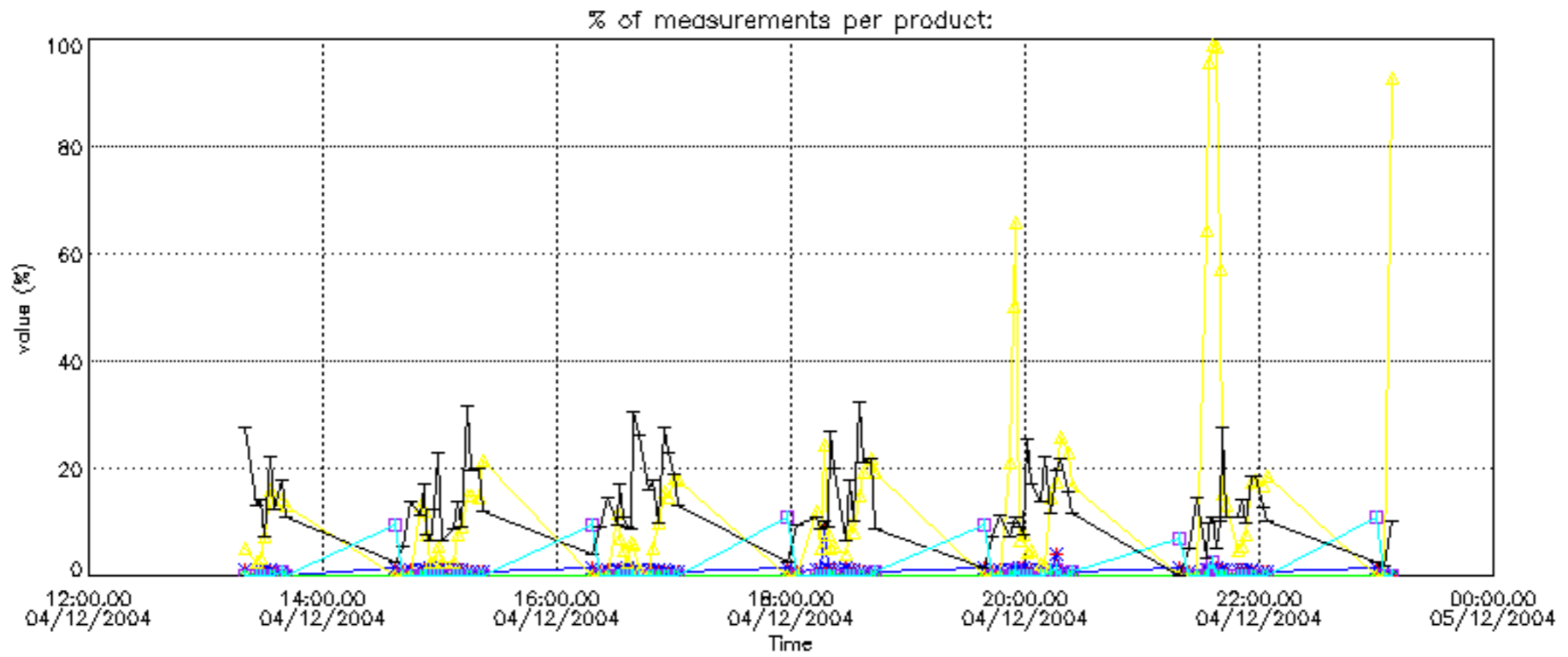


Percentage of flagged data per NO2 profile

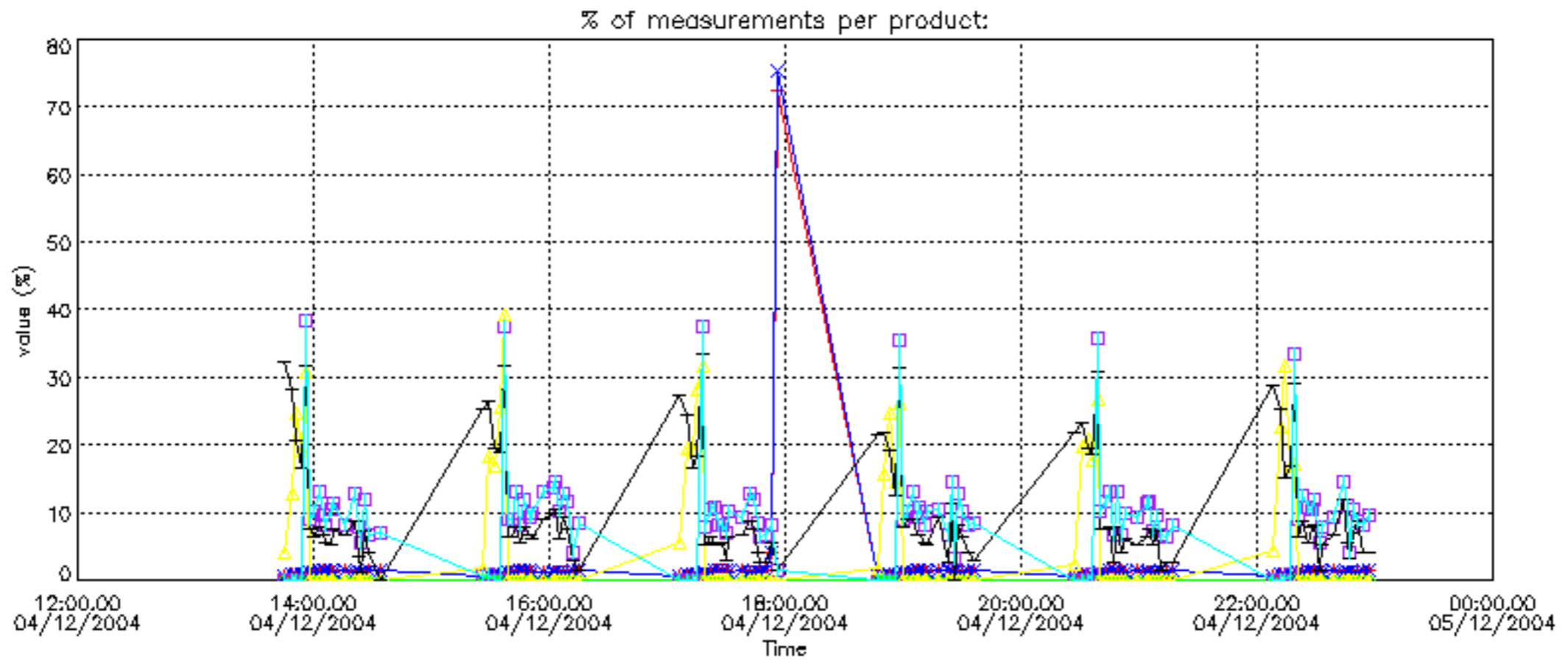


Percentage of flagged data per NO3 profile

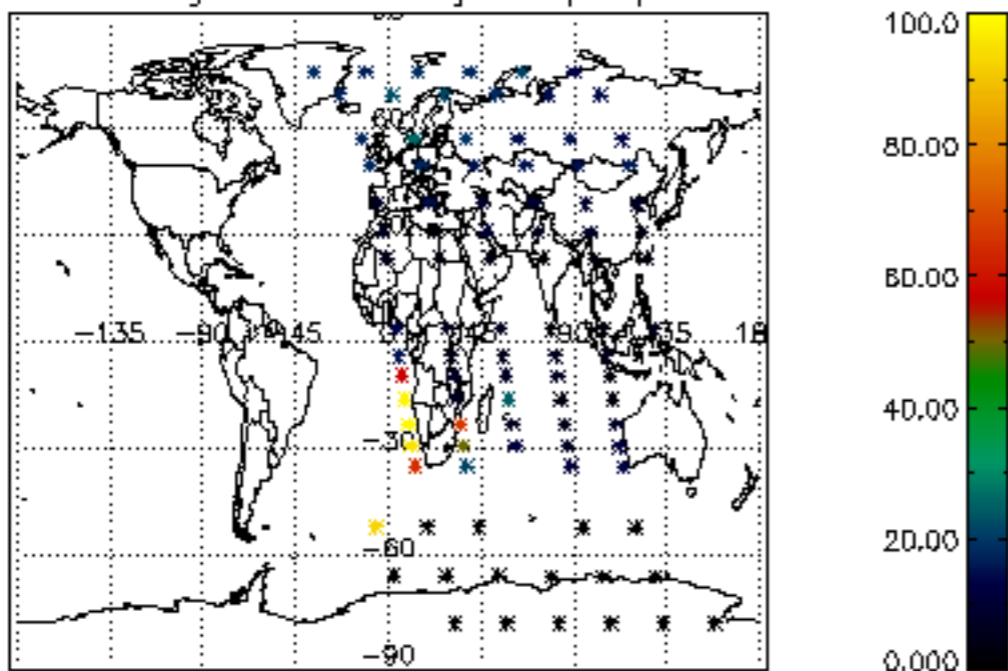




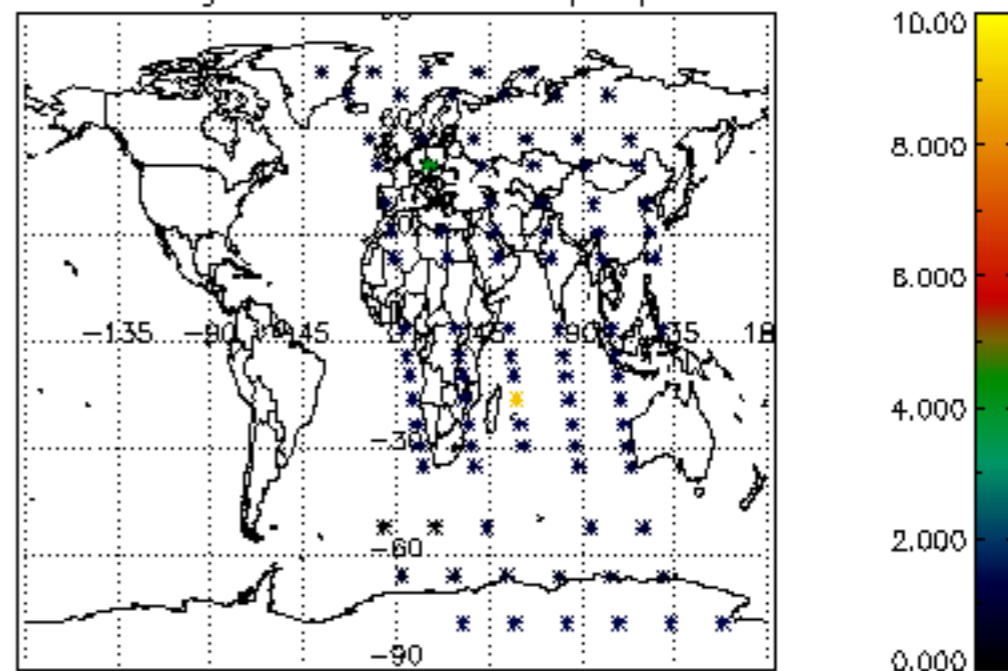




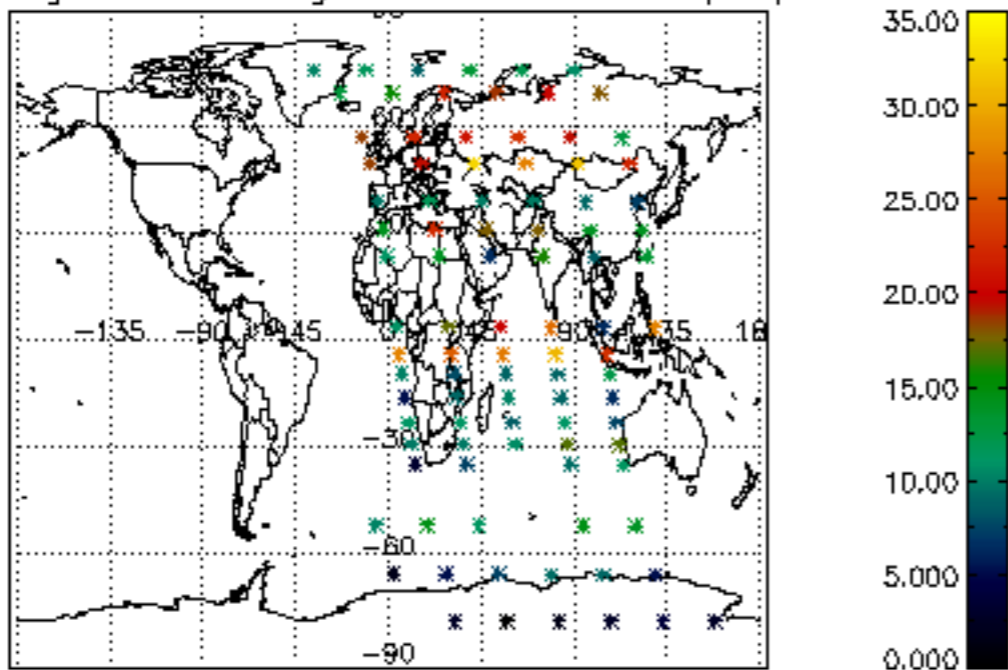
Percentage of cosmic ray hits per profile



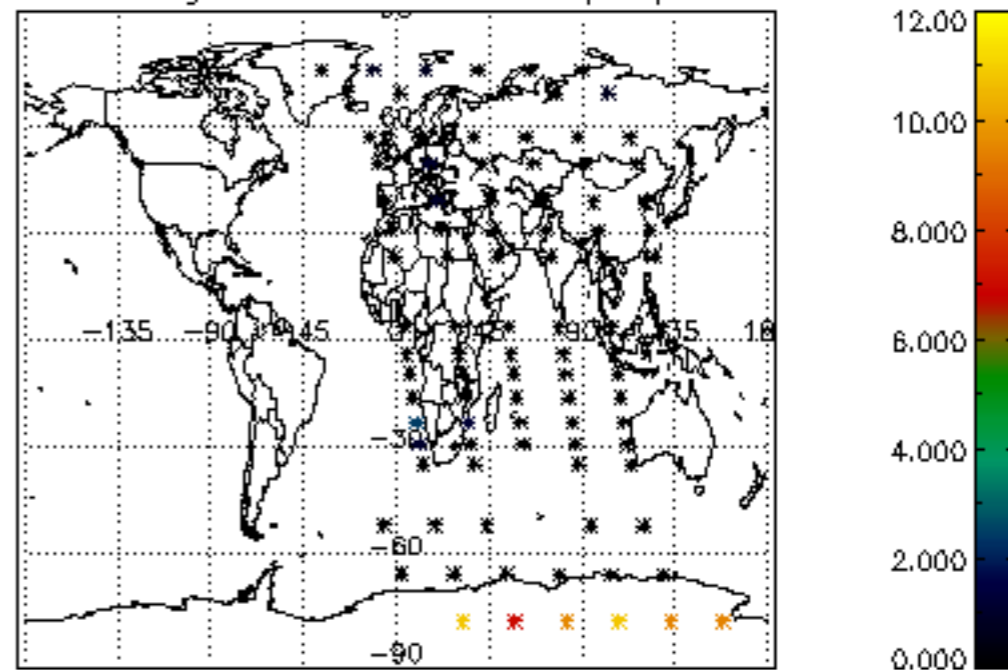
Percentage of datation errors per profile



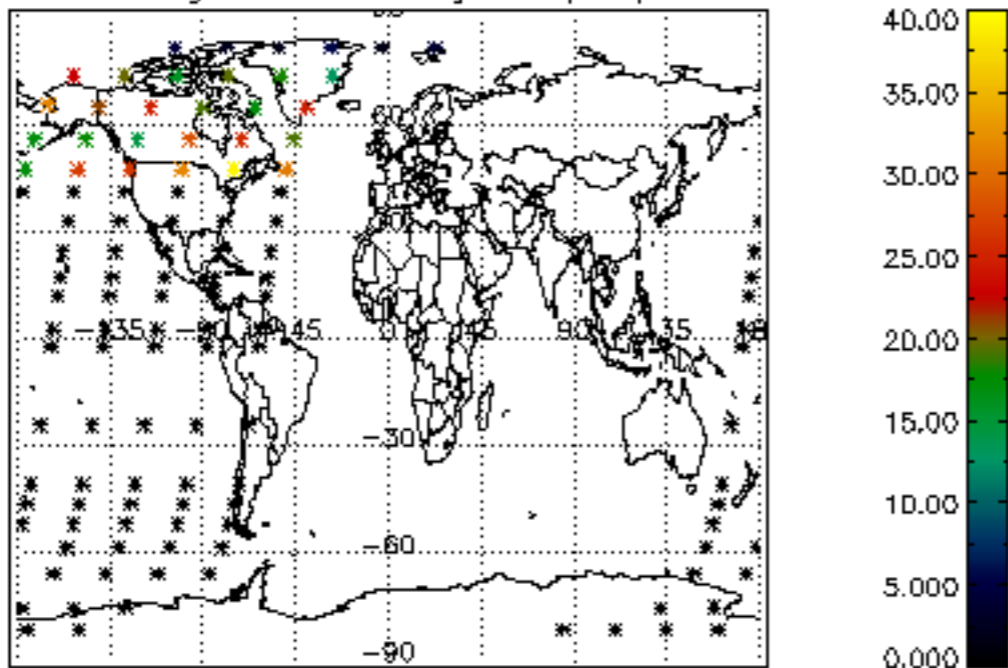
Percentage of star falling outside central band per profile



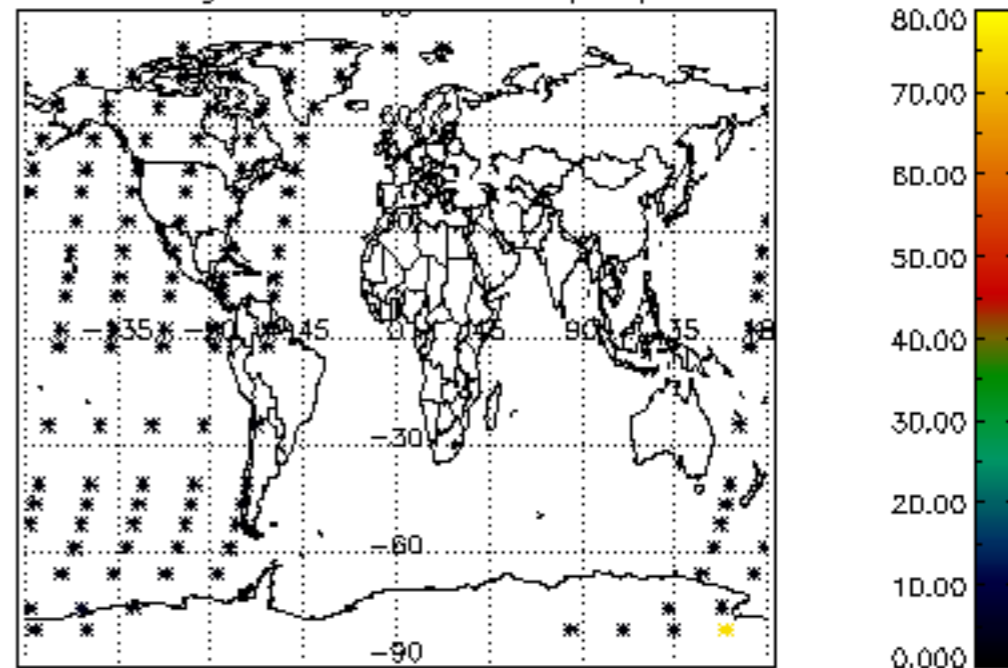
Percentage of saturation errors per profile



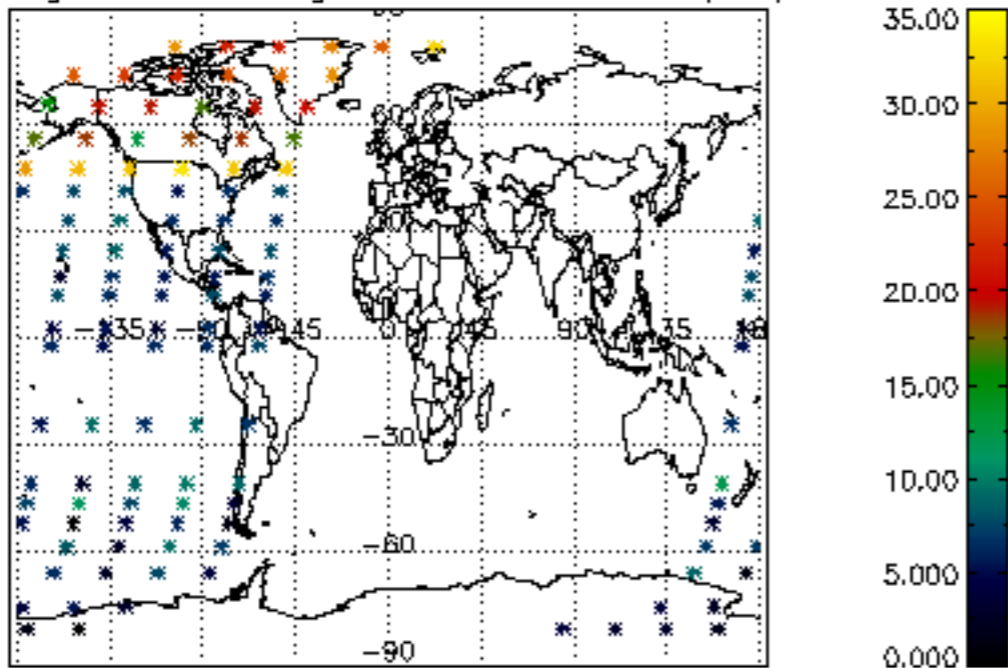
Percentage of cosmic ray hits per profile



Percentage of datation errors per profile



Percentage of star falling outside central band per profile



Percentage of saturation errors per profile

