

GOMOS Level 2 Daily Report

SUMMARY

[1. General Info](#)

[2. Summary of processed GOM_NL_2P products](#)

[3. Level 2 Quality information per product](#)

[3.1 Plot of level 2 quality information per product \(time dependant\)](#)

[3.2 Plot of level 2 quality information per product \(world map\)](#)

[4. Level 1 Quality information per product \(stored on level 2 products\)](#)

[4.1 Plot of level 1 quality information per product \(time dependant\)](#)

[4.1.1 Plot of level 1 quality information per product \(time dependant\): ASCENDING](#)

[4.1.2 Plot of level 1 quality information per product \(time dependant\): DESCENDING](#)

[4.2 Plot of level 1 quality information per product \(world map\)](#)

[4.2.1 Plot of level 1 quality information per product \(world map\): ASCENDING](#)

[4.2.2 Plot of level 1 quality information per product \(world map\): DESCENDING](#)

[5. Ozone profiles based on quality statistics and other trace gas profiles](#)

[5.1 Ozone statistics based on quality of products](#)

[5.2 Plot ozone profiles for all STD \(dark without errors\)](#)

[5.3 Plot ozone profiles where STD < 20% \(dark without errors\)](#)

[5.4. Plot ozone profiles where STD < 10% \(dark without errors\)](#)

[5.5. Plot ozone profiles where STD < 5% \(dark without errors\)](#)

[5.6 Plot NO2 profiles for all STD \(dark without errors\)](#)

[5.7 Plot NO3 profiles for all STD \(dark without errors\)](#)

[5.8 Plot H2O profiles \(only for occultations of stars 1,2,3,4,13,14,16,26,63 dark without errors\) for all STD](#)

[6. Auxiliary Data Files used for the production reported in section 2](#)

This report presents the daily analysis on parameters extracted from GOMOS level 2 data (GOM_NL__2P). It is intended to monitor some important parameters that will impact the quality of these products. A list of level 2 products (and content) that have arrived during the reporting day to the PCF is also given.

Item	Value
Time of report generation	22APR2013 09:04:16
Data source version	GOMOS/6.01
Start time of products	30-11-2004 (30NOV2004 00:00:00)
Stop time of products	01-12-2004 (01DEC2004 00:00:00)
Store outputs in DB	Yes
Nb of level 2 prods	507
Nb of prods with errors	0

2. Summary of processed GOM_NL__2P products.

Nr	Filename	UTC Start time	Limb	Duration	Star Id	Star Name	Star Mag	Star Temp	Nb Meas	Orbit	Prod. error
1	GOM_NL__2PRFIN20041130_000047_000000682032_00302_14384_6645.N1	30-NOV-2004 00:00:47	Bright	68.000	96	68Del Leo	2.5600	9300.0	136	14384	No
2	GOM_NL__2PRFIN20041130_000619_000002552032_00302_14384_6646.N1	30-NOV-2004 00:06:19	Straylight	255.00	51	41Gam1Leo	2.0100	4500.0	510	14384	No
3	GOM_NL__2PRFIN20041130_001129_000000522032_00302_14384_6647.N1	30-NOV-2004 00:11:29	Twilight	51.500	106	9Bet Crv	2.6480	5600.0	103	14384	No
4	GOM_NL__2PRFIN20041130_001735_000000392032_00302_14384_6648.N1	30-NOV-2004 00:17:35	Dark	38.500	77	Eps Cen	2.3030	28000.	77	14384	No
5	GOM_NL__2PRFIN20041130_001914_000000432032_00302_14384_6649.N1	30-NOV-2004 00:19:14	Dark	43.000	10	Bet Cen	0.61000	28000.	86	14384	No
6	GOM_NL__2PRFIN20041130_002106_000000442032_00303_14385_6819.N1	30-NOV-2004 00:21:06	Dark	43.500	12	Alp1Cru	0.77500	30000.	87	14385	No
7	GOM_NL__2PRFIN20041130_002349_000000412032_00303_14385_6820.N1	30-NOV-2004 00:23:49	Dark	40.500	124	The Car	2.7640	30000.	81	14385	No
8	GOM_NL__2PRFIN20041130_002827_000000442032_00303_14385_6821.N1	30-NOV-2004 00:28:27	Dark	44.000	41	Eps Car	1.8600	4100.0	88	14385	No
9	GOM_NL__2PRFIN20041130_003025_000000522032_00303_14385_6822.N1	30-NOV-2004 00:30:25	Dark	52.000	34	Gam2Vel	1.7930	23000.	104	14385	No
10	GOM_NL__2PRFIN20041130_003350_000000542032_00303_14385_6823.N1	30-NOV-2004 00:33:50	Dark	54.000	2	Alp Car	-0.73600	7000.0	108	14385	No
11	GOM_NL__2PRFIN20041130_003539_000000612032_00303_14385_6824.N1	30-NOV-2004 00:35:39	Dark	60.500	117	Pi Pup	2.7060	3800.0	121	14385	No
12	GOM_NL__2PRFIN20041130_003929_000000732032_00303_14385_6825.N1	30-NOV-2004 00:39:29	Dark	72.500	23	21Eps CMa	1.5020	26000.	145	14385	No
13	GOM_NL__2PRFIN20041130_004139_000000762032_00303_14385_6826.N1	30-NOV-2004 00:41:39	Straylight	75.500	179	24Omi2CMa	3.0320	24000.	151	14385	No
14	GOM_NL__2PRFIN20041130_004559_000000992032_00303_14385_6827.N1	30-NOV-2004 00:45:59	Straylight	99.000	1	9Alp CMa	-1.4400	11000.	198	14385	No
15	GOM_NL__2PRFIN20041130_004942_000000662032_00303_14385_6828.N1	30-NOV-2004 00:49:42	Straylight	66.000	7	19Bet Ori	0.10000	14000.	132	14385	No
16	GOM_NL__2PRFIN20041130_005247_000000692032_00303_14385_6829.N1	30-NOV-2004 00:52:47	Tw_i_and_stray	68.500	30	46Eps Ori	1.6940	30000.	137	14385	No
17	GOM_NL__2PRFIN20041130_005531_000000682032_00303_14385_6830.N1	30-NOV-2004 00:55:31	Tw_i_and_stray	68.000	27	24Gam Ori	1.6360	26000.	136	14385	No
18	GOM_NL__2PRFIN20041130_005745_000000592032_00303_14385_6831.N1	30-NOV-2004 00:57:45	Bright	58.500	13	87Alp Tau	0.86700	3800.0	117	14385	No
19	GOM_NL__2PRFIN20041130_005919_000000412032_00303_14385_6832.N1	30-NOV-2004 00:59:19	Bright	41.000	146	25Eta Tau	2.8730	15200.	82	14385	No
20	GOM_NL__2PRFIN20041130_010141_000000422032_00303_14385_6833.N1	30-NOV-2004 01:01:41	Bright	41.500	150	44Zet Per	2.8900	28000.	83	14385	No
21	GOM_NL__2PRFIN20041130_010354_000000392032_00303_14385_6834.N1	30-NOV-2004 01:03:54	Bright	39.000	79	26Bet Per	2.3100	13100.	78	14385	No
22	GOM_NL__2PRFIN20041130_010609_000000392032_00303_14385_6835.N1	30-NOV-2004 01:06:09	Bright	38.500	175	39Del Per	3.0100	19400.	77	14385	No
23	GOM_NL__2PRFIN20041130_010728_000000372032_00303_14385_6836.N1	30-NOV-2004 01:07:28	Bright	37.000	160	23Gam Per	2.9300	4700.0	74	14385	No
24	GOM_NL__2PRFIN20041130_010945_000000382032_00303_14385_6837.N1	30-NOV-2004 01:09:45	Bright	38.000	110	37Del Cas	2.6780	8900.0	76	14385	No
25	GOM_NL__2PRFIN20041130_011730_000000392032_00303_14385_6838.N1	30-NOV-2004 01:17:30	Bright	39.000	49	1Alp UMi	1.9900	6300.0	78	14385	No
26	GOM_NL__2PRFIN20041130_012209_000000392032_00303_14385_6839.N1	30-NOV-2004 01:22:09	Bright	39.000	60	7Bet UMi	2.0810	3950.0	78	14385	No
27	GOM_NL__2PRFIN20041130_012414_000000452032_00303_14385_6840.N1	30-NOV-2004 01:24:14	Bright	45.000	36	50Alp UMa	1.8000	6300.0	90	14385	No
28	GOM_NL__2PRFIN20041130_012550_000000482032_00303_14385_6841.N1	30-NOV-2004 01:25:50	Bright	48.000	82	48Bet UMa	2.3650	10600.	96	14385	No
29	GOM_NL__2PRFIN20041130_012724_000000412032_00303_14385_6842.N1	30-NOV-2004 01:27:24	Bright	40.500	32	77Eps UMa	1.7630	11000.	81	14385	No
30	GOM_NL__2PRFIN20041130_012928_000000372032_00303_14385_6843.N1	30-NOV-2004 01:29:28	Bright	37.000	39	85Eta UMa	1.8540	24000.	74	14385	No
31	GOM_NL__2PRFIN20041130_013220_000000372032_00303_14385_6844.N1	30-NOV-2004 01:32:20	Bright	36.500	180	27Gam Boo	3.0400	8000.0	73	14385	No
32	GOM_NL__2PRFIN20041130_013521_000000372032_00303_14385_6845.N1	30-NOV-2004 01:35:21	Bright	37.000	83		2.3780	11000.	74	14385	No
33	GOM_NL__2PRFIN20041130_013752_000000372032_00303_14385_6846.N1	30-NOV-2004 01:37:52	Bright	36.500	3	16Alp Boo	-0.050000	4250.0	73	14385	No
34	GOM_NL__2PRFIN20041130_014124_000000752032_00303_14385_6847.N1	30-NOV-2004 01:41:24	Bright	75.000	96	68Del Leo	2.5600	9300.0	150	14385	No
35	GOM_NL__2PRFIN20041130_014543_000000442032_00303_14385_6848.N1	30-NOV-2004 01:45:43	Bright	43.500	121	29Gam Vir	2.7400	7200.0	87	14385	No
36	GOM_NL__2PRFIN20041130_014711_000000542032_00303_14385_6849.N1	30-NOV-2004 01:47:11	Bright	54.000	15	67Alp Vir	0.97600	28000.	108	14385	No
37	GOM_NL__2PRFIN20041130_015027_000000492032_00303_14385_6850.N1	30-NOV-2004 01:50:27	Tw_i_and_stray	48.500	163	7Del Crv	2.9450	11000.	97	14385	No
38	GOM_NL__2PRFIN20041130_015205_000000492032_00303_14385_6851.N1	30-NOV-2004 01:52:05	Twilight	49.000	106	9Bet Crv	2.6480	5600.0	98	14385	No
39	GOM_NL__2PRFIN20041130_015811_000000422032_00303_14385_6852.N1	30-NOV-2004 01:58:11	Dark	41.500	77	Eps Cen	2.3030	28000.	83	14385	No
40	GOM_NL__2PRFIN20041130_015950_000000452032_00303_14385_6853.N1	30-NOV-2004 01:59:50	Dark	44.500	10	Bet Cen	0.61000	28000.	89	14385	No
41	GOM_NL__2PRFIN20041130_020142_000000492032_00304_14386_6619.N1	30-NOV-2004 02:01:42	Dark	48.500	12	Alp1Cru	0.77500	30000.	97	14386	No
42	GOM_NL__2PRFIN20041130_020426_000000402032_00304_14386_6620.N1	30-NOV-2004 02:04:26	Dark	39.500	124	The Car	2.7640	30000.	79	14386	No

43	GOM_NL__2PRFIN20041130_020904_000000472032_00304_14386_6621.N1	30-NOV-2004 02:09:04	Dark	46.500	41	Eps Car	1.8600	4100.0	93	14386	No
44	GOM_NL__2PRFIN20041130_021102_000000622032_00304_14386_6622.N1	30-NOV-2004 02:11:02	Dark	61.500	34	Gam2Vel	1.7930	23000.	123	14386	No
45	GOM_NL__2PRFIN20041130_021426_000000522032_00304_14386_6623.N1	30-NOV-2004 02:14:26	Dark	52.000	2	Alp Car	-0.73600	7000.0	104	14386	No
46	GOM_NL__2PRFIN20041130_021616_000000642032_00304_14386_6624.N1	30-NOV-2004 02:16:16	Dark	64.000	117	Pi Pup	2.7060	3800.0	128	14386	No
47	GOM_NL__2PRFIN20041130_022006_000000692032_00304_14386_6625.N1	30-NOV-2004 02:20:06	Dark	68.500	23	21Eps CMa	1.5020	26000.	137	14386	No
48	GOM_NL__2PRFIN20041130_022216_000000732032_00304_14386_6626.N1	30-NOV-2004 02:22:16	Straylight	72.500	179	24Omi2CMa	3.0320	24000.	145	14386	No
49	GOM_NL__2PRFIN20041130_022635_000000982032_00304_14386_6627.N1	30-NOV-2004 02:26:35	Straylight	98.000	1	9Alp CMa	-1.4400	11000.	196	14386	No
50	GOM_NL__2PRFIN20041130_023017_000000692032_00304_14386_6628.N1	30-NOV-2004 02:30:17	Straylight	69.000	7	19Bet Ori	0.10000	14000.	138	14386	No
51	GOM_NL__2PRFIN20041130_023322_000000662032_00304_14386_6629.N1	30-NOV-2004 02:33:22	Twilight	65.500	30	46Eps Ori	1.6940	30000.	131	14386	No
52	GOM_NL__2PRFIN20041130_023606_000000622032_00304_14386_6630.N1	30-NOV-2004 02:36:06	Twilight	62.000	27	24Gam Ori	1.6360	26000.	124	14386	No
53	GOM_NL__2PRFIN20041130_023820_000000592032_00304_14386_6631.N1	30-NOV-2004 02:38:20	Bright	59.000	13	87Alp Tau	0.86700	3800.0	118	14386	No
54	GOM_NL__2PRFIN20041130_023954_000000412032_00304_14386_6632.N1	30-NOV-2004 02:39:54	Bright	41.000	146	25Eta Tau	2.8730	15200.	82	14386	No
55	GOM_NL__2PRFIN20041130_024215_000000442032_00304_14386_6633.N1	30-NOV-2004 02:42:15	Bright	43.500	150	44Zet Per	2.8900	28000.	87	14386	No
56	GOM_NL__2PRFIN20041130_024430_000000402032_00304_14386_6634.N1	30-NOV-2004 02:44:30	Bright	39.500	79	26Bet Per	2.3100	13100.	79	14386	No
57	GOM_NL__2PRFIN20041130_024642_000000412032_00304_14386_6635.N1	30-NOV-2004 02:46:42	Bright	40.500	175	39Del Per	3.0100	19400.	81	14386	No
58	GOM_NL__2PRFIN20041130_024803_000000382032_00304_14386_6636.N1	30-NOV-2004 02:48:03	Bright	38.000	160	23Gam Per	2.9300	4700.0	76	14386	No
59	GOM_NL__2PRFIN20041130_025021_000000372032_00304_14386_6637.N1	30-NOV-2004 02:50:21	Bright	37.000	110	37Del Cas	2.6780	8900.0	74	14386	No
60	GOM_NL__2PRFIN20041130_025804_000000382032_00304_14386_6638.N1	30-NOV-2004 02:58:04	Bright	38.000	49	1Alp UMi	1.9900	6300.0	76	14386	No
61	GOM_NL__2PRFIN20041130_030244_000000402032_00304_14386_6639.N1	30-NOV-2004 03:02:44	Bright	40.000	60	7Bet UMi	2.0810	3950.0	80	14386	No
62	GOM_NL__2PRFIN20041130_030449_000000482032_00304_14386_6640.N1	30-NOV-2004 03:04:49	Bright	48.000	36	50Alp UMa	1.8000	6300.0	96	14386	No
63	GOM_NL__2PRFIN20041130_030626_000000472032_00304_14386_6641.N1	30-NOV-2004 03:06:26	Bright	46.500	82	48Bet UMa	2.3650	10600.	93	14386	No
64	GOM_NL__2PRFIN20041130_030758_000000452032_00304_14386_6642.N1	30-NOV-2004 03:07:58	Bright	44.500	32	77Eps UMa	1.7630	11000.	89	14386	No
65	GOM_NL__2PRFIN20041130_031003_000000382032_00304_14386_6643.N1	30-NOV-2004 03:10:03	Bright	38.000	39	85Eta UMa	1.8540	24000.	76	14386	No
66	GOM_NL__2PRFIN20041130_031256_000000372032_00304_14386_6644.N1	30-NOV-2004 03:12:56	Bright	37.000	180	27Gam Boo	3.0400	8000.0	74	14386	No
67	GOM_NL__2PRFIN20041130_031557_000000362032_00304_14386_6645.N1	30-NOV-2004 03:15:57	Bright	36.000	83		2.3780	11000.	72	14386	No
68	GOM_NL__2PRFIN20041130_031829_000000362032_00304_14386_6646.N1	30-NOV-2004 03:18:29	Bright	35.500	3	16Alp Boo	-0.050000	4250.0	71	14386	No
69	GOM_NL__2PRFIN20041130_032201_000000732032_00304_14386_6647.N1	30-NOV-2004 03:22:01	Bright	73.000	96	68Del Leo	2.5600	9300.0	146	14386	No
70	GOM_NL__2PRFIN20041130_032620_000000612032_00304_14386_6648.N1	30-NOV-2004 03:26:20	Bright	61.000	121	29Gam Vir	2.7400	7200.0	122	14386	No
71	GOM_NL__2PRFIN20041130_032748_000000542032_00304_14386_6649.N1	30-NOV-2004 03:27:48	Bright	54.000	15	67Alp Vir	0.97600	28000.	108	14386	No
72	GOM_NL__2PRFIN20041130_033103_000000452032_00304_14386_6650.N1	30-NOV-2004 03:31:03	Twilight	45.000	163	7Del Crv	2.9450	11000.	90	14386	No
73	GOM_NL__2PRFIN20041130_033239_000000502032_00304_14386_6651.N1	30-NOV-2004 03:32:39	Twilight	49.500	106	9Bet Crv	2.6480	5600.0	99	14386	No
74	GOM_NL__2PRFIN20041130_033443_000000412032_00304_14386_6652.N1	30-NOV-2004 03:34:43	Dark	40.500	123	1ot Cen	2.7500	10200.	81	14386	No
75	GOM_NL__2PRFIN20041130_033847_000000412032_00304_14386_6653.N1	30-NOV-2004 03:38:47	Dark	41.000	77	Eps Cen	2.3030	28000.	82	14386	No
76	GOM_NL__2PRFIN20041130_034026_000000402032_00304_14386_6654.N1	30-NOV-2004 03:40:26	Dark	40.000	10	Bet Cen	0.61000	28000.	80	14386	No
77	GOM_NL__2PRFIN20041130_034220_000000412032_00305_14387_6621.N1	30-NOV-2004 03:42:20	Dark	41.000	12	Alp1Cru	0.77500	30000.	82	14387	No
78	GOM_NL__2PRFIN20041130_034502_000000402032_00305_14387_6622.N1	30-NOV-2004 03:45:02	Dark	39.500	124	The Car	2.7640	30000.	79	14387	No
79	GOM_NL__2PRFIN20041130_034940_000000532032_00305_14387_6623.N1	30-NOV-2004 03:49:40	Dark	52.500	41	Eps Car	1.8600	4100.0	105	14387	No
80	GOM_NL__2PRFIN20041130_035139_000000542032_00305_14387_6624.N1	30-NOV-2004 03:51:39	Dark	53.500	34	Gam2Vel	1.7930	23000.	107	14387	No
81	GOM_NL__2PRFIN20041130_035501_000000542032_00305_14387_6625.N1	30-NOV-2004 03:55:01	Dark	53.500	2	Alp Car	-0.73600	7000.0	107	14387	No
82	GOM_NL__2PRFIN20041130_035651_000000732032_00305_14387_6626.N1	30-NOV-2004 03:56:51	Dark	73.000	117	Pi Pup	2.7060	3800.0	146	14387	No
83	GOM_NL__2PRFIN20041130_040040_000000722032_00305_14387_6627.N1	30-NOV-2004 04:00:40	Dark	71.500	23	21Eps CMa	1.5020	26000.	143	14387	No
84	GOM_NL__2PRFIN20041130_040252_000000732032_00305_14387_6628.N1	30-NOV-2004 04:02:52	Straylight	73.000	179	24Omi2CMa	3.0320	24000.	146	14387	No
85	GOM_NL__2PRFIN20041130_040711_000001112032_00305_14387_6629.N1	30-NOV-2004 04:07:11	Straylight	111.00	1	9Alp CMa	-1.4400	11000.	222	14387	No
86	GOM_NL__2PRFIN20041130_041053_000000692032_00305_14387_6630.N1	30-NOV-2004 04:10:53	Straylight	69.000	7	19Bet Ori	0.10000	14000.	138	14387	No
87	GOM_NL__2PRFIN20041130_041357_000000702032_00305_14387_6631.N1	30-NOV-2004 04:13:57	Twilight	69.500	30	46Eps Ori	1.6940	30000.	139	14387	No
88	GOM_NL__2PRFIN20041130_041642_000000682032_00305_14387_6632.N1	30-NOV-2004 04:16:42	Twilight	67.500	27	24Gam Ori	1.6360	26000.	135	14387	No
89	GOM_NL__2PRFIN20041130_041855_000000632032_00305_14387_6633.N1	30-NOV-2004 04:18:55	Bright	62.500	13	87Alp Tau	0.86700	3800.0	125	14387	No
90	GOM_NL__2PRFIN20041130_042030_000000422032_00305_14387_6634.N1	30-NOV-2004 04:20:30	Bright	41.500	146	25Eta Tau	2.8730	15200.	83	14387	No
91	GOM_NL__2PRFIN20041130_042253_000000422032_00305_14387_6635.N1	30-NOV-2004 04:22:53	Bright	42.000	150	44Zet Per	2.8900	28000.	84	14387	No
92	GOM_NL__2PRFIN20041130_042507_000000372032_00305_14387_6636.N1	30-NOV-2004 04:25:07	Bright	37.000	79	26Bet Per	2.3100	13100.	74	14387	No
93	GOM_NL__2PRFIN20041130_042720_000000382032_00305_14387_6637.N1	30-NOV-2004 04:27:20	Bright	38.000	175	39Del Per	3.0100	19400.	76	14387	No
94	GOM_NL__2PRFIN20041130_042839_000000392032_00305_14387_6638.N1	30-NOV-2004 04:28:39	Bright	38.500	160	23Gam Per	2.9300	4700.0	77	14387	No
95	GOM_NL__2PRFIN20041130_043057_000000382032_00305_14387_6639.N1	30-NOV-2004 04:30:57	Bright	38.000	110	37Del Cas	2.6780	8900.0	76	14387	No
96	GOM_NL__2PRFIN20041130_043842_000000382032_00305_14387_6640.N1	30-NOV-2004 04:38:42	Bright	37.500	49	1Alp UMi	1.9900	6300.0	75	14387	No
97	GOM_NL__2PRFIN20041130_044320_000000432032_00305_14387_6641.N1	30-NOV-2004 04:43:20	Bright	42.500	60	7Bet UMi	2.0810	3950.0	85	14387	No
98	GOM_NL__2PRFIN20041130_044525_000000462032_00305_14387_6642.N1	30-NOV-2004 04:45:25	Bright	45.500	36	50Alp UMa	1.8000	6300.0	91	14387	No
99	GOM_NL__2PRFIN20041130_044701_000000482032_00305_14387_6643.N1	30-NOV-2004 04:47:01	Bright	48.000	82	48Bet UMa	2.3650	10600.	96	14387	No
100	GOM_NL__2PRFIN20041130_044833_000000452032_00305_14387_6644.N1	30-NOV-2004 04:48:33	Bright	44.500	32	77Eps UMa	1.7630	11000.	89	14387	No
101	GOM_NL__2PRFIN20041130_045039_000000382032_00305_14387_6645.N1	30-NOV-2004 04:50:39	Bright	37.500	39	85Eta UMa	1.8540	24000.	75	14387	No

102	GOM_NL__2PRFIN20041130_045330_000000382032_00305_14387_6646.N1	30-NOV-2004 04:53:30	Bright	38.000	180	27Gam Boo	3.0400	8000.0	76	14387	No
103	GOM_NL__2PRFIN20041130_045633_000000372032_00305_14387_6647.N1	30-NOV-2004 04:56:33	Bright	36.500	83		2.3780	11000.	73	14387	No
104	GOM_NL__2PRFIN20041130_045904_000000372032_00305_14387_6648.N1	30-NOV-2004 04:59:04	Bright	36.500	3	16Alp Boo	-0.050000	4250.0	73	14387	No
105	GOM_NL__2PRFIN20041130_050238_000000762032_00305_14387_6649.N1	30-NOV-2004 05:02:38	Bright	76.000	96	68Del Leo	2.5600	9300.0	152	14387	No
106	GOM_NL__2PRFIN20041130_050654_000000482032_00305_14387_6650.N1	30-NOV-2004 05:06:54	Bright	48.000	121	29Gam Vir	2.7400	7200.0	96	14387	No
107	GOM_NL__2PRFIN20041130_050824_000000542032_00305_14387_6651.N1	30-NOV-2004 05:08:24	Bright	54.000	15	67Alp Vir	0.97600	28000.	108	14387	No
108	GOM_NL__2PRFIN20041130_051140_000000462032_00305_14387_6652.N1	30-NOV-2004 05:11:40	Twilight	45.500	163	7Del Crv	2.9450	11000.	91	14387	No
109	GOM_NL__2PRFIN20041130_051318_000000492032_00305_14387_6653.N1	30-NOV-2004 05:13:18	Twilight	49.000	106	9Bet Crv	2.6480	5600.0	98	14387	No
110	GOM_NL__2PRFIN20041130_051520_000000422032_00305_14387_6654.N1	30-NOV-2004 05:15:20	Dark	42.000	123	lot Cen	2.7500	10200.	84	14387	No
111	GOM_NL__2PRFIN20041130_051923_000000412032_00305_14387_6655.N1	30-NOV-2004 05:19:23	Dark	41.000	77	Eps Cen	2.3030	28000.	82	14387	No
112	GOM_NL__2PRFIN20041130_052102_000000442032_00305_14387_6656.N1	30-NOV-2004 05:21:02	Dark	43.500	10	Bet Cen	0.61000	28000.	87	14387	No
113	GOM_NL__2PRFIN20041130_052257_000000402032_00306_14388_6624.N1	30-NOV-2004 05:22:57	Dark	39.500	12	Alp1Cru	0.77500	30000.	79	14388	No
114	GOM_NL__2PRFIN20041130_052538_000000402032_00306_14388_6625.N1	30-NOV-2004 05:25:38	Dark	39.500	124	The Car	2.7640	30000.	79	14388	No
115	GOM_NL__2PRFIN20041130_053017_000000452032_00306_14388_6626.N1	30-NOV-2004 05:30:17	Dark	44.500	41	Eps Car	1.8600	4100.0	89	14388	No
116	GOM_NL__2PRFIN20041130_053216_000000512032_00306_14388_6627.N1	30-NOV-2004 05:32:16	Dark	50.500	34	Gam2Vel	1.7930	23000.	101	14388	No
117	GOM_NL__2PRFIN20041130_053540_000000582032_00306_14388_6628.N1	30-NOV-2004 05:35:40	Dark	58.000	2	Alp Car	-0.73600	7000.0	116	14388	No
118	GOM_NL__2PRFIN20041130_053727_000000652032_00306_14388_6629.N1	30-NOV-2004 05:37:27	Dark	65.000	117	Pi Pup	2.7060	3800.0	130	14388	No
119	GOM_NL__2PRFIN20041130_054117_000000722032_00306_14388_6630.N1	30-NOV-2004 05:41:17	Dark	71.500	23	21Eps CMa	1.5020	26000.	143	14388	No
120	GOM_NL__2PRFIN20041130_054328_000000742032_00306_14388_6631.N1	30-NOV-2004 05:43:28	Straylight	74.000	179	24Omi2CMa	3.0320	24000.	148	14388	No
121	GOM_NL__2PRFIN20041130_054746_000000962032_00306_14388_6632.N1	30-NOV-2004 05:47:46	Straylight	95.500	1	9Alp CMa	-1.4400	11000.	191	14388	No
122	GOM_NL__2PRFIN20041130_055129_000000692032_00306_14388_6633.N1	30-NOV-2004 05:51:29	Straylight	69.000	7	19Bet Ori	0.10000	14000.	138	14388	No
123	GOM_NL__2PRFIN20041130_055433_000000682032_00306_14388_6634.N1	30-NOV-2004 05:54:33	Twilight	67.500	30	46Eps Ori	1.6940	30000.	135	14388	No
124	GOM_NL__2PRFIN20041130_055715_000000672032_00306_14388_6635.N1	30-NOV-2004 05:57:15	Twilight	66.500	27	24Gam Ori	1.6360	26000.	133	14388	No
125	GOM_NL__2PRFIN20041130_055931_000000632032_00306_14388_6636.N1	30-NOV-2004 05:59:31	Bright	63.000	13	87Alp Tau	0.86700	3800.0	126	14388	No
126	GOM_NL__2PRFIN20041130_060107_000000412032_00306_14388_6637.N1	30-NOV-2004 06:01:07	Bright	40.500	146	25Eta Tau	2.8730	15200.	81	14388	No
127	GOM_NL__2PRFIN20041130_060330_000000412032_00306_14388_6638.N1	30-NOV-2004 06:03:30	Bright	41.000	150	44Zet Per	2.8900	28000.	82	14388	No
128	GOM_NL__2PRFIN20041130_060543_000000392032_00306_14388_6639.N1	30-NOV-2004 06:05:43	Bright	38.500	79	26Bet Per	2.3100	13100.	77	14388	No
129	GOM_NL__2PRFIN20041130_060757_000000382032_00306_14388_6640.N1	30-NOV-2004 06:07:57	Bright	38.000	175	39Del Per	3.0100	19400.	76	14388	No
130	GOM_NL__2PRFIN20041130_060915_000000382032_00306_14388_6641.N1	30-NOV-2004 06:09:15	Bright	38.000	160	23Gam Per	2.9300	4700.0	76	14388	No
131	GOM_NL__2PRFIN20041130_061134_000000372032_00306_14388_6642.N1	30-NOV-2004 06:11:34	Bright	37.000	110	37Del Cas	2.6780	8900.0	74	14388	No
132	GOM_NL__2PRFIN20041130_061918_000000372032_00306_14388_6643.N1	30-NOV-2004 06:19:18	Bright	37.000	49	1Alp UMi	1.9900	6300.0	74	14388	No
133	GOM_NL__2PRFIN20041130_062358_000000392032_00306_14388_6644.N1	30-NOV-2004 06:23:58	Bright	39.000	60	7Bet UMi	2.0810	3950.0	78	14388	No
134	GOM_NL__2PRFIN20041130_062600_000000472032_00306_14388_6645.N1	30-NOV-2004 06:26:00	Bright	46.500	36	50Alp UMa	1.8000	6300.0	93	14388	No
135	GOM_NL__2PRFIN20041130_062737_000000462032_00306_14388_6646.N1	30-NOV-2004 06:27:37	Bright	46.000	82	48Bet UMa	2.3650	10600.	92	14388	No
136	GOM_NL__2PRFIN20041130_062909_000000442032_00306_14388_6647.N1	30-NOV-2004 06:29:09	Bright	43.500	32	77Eps UMa	1.7630	11000.	87	14388	No
137	GOM_NL__2PRFIN20041130_063115_000000392032_00306_14388_6648.N1	30-NOV-2004 06:31:15	Bright	38.500	39	85Eta UMa	1.8540	24000.	77	14388	No
138	GOM_NL__2PRFIN20041130_063409_000000522032_00306_14388_6649.N1	30-NOV-2004 06:34:09	Bright	52.000	180	27Gam Boo	3.0400	8000.0	104	14388	No
139	GOM_NL__2PRFIN20041130_063709_000000362032_00306_14388_6650.N1	30-NOV-2004 06:37:09	Bright	36.000	83		2.3780	11000.	72	14388	No
140	GOM_NL__2PRFIN20041130_063941_000000372032_00306_14388_6651.N1	30-NOV-2004 06:39:41	Bright	37.000	3	16Alp Boo	-0.050000	4250.0	74	14388	No
141	GOM_NL__2PRFIN20041130_064314_000000702032_00306_14388_6652.N1	30-NOV-2004 06:43:14	Bright	69.500	96	68Del Leo	2.5600	9300.0	139	14388	No
142	GOM_NL__2PRFIN20041130_064730_000000612032_00306_14388_6653.N1	30-NOV-2004 06:47:30	Bright	61.000	121	29Gam Vir	2.7400	7200.0	122	14388	No
143	GOM_NL__2PRFIN20041130_064901_000000542032_00306_14388_6654.N1	30-NOV-2004 06:49:01	Bright	54.000	15	67Alp Vir	0.97600	28000.	108	14388	No
144	GOM_NL__2PRFIN20041130_065217_000000492032_00306_14388_6655.N1	30-NOV-2004 06:52:17	Twilight	49.000	163	7Del Crv	2.9450	11000.	98	14388	No
145	GOM_NL__2PRFIN20041130_065355_000000502032_00306_14388_6656.N1	30-NOV-2004 06:53:55	Twilight	49.500	106	9Bet Crv	2.6480	5600.0	99	14388	No
146	GOM_NL__2PRFIN20041130_065557_000000412032_00306_14388_6657.N1	30-NOV-2004 06:55:57	Dark	41.000	123	lot Cen	2.7500	10200.	82	14388	No
147	GOM_NL__2PRFIN20041130_065959_000000432032_00306_14388_6658.N1	30-NOV-2004 06:59:59	Dark	42.500	77	Eps Cen	2.3030	28000.	85	14388	No
148	GOM_NL__2PRFIN20041130_070138_000000462032_00306_14388_6659.N1	30-NOV-2004 07:01:38	Dark	45.500	10	Bet Cen	0.61000	28000.	91	14388	No
149	GOM_NL__2PRFIN20041130_070333_000000442032_00307_14389_6627.N1	30-NOV-2004 07:03:33	Dark	43.500	12	Alp1Cru	0.77500	30000.	87	14389	No
150	GOM_NL__2PRFIN20041130_070615_000000392032_00307_14389_6628.N1	30-NOV-2004 07:06:15	Dark	39.000	124	The Car	2.7640	30000.	78	14389	No
151	GOM_NL__2PRFIN20041130_071054_000000462032_00307_14389_6629.N1	30-NOV-2004 07:10:54	Dark	45.500	41	Eps Car	1.8600	4100.0	91	14389	No
152	GOM_NL__2PRFIN20041130_071252_000000502032_00307_14389_6630.N1	30-NOV-2004 07:12:52	Dark	49.500	34	Gam2Vel	1.7930	23000.	99	14389	No
153	GOM_NL__2PRFIN20041130_071617_000000552032_00307_14389_6631.N1	30-NOV-2004 07:16:17	Dark	55.000	2	Alp Car	-0.73600	7000.0	110	14389	No
154	GOM_NL__2PRFIN20041130_071806_000000602032_00307_14389_6632.N1	30-NOV-2004 07:18:06	Dark	59.500	117	Pi Pup	2.7060	3800.0	119	14389	No
155	GOM_NL__2PRFIN20041130_072155_000000672032_00307_14389_6633.N1	30-NOV-2004 07:21:55	Dark	66.500	23	21Eps CMa	1.5020	26000.	133	14389	No
156	GOM_NL__2PRFIN20041130_072404_000000752032_00307_14389_6634.N1	30-NOV-2004 07:24:04	Straylight	74.500	179	24Omi2CMa	3.0320	24000.	149	14389	No
157	GOM_NL__2PRFIN20041130_072822_000000912032_00307_14389_6635.N1	30-NOV-2004 07:28:22	Straylight	91.000	1	9Alp CMa	-1.4400	11000.	182	14389	No
158	GOM_NL__2PRFIN20041130_073206_000000692032_00307_14389_6636.N1	30-NOV-2004 07:32:06	Straylight	69.000	7	19Bet Ori	0.10000	14000.	138	14389	No
159	GOM_NL__2PRFIN20041130_073508_000000702032_00307_14389_6637.N1	30-NOV-2004 07:35:08	Twilight	69.500	30	46Eps Ori	1.6940	30000.	139	14389	No
160	GOM_NL__2PRFIN20041130_073751_000000662032_00307_14389_6638.N1	30-NOV-2004 07:37:51	Twilight	66.000	27	24Gam Ori	1.6360	26000.	132	14389	No

161	GOM_NL__2PRFIN20041130_074007_000000582032_00307_14389_6639.N1	30-NOV-2004 07:40:07	Bright	57.500	13	87Alp Tau	0.86700	3800.0	115	14389	No
162	GOM_NL__2PRFIN20041130_074143_000000422032_00307_14389_6640.N1	30-NOV-2004 07:41:43	Bright	41.500	146	25Eta Tau	2.8730	15200.	83	14389	No
163	GOM_NL__2PRFIN20041130_074405_000000412032_00307_14389_6641.N1	30-NOV-2004 07:44:05	Bright	41.000	150	44Zet Per	2.8900	28000.	82	14389	No
164	GOM_NL__2PRFIN20041130_074619_000000382032_00307_14389_6642.N1	30-NOV-2004 07:46:19	Bright	38.000	79	26Bet Per	2.3100	13100.	76	14389	No
165	GOM_NL__2PRFIN20041130_074832_000000392032_00307_14389_6643.N1	30-NOV-2004 07:48:32	Bright	38.500	175	39Del Per	3.0100	19400.	77	14389	No
166	GOM_NL__2PRFIN20041130_074951_000000402032_00307_14389_6644.N1	30-NOV-2004 07:49:51	Bright	39.500	160	23Gam Per	2.9300	4700.0	79	14389	No
167	GOM_NL__2PRFIN20041130_075210_000000382032_00307_14389_6645.N1	30-NOV-2004 07:52:10	Bright	37.500	110	37Del Cas	2.6780	8900.0	75	14389	No
168	GOM_NL__2PRFIN20041130_075954_000000362032_00307_14389_6646.N1	30-NOV-2004 07:59:54	Bright	36.000	49	1Alp UMi	1.9900	6300.0	72	14389	No
169	GOM_NL__2PRFIN20041130_080434_000000372032_00307_14389_6647.N1	30-NOV-2004 08:04:34	Bright	37.000	60	7Bet UMi	2.0810	3950.0	74	14389	No
170	GOM_NL__2PRFIN20041130_080636_000000462032_00307_14389_6648.N1	30-NOV-2004 08:06:36	Bright	45.500	36	50Alp UMa	1.8000	6300.0	91	14389	No
171	GOM_NL__2PRFIN20041130_080812_000000492032_00307_14389_6649.N1	30-NOV-2004 08:08:12	Bright	48.500	82	48Bet UMa	2.3650	10600.	97	14389	No
172	GOM_NL__2PRFIN20041130_080945_000000432032_00307_14389_6650.N1	30-NOV-2004 08:09:45	Bright	42.500	32	77Eps UMa	1.7630	11000.	85	14389	No
173	GOM_NL__2PRFIN20041130_081152_000000362032_00307_14389_6651.N1	30-NOV-2004 08:11:52	Bright	36.000	39	85Eta UMa	1.8540	24000.	72	14389	No
174	GOM_NL__2PRFIN20041130_081444_000000372032_00307_14389_6652.N1	30-NOV-2004 08:14:44	Bright	37.000	180	27Gam Boo	3.0400	8000.0	74	14389	No
175	GOM_NL__2PRFIN20041130_081746_000000362032_00307_14389_6653.N1	30-NOV-2004 08:17:46	Bright	35.500	83		2.3780	11000.	71	14389	No
176	GOM_NL__2PRFIN20041130_082017_000000352032_00307_14389_6654.N1	30-NOV-2004 08:20:17	Bright	35.000	3	16Alp Boo	-0.050000	4250.0	70	14389	No
177	GOM_NL__2PRFIN20041130_082351_000000752032_00307_14389_6655.N1	30-NOV-2004 08:23:51	Bright	74.500	96	68Del Leo	2.5600	9300.0	149	14389	No
178	GOM_NL__2PRFIN20041130_082807_000000442032_00307_14389_6656.N1	30-NOV-2004 08:28:07	Bright	44.000	121	29Gam Vir	2.7400	7200.0	88	14389	No
179	GOM_NL__2PRFIN20041130_082937_000000412032_00307_14389_6657.N1	30-NOV-2004 08:29:37	Bright	40.500	15	67Alp Vir	0.97600	28000.	81	14389	No
180	GOM_NL__2PRFIN20041130_083253_000000492032_00307_14389_6658.N1	30-NOV-2004 08:32:53	Twilight	48.500	163	7Del Crv	2.9450	11000.	97	14389	No
181	GOM_NL__2PRFIN20041130_083432_000000502032_00307_14389_6659.N1	30-NOV-2004 08:34:32	Twilight	49.500	106	9Bet Crv	2.6480	5600.0	99	14389	No
182	GOM_NL__2PRFIN20041130_083633_000000422032_00307_14389_6660.N1	30-NOV-2004 08:36:33	Dark	42.000	123	1ot Cen	2.7500	10200.	84	14389	No
183	GOM_NL__2PRFIN20041130_084035_000000422032_00307_14389_6661.N1	30-NOV-2004 08:40:35	Dark	41.500	77	Eps Cen	2.3030	28000.	83	14389	No
184	GOM_NL__2PRFIN20041130_084215_000000512032_00307_14389_6662.N1	30-NOV-2004 08:42:15	Dark	50.500	10	Bet Cen	0.61000	28000.	101	14389	No
185	GOM_NL__2PRFIN20041130_084410_000000402032_00308_14390_6627.N1	30-NOV-2004 08:44:10	Dark	39.500	12	Alp1Cru	0.77500	30000.	79	14390	No
186	GOM_NL__2PRFIN20041130_084652_000000392032_00308_14390_6628.N1	30-NOV-2004 08:46:52	Dark	39.000	124	The Car	2.7640	30000.	78	14390	No
187	GOM_NL__2PRFIN20041130_085131_000000462032_00308_14390_6629.N1	30-NOV-2004 08:51:31	Dark	46.000	41	Eps Car	1.8600	4100.0	92	14390	No
188	GOM_NL__2PRFIN20041130_085330_000000502032_00308_14390_6630.N1	30-NOV-2004 08:53:30	Dark	49.500	34	Gam2Vel	1.7930	23000.	99	14390	No
189	GOM_NL__2PRFIN20041130_085653_000000582032_00308_14390_6631.N1	30-NOV-2004 08:56:53	Dark	58.000	2	Alp Car	-0.73600	7000.0	116	14390	No
190	GOM_NL__2PRFIN20041130_085843_000000652032_00308_14390_6632.N1	30-NOV-2004 08:58:43	Dark	64.500	117	Pi Pup	2.7060	3800.0	129	14390	No
191	GOM_NL__2PRFIN20041130_090110_000000722032_00308_14390_6633.N1	30-NOV-2004 09:01:10	Dark	72.000	88	31Eta CMa	2.4480	20000.	144	14390	No
192	GOM_NL__2PRFIN20041130_090331_000000542032_00308_14390_6634.N1	30-NOV-2004 09:03:31	Dark	53.500	177	1Zet CMa	3.0220	26000.	107	14390	No
193	GOM_NL__2PRFIN20041130_090858_000000962032_00308_14390_6635.N1	30-NOV-2004 09:08:58	Straylight	96.000	1	9Alp CMa	-1.4400	11000.	192	14390	No
194	GOM_NL__2PRFIN20041130_091242_000000662032_00308_14390_6636.N1	30-NOV-2004 09:12:42	Straylight	65.500	7	19Bet Ori	0.10000	14000.	131	14390	No
195	GOM_NL__2PRFIN20041130_091544_000000652032_00308_14390_6637.N1	30-NOV-2004 09:15:44	Twilight	64.500	30	46Eps Ori	1.6940	30000.	129	14390	No
196	GOM_NL__2PRFIN20041130_091828_000000662032_00308_14390_6638.N1	30-NOV-2004 09:18:28	Twilight	66.000	27	24Gam Ori	1.6360	26000.	132	14390	No
197	GOM_NL__2PRFIN20041130_092043_000000562032_00308_14390_6639.N1	30-NOV-2004 09:20:43	Bright	55.500	13	87Alp Tau	0.86700	3800.0	111	14390	No
198	GOM_NL__2PRFIN20041130_092219_000000382032_00308_14390_6640.N1	30-NOV-2004 09:22:19	Bright	38.000	146	25Eta Tau	2.8730	15200.	76	14390	No
199	GOM_NL__2PRFIN20041130_092441_000000402032_00308_14390_6641.N1	30-NOV-2004 09:24:41	Bright	39.500	150	44Zet Per	2.8900	28000.	79	14390	No
200	GOM_NL__2PRFIN20041130_092655_000000392032_00308_14390_6642.N1	30-NOV-2004 09:26:55	Bright	38.500	79	26Bet Per	2.3100	13100.	77	14390	No
201	GOM_NL__2PRFIN20041130_092908_000000392032_00308_14390_6643.N1	30-NOV-2004 09:29:08	Bright	38.500	175	39Del Per	3.0100	19400.	77	14390	No
202	GOM_NL__2PRFIN20041130_093027_000000372032_00308_14390_6644.N1	30-NOV-2004 09:30:27	Bright	37.000	160	23Gam Per	2.9300	4700.0	74	14390	No
203	GOM_NL__2PRFIN20041130_093246_000000372032_00308_14390_6645.N1	30-NOV-2004 09:32:46	Bright	37.000	110	37Del Cas	2.6780	8900.0	74	14390	No
204	GOM_NL__2PRFIN20041130_094030_000000402032_00308_14390_6646.N1	30-NOV-2004 09:40:30	Bright	39.500	49	1Alp UMi	1.9900	6300.0	79	14390	No
205	GOM_NL__2PRFIN20041130_094509_000000402032_00308_14390_6647.N1	30-NOV-2004 09:45:09	Bright	39.500	60	7Bet UMi	2.0810	3950.0	79	14390	No
206	GOM_NL__2PRFIN20041130_094712_000000452032_00308_14390_6648.N1	30-NOV-2004 09:47:12	Bright	45.000	36	50Alp UMa	1.8000	6300.0	90	14390	No
207	GOM_NL__2PRFIN20041130_094849_000000442032_00308_14390_6649.N1	30-NOV-2004 09:48:49	Bright	44.000	82	48Bet UMa	2.3650	10600.	88	14390	No
208	GOM_NL__2PRFIN20041130_095023_000000382032_00308_14390_6650.N1	30-NOV-2004 09:50:23	Bright	38.000	32	77Eps UMa	1.7630	11000.	76	14390	No
209	GOM_NL__2PRFIN20041130_095227_000000382032_00308_14390_6651.N1	30-NOV-2004 09:52:27	Bright	37.500	39	85Eta UMa	1.8540	24000.	75	14390	No
210	GOM_NL__2PRFIN20041130_095521_000000382032_00308_14390_6652.N1	30-NOV-2004 09:55:21	Bright	37.500	180	27Gam Boo	3.0400	8000.0	75	14390	No
211	GOM_NL__2PRFIN20041130_095822_000000362032_00308_14390_6653.N1	30-NOV-2004 09:58:22	Bright	36.000	83		2.3780	11000.	72	14390	No
212	GOM_NL__2PRFIN20041130_100428_000000742032_00308_14390_6655.N1	30-NOV-2004 10:04:28	Bright	74.000	96	68Del Leo	2.5600	9300.0	148	14390	No
213	GOM_NL__2PRFIN20041130_100846_000000462032_00308_14390_6656.N1	30-NOV-2004 10:08:46	Bright	46.000	121	29Gam Vir	2.7400	7200.0	92	14390	No
214	GOM_NL__2PRFIN20041130_101014_000000422032_00308_14390_6657.N1	30-NOV-2004 10:10:14	Bright	41.500	15	67Alp Vir	0.97600	28000.	83	14390	No
215	GOM_NL__2PRFIN20041130_101330_000000472032_00308_14390_6658.N1	30-NOV-2004 10:13:30	Twilight	47.000	163	7Del Crv	2.9450	11000.	94	14390	No
216	GOM_NL__2PRFIN20041130_101508_000000452032_00308_14390_6659.N1	30-NOV-2004 10:15:08	Twilight	44.500	106	9Bet Crv	2.6480	5600.0	89	14390	No
217	GOM_NL__2PRFIN20041130_101709_000000422032_00308_14390_6660.N1	30-NOV-2004 10:17:09	Dark	42.000	123	1ot Cen	2.7500	10200.	84	14390	No
218	GOM_NL__2PRFIN20041130_102112_000000392032_00308_14390_6661.N1	30-NOV-2004 10:21:12	Dark	38.500	77	Eps Cen	2.3030	28000.	77	14390	No
219	GOM_NL__2PRFIN20041130_102251_000000452032_00308_14390_6662.N1	30-NOV-2004 10:22:51	Dark	45.000	10	Bet Cen	0.61000	28000.	90	14390	No

220	GOM_NL__2PRFIN20041130_102446_000000452032_00309_14391_6629.N1	30-NOV-2004 10:24:46	Dark	45.000	12	Alp1Cru	0.77500	30000.	90	14391	No
221	GOM_NL__2PRFIN20041130_102728_000000392032_00309_14391_6630.N1	30-NOV-2004 10:27:28	Dark	39.000	124	The Car	2.7640	30000.	78	14391	No
222	GOM_NL__2PRFIN20041130_103207_000000552032_00309_14391_6631.N1	30-NOV-2004 10:32:07	Dark	54.500	41	Eps Car	1.8600	4100.0	109	14391	No
223	GOM_NL__2PRFIN20041130_103406_000000512032_00309_14391_6632.N1	30-NOV-2004 10:34:06	Dark	51.000	34	Gam2Vel	1.7930	23000.	102	14391	No
224	GOM_NL__2PRFIN20041130_103729_000000582032_00309_14391_6633.N1	30-NOV-2004 10:37:29	Dark	58.000	2	Alp Car	-0.73600	7000.0	116	14391	No
225	GOM_NL__2PRFIN20041130_103919_000000672032_00309_14391_6634.N1	30-NOV-2004 10:39:19	Dark	66.500	117	Pi Pup	2.7060	3800.0	133	14391	No
226	GOM_NL__2PRFIN20041130_104146_000000702032_00309_14391_6635.N1	30-NOV-2004 10:41:46	Dark	69.500	88	31Eta CMa	2.4480	20000.	139	14391	No
227	GOM_NL__2PRFIN20041130_104407_000000552032_00309_14391_6636.N1	30-NOV-2004 10:44:07	Dark	54.500	177	1Zet CMa	3.0220	26000.	109	14391	No
228	GOM_NL__2PRFIN20041130_104934_000000992032_00309_14391_6637.N1	30-NOV-2004 10:49:34	Straylight	98.500	1	9Alp CMa	-1.4400	11000.	197	14391	No
229	GOM_NL__2PRFIN20041130_105317_000000652032_00309_14391_6638.N1	30-NOV-2004 10:53:17	Straylight	64.500	7	19Bet Ori	0.10000	14000.	129	14391	No
230	GOM_NL__2PRFIN20041130_105619_000000662032_00309_14391_6639.N1	30-NOV-2004 10:56:19	Twilight	65.500	30	46Eps Ori	1.6940	30000.	131	14391	No
231	GOM_NL__2PRFIN20041130_105904_000000632032_00309_14391_6640.N1	30-NOV-2004 10:59:04	Twilight	63.000	27	24Gam Ori	1.6360	26000.	126	14391	No
232	GOM_NL__2PRFIN20041130_110118_000000532032_00309_14391_6641.N1	30-NOV-2004 11:01:18	Bright	53.000	13	87Alp Tau	0.86700	3800.0	106	14391	No
233	GOM_NL__2PRFIN20041130_110254_000000402032_00309_14391_6642.N1	30-NOV-2004 11:02:54	Bright	39.500	146	25Eta Tau	2.8730	15200.	79	14391	No
234	GOM_NL__2PRFIN20041130_110516_000000412032_00309_14391_6643.N1	30-NOV-2004 11:05:16	Bright	41.000	150	44Zet Per	2.8900	28000.	82	14391	No
235	GOM_NL__2PRFIN20041130_110730_000000392032_00309_14391_6644.N1	30-NOV-2004 11:07:30	Bright	38.500	79	26Bet Per	2.3100	13100.	77	14391	No
236	GOM_NL__2PRFIN20041130_110943_000000402032_00309_14391_6645.N1	30-NOV-2004 11:09:43	Bright	39.500	175	39Del Per	3.0100	19400.	79	14391	No
237	GOM_NL__2PRFIN20041130_111102_000000392032_00309_14391_6646.N1	30-NOV-2004 11:11:02	Bright	38.500	160	23Gam Per	2.9300	4700.0	77	14391	No
238	GOM_NL__2PRFIN20041130_111322_000000372032_00309_14391_6647.N1	30-NOV-2004 11:13:22	Bright	37.000	110	37Del Cas	2.6780	8900.0	74	14391	No
239	GOM_NL__2PRFIN20041130_112104_000000412032_00309_14391_6648.N1	30-NOV-2004 11:21:04	Bright	40.500	49	1Alp UMi	1.9900	6300.0	81	14391	No
240	GOM_NL__2PRFIN20041130_112544_000000412032_00309_14391_6649.N1	30-NOV-2004 11:25:44	Bright	41.000	60	7Bet UMi	2.0810	3950.0	82	14391	No
241	GOM_NL__2PRFIN20041130_112748_000000452032_00309_14391_6650.N1	30-NOV-2004 11:27:48	Bright	45.000	36	50Alp UMa	1.8000	6300.0	90	14391	No
242	GOM_NL__2PRFIN20041130_112924_000000462032_00309_14391_6651.N1	30-NOV-2004 11:29:24	Bright	45.500	82	48Bet UMa	2.3650	10600.	91	14391	No
243	GOM_NL__2PRFIN20041130_113100_000000432032_00309_14391_6652.N1	30-NOV-2004 11:31:00	Bright	42.500	32	77Eps UMa	1.7630	11000.	85	14391	No
244	GOM_NL__2PRFIN20041130_113303_000000402032_00309_14391_6653.N1	30-NOV-2004 11:33:03	Bright	40.000	39	85Eta UMa	1.8540	24000.	80	14391	No
245	GOM_NL__2PRFIN20041130_113557_000000372032_00309_14391_6654.N1	30-NOV-2004 11:35:57	Bright	37.000	180	27Gam Boo	3.0400	8000.0	74	14391	No
246	GOM_NL__2PRFIN20041130_113858_000000372032_00309_14391_6655.N1	30-NOV-2004 11:38:58	Bright	37.000	83		2.3780	11000.	74	14391	No
247	GOM_NL__2PRFIN20041130_114130_000000352032_00309_14391_6656.N1	30-NOV-2004 11:41:30	Bright	35.000	3	16Alp Boo	-0.050000	4250.0	70	14391	No
248	GOM_NL__2PRFIN20041130_114505_000000762032_00309_14391_6657.N1	30-NOV-2004 11:45:05	Bright	76.000	96	68Del Leo	2.5600	9300.0	152	14391	No
249	GOM_NL__2PRFIN20041130_114923_000000432032_00309_14391_6658.N1	30-NOV-2004 11:49:23	Bright	43.000	121	29Gam Vir	2.7400	7200.0	86	14391	No
250	GOM_NL__2PRFIN20041130_115049_000000422032_00309_14391_6659.N1	30-NOV-2004 11:50:49	Bright	42.000	15	67Alp Vir	0.97600	28000.	84	14391	No
251	GOM_NL__2PRFIN20041130_115407_000000472032_00309_14391_6660.N1	30-NOV-2004 11:54:07	Twilight	47.000	163	7Del Crv	2.9450	11000.	94	14391	No
252	GOM_NL__2PRFIN20041130_115544_000000532032_00309_14391_6661.N1	30-NOV-2004 11:55:44	Twilight	52.500	106	9Bet Crv	2.6480	5600.0	105	14391	No
253	GOM_NL__2PRFIN20041130_115745_000000412032_00309_14391_6662.N1	30-NOV-2004 11:57:45	Dark	40.500	123	1ot Cen	2.7500	10200.	81	14391	No
254	GOM_NL__2PRFIN20041130_120148_000000402032_00309_14391_6663.N1	30-NOV-2004 12:01:48	Dark	39.500	77	Eps Cen	2.3030	28000.	79	14391	No
255	GOM_NL__2PRFIN20041130_120327_000000462032_00309_14391_6664.N1	30-NOV-2004 12:03:27	Dark	46.000	10	Bet Cen	0.61000	28000.	92	14391	No
256	GOM_NL__2PRFIN20041130_120521_000000492032_00310_14392_6629.N1	30-NOV-2004 12:05:21	Dark	48.500	12	Alp1Cru	0.77500	30000.	97	14392	No
257	GOM_NL__2PRFIN20041130_120804_000000412032_00310_14392_6630.N1	30-NOV-2004 12:08:04	Dark	40.500	124	The Car	2.7640	30000.	81	14392	No
258	GOM_NL__2PRFIN20041130_121243_000000582032_00310_14392_6631.N1	30-NOV-2004 12:12:43	Dark	57.500	41	Eps Car	1.8600	4100.0	115	14392	No
259	GOM_NL__2PRFIN20041130_121442_000000522032_00310_14392_6632.N1	30-NOV-2004 12:14:42	Dark	52.000	34	Gam2Vel	1.7930	23000.	104	14392	No
260	GOM_NL__2PRFIN20041130_121805_000000542032_00310_14392_6633.N1	30-NOV-2004 12:18:05	Dark	53.500	2	Alp Car	-0.73600	7000.0	107	14392	No
261	GOM_NL__2PRFIN20041130_121954_000000722032_00310_14392_6634.N1	30-NOV-2004 12:19:54	Dark	71.500	117	Pi Pup	2.7060	3800.0	143	14392	No
262	GOM_NL__2PRFIN20041130_122223_000000742032_00310_14392_6635.N1	30-NOV-2004 12:22:23	Dark	74.000	88	31Eta CMa	2.4480	20000.	148	14392	No
263	GOM_NL__2PRFIN20041130_122442_000000602032_00310_14392_6636.N1	30-NOV-2004 12:24:42	Dark	60.000	177	1Zet CMa	3.0220	26000.	120	14392	No
264	GOM_NL__2PRFIN20041130_123011_000000952032_00310_14392_6637.N1	30-NOV-2004 12:30:11	Straylight	95.000	1	9Alp CMa	-1.4400	11000.	190	14392	No
265	GOM_NL__2PRFIN20041130_123352_000000622032_00310_14392_6638.N1	30-NOV-2004 12:33:52	Straylight	61.500	7	19Bet Ori	0.10000	14000.	123	14392	No
266	GOM_NL__2PRFIN20041130_123655_000000632032_00310_14392_6639.N1	30-NOV-2004 12:36:55	Twilight	62.500	30	46Eps Ori	1.6940	30000.	125	14392	No
267	GOM_NL__2PRFIN20041130_123939_000000672032_00310_14392_6640.N1	30-NOV-2004 12:39:39	Twilight	66.500	27	24Gam Ori	1.6360	26000.	133	14392	No
268	GOM_NL__2PRFIN20041130_124153_000000632032_00310_14392_6641.N1	30-NOV-2004 12:41:53	Bright	63.000	13	87Alp Tau	0.86700	3800.0	126	14392	No
269	GOM_NL__2PRFIN20041130_124327_000000432032_00310_14392_6642.N1	30-NOV-2004 12:43:27	Bright	42.500	146	25Eta Tau	2.8730	15200.	85	14392	No
270	GOM_NL__2PRFIN20041130_124551_000000412032_00310_14392_6643.N1	30-NOV-2004 12:45:51	Bright	40.500	150	44Zet Per	2.8900	28000.	81	14392	No
271	GOM_NL__2PRFIN20041130_124806_000000392032_00310_14392_6644.N1	30-NOV-2004 12:48:06	Bright	38.500	79	26Bet Per	2.3100	13100.	77	14392	No
272	GOM_NL__2PRFIN20041130_125018_000000392032_00310_14392_6645.N1	30-NOV-2004 12:50:18	Bright	38.500	175	39Del Per	3.0100	19400.	77	14392	No
273	GOM_NL__2PRFIN20041130_125138_000000392032_00310_14392_6646.N1	30-NOV-2004 12:51:38	Bright	38.500	160	23Gam Per	2.9300	4700.0	77	14392	No
274	GOM_NL__2PRFIN20041130_125357_000000372032_00310_14392_6647.N1	30-NOV-2004 12:53:57	Bright	36.500	110	37Del Cas	2.6780	8900.0	73	14392	No
275	GOM_NL__2PRFIN20041130_130141_000000382032_00310_14392_6648.N1	30-NOV-2004 13:01:41	Bright	37.500	49	1Alp UMi	1.9900	6300.0	75	14392	No
276	GOM_NL__2PRFIN20041130_130621_000000382032_00310_14392_6649.N1	30-NOV-2004 13:06:21	Bright	38.000	60	7Bet UMi	2.0810	3950.0	76	14392	No
277	GOM_NL__2PRFIN20041130_130823_000000452032_00310_14392_6650.N1	30-NOV-2004 13:08:23	Bright	45.000	36	50Alp UMa	1.8000	6300.0	90	14392	No
278	GOM_NL__2PRFIN20041130_131000_000000472032_00310_14392_6651.N1	30-NOV-2004 13:10:00	Bright	46.500	82	48Bet UMa	2.3650	10600.	93	14392	No

279	GOM_NL__2PRFIN20041130_131134_000000422032_00310_14392_6652.N1	30-NOV-2004 13:11:34	Bright	42.000	32	77Eps UMa	1.7630	11000.	84	14392	No
280	GOM_NL__2PRFIN20041130_131339_000000372032_00310_14392_6653.N1	30-NOV-2004 13:13:39	Bright	36.500	39	85Eta UMa	1.8540	24000.	73	14392	No
281	GOM_NL__2PRFIN20041130_131631_000000392032_00310_14392_6654.N1	30-NOV-2004 13:16:31	Bright	38.500	180	27Gam Boo	3.0400	8000.0	77	14392	No
282	GOM_NL__2PRFIN20041130_131933_000000372032_00310_14392_6655.N1	30-NOV-2004 13:19:33	Bright	36.500	83		2.3780	11000.	73	14392	No
283	GOM_NL__2PRFIN20041130_132206_000000362032_00310_14392_6656.N1	30-NOV-2004 13:22:06	Bright	36.000	3	16Alp Boo	-0.050000	4250.0	72	14392	No
284	GOM_NL__2PRFIN20041130_132541_000000752032_00310_14392_6657.N1	30-NOV-2004 13:25:41	Bright	74.500	96	68Del Leo	2.5600	9300.0	149	14392	No
285	GOM_NL__2PRFIN20041130_132959_000000442032_00310_14392_6658.N1	30-NOV-2004 13:29:59	Bright	44.000	121	29Gam Vir	2.7400	7200.0	88	14392	No
286	GOM_NL__2PRFIN20041130_133124_000000422032_00310_14392_6659.N1	30-NOV-2004 13:31:24	Bright	41.500	15	67Alp Vir	0.97600	28000.	83	14392	No
287	GOM_NL__2PRFIN20041130_133443_000000472032_00310_14392_6660.N1	30-NOV-2004 13:34:43	Twilight	47.000	163	7Del Crv	2.9450	11000.	94	14392	No
288	GOM_NL__2PRFIN20041130_133621_000000512032_00310_14392_6661.N1	30-NOV-2004 13:36:21	Twilight	50.500	106	9Bet Crv	2.6480	5600.0	101	14392	No
289	GOM_NL__2PRFIN20041130_133819_000000422032_00310_14392_6662.N1	30-NOV-2004 13:38:19	Dark	42.000	123	1ot Cen	2.7500	10200.	84	14392	No
290	GOM_NL__2PRFIN20041130_134224_000000402032_00310_14392_6663.N1	30-NOV-2004 13:42:24	Dark	39.500	77	Eps Cen	2.3030	28000.	79	14392	No
291	GOM_NL__2PRFIN20041130_134403_000000472032_00310_14392_6664.N1	30-NOV-2004 13:44:03	Dark	46.500	10	Bet Cen	0.61000	28000.	93	14392	No
292	GOM_NL__2PRFIN20041130_134557_000000432032_00311_14393_6650.N1	30-NOV-2004 13:45:57	Dark	42.500	12	Alp1Cru	0.77500	30000.	85	14393	No
293	GOM_NL__2PRFIN20041130_134841_000000402032_00311_14393_6651.N1	30-NOV-2004 13:48:41	Dark	39.500	124	The Car	2.7640	30000.	79	14393	No
294	GOM_NL__2PRFIN20041130_135320_000000472032_00311_14393_6652.N1	30-NOV-2004 13:53:20	Dark	47.000	41	Eps Car	1.8600	4100.0	94	14393	No
295	GOM_NL__2PRFIN20041130_135519_000000532032_00311_14393_6653.N1	30-NOV-2004 13:55:19	Dark	53.000	34	Gam2Vel	1.7930	23000.	106	14393	No
296	GOM_NL__2PRFIN20041130_135842_000000552032_00311_14393_6654.N1	30-NOV-2004 13:58:42	Dark	54.500	2	Alp Car	-0.73600	7000.0	109	14393	No
297	GOM_NL__2PRFIN20041130_140033_000000662032_00311_14393_6655.N1	30-NOV-2004 14:00:33	Dark	65.500	117	Pi Pup	2.7060	3800.0	131	14393	No
298	GOM_NL__2PRFIN20041130_140300_000000712032_00311_14393_6656.N1	30-NOV-2004 14:03:00	Dark	71.000	88	31Eta CMa	2.4480	20000.	142	14393	No
299	GOM_NL__2PRFIN20041130_140518_000000572032_00311_14393_6657.N1	30-NOV-2004 14:05:18	Dark	57.000	177	1Zet CMa	3.0220	26000.	114	14393	No
300	GOM_NL__2PRFIN20041130_141047_000000932032_00311_14393_6658.N1	30-NOV-2004 14:10:47	Straylight	93.000	1	9Alp CMa	-1.4400	11000.	186	14393	No
301	GOM_NL__2PRFIN20041130_141429_000000652032_00311_14393_6659.N1	30-NOV-2004 14:14:29	Straylight	64.500	7	19Bet Ori	0.10000	14000.	129	14393	No
302	GOM_NL__2PRFIN20041130_141731_000000652032_00311_14393_6660.N1	30-NOV-2004 14:17:31	Twilight	64.500	30	46Eps Ori	1.6940	30000.	129	14393	No
303	GOM_NL__2PRFIN20041130_142014_000000642032_00311_14393_6661.N1	30-NOV-2004 14:20:14	Twilight	64.000	27	24Gam Ori	1.6360	26000.	128	14393	No
304	GOM_NL__2PRFIN20041130_142230_000000562032_00311_14393_6662.N1	30-NOV-2004 14:22:30	Bright	56.000	13	87Alp Tau	0.86700	3800.0	112	14393	No
305	GOM_NL__2PRFIN20041130_142405_000000402032_00311_14393_6663.N1	30-NOV-2004 14:24:05	Bright	40.000	146	25Eta Tau	2.8730	15200.	80	14393	No
306	GOM_NL__2PRFIN20041130_142627_000000412032_00311_14393_6664.N1	30-NOV-2004 14:26:27	Bright	40.500	150	44Zet Per	2.8900	28000.	81	14393	No
307	GOM_NL__2PRFIN20041130_142841_000000392032_00311_14393_6665.N1	30-NOV-2004 14:28:41	Bright	39.000	79	26Bet Per	2.3100	13100.	78	14393	No
308	GOM_NL__2PRFIN20041130_143054_000000392032_00311_14393_6666.N1	30-NOV-2004 14:30:54	Bright	39.000	175	39Del Per	3.0100	19400.	78	14393	No
309	GOM_NL__2PRFIN20041130_143215_000000382032_00311_14393_6667.N1	30-NOV-2004 14:32:15	Bright	38.000	160	23Gam Per	2.9300	4700.0	76	14393	No
310	GOM_NL__2PRFIN20041130_143434_000000382032_00311_14393_6668.N1	30-NOV-2004 14:34:34	Bright	37.500	110	37Del Cas	2.6780	8900.0	75	14393	No
311	GOM_NL__2PRFIN20041130_144216_000000382032_00311_14393_6669.N1	30-NOV-2004 14:42:16	Bright	37.500	49	1Alp UMi	1.9900	6300.0	75	14393	No
312	GOM_NL__2PRFIN20041130_144656_000000382032_00311_14393_6670.N1	30-NOV-2004 14:46:56	Bright	37.500	60	7Bet UMi	2.0810	3950.0	75	14393	No
313	GOM_NL__2PRFIN20041130_144858_000000482032_00311_14393_6671.N1	30-NOV-2004 14:48:58	Bright	47.500	36	50Alp UMa	1.8000	6300.0	95	14393	No
314	GOM_NL__2PRFIN20041130_145034_000000462032_00311_14393_6672.N1	30-NOV-2004 14:50:34	Bright	46.000	82	48Bet UMa	2.3650	10600.	92	14393	No
315	GOM_NL__2PRFIN20041130_145210_000000422032_00311_14393_6673.N1	30-NOV-2004 14:52:10	Bright	41.500	32	77Eps UMa	1.7630	11000.	83	14393	No
316	GOM_NL__2PRFIN20041130_145416_000000372032_00311_14393_6674.N1	30-NOV-2004 14:54:16	Bright	37.000	39	85Eta UMa	1.8540	24000.	74	14393	No
317	GOM_NL__2PRFIN20041130_145709_000000382032_00311_14393_6675.N1	30-NOV-2004 14:57:09	Bright	38.000	180	27Gam Boo	3.0400	8000.0	76	14393	No
318	GOM_NL__2PRFIN20041130_150009_000000452032_00311_14393_6676.N1	30-NOV-2004 15:00:09	Bright	44.500	83		2.3780	11000.	89	14393	No
319	GOM_NL__2PRFIN20041130_150242_000000362032_00311_14393_6677.N1	30-NOV-2004 15:02:42	Bright	35.500	3	16Alp Boo	-0.050000	4250.0	71	14393	No
320	GOM_NL__2PRFIN20041130_150618_000000742032_00311_14393_6678.N1	30-NOV-2004 15:06:18	Bright	74.000	96	68Del Leo	2.5600	9300.0	148	14393	No
321	GOM_NL__2PRFIN20041130_151036_000000472032_00311_14393_6679.N1	30-NOV-2004 15:10:36	Bright	46.500	121	29Gam Vir	2.7400	7200.0	93	14393	No
322	GOM_NL__2PRFIN20041130_151202_000000432032_00311_14393_6680.N1	30-NOV-2004 15:12:02	Bright	43.000	15	67Alp Vir	0.97600	28000.	86	14393	No
323	GOM_NL__2PRFIN20041130_151520_000000492032_00311_14393_6681.N1	30-NOV-2004 15:15:20	Twilight	49.000	163	7Del Crv	2.9450	11000.	98	14393	No
324	GOM_NL__2PRFIN20041130_151658_000000482032_00311_14393_6682.N1	30-NOV-2004 15:16:58	Twilight	48.000	106	9Bet Crv	2.6480	5600.0	96	14393	No
325	GOM_NL__2PRFIN20041130_151857_000000422032_00311_14393_6683.N1	30-NOV-2004 15:18:57	Dark	41.500	123	1ot Cen	2.7500	10200.	83	14393	No
326	GOM_NL__2PRFIN20041130_152257_000000432032_00311_14393_6684.N1	30-NOV-2004 15:22:57	Dark	42.500	77	Eps Cen	2.3030	28000.	85	14393	No
327	GOM_NL__2PRFIN20041130_152439_000000492032_00311_14393_6685.N1	30-NOV-2004 15:24:39	Dark	48.500	10	Bet Cen	0.61000	28000.	97	14393	No
328	GOM_NL__2PRFIN20041130_152633_000000492032_00312_14394_6650.N1	30-NOV-2004 15:26:33	Dark	49.000	12	Alp1Cru	0.77500	30000.	98	14394	No
329	GOM_NL__2PRFIN20041130_152917_000000392032_00312_14394_6651.N1	30-NOV-2004 15:29:17	Dark	39.000	124	The Car	2.7640	30000.	78	14394	No
330	GOM_NL__2PRFIN20041130_153357_000000482032_00312_14394_6652.N1	30-NOV-2004 15:33:57	Dark	47.500	41	Eps Car	1.8600	4100.0	95	14394	No
331	GOM_NL__2PRFIN20041130_153556_000000512032_00312_14394_6653.N1	30-NOV-2004 15:35:56	Dark	51.000	34	Gam2Vel	1.7930	23000.	102	14394	No
332	GOM_NL__2PRFIN20041130_153919_000000582032_00312_14394_6654.N1	30-NOV-2004 15:39:19	Dark	58.000	2	Alp Car	-0.73600	7000.0	116	14394	No
333	GOM_NL__2PRFIN20041130_154108_000000702032_00312_14394_6655.N1	30-NOV-2004 15:41:08	Dark	69.500	117	Pi Pup	2.7060	3800.0	139	14394	No
334	GOM_NL__2PRFIN20041130_154337_000000772032_00312_14394_6656.N1	30-NOV-2004 15:43:37	Dark	77.000	88	31Eta CMa	2.4480	20000.	154	14394	No
335	GOM_NL__2PRFIN20041130_154556_000000572032_00312_14394_6657.N1	30-NOV-2004 15:45:56	Dark	57.000	177	1Zet CMa	3.0220	26000.	114	14394	No
336	GOM_NL__2PRFIN20041130_155123_000000952032_00312_14394_6658.N1	30-NOV-2004 15:51:23	Straylight	94.500	1	9Alp CMa	-1.4400	11000.	189	14394	No
337	GOM_NL__2PRFIN20041130_155505_000000612032_00312_14394_6659.N1	30-NOV-2004 15:55:05	Straylight	60.500	7	19Bet Ori	0.10000	14000.	121	14394	No

338	GOM_NL__2PRFIN20041130_155806_000000692032_00312_14394_6660.N1	30-NOV-2004 15:58:06	Twilight	68.500	30	46Eps Ori	1.6940	30000.	137	14394	No
339	GOM_NL__2PRFIN20041130_160050_000000582032_00312_14394_6661.N1	30-NOV-2004 16:00:50	Twilight	57.500	27	24Gam Ori	1.6360	26000.	115	14394	No
340	GOM_NL__2PRFIN20041130_160305_000000562032_00312_14394_6662.N1	30-NOV-2004 16:03:05	Bright	56.000	13	87Alp Tau	0.86700	3800.0	112	14394	No
341	GOM_NL__2PRFIN20041130_160441_000000402032_00312_14394_6663.N1	30-NOV-2004 16:04:41	Bright	39.500	146	25Eta Tau	2.8730	15200.	79	14394	No
342	GOM_NL__2PRFIN20041130_160703_000000402032_00312_14394_6664.N1	30-NOV-2004 16:07:03	Bright	40.000	150	44Zet Per	2.8900	28000.	80	14394	No
343	GOM_NL__2PRFIN20041130_160918_000000402032_00312_14394_6665.N1	30-NOV-2004 16:09:18	Bright	39.500	79	26Bet Per	2.3100	13100.	79	14394	No
344	GOM_NL__2PRFIN20041130_161130_000000382032_00312_14394_6666.N1	30-NOV-2004 16:11:30	Bright	38.000	175	39Del Per	3.0100	19400.	76	14394	No
345	GOM_NL__2PRFIN20041130_161250_000000372032_00312_14394_6667.N1	30-NOV-2004 16:12:50	Bright	37.000	160	23Gam Per	2.9300	4700.0	74	14394	No
346	GOM_NL__2PRFIN20041130_161510_000000372032_00312_14394_6668.N1	30-NOV-2004 16:15:10	Bright	37.000	110	37Del Cas	2.6780	8900.0	74	14394	No
347	GOM_NL__2PRFIN20041130_162253_000000392032_00312_14394_6669.N1	30-NOV-2004 16:22:53	Bright	38.500	49	1Alp UMi	1.9900	6300.0	77	14394	No
348	GOM_NL__2PRFIN20041130_162733_000000362032_00312_14394_6670.N1	30-NOV-2004 16:27:33	Bright	36.000	60	7Bet UMi	2.0810	3950.0	72	14394	No
349	GOM_NL__2PRFIN20041130_162934_000000422032_00312_14394_6671.N1	30-NOV-2004 16:29:34	Bright	42.000	36	50Alp UMa	1.8000	6300.0	84	14394	No
350	GOM_NL__2PRFIN20041130_163110_000000462032_00312_14394_6672.N1	30-NOV-2004 16:31:10	Bright	45.500	82	48Bet UMa	2.3650	10600.	91	14394	No
351	GOM_NL__2PRFIN20041130_163246_000000402032_00312_14394_6673.N1	30-NOV-2004 16:32:46	Bright	40.000	32	77Eps UMa	1.7630	11000.	80	14394	No
352	GOM_NL__2PRFIN20041130_163451_000000392032_00312_14394_6674.N1	30-NOV-2004 16:34:51	Bright	39.000	39	85Eta UMa	1.8540	24000.	78	14394	No
353	GOM_NL__2PRFIN20041130_163745_000000382032_00312_14394_6675.N1	30-NOV-2004 16:37:45	Bright	37.500	180	27Gam Boo	3.0400	8000.0	75	14394	No
354	GOM_NL__2PRFIN20041130_164044_000000382032_00312_14394_6676.N1	30-NOV-2004 16:40:44	Bright	37.500	83		2.3780	11000.	75	14394	No
355	GOM_NL__2PRFIN20041130_164318_000000362032_00312_14394_6677.N1	30-NOV-2004 16:43:18	Bright	35.500	3	16Alp Boo	-0.050000	4250.0	71	14394	No
356	GOM_NL__2PRFIN20041130_164655_000000722032_00312_14394_6678.N1	30-NOV-2004 16:46:55	Bright	71.500	96	68Del Leo	2.5600	9300.0	143	14394	No
357	GOM_NL__2PRFIN20041130_165112_000000452032_00312_14394_6679.N1	30-NOV-2004 16:51:12	Bright	45.000	121	29Gam Vir	2.7400	7200.0	90	14394	No
358	GOM_NL__2PRFIN20041130_165239_000000422032_00312_14394_6680.N1	30-NOV-2004 16:52:39	Bright	42.000	15	67Alp Vir	0.97600	28000.	84	14394	No
359	GOM_NL__2PRFIN20041130_165557_000000472032_00312_14394_6681.N1	30-NOV-2004 16:55:57	Twilight	46.500	163	7Del Crv	2.9450	11000.	93	14394	No
360	GOM_NL__2PRFIN20041130_165735_000000482032_00312_14394_6682.N1	30-NOV-2004 16:57:35	Twilight	48.000	106	9Bet Crv	2.6480	5600.0	96	14394	No
361	GOM_NL__2PRFIN20041130_165934_000000402032_00312_14394_6683.N1	30-NOV-2004 16:59:34	Dark	40.000	123	1ot Cen	2.7500	10200.	80	14394	No
362	GOM_NL__2PRFIN20041130_170336_000000402032_00312_14394_6684.N1	30-NOV-2004 17:03:36	Dark	39.500	77	Eps Cen	2.3030	28000.	79	14394	No
363	GOM_NL__2PRFIN20041130_170515_000000442032_00312_14394_6685.N1	30-NOV-2004 17:05:15	Dark	43.500	10	Bet Cen	0.61000	28000.	87	14394	No
364	GOM_NL__2PRFIN20041130_170710_000000492032_00313_14395_6650.N1	30-NOV-2004 17:07:10	Dark	48.500	12	Alp1Cru	0.77500	30000.	97	14395	No
365	GOM_NL__2PRFIN20041130_170953_000000402032_00313_14395_6651.N1	30-NOV-2004 17:09:53	Dark	39.500	124	The Car	2.7640	30000.	79	14395	No
366	GOM_NL__2PRFIN20041130_171433_000000472032_00313_14395_6652.N1	30-NOV-2004 17:14:33	Dark	46.500	41	Eps Car	1.8600	4100.0	93	14395	No
367	GOM_NL__2PRFIN20041130_171633_000000532032_00313_14395_6653.N1	30-NOV-2004 17:16:33	Dark	52.500	34	Gam2Vel	1.7930	23000.	105	14395	No
368	GOM_NL__2PRFIN20041130_171955_000000582032_00313_14395_6654.N1	30-NOV-2004 17:19:55	Dark	58.000	2	Alp Car	-0.73600	7000.0	116	14395	No
369	GOM_NL__2PRFIN20041130_172145_000000652032_00313_14395_6655.N1	30-NOV-2004 17:21:45	Dark	65.000	117	Pi Pup	2.7060	3800.0	130	14395	No
370	GOM_NL__2PRFIN20041130_172535_000000712032_00313_14395_6656.N1	30-NOV-2004 17:25:35	Dark	71.000	23	21Eps CMa	1.5020	26000.	142	14395	No
371	GOM_NL__2PRFIN20041130_172744_000000782032_00313_14395_6657.N1	30-NOV-2004 17:27:44	Straylight	78.000	179	24Omi2CMa	3.0320	24000.	156	14395	No
372	GOM_NL__2PRFIN20041130_173159_000000982032_00313_14395_6658.N1	30-NOV-2004 17:31:59	Straylight	98.000	1	9Alp CMa	-1.4400	11000.	196	14395	No
373	GOM_NL__2PRFIN20041130_173540_000000622032_00313_14395_6659.N1	30-NOV-2004 17:35:40	Straylight	62.000	7	19Bet Ori	0.10000	14000.	124	14395	No
374	GOM_NL__2PRFIN20041130_173842_000000662032_00313_14395_6660.N1	30-NOV-2004 17:38:42	Twilight	66.000	30	46Eps Ori	1.6940	30000.	132	14395	No
375	GOM_NL__2PRFIN20041130_174126_000000632032_00313_14395_6661.N1	30-NOV-2004 17:41:26	Twilight	63.000	27	24Gam Ori	1.6360	26000.	126	14395	No
376	GOM_NL__2PRFIN20041130_174341_000000632032_00313_14395_6662.N1	30-NOV-2004 17:43:41	Bright	63.000	13	87Alp Tau	0.86700	3800.0	126	14395	No
377	GOM_NL__2PRFIN20041130_174517_000000402032_00313_14395_6663.N1	30-NOV-2004 17:45:17	Bright	39.500	146	25Eta Tau	2.8730	15200.	79	14395	No
378	GOM_NL__2PRFIN20041130_174737_000000432032_00313_14395_6664.N1	30-NOV-2004 17:47:37	Bright	42.500	150	44Zet Per	2.8900	28000.	85	14395	No
379	GOM_NL__2PRFIN20041130_174951_000000412032_00313_14395_6665.N1	30-NOV-2004 17:49:51	Bright	40.500	79	26Bet Per	2.3100	13100.	81	14395	No
380	GOM_NL__2PRFIN20041130_175206_000000392032_00313_14395_6666.N1	30-NOV-2004 17:52:06	Bright	39.000	175	39Del Per	3.0100	19400.	78	14395	No
381	GOM_NL__2PRFIN20041130_175324_000000422032_00313_14395_6667.N1	30-NOV-2004 17:53:24	Bright	41.500	160	23Gam Per	2.9300	4700.0	83	14395	No
382	GOM_NL__2PRFIN20041130_175544_000000392032_00313_14395_6668.N1	30-NOV-2004 17:55:44	Bright	39.000	110	37Del Cas	2.6780	8900.0	78	14395	No
383	GOM_NL__2PRFIN20041130_180327_000000412032_00313_14395_6669.N1	30-NOV-2004 18:03:27	Bright	40.500	49	1Alp UMi	1.9900	6300.0	81	14395	No
384	GOM_NL__2PRFIN20041130_180808_000000382032_00313_14395_6670.N1	30-NOV-2004 18:08:08	Bright	37.500	60	7Bet UMi	2.0810	3950.0	75	14395	No
385	GOM_NL__2PRFIN20041130_181010_000000472032_00313_14395_6671.N1	30-NOV-2004 18:10:10	Bright	47.000	36	50Alp UMa	1.8000	6300.0	94	14395	No
386	GOM_NL__2PRFIN20041130_181146_000000462032_00313_14395_6672.N1	30-NOV-2004 18:11:46	Bright	46.000	82	48Bet UMa	2.3650	10600.	92	14395	No
387	GOM_NL__2PRFIN20041130_181323_000000422032_00313_14395_6673.N1	30-NOV-2004 18:13:23	Bright	41.500	32	77Eps UMa	1.7630	11000.	83	14395	No
388	GOM_NL__2PRFIN20041130_181527_000000402032_00313_14395_6674.N1	30-NOV-2004 18:15:27	Bright	39.500	39	85Eta UMa	1.8540	24000.	79	14395	No
389	GOM_NL__2PRFIN20041130_181821_000000372032_00313_14395_6675.N1	30-NOV-2004 18:18:21	Bright	37.000	180	27Gam Boo	3.0400	8000.0	74	14395	No
390	GOM_NL__2PRFIN20041130_182120_000000402032_00313_14395_6676.N1	30-NOV-2004 18:21:20	Bright	39.500	83		2.3780	11000.	79	14395	No
391	GOM_NL__2PRFIN20041130_182354_000000372032_00313_14395_6677.N1	30-NOV-2004 18:23:54	Bright	36.500	3	16Alp Boo	-0.050000	4250.0	73	14395	No
392	GOM_NL__2PRFIN20041130_182731_000000742032_00313_14395_6678.N1	30-NOV-2004 18:27:31	Bright	73.500	96	68Del Leo	2.5600	9300.0	147	14395	No
393	GOM_NL__2PRFIN20041130_183149_000000472032_00313_14395_6679.N1	30-NOV-2004 18:31:49	Bright	46.500	121	29Gam Vir	2.7400	7200.0	93	14395	No
394	GOM_NL__2PRFIN20041130_183633_000000472032_00313_14395_6680.N1	30-NOV-2004 18:36:33	Twilight	47.000	163	7Del Crv	2.9450	11000.	94	14395	No
395	GOM_NL__2PRFIN20041130_183811_000000482032_00313_14395_6681.N1	30-NOV-2004 18:38:11	Twilight	47.500	106	9Bet Crv	2.6480	5600.0	95	14395	No
396	GOM_NL__2PRFIN20041130_184011_000000412032_00313_14395_6682.N1	30-NOV-2004 18:40:11	Dark	40.500	123	1ot Cen	2.7500	10200.	81	14395	No

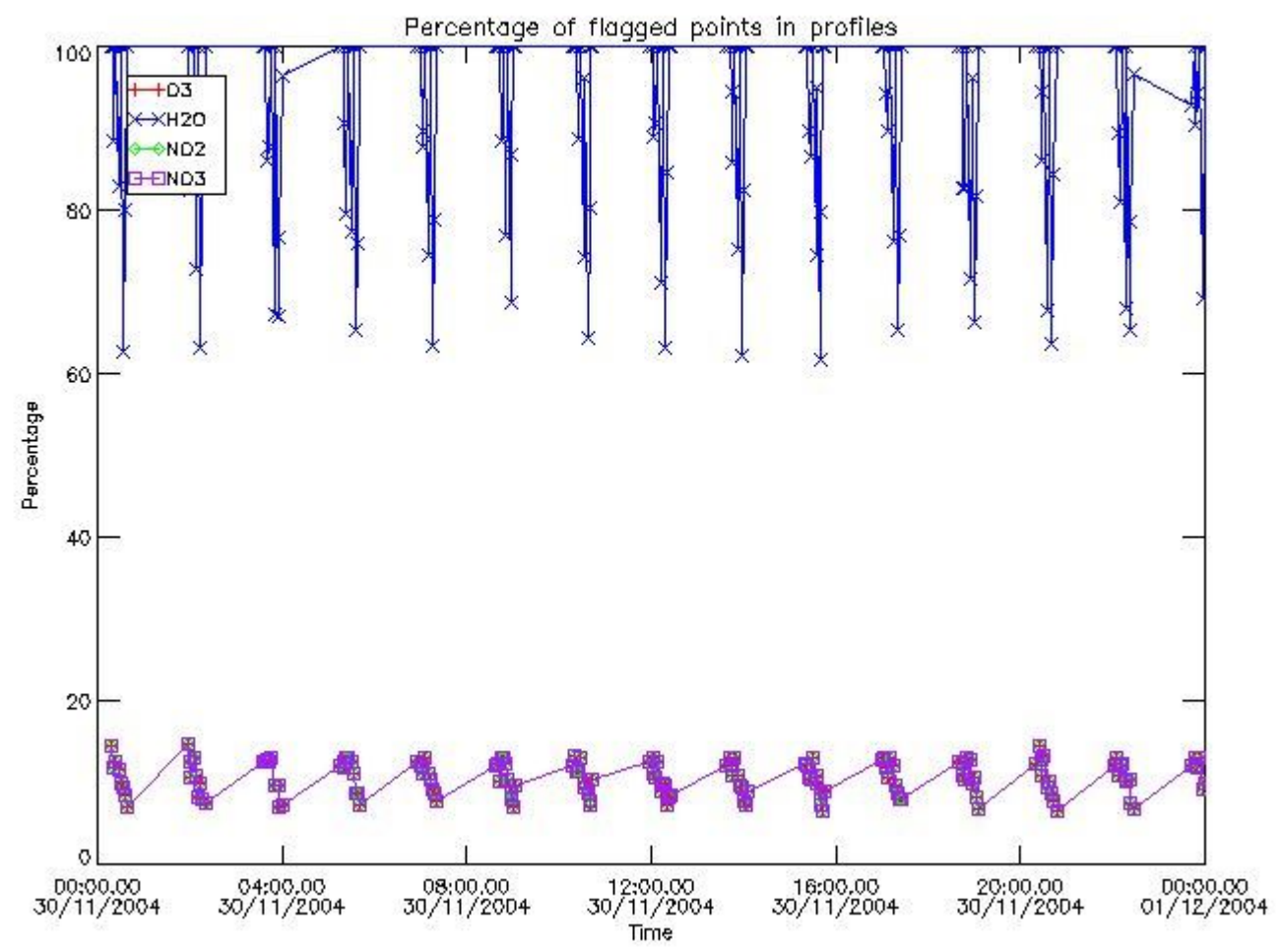
397	GOM_NL__2PRFIN20041130_184412_000000422032_00313_14395_6683.N1	30-NOV-2004 18:44:12	Dark	41.500	77	Eps Cen	2.3030	28000.	83	14395	No
398	GOM_NL__2PRFIN20041130_184551_000000472032_00313_14395_6684.N1	30-NOV-2004 18:45:51	Dark	46.500	10	Bet Cen	0.61000	28000.	93	14395	No
399	GOM_NL__2PRFIN20041130_184746_000000502032_00314_14396_6650.N1	30-NOV-2004 18:47:46	Dark	49.500	12	Alp1Cru	0.77500	30000.	99	14396	No
400	GOM_NL__2PRFIN20041130_185030_000000402032_00314_14396_6651.N1	30-NOV-2004 18:50:30	Dark	39.500	124	The Car	2.7640	30000.	79	14396	No
401	GOM_NL__2PRFIN20041130_185510_000000482032_00314_14396_6652.N1	30-NOV-2004 18:55:10	Dark	48.000	41	Eps Car	1.8600	4100.0	96	14396	No
402	GOM_NL__2PRFIN20041130_185710_000000512032_00314_14396_6653.N1	30-NOV-2004 18:57:10	Dark	51.000	34	Gam2Vel	1.7930	23000.	102	14396	No
403	GOM_NL__2PRFIN20041130_190032_000000482032_00314_14396_6654.N1	30-NOV-2004 19:00:32	Dark	48.000	2	Alp Car	-0.73600	7000.0	96	14396	No
404	GOM_NL__2PRFIN20041130_190223_000000632032_00314_14396_6655.N1	30-NOV-2004 19:02:23	Dark	63.000	117	Pi Pup	2.7060	3800.0	126	14396	No
405	GOM_NL__2PRFIN20041130_190610_000000762032_00314_14396_6656.N1	30-NOV-2004 19:06:10	Dark	75.500	23	21Eps CMa	1.5020	26000.	151	14396	No
406	GOM_NL__2PRFIN20041130_190820_000000792032_00314_14396_6657.N1	30-NOV-2004 19:08:20	Straylight	78.500	179	24Omi2CMa	3.0320	24000.	157	14396	No
407	GOM_NL__2PRFIN20041130_191235_000000992032_00314_14396_6658.N1	30-NOV-2004 19:12:35	Straylight	98.500	1	9Alp CMa	-1.4400	11000.	197	14396	No
408	GOM_NL__2PRFIN20041130_191616_000000682032_00314_14396_6659.N1	30-NOV-2004 19:16:16	Straylight	68.000	7	19Bet Ori	0.10000	14000.	136	14396	No
409	GOM_NL__2PRFIN20041130_191915_000000692032_00314_14396_6660.N1	30-NOV-2004 19:19:15	Tw_i_and_stray	69.000	30	46Eps Ori	1.6940	30000.	138	14396	No
410	GOM_NL__2PRFIN20041130_192201_000000652032_00314_14396_6661.N1	30-NOV-2004 19:22:01	Tw_i_and_stray	64.500	27	24Gam Ori	1.6360	26000.	129	14396	No
411	GOM_NL__2PRFIN20041130_192417_000000542032_00314_14396_6662.N1	30-NOV-2004 19:24:17	Bright	54.000	13	87Alp Tau	0.86700	3800.0	108	14396	No
412	GOM_NL__2PRFIN20041130_192553_000000392032_00314_14396_6663.N1	30-NOV-2004 19:25:53	Bright	38.500	146	25Eta Tau	2.8730	15200.	77	14396	No
413	GOM_NL__2PRFIN20041130_192812_000000412032_00314_14396_6664.N1	30-NOV-2004 19:28:12	Bright	41.000	150	44Zet Per	2.8900	28000.	82	14396	No
414	GOM_NL__2PRFIN20041130_193030_000000372032_00314_14396_6665.N1	30-NOV-2004 19:30:30	Bright	37.000	79	26Bet Per	2.3100	13100.	74	14396	No
415	GOM_NL__2PRFIN20041130_193243_000000382032_00314_14396_6666.N1	30-NOV-2004 19:32:43	Bright	37.500	175	39Del Per	3.0100	19400.	75	14396	No
416	GOM_NL__2PRFIN20041130_193403_000000382032_00314_14396_6667.N1	30-NOV-2004 19:34:03	Bright	37.500	160	23Gam Per	2.9300	4700.0	75	14396	No
417	GOM_NL__2PRFIN20041130_193623_000000382032_00314_14396_6668.N1	30-NOV-2004 19:36:23	Bright	38.000	110	37Del Cas	2.6780	8900.0	76	14396	No
418	GOM_NL__2PRFIN20041130_194406_000000392032_00314_14396_6669.N1	30-NOV-2004 19:44:06	Bright	38.500	49	1Alp UMi	1.9900	6300.0	77	14396	No
419	GOM_NL__2PRFIN20041130_194845_000000362032_00314_14396_6670.N1	30-NOV-2004 19:48:45	Bright	35.500	60	7Bet UMi	2.0810	3950.0	71	14396	No
420	GOM_NL__2PRFIN20041130_195045_000000482032_00314_14396_6671.N1	30-NOV-2004 19:50:45	Bright	48.000	36	50Alp UMa	1.8000	6300.0	96	14396	No
421	GOM_NL__2PRFIN20041130_195222_000000472032_00314_14396_6672.N1	30-NOV-2004 19:52:22	Bright	47.000	82	48Bet UMa	2.3650	10600.	94	14396	No
422	GOM_NL__2PRFIN20041130_195358_000000432032_00314_14396_6673.N1	30-NOV-2004 19:53:58	Bright	43.000	32	77Eps UMa	1.7630	11000.	86	14396	No
423	GOM_NL__2PRFIN20041130_195603_000000392032_00314_14396_6674.N1	30-NOV-2004 19:56:03	Bright	39.000	39	85Eta UMa	1.8540	24000.	78	14396	No
424	GOM_NL__2PRFIN20041130_195857_000000372032_00314_14396_6675.N1	30-NOV-2004 19:58:57	Bright	37.000	180	27Gam Boo	3.0400	8000.0	74	14396	No
425	GOM_NL__2PRFIN20041130_200158_000000372032_00314_14396_6676.N1	30-NOV-2004 20:01:58	Bright	36.500	83		2.3780	11000.	73	14396	No
426	GOM_NL__2PRFIN20041130_200430_000000372032_00314_14396_6677.N1	30-NOV-2004 20:04:30	Bright	36.500	3	16Alp Boo	-0.050000	4250.0	73	14396	No
427	GOM_NL__2PRFIN20041130_200808_000000782032_00314_14396_6678.N1	30-NOV-2004 20:08:08	Bright	77.500	96	68Del Leo	2.5600	9300.0	155	14396	No
428	GOM_NL__2PRFIN20041130_201225_000000452032_00314_14396_6679.N1	30-NOV-2004 20:12:25	Bright	44.500	121	29Gam Vir	2.7400	7200.0	89	14396	No
429	GOM_NL__2PRFIN20041130_201710_000000482032_00314_14396_6680.N1	30-NOV-2004 20:17:10	Tw_i_and_stray	47.500	163	7Del Crv	2.9450	11000.	95	14396	No
430	GOM_NL__2PRFIN20041130_201848_000000472032_00314_14396_6681.N1	30-NOV-2004 20:18:48	Twilight	46.500	106	9Bet Crv	2.6480	5600.0	93	14396	No
431	GOM_NL__2PRFIN20041130_202047_000000422032_00314_14396_6682.N1	30-NOV-2004 20:20:47	Dark	41.500	123	lot Cen	2.7500	10200.	83	14396	No
432	GOM_NL__2PRFIN20041130_202449_000000392032_00314_14396_6683.N1	30-NOV-2004 20:24:49	Dark	38.500	77	Eps Cen	2.3030	28000.	77	14396	No
433	GOM_NL__2PRFIN20041130_202627_000000472032_00314_14396_6684.N1	30-NOV-2004 20:26:27	Dark	46.500	10	Bet Cen	0.61000	28000.	93	14396	No
434	GOM_NL__2PRFIN20041130_202823_000000402032_00315_14397_6650.N1	30-NOV-2004 20:28:23	Dark	40.000	12	Alp1Cru	0.77500	30000.	80	14397	No
435	GOM_NL__2PRFIN20041130_203106_000000392032_00315_14397_6651.N1	30-NOV-2004 20:31:06	Dark	38.500	124	The Car	2.7640	30000.	77	14397	No
436	GOM_NL__2PRFIN20041130_203546_000000552032_00315_14397_6652.N1	30-NOV-2004 20:35:46	Dark	54.500	41	Eps Car	1.8600	4100.0	109	14397	No
437	GOM_NL__2PRFIN20041130_203747_000000512032_00315_14397_6653.N1	30-NOV-2004 20:37:47	Dark	50.500	34	Gam2Vel	1.7930	23000.	101	14397	No
438	GOM_NL__2PRFIN20041130_204108_000000582032_00315_14397_6654.N1	30-NOV-2004 20:41:08	Dark	58.000	2	Alp Car	-0.73600	7000.0	116	14397	No
439	GOM_NL__2PRFIN20041130_204301_000000672032_00315_14397_6655.N1	30-NOV-2004 20:43:01	Dark	67.000	117	Pi Pup	2.7060	3800.0	134	14397	No
440	GOM_NL__2PRFIN20041130_204646_000000782032_00315_14397_6656.N1	30-NOV-2004 20:46:46	Dark	77.500	23	21Eps CMa	1.5020	26000.	155	14397	No
441	GOM_NL__2PRFIN20041130_204857_000000782032_00315_14397_6657.N1	30-NOV-2004 20:48:57	Straylight	77.500	179	24Omi2CMa	3.0320	24000.	155	14397	No
442	GOM_NL__2PRFIN20041130_205311_000000932032_00315_14397_6658.N1	30-NOV-2004 20:53:11	Straylight	92.500	1	9Alp CMa	-1.4400	11000.	185	14397	No
443	GOM_NL__2PRFIN20041130_205652_000000672032_00315_14397_6659.N1	30-NOV-2004 20:56:52	Straylight	66.500	7	19Bet Ori	0.10000	14000.	133	14397	No
444	GOM_NL__2PRFIN20041130_205951_000000672032_00315_14397_6660.N1	30-NOV-2004 20:59:51	Tw_i_and_stray	67.000	30	46Eps Ori	1.6940	30000.	134	14397	No
445	GOM_NL__2PRFIN20041130_210235_000000622032_00315_14397_6661.N1	30-NOV-2004 21:02:35	Tw_i_and_stray	62.000	27	24Gam Ori	1.6360	26000.	124	14397	No
446	GOM_NL__2PRFIN20041130_210452_000000562032_00315_14397_6662.N1	30-NOV-2004 21:04:52	Bright	55.500	13	87Alp Tau	0.86700	3800.0	111	14397	No
447	GOM_NL__2PRFIN20041130_210629_000000402032_00315_14397_6663.N1	30-NOV-2004 21:06:29	Bright	39.500	146	25Eta Tau	2.8730	15200.	79	14397	No
448	GOM_NL__2PRFIN20041130_210850_000000402032_00315_14397_6664.N1	30-NOV-2004 21:08:50	Bright	40.000	150	44Zet Per	2.8900	28000.	80	14397	No
449	GOM_NL__2PRFIN20041130_211105_000000382032_00315_14397_6665.N1	30-NOV-2004 21:11:05	Bright	37.500	79	26Bet Per	2.3100	13100.	75	14397	No
450	GOM_NL__2PRFIN20041130_211318_000000362032_00315_14397_6666.N1	30-NOV-2004 21:13:18	Bright	36.000	175	39Del Per	3.0100	19400.	72	14397	No
451	GOM_NL__2PRFIN20041130_211439_000000372032_00315_14397_6667.N1	30-NOV-2004 21:14:39	Bright	36.500	160	23Gam Per	2.9300	4700.0	73	14397	No
452	GOM_NL__2PRFIN20041130_211659_000000382032_00315_14397_6668.N1	30-NOV-2004 21:16:59	Bright	37.500	110	37Del Cas	2.6780	8900.0	75	14397	No
453	GOM_NL__2PRFIN20041130_212442_000000392032_00315_14397_6669.N1	30-NOV-2004 21:24:42	Bright	38.500	49	1Alp UMi	1.9900	6300.0	77	14397	No
454	GOM_NL__2PRFIN20041130_212922_000000362032_00315_14397_6670.N1	30-NOV-2004 21:29:22	Bright	35.500	60	7Bet UMi	2.0810	3950.0	71	14397	No
455	GOM_NL__2PRFIN20041130_213121_000000472032_00315_14397_6671.N1	30-NOV-2004 21:31:21	Bright	46.500	36	50Alp UMa	1.8000	6300.0	93	14397	No

456	GOM_NL__2PRFIN20041130_213257_000000462032_00315_14397_6672.N1	30-NOV-2004 21:32:57	Bright	46.000	82	48Bet UMa	2.3650	10600.	92	14397	No
457	GOM_NL__2PRFIN20041130_213434_000000412032_00315_14397_6673.N1	30-NOV-2004 21:34:34	Bright	41.000	32	77Eps UMa	1.7630	11000.	82	14397	No
458	GOM_NL__2PRFIN20041130_213639_000000392032_00315_14397_6674.N1	30-NOV-2004 21:36:39	Bright	38.500	39	85Eta UMa	1.8540	24000.	77	14397	No
459	GOM_NL__2PRFIN20041130_213934_000000382032_00315_14397_6675.N1	30-NOV-2004 21:39:34	Bright	37.500	180	27Gam Boo	3.0400	8000.0	75	14397	No
460	GOM_NL__2PRFIN20041130_214234_000000372032_00315_14397_6676.N1	30-NOV-2004 21:42:34	Bright	36.500	83		2.3780	11000.	73	14397	No
461	GOM_NL__2PRFIN20041130_214506_000000372032_00315_14397_6677.N1	30-NOV-2004 21:45:06	Bright	36.500	3	16Alp Boo	-0.050000	4250.0	73	14397	No
462	GOM_NL__2PRFIN20041130_214844_000000752032_00315_14397_6678.N1	30-NOV-2004 21:48:44	Bright	74.500	96	68Del Leo	2.5600	9300.0	149	14397	No
463	GOM_NL__2PRFIN20041130_215301_000000432032_00315_14397_6679.N1	30-NOV-2004 21:53:01	Bright	43.000	121	29Gam Vir	2.7400	7200.0	86	14397	No
464	GOM_NL__2PRFIN20041130_215747_000000472032_00315_14397_6680.N1	30-NOV-2004 21:57:47	Twilight	47.000	163	7Del Crv	2.9450	11000.	94	14397	No
465	GOM_NL__2PRFIN20041130_215925_000000452032_00315_14397_6681.N1	30-NOV-2004 21:59:25	Twilight	44.500	106	9Bet Crv	2.6480	5600.0	89	14397	No
466	GOM_NL__2PRFIN20041130_220124_000000422032_00315_14397_6682.N1	30-NOV-2004 22:01:24	Dark	42.000	123	1ot Cen	2.7500	10200.	84	14397	No
467	GOM_NL__2PRFIN20041130_220525_000000392032_00315_14397_6683.N1	30-NOV-2004 22:05:25	Dark	39.000	77	Eps Cen	2.3030	28000.	78	14397	No
468	GOM_NL__2PRFIN20041130_220703_000000482032_00315_14397_6684.N1	30-NOV-2004 22:07:03	Dark	47.500	10	Bet Cen	0.61000	28000.	95	14397	No
469	GOM_NL__2PRFIN20041130_220859_000000432032_00316_14398_6651.N1	30-NOV-2004 22:08:59	Dark	42.500	12	Alp1Cru	0.77500	30000.	85	14398	No
470	GOM_NL__2PRFIN20041130_221143_000000422032_00316_14398_6652.N1	30-NOV-2004 22:11:43	Dark	41.500	124	The Car	2.7640	30000.	83	14398	No
471	GOM_NL__2PRFIN20041130_221622_000000512032_00316_14398_6653.N1	30-NOV-2004 22:16:22	Dark	50.500	41	Eps Car	1.8600	4100.0	101	14398	No
472	GOM_NL__2PRFIN20041130_221823_000000502032_00316_14398_6654.N1	30-NOV-2004 22:18:23	Dark	49.500	34	Gam2Vel	1.7930	23000.	99	14398	No
473	GOM_NL__2PRFIN20041130_222144_000000502032_00316_14398_6655.N1	30-NOV-2004 22:21:44	Dark	49.500	2	Alp Car	-0.73600	7000.0	99	14398	No
474	GOM_NL__2PRFIN20041130_222337_000000682032_00316_14398_6656.N1	30-NOV-2004 22:23:37	Dark	68.000	117	Pi Pup	2.7060	3800.0	136	14398	No
475	GOM_NL__2PRFIN20041130_222723_000000752032_00316_14398_6657.N1	30-NOV-2004 22:27:23	Dark	74.500	23	21Eps CMa	1.5020	26000.	149	14398	No
476	GOM_NL__2PRFIN20041130_222934_000000742032_00316_14398_6658.N1	30-NOV-2004 22:29:34	Straylight	74.000	179	24Omi2CMa	3.0320	24000.	148	14398	No
477	GOM_NL__2PRFIN20041130_223347_000000902032_00316_14398_6659.N1	30-NOV-2004 22:33:47	Straylight	90.000	1	9Alp CMa	-1.4400	11000.	180	14398	No
478	GOM_NL__2PRFIN20041130_223726_000000682032_00316_14398_6660.N1	30-NOV-2004 22:37:26	Straylight	68.000	7	19Bet Ori	0.10000	14000.	136	14398	No
479	GOM_NL__2PRFIN20041130_224026_000000662032_00316_14398_6661.N1	30-NOV-2004 22:40:26	Twilight	65.500	30	46Eps Ori	1.6940	30000.	131	14398	No
480	GOM_NL__2PRFIN20041130_224311_000000652032_00316_14398_6662.N1	30-NOV-2004 22:43:11	Twilight	65.000	27	24Gam Ori	1.6360	26000.	130	14398	No
481	GOM_NL__2PRFIN20041130_224527_000000542032_00316_14398_6663.N1	30-NOV-2004 22:45:27	Bright	54.000	13	87Alp Tau	0.86700	3800.0	108	14398	No
482	GOM_NL__2PRFIN20041130_224704_000000412032_00316_14398_6664.N1	30-NOV-2004 22:47:04	Bright	41.000	146	25Eta Tau	2.8730	15200.	82	14398	No
483	GOM_NL__2PRFIN20041130_224923_000000432032_00316_14398_6665.N1	30-NOV-2004 22:49:23	Bright	43.000	150	44Zet Per	2.8900	28000.	86	14398	No
484	GOM_NL__2PRFIN20041130_225141_000000402032_00316_14398_6666.N1	30-NOV-2004 22:51:41	Bright	39.500	79	26Bet Per	2.3100	13100.	79	14398	No
485	GOM_NL__2PRFIN20041130_225354_000000372032_00316_14398_6667.N1	30-NOV-2004 22:53:54	Bright	37.000	175	39Del Per	3.0100	19400.	74	14398	No
486	GOM_NL__2PRFIN20041130_225514_000000382032_00316_14398_6668.N1	30-NOV-2004 22:55:14	Bright	37.500	160	23Gam Per	2.9300	4700.0	75	14398	No
487	GOM_NL__2PRFIN20041130_225735_000000382032_00316_14398_6669.N1	30-NOV-2004 22:57:35	Bright	37.500	110	37Del Cas	2.6780	8900.0	75	14398	No
488	GOM_NL__2PRFIN20041130_230518_000000372032_00316_14398_6670.N1	30-NOV-2004 23:05:18	Bright	37.000	49	1Alp UMi	1.9900	6300.0	74	14398	No
489	GOM_NL__2PRFIN20041130_230957_000000362032_00316_14398_6671.N1	30-NOV-2004 23:09:57	Bright	36.000	60	7Bet UMi	2.0810	3950.0	72	14398	No
490	GOM_NL__2PRFIN20041130_231156_000000482032_00316_14398_6672.N1	30-NOV-2004 23:11:56	Bright	48.000	36	50Alp UMa	1.8000	6300.0	96	14398	No
491	GOM_NL__2PRFIN20041130_231332_000000482032_00316_14398_6673.N1	30-NOV-2004 23:13:32	Bright	47.500	82	48Bet UMa	2.3650	10600.	95	14398	No
492	GOM_NL__2PRFIN20041130_231509_000000402032_00316_14398_6674.N1	30-NOV-2004 23:15:09	Bright	39.500	32	77Eps UMa	1.7630	11000.	79	14398	No
493	GOM_NL__2PRFIN20041130_231715_000000402032_00316_14398_6675.N1	30-NOV-2004 23:17:15	Bright	39.500	39	85Eta UMa	1.8540	24000.	79	14398	No
494	GOM_NL__2PRFIN20041130_232010_000000382032_00316_14398_6676.N1	30-NOV-2004 23:20:10	Bright	37.500	180	27Gam Boo	3.0400	8000.0	75	14398	No
495	GOM_NL__2PRFIN20041130_232310_000000372032_00316_14398_6677.N1	30-NOV-2004 23:23:10	Bright	37.000	83		2.3780	11000.	74	14398	No
496	GOM_NL__2PRFIN20041130_232542_000000372032_00316_14398_6678.N1	30-NOV-2004 23:25:42	Bright	36.500	3	16Alp Boo	-0.050000	4250.0	73	14398	No
497	GOM_NL__2PRFIN20041130_232921_000000752032_00316_14398_6679.N1	30-NOV-2004 23:29:21	Bright	74.500	96	68Del Leo	2.5600	9300.0	149	14398	No
498	GOM_NL__2PRFIN20041130_233338_000000472032_00316_14398_6680.N1	30-NOV-2004 23:33:38	Bright	47.000	121	29Gam Vir	2.7400	7200.0	94	14398	No
499	GOM_NL__2PRFIN20041130_233823_000000482032_00316_14398_6681.N1	30-NOV-2004 23:38:23	Twilight	48.000	163	7Del Crv	2.9450	11000.	96	14398	No
500	GOM_NL__2PRFIN20041130_234001_000000532032_00316_14398_6682.N1	30-NOV-2004 23:40:01	Twilight	52.500	106	9Bet Crv	2.6480	5600.0	105	14398	No
501	GOM_NL__2PRFIN20041130_234159_000000432032_00316_14398_6683.N1	30-NOV-2004 23:41:59	Dark	42.500	123	1ot Cen	2.7500	10200.	85	14398	No
502	GOM_NL__2PRFIN20041130_234600_000000402032_00316_14398_6684.N1	30-NOV-2004 23:46:00	Dark	39.500	77	Eps Cen	2.3030	28000.	79	14398	No
503	GOM_NL__2PRFIN20041130_234739_000000422032_00316_14398_6685.N1	30-NOV-2004 23:47:39	Dark	42.000	10	Bet Cen	0.61000	28000.	84	14398	No
504	GOM_NL__2PRFIN20041130_234935_000000432032_00317_14399_6652.N1	30-NOV-2004 23:49:35	Dark	43.000	12	Alp1Cru	0.77500	30000.	86	14399	No
505	GOM_NL__2PRFIN20041130_235219_000000402032_00317_14399_6653.N1	30-NOV-2004 23:52:19	Dark	39.500	124	The Car	2.7640	30000.	79	14399	No
506	GOM_NL__2PRFIN20041130_235659_000000562032_00317_14399_6654.N1	30-NOV-2004 23:56:59	Dark	55.500	41	Eps Car	1.8600	4100.0	111	14399	No
507	GOM_NL__2PRFIN20041130_235900_000000522032_00317_14399_6655.N1	30-NOV-2004 23:59:00	Dark	51.500	34	Gam2Vel	1.7930	23000.	103	14399	No

3. Quality information per product

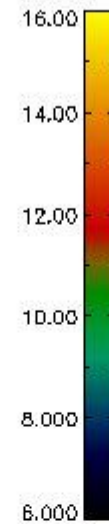
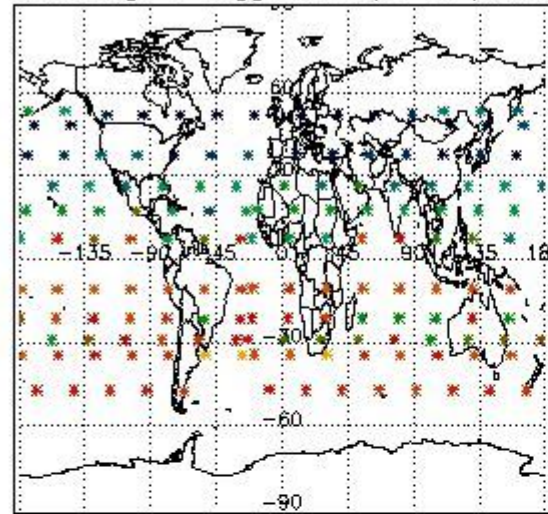
In this section it is plotted some information contained in the Quality Summary data set of the level 2 products. Only products in dark limb conditions and without errors (error flag in the MPH set to "0") are used.

3.1 Plot quality information per product (time dependant)

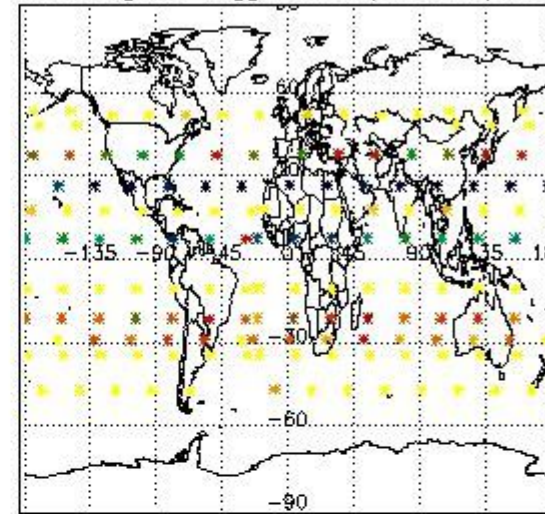


3.2 Plot quality information per product (world map)


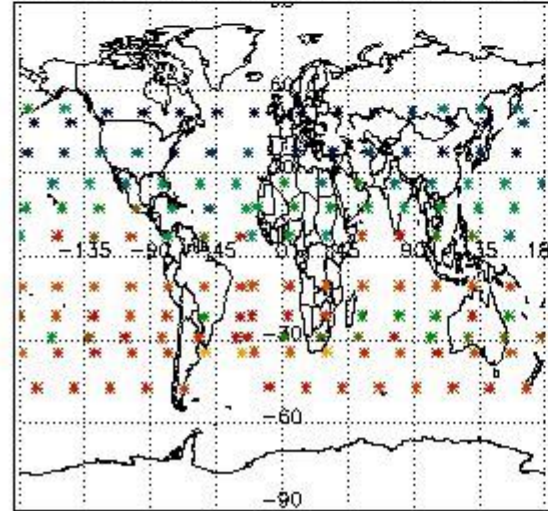
Percentage of flagged data per O3 profile



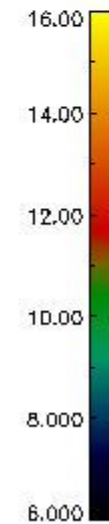
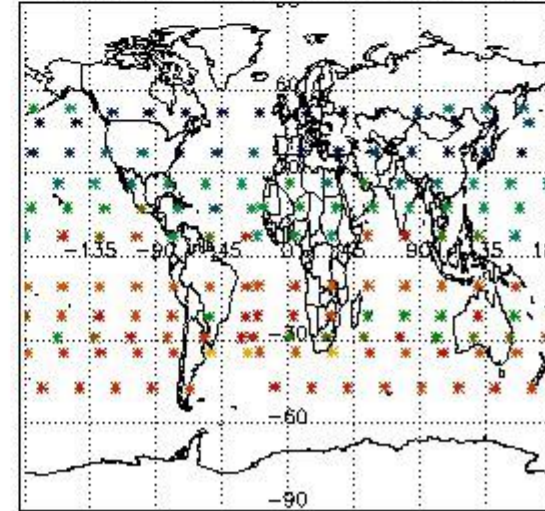
Percentage of flagged data per H2O profile



Percentage of flagged data per NO2 profile



Percentage of flagged data per NO3 profile

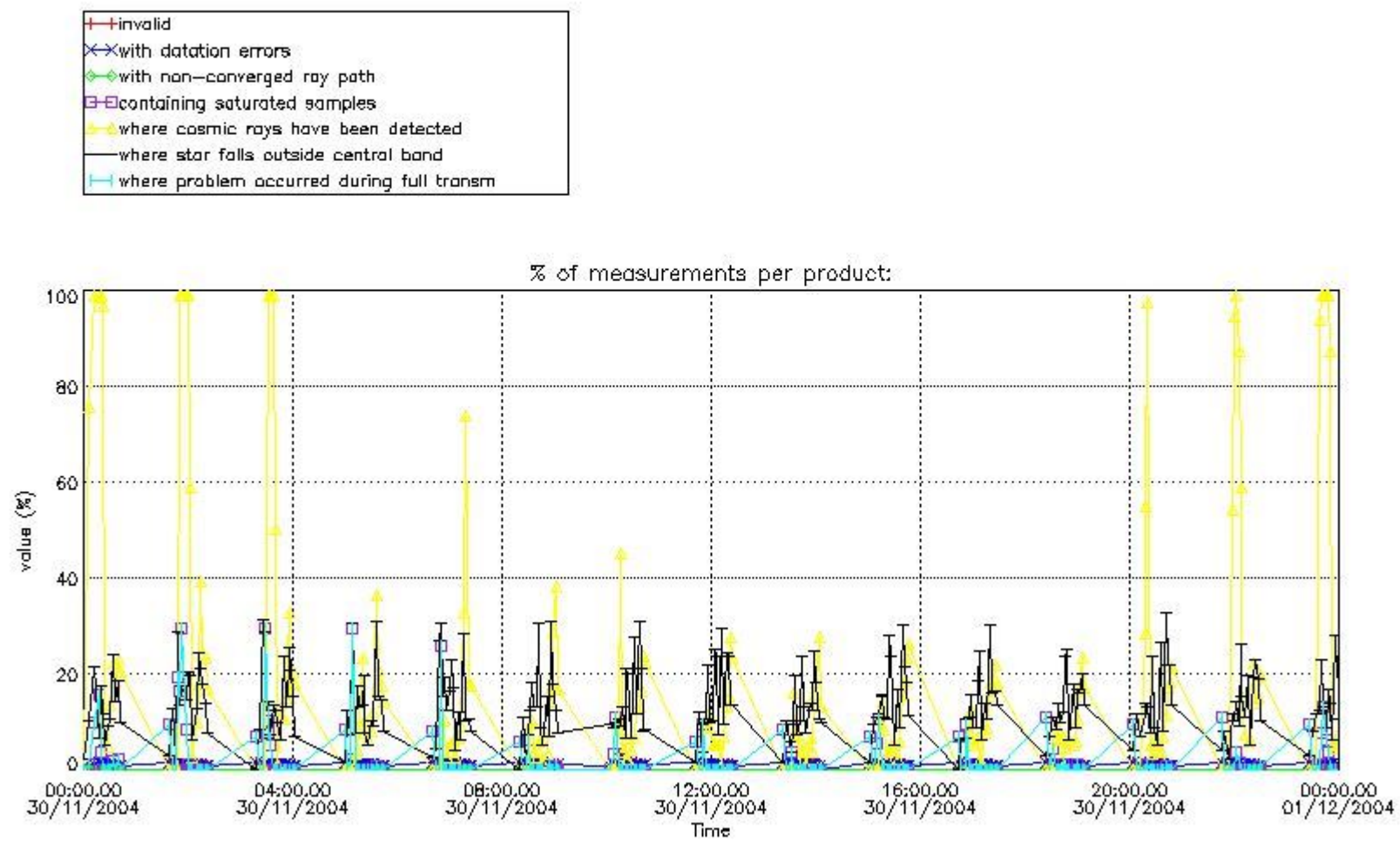


4. Level 1 quality information per product

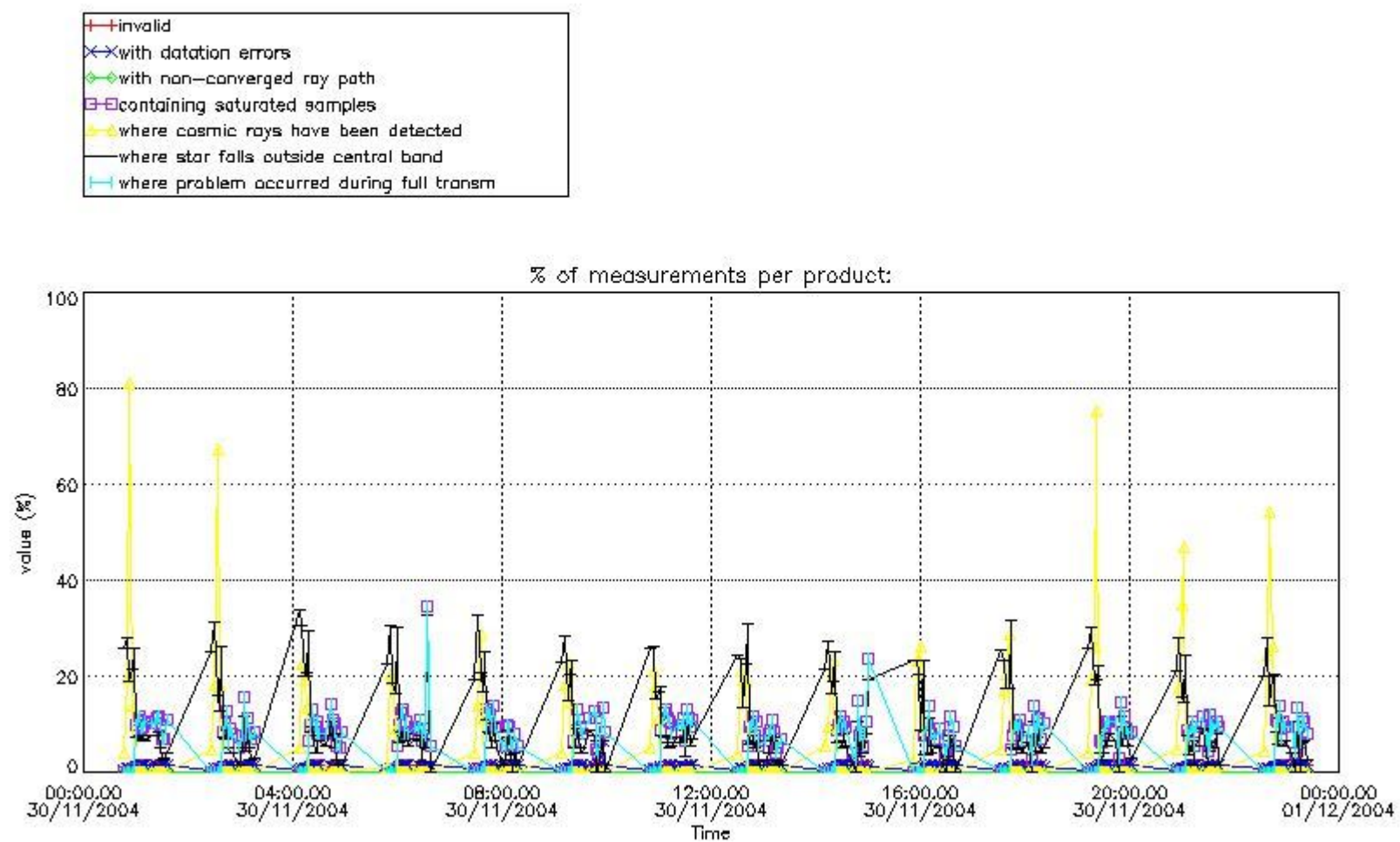
In this section it is plotted some information contained in the Quality Summary data set of the level 2 products that comes from the level 1b processing. Products without errors (error flag in the MPH set to "0") are used.

4.1 Plot quality information per product (time dependant) coming from level 1b processing

4.1.1 Plot level 1 quality information per product (time dependant): ENVISAT ASCENDING passes



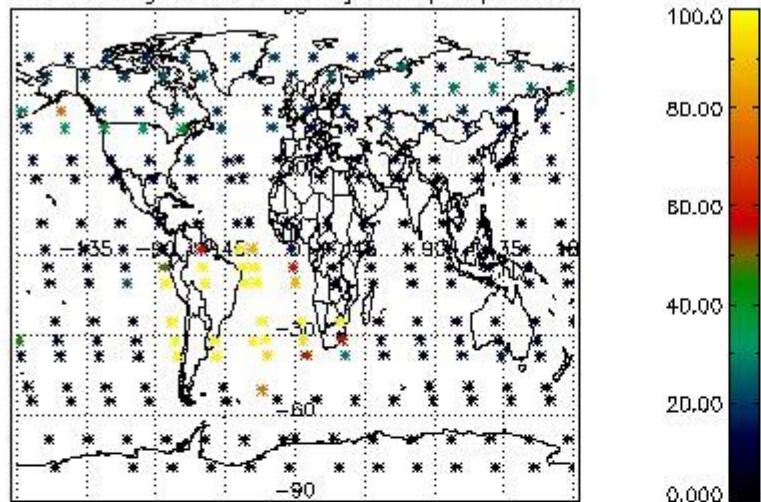
4.1.2 Plot level 1 quality information per product (time dependant): ENVI SAT DESCENDING passes



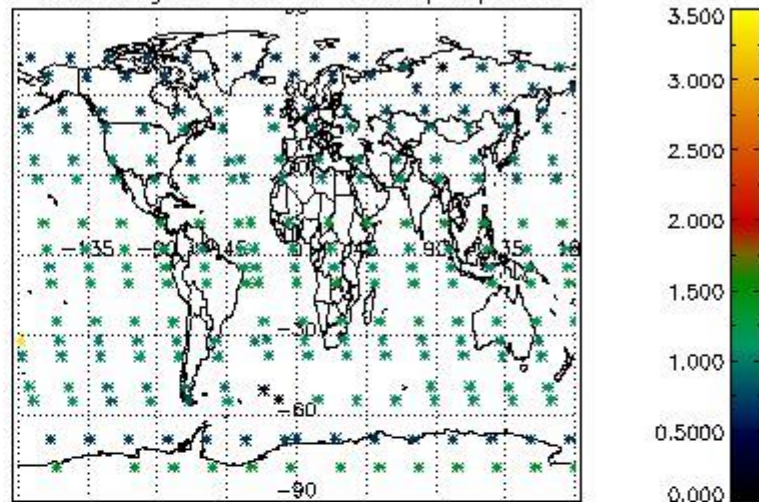
4.2 Plot quality information per product coming from level 1b processing (world map)

4.2.1 Plot level 1 quality information per product (world map): ENVISAT ASCENDING passes

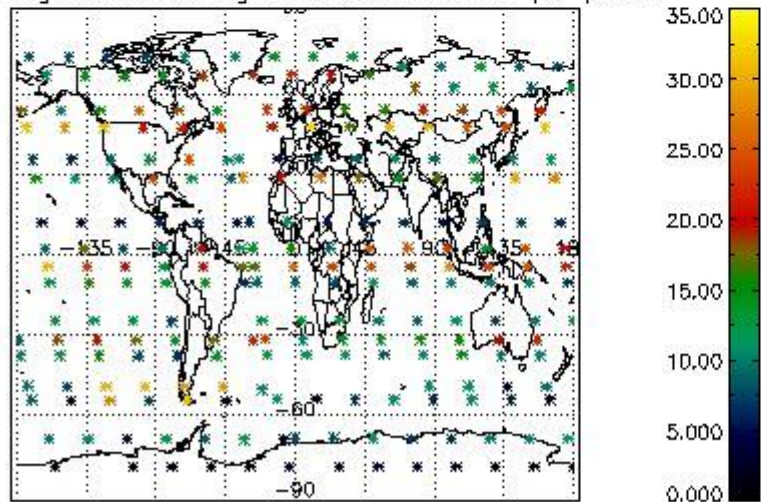
Percentage of cosmic ray hits per profile



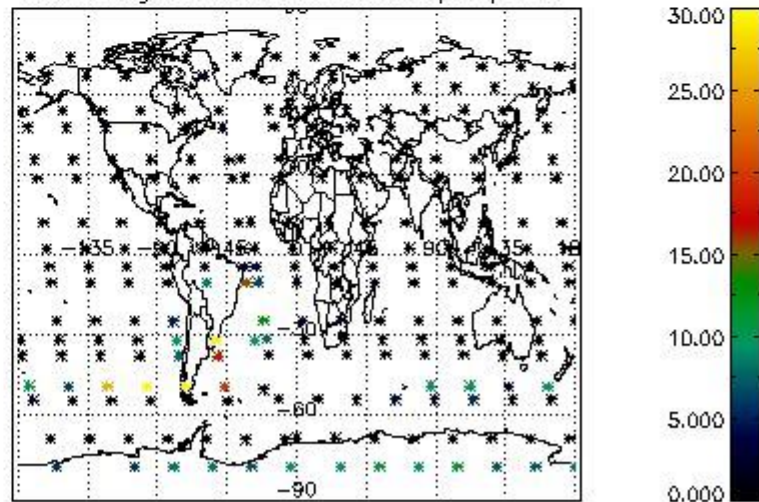
Percentage of datation errors per profile



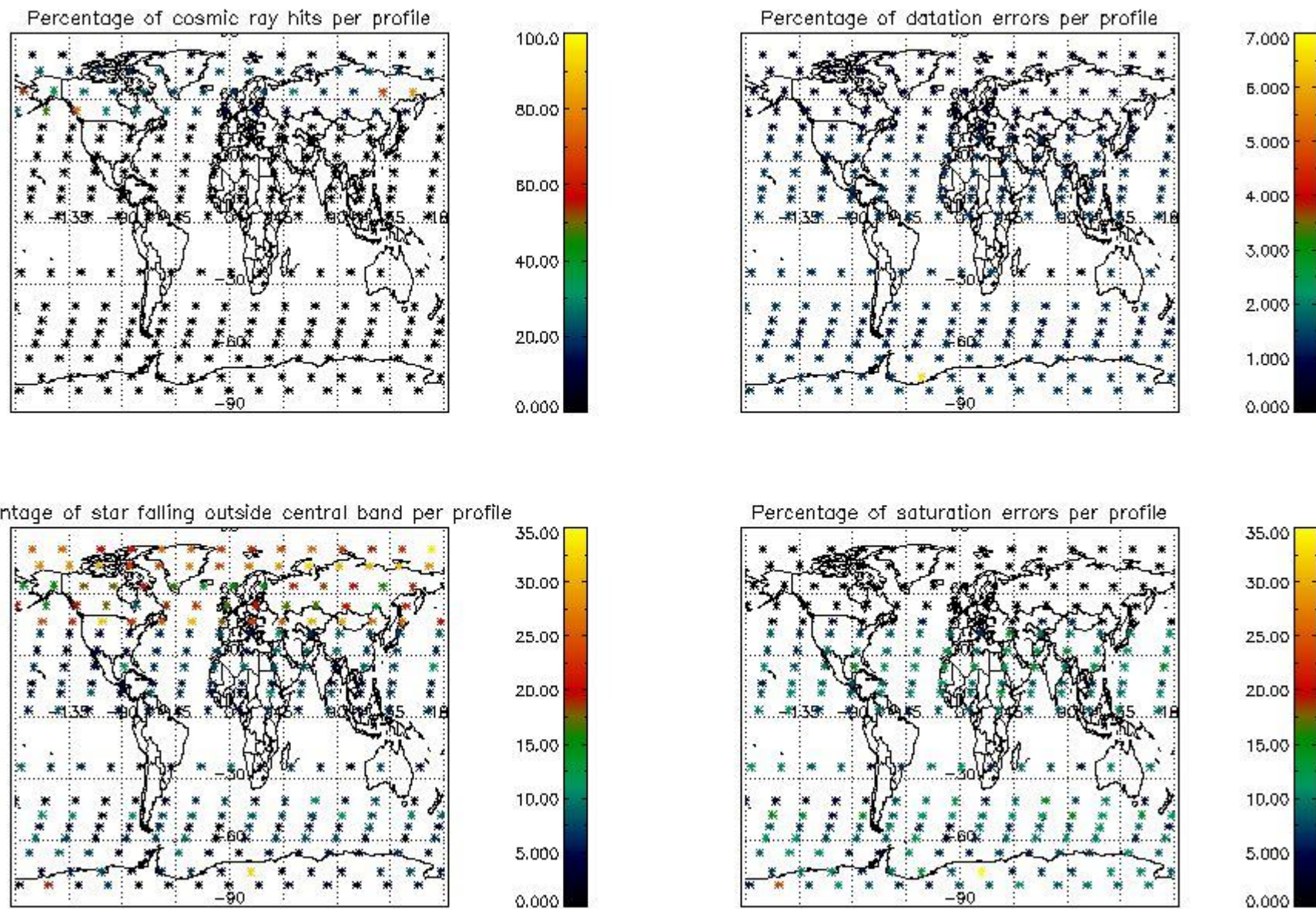
Percentage of star falling outside central band per profile



Percentage of saturation errors per profile



4.2.2 Plot level 1 quality information per product (world map): ENVISAT DESCENDING passes



5. Trace gas profiles

5.1 Ozone statistics based on quality of products

The final quality of the products can be "measured" using the STD (Standard Deviation) attached to every point profile. This information is written to the parameter GOM_NL__2P/NL_LOCAL_SPECIES_DENSITY/o3_std of the level 2 products. The table below shows the statistics for given STD ranges.

The statistics are given with respect to the overall valid production:

- Products without fatal errors: GOM_NL__2P/MPH/PRODUCT_ERR=0
- Valid point profile: GOM_NL__2P/NL_LOCAL_SPECIES_DENSITY/pcd(0)=0

The 'Criteria' is applied to valid points of dark limb products:

- Products in dark limb illumination condition: GOM_NL__2P/NL_SUMMARY_QUALITY/obs_ill_cond=0
- Products without fatal errors: GOM_NL__2P/MPH/PRODUCT_ERR=0
- Valid point profile: GOM_NL__2P/NL_LOCAL_SPECIES_DENSITY/pcd(0)=0

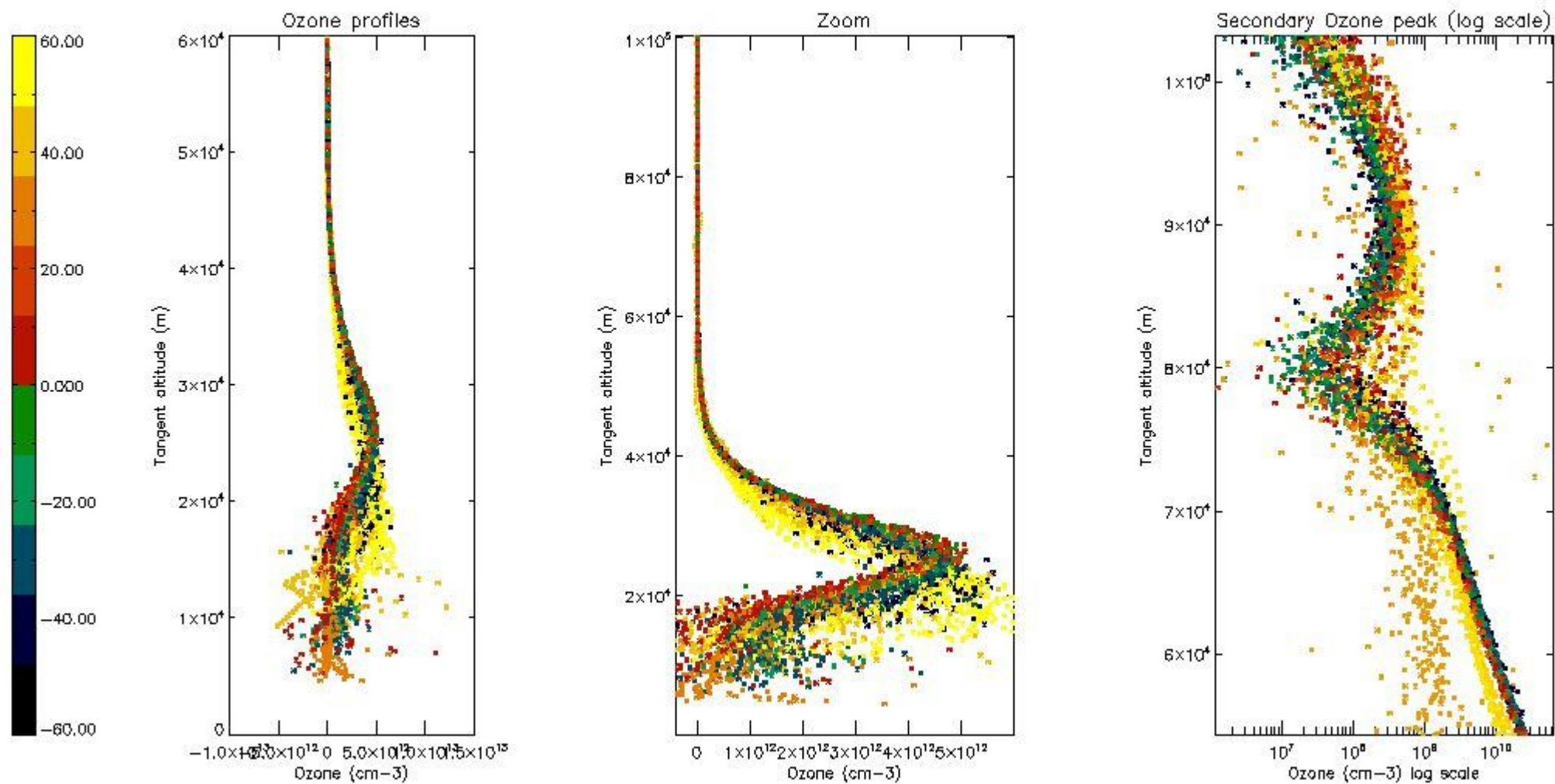
So, the table below shows the percentage of dark limb and valid observations for each criteria with respect to the overall valid daily observations.

Criteria	% of total production
All STD	30
STD < 20	19

STD < 10	16
STD < 5	12

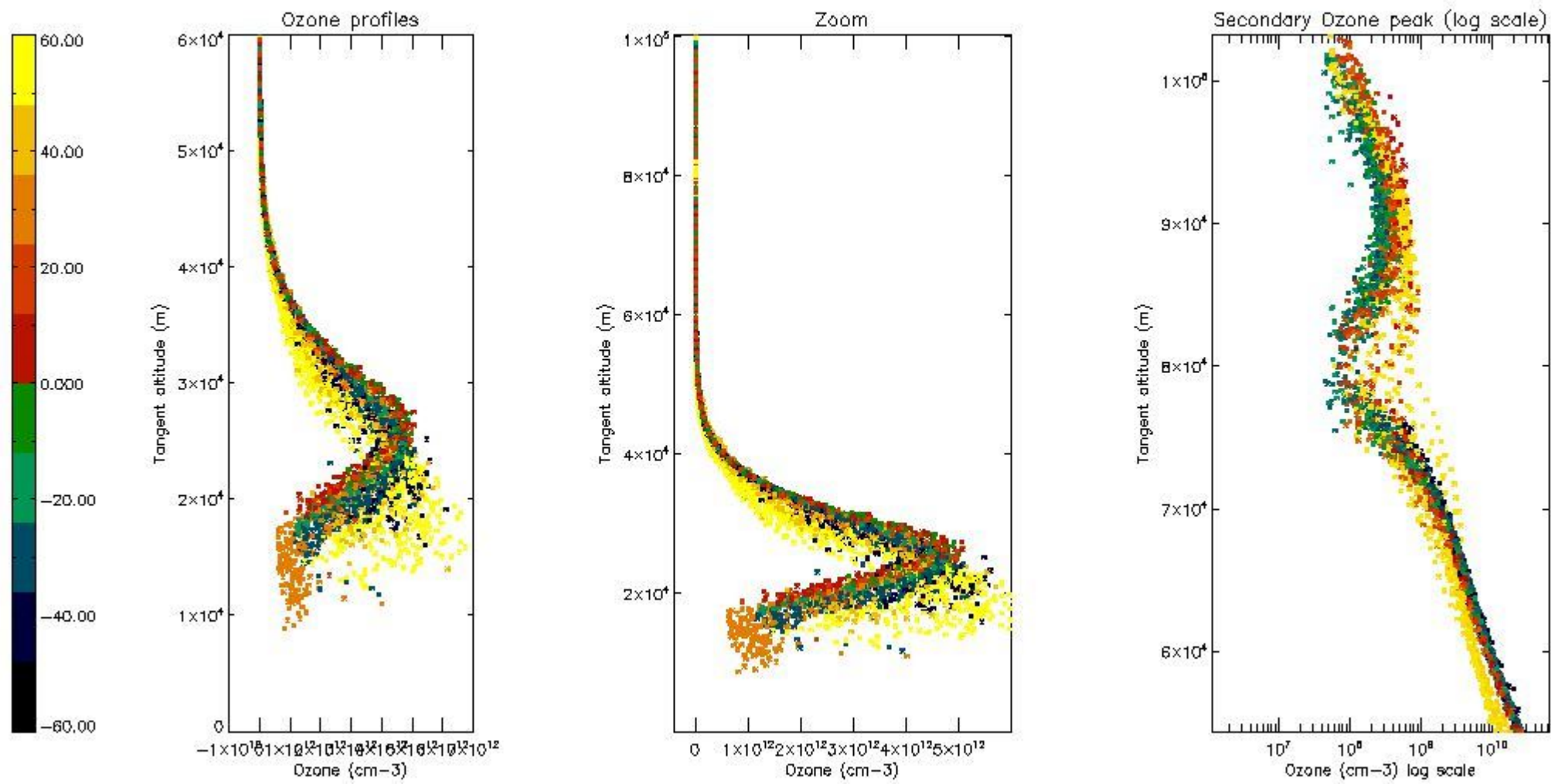
5.2 Plot ozone profiles for all STD (dark without errors)

The colorbar represents the latitude.



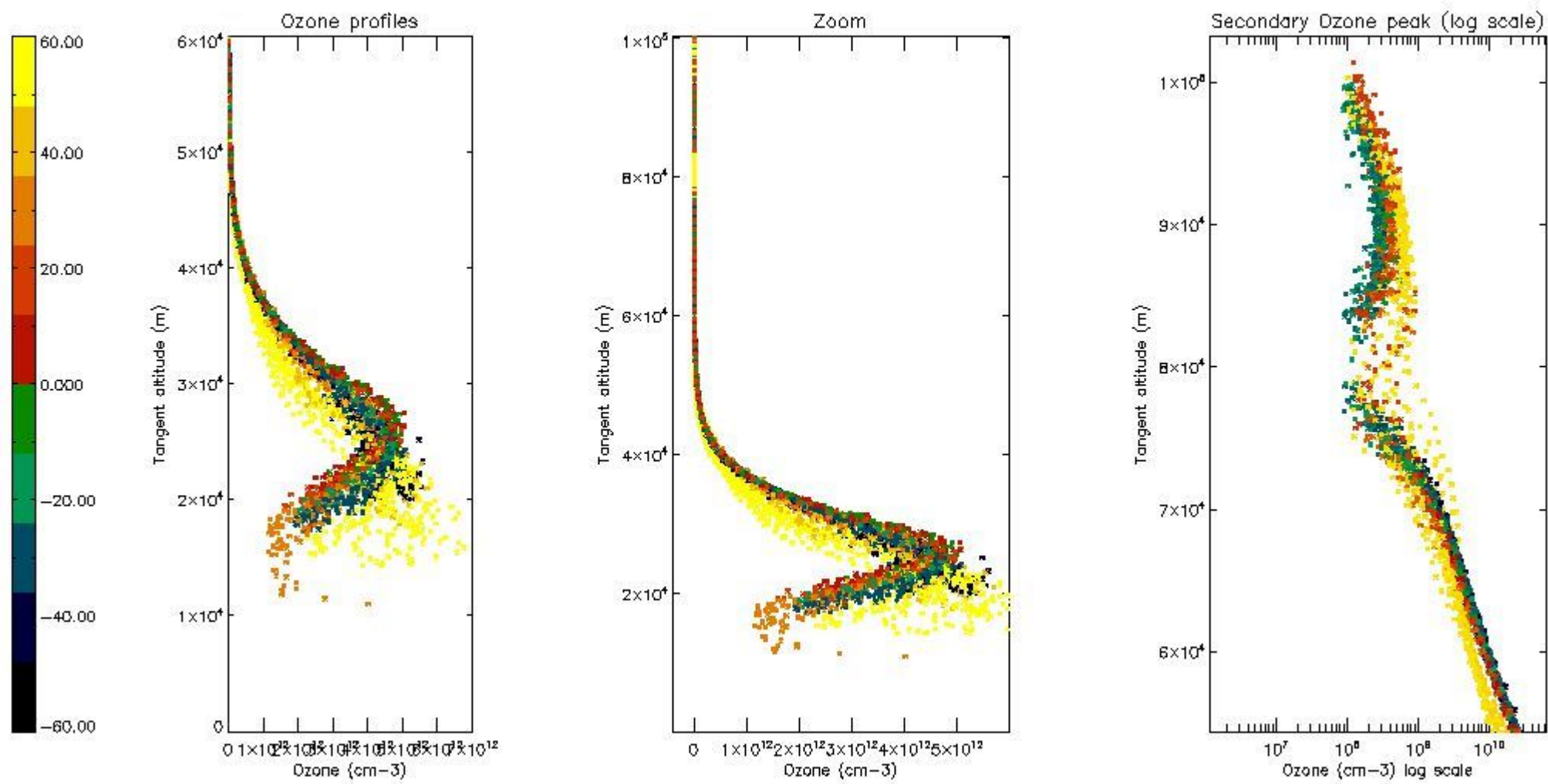
5.3 Plot ozone profiles where STD < 20% (dark without errors)

The colorbar represents the latitude.



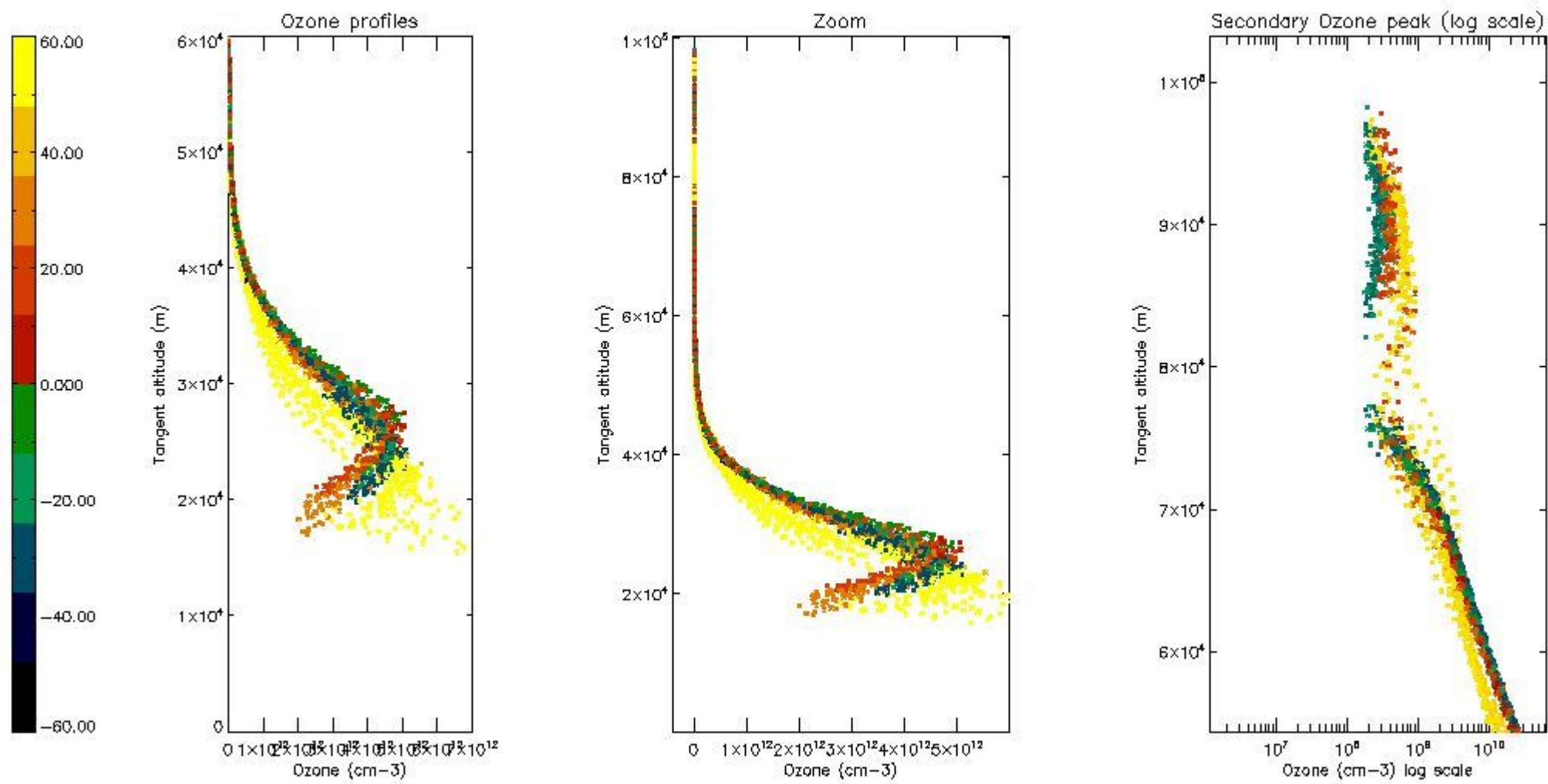
5.4 Plot ozone profiles where STD < 10% (dark without errors)

The colorbar represents the latitude.



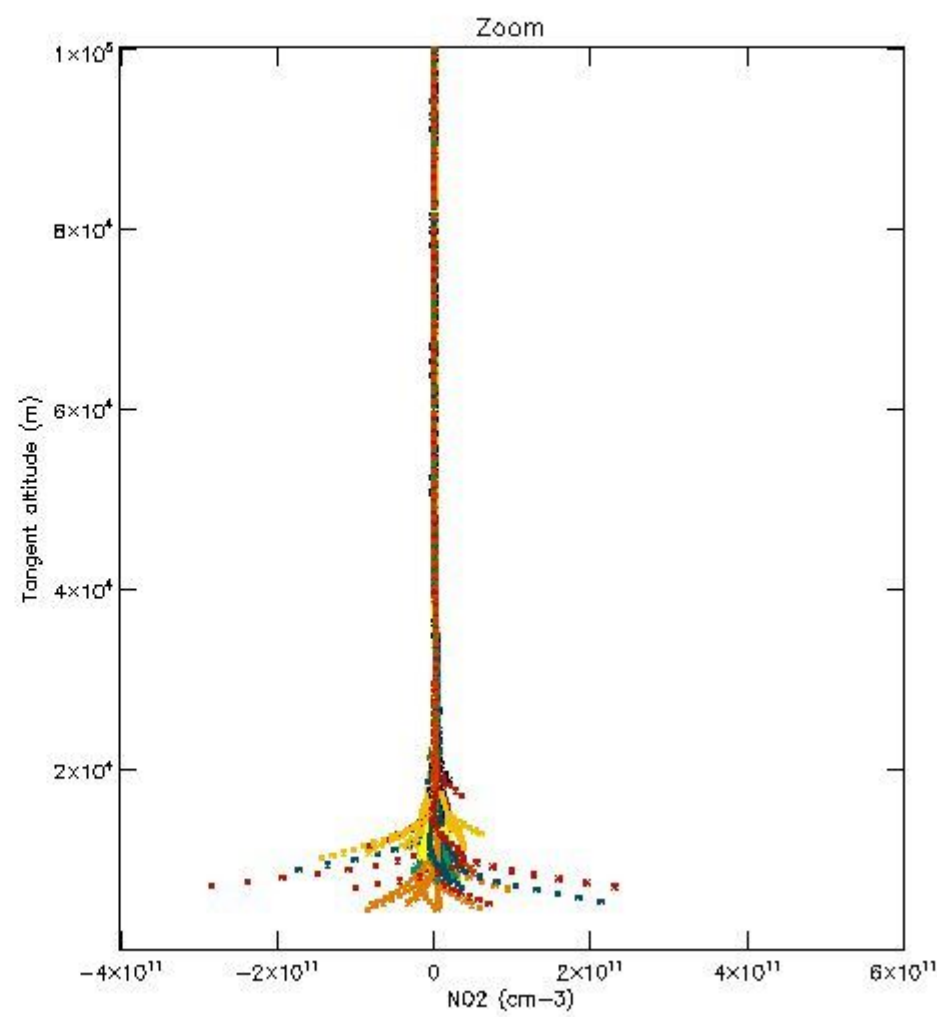
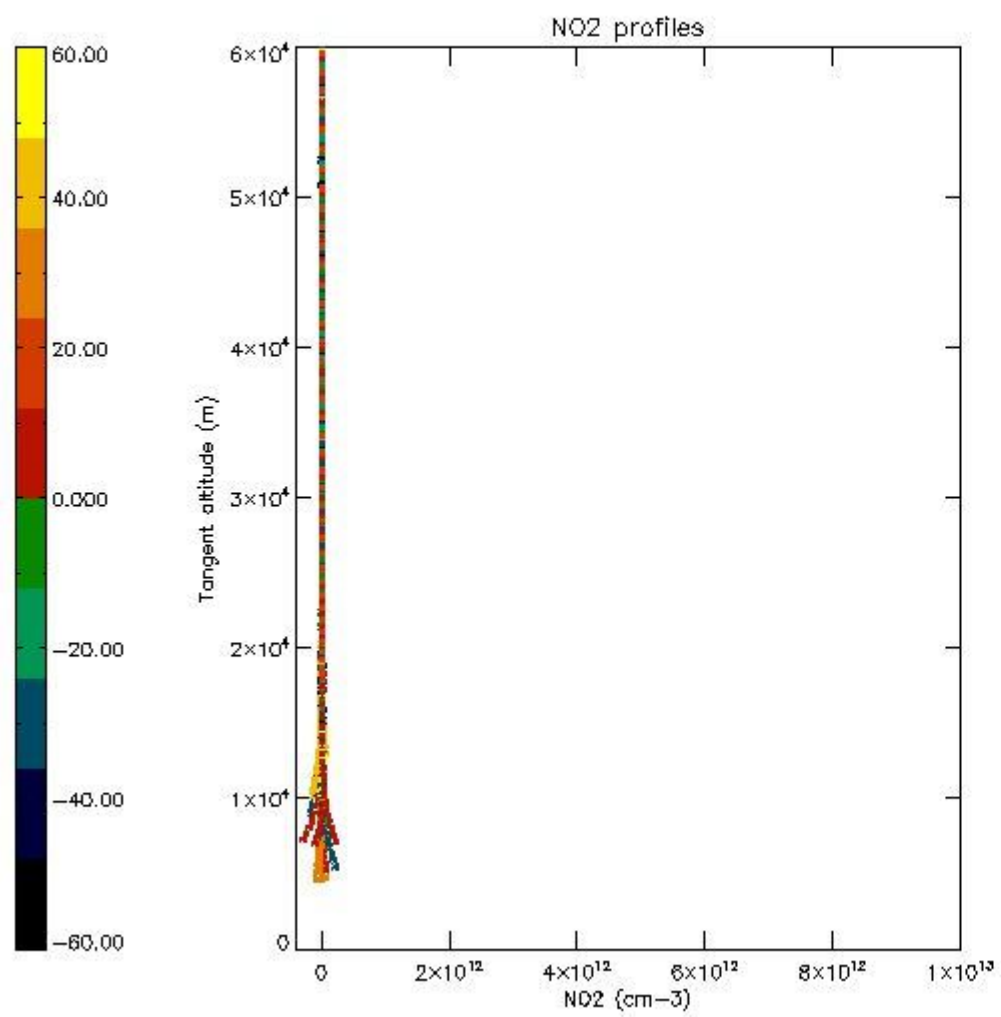
5.5 Plot ozone profiles where STD < 5% (dark without errors)

The colorbar represents the latitude.



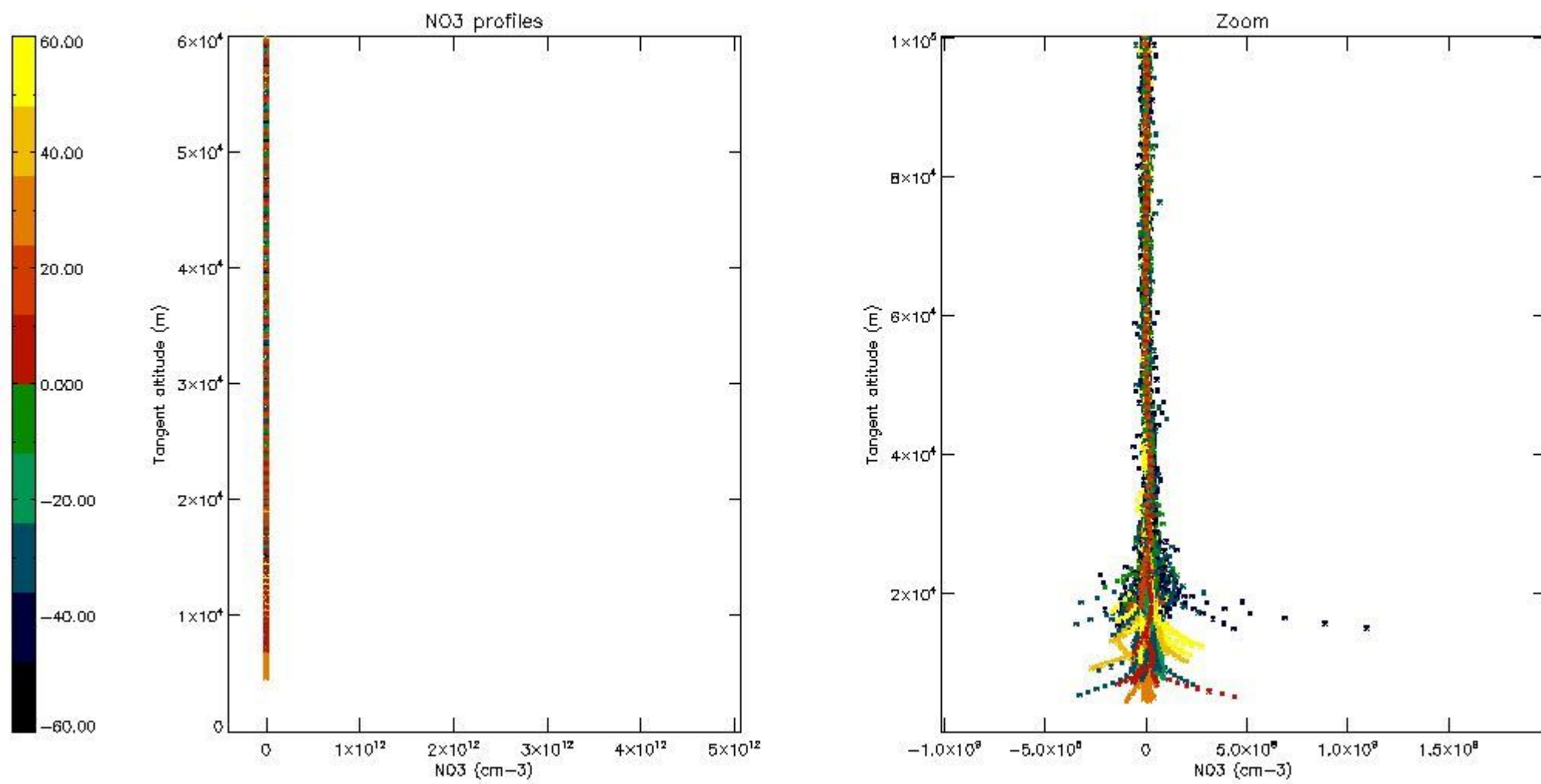
5.6 Plot NO₂ profiles for all STD (dark without errors)

The colorbar represents the latitude.



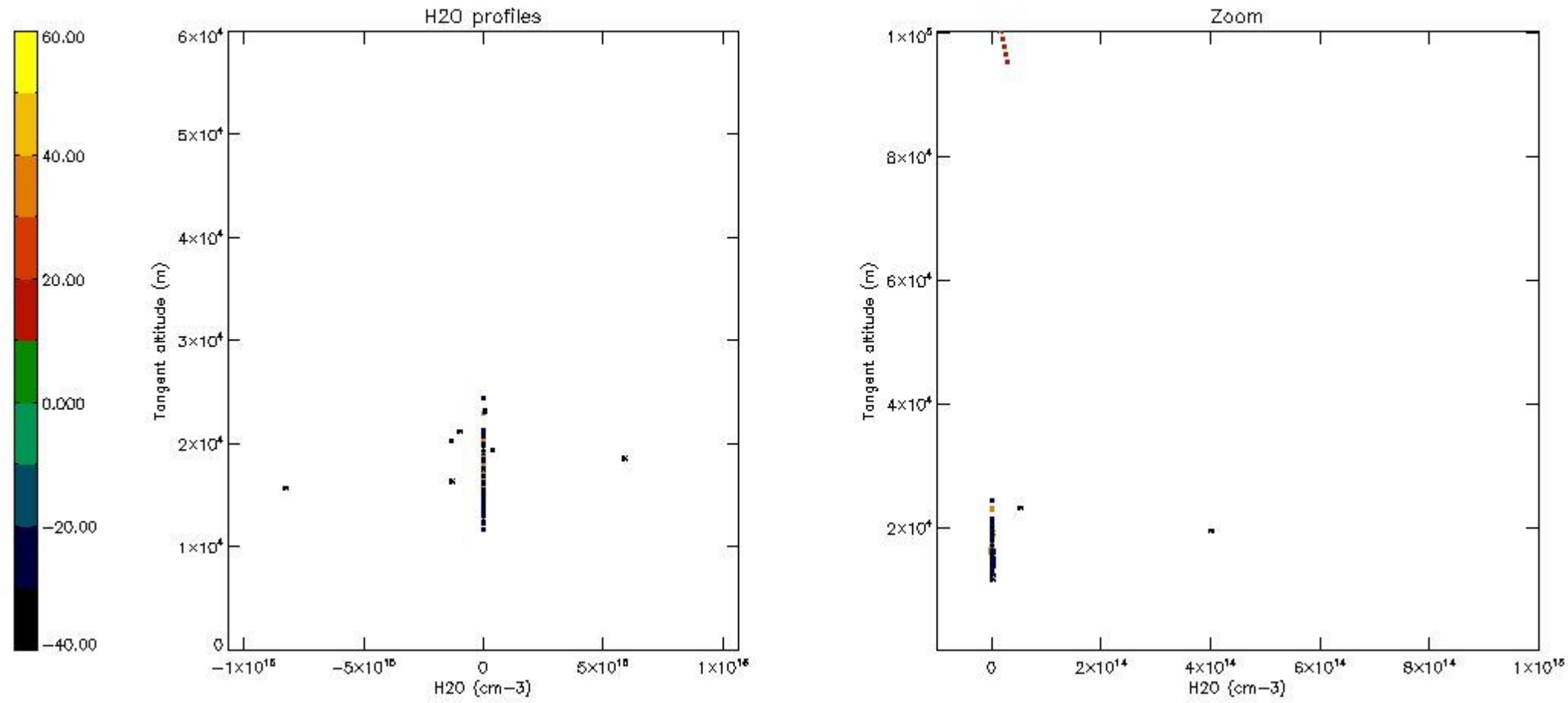
5.7 Plot NO3 profiles for all STD (dark without errors)

The colorbar represents the latitude.



5.8 Plot H₂O profiles for all STD (only for occultations of stars 1,2,3,4,13,14,16,26,63 dark without errors)

The colorbar represents the latitude.



6. Auxiliary Data Files used for the production reported in section 2

The number reported in the third column indicates since which file (see list in section 2) the corresponding auxiliary file has been used. The fourth column is the date of those product files.

Type	Auxiliary Filename	Used since product	Used since product date
INST_PHYS_CHARACTERISTICS	GOM_INS_AXVIEC20091111_143220_20030716_120000_20500101_000000	1	30-NOV-2004 00:00:47
LEVEL-2_PROC_CONFIG	GOM_PR2_AXVIEC20091111_152718_20020301_000000_20500101_000000	1	30-NOV-2004 00:00:47
CROSS_SECTIONS_FILE	GOM_CRS_AXVIEC20091111_154832_20020301_000000_20500101_000000	1	30-NOV-2004 00:00:47

GOMOS Level 2 Daily Report

SUMMARY

[1. General Info](#)

[2. Summary of processed GOM_NL_2P products](#)

[3. Level 2 Quality information per product](#)

[3.1 Plot of level 2 quality information per product \(time dependant\)](#)

[3.2 Plot of level 2 quality information per product \(world map\)](#)

[4. Level 1 Quality information per product \(stored on level 2 products\)](#)

[4.1 Plot of level 1 quality information per product \(time dependant\)](#)

[4.1.1 Plot of level 1 quality information per product \(time dependant\): ASCENDING](#)

[4.1.2 Plot of level 1 quality information per product \(time dependant\): DESCENDING](#)

[4.2 Plot of level 1 quality information per product \(world map\)](#)

[4.2.1 Plot of level 1 quality information per product \(world map\): ASCENDING](#)

[4.2.2 Plot of level 1 quality information per product \(world map\): DESCENDING](#)

[5. Ozone profiles based on quality statistics and other trace gas profiles](#)

[5.1 Ozone statistics based on quality of products](#)

[5.2 Plot ozone profiles for all STD \(dark without errors\)](#)

[5.3 Plot ozone profiles where STD < 20% \(dark without errors\)](#)

[5.4. Plot ozone profiles where STD < 10% \(dark without errors\)](#)

[5.5. Plot ozone profiles where STD < 5% \(dark without errors\)](#)

[5.6 Plot NO2 profiles for all STD \(dark without errors\)](#)

[5.7 Plot NO3 profiles for all STD \(dark without errors\)](#)

[5.8 Plot H2O profiles \(only for occultations of stars 1,2,3,4,13,14,16,26,63 dark without errors\) for all STD](#)

[6. Auxiliary Data Files used for the production reported in section 2](#)

This report presents the daily analysis on parameters extracted from GOMOS level 2 data (GOM_NL__2P). It is intended to monitor some important parameters that will impact the quality of these products. A list of level 2 products (and content) that have arrived during the reporting day to the PCF is also given.

Item	Value
Time of report generation	22APR2013 09:04:16
Data source version	GOMOS/6.01
Start time of products	30-11-2004 (30NOV2004 00:00:00)
Stop time of products	01-12-2004 (01DEC2004 00:00:00)
Store outputs in DB	Yes
Nb of level 2 prods	507
Nb of prods with errors	0

2. Summary of processed GOM_NL__2P products.

Nr	Filename	UTC Start time	Limb	Duration	Star Id	Star Name	Star Mag	Star Temp	Nb Meas	Orbit	Prod. error
1	GOM_NL__2PRFIN20041130_000047_000000682032_00302_14384_6645.N1	30-NOV-2004 00:00:47	Bright	68.000	96	68Del Leo	2.5600	9300.0	136	14384	No
2	GOM_NL__2PRFIN20041130_000619_000002552032_00302_14384_6646.N1	30-NOV-2004 00:06:19	Straylight	255.00	51	41Gam1Leo	2.0100	4500.0	510	14384	No
3	GOM_NL__2PRFIN20041130_001129_000000522032_00302_14384_6647.N1	30-NOV-2004 00:11:29	Twilight	51.500	106	9Bet Crv	2.6480	5600.0	103	14384	No
4	GOM_NL__2PRFIN20041130_001735_000000392032_00302_14384_6648.N1	30-NOV-2004 00:17:35	Dark	38.500	77	Eps Cen	2.3030	28000.	77	14384	No
5	GOM_NL__2PRFIN20041130_001914_000000432032_00302_14384_6649.N1	30-NOV-2004 00:19:14	Dark	43.000	10	Bet Cen	0.61000	28000.	86	14384	No
6	GOM_NL__2PRFIN20041130_002106_000000442032_00303_14385_6819.N1	30-NOV-2004 00:21:06	Dark	43.500	12	Alp1Cru	0.77500	30000.	87	14385	No
7	GOM_NL__2PRFIN20041130_002349_000000412032_00303_14385_6820.N1	30-NOV-2004 00:23:49	Dark	40.500	124	The Car	2.7640	30000.	81	14385	No
8	GOM_NL__2PRFIN20041130_002827_000000442032_00303_14385_6821.N1	30-NOV-2004 00:28:27	Dark	44.000	41	Eps Car	1.8600	4100.0	88	14385	No
9	GOM_NL__2PRFIN20041130_003025_000000522032_00303_14385_6822.N1	30-NOV-2004 00:30:25	Dark	52.000	34	Gam2Vel	1.7930	23000.	104	14385	No
10	GOM_NL__2PRFIN20041130_003350_000000542032_00303_14385_6823.N1	30-NOV-2004 00:33:50	Dark	54.000	2	Alp Car	-0.73600	7000.0	108	14385	No
11	GOM_NL__2PRFIN20041130_003539_000000612032_00303_14385_6824.N1	30-NOV-2004 00:35:39	Dark	60.500	117	Pi Pup	2.7060	3800.0	121	14385	No
12	GOM_NL__2PRFIN20041130_003929_000000732032_00303_14385_6825.N1	30-NOV-2004 00:39:29	Dark	72.500	23	21Eps CMa	1.5020	26000.	145	14385	No
13	GOM_NL__2PRFIN20041130_004139_000000762032_00303_14385_6826.N1	30-NOV-2004 00:41:39	Straylight	75.500	179	24Omi2CMa	3.0320	24000.	151	14385	No
14	GOM_NL__2PRFIN20041130_004559_000000992032_00303_14385_6827.N1	30-NOV-2004 00:45:59	Straylight	99.000	1	9Alp CMa	-1.4400	11000.	198	14385	No
15	GOM_NL__2PRFIN20041130_004942_000000662032_00303_14385_6828.N1	30-NOV-2004 00:49:42	Straylight	66.000	7	19Bet Ori	0.10000	14000.	132	14385	No
16	GOM_NL__2PRFIN20041130_005247_000000692032_00303_14385_6829.N1	30-NOV-2004 00:52:47	Tw_and_stray	68.500	30	46Eps Ori	1.6940	30000.	137	14385	No
17	GOM_NL__2PRFIN20041130_005531_000000682032_00303_14385_6830.N1	30-NOV-2004 00:55:31	Tw_and_stray	68.000	27	24Gam Ori	1.6360	26000.	136	14385	No
18	GOM_NL__2PRFIN20041130_005745_000000592032_00303_14385_6831.N1	30-NOV-2004 00:57:45	Bright	58.500	13	87Alp Tau	0.86700	3800.0	117	14385	No
19	GOM_NL__2PRFIN20041130_005919_000000412032_00303_14385_6832.N1	30-NOV-2004 00:59:19	Bright	41.000	146	25Eta Tau	2.8730	15200.	82	14385	No
20	GOM_NL__2PRFIN20041130_010141_000000422032_00303_14385_6833.N1	30-NOV-2004 01:01:41	Bright	41.500	150	44Zet Per	2.8900	28000.	83	14385	No
21	GOM_NL__2PRFIN20041130_010354_000000392032_00303_14385_6834.N1	30-NOV-2004 01:03:54	Bright	39.000	79	26Bet Per	2.3100	13100.	78	14385	No
22	GOM_NL__2PRFIN20041130_010609_000000392032_00303_14385_6835.N1	30-NOV-2004 01:06:09	Bright	38.500	175	39Del Per	3.0100	19400.	77	14385	No
23	GOM_NL__2PRFIN20041130_010728_000000372032_00303_14385_6836.N1	30-NOV-2004 01:07:28	Bright	37.000	160	23Gam Per	2.9300	4700.0	74	14385	No
24	GOM_NL__2PRFIN20041130_010945_000000382032_00303_14385_6837.N1	30-NOV-2004 01:09:45	Bright	38.000	110	37Del Cas	2.6780	8900.0	76	14385	No
25	GOM_NL__2PRFIN20041130_011730_000000392032_00303_14385_6838.N1	30-NOV-2004 01:17:30	Bright	39.000	49	1Alp UMi	1.9900	6300.0	78	14385	No
26	GOM_NL__2PRFIN20041130_012209_000000392032_00303_14385_6839.N1	30-NOV-2004 01:22:09	Bright	39.000	60	7Bet UMi	2.0810	3950.0	78	14385	No
27	GOM_NL__2PRFIN20041130_012414_000000452032_00303_14385_6840.N1	30-NOV-2004 01:24:14	Bright	45.000	36	50Alp UMa	1.8000	6300.0	90	14385	No
28	GOM_NL__2PRFIN20041130_012550_000000482032_00303_14385_6841.N1	30-NOV-2004 01:25:50	Bright	48.000	82	48Bet UMa	2.3650	10600.	96	14385	No
29	GOM_NL__2PRFIN20041130_012724_000000412032_00303_14385_6842.N1	30-NOV-2004 01:27:24	Bright	40.500	32	77Eps UMa	1.7630	11000.	81	14385	No
30	GOM_NL__2PRFIN20041130_012928_000000372032_00303_14385_6843.N1	30-NOV-2004 01:29:28	Bright	37.000	39	85Eta UMa	1.8540	24000.	74	14385	No
31	GOM_NL__2PRFIN20041130_013220_000000372032_00303_14385_6844.N1	30-NOV-2004 01:32:20	Bright	36.500	180	27Gam Boo	3.0400	8000.0	73	14385	No
32	GOM_NL__2PRFIN20041130_013521_000000372032_00303_14385_6845.N1	30-NOV-2004 01:35:21	Bright	37.000	83		2.3780	11000.	74	14385	No
33	GOM_NL__2PRFIN20041130_013752_000000372032_00303_14385_6846.N1	30-NOV-2004 01:37:52	Bright	36.500	3	16Alp Boo	-0.050000	4250.0	73	14385	No
34	GOM_NL__2PRFIN20041130_014124_000000752032_00303_14385_6847.N1	30-NOV-2004 01:41:24	Bright	75.000	96	68Del Leo	2.5600	9300.0	150	14385	No
35	GOM_NL__2PRFIN20041130_014543_000000442032_00303_14385_6848.N1	30-NOV-2004 01:45:43	Bright	43.500	121	29Gam Vir	2.7400	7200.0	87	14385	No
36	GOM_NL__2PRFIN20041130_014711_000000542032_00303_14385_6849.N1	30-NOV-2004 01:47:11	Bright	54.000	15	67Alp Vir	0.97600	28000.	108	14385	No
37	GOM_NL__2PRFIN20041130_015027_000000492032_00303_14385_6850.N1	30-NOV-2004 01:50:27	Tw_and_stray	48.500	163	7Del Crv	2.9450	11000.	97	14385	No
38	GOM_NL__2PRFIN20041130_015205_000000492032_00303_14385_6851.N1	30-NOV-2004 01:52:05	Twilight	49.000	106	9Bet Crv	2.6480	5600.0	98	14385	No
39	GOM_NL__2PRFIN20041130_015811_000000422032_00303_14385_6852.N1	30-NOV-2004 01:58:11	Dark	41.500	77	Eps Cen	2.3030	28000.	83	14385	No
40	GOM_NL__2PRFIN20041130_015950_000000452032_00303_14385_6853.N1	30-NOV-2004 01:59:50	Dark	44.500	10	Bet Cen	0.61000	28000.	89	14385	No
41	GOM_NL__2PRFIN20041130_020142_000000492032_00304_14386_6619.N1	30-NOV-2004 02:01:42	Dark	48.500	12	Alp1Cru	0.77500	30000.	97	14386	No
42	GOM_NL__2PRFIN20041130_020426_000000402032_00304_14386_6620.N1	30-NOV-2004 02:04:26	Dark	39.500	124	The Car	2.7640	30000.	79	14386	No

43	GOM_NL__2PRFIN20041130_020904_000000472032_00304_14386_6621.N1	30-NOV-2004 02:09:04	Dark	46.500	41	Eps Car	1.8600	4100.0	93	14386	No
44	GOM_NL__2PRFIN20041130_021102_000000622032_00304_14386_6622.N1	30-NOV-2004 02:11:02	Dark	61.500	34	Gam2Vel	1.7930	23000.	123	14386	No
45	GOM_NL__2PRFIN20041130_021426_000000522032_00304_14386_6623.N1	30-NOV-2004 02:14:26	Dark	52.000	2	Alp Car	-0.73600	7000.0	104	14386	No
46	GOM_NL__2PRFIN20041130_021616_000000642032_00304_14386_6624.N1	30-NOV-2004 02:16:16	Dark	64.000	117	Pi Pup	2.7060	3800.0	128	14386	No
47	GOM_NL__2PRFIN20041130_022006_000000692032_00304_14386_6625.N1	30-NOV-2004 02:20:06	Dark	68.500	23	21Eps CMa	1.5020	26000.	137	14386	No
48	GOM_NL__2PRFIN20041130_022216_000000732032_00304_14386_6626.N1	30-NOV-2004 02:22:16	Straylight	72.500	179	24Omi2CMa	3.0320	24000.	145	14386	No
49	GOM_NL__2PRFIN20041130_022635_000000982032_00304_14386_6627.N1	30-NOV-2004 02:26:35	Straylight	98.000	1	9Alp CMa	-1.4400	11000.	196	14386	No
50	GOM_NL__2PRFIN20041130_023017_000000692032_00304_14386_6628.N1	30-NOV-2004 02:30:17	Straylight	69.000	7	19Bet Ori	0.10000	14000.	138	14386	No
51	GOM_NL__2PRFIN20041130_023322_000000662032_00304_14386_6629.N1	30-NOV-2004 02:33:22	Twilight	65.500	30	46Eps Ori	1.6940	30000.	131	14386	No
52	GOM_NL__2PRFIN20041130_023606_000000622032_00304_14386_6630.N1	30-NOV-2004 02:36:06	Twilight	62.000	27	24Gam Ori	1.6360	26000.	124	14386	No
53	GOM_NL__2PRFIN20041130_023820_000000592032_00304_14386_6631.N1	30-NOV-2004 02:38:20	Bright	59.000	13	87Alp Tau	0.86700	3800.0	118	14386	No
54	GOM_NL__2PRFIN20041130_023954_000000412032_00304_14386_6632.N1	30-NOV-2004 02:39:54	Bright	41.000	146	25Eta Tau	2.8730	15200.	82	14386	No
55	GOM_NL__2PRFIN20041130_024215_000000442032_00304_14386_6633.N1	30-NOV-2004 02:42:15	Bright	43.500	150	44Zet Per	2.8900	28000.	87	14386	No
56	GOM_NL__2PRFIN20041130_024430_000000402032_00304_14386_6634.N1	30-NOV-2004 02:44:30	Bright	39.500	79	26Bet Per	2.3100	13100.	79	14386	No
57	GOM_NL__2PRFIN20041130_024642_000000412032_00304_14386_6635.N1	30-NOV-2004 02:46:42	Bright	40.500	175	39Del Per	3.0100	19400.	81	14386	No
58	GOM_NL__2PRFIN20041130_024803_000000382032_00304_14386_6636.N1	30-NOV-2004 02:48:03	Bright	38.000	160	23Gam Per	2.9300	4700.0	76	14386	No
59	GOM_NL__2PRFIN20041130_025021_000000372032_00304_14386_6637.N1	30-NOV-2004 02:50:21	Bright	37.000	110	37Del Cas	2.6780	8900.0	74	14386	No
60	GOM_NL__2PRFIN20041130_025804_000000382032_00304_14386_6638.N1	30-NOV-2004 02:58:04	Bright	38.000	49	1Alp UMi	1.9900	6300.0	76	14386	No
61	GOM_NL__2PRFIN20041130_030244_000000402032_00304_14386_6639.N1	30-NOV-2004 03:02:44	Bright	40.000	60	7Bet UMi	2.0810	3950.0	80	14386	No
62	GOM_NL__2PRFIN20041130_030449_000000482032_00304_14386_6640.N1	30-NOV-2004 03:04:49	Bright	48.000	36	50Alp UMa	1.8000	6300.0	96	14386	No
63	GOM_NL__2PRFIN20041130_030626_000000472032_00304_14386_6641.N1	30-NOV-2004 03:06:26	Bright	46.500	82	48Bet UMa	2.3650	10600.	93	14386	No
64	GOM_NL__2PRFIN20041130_030758_000000452032_00304_14386_6642.N1	30-NOV-2004 03:07:58	Bright	44.500	32	77Eps UMa	1.7630	11000.	89	14386	No
65	GOM_NL__2PRFIN20041130_031003_000000382032_00304_14386_6643.N1	30-NOV-2004 03:10:03	Bright	38.000	39	85Eta UMa	1.8540	24000.	76	14386	No
66	GOM_NL__2PRFIN20041130_031256_000000372032_00304_14386_6644.N1	30-NOV-2004 03:12:56	Bright	37.000	180	27Gam Boo	3.0400	8000.0	74	14386	No
67	GOM_NL__2PRFIN20041130_031557_000000362032_00304_14386_6645.N1	30-NOV-2004 03:15:57	Bright	36.000	83		2.3780	11000.	72	14386	No
68	GOM_NL__2PRFIN20041130_031829_000000362032_00304_14386_6646.N1	30-NOV-2004 03:18:29	Bright	35.500	3	16Alp Boo	-0.050000	4250.0	71	14386	No
69	GOM_NL__2PRFIN20041130_032201_000000732032_00304_14386_6647.N1	30-NOV-2004 03:22:01	Bright	73.000	96	68Del Leo	2.5600	9300.0	146	14386	No
70	GOM_NL__2PRFIN20041130_032620_000000612032_00304_14386_6648.N1	30-NOV-2004 03:26:20	Bright	61.000	121	29Gam Vir	2.7400	7200.0	122	14386	No
71	GOM_NL__2PRFIN20041130_032748_000000542032_00304_14386_6649.N1	30-NOV-2004 03:27:48	Bright	54.000	15	67Alp Vir	0.97600	28000.	108	14386	No
72	GOM_NL__2PRFIN20041130_033103_000000452032_00304_14386_6650.N1	30-NOV-2004 03:31:03	Twilight	45.000	163	7Del Crv	2.9450	11000.	90	14386	No
73	GOM_NL__2PRFIN20041130_033239_000000502032_00304_14386_6651.N1	30-NOV-2004 03:32:39	Twilight	49.500	106	9Bet Crv	2.6480	5600.0	99	14386	No
74	GOM_NL__2PRFIN20041130_033443_000000412032_00304_14386_6652.N1	30-NOV-2004 03:34:43	Dark	40.500	123	1ot Cen	2.7500	10200.	81	14386	No
75	GOM_NL__2PRFIN20041130_033847_000000412032_00304_14386_6653.N1	30-NOV-2004 03:38:47	Dark	41.000	77	Eps Cen	2.3030	28000.	82	14386	No
76	GOM_NL__2PRFIN20041130_034026_000000402032_00304_14386_6654.N1	30-NOV-2004 03:40:26	Dark	40.000	10	Bet Cen	0.61000	28000.	80	14386	No
77	GOM_NL__2PRFIN20041130_034220_000000412032_00305_14387_6621.N1	30-NOV-2004 03:42:20	Dark	41.000	12	Alp1Cru	0.77500	30000.	82	14387	No
78	GOM_NL__2PRFIN20041130_034502_000000402032_00305_14387_6622.N1	30-NOV-2004 03:45:02	Dark	39.500	124	The Car	2.7640	30000.	79	14387	No
79	GOM_NL__2PRFIN20041130_034940_000000532032_00305_14387_6623.N1	30-NOV-2004 03:49:40	Dark	52.500	41	Eps Car	1.8600	4100.0	105	14387	No
80	GOM_NL__2PRFIN20041130_035139_000000542032_00305_14387_6624.N1	30-NOV-2004 03:51:39	Dark	53.500	34	Gam2Vel	1.7930	23000.	107	14387	No
81	GOM_NL__2PRFIN20041130_035501_000000542032_00305_14387_6625.N1	30-NOV-2004 03:55:01	Dark	53.500	2	Alp Car	-0.73600	7000.0	107	14387	No
82	GOM_NL__2PRFIN20041130_035651_000000732032_00305_14387_6626.N1	30-NOV-2004 03:56:51	Dark	73.000	117	Pi Pup	2.7060	3800.0	146	14387	No
83	GOM_NL__2PRFIN20041130_040040_000000722032_00305_14387_6627.N1	30-NOV-2004 04:00:40	Dark	71.500	23	21Eps CMa	1.5020	26000.	143	14387	No
84	GOM_NL__2PRFIN20041130_040252_000000732032_00305_14387_6628.N1	30-NOV-2004 04:02:52	Straylight	73.000	179	24Omi2CMa	3.0320	24000.	146	14387	No
85	GOM_NL__2PRFIN20041130_040711_000001112032_00305_14387_6629.N1	30-NOV-2004 04:07:11	Straylight	111.00	1	9Alp CMa	-1.4400	11000.	222	14387	No
86	GOM_NL__2PRFIN20041130_041053_000000692032_00305_14387_6630.N1	30-NOV-2004 04:10:53	Straylight	69.000	7	19Bet Ori	0.10000	14000.	138	14387	No
87	GOM_NL__2PRFIN20041130_041357_000000702032_00305_14387_6631.N1	30-NOV-2004 04:13:57	Twilight	69.500	30	46Eps Ori	1.6940	30000.	139	14387	No
88	GOM_NL__2PRFIN20041130_041642_000000682032_00305_14387_6632.N1	30-NOV-2004 04:16:42	Twilight	67.500	27	24Gam Ori	1.6360	26000.	135	14387	No
89	GOM_NL__2PRFIN20041130_041855_000000632032_00305_14387_6633.N1	30-NOV-2004 04:18:55	Bright	62.500	13	87Alp Tau	0.86700	3800.0	125	14387	No
90	GOM_NL__2PRFIN20041130_042030_000000422032_00305_14387_6634.N1	30-NOV-2004 04:20:30	Bright	41.500	146	25Eta Tau	2.8730	15200.	83	14387	No
91	GOM_NL__2PRFIN20041130_042253_000000422032_00305_14387_6635.N1	30-NOV-2004 04:22:53	Bright	42.000	150	44Zet Per	2.8900	28000.	84	14387	No
92	GOM_NL__2PRFIN20041130_042507_000000372032_00305_14387_6636.N1	30-NOV-2004 04:25:07	Bright	37.000	79	26Bet Per	2.3100	13100.	74	14387	No
93	GOM_NL__2PRFIN20041130_042720_000000382032_00305_14387_6637.N1	30-NOV-2004 04:27:20	Bright	38.000	175	39Del Per	3.0100	19400.	76	14387	No
94	GOM_NL__2PRFIN20041130_042839_000000392032_00305_14387_6638.N1	30-NOV-2004 04:28:39	Bright	38.500	160	23Gam Per	2.9300	4700.0	77	14387	No
95	GOM_NL__2PRFIN20041130_043057_000000382032_00305_14387_6639.N1	30-NOV-2004 04:30:57	Bright	38.000	110	37Del Cas	2.6780	8900.0	76	14387	No
96	GOM_NL__2PRFIN20041130_043842_000000382032_00305_14387_6640.N1	30-NOV-2004 04:38:42	Bright	37.500	49	1Alp UMi	1.9900	6300.0	75	14387	No
97	GOM_NL__2PRFIN20041130_044320_000000432032_00305_14387_6641.N1	30-NOV-2004 04:43:20	Bright	42.500	60	7Bet UMi	2.0810	3950.0	85	14387	No
98	GOM_NL__2PRFIN20041130_044525_000000462032_00305_14387_6642.N1	30-NOV-2004 04:45:25	Bright	45.500	36	50Alp UMa	1.8000	6300.0	91	14387	No
99	GOM_NL__2PRFIN20041130_044701_000000482032_00305_14387_6643.N1	30-NOV-2004 04:47:01	Bright	48.000	82	48Bet UMa	2.3650	10600.	96	14387	No
100	GOM_NL__2PRFIN20041130_044833_000000452032_00305_14387_6644.N1	30-NOV-2004 04:48:33	Bright	44.500	32	77Eps UMa	1.7630	11000.	89	14387	No
101	GOM_NL__2PRFIN20041130_045039_000000382032_00305_14387_6645.N1	30-NOV-2004 04:50:39	Bright	37.500	39	85Eta UMa	1.8540	24000.	75	14387	No

102	GOM_NL__2PRFIN20041130_045330_000000382032_00305_14387_6646.N1	30-NOV-2004 04:53:30	Bright	38.000	180	27Gam Boo	3.0400	8000.0	76	14387	No
103	GOM_NL__2PRFIN20041130_045633_000000372032_00305_14387_6647.N1	30-NOV-2004 04:56:33	Bright	36.500	83		2.3780	11000.	73	14387	No
104	GOM_NL__2PRFIN20041130_045904_000000372032_00305_14387_6648.N1	30-NOV-2004 04:59:04	Bright	36.500	3	16Alp Boo	-0.050000	4250.0	73	14387	No
105	GOM_NL__2PRFIN20041130_050238_000000762032_00305_14387_6649.N1	30-NOV-2004 05:02:38	Bright	76.000	96	68Del Leo	2.5600	9300.0	152	14387	No
106	GOM_NL__2PRFIN20041130_050654_000000482032_00305_14387_6650.N1	30-NOV-2004 05:06:54	Bright	48.000	121	29Gam Vir	2.7400	7200.0	96	14387	No
107	GOM_NL__2PRFIN20041130_050824_000000542032_00305_14387_6651.N1	30-NOV-2004 05:08:24	Bright	54.000	15	67Alp Vir	0.97600	28000.	108	14387	No
108	GOM_NL__2PRFIN20041130_051140_000000462032_00305_14387_6652.N1	30-NOV-2004 05:11:40	Twilight	45.500	163	7Del Crv	2.9450	11000.	91	14387	No
109	GOM_NL__2PRFIN20041130_051318_000000492032_00305_14387_6653.N1	30-NOV-2004 05:13:18	Twilight	49.000	106	9Bet Crv	2.6480	5600.0	98	14387	No
110	GOM_NL__2PRFIN20041130_051520_000000422032_00305_14387_6654.N1	30-NOV-2004 05:15:20	Dark	42.000	123	lot Cen	2.7500	10200.	84	14387	No
111	GOM_NL__2PRFIN20041130_051923_000000412032_00305_14387_6655.N1	30-NOV-2004 05:19:23	Dark	41.000	77	Eps Cen	2.3030	28000.	82	14387	No
112	GOM_NL__2PRFIN20041130_052102_000000442032_00305_14387_6656.N1	30-NOV-2004 05:21:02	Dark	43.500	10	Bet Cen	0.61000	28000.	87	14387	No
113	GOM_NL__2PRFIN20041130_052257_000000402032_00306_14388_6624.N1	30-NOV-2004 05:22:57	Dark	39.500	12	Alp1Cru	0.77500	30000.	79	14388	No
114	GOM_NL__2PRFIN20041130_052538_000000402032_00306_14388_6625.N1	30-NOV-2004 05:25:38	Dark	39.500	124	The Car	2.7640	30000.	79	14388	No
115	GOM_NL__2PRFIN20041130_053017_000000452032_00306_14388_6626.N1	30-NOV-2004 05:30:17	Dark	44.500	41	Eps Car	1.8600	4100.0	89	14388	No
116	GOM_NL__2PRFIN20041130_053216_000000512032_00306_14388_6627.N1	30-NOV-2004 05:32:16	Dark	50.500	34	Gam2Vel	1.7930	23000.	101	14388	No
117	GOM_NL__2PRFIN20041130_053540_000000582032_00306_14388_6628.N1	30-NOV-2004 05:35:40	Dark	58.000	2	Alp Car	-0.73600	7000.0	116	14388	No
118	GOM_NL__2PRFIN20041130_053727_000000652032_00306_14388_6629.N1	30-NOV-2004 05:37:27	Dark	65.000	117	Pi Pup	2.7060	3800.0	130	14388	No
119	GOM_NL__2PRFIN20041130_054117_000000722032_00306_14388_6630.N1	30-NOV-2004 05:41:17	Dark	71.500	23	21Eps CMa	1.5020	26000.	143	14388	No
120	GOM_NL__2PRFIN20041130_054328_000000742032_00306_14388_6631.N1	30-NOV-2004 05:43:28	Straylight	74.000	179	24Omi2CMa	3.0320	24000.	148	14388	No
121	GOM_NL__2PRFIN20041130_054746_000000962032_00306_14388_6632.N1	30-NOV-2004 05:47:46	Straylight	95.500	1	9Alp CMa	-1.4400	11000.	191	14388	No
122	GOM_NL__2PRFIN20041130_055129_000000692032_00306_14388_6633.N1	30-NOV-2004 05:51:29	Straylight	69.000	7	19Bet Ori	0.10000	14000.	138	14388	No
123	GOM_NL__2PRFIN20041130_055433_000000682032_00306_14388_6634.N1	30-NOV-2004 05:54:33	Twilight	67.500	30	46Eps Ori	1.6940	30000.	135	14388	No
124	GOM_NL__2PRFIN20041130_055715_000000672032_00306_14388_6635.N1	30-NOV-2004 05:57:15	Twilight	66.500	27	24Gam Ori	1.6360	26000.	133	14388	No
125	GOM_NL__2PRFIN20041130_055931_000000632032_00306_14388_6636.N1	30-NOV-2004 05:59:31	Bright	63.000	13	87Alp Tau	0.86700	3800.0	126	14388	No
126	GOM_NL__2PRFIN20041130_060107_000000412032_00306_14388_6637.N1	30-NOV-2004 06:01:07	Bright	40.500	146	25Eta Tau	2.8730	15200.	81	14388	No
127	GOM_NL__2PRFIN20041130_060330_000000412032_00306_14388_6638.N1	30-NOV-2004 06:03:30	Bright	41.000	150	44Zet Per	2.8900	28000.	82	14388	No
128	GOM_NL__2PRFIN20041130_060543_000000392032_00306_14388_6639.N1	30-NOV-2004 06:05:43	Bright	38.500	79	26Bet Per	2.3100	13100.	77	14388	No
129	GOM_NL__2PRFIN20041130_060757_000000382032_00306_14388_6640.N1	30-NOV-2004 06:07:57	Bright	38.000	175	39Del Per	3.0100	19400.	76	14388	No
130	GOM_NL__2PRFIN20041130_060915_000000382032_00306_14388_6641.N1	30-NOV-2004 06:09:15	Bright	38.000	160	23Gam Per	2.9300	4700.0	76	14388	No
131	GOM_NL__2PRFIN20041130_061134_000000372032_00306_14388_6642.N1	30-NOV-2004 06:11:34	Bright	37.000	110	37Del Cas	2.6780	8900.0	74	14388	No
132	GOM_NL__2PRFIN20041130_061918_000000372032_00306_14388_6643.N1	30-NOV-2004 06:19:18	Bright	37.000	49	1Alp UMi	1.9900	6300.0	74	14388	No
133	GOM_NL__2PRFIN20041130_062358_000000392032_00306_14388_6644.N1	30-NOV-2004 06:23:58	Bright	39.000	60	7Bet UMi	2.0810	3950.0	78	14388	No
134	GOM_NL__2PRFIN20041130_062600_000000472032_00306_14388_6645.N1	30-NOV-2004 06:26:00	Bright	46.500	36	50Alp UMa	1.8000	6300.0	93	14388	No
135	GOM_NL__2PRFIN20041130_062737_000000462032_00306_14388_6646.N1	30-NOV-2004 06:27:37	Bright	46.000	82	48Bet UMa	2.3650	10600.	92	14388	No
136	GOM_NL__2PRFIN20041130_062909_000000442032_00306_14388_6647.N1	30-NOV-2004 06:29:09	Bright	43.500	32	77Eps UMa	1.7630	11000.	87	14388	No
137	GOM_NL__2PRFIN20041130_063115_000000392032_00306_14388_6648.N1	30-NOV-2004 06:31:15	Bright	38.500	39	85Eta UMa	1.8540	24000.	77	14388	No
138	GOM_NL__2PRFIN20041130_063409_000000522032_00306_14388_6649.N1	30-NOV-2004 06:34:09	Bright	52.000	180	27Gam Boo	3.0400	8000.0	104	14388	No
139	GOM_NL__2PRFIN20041130_063709_000000362032_00306_14388_6650.N1	30-NOV-2004 06:37:09	Bright	36.000	83		2.3780	11000.	72	14388	No
140	GOM_NL__2PRFIN20041130_063941_000000372032_00306_14388_6651.N1	30-NOV-2004 06:39:41	Bright	37.000	3	16Alp Boo	-0.050000	4250.0	74	14388	No
141	GOM_NL__2PRFIN20041130_064314_000000702032_00306_14388_6652.N1	30-NOV-2004 06:43:14	Bright	69.500	96	68Del Leo	2.5600	9300.0	139	14388	No
142	GOM_NL__2PRFIN20041130_064730_000000612032_00306_14388_6653.N1	30-NOV-2004 06:47:30	Bright	61.000	121	29Gam Vir	2.7400	7200.0	122	14388	No
143	GOM_NL__2PRFIN20041130_064901_000000542032_00306_14388_6654.N1	30-NOV-2004 06:49:01	Bright	54.000	15	67Alp Vir	0.97600	28000.	108	14388	No
144	GOM_NL__2PRFIN20041130_065217_000000492032_00306_14388_6655.N1	30-NOV-2004 06:52:17	Twilight	49.000	163	7Del Crv	2.9450	11000.	98	14388	No
145	GOM_NL__2PRFIN20041130_065355_000000502032_00306_14388_6656.N1	30-NOV-2004 06:53:55	Twilight	49.500	106	9Bet Crv	2.6480	5600.0	99	14388	No
146	GOM_NL__2PRFIN20041130_065557_000000412032_00306_14388_6657.N1	30-NOV-2004 06:55:57	Dark	41.000	123	lot Cen	2.7500	10200.	82	14388	No
147	GOM_NL__2PRFIN20041130_065959_000000432032_00306_14388_6658.N1	30-NOV-2004 06:59:59	Dark	42.500	77	Eps Cen	2.3030	28000.	85	14388	No
148	GOM_NL__2PRFIN20041130_070138_000000462032_00306_14388_6659.N1	30-NOV-2004 07:01:38	Dark	45.500	10	Bet Cen	0.61000	28000.	91	14388	No
149	GOM_NL__2PRFIN20041130_070333_000000442032_00307_14389_6627.N1	30-NOV-2004 07:03:33	Dark	43.500	12	Alp1Cru	0.77500	30000.	87	14389	No
150	GOM_NL__2PRFIN20041130_070615_000000392032_00307_14389_6628.N1	30-NOV-2004 07:06:15	Dark	39.000	124	The Car	2.7640	30000.	78	14389	No
151	GOM_NL__2PRFIN20041130_071054_000000462032_00307_14389_6629.N1	30-NOV-2004 07:10:54	Dark	45.500	41	Eps Car	1.8600	4100.0	91	14389	No
152	GOM_NL__2PRFIN20041130_071252_000000502032_00307_14389_6630.N1	30-NOV-2004 07:12:52	Dark	49.500	34	Gam2Vel	1.7930	23000.	99	14389	No
153	GOM_NL__2PRFIN20041130_071617_000000552032_00307_14389_6631.N1	30-NOV-2004 07:16:17	Dark	55.000	2	Alp Car	-0.73600	7000.0	110	14389	No
154	GOM_NL__2PRFIN20041130_071806_000000602032_00307_14389_6632.N1	30-NOV-2004 07:18:06	Dark	59.500	117	Pi Pup	2.7060	3800.0	119	14389	No
155	GOM_NL__2PRFIN20041130_072155_000000672032_00307_14389_6633.N1	30-NOV-2004 07:21:55	Dark	66.500	23	21Eps CMa	1.5020	26000.	133	14389	No
156	GOM_NL__2PRFIN20041130_072404_000000752032_00307_14389_6634.N1	30-NOV-2004 07:24:04	Straylight	74.500	179	24Omi2CMa	3.0320	24000.	149	14389	No
157	GOM_NL__2PRFIN20041130_072822_000000912032_00307_14389_6635.N1	30-NOV-2004 07:28:22	Straylight	91.000	1	9Alp CMa	-1.4400	11000.	182	14389	No
158	GOM_NL__2PRFIN20041130_073206_000000692032_00307_14389_6636.N1	30-NOV-2004 07:32:06	Straylight	69.000	7	19Bet Ori	0.10000	14000.	138	14389	No
159	GOM_NL__2PRFIN20041130_073508_000000702032_00307_14389_6637.N1	30-NOV-2004 07:35:08	Twilight	69.500	30	46Eps Ori	1.6940	30000.	139	14389	No
160	GOM_NL__2PRFIN20041130_073751_000000662032_00307_14389_6638.N1	30-NOV-2004 07:37:51	Twilight	66.000	27	24Gam Ori	1.6360	26000.	132	14389	No

161	GOM_NL__2PRFIN20041130_074007_000000582032_00307_14389_6639.N1	30-NOV-2004 07:40:07	Bright	57.500	13	87Alp Tau	0.86700	3800.0	115	14389	No
162	GOM_NL__2PRFIN20041130_074143_000000422032_00307_14389_6640.N1	30-NOV-2004 07:41:43	Bright	41.500	146	25Eta Tau	2.8730	15200.	83	14389	No
163	GOM_NL__2PRFIN20041130_074405_000000412032_00307_14389_6641.N1	30-NOV-2004 07:44:05	Bright	41.000	150	44Zet Per	2.8900	28000.	82	14389	No
164	GOM_NL__2PRFIN20041130_074619_000000382032_00307_14389_6642.N1	30-NOV-2004 07:46:19	Bright	38.000	79	26Bet Per	2.3100	13100.	76	14389	No
165	GOM_NL__2PRFIN20041130_074832_000000392032_00307_14389_6643.N1	30-NOV-2004 07:48:32	Bright	38.500	175	39Del Per	3.0100	19400.	77	14389	No
166	GOM_NL__2PRFIN20041130_074951_000000402032_00307_14389_6644.N1	30-NOV-2004 07:49:51	Bright	39.500	160	23Gam Per	2.9300	4700.0	79	14389	No
167	GOM_NL__2PRFIN20041130_075210_000000382032_00307_14389_6645.N1	30-NOV-2004 07:52:10	Bright	37.500	110	37Del Cas	2.6780	8900.0	75	14389	No
168	GOM_NL__2PRFIN20041130_075954_000000362032_00307_14389_6646.N1	30-NOV-2004 07:59:54	Bright	36.000	49	1Alp UMi	1.9900	6300.0	72	14389	No
169	GOM_NL__2PRFIN20041130_080434_000000372032_00307_14389_6647.N1	30-NOV-2004 08:04:34	Bright	37.000	60	7Bet UMi	2.0810	3950.0	74	14389	No
170	GOM_NL__2PRFIN20041130_080636_000000462032_00307_14389_6648.N1	30-NOV-2004 08:06:36	Bright	45.500	36	50Alp UMa	1.8000	6300.0	91	14389	No
171	GOM_NL__2PRFIN20041130_080812_000000492032_00307_14389_6649.N1	30-NOV-2004 08:08:12	Bright	48.500	82	48Bet UMa	2.3650	10600.	97	14389	No
172	GOM_NL__2PRFIN20041130_080945_000000432032_00307_14389_6650.N1	30-NOV-2004 08:09:45	Bright	42.500	32	77Eps UMa	1.7630	11000.	85	14389	No
173	GOM_NL__2PRFIN20041130_081152_000000362032_00307_14389_6651.N1	30-NOV-2004 08:11:52	Bright	36.000	39	85Eta UMa	1.8540	24000.	72	14389	No
174	GOM_NL__2PRFIN20041130_081444_000000372032_00307_14389_6652.N1	30-NOV-2004 08:14:44	Bright	37.000	180	27Gam Boo	3.0400	8000.0	74	14389	No
175	GOM_NL__2PRFIN20041130_081746_000000362032_00307_14389_6653.N1	30-NOV-2004 08:17:46	Bright	35.500	83		2.3780	11000.	71	14389	No
176	GOM_NL__2PRFIN20041130_082017_000000352032_00307_14389_6654.N1	30-NOV-2004 08:20:17	Bright	35.000	3	16Alp Boo	-0.050000	4250.0	70	14389	No
177	GOM_NL__2PRFIN20041130_082351_000000752032_00307_14389_6655.N1	30-NOV-2004 08:23:51	Bright	74.500	96	68Del Leo	2.5600	9300.0	149	14389	No
178	GOM_NL__2PRFIN20041130_082807_000000442032_00307_14389_6656.N1	30-NOV-2004 08:28:07	Bright	44.000	121	29Gam Vir	2.7400	7200.0	88	14389	No
179	GOM_NL__2PRFIN20041130_082937_000000412032_00307_14389_6657.N1	30-NOV-2004 08:29:37	Bright	40.500	15	67Alp Vir	0.97600	28000.	81	14389	No
180	GOM_NL__2PRFIN20041130_083253_000000492032_00307_14389_6658.N1	30-NOV-2004 08:32:53	Tw_i_and_stray	48.500	163	7Del Crv	2.9450	11000.	97	14389	No
181	GOM_NL__2PRFIN20041130_083432_000000502032_00307_14389_6659.N1	30-NOV-2004 08:34:32	Twilight	49.500	106	9Bet Crv	2.6480	5600.0	99	14389	No
182	GOM_NL__2PRFIN20041130_083633_000000422032_00307_14389_6660.N1	30-NOV-2004 08:36:33	Dark	42.000	123	1ot Cen	2.7500	10200.	84	14389	No
183	GOM_NL__2PRFIN20041130_084035_000000422032_00307_14389_6661.N1	30-NOV-2004 08:40:35	Dark	41.500	77	Eps Cen	2.3030	28000.	83	14389	No
184	GOM_NL__2PRFIN20041130_084215_000000512032_00307_14389_6662.N1	30-NOV-2004 08:42:15	Dark	50.500	10	Bet Cen	0.61000	28000.	101	14389	No
185	GOM_NL__2PRFIN20041130_084410_000000402032_00308_14390_6627.N1	30-NOV-2004 08:44:10	Dark	39.500	12	Alp1Cru	0.77500	30000.	79	14390	No
186	GOM_NL__2PRFIN20041130_084652_000000392032_00308_14390_6628.N1	30-NOV-2004 08:46:52	Dark	39.000	124	The Car	2.7640	30000.	78	14390	No
187	GOM_NL__2PRFIN20041130_085131_000000462032_00308_14390_6629.N1	30-NOV-2004 08:51:31	Dark	46.000	41	Eps Car	1.8600	4100.0	92	14390	No
188	GOM_NL__2PRFIN20041130_085330_000000502032_00308_14390_6630.N1	30-NOV-2004 08:53:30	Dark	49.500	34	Gam2Vel	1.7930	23000.	99	14390	No
189	GOM_NL__2PRFIN20041130_085653_000000582032_00308_14390_6631.N1	30-NOV-2004 08:56:53	Dark	58.000	2	Alp Car	-0.73600	7000.0	116	14390	No
190	GOM_NL__2PRFIN20041130_085843_000000652032_00308_14390_6632.N1	30-NOV-2004 08:58:43	Dark	64.500	117	Pi Pup	2.7060	3800.0	129	14390	No
191	GOM_NL__2PRFIN20041130_090110_000000722032_00308_14390_6633.N1	30-NOV-2004 09:01:10	Dark	72.000	88	31Eta CMa	2.4480	20000.	144	14390	No
192	GOM_NL__2PRFIN20041130_090331_000000542032_00308_14390_6634.N1	30-NOV-2004 09:03:31	Dark	53.500	177	1Zet CMa	3.0220	26000.	107	14390	No
193	GOM_NL__2PRFIN20041130_090858_000000962032_00308_14390_6635.N1	30-NOV-2004 09:08:58	Straylight	96.000	1	9Alp CMa	-1.4400	11000.	192	14390	No
194	GOM_NL__2PRFIN20041130_091242_000000662032_00308_14390_6636.N1	30-NOV-2004 09:12:42	Straylight	65.500	7	19Bet Ori	0.10000	14000.	131	14390	No
195	GOM_NL__2PRFIN20041130_091544_000000652032_00308_14390_6637.N1	30-NOV-2004 09:15:44	Tw_i_and_stray	64.500	30	46Eps Ori	1.6940	30000.	129	14390	No
196	GOM_NL__2PRFIN20041130_091828_000000662032_00308_14390_6638.N1	30-NOV-2004 09:18:28	Tw_i_and_stray	66.000	27	24Gam Ori	1.6360	26000.	132	14390	No
197	GOM_NL__2PRFIN20041130_092043_000000562032_00308_14390_6639.N1	30-NOV-2004 09:20:43	Bright	55.500	13	87Alp Tau	0.86700	3800.0	111	14390	No
198	GOM_NL__2PRFIN20041130_092219_000000382032_00308_14390_6640.N1	30-NOV-2004 09:22:19	Bright	38.000	146	25Eta Tau	2.8730	15200.	76	14390	No
199	GOM_NL__2PRFIN20041130_092441_000000402032_00308_14390_6641.N1	30-NOV-2004 09:24:41	Bright	39.500	150	44Zet Per	2.8900	28000.	79	14390	No
200	GOM_NL__2PRFIN20041130_092655_000000392032_00308_14390_6642.N1	30-NOV-2004 09:26:55	Bright	38.500	79	26Bet Per	2.3100	13100.	77	14390	No
201	GOM_NL__2PRFIN20041130_092908_000000392032_00308_14390_6643.N1	30-NOV-2004 09:29:08	Bright	38.500	175	39Del Per	3.0100	19400.	77	14390	No
202	GOM_NL__2PRFIN20041130_093027_000000372032_00308_14390_6644.N1	30-NOV-2004 09:30:27	Bright	37.000	160	23Gam Per	2.9300	4700.0	74	14390	No
203	GOM_NL__2PRFIN20041130_093246_000000372032_00308_14390_6645.N1	30-NOV-2004 09:32:46	Bright	37.000	110	37Del Cas	2.6780	8900.0	74	14390	No
204	GOM_NL__2PRFIN20041130_094030_000000402032_00308_14390_6646.N1	30-NOV-2004 09:40:30	Bright	39.500	49	1Alp UMi	1.9900	6300.0	79	14390	No
205	GOM_NL__2PRFIN20041130_094509_000000402032_00308_14390_6647.N1	30-NOV-2004 09:45:09	Bright	39.500	60	7Bet UMi	2.0810	3950.0	79	14390	No
206	GOM_NL__2PRFIN20041130_094712_000000452032_00308_14390_6648.N1	30-NOV-2004 09:47:12	Bright	45.000	36	50Alp UMa	1.8000	6300.0	90	14390	No
207	GOM_NL__2PRFIN20041130_094849_000000442032_00308_14390_6649.N1	30-NOV-2004 09:48:49	Bright	44.000	82	48Bet UMa	2.3650	10600.	88	14390	No
208	GOM_NL__2PRFIN20041130_095023_000000382032_00308_14390_6650.N1	30-NOV-2004 09:50:23	Bright	38.000	32	77Eps UMa	1.7630	11000.	76	14390	No
209	GOM_NL__2PRFIN20041130_095227_000000382032_00308_14390_6651.N1	30-NOV-2004 09:52:27	Bright	37.500	39	85Eta UMa	1.8540	24000.	75	14390	No
210	GOM_NL__2PRFIN20041130_095521_000000382032_00308_14390_6652.N1	30-NOV-2004 09:55:21	Bright	37.500	180	27Gam Boo	3.0400	8000.0	75	14390	No
211	GOM_NL__2PRFIN20041130_095822_000000362032_00308_14390_6653.N1	30-NOV-2004 09:58:22	Bright	36.000	83		2.3780	11000.	72	14390	No
212	GOM_NL__2PRFIN20041130_100428_000000742032_00308_14390_6655.N1	30-NOV-2004 10:04:28	Bright	74.000	96	68Del Leo	2.5600	9300.0	148	14390	No
213	GOM_NL__2PRFIN20041130_100846_000000462032_00308_14390_6656.N1	30-NOV-2004 10:08:46	Bright	46.000	121	29Gam Vir	2.7400	7200.0	92	14390	No
214	GOM_NL__2PRFIN20041130_101014_000000422032_00308_14390_6657.N1	30-NOV-2004 10:10:14	Bright	41.500	15	67Alp Vir	0.97600	28000.	83	14390	No
215	GOM_NL__2PRFIN20041130_101330_000000472032_00308_14390_6658.N1	30-NOV-2004 10:13:30	Tw_i_and_stray	47.000	163	7Del Crv	2.9450	11000.	94	14390	No
216	GOM_NL__2PRFIN20041130_101508_000000452032_00308_14390_6659.N1	30-NOV-2004 10:15:08	Twilight	44.500	106	9Bet Crv	2.6480	5600.0	89	14390	No
217	GOM_NL__2PRFIN20041130_101709_000000422032_00308_14390_6660.N1	30-NOV-2004 10:17:09	Dark	42.000	123	1ot Cen	2.7500	10200.	84	14390	No
218	GOM_NL__2PRFIN20041130_102112_000000392032_00308_14390_6661.N1	30-NOV-2004 10:21:12	Dark	38.500	77	Eps Cen	2.3030	28000.	77	14390	No
219	GOM_NL__2PRFIN20041130_102251_000000452032_00308_14390_6662.N1	30-NOV-2004 10:22:51	Dark	45.000	10	Bet Cen	0.61000	28000.	90	14390	No

220	GOM_NL__2PRFIN20041130_102446_000000452032_00309_14391_6629.N1	30-NOV-2004 10:24:46	Dark	45.000	12	Alp1Cru	0.77500	30000.	90	14391	No
221	GOM_NL__2PRFIN20041130_102728_000000392032_00309_14391_6630.N1	30-NOV-2004 10:27:28	Dark	39.000	124	The Car	2.7640	30000.	78	14391	No
222	GOM_NL__2PRFIN20041130_103207_000000552032_00309_14391_6631.N1	30-NOV-2004 10:32:07	Dark	54.500	41	Eps Car	1.8600	4100.0	109	14391	No
223	GOM_NL__2PRFIN20041130_103406_000000512032_00309_14391_6632.N1	30-NOV-2004 10:34:06	Dark	51.000	34	Gam2Vel	1.7930	23000.	102	14391	No
224	GOM_NL__2PRFIN20041130_103729_000000582032_00309_14391_6633.N1	30-NOV-2004 10:37:29	Dark	58.000	2	Alp Car	-0.73600	7000.0	116	14391	No
225	GOM_NL__2PRFIN20041130_103919_000000672032_00309_14391_6634.N1	30-NOV-2004 10:39:19	Dark	66.500	117	Pi Pup	2.7060	3800.0	133	14391	No
226	GOM_NL__2PRFIN20041130_104146_000000702032_00309_14391_6635.N1	30-NOV-2004 10:41:46	Dark	69.500	88	31Eta CMa	2.4480	20000.	139	14391	No
227	GOM_NL__2PRFIN20041130_104407_000000552032_00309_14391_6636.N1	30-NOV-2004 10:44:07	Dark	54.500	177	1Zet CMa	3.0220	26000.	109	14391	No
228	GOM_NL__2PRFIN20041130_104934_000000992032_00309_14391_6637.N1	30-NOV-2004 10:49:34	Straylight	98.500	1	9Alp CMa	-1.4400	11000.	197	14391	No
229	GOM_NL__2PRFIN20041130_105317_000000652032_00309_14391_6638.N1	30-NOV-2004 10:53:17	Straylight	64.500	7	19Bet Ori	0.10000	14000.	129	14391	No
230	GOM_NL__2PRFIN20041130_105619_000000662032_00309_14391_6639.N1	30-NOV-2004 10:56:19	Twilight	65.500	30	46Eps Ori	1.6940	30000.	131	14391	No
231	GOM_NL__2PRFIN20041130_105904_000000632032_00309_14391_6640.N1	30-NOV-2004 10:59:04	Twilight	63.000	27	24Gam Ori	1.6360	26000.	126	14391	No
232	GOM_NL__2PRFIN20041130_110118_000000532032_00309_14391_6641.N1	30-NOV-2004 11:01:18	Bright	53.000	13	87Alp Tau	0.86700	3800.0	106	14391	No
233	GOM_NL__2PRFIN20041130_110254_000000402032_00309_14391_6642.N1	30-NOV-2004 11:02:54	Bright	39.500	146	25Eta Tau	2.8730	15200.	79	14391	No
234	GOM_NL__2PRFIN20041130_110516_000000412032_00309_14391_6643.N1	30-NOV-2004 11:05:16	Bright	41.000	150	44Zet Per	2.8900	28000.	82	14391	No
235	GOM_NL__2PRFIN20041130_110730_000000392032_00309_14391_6644.N1	30-NOV-2004 11:07:30	Bright	38.500	79	26Bet Per	2.3100	13100.	77	14391	No
236	GOM_NL__2PRFIN20041130_110943_000000402032_00309_14391_6645.N1	30-NOV-2004 11:09:43	Bright	39.500	175	39Del Per	3.0100	19400.	79	14391	No
237	GOM_NL__2PRFIN20041130_111102_000000392032_00309_14391_6646.N1	30-NOV-2004 11:11:02	Bright	38.500	160	23Gam Per	2.9300	4700.0	77	14391	No
238	GOM_NL__2PRFIN20041130_111322_000000372032_00309_14391_6647.N1	30-NOV-2004 11:13:22	Bright	37.000	110	37Del Cas	2.6780	8900.0	74	14391	No
239	GOM_NL__2PRFIN20041130_112104_000000412032_00309_14391_6648.N1	30-NOV-2004 11:21:04	Bright	40.500	49	1Alp UMi	1.9900	6300.0	81	14391	No
240	GOM_NL__2PRFIN20041130_112544_000000412032_00309_14391_6649.N1	30-NOV-2004 11:25:44	Bright	41.000	60	7Bet UMi	2.0810	3950.0	82	14391	No
241	GOM_NL__2PRFIN20041130_112748_000000452032_00309_14391_6650.N1	30-NOV-2004 11:27:48	Bright	45.000	36	50Alp UMa	1.8000	6300.0	90	14391	No
242	GOM_NL__2PRFIN20041130_112924_000000462032_00309_14391_6651.N1	30-NOV-2004 11:29:24	Bright	45.500	82	48Bet UMa	2.3650	10600.	91	14391	No
243	GOM_NL__2PRFIN20041130_113100_000000432032_00309_14391_6652.N1	30-NOV-2004 11:31:00	Bright	42.500	32	77Eps UMa	1.7630	11000.	85	14391	No
244	GOM_NL__2PRFIN20041130_113303_000000402032_00309_14391_6653.N1	30-NOV-2004 11:33:03	Bright	40.000	39	85Eta UMa	1.8540	24000.	80	14391	No
245	GOM_NL__2PRFIN20041130_113557_000000372032_00309_14391_6654.N1	30-NOV-2004 11:35:57	Bright	37.000	180	27Gam Boo	3.0400	8000.0	74	14391	No
246	GOM_NL__2PRFIN20041130_113858_000000372032_00309_14391_6655.N1	30-NOV-2004 11:38:58	Bright	37.000	83		2.3780	11000.	74	14391	No
247	GOM_NL__2PRFIN20041130_114130_000000352032_00309_14391_6656.N1	30-NOV-2004 11:41:30	Bright	35.000	3	16Alp Boo	-0.050000	4250.0	70	14391	No
248	GOM_NL__2PRFIN20041130_114505_000000762032_00309_14391_6657.N1	30-NOV-2004 11:45:05	Bright	76.000	96	68Del Leo	2.5600	9300.0	152	14391	No
249	GOM_NL__2PRFIN20041130_114923_000000432032_00309_14391_6658.N1	30-NOV-2004 11:49:23	Bright	43.000	121	29Gam Vir	2.7400	7200.0	86	14391	No
250	GOM_NL__2PRFIN20041130_115049_000000422032_00309_14391_6659.N1	30-NOV-2004 11:50:49	Bright	42.000	15	67Alp Vir	0.97600	28000.	84	14391	No
251	GOM_NL__2PRFIN20041130_115407_000000472032_00309_14391_6660.N1	30-NOV-2004 11:54:07	Twilight	47.000	163	7Del Crv	2.9450	11000.	94	14391	No
252	GOM_NL__2PRFIN20041130_115544_000000532032_00309_14391_6661.N1	30-NOV-2004 11:55:44	Twilight	52.500	106	9Bet Crv	2.6480	5600.0	105	14391	No
253	GOM_NL__2PRFIN20041130_115745_000000412032_00309_14391_6662.N1	30-NOV-2004 11:57:45	Dark	40.500	123	1ot Cen	2.7500	10200.	81	14391	No
254	GOM_NL__2PRFIN20041130_120148_000000402032_00309_14391_6663.N1	30-NOV-2004 12:01:48	Dark	39.500	77	Eps Cen	2.3030	28000.	79	14391	No
255	GOM_NL__2PRFIN20041130_120327_000000462032_00309_14391_6664.N1	30-NOV-2004 12:03:27	Dark	46.000	10	Bet Cen	0.61000	28000.	92	14391	No
256	GOM_NL__2PRFIN20041130_120521_000000492032_00310_14392_6629.N1	30-NOV-2004 12:05:21	Dark	48.500	12	Alp1Cru	0.77500	30000.	97	14392	No
257	GOM_NL__2PRFIN20041130_120804_000000412032_00310_14392_6630.N1	30-NOV-2004 12:08:04	Dark	40.500	124	The Car	2.7640	30000.	81	14392	No
258	GOM_NL__2PRFIN20041130_121243_000000582032_00310_14392_6631.N1	30-NOV-2004 12:12:43	Dark	57.500	41	Eps Car	1.8600	4100.0	115	14392	No
259	GOM_NL__2PRFIN20041130_121442_000000522032_00310_14392_6632.N1	30-NOV-2004 12:14:42	Dark	52.000	34	Gam2Vel	1.7930	23000.	104	14392	No
260	GOM_NL__2PRFIN20041130_121805_000000542032_00310_14392_6633.N1	30-NOV-2004 12:18:05	Dark	53.500	2	Alp Car	-0.73600	7000.0	107	14392	No
261	GOM_NL__2PRFIN20041130_121954_000000722032_00310_14392_6634.N1	30-NOV-2004 12:19:54	Dark	71.500	117	Pi Pup	2.7060	3800.0	143	14392	No
262	GOM_NL__2PRFIN20041130_122223_000000742032_00310_14392_6635.N1	30-NOV-2004 12:22:23	Dark	74.000	88	31Eta CMa	2.4480	20000.	148	14392	No
263	GOM_NL__2PRFIN20041130_122442_000000602032_00310_14392_6636.N1	30-NOV-2004 12:24:42	Dark	60.000	177	1Zet CMa	3.0220	26000.	120	14392	No
264	GOM_NL__2PRFIN20041130_123011_000000952032_00310_14392_6637.N1	30-NOV-2004 12:30:11	Straylight	95.000	1	9Alp CMa	-1.4400	11000.	190	14392	No
265	GOM_NL__2PRFIN20041130_123352_000000622032_00310_14392_6638.N1	30-NOV-2004 12:33:52	Straylight	61.500	7	19Bet Ori	0.10000	14000.	123	14392	No
266	GOM_NL__2PRFIN20041130_123655_000000632032_00310_14392_6639.N1	30-NOV-2004 12:36:55	Twilight	62.500	30	46Eps Ori	1.6940	30000.	125	14392	No
267	GOM_NL__2PRFIN20041130_123939_000000672032_00310_14392_6640.N1	30-NOV-2004 12:39:39	Twilight	66.500	27	24Gam Ori	1.6360	26000.	133	14392	No
268	GOM_NL__2PRFIN20041130_124153_000000632032_00310_14392_6641.N1	30-NOV-2004 12:41:53	Bright	63.000	13	87Alp Tau	0.86700	3800.0	126	14392	No
269	GOM_NL__2PRFIN20041130_124327_000000432032_00310_14392_6642.N1	30-NOV-2004 12:43:27	Bright	42.500	146	25Eta Tau	2.8730	15200.	85	14392	No
270	GOM_NL__2PRFIN20041130_124551_000000412032_00310_14392_6643.N1	30-NOV-2004 12:45:51	Bright	40.500	150	44Zet Per	2.8900	28000.	81	14392	No
271	GOM_NL__2PRFIN20041130_124806_000000392032_00310_14392_6644.N1	30-NOV-2004 12:48:06	Bright	38.500	79	26Bet Per	2.3100	13100.	77	14392	No
272	GOM_NL__2PRFIN20041130_125018_000000392032_00310_14392_6645.N1	30-NOV-2004 12:50:18	Bright	38.500	175	39Del Per	3.0100	19400.	77	14392	No
273	GOM_NL__2PRFIN20041130_125138_000000392032_00310_14392_6646.N1	30-NOV-2004 12:51:38	Bright	38.500	160	23Gam Per	2.9300	4700.0	77	14392	No
274	GOM_NL__2PRFIN20041130_125357_000000372032_00310_14392_6647.N1	30-NOV-2004 12:53:57	Bright	36.500	110	37Del Cas	2.6780	8900.0	73	14392	No
275	GOM_NL__2PRFIN20041130_130141_000000382032_00310_14392_6648.N1	30-NOV-2004 13:01:41	Bright	37.500	49	1Alp UMi	1.9900	6300.0	75	14392	No
276	GOM_NL__2PRFIN20041130_130621_000000382032_00310_14392_6649.N1	30-NOV-2004 13:06:21	Bright	38.000	60	7Bet UMi	2.0810	3950.0	76	14392	No
277	GOM_NL__2PRFIN20041130_130823_000000452032_00310_14392_6650.N1	30-NOV-2004 13:08:23	Bright	45.000	36	50Alp UMa	1.8000	6300.0	90	14392	No
278	GOM_NL__2PRFIN20041130_131000_000000472032_00310_14392_6651.N1	30-NOV-2004 13:10:00	Bright	46.500	82	48Bet UMa	2.3650	10600.	93	14392	No

279	GOM_NL__2PRFIN20041130_131134_000000422032_00310_14392_6652.N1	30-NOV-2004 13:11:34	Bright	42.000	32	77Eps UMa	1.7630	11000.	84	14392	No
280	GOM_NL__2PRFIN20041130_131339_000000372032_00310_14392_6653.N1	30-NOV-2004 13:13:39	Bright	36.500	39	85Eta UMa	1.8540	24000.	73	14392	No
281	GOM_NL__2PRFIN20041130_131631_000000392032_00310_14392_6654.N1	30-NOV-2004 13:16:31	Bright	38.500	180	27Gam Boo	3.0400	8000.0	77	14392	No
282	GOM_NL__2PRFIN20041130_131933_000000372032_00310_14392_6655.N1	30-NOV-2004 13:19:33	Bright	36.500	83		2.3780	11000.	73	14392	No
283	GOM_NL__2PRFIN20041130_132206_000000362032_00310_14392_6656.N1	30-NOV-2004 13:22:06	Bright	36.000	3	16Alp Boo	-0.050000	4250.0	72	14392	No
284	GOM_NL__2PRFIN20041130_132541_000000752032_00310_14392_6657.N1	30-NOV-2004 13:25:41	Bright	74.500	96	68Del Leo	2.5600	9300.0	149	14392	No
285	GOM_NL__2PRFIN20041130_132959_000000442032_00310_14392_6658.N1	30-NOV-2004 13:29:59	Bright	44.000	121	29Gam Vir	2.7400	7200.0	88	14392	No
286	GOM_NL__2PRFIN20041130_133124_000000422032_00310_14392_6659.N1	30-NOV-2004 13:31:24	Bright	41.500	15	67Alp Vir	0.97600	28000.	83	14392	No
287	GOM_NL__2PRFIN20041130_133443_000000472032_00310_14392_6660.N1	30-NOV-2004 13:34:43	Twi_and_stray	47.000	163	7Del Crv	2.9450	11000.	94	14392	No
288	GOM_NL__2PRFIN20041130_133621_000000512032_00310_14392_6661.N1	30-NOV-2004 13:36:21	Twilight	50.500	106	9Bet Crv	2.6480	5600.0	101	14392	No
289	GOM_NL__2PRFIN20041130_133819_000000422032_00310_14392_6662.N1	30-NOV-2004 13:38:19	Dark	42.000	123	1ot Cen	2.7500	10200.	84	14392	No
290	GOM_NL__2PRFIN20041130_134224_000000402032_00310_14392_6663.N1	30-NOV-2004 13:42:24	Dark	39.500	77	Eps Cen	2.3030	28000.	79	14392	No
291	GOM_NL__2PRFIN20041130_134403_000000472032_00310_14392_6664.N1	30-NOV-2004 13:44:03	Dark	46.500	10	Bet Cen	0.61000	28000.	93	14392	No
292	GOM_NL__2PRFIN20041130_134557_000000432032_00311_14393_6650.N1	30-NOV-2004 13:45:57	Dark	42.500	12	Alp1Cru	0.77500	30000.	85	14393	No
293	GOM_NL__2PRFIN20041130_134841_000000402032_00311_14393_6651.N1	30-NOV-2004 13:48:41	Dark	39.500	124	The Car	2.7640	30000.	79	14393	No
294	GOM_NL__2PRFIN20041130_135320_000000472032_00311_14393_6652.N1	30-NOV-2004 13:53:20	Dark	47.000	41	Eps Car	1.8600	4100.0	94	14393	No
295	GOM_NL__2PRFIN20041130_135519_000000532032_00311_14393_6653.N1	30-NOV-2004 13:55:19	Dark	53.000	34	Gam2Vel	1.7930	23000.	106	14393	No
296	GOM_NL__2PRFIN20041130_135842_000000552032_00311_14393_6654.N1	30-NOV-2004 13:58:42	Dark	54.500	2	Alp Car	-0.73600	7000.0	109	14393	No
297	GOM_NL__2PRFIN20041130_140033_000000662032_00311_14393_6655.N1	30-NOV-2004 14:00:33	Dark	65.500	117	Pi Pup	2.7060	3800.0	131	14393	No
298	GOM_NL__2PRFIN20041130_140300_000000712032_00311_14393_6656.N1	30-NOV-2004 14:03:00	Dark	71.000	88	31Eta CMa	2.4480	20000.	142	14393	No
299	GOM_NL__2PRFIN20041130_140518_000000572032_00311_14393_6657.N1	30-NOV-2004 14:05:18	Dark	57.000	177	1Zet CMa	3.0220	26000.	114	14393	No
300	GOM_NL__2PRFIN20041130_141047_000000932032_00311_14393_6658.N1	30-NOV-2004 14:10:47	Straylight	93.000	1	9Alp CMa	-1.4400	11000.	186	14393	No
301	GOM_NL__2PRFIN20041130_141429_000000652032_00311_14393_6659.N1	30-NOV-2004 14:14:29	Straylight	64.500	7	19Bet Ori	0.10000	14000.	129	14393	No
302	GOM_NL__2PRFIN20041130_141731_000000652032_00311_14393_6660.N1	30-NOV-2004 14:17:31	Twi_and_stray	64.500	30	46Eps Ori	1.6940	30000.	129	14393	No
303	GOM_NL__2PRFIN20041130_142014_000000642032_00311_14393_6661.N1	30-NOV-2004 14:20:14	Twi_and_stray	64.000	27	24Gam Ori	1.6360	26000.	128	14393	No
304	GOM_NL__2PRFIN20041130_142230_000000562032_00311_14393_6662.N1	30-NOV-2004 14:22:30	Bright	56.000	13	87Alp Tau	0.86700	3800.0	112	14393	No
305	GOM_NL__2PRFIN20041130_142405_000000402032_00311_14393_6663.N1	30-NOV-2004 14:24:05	Bright	40.000	146	25Eta Tau	2.8730	15200.	80	14393	No
306	GOM_NL__2PRFIN20041130_142627_000000412032_00311_14393_6664.N1	30-NOV-2004 14:26:27	Bright	40.500	150	44Zet Per	2.8900	28000.	81	14393	No
307	GOM_NL__2PRFIN20041130_142841_000000392032_00311_14393_6665.N1	30-NOV-2004 14:28:41	Bright	39.000	79	26Bet Per	2.3100	13100.	78	14393	No
308	GOM_NL__2PRFIN20041130_143054_000000392032_00311_14393_6666.N1	30-NOV-2004 14:30:54	Bright	39.000	175	39Del Per	3.0100	19400.	78	14393	No
309	GOM_NL__2PRFIN20041130_143215_000000382032_00311_14393_6667.N1	30-NOV-2004 14:32:15	Bright	38.000	160	23Gam Per	2.9300	4700.0	76	14393	No
310	GOM_NL__2PRFIN20041130_143434_000000382032_00311_14393_6668.N1	30-NOV-2004 14:34:34	Bright	37.500	110	37Del Cas	2.6780	8900.0	75	14393	No
311	GOM_NL__2PRFIN20041130_144216_000000382032_00311_14393_6669.N1	30-NOV-2004 14:42:16	Bright	37.500	49	1Alp UMi	1.9900	6300.0	75	14393	No
312	GOM_NL__2PRFIN20041130_144656_000000382032_00311_14393_6670.N1	30-NOV-2004 14:46:56	Bright	37.500	60	7Bet UMi	2.0810	3950.0	75	14393	No
313	GOM_NL__2PRFIN20041130_144858_000000482032_00311_14393_6671.N1	30-NOV-2004 14:48:58	Bright	47.500	36	50Alp UMa	1.8000	6300.0	95	14393	No
314	GOM_NL__2PRFIN20041130_145034_000000462032_00311_14393_6672.N1	30-NOV-2004 14:50:34	Bright	46.000	82	48Bet UMa	2.3650	10600.	92	14393	No
315	GOM_NL__2PRFIN20041130_145210_000000422032_00311_14393_6673.N1	30-NOV-2004 14:52:10	Bright	41.500	32	77Eps UMa	1.7630	11000.	83	14393	No
316	GOM_NL__2PRFIN20041130_145416_000000372032_00311_14393_6674.N1	30-NOV-2004 14:54:16	Bright	37.000	39	85Eta UMa	1.8540	24000.	74	14393	No
317	GOM_NL__2PRFIN20041130_145709_000000382032_00311_14393_6675.N1	30-NOV-2004 14:57:09	Bright	38.000	180	27Gam Boo	3.0400	8000.0	76	14393	No
318	GOM_NL__2PRFIN20041130_150009_000000452032_00311_14393_6676.N1	30-NOV-2004 15:00:09	Bright	44.500	83		2.3780	11000.	89	14393	No
319	GOM_NL__2PRFIN20041130_150242_000000362032_00311_14393_6677.N1	30-NOV-2004 15:02:42	Bright	35.500	3	16Alp Boo	-0.050000	4250.0	71	14393	No
320	GOM_NL__2PRFIN20041130_150618_000000742032_00311_14393_6678.N1	30-NOV-2004 15:06:18	Bright	74.000	96	68Del Leo	2.5600	9300.0	148	14393	No
321	GOM_NL__2PRFIN20041130_151036_000000472032_00311_14393_6679.N1	30-NOV-2004 15:10:36	Bright	46.500	121	29Gam Vir	2.7400	7200.0	93	14393	No
322	GOM_NL__2PRFIN20041130_151202_000000432032_00311_14393_6680.N1	30-NOV-2004 15:12:02	Bright	43.000	15	67Alp Vir	0.97600	28000.	86	14393	No
323	GOM_NL__2PRFIN20041130_151520_000000492032_00311_14393_6681.N1	30-NOV-2004 15:15:20	Twi_and_stray	49.000	163	7Del Crv	2.9450	11000.	98	14393	No
324	GOM_NL__2PRFIN20041130_151658_000000482032_00311_14393_6682.N1	30-NOV-2004 15:16:58	Twilight	48.000	106	9Bet Crv	2.6480	5600.0	96	14393	No
325	GOM_NL__2PRFIN20041130_151857_000000422032_00311_14393_6683.N1	30-NOV-2004 15:18:57	Dark	41.500	123	1ot Cen	2.7500	10200.	83	14393	No
326	GOM_NL__2PRFIN20041130_152257_000000432032_00311_14393_6684.N1	30-NOV-2004 15:22:57	Dark	42.500	77	Eps Cen	2.3030	28000.	85	14393	No
327	GOM_NL__2PRFIN20041130_152439_000000492032_00311_14393_6685.N1	30-NOV-2004 15:24:39	Dark	48.500	10	Bet Cen	0.61000	28000.	97	14393	No
328	GOM_NL__2PRFIN20041130_152633_000000492032_00312_14394_6650.N1	30-NOV-2004 15:26:33	Dark	49.000	12	Alp1Cru	0.77500	30000.	98	14394	No
329	GOM_NL__2PRFIN20041130_152917_000000392032_00312_14394_6651.N1	30-NOV-2004 15:29:17	Dark	39.000	124	The Car	2.7640	30000.	78	14394	No
330	GOM_NL__2PRFIN20041130_153357_000000482032_00312_14394_6652.N1	30-NOV-2004 15:33:57	Dark	47.500	41	Eps Car	1.8600	4100.0	95	14394	No
331	GOM_NL__2PRFIN20041130_153556_000000512032_00312_14394_6653.N1	30-NOV-2004 15:35:56	Dark	51.000	34	Gam2Vel	1.7930	23000.	102	14394	No
332	GOM_NL__2PRFIN20041130_153919_000000582032_00312_14394_6654.N1	30-NOV-2004 15:39:19	Dark	58.000	2	Alp Car	-0.73600	7000.0	116	14394	No
333	GOM_NL__2PRFIN20041130_154108_000000702032_00312_14394_6655.N1	30-NOV-2004 15:41:08	Dark	69.500	117	Pi Pup	2.7060	3800.0	139	14394	No
334	GOM_NL__2PRFIN20041130_154337_000000772032_00312_14394_6656.N1	30-NOV-2004 15:43:37	Dark	77.000	88	31Eta CMa	2.4480	20000.	154	14394	No
335	GOM_NL__2PRFIN20041130_154556_000000572032_00312_14394_6657.N1	30-NOV-2004 15:45:56	Dark	57.000	177	1Zet CMa	3.0220	26000.	114	14394	No
336	GOM_NL__2PRFIN20041130_155123_000000952032_00312_14394_6658.N1	30-NOV-2004 15:51:23	Straylight	94.500	1	9Alp CMa	-1.4400	11000.	189	14394	No
337	GOM_NL__2PRFIN20041130_155505_000000612032_00312_14394_6659.N1	30-NOV-2004 15:55:05	Straylight	60.500	7	19Bet Ori	0.10000	14000.	121	14394	No

338	GOM_NL__2PRFIN20041130_155806_000000692032_00312_14394_6660.N1	30-NOV-2004 15:58:06	Twilight	68.500	30	46Eps Ori	1.6940	30000.	137	14394	No
339	GOM_NL__2PRFIN20041130_160050_000000582032_00312_14394_6661.N1	30-NOV-2004 16:00:50	Twilight	57.500	27	24Gam Ori	1.6360	26000.	115	14394	No
340	GOM_NL__2PRFIN20041130_160305_000000562032_00312_14394_6662.N1	30-NOV-2004 16:03:05	Bright	56.000	13	87Alp Tau	0.86700	3800.0	112	14394	No
341	GOM_NL__2PRFIN20041130_160441_000000402032_00312_14394_6663.N1	30-NOV-2004 16:04:41	Bright	39.500	146	25Eta Tau	2.8730	15200.	79	14394	No
342	GOM_NL__2PRFIN20041130_160703_000000402032_00312_14394_6664.N1	30-NOV-2004 16:07:03	Bright	40.000	150	44Zet Per	2.8900	28000.	80	14394	No
343	GOM_NL__2PRFIN20041130_160918_000000402032_00312_14394_6665.N1	30-NOV-2004 16:09:18	Bright	39.500	79	26Bet Per	2.3100	13100.	79	14394	No
344	GOM_NL__2PRFIN20041130_161130_000000382032_00312_14394_6666.N1	30-NOV-2004 16:11:30	Bright	38.000	175	39Del Per	3.0100	19400.	76	14394	No
345	GOM_NL__2PRFIN20041130_161250_000000372032_00312_14394_6667.N1	30-NOV-2004 16:12:50	Bright	37.000	160	23Gam Per	2.9300	4700.0	74	14394	No
346	GOM_NL__2PRFIN20041130_161510_000000372032_00312_14394_6668.N1	30-NOV-2004 16:15:10	Bright	37.000	110	37Del Cas	2.6780	8900.0	74	14394	No
347	GOM_NL__2PRFIN20041130_162253_000000392032_00312_14394_6669.N1	30-NOV-2004 16:22:53	Bright	38.500	49	1Alp UMi	1.9900	6300.0	77	14394	No
348	GOM_NL__2PRFIN20041130_162733_000000362032_00312_14394_6670.N1	30-NOV-2004 16:27:33	Bright	36.000	60	7Bet UMi	2.0810	3950.0	72	14394	No
349	GOM_NL__2PRFIN20041130_162934_000000422032_00312_14394_6671.N1	30-NOV-2004 16:29:34	Bright	42.000	36	50Alp UMa	1.8000	6300.0	84	14394	No
350	GOM_NL__2PRFIN20041130_163110_000000462032_00312_14394_6672.N1	30-NOV-2004 16:31:10	Bright	45.500	82	48Bet UMa	2.3650	10600.	91	14394	No
351	GOM_NL__2PRFIN20041130_163246_000000402032_00312_14394_6673.N1	30-NOV-2004 16:32:46	Bright	40.000	32	77Eps UMa	1.7630	11000.	80	14394	No
352	GOM_NL__2PRFIN20041130_163451_000000392032_00312_14394_6674.N1	30-NOV-2004 16:34:51	Bright	39.000	39	85Eta UMa	1.8540	24000.	78	14394	No
353	GOM_NL__2PRFIN20041130_163745_000000382032_00312_14394_6675.N1	30-NOV-2004 16:37:45	Bright	37.500	180	27Gam Boo	3.0400	8000.0	75	14394	No
354	GOM_NL__2PRFIN20041130_164044_000000382032_00312_14394_6676.N1	30-NOV-2004 16:40:44	Bright	37.500	83		2.3780	11000.	75	14394	No
355	GOM_NL__2PRFIN20041130_164318_000000362032_00312_14394_6677.N1	30-NOV-2004 16:43:18	Bright	35.500	3	16Alp Boo	-0.050000	4250.0	71	14394	No
356	GOM_NL__2PRFIN20041130_164655_000000722032_00312_14394_6678.N1	30-NOV-2004 16:46:55	Bright	71.500	96	68Del Leo	2.5600	9300.0	143	14394	No
357	GOM_NL__2PRFIN20041130_165112_000000452032_00312_14394_6679.N1	30-NOV-2004 16:51:12	Bright	45.000	121	29Gam Vir	2.7400	7200.0	90	14394	No
358	GOM_NL__2PRFIN20041130_165239_000000422032_00312_14394_6680.N1	30-NOV-2004 16:52:39	Bright	42.000	15	67Alp Vir	0.97600	28000.	84	14394	No
359	GOM_NL__2PRFIN20041130_165557_000000472032_00312_14394_6681.N1	30-NOV-2004 16:55:57	Twilight	46.500	163	7Del Crv	2.9450	11000.	93	14394	No
360	GOM_NL__2PRFIN20041130_165735_000000482032_00312_14394_6682.N1	30-NOV-2004 16:57:35	Twilight	48.000	106	9Bet Crv	2.6480	5600.0	96	14394	No
361	GOM_NL__2PRFIN20041130_165934_000000402032_00312_14394_6683.N1	30-NOV-2004 16:59:34	Dark	40.000	123	1ot Cen	2.7500	10200.	80	14394	No
362	GOM_NL__2PRFIN20041130_170336_000000402032_00312_14394_6684.N1	30-NOV-2004 17:03:36	Dark	39.500	77	Eps Cen	2.3030	28000.	79	14394	No
363	GOM_NL__2PRFIN20041130_170515_000000442032_00312_14394_6685.N1	30-NOV-2004 17:05:15	Dark	43.500	10	Bet Cen	0.61000	28000.	87	14394	No
364	GOM_NL__2PRFIN20041130_170710_000000492032_00313_14395_6650.N1	30-NOV-2004 17:07:10	Dark	48.500	12	Alp1Cru	0.77500	30000.	97	14395	No
365	GOM_NL__2PRFIN20041130_170953_000000402032_00313_14395_6651.N1	30-NOV-2004 17:09:53	Dark	39.500	124	The Car	2.7640	30000.	79	14395	No
366	GOM_NL__2PRFIN20041130_171433_000000472032_00313_14395_6652.N1	30-NOV-2004 17:14:33	Dark	46.500	41	Eps Car	1.8600	4100.0	93	14395	No
367	GOM_NL__2PRFIN20041130_171633_000000532032_00313_14395_6653.N1	30-NOV-2004 17:16:33	Dark	52.500	34	Gam2Vel	1.7930	23000.	105	14395	No
368	GOM_NL__2PRFIN20041130_171955_000000582032_00313_14395_6654.N1	30-NOV-2004 17:19:55	Dark	58.000	2	Alp Car	-0.73600	7000.0	116	14395	No
369	GOM_NL__2PRFIN20041130_172145_000000652032_00313_14395_6655.N1	30-NOV-2004 17:21:45	Dark	65.000	117	Pi Pup	2.7060	3800.0	130	14395	No
370	GOM_NL__2PRFIN20041130_172535_000000712032_00313_14395_6656.N1	30-NOV-2004 17:25:35	Dark	71.000	23	21Eps CMa	1.5020	26000.	142	14395	No
371	GOM_NL__2PRFIN20041130_172744_000000782032_00313_14395_6657.N1	30-NOV-2004 17:27:44	Straylight	78.000	179	24Omi2CMa	3.0320	24000.	156	14395	No
372	GOM_NL__2PRFIN20041130_173159_000000982032_00313_14395_6658.N1	30-NOV-2004 17:31:59	Straylight	98.000	1	9Alp CMa	-1.4400	11000.	196	14395	No
373	GOM_NL__2PRFIN20041130_173540_000000622032_00313_14395_6659.N1	30-NOV-2004 17:35:40	Straylight	62.000	7	19Bet Ori	0.10000	14000.	124	14395	No
374	GOM_NL__2PRFIN20041130_173842_000000662032_00313_14395_6660.N1	30-NOV-2004 17:38:42	Twilight	66.000	30	46Eps Ori	1.6940	30000.	132	14395	No
375	GOM_NL__2PRFIN20041130_174126_000000632032_00313_14395_6661.N1	30-NOV-2004 17:41:26	Twilight	63.000	27	24Gam Ori	1.6360	26000.	126	14395	No
376	GOM_NL__2PRFIN20041130_174341_000000632032_00313_14395_6662.N1	30-NOV-2004 17:43:41	Bright	63.000	13	87Alp Tau	0.86700	3800.0	126	14395	No
377	GOM_NL__2PRFIN20041130_174517_000000402032_00313_14395_6663.N1	30-NOV-2004 17:45:17	Bright	39.500	146	25Eta Tau	2.8730	15200.	79	14395	No
378	GOM_NL__2PRFIN20041130_174737_000000432032_00313_14395_6664.N1	30-NOV-2004 17:47:37	Bright	42.500	150	44Zet Per	2.8900	28000.	85	14395	No
379	GOM_NL__2PRFIN20041130_174951_000000412032_00313_14395_6665.N1	30-NOV-2004 17:49:51	Bright	40.500	79	26Bet Per	2.3100	13100.	81	14395	No
380	GOM_NL__2PRFIN20041130_175206_000000392032_00313_14395_6666.N1	30-NOV-2004 17:52:06	Bright	39.000	175	39Del Per	3.0100	19400.	78	14395	No
381	GOM_NL__2PRFIN20041130_175324_000000422032_00313_14395_6667.N1	30-NOV-2004 17:53:24	Bright	41.500	160	23Gam Per	2.9300	4700.0	83	14395	No
382	GOM_NL__2PRFIN20041130_175544_000000392032_00313_14395_6668.N1	30-NOV-2004 17:55:44	Bright	39.000	110	37Del Cas	2.6780	8900.0	78	14395	No
383	GOM_NL__2PRFIN20041130_180327_000000412032_00313_14395_6669.N1	30-NOV-2004 18:03:27	Bright	40.500	49	1Alp UMi	1.9900	6300.0	81	14395	No
384	GOM_NL__2PRFIN20041130_180808_000000382032_00313_14395_6670.N1	30-NOV-2004 18:08:08	Bright	37.500	60	7Bet UMi	2.0810	3950.0	75	14395	No
385	GOM_NL__2PRFIN20041130_181010_000000472032_00313_14395_6671.N1	30-NOV-2004 18:10:10	Bright	47.000	36	50Alp UMa	1.8000	6300.0	94	14395	No
386	GOM_NL__2PRFIN20041130_181146_000000462032_00313_14395_6672.N1	30-NOV-2004 18:11:46	Bright	46.000	82	48Bet UMa	2.3650	10600.	92	14395	No
387	GOM_NL__2PRFIN20041130_181323_000000422032_00313_14395_6673.N1	30-NOV-2004 18:13:23	Bright	41.500	32	77Eps UMa	1.7630	11000.	83	14395	No
388	GOM_NL__2PRFIN20041130_181527_000000402032_00313_14395_6674.N1	30-NOV-2004 18:15:27	Bright	39.500	39	85Eta UMa	1.8540	24000.	79	14395	No
389	GOM_NL__2PRFIN20041130_181821_000000372032_00313_14395_6675.N1	30-NOV-2004 18:18:21	Bright	37.000	180	27Gam Boo	3.0400	8000.0	74	14395	No
390	GOM_NL__2PRFIN20041130_182120_000000402032_00313_14395_6676.N1	30-NOV-2004 18:21:20	Bright	39.500	83		2.3780	11000.	79	14395	No
391	GOM_NL__2PRFIN20041130_182354_000000372032_00313_14395_6677.N1	30-NOV-2004 18:23:54	Bright	36.500	3	16Alp Boo	-0.050000	4250.0	73	14395	No
392	GOM_NL__2PRFIN20041130_182731_000000742032_00313_14395_6678.N1	30-NOV-2004 18:27:31	Bright	73.500	96	68Del Leo	2.5600	9300.0	147	14395	No
393	GOM_NL__2PRFIN20041130_183149_000000472032_00313_14395_6679.N1	30-NOV-2004 18:31:49	Bright	46.500	121	29Gam Vir	2.7400	7200.0	93	14395	No
394	GOM_NL__2PRFIN20041130_183633_000000472032_00313_14395_6680.N1	30-NOV-2004 18:36:33	Twilight	47.000	163	7Del Crv	2.9450	11000.	94	14395	No
395	GOM_NL__2PRFIN20041130_183811_000000482032_00313_14395_6681.N1	30-NOV-2004 18:38:11	Twilight	47.500	106	9Bet Crv	2.6480	5600.0	95	14395	No
396	GOM_NL__2PRFIN20041130_184011_000000412032_00313_14395_6682.N1	30-NOV-2004 18:40:11	Dark	40.500	123	1ot Cen	2.7500	10200.	81	14395	No

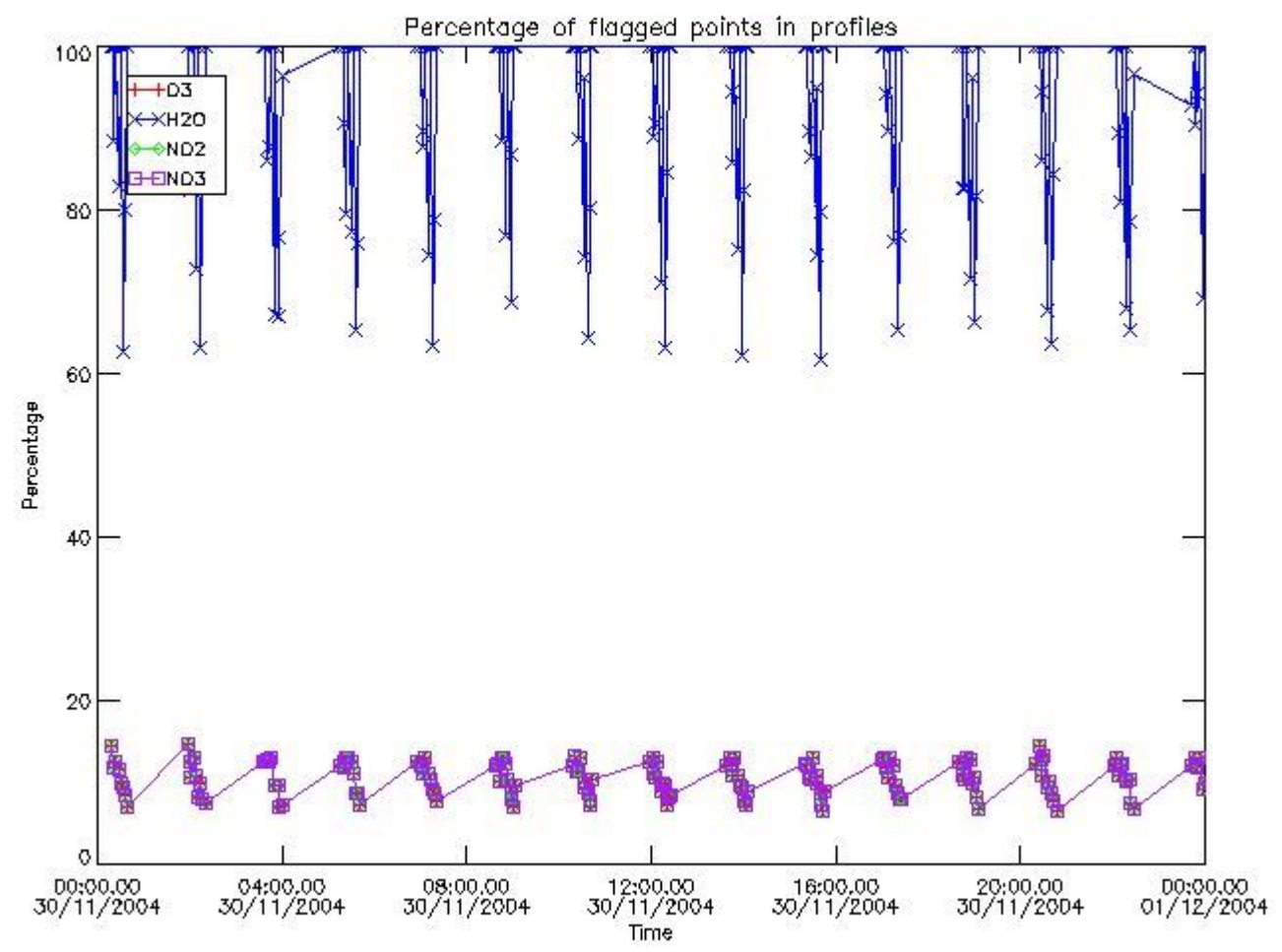
397	GOM_NL__2PRFIN20041130_184412_000000422032_00313_14395_6683.N1	30-NOV-2004 18:44:12	Dark	41.500	77	Eps Cen	2.3030	28000.	83	14395	No
398	GOM_NL__2PRFIN20041130_184551_000000472032_00313_14395_6684.N1	30-NOV-2004 18:45:51	Dark	46.500	10	Bet Cen	0.61000	28000.	93	14395	No
399	GOM_NL__2PRFIN20041130_184746_000000502032_00314_14396_6650.N1	30-NOV-2004 18:47:46	Dark	49.500	12	Alp1Cru	0.77500	30000.	99	14396	No
400	GOM_NL__2PRFIN20041130_185030_000000402032_00314_14396_6651.N1	30-NOV-2004 18:50:30	Dark	39.500	124	The Car	2.7640	30000.	79	14396	No
401	GOM_NL__2PRFIN20041130_185510_000000482032_00314_14396_6652.N1	30-NOV-2004 18:55:10	Dark	48.000	41	Eps Car	1.8600	4100.0	96	14396	No
402	GOM_NL__2PRFIN20041130_185710_000000512032_00314_14396_6653.N1	30-NOV-2004 18:57:10	Dark	51.000	34	Gam2Vel	1.7930	23000.	102	14396	No
403	GOM_NL__2PRFIN20041130_190032_000000482032_00314_14396_6654.N1	30-NOV-2004 19:00:32	Dark	48.000	2	Alp Car	-0.73600	7000.0	96	14396	No
404	GOM_NL__2PRFIN20041130_190223_000000632032_00314_14396_6655.N1	30-NOV-2004 19:02:23	Dark	63.000	117	Pi Pup	2.7060	3800.0	126	14396	No
405	GOM_NL__2PRFIN20041130_190610_000000762032_00314_14396_6656.N1	30-NOV-2004 19:06:10	Dark	75.500	23	21Eps CMa	1.5020	26000.	151	14396	No
406	GOM_NL__2PRFIN20041130_190820_000000792032_00314_14396_6657.N1	30-NOV-2004 19:08:20	Straylight	78.500	179	24Omi2CMa	3.0320	24000.	157	14396	No
407	GOM_NL__2PRFIN20041130_191235_000000992032_00314_14396_6658.N1	30-NOV-2004 19:12:35	Straylight	98.500	1	9Alp CMa	-1.4400	11000.	197	14396	No
408	GOM_NL__2PRFIN20041130_191616_000000682032_00314_14396_6659.N1	30-NOV-2004 19:16:16	Straylight	68.000	7	19Bet Ori	0.10000	14000.	136	14396	No
409	GOM_NL__2PRFIN20041130_191915_000000692032_00314_14396_6660.N1	30-NOV-2004 19:19:15	Tw_i_and_stray	69.000	30	46Eps Ori	1.6940	30000.	138	14396	No
410	GOM_NL__2PRFIN20041130_192201_000000652032_00314_14396_6661.N1	30-NOV-2004 19:22:01	Tw_i_and_stray	64.500	27	24Gam Ori	1.6360	26000.	129	14396	No
411	GOM_NL__2PRFIN20041130_192417_000000542032_00314_14396_6662.N1	30-NOV-2004 19:24:17	Bright	54.000	13	87Alp Tau	0.86700	3800.0	108	14396	No
412	GOM_NL__2PRFIN20041130_192553_000000392032_00314_14396_6663.N1	30-NOV-2004 19:25:53	Bright	38.500	146	25Eta Tau	2.8730	15200.	77	14396	No
413	GOM_NL__2PRFIN20041130_192812_000000412032_00314_14396_6664.N1	30-NOV-2004 19:28:12	Bright	41.000	150	44Zet Per	2.8900	28000.	82	14396	No
414	GOM_NL__2PRFIN20041130_193030_000000372032_00314_14396_6665.N1	30-NOV-2004 19:30:30	Bright	37.000	79	26Bet Per	2.3100	13100.	74	14396	No
415	GOM_NL__2PRFIN20041130_193243_000000382032_00314_14396_6666.N1	30-NOV-2004 19:32:43	Bright	37.500	175	39Del Per	3.0100	19400.	75	14396	No
416	GOM_NL__2PRFIN20041130_193403_000000382032_00314_14396_6667.N1	30-NOV-2004 19:34:03	Bright	37.500	160	23Gam Per	2.9300	4700.0	75	14396	No
417	GOM_NL__2PRFIN20041130_193623_000000382032_00314_14396_6668.N1	30-NOV-2004 19:36:23	Bright	38.000	110	37Del Cas	2.6780	8900.0	76	14396	No
418	GOM_NL__2PRFIN20041130_194406_000000392032_00314_14396_6669.N1	30-NOV-2004 19:44:06	Bright	38.500	49	1Alp UMi	1.9900	6300.0	77	14396	No
419	GOM_NL__2PRFIN20041130_194845_000000362032_00314_14396_6670.N1	30-NOV-2004 19:48:45	Bright	35.500	60	7Bet UMi	2.0810	3950.0	71	14396	No
420	GOM_NL__2PRFIN20041130_195045_000000482032_00314_14396_6671.N1	30-NOV-2004 19:50:45	Bright	48.000	36	50Alp UMa	1.8000	6300.0	96	14396	No
421	GOM_NL__2PRFIN20041130_195222_000000472032_00314_14396_6672.N1	30-NOV-2004 19:52:22	Bright	47.000	82	48Bet UMa	2.3650	10600.	94	14396	No
422	GOM_NL__2PRFIN20041130_195358_000000432032_00314_14396_6673.N1	30-NOV-2004 19:53:58	Bright	43.000	32	77Eps UMa	1.7630	11000.	86	14396	No
423	GOM_NL__2PRFIN20041130_195603_000000392032_00314_14396_6674.N1	30-NOV-2004 19:56:03	Bright	39.000	39	85Eta UMa	1.8540	24000.	78	14396	No
424	GOM_NL__2PRFIN20041130_195857_000000372032_00314_14396_6675.N1	30-NOV-2004 19:58:57	Bright	37.000	180	27Gam Boo	3.0400	8000.0	74	14396	No
425	GOM_NL__2PRFIN20041130_200158_000000372032_00314_14396_6676.N1	30-NOV-2004 20:01:58	Bright	36.500	83		2.3780	11000.	73	14396	No
426	GOM_NL__2PRFIN20041130_200430_000000372032_00314_14396_6677.N1	30-NOV-2004 20:04:30	Bright	36.500	3	16Alp Boo	-0.050000	4250.0	73	14396	No
427	GOM_NL__2PRFIN20041130_200808_000000782032_00314_14396_6678.N1	30-NOV-2004 20:08:08	Bright	77.500	96	68Del Leo	2.5600	9300.0	155	14396	No
428	GOM_NL__2PRFIN20041130_201225_000000452032_00314_14396_6679.N1	30-NOV-2004 20:12:25	Bright	44.500	121	29Gam Vir	2.7400	7200.0	89	14396	No
429	GOM_NL__2PRFIN20041130_201710_000000482032_00314_14396_6680.N1	30-NOV-2004 20:17:10	Tw_i_and_stray	47.500	163	7Del Crv	2.9450	11000.	95	14396	No
430	GOM_NL__2PRFIN20041130_201848_000000472032_00314_14396_6681.N1	30-NOV-2004 20:18:48	Twilight	46.500	106	9Bet Crv	2.6480	5600.0	93	14396	No
431	GOM_NL__2PRFIN20041130_202047_000000422032_00314_14396_6682.N1	30-NOV-2004 20:20:47	Dark	41.500	123	lot Cen	2.7500	10200.	83	14396	No
432	GOM_NL__2PRFIN20041130_202449_000000392032_00314_14396_6683.N1	30-NOV-2004 20:24:49	Dark	38.500	77	Eps Cen	2.3030	28000.	77	14396	No
433	GOM_NL__2PRFIN20041130_202627_000000472032_00314_14396_6684.N1	30-NOV-2004 20:26:27	Dark	46.500	10	Bet Cen	0.61000	28000.	93	14396	No
434	GOM_NL__2PRFIN20041130_202823_000000402032_00315_14397_6650.N1	30-NOV-2004 20:28:23	Dark	40.000	12	Alp1Cru	0.77500	30000.	80	14397	No
435	GOM_NL__2PRFIN20041130_203106_000000392032_00315_14397_6651.N1	30-NOV-2004 20:31:06	Dark	38.500	124	The Car	2.7640	30000.	77	14397	No
436	GOM_NL__2PRFIN20041130_203546_000000552032_00315_14397_6652.N1	30-NOV-2004 20:35:46	Dark	54.500	41	Eps Car	1.8600	4100.0	109	14397	No
437	GOM_NL__2PRFIN20041130_203747_000000512032_00315_14397_6653.N1	30-NOV-2004 20:37:47	Dark	50.500	34	Gam2Vel	1.7930	23000.	101	14397	No
438	GOM_NL__2PRFIN20041130_204108_000000582032_00315_14397_6654.N1	30-NOV-2004 20:41:08	Dark	58.000	2	Alp Car	-0.73600	7000.0	116	14397	No
439	GOM_NL__2PRFIN20041130_204301_000000672032_00315_14397_6655.N1	30-NOV-2004 20:43:01	Dark	67.000	117	Pi Pup	2.7060	3800.0	134	14397	No
440	GOM_NL__2PRFIN20041130_204646_000000782032_00315_14397_6656.N1	30-NOV-2004 20:46:46	Dark	77.500	23	21Eps CMa	1.5020	26000.	155	14397	No
441	GOM_NL__2PRFIN20041130_204857_000000782032_00315_14397_6657.N1	30-NOV-2004 20:48:57	Straylight	77.500	179	24Omi2CMa	3.0320	24000.	155	14397	No
442	GOM_NL__2PRFIN20041130_205311_000000932032_00315_14397_6658.N1	30-NOV-2004 20:53:11	Straylight	92.500	1	9Alp CMa	-1.4400	11000.	185	14397	No
443	GOM_NL__2PRFIN20041130_205652_000000672032_00315_14397_6659.N1	30-NOV-2004 20:56:52	Straylight	66.500	7	19Bet Ori	0.10000	14000.	133	14397	No
444	GOM_NL__2PRFIN20041130_205951_000000672032_00315_14397_6660.N1	30-NOV-2004 20:59:51	Tw_i_and_stray	67.000	30	46Eps Ori	1.6940	30000.	134	14397	No
445	GOM_NL__2PRFIN20041130_210235_000000622032_00315_14397_6661.N1	30-NOV-2004 21:02:35	Tw_i_and_stray	62.000	27	24Gam Ori	1.6360	26000.	124	14397	No
446	GOM_NL__2PRFIN20041130_210452_000000562032_00315_14397_6662.N1	30-NOV-2004 21:04:52	Bright	55.500	13	87Alp Tau	0.86700	3800.0	111	14397	No
447	GOM_NL__2PRFIN20041130_210629_000000402032_00315_14397_6663.N1	30-NOV-2004 21:06:29	Bright	39.500	146	25Eta Tau	2.8730	15200.	79	14397	No
448	GOM_NL__2PRFIN20041130_210850_000000402032_00315_14397_6664.N1	30-NOV-2004 21:08:50	Bright	40.000	150	44Zet Per	2.8900	28000.	80	14397	No
449	GOM_NL__2PRFIN20041130_211105_000000382032_00315_14397_6665.N1	30-NOV-2004 21:11:05	Bright	37.500	79	26Bet Per	2.3100	13100.	75	14397	No
450	GOM_NL__2PRFIN20041130_211318_000000362032_00315_14397_6666.N1	30-NOV-2004 21:13:18	Bright	36.000	175	39Del Per	3.0100	19400.	72	14397	No
451	GOM_NL__2PRFIN20041130_211439_000000372032_00315_14397_6667.N1	30-NOV-2004 21:14:39	Bright	36.500	160	23Gam Per	2.9300	4700.0	73	14397	No
452	GOM_NL__2PRFIN20041130_211659_000000382032_00315_14397_6668.N1	30-NOV-2004 21:16:59	Bright	37.500	110	37Del Cas	2.6780	8900.0	75	14397	No
453	GOM_NL__2PRFIN20041130_212442_000000392032_00315_14397_6669.N1	30-NOV-2004 21:24:42	Bright	38.500	49	1Alp UMi	1.9900	6300.0	77	14397	No
454	GOM_NL__2PRFIN20041130_212922_000000362032_00315_14397_6670.N1	30-NOV-2004 21:29:22	Bright	35.500	60	7Bet UMi	2.0810	3950.0	71	14397	No
455	GOM_NL__2PRFIN20041130_213121_000000472032_00315_14397_6671.N1	30-NOV-2004 21:31:21	Bright	46.500	36	50Alp UMa	1.8000	6300.0	93	14397	No

456	GOM_NL__2PRFIN20041130_213257_000000462032_00315_14397_6672.N1	30-NOV-2004 21:32:57	Bright	46.000	82	48Bet UMa	2.3650	10600.	92	14397	No
457	GOM_NL__2PRFIN20041130_213434_000000412032_00315_14397_6673.N1	30-NOV-2004 21:34:34	Bright	41.000	32	77Eps UMa	1.7630	11000.	82	14397	No
458	GOM_NL__2PRFIN20041130_213639_000000392032_00315_14397_6674.N1	30-NOV-2004 21:36:39	Bright	38.500	39	85Eta UMa	1.8540	24000.	77	14397	No
459	GOM_NL__2PRFIN20041130_213934_000000382032_00315_14397_6675.N1	30-NOV-2004 21:39:34	Bright	37.500	180	27Gam Boo	3.0400	8000.0	75	14397	No
460	GOM_NL__2PRFIN20041130_214234_000000372032_00315_14397_6676.N1	30-NOV-2004 21:42:34	Bright	36.500	83		2.3780	11000.	73	14397	No
461	GOM_NL__2PRFIN20041130_214506_000000372032_00315_14397_6677.N1	30-NOV-2004 21:45:06	Bright	36.500	3	16Alp Boo	-0.050000	4250.0	73	14397	No
462	GOM_NL__2PRFIN20041130_214844_000000752032_00315_14397_6678.N1	30-NOV-2004 21:48:44	Bright	74.500	96	68Del Leo	2.5600	9300.0	149	14397	No
463	GOM_NL__2PRFIN20041130_215301_000000432032_00315_14397_6679.N1	30-NOV-2004 21:53:01	Bright	43.000	121	29Gam Vir	2.7400	7200.0	86	14397	No
464	GOM_NL__2PRFIN20041130_215747_000000472032_00315_14397_6680.N1	30-NOV-2004 21:57:47	Twilight	47.000	163	7Del Crv	2.9450	11000.	94	14397	No
465	GOM_NL__2PRFIN20041130_215925_000000452032_00315_14397_6681.N1	30-NOV-2004 21:59:25	Twilight	44.500	106	9Bet Crv	2.6480	5600.0	89	14397	No
466	GOM_NL__2PRFIN20041130_220124_000000422032_00315_14397_6682.N1	30-NOV-2004 22:01:24	Dark	42.000	123	1ot Cen	2.7500	10200.	84	14397	No
467	GOM_NL__2PRFIN20041130_220525_000000392032_00315_14397_6683.N1	30-NOV-2004 22:05:25	Dark	39.000	77	Eps Cen	2.3030	28000.	78	14397	No
468	GOM_NL__2PRFIN20041130_220703_000000482032_00315_14397_6684.N1	30-NOV-2004 22:07:03	Dark	47.500	10	Bet Cen	0.61000	28000.	95	14397	No
469	GOM_NL__2PRFIN20041130_220859_000000432032_00316_14398_6651.N1	30-NOV-2004 22:08:59	Dark	42.500	12	Alp1Cru	0.77500	30000.	85	14398	No
470	GOM_NL__2PRFIN20041130_221143_000000422032_00316_14398_6652.N1	30-NOV-2004 22:11:43	Dark	41.500	124	The Car	2.7640	30000.	83	14398	No
471	GOM_NL__2PRFIN20041130_221622_000000512032_00316_14398_6653.N1	30-NOV-2004 22:16:22	Dark	50.500	41	Eps Car	1.8600	4100.0	101	14398	No
472	GOM_NL__2PRFIN20041130_221823_000000502032_00316_14398_6654.N1	30-NOV-2004 22:18:23	Dark	49.500	34	Gam2Vel	1.7930	23000.	99	14398	No
473	GOM_NL__2PRFIN20041130_222144_000000502032_00316_14398_6655.N1	30-NOV-2004 22:21:44	Dark	49.500	2	Alp Car	-0.73600	7000.0	99	14398	No
474	GOM_NL__2PRFIN20041130_222337_000000682032_00316_14398_6656.N1	30-NOV-2004 22:23:37	Dark	68.000	117	Pi Pup	2.7060	3800.0	136	14398	No
475	GOM_NL__2PRFIN20041130_222723_000000752032_00316_14398_6657.N1	30-NOV-2004 22:27:23	Dark	74.500	23	21Eps CMa	1.5020	26000.	149	14398	No
476	GOM_NL__2PRFIN20041130_222934_000000742032_00316_14398_6658.N1	30-NOV-2004 22:29:34	Straylight	74.000	179	24Omi2CMa	3.0320	24000.	148	14398	No
477	GOM_NL__2PRFIN20041130_223347_000000902032_00316_14398_6659.N1	30-NOV-2004 22:33:47	Straylight	90.000	1	9Alp CMa	-1.4400	11000.	180	14398	No
478	GOM_NL__2PRFIN20041130_223726_000000682032_00316_14398_6660.N1	30-NOV-2004 22:37:26	Straylight	68.000	7	19Bet Ori	0.10000	14000.	136	14398	No
479	GOM_NL__2PRFIN20041130_224026_000000662032_00316_14398_6661.N1	30-NOV-2004 22:40:26	Twilight	65.500	30	46Eps Ori	1.6940	30000.	131	14398	No
480	GOM_NL__2PRFIN20041130_224311_000000652032_00316_14398_6662.N1	30-NOV-2004 22:43:11	Twilight	65.000	27	24Gam Ori	1.6360	26000.	130	14398	No
481	GOM_NL__2PRFIN20041130_224527_000000542032_00316_14398_6663.N1	30-NOV-2004 22:45:27	Bright	54.000	13	87Alp Tau	0.86700	3800.0	108	14398	No
482	GOM_NL__2PRFIN20041130_224704_000000412032_00316_14398_6664.N1	30-NOV-2004 22:47:04	Bright	41.000	146	25Eta Tau	2.8730	15200.	82	14398	No
483	GOM_NL__2PRFIN20041130_224923_000000432032_00316_14398_6665.N1	30-NOV-2004 22:49:23	Bright	43.000	150	44Zet Per	2.8900	28000.	86	14398	No
484	GOM_NL__2PRFIN20041130_225141_000000402032_00316_14398_6666.N1	30-NOV-2004 22:51:41	Bright	39.500	79	26Bet Per	2.3100	13100.	79	14398	No
485	GOM_NL__2PRFIN20041130_225354_000000372032_00316_14398_6667.N1	30-NOV-2004 22:53:54	Bright	37.000	175	39Del Per	3.0100	19400.	74	14398	No
486	GOM_NL__2PRFIN20041130_225514_000000382032_00316_14398_6668.N1	30-NOV-2004 22:55:14	Bright	37.500	160	23Gam Per	2.9300	4700.0	75	14398	No
487	GOM_NL__2PRFIN20041130_225735_000000382032_00316_14398_6669.N1	30-NOV-2004 22:57:35	Bright	37.500	110	37Del Cas	2.6780	8900.0	75	14398	No
488	GOM_NL__2PRFIN20041130_230518_000000372032_00316_14398_6670.N1	30-NOV-2004 23:05:18	Bright	37.000	49	1Alp UMi	1.9900	6300.0	74	14398	No
489	GOM_NL__2PRFIN20041130_230957_000000362032_00316_14398_6671.N1	30-NOV-2004 23:09:57	Bright	36.000	60	7Bet UMi	2.0810	3950.0	72	14398	No
490	GOM_NL__2PRFIN20041130_231156_000000482032_00316_14398_6672.N1	30-NOV-2004 23:11:56	Bright	48.000	36	50Alp UMa	1.8000	6300.0	96	14398	No
491	GOM_NL__2PRFIN20041130_231332_000000482032_00316_14398_6673.N1	30-NOV-2004 23:13:32	Bright	47.500	82	48Bet UMa	2.3650	10600.	95	14398	No
492	GOM_NL__2PRFIN20041130_231509_000000402032_00316_14398_6674.N1	30-NOV-2004 23:15:09	Bright	39.500	32	77Eps UMa	1.7630	11000.	79	14398	No
493	GOM_NL__2PRFIN20041130_231715_000000402032_00316_14398_6675.N1	30-NOV-2004 23:17:15	Bright	39.500	39	85Eta UMa	1.8540	24000.	79	14398	No
494	GOM_NL__2PRFIN20041130_232010_000000382032_00316_14398_6676.N1	30-NOV-2004 23:20:10	Bright	37.500	180	27Gam Boo	3.0400	8000.0	75	14398	No
495	GOM_NL__2PRFIN20041130_232310_000000372032_00316_14398_6677.N1	30-NOV-2004 23:23:10	Bright	37.000	83		2.3780	11000.	74	14398	No
496	GOM_NL__2PRFIN20041130_232542_000000372032_00316_14398_6678.N1	30-NOV-2004 23:25:42	Bright	36.500	3	16Alp Boo	-0.050000	4250.0	73	14398	No
497	GOM_NL__2PRFIN20041130_232921_000000752032_00316_14398_6679.N1	30-NOV-2004 23:29:21	Bright	74.500	96	68Del Leo	2.5600	9300.0	149	14398	No
498	GOM_NL__2PRFIN20041130_233338_000000472032_00316_14398_6680.N1	30-NOV-2004 23:33:38	Bright	47.000	121	29Gam Vir	2.7400	7200.0	94	14398	No
499	GOM_NL__2PRFIN20041130_233823_000000482032_00316_14398_6681.N1	30-NOV-2004 23:38:23	Twilight	48.000	163	7Del Crv	2.9450	11000.	96	14398	No
500	GOM_NL__2PRFIN20041130_234001_000000532032_00316_14398_6682.N1	30-NOV-2004 23:40:01	Twilight	52.500	106	9Bet Crv	2.6480	5600.0	105	14398	No
501	GOM_NL__2PRFIN20041130_234159_000000432032_00316_14398_6683.N1	30-NOV-2004 23:41:59	Dark	42.500	123	1ot Cen	2.7500	10200.	85	14398	No
502	GOM_NL__2PRFIN20041130_234600_000000402032_00316_14398_6684.N1	30-NOV-2004 23:46:00	Dark	39.500	77	Eps Cen	2.3030	28000.	79	14398	No
503	GOM_NL__2PRFIN20041130_234739_000000422032_00316_14398_6685.N1	30-NOV-2004 23:47:39	Dark	42.000	10	Bet Cen	0.61000	28000.	84	14398	No
504	GOM_NL__2PRFIN20041130_234935_000000432032_00317_14399_6652.N1	30-NOV-2004 23:49:35	Dark	43.000	12	Alp1Cru	0.77500	30000.	86	14399	No
505	GOM_NL__2PRFIN20041130_235219_000000402032_00317_14399_6653.N1	30-NOV-2004 23:52:19	Dark	39.500	124	The Car	2.7640	30000.	79	14399	No
506	GOM_NL__2PRFIN20041130_235659_000000562032_00317_14399_6654.N1	30-NOV-2004 23:56:59	Dark	55.500	41	Eps Car	1.8600	4100.0	111	14399	No
507	GOM_NL__2PRFIN20041130_235900_000000522032_00317_14399_6655.N1	30-NOV-2004 23:59:00	Dark	51.500	34	Gam2Vel	1.7930	23000.	103	14399	No

3. Quality information per product

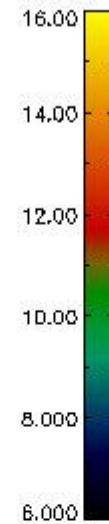
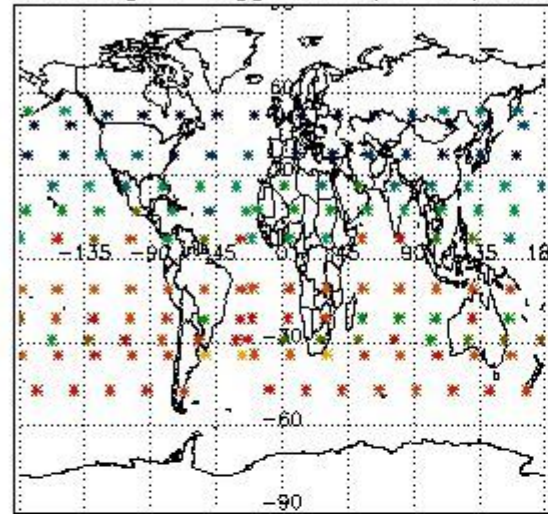
In this section it is plotted some information contained in the Quality Summary data set of the level 2 products. Only products in dark limb conditions and without errors (error flag in the MPH set to "0") are used.

3.1 Plot quality information per product (time dependant)

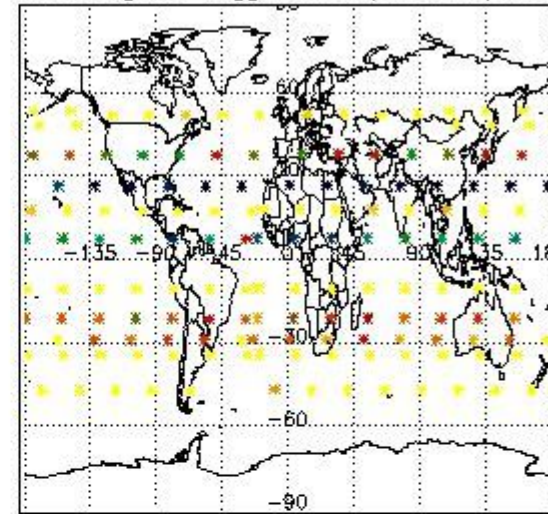


3.2 Plot quality information per product (world map)

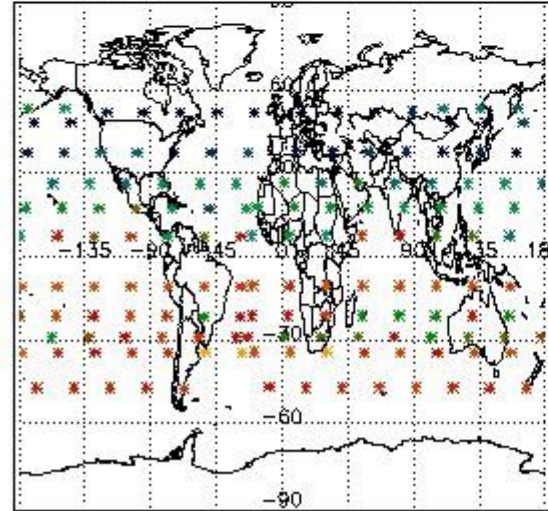
Percentage of flagged data per O3 profile



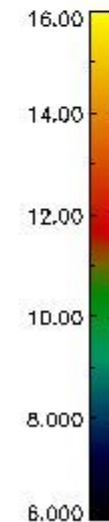
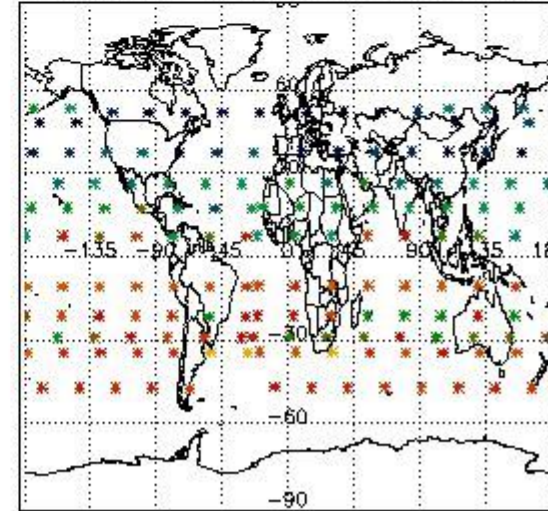
Percentage of flagged data per H2O profile



Percentage of flagged data per NO2 profile



Percentage of flagged data per NO3 profile

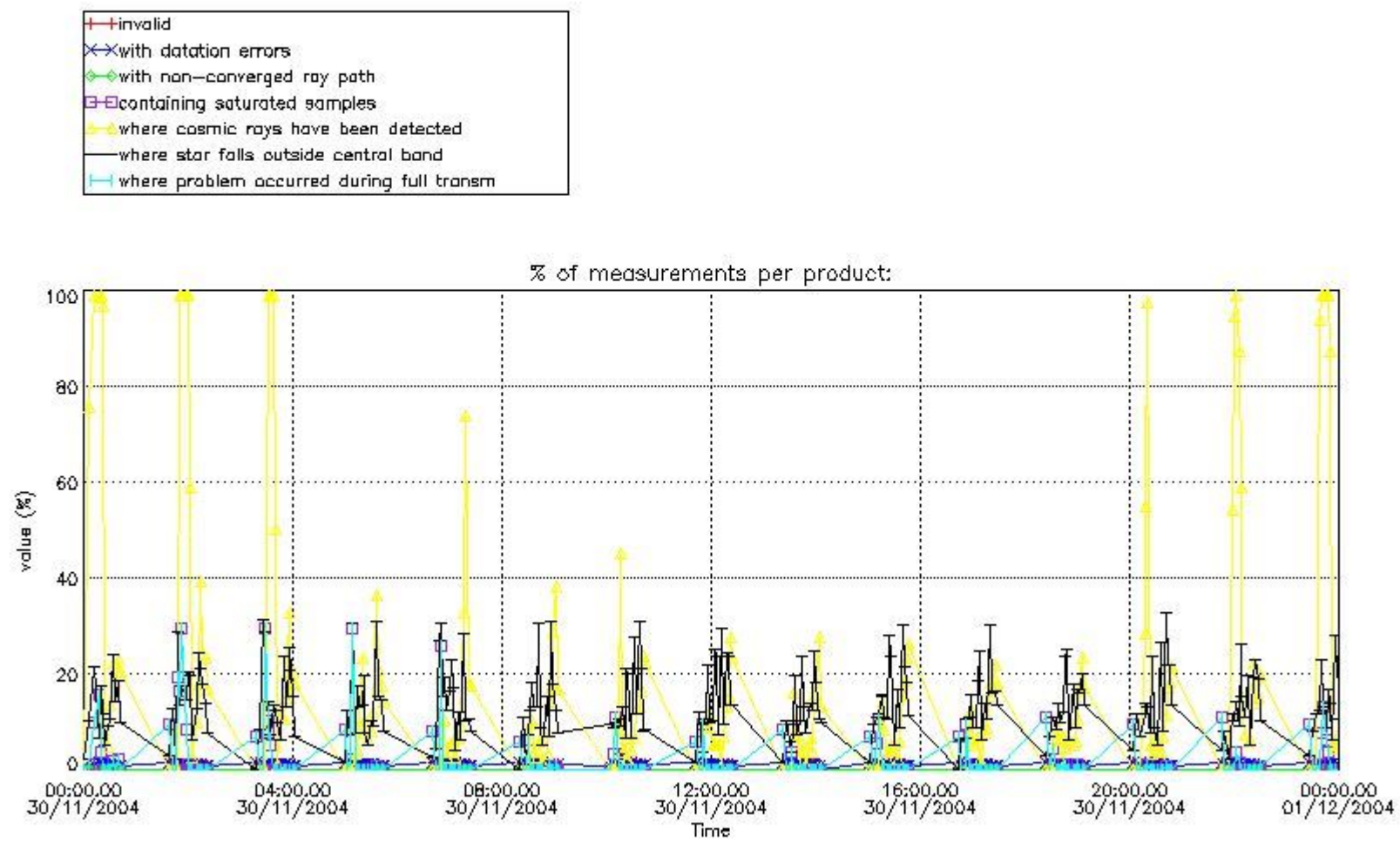


4. Level 1 quality information per product

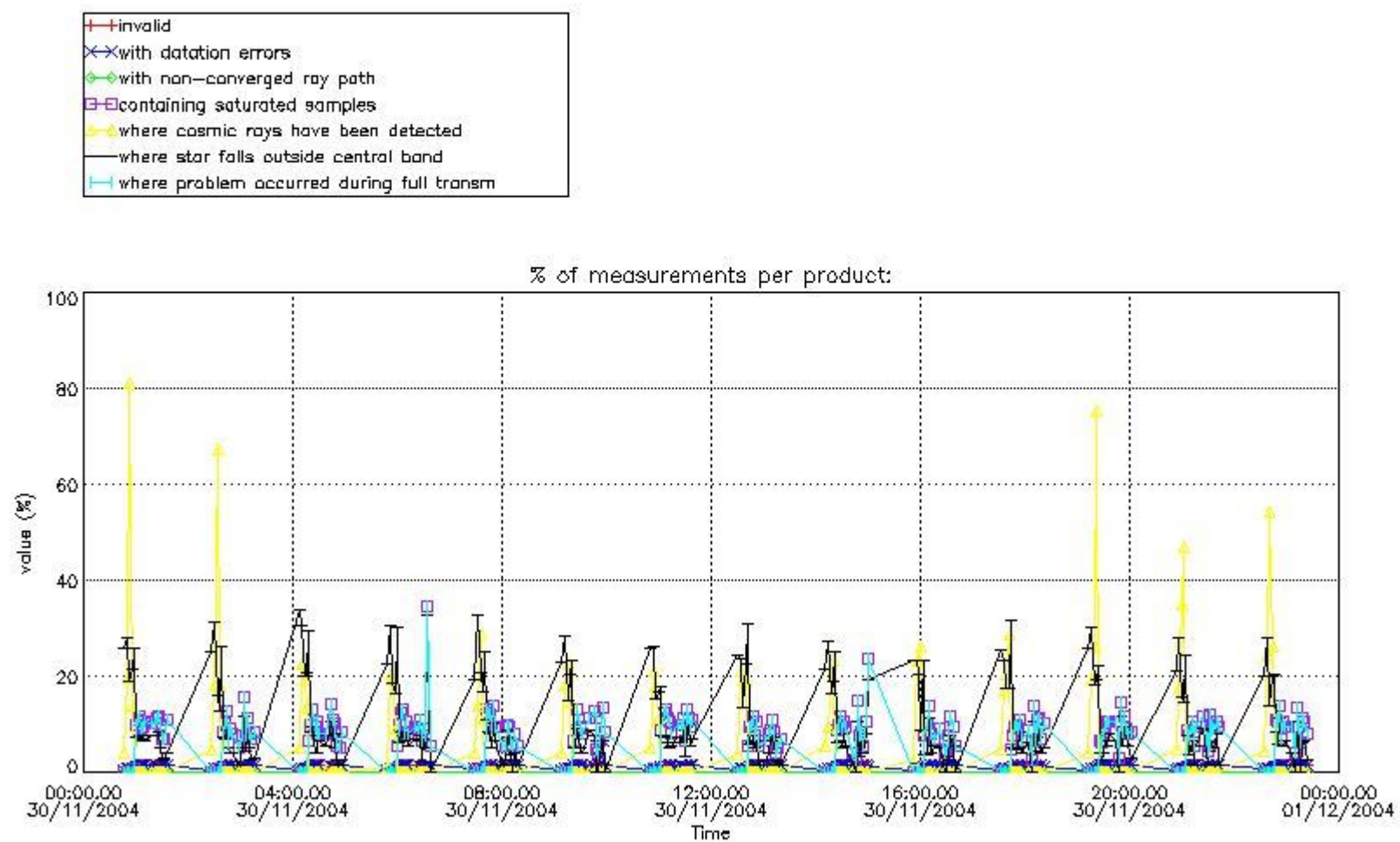
In this section it is plotted some information contained in the Quality Summary data set of the level 2 products that comes from the level 1b processing. Products without errors (error flag in the MPH set to "0") are used.

4.1 Plot quality information per product (time dependant) coming from level 1b processing

4.1.1 Plot level 1 quality information per product (time dependant): ENVISAT ASCENDING passes



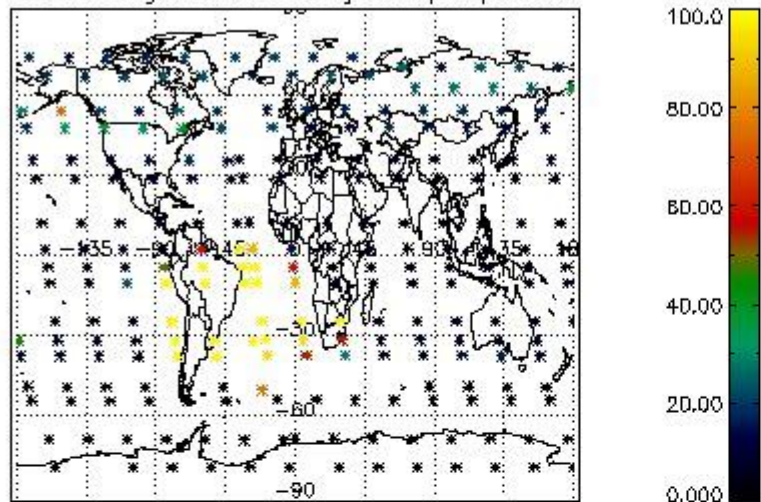
4.1.2 Plot level 1 quality information per product (time dependant): ENVI SAT DESCENDING passes



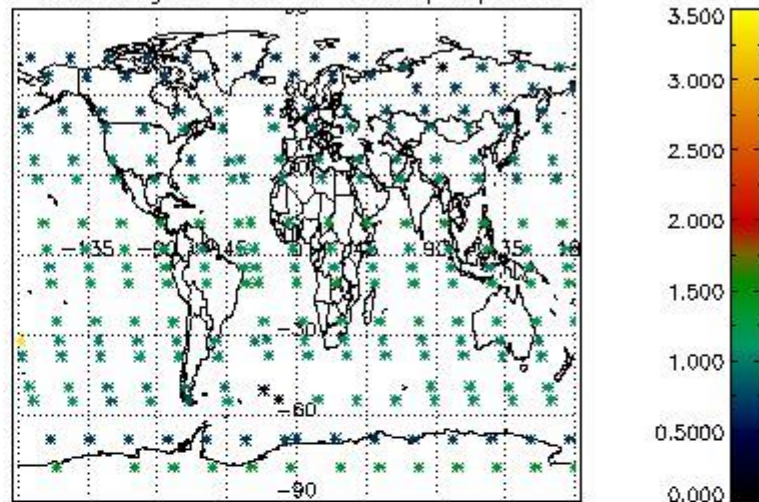
4.2 Plot quality information per product coming from level 1b processing (world map)

4.2.1 Plot level 1 quality information per product (world map): ENVISAT ASCENDING passes

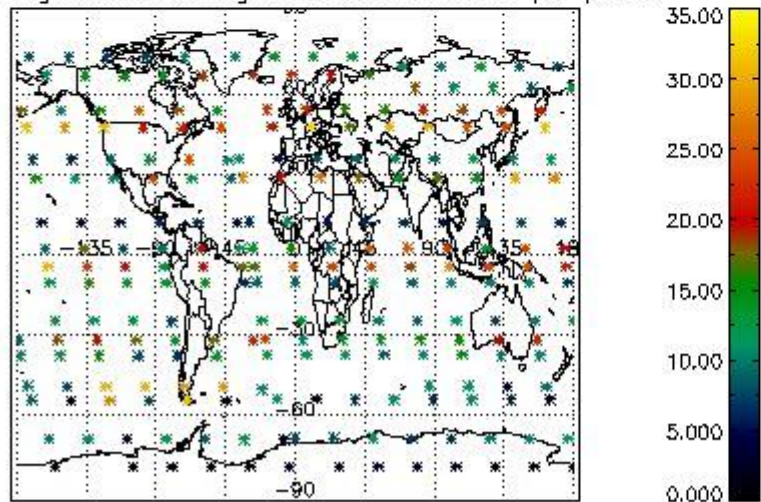
Percentage of cosmic ray hits per profile



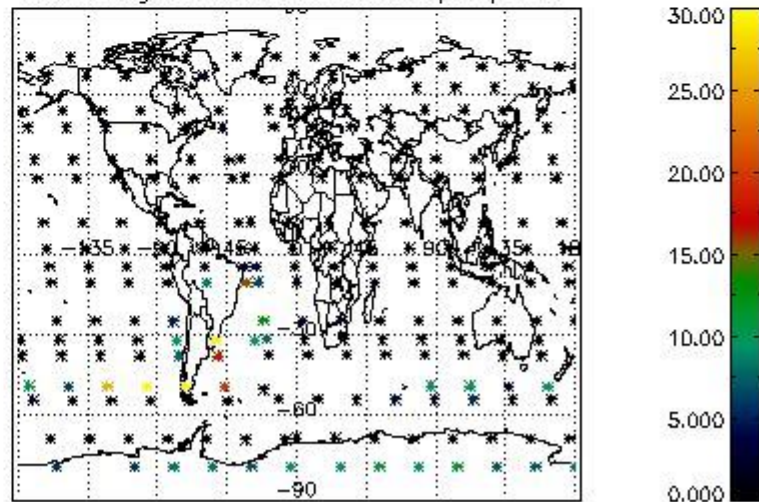
Percentage of datation errors per profile



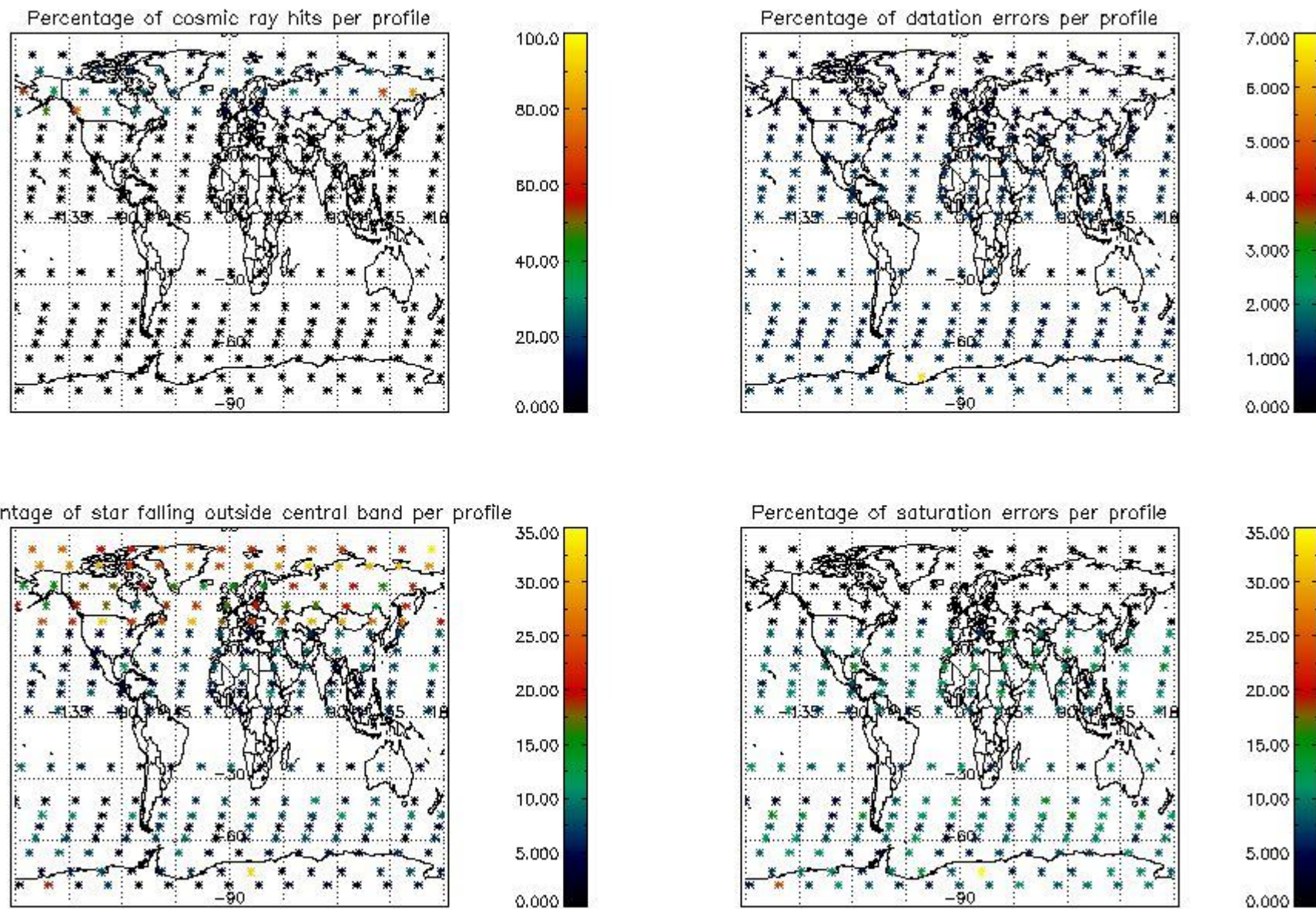
Percentage of star falling outside central band per profile



Percentage of saturation errors per profile



4.2.2 Plot level 1 quality information per product (world map): ENVISAT DESCENDING passes



5. Trace gas profiles

5.1 Ozone statistics based on quality of products

The final quality of the products can be "measured" using the STD (Standard Deviation) attached to every point profile. This information is written to the parameter GOM_NL__2P/NL_LOCAL_SPECIES_DENSITY/o3_std of the level 2 products. The table below shows the statistics for given STD ranges.

The statistics are given with respect to the overall valid production:

- Products without fatal errors: GOM_NL__2P/MPH/PRODUCT_ERR=0
- Valid point profile: GOM_NL__2P/NL_LOCAL_SPECIES_DENSITY/pcd(0)=0

The 'Criteria' is applied to valid points of dark limb products:

- Products in dark limb illumination condition: GOM_NL__2P/NL_SUMMARY_QUALITY/obs_ill_cond=0
- Products without fatal errors: GOM_NL__2P/MPH/PRODUCT_ERR=0
- Valid point profile: GOM_NL__2P/NL_LOCAL_SPECIES_DENSITY/pcd(0)=0

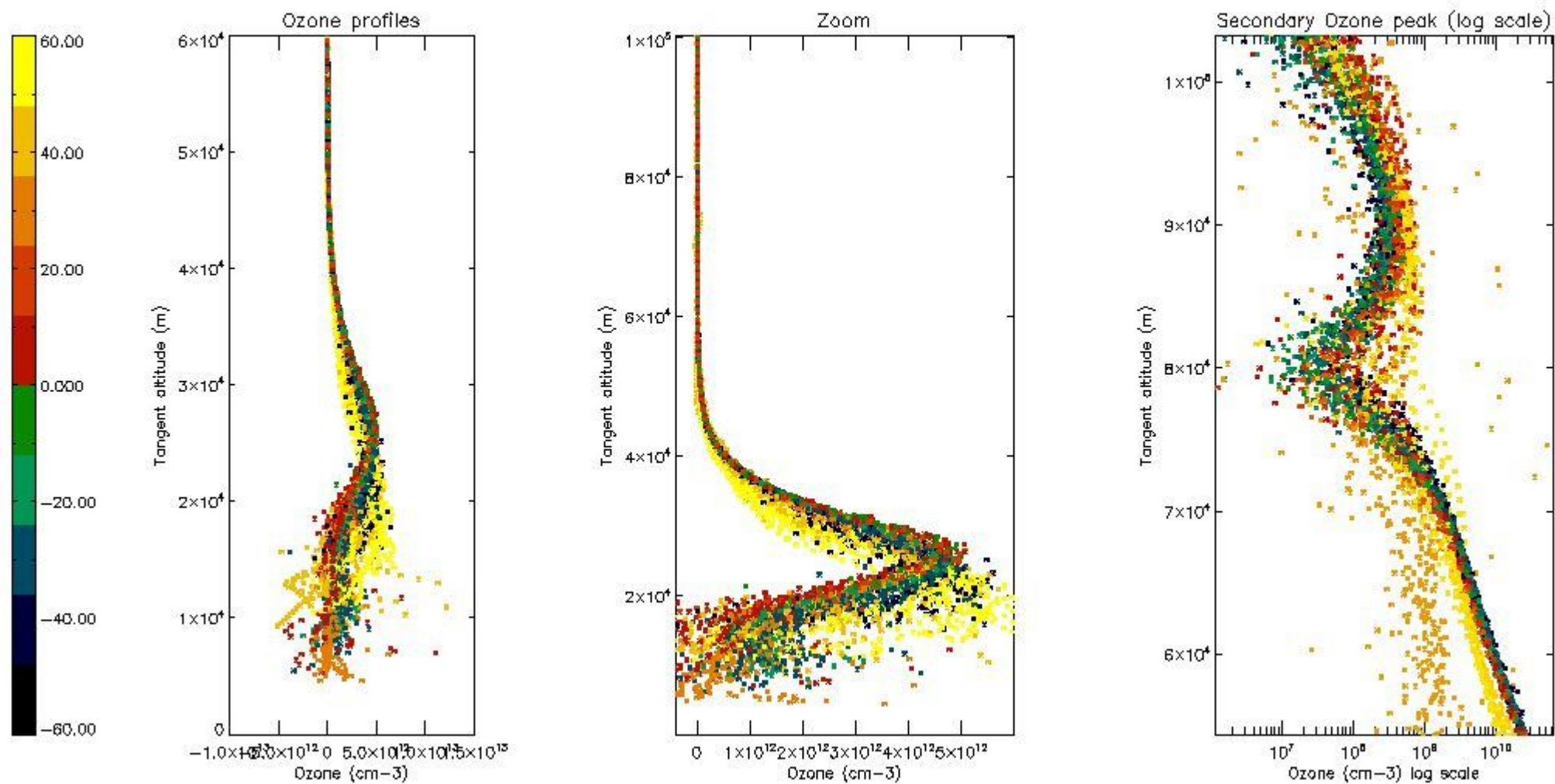
So, the table below shows the percentage of dark limb and valid observations for each criteria with respect to the overall valid daily observations.

Criteria	% of total production
All STD	30
STD < 20	19

STD < 10	16
STD < 5	12

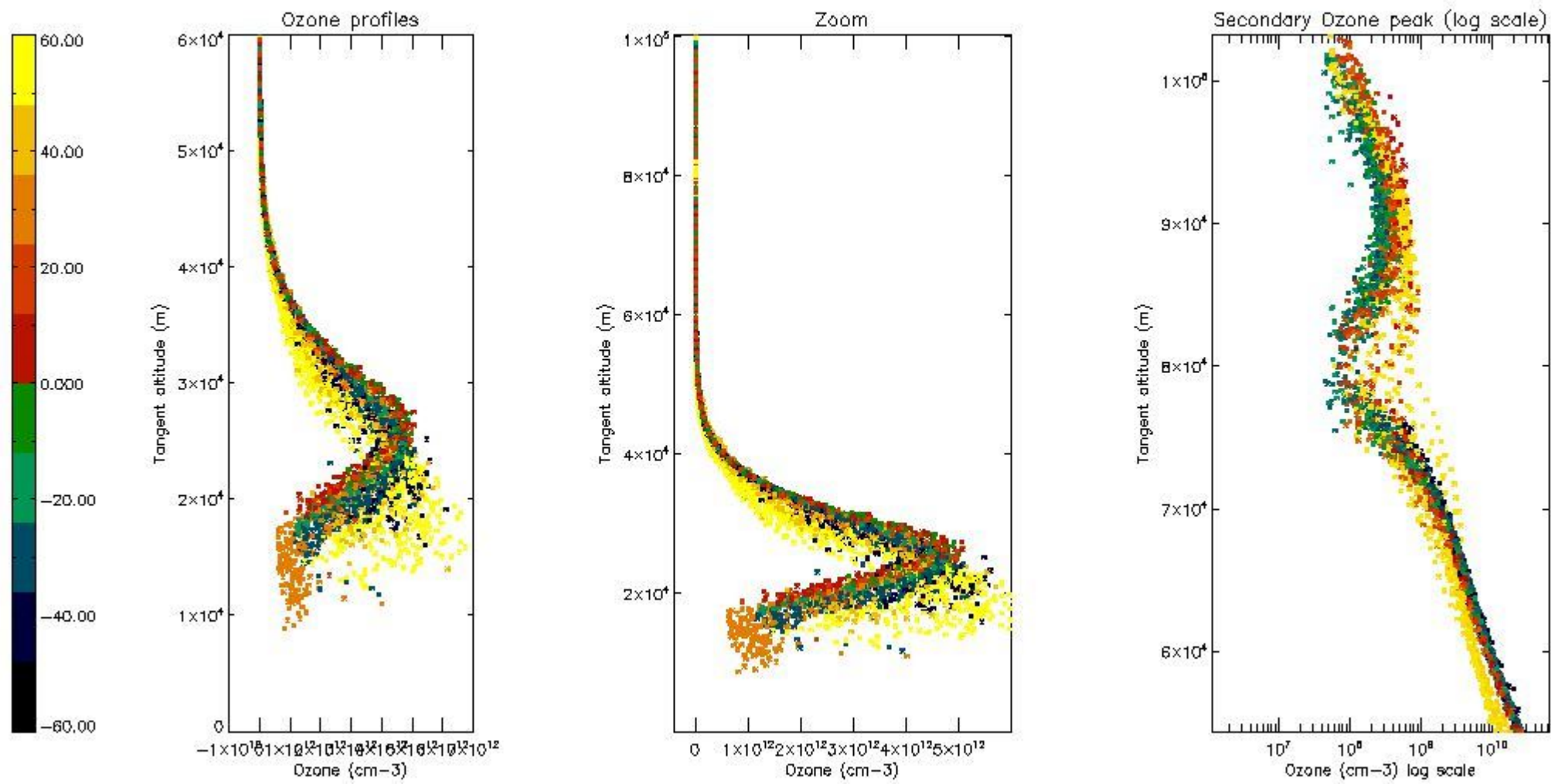
5.2 Plot ozone profiles for all STD (dark without errors)

The colorbar represents the latitude.



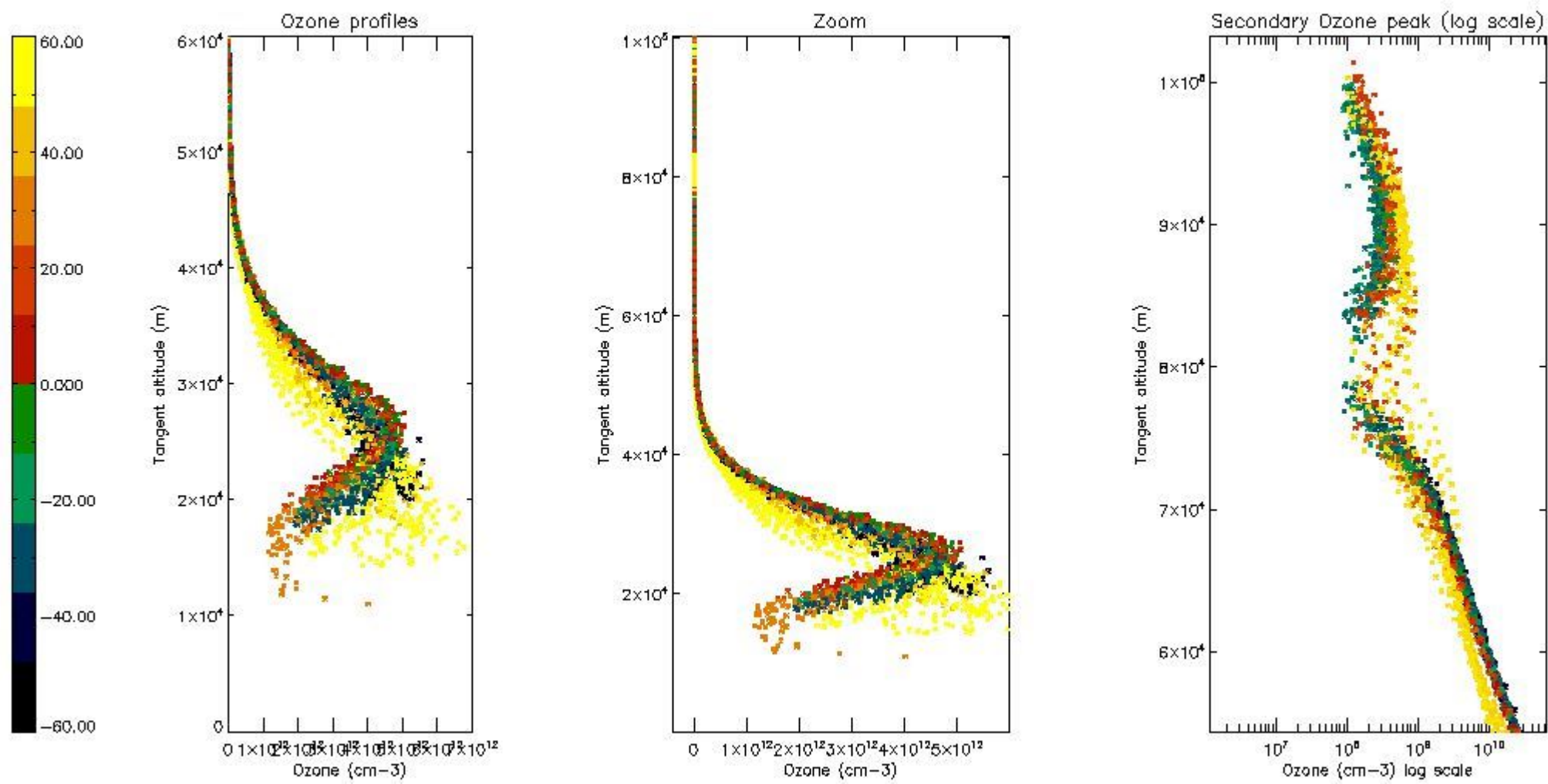
5.3 Plot ozone profiles where STD < 20% (dark without errors)

The colorbar represents the latitude.



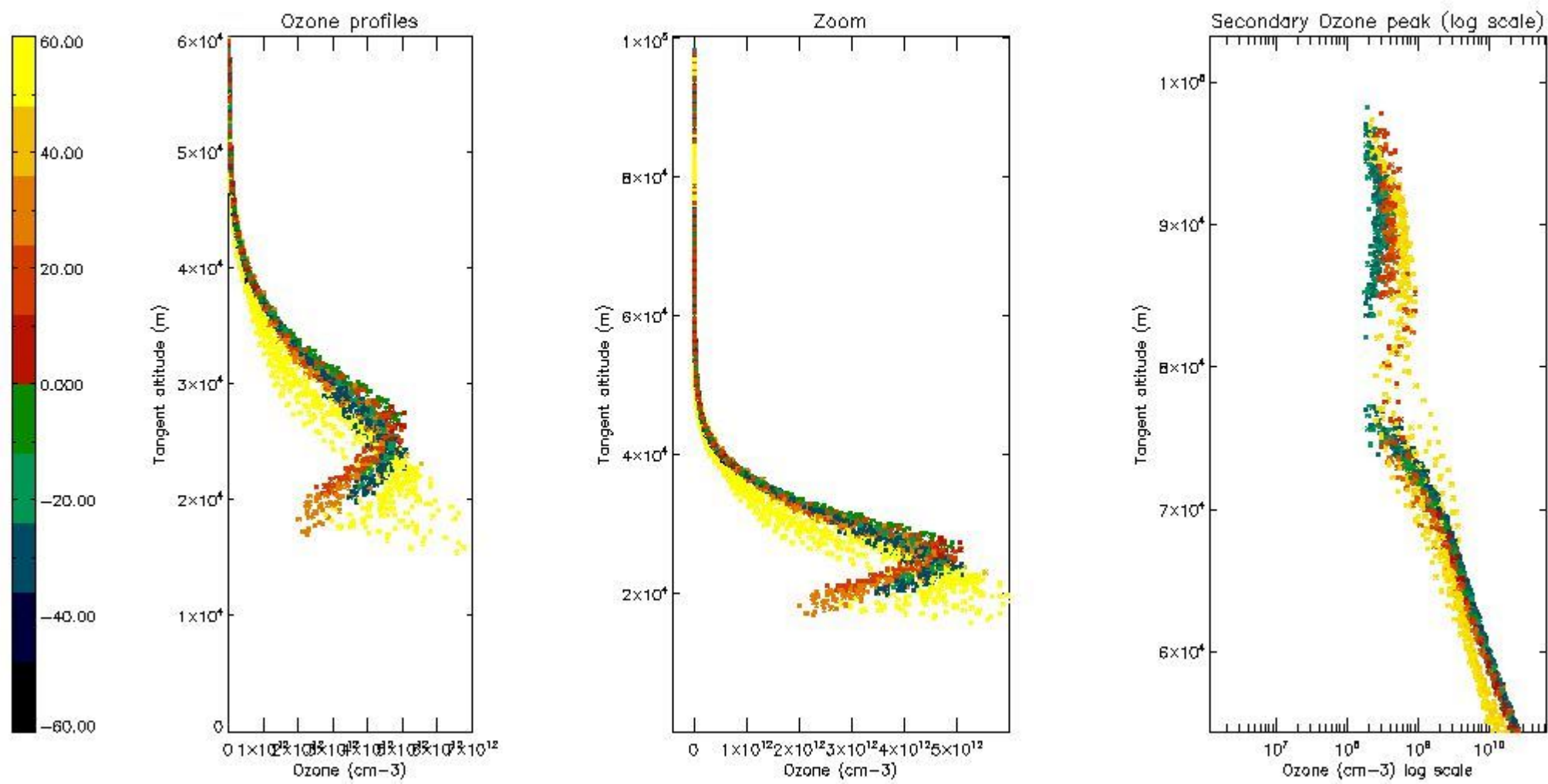
5.4 Plot ozone profiles where $STD < 10\%$ (dark without errors)

The colorbar represents the latitude.



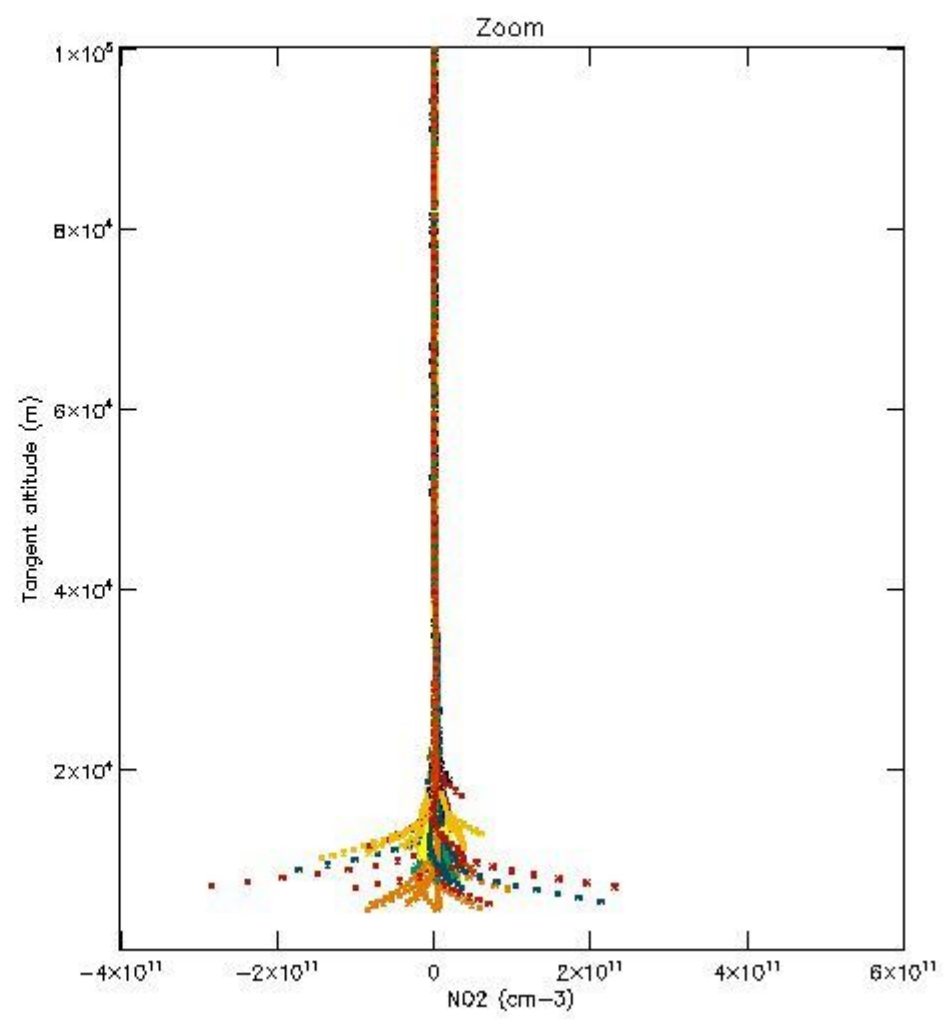
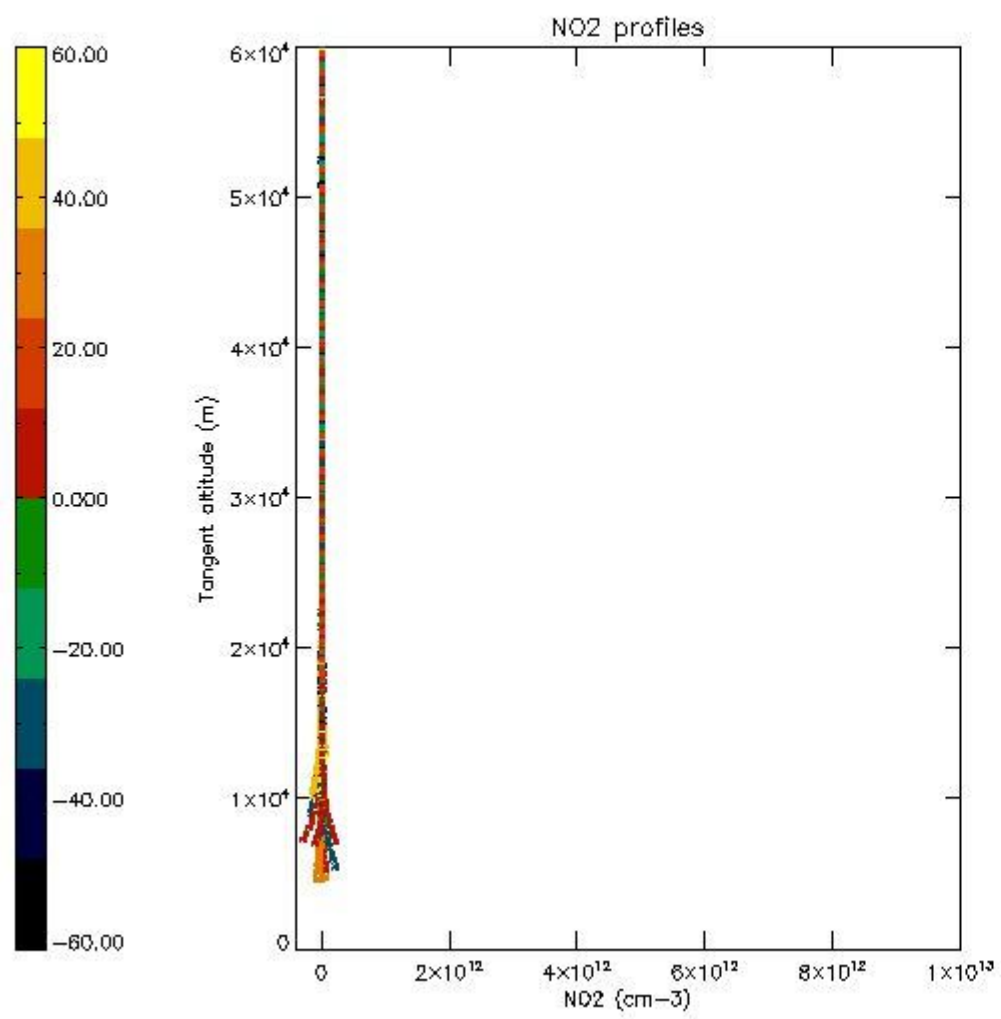
5.5 Plot ozone profiles where STD < 5% (dark without errors)

The colorbar represents the latitude.



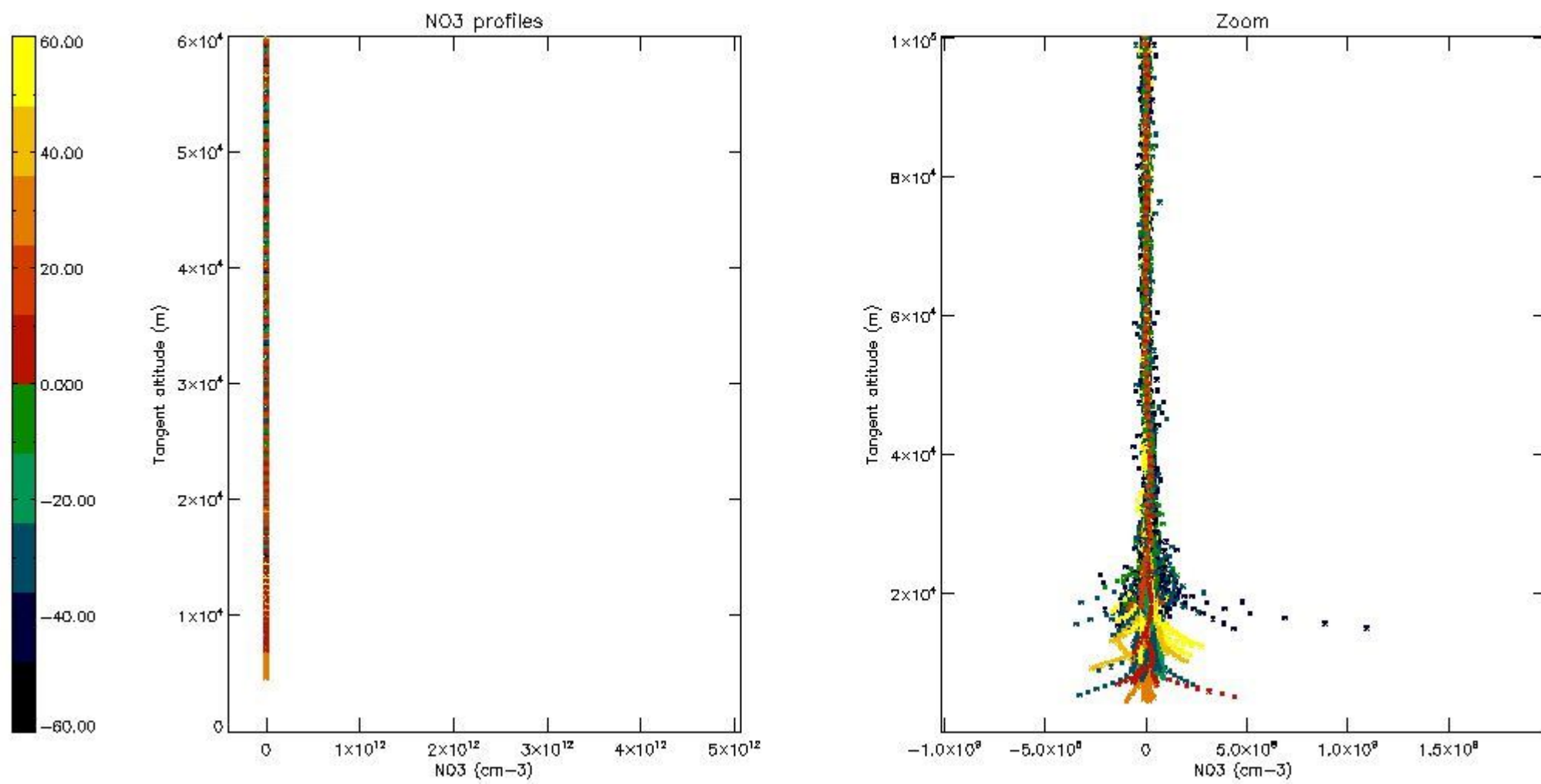
5.6 Plot NO₂ profiles for all STD (dark without errors)

The colorbar represents the latitude.



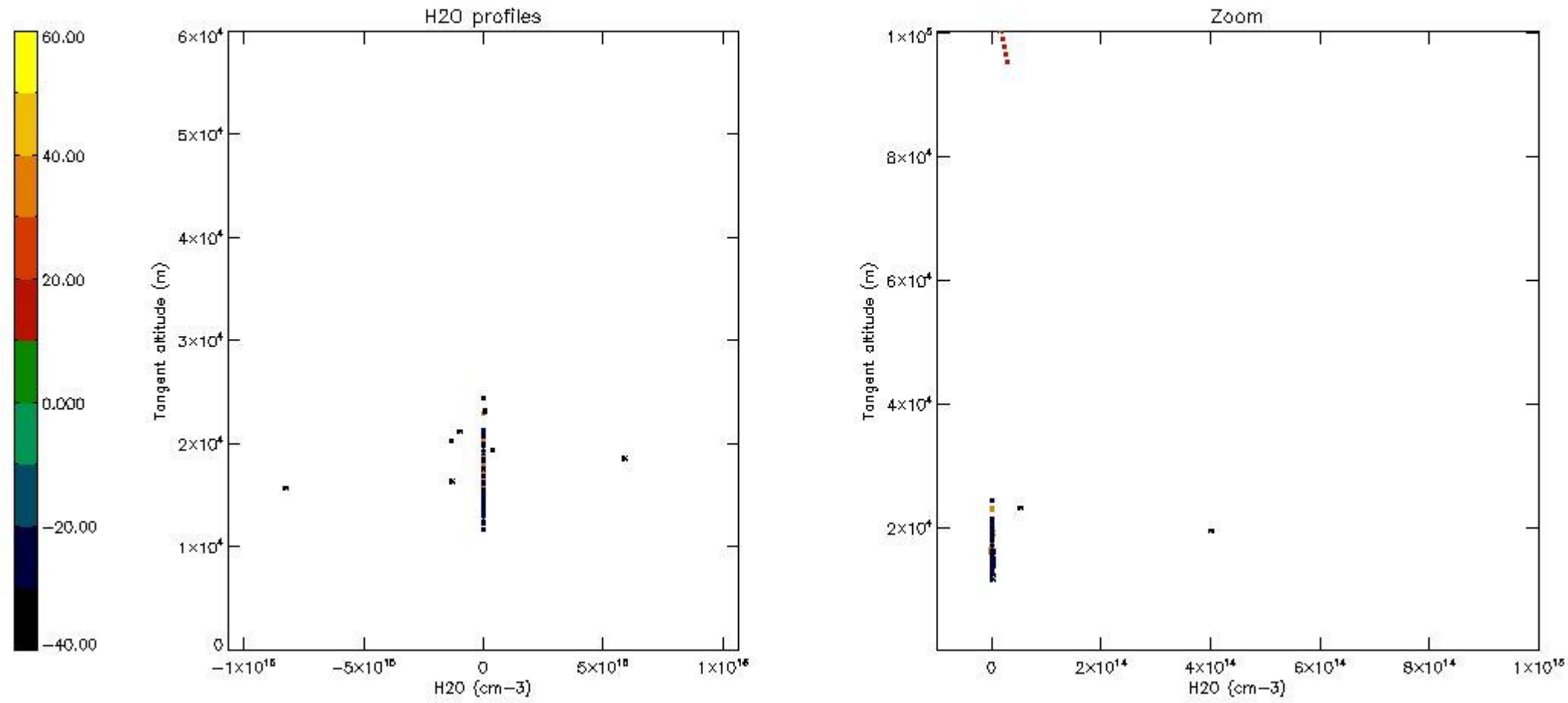
5.7 Plot NO3 profiles for all STD (dark without errors)

The colorbar represents the latitude.



5.8 Plot H2O profiles for all STD (only for occultations of stars 1,2,3,4,13,14,16,26,63 dark without errors)

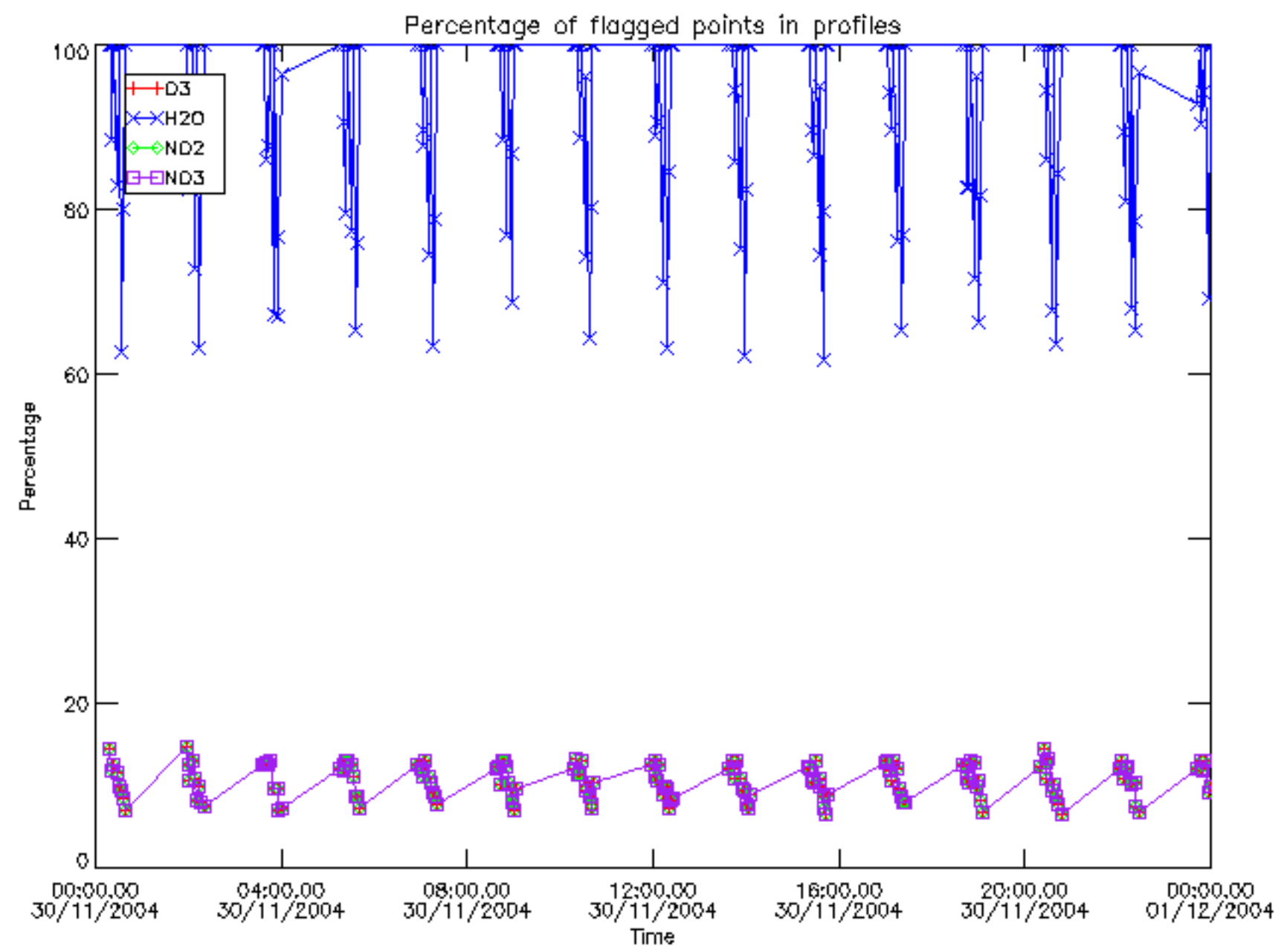
The colorbar represents the latitude.



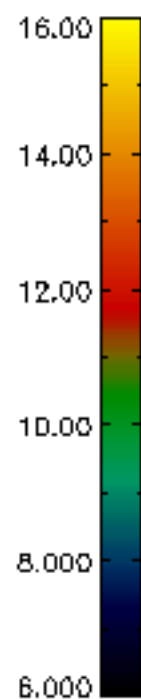
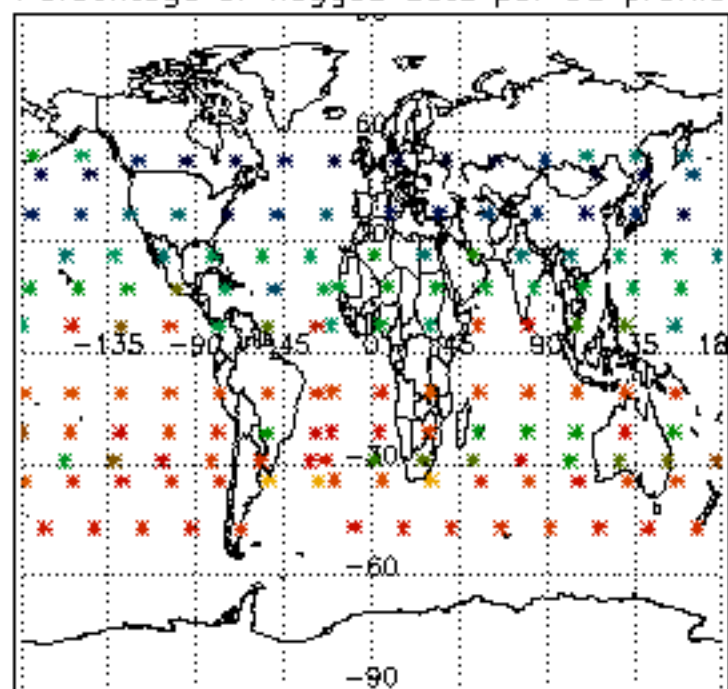
6. Auxiliary Data Files used for the production reported in section 2

The number reported in the third column indicates since which file (see list in section 2) the corresponding auxiliary file has been used. The fourth column is the date of those product files.

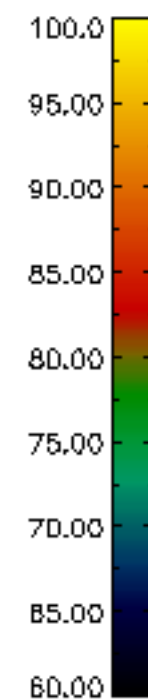
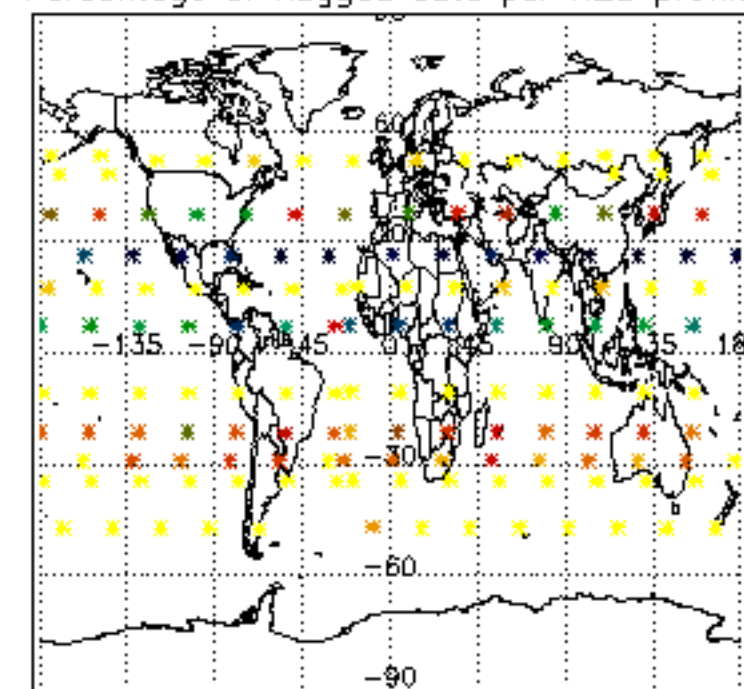
Type	Auxiliary Filename	Used since product	Used since product date
INST_PHYS_CHARACTERISTICS	GOM_INS_AXVIEC20091111_143220_20030716_120000_20500101_000000	1	30-NOV-2004 00:00:47
LEVEL-2_PROC_CONFIG	GOM_PR2_AXVIEC20091111_152718_20020301_000000_20500101_000000	1	30-NOV-2004 00:00:47
CROSS_SECTIONS_FILE	GOM_CRS_AXVIEC20091111_154832_20020301_000000_20500101_000000	1	30-NOV-2004 00:00:47



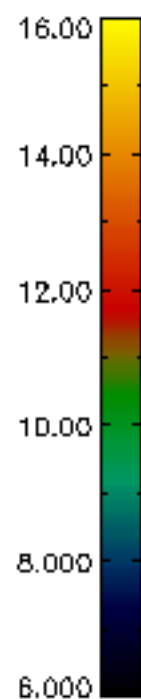
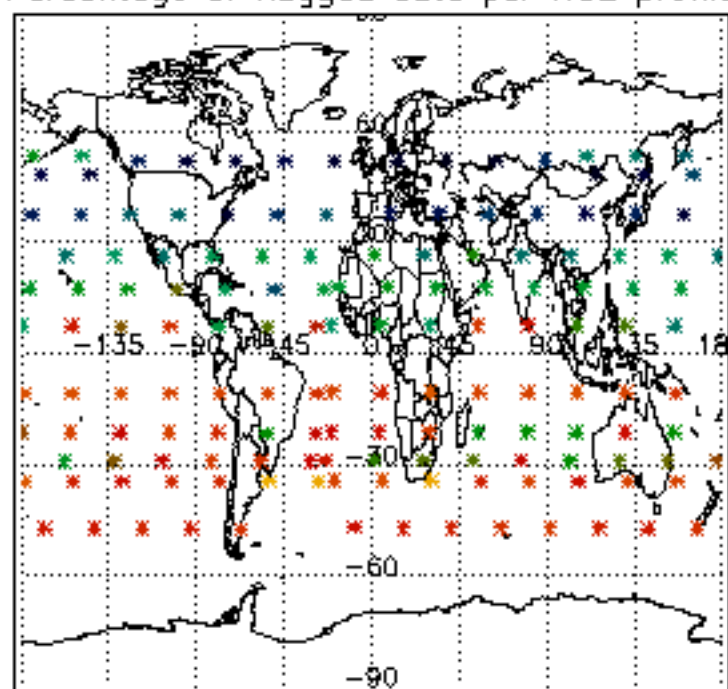
Percentage of flagged data per D3 profile



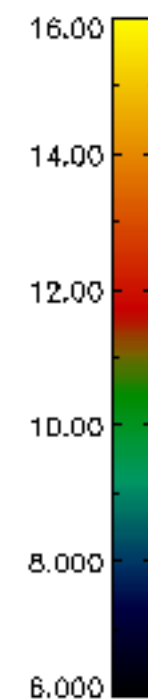
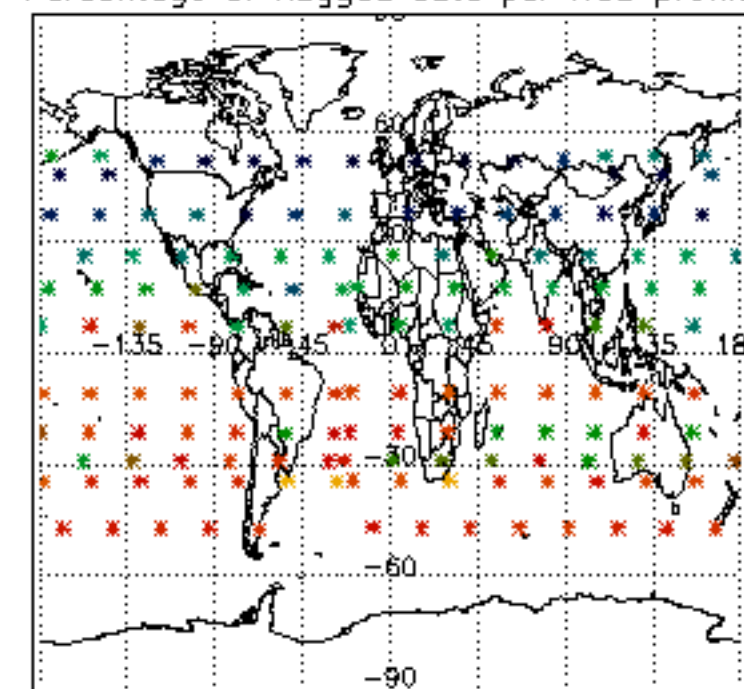
Percentage of flagged data per H2O profile

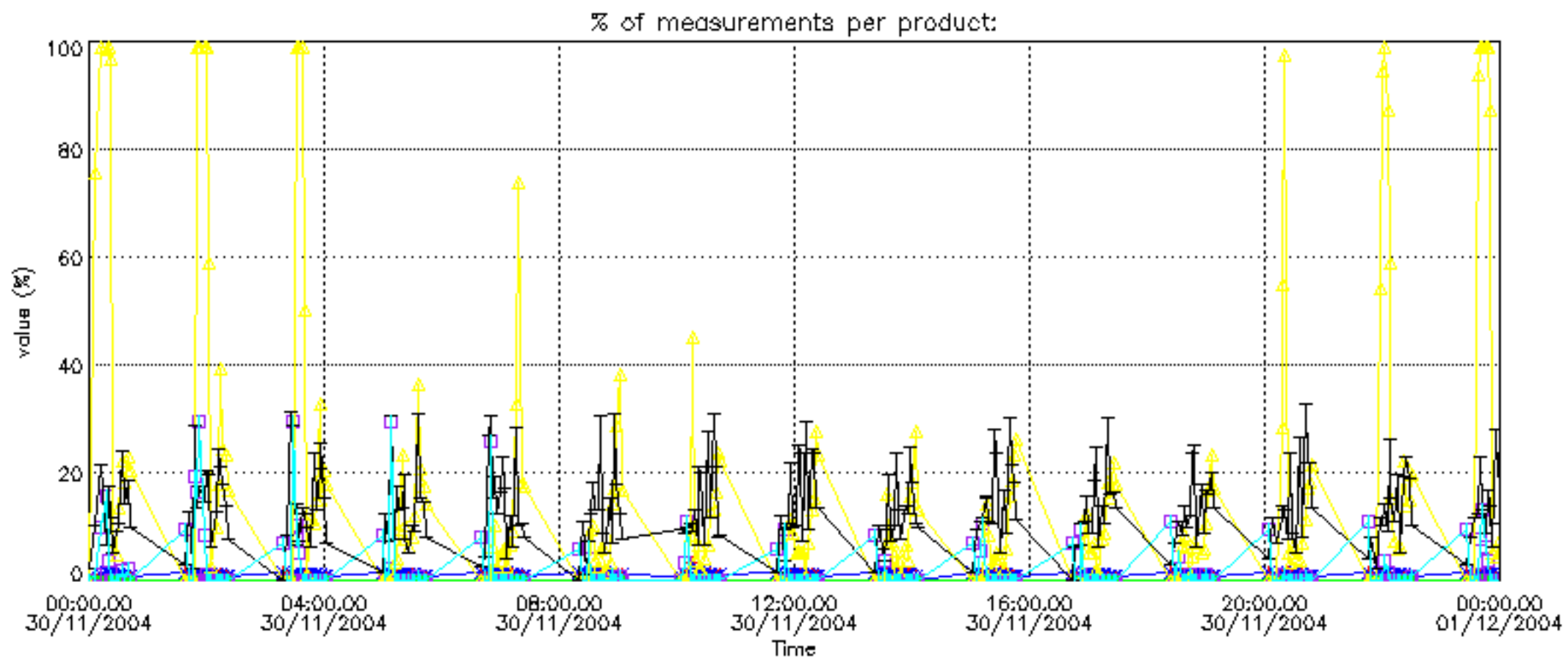


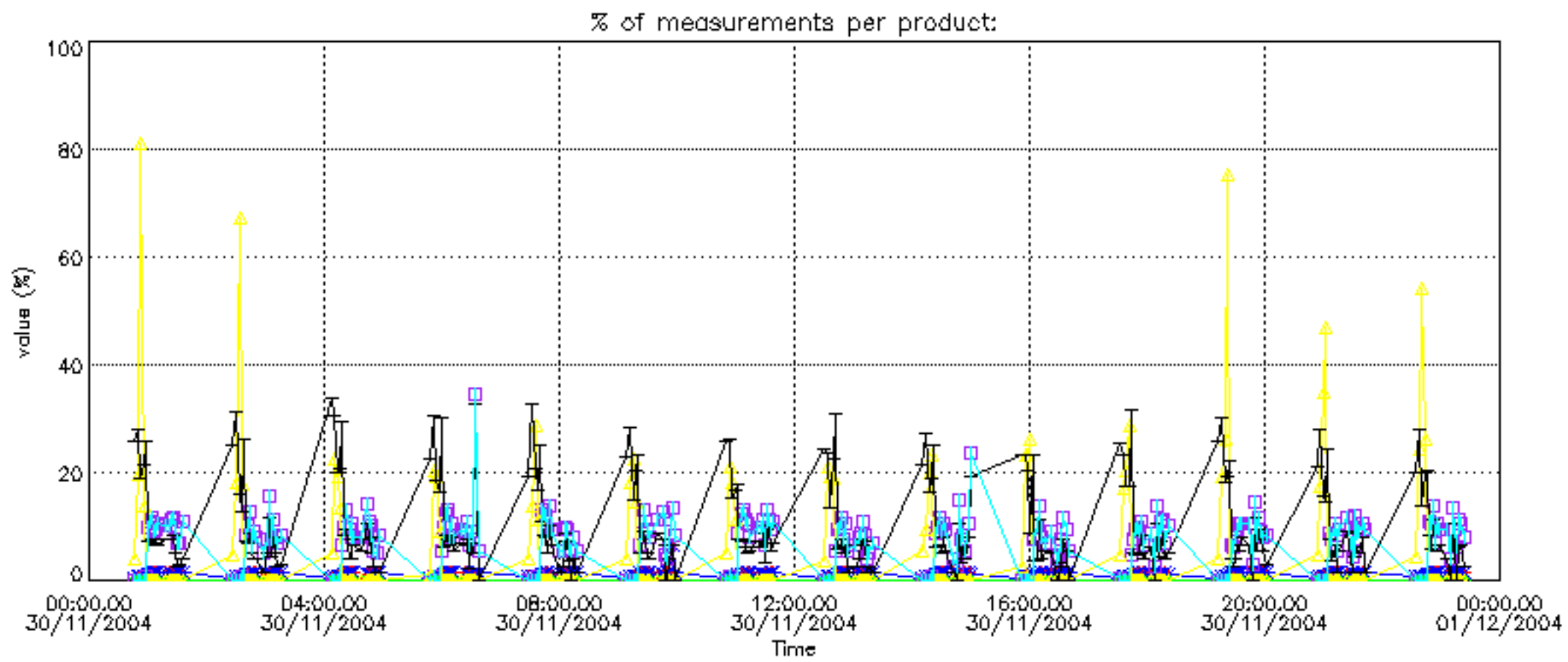
Percentage of flagged data per NO2 profile



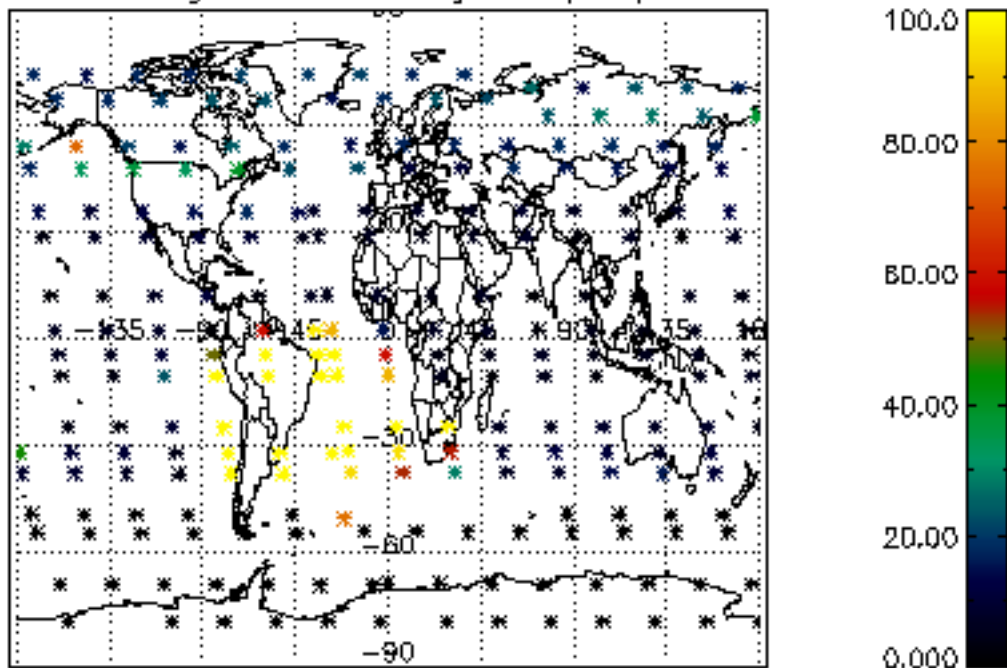
Percentage of flagged data per NO3 profile



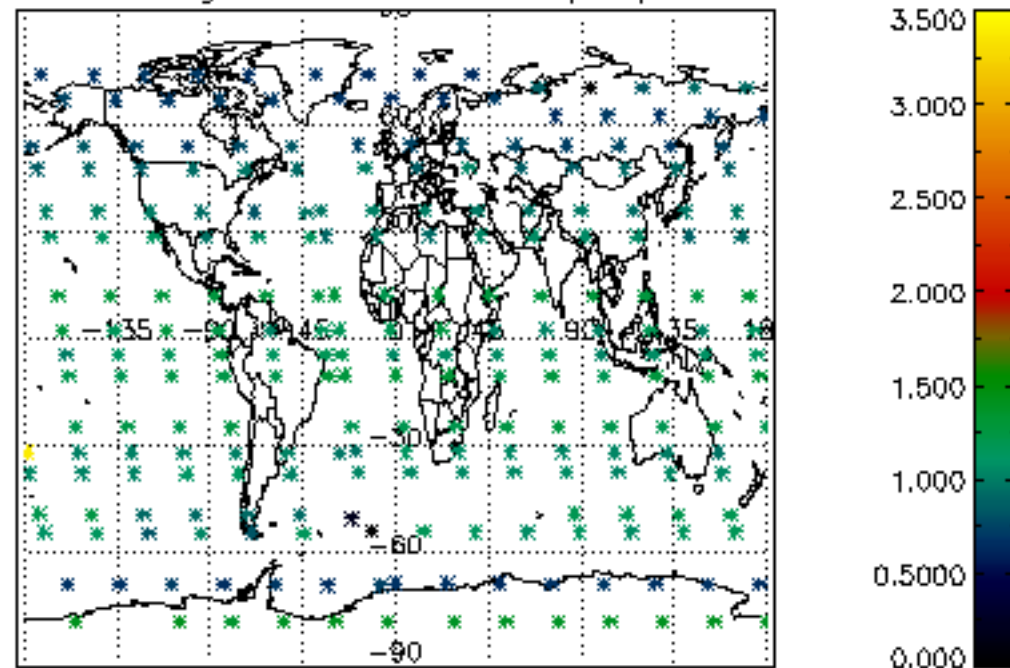




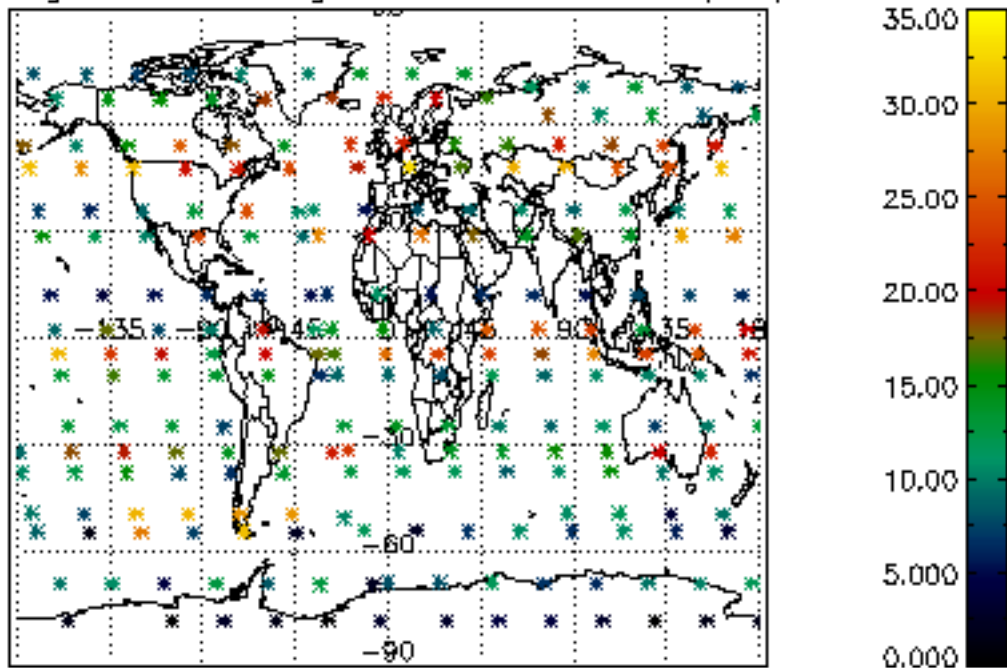
Percentage of cosmic ray hits per profile



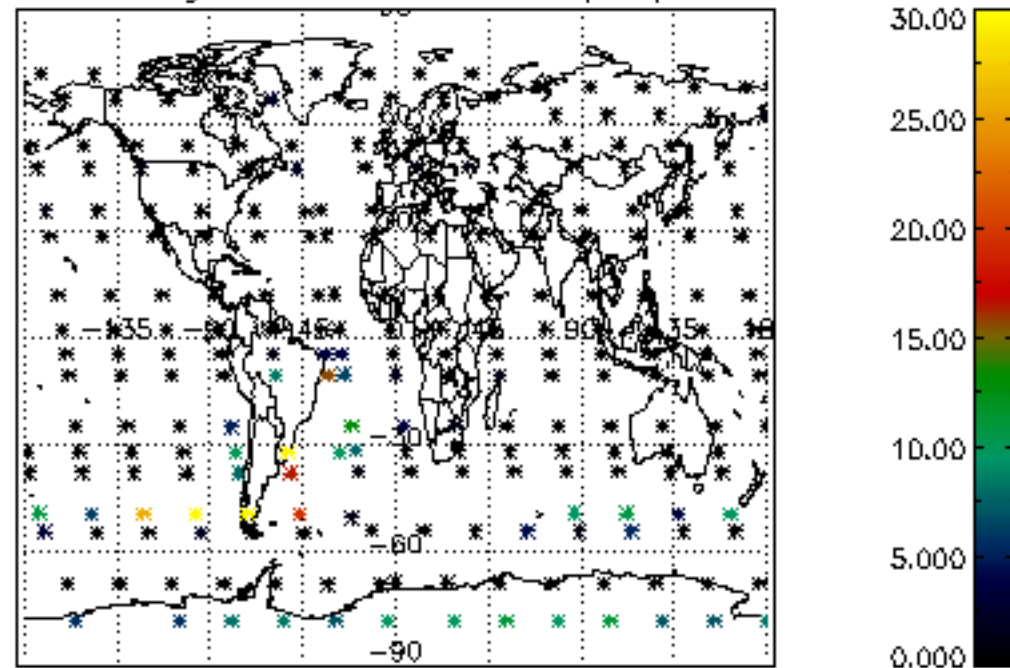
Percentage of datation errors per profile



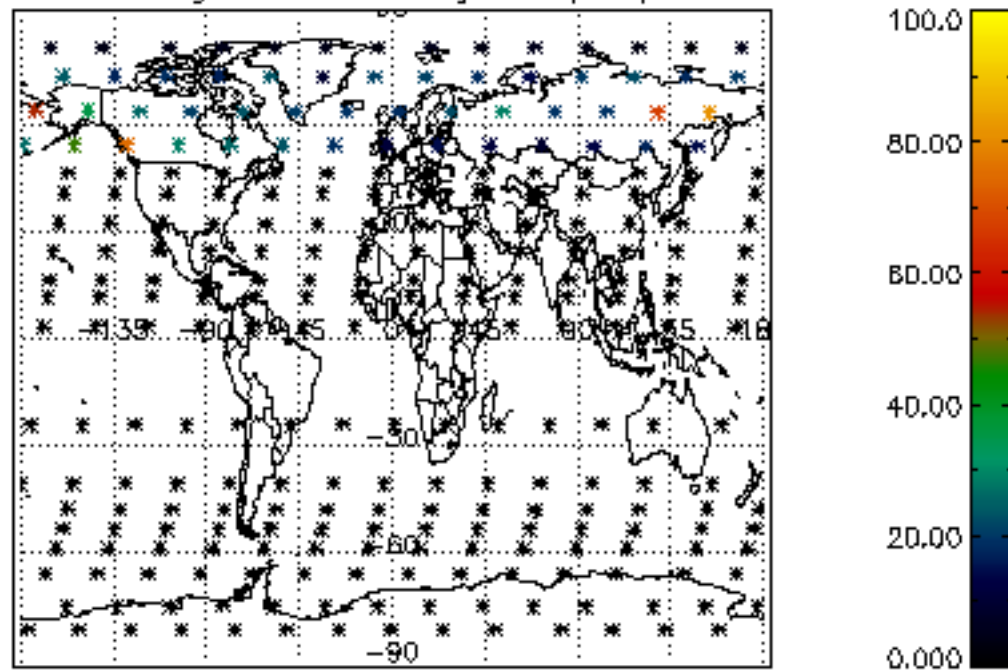
Percentage of star falling outside central band per profile



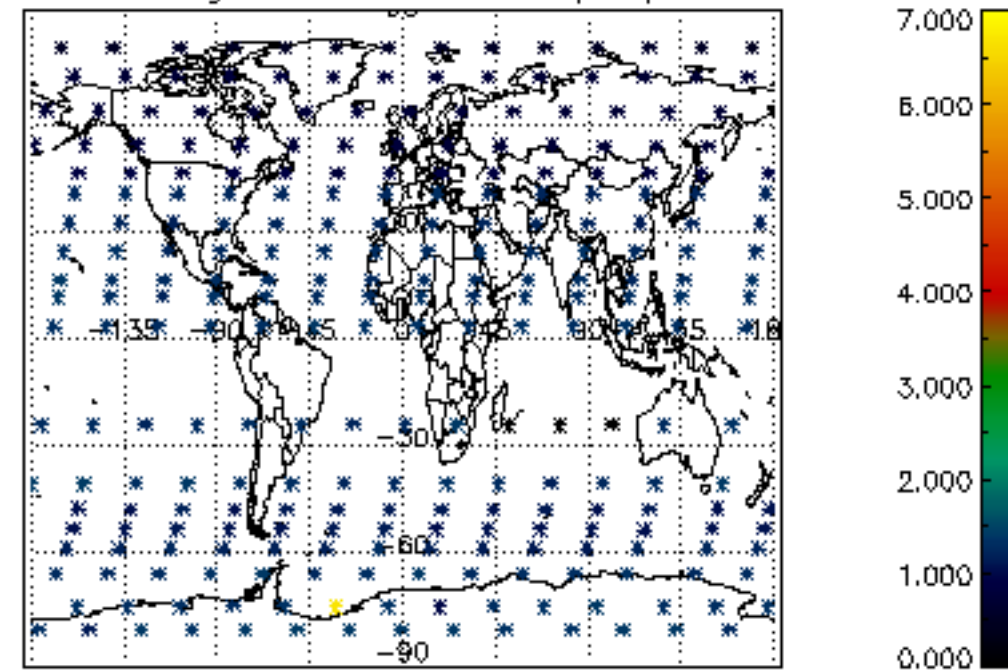
Percentage of saturation errors per profile



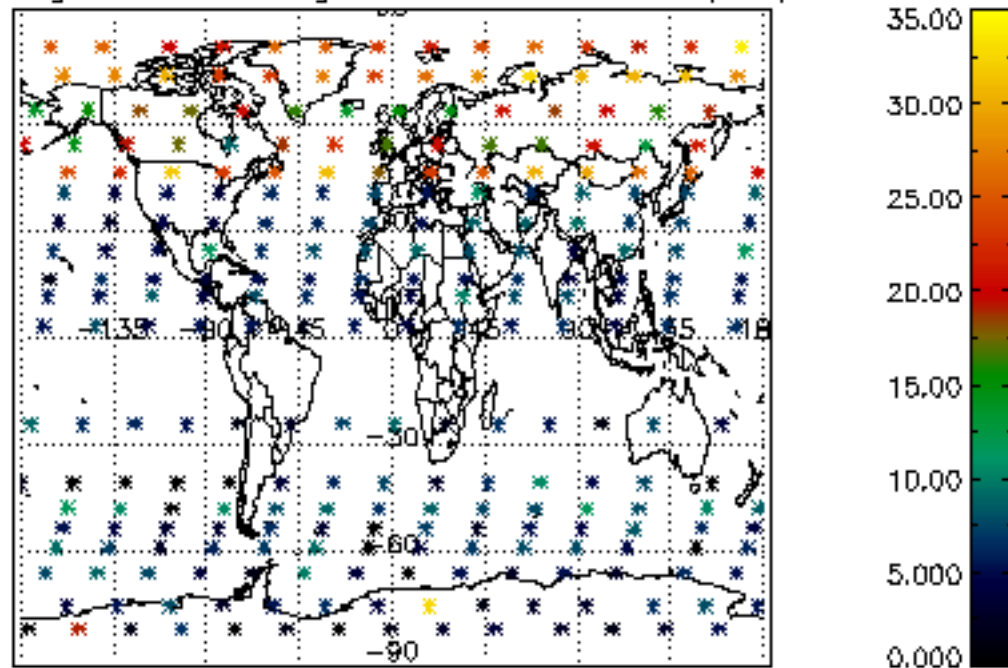
Percentage of cosmic ray hits per profile



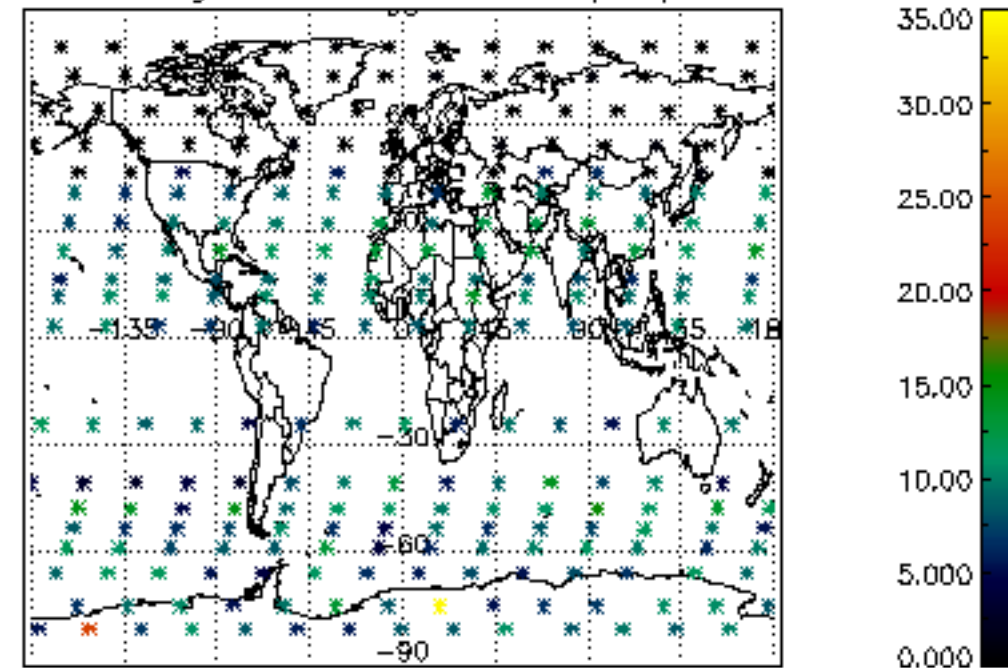
Percentage of datation errors per profile

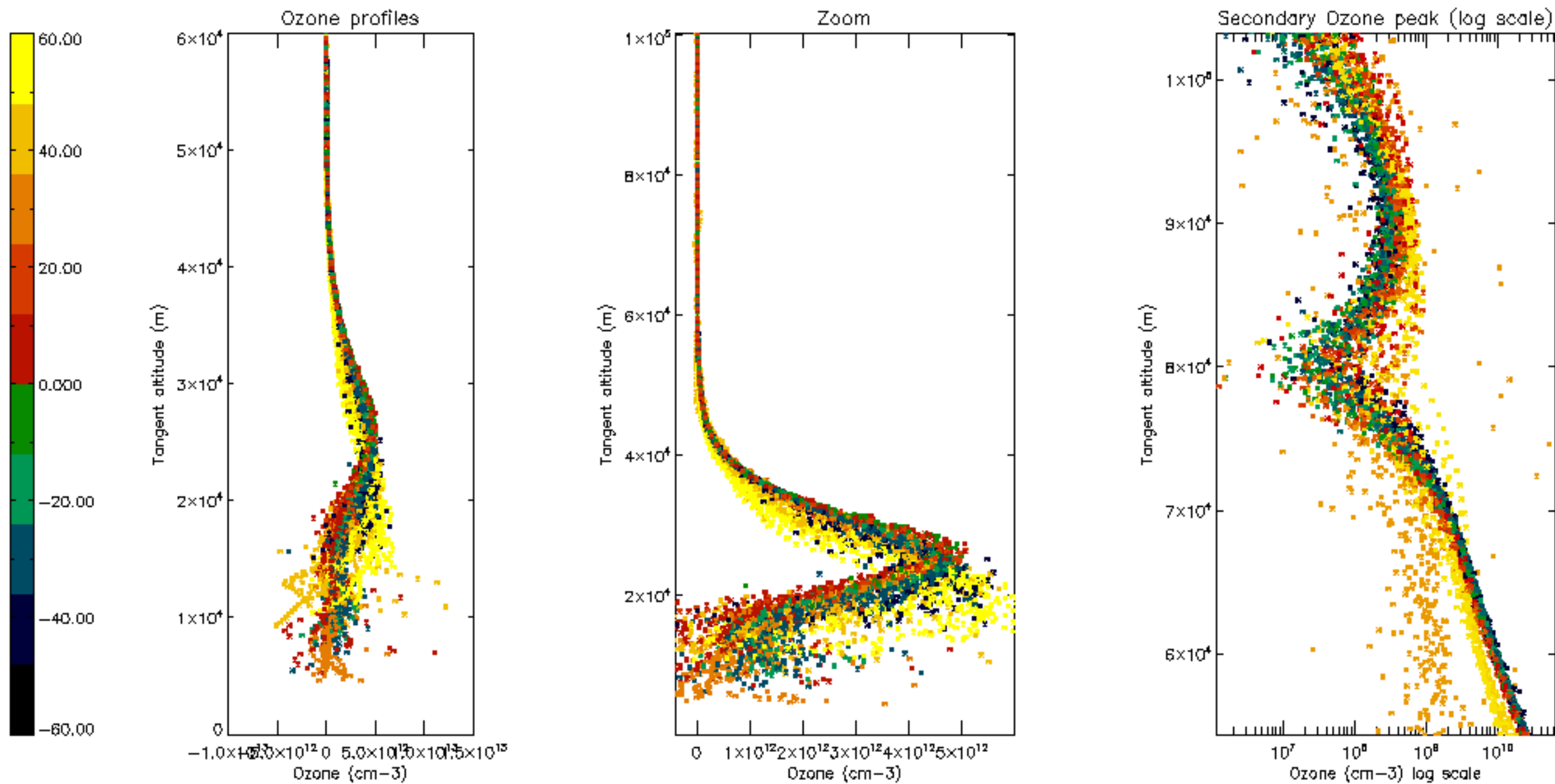


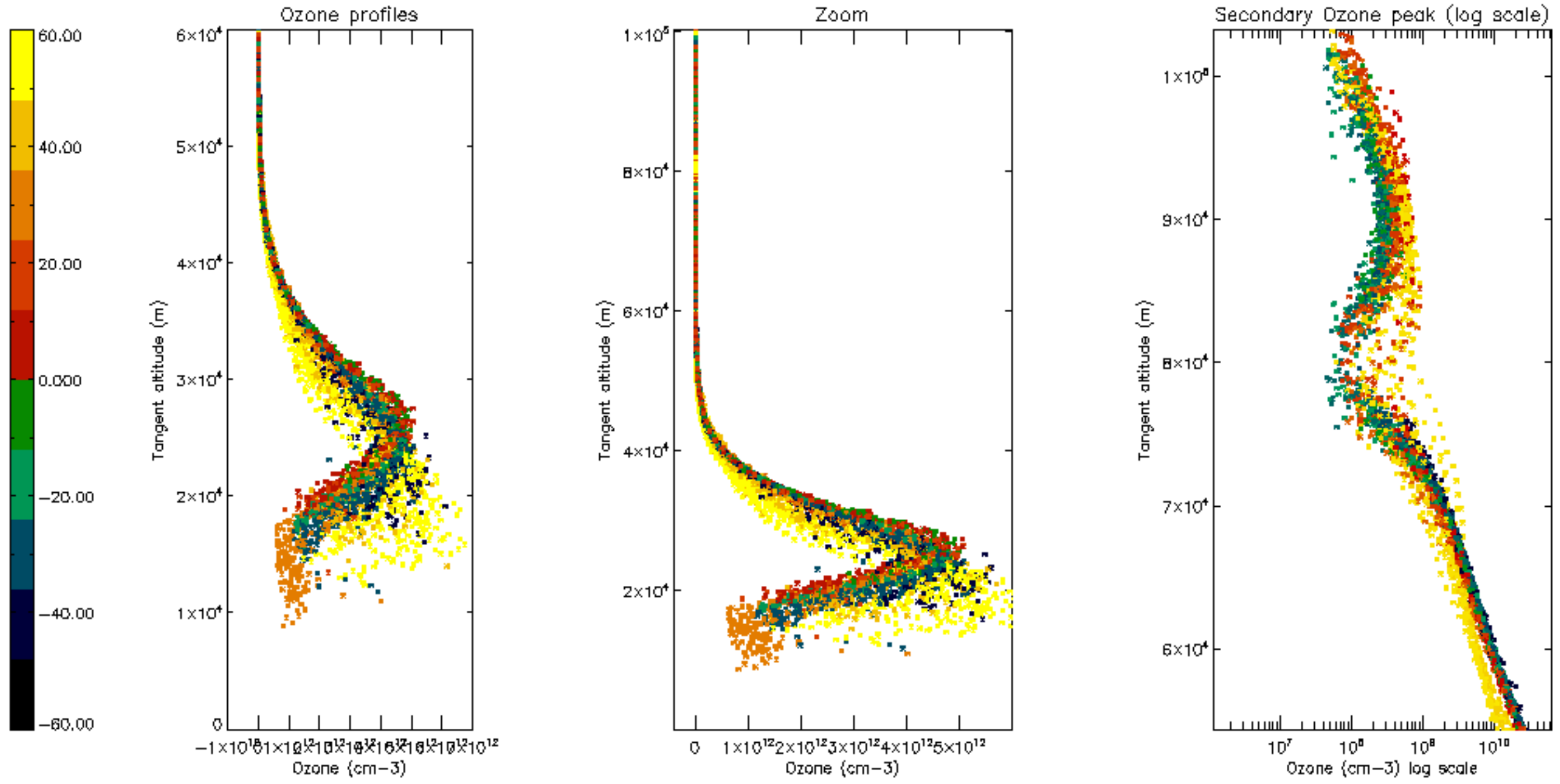
Percentage of star falling outside central band per profile

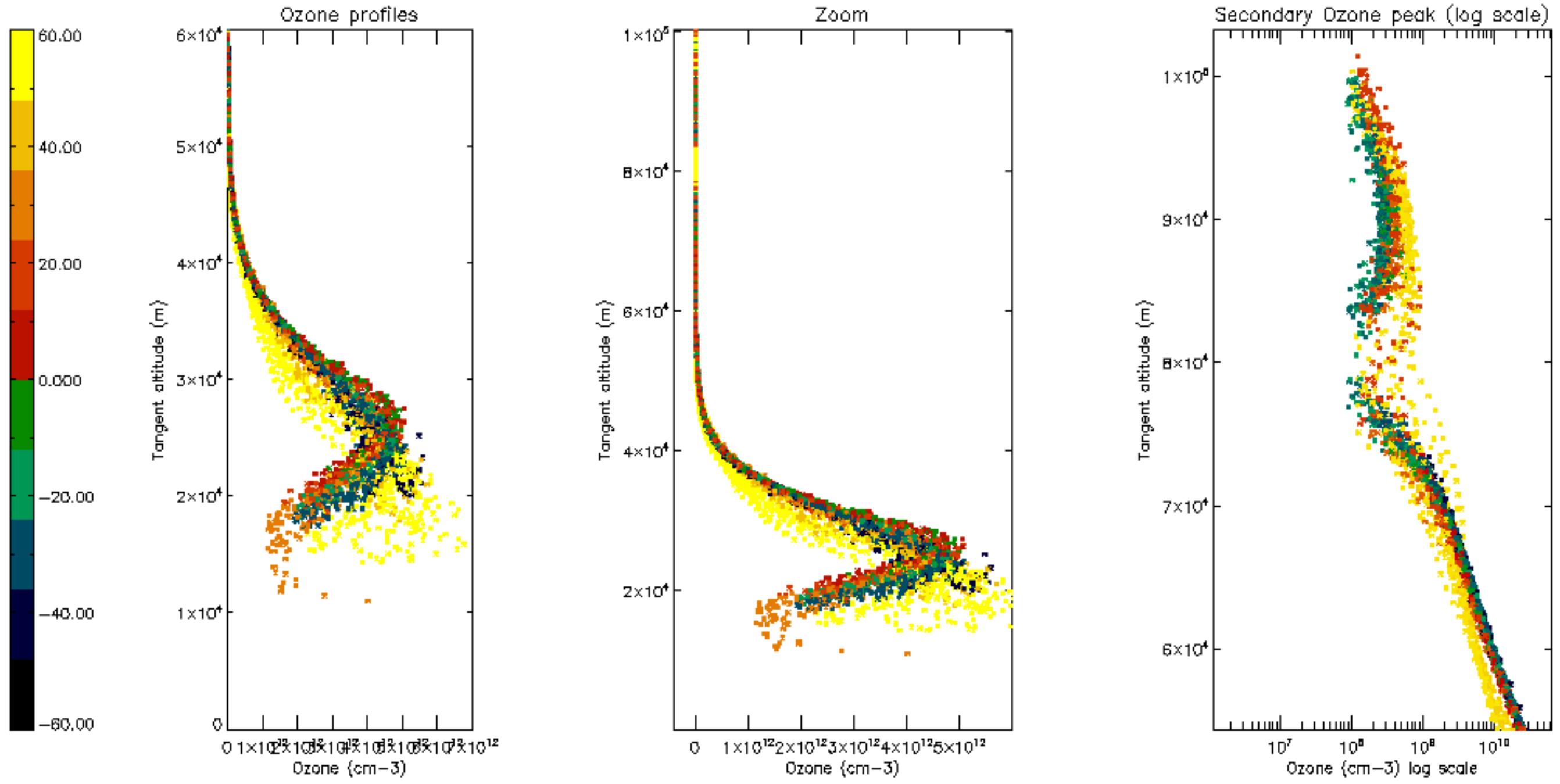


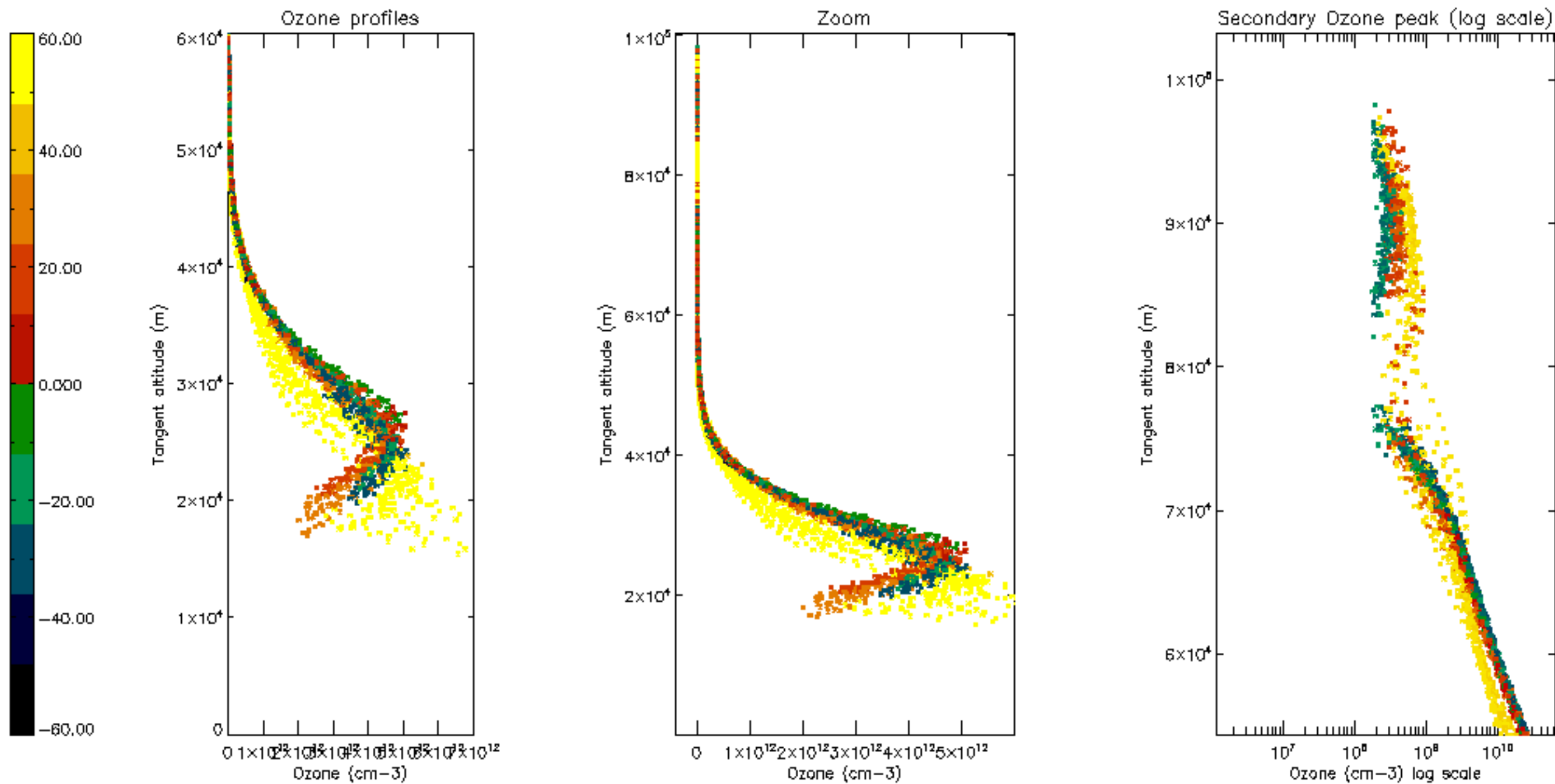
Percentage of saturation errors per profile

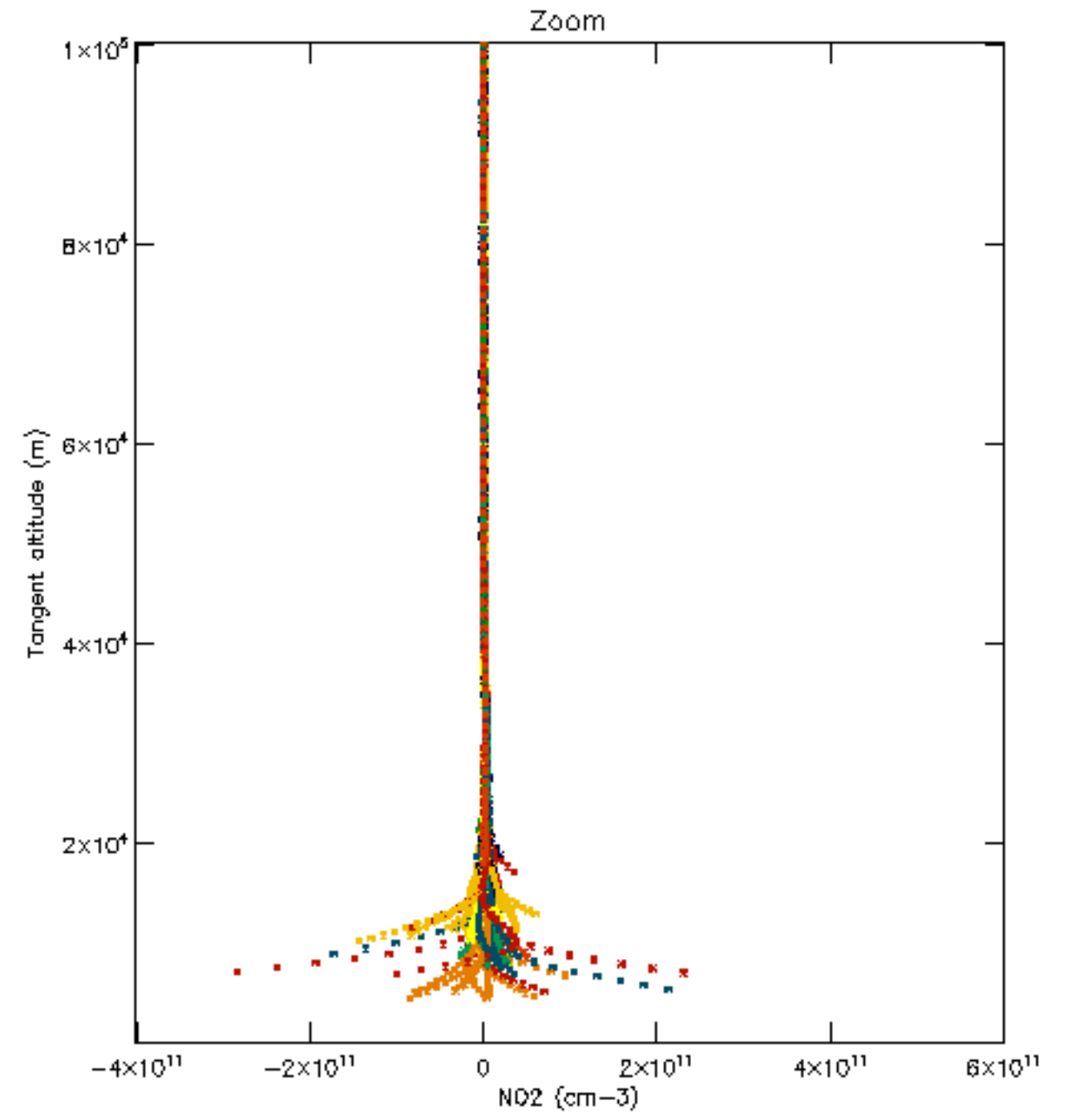
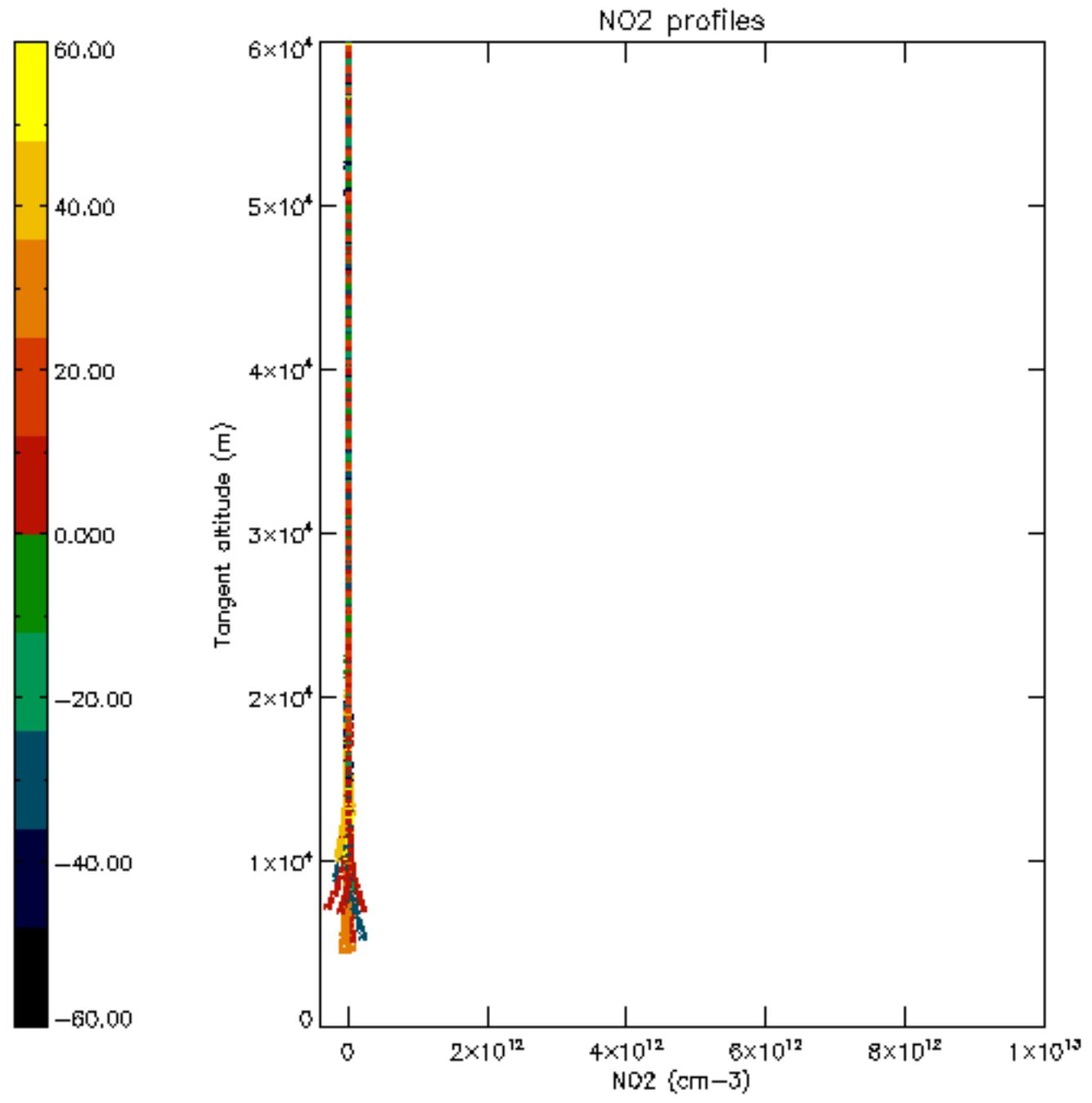


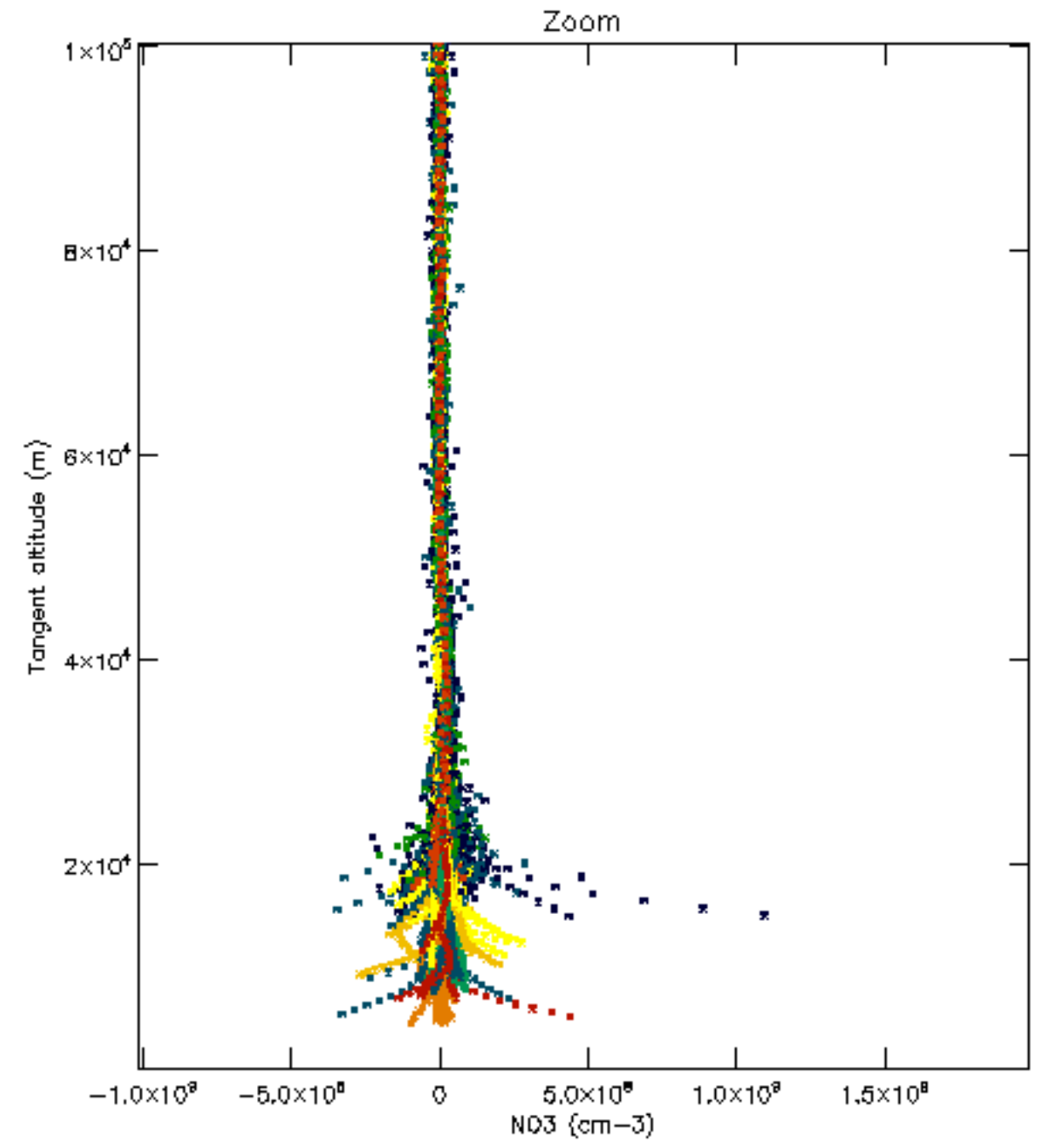
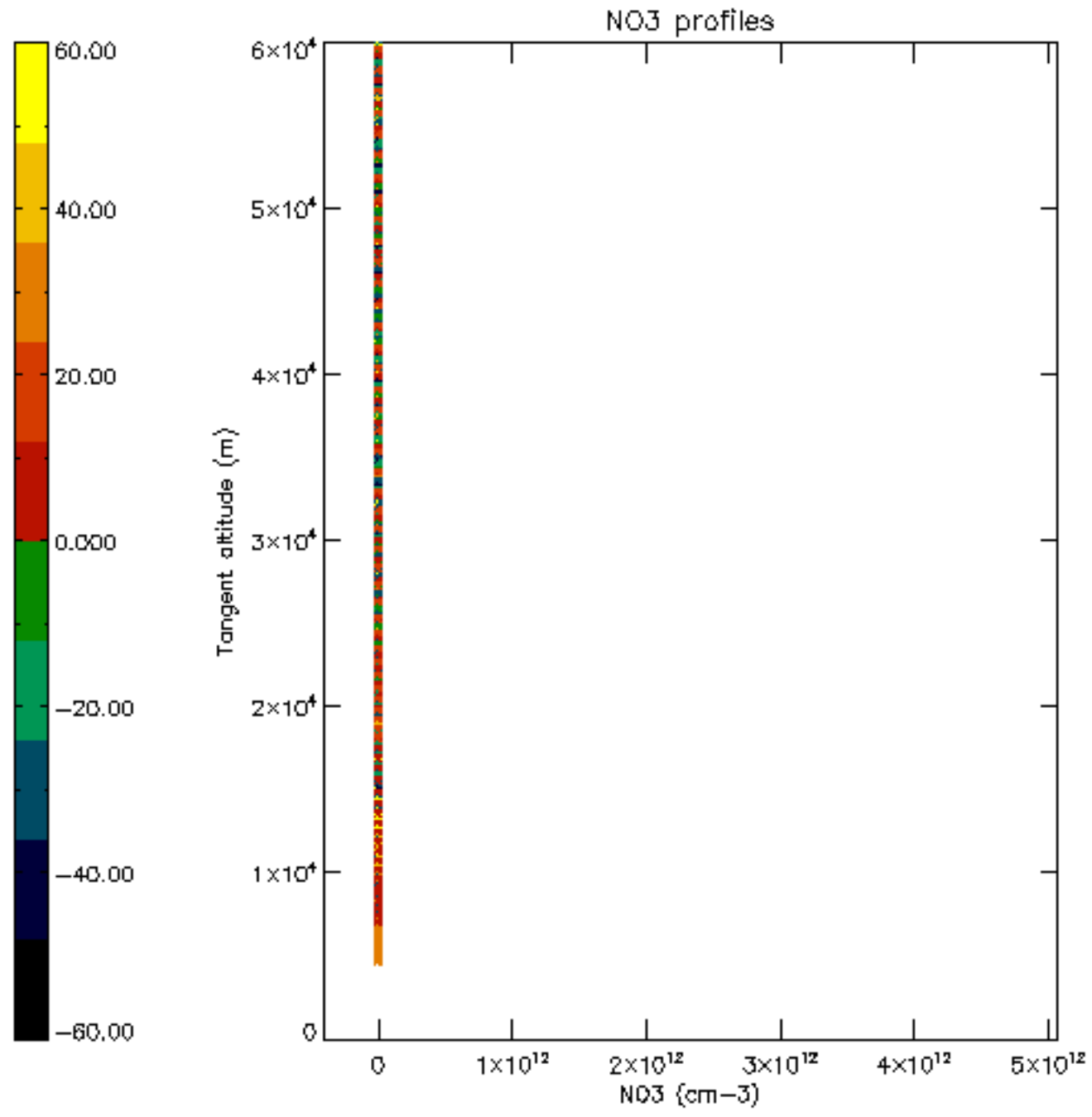


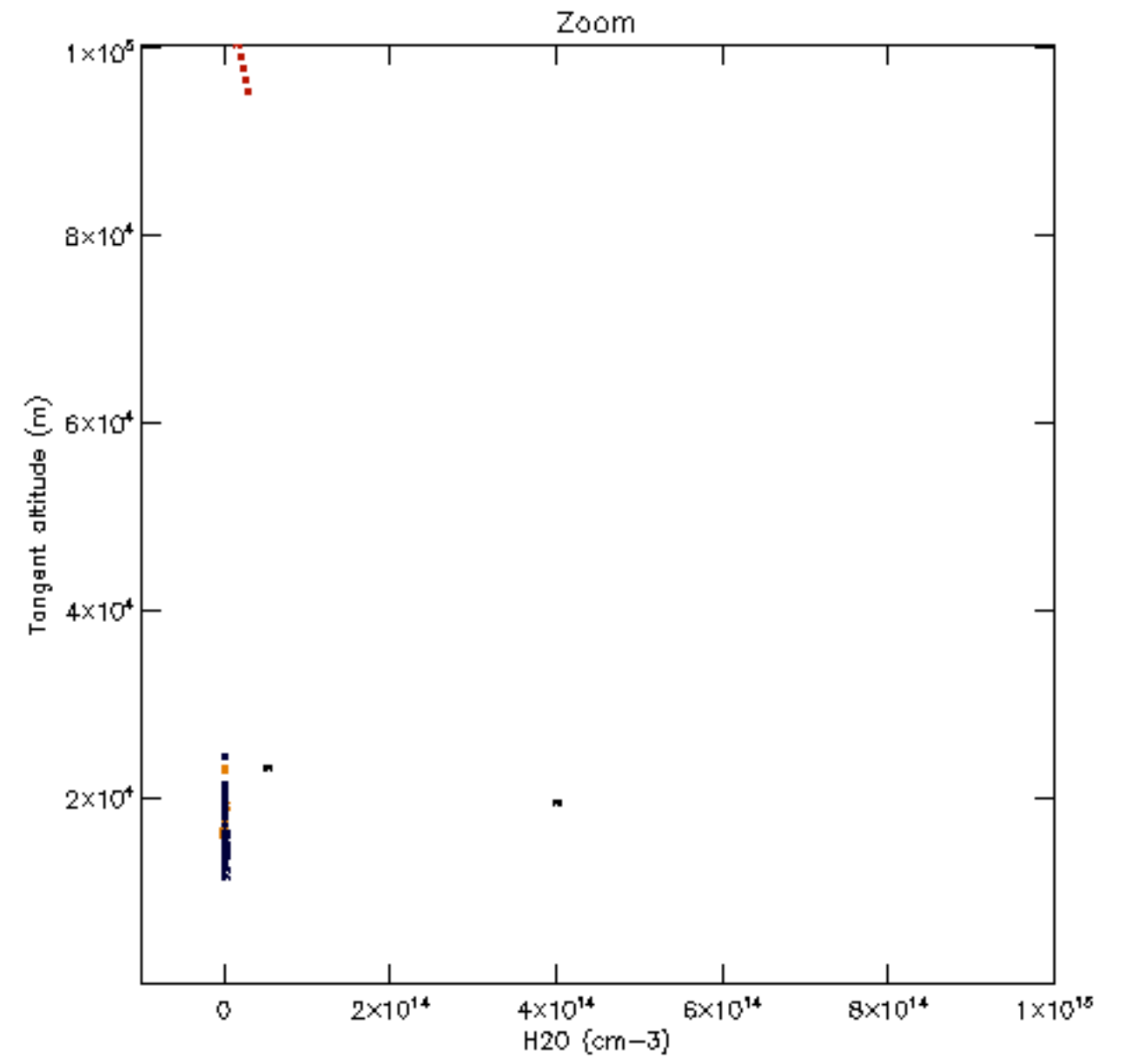
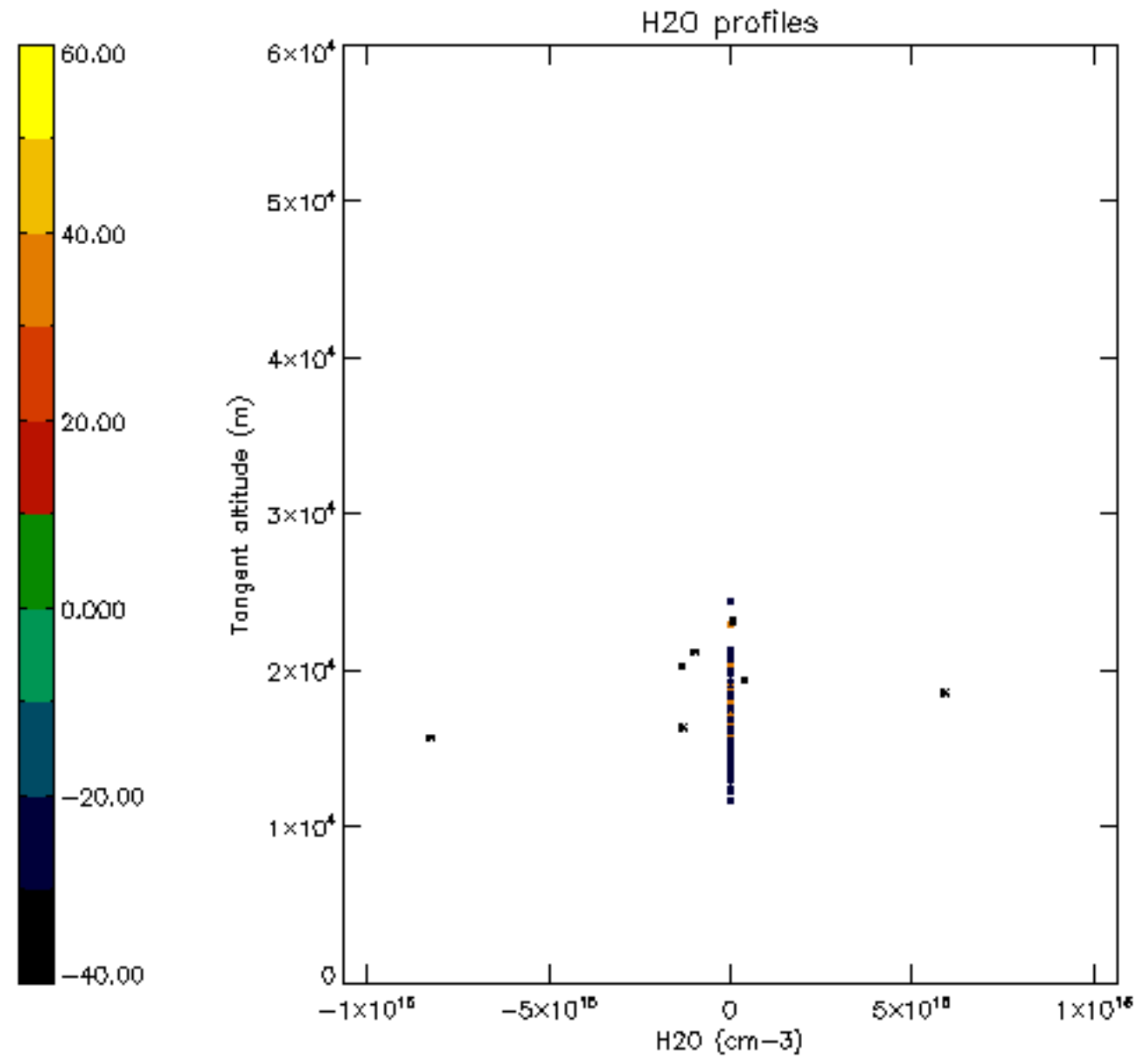


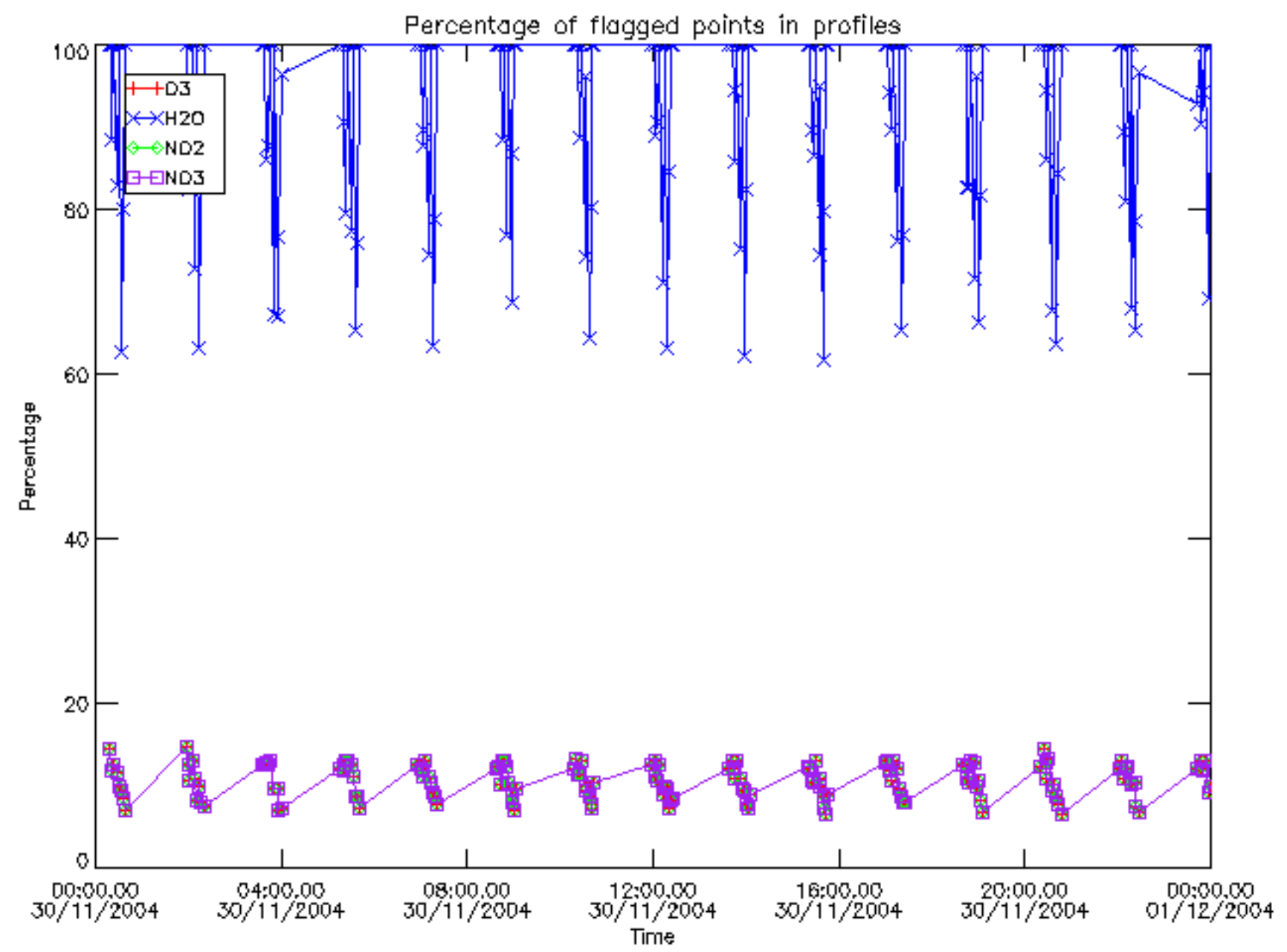




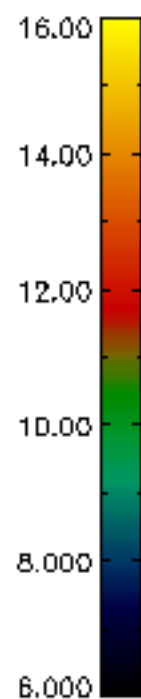
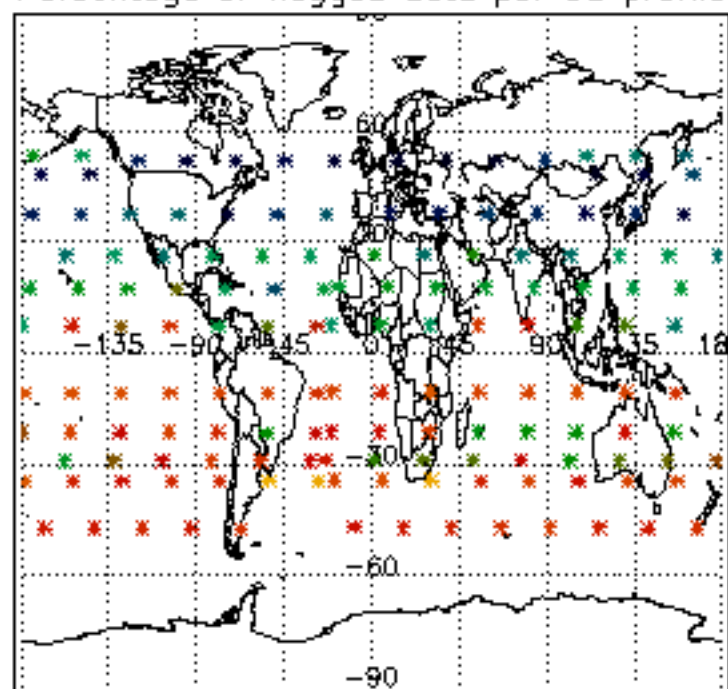




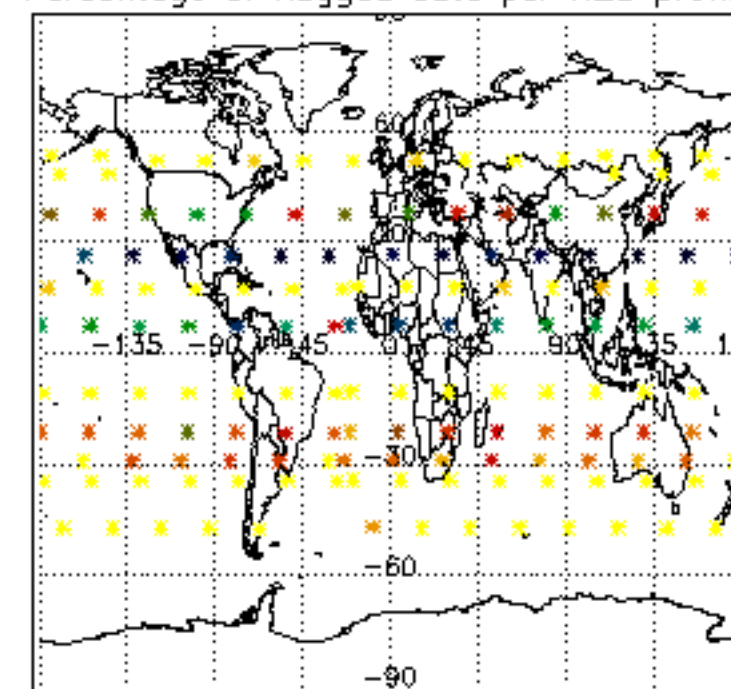




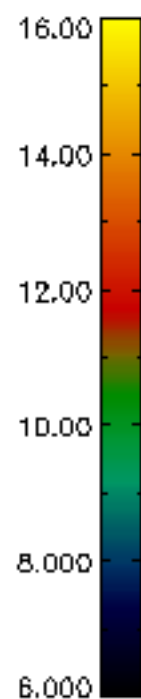
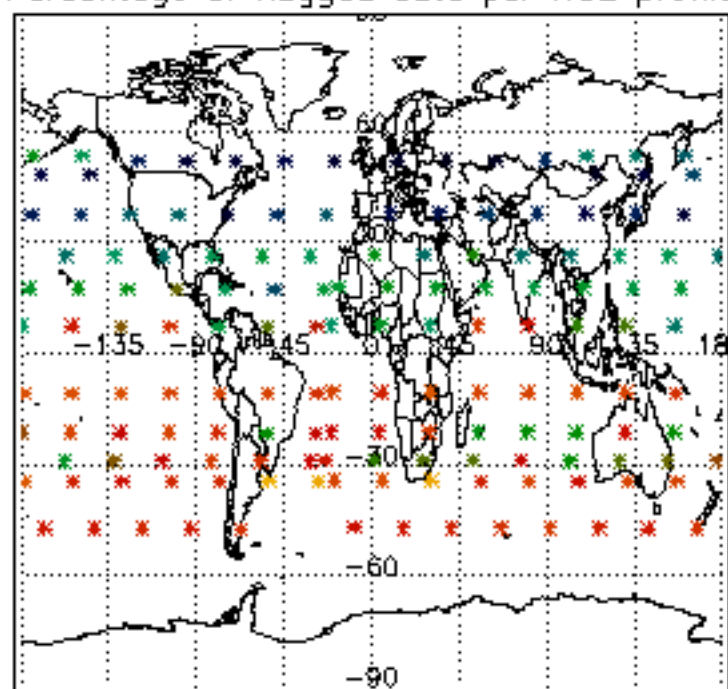
Percentage of flagged data per D3 profile



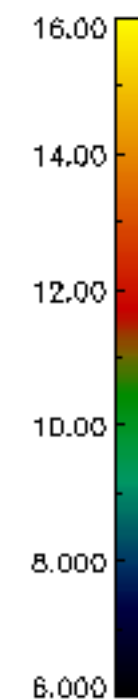
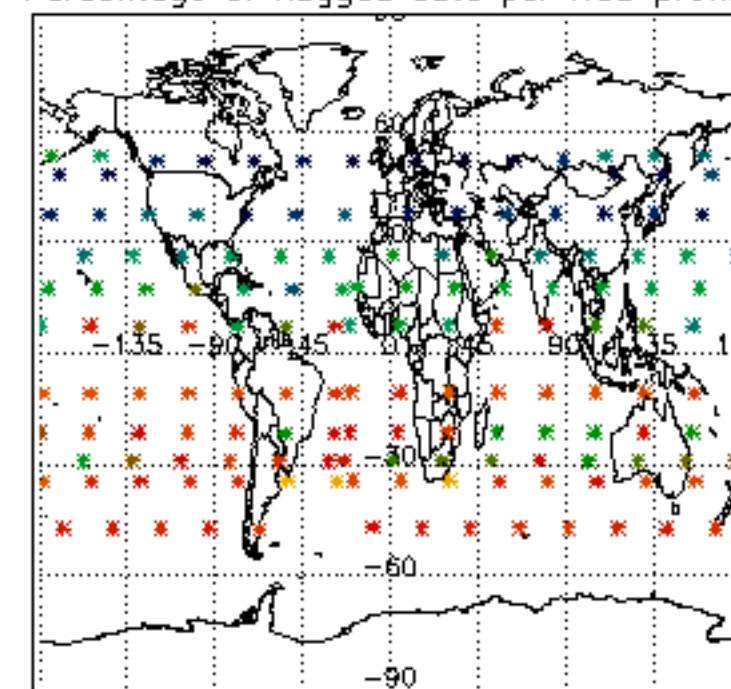
Percentage of flagged data per H2O profile

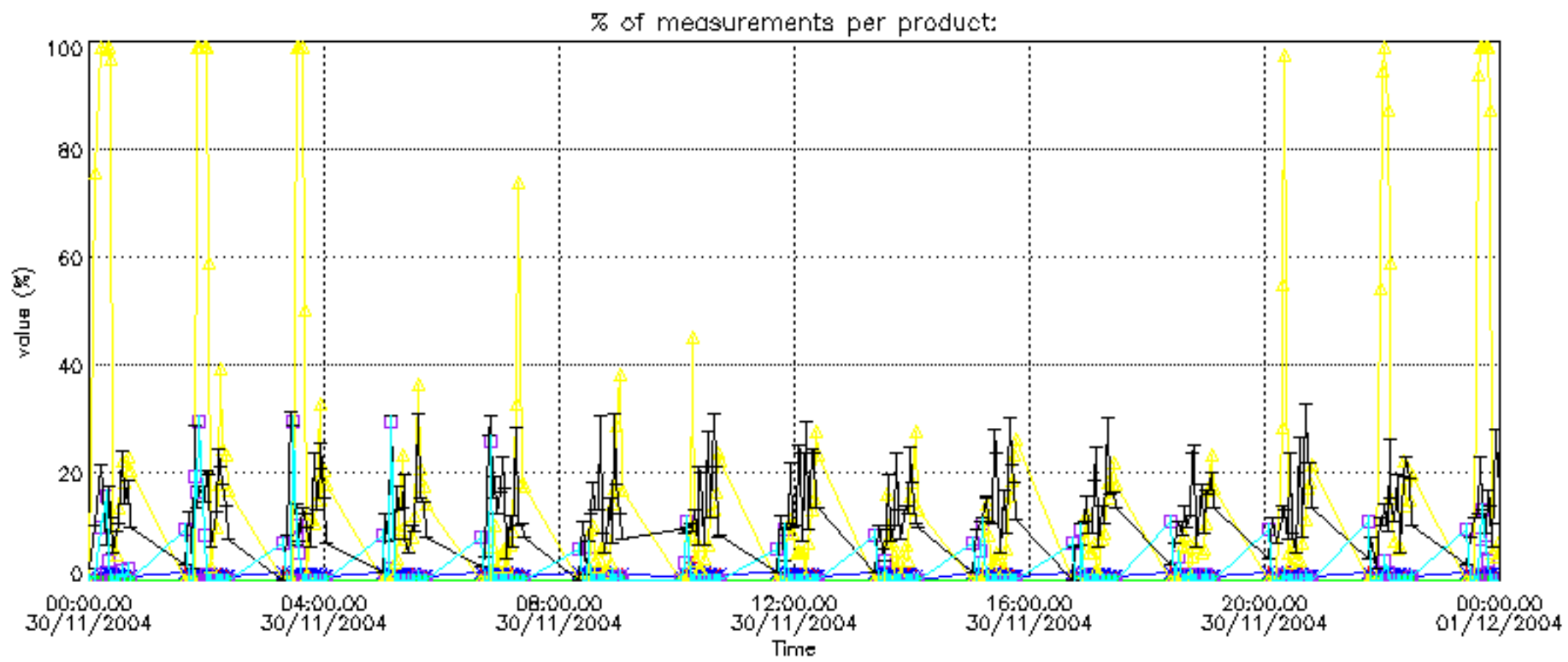


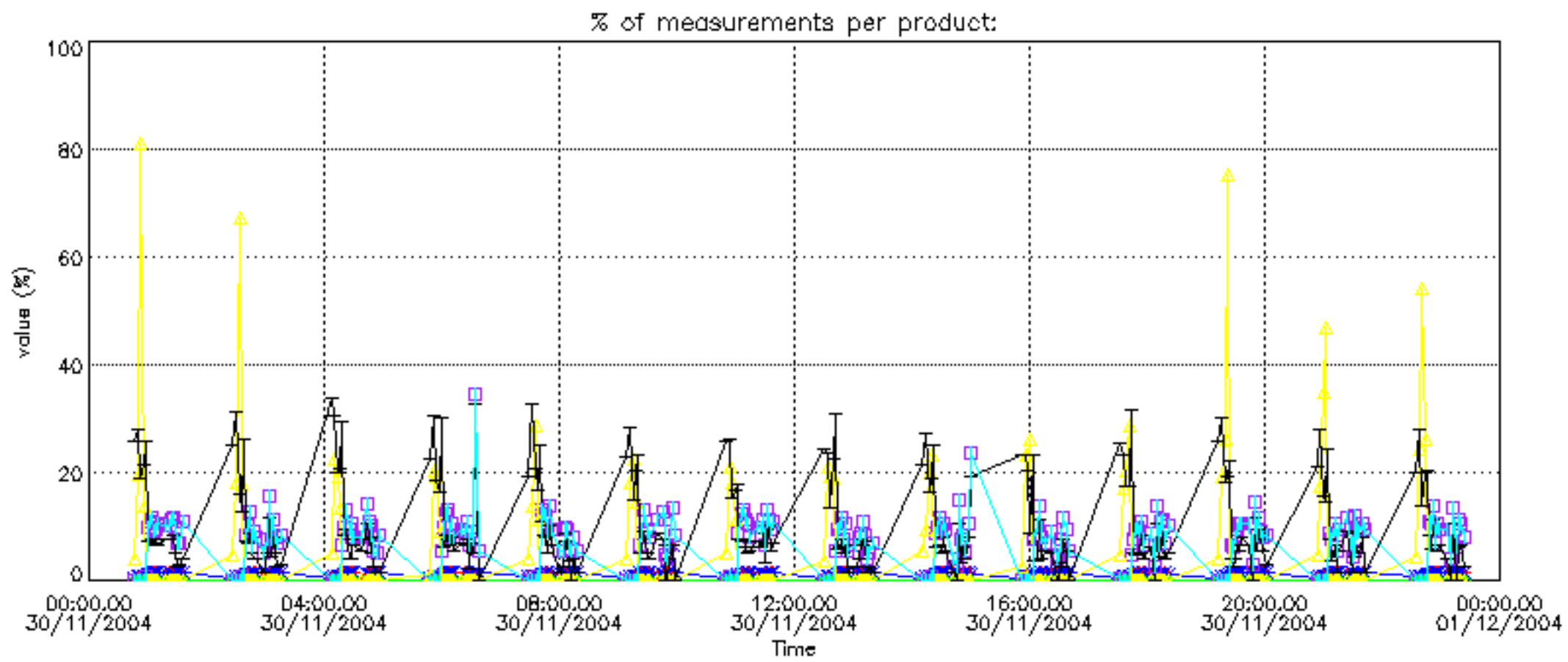
Percentage of flagged data per NO2 profile



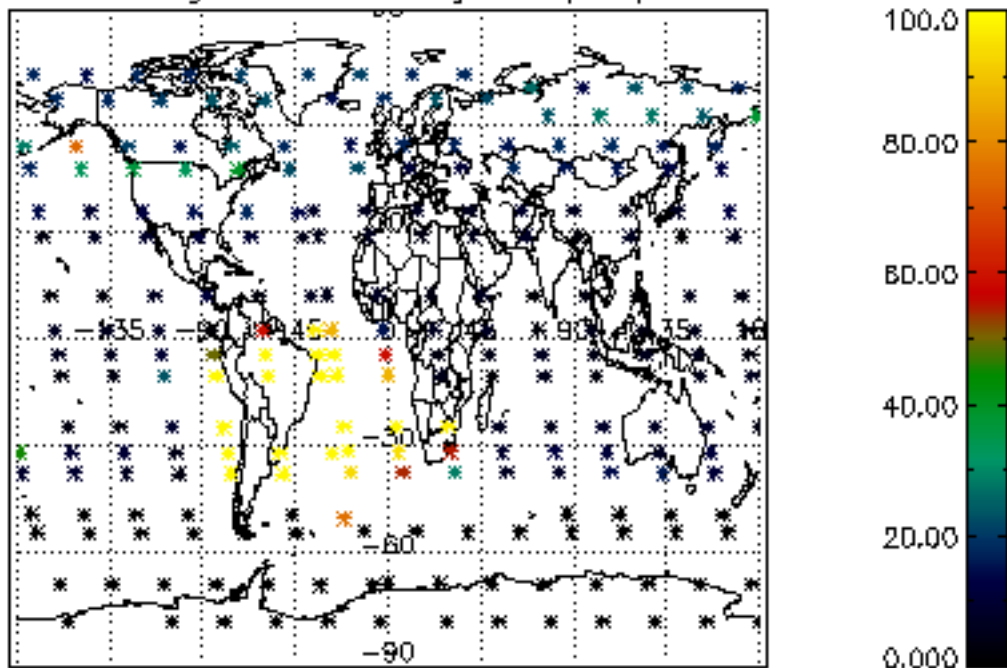
Percentage of flagged data per NO3 profile



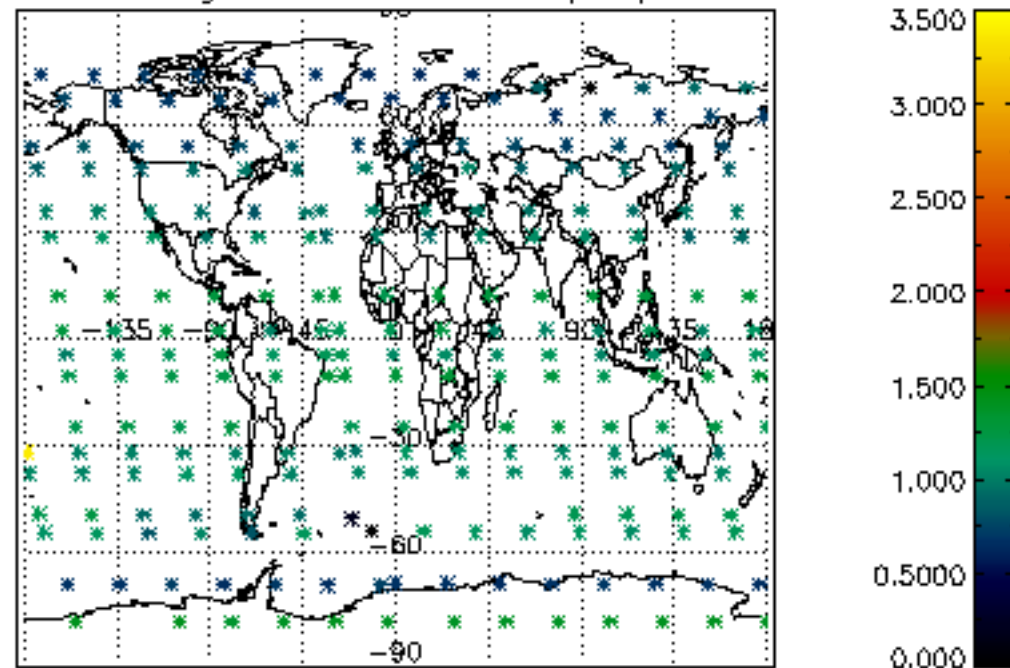




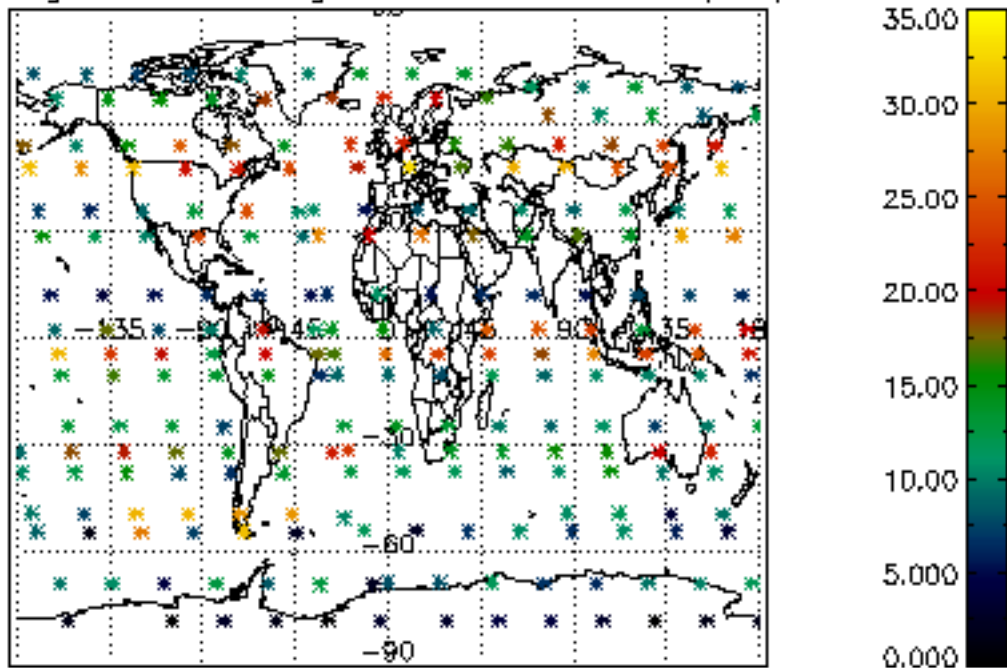
Percentage of cosmic ray hits per profile



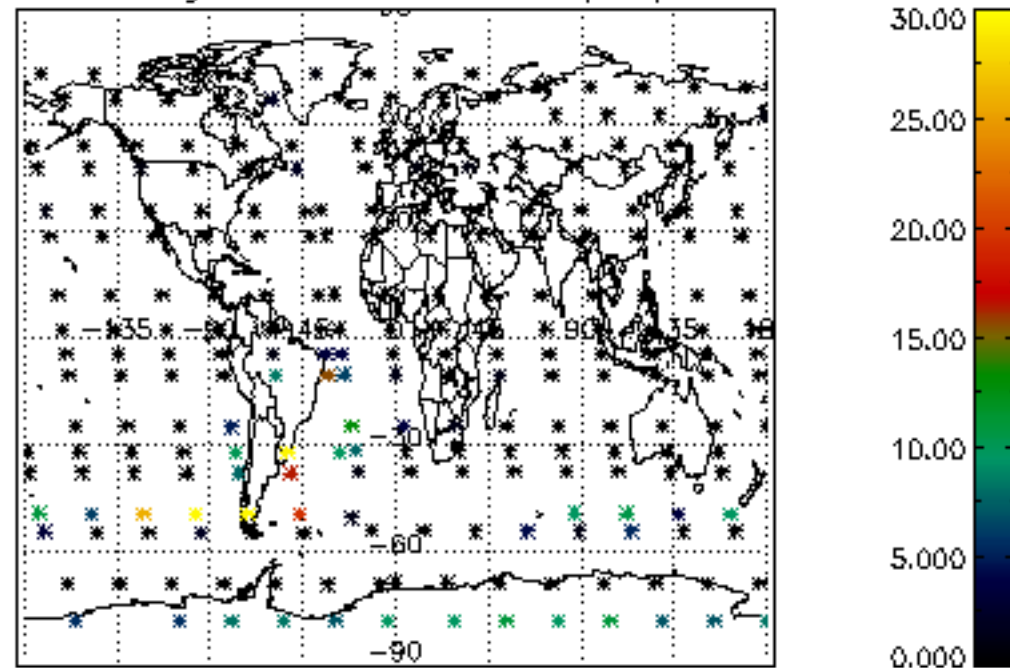
Percentage of datation errors per profile



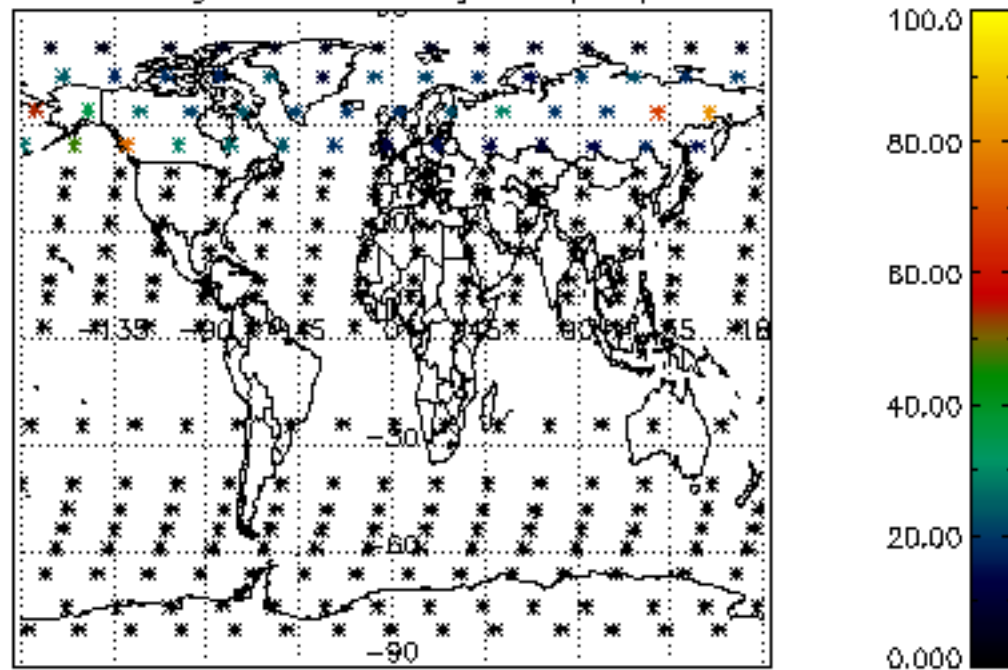
Percentage of star falling outside central band per profile



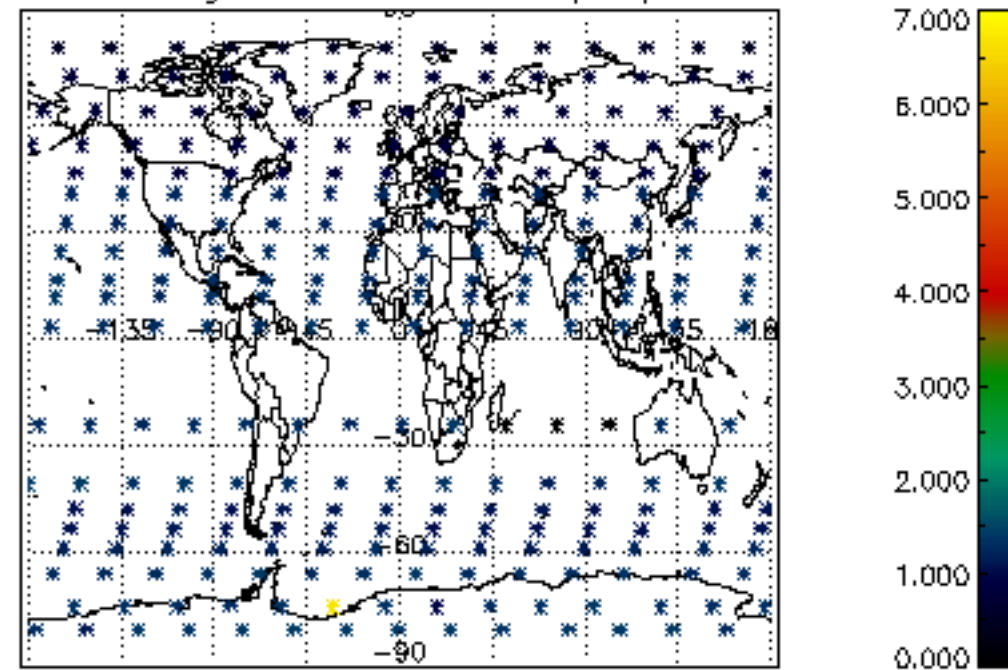
Percentage of saturation errors per profile



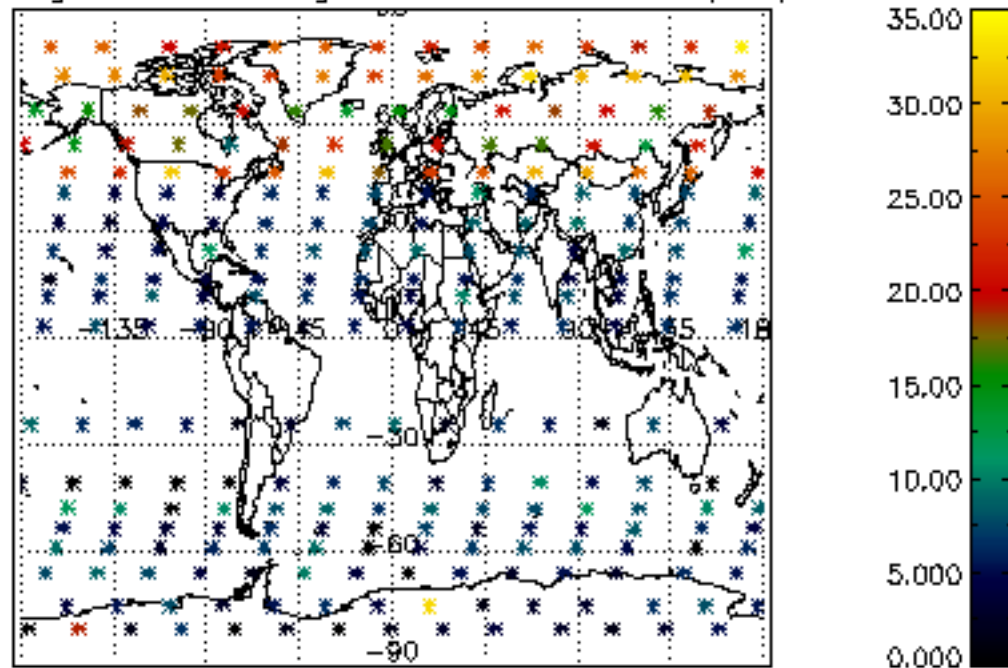
Percentage of cosmic ray hits per profile



Percentage of datation errors per profile



Percentage of star falling outside central band per profile



Percentage of saturation errors per profile

