

GOMOS Level 2 Daily Report

SUMMARY

[1. General Info](#)

[2. Summary of processed GOM_NL_2P products](#)

[3. Level 2 Quality information per product](#)

[3.1 Plot of level 2 quality information per product \(time dependant\)](#)

[3.2 Plot of level 2 quality information per product \(world map\)](#)

[4. Level 1 Quality information per product \(stored on level 2 products\)](#)

[4.1 Plot of level 1 quality information per product \(time dependant\)](#)

[4.1.1 Plot of level 1 quality information per product \(time dependant\): ASCENDING](#)

[4.1.2 Plot of level 1 quality information per product \(time dependant\): DESCENDING](#)

[4.2 Plot of level 1 quality information per product \(world map\)](#)

[4.2.1 Plot of level 1 quality information per product \(world map\): ASCENDING](#)

[4.2.2 Plot of level 1 quality information per product \(world map\): DESCENDING](#)

[5. Ozone profiles based on quality statistics and other trace gas profiles](#)

[5.1 Ozone statistics based on quality of products](#)

[5.2 Plot ozone profiles for all STD \(dark without errors\)](#)

[5.3 Plot ozone profiles where STD < 20% \(dark without errors\)](#)

[5.4. Plot ozone profiles where STD < 10% \(dark without errors\)](#)

[5.5. Plot ozone profiles where STD < 5% \(dark without errors\)](#)

[5.6 Plot NO2 profiles for all STD \(dark without errors\)](#)

[5.7 Plot NO3 profiles for all STD \(dark without errors\)](#)

[5.8 Plot H2O profiles \(only for occultations of stars 1,2,3,4,13,14,16,26,63 dark without errors\) for all STD](#)

[6. Auxiliary Data Files used for the production reported in section 2](#)

This report presents the daily analysis on parameters extracted from GOMOS level 2 data (GOM_NL__2P). It is intended to monitor some important parameters that will impact the quality of these products. A list of level 2 products (and content) that have arrived during the reporting day to the PCF is also given.

Item	Value
Time of report generation	22APR2013 08:59:16
Data source version	GOMOS/6.01
Start time of products	29-11-2004 (29NOV2004 00:00:00)
Stop time of products	30-11-2004 (30NOV2004 00:00:00)
Store outputs in DB	Yes
Nb of level 2 prods	443
Nb of prods with errors	0

2. Summary of processed GOM_NL__2P products.

Nr	Filename	UTC Start time	Limb	Duration	Star Id	Star Name	Star Mag	Star Temp	Nb Meas	Orbit	Prod. error
1	GOM_NL__2PRFIN20041129_000044_000000362032_00288_14370_6490.N1	29-NOV-2004 00:00:44	Bright	35.500	110	37Del Cas	2.6780	8900.0	71	14370	No
2	GOM_NL__2PRFIN20041129_000832_000000342032_00288_14370_6491.N1	29-NOV-2004 00:08:32	Bright	34.000	49	1Alp UMi	1.9900	6300.0	68	14370	No
3	GOM_NL__2PRFIN20041129_001311_000000382032_00288_14370_6492.N1	29-NOV-2004 00:13:11	Bright	38.000	60	7Bet UMi	2.0810	3950.0	76	14370	No
4	GOM_NL__2PRFIN20041129_001520_000000442032_00288_14370_6493.N1	29-NOV-2004 00:15:20	Bright	43.500	36	50Alp UMa	1.8000	6300.0	87	14370	No
5	GOM_NL__2PRFIN20041129_001656_000000462032_00288_14370_6494.N1	29-NOV-2004 00:16:56	Bright	45.500	82	48Bet UMa	2.3650	10600.	91	14370	No
6	GOM_NL__2PRFIN20041129_001850_000000382032_00288_14370_6495.N1	29-NOV-2004 00:18:50	Bright	37.500	55	79Zet UMa	2.0600	10200.	75	14370	No
7	GOM_NL__2PRFIN20041129_002029_000000532032_00288_14370_6496.N1	29-NOV-2004 00:20:29	Bright	53.000	39	85Eta UMa	1.8540	24000.	106	14370	No
8	GOM_NL__2PRFIN20041129_002320_000000362032_00288_14370_6497.N1	29-NOV-2004 00:23:20	Bright	35.500	180	27Gam Boo	3.0400	8000.0	71	14370	No
9	GOM_NL__2PRFIN20041129_002620_000000362032_00288_14370_6498.N1	29-NOV-2004 00:26:20	Bright	36.000	83		2.3780	11000.	72	14370	No
10	GOM_NL__2PRFIN20041129_002851_000000352032_00288_14370_6499.N1	29-NOV-2004 00:28:51	Bright	35.000	3	16Alp Boo	-0.050000	4250.0	70	14370	No
11	GOM_NL__2PRFIN20041129_003214_000000692032_00288_14370_6500.N1	29-NOV-2004 00:32:14	Bright	69.000	96	68Del Leo	2.5600	9300.0	138	14370	No
12	GOM_NL__2PRFIN20041129_003712_000002152032_00288_14370_6501.N1	29-NOV-2004 00:37:12	Straylight	215.00	51	41Gam1Leo	2.0100	4500.0	430	14370	No
13	GOM_NL__2PRFIN20041129_004257_000000492032_00288_14370_6502.N1	29-NOV-2004 00:42:57	Twilight	48.500	106	9Bet Crv	2.6480	5600.0	97	14370	No
14	GOM_NL__2PRFIN20041129_004503_000000402032_00288_14370_6503.N1	29-NOV-2004 00:45:03	Dark	40.000	123	lot Cen	2.7500	10200.	80	14370	No
15	GOM_NL__2PRFIN20041129_004910_000000412032_00288_14370_6504.N1	29-NOV-2004 00:49:10	Dark	40.500	77	Eps Cen	2.3030	28000.	81	14370	No
16	GOM_NL__2PRFIN20041129_005050_000000432032_00288_14370_6505.N1	29-NOV-2004 00:50:50	Dark	42.500	10	Bet Cen	0.61000	28000.	85	14370	No
17	GOM_NL__2PRFIN20041129_005240_000000442032_00289_14371_6472.N1	29-NOV-2004 00:52:40	Dark	44.000	12	Alp1Cru	0.77500	30000.	88	14371	No
18	GOM_NL__2PRFIN20041129_005956_000000502032_00289_14371_6473.N1	29-NOV-2004 00:59:56	Dark	50.000	41	Eps Car	1.8600	4100.0	100	14371	No
19	GOM_NL__2PRFIN20041129_010150_000000502032_00289_14371_6474.N1	29-NOV-2004 01:01:50	Dark	50.000	34	Gam2Vel	1.7930	23000.	100	14371	No
20	GOM_NL__2PRFIN20041129_010331_000000602032_00289_14371_6475.N1	29-NOV-2004 01:03:31	Dark	59.500	70	Zet Pup	2.2460	39000.	119	14371	No
21	GOM_NL__2PRFIN20041129_010518_000000522032_00289_14371_6476.N1	29-NOV-2004 01:05:18	Dark	51.500	2	Alp Car	-0.73600	7000.0	103	14371	No
22	GOM_NL__2PRFIN20041129_010704_000000622032_00289_14371_6477.N1	29-NOV-2004 01:07:04	Dark	61.500	117	Pi Pup	2.7060	3800.0	123	14371	No
23	GOM_NL__2PRFIN20041129_011056_000000692032_00289_14371_6478.N1	29-NOV-2004 01:10:56	Dark	69.000	23	21Eps CMa	1.5020	26000.	138	14371	No
24	GOM_NL__2PRFIN20041129_011307_000000742032_00289_14371_6479.N1	29-NOV-2004 01:13:07	Straylight	74.000	179	24Omi2CMa	3.0320	24000.	148	14371	No
25	GOM_NL__2PRFIN20041129_011734_000001012032_00289_14371_6480.N1	29-NOV-2004 01:17:34	Straylight	101.00	1	9Alp CMa	-1.4400	11000.	202	14371	No
26	GOM_NL__2PRFIN20041129_012120_000000642032_00289_14371_6481.N1	29-NOV-2004 01:21:20	Straylight	64.000	7	19Bet Ori	0.10000	14000.	128	14371	No
27	GOM_NL__2PRFIN20041129_012430_000000702032_00289_14371_6482.N1	29-NOV-2004 01:24:30	Tw_and_stray	69.500	30	46Eps Ori	1.6940	30000.	139	14371	No
28	GOM_NL__2PRFIN20041129_012717_000000682032_00289_14371_6483.N1	29-NOV-2004 01:27:17	Tw_and_stray	68.000	27	24Gam Ori	1.6360	26000.	136	14371	No
29	GOM_NL__2PRFIN20041129_012927_000000552032_00289_14371_6484.N1	29-NOV-2004 01:29:27	Bright	55.000	13	87Alp Tau	0.86700	3800.0	110	14371	No
30	GOM_NL__2PRFIN20041129_013059_000000422032_00289_14371_6485.N1	29-NOV-2004 01:30:59	Bright	42.000	146	25Eta Tau	2.8730	15200.	84	14371	No
31	GOM_NL__2PRFIN20041129_013322_000000432032_00289_14371_6486.N1	29-NOV-2004 01:33:22	Bright	43.000	150	44Zet Per	2.8900	28000.	86	14371	No
32	GOM_NL__2PRFIN20041129_013532_000000402032_00289_14371_6487.N1	29-NOV-2004 01:35:32	Bright	39.500	79	26Bet Per	2.3100	13100.	79	14371	No
33	GOM_NL__2PRFIN20041129_013749_000000392032_00289_14371_6488.N1	29-NOV-2004 01:37:49	Bright	38.500	175	39Del Per	3.0100	19400.	77	14371	No
34	GOM_NL__2PRFIN20041129_013906_000000382032_00289_14371_6489.N1	29-NOV-2004 01:39:06	Bright	38.000	160	23Gam Per	2.9300	4700.0	76	14371	No
35	GOM_NL__2PRFIN20041129_014119_000000372032_00289_14371_6490.N1	29-NOV-2004 01:41:19	Bright	37.000	110	37Del Cas	2.6780	8900.0	74	14371	No
36	GOM_NL__2PRFIN20041129_014905_000000372032_00289_14371_6491.N1	29-NOV-2004 01:49:05	Bright	37.000	49	1Alp UMi	1.9900	6300.0	74	14371	No
37	GOM_NL__2PRFIN20041129_015346_000000402032_00289_14371_6492.N1	29-NOV-2004 01:53:46	Bright	39.500	60	7Bet UMi	2.0810	3950.0	79	14371	No
38	GOM_NL__2PRFIN20041129_015556_000000442032_00289_14371_6493.N1	29-NOV-2004 01:55:56	Bright	44.000	36	50Alp UMa	1.8000	6300.0	88	14371	No
39	GOM_NL__2PRFIN20041129_015732_000000482032_00289_14371_6494.N1	29-NOV-2004 01:57:32	Bright	47.500	82	48Bet UMa	2.3650	10600.	95	14371	No
40	GOM_NL__2PRFIN20041129_015926_000000402032_00289_14371_6495.N1	29-NOV-2004 01:59:26	Bright	39.500	55	79Zet UMa	2.0600	10200.	79	14371	No
41	GOM_NL__2PRFIN20041129_020104_000000382032_00289_14371_6496.N1	29-NOV-2004 02:01:04	Bright	37.500	39	85Eta UMa	1.8540	24000.	75	14371	No
42	GOM_NL__2PRFIN20041129_020355_000000372032_00289_14371_6497.N1	29-NOV-2004 02:03:55	Bright	37.000	180	27Gam Boo	3.0400	8000.0	74	14371	No

43	GOM_NL__2PRFIN20041129_020656_000000372032_00289_14371_6498.N1	29-NOV-2004 02:06:56	Bright	36.500	83		2.3780	11000.	73	14371	No
44	GOM_NL__2PRFIN20041129_020927_000000362032_00289_14371_6499.N1	29-NOV-2004 02:09:27	Bright	36.000	3	16Alp Boo	-0.050000	4250.0	72	14371	No
45	GOM_NL__2PRFIN20041129_021251_000000702032_00289_14371_6500.N1	29-NOV-2004 02:12:51	Bright	69.500	96	68Del Leo	2.5600	9300.0	139	14371	No
46	GOM_NL__2PRFIN20041129_021751_00000222032_00289_14371_6501.N1	29-NOV-2004 02:17:51	Straylight	222.00	51	41Gam1Leo	2.0100	4500.0	444	14371	No
47	GOM_NL__2PRFIN20041129_022331_000000502032_00289_14371_6502.N1	29-NOV-2004 02:23:31	Twilight	49.500	106	9Bet Crv	2.6480	5600.0	99	14371	No
48	GOM_NL__2PRFIN20041129_022540_000000422032_00289_14371_6503.N1	29-NOV-2004 02:25:40	Dark	42.000	123	1ot Cen	2.7500	10200.	84	14371	No
49	GOM_NL__2PRFIN20041129_022946_000000392032_00289_14371_6504.N1	29-NOV-2004 02:29:46	Dark	39.000	77	Eps Cen	2.3030	28000.	78	14371	No
50	GOM_NL__2PRFIN20041129_023126_000000472032_00289_14371_6505.N1	29-NOV-2004 02:31:26	Dark	47.000	10	Bet Cen	0.61000	28000.	94	14371	No
51	GOM_NL__2PRFIN20041129_023315_000000432032_00290_14372_6472.N1	29-NOV-2004 02:33:15	Dark	42.500	12	Alp1Cru	0.77500	30000.	85	14372	No
52	GOM_NL__2PRFIN20041129_024033_000000462032_00290_14372_6473.N1	29-NOV-2004 02:40:33	Dark	46.000	41	Eps Car	1.8600	4100.0	92	14372	No
53	GOM_NL__2PRFIN20041129_024226_000000532032_00290_14372_6474.N1	29-NOV-2004 02:42:26	Dark	52.500	34	Gam2Vel	1.7930	23000.	105	14372	No
54	GOM_NL__2PRFIN20041129_024408_000000592032_00290_14372_6475.N1	29-NOV-2004 02:44:08	Dark	59.000	70	Zet Pup	2.2460	39000.	118	14372	No
55	GOM_NL__2PRFIN20041129_024556_000000522032_00290_14372_6476.N1	29-NOV-2004 02:45:56	Dark	52.000	2	Alp Car	-0.73600	7000.0	104	14372	No
56	GOM_NL__2PRFIN20041129_024740_000000682032_00290_14372_6477.N1	29-NOV-2004 02:47:40	Dark	67.500	117	Pi Pup	2.7060	3800.0	135	14372	No
57	GOM_NL__2PRFIN20041129_025133_000000712032_00290_14372_6478.N1	29-NOV-2004 02:51:33	Dark	70.500	23	21Eps CMa	1.5020	26000.	141	14372	No
58	GOM_NL__2PRFIN20041129_025344_000000772032_00290_14372_6479.N1	29-NOV-2004 02:53:44	Straylight	76.500	179	24Omi2CMa	3.0320	24000.	153	14372	No
59	GOM_NL__2PRFIN20041129_025810_000000952032_00290_14372_6480.N1	29-NOV-2004 02:58:10	Straylight	95.000	1	9Alp CMa	-1.4400	11000.	190	14372	No
60	GOM_NL__2PRFIN20041129_030156_000000622032_00290_14372_6481.N1	29-NOV-2004 03:01:56	Straylight	62.000	7	19Bet Ori	0.10000	14000.	124	14372	No
61	GOM_NL__2PRFIN20041129_030506_000000672032_00290_14372_6482.N1	29-NOV-2004 03:05:06	Tw_i_and_stray	67.000	30	46Eps Ori	1.6940	30000.	134	14372	No
62	GOM_NL__2PRFIN20041129_030752_000000662032_00290_14372_6483.N1	29-NOV-2004 03:07:52	Tw_i_and_stray	66.000	27	24Gam Ori	1.6360	26000.	132	14372	No
63	GOM_NL__2PRFIN20041129_031003_000000622032_00290_14372_6484.N1	29-NOV-2004 03:10:03	Bright	61.500	13	87Alp Tau	0.86700	3800.0	123	14372	No
64	GOM_NL__2PRFIN20041129_031135_000000402032_00290_14372_6485.N1	29-NOV-2004 03:11:35	Bright	40.000	146	25Eta Tau	2.8730	15200.	80	14372	No
65	GOM_NL__2PRFIN20041129_031357_000000412032_00290_14372_6486.N1	29-NOV-2004 03:13:57	Bright	41.000	150	44Zet Per	2.8900	28000.	82	14372	No
66	GOM_NL__2PRFIN20041129_031609_000000382032_00290_14372_6487.N1	29-NOV-2004 03:16:09	Bright	37.500	79	26Bet Per	2.3100	13100.	75	14372	No
67	GOM_NL__2PRFIN20041129_031825_000000382032_00290_14372_6488.N1	29-NOV-2004 03:18:25	Bright	38.000	175	39Del Per	3.0100	19400.	76	14372	No
68	GOM_NL__2PRFIN20041129_031941_000000382032_00290_14372_6489.N1	29-NOV-2004 03:19:41	Bright	38.000	160	23Gam Per	2.9300	4700.0	76	14372	No
69	GOM_NL__2PRFIN20041129_032155_000000382032_00290_14372_6490.N1	29-NOV-2004 03:21:55	Bright	37.500	110	37Del Cas	2.6780	8900.0	75	14372	No
70	GOM_NL__2PRFIN20041129_032943_000000382032_00290_14372_6491.N1	29-NOV-2004 03:29:43	Bright	38.000	49	1Alp UMi	1.9900	6300.0	76	14372	No
71	GOM_NL__2PRFIN20041129_033420_000000412032_00290_14372_6492.N1	29-NOV-2004 03:34:20	Bright	41.000	60	7Bet UMi	2.0810	3950.0	82	14372	No
72	GOM_NL__2PRFIN20041129_033631_000000482032_00290_14372_6493.N1	29-NOV-2004 03:36:31	Bright	48.000	36	50Alp UMa	1.8000	6300.0	96	14372	No
73	GOM_NL__2PRFIN20041129_033808_000000462032_00290_14372_6494.N1	29-NOV-2004 03:38:08	Bright	45.500	82	48Bet UMa	2.3650	10600.	91	14372	No
74	GOM_NL__2PRFIN20041129_034001_000000402032_00290_14372_6495.N1	29-NOV-2004 03:40:01	Bright	40.000	55	79Zet UMa	2.0600	10200.	80	14372	No
75	GOM_NL__2PRFIN20041129_034140_000000402032_00290_14372_6496.N1	29-NOV-2004 03:41:40	Bright	39.500	39	85Eta UMa	1.8540	24000.	79	14372	No
76	GOM_NL__2PRFIN20041129_034429_000000392032_00290_14372_6497.N1	29-NOV-2004 03:44:29	Bright	39.000	180	27Gam Boo	3.0400	8000.0	78	14372	No
77	GOM_NL__2PRFIN20041129_034731_000000372032_00290_14372_6498.N1	29-NOV-2004 03:47:31	Bright	37.000	83		2.3780	11000.	74	14372	No
78	GOM_NL__2PRFIN20041129_035003_000000362032_00290_14372_6499.N1	29-NOV-2004 03:50:03	Bright	35.500	3	16Alp Boo	-0.050000	4250.0	71	14372	No
79	GOM_NL__2PRFIN20041129_035328_000000692032_00290_14372_6500.N1	29-NOV-2004 03:53:28	Bright	69.000	96	68Del Leo	2.5600	9300.0	138	14372	No
80	GOM_NL__2PRFIN20041129_035830_000002552032_00290_14372_6501.N1	29-NOV-2004 03:58:30	Straylight	255.00	51	41Gam1Leo	2.0100	4500.0	510	14372	No
81	GOM_NL__2PRFIN20041129_040408_000000512032_00290_14372_6502.N1	29-NOV-2004 04:04:08	Twilight	50.500	106	9Bet Crv	2.6480	5600.0	101	14372	No
82	GOM_NL__2PRFIN20041129_040614_000000452032_00290_14372_6503.N1	29-NOV-2004 04:06:14	Dark	45.000	123	1ot Cen	2.7500	10200.	90	14372	No
83	GOM_NL__2PRFIN20041129_041022_000000372032_00290_14372_6504.N1	29-NOV-2004 04:10:22	Dark	37.000	77	Eps Cen	2.3030	28000.	74	14372	No
84	GOM_NL__2PRFIN20041129_041202_000000462032_00290_14372_6505.N1	29-NOV-2004 04:12:02	Dark	46.000	10	Bet Cen	0.61000	28000.	92	14372	No
85	GOM_NL__2PRFIN20041129_041351_000000442032_00291_14373_6472.N1	29-NOV-2004 04:13:51	Dark	44.000	12	Alp1Cru	0.77500	30000.	88	14373	No
86	GOM_NL__2PRFIN20041129_042109_000000582032_00291_14373_6473.N1	29-NOV-2004 04:21:09	Dark	58.000	41	Eps Car	1.8600	4100.0	116	14373	No
87	GOM_NL__2PRFIN20041129_042303_000000542032_00291_14373_6474.N1	29-NOV-2004 04:23:03	Dark	54.000	34	Gam2Vel	1.7930	23000.	108	14373	No
88	GOM_NL__2PRFIN20041129_042443_000000602032_00291_14373_6475.N1	29-NOV-2004 04:24:43	Dark	59.500	70	Zet Pup	2.2460	39000.	119	14373	No
89	GOM_NL__2PRFIN20041129_042632_000000582032_00291_14373_6476.N1	29-NOV-2004 04:26:32	Dark	58.000	2	Alp Car	-0.73600	7000.0	116	14373	No
90	GOM_NL__2PRFIN20041129_042816_000000722032_00291_14373_6477.N1	29-NOV-2004 04:28:16	Dark	71.500	117	Pi Pup	2.7060	3800.0	143	14373	No
91	GOM_NL__2PRFIN20041129_043209_000000742032_00291_14373_6478.N1	29-NOV-2004 04:32:09	Dark	74.000	23	21Eps CMa	1.5020	26000.	148	14373	No
92	GOM_NL__2PRFIN20041129_043420_000000792032_00291_14373_6479.N1	29-NOV-2004 04:34:20	Straylight	79.000	179	24Omi2CMa	3.0320	24000.	158	14373	No
93	GOM_NL__2PRFIN20041129_043846_000000972032_00291_14373_6480.N1	29-NOV-2004 04:38:46	Straylight	97.000	1	9Alp CMa	-1.4400	11000.	194	14373	No
94	GOM_NL__2PRFIN20041129_044230_000000632032_00291_14373_6481.N1	29-NOV-2004 04:42:30	Straylight	63.000	7	19Bet Ori	0.10000	14000.	126	14373	No
95	GOM_NL__2PRFIN20041129_044542_000000652032_00291_14373_6482.N1	29-NOV-2004 04:45:42	Tw_i_and_stray	64.500	30	46Eps Ori	1.6940	30000.	129	14373	No
96	GOM_NL__2PRFIN20041129_044828_000000642032_00291_14373_6483.N1	29-NOV-2004 04:48:28	Tw_i_and_stray	63.500	27	24Gam Ori	1.6360	26000.	127	14373	No
97	GOM_NL__2PRFIN20041129_045038_000000572032_00291_14373_6484.N1	29-NOV-2004 04:50:38	Bright	57.000	13	87Alp Tau	0.86700	3800.0	114	14373	No
98	GOM_NL__2PRFIN20041129_045210_000000422032_00291_14373_6485.N1	29-NOV-2004 04:52:10	Bright	42.000	146	25Eta Tau	2.8730	15200.	84	14373	No
99	GOM_NL__2PRFIN20041129_045434_000000402032_00291_14373_6486.N1	29-NOV-2004 04:54:34	Bright	40.000	150	44Zet Per	2.8900	28000.	80	14373	No
100	GOM_NL__2PRFIN20041129_045644_000000392032_00291_14373_6487.N1	29-NOV-2004 04:56:44	Bright	39.000	79	26Bet Per	2.3100	13100.	78	14373	No
101	GOM_NL__2PRFIN20041129_045900_000000392032_00291_14373_6488.N1	29-NOV-2004 04:59:00	Bright	38.500	175	39Del Per	3.0100	19400.	77	14373	No

102	GOM_NL__2PRFIN20041129_050018_000000372032_00291_14373_6489.N1	29-NOV-2004 05:00:18	Bright	37.000	160	23Gam Per	2.9300	4700.0	74	14373	No
103	GOM_NL__2PRFIN20041129_050231_000000382032_00291_14373_6490.N1	29-NOV-2004 05:02:31	Bright	38.000	110	37Del Cas	2.6780	8900.0	76	14373	No
104	GOM_NL__2PRFIN20041129_051019_000000372032_00291_14373_6491.N1	29-NOV-2004 05:10:19	Bright	36.500	49	1Alp UMi	1.9900	6300.0	73	14373	No
105	GOM_NL__2PRFIN20041129_051458_000000412032_00291_14373_6492.N1	29-NOV-2004 05:14:58	Bright	41.000	60	7Bet UMi	2.0810	3950.0	82	14373	No
106	GOM_NL__2PRFIN20041129_051706_000000482032_00291_14373_6493.N1	29-NOV-2004 05:17:06	Bright	48.000	36	50Alp UMa	1.8000	6300.0	96	14373	No
107	GOM_NL__2PRFIN20041129_051843_000000482032_00291_14373_6494.N1	29-NOV-2004 05:18:43	Bright	48.000	82	48Bet UMa	2.3650	10600.	96	14373	No
108	GOM_NL__2PRFIN20041129_052038_000000392032_00291_14373_6495.N1	29-NOV-2004 05:20:38	Bright	39.000	55	79Zet UMa	2.0600	10200.	78	14373	No
109	GOM_NL__2PRFIN20041129_052216_000000382032_00291_14373_6496.N1	29-NOV-2004 05:22:16	Bright	37.500	39	85Eta UMa	1.8540	24000.	75	14373	No
110	GOM_NL__2PRFIN20041129_052507_000000522032_00291_14373_6497.N1	29-NOV-2004 05:25:07	Bright	52.000	180	27Gam Boo	3.0400	8000.0	104	14373	No
111	GOM_NL__2PRFIN20041129_052807_000000372032_00291_14373_6498.N1	29-NOV-2004 05:28:07	Bright	37.000	83		2.3780	11000.	74	14373	No
112	GOM_NL__2PRFIN20041129_053039_000000372032_00291_14373_6499.N1	29-NOV-2004 05:30:39	Bright	36.500	3	16Alp Boo	-0.050000	4250.0	73	14373	No
113	GOM_NL__2PRFIN20041129_053404_000000702032_00291_14373_6500.N1	29-NOV-2004 05:34:04	Bright	70.000	96	68Del Leo	2.5600	9300.0	140	14373	No
114	GOM_NL__2PRFIN20041129_053909_000002022032_00291_14373_6501.N1	29-NOV-2004 05:39:09	Straylight	201.50	51	41Gam1Leo	2.0100	4500.0	403	14373	No
115	GOM_NL__2PRFIN20041129_054444_000000522032_00291_14373_6502.N1	29-NOV-2004 05:44:44	Twilight	51.500	106	9Bet Crv	2.6480	5600.0	103	14373	No
116	GOM_NL__2PRFIN20041129_054652_000000432032_00291_14373_6503.N1	29-NOV-2004 05:46:52	Dark	43.000	123	Iot Cen	2.7500	10200.	86	14373	No
117	GOM_NL__2PRFIN20041129_055058_000000412032_00291_14373_6504.N1	29-NOV-2004 05:50:58	Dark	40.500	77	Eps Cen	2.3030	28000.	81	14373	No
118	GOM_NL__2PRFIN20041129_055238_000000432032_00291_14373_6505.N1	29-NOV-2004 05:52:38	Dark	43.000	10	Bet Cen	0.61000	28000.	86	14373	No
119	GOM_NL__2PRFIN20041129_055429_000000432032_00292_14374_6472.N1	29-NOV-2004 05:54:29	Dark	42.500	12	Alp1Cru	0.77500	30000.	85	14374	No
120	GOM_NL__2PRFIN20041129_060146_000000482032_00292_14374_6473.N1	29-NOV-2004 06:01:46	Dark	48.000	41	Eps Car	1.8600	4100.0	96	14374	No
121	GOM_NL__2PRFIN20041129_060340_000000502032_00292_14374_6474.N1	29-NOV-2004 06:03:40	Dark	49.500	34	Gam2Vel	1.7930	23000.	99	14374	No
122	GOM_NL__2PRFIN20041129_060520_000000582032_00292_14374_6475.N1	29-NOV-2004 06:05:20	Dark	58.000	70	Zet Pup	2.2460	39000.	116	14374	No
123	GOM_NL__2PRFIN20041129_060710_000000542032_00292_14374_6476.N1	29-NOV-2004 06:07:10	Dark	53.500	2	Alp Car	-0.73600	7000.0	107	14374	No
124	GOM_NL__2PRFIN20041129_060852_000000672032_00292_14374_6477.N1	29-NOV-2004 06:08:52	Dark	67.000	117	Pi Pup	2.7060	3800.0	134	14374	No
125	GOM_NL__2PRFIN20041129_061245_000000722032_00292_14374_6478.N1	29-NOV-2004 06:12:45	Dark	72.000	23	21Eps CMa	1.5020	26000.	144	14374	No
126	GOM_NL__2PRFIN20041129_061455_000000812032_00292_14374_6479.N1	29-NOV-2004 06:14:55	Straylight	81.000	179	24Omi2CMa	3.0320	24000.	162	14374	No
127	GOM_NL__2PRFIN20041129_061922_000001142032_00292_14374_6480.N1	29-NOV-2004 06:19:22	Straylight	114.00	1	9Alp CMa	-1.4400	11000.	228	14374	No
128	GOM_NL__2PRFIN20041129_062308_000000632032_00292_14374_6481.N1	29-NOV-2004 06:23:08	Straylight	62.500	7	19Bet Ori	0.10000	14000.	125	14374	No
129	GOM_NL__2PRFIN20041129_062617_000000702032_00292_14374_6482.N1	29-NOV-2004 06:26:17	Tw_i_and_stray	69.500	30	46Eps Ori	1.6940	30000.	139	14374	No
130	GOM_NL__2PRFIN20041129_062903_000000662032_00292_14374_6483.N1	29-NOV-2004 06:29:03	Tw_i_and_stray	65.500	27	24Gam Ori	1.6360	26000.	131	14374	No
131	GOM_NL__2PRFIN20041129_063114_000000612032_00292_14374_6484.N1	29-NOV-2004 06:31:14	Bright	60.500	13	87Alp Tau	0.86700	3800.0	121	14374	No
132	GOM_NL__2PRFIN20041129_063246_000000422032_00292_14374_6485.N1	29-NOV-2004 06:32:46	Bright	42.000	146	25Eta Tau	2.8730	15200.	84	14374	No
133	GOM_NL__2PRFIN20041129_063509_000000422032_00292_14374_6486.N1	29-NOV-2004 06:35:09	Bright	41.500	150	44Zet Per	2.8900	28000.	83	14374	No
134	GOM_NL__2PRFIN20041129_063720_000000392032_00292_14374_6487.N1	29-NOV-2004 06:37:20	Bright	38.500	79	26Bet Per	2.3100	13100.	77	14374	No
135	GOM_NL__2PRFIN20041129_063937_000000392032_00292_14374_6488.N1	29-NOV-2004 06:39:37	Bright	38.500	175	39Del Per	3.0100	19400.	77	14374	No
136	GOM_NL__2PRFIN20041129_064054_000000392032_00292_14374_6489.N1	29-NOV-2004 06:40:54	Bright	38.500	160	23Gam Per	2.9300	4700.0	77	14374	No
137	GOM_NL__2PRFIN20041129_064308_000000372032_00292_14374_6490.N1	29-NOV-2004 06:43:08	Bright	37.000	110	37Del Cas	2.6780	8900.0	74	14374	No
138	GOM_NL__2PRFIN20041129_065055_000000392032_00292_14374_6491.N1	29-NOV-2004 06:50:55	Bright	38.500	49	1Alp UMi	1.9900	6300.0	77	14374	No
139	GOM_NL__2PRFIN20041129_065532_000000402032_00292_14374_6492.N1	29-NOV-2004 06:55:32	Bright	39.500	60	7Bet UMi	2.0810	3950.0	79	14374	No
140	GOM_NL__2PRFIN20041129_065743_000000422032_00292_14374_6493.N1	29-NOV-2004 06:57:43	Bright	41.500	36	50Alp UMa	1.8000	6300.0	83	14374	No
141	GOM_NL__2PRFIN20041129_065919_000000472032_00292_14374_6494.N1	29-NOV-2004 06:59:19	Bright	46.500	82	48Bet UMa	2.3650	10600.	93	14374	No
142	GOM_NL__2PRFIN20041129_070114_000000392032_00292_14374_6495.N1	29-NOV-2004 07:01:14	Bright	39.000	55	79Zet UMa	2.0600	10200.	78	14374	No
143	GOM_NL__2PRFIN20041129_070253_000000392032_00292_14374_6496.N1	29-NOV-2004 07:02:53	Bright	38.500	39	85Eta UMa	1.8540	24000.	77	14374	No
144	GOM_NL__2PRFIN20041129_070543_000000372032_00292_14374_6497.N1	29-NOV-2004 07:05:43	Bright	36.500	180	27Gam Boo	3.0400	8000.0	73	14374	No
145	GOM_NL__2PRFIN20041129_070844_000000352032_00292_14374_6498.N1	29-NOV-2004 07:08:44	Bright	35.000	83		2.3780	11000.	70	14374	No
146	GOM_NL__2PRFIN20041129_071115_000000362032_00292_14374_6499.N1	29-NOV-2004 07:11:15	Bright	35.500	3	16Alp Boo	-0.050000	4250.0	71	14374	No
147	GOM_NL__2PRFIN20041129_071441_000000692032_00292_14374_6500.N1	29-NOV-2004 07:14:41	Bright	69.000	96	68Del Leo	2.5600	9300.0	138	14374	No
148	GOM_NL__2PRFIN20041129_071948_000002182032_00292_14374_6501.N1	29-NOV-2004 07:19:48	Straylight	218.00	51	41Gam1Leo	2.0100	4500.0	436	14374	No
149	GOM_NL__2PRFIN20041129_072521_000000492032_00292_14374_6502.N1	29-NOV-2004 07:25:21	Twilight	48.500	106	9Bet Crv	2.6480	5600.0	97	14374	No
150	GOM_NL__2PRFIN20041129_072728_000000422032_00292_14374_6503.N1	29-NOV-2004 07:27:28	Dark	42.000	123	Iot Cen	2.7500	10200.	84	14374	No
151	GOM_NL__2PRFIN20041129_073135_000000402032_00292_14374_6504.N1	29-NOV-2004 07:31:35	Dark	40.000	77	Eps Cen	2.3030	28000.	80	14374	No
152	GOM_NL__2PRFIN20041129_073314_000000442032_00292_14374_6505.N1	29-NOV-2004 07:33:14	Dark	43.500	10	Bet Cen	0.61000	28000.	87	14374	No
153	GOM_NL__2PRFIN20041129_073505_000000452032_00293_14375_6472.N1	29-NOV-2004 07:35:05	Dark	44.500	12	Alp1Cru	0.77500	30000.	89	14375	No
154	GOM_NL__2PRFIN20041129_074223_000000442032_00293_14375_6473.N1	29-NOV-2004 07:42:23	Dark	44.000	41	Eps Car	1.8600	4100.0	88	14375	No
155	GOM_NL__2PRFIN20041129_074417_000000522032_00293_14375_6474.N1	29-NOV-2004 07:44:17	Dark	52.000	34	Gam2Vel	1.7930	23000.	104	14375	No
156	GOM_NL__2PRFIN20041129_074747_000000582032_00293_14375_6475.N1	29-NOV-2004 07:47:47	Dark	58.000	2	Alp Car	-0.73600	7000.0	116	14375	No
157	GOM_NL__2PRFIN20041129_074931_000000672032_00293_14375_6476.N1	29-NOV-2004 07:49:31	Dark	67.000	117	Pi Pup	2.7060	3800.0	134	14375	No
158	GOM_NL__2PRFIN20041129_075320_000000752032_00293_14375_6477.N1	29-NOV-2004 07:53:20	Dark	74.500	23	21Eps CMa	1.5020	26000.	149	14375	No
159	GOM_NL__2PRFIN20041129_075531_000000792032_00293_14375_6478.N1	29-NOV-2004 07:55:31	Straylight	79.000	179	24Omi2CMa	3.0320	24000.	158	14375	No
160	GOM_NL__2PRFIN20041129_075958_000001142032_00293_14375_6479.N1	29-NOV-2004 07:59:58	Straylight	114.00	1	9Alp CMa	-1.4400	11000.	228	14375	No

161	GOM_NL__2PRFIN20041129_080343_000000702032_00293_14375_6480.N1	29-NOV-2004 08:03:43	Straylight	70.000	7	19Bet Ori	0.10000	14000.	140	14375	No
162	GOM_NL__2PRFIN20041129_080652_000000692032_00293_14375_6481.N1	29-NOV-2004 08:06:52	Tw_i_and_stray	68.500	30	46Eps Ori	1.6940	30000.	137	14375	No
163	GOM_NL__2PRFIN20041129_080937_000000662032_00293_14375_6482.N1	29-NOV-2004 08:09:37	Tw_i_and_stray	65.500	27	24Gam Ori	1.6360	26000.	131	14375	No
164	GOM_NL__2PRFIN20041129_081149_000000572032_00293_14375_6483.N1	29-NOV-2004 08:11:49	Bright	57.000	13	87Alp Tau	0.86700	3800.0	114	14375	No
165	GOM_NL__2PRFIN20041129_081322_000000412032_00293_14375_6484.N1	29-NOV-2004 08:13:22	Bright	40.500	146	25Eta Tau	2.8730	15200.	81	14375	No
166	GOM_NL__2PRFIN20041129_081545_000000422032_00293_14375_6485.N1	29-NOV-2004 08:15:45	Bright	41.500	150	44Zet Per	2.8900	28000.	83	14375	No
167	GOM_NL__2PRFIN20041129_081756_000000392032_00293_14375_6486.N1	29-NOV-2004 08:17:56	Bright	38.500	79	26Bet Per	2.3100	13100.	77	14375	No
168	GOM_NL__2PRFIN20041129_082012_000000382032_00293_14375_6487.N1	29-NOV-2004 08:20:12	Bright	37.500	175	39Del Per	3.0100	19400.	75	14375	No
169	GOM_NL__2PRFIN20041129_082129_000000392032_00293_14375_6488.N1	29-NOV-2004 08:21:29	Bright	38.500	160	23Gam Per	2.9300	4700.0	77	14375	No
170	GOM_NL__2PRFIN20041129_082344_000000402032_00293_14375_6489.N1	29-NOV-2004 08:23:44	Bright	39.500	110	37Del Cas	2.6780	8900.0	79	14375	No
171	GOM_NL__2PRFIN20041129_083131_000000372032_00293_14375_6490.N1	29-NOV-2004 08:31:31	Bright	37.000	49	1Alp UMi	1.9900	6300.0	74	14375	No
172	GOM_NL__2PRFIN20041129_083610_000000432032_00293_14375_6491.N1	29-NOV-2004 08:36:10	Bright	43.000	60	7Bet UMi	2.0810	3950.0	86	14375	No
173	GOM_NL__2PRFIN20041129_083818_000000472032_00293_14375_6492.N1	29-NOV-2004 08:38:18	Bright	46.500	36	50Alp UMa	1.8000	6300.0	93	14375	No
174	GOM_NL__2PRFIN20041129_083955_000000482032_00293_14375_6493.N1	29-NOV-2004 08:39:55	Bright	48.000	82	48Bet UMa	2.3650	10600.	96	14375	No
175	GOM_NL__2PRFIN20041129_084150_000000412032_00293_14375_6494.N1	29-NOV-2004 08:41:50	Bright	40.500	55	79Zet UMa	2.0600	10200.	81	14375	No
176	GOM_NL__2PRFIN20041129_084329_000000382032_00293_14375_6495.N1	29-NOV-2004 08:43:29	Bright	38.000	39	85Eta UMa	1.8540	24000.	76	14375	No
177	GOM_NL__2PRFIN20041129_084921_000000352032_00293_14375_6496.N1	29-NOV-2004 08:49:21	Bright	35.000	83		2.3780	11000.	70	14375	No
178	GOM_NL__2PRFIN20041129_085152_000000362032_00293_14375_6497.N1	29-NOV-2004 08:51:52	Bright	35.500	3	16Alp Boo	-0.050000	4250.0	71	14375	No
179	GOM_NL__2PRFIN20041129_085518_000000672032_00293_14375_6498.N1	29-NOV-2004 08:55:18	Bright	67.000	96	68Del Leo	2.5600	9300.0	134	14375	No
180	GOM_NL__2PRFIN20041129_090027_000002312032_00293_14375_6499.N1	29-NOV-2004 09:00:27	Straylight	231.00	51	41Gam1Leo	2.0100	4500.0	462	14375	No
181	GOM_NL__2PRFIN20041129_090650_000000522032_00293_14375_6500.N1	29-NOV-2004 09:06:50	Dark	51.500	171	2Eps Crv	3.0010	4250.0	103	14375	No
182	GOM_NL__2PRFIN20041129_091210_000000422032_00293_14375_6501.N1	29-NOV-2004 09:12:10	Dark	41.500	77	Eps Cen	2.3030	28000.	83	14375	No
183	GOM_NL__2PRFIN20041129_091350_000000502032_00293_14375_6502.N1	29-NOV-2004 09:13:50	Dark	49.500	10	Bet Cen	0.61000	28000.	99	14375	No
184	GOM_NL__2PRFIN20041129_091542_000000412032_00294_14376_6472.N1	29-NOV-2004 09:15:42	Dark	41.000	12	Alp1Cru	0.77500	30000.	82	14376	No
185	GOM_NL__2PRFIN20041129_092300_000000532032_00294_14376_6473.N1	29-NOV-2004 09:23:00	Dark	52.500	41	Eps Car	1.8600	4100.0	105	14376	No
186	GOM_NL__2PRFIN20041129_092453_000000512032_00294_14376_6474.N1	29-NOV-2004 09:24:53	Dark	51.000	34	Gam2Vel	1.7930	23000.	102	14376	No
187	GOM_NL__2PRFIN20041129_092823_000000512032_00294_14376_6475.N1	29-NOV-2004 09:28:23	Dark	50.500	2	Alp Car	-0.73600	7000.0	101	14376	No
188	GOM_NL__2PRFIN20041129_093006_000000692032_00294_14376_6476.N1	29-NOV-2004 09:30:06	Dark	69.000	117	Pi Pup	2.7060	3800.0	138	14376	No
189	GOM_NL__2PRFIN20041129_093357_000000772032_00294_14376_6477.N1	29-NOV-2004 09:33:57	Dark	77.000	23	21Eps CMa	1.5020	26000.	154	14376	No
190	GOM_NL__2PRFIN20041129_093609_000000752032_00294_14376_6478.N1	29-NOV-2004 09:36:09	Straylight	74.500	179	24Omi2CMa	3.0320	24000.	149	14376	No
191	GOM_NL__2PRFIN20041129_094034_000001042032_00294_14376_6479.N1	29-NOV-2004 09:40:34	Straylight	103.50	1	9Alp CMa	-1.4400	11000.	207	14376	No
192	GOM_NL__2PRFIN20041129_094419_000000672032_00294_14376_6480.N1	29-NOV-2004 09:44:19	Straylight	66.500	7	19Bet Ori	0.10000	14000.	133	14376	No
193	GOM_NL__2PRFIN20041129_094728_000000692032_00294_14376_6481.N1	29-NOV-2004 09:47:28	Tw_i_and_stray	68.500	30	46Eps Ori	1.6940	30000.	137	14376	No
194	GOM_NL__2PRFIN20041129_095013_000000662032_00294_14376_6482.N1	29-NOV-2004 09:50:13	Tw_i_and_stray	65.500	27	24Gam Ori	1.6360	26000.	131	14376	No
195	GOM_NL__2PRFIN20041129_095225_000000642032_00294_14376_6483.N1	29-NOV-2004 09:52:25	Bright	64.000	13	87Alp Tau	0.86700	3800.0	128	14376	No
196	GOM_NL__2PRFIN20041129_095358_000000402032_00294_14376_6484.N1	29-NOV-2004 09:53:58	Bright	40.000	146	25Eta Tau	2.8730	15200.	80	14376	No
197	GOM_NL__2PRFIN20041129_095621_000000412032_00294_14376_6485.N1	29-NOV-2004 09:56:21	Bright	40.500	150	44Zet Per	2.8900	28000.	81	14376	No
198	GOM_NL__2PRFIN20041129_095832_000000392032_00294_14376_6486.N1	29-NOV-2004 09:58:32	Bright	38.500	79	26Bet Per	2.3100	13100.	77	14376	No
199	GOM_NL__2PRFIN20041129_100048_000000382032_00294_14376_6487.N1	29-NOV-2004 10:00:48	Bright	38.000	175	39Del Per	3.0100	19400.	76	14376	No
200	GOM_NL__2PRFIN20041129_100206_000000372032_00294_14376_6488.N1	29-NOV-2004 10:02:06	Bright	37.000	160	23Gam Per	2.9300	4700.0	74	14376	No
201	GOM_NL__2PRFIN20041129_100421_000000382032_00294_14376_6489.N1	29-NOV-2004 10:04:21	Bright	37.500	110	37Del Cas	2.6780	8900.0	75	14376	No
202	GOM_NL__2PRFIN20041129_101207_000000382032_00294_14376_6490.N1	29-NOV-2004 10:12:07	Bright	37.500	49	1Alp UMi	1.9900	6300.0	75	14376	No
203	GOM_NL__2PRFIN20041129_101646_000000392032_00294_14376_6491.N1	29-NOV-2004 10:16:46	Bright	38.500	60	7Bet UMi	2.0810	3950.0	77	14376	No
204	GOM_NL__2PRFIN20041129_101854_000000472032_00294_14376_6492.N1	29-NOV-2004 10:18:54	Bright	46.500	36	50Alp UMa	1.8000	6300.0	93	14376	No
205	GOM_NL__2PRFIN20041129_102030_000000462032_00294_14376_6493.N1	29-NOV-2004 10:20:30	Bright	45.500	82	48Bet UMa	2.3650	10600.	91	14376	No
206	GOM_NL__2PRFIN20041129_102225_000000372032_00294_14376_6494.N1	29-NOV-2004 10:22:25	Bright	37.000	55	79Zet UMa	2.0600	10200.	74	14376	No
207	GOM_NL__2PRFIN20041129_102404_000000382032_00294_14376_6495.N1	29-NOV-2004 10:24:04	Bright	37.500	39	85Eta UMa	1.8540	24000.	75	14376	No
208	GOM_NL__2PRFIN20041129_102655_000000372032_00294_14376_6496.N1	29-NOV-2004 10:26:55	Bright	37.000	180	27Gam Boo	3.0400	8000.0	74	14376	No
209	GOM_NL__2PRFIN20041129_102957_000000362032_00294_14376_6497.N1	29-NOV-2004 10:29:57	Bright	35.500	83		2.3780	11000.	71	14376	No
210	GOM_NL__2PRFIN20041129_103228_000000362032_00294_14376_6498.N1	29-NOV-2004 10:32:28	Bright	36.000	3	16Alp Boo	-0.050000	4250.0	72	14376	No
211	GOM_NL__2PRFIN20041129_103554_000000712032_00294_14376_6499.N1	29-NOV-2004 10:35:54	Bright	70.500	96	68Del Leo	2.5600	9300.0	141	14376	No
212	GOM_NL__2PRFIN20041129_104105_000002272032_00294_14376_6500.N1	29-NOV-2004 10:41:05	Straylight	227.00	51	41Gam1Leo	2.0100	4500.0	454	14376	No
213	GOM_NL__2PRFIN20041129_104726_000000512032_00294_14376_6501.N1	29-NOV-2004 10:47:26	Dark	51.000	171	2Eps Crv	3.0010	4250.0	102	14376	No
214	GOM_NL__2PRFIN20041129_105246_000000382032_00294_14376_6502.N1	29-NOV-2004 10:52:46	Dark	38.000	77	Eps Cen	2.3030	28000.	76	14376	No
215	GOM_NL__2PRFIN20041129_105426_000000452032_00294_14376_6503.N1	29-NOV-2004 10:54:26	Dark	45.000	10	Bet Cen	0.61000	28000.	90	14376	No
216	GOM_NL__2PRFIN20041129_105618_000000412032_00295_14377_6472.N1	29-NOV-2004 10:56:18	Dark	40.500	12	Alp1Cru	0.77500	30000.	81	14377	No
217	GOM_NL__2PRFIN20041129_110336_000000462032_00295_14377_6473.N1	29-NOV-2004 11:03:36	Dark	46.000	41	Eps Car	1.8600	4100.0	92	14377	No
218	GOM_NL__2PRFIN20041129_110531_000000502032_00295_14377_6474.N1	29-NOV-2004 11:05:31	Dark	50.000	34	Gam2Vel	1.7930	23000.	100	14377	No
219	GOM_NL__2PRFIN20041129_110859_000000572032_00295_14377_6475.N1	29-NOV-2004 11:08:59	Dark	57.000	2	Alp Car	-0.73600	7000.0	114	14377	No

220	GOM_NL__2PRFIN20041129_111043_000000662032_00295_14377_6476.N1	29-NOV-2004 11:10:43	Dark	65.500	117	Pi Pup	2.7060	3800.0	131	14377	No
221	GOM_NL__2PRFIN20041129_111435_000000742032_00295_14377_6477.N1	29-NOV-2004 11:14:35	Dark	74.000	23	21Eps CMa	1.5020	26000.	148	14377	No
222	GOM_NL__2PRFIN20041129_111646_000000762032_00295_14377_6478.N1	29-NOV-2004 11:16:46	Straylight	76.000	179	24Omi2CMa	3.0320	24000.	152	14377	No
223	GOM_NL__2PRFIN20041129_112110_000000972032_00295_14377_6479.N1	29-NOV-2004 11:21:10	Straylight	96.500	1	9Alp CMa	-1.4400	11000.	193	14377	No
224	GOM_NL__2PRFIN20041129_112453_000000652032_00295_14377_6480.N1	29-NOV-2004 11:24:53	Straylight	65.000	7	19Bet Ori	0.10000	14000.	130	14377	No
225	GOM_NL__2PRFIN20041129_112804_000000642032_00295_14377_6481.N1	29-NOV-2004 11:28:04	Tw_i_and_stray	64.000	30	46Eps Ori	1.6940	30000.	128	14377	No
226	GOM_NL__2PRFIN20041129_113048_000000652032_00295_14377_6482.N1	29-NOV-2004 11:30:48	Tw_i_and_stray	65.000	27	24Gam Ori	1.6360	26000.	130	14377	No
227	GOM_NL__2PRFIN20041129_113301_000000582032_00295_14377_6483.N1	29-NOV-2004 11:33:01	Bright	57.500	13	87Alp Tau	0.86700	3800.0	115	14377	No
228	GOM_NL__2PRFIN20041129_113433_000000412032_00295_14377_6484.N1	29-NOV-2004 11:34:33	Bright	41.000	146	25Eta Tau	2.8730	15200.	82	14377	No
229	GOM_NL__2PRFIN20041129_113656_000000422032_00295_14377_6485.N1	29-NOV-2004 11:36:56	Bright	42.000	150	44Zet Per	2.8900	28000.	84	14377	No
230	GOM_NL__2PRFIN20041129_113908_000000392032_00295_14377_6486.N1	29-NOV-2004 11:39:08	Bright	38.500	79	26Bet Per	2.3100	13100.	77	14377	No
231	GOM_NL__2PRFIN20041129_114124_000000372032_00295_14377_6487.N1	29-NOV-2004 11:41:24	Bright	37.000	175	39Del Per	3.0100	19400.	74	14377	No
232	GOM_NL__2PRFIN20041129_114241_000000392032_00295_14377_6488.N1	29-NOV-2004 11:42:41	Bright	38.500	160	23Gam Per	2.9300	4700.0	77	14377	No
233	GOM_NL__2PRFIN20041129_114456_000000382032_00295_14377_6489.N1	29-NOV-2004 11:44:56	Bright	37.500	110	37Del Cas	2.6780	8900.0	75	14377	No
234	GOM_NL__2PRFIN20041129_115243_000000382032_00295_14377_6490.N1	29-NOV-2004 11:52:43	Bright	37.500	49	1Alp UMi	1.9900	6300.0	75	14377	No
235	GOM_NL__2PRFIN20041129_115722_000000392032_00295_14377_6491.N1	29-NOV-2004 11:57:22	Bright	39.000	60	7Bet UMi	2.0810	3950.0	78	14377	No
236	GOM_NL__2PRFIN20041129_115929_000000442032_00295_14377_6492.N1	29-NOV-2004 11:59:29	Bright	44.000	36	50Alp UMa	1.8000	6300.0	88	14377	No
237	GOM_NL__2PRFIN20041129_120106_000000472032_00295_14377_6493.N1	29-NOV-2004 12:01:06	Bright	47.000	82	48Bet UMa	2.3650	10600.	94	14377	No
238	GOM_NL__2PRFIN20041129_120302_000000382032_00295_14377_6494.N1	29-NOV-2004 12:03:02	Bright	38.000	55	79Zet UMa	2.0600	10200.	76	14377	No
239	GOM_NL__2PRFIN20041129_120440_000000372032_00295_14377_6495.N1	29-NOV-2004 12:04:40	Bright	36.500	39	85Eta UMa	1.8540	24000.	73	14377	No
240	GOM_NL__2PRFIN20041129_120732_000000362032_00295_14377_6496.N1	29-NOV-2004 12:07:32	Bright	35.500	180	27Gam Boo	3.0400	8000.0	71	14377	No
241	GOM_NL__2PRFIN20041129_121032_000000382032_00295_14377_6497.N1	29-NOV-2004 12:10:32	Bright	38.000	83		2.3780	11000.	76	14377	No
242	GOM_NL__2PRFIN20041129_121304_000000352032_00295_14377_6498.N1	29-NOV-2004 12:13:04	Bright	35.000	3	16Alp Boo	-0.050000	4250.0	70	14377	No
243	GOM_NL__2PRFIN20041129_121631_000000712032_00295_14377_6499.N1	29-NOV-2004 12:16:31	Bright	71.000	96	68Del Leo	2.5600	9300.0	142	14377	No
244	GOM_NL__2PRFIN20041129_122145_0000002482032_00295_14377_6500.N1	29-NOV-2004 12:21:45	Straylight	248.00	51	41Gam1Leo	2.0100	4500.0	496	14377	No
245	GOM_NL__2PRFIN20041129_122802_000000532032_00295_14377_6501.N1	29-NOV-2004 12:28:02	Dark	52.500	171	2Eps Crv	3.0010	4250.0	105	14377	No
246	GOM_NL__2PRFIN20041129_123322_000000392032_00295_14377_6502.N1	29-NOV-2004 12:33:22	Dark	38.500	77	Eps Cen	2.3030	28000.	77	14377	No
247	GOM_NL__2PRFIN20041129_123502_000000442032_00295_14377_6503.N1	29-NOV-2004 12:35:02	Dark	43.500	10	Bet Cen	0.61000	28000.	87	14377	No
248	GOM_NL__2PRFIN20041129_123654_000000512032_00296_14378_6472.N1	29-NOV-2004 12:36:54	Dark	51.000	12	Alp1Cru	0.77500	30000.	102	14378	No
249	GOM_NL__2PRFIN20041129_124412_000000442032_00296_14378_6473.N1	29-NOV-2004 12:44:12	Dark	44.000	41	Eps Car	1.8600	4100.0	88	14378	No
250	GOM_NL__2PRFIN20041129_124607_000000502032_00296_14378_6474.N1	29-NOV-2004 12:46:07	Dark	50.000	34	Gam2Vel	1.7930	23000.	100	14378	No
251	GOM_NL__2PRFIN20041129_124935_000000582032_00296_14378_6475.N1	29-NOV-2004 12:49:35	Dark	58.000	2	Alp Car	-0.73600	7000.0	116	14378	No
252	GOM_NL__2PRFIN20041129_125119_000000702032_00296_14378_6476.N1	29-NOV-2004 12:51:19	Dark	70.000	117	Pi Pup	2.7060	3800.0	140	14378	No
253	GOM_NL__2PRFIN20041129_125510_000000722032_00296_14378_6477.N1	29-NOV-2004 12:55:10	Dark	71.500	23	21Eps CMa	1.5020	26000.	143	14378	No
254	GOM_NL__2PRFIN20041129_125723_000000782032_00296_14378_6478.N1	29-NOV-2004 12:57:23	Straylight	77.500	179	24Omi2CMa	3.0320	24000.	155	14378	No
255	GOM_NL__2PRFIN20041129_130146_000001042032_00296_14378_6479.N1	29-NOV-2004 13:01:46	Straylight	104.00	1	9Alp CMa	-1.4400	11000.	208	14378	No
256	GOM_NL__2PRFIN20041129_130531_000000702032_00296_14378_6480.N1	29-NOV-2004 13:05:31	Straylight	70.000	7	19Bet Ori	0.10000	14000.	140	14378	No
257	GOM_NL__2PRFIN20041129_130839_000000692032_00296_14378_6481.N1	29-NOV-2004 13:08:39	Tw_i_and_stray	68.500	30	46Eps Ori	1.6940	30000.	137	14378	No
258	GOM_NL__2PRFIN20041129_131123_000000642032_00296_14378_6482.N1	29-NOV-2004 13:11:23	Tw_i_and_stray	63.500	27	24Gam Ori	1.6360	26000.	127	14378	No
259	GOM_NL__2PRFIN20041129_131336_000000532032_00296_14378_6483.N1	29-NOV-2004 13:13:36	Bright	53.000	13	87Alp Tau	0.86700	3800.0	106	14378	No
260	GOM_NL__2PRFIN20041129_131509_000000402032_00296_14378_6484.N1	29-NOV-2004 13:15:09	Bright	40.000	146	25Eta Tau	2.8730	15200.	80	14378	No
261	GOM_NL__2PRFIN20041129_131732_000000402032_00296_14378_6485.N1	29-NOV-2004 13:17:32	Bright	40.000	150	44Zet Per	2.8900	28000.	80	14378	No
262	GOM_NL__2PRFIN20041129_131944_000000382032_00296_14378_6486.N1	29-NOV-2004 13:19:44	Bright	38.000	79	26Bet Per	2.3100	13100.	76	14378	No
263	GOM_NL__2PRFIN20041129_132200_000000382032_00296_14378_6487.N1	29-NOV-2004 13:22:00	Bright	37.500	175	39Del Per	3.0100	19400.	75	14378	No
264	GOM_NL__2PRFIN20041129_132317_000000392032_00296_14378_6488.N1	29-NOV-2004 13:23:17	Bright	38.500	160	23Gam Per	2.9300	4700.0	77	14378	No
265	GOM_NL__2PRFIN20041129_132533_000000382032_00296_14378_6489.N1	29-NOV-2004 13:25:33	Bright	37.500	110	37Del Cas	2.6780	8900.0	75	14378	No
266	GOM_NL__2PRFIN20041129_133318_000000392032_00296_14378_6490.N1	29-NOV-2004 13:33:18	Bright	38.500	49	1Alp UMi	1.9900	6300.0	77	14378	No
267	GOM_NL__2PRFIN20041129_133758_000000372032_00296_14378_6491.N1	29-NOV-2004 13:37:58	Bright	37.000	60	7Bet UMi	2.0810	3950.0	74	14378	No
268	GOM_NL__2PRFIN20041129_134005_000000452032_00296_14378_6492.N1	29-NOV-2004 13:40:05	Bright	45.000	36	50Alp UMa	1.8000	6300.0	90	14378	No
269	GOM_NL__2PRFIN20041129_134141_000000482032_00296_14378_6493.N1	29-NOV-2004 13:41:41	Bright	48.000	82	48Bet UMa	2.3650	10600.	96	14378	No
270	GOM_NL__2PRFIN20041129_134337_000000412032_00296_14378_6494.N1	29-NOV-2004 13:43:37	Bright	40.500	55	79Zet UMa	2.0600	10200.	81	14378	No
271	GOM_NL__2PRFIN20041129_134516_000000372032_00296_14378_6495.N1	29-NOV-2004 13:45:16	Bright	36.500	39	85Eta UMa	1.8540	24000.	73	14378	No
272	GOM_NL__2PRFIN20041129_134807_000000362032_00296_14378_6496.N1	29-NOV-2004 13:48:07	Bright	36.000	180	27Gam Boo	3.0400	8000.0	72	14378	No
273	GOM_NL__2PRFIN20041129_135108_000000362032_00296_14378_6497.N1	29-NOV-2004 13:51:08	Bright	36.000	83		2.3780	11000.	72	14378	No
274	GOM_NL__2PRFIN20041129_135340_000000372032_00296_14378_6498.N1	29-NOV-2004 13:53:40	Bright	36.500	3	16Alp Boo	-0.050000	4250.0	73	14378	No
275	GOM_NL__2PRFIN20041129_135708_000000702032_00296_14378_6499.N1	29-NOV-2004 13:57:08	Bright	70.000	96	68Del Leo	2.5600	9300.0	140	14378	No
276	GOM_NL__2PRFIN20041129_140223_000002552032_00296_14378_6500.N1	29-NOV-2004 14:02:23	Straylight	255.00	51	41Gam1Leo	2.0100	4500.0	510	14378	No
277	GOM_NL__2PRFIN20041129_140839_000000482032_00296_14378_6501.N1	29-NOV-2004 14:08:39	Dark	48.000	171	2Eps Crv	3.0010	4250.0	96	14378	No
278	GOM_NL__2PRFIN20041129_141358_000000392032_00296_14378_6502.N1	29-NOV-2004 14:13:58	Dark	39.000	77	Eps Cen	2.3030	28000.	78	14378	No

279	GOM_NL__2PRFIN20041129_141538_000000462032_00296_14378_6503.N1	29-NOV-2004 14:15:38	Dark	45.500	10	Bet Cen	0.61000	28000.	91	14378	No
280	GOM_NL__2PRFIN20041129_141731_000000422032_00297_14379_6596.N1	29-NOV-2004 14:17:31	Dark	41.500	12	Alp1Cru	0.77500	30000.	83	14379	No
281	GOM_NL__2PRFIN20041129_160048_000000412032_00298_14380_6596.N1	29-NOV-2004 16:00:48	Dark	40.500	124	The Car	2.7640	30000.	81	14380	No
282	GOM_NL__2PRFIN20041129_160525_000000492032_00298_14380_6597.N1	29-NOV-2004 16:05:25	Dark	48.500	41	Eps Car	1.8600	4100.0	97	14380	No
283	GOM_NL__2PRFIN20041129_160721_000000542032_00298_14380_6598.N1	29-NOV-2004 16:07:21	Dark	53.500	34	Gam2Vel	1.7930	23000.	107	14380	No
284	GOM_NL__2PRFIN20041129_161048_000000582032_00298_14380_6599.N1	29-NOV-2004 16:10:48	Dark	58.000	2	Alp Car	-0.73600	7000.0	116	14380	No
285	GOM_NL__2PRFIN20041129_161233_000000662032_00298_14380_6600.N1	29-NOV-2004 16:12:33	Dark	66.000	117	Pi Pup	2.7060	3800.0	132	14380	No
286	GOM_NL__2PRFIN20041129_161623_000000802032_00298_14380_6601.N1	29-NOV-2004 16:16:23	Dark	80.000	23	21Eps CMa	1.5020	26000.	160	14380	No
287	GOM_NL__2PRFIN20041129_161837_000000812032_00298_14380_6602.N1	29-NOV-2004 16:18:37	Straylight	81.000	179	24Omi2CMa	3.0320	24000.	162	14380	No
288	GOM_NL__2PRFIN20041129_162258_000001122032_00298_14380_6603.N1	29-NOV-2004 16:22:58	Straylight	112.00	1	9Alp CMa	-1.4400	11000.	224	14380	No
289	GOM_NL__2PRFIN20041129_162643_000000622032_00298_14380_6604.N1	29-NOV-2004 16:26:43	Straylight	62.000	7	19Bet Ori	0.10000	14000.	124	14380	No
290	GOM_NL__2PRFIN20041129_162950_000000642032_00298_14380_6605.N1	29-NOV-2004 16:29:50	Tw_i_and_stray	63.500	30	46Eps Ori	1.6940	30000.	127	14380	No
291	GOM_NL__2PRFIN20041129_163235_000000642032_00298_14380_6606.N1	29-NOV-2004 16:32:35	Tw_i_and_stray	63.500	27	24Gam Ori	1.6360	26000.	127	14380	No
292	GOM_NL__2PRFIN20041129_163448_000000512032_00298_14380_6607.N1	29-NOV-2004 16:34:48	Bright	50.500	13	87Alp Tau	0.86700	3800.0	101	14380	No
293	GOM_NL__2PRFIN20041129_163620_000000412032_00298_14380_6608.N1	29-NOV-2004 16:36:20	Bright	40.500	146	25Eta Tau	2.8730	15200.	81	14380	No
294	GOM_NL__2PRFIN20041129_163844_000000412032_00298_14380_6609.N1	29-NOV-2004 16:38:44	Bright	41.000	150	44Zet Per	2.8900	28000.	82	14380	No
295	GOM_NL__2PRFIN20041129_164055_000000392032_00298_14380_6610.N1	29-NOV-2004 16:40:55	Bright	38.500	79	26Bet Per	2.3100	13100.	77	14380	No
296	GOM_NL__2PRFIN20041129_164310_000000372032_00298_14380_6611.N1	29-NOV-2004 16:43:10	Bright	37.000	175	39Del Per	3.0100	19400.	74	14380	No
297	GOM_NL__2PRFIN20041129_164428_000000382032_00298_14380_6612.N1	29-NOV-2004 16:44:28	Bright	38.000	160	23Gam Per	2.9300	4700.0	76	14380	No
298	GOM_NL__2PRFIN20041129_164644_000000372032_00298_14380_6613.N1	29-NOV-2004 16:46:44	Bright	37.000	110	37Del Cas	2.6780	8900.0	74	14380	No
299	GOM_NL__2PRFIN20041129_165429_000000402032_00298_14380_6614.N1	29-NOV-2004 16:54:29	Bright	39.500	49	1Alp UMi	1.9900	6300.0	79	14380	No
300	GOM_NL__2PRFIN20041129_165908_000000422032_00298_14380_6615.N1	29-NOV-2004 16:59:08	Bright	42.000	60	7Bet UMi	2.0810	3950.0	84	14380	No
301	GOM_NL__2PRFIN20041129_170116_000000462032_00298_14380_6616.N1	29-NOV-2004 17:01:16	Bright	45.500	36	50Alp UMa	1.8000	6300.0	91	14380	No
302	GOM_NL__2PRFIN20041129_170252_000000472032_00298_14380_6617.N1	29-NOV-2004 17:02:52	Bright	47.000	82	48Bet UMa	2.3650	10600.	94	14380	No
303	GOM_NL__2PRFIN20041129_170423_000000432032_00298_14380_6618.N1	29-NOV-2004 17:04:23	Bright	42.500	32	77Eps UMa	1.7630	11000.	85	14380	No
304	GOM_NL__2PRFIN20041129_170628_000000392032_00298_14380_6619.N1	29-NOV-2004 17:06:28	Bright	39.000	39	85Eta UMa	1.8540	24000.	78	14380	No
305	GOM_NL__2PRFIN20041129_170920_000000372032_00298_14380_6620.N1	29-NOV-2004 17:09:20	Bright	37.000	180	27Gam Boo	3.0400	8000.0	74	14380	No
306	GOM_NL__2PRFIN20041129_171221_000000352032_00298_14380_6621.N1	29-NOV-2004 17:12:21	Bright	35.000	83		2.3780	11000.	70	14380	No
307	GOM_NL__2PRFIN20041129_171452_000000372032_00298_14380_6622.N1	29-NOV-2004 17:14:52	Bright	36.500	3	16Alp Boo	-0.050000	4250.0	73	14380	No
308	GOM_NL__2PRFIN20041129_171821_000000722032_00298_14380_6623.N1	29-NOV-2004 17:18:21	Bright	72.000	96	68Del Leo	2.5600	9300.0	144	14380	No
309	GOM_NL__2PRFIN20041129_172342_000002552032_00298_14380_6624.N1	29-NOV-2004 17:23:42	Straylight	255.00	51	41Gam1Leo	2.0100	4500.0	510	14380	No
310	GOM_NL__2PRFIN20041129_172902_000000492032_00298_14380_6625.N1	29-NOV-2004 17:29:02	Twilight	48.500	106	9Bet Crv	2.6480	5600.0	97	14380	No
311	GOM_NL__2PRFIN20041129_173106_000000412032_00298_14380_6626.N1	29-NOV-2004 17:31:06	Dark	41.000	123	lot Cen	2.7500	10200.	82	14380	No
312	GOM_NL__2PRFIN20041129_173510_000000422032_00298_14380_6627.N1	29-NOV-2004 17:35:10	Dark	42.000	77	Eps Cen	2.3030	28000.	84	14380	No
313	GOM_NL__2PRFIN20041129_173650_000000452032_00298_14380_6628.N1	29-NOV-2004 17:36:50	Dark	44.500	10	Bet Cen	0.61000	28000.	89	14380	No
314	GOM_NL__2PRFIN20041129_173843_000000522032_00299_14381_6596.N1	29-NOV-2004 17:38:43	Dark	52.000	12	Alp1Cru	0.77500	30000.	104	14381	No
315	GOM_NL__2PRFIN20041129_174124_000000402032_00299_14381_6597.N1	29-NOV-2004 17:41:24	Dark	40.000	124	The Car	2.7640	30000.	80	14381	No
316	GOM_NL__2PRFIN20041129_174602_000000462032_00299_14381_6598.N1	29-NOV-2004 17:46:02	Dark	46.000	41	Eps Car	1.8600	4100.0	92	14381	No
317	GOM_NL__2PRFIN20041129_174758_000000512032_00299_14381_6599.N1	29-NOV-2004 17:47:58	Dark	51.000	34	Gam2Vel	1.7930	23000.	102	14381	No
318	GOM_NL__2PRFIN20041129_175125_000000582032_00299_14381_6600.N1	29-NOV-2004 17:51:25	Dark	58.000	2	Alp Car	-0.73600	7000.0	116	14381	No
319	GOM_NL__2PRFIN20041129_175312_000000682032_00299_14381_6601.N1	29-NOV-2004 17:53:12	Dark	68.000	117	Pi Pup	2.7060	3800.0	136	14381	No
320	GOM_NL__2PRFIN20041129_175700_000000722032_00299_14381_6602.N1	29-NOV-2004 17:57:00	Dark	72.000	23	21Eps CMa	1.5020	26000.	144	14381	No
321	GOM_NL__2PRFIN20041129_175913_000000762032_00299_14381_6603.N1	29-NOV-2004 17:59:13	Straylight	76.000	179	24Omi2CMa	3.0320	24000.	152	14381	No
322	GOM_NL__2PRFIN20041129_180334_000000962032_00299_14381_6604.N1	29-NOV-2004 18:03:34	Straylight	96.000	1	9Alp CMa	-1.4400	11000.	192	14381	No
323	GOM_NL__2PRFIN20041129_180717_000000652032_00299_14381_6605.N1	29-NOV-2004 18:07:17	Straylight	65.000	7	19Bet Ori	0.10000	14000.	130	14381	No
324	GOM_NL__2PRFIN20041129_181025_000000662032_00299_14381_6606.N1	29-NOV-2004 18:10:25	Tw_i_and_stray	66.000	30	46Eps Ori	1.6940	30000.	132	14381	No
325	GOM_NL__2PRFIN20041129_181309_000000702032_00299_14381_6607.N1	29-NOV-2004 18:13:09	Tw_i_and_stray	69.500	27	24Gam Ori	1.6360	26000.	139	14381	No
326	GOM_NL__2PRFIN20041129_181523_000000552032_00299_14381_6608.N1	29-NOV-2004 18:15:23	Bright	54.500	13	87Alp Tau	0.86700	3800.0	109	14381	No
327	GOM_NL__2PRFIN20041129_181657_000000402032_00299_14381_6609.N1	29-NOV-2004 18:16:57	Bright	40.000	146	25Eta Tau	2.8730	15200.	80	14381	No
328	GOM_NL__2PRFIN20041129_181920_000000402032_00299_14381_6610.N1	29-NOV-2004 18:19:20	Bright	39.500	150	44Zet Per	2.8900	28000.	79	14381	No
329	GOM_NL__2PRFIN20041129_182132_000000382032_00299_14381_6611.N1	29-NOV-2004 18:21:32	Bright	38.000	79	26Bet Per	2.3100	13100.	76	14381	No
330	GOM_NL__2PRFIN20041129_182346_000000382032_00299_14381_6612.N1	29-NOV-2004 18:23:46	Bright	38.000	175	39Del Per	3.0100	19400.	76	14381	No
331	GOM_NL__2PRFIN20041129_182504_000000382032_00299_14381_6613.N1	29-NOV-2004 18:25:04	Bright	37.500	160	23Gam Per	2.9300	4700.0	75	14381	No
332	GOM_NL__2PRFIN20041129_182721_000000362032_00299_14381_6614.N1	29-NOV-2004 18:27:21	Bright	36.000	110	37Del Cas	2.6780	8900.0	72	14381	No
333	GOM_NL__2PRFIN20041129_183507_000000392032_00299_14381_6615.N1	29-NOV-2004 18:35:07	Bright	39.000	49	1Alp UMi	1.9900	6300.0	78	14381	No
334	GOM_NL__2PRFIN20041129_183946_000000352032_00299_14381_6616.N1	29-NOV-2004 18:39:46	Bright	35.000	60	7Bet UMi	2.0810	3950.0	70	14381	No
335	GOM_NL__2PRFIN20041129_184151_000000442032_00299_14381_6617.N1	29-NOV-2004 18:41:51	Bright	43.500	36	50Alp UMa	1.8000	6300.0	87	14381	No
336	GOM_NL__2PRFIN20041129_184327_000000482032_00299_14381_6618.N1	29-NOV-2004 18:43:27	Bright	47.500	82	48Bet UMa	2.3650	10600.	95	14381	No
337	GOM_NL__2PRFIN20041129_184501_000000422032_00299_14381_6619.N1	29-NOV-2004 18:45:01	Bright	41.500	32	77Eps UMa	1.7630	11000.	83	14381	No

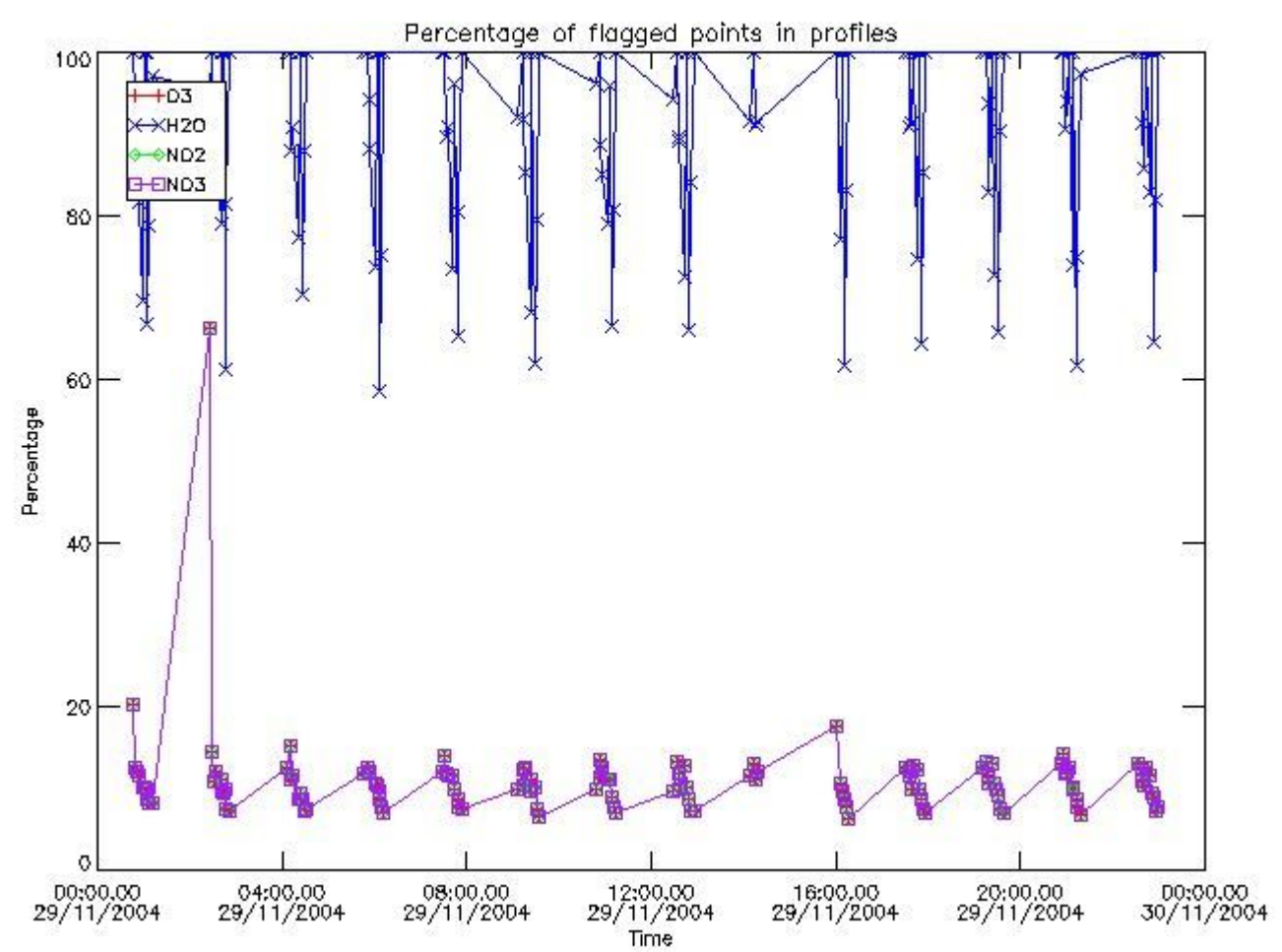
338	GOM_NL__2PRFIN20041129_184704_000000392032_00299_14381_6620.N1	29-NOV-2004 18:47:04	Bright	39.000	39	85Eta UMa	1.8540	24000.	78	14381	No
339	GOM_NL__2PRFIN20041129_184957_000000352032_00299_14381_6621.N1	29-NOV-2004 18:49:57	Bright	35.000	180	27Gam Boo	3.0400	8000.0	70	14381	No
340	GOM_NL__2PRFIN20041129_185257_000000362032_00299_14381_6622.N1	29-NOV-2004 18:52:57	Bright	35.500	83		2.3780	11000.	71	14381	No
341	GOM_NL__2PRFIN20041129_185528_000000372032_00299_14381_6623.N1	29-NOV-2004 18:55:28	Bright	36.500	3	16Alp Boo	-0.050000	4250.0	73	14381	No
342	GOM_NL__2PRFIN20041129_185858_000000702032_00299_14381_6624.N1	29-NOV-2004 18:58:58	Bright	69.500	96	68Del Leo	2.5600	9300.0	139	14381	No
343	GOM_NL__2PRFIN20041129_190421_000002552032_00299_14381_6625.N1	29-NOV-2004 19:04:21	Straylight	255.00	51	41Gam1Leo	2.0100	4500.0	510	14381	No
344	GOM_NL__2PRFIN20041129_190939_000000512032_00299_14381_6626.N1	29-NOV-2004 19:09:39	Twilight	50.500	106	9Bet Crv	2.6480	5600.0	101	14381	No
345	GOM_NL__2PRFIN20041129_191143_000000412032_00299_14381_6627.N1	29-NOV-2004 19:11:43	Dark	41.000	123	lot Cen	2.7500	10200.	82	14381	No
346	GOM_NL__2PRFIN20041129_191547_000000392032_00299_14381_6628.N1	29-NOV-2004 19:15:47	Dark	38.500	77	Eps Cen	2.3030	28000.	77	14381	No
347	GOM_NL__2PRFIN20041129_191726_000000492032_00299_14381_6629.N1	29-NOV-2004 19:17:26	Dark	48.500	10	Bet Cen	0.61000	28000.	97	14381	No
348	GOM_NL__2PRFIN20041129_191919_000000442032_00300_14382_6596.N1	29-NOV-2004 19:19:19	Dark	44.000	12	Alp1Cru	0.77500	30000.	88	14382	No
349	GOM_NL__2PRFIN20041129_192201_000000402032_00300_14382_6597.N1	29-NOV-2004 19:22:01	Dark	39.500	124	The Car	2.7640	30000.	79	14382	No
350	GOM_NL__2PRFIN20041129_192639_000000482032_00300_14382_6598.N1	29-NOV-2004 19:26:39	Dark	48.000	41	Eps Car	1.8600	4100.0	96	14382	No
351	GOM_NL__2PRFIN20041129_192835_000000522032_00300_14382_6599.N1	29-NOV-2004 19:28:35	Dark	51.500	34	Gam2Vel	1.7930	23000.	103	14382	No
352	GOM_NL__2PRFIN20041129_193202_000000562032_00300_14382_6600.N1	29-NOV-2004 19:32:02	Dark	56.000	2	Alp Car	-0.73600	7000.0	112	14382	No
353	GOM_NL__2PRFIN20041129_193349_000000682032_00300_14382_6601.N1	29-NOV-2004 19:33:49	Dark	67.500	117	Pi Pup	2.7060	3800.0	135	14382	No
354	GOM_NL__2PRFIN20041129_193739_000000732032_00300_14382_6602.N1	29-NOV-2004 19:37:39	Dark	72.500	23	21Eps CMa	1.5020	26000.	145	14382	No
355	GOM_NL__2PRFIN20041129_193949_000000772032_00300_14382_6603.N1	29-NOV-2004 19:39:49	Straylight	77.000	179	24Omi2CMa	3.0320	24000.	154	14382	No
356	GOM_NL__2PRFIN20041129_194410_000001072032_00300_14382_6604.N1	29-NOV-2004 19:44:10	Straylight	107.00	1	9Alp CMa	-1.4400	11000.	214	14382	No
357	GOM_NL__2PRFIN20041129_194753_000000652032_00300_14382_6605.N1	29-NOV-2004 19:47:53	Straylight	64.500	7	19Bet Ori	0.10000	14000.	129	14382	No
358	GOM_NL__2PRFIN20041129_195100_000000682032_00300_14382_6606.N1	29-NOV-2004 19:51:00	Tw_i_and_stray	68.000	30	46Eps Ori	1.6940	30000.	136	14382	No
359	GOM_NL__2PRFIN20041129_195343_000000642032_00300_14382_6607.N1	29-NOV-2004 19:53:43	Tw_i_and_stray	64.000	27	24Gam Ori	1.6360	26000.	128	14382	No
360	GOM_NL__2PRFIN20041129_195558_000000562032_00300_14382_6608.N1	29-NOV-2004 19:55:58	Bright	56.000	13	87Alp Tau	0.86700	3800.0	112	14382	No
361	GOM_NL__2PRFIN20041129_195733_000000392032_00300_14382_6609.N1	29-NOV-2004 19:57:33	Bright	38.500	146	25Eta Tau	2.8730	15200.	77	14382	No
362	GOM_NL__2PRFIN20041129_195956_000000402032_00300_14382_6610.N1	29-NOV-2004 19:59:56	Bright	39.500	150	44Zet Per	2.8900	28000.	79	14382	No
363	GOM_NL__2PRFIN20041129_200208_000000372032_00300_14382_6611.N1	29-NOV-2004 20:02:08	Bright	37.000	79	26Bet Per	2.3100	13100.	74	14382	No
364	GOM_NL__2PRFIN20041129_200422_000000392032_00300_14382_6612.N1	29-NOV-2004 20:04:22	Bright	38.500	175	39Del Per	3.0100	19400.	77	14382	No
365	GOM_NL__2PRFIN20041129_200540_000000382032_00300_14382_6613.N1	29-NOV-2004 20:05:40	Bright	37.500	160	23Gam Per	2.9300	4700.0	75	14382	No
366	GOM_NL__2PRFIN20041129_200757_000000402032_00300_14382_6614.N1	29-NOV-2004 20:07:57	Bright	39.500	110	37Del Cas	2.6780	8900.0	79	14382	No
367	GOM_NL__2PRFIN20041129_201543_000000382032_00300_14382_6615.N1	29-NOV-2004 20:15:43	Bright	37.500	49	1Alp UMi	1.9900	6300.0	75	14382	No
368	GOM_NL__2PRFIN20041129_202023_000000392032_00300_14382_6616.N1	29-NOV-2004 20:20:23	Bright	39.000	60	7Bet UMi	2.0810	3950.0	78	14382	No
369	GOM_NL__2PRFIN20041129_202227_000000472032_00300_14382_6617.N1	29-NOV-2004 20:22:27	Bright	47.000	36	50Alp UMa	1.8000	6300.0	94	14382	No
370	GOM_NL__2PRFIN20041129_202401_000000522032_00300_14382_6618.N1	29-NOV-2004 20:24:01	Bright	51.500	82	48Bet UMa	2.3650	10600.	103	14382	No
371	GOM_NL__2PRFIN20041129_202537_000000412032_00300_14382_6619.N1	29-NOV-2004 20:25:37	Bright	40.500	32	77Eps UMa	1.7630	11000.	81	14382	No
372	GOM_NL__2PRFIN20041129_202739_000000392032_00300_14382_6620.N1	29-NOV-2004 20:27:39	Bright	38.500	39	85Eta UMa	1.8540	24000.	77	14382	No
373	GOM_NL__2PRFIN20041129_203033_000000372032_00300_14382_6621.N1	29-NOV-2004 20:30:33	Bright	36.500	180	27Gam Boo	3.0400	8000.0	73	14382	No
374	GOM_NL__2PRFIN20041129_203334_000000362032_00300_14382_6622.N1	29-NOV-2004 20:33:34	Bright	35.500	83		2.3780	11000.	71	14382	No
375	GOM_NL__2PRFIN20041129_203604_000000372032_00300_14382_6623.N1	29-NOV-2004 20:36:04	Bright	36.500	3	16Alp Boo	-0.050000	4250.0	73	14382	No
376	GOM_NL__2PRFIN20041129_203934_000000722032_00300_14382_6624.N1	29-NOV-2004 20:39:34	Bright	71.500	96	68Del Leo	2.5600	9300.0	143	14382	No
377	GOM_NL__2PRFIN20041129_204500_000002552032_00300_14382_6625.N1	29-NOV-2004 20:45:00	Straylight	255.00	51	41Gam1Leo	2.0100	4500.0	510	14382	No
378	GOM_NL__2PRFIN20041129_205016_000000492032_00300_14382_6626.N1	29-NOV-2004 20:50:16	Twilight	48.500	106	9Bet Crv	2.6480	5600.0	97	14382	No
379	GOM_NL__2PRFIN20041129_205219_000000392032_00300_14382_6627.N1	29-NOV-2004 20:52:19	Dark	39.000	123	lot Cen	2.7500	10200.	78	14382	No
380	GOM_NL__2PRFIN20041129_205623_000000402032_00300_14382_6628.N1	29-NOV-2004 20:56:23	Dark	39.500	77	Eps Cen	2.3030	28000.	79	14382	No
381	GOM_NL__2PRFIN20041129_205803_000000432032_00300_14382_6629.N1	29-NOV-2004 20:58:03	Dark	43.000	10	Bet Cen	0.61000	28000.	86	14382	No
382	GOM_NL__2PRFIN20041129_205956_000000432032_00301_14383_6616.N1	29-NOV-2004 20:59:56	Dark	42.500	12	Alp1Cru	0.77500	30000.	85	14383	No
383	GOM_NL__2PRFIN20041129_210237_000000412032_00301_14383_6617.N1	29-NOV-2004 21:02:37	Dark	40.500	124	The Car	2.7640	30000.	81	14383	No
384	GOM_NL__2PRFIN20041129_210715_000000512032_00301_14383_6618.N1	29-NOV-2004 21:07:15	Dark	50.500	41	Eps Car	1.8600	4100.0	101	14383	No
385	GOM_NL__2PRFIN20041129_210911_000000512032_00301_14383_6619.N1	29-NOV-2004 21:09:11	Dark	51.000	34	Gam2Vel	1.7930	23000.	102	14383	No
386	GOM_NL__2PRFIN20041129_211238_000000582032_00301_14383_6620.N1	29-NOV-2004 21:12:38	Dark	58.000	2	Alp Car	-0.73600	7000.0	116	14383	No
387	GOM_NL__2PRFIN20041129_211423_000000672032_00301_14383_6621.N1	29-NOV-2004 21:14:23	Dark	66.500	117	Pi Pup	2.7060	3800.0	133	14383	No
388	GOM_NL__2PRFIN20041129_211813_000000762032_00301_14383_6622.N1	29-NOV-2004 21:18:13	Dark	76.000	23	21Eps CMa	1.5020	26000.	152	14383	No
389	GOM_NL__2PRFIN20041129_212025_000000792032_00301_14383_6623.N1	29-NOV-2004 21:20:25	Straylight	79.000	179	24Omi2CMa	3.0320	24000.	158	14383	No
390	GOM_NL__2PRFIN20041129_212447_000001052032_00301_14383_6624.N1	29-NOV-2004 21:24:47	Straylight	105.00	1	9Alp CMa	-1.4400	11000.	210	14383	No
391	GOM_NL__2PRFIN20041129_212831_000000632032_00301_14383_6625.N1	29-NOV-2004 21:28:31	Straylight	62.500	7	19Bet Ori	0.10000	14000.	125	14383	No
392	GOM_NL__2PRFIN20041129_213136_000000682032_00301_14383_6626.N1	29-NOV-2004 21:31:36	Tw_i_and_stray	68.000	30	46Eps Ori	1.6940	30000.	136	14383	No
393	GOM_NL__2PRFIN20041129_213418_000000672032_00301_14383_6627.N1	29-NOV-2004 21:34:18	Tw_i_and_stray	67.000	27	24Gam Ori	1.6360	26000.	134	14383	No
394	GOM_NL__2PRFIN20041129_213634_000000552032_00301_14383_6628.N1	29-NOV-2004 21:36:34	Bright	54.500	13	87Alp Tau	0.86700	3800.0	109	14383	No
395	GOM_NL__2PRFIN20041129_213809_000000392032_00301_14383_6629.N1	29-NOV-2004 21:38:09	Bright	39.000	146	25Eta Tau	2.8730	15200.	78	14383	No
396	GOM_NL__2PRFIN20041129_214031_000000402032_00301_14383_6630.N1	29-NOV-2004 21:40:31	Bright	39.500	150	44Zet Per	2.8900	28000.	79	14383	No

397	GOM_NL__2PRFIN20041129_214243_000000382032_00301_14383_6631.N1	29-NOV-2004 21:42:43	Bright	37.500	79	26Bet Per	2.3100	13100.	75	14383	No
398	GOM_NL__2PRFIN20041129_214458_000000382032_00301_14383_6632.N1	29-NOV-2004 21:44:58	Bright	38.000	175	39Del Per	3.0100	19400.	76	14383	No
399	GOM_NL__2PRFIN20041129_214616_000000362032_00301_14383_6633.N1	29-NOV-2004 21:46:16	Bright	36.000	160	23Gam Per	2.9300	4700.0	72	14383	No
400	GOM_NL__2PRFIN20041129_214832_000000392032_00301_14383_6634.N1	29-NOV-2004 21:48:32	Bright	38.500	110	37Del Cas	2.6780	8900.0	77	14383	No
401	GOM_NL__2PRFIN20041129_215619_000000382032_00301_14383_6635.N1	29-NOV-2004 21:56:19	Bright	38.000	49	1Alp UMi	1.9900	6300.0	76	14383	No
402	GOM_NL__2PRFIN20041129_220059_000000362032_00301_14383_6636.N1	29-NOV-2004 22:00:59	Bright	36.000	60	7Bet UMi	2.0810	3950.0	72	14383	No
403	GOM_NL__2PRFIN20041129_220302_000000472032_00301_14383_6637.N1	29-NOV-2004 22:03:02	Bright	47.000	36	50Alp UMa	1.8000	6300.0	94	14383	No
404	GOM_NL__2PRFIN20041129_220439_000000462032_00301_14383_6638.N1	29-NOV-2004 22:04:39	Bright	46.000	82	48Bet UMa	2.3650	10600.	92	14383	No
405	GOM_NL__2PRFIN20041129_220613_000000422032_00301_14383_6639.N1	29-NOV-2004 22:06:13	Bright	42.000	32	77Eps UMa	1.7630	11000.	84	14383	No
406	GOM_NL__2PRFIN20041129_220815_000000372032_00301_14383_6640.N1	29-NOV-2004 22:08:15	Bright	37.000	39	85Eta UMa	1.8540	24000.	74	14383	No
407	GOM_NL__2PRFIN20041129_221108_000000372032_00301_14383_6641.N1	29-NOV-2004 22:11:08	Bright	37.000	180	27Gam Boo	3.0400	8000.0	74	14383	No
408	GOM_NL__2PRFIN20041129_221409_000000362032_00301_14383_6642.N1	29-NOV-2004 22:14:09	Bright	36.000	83		2.3780	11000.	72	14383	No
409	GOM_NL__2PRFIN20041129_221640_000000372032_00301_14383_6643.N1	29-NOV-2004 22:16:40	Bright	37.000	3	16Alp Boo	-0.050000	4250.0	74	14383	No
410	GOM_NL__2PRFIN20041129_222011_000000722032_00301_14383_6644.N1	29-NOV-2004 22:20:11	Bright	72.000	96	68Del Leo	2.5600	9300.0	144	14383	No
411	GOM_NL__2PRFIN20041129_222539_000002552032_00301_14383_6645.N1	29-NOV-2004 22:25:39	Straylight	255.00	51	41Gam1Leo	2.0100	4500.0	510	14383	No
412	GOM_NL__2PRFIN20041129_223052_000000512032_00301_14383_6646.N1	29-NOV-2004 22:30:52	Twilight	50.500	106	9Bet Crv	2.6480	5600.0	101	14383	No
413	GOM_NL__2PRFIN20041129_223255_000000402032_00301_14383_6647.N1	29-NOV-2004 22:32:55	Dark	39.500	123	1ot Cen	2.7500	10200.	79	14383	No
414	GOM_NL__2PRFIN20041129_223659_000000412032_00301_14383_6648.N1	29-NOV-2004 22:36:59	Dark	40.500	77	Eps Cen	2.3030	28000.	81	14383	No
415	GOM_NL__2PRFIN20041129_223838_000000472032_00301_14383_6649.N1	29-NOV-2004 22:38:38	Dark	47.000	10	Bet Cen	0.61000	28000.	94	14383	No
416	GOM_NL__2PRFIN20041129_224031_000000502032_00302_14384_6617.N1	29-NOV-2004 22:40:31	Dark	49.500	12	Alp1Cru	0.77500	30000.	99	14384	No
417	GOM_NL__2PRFIN20041129_224312_000000412032_00302_14384_6618.N1	29-NOV-2004 22:43:12	Dark	40.500	124	The Car	2.7640	30000.	81	14384	No
418	GOM_NL__2PRFIN20041129_224751_000000452032_00302_14384_6619.N1	29-NOV-2004 22:47:51	Dark	44.500	41	Eps Car	1.8600	4100.0	89	14384	No
419	GOM_NL__2PRFIN20041129_224948_000000542032_00302_14384_6620.N1	29-NOV-2004 22:49:48	Dark	54.000	34	Gam2Vel	1.7930	23000.	108	14384	No
420	GOM_NL__2PRFIN20041129_225312_000000572032_00302_14384_6621.N1	29-NOV-2004 22:53:12	Dark	57.000	2	Alp Car	-0.73600	7000.0	114	14384	No
421	GOM_NL__2PRFIN20041129_225502_000000702032_00302_14384_6622.N1	29-NOV-2004 22:55:02	Dark	69.500	117	Pi Pup	2.7060	3800.0	139	14384	No
422	GOM_NL__2PRFIN20041129_225852_000000662032_00302_14384_6623.N1	29-NOV-2004 22:58:52	Dark	66.000	23	21Eps CMa	1.5020	26000.	132	14384	No
423	GOM_NL__2PRFIN20041129_230102_000000762032_00302_14384_6624.N1	29-NOV-2004 23:01:02	Straylight	76.000	179	24Omi2CMa	3.0320	24000.	152	14384	No
424	GOM_NL__2PRFIN20041129_230523_000000992032_00302_14384_6625.N1	29-NOV-2004 23:05:23	Straylight	98.500	1	9Alp CMa	-1.4400	11000.	197	14384	No
425	GOM_NL__2PRFIN20041129_230906_000000622032_00302_14384_6626.N1	29-NOV-2004 23:09:06	Straylight	61.500	7	19Bet Ori	0.10000	14000.	123	14384	No
426	GOM_NL__2PRFIN20041129_231212_000000662032_00302_14384_6627.N1	29-NOV-2004 23:12:12	Tw_i_and_stray	66.000	30	46Eps Ori	1.6940	30000.	132	14384	No
427	GOM_NL__2PRFIN20041129_231455_000000672032_00302_14384_6628.N1	29-NOV-2004 23:14:55	Tw_i_and_stray	66.500	27	24Gam Ori	1.6360	26000.	133	14384	No
428	GOM_NL__2PRFIN20041129_231710_000000582032_00302_14384_6629.N1	29-NOV-2004 23:17:10	Bright	57.500	13	87Alp Tau	0.86700	3800.0	115	14384	No
429	GOM_NL__2PRFIN20041129_231844_000000412032_00302_14384_6630.N1	29-NOV-2004 23:18:44	Bright	40.500	146	25Eta Tau	2.8730	15200.	81	14384	No
430	GOM_NL__2PRFIN20041129_232106_000000422032_00302_14384_6631.N1	29-NOV-2004 23:21:06	Bright	42.000	150	44Zet Per	2.8900	28000.	84	14384	No
431	GOM_NL__2PRFIN20041129_232319_000000402032_00302_14384_6632.N1	29-NOV-2004 23:23:19	Bright	40.000	79	26Bet Per	2.3100	13100.	80	14384	No
432	GOM_NL__2PRFIN20041129_232533_000000382032_00302_14384_6633.N1	29-NOV-2004 23:25:33	Bright	38.000	175	39Del Per	3.0100	19400.	76	14384	No
433	GOM_NL__2PRFIN20041129_232651_000000382032_00302_14384_6634.N1	29-NOV-2004 23:26:51	Bright	38.000	160	23Gam Per	2.9300	4700.0	76	14384	No
434	GOM_NL__2PRFIN20041129_232906_000000392032_00302_14384_6635.N1	29-NOV-2004 23:29:06	Bright	39.000	110	37Del Cas	2.6780	8900.0	78	14384	No
435	GOM_NL__2PRFIN20041129_233654_000000362032_00302_14384_6636.N1	29-NOV-2004 23:36:54	Bright	35.500	49	1Alp UMi	1.9900	6300.0	71	14384	No
436	GOM_NL__2PRFIN20041129_234134_000000412032_00302_14384_6637.N1	29-NOV-2004 23:41:34	Bright	40.500	60	7Bet UMi	2.0810	3950.0	81	14384	No
437	GOM_NL__2PRFIN20041129_234338_000000482032_00302_14384_6638.N1	29-NOV-2004 23:43:38	Bright	47.500	36	50Alp UMa	1.8000	6300.0	95	14384	No
438	GOM_NL__2PRFIN20041129_234514_000000462032_00302_14384_6639.N1	29-NOV-2004 23:45:14	Bright	45.500	82	48Bet UMa	2.3650	10600.	91	14384	No
439	GOM_NL__2PRFIN20041129_234648_000000392032_00302_14384_6640.N1	29-NOV-2004 23:46:48	Bright	39.000	32	77Eps UMa	1.7630	11000.	78	14384	No
440	GOM_NL__2PRFIN20041129_234851_000000372032_00302_14384_6641.N1	29-NOV-2004 23:48:51	Bright	37.000	39	85Eta UMa	1.8540	24000.	74	14384	No
441	GOM_NL__2PRFIN20041129_235142_000000392032_00302_14384_6642.N1	29-NOV-2004 23:51:42	Bright	39.000	180	27Gam Boo	3.0400	8000.0	78	14384	No
442	GOM_NL__2PRFIN20041129_235445_000000372032_00302_14384_6643.N1	29-NOV-2004 23:54:45	Bright	37.000	83		2.3780	11000.	74	14384	No
443	GOM_NL__2PRFIN20041129_235716_000000362032_00302_14384_6644.N1	29-NOV-2004 23:57:16	Bright	36.000	3	16Alp Boo	-0.050000	4250.0	72	14384	No

3. Quality information per product


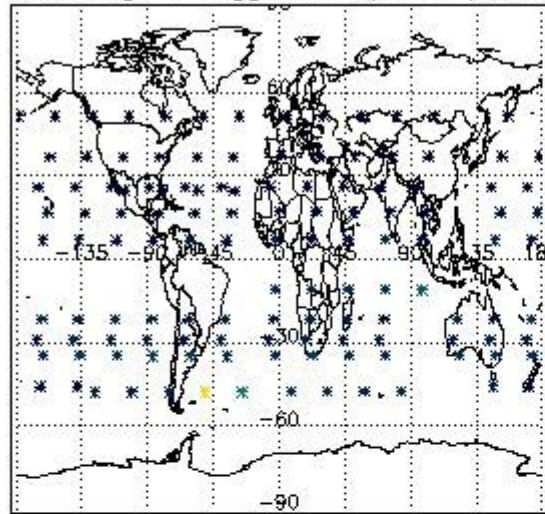
In this section it is plotted some information contained in the Quality Summary data set of the level 2 products. Only products in dark limb conditions and without errors (error flag in the MPH set to "0") are used.

3.1 Plot quality information per product (time dependant)

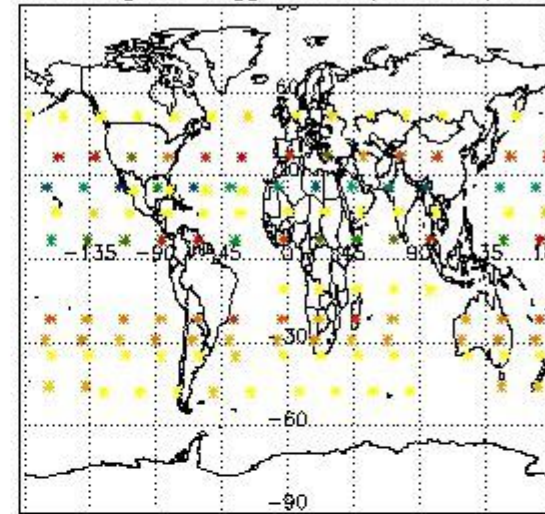


3.2 Plot quality information per product (world map)


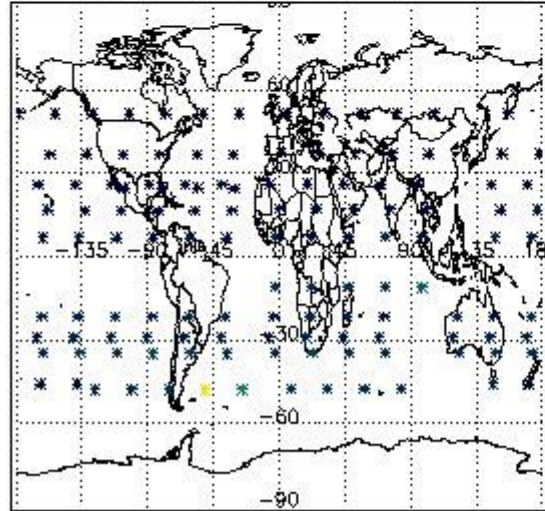
Percentage of flagged data per O3 profile



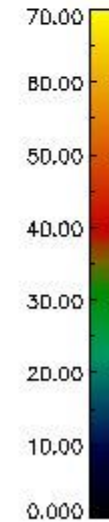
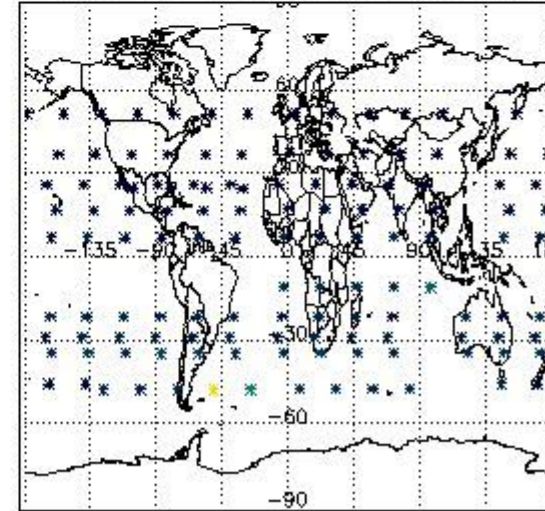
Percentage of flagged data per H2O profile



Percentage of flagged data per NO2 profile



Percentage of flagged data per NO3 profile

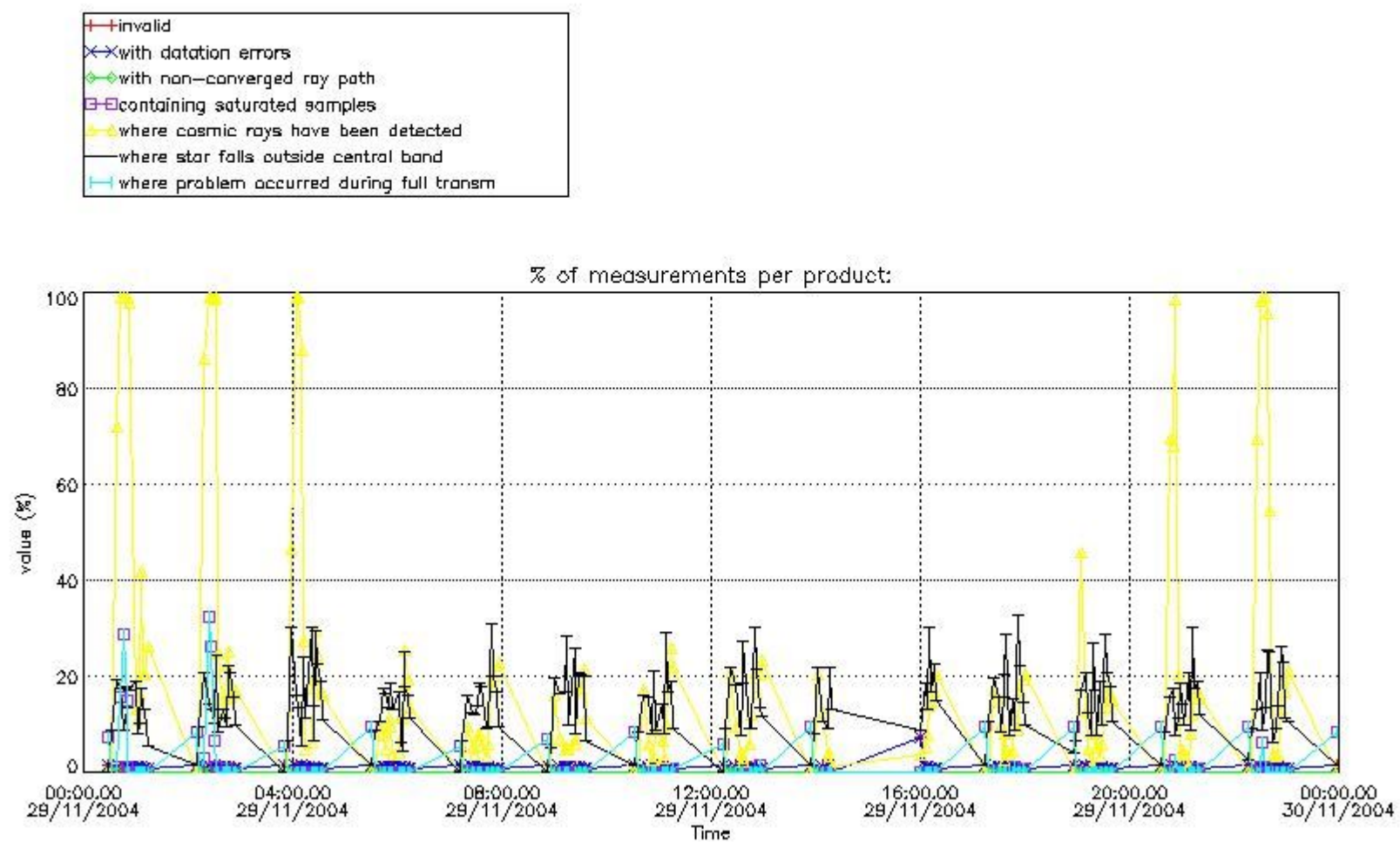


4. Level 1 quality information per product

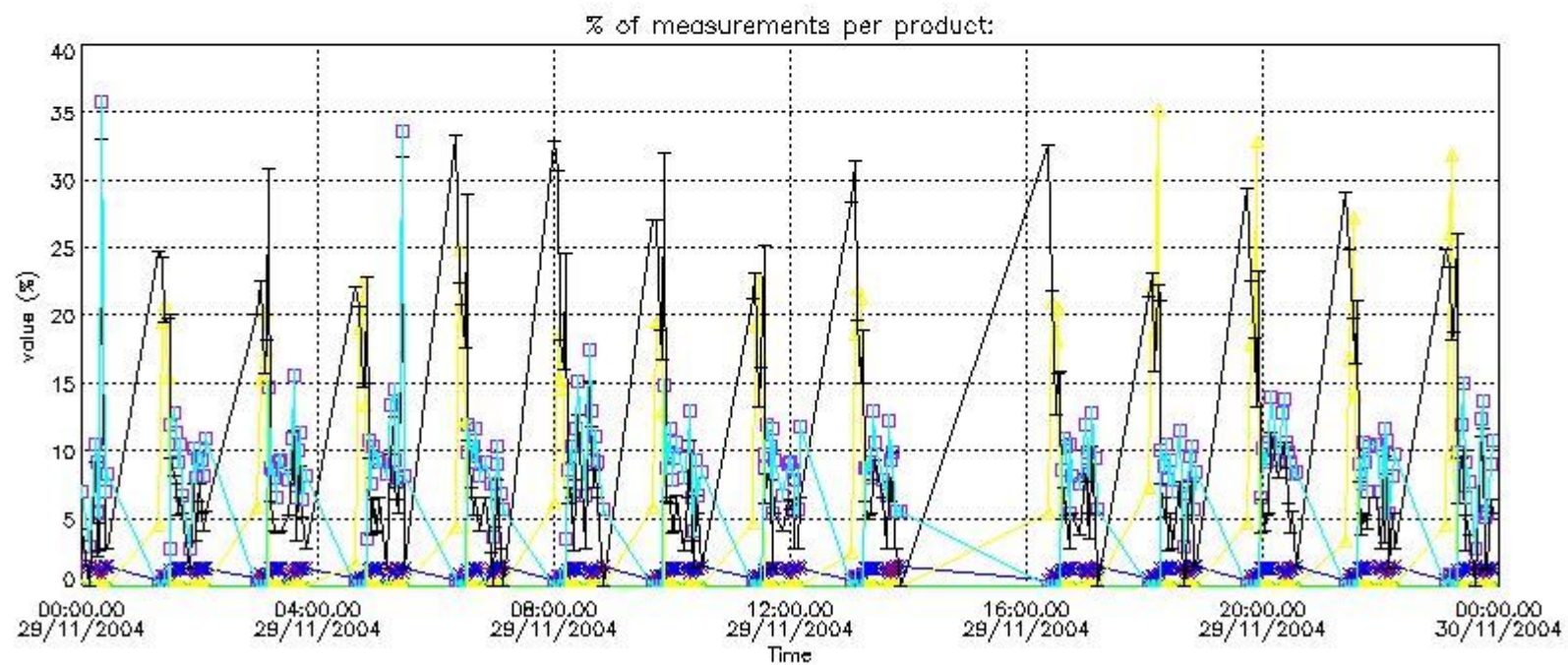
In this section it is plotted some information contained in the Quality Summary data set of the level 2 products that comes from the level 1b processing. Products without errors (error flag in the MPH set to "0") are used.

4.1 Plot quality information per product (time dependant) coming from level 1b processing

4.1.1 Plot level 1 quality information per product (time dependant): ENVISAT ASCENDING passes



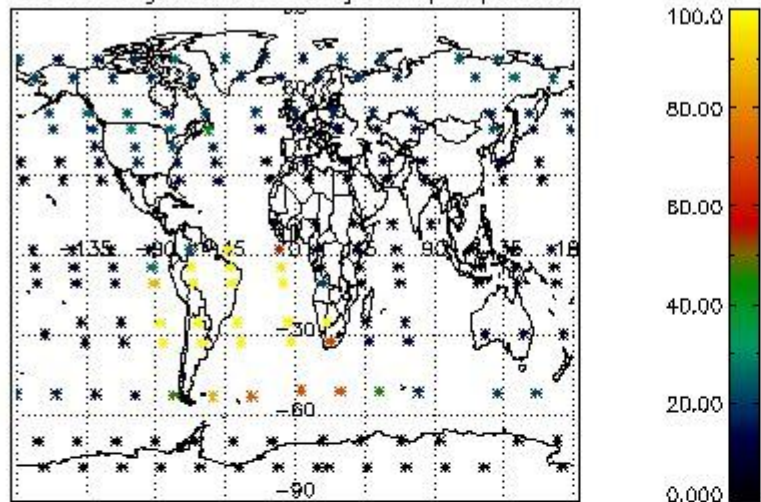
4.1.2 Plot level 1 quality information per product (time dependant): ENVISAT DESCENDING passes



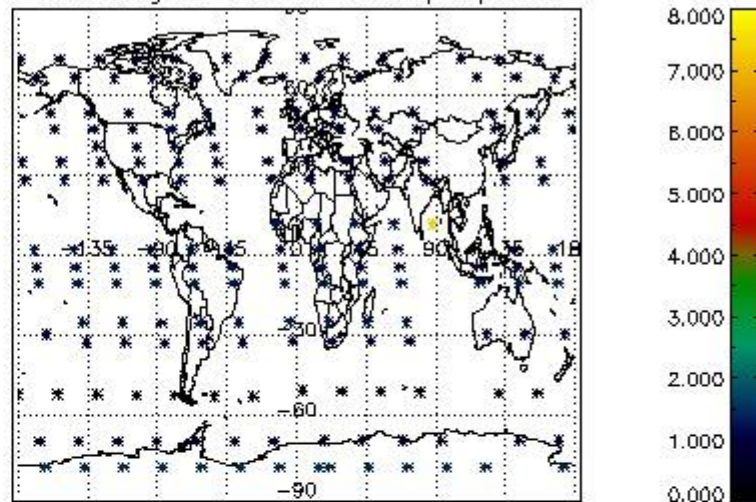
4.2 Plot quality information per product coming from level 1b processing (world map)

4.2.1 Plot level 1 quality information per product (world map): ENVISAT ASCENDING passes

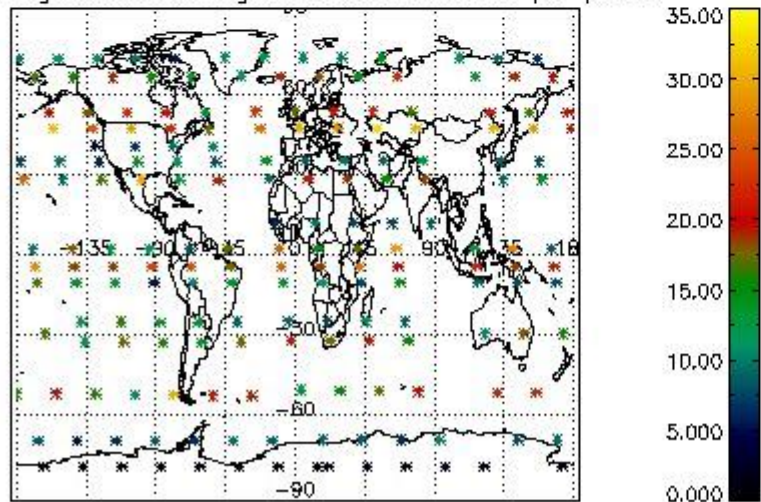
Percentage of cosmic ray hits per profile



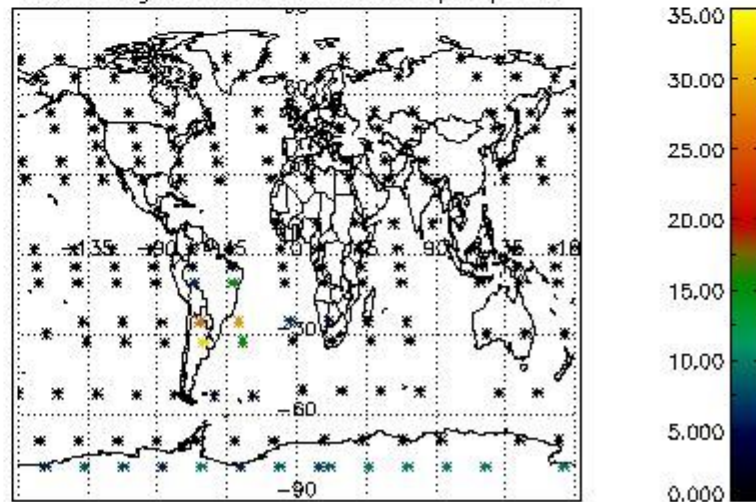
Percentage of datation errors per profile



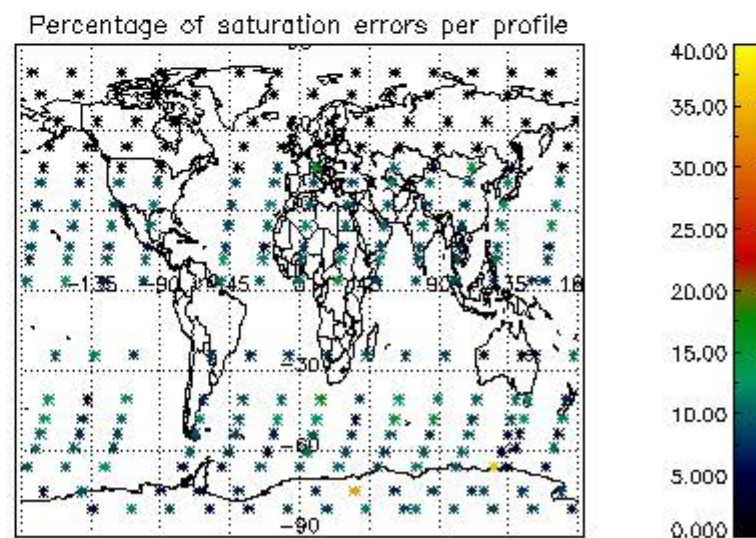
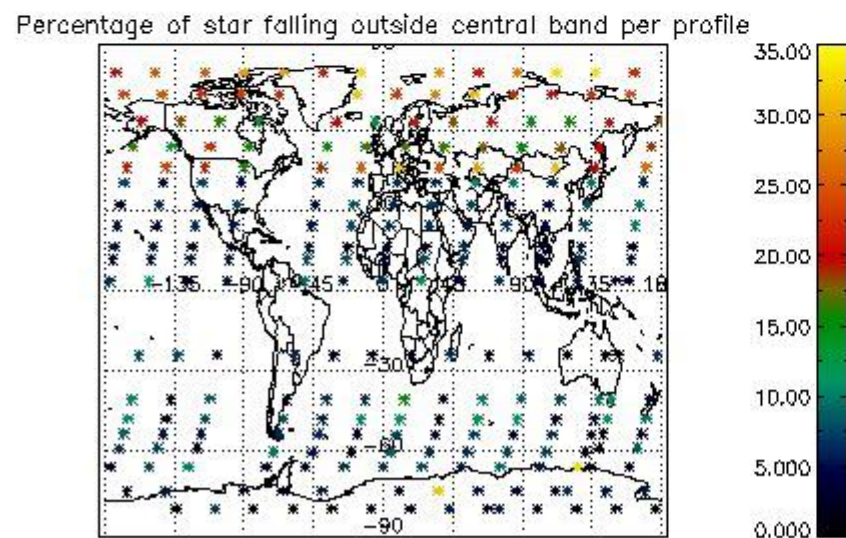
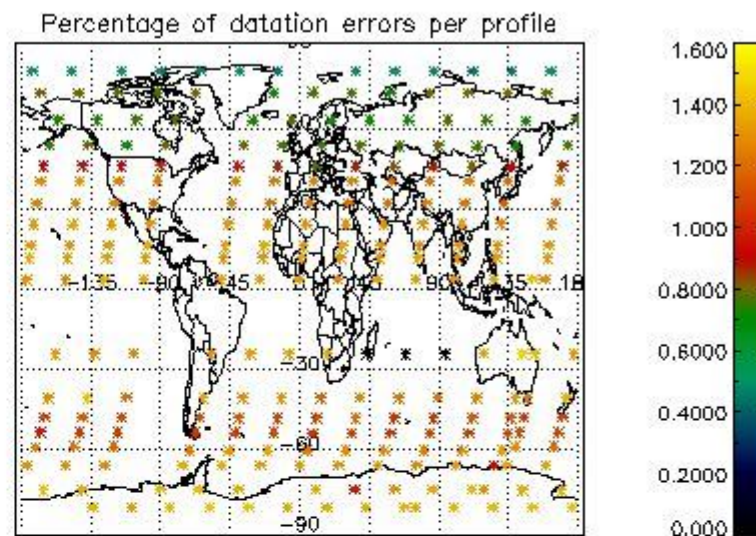
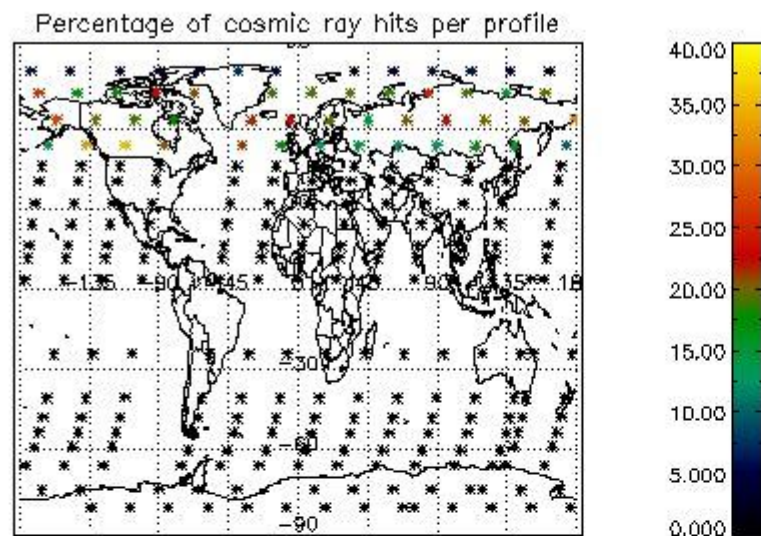
Percentage of star falling outside central band per profile



Percentage of saturation errors per profile



4.2.2 Plot level 1 quality information per product (world map): ENVISAT DESCENDING passes



5. Trace gas profiles

5.1 Ozone statistics based on quality of products

The final quality of the products can be "measured" using the STD (Standard Deviation) attached to every point profile. This information is written to the parameter GOM_NL__2P/NL_LOCAL_SPECIES_DENSITY/o3_std of the level 2 products. The table below shows the statistics for given STD ranges.

The statistics are given with respect to the overall valid production:

- Products without fatal errors: GOM_NL__2P/MPH/PRODUCT_ERR=0
- Valid point profile: GOM_NL__2P/NL_LOCAL_SPECIES_DENSITY/pcd(0)=0

The 'Criteria' is applied to valid points of dark limb products:

- Products in dark limb illumination condition: GOM_NL__2P/NL_SUMMARY_QUALITY/obs_ill_cond=0
- Products without fatal errors: GOM_NL__2P/MPH/PRODUCT_ERR=0
- Valid point profile: GOM_NL__2P/NL_LOCAL_SPECIES_DENSITY/pcd(0)=0

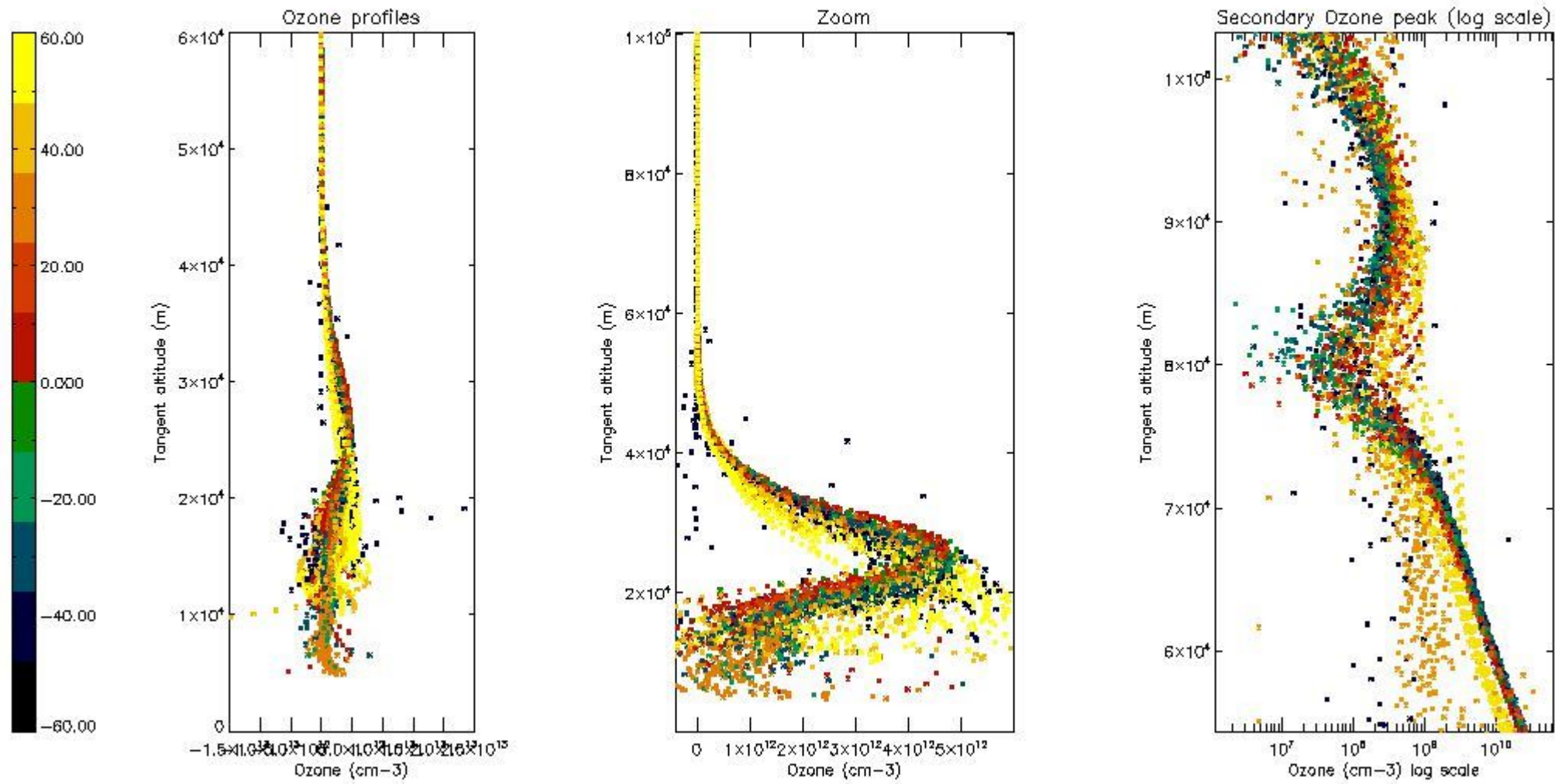
So, the table below shows the percentage of dark limb and valid observations for each criteria with respect to the overall valid daily observations.

Criteria	% of total production
All STD	27
STD < 20	16

STD < 10	14
STD < 5	11

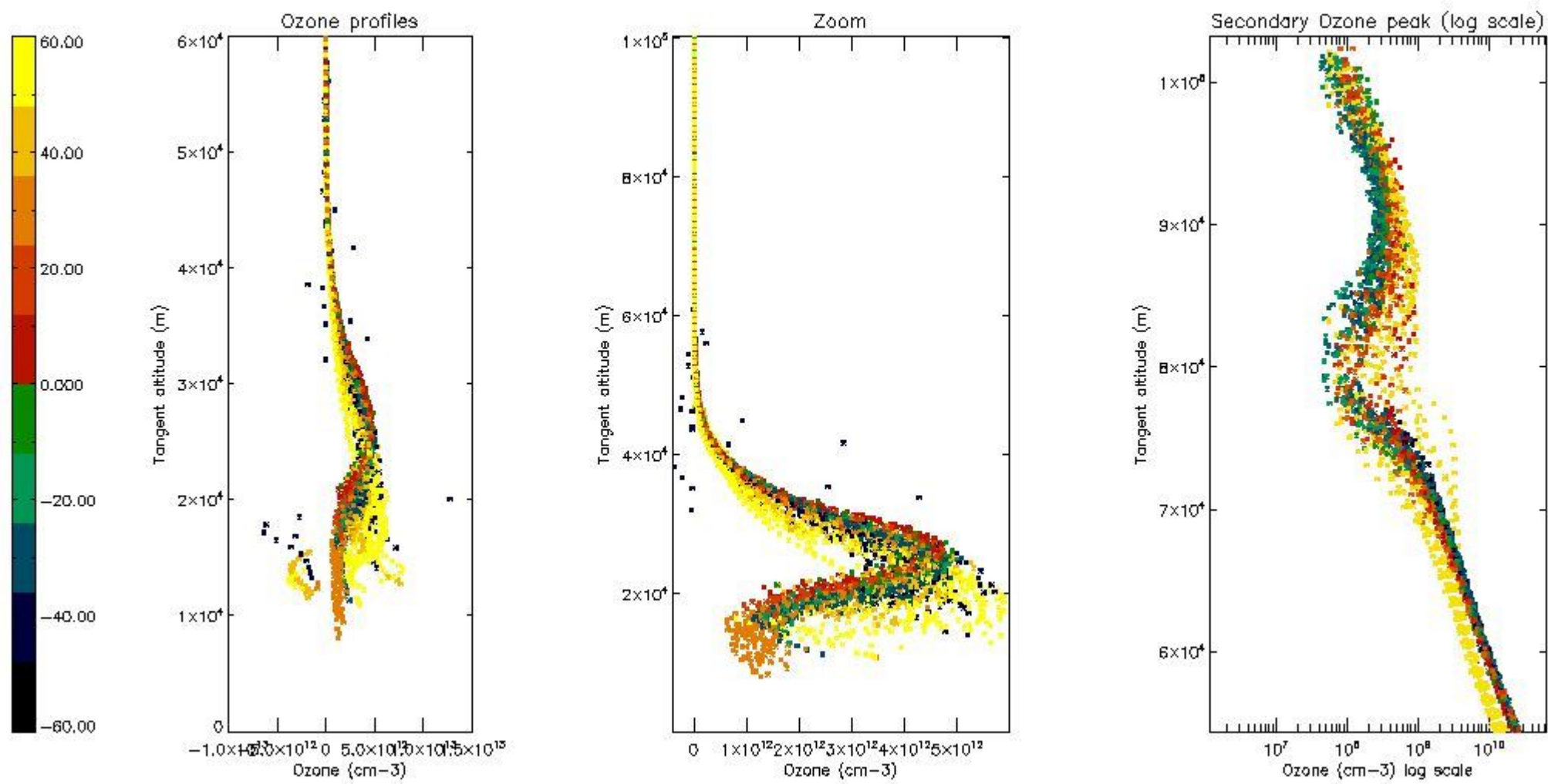
5.2 Plot ozone profiles for all STD (dark without errors)

The colorbar represents the latitude.



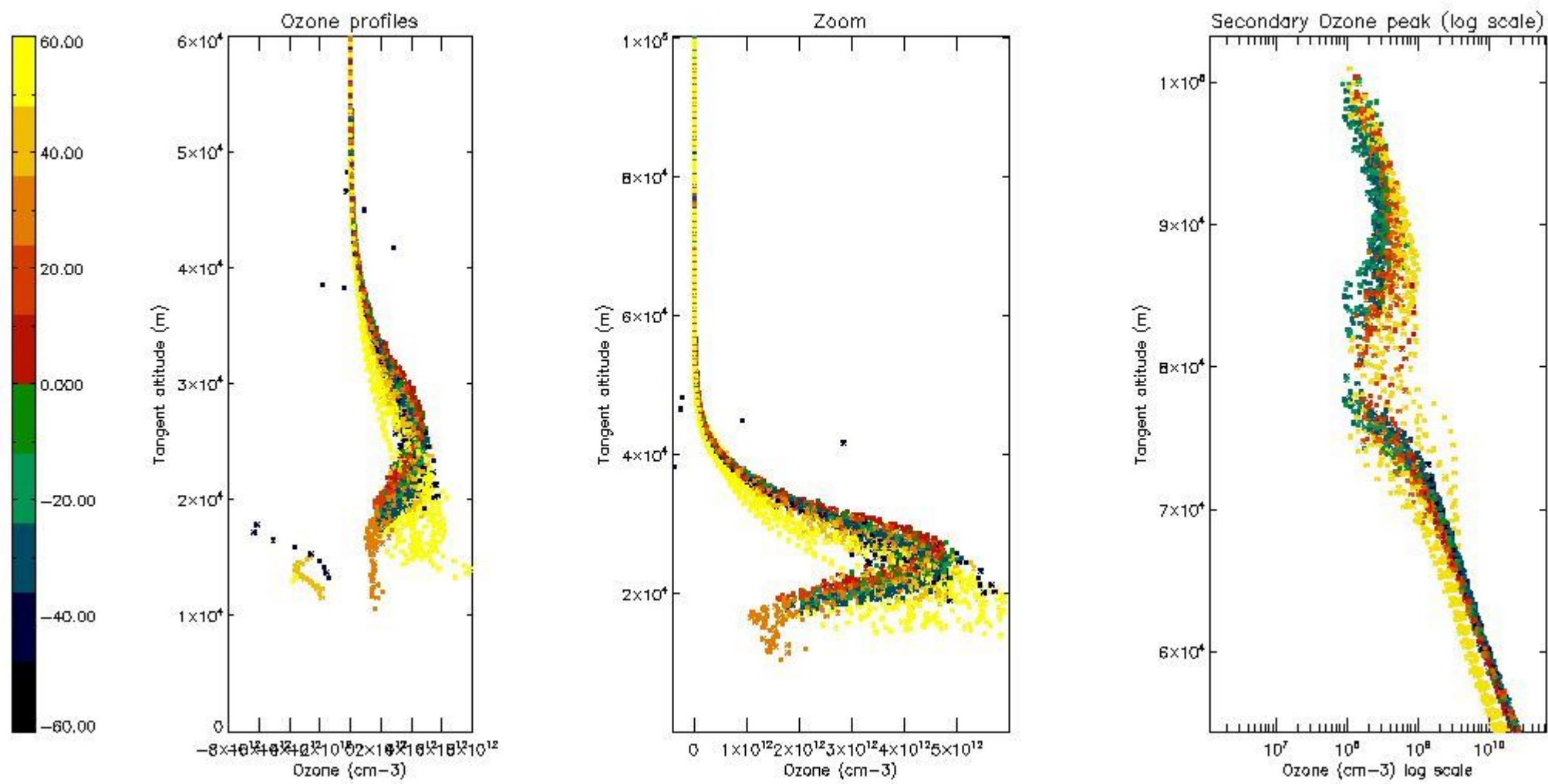
5.3 Plot ozone profiles where STD < 20% (dark without errors)

The colorbar represents the latitude.



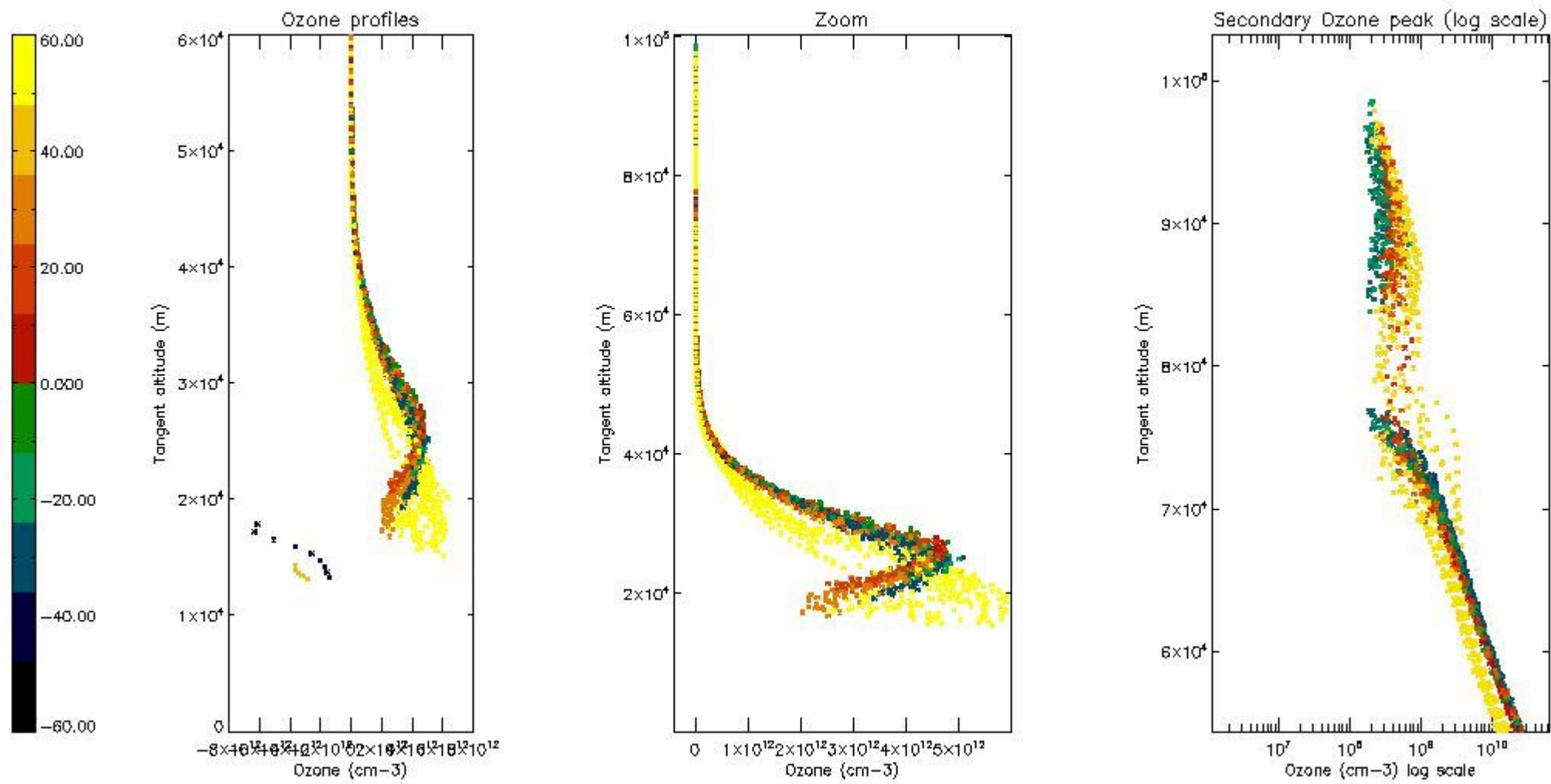
5.4 Plot ozone profiles where STD < 10% (dark without errors)

The colorbar represents the latitude.



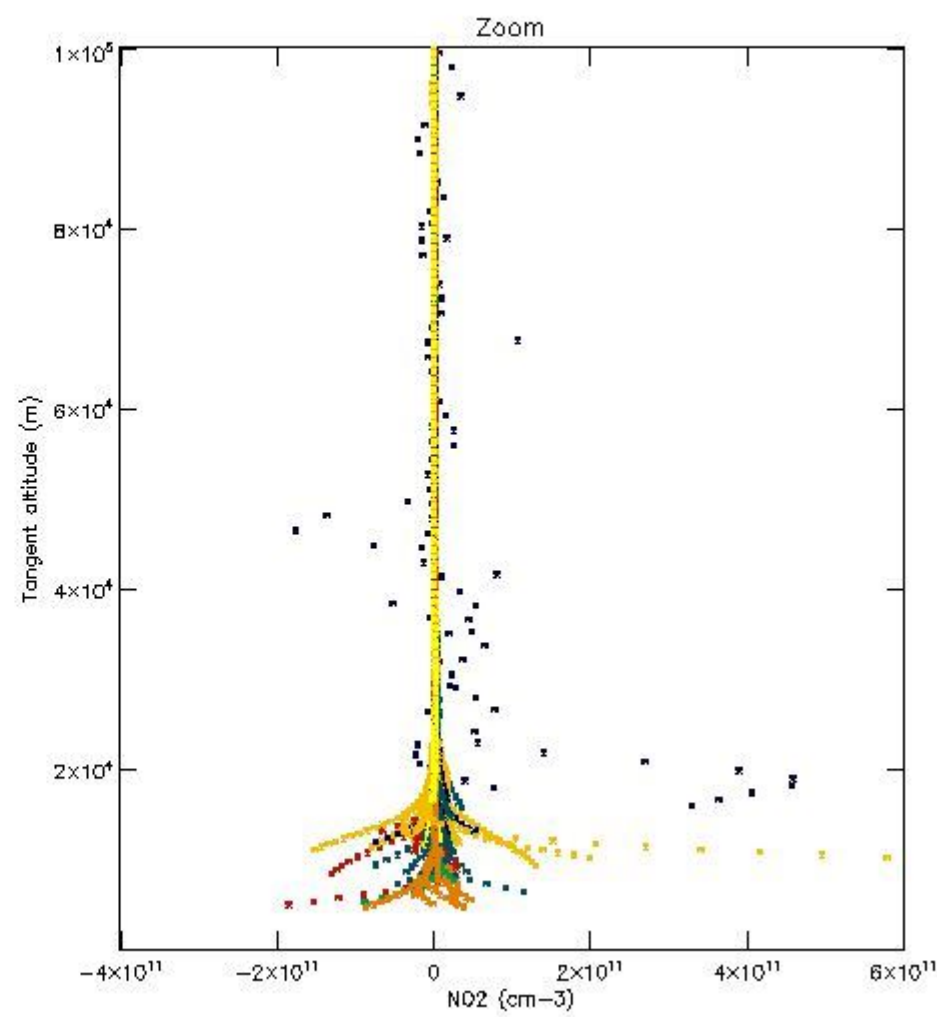
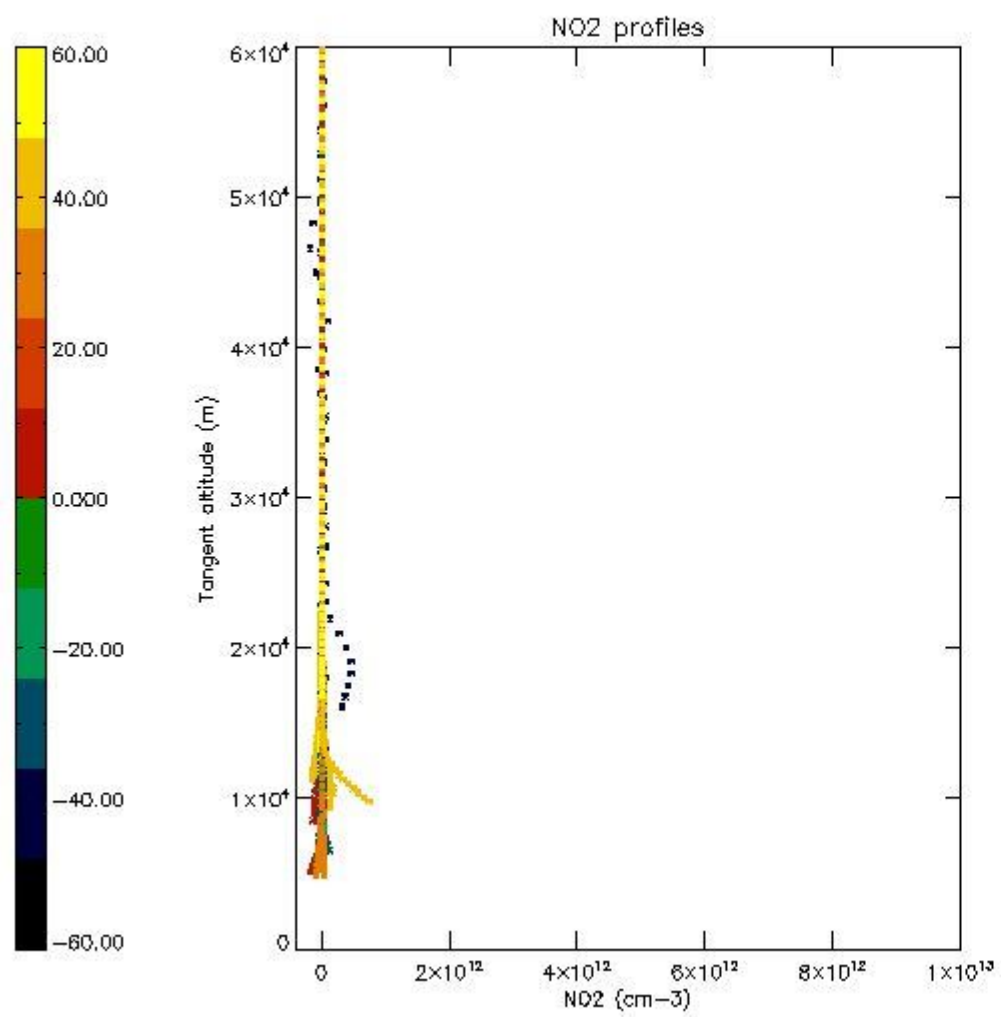
5.5 Plot ozone profiles where $STD < 5\%$ (dark without errors)

The colorbar represents the latitude.



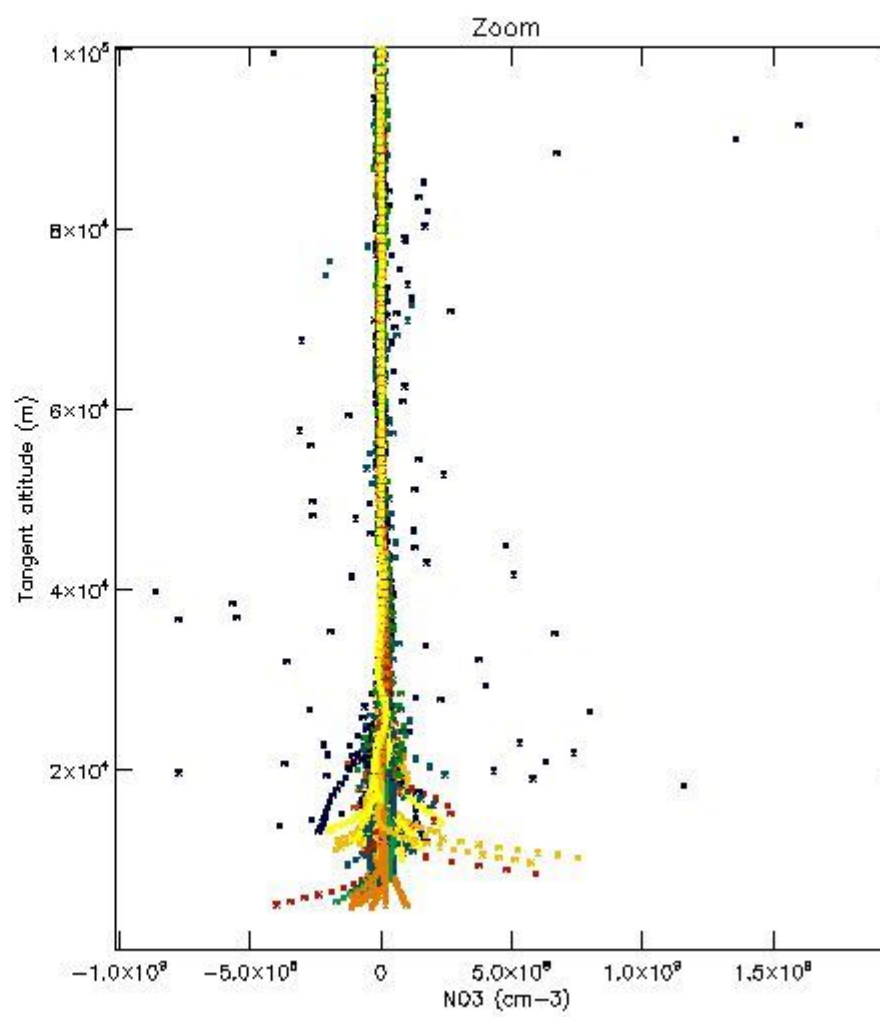
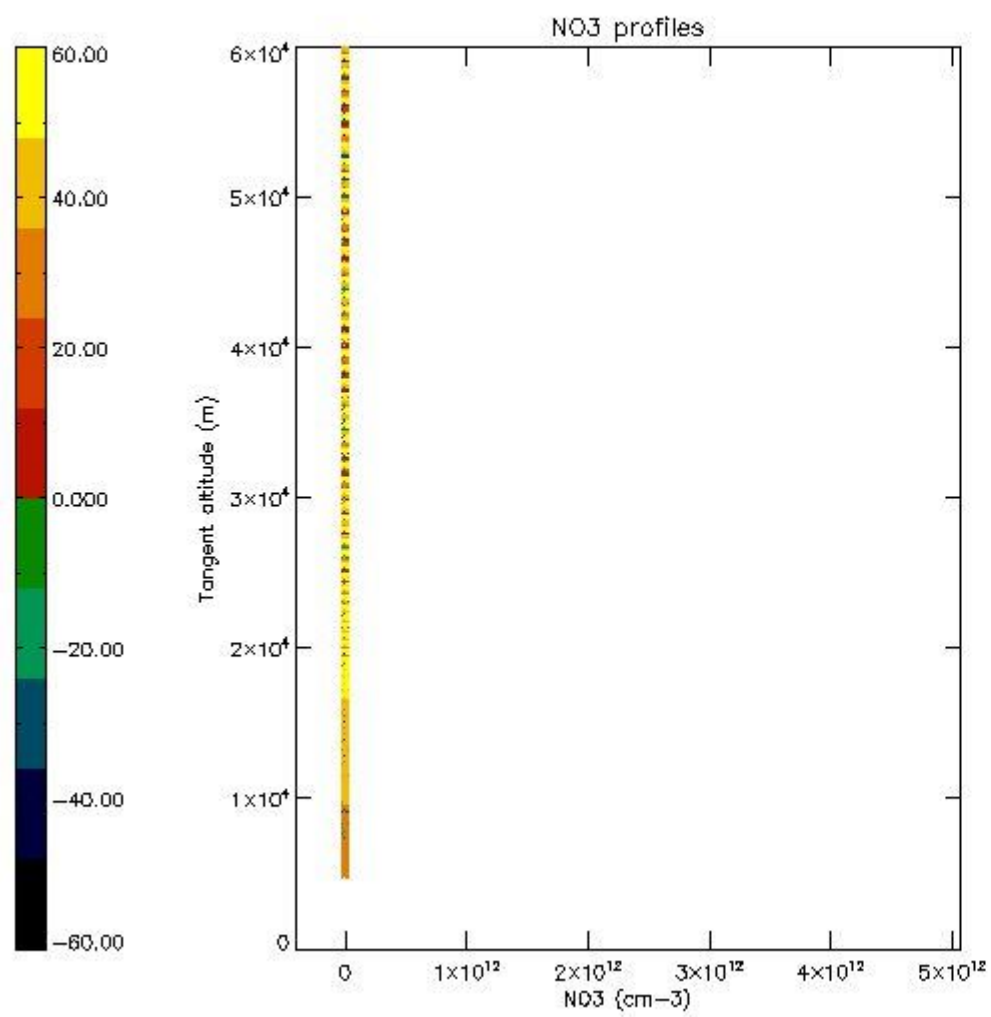
5.6 Plot NO₂ profiles for all STD (dark without errors)

The colorbar represents the latitude.



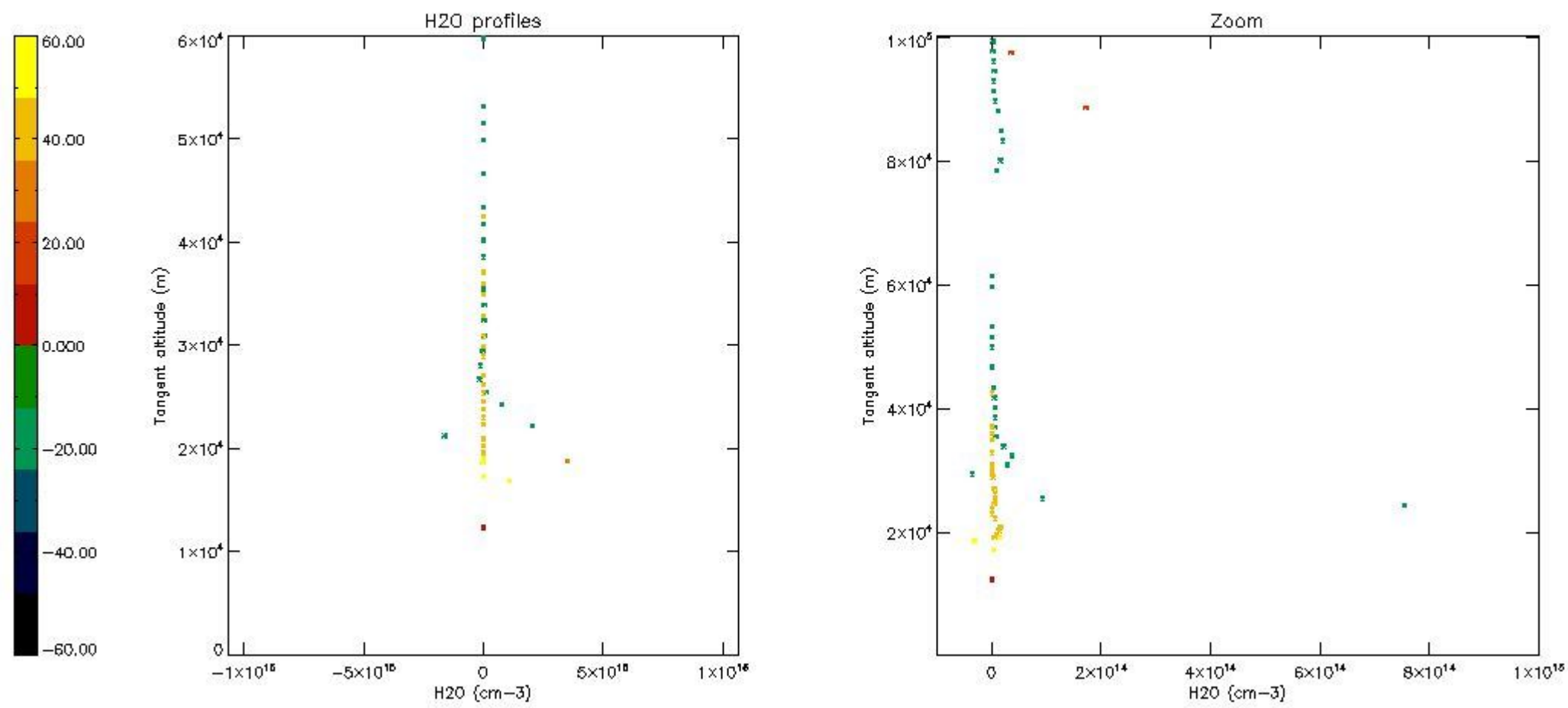
5.7 Plot NO3 profiles for all STD (dark without errors)

The colorbar represents the latitude.



5.8 Plot H₂O profiles for all STD (only for occultations of stars 1,2,3,4,13,14,16,26,63 dark without errors)

The colorbar represents the latitude.



6. Auxiliary Data Files used for the production reported in section 2

The number reported in the third column indicates since which file (see list in section 2) the corresponding auxiliary file has been used. The fourth column is the date of those product files.

Type	Auxiliary Filename	Used since product	Used since product date
INST_PHYS_CHARACTERISTICS	GOM_INS_AXVIEC20091111_143220_20030716_120000_20500101_000000	1	29-NOV-2004 00:00:44
LEVEL-2_PROC_CONFIG	GOM_PR2_AXVIEC20091111_152718_20020301_000000_20500101_000000	1	29-NOV-2004 00:00:44
CROSS_SECTIONS_FILE	GOM_CRS_AXVIEC20091111_154832_20020301_000000_20500101_000000	1	29-NOV-2004 00:00:44

GOMOS Level 2 Daily Report

SUMMARY

[1. General Info](#)

[2. Summary of processed GOM_NL_2P products](#)

[3. Level 2 Quality information per product](#)

[3.1 Plot of level 2 quality information per product \(time dependant\)](#)

[3.2 Plot of level 2 quality information per product \(world map\)](#)

[4. Level 1 Quality information per product \(stored on level 2 products\)](#)

[4.1 Plot of level 1 quality information per product \(time dependant\)](#)

[4.1.1 Plot of level 1 quality information per product \(time dependant\): ASCENDING](#)

[4.1.2 Plot of level 1 quality information per product \(time dependant\): DESCENDING](#)

[4.2 Plot of level 1 quality information per product \(world map\)](#)

[4.2.1 Plot of level 1 quality information per product \(world map\): ASCENDING](#)

[4.2.2 Plot of level 1 quality information per product \(world map\): DESCENDING](#)

[5. Ozone profiles based on quality statistics and other trace gas profiles](#)

[5.1 Ozone statistics based on quality of products](#)

[5.2 Plot ozone profiles for all STD \(dark without errors\)](#)

[5.3 Plot ozone profiles where STD < 20% \(dark without errors\)](#)

[5.4. Plot ozone profiles where STD < 10% \(dark without errors\)](#)

[5.5. Plot ozone profiles where STD < 5% \(dark without errors\)](#)

[5.6 Plot NO2 profiles for all STD \(dark without errors\)](#)

[5.7 Plot NO3 profiles for all STD \(dark without errors\)](#)

[5.8 Plot H2O profiles \(only for occultations of stars 1,2,3,4,13,14,16,26,63 dark without errors\) for all STD](#)

[6. Auxiliary Data Files used for the production reported in section 2](#)

This report presents the daily analysis on parameters extracted from GOMOS level 2 data (GOM_NL__2P). It is intended to monitor some important parameters that will impact the quality of these products. A list of level 2 products (and content) that have arrived during the reporting day to the PCF is also given.

Item	Value
Time of report generation	22APR2013 08:59:16
Data source version	GOMOS/6.01
Start time of products	29-11-2004 (29NOV2004 00:00:00)
Stop time of products	30-11-2004 (30NOV2004 00:00:00)
Store outputs in DB	Yes
Nb of level 2 prods	443
Nb of prods with errors	0

2. Summary of processed GOM_NL__2P products.

Nr	Filename	UTC Start time	Limb	Duration	Star Id	Star Name	Star Mag	Star Temp	Nb Meas	Orbit	Prod. error
1	GOM_NL__2PRFIN20041129_000044_000000362032_00288_14370_6490.N1	29-NOV-2004 00:00:44	Bright	35.500	110	37Del Cas	2.6780	8900.0	71	14370	No
2	GOM_NL__2PRFIN20041129_000832_000000342032_00288_14370_6491.N1	29-NOV-2004 00:08:32	Bright	34.000	49	1Alp UMi	1.9900	6300.0	68	14370	No
3	GOM_NL__2PRFIN20041129_001311_000000382032_00288_14370_6492.N1	29-NOV-2004 00:13:11	Bright	38.000	60	7Bet UMi	2.0810	3950.0	76	14370	No
4	GOM_NL__2PRFIN20041129_001520_000000442032_00288_14370_6493.N1	29-NOV-2004 00:15:20	Bright	43.500	36	50Alp UMa	1.8000	6300.0	87	14370	No
5	GOM_NL__2PRFIN20041129_001656_000000462032_00288_14370_6494.N1	29-NOV-2004 00:16:56	Bright	45.500	82	48Bet UMa	2.3650	10600.	91	14370	No
6	GOM_NL__2PRFIN20041129_001850_000000382032_00288_14370_6495.N1	29-NOV-2004 00:18:50	Bright	37.500	55	79Zet UMa	2.0600	10200.	75	14370	No
7	GOM_NL__2PRFIN20041129_002029_000000532032_00288_14370_6496.N1	29-NOV-2004 00:20:29	Bright	53.000	39	85Eta UMa	1.8540	24000.	106	14370	No
8	GOM_NL__2PRFIN20041129_002320_000000362032_00288_14370_6497.N1	29-NOV-2004 00:23:20	Bright	35.500	180	27Gam Boo	3.0400	8000.0	71	14370	No
9	GOM_NL__2PRFIN20041129_002620_000000362032_00288_14370_6498.N1	29-NOV-2004 00:26:20	Bright	36.000	83		2.3780	11000.	72	14370	No
10	GOM_NL__2PRFIN20041129_002851_000000352032_00288_14370_6499.N1	29-NOV-2004 00:28:51	Bright	35.000	3	16Alp Boo	-0.050000	4250.0	70	14370	No
11	GOM_NL__2PRFIN20041129_003214_000000692032_00288_14370_6500.N1	29-NOV-2004 00:32:14	Bright	69.000	96	68Del Leo	2.5600	9300.0	138	14370	No
12	GOM_NL__2PRFIN20041129_003712_000002152032_00288_14370_6501.N1	29-NOV-2004 00:37:12	Straylight	215.00	51	41Gam1Leo	2.0100	4500.0	430	14370	No
13	GOM_NL__2PRFIN20041129_004257_000000492032_00288_14370_6502.N1	29-NOV-2004 00:42:57	Twilight	48.500	106	9Bet Crv	2.6480	5600.0	97	14370	No
14	GOM_NL__2PRFIN20041129_004503_000000402032_00288_14370_6503.N1	29-NOV-2004 00:45:03	Dark	40.000	123	lot Cen	2.7500	10200.	80	14370	No
15	GOM_NL__2PRFIN20041129_004910_000000412032_00288_14370_6504.N1	29-NOV-2004 00:49:10	Dark	40.500	77	Eps Cen	2.3030	28000.	81	14370	No
16	GOM_NL__2PRFIN20041129_005050_000000432032_00288_14370_6505.N1	29-NOV-2004 00:50:50	Dark	42.500	10	Bet Cen	0.61000	28000.	85	14370	No
17	GOM_NL__2PRFIN20041129_005240_000000442032_00289_14371_6472.N1	29-NOV-2004 00:52:40	Dark	44.000	12	Alp1Cru	0.77500	30000.	88	14371	No
18	GOM_NL__2PRFIN20041129_005956_000000502032_00289_14371_6473.N1	29-NOV-2004 00:59:56	Dark	50.000	41	Eps Car	1.8600	4100.0	100	14371	No
19	GOM_NL__2PRFIN20041129_010150_000000502032_00289_14371_6474.N1	29-NOV-2004 01:01:50	Dark	50.000	34	Gam2Vel	1.7930	23000.	100	14371	No
20	GOM_NL__2PRFIN20041129_010331_000000602032_00289_14371_6475.N1	29-NOV-2004 01:03:31	Dark	59.500	70	Zet Pup	2.2460	39000.	119	14371	No
21	GOM_NL__2PRFIN20041129_010518_000000522032_00289_14371_6476.N1	29-NOV-2004 01:05:18	Dark	51.500	2	Alp Car	-0.73600	7000.0	103	14371	No
22	GOM_NL__2PRFIN20041129_010704_000000622032_00289_14371_6477.N1	29-NOV-2004 01:07:04	Dark	61.500	117	Pi Pup	2.7060	3800.0	123	14371	No
23	GOM_NL__2PRFIN20041129_011056_000000692032_00289_14371_6478.N1	29-NOV-2004 01:10:56	Dark	69.000	23	21Eps CMa	1.5020	26000.	138	14371	No
24	GOM_NL__2PRFIN20041129_011307_000000742032_00289_14371_6479.N1	29-NOV-2004 01:13:07	Straylight	74.000	179	24Omi2CMa	3.0320	24000.	148	14371	No
25	GOM_NL__2PRFIN20041129_011734_000001012032_00289_14371_6480.N1	29-NOV-2004 01:17:34	Straylight	101.00	1	9Alp CMa	-1.4400	11000.	202	14371	No
26	GOM_NL__2PRFIN20041129_012120_000000642032_00289_14371_6481.N1	29-NOV-2004 01:21:20	Straylight	64.000	7	19Bet Ori	0.10000	14000.	128	14371	No
27	GOM_NL__2PRFIN20041129_012430_000000702032_00289_14371_6482.N1	29-NOV-2004 01:24:30	Tw_and_stray	69.500	30	46Eps Ori	1.6940	30000.	139	14371	No
28	GOM_NL__2PRFIN20041129_012717_000000682032_00289_14371_6483.N1	29-NOV-2004 01:27:17	Tw_and_stray	68.000	27	24Gam Ori	1.6360	26000.	136	14371	No
29	GOM_NL__2PRFIN20041129_012927_000000552032_00289_14371_6484.N1	29-NOV-2004 01:29:27	Bright	55.000	13	87Alp Tau	0.86700	3800.0	110	14371	No
30	GOM_NL__2PRFIN20041129_013059_000000422032_00289_14371_6485.N1	29-NOV-2004 01:30:59	Bright	42.000	146	25Eta Tau	2.8730	15200.	84	14371	No
31	GOM_NL__2PRFIN20041129_013322_000000432032_00289_14371_6486.N1	29-NOV-2004 01:33:22	Bright	43.000	150	44Zet Per	2.8900	28000.	86	14371	No
32	GOM_NL__2PRFIN20041129_013532_000000402032_00289_14371_6487.N1	29-NOV-2004 01:35:32	Bright	39.500	79	26Bet Per	2.3100	13100.	79	14371	No
33	GOM_NL__2PRFIN20041129_013749_000000392032_00289_14371_6488.N1	29-NOV-2004 01:37:49	Bright	38.500	175	39Del Per	3.0100	19400.	77	14371	No
34	GOM_NL__2PRFIN20041129_013906_000000382032_00289_14371_6489.N1	29-NOV-2004 01:39:06	Bright	38.000	160	23Gam Per	2.9300	4700.0	76	14371	No
35	GOM_NL__2PRFIN20041129_014119_000000372032_00289_14371_6490.N1	29-NOV-2004 01:41:19	Bright	37.000	110	37Del Cas	2.6780	8900.0	74	14371	No
36	GOM_NL__2PRFIN20041129_014905_000000372032_00289_14371_6491.N1	29-NOV-2004 01:49:05	Bright	37.000	49	1Alp UMi	1.9900	6300.0	74	14371	No
37	GOM_NL__2PRFIN20041129_015346_000000402032_00289_14371_6492.N1	29-NOV-2004 01:53:46	Bright	39.500	60	7Bet UMi	2.0810	3950.0	79	14371	No
38	GOM_NL__2PRFIN20041129_015556_000000442032_00289_14371_6493.N1	29-NOV-2004 01:55:56	Bright	44.000	36	50Alp UMa	1.8000	6300.0	88	14371	No
39	GOM_NL__2PRFIN20041129_015732_000000482032_00289_14371_6494.N1	29-NOV-2004 01:57:32	Bright	47.500	82	48Bet UMa	2.3650	10600.	95	14371	No
40	GOM_NL__2PRFIN20041129_015926_000000402032_00289_14371_6495.N1	29-NOV-2004 01:59:26	Bright	39.500	55	79Zet UMa	2.0600	10200.	79	14371	No
41	GOM_NL__2PRFIN20041129_020104_000000382032_00289_14371_6496.N1	29-NOV-2004 02:01:04	Bright	37.500	39	85Eta UMa	1.8540	24000.	75	14371	No
42	GOM_NL__2PRFIN20041129_020355_000000372032_00289_14371_6497.N1	29-NOV-2004 02:03:55	Bright	37.000	180	27Gam Boo	3.0400	8000.0	74	14371	No

43	GOM_NL__2PRFIN20041129_020656_000000372032_00289_14371_6498.N1	29-NOV-2004 02:06:56	Bright	36.500	83		2.3780	11000.	73	14371	No
44	GOM_NL__2PRFIN20041129_020927_000000362032_00289_14371_6499.N1	29-NOV-2004 02:09:27	Bright	36.000	3	16Alp Boo	-0.050000	4250.0	72	14371	No
45	GOM_NL__2PRFIN20041129_021251_000000702032_00289_14371_6500.N1	29-NOV-2004 02:12:51	Bright	69.500	96	68Del Leo	2.5600	9300.0	139	14371	No
46	GOM_NL__2PRFIN20041129_021751_00000222032_00289_14371_6501.N1	29-NOV-2004 02:17:51	Straylight	222.00	51	41Gam1Leo	2.0100	4500.0	444	14371	No
47	GOM_NL__2PRFIN20041129_022331_000000502032_00289_14371_6502.N1	29-NOV-2004 02:23:31	Twilight	49.500	106	9Bet Crv	2.6480	5600.0	99	14371	No
48	GOM_NL__2PRFIN20041129_022540_000000422032_00289_14371_6503.N1	29-NOV-2004 02:25:40	Dark	42.000	123	1ot Cen	2.7500	10200.	84	14371	No
49	GOM_NL__2PRFIN20041129_022946_000000392032_00289_14371_6504.N1	29-NOV-2004 02:29:46	Dark	39.000	77	Eps Cen	2.3030	28000.	78	14371	No
50	GOM_NL__2PRFIN20041129_023126_000000472032_00289_14371_6505.N1	29-NOV-2004 02:31:26	Dark	47.000	10	Bet Cen	0.61000	28000.	94	14371	No
51	GOM_NL__2PRFIN20041129_023315_000000432032_00290_14372_6472.N1	29-NOV-2004 02:33:15	Dark	42.500	12	Alp1Cru	0.77500	30000.	85	14372	No
52	GOM_NL__2PRFIN20041129_024033_000000462032_00290_14372_6473.N1	29-NOV-2004 02:40:33	Dark	46.000	41	Eps Car	1.8600	4100.0	92	14372	No
53	GOM_NL__2PRFIN20041129_024226_000000532032_00290_14372_6474.N1	29-NOV-2004 02:42:26	Dark	52.500	34	Gam2Vel	1.7930	23000.	105	14372	No
54	GOM_NL__2PRFIN20041129_024408_000000592032_00290_14372_6475.N1	29-NOV-2004 02:44:08	Dark	59.000	70	Zet Pup	2.2460	39000.	118	14372	No
55	GOM_NL__2PRFIN20041129_024556_000000522032_00290_14372_6476.N1	29-NOV-2004 02:45:56	Dark	52.000	2	Alp Car	-0.73600	7000.0	104	14372	No
56	GOM_NL__2PRFIN20041129_024740_000000682032_00290_14372_6477.N1	29-NOV-2004 02:47:40	Dark	67.500	117	Pi Pup	2.7060	3800.0	135	14372	No
57	GOM_NL__2PRFIN20041129_025133_000000712032_00290_14372_6478.N1	29-NOV-2004 02:51:33	Dark	70.500	23	21Eps CMa	1.5020	26000.	141	14372	No
58	GOM_NL__2PRFIN20041129_025344_000000772032_00290_14372_6479.N1	29-NOV-2004 02:53:44	Straylight	76.500	179	24Omi2CMa	3.0320	24000.	153	14372	No
59	GOM_NL__2PRFIN20041129_025810_000000952032_00290_14372_6480.N1	29-NOV-2004 02:58:10	Straylight	95.000	1	9Alp CMa	-1.4400	11000.	190	14372	No
60	GOM_NL__2PRFIN20041129_030156_000000622032_00290_14372_6481.N1	29-NOV-2004 03:01:56	Straylight	62.000	7	19Bet Ori	0.10000	14000.	124	14372	No
61	GOM_NL__2PRFIN20041129_030506_000000672032_00290_14372_6482.N1	29-NOV-2004 03:05:06	Tw_i_and_stray	67.000	30	46Eps Ori	1.6940	30000.	134	14372	No
62	GOM_NL__2PRFIN20041129_030752_000000662032_00290_14372_6483.N1	29-NOV-2004 03:07:52	Tw_i_and_stray	66.000	27	24Gam Ori	1.6360	26000.	132	14372	No
63	GOM_NL__2PRFIN20041129_031003_000000622032_00290_14372_6484.N1	29-NOV-2004 03:10:03	Bright	61.500	13	87Alp Tau	0.86700	3800.0	123	14372	No
64	GOM_NL__2PRFIN20041129_031135_000000402032_00290_14372_6485.N1	29-NOV-2004 03:11:35	Bright	40.000	146	25Eta Tau	2.8730	15200.	80	14372	No
65	GOM_NL__2PRFIN20041129_031357_000000412032_00290_14372_6486.N1	29-NOV-2004 03:13:57	Bright	41.000	150	44Zet Per	2.8900	28000.	82	14372	No
66	GOM_NL__2PRFIN20041129_031609_000000382032_00290_14372_6487.N1	29-NOV-2004 03:16:09	Bright	37.500	79	26Bet Per	2.3100	13100.	75	14372	No
67	GOM_NL__2PRFIN20041129_031825_000000382032_00290_14372_6488.N1	29-NOV-2004 03:18:25	Bright	38.000	175	39Del Per	3.0100	19400.	76	14372	No
68	GOM_NL__2PRFIN20041129_031941_000000382032_00290_14372_6489.N1	29-NOV-2004 03:19:41	Bright	38.000	160	23Gam Per	2.9300	4700.0	76	14372	No
69	GOM_NL__2PRFIN20041129_032155_000000382032_00290_14372_6490.N1	29-NOV-2004 03:21:55	Bright	37.500	110	37Del Cas	2.6780	8900.0	75	14372	No
70	GOM_NL__2PRFIN20041129_032943_000000382032_00290_14372_6491.N1	29-NOV-2004 03:29:43	Bright	38.000	49	1Alp UMi	1.9900	6300.0	76	14372	No
71	GOM_NL__2PRFIN20041129_033420_000000412032_00290_14372_6492.N1	29-NOV-2004 03:34:20	Bright	41.000	60	7Bet UMi	2.0810	3950.0	82	14372	No
72	GOM_NL__2PRFIN20041129_033631_000000482032_00290_14372_6493.N1	29-NOV-2004 03:36:31	Bright	48.000	36	50Alp UMa	1.8000	6300.0	96	14372	No
73	GOM_NL__2PRFIN20041129_033808_000000462032_00290_14372_6494.N1	29-NOV-2004 03:38:08	Bright	45.500	82	48Bet UMa	2.3650	10600.	91	14372	No
74	GOM_NL__2PRFIN20041129_034001_000000402032_00290_14372_6495.N1	29-NOV-2004 03:40:01	Bright	40.000	55	79Zet UMa	2.0600	10200.	80	14372	No
75	GOM_NL__2PRFIN20041129_034140_000000402032_00290_14372_6496.N1	29-NOV-2004 03:41:40	Bright	39.500	39	85Eta UMa	1.8540	24000.	79	14372	No
76	GOM_NL__2PRFIN20041129_034429_000000392032_00290_14372_6497.N1	29-NOV-2004 03:44:29	Bright	39.000	180	27Gam Boo	3.0400	8000.0	78	14372	No
77	GOM_NL__2PRFIN20041129_034731_000000372032_00290_14372_6498.N1	29-NOV-2004 03:47:31	Bright	37.000	83		2.3780	11000.	74	14372	No
78	GOM_NL__2PRFIN20041129_035003_000000362032_00290_14372_6499.N1	29-NOV-2004 03:50:03	Bright	35.500	3	16Alp Boo	-0.050000	4250.0	71	14372	No
79	GOM_NL__2PRFIN20041129_035328_000000692032_00290_14372_6500.N1	29-NOV-2004 03:53:28	Bright	69.000	96	68Del Leo	2.5600	9300.0	138	14372	No
80	GOM_NL__2PRFIN20041129_035830_000002552032_00290_14372_6501.N1	29-NOV-2004 03:58:30	Straylight	255.00	51	41Gam1Leo	2.0100	4500.0	510	14372	No
81	GOM_NL__2PRFIN20041129_040408_000000512032_00290_14372_6502.N1	29-NOV-2004 04:04:08	Twilight	50.500	106	9Bet Crv	2.6480	5600.0	101	14372	No
82	GOM_NL__2PRFIN20041129_040614_000000452032_00290_14372_6503.N1	29-NOV-2004 04:06:14	Dark	45.000	123	1ot Cen	2.7500	10200.	90	14372	No
83	GOM_NL__2PRFIN20041129_041022_000000372032_00290_14372_6504.N1	29-NOV-2004 04:10:22	Dark	37.000	77	Eps Cen	2.3030	28000.	74	14372	No
84	GOM_NL__2PRFIN20041129_041202_000000462032_00290_14372_6505.N1	29-NOV-2004 04:12:02	Dark	46.000	10	Bet Cen	0.61000	28000.	92	14372	No
85	GOM_NL__2PRFIN20041129_041351_000000442032_00291_14373_6472.N1	29-NOV-2004 04:13:51	Dark	44.000	12	Alp1Cru	0.77500	30000.	88	14373	No
86	GOM_NL__2PRFIN20041129_042109_000000582032_00291_14373_6473.N1	29-NOV-2004 04:21:09	Dark	58.000	41	Eps Car	1.8600	4100.0	116	14373	No
87	GOM_NL__2PRFIN20041129_042303_000000542032_00291_14373_6474.N1	29-NOV-2004 04:23:03	Dark	54.000	34	Gam2Vel	1.7930	23000.	108	14373	No
88	GOM_NL__2PRFIN20041129_042443_000000602032_00291_14373_6475.N1	29-NOV-2004 04:24:43	Dark	59.500	70	Zet Pup	2.2460	39000.	119	14373	No
89	GOM_NL__2PRFIN20041129_042632_000000582032_00291_14373_6476.N1	29-NOV-2004 04:26:32	Dark	58.000	2	Alp Car	-0.73600	7000.0	116	14373	No
90	GOM_NL__2PRFIN20041129_042816_000000722032_00291_14373_6477.N1	29-NOV-2004 04:28:16	Dark	71.500	117	Pi Pup	2.7060	3800.0	143	14373	No
91	GOM_NL__2PRFIN20041129_043209_000000742032_00291_14373_6478.N1	29-NOV-2004 04:32:09	Dark	74.000	23	21Eps CMa	1.5020	26000.	148	14373	No
92	GOM_NL__2PRFIN20041129_043420_000000792032_00291_14373_6479.N1	29-NOV-2004 04:34:20	Straylight	79.000	179	24Omi2CMa	3.0320	24000.	158	14373	No
93	GOM_NL__2PRFIN20041129_043846_000000972032_00291_14373_6480.N1	29-NOV-2004 04:38:46	Straylight	97.000	1	9Alp CMa	-1.4400	11000.	194	14373	No
94	GOM_NL__2PRFIN20041129_044230_000000632032_00291_14373_6481.N1	29-NOV-2004 04:42:30	Straylight	63.000	7	19Bet Ori	0.10000	14000.	126	14373	No
95	GOM_NL__2PRFIN20041129_044542_000000652032_00291_14373_6482.N1	29-NOV-2004 04:45:42	Tw_i_and_stray	64.500	30	46Eps Ori	1.6940	30000.	129	14373	No
96	GOM_NL__2PRFIN20041129_044828_000000642032_00291_14373_6483.N1	29-NOV-2004 04:48:28	Tw_i_and_stray	63.500	27	24Gam Ori	1.6360	26000.	127	14373	No
97	GOM_NL__2PRFIN20041129_045038_000000572032_00291_14373_6484.N1	29-NOV-2004 04:50:38	Bright	57.000	13	87Alp Tau	0.86700	3800.0	114	14373	No
98	GOM_NL__2PRFIN20041129_045210_000000422032_00291_14373_6485.N1	29-NOV-2004 04:52:10	Bright	42.000	146	25Eta Tau	2.8730	15200.	84	14373	No
99	GOM_NL__2PRFIN20041129_045434_000000402032_00291_14373_6486.N1	29-NOV-2004 04:54:34	Bright	40.000	150	44Zet Per	2.8900	28000.	80	14373	No
100	GOM_NL__2PRFIN20041129_045644_000000392032_00291_14373_6487.N1	29-NOV-2004 04:56:44	Bright	39.000	79	26Bet Per	2.3100	13100.	78	14373	No
101	GOM_NL__2PRFIN20041129_045900_000000392032_00291_14373_6488.N1	29-NOV-2004 04:59:00	Bright	38.500	175	39Del Per	3.0100	19400.	77	14373	No

102	GOM_NL__2PRFIN20041129_050018_000000372032_00291_14373_6489.N1	29-NOV-2004 05:00:18	Bright	37.000	160	23Gam Per	2.9300	4700.0	74	14373	No
103	GOM_NL__2PRFIN20041129_050231_000000382032_00291_14373_6490.N1	29-NOV-2004 05:02:31	Bright	38.000	110	37Del Cas	2.6780	8900.0	76	14373	No
104	GOM_NL__2PRFIN20041129_051019_000000372032_00291_14373_6491.N1	29-NOV-2004 05:10:19	Bright	36.500	49	1Alp UMi	1.9900	6300.0	73	14373	No
105	GOM_NL__2PRFIN20041129_051458_000000412032_00291_14373_6492.N1	29-NOV-2004 05:14:58	Bright	41.000	60	7Bet UMi	2.0810	3950.0	82	14373	No
106	GOM_NL__2PRFIN20041129_051706_000000482032_00291_14373_6493.N1	29-NOV-2004 05:17:06	Bright	48.000	36	50Alp UMa	1.8000	6300.0	96	14373	No
107	GOM_NL__2PRFIN20041129_051843_000000482032_00291_14373_6494.N1	29-NOV-2004 05:18:43	Bright	48.000	82	48Bet UMa	2.3650	10600.	96	14373	No
108	GOM_NL__2PRFIN20041129_052038_000000392032_00291_14373_6495.N1	29-NOV-2004 05:20:38	Bright	39.000	55	79Zet UMa	2.0600	10200.	78	14373	No
109	GOM_NL__2PRFIN20041129_052216_000000382032_00291_14373_6496.N1	29-NOV-2004 05:22:16	Bright	37.500	39	85Eta UMa	1.8540	24000.	75	14373	No
110	GOM_NL__2PRFIN20041129_052507_000000522032_00291_14373_6497.N1	29-NOV-2004 05:25:07	Bright	52.000	180	27Gam Boo	3.0400	8000.0	104	14373	No
111	GOM_NL__2PRFIN20041129_052807_000000372032_00291_14373_6498.N1	29-NOV-2004 05:28:07	Bright	37.000	83		2.3780	11000.	74	14373	No
112	GOM_NL__2PRFIN20041129_053039_000000372032_00291_14373_6499.N1	29-NOV-2004 05:30:39	Bright	36.500	3	16Alp Boo	-0.050000	4250.0	73	14373	No
113	GOM_NL__2PRFIN20041129_053404_000000702032_00291_14373_6500.N1	29-NOV-2004 05:34:04	Bright	70.000	96	68Del Leo	2.5600	9300.0	140	14373	No
114	GOM_NL__2PRFIN20041129_053909_000002022032_00291_14373_6501.N1	29-NOV-2004 05:39:09	Straylight	201.50	51	41Gam1Leo	2.0100	4500.0	403	14373	No
115	GOM_NL__2PRFIN20041129_054444_000000522032_00291_14373_6502.N1	29-NOV-2004 05:44:44	Twilight	51.500	106	9Bet Crv	2.6480	5600.0	103	14373	No
116	GOM_NL__2PRFIN20041129_054652_000000432032_00291_14373_6503.N1	29-NOV-2004 05:46:52	Dark	43.000	123	1ot Cen	2.7500	10200.	86	14373	No
117	GOM_NL__2PRFIN20041129_055058_000000412032_00291_14373_6504.N1	29-NOV-2004 05:50:58	Dark	40.500	77	Eps Cen	2.3030	28000.	81	14373	No
118	GOM_NL__2PRFIN20041129_055238_000000432032_00291_14373_6505.N1	29-NOV-2004 05:52:38	Dark	43.000	10	Bet Cen	0.61000	28000.	86	14373	No
119	GOM_NL__2PRFIN20041129_055429_000000432032_00292_14374_6472.N1	29-NOV-2004 05:54:29	Dark	42.500	12	Alp1Cru	0.77500	30000.	85	14374	No
120	GOM_NL__2PRFIN20041129_060146_000000482032_00292_14374_6473.N1	29-NOV-2004 06:01:46	Dark	48.000	41	Eps Car	1.8600	4100.0	96	14374	No
121	GOM_NL__2PRFIN20041129_060340_000000502032_00292_14374_6474.N1	29-NOV-2004 06:03:40	Dark	49.500	34	Gam2Vel	1.7930	23000.	99	14374	No
122	GOM_NL__2PRFIN20041129_060520_000000582032_00292_14374_6475.N1	29-NOV-2004 06:05:20	Dark	58.000	70	Zet Pup	2.2460	39000.	116	14374	No
123	GOM_NL__2PRFIN20041129_060710_000000542032_00292_14374_6476.N1	29-NOV-2004 06:07:10	Dark	53.500	2	Alp Car	-0.73600	7000.0	107	14374	No
124	GOM_NL__2PRFIN20041129_060852_000000672032_00292_14374_6477.N1	29-NOV-2004 06:08:52	Dark	67.000	117	Pi Pup	2.7060	3800.0	134	14374	No
125	GOM_NL__2PRFIN20041129_061245_000000722032_00292_14374_6478.N1	29-NOV-2004 06:12:45	Dark	72.000	23	21Eps CMa	1.5020	26000.	144	14374	No
126	GOM_NL__2PRFIN20041129_061455_000000812032_00292_14374_6479.N1	29-NOV-2004 06:14:55	Straylight	81.000	179	24Omi2CMa	3.0320	24000.	162	14374	No
127	GOM_NL__2PRFIN20041129_061922_000001142032_00292_14374_6480.N1	29-NOV-2004 06:19:22	Straylight	114.00	1	9Alp CMa	-1.4400	11000.	228	14374	No
128	GOM_NL__2PRFIN20041129_062308_000000632032_00292_14374_6481.N1	29-NOV-2004 06:23:08	Straylight	62.500	7	19Bet Ori	0.10000	14000.	125	14374	No
129	GOM_NL__2PRFIN20041129_062617_000000702032_00292_14374_6482.N1	29-NOV-2004 06:26:17	Tw_i_and_stray	69.500	30	46Eps Ori	1.6940	30000.	139	14374	No
130	GOM_NL__2PRFIN20041129_062903_000000662032_00292_14374_6483.N1	29-NOV-2004 06:29:03	Tw_i_and_stray	65.500	27	24Gam Ori	1.6360	26000.	131	14374	No
131	GOM_NL__2PRFIN20041129_063114_000000612032_00292_14374_6484.N1	29-NOV-2004 06:31:14	Bright	60.500	13	87Alp Tau	0.86700	3800.0	121	14374	No
132	GOM_NL__2PRFIN20041129_063246_000000422032_00292_14374_6485.N1	29-NOV-2004 06:32:46	Bright	42.000	146	25Eta Tau	2.8730	15200.	84	14374	No
133	GOM_NL__2PRFIN20041129_063509_000000422032_00292_14374_6486.N1	29-NOV-2004 06:35:09	Bright	41.500	150	44Zet Per	2.8900	28000.	83	14374	No
134	GOM_NL__2PRFIN20041129_063720_000000392032_00292_14374_6487.N1	29-NOV-2004 06:37:20	Bright	38.500	79	26Bet Per	2.3100	13100.	77	14374	No
135	GOM_NL__2PRFIN20041129_063937_000000392032_00292_14374_6488.N1	29-NOV-2004 06:39:37	Bright	38.500	175	39Del Per	3.0100	19400.	77	14374	No
136	GOM_NL__2PRFIN20041129_064054_000000392032_00292_14374_6489.N1	29-NOV-2004 06:40:54	Bright	38.500	160	23Gam Per	2.9300	4700.0	77	14374	No
137	GOM_NL__2PRFIN20041129_064308_000000372032_00292_14374_6490.N1	29-NOV-2004 06:43:08	Bright	37.000	110	37Del Cas	2.6780	8900.0	74	14374	No
138	GOM_NL__2PRFIN20041129_065055_000000392032_00292_14374_6491.N1	29-NOV-2004 06:50:55	Bright	38.500	49	1Alp UMi	1.9900	6300.0	77	14374	No
139	GOM_NL__2PRFIN20041129_065532_000000402032_00292_14374_6492.N1	29-NOV-2004 06:55:32	Bright	39.500	60	7Bet UMi	2.0810	3950.0	79	14374	No
140	GOM_NL__2PRFIN20041129_065743_000000422032_00292_14374_6493.N1	29-NOV-2004 06:57:43	Bright	41.500	36	50Alp UMa	1.8000	6300.0	83	14374	No
141	GOM_NL__2PRFIN20041129_065919_000000472032_00292_14374_6494.N1	29-NOV-2004 06:59:19	Bright	46.500	82	48Bet UMa	2.3650	10600.	93	14374	No
142	GOM_NL__2PRFIN20041129_070114_000000392032_00292_14374_6495.N1	29-NOV-2004 07:01:14	Bright	39.000	55	79Zet UMa	2.0600	10200.	78	14374	No
143	GOM_NL__2PRFIN20041129_070253_000000392032_00292_14374_6496.N1	29-NOV-2004 07:02:53	Bright	38.500	39	85Eta UMa	1.8540	24000.	77	14374	No
144	GOM_NL__2PRFIN20041129_070543_000000372032_00292_14374_6497.N1	29-NOV-2004 07:05:43	Bright	36.500	180	27Gam Boo	3.0400	8000.0	73	14374	No
145	GOM_NL__2PRFIN20041129_070844_000000352032_00292_14374_6498.N1	29-NOV-2004 07:08:44	Bright	35.000	83		2.3780	11000.	70	14374	No
146	GOM_NL__2PRFIN20041129_071115_000000362032_00292_14374_6499.N1	29-NOV-2004 07:11:15	Bright	35.500	3	16Alp Boo	-0.050000	4250.0	71	14374	No
147	GOM_NL__2PRFIN20041129_071441_000000692032_00292_14374_6500.N1	29-NOV-2004 07:14:41	Bright	69.000	96	68Del Leo	2.5600	9300.0	138	14374	No
148	GOM_NL__2PRFIN20041129_071948_000002182032_00292_14374_6501.N1	29-NOV-2004 07:19:48	Straylight	218.00	51	41Gam1Leo	2.0100	4500.0	436	14374	No
149	GOM_NL__2PRFIN20041129_072521_000000492032_00292_14374_6502.N1	29-NOV-2004 07:25:21	Twilight	48.500	106	9Bet Crv	2.6480	5600.0	97	14374	No
150	GOM_NL__2PRFIN20041129_072728_000000422032_00292_14374_6503.N1	29-NOV-2004 07:27:28	Dark	42.000	123	1ot Cen	2.7500	10200.	84	14374	No
151	GOM_NL__2PRFIN20041129_073135_000000402032_00292_14374_6504.N1	29-NOV-2004 07:31:35	Dark	40.000	77	Eps Cen	2.3030	28000.	80	14374	No
152	GOM_NL__2PRFIN20041129_073314_000000442032_00292_14374_6505.N1	29-NOV-2004 07:33:14	Dark	43.500	10	Bet Cen	0.61000	28000.	87	14374	No
153	GOM_NL__2PRFIN20041129_073505_000000452032_00293_14375_6472.N1	29-NOV-2004 07:35:05	Dark	44.500	12	Alp1Cru	0.77500	30000.	89	14375	No
154	GOM_NL__2PRFIN20041129_074223_000000442032_00293_14375_6473.N1	29-NOV-2004 07:42:23	Dark	44.000	41	Eps Car	1.8600	4100.0	88	14375	No
155	GOM_NL__2PRFIN20041129_074417_000000522032_00293_14375_6474.N1	29-NOV-2004 07:44:17	Dark	52.000	34	Gam2Vel	1.7930	23000.	104	14375	No
156	GOM_NL__2PRFIN20041129_074747_000000582032_00293_14375_6475.N1	29-NOV-2004 07:47:47	Dark	58.000	2	Alp Car	-0.73600	7000.0	116	14375	No
157	GOM_NL__2PRFIN20041129_074931_000000672032_00293_14375_6476.N1	29-NOV-2004 07:49:31	Dark	67.000	117	Pi Pup	2.7060	3800.0	134	14375	No
158	GOM_NL__2PRFIN20041129_075320_000000752032_00293_14375_6477.N1	29-NOV-2004 07:53:20	Dark	74.500	23	21Eps CMa	1.5020	26000.	149	14375	No
159	GOM_NL__2PRFIN20041129_075531_000000792032_00293_14375_6478.N1	29-NOV-2004 07:55:31	Straylight	79.000	179	24Omi2CMa	3.0320	24000.	158	14375	No
160	GOM_NL__2PRFIN20041129_075958_000001142032_00293_14375_6479.N1	29-NOV-2004 07:59:58	Straylight	114.00	1	9Alp CMa	-1.4400	11000.	228	14375	No

161	GOM_NL__2PRFIN20041129_080343_000000702032_00293_14375_6480.N1	29-NOV-2004 08:03:43	Straylight	70.000	7	19Bet Ori	0.10000	14000.	140	14375	No
162	GOM_NL__2PRFIN20041129_080652_000000692032_00293_14375_6481.N1	29-NOV-2004 08:06:52	Twilight_stray	68.500	30	46Eps Ori	1.6940	30000.	137	14375	No
163	GOM_NL__2PRFIN20041129_080937_000000662032_00293_14375_6482.N1	29-NOV-2004 08:09:37	Twilight_stray	65.500	27	24Gam Ori	1.6360	26000.	131	14375	No
164	GOM_NL__2PRFIN20041129_081149_000000572032_00293_14375_6483.N1	29-NOV-2004 08:11:49	Bright	57.000	13	87Alp Tau	0.86700	3800.0	114	14375	No
165	GOM_NL__2PRFIN20041129_081322_000000412032_00293_14375_6484.N1	29-NOV-2004 08:13:22	Bright	40.500	146	25Eta Tau	2.8730	15200.	81	14375	No
166	GOM_NL__2PRFIN20041129_081545_000000422032_00293_14375_6485.N1	29-NOV-2004 08:15:45	Bright	41.500	150	44Zet Per	2.8900	28000.	83	14375	No
167	GOM_NL__2PRFIN20041129_081756_000000392032_00293_14375_6486.N1	29-NOV-2004 08:17:56	Bright	38.500	79	26Bet Per	2.3100	13100.	77	14375	No
168	GOM_NL__2PRFIN20041129_082012_000000382032_00293_14375_6487.N1	29-NOV-2004 08:20:12	Bright	37.500	175	39Del Per	3.0100	19400.	75	14375	No
169	GOM_NL__2PRFIN20041129_082129_000000392032_00293_14375_6488.N1	29-NOV-2004 08:21:29	Bright	38.500	160	23Gam Per	2.9300	4700.0	77	14375	No
170	GOM_NL__2PRFIN20041129_082344_000000402032_00293_14375_6489.N1	29-NOV-2004 08:23:44	Bright	39.500	110	37Del Cas	2.6780	8900.0	79	14375	No
171	GOM_NL__2PRFIN20041129_083131_000000372032_00293_14375_6490.N1	29-NOV-2004 08:31:31	Bright	37.000	49	1Alp UMi	1.9900	6300.0	74	14375	No
172	GOM_NL__2PRFIN20041129_083610_000000432032_00293_14375_6491.N1	29-NOV-2004 08:36:10	Bright	43.000	60	7Bet UMi	2.0810	3950.0	86	14375	No
173	GOM_NL__2PRFIN20041129_083818_000000472032_00293_14375_6492.N1	29-NOV-2004 08:38:18	Bright	46.500	36	50Alp UMa	1.8000	6300.0	93	14375	No
174	GOM_NL__2PRFIN20041129_083955_000000482032_00293_14375_6493.N1	29-NOV-2004 08:39:55	Bright	48.000	82	48Bet UMa	2.3650	10600.	96	14375	No
175	GOM_NL__2PRFIN20041129_084150_000000412032_00293_14375_6494.N1	29-NOV-2004 08:41:50	Bright	40.500	55	79Zet UMa	2.0600	10200.	81	14375	No
176	GOM_NL__2PRFIN20041129_084329_000000382032_00293_14375_6495.N1	29-NOV-2004 08:43:29	Bright	38.000	39	85Eta UMa	1.8540	24000.	76	14375	No
177	GOM_NL__2PRFIN20041129_084921_000000352032_00293_14375_6496.N1	29-NOV-2004 08:49:21	Bright	35.000	83		2.3780	11000.	70	14375	No
178	GOM_NL__2PRFIN20041129_085152_000000362032_00293_14375_6497.N1	29-NOV-2004 08:51:52	Bright	35.500	3	16Alp Boo	-0.050000	4250.0	71	14375	No
179	GOM_NL__2PRFIN20041129_085518_000000672032_00293_14375_6498.N1	29-NOV-2004 08:55:18	Bright	67.000	96	68Del Leo	2.5600	9300.0	134	14375	No
180	GOM_NL__2PRFIN20041129_090027_000002312032_00293_14375_6499.N1	29-NOV-2004 09:00:27	Straylight	231.00	51	41Gam1Leo	2.0100	4500.0	462	14375	No
181	GOM_NL__2PRFIN20041129_090650_000000522032_00293_14375_6500.N1	29-NOV-2004 09:06:50	Dark	51.500	171	2Eps Crv	3.0010	4250.0	103	14375	No
182	GOM_NL__2PRFIN20041129_091210_000000422032_00293_14375_6501.N1	29-NOV-2004 09:12:10	Dark	41.500	77	Eps Cen	2.3030	28000.	83	14375	No
183	GOM_NL__2PRFIN20041129_091350_000000502032_00293_14375_6502.N1	29-NOV-2004 09:13:50	Dark	49.500	10	Bet Cen	0.61000	28000.	99	14375	No
184	GOM_NL__2PRFIN20041129_091542_000000412032_00294_14376_6472.N1	29-NOV-2004 09:15:42	Dark	41.000	12	Alp1Cru	0.77500	30000.	82	14376	No
185	GOM_NL__2PRFIN20041129_092300_000000532032_00294_14376_6473.N1	29-NOV-2004 09:23:00	Dark	52.500	41	Eps Car	1.8600	4100.0	105	14376	No
186	GOM_NL__2PRFIN20041129_092453_000000512032_00294_14376_6474.N1	29-NOV-2004 09:24:53	Dark	51.000	34	Gam2Vel	1.7930	23000.	102	14376	No
187	GOM_NL__2PRFIN20041129_092823_000000512032_00294_14376_6475.N1	29-NOV-2004 09:28:23	Dark	50.500	2	Alp Car	-0.73600	7000.0	101	14376	No
188	GOM_NL__2PRFIN20041129_093006_000000692032_00294_14376_6476.N1	29-NOV-2004 09:30:06	Dark	69.000	117	Pi Pup	2.7060	3800.0	138	14376	No
189	GOM_NL__2PRFIN20041129_093357_000000772032_00294_14376_6477.N1	29-NOV-2004 09:33:57	Dark	77.000	23	21Eps CMa	1.5020	26000.	154	14376	No
190	GOM_NL__2PRFIN20041129_093609_000000752032_00294_14376_6478.N1	29-NOV-2004 09:36:09	Straylight	74.500	179	24Omi2CMa	3.0320	24000.	149	14376	No
191	GOM_NL__2PRFIN20041129_094034_000001042032_00294_14376_6479.N1	29-NOV-2004 09:40:34	Straylight	103.50	1	9Alp CMa	-1.4400	11000.	207	14376	No
192	GOM_NL__2PRFIN20041129_094419_000000672032_00294_14376_6480.N1	29-NOV-2004 09:44:19	Straylight	66.500	7	19Bet Ori	0.10000	14000.	133	14376	No
193	GOM_NL__2PRFIN20041129_094728_000000692032_00294_14376_6481.N1	29-NOV-2004 09:47:28	Twilight_stray	68.500	30	46Eps Ori	1.6940	30000.	137	14376	No
194	GOM_NL__2PRFIN20041129_095013_000000662032_00294_14376_6482.N1	29-NOV-2004 09:50:13	Twilight_stray	65.500	27	24Gam Ori	1.6360	26000.	131	14376	No
195	GOM_NL__2PRFIN20041129_095225_000000642032_00294_14376_6483.N1	29-NOV-2004 09:52:25	Bright	64.000	13	87Alp Tau	0.86700	3800.0	128	14376	No
196	GOM_NL__2PRFIN20041129_095358_000000402032_00294_14376_6484.N1	29-NOV-2004 09:53:58	Bright	40.000	146	25Eta Tau	2.8730	15200.	80	14376	No
197	GOM_NL__2PRFIN20041129_095621_000000412032_00294_14376_6485.N1	29-NOV-2004 09:56:21	Bright	40.500	150	44Zet Per	2.8900	28000.	81	14376	No
198	GOM_NL__2PRFIN20041129_095832_000000392032_00294_14376_6486.N1	29-NOV-2004 09:58:32	Bright	38.500	79	26Bet Per	2.3100	13100.	77	14376	No
199	GOM_NL__2PRFIN20041129_100048_000000382032_00294_14376_6487.N1	29-NOV-2004 10:00:48	Bright	38.000	175	39Del Per	3.0100	19400.	76	14376	No
200	GOM_NL__2PRFIN20041129_100206_000000372032_00294_14376_6488.N1	29-NOV-2004 10:02:06	Bright	37.000	160	23Gam Per	2.9300	4700.0	74	14376	No
201	GOM_NL__2PRFIN20041129_100421_000000382032_00294_14376_6489.N1	29-NOV-2004 10:04:21	Bright	37.500	110	37Del Cas	2.6780	8900.0	75	14376	No
202	GOM_NL__2PRFIN20041129_101207_000000382032_00294_14376_6490.N1	29-NOV-2004 10:12:07	Bright	37.500	49	1Alp UMi	1.9900	6300.0	75	14376	No
203	GOM_NL__2PRFIN20041129_101646_000000392032_00294_14376_6491.N1	29-NOV-2004 10:16:46	Bright	38.500	60	7Bet UMi	2.0810	3950.0	77	14376	No
204	GOM_NL__2PRFIN20041129_101854_000000472032_00294_14376_6492.N1	29-NOV-2004 10:18:54	Bright	46.500	36	50Alp UMa	1.8000	6300.0	93	14376	No
205	GOM_NL__2PRFIN20041129_102030_000000462032_00294_14376_6493.N1	29-NOV-2004 10:20:30	Bright	45.500	82	48Bet UMa	2.3650	10600.	91	14376	No
206	GOM_NL__2PRFIN20041129_102225_000000372032_00294_14376_6494.N1	29-NOV-2004 10:22:25	Bright	37.000	55	79Zet UMa	2.0600	10200.	74	14376	No
207	GOM_NL__2PRFIN20041129_102404_000000382032_00294_14376_6495.N1	29-NOV-2004 10:24:04	Bright	37.500	39	85Eta UMa	1.8540	24000.	75	14376	No
208	GOM_NL__2PRFIN20041129_102655_000000372032_00294_14376_6496.N1	29-NOV-2004 10:26:55	Bright	37.000	180	27Gam Boo	3.0400	8000.0	74	14376	No
209	GOM_NL__2PRFIN20041129_102957_000000362032_00294_14376_6497.N1	29-NOV-2004 10:29:57	Bright	35.500	83		2.3780	11000.	71	14376	No
210	GOM_NL__2PRFIN20041129_103228_000000362032_00294_14376_6498.N1	29-NOV-2004 10:32:28	Bright	36.000	3	16Alp Boo	-0.050000	4250.0	72	14376	No
211	GOM_NL__2PRFIN20041129_103554_000000712032_00294_14376_6499.N1	29-NOV-2004 10:35:54	Bright	70.500	96	68Del Leo	2.5600	9300.0	141	14376	No
212	GOM_NL__2PRFIN20041129_104105_000002272032_00294_14376_6500.N1	29-NOV-2004 10:41:05	Straylight	227.00	51	41Gam1Leo	2.0100	4500.0	454	14376	No
213	GOM_NL__2PRFIN20041129_104726_000000512032_00294_14376_6501.N1	29-NOV-2004 10:47:26	Dark	51.000	171	2Eps Crv	3.0010	4250.0	102	14376	No
214	GOM_NL__2PRFIN20041129_105246_000000382032_00294_14376_6502.N1	29-NOV-2004 10:52:46	Dark	38.000	77	Eps Cen	2.3030	28000.	76	14376	No
215	GOM_NL__2PRFIN20041129_105426_000000452032_00294_14376_6503.N1	29-NOV-2004 10:54:26	Dark	45.000	10	Bet Cen	0.61000	28000.	90	14376	No
216	GOM_NL__2PRFIN20041129_105618_000000412032_00295_14377_6472.N1	29-NOV-2004 10:56:18	Dark	40.500	12	Alp1Cru	0.77500	30000.	81	14377	No
217	GOM_NL__2PRFIN20041129_110336_000000462032_00295_14377_6473.N1	29-NOV-2004 11:03:36	Dark	46.000	41	Eps Car	1.8600	4100.0	92	14377	No
218	GOM_NL__2PRFIN20041129_110531_000000502032_00295_14377_6474.N1	29-NOV-2004 11:05:31	Dark	50.000	34	Gam2Vel	1.7930	23000.	100	14377	No
219	GOM_NL__2PRFIN20041129_110859_000000572032_00295_14377_6475.N1	29-NOV-2004 11:08:59	Dark	57.000	2	Alp Car	-0.73600	7000.0	114	14377	No

220	GOM_NL__2PRFIN20041129_111043_000000662032_00295_14377_6476.N1	29-NOV-2004 11:10:43	Dark	65.500	117	Pi Pup	2.7060	3800.0	131	14377	No
221	GOM_NL__2PRFIN20041129_111435_000000742032_00295_14377_6477.N1	29-NOV-2004 11:14:35	Dark	74.000	23	21Eps CMa	1.5020	26000.	148	14377	No
222	GOM_NL__2PRFIN20041129_111646_000000762032_00295_14377_6478.N1	29-NOV-2004 11:16:46	Straylight	76.000	179	24Omi2CMa	3.0320	24000.	152	14377	No
223	GOM_NL__2PRFIN20041129_112110_000000972032_00295_14377_6479.N1	29-NOV-2004 11:21:10	Straylight	96.500	1	9Alp CMa	-1.4400	11000.	193	14377	No
224	GOM_NL__2PRFIN20041129_112453_000000652032_00295_14377_6480.N1	29-NOV-2004 11:24:53	Straylight	65.000	7	19Bet Ori	0.10000	14000.	130	14377	No
225	GOM_NL__2PRFIN20041129_112804_000000642032_00295_14377_6481.N1	29-NOV-2004 11:28:04	Twi_and_stray	64.000	30	46Eps Ori	1.6940	30000.	128	14377	No
226	GOM_NL__2PRFIN20041129_113048_000000652032_00295_14377_6482.N1	29-NOV-2004 11:30:48	Twi_and_stray	65.000	27	24Gam Ori	1.6360	26000.	130	14377	No
227	GOM_NL__2PRFIN20041129_113301_000000582032_00295_14377_6483.N1	29-NOV-2004 11:33:01	Bright	57.500	13	87Alp Tau	0.86700	3800.0	115	14377	No
228	GOM_NL__2PRFIN20041129_113433_000000412032_00295_14377_6484.N1	29-NOV-2004 11:34:33	Bright	41.000	146	25Eta Tau	2.8730	15200.	82	14377	No
229	GOM_NL__2PRFIN20041129_113656_000000422032_00295_14377_6485.N1	29-NOV-2004 11:36:56	Bright	42.000	150	44Zet Per	2.8900	28000.	84	14377	No
230	GOM_NL__2PRFIN20041129_113908_000000392032_00295_14377_6486.N1	29-NOV-2004 11:39:08	Bright	38.500	79	26Bet Per	2.3100	13100.	77	14377	No
231	GOM_NL__2PRFIN20041129_114124_000000372032_00295_14377_6487.N1	29-NOV-2004 11:41:24	Bright	37.000	175	39Del Per	3.0100	19400.	74	14377	No
232	GOM_NL__2PRFIN20041129_114241_000000392032_00295_14377_6488.N1	29-NOV-2004 11:42:41	Bright	38.500	160	23Gam Per	2.9300	4700.0	77	14377	No
233	GOM_NL__2PRFIN20041129_114456_000000382032_00295_14377_6489.N1	29-NOV-2004 11:44:56	Bright	37.500	110	37Del Cas	2.6780	8900.0	75	14377	No
234	GOM_NL__2PRFIN20041129_115243_000000382032_00295_14377_6490.N1	29-NOV-2004 11:52:43	Bright	37.500	49	1Alp UMi	1.9900	6300.0	75	14377	No
235	GOM_NL__2PRFIN20041129_115722_000000392032_00295_14377_6491.N1	29-NOV-2004 11:57:22	Bright	39.000	60	7Bet UMi	2.0810	3950.0	78	14377	No
236	GOM_NL__2PRFIN20041129_115929_000000442032_00295_14377_6492.N1	29-NOV-2004 11:59:29	Bright	44.000	36	50Alp UMa	1.8000	6300.0	88	14377	No
237	GOM_NL__2PRFIN20041129_120106_000000472032_00295_14377_6493.N1	29-NOV-2004 12:01:06	Bright	47.000	82	48Bet UMa	2.3650	10600.	94	14377	No
238	GOM_NL__2PRFIN20041129_120302_000000382032_00295_14377_6494.N1	29-NOV-2004 12:03:02	Bright	38.000	55	79Zet UMa	2.0600	10200.	76	14377	No
239	GOM_NL__2PRFIN20041129_120440_000000372032_00295_14377_6495.N1	29-NOV-2004 12:04:40	Bright	36.500	39	85Eta UMa	1.8540	24000.	73	14377	No
240	GOM_NL__2PRFIN20041129_120732_000000362032_00295_14377_6496.N1	29-NOV-2004 12:07:32	Bright	35.500	180	27Gam Boo	3.0400	8000.0	71	14377	No
241	GOM_NL__2PRFIN20041129_121032_000000382032_00295_14377_6497.N1	29-NOV-2004 12:10:32	Bright	38.000	83		2.3780	11000.	76	14377	No
242	GOM_NL__2PRFIN20041129_121304_000000352032_00295_14377_6498.N1	29-NOV-2004 12:13:04	Bright	35.000	3	16Alp Boo	-0.050000	4250.0	70	14377	No
243	GOM_NL__2PRFIN20041129_121631_000000712032_00295_14377_6499.N1	29-NOV-2004 12:16:31	Bright	71.000	96	68Del Leo	2.5600	9300.0	142	14377	No
244	GOM_NL__2PRFIN20041129_122145_0000002482032_00295_14377_6500.N1	29-NOV-2004 12:21:45	Straylight	248.00	51	41Gam1Leo	2.0100	4500.0	496	14377	No
245	GOM_NL__2PRFIN20041129_122802_000000532032_00295_14377_6501.N1	29-NOV-2004 12:28:02	Dark	52.500	171	2Eps Crv	3.0010	4250.0	105	14377	No
246	GOM_NL__2PRFIN20041129_123322_000000392032_00295_14377_6502.N1	29-NOV-2004 12:33:22	Dark	38.500	77	Eps Cen	2.3030	28000.	77	14377	No
247	GOM_NL__2PRFIN20041129_123502_000000442032_00295_14377_6503.N1	29-NOV-2004 12:35:02	Dark	43.500	10	Bet Cen	0.61000	28000.	87	14377	No
248	GOM_NL__2PRFIN20041129_123654_000000512032_00296_14378_6472.N1	29-NOV-2004 12:36:54	Dark	51.000	12	Alp1Cru	0.77500	30000.	102	14378	No
249	GOM_NL__2PRFIN20041129_124412_000000442032_00296_14378_6473.N1	29-NOV-2004 12:44:12	Dark	44.000	41	Eps Car	1.8600	4100.0	88	14378	No
250	GOM_NL__2PRFIN20041129_124607_000000502032_00296_14378_6474.N1	29-NOV-2004 12:46:07	Dark	50.000	34	Gam2Vel	1.7930	23000.	100	14378	No
251	GOM_NL__2PRFIN20041129_124935_000000582032_00296_14378_6475.N1	29-NOV-2004 12:49:35	Dark	58.000	2	Alp Car	-0.73600	7000.0	116	14378	No
252	GOM_NL__2PRFIN20041129_125119_000000702032_00296_14378_6476.N1	29-NOV-2004 12:51:19	Dark	70.000	117	Pi Pup	2.7060	3800.0	140	14378	No
253	GOM_NL__2PRFIN20041129_125510_000000722032_00296_14378_6477.N1	29-NOV-2004 12:55:10	Dark	71.500	23	21Eps CMa	1.5020	26000.	143	14378	No
254	GOM_NL__2PRFIN20041129_125723_000000782032_00296_14378_6478.N1	29-NOV-2004 12:57:23	Straylight	77.500	179	24Omi2CMa	3.0320	24000.	155	14378	No
255	GOM_NL__2PRFIN20041129_130146_000001042032_00296_14378_6479.N1	29-NOV-2004 13:01:46	Straylight	104.00	1	9Alp CMa	-1.4400	11000.	208	14378	No
256	GOM_NL__2PRFIN20041129_130531_000000702032_00296_14378_6480.N1	29-NOV-2004 13:05:31	Straylight	70.000	7	19Bet Ori	0.10000	14000.	140	14378	No
257	GOM_NL__2PRFIN20041129_130839_000000692032_00296_14378_6481.N1	29-NOV-2004 13:08:39	Twi_and_stray	68.500	30	46Eps Ori	1.6940	30000.	137	14378	No
258	GOM_NL__2PRFIN20041129_131123_000000642032_00296_14378_6482.N1	29-NOV-2004 13:11:23	Twi_and_stray	63.500	27	24Gam Ori	1.6360	26000.	127	14378	No
259	GOM_NL__2PRFIN20041129_131336_000000532032_00296_14378_6483.N1	29-NOV-2004 13:13:36	Bright	53.000	13	87Alp Tau	0.86700	3800.0	106	14378	No
260	GOM_NL__2PRFIN20041129_131509_000000402032_00296_14378_6484.N1	29-NOV-2004 13:15:09	Bright	40.000	146	25Eta Tau	2.8730	15200.	80	14378	No
261	GOM_NL__2PRFIN20041129_131732_000000402032_00296_14378_6485.N1	29-NOV-2004 13:17:32	Bright	40.000	150	44Zet Per	2.8900	28000.	80	14378	No
262	GOM_NL__2PRFIN20041129_131944_000000382032_00296_14378_6486.N1	29-NOV-2004 13:19:44	Bright	38.000	79	26Bet Per	2.3100	13100.	76	14378	No
263	GOM_NL__2PRFIN20041129_132200_000000382032_00296_14378_6487.N1	29-NOV-2004 13:22:00	Bright	37.500	175	39Del Per	3.0100	19400.	75	14378	No
264	GOM_NL__2PRFIN20041129_132317_000000392032_00296_14378_6488.N1	29-NOV-2004 13:23:17	Bright	38.500	160	23Gam Per	2.9300	4700.0	77	14378	No
265	GOM_NL__2PRFIN20041129_132533_000000382032_00296_14378_6489.N1	29-NOV-2004 13:25:33	Bright	37.500	110	37Del Cas	2.6780	8900.0	75	14378	No
266	GOM_NL__2PRFIN20041129_133318_000000392032_00296_14378_6490.N1	29-NOV-2004 13:33:18	Bright	38.500	49	1Alp UMi	1.9900	6300.0	77	14378	No
267	GOM_NL__2PRFIN20041129_133758_000000372032_00296_14378_6491.N1	29-NOV-2004 13:37:58	Bright	37.000	60	7Bet UMi	2.0810	3950.0	74	14378	No
268	GOM_NL__2PRFIN20041129_134005_000000452032_00296_14378_6492.N1	29-NOV-2004 13:40:05	Bright	45.000	36	50Alp UMa	1.8000	6300.0	90	14378	No
269	GOM_NL__2PRFIN20041129_134141_000000482032_00296_14378_6493.N1	29-NOV-2004 13:41:41	Bright	48.000	82	48Bet UMa	2.3650	10600.	96	14378	No
270	GOM_NL__2PRFIN20041129_134337_000000412032_00296_14378_6494.N1	29-NOV-2004 13:43:37	Bright	40.500	55	79Zet UMa	2.0600	10200.	81	14378	No
271	GOM_NL__2PRFIN20041129_134516_000000372032_00296_14378_6495.N1	29-NOV-2004 13:45:16	Bright	36.500	39	85Eta UMa	1.8540	24000.	73	14378	No
272	GOM_NL__2PRFIN20041129_134807_000000362032_00296_14378_6496.N1	29-NOV-2004 13:48:07	Bright	36.000	180	27Gam Boo	3.0400	8000.0	72	14378	No
273	GOM_NL__2PRFIN20041129_135108_000000362032_00296_14378_6497.N1	29-NOV-2004 13:51:08	Bright	36.000	83		2.3780	11000.	72	14378	No
274	GOM_NL__2PRFIN20041129_135340_000000372032_00296_14378_6498.N1	29-NOV-2004 13:53:40	Bright	36.500	3	16Alp Boo	-0.050000	4250.0	73	14378	No
275	GOM_NL__2PRFIN20041129_135708_000000702032_00296_14378_6499.N1	29-NOV-2004 13:57:08	Bright	70.000	96	68Del Leo	2.5600	9300.0	140	14378	No
276	GOM_NL__2PRFIN20041129_140223_000002552032_00296_14378_6500.N1	29-NOV-2004 14:02:23	Straylight	255.00	51	41Gam1Leo	2.0100	4500.0	510	14378	No
277	GOM_NL__2PRFIN20041129_140839_000000482032_00296_14378_6501.N1	29-NOV-2004 14:08:39	Dark	48.000	171	2Eps Crv	3.0010	4250.0	96	14378	No
278	GOM_NL__2PRFIN20041129_141358_000000392032_00296_14378_6502.N1	29-NOV-2004 14:13:58	Dark	39.000	77	Eps Cen	2.3030	28000.	78	14378	No

279	GOM_NL__2PRFIN20041129_141538_000000462032_00296_14378_6503.N1	29-NOV-2004 14:15:38	Dark	45.500	10	Bet Cen	0.61000	28000.	91	14378	No
280	GOM_NL__2PRFIN20041129_141731_000000422032_00297_14379_6596.N1	29-NOV-2004 14:17:31	Dark	41.500	12	Alp1Cru	0.77500	30000.	83	14379	No
281	GOM_NL__2PRFIN20041129_160048_000000412032_00298_14380_6596.N1	29-NOV-2004 16:00:48	Dark	40.500	124	The Car	2.7640	30000.	81	14380	No
282	GOM_NL__2PRFIN20041129_160525_000000492032_00298_14380_6597.N1	29-NOV-2004 16:05:25	Dark	48.500	41	Eps Car	1.8600	4100.0	97	14380	No
283	GOM_NL__2PRFIN20041129_160721_000000542032_00298_14380_6598.N1	29-NOV-2004 16:07:21	Dark	53.500	34	Gam2Vel	1.7930	23000.	107	14380	No
284	GOM_NL__2PRFIN20041129_161048_000000582032_00298_14380_6599.N1	29-NOV-2004 16:10:48	Dark	58.000	2	Alp Car	-0.73600	7000.0	116	14380	No
285	GOM_NL__2PRFIN20041129_161233_000000662032_00298_14380_6600.N1	29-NOV-2004 16:12:33	Dark	66.000	117	Pi Pup	2.7060	3800.0	132	14380	No
286	GOM_NL__2PRFIN20041129_161623_000000802032_00298_14380_6601.N1	29-NOV-2004 16:16:23	Dark	80.000	23	21Eps CMa	1.5020	26000.	160	14380	No
287	GOM_NL__2PRFIN20041129_161837_000000812032_00298_14380_6602.N1	29-NOV-2004 16:18:37	Straylight	81.000	179	24Omi2CMa	3.0320	24000.	162	14380	No
288	GOM_NL__2PRFIN20041129_162258_000001122032_00298_14380_6603.N1	29-NOV-2004 16:22:58	Straylight	112.00	1	9Alp CMa	-1.4400	11000.	224	14380	No
289	GOM_NL__2PRFIN20041129_162643_000000622032_00298_14380_6604.N1	29-NOV-2004 16:26:43	Straylight	62.000	7	19Bet Ori	0.10000	14000.	124	14380	No
290	GOM_NL__2PRFIN20041129_162950_000000642032_00298_14380_6605.N1	29-NOV-2004 16:29:50	Tw_i_and_stray	63.500	30	46Eps Ori	1.6940	30000.	127	14380	No
291	GOM_NL__2PRFIN20041129_163235_000000642032_00298_14380_6606.N1	29-NOV-2004 16:32:35	Tw_i_and_stray	63.500	27	24Gam Ori	1.6360	26000.	127	14380	No
292	GOM_NL__2PRFIN20041129_163448_000000512032_00298_14380_6607.N1	29-NOV-2004 16:34:48	Bright	50.500	13	87Alp Tau	0.86700	3800.0	101	14380	No
293	GOM_NL__2PRFIN20041129_163620_000000412032_00298_14380_6608.N1	29-NOV-2004 16:36:20	Bright	40.500	146	25Eta Tau	2.8730	15200.	81	14380	No
294	GOM_NL__2PRFIN20041129_163844_000000412032_00298_14380_6609.N1	29-NOV-2004 16:38:44	Bright	41.000	150	44Zet Per	2.8900	28000.	82	14380	No
295	GOM_NL__2PRFIN20041129_164055_000000392032_00298_14380_6610.N1	29-NOV-2004 16:40:55	Bright	38.500	79	26Bet Per	2.3100	13100.	77	14380	No
296	GOM_NL__2PRFIN20041129_164310_000000372032_00298_14380_6611.N1	29-NOV-2004 16:43:10	Bright	37.000	175	39Del Per	3.0100	19400.	74	14380	No
297	GOM_NL__2PRFIN20041129_164428_000000382032_00298_14380_6612.N1	29-NOV-2004 16:44:28	Bright	38.000	160	23Gam Per	2.9300	4700.0	76	14380	No
298	GOM_NL__2PRFIN20041129_164644_000000372032_00298_14380_6613.N1	29-NOV-2004 16:46:44	Bright	37.000	110	37Del Cas	2.6780	8900.0	74	14380	No
299	GOM_NL__2PRFIN20041129_165429_000000402032_00298_14380_6614.N1	29-NOV-2004 16:54:29	Bright	39.500	49	1Alp UMi	1.9900	6300.0	79	14380	No
300	GOM_NL__2PRFIN20041129_165908_000000422032_00298_14380_6615.N1	29-NOV-2004 16:59:08	Bright	42.000	60	7Bet UMi	2.0810	3950.0	84	14380	No
301	GOM_NL__2PRFIN20041129_170116_000000462032_00298_14380_6616.N1	29-NOV-2004 17:01:16	Bright	45.500	36	50Alp UMa	1.8000	6300.0	91	14380	No
302	GOM_NL__2PRFIN20041129_170252_000000472032_00298_14380_6617.N1	29-NOV-2004 17:02:52	Bright	47.000	82	48Bet UMa	2.3650	10600.	94	14380	No
303	GOM_NL__2PRFIN20041129_170423_000000432032_00298_14380_6618.N1	29-NOV-2004 17:04:23	Bright	42.500	32	77Eps UMa	1.7630	11000.	85	14380	No
304	GOM_NL__2PRFIN20041129_170628_000000392032_00298_14380_6619.N1	29-NOV-2004 17:06:28	Bright	39.000	39	85Eta UMa	1.8540	24000.	78	14380	No
305	GOM_NL__2PRFIN20041129_170920_000000372032_00298_14380_6620.N1	29-NOV-2004 17:09:20	Bright	37.000	180	27Gam Boo	3.0400	8000.0	74	14380	No
306	GOM_NL__2PRFIN20041129_171221_000000352032_00298_14380_6621.N1	29-NOV-2004 17:12:21	Bright	35.000	83		2.3780	11000.	70	14380	No
307	GOM_NL__2PRFIN20041129_171452_000000372032_00298_14380_6622.N1	29-NOV-2004 17:14:52	Bright	36.500	3	16Alp Boo	-0.050000	4250.0	73	14380	No
308	GOM_NL__2PRFIN20041129_171821_000000722032_00298_14380_6623.N1	29-NOV-2004 17:18:21	Bright	72.000	96	68Del Leo	2.5600	9300.0	144	14380	No
309	GOM_NL__2PRFIN20041129_172342_000002552032_00298_14380_6624.N1	29-NOV-2004 17:23:42	Straylight	255.00	51	41Gam1Leo	2.0100	4500.0	510	14380	No
310	GOM_NL__2PRFIN20041129_172902_000000492032_00298_14380_6625.N1	29-NOV-2004 17:29:02	Twilight	48.500	106	9Bet Crv	2.6480	5600.0	97	14380	No
311	GOM_NL__2PRFIN20041129_173106_000000412032_00298_14380_6626.N1	29-NOV-2004 17:31:06	Dark	41.000	123	1ot Cen	2.7500	10200.	82	14380	No
312	GOM_NL__2PRFIN20041129_173510_000000422032_00298_14380_6627.N1	29-NOV-2004 17:35:10	Dark	42.000	77	Eps Cen	2.3030	28000.	84	14380	No
313	GOM_NL__2PRFIN20041129_173650_000000452032_00298_14380_6628.N1	29-NOV-2004 17:36:50	Dark	44.500	10	Bet Cen	0.61000	28000.	89	14380	No
314	GOM_NL__2PRFIN20041129_173843_000000522032_00299_14381_6596.N1	29-NOV-2004 17:38:43	Dark	52.000	12	Alp1Cru	0.77500	30000.	104	14381	No
315	GOM_NL__2PRFIN20041129_174124_000000402032_00299_14381_6597.N1	29-NOV-2004 17:41:24	Dark	40.000	124	The Car	2.7640	30000.	80	14381	No
316	GOM_NL__2PRFIN20041129_174602_000000462032_00299_14381_6598.N1	29-NOV-2004 17:46:02	Dark	46.000	41	Eps Car	1.8600	4100.0	92	14381	No
317	GOM_NL__2PRFIN20041129_174758_000000512032_00299_14381_6599.N1	29-NOV-2004 17:47:58	Dark	51.000	34	Gam2Vel	1.7930	23000.	102	14381	No
318	GOM_NL__2PRFIN20041129_175125_000000582032_00299_14381_6600.N1	29-NOV-2004 17:51:25	Dark	58.000	2	Alp Car	-0.73600	7000.0	116	14381	No
319	GOM_NL__2PRFIN20041129_175312_000000682032_00299_14381_6601.N1	29-NOV-2004 17:53:12	Dark	68.000	117	Pi Pup	2.7060	3800.0	136	14381	No
320	GOM_NL__2PRFIN20041129_175700_000000722032_00299_14381_6602.N1	29-NOV-2004 17:57:00	Dark	72.000	23	21Eps CMa	1.5020	26000.	144	14381	No
321	GOM_NL__2PRFIN20041129_175913_000000762032_00299_14381_6603.N1	29-NOV-2004 17:59:13	Straylight	76.000	179	24Omi2CMa	3.0320	24000.	152	14381	No
322	GOM_NL__2PRFIN20041129_180334_000000962032_00299_14381_6604.N1	29-NOV-2004 18:03:34	Straylight	96.000	1	9Alp CMa	-1.4400	11000.	192	14381	No
323	GOM_NL__2PRFIN20041129_180717_000000652032_00299_14381_6605.N1	29-NOV-2004 18:07:17	Straylight	65.000	7	19Bet Ori	0.10000	14000.	130	14381	No
324	GOM_NL__2PRFIN20041129_181025_000000662032_00299_14381_6606.N1	29-NOV-2004 18:10:25	Tw_i_and_stray	66.000	30	46Eps Ori	1.6940	30000.	132	14381	No
325	GOM_NL__2PRFIN20041129_181309_000000702032_00299_14381_6607.N1	29-NOV-2004 18:13:09	Tw_i_and_stray	69.500	27	24Gam Ori	1.6360	26000.	139	14381	No
326	GOM_NL__2PRFIN20041129_181523_000000552032_00299_14381_6608.N1	29-NOV-2004 18:15:23	Bright	54.500	13	87Alp Tau	0.86700	3800.0	109	14381	No
327	GOM_NL__2PRFIN20041129_181657_000000402032_00299_14381_6609.N1	29-NOV-2004 18:16:57	Bright	40.000	146	25Eta Tau	2.8730	15200.	80	14381	No
328	GOM_NL__2PRFIN20041129_181920_000000402032_00299_14381_6610.N1	29-NOV-2004 18:19:20	Bright	39.500	150	44Zet Per	2.8900	28000.	79	14381	No
329	GOM_NL__2PRFIN20041129_182132_000000382032_00299_14381_6611.N1	29-NOV-2004 18:21:32	Bright	38.000	79	26Bet Per	2.3100	13100.	76	14381	No
330	GOM_NL__2PRFIN20041129_182346_000000382032_00299_14381_6612.N1	29-NOV-2004 18:23:46	Bright	38.000	175	39Del Per	3.0100	19400.	76	14381	No
331	GOM_NL__2PRFIN20041129_182504_000000382032_00299_14381_6613.N1	29-NOV-2004 18:25:04	Bright	37.500	160	23Gam Per	2.9300	4700.0	75	14381	No
332	GOM_NL__2PRFIN20041129_182721_000000362032_00299_14381_6614.N1	29-NOV-2004 18:27:21	Bright	36.000	110	37Del Cas	2.6780	8900.0	72	14381	No
333	GOM_NL__2PRFIN20041129_183507_000000392032_00299_14381_6615.N1	29-NOV-2004 18:35:07	Bright	39.000	49	1Alp UMi	1.9900	6300.0	78	14381	No
334	GOM_NL__2PRFIN20041129_183946_000000352032_00299_14381_6616.N1	29-NOV-2004 18:39:46	Bright	35.000	60	7Bet UMi	2.0810	3950.0	70	14381	No
335	GOM_NL__2PRFIN20041129_184151_000000442032_00299_14381_6617.N1	29-NOV-2004 18:41:51	Bright	43.500	36	50Alp UMa	1.8000	6300.0	87	14381	No
336	GOM_NL__2PRFIN20041129_184327_000000482032_00299_14381_6618.N1	29-NOV-2004 18:43:27	Bright	47.500	82	48Bet UMa	2.3650	10600.	95	14381	No
337	GOM_NL__2PRFIN20041129_184501_000000422032_00299_14381_6619.N1	29-NOV-2004 18:45:01	Bright	41.500	32	77Eps UMa	1.7630	11000.	83	14381	No

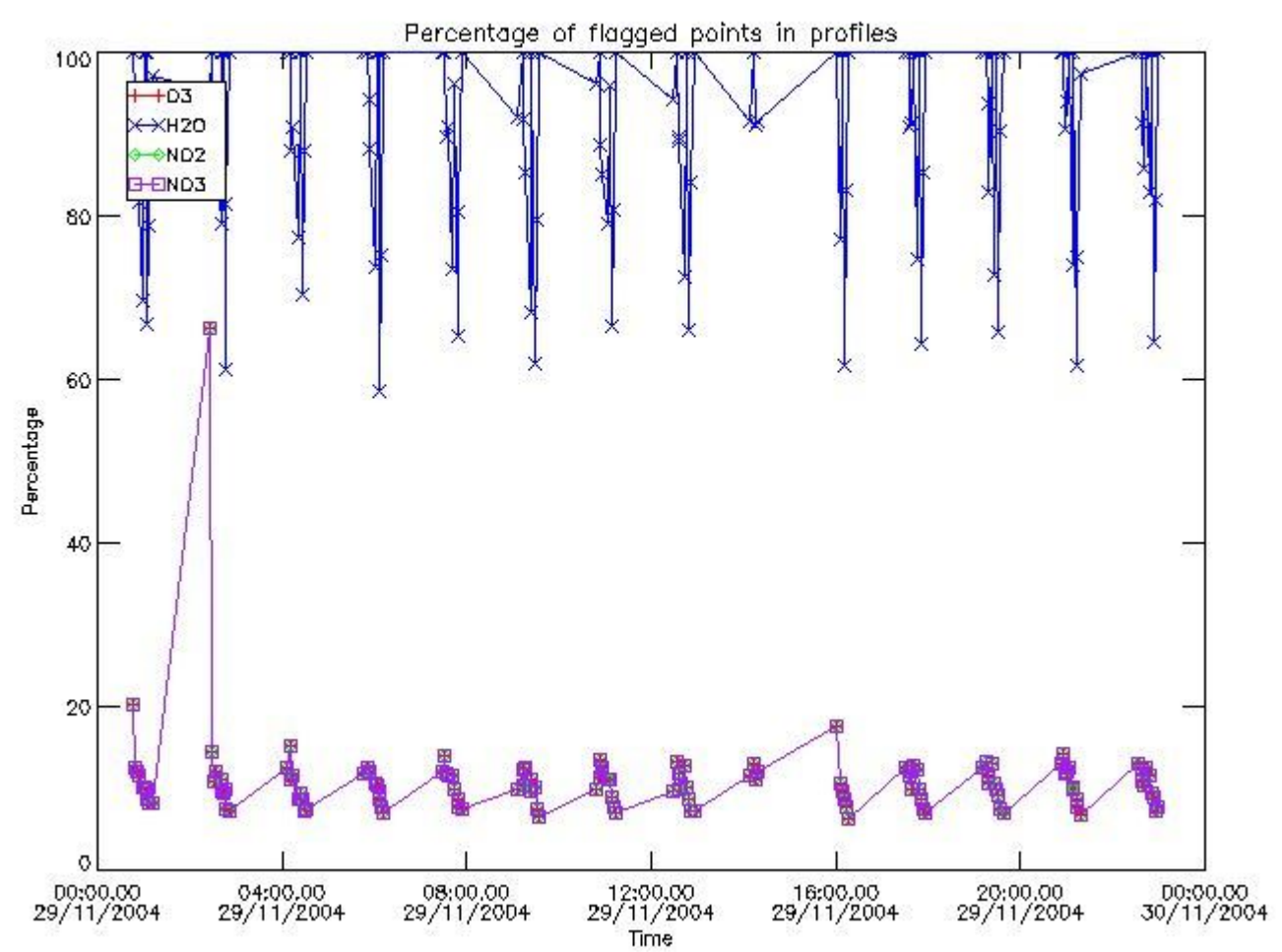
338	GOM_NL__2PRFIN20041129_184704_000000392032_00299_14381_6620.N1	29-NOV-2004 18:47:04	Bright	39.000	39	85Eta UMa	1.8540	24000.	78	14381	No
339	GOM_NL__2PRFIN20041129_184957_000000352032_00299_14381_6621.N1	29-NOV-2004 18:49:57	Bright	35.000	180	27Gam Boo	3.0400	8000.0	70	14381	No
340	GOM_NL__2PRFIN20041129_185257_000000362032_00299_14381_6622.N1	29-NOV-2004 18:52:57	Bright	35.500	83		2.3780	11000.	71	14381	No
341	GOM_NL__2PRFIN20041129_185528_000000372032_00299_14381_6623.N1	29-NOV-2004 18:55:28	Bright	36.500	3	16Alp Boo	-0.050000	4250.0	73	14381	No
342	GOM_NL__2PRFIN20041129_185858_000000702032_00299_14381_6624.N1	29-NOV-2004 18:58:58	Bright	69.500	96	68Del Leo	2.5600	9300.0	139	14381	No
343	GOM_NL__2PRFIN20041129_190421_000002552032_00299_14381_6625.N1	29-NOV-2004 19:04:21	Straylight	255.00	51	41Gam1Leo	2.0100	4500.0	510	14381	No
344	GOM_NL__2PRFIN20041129_190939_000000512032_00299_14381_6626.N1	29-NOV-2004 19:09:39	Twilight	50.500	106	9Bet Crv	2.6480	5600.0	101	14381	No
345	GOM_NL__2PRFIN20041129_191143_000000412032_00299_14381_6627.N1	29-NOV-2004 19:11:43	Dark	41.000	123	lot Cen	2.7500	10200.	82	14381	No
346	GOM_NL__2PRFIN20041129_191547_000000392032_00299_14381_6628.N1	29-NOV-2004 19:15:47	Dark	38.500	77	Eps Cen	2.3030	28000.	77	14381	No
347	GOM_NL__2PRFIN20041129_191726_000000492032_00299_14381_6629.N1	29-NOV-2004 19:17:26	Dark	48.500	10	Bet Cen	0.61000	28000.	97	14381	No
348	GOM_NL__2PRFIN20041129_191919_000000442032_00300_14382_6596.N1	29-NOV-2004 19:19:19	Dark	44.000	12	Alp1Cru	0.77500	30000.	88	14382	No
349	GOM_NL__2PRFIN20041129_192201_000000402032_00300_14382_6597.N1	29-NOV-2004 19:22:01	Dark	39.500	124	The Car	2.7640	30000.	79	14382	No
350	GOM_NL__2PRFIN20041129_192639_000000482032_00300_14382_6598.N1	29-NOV-2004 19:26:39	Dark	48.000	41	Eps Car	1.8600	4100.0	96	14382	No
351	GOM_NL__2PRFIN20041129_192835_000000522032_00300_14382_6599.N1	29-NOV-2004 19:28:35	Dark	51.500	34	Gam2Vel	1.7930	23000.	103	14382	No
352	GOM_NL__2PRFIN20041129_193202_000000562032_00300_14382_6600.N1	29-NOV-2004 19:32:02	Dark	56.000	2	Alp Car	-0.73600	7000.0	112	14382	No
353	GOM_NL__2PRFIN20041129_193349_000000682032_00300_14382_6601.N1	29-NOV-2004 19:33:49	Dark	67.500	117	Pi Pup	2.7060	3800.0	135	14382	No
354	GOM_NL__2PRFIN20041129_193739_000000732032_00300_14382_6602.N1	29-NOV-2004 19:37:39	Dark	72.500	23	21Eps CMa	1.5020	26000.	145	14382	No
355	GOM_NL__2PRFIN20041129_193949_000000772032_00300_14382_6603.N1	29-NOV-2004 19:39:49	Straylight	77.000	179	24Omi2CMa	3.0320	24000.	154	14382	No
356	GOM_NL__2PRFIN20041129_194410_000001072032_00300_14382_6604.N1	29-NOV-2004 19:44:10	Straylight	107.00	1	9Alp CMa	-1.4400	11000.	214	14382	No
357	GOM_NL__2PRFIN20041129_194753_000000652032_00300_14382_6605.N1	29-NOV-2004 19:47:53	Straylight	64.500	7	19Bet Ori	0.10000	14000.	129	14382	No
358	GOM_NL__2PRFIN20041129_195100_000000682032_00300_14382_6606.N1	29-NOV-2004 19:51:00	Twi_and_stray	68.000	30	46Eps Ori	1.6940	30000.	136	14382	No
359	GOM_NL__2PRFIN20041129_195343_000000642032_00300_14382_6607.N1	29-NOV-2004 19:53:43	Twi_and_stray	64.000	27	24Gam Ori	1.6360	26000.	128	14382	No
360	GOM_NL__2PRFIN20041129_195558_000000562032_00300_14382_6608.N1	29-NOV-2004 19:55:58	Bright	56.000	13	87Alp Tau	0.86700	3800.0	112	14382	No
361	GOM_NL__2PRFIN20041129_195733_000000392032_00300_14382_6609.N1	29-NOV-2004 19:57:33	Bright	38.500	146	25Eta Tau	2.8730	15200.	77	14382	No
362	GOM_NL__2PRFIN20041129_195956_000000402032_00300_14382_6610.N1	29-NOV-2004 19:59:56	Bright	39.500	150	44Zet Per	2.8900	28000.	79	14382	No
363	GOM_NL__2PRFIN20041129_200208_000000372032_00300_14382_6611.N1	29-NOV-2004 20:02:08	Bright	37.000	79	26Bet Per	2.3100	13100.	74	14382	No
364	GOM_NL__2PRFIN20041129_200422_000000392032_00300_14382_6612.N1	29-NOV-2004 20:04:22	Bright	38.500	175	39Del Per	3.0100	19400.	77	14382	No
365	GOM_NL__2PRFIN20041129_200540_000000382032_00300_14382_6613.N1	29-NOV-2004 20:05:40	Bright	37.500	160	23Gam Per	2.9300	4700.0	75	14382	No
366	GOM_NL__2PRFIN20041129_200757_000000402032_00300_14382_6614.N1	29-NOV-2004 20:07:57	Bright	39.500	110	37Del Cas	2.6780	8900.0	79	14382	No
367	GOM_NL__2PRFIN20041129_201543_000000382032_00300_14382_6615.N1	29-NOV-2004 20:15:43	Bright	37.500	49	1Alp UMi	1.9900	6300.0	75	14382	No
368	GOM_NL__2PRFIN20041129_202023_000000392032_00300_14382_6616.N1	29-NOV-2004 20:20:23	Bright	39.000	60	7Bet UMi	2.0810	3950.0	78	14382	No
369	GOM_NL__2PRFIN20041129_202227_000000472032_00300_14382_6617.N1	29-NOV-2004 20:22:27	Bright	47.000	36	50Alp UMa	1.8000	6300.0	94	14382	No
370	GOM_NL__2PRFIN20041129_202401_000000522032_00300_14382_6618.N1	29-NOV-2004 20:24:01	Bright	51.500	82	48Bet UMa	2.3650	10600.	103	14382	No
371	GOM_NL__2PRFIN20041129_202537_000000412032_00300_14382_6619.N1	29-NOV-2004 20:25:37	Bright	40.500	32	77Eps UMa	1.7630	11000.	81	14382	No
372	GOM_NL__2PRFIN20041129_202739_000000392032_00300_14382_6620.N1	29-NOV-2004 20:27:39	Bright	38.500	39	85Eta UMa	1.8540	24000.	77	14382	No
373	GOM_NL__2PRFIN20041129_203033_000000372032_00300_14382_6621.N1	29-NOV-2004 20:30:33	Bright	36.500	180	27Gam Boo	3.0400	8000.0	73	14382	No
374	GOM_NL__2PRFIN20041129_203334_000000362032_00300_14382_6622.N1	29-NOV-2004 20:33:34	Bright	35.500	83		2.3780	11000.	71	14382	No
375	GOM_NL__2PRFIN20041129_203604_000000372032_00300_14382_6623.N1	29-NOV-2004 20:36:04	Bright	36.500	3	16Alp Boo	-0.050000	4250.0	73	14382	No
376	GOM_NL__2PRFIN20041129_203934_000000722032_00300_14382_6624.N1	29-NOV-2004 20:39:34	Bright	71.500	96	68Del Leo	2.5600	9300.0	143	14382	No
377	GOM_NL__2PRFIN20041129_204500_000002552032_00300_14382_6625.N1	29-NOV-2004 20:45:00	Straylight	255.00	51	41Gam1Leo	2.0100	4500.0	510	14382	No
378	GOM_NL__2PRFIN20041129_205016_000000492032_00300_14382_6626.N1	29-NOV-2004 20:50:16	Twilight	48.500	106	9Bet Crv	2.6480	5600.0	97	14382	No
379	GOM_NL__2PRFIN20041129_205219_000000392032_00300_14382_6627.N1	29-NOV-2004 20:52:19	Dark	39.000	123	lot Cen	2.7500	10200.	78	14382	No
380	GOM_NL__2PRFIN20041129_205623_000000402032_00300_14382_6628.N1	29-NOV-2004 20:56:23	Dark	39.500	77	Eps Cen	2.3030	28000.	79	14382	No
381	GOM_NL__2PRFIN20041129_205803_000000432032_00300_14382_6629.N1	29-NOV-2004 20:58:03	Dark	43.000	10	Bet Cen	0.61000	28000.	86	14382	No
382	GOM_NL__2PRFIN20041129_205956_000000432032_00301_14383_6616.N1	29-NOV-2004 20:59:56	Dark	42.500	12	Alp1Cru	0.77500	30000.	85	14383	No
383	GOM_NL__2PRFIN20041129_210237_000000412032_00301_14383_6617.N1	29-NOV-2004 21:02:37	Dark	40.500	124	The Car	2.7640	30000.	81	14383	No
384	GOM_NL__2PRFIN20041129_210715_000000512032_00301_14383_6618.N1	29-NOV-2004 21:07:15	Dark	50.500	41	Eps Car	1.8600	4100.0	101	14383	No
385	GOM_NL__2PRFIN20041129_210911_000000512032_00301_14383_6619.N1	29-NOV-2004 21:09:11	Dark	51.000	34	Gam2Vel	1.7930	23000.	102	14383	No
386	GOM_NL__2PRFIN20041129_211238_000000582032_00301_14383_6620.N1	29-NOV-2004 21:12:38	Dark	58.000	2	Alp Car	-0.73600	7000.0	116	14383	No
387	GOM_NL__2PRFIN20041129_211423_000000672032_00301_14383_6621.N1	29-NOV-2004 21:14:23	Dark	66.500	117	Pi Pup	2.7060	3800.0	133	14383	No
388	GOM_NL__2PRFIN20041129_211813_000000762032_00301_14383_6622.N1	29-NOV-2004 21:18:13	Dark	76.000	23	21Eps CMa	1.5020	26000.	152	14383	No
389	GOM_NL__2PRFIN20041129_212025_000000792032_00301_14383_6623.N1	29-NOV-2004 21:20:25	Straylight	79.000	179	24Omi2CMa	3.0320	24000.	158	14383	No
390	GOM_NL__2PRFIN20041129_212447_000001052032_00301_14383_6624.N1	29-NOV-2004 21:24:47	Straylight	105.00	1	9Alp CMa	-1.4400	11000.	210	14383	No
391	GOM_NL__2PRFIN20041129_212831_000000632032_00301_14383_6625.N1	29-NOV-2004 21:28:31	Straylight	62.500	7	19Bet Ori	0.10000	14000.	125	14383	No
392	GOM_NL__2PRFIN20041129_213136_000000682032_00301_14383_6626.N1	29-NOV-2004 21:31:36	Twi_and_stray	68.000	30	46Eps Ori	1.6940	30000.	136	14383	No
393	GOM_NL__2PRFIN20041129_213418_000000672032_00301_14383_6627.N1	29-NOV-2004 21:34:18	Twi_and_stray	67.000	27	24Gam Ori	1.6360	26000.	134	14383	No
394	GOM_NL__2PRFIN20041129_213634_000000552032_00301_14383_6628.N1	29-NOV-2004 21:36:34	Bright	54.500	13	87Alp Tau	0.86700	3800.0	109	14383	No
395	GOM_NL__2PRFIN20041129_213809_000000392032_00301_14383_6629.N1	29-NOV-2004 21:38:09	Bright	39.000	146	25Eta Tau	2.8730	15200.	78	14383	No
396	GOM_NL__2PRFIN20041129_214031_000000402032_00301_14383_6630.N1	29-NOV-2004 21:40:31	Bright	39.500	150	44Zet Per	2.8900	28000.	79	14383	No

397	GOM_NL__2PRFIN20041129_214243_000000382032_00301_14383_6631.N1	29-NOV-2004 21:42:43	Bright	37.500	79	26Bet Per	2.3100	13100.	75	14383	No
398	GOM_NL__2PRFIN20041129_214458_000000382032_00301_14383_6632.N1	29-NOV-2004 21:44:58	Bright	38.000	175	39Del Per	3.0100	19400.	76	14383	No
399	GOM_NL__2PRFIN20041129_214616_000000362032_00301_14383_6633.N1	29-NOV-2004 21:46:16	Bright	36.000	160	23Gam Per	2.9300	4700.0	72	14383	No
400	GOM_NL__2PRFIN20041129_214832_000000392032_00301_14383_6634.N1	29-NOV-2004 21:48:32	Bright	38.500	110	37Del Cas	2.6780	8900.0	77	14383	No
401	GOM_NL__2PRFIN20041129_215619_000000382032_00301_14383_6635.N1	29-NOV-2004 21:56:19	Bright	38.000	49	1Alp UMi	1.9900	6300.0	76	14383	No
402	GOM_NL__2PRFIN20041129_220059_000000362032_00301_14383_6636.N1	29-NOV-2004 22:00:59	Bright	36.000	60	7Bet UMi	2.0810	3950.0	72	14383	No
403	GOM_NL__2PRFIN20041129_220302_000000472032_00301_14383_6637.N1	29-NOV-2004 22:03:02	Bright	47.000	36	50Alp UMa	1.8000	6300.0	94	14383	No
404	GOM_NL__2PRFIN20041129_220439_000000462032_00301_14383_6638.N1	29-NOV-2004 22:04:39	Bright	46.000	82	48Bet UMa	2.3650	10600.	92	14383	No
405	GOM_NL__2PRFIN20041129_220613_000000422032_00301_14383_6639.N1	29-NOV-2004 22:06:13	Bright	42.000	32	77Eps UMa	1.7630	11000.	84	14383	No
406	GOM_NL__2PRFIN20041129_220815_000000372032_00301_14383_6640.N1	29-NOV-2004 22:08:15	Bright	37.000	39	85Eta UMa	1.8540	24000.	74	14383	No
407	GOM_NL__2PRFIN20041129_221108_000000372032_00301_14383_6641.N1	29-NOV-2004 22:11:08	Bright	37.000	180	27Gam Boo	3.0400	8000.0	74	14383	No
408	GOM_NL__2PRFIN20041129_221409_000000362032_00301_14383_6642.N1	29-NOV-2004 22:14:09	Bright	36.000	83		2.3780	11000.	72	14383	No
409	GOM_NL__2PRFIN20041129_221640_000000372032_00301_14383_6643.N1	29-NOV-2004 22:16:40	Bright	37.000	3	16Alp Boo	-0.050000	4250.0	74	14383	No
410	GOM_NL__2PRFIN20041129_222011_000000722032_00301_14383_6644.N1	29-NOV-2004 22:20:11	Bright	72.000	96	68Del Leo	2.5600	9300.0	144	14383	No
411	GOM_NL__2PRFIN20041129_222539_000002552032_00301_14383_6645.N1	29-NOV-2004 22:25:39	Straylight	255.00	51	41Gam1Leo	2.0100	4500.0	510	14383	No
412	GOM_NL__2PRFIN20041129_223052_000000512032_00301_14383_6646.N1	29-NOV-2004 22:30:52	Twilight	50.500	106	9Bet Crv	2.6480	5600.0	101	14383	No
413	GOM_NL__2PRFIN20041129_223255_000000402032_00301_14383_6647.N1	29-NOV-2004 22:32:55	Dark	39.500	123	1ot Cen	2.7500	10200.	79	14383	No
414	GOM_NL__2PRFIN20041129_223659_000000412032_00301_14383_6648.N1	29-NOV-2004 22:36:59	Dark	40.500	77	Eps Cen	2.3030	28000.	81	14383	No
415	GOM_NL__2PRFIN20041129_223838_000000472032_00301_14383_6649.N1	29-NOV-2004 22:38:38	Dark	47.000	10	Bet Cen	0.61000	28000.	94	14383	No
416	GOM_NL__2PRFIN20041129_224031_000000502032_00302_14384_6617.N1	29-NOV-2004 22:40:31	Dark	49.500	12	Alp1Cru	0.77500	30000.	99	14384	No
417	GOM_NL__2PRFIN20041129_224312_000000412032_00302_14384_6618.N1	29-NOV-2004 22:43:12	Dark	40.500	124	The Car	2.7640	30000.	81	14384	No
418	GOM_NL__2PRFIN20041129_224751_000000452032_00302_14384_6619.N1	29-NOV-2004 22:47:51	Dark	44.500	41	Eps Car	1.8600	4100.0	89	14384	No
419	GOM_NL__2PRFIN20041129_224948_000000542032_00302_14384_6620.N1	29-NOV-2004 22:49:48	Dark	54.000	34	Gam2Vel	1.7930	23000.	108	14384	No
420	GOM_NL__2PRFIN20041129_225312_000000572032_00302_14384_6621.N1	29-NOV-2004 22:53:12	Dark	57.000	2	Alp Car	-0.73600	7000.0	114	14384	No
421	GOM_NL__2PRFIN20041129_225502_000000702032_00302_14384_6622.N1	29-NOV-2004 22:55:02	Dark	69.500	117	Pi Pup	2.7060	3800.0	139	14384	No
422	GOM_NL__2PRFIN20041129_225852_000000662032_00302_14384_6623.N1	29-NOV-2004 22:58:52	Dark	66.000	23	21Eps CMa	1.5020	26000.	132	14384	No
423	GOM_NL__2PRFIN20041129_230102_000000762032_00302_14384_6624.N1	29-NOV-2004 23:01:02	Straylight	76.000	179	24Omi2CMa	3.0320	24000.	152	14384	No
424	GOM_NL__2PRFIN20041129_230523_000000992032_00302_14384_6625.N1	29-NOV-2004 23:05:23	Straylight	98.500	1	9Alp CMa	-1.4400	11000.	197	14384	No
425	GOM_NL__2PRFIN20041129_230906_000000622032_00302_14384_6626.N1	29-NOV-2004 23:09:06	Straylight	61.500	7	19Bet Ori	0.10000	14000.	123	14384	No
426	GOM_NL__2PRFIN20041129_231212_000000662032_00302_14384_6627.N1	29-NOV-2004 23:12:12	Tw_i_and_stray	66.000	30	46Eps Ori	1.6940	30000.	132	14384	No
427	GOM_NL__2PRFIN20041129_231455_000000672032_00302_14384_6628.N1	29-NOV-2004 23:14:55	Tw_i_and_stray	66.500	27	24Gam Ori	1.6360	26000.	133	14384	No
428	GOM_NL__2PRFIN20041129_231710_000000582032_00302_14384_6629.N1	29-NOV-2004 23:17:10	Bright	57.500	13	87Alp Tau	0.86700	3800.0	115	14384	No
429	GOM_NL__2PRFIN20041129_231844_000000412032_00302_14384_6630.N1	29-NOV-2004 23:18:44	Bright	40.500	146	25Eta Tau	2.8730	15200.	81	14384	No
430	GOM_NL__2PRFIN20041129_232106_000000422032_00302_14384_6631.N1	29-NOV-2004 23:21:06	Bright	42.000	150	44Zet Per	2.8900	28000.	84	14384	No
431	GOM_NL__2PRFIN20041129_232319_000000402032_00302_14384_6632.N1	29-NOV-2004 23:23:19	Bright	40.000	79	26Bet Per	2.3100	13100.	80	14384	No
432	GOM_NL__2PRFIN20041129_232533_000000382032_00302_14384_6633.N1	29-NOV-2004 23:25:33	Bright	38.000	175	39Del Per	3.0100	19400.	76	14384	No
433	GOM_NL__2PRFIN20041129_232651_000000382032_00302_14384_6634.N1	29-NOV-2004 23:26:51	Bright	38.000	160	23Gam Per	2.9300	4700.0	76	14384	No
434	GOM_NL__2PRFIN20041129_232906_000000392032_00302_14384_6635.N1	29-NOV-2004 23:29:06	Bright	39.000	110	37Del Cas	2.6780	8900.0	78	14384	No
435	GOM_NL__2PRFIN20041129_233654_000000362032_00302_14384_6636.N1	29-NOV-2004 23:36:54	Bright	35.500	49	1Alp UMi	1.9900	6300.0	71	14384	No
436	GOM_NL__2PRFIN20041129_234134_000000412032_00302_14384_6637.N1	29-NOV-2004 23:41:34	Bright	40.500	60	7Bet UMi	2.0810	3950.0	81	14384	No
437	GOM_NL__2PRFIN20041129_234338_000000482032_00302_14384_6638.N1	29-NOV-2004 23:43:38	Bright	47.500	36	50Alp UMa	1.8000	6300.0	95	14384	No
438	GOM_NL__2PRFIN20041129_234514_000000462032_00302_14384_6639.N1	29-NOV-2004 23:45:14	Bright	45.500	82	48Bet UMa	2.3650	10600.	91	14384	No
439	GOM_NL__2PRFIN20041129_234648_000000392032_00302_14384_6640.N1	29-NOV-2004 23:46:48	Bright	39.000	32	77Eps UMa	1.7630	11000.	78	14384	No
440	GOM_NL__2PRFIN20041129_234851_000000372032_00302_14384_6641.N1	29-NOV-2004 23:48:51	Bright	37.000	39	85Eta UMa	1.8540	24000.	74	14384	No
441	GOM_NL__2PRFIN20041129_235142_000000392032_00302_14384_6642.N1	29-NOV-2004 23:51:42	Bright	39.000	180	27Gam Boo	3.0400	8000.0	78	14384	No
442	GOM_NL__2PRFIN20041129_235445_000000372032_00302_14384_6643.N1	29-NOV-2004 23:54:45	Bright	37.000	83		2.3780	11000.	74	14384	No
443	GOM_NL__2PRFIN20041129_235716_000000362032_00302_14384_6644.N1	29-NOV-2004 23:57:16	Bright	36.000	3	16Alp Boo	-0.050000	4250.0	72	14384	No

3. Quality information per product


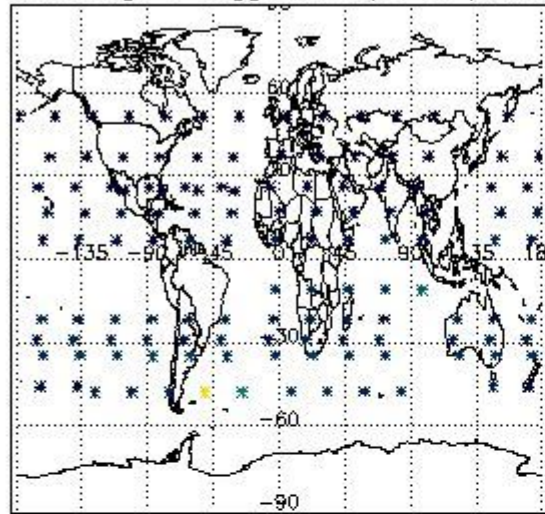
In this section it is plotted some information contained in the Quality Summary data set of the level 2 products. Only products in dark limb conditions and without errors (error flag in the MPH set to "0") are used.

3.1 Plot quality information per product (time dependant)

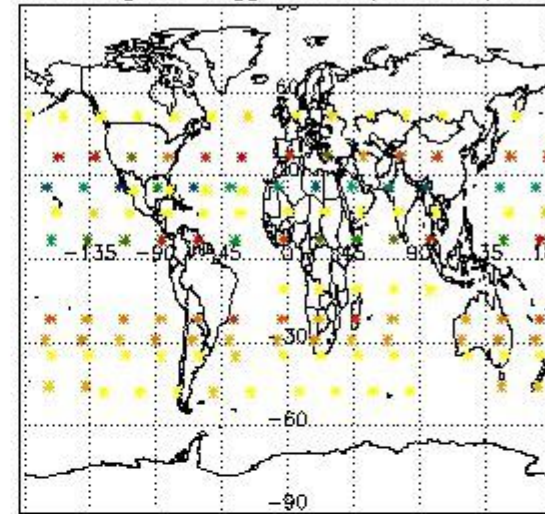


3.2 Plot quality information per product (world map)


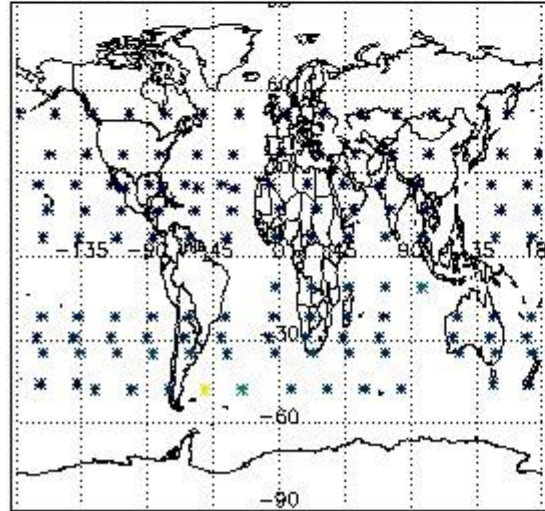
Percentage of flagged data per O3 profile



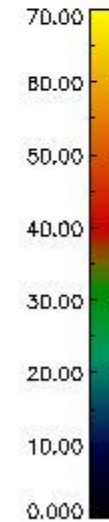
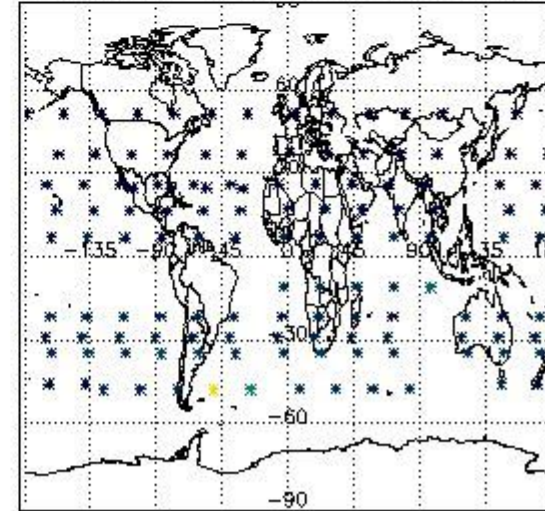
Percentage of flagged data per H2O profile



Percentage of flagged data per NO2 profile



Percentage of flagged data per NO3 profile

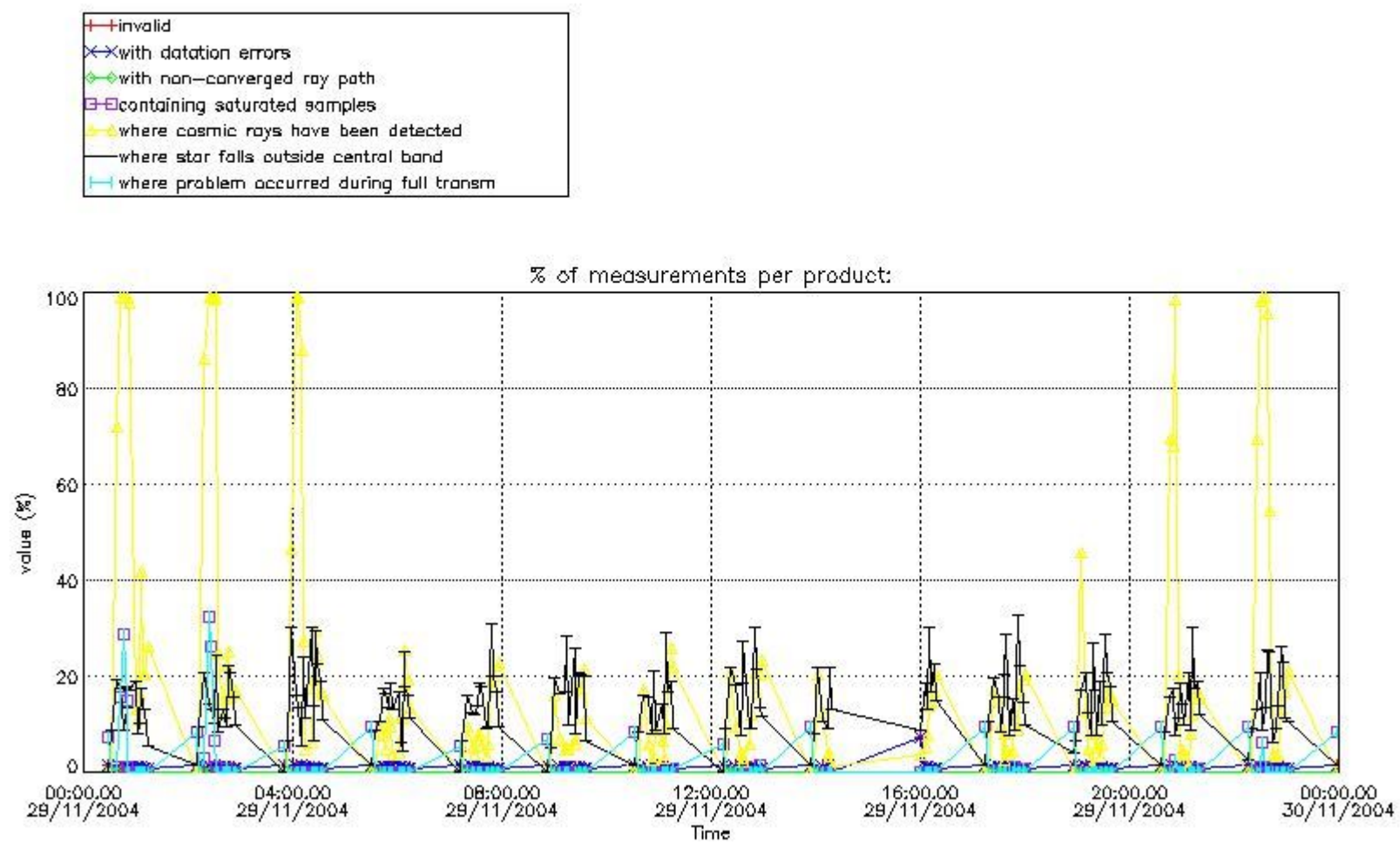


4. Level 1 quality information per product

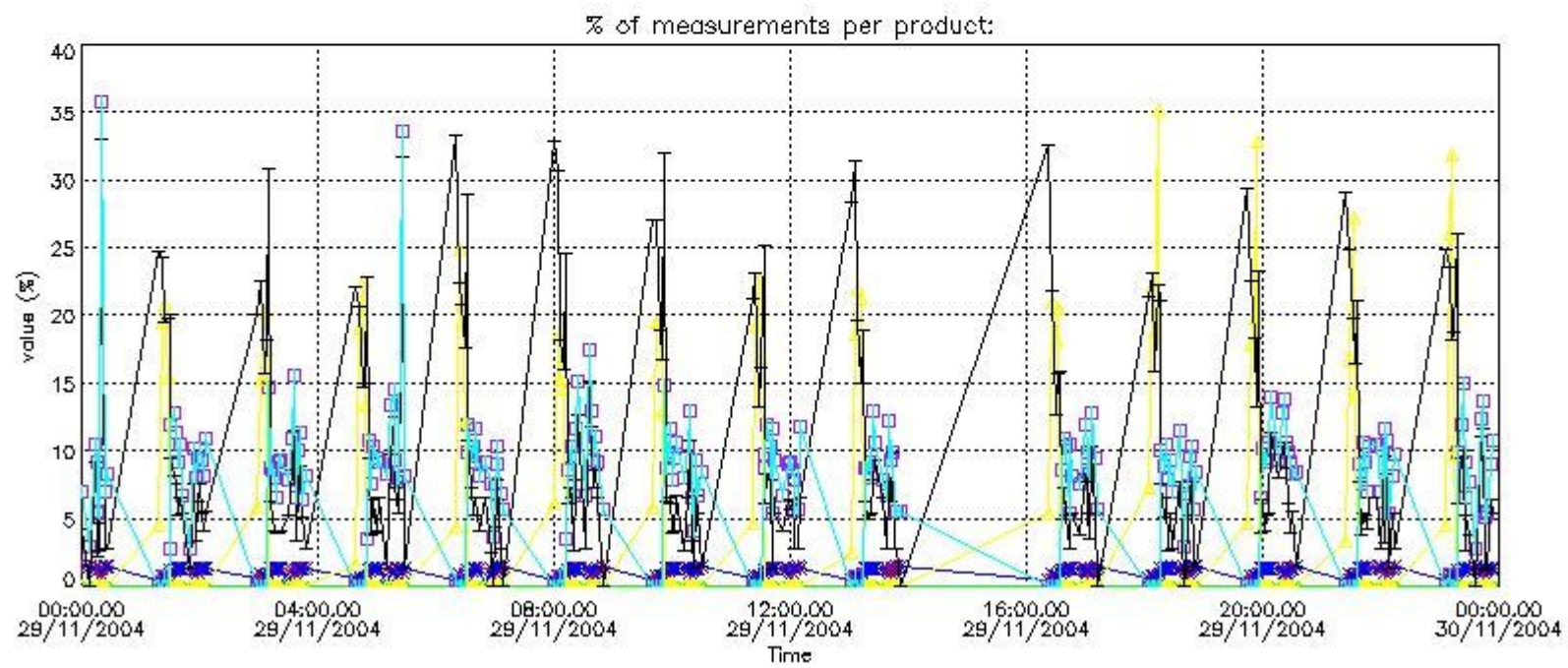
In this section it is plotted some information contained in the Quality Summary data set of the level 2 products that comes from the level 1b processing. Products without errors (error flag in the MPH set to "0") are used.

4.1 Plot quality information per product (time dependant) coming from level 1b processing

4.1.1 Plot level 1 quality information per product (time dependant): ENVISAT ASCENDING passes



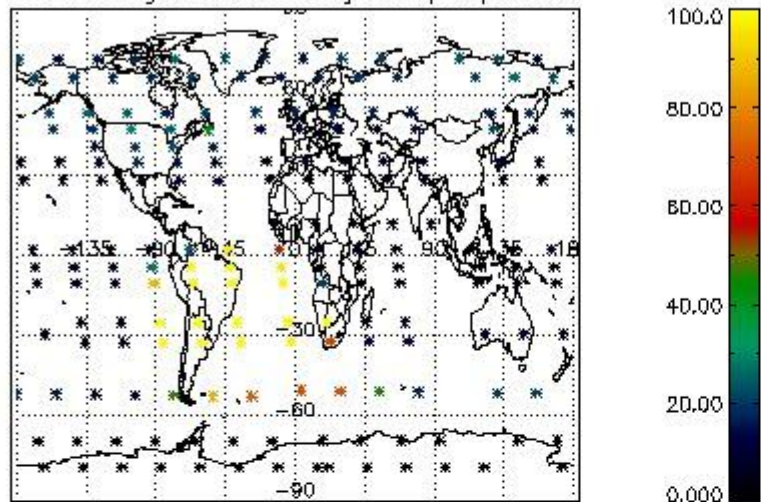
4.1.2 Plot level 1 quality information per product (time dependant): ENVISAT DESCENDING passes



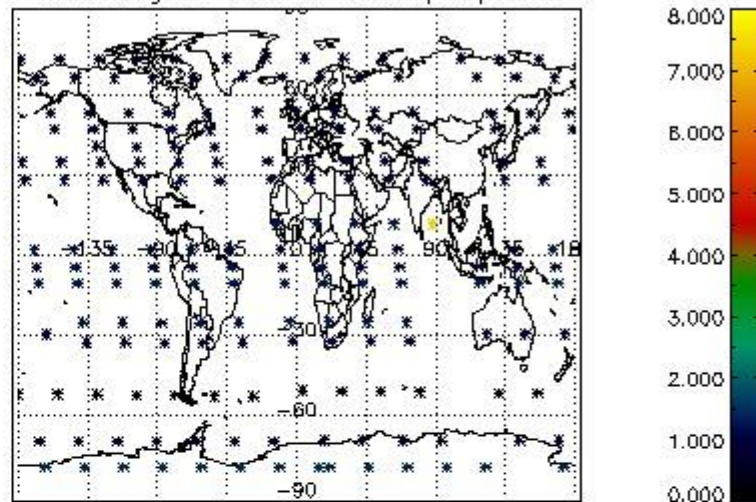
4.2 Plot quality information per product coming from level 1b processing (world map)

4.2.1 Plot level 1 quality information per product (world map): ENVISAT ASCENDING passes

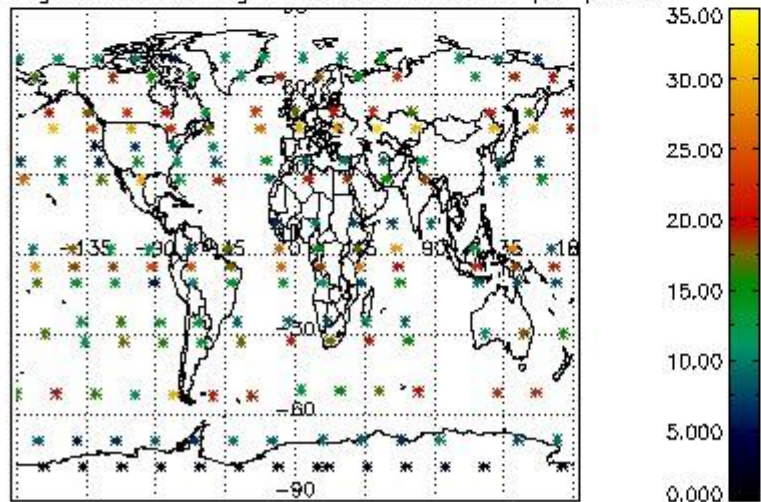
Percentage of cosmic ray hits per profile



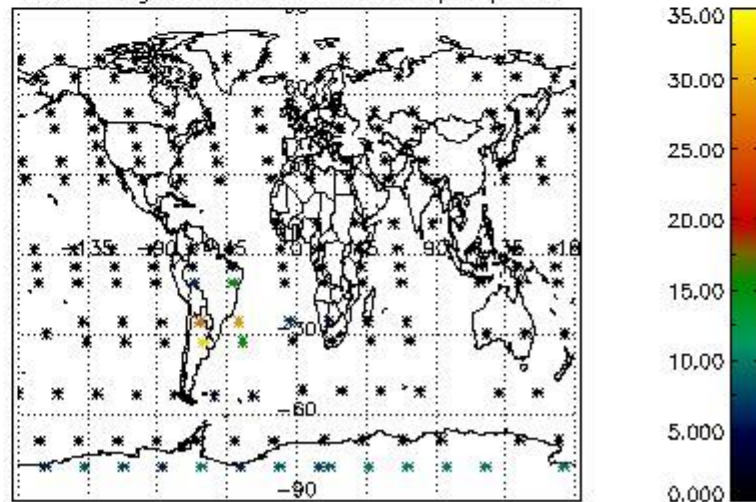
Percentage of datation errors per profile



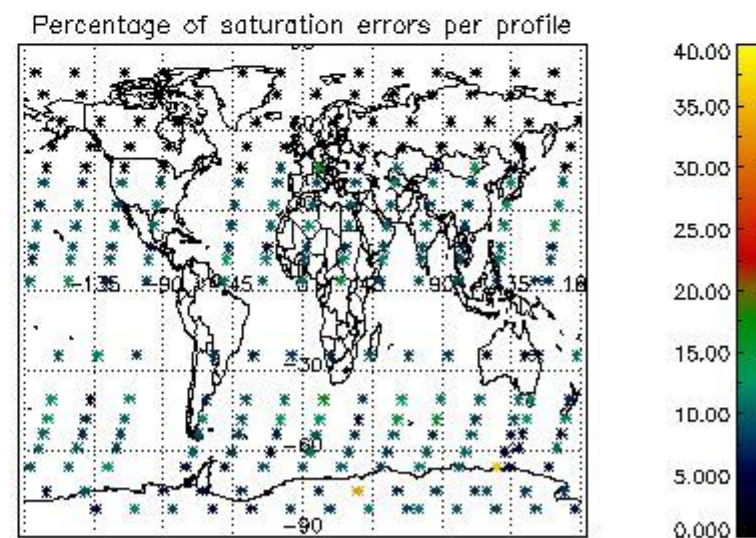
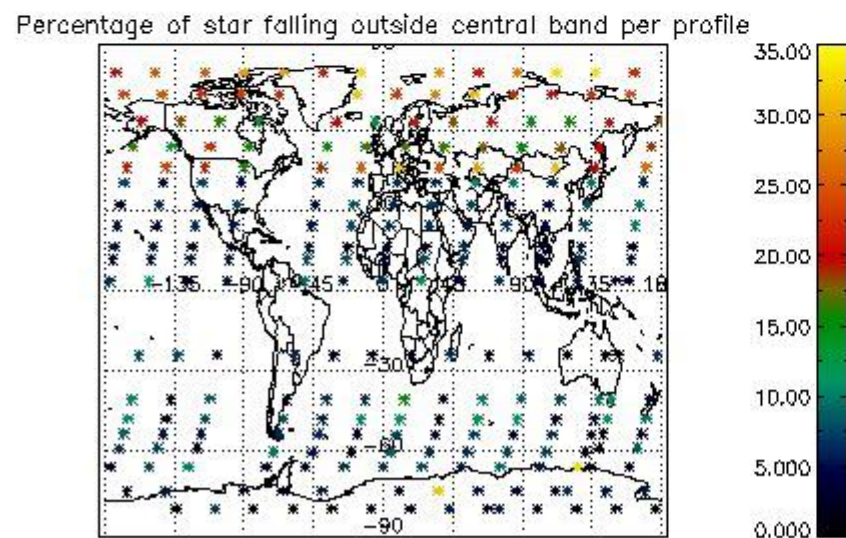
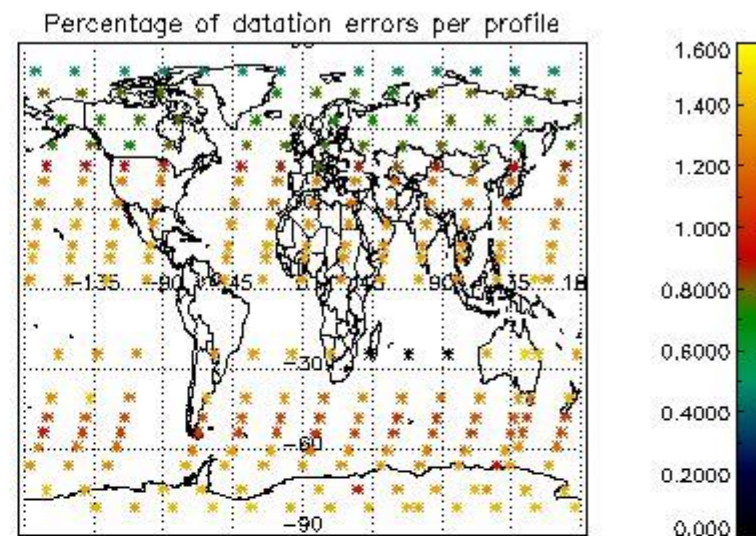
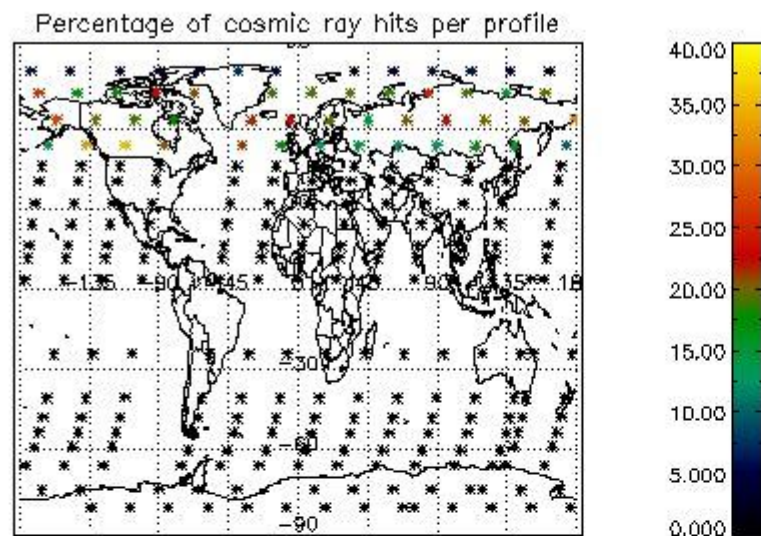
Percentage of star falling outside central band per profile



Percentage of saturation errors per profile



4.2.2 Plot level 1 quality information per product (world map): ENVISAT DESCENDING passes



5. Trace gas profiles

5.1 Ozone statistics based on quality of products

The final quality of the products can be "measured" using the STD (Standard Deviation) attached to every point profile. This information is written to the parameter GOM_NL__2P/NL_LOCAL_SPECIES_DENSITY/o3_std of the level 2 products. The table below shows the statistics for given STD ranges.

The statistics are given with respect to the overall valid production:

- Products without fatal errors: GOM_NL__2P/MPH/PRODUCT_ERR=0
- Valid point profile: GOM_NL__2P/NL_LOCAL_SPECIES_DENSITY/pcd(0)=0

The 'Criteria' is applied to valid points of dark limb products:

- Products in dark limb illumination condition: GOM_NL__2P/NL_SUMMARY_QUALITY/obs_ill_cond=0
- Products without fatal errors: GOM_NL__2P/MPH/PRODUCT_ERR=0
- Valid point profile: GOM_NL__2P/NL_LOCAL_SPECIES_DENSITY/pcd(0)=0

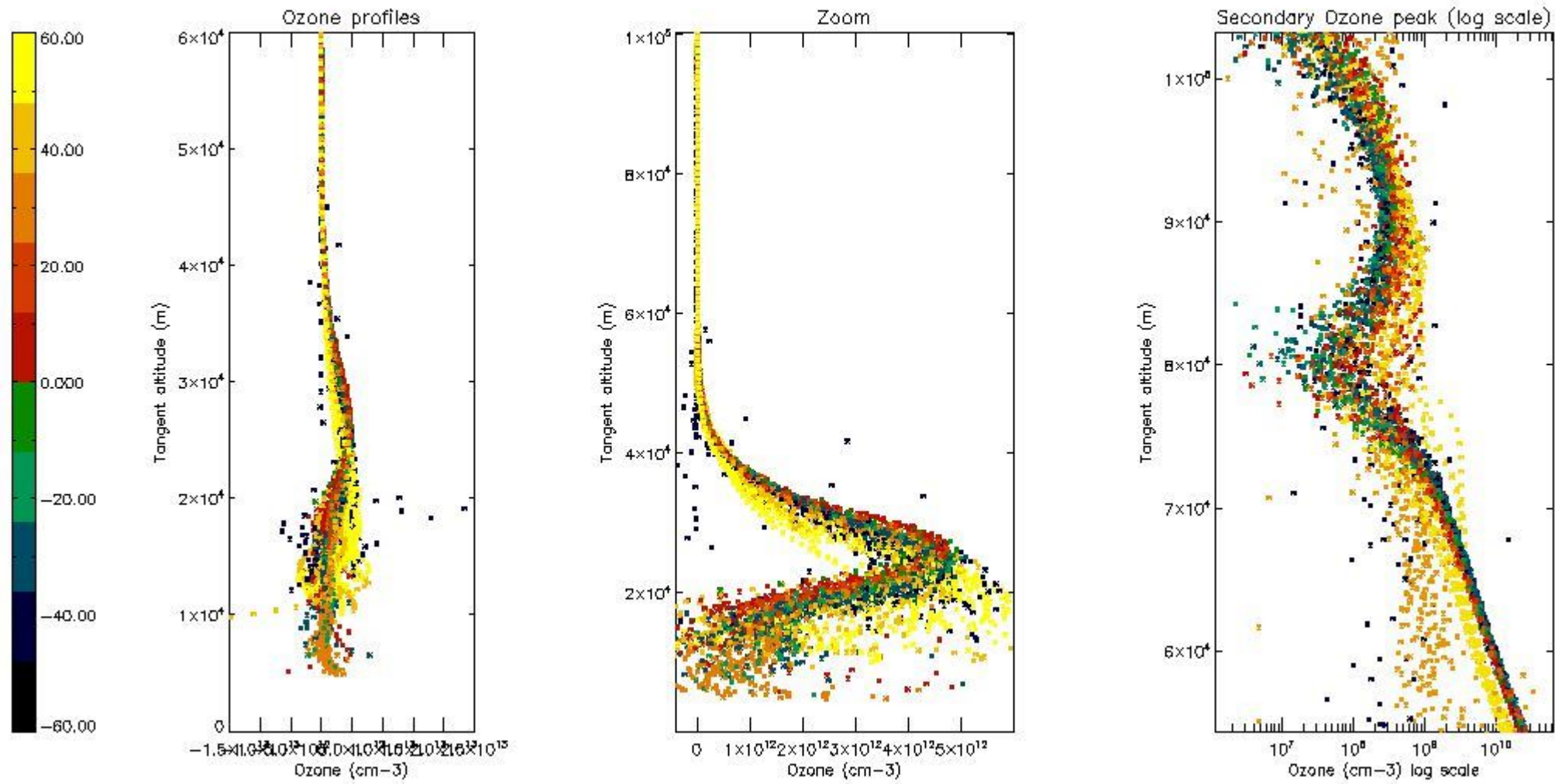
So, the table below shows the percentage of dark limb and valid observations for each criteria with respect to the overall valid daily observations.

Criteria	% of total production
All STD	27
STD < 20	16

STD < 10	14
STD < 5	11

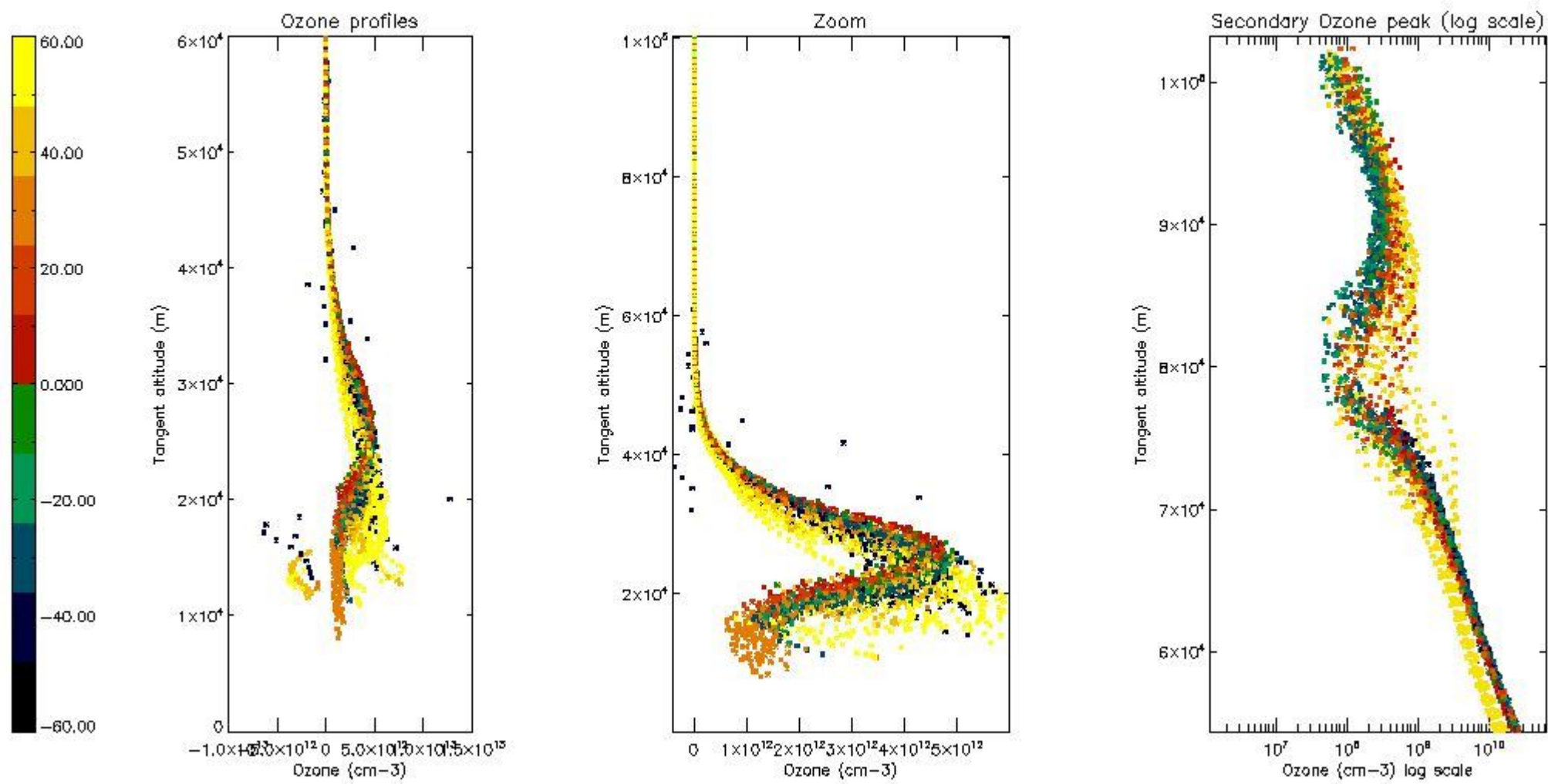
5.2 Plot ozone profiles for all STD (dark without errors)

The colorbar represents the latitude.



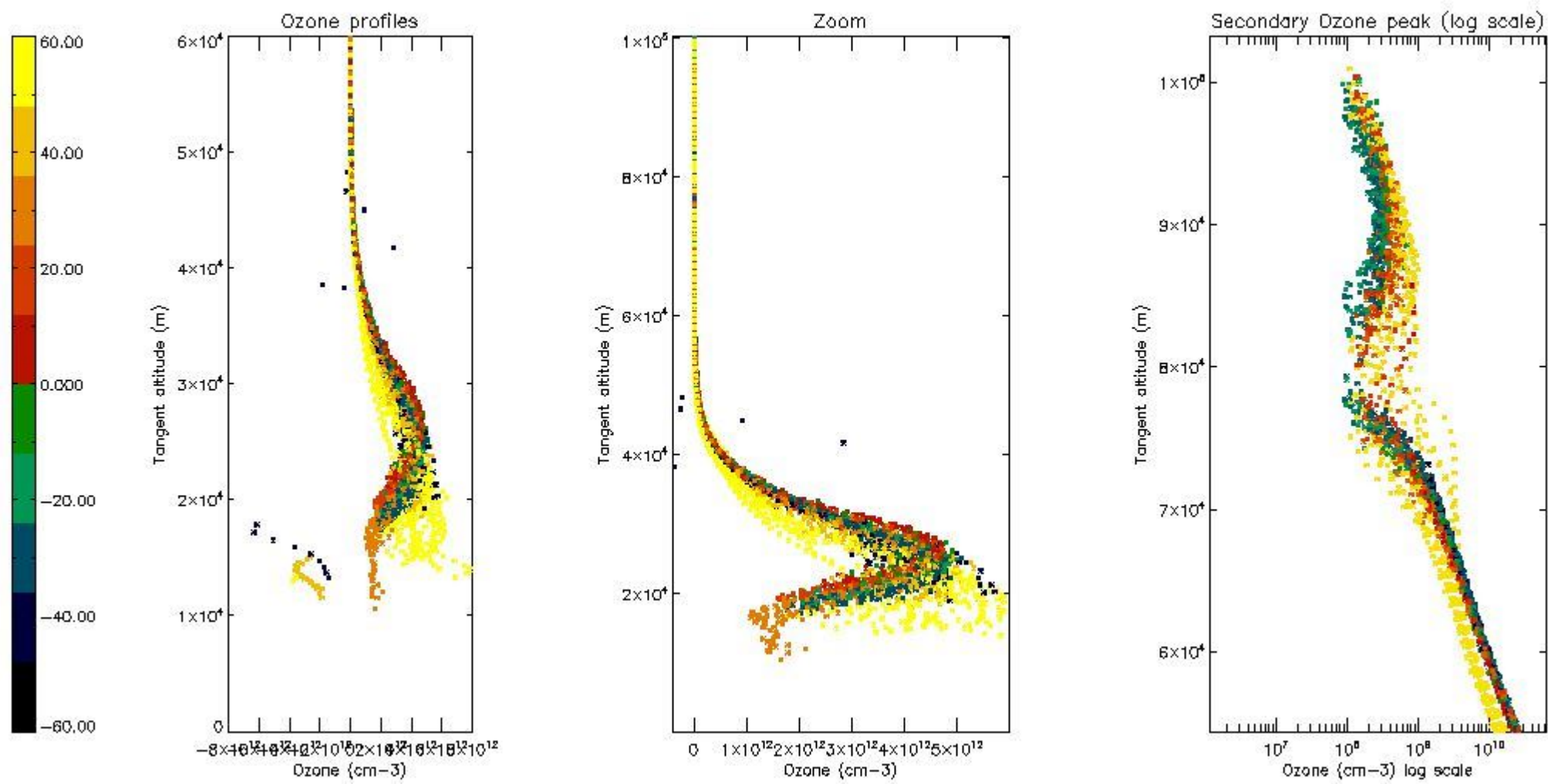
5.3 Plot ozone profiles where STD < 20% (dark without errors)

The colorbar represents the latitude.



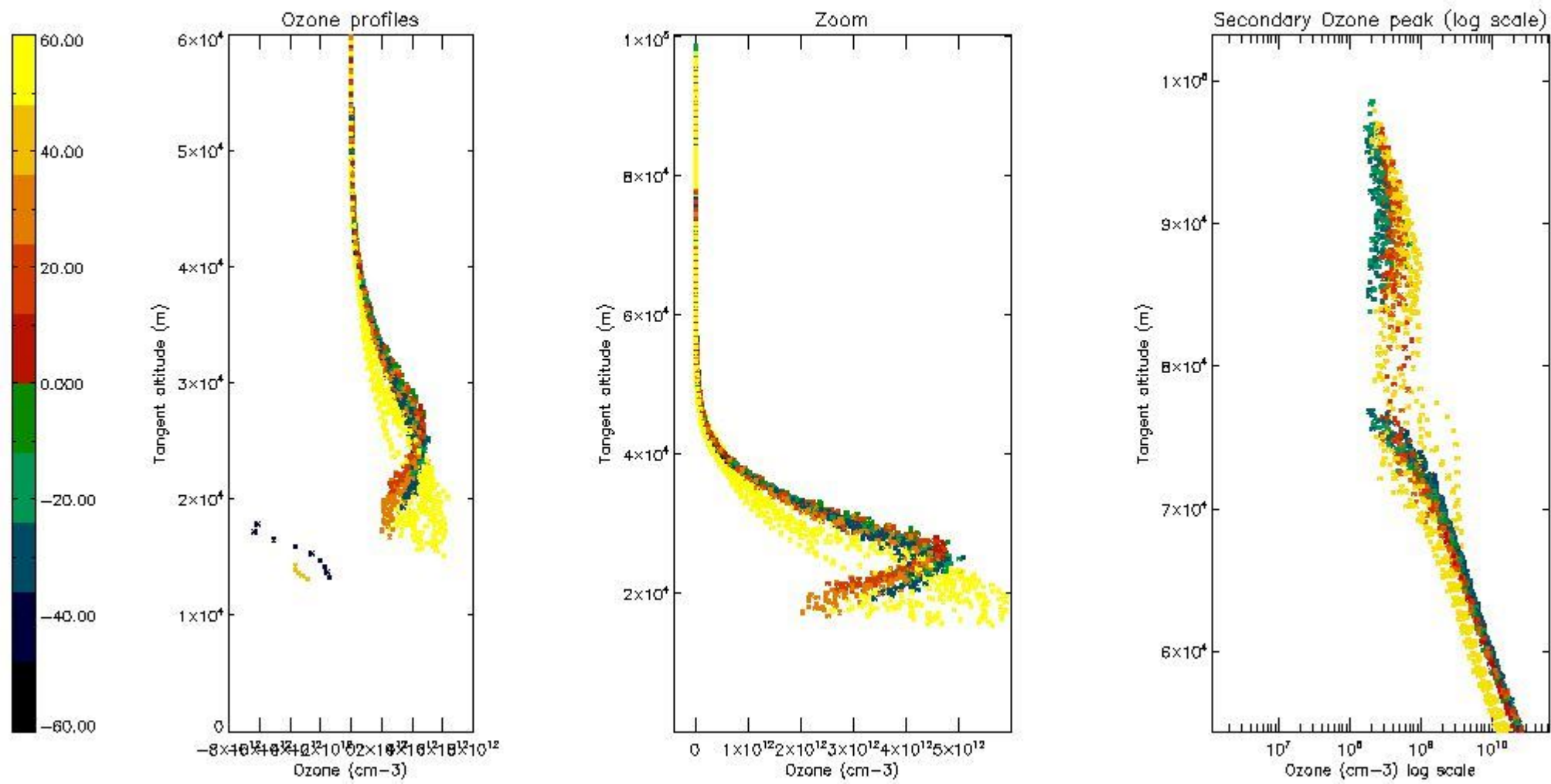
5.4 Plot ozone profiles where STD < 10% (dark without errors)

The colorbar represents the latitude.



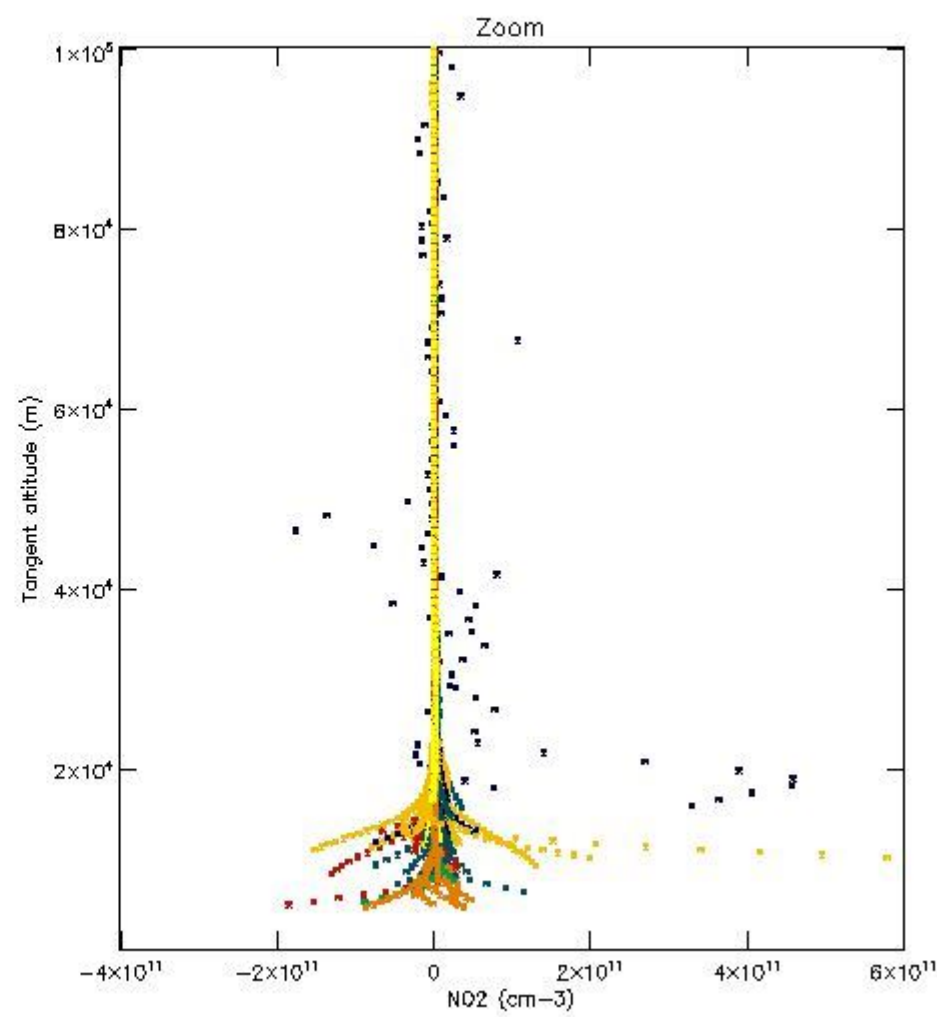
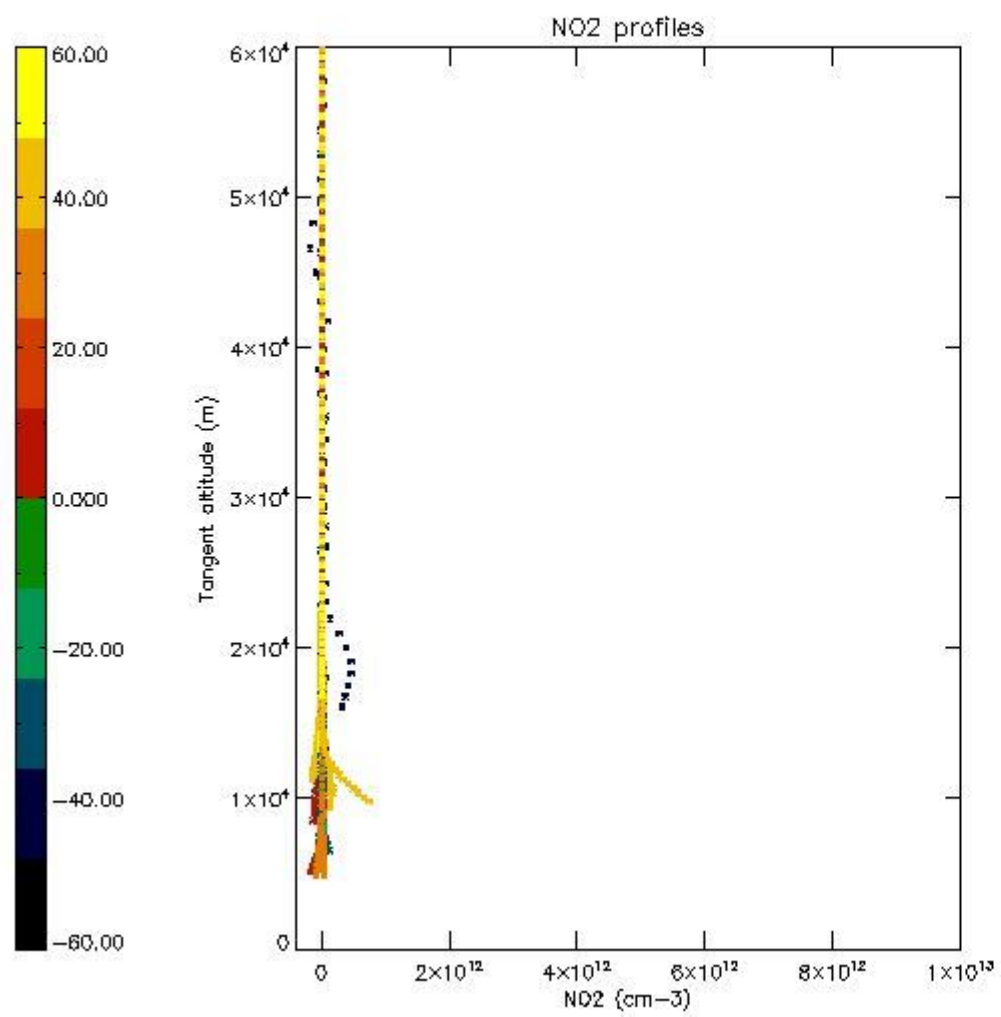
5.5 Plot ozone profiles where STD < 5% (dark without errors)

The colorbar represents the latitude.



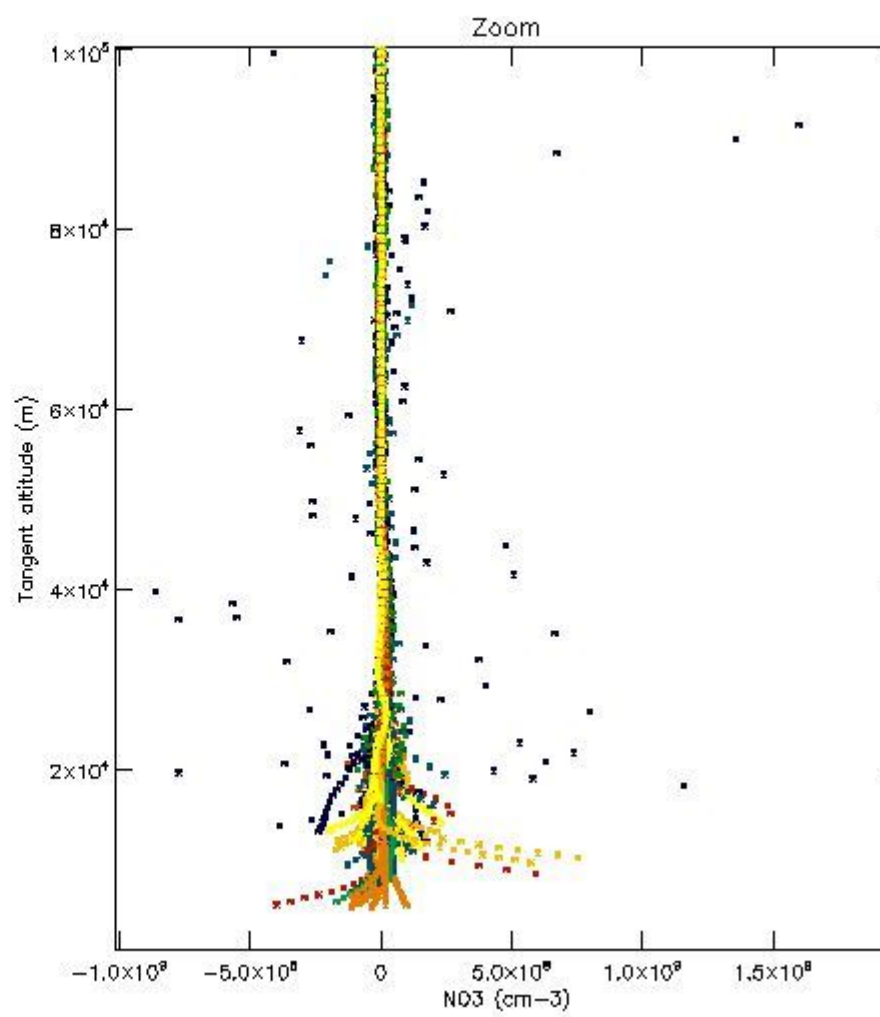
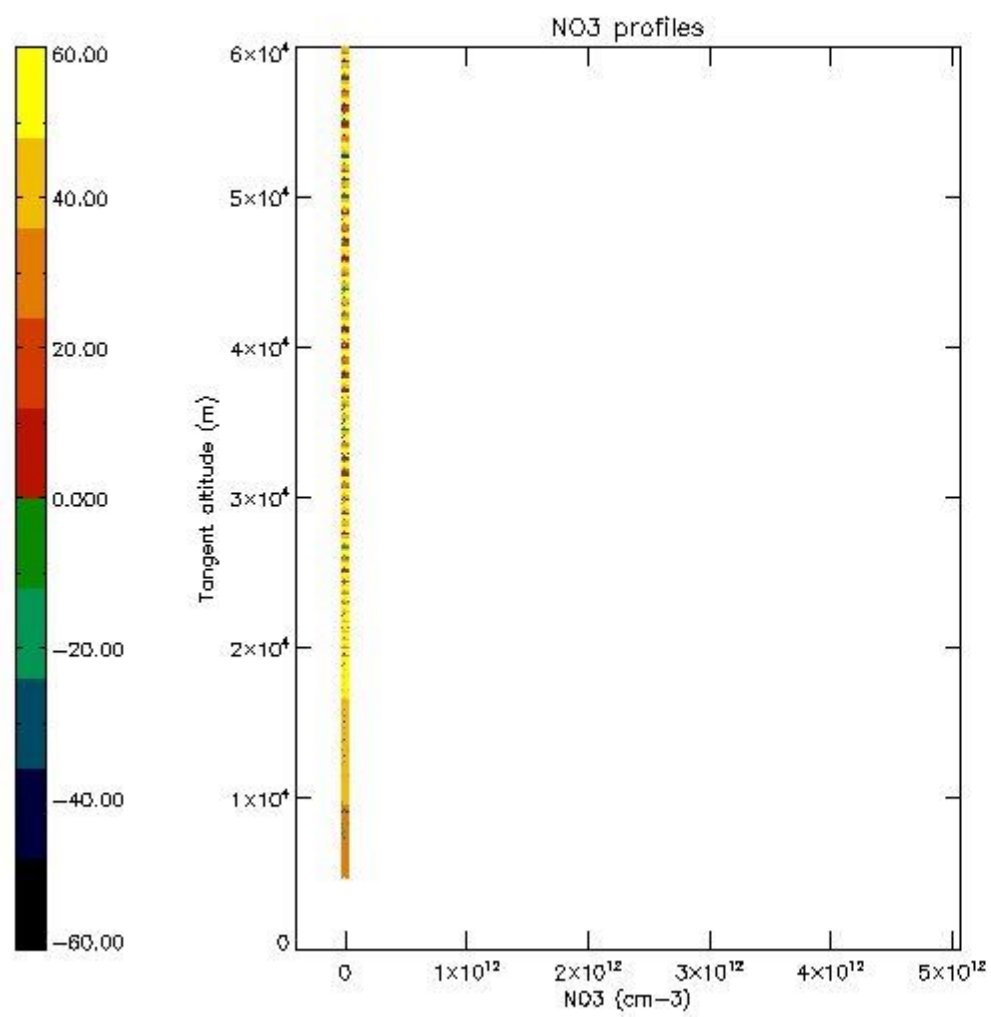
5.6 Plot NO₂ profiles for all STD (dark without errors)

The colorbar represents the latitude.



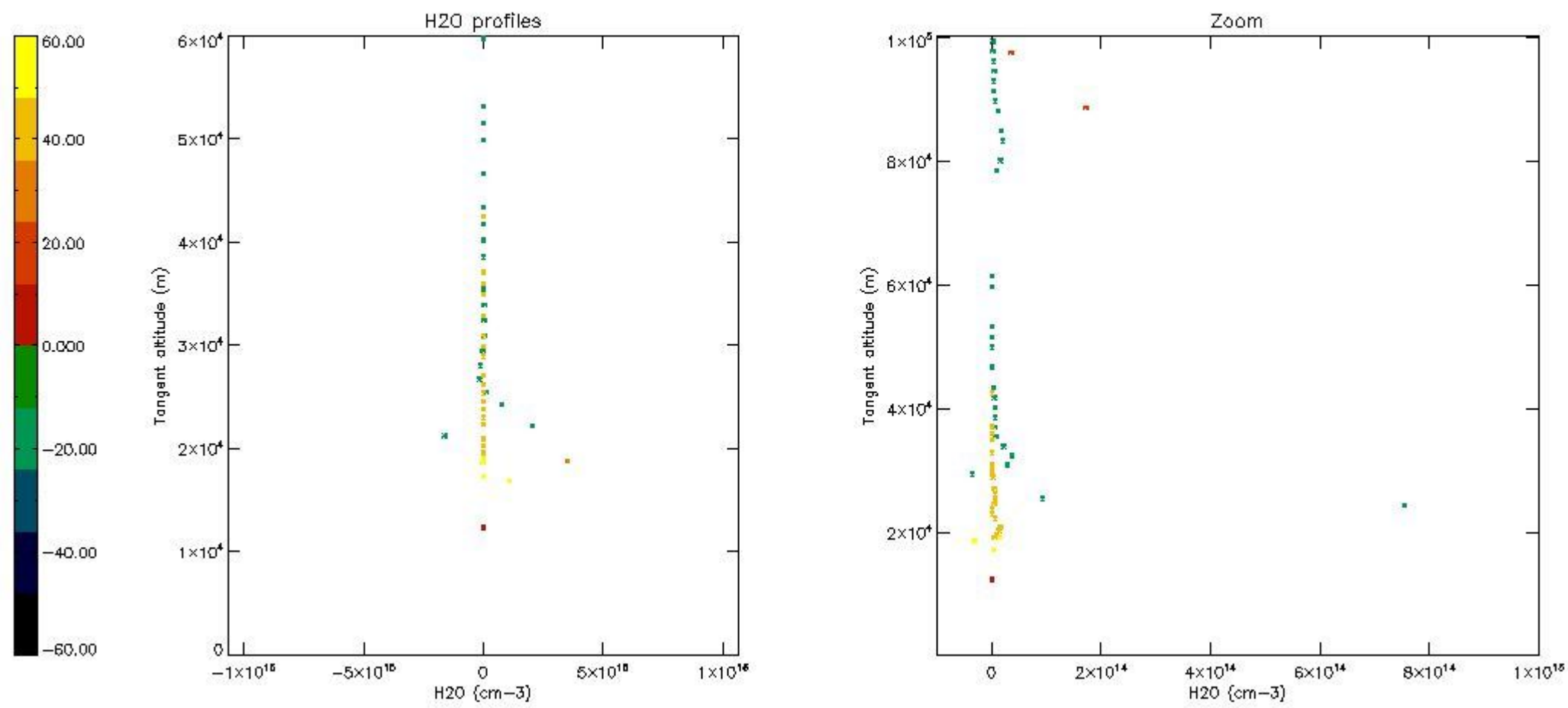
5.7 Plot NO3 profiles for all STD (dark without errors)

The colorbar represents the latitude.



5.8 Plot H2O profiles for all STD (only for occultations of stars 1,2,3,4,13,14,16,26,63 dark without errors)

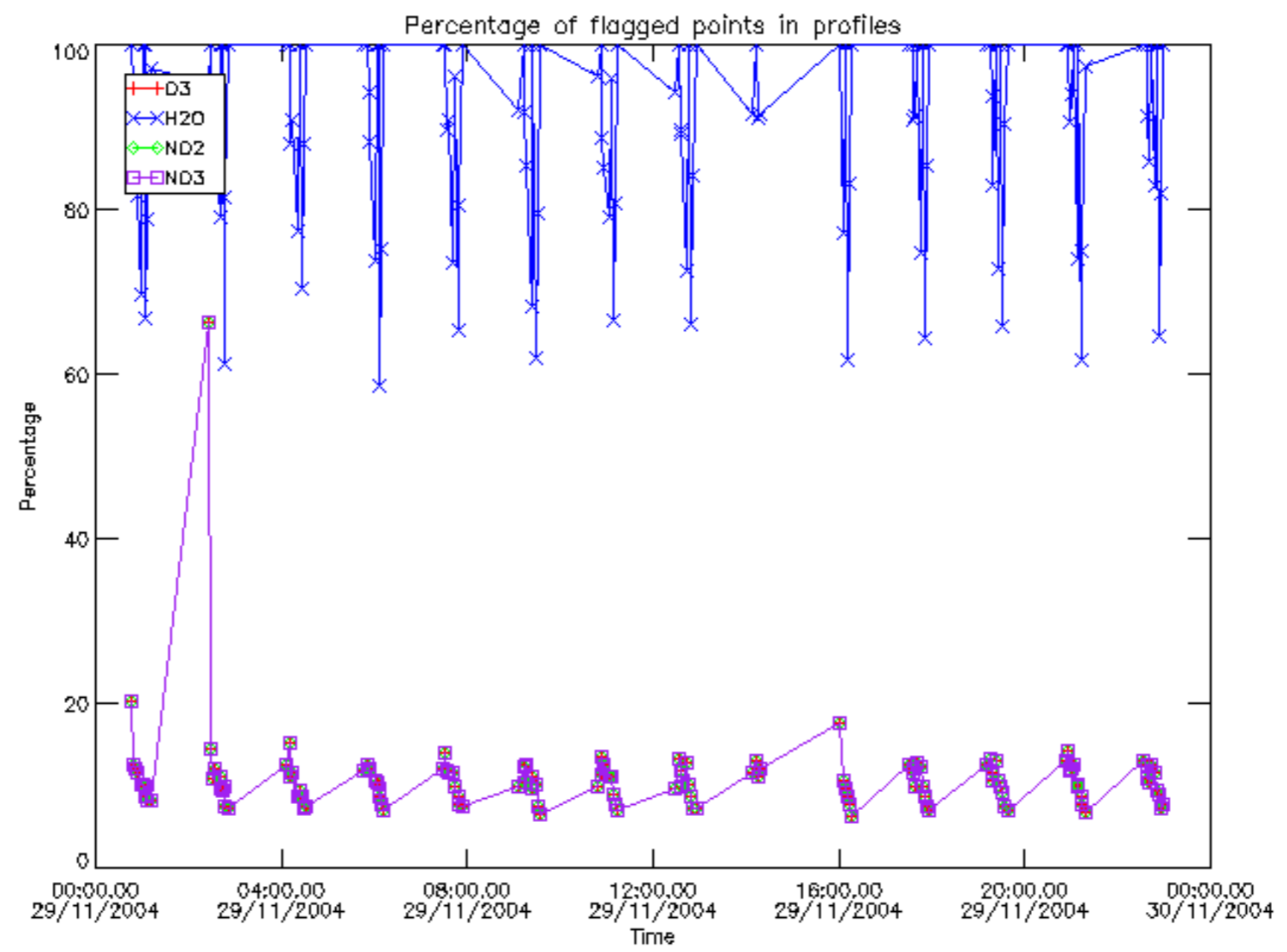
The colorbar represents the latitude.



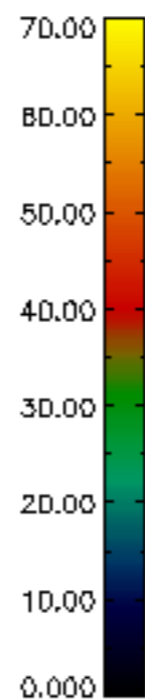
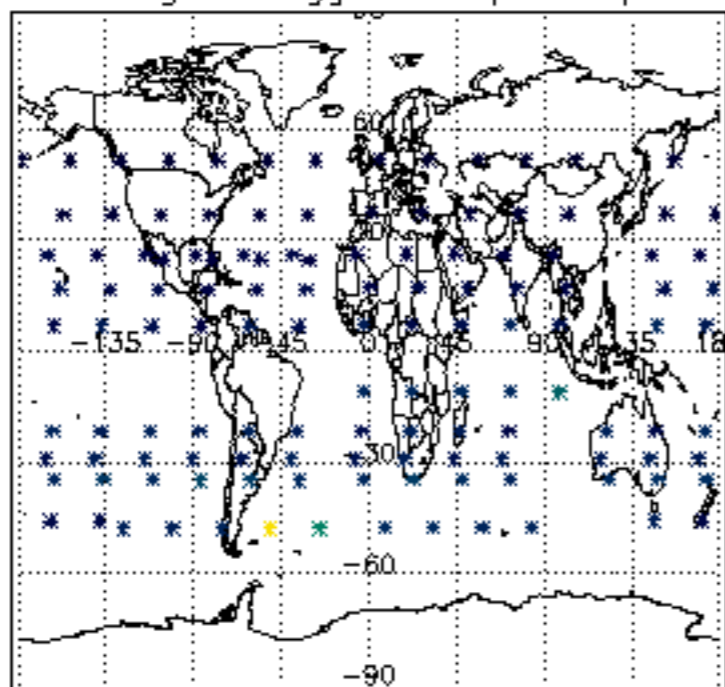
6. Auxiliary Data Files used for the production reported in section 2

The number reported in the third column indicates since which file (see list in section 2) the corresponding auxiliary file has been used. The fourth column is the date of those product files.

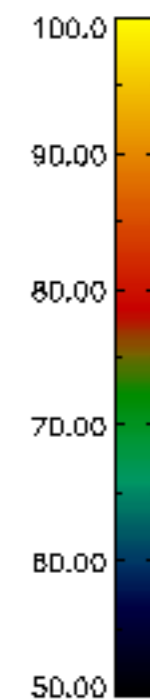
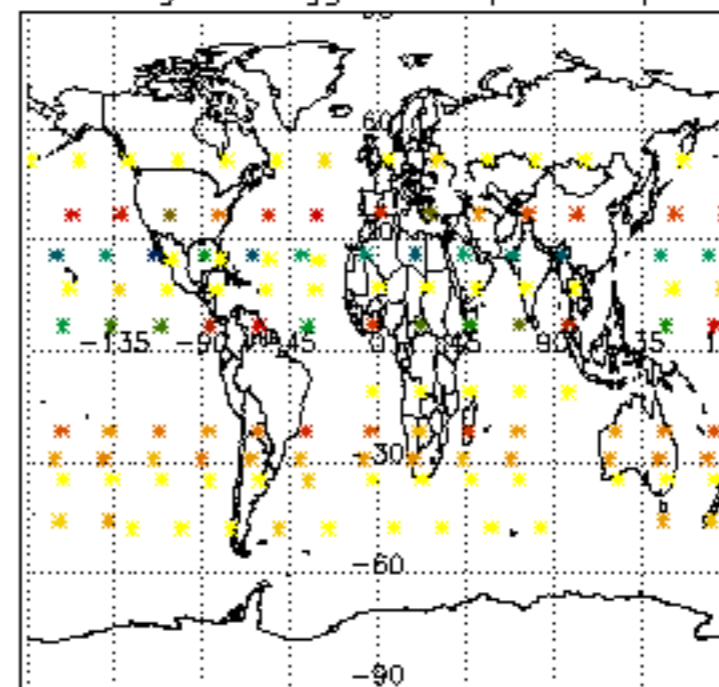
Type	Auxiliary Filename	Used since product	Used since product date
INST_PHYS_CHARACTERISTICS	GOM_INS_AXVIEC20091111_143220_20030716_120000_20500101_000000	1	29-NOV-2004 00:00:44
LEVEL-2_PROC_CONFIG	GOM_PR2_AXVIEC20091111_152718_20020301_000000_20500101_000000	1	29-NOV-2004 00:00:44
CROSS_SECTIONS_FILE	GOM_CRS_AXVIEC20091111_154832_20020301_000000_20500101_000000	1	29-NOV-2004 00:00:44



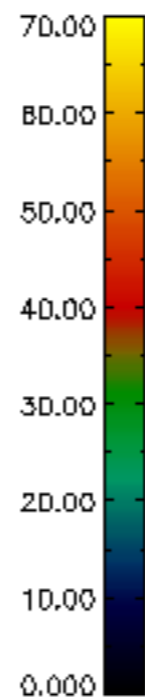
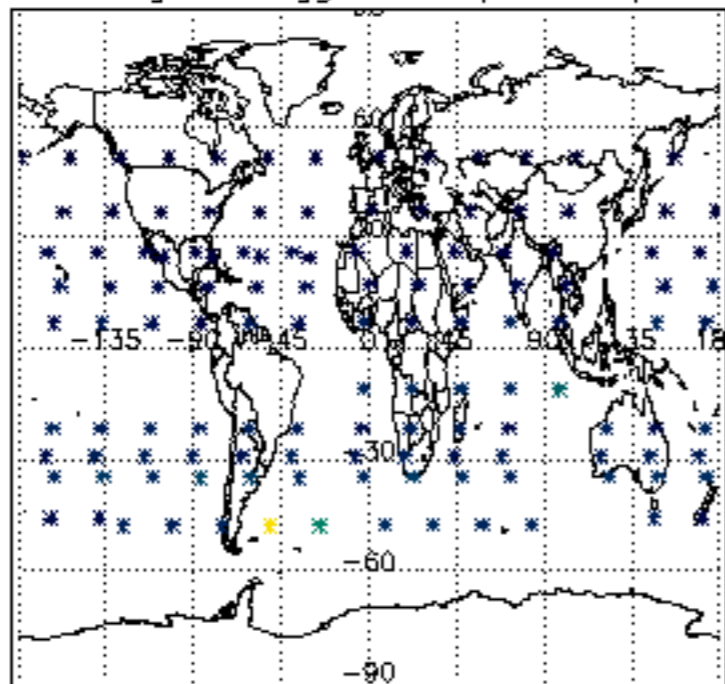
Percentage of flagged data per D3 profile



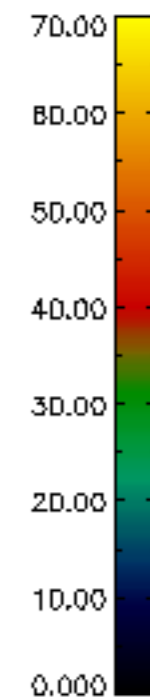
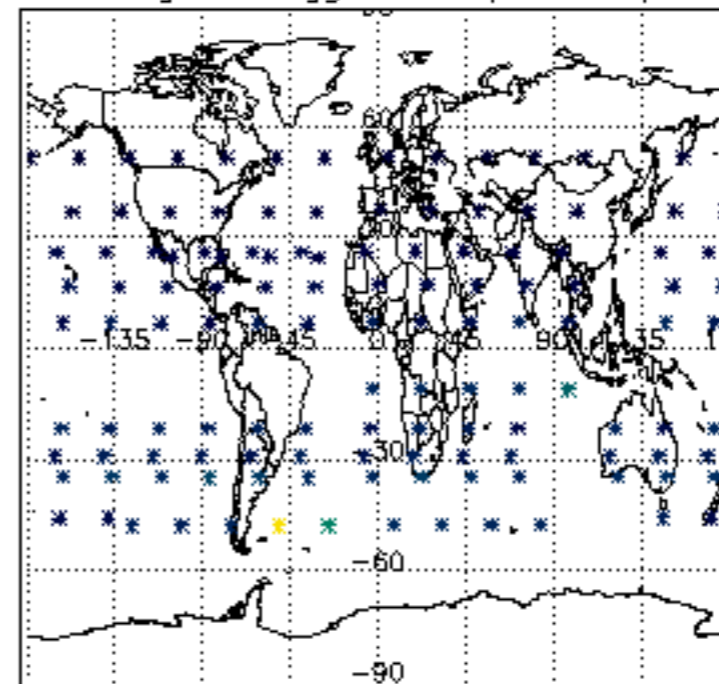
Percentage of flagged data per H2O profile

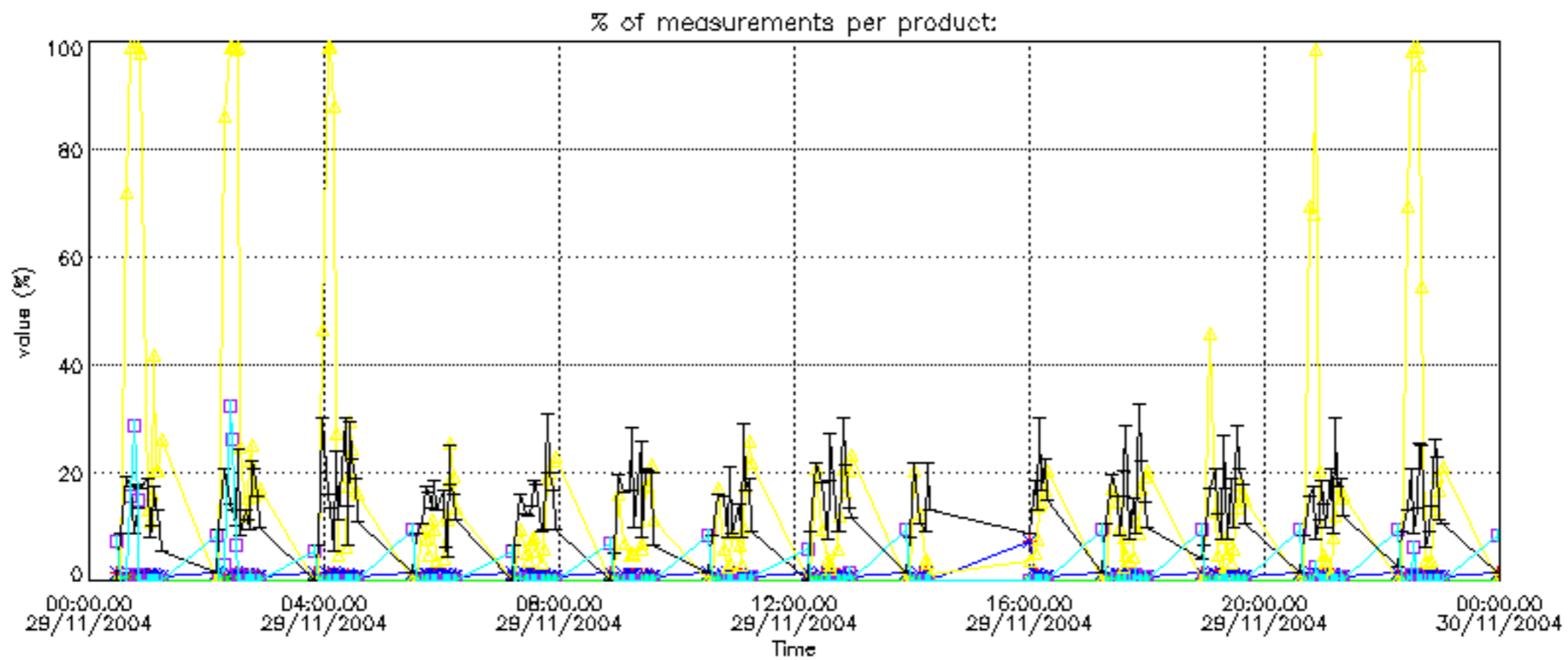


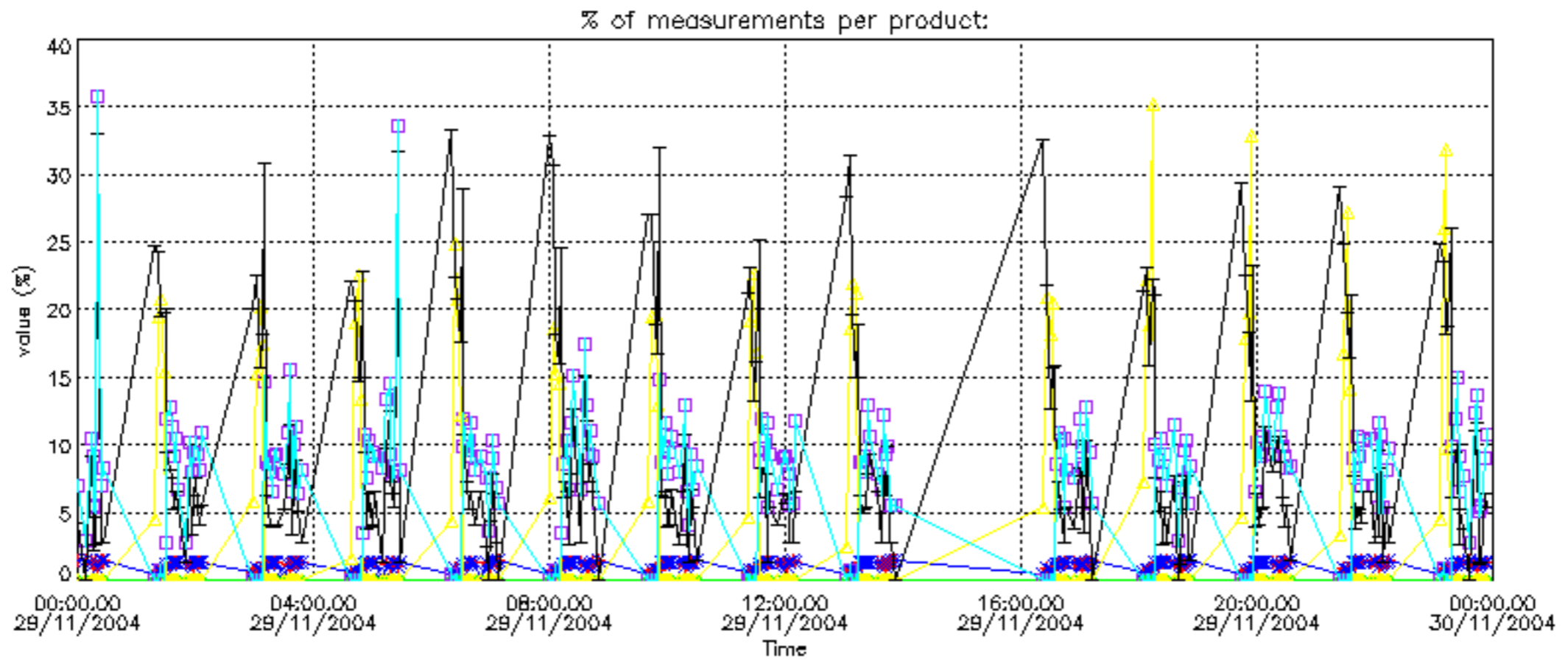
Percentage of flagged data per NO2 profile



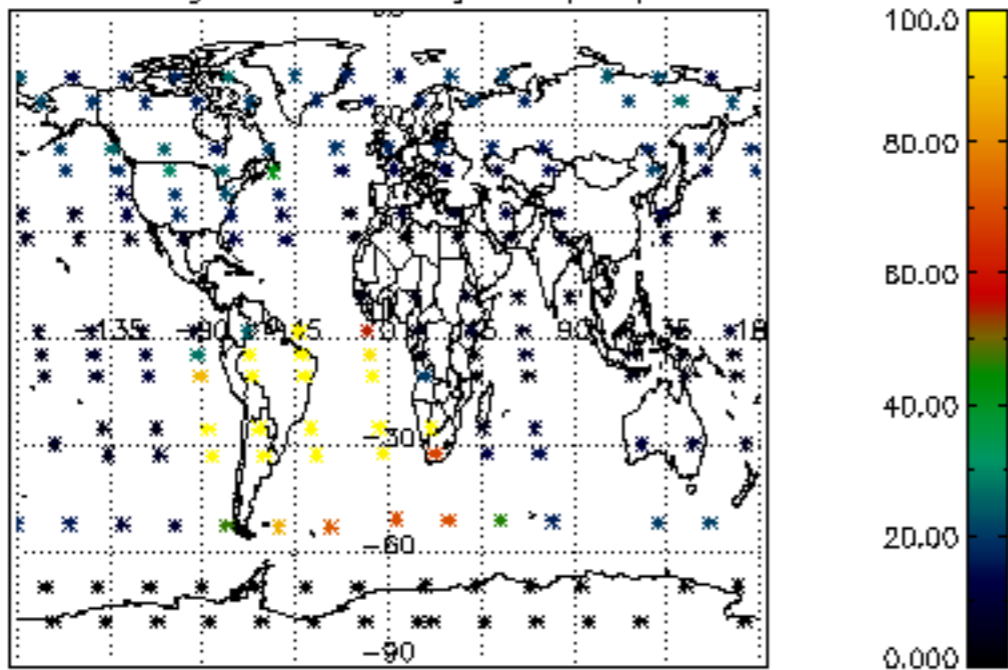
Percentage of flagged data per NO3 profile



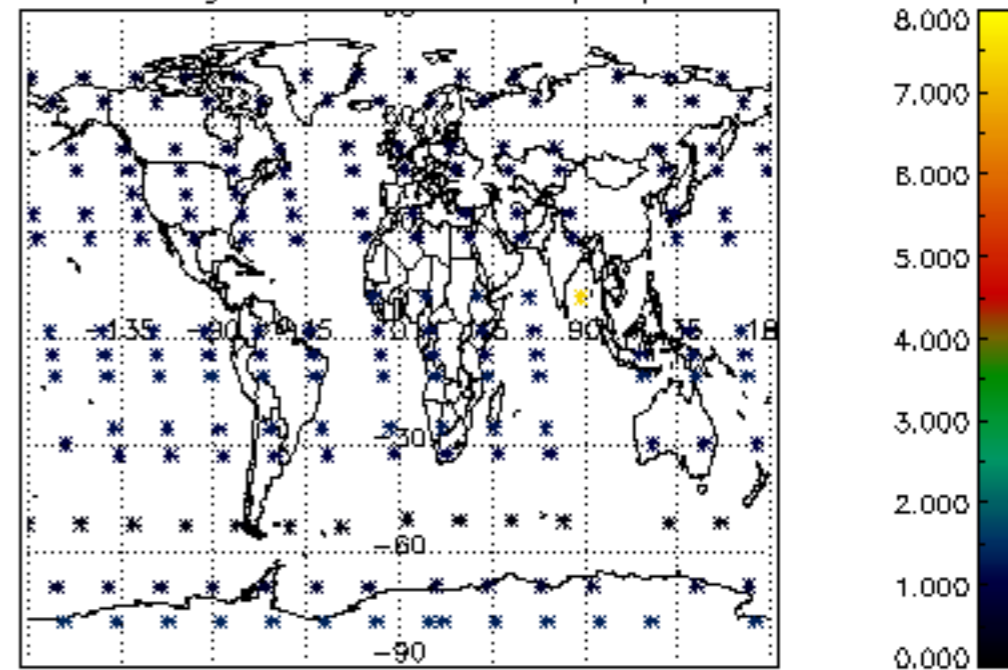




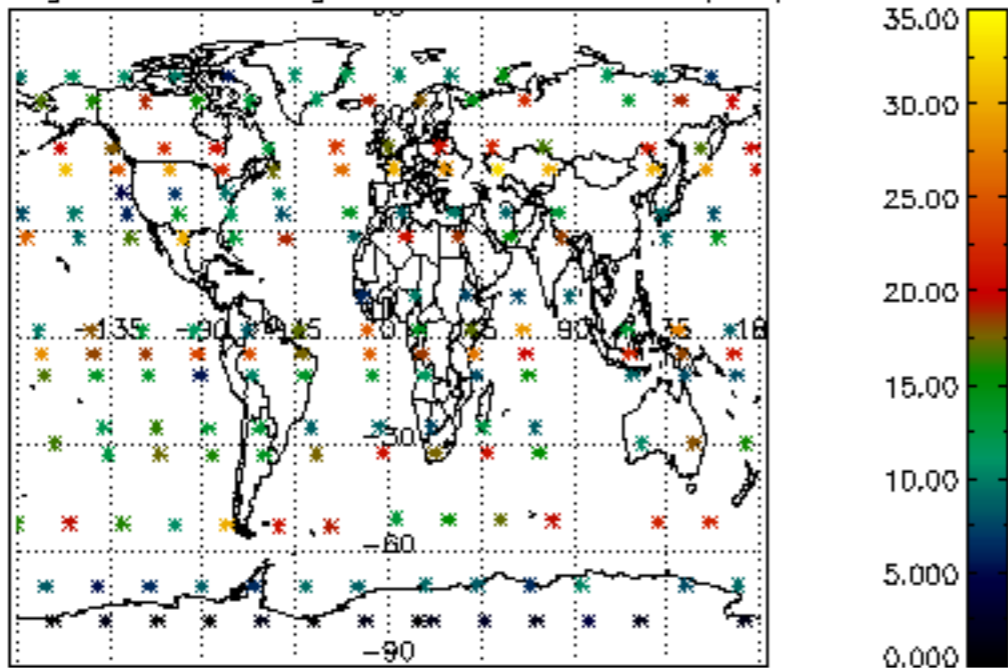
Percentage of cosmic ray hits per profile



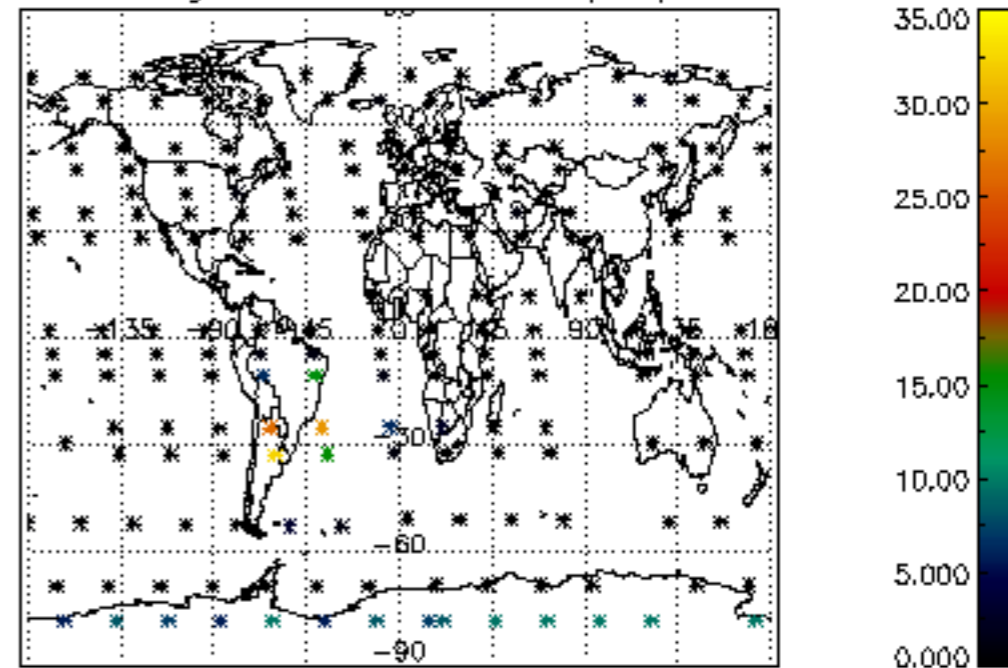
Percentage of datation errors per profile



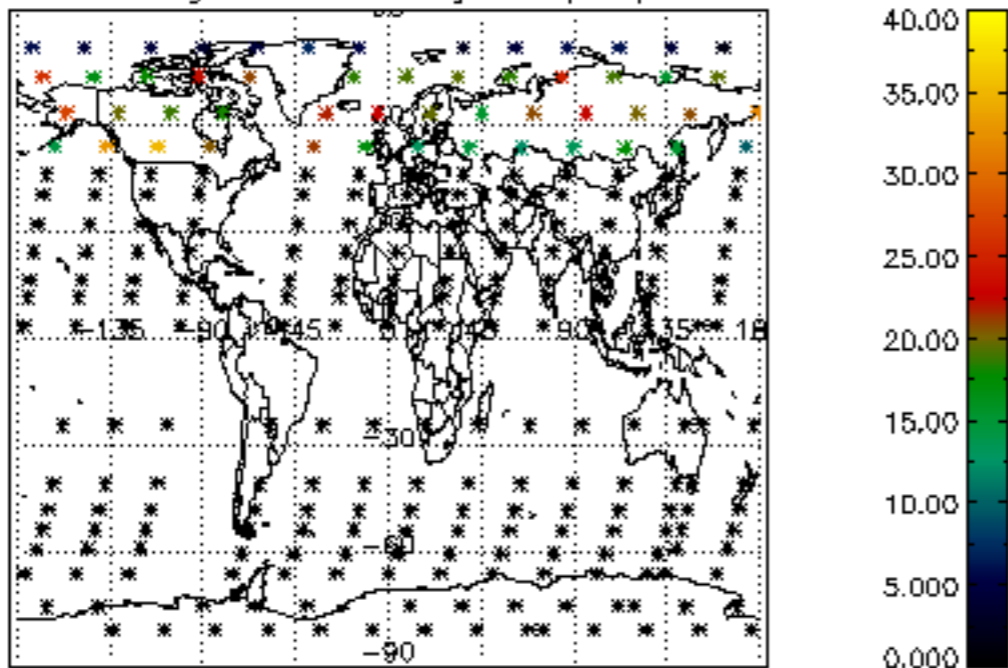
Percentage of star falling outside central band per profile



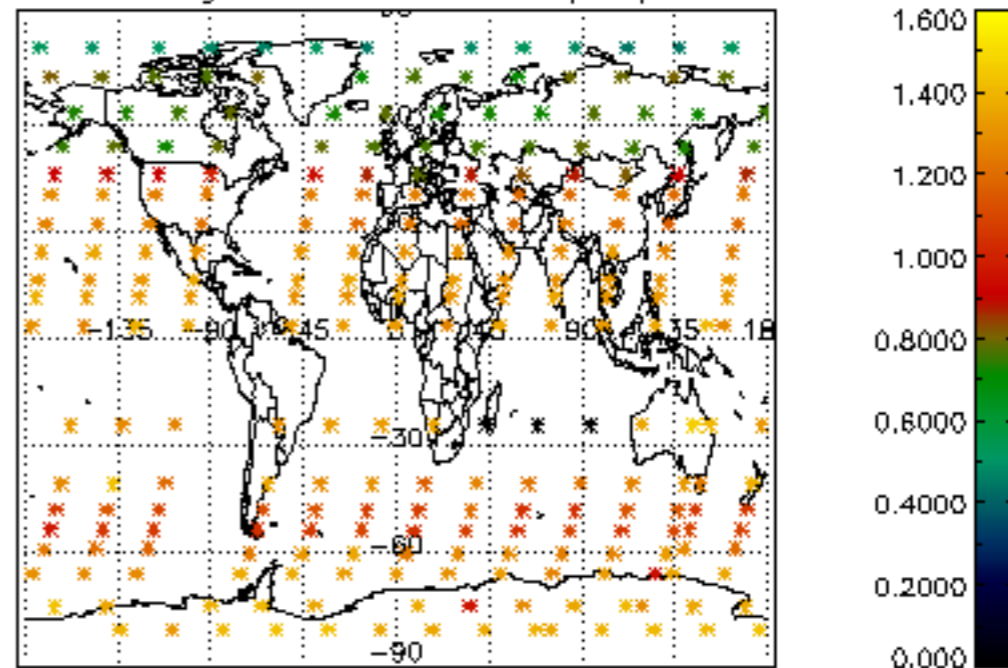
Percentage of saturation errors per profile



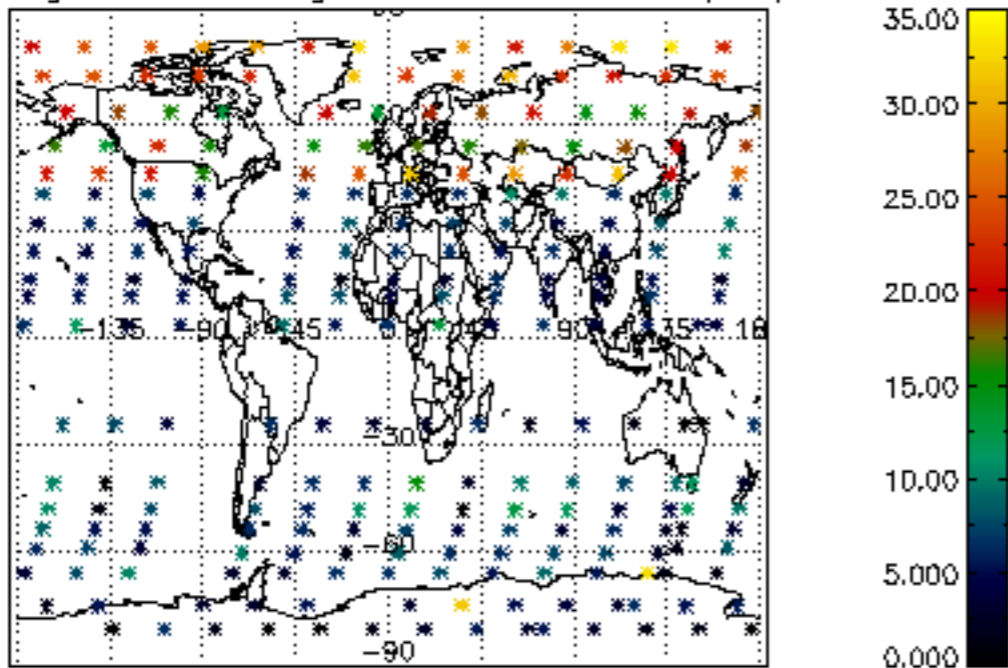
Percentage of cosmic ray hits per profile



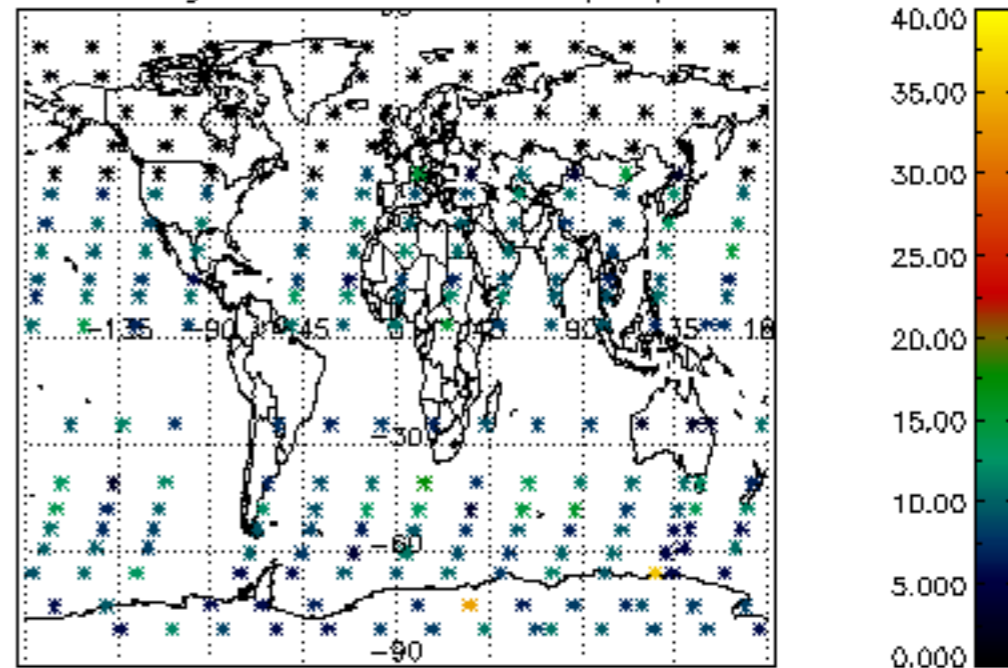
Percentage of datation errors per profile

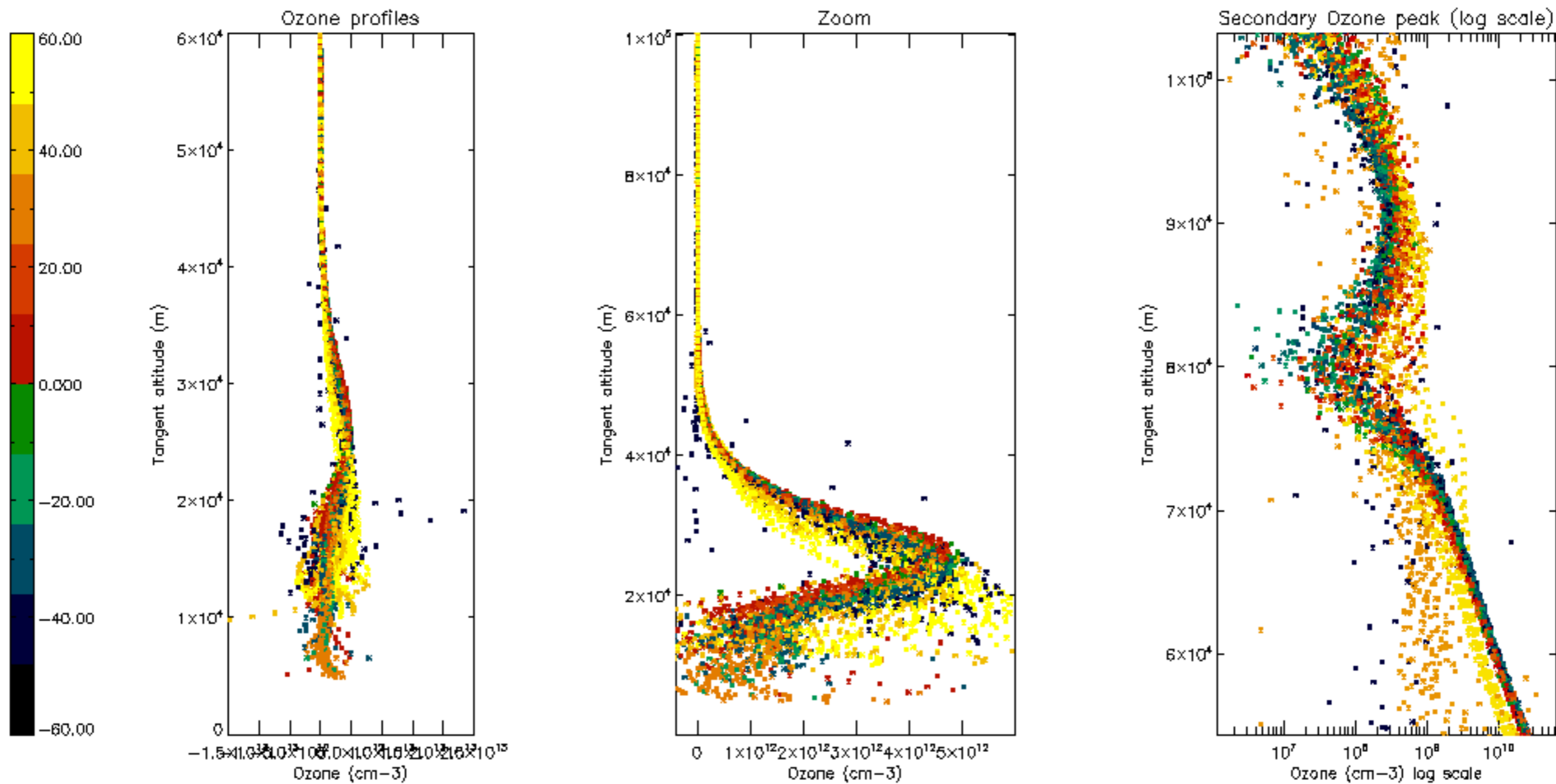


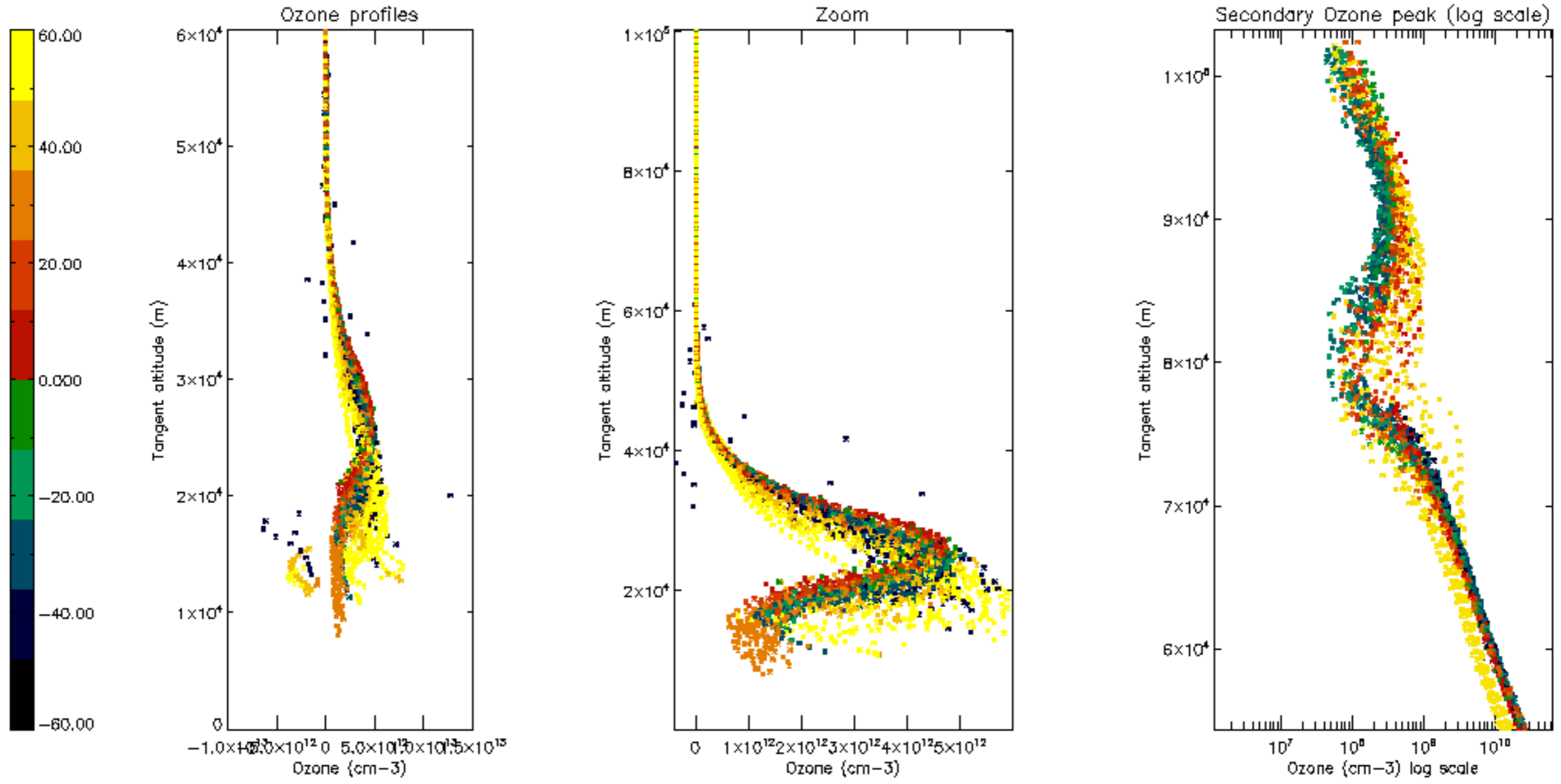
Percentage of star falling outside central band per profile

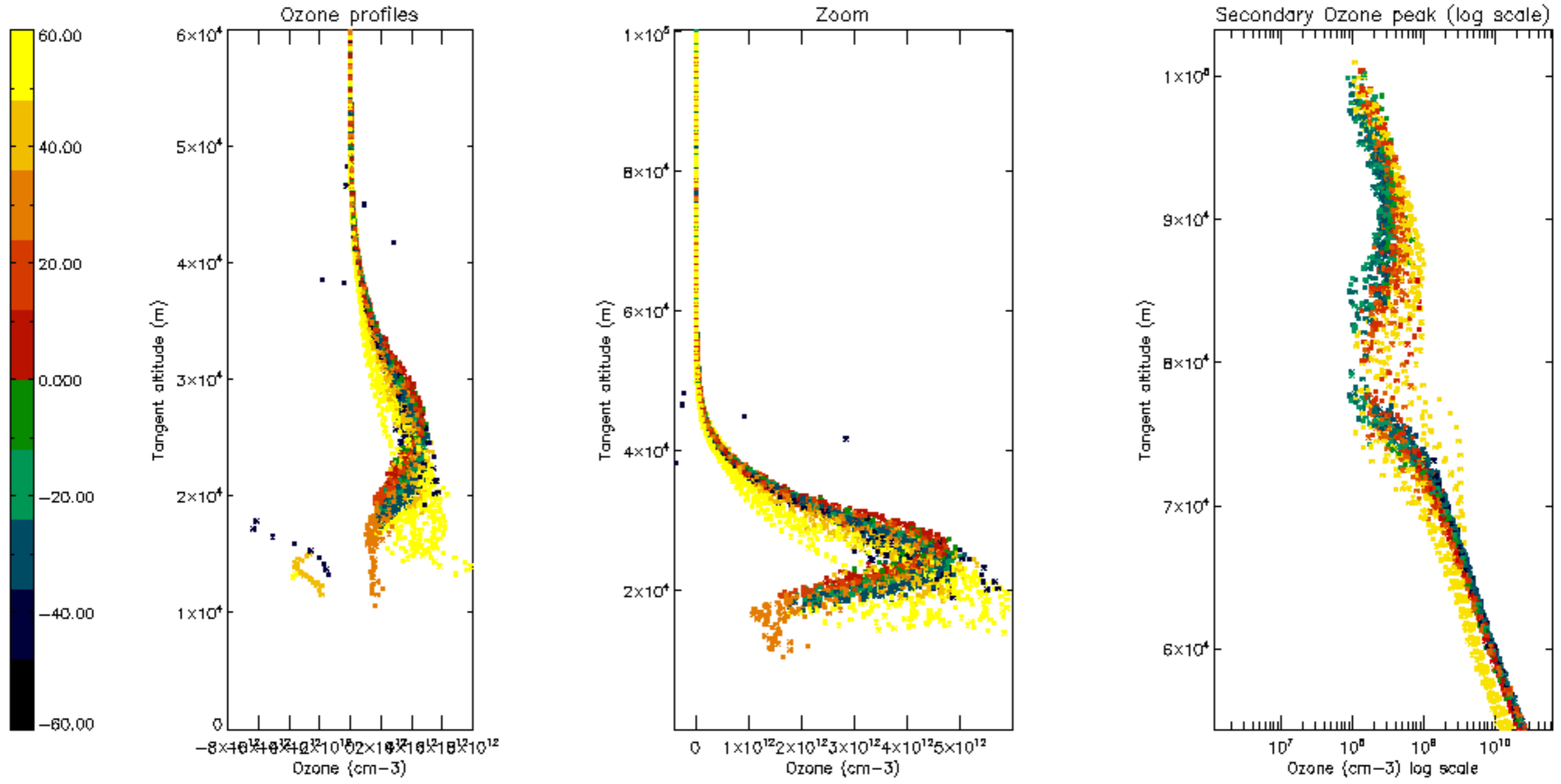


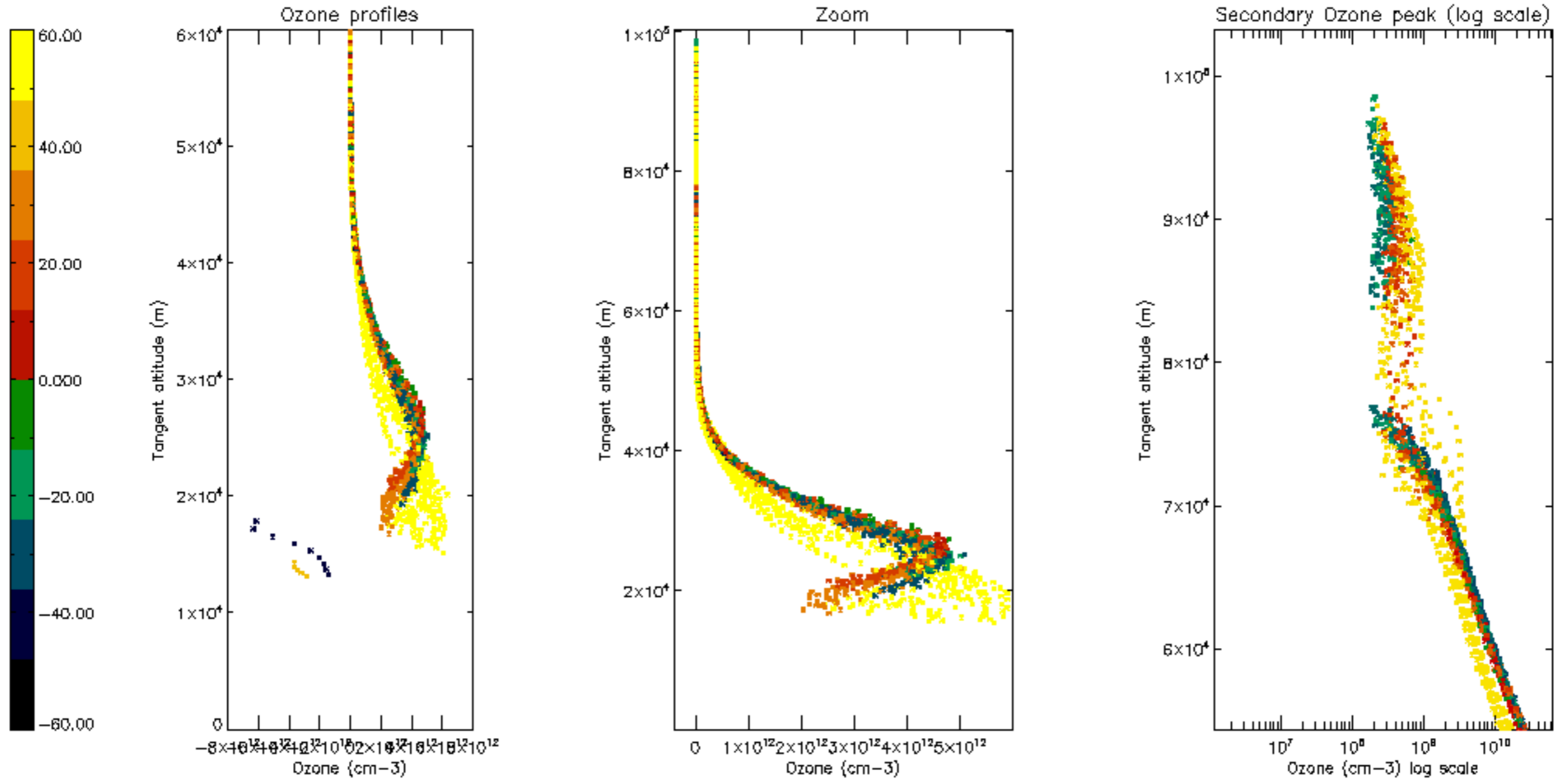
Percentage of saturation errors per profile

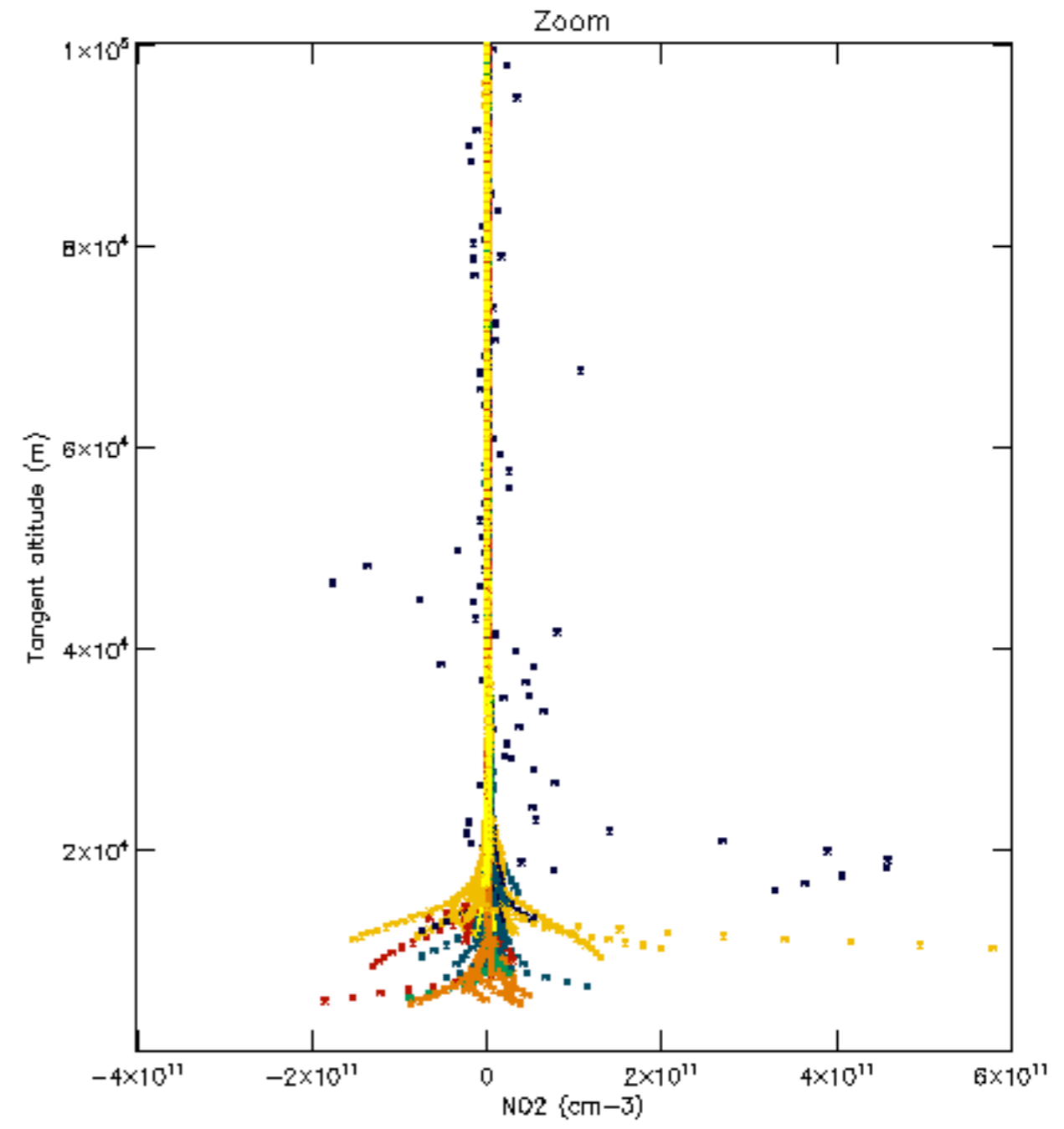
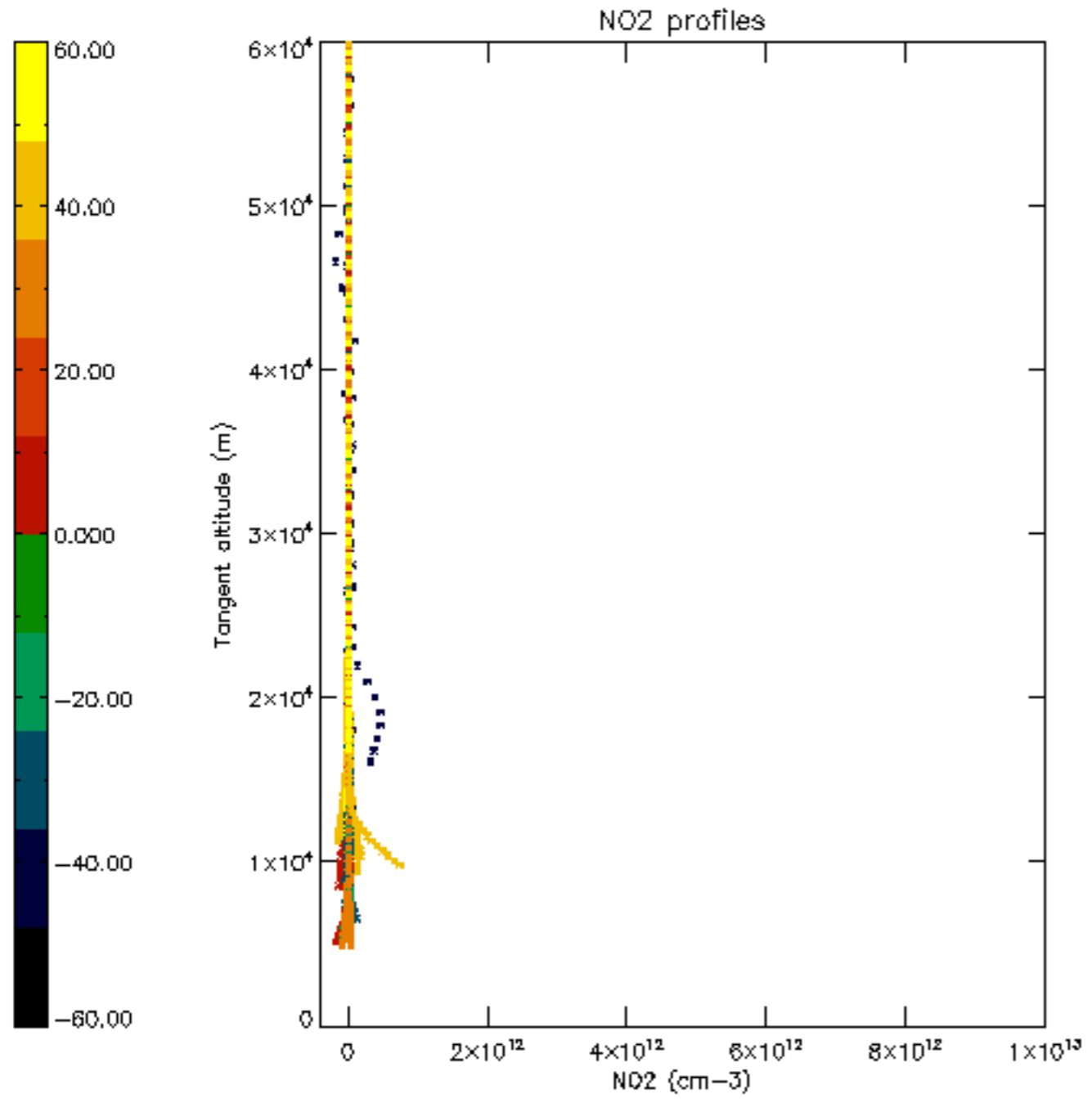


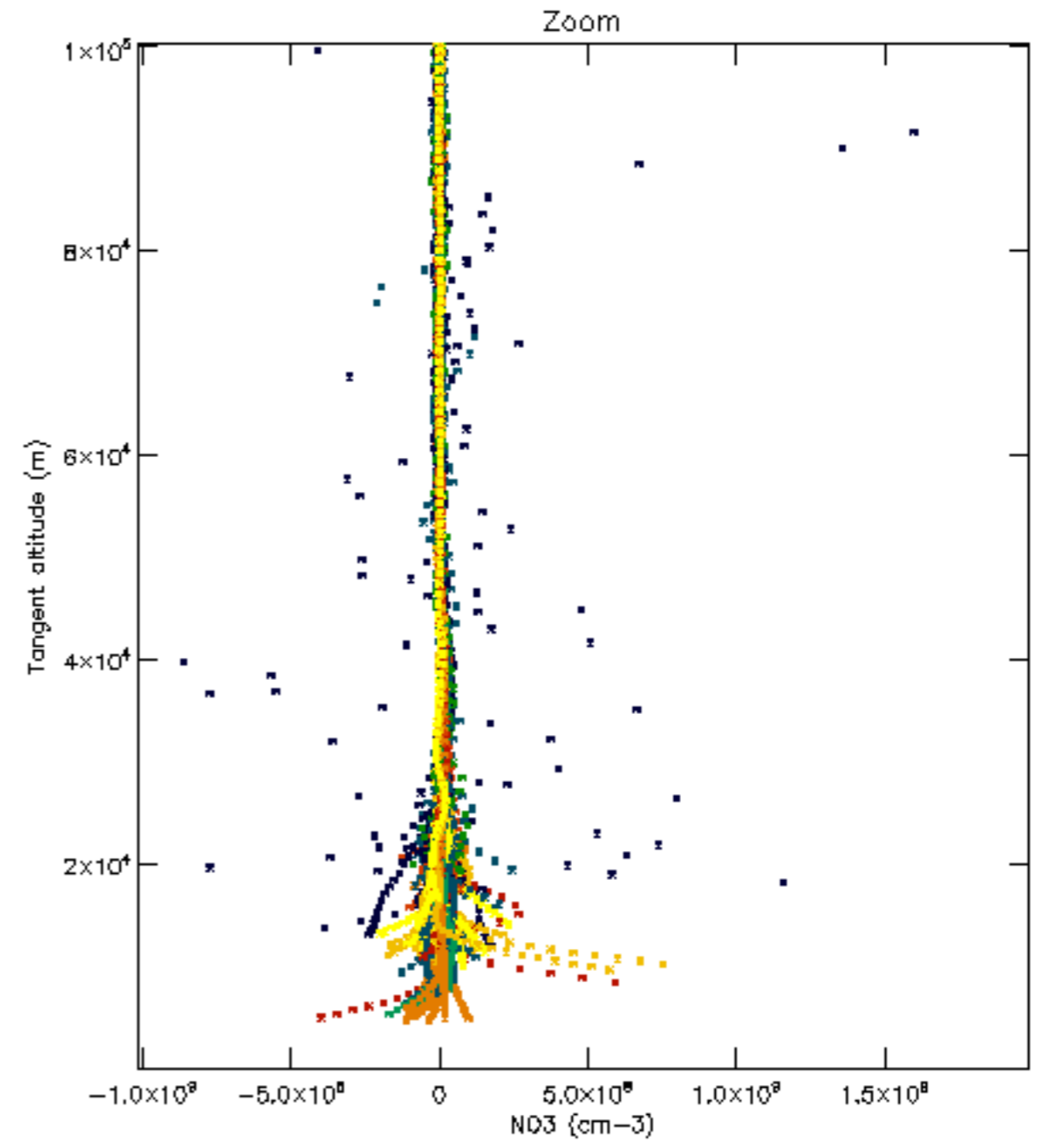
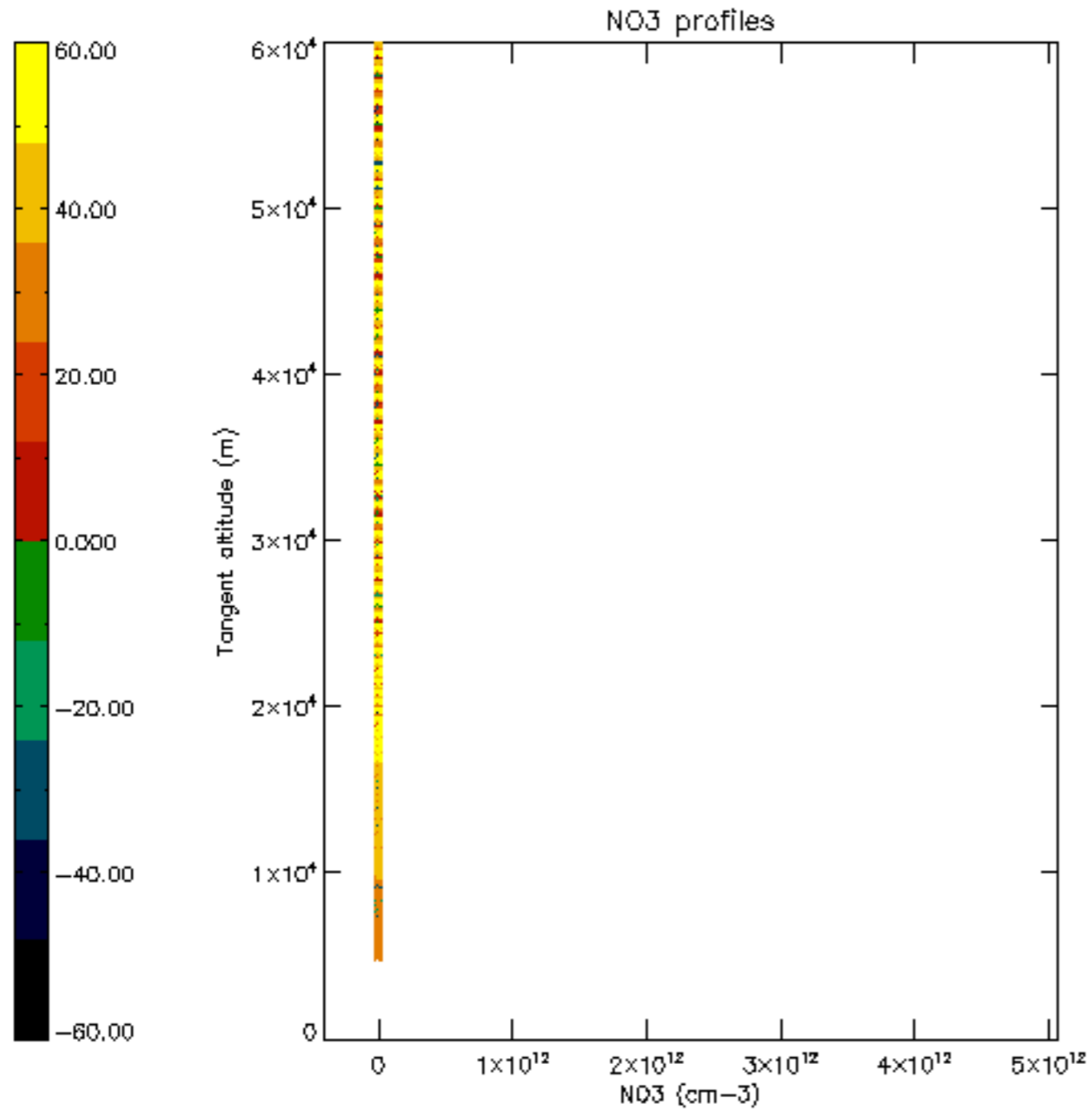


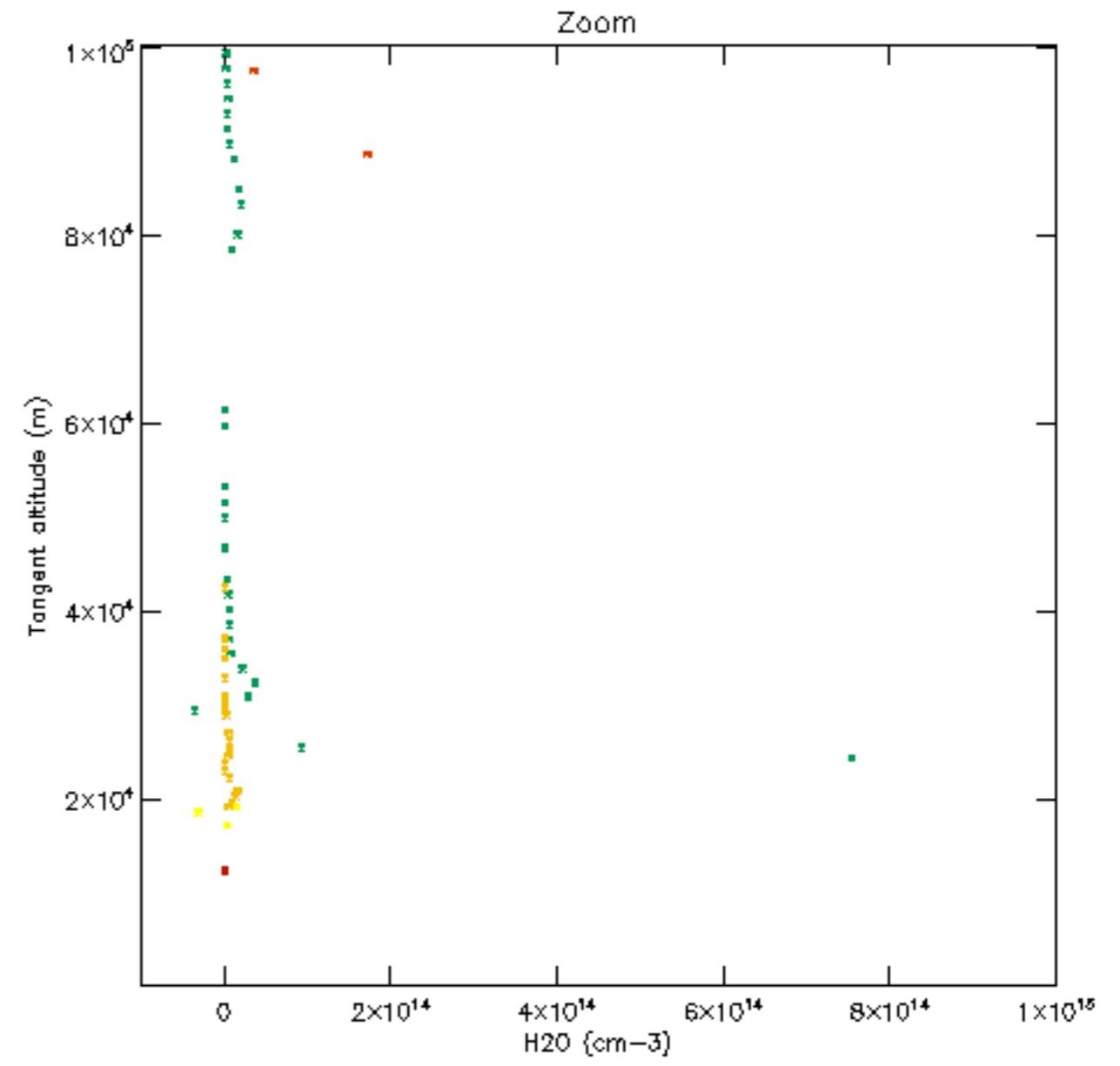
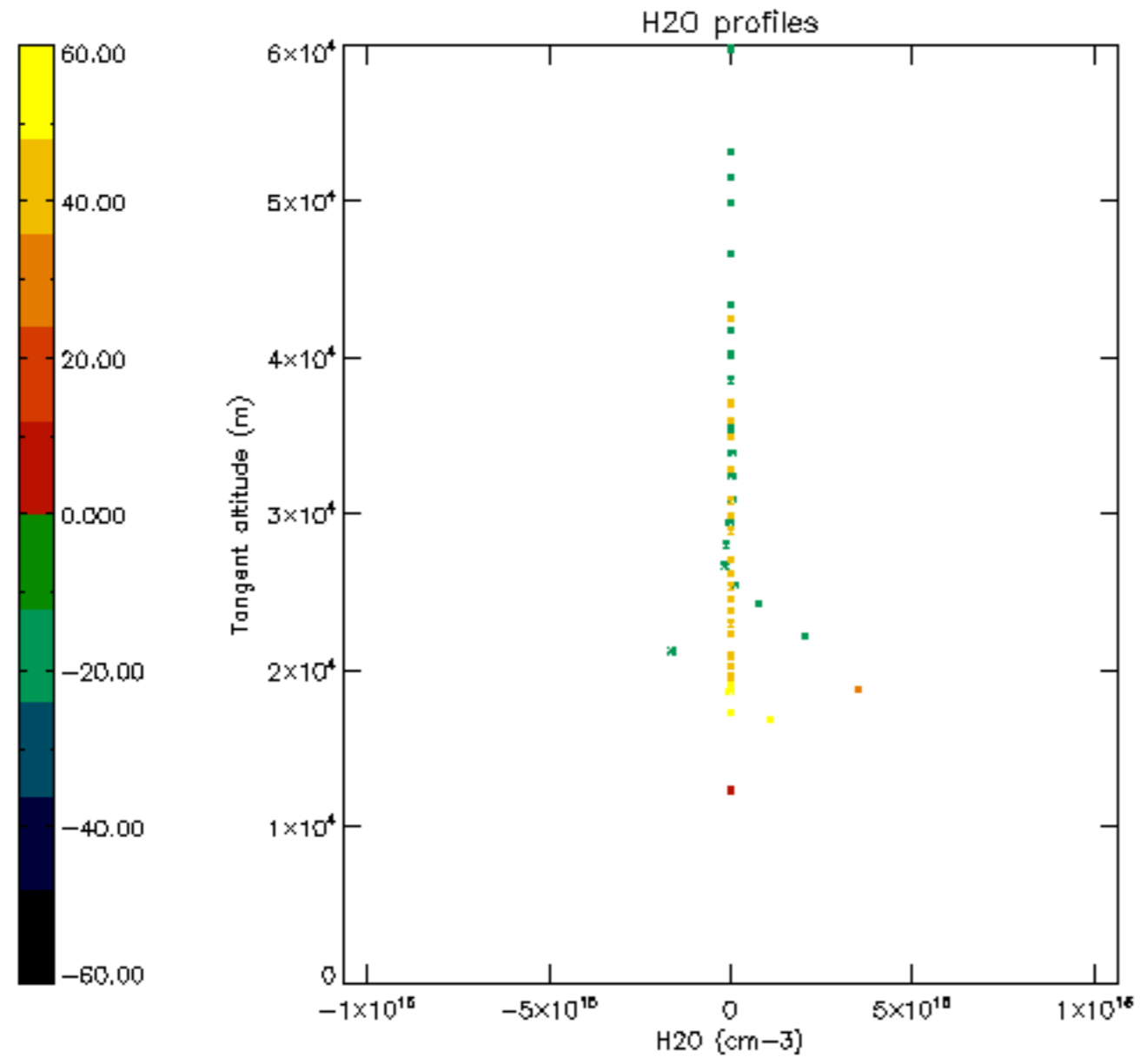


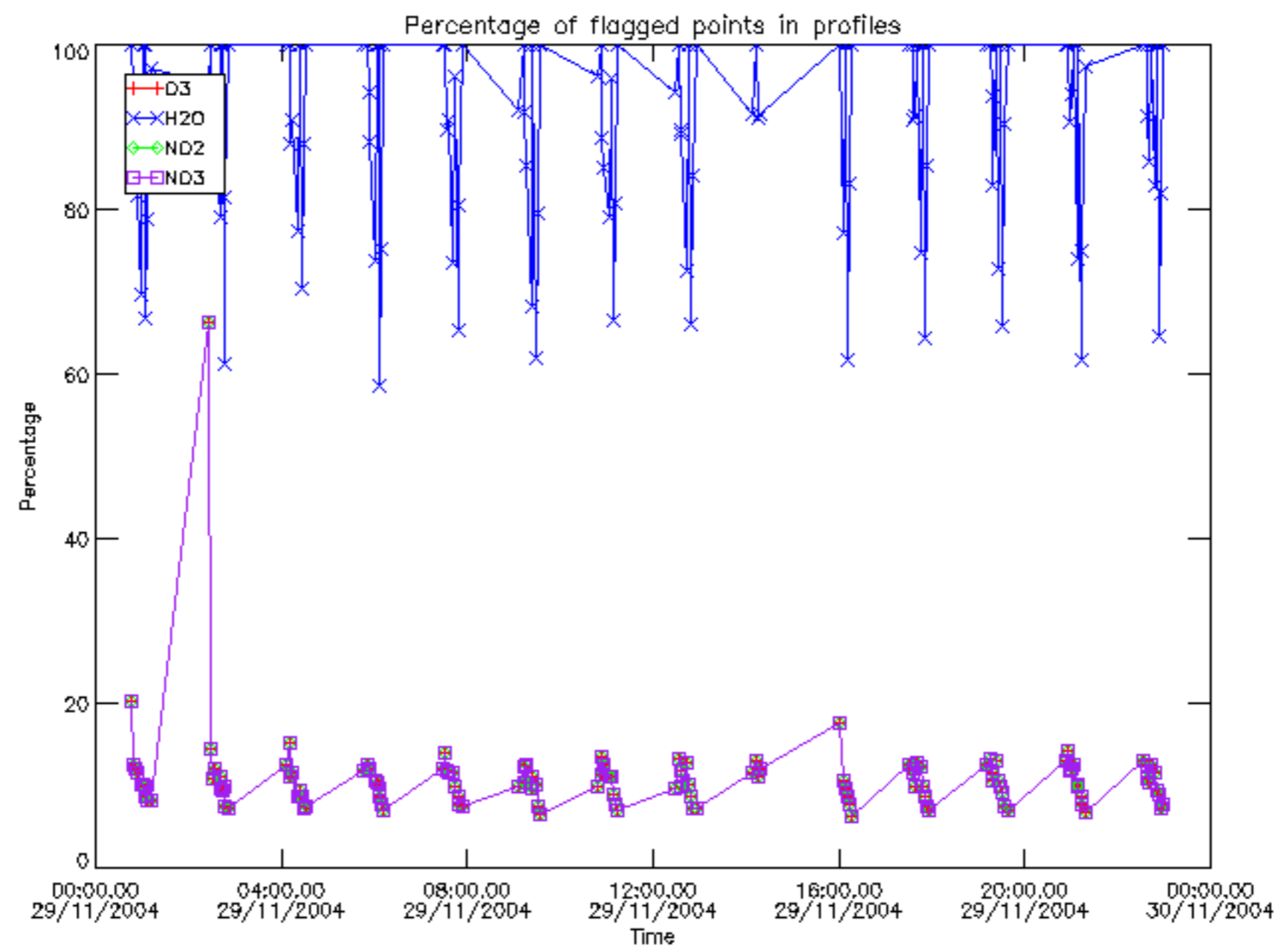




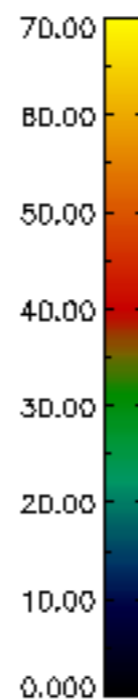
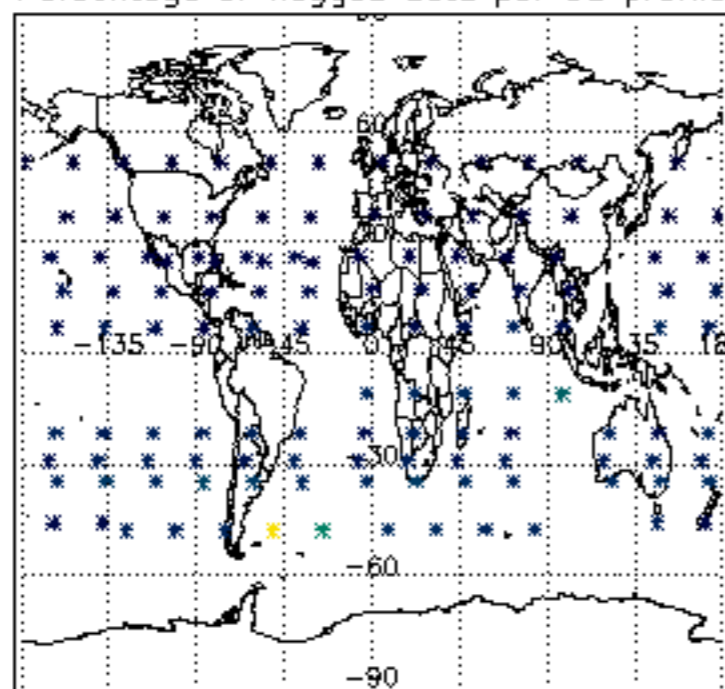




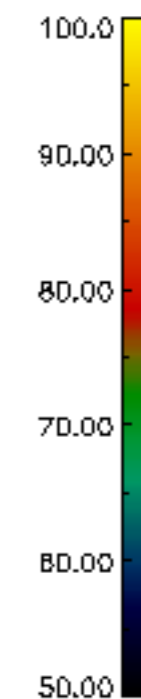
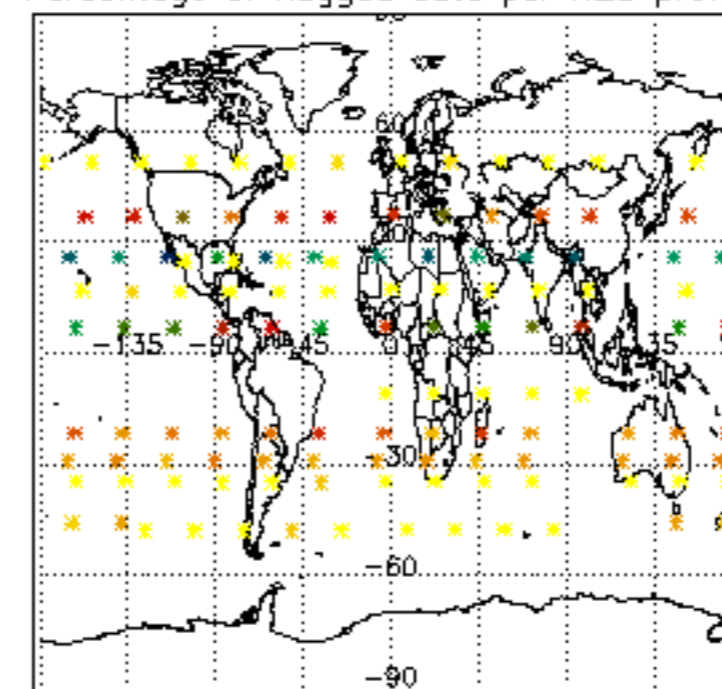




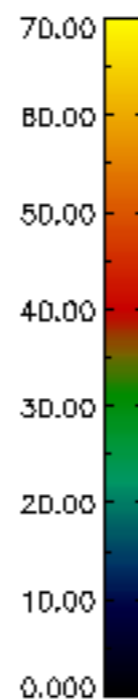
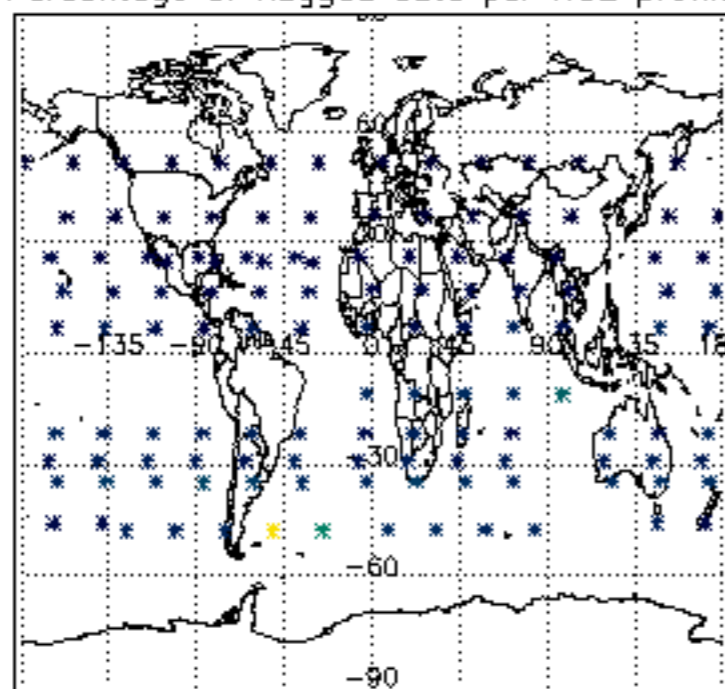
Percentage of flagged data per D3 profile



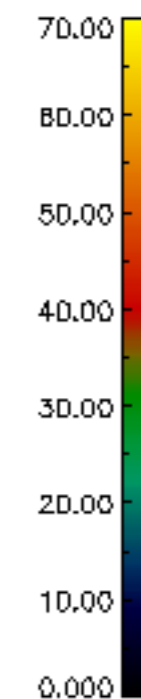
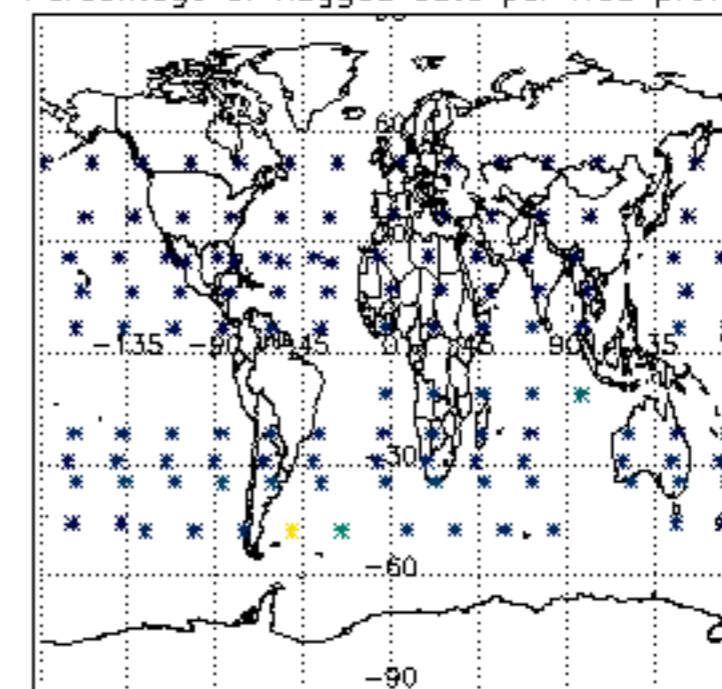
Percentage of flagged data per H2O profile

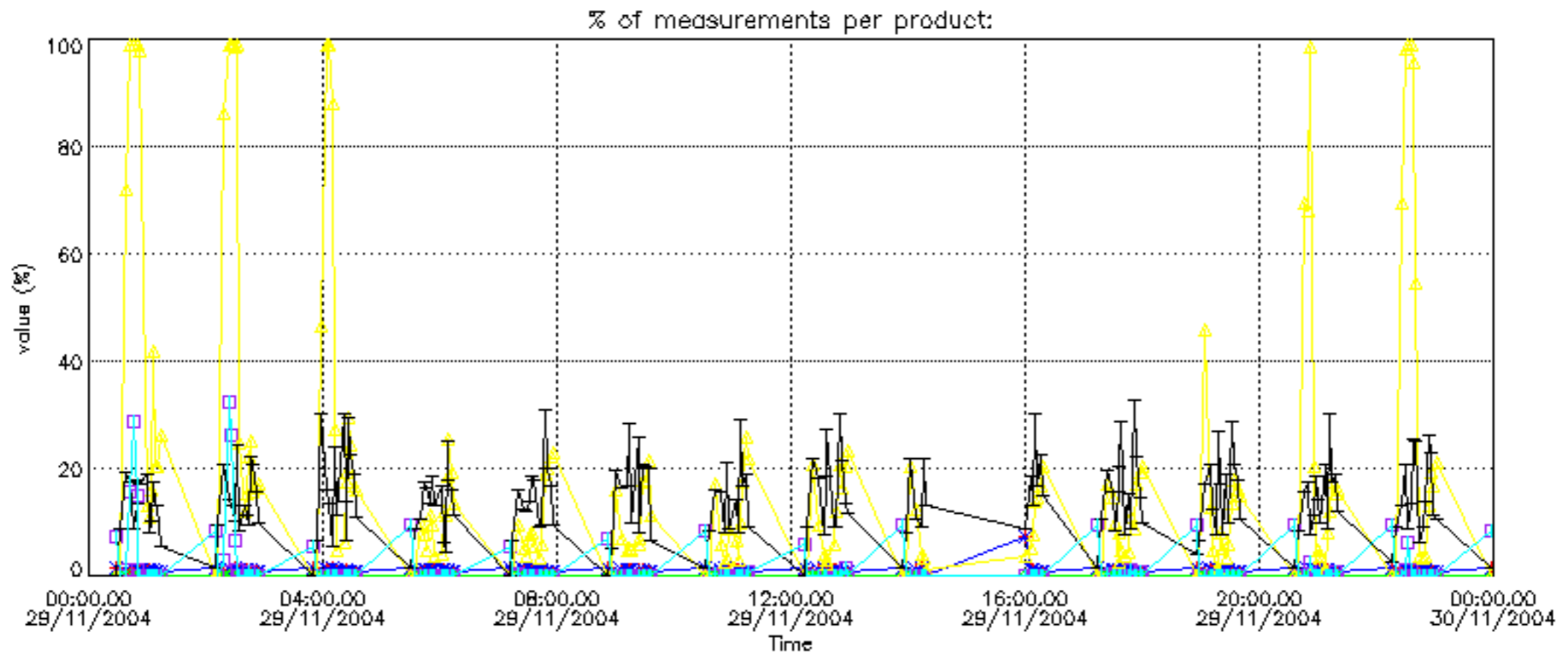


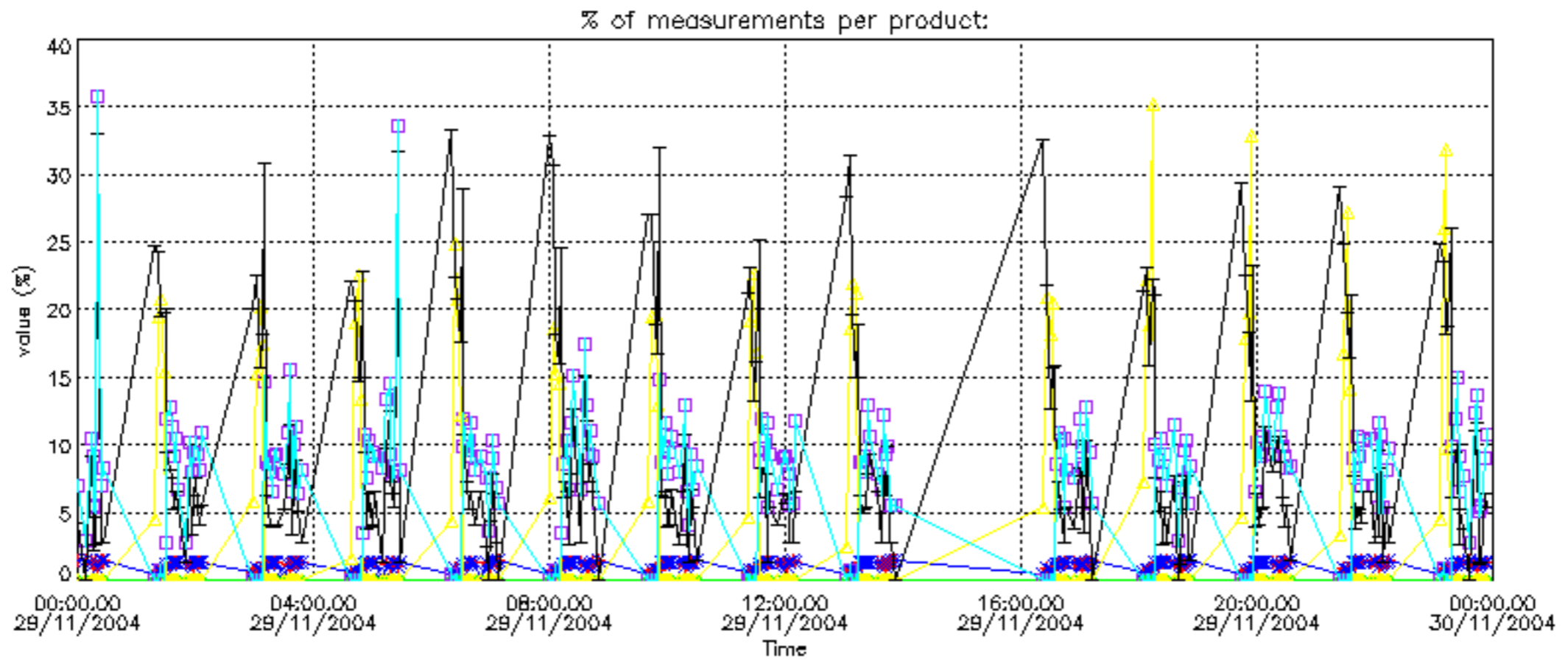
Percentage of flagged data per NO2 profile



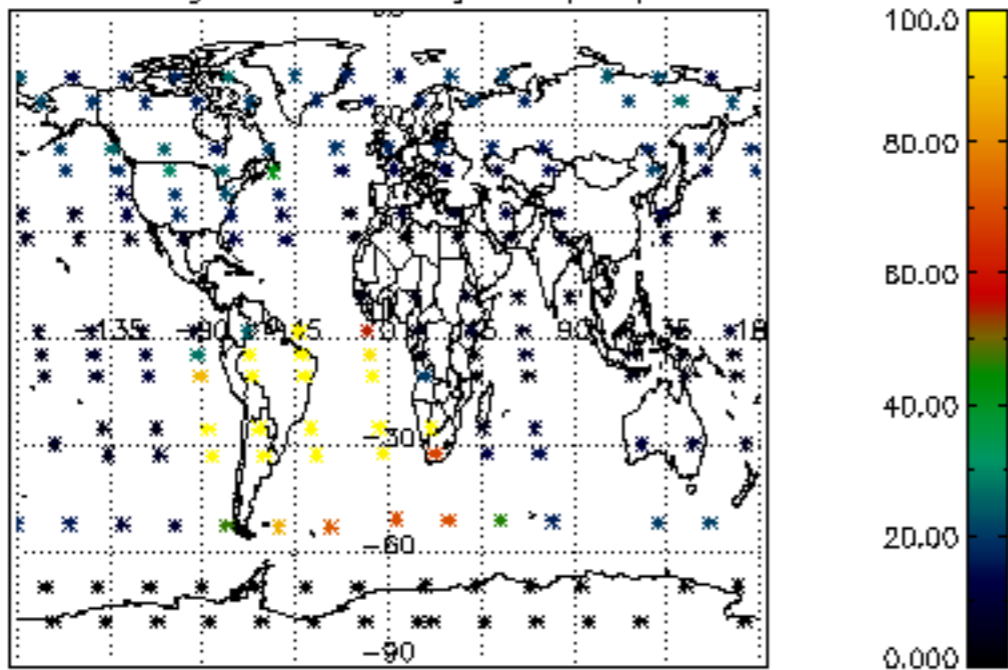
Percentage of flagged data per NO3 profile



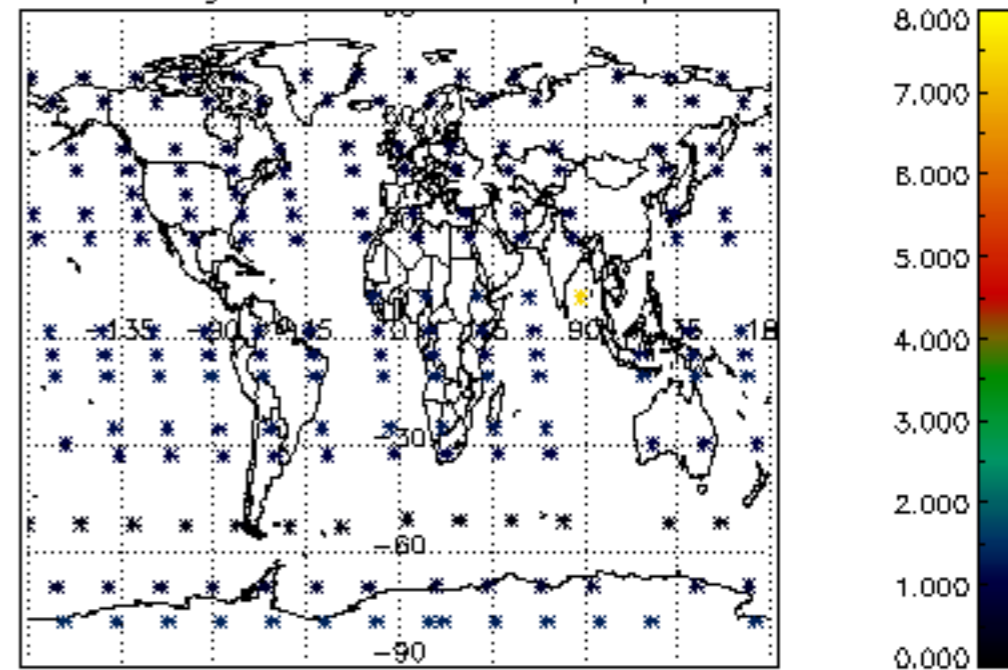




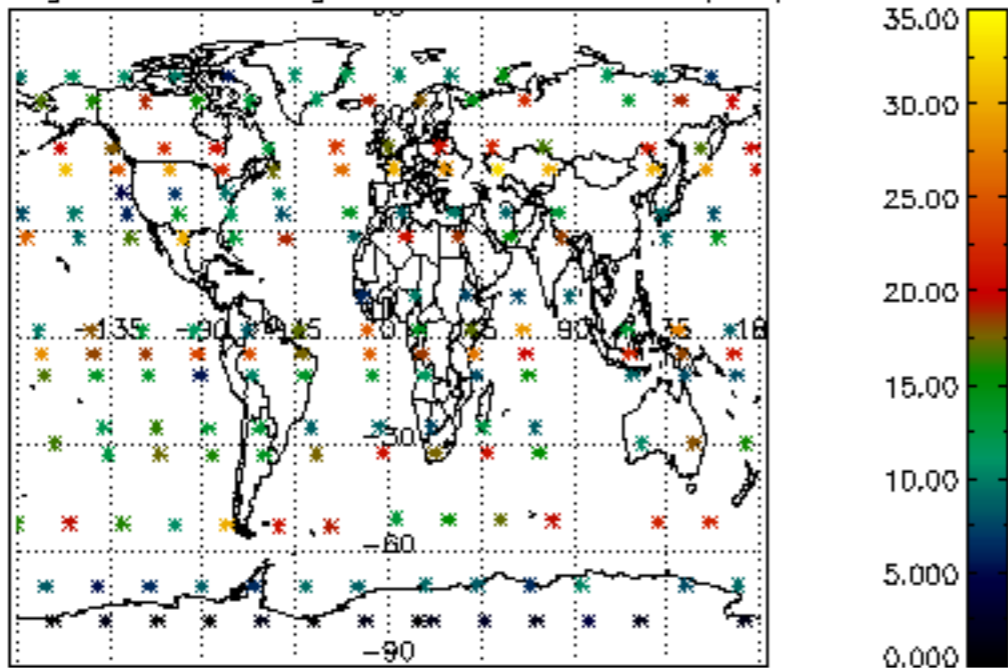
Percentage of cosmic ray hits per profile



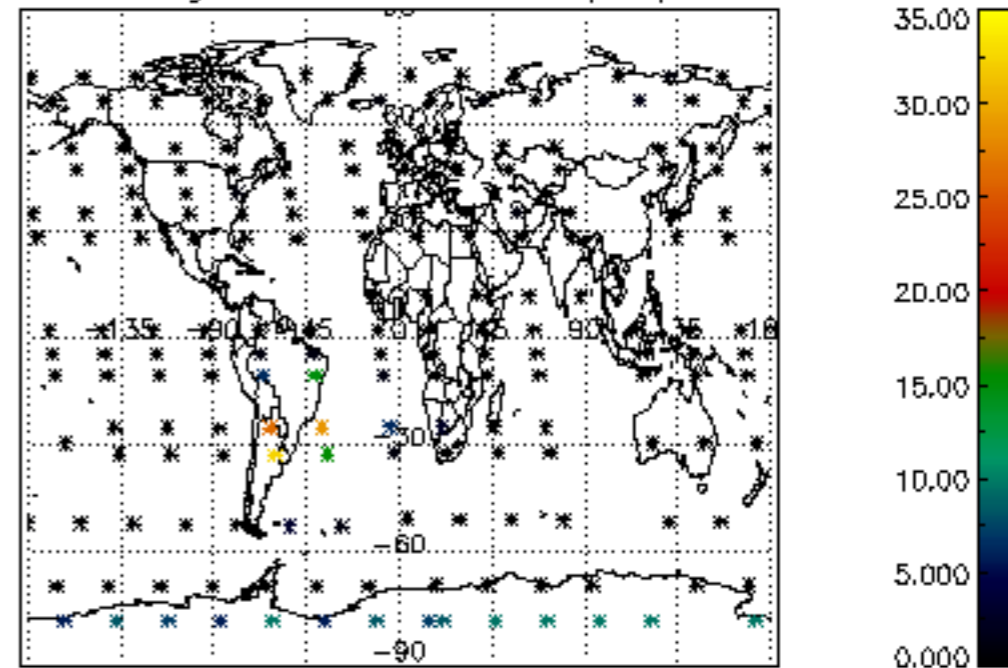
Percentage of datation errors per profile



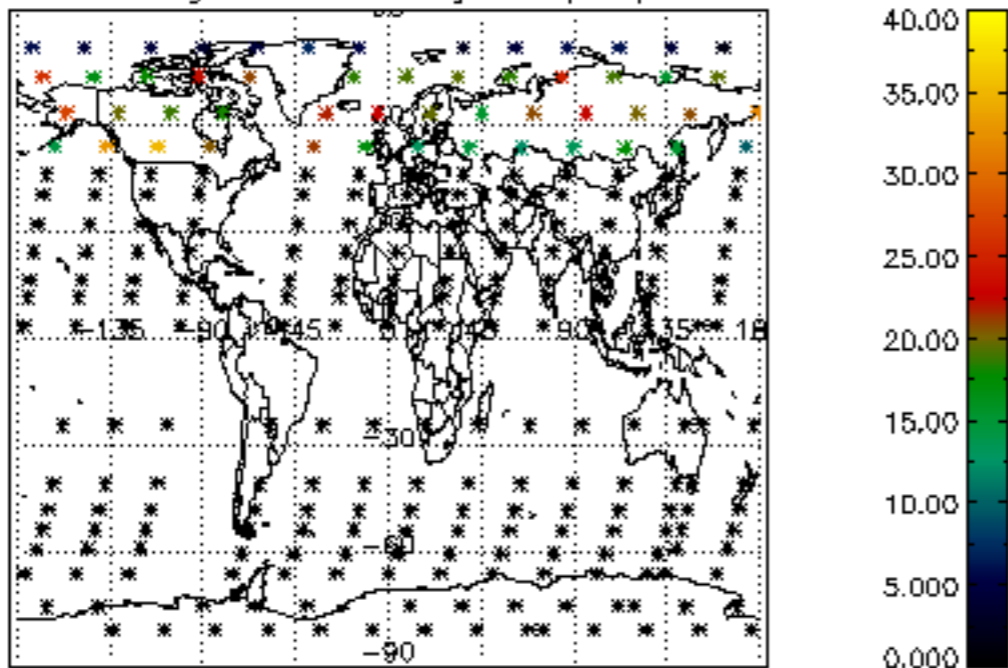
Percentage of star falling outside central band per profile



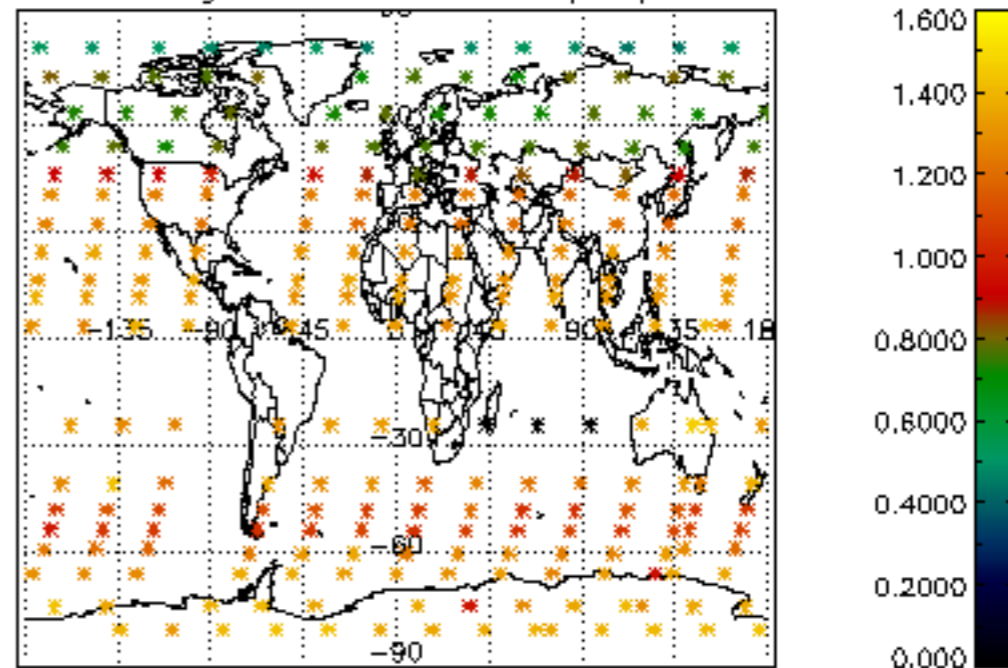
Percentage of saturation errors per profile



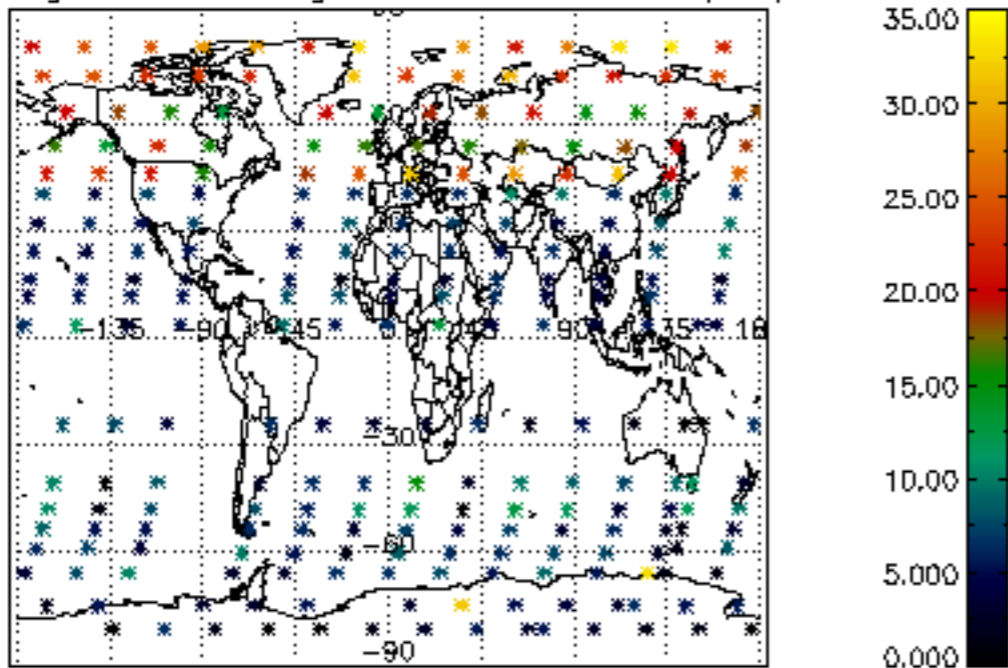
Percentage of cosmic ray hits per profile



Percentage of datation errors per profile



Percentage of star falling outside central band per profile



Percentage of saturation errors per profile

