

GOMOS Level 2 Daily Report

SUMMARY

[1. General Info](#)

[2. Summary of processed GOM_NL_2P products](#)

[3. Level 2 Quality information per product](#)

[3.1 Plot of level 2 quality information per product \(time dependant\)](#)

[3.2 Plot of level 2 quality information per product \(world map\)](#)

[4. Level 1 Quality information per product \(stored on level 2 products\)](#)

[4.1 Plot of level 1 quality information per product \(time dependant\)](#)

[4.1.1 Plot of level 1 quality information per product \(time dependant\): ASCENDING](#)

[4.1.2 Plot of level 1 quality information per product \(time dependant\): DESCENDING](#)

[4.2 Plot of level 1 quality information per product \(world map\)](#)

[4.2.1 Plot of level 1 quality information per product \(world map\): ASCENDING](#)

[4.2.2 Plot of level 1 quality information per product \(world map\): DESCENDING](#)

[5. Ozone profiles based on quality statistics and other trace gas profiles](#)

[5.1 Ozone statistics based on quality of products](#)

[5.2 Plot ozone profiles for all STD \(dark without errors\)](#)

[5.3 Plot ozone profiles where STD < 20% \(dark without errors\)](#)

[5.4. Plot ozone profiles where STD < 10% \(dark without errors\)](#)

[5.5. Plot ozone profiles where STD < 5% \(dark without errors\)](#)

[5.6 Plot NO2 profiles for all STD \(dark without errors\)](#)

[5.7 Plot NO3 profiles for all STD \(dark without errors\)](#)

[5.8 Plot H2O profiles \(only for occultations of stars 1,2,3,4,13,14,16,26,63 dark without errors\) for all STD](#)

[6. Auxiliary Data Files used for the production reported in section 2](#)

This report presents the daily analysis on parameters extracted from GOMOS level 2 data (GOM_NL__2P). It is intended to monitor some important parameters that will impact the quality of these products. A list of level 2 products (and content) that have arrived during the reporting day to the PCF is also given.

Item	Value
Time of report generation	22APR2013 08:54:32
Data source version	GOMOS/6.01
Start time of products	28-11-2004 (28NOV2004 00:00:00)
Stop time of products	29-11-2004 (29NOV2004 00:00:00)
Store outputs in DB	Yes
Nb of level 2 prods	484
Nb of prods with errors	0

2. Summary of processed GOM_NL__2P products.

Nr	Filename	UTC Start time	Limb	Duration	Star Id	Star Name	Star Mag	Star Temp	Nb Meas	Orbit	Prod. error
1	GOM_NL__2PRFIN20041128_000146_000000752032_00274_14356_6570.N1	28-NOV-2004 00:01:46	Dark	75.000	23	21Eps CMa	1.5020	26000.	150	14356	No
2	GOM_NL__2PRFIN20041128_000358_000000812032_00274_14356_6571.N1	28-NOV-2004 00:03:58	Straylight	81.000	179	24Omi2CMa	3.0320	24000.	162	14356	No
3	GOM_NL__2PRFIN20041128_000834_000001082032_00274_14356_6572.N1	28-NOV-2004 00:08:34	Straylight	108.00	1	9Alp CMa	-1.4400	11000.	216	14356	No
4	GOM_NL__2PRFIN20041128_001223_000000722032_00274_14356_6573.N1	28-NOV-2004 00:12:23	Straylight	72.000	7	19Bet Ori	0.10000	14000.	144	14356	No
5	GOM_NL__2PRFIN20041128_001539_000000682032_00274_14356_6574.N1	28-NOV-2004 00:15:39	Twilight_stray	67.500	30	46Eps Ori	1.6940	30000.	135	14356	No
6	GOM_NL__2PRFIN20041128_001828_000000652032_00274_14356_6575.N1	28-NOV-2004 00:18:28	Twilight_stray	65.000	27	24Gam Ori	1.6360	26000.	130	14356	No
7	GOM_NL__2PRFIN20041128_002120_000000382032_00274_14356_6576.N1	28-NOV-2004 00:21:20	Bright	37.500	105	6Bet Ari	2.6450	8900.0	75	14356	No
8	GOM_NL__2PRFIN20041128_002425_000000432032_00274_14356_6577.N1	28-NOV-2004 00:24:25	Bright	43.000	150	44Zet Per	2.8900	28000.	86	14356	No
9	GOM_NL__2PRFIN20041128_002635_000000392032_00274_14356_6578.N1	28-NOV-2004 00:26:35	Bright	39.000	79	26Bet Per	2.3100	13100.	78	14356	No
10	GOM_NL__2PRFIN20041128_002851_000000412032_00274_14356_6579.N1	28-NOV-2004 00:28:51	Bright	40.500	175	39Del Per	3.0100	19400.	81	14356	No
11	GOM_NL__2PRFIN20041128_003103_000000562032_00274_14356_6580.N1	28-NOV-2004 00:31:03	Bright	56.000	6	13Alp Aur	0.080000	3400.0	112	14356	No
12	GOM_NL__2PRFIN20041128_003319_000000382032_00274_14356_6581.N1	28-NOV-2004 00:33:19	Bright	38.000	74	11Bet Cas	2.2680	6600.0	76	14356	No
13	GOM_NL__2PRFIN20041128_004006_000000412032_00274_14356_6582.N1	28-NOV-2004 00:40:06	Bright	40.500	49	1Alp UMi	1.9900	6300.0	81	14356	No
14	GOM_NL__2PRFIN20041128_004444_000000412032_00274_14356_6583.N1	28-NOV-2004 00:44:44	Bright	41.000	60	7Bet UMi	2.0810	3950.0	82	14356	No
15	GOM_NL__2PRFIN20041128_004702_000000452032_00274_14356_6584.N1	28-NOV-2004 00:47:02	Bright	45.000	36	50Alp UMa	1.8000	6300.0	90	14356	No
16	GOM_NL__2PRFIN20041128_004839_000000472032_00274_14356_6585.N1	28-NOV-2004 00:48:39	Bright	47.000	82	48Bet UMa	2.3650	10600.	94	14356	No
17	GOM_NL__2PRFIN20041128_005027_000000392032_00274_14356_6586.N1	28-NOV-2004 00:50:27	Bright	39.000	55	79Zet UMa	2.0600	10200.	78	14356	No
18	GOM_NL__2PRFIN20041128_005205_000000382032_00274_14356_6587.N1	28-NOV-2004 00:52:05	Bright	37.500	39	85Eta UMa	1.8540	24000.	75	14356	No
19	GOM_NL__2PRFIN20041128_005454_000000522032_00274_14356_6588.N1	28-NOV-2004 00:54:54	Bright	52.000	180	27Gam Boo	3.0400	8000.0	104	14356	No
20	GOM_NL__2PRFIN20041128_005754_000000372032_00274_14356_6589.N1	28-NOV-2004 00:57:54	Bright	37.000	83		2.3780	11000.	74	14356	No
21	GOM_NL__2PRFIN20041128_010026_000000362032_00274_14356_6590.N1	28-NOV-2004 01:00:26	Bright	35.500	3	16Alp Boo	-0.050000	4250.0	71	14356	No
22	GOM_NL__2PRFIN20041128_010341_000000652032_00274_14356_6591.N1	28-NOV-2004 01:03:41	Bright	64.500	96	68Del Leo	2.5600	9300.0	129	14356	No
23	GOM_NL__2PRFIN20041128_010812_000001802032_00274_14356_6592.N1	28-NOV-2004 01:08:12	Straylight	180.00	51	41Gam1Leo	2.0100	4500.0	360	14356	No
24	GOM_NL__2PRFIN20041128_011335_000000542032_00274_14356_6593.N1	28-NOV-2004 01:13:35	Twilight_stray	53.500	100	4Gam Crv	2.5800	13100.	107	14356	No
25	GOM_NL__2PRFIN20041128_012044_000000412032_00274_14356_6594.N1	28-NOV-2004 01:20:44	Dark	40.500	77	Eps Cen	2.3030	28000.	81	14356	No
26	GOM_NL__2PRFIN20041128_012226_000000432032_00274_14356_6595.N1	28-NOV-2004 01:22:26	Dark	42.500	10	Bet Cen	0.61000	28000.	85	14356	No
27	GOM_NL__2PRFIN20041128_012650_000000412032_00275_14357_6564.N1	28-NOV-2004 01:26:50	Dark	41.000	124	The Car	2.7640	30000.	82	14357	No
28	GOM_NL__2PRFIN20041128_012939_000000422032_00275_14357_6565.N1	28-NOV-2004 01:29:39	Dark	42.000	29	Bet Car	1.6720	10200.	84	14357	No
29	GOM_NL__2PRFIN20041128_013124_000000492032_00275_14357_6566.N1	28-NOV-2004 01:31:24	Dark	49.000	41	Eps Car	1.8600	4100.0	98	14357	No
30	GOM_NL__2PRFIN20041128_013314_000000532032_00275_14357_6567.N1	28-NOV-2004 01:33:14	Dark	53.000	34	Gam2Vel	1.7930	23000.	106	14357	No
31	GOM_NL__2PRFIN20041128_013451_000000612032_00275_14357_6568.N1	28-NOV-2004 01:34:51	Dark	60.500	70	Zet Pup	2.2460	39000.	121	14357	No
32	GOM_NL__2PRFIN20041128_013647_000000552032_00275_14357_6569.N1	28-NOV-2004 01:36:47	Dark	55.000	2	Alp Car	-0.73600	7000.0	110	14357	No
33	GOM_NL__2PRFIN20041128_013829_000000632032_00275_14357_6570.N1	28-NOV-2004 01:38:29	Dark	62.500	117	Pi Pup	2.7060	3800.0	125	14357	No
34	GOM_NL__2PRFIN20041128_014223_000000702032_00275_14357_6571.N1	28-NOV-2004 01:42:23	Dark	69.500	23	21Eps CMa	1.5020	26000.	139	14357	No
35	GOM_NL__2PRFIN20041128_014435_000000772032_00275_14357_6572.N1	28-NOV-2004 01:44:35	Straylight	77.000	179	24Omi2CMa	3.0320	24000.	154	14357	No
36	GOM_NL__2PRFIN20041128_014910_000001072032_00275_14357_6573.N1	28-NOV-2004 01:49:10	Straylight	107.00	1	9Alp CMa	-1.4400	11000.	214	14357	No
37	GOM_NL__2PRFIN20041128_015300_000000652032_00275_14357_6574.N1	28-NOV-2004 01:53:00	Straylight	64.500	7	19Bet Ori	0.10000	14000.	129	14357	No
38	GOM_NL__2PRFIN20041128_015614_000000712032_00275_14357_6575.N1	28-NOV-2004 01:56:14	Twilight_stray	71.000	30	46Eps Ori	1.6940	30000.	142	14357	No
39	GOM_NL__2PRFIN20041128_015903_000000652032_00275_14357_6576.N1	28-NOV-2004 01:59:03	Twilight_stray	65.000	27	24Gam Ori	1.6360	26000.	130	14357	No
40	GOM_NL__2PRFIN20041128_020156_000000382032_00275_14357_6577.N1	28-NOV-2004 02:01:56	Bright	37.500	105	6Bet Ari	2.6450	8900.0	75	14357	No
41	GOM_NL__2PRFIN20041128_020503_000000432032_00275_14357_6578.N1	28-NOV-2004 02:05:03	Bright	43.000	150	44Zet Per	2.8900	28000.	86	14357	No
42	GOM_NL__2PRFIN20041128_020710_000000412032_00275_14357_6579.N1	28-NOV-2004 02:07:10	Bright	40.500	79	26Bet Per	2.3100	13100.	81	14357	No

43	GOM_NL__2PRFIN20041128_020929_000000392032_00275_14357_6580.N1	28-NOV-2004 02:09:29	Bright	38.500	175	39Del Per	3.0100	19400.	77	14357	No
44	GOM_NL__2PRFIN20041128_021137_000000512032_00275_14357_6581.N1	28-NOV-2004 02:11:37	Bright	51.000	6	13Alp Aur	0.080000	3400.0	102	14357	No
45	GOM_NL__2PRFIN20041128_021355_000000392032_00275_14357_6582.N1	28-NOV-2004 02:13:55	Bright	39.000	74	11Bet Cas	2.2680	6600.0	78	14357	No
46	GOM_NL__2PRFIN20041128_022044_000000382032_00275_14357_6583.N1	28-NOV-2004 02:20:44	Bright	38.000	49	1Alp UMi	1.9900	6300.0	76	14357	No
47	GOM_NL__2PRFIN20041128_022523_000000402032_00275_14357_6584.N1	28-NOV-2004 02:25:23	Bright	39.500	60	7Bet UMi	2.0810	3950.0	79	14357	No
48	GOM_NL__2PRFIN20041128_022737_000000442032_00275_14357_6585.N1	28-NOV-2004 02:27:37	Bright	44.000	36	50Alp UMa	1.8000	6300.0	88	14357	No
49	GOM_NL__2PRFIN20041128_022915_000000462032_00275_14357_6586.N1	28-NOV-2004 02:29:15	Bright	46.000	82	48Bet UMa	2.3650	10600.	92	14357	No
50	GOM_NL__2PRFIN20041128_023103_000000392032_00275_14357_6587.N1	28-NOV-2004 02:31:03	Bright	39.000	55	79Zet UMa	2.0600	10200.	78	14357	No
51	GOM_NL__2PRFIN20041128_023241_000000382032_00275_14357_6588.N1	28-NOV-2004 02:32:41	Bright	38.000	39	85Eta UMa	1.8540	24000.	76	14357	No
52	GOM_NL__2PRFIN20041128_023530_000000362032_00275_14357_6589.N1	28-NOV-2004 02:35:30	Bright	36.000	180	27Gam Boo	3.0400	8000.0	72	14357	No
53	GOM_NL__2PRFIN20041128_023830_000000362032_00275_14357_6590.N1	28-NOV-2004 02:38:30	Bright	36.000	83		2.3780	11000.	72	14357	No
54	GOM_NL__2PRFIN20041128_024101_000000362032_00275_14357_6591.N1	28-NOV-2004 02:41:01	Bright	36.000	3	16Alp Boo	-0.050000	4250.0	72	14357	No
55	GOM_NL__2PRFIN20041128_024418_000000662032_00275_14357_6592.N1	28-NOV-2004 02:44:18	Bright	65.500	96	68Del Leo	2.5600	9300.0	131	14357	No
56	GOM_NL__2PRFIN20041128_024850_000001802032_00275_14357_6593.N1	28-NOV-2004 02:48:50	Straylight	180.00	51	41Gam1Leo	2.0100	4500.0	360	14357	No
57	GOM_NL__2PRFIN20041128_025413_000000482032_00275_14357_6594.N1	28-NOV-2004 02:54:13	Twl_and_stray	48.000	100	4Gam Crv	2.5800	13100.	96	14357	No
58	GOM_NL__2PRFIN20041128_025710_000000442032_00275_14357_6595.N1	28-NOV-2004 02:57:10	Twilight	43.500	123	1ot Cen	2.7500	10200.	87	14357	No
59	GOM_NL__2PRFIN20041128_030121_000000392032_00275_14357_6596.N1	28-NOV-2004 03:01:21	Dark	39.000	77	Eps Cen	2.3030	28000.	78	14357	No
60	GOM_NL__2PRFIN20041128_030302_000000452032_00275_14357_6597.N1	28-NOV-2004 03:03:02	Dark	45.000	10	Bet Cen	0.61000	28000.	90	14357	No
61	GOM_NL__2PRFIN20041128_030725_000000432032_00276_14358_6565.N1	28-NOV-2004 03:07:25	Dark	42.500	124	The Car	2.7640	30000.	85	14358	No
62	GOM_NL__2PRFIN20041128_031015_000000442032_00276_14358_6566.N1	28-NOV-2004 03:10:15	Dark	43.500	29	Bet Car	1.6720	10200.	87	14358	No
63	GOM_NL__2PRFIN20041128_031201_000000462032_00276_14358_6567.N1	28-NOV-2004 03:12:01	Dark	46.000	41	Eps Car	1.8600	4100.0	92	14358	No
64	GOM_NL__2PRFIN20041128_031350_000000522032_00276_14358_6568.N1	28-NOV-2004 03:13:50	Dark	51.500	34	Gam2Vel	1.7930	23000.	103	14358	No
65	GOM_NL__2PRFIN20041128_031530_000000572032_00276_14358_6569.N1	28-NOV-2004 03:15:30	Dark	57.000	70	Zet Pup	2.2460	39000.	114	14358	No
66	GOM_NL__2PRFIN20041128_031726_000000542032_00276_14358_6570.N1	28-NOV-2004 03:17:26	Dark	53.500	2	Alp Car	-0.73600	7000.0	107	14358	No
67	GOM_NL__2PRFIN20041128_031906_000000622032_00276_14358_6571.N1	28-NOV-2004 03:19:06	Dark	62.000	117	Pi Pup	2.7060	3800.0	124	14358	No
68	GOM_NL__2PRFIN20041128_032259_000000722032_00276_14358_6572.N1	28-NOV-2004 03:22:59	Dark	71.500	23	21Eps CMa	1.5020	26000.	143	14358	No
69	GOM_NL__2PRFIN20041128_032511_000000772032_00276_14358_6573.N1	28-NOV-2004 03:25:11	Straylight	76.500	179	24Omi2CMa	3.0320	24000.	153	14358	No
70	GOM_NL__2PRFIN20041128_032946_000001012032_00276_14358_6574.N1	28-NOV-2004 03:29:46	Straylight	101.00	1	9Alp CMa	-1.4400	11000.	202	14358	No
71	GOM_NL__2PRFIN20041128_033334_000000722032_00276_14358_6575.N1	28-NOV-2004 03:33:34	Straylight	72.000	7	19Bet Ori	0.10000	14000.	144	14358	No
72	GOM_NL__2PRFIN20041128_033649_000000692032_00276_14358_6576.N1	28-NOV-2004 03:36:49	Twl_and_stray	69.000	30	46Eps Ori	1.6940	30000.	138	14358	No
73	GOM_NL__2PRFIN20041128_033939_000000672032_00276_14358_6577.N1	28-NOV-2004 03:39:39	Twl_and_stray	66.500	27	24Gam Ori	1.6360	26000.	133	14358	No
74	GOM_NL__2PRFIN20041128_034232_000000382032_00276_14358_6578.N1	28-NOV-2004 03:42:32	Bright	38.000	105	6Bet Ari	2.6450	8900.0	76	14358	No
75	GOM_NL__2PRFIN20041128_034538_000000422032_00276_14358_6579.N1	28-NOV-2004 03:45:38	Bright	41.500	150	44Zet Per	2.8900	28000.	83	14358	No
76	GOM_NL__2PRFIN20041128_034746_000000392032_00276_14358_6580.N1	28-NOV-2004 03:47:46	Bright	39.000	79	26Bet Per	2.3100	13100.	78	14358	No
77	GOM_NL__2PRFIN20041128_035003_000000412032_00276_14358_6581.N1	28-NOV-2004 03:50:03	Bright	41.000	175	39Del Per	3.0100	19400.	82	14358	No
78	GOM_NL__2PRFIN20041128_035213_000000552032_00276_14358_6582.N1	28-NOV-2004 03:52:13	Bright	54.500	6	13Alp Aur	0.080000	3400.0	109	14358	No
79	GOM_NL__2PRFIN20041128_035432_000000392032_00276_14358_6583.N1	28-NOV-2004 03:54:32	Bright	38.500	74	11Bet Cas	2.2680	6600.0	77	14358	No
80	GOM_NL__2PRFIN20041128_040120_000000402032_00276_14358_6584.N1	28-NOV-2004 04:01:20	Bright	39.500	49	1Alp UMi	1.9900	6300.0	79	14358	No
81	GOM_NL__2PRFIN20041128_040558_000000362032_00276_14358_6585.N1	28-NOV-2004 04:05:58	Bright	35.500	60	7Bet UMi	2.0810	3950.0	71	14358	No
82	GOM_NL__2PRFIN20041128_040813_000000482032_00276_14358_6586.N1	28-NOV-2004 04:08:13	Bright	47.500	36	50Alp UMa	1.8000	6300.0	95	14358	No
83	GOM_NL__2PRFIN20041128_040950_000000472032_00276_14358_6587.N1	28-NOV-2004 04:09:50	Bright	46.500	82	48Bet UMa	2.3650	10600.	93	14358	No
84	GOM_NL__2PRFIN20041128_041139_000000382032_00276_14358_6588.N1	28-NOV-2004 04:11:39	Bright	37.500	55	79Zet UMa	2.0600	10200.	75	14358	No
85	GOM_NL__2PRFIN20041128_041317_000000382032_00276_14358_6589.N1	28-NOV-2004 04:13:17	Bright	38.000	39	85Eta UMa	1.8540	24000.	76	14358	No
86	GOM_NL__2PRFIN20041128_041606_000000372032_00276_14358_6590.N1	28-NOV-2004 04:16:06	Bright	36.500	180	27Gam Boo	3.0400	8000.0	73	14358	No
87	GOM_NL__2PRFIN20041128_041906_000000372032_00276_14358_6591.N1	28-NOV-2004 04:19:06	Bright	37.000	83		2.3780	11000.	74	14358	No
88	GOM_NL__2PRFIN20041128_042137_000000362032_00276_14358_6592.N1	28-NOV-2004 04:21:37	Bright	36.000	3	16Alp Boo	-0.050000	4250.0	72	14358	No
89	GOM_NL__2PRFIN20041128_042454_000000672032_00276_14358_6593.N1	28-NOV-2004 04:24:54	Bright	66.500	96	68Del Leo	2.5600	9300.0	133	14358	No
90	GOM_NL__2PRFIN20041128_042929_000001742032_00276_14358_6594.N1	28-NOV-2004 04:29:29	Straylight	173.50	51	41Gam1Leo	2.0100	4500.0	347	14358	No
91	GOM_NL__2PRFIN20041128_043448_000000482032_00276_14358_6595.N1	28-NOV-2004 04:34:48	Twl_and_stray	47.500	100	4Gam Crv	2.5800	13100.	95	14358	No
92	GOM_NL__2PRFIN20041128_043748_000000422032_00276_14358_6596.N1	28-NOV-2004 04:37:48	Twilight	42.000	123	1ot Cen	2.7500	10200.	84	14358	No
93	GOM_NL__2PRFIN20041128_044157_000000412032_00276_14358_6597.N1	28-NOV-2004 04:41:57	Dark	41.000	77	Eps Cen	2.3030	28000.	82	14358	No
94	GOM_NL__2PRFIN20041128_044338_000000442032_00276_14358_6598.N1	28-NOV-2004 04:43:38	Dark	43.500	10	Bet Cen	0.61000	28000.	87	14358	No
95	GOM_NL__2PRFIN20041128_044803_000000402032_00277_14359_6565.N1	28-NOV-2004 04:48:03	Dark	40.000	124	The Car	2.7640	30000.	80	14359	No
96	GOM_NL__2PRFIN20041128_045052_000000412032_00277_14359_6566.N1	28-NOV-2004 04:50:52	Dark	40.500	29	Bet Car	1.6720	10200.	81	14359	No
97	GOM_NL__2PRFIN20041128_045238_000000452032_00277_14359_6567.N1	28-NOV-2004 04:52:38	Dark	45.000	41	Eps Car	1.8600	4100.0	90	14359	No
98	GOM_NL__2PRFIN20041128_045428_000000512032_00277_14359_6568.N1	28-NOV-2004 04:54:28	Dark	50.500	34	Gam2Vel	1.7930	23000.	101	14359	No
99	GOM_NL__2PRFIN20041128_045607_000000592032_00277_14359_6569.N1	28-NOV-2004 04:56:07	Dark	58.500	70	Zet Pup	2.2460	39000.	117	14359	No
100	GOM_NL__2PRFIN20041128_045803_000000592032_00277_14359_6570.N1	28-NOV-2004 04:58:03	Dark	59.000	2	Alp Car	-0.73600	7000.0	118	14359	No
101	GOM_NL__2PRFIN20041128_045940_000000702032_00277_14359_6571.N1	28-NOV-2004 04:59:40	Dark	70.000	117	Pi Pup	2.7060	3800.0	140	14359	No

102	GOM_NL__2PRFIN20041128_050335_000000722032_00277_14359_6572.N1	28-NOV-2004 05:03:35	Dark	72.000	23	21Eps CMa	1.5020	26000.	144	14359	No
103	GOM_NL__2PRFIN20041128_050547_000000812032_00277_14359_6573.N1	28-NOV-2004 05:05:47	Straylight	80.500	179	24Omi2CMa	3.0320	24000.	161	14359	No
104	GOM_NL__2PRFIN20041128_051021_000001102032_00277_14359_6574.N1	28-NOV-2004 05:10:21	Straylight	109.50	1	9Alp CMa	-1.4400	11000.	219	14359	No
105	GOM_NL__2PRFIN20041128_051410_000000642032_00277_14359_6575.N1	28-NOV-2004 05:14:10	Straylight	64.000	7	19Bet Ori	0.10000	14000.	128	14359	No
106	GOM_NL__2PRFIN20041128_051724_000000712032_00277_14359_6576.N1	28-NOV-2004 05:17:24	Twilight	70.500	30	46Eps Ori	1.6940	30000.	141	14359	No
107	GOM_NL__2PRFIN20041128_052013_000000682032_00277_14359_6577.N1	28-NOV-2004 05:20:13	Twilight	67.500	27	24Gam Ori	1.6360	26000.	135	14359	No
108	GOM_NL__2PRFIN20041128_052309_000000392032_00277_14359_6578.N1	28-NOV-2004 05:23:09	Bright	38.500	105	6Bet Ari	2.6450	8900.0	77	14359	No
109	GOM_NL__2PRFIN20041128_052615_000000412032_00277_14359_6579.N1	28-NOV-2004 05:26:15	Bright	41.000	150	44Zet Per	2.8900	28000.	82	14359	No
110	GOM_NL__2PRFIN20041128_052823_000000382032_00277_14359_6580.N1	28-NOV-2004 05:28:23	Bright	38.000	79	26Bet Per	2.3100	13100.	76	14359	No
111	GOM_NL__2PRFIN20041128_053041_000000382032_00277_14359_6581.N1	28-NOV-2004 05:30:41	Bright	37.500	175	39Del Per	3.0100	19400.	75	14359	No
112	GOM_NL__2PRFIN20041128_053248_000000532032_00277_14359_6582.N1	28-NOV-2004 05:32:48	Bright	53.000	6	13Alp Aur	0.080000	3400.0	106	14359	No
113	GOM_NL__2PRFIN20041128_053508_000000392032_00277_14359_6583.N1	28-NOV-2004 05:35:08	Bright	39.000	74	11Bet Cas	2.2680	6600.0	78	14359	No
114	GOM_NL__2PRFIN20041128_054156_000000372032_00277_14359_6584.N1	28-NOV-2004 05:41:56	Bright	37.000	49	1Alp UMi	1.9900	6300.0	74	14359	No
115	GOM_NL__2PRFIN20041128_054634_000000392032_00277_14359_6585.N1	28-NOV-2004 05:46:34	Bright	38.500	60	7Bet UMi	2.0810	3950.0	77	14359	No
116	GOM_NL__2PRFIN20041128_054849_000000462032_00277_14359_6586.N1	28-NOV-2004 05:48:49	Bright	45.500	36	50Alp UMa	1.8000	6300.0	91	14359	No
117	GOM_NL__2PRFIN20041128_055025_000000462032_00277_14359_6587.N1	28-NOV-2004 05:50:25	Bright	46.000	82	48Bet UMa	2.3650	10600.	92	14359	No
118	GOM_NL__2PRFIN20041128_055216_000000392032_00277_14359_6588.N1	28-NOV-2004 05:52:16	Bright	39.000	55	79Zet UMa	2.0600	10200.	78	14359	No
119	GOM_NL__2PRFIN20041128_055353_000000402032_00277_14359_6589.N1	28-NOV-2004 05:53:53	Bright	39.500	39	85Eta UMa	1.8540	24000.	79	14359	No
120	GOM_NL__2PRFIN20041128_055640_000000402032_00277_14359_6590.N1	28-NOV-2004 05:56:40	Bright	39.500	180	27Gam Boo	3.0400	8000.0	79	14359	No
121	GOM_NL__2PRFIN20041128_055942_000000372032_00277_14359_6591.N1	28-NOV-2004 05:59:42	Bright	36.500	83		2.3780	11000.	73	14359	No
122	GOM_NL__2PRFIN20041128_060213_000000362032_00277_14359_6592.N1	28-NOV-2004 06:02:13	Bright	35.500	3	16Alp Boo	-0.050000	4250.0	71	14359	No
123	GOM_NL__2PRFIN20041128_060531_000000692032_00277_14359_6593.N1	28-NOV-2004 06:05:31	Bright	69.000	96	68Del Leo	2.5600	9300.0	138	14359	No
124	GOM_NL__2PRFIN20041128_061007_000001852032_00277_14359_6594.N1	28-NOV-2004 06:10:07	Straylight	185.00	51	41Gam1Leo	2.0100	4500.0	370	14359	No
125	GOM_NL__2PRFIN20041128_061527_000000522032_00277_14359_6595.N1	28-NOV-2004 06:15:27	Twilight	51.500	100	4Gam Crv	2.5800	13100.	103	14359	No
126	GOM_NL__2PRFIN20041128_061825_000000432032_00277_14359_6596.N1	28-NOV-2004 06:18:25	Twilight	43.000	123	10t Cen	2.7500	10200.	86	14359	No
127	GOM_NL__2PRFIN20041128_062233_000000412032_00277_14359_6597.N1	28-NOV-2004 06:22:33	Dark	41.000	77	Eps Cen	2.3030	28000.	82	14359	No
128	GOM_NL__2PRFIN20041128_062414_000000442032_00277_14359_6598.N1	28-NOV-2004 06:24:14	Dark	43.500	10	Bet Cen	0.61000	28000.	87	14359	No
129	GOM_NL__2PRFIN20041128_062840_000000412032_00278_14360_6565.N1	28-NOV-2004 06:28:40	Dark	40.500	124	The Car	2.7640	30000.	81	14360	No
130	GOM_NL__2PRFIN20041128_063021_000000412032_00278_14360_6566.N1	28-NOV-2004 06:30:21	Dark	41.000	159	Ups Car	2.9200	7200.0	82	14360	No
131	GOM_NL__2PRFIN20041128_063315_000000542032_00278_14360_6567.N1	28-NOV-2004 06:33:15	Dark	53.500	41	Eps Car	1.8600	4100.0	107	14360	No
132	GOM_NL__2PRFIN20041128_063505_000000522032_00278_14360_6568.N1	28-NOV-2004 06:35:05	Dark	51.500	34	Gam2Vel	1.7930	23000.	103	14360	No
133	GOM_NL__2PRFIN20041128_063644_000000662032_00278_14360_6569.N1	28-NOV-2004 06:36:44	Dark	66.000	70	Zet Pup	2.2460	39000.	132	14360	No
134	GOM_NL__2PRFIN20041128_063840_000000532032_00278_14360_6570.N1	28-NOV-2004 06:38:40	Dark	53.000	2	Alp Car	-0.73600	7000.0	106	14360	No
135	GOM_NL__2PRFIN20041128_064019_000000692032_00278_14360_6571.N1	28-NOV-2004 06:40:19	Dark	68.500	117	Pi Pup	2.7060	3800.0	137	14360	No
136	GOM_NL__2PRFIN20041128_064412_000000752032_00278_14360_6572.N1	28-NOV-2004 06:44:12	Dark	75.000	23	21Eps CMa	1.5020	26000.	150	14360	No
137	GOM_NL__2PRFIN20041128_064624_000000792032_00278_14360_6573.N1	28-NOV-2004 06:46:24	Straylight	79.000	179	24Omi2CMa	3.0320	24000.	158	14360	No
138	GOM_NL__2PRFIN20041128_065058_000001042032_00278_14360_6574.N1	28-NOV-2004 06:50:58	Straylight	104.00	1	9Alp CMa	-1.4400	11000.	208	14360	No
139	GOM_NL__2PRFIN20041128_065447_000000692032_00278_14360_6575.N1	28-NOV-2004 06:54:47	Straylight	69.000	7	19Bet Ori	0.10000	14000.	138	14360	No
140	GOM_NL__2PRFIN20041128_065800_000000672032_00278_14360_6576.N1	28-NOV-2004 06:58:00	Twilight	67.000	30	46Eps Ori	1.6940	30000.	134	14360	No
141	GOM_NL__2PRFIN20041128_070048_000000662032_00278_14360_6577.N1	28-NOV-2004 07:00:48	Twilight	65.500	27	24Gam Ori	1.6360	26000.	131	14360	No
142	GOM_NL__2PRFIN20041128_070651_000000412032_00278_14360_6578.N1	28-NOV-2004 07:06:51	Bright	41.000	150	44Zet Per	2.8900	28000.	82	14360	No
143	GOM_NL__2PRFIN20041128_070859_000000392032_00278_14360_6579.N1	28-NOV-2004 07:08:59	Bright	38.500	79	26Bet Per	2.3100	13100.	77	14360	No
144	GOM_NL__2PRFIN20041128_071117_000000382032_00278_14360_6580.N1	28-NOV-2004 07:11:17	Bright	38.000	175	39Del Per	3.0100	19400.	76	14360	No
145	GOM_NL__2PRFIN20041128_071323_000000522032_00278_14360_6581.N1	28-NOV-2004 07:13:23	Bright	52.000	6	13Alp Aur	0.080000	3400.0	104	14360	No
146	GOM_NL__2PRFIN20041128_071512_000000382032_00278_14360_6582.N1	28-NOV-2004 07:15:12	Bright	37.500	76	27Gam Cas	2.3000	30000.	75	14360	No
147	GOM_NL__2PRFIN20041128_072232_000000402032_00278_14360_6583.N1	28-NOV-2004 07:22:32	Bright	39.500	49	1Alp UMi	1.9900	6300.0	79	14360	No
148	GOM_NL__2PRFIN20041128_072708_000000412032_00278_14360_6584.N1	28-NOV-2004 07:27:08	Bright	41.000	60	7Bet UMi	2.0810	3950.0	82	14360	No
149	GOM_NL__2PRFIN20041128_072924_000000462032_00278_14360_6585.N1	28-NOV-2004 07:29:24	Bright	45.500	36	50Alp UMa	1.8000	6300.0	91	14360	No
150	GOM_NL__2PRFIN20041128_073101_000000472032_00278_14360_6586.N1	28-NOV-2004 07:31:01	Bright	46.500	82	48Bet UMa	2.3650	10600.	93	14360	No
151	GOM_NL__2PRFIN20041128_073251_000000392032_00278_14360_6587.N1	28-NOV-2004 07:32:51	Bright	38.500	55	79Zet UMa	2.0600	10200.	77	14360	No
152	GOM_NL__2PRFIN20041128_073428_000000382032_00278_14360_6588.N1	28-NOV-2004 07:34:28	Bright	38.000	39	85Eta UMa	1.8540	24000.	76	14360	No
153	GOM_NL__2PRFIN20041128_074018_000000372032_00278_14360_6589.N1	28-NOV-2004 07:40:18	Bright	36.500	83		2.3780	11000.	73	14360	No
154	GOM_NL__2PRFIN20041128_074250_000000372032_00278_14360_6590.N1	28-NOV-2004 07:42:50	Bright	36.500	3	16Alp Boo	-0.050000	4250.0	73	14360	No
155	GOM_NL__2PRFIN20041128_074607_000000662032_00278_14360_6591.N1	28-NOV-2004 07:46:07	Bright	65.500	96	68Del Leo	2.5600	9300.0	131	14360	No
156	GOM_NL__2PRFIN20041128_075046_000001792032_00278_14360_6592.N1	28-NOV-2004 07:50:46	Straylight	178.50	51	41Gam1Leo	2.0100	4500.0	357	14360	No
157	GOM_NL__2PRFIN20041128_075604_000000512032_00278_14360_6593.N1	28-NOV-2004 07:56:04	Twilight	51.000	100	4Gam Crv	2.5800	13100.	102	14360	No
158	GOM_NL__2PRFIN20041128_075739_000000542032_00278_14360_6594.N1	28-NOV-2004 07:57:39	Dark	53.500	171	2Eps Crv	3.0010	4250.0	107	14360	No
159	GOM_NL__2PRFIN20041128_080309_000000422032_00278_14360_6595.N1	28-NOV-2004 08:03:09	Dark	42.000	77	Eps Cen	2.3030	28000.	84	14360	No
160	GOM_NL__2PRFIN20041128_080450_000000432032_00278_14360_6596.N1	28-NOV-2004 08:04:50	Dark	43.000	10	Bet Cen	0.61000	28000.	86	14360	No

161	GOM_NL__2PRFIN20041128_080639_000000452032_00279_14361_6565.N1	28-NOV-2004 08:06:39	Dark	44.500	12	Alp1Cru	0.77500	30000.	89	14361	No
162	GOM_NL__2PRFIN20041128_080917_000000402032_00279_14361_6566.N1	28-NOV-2004 08:09:17	Dark	40.000	124	The Car	2.7640	30000.	80	14361	No
163	GOM_NL__2PRFIN20041128_081057_000000402032_00279_14361_6567.N1	28-NOV-2004 08:10:57	Dark	40.000	159	Ups Car	2.9200	7200.0	80	14361	No
164	GOM_NL__2PRFIN20041128_081352_000000492032_00279_14361_6568.N1	28-NOV-2004 08:13:52	Dark	48.500	41	Eps Car	1.8600	4100.0	97	14361	No
165	GOM_NL__2PRFIN20041128_081542_000000512032_00279_14361_6569.N1	28-NOV-2004 08:15:42	Dark	50.500	34	Gam2Vel	1.7930	23000.	101	14361	No
166	GOM_NL__2PRFIN20041128_081721_000000572032_00279_14361_6570.N1	28-NOV-2004 08:17:21	Dark	57.000	70	Zet Pup	2.2460	39000.	114	14361	No
167	GOM_NL__2PRFIN20041128_081916_000000582032_00279_14361_6571.N1	28-NOV-2004 08:19:16	Dark	58.000	2	Alp Car	-0.73600	7000.0	116	14361	No
168	GOM_NL__2PRFIN20041128_082056_000000722032_00279_14361_6572.N1	28-NOV-2004 08:20:56	Dark	72.000	117	Pi Pup	2.7060	3800.0	144	14361	No
169	GOM_NL__2PRFIN20041128_082447_000000712032_00279_14361_6573.N1	28-NOV-2004 08:24:47	Dark	71.000	23	21Eps CMa	1.5020	26000.	142	14361	No
170	GOM_NL__2PRFIN20041128_082701_000000812032_00279_14361_6574.N1	28-NOV-2004 08:27:01	Straylight	80.500	179	24Omi2CMa	3.0320	24000.	161	14361	No
171	GOM_NL__2PRFIN20041128_083133_000001182032_00279_14361_6575.N1	28-NOV-2004 08:31:33	Straylight	118.00	1	9Alp CMa	-1.4400	11000.	236	14361	No
172	GOM_NL__2PRFIN20041128_083522_000000702032_00279_14361_6576.N1	28-NOV-2004 08:35:22	Straylight	70.000	7	19Bet Ori	0.10000	14000.	140	14361	No
173	GOM_NL__2PRFIN20041128_083835_000000682032_00279_14361_6577.N1	28-NOV-2004 08:38:35	Tw_i_and_stray	67.500	30	46Eps Ori	1.6940	30000.	135	14361	No
174	GOM_NL__2PRFIN20041128_084124_000000652032_00279_14361_6578.N1	28-NOV-2004 08:41:24	Tw_i_and_stray	65.000	27	24Gam Ori	1.6360	26000.	130	14361	No
175	GOM_NL__2PRFIN20041128_084727_000000422032_00279_14361_6579.N1	28-NOV-2004 08:47:27	Bright	41.500	150	44Zet Per	2.8900	28000.	83	14361	No
176	GOM_NL__2PRFIN20041128_084935_000000392032_00279_14361_6580.N1	28-NOV-2004 08:49:35	Bright	39.000	79	26Bet Per	2.3100	13100.	78	14361	No
177	GOM_NL__2PRFIN20041128_085152_000000392032_00279_14361_6581.N1	28-NOV-2004 08:51:52	Bright	38.500	175	39Del Per	3.0100	19400.	77	14361	No
178	GOM_NL__2PRFIN20041128_085358_000000522032_00279_14361_6582.N1	28-NOV-2004 08:53:58	Bright	51.500	6	13Alp Aur	0.080000	3400.0	103	14361	No
179	GOM_NL__2PRFIN20041128_085549_000000372032_00279_14361_6583.N1	28-NOV-2004 08:55:49	Bright	37.000	76	27Gam Cas	2.3000	30000.	74	14361	No
180	GOM_NL__2PRFIN20041128_090309_000000362032_00279_14361_6584.N1	28-NOV-2004 09:03:09	Bright	36.000	49	1Alp UMi	1.9900	6300.0	72	14361	No
181	GOM_NL__2PRFIN20041128_090746_000000392032_00279_14361_6585.N1	28-NOV-2004 09:07:46	Bright	39.000	60	7Bet UMi	2.0810	3950.0	78	14361	No
182	GOM_NL__2PRFIN20041128_091000_000000472032_00279_14361_6586.N1	28-NOV-2004 09:10:00	Bright	46.500	36	50Alp UMa	1.8000	6300.0	93	14361	No
183	GOM_NL__2PRFIN20041128_091136_000000492032_00279_14361_6587.N1	28-NOV-2004 09:11:36	Bright	48.500	82	48Bet UMa	2.3650	10600.	97	14361	No
184	GOM_NL__2PRFIN20041128_091327_000000402032_00279_14361_6588.N1	28-NOV-2004 09:13:27	Bright	40.000	55	79Zet UMa	2.0600	10200.	80	14361	No
185	GOM_NL__2PRFIN20041128_091505_000000392032_00279_14361_6589.N1	28-NOV-2004 09:15:05	Bright	38.500	39	85Eta UMa	1.8540	24000.	77	14361	No
186	GOM_NL__2PRFIN20041128_091752_000000392032_00279_14361_6590.N1	28-NOV-2004 09:17:52	Bright	39.000	180	27Gam Boo	3.0400	8000.0	78	14361	No
187	GOM_NL__2PRFIN20041128_092055_000000362032_00279_14361_6591.N1	28-NOV-2004 09:20:55	Bright	36.000	83		2.3780	11000.	72	14361	No
188	GOM_NL__2PRFIN20041128_092326_000000352032_00279_14361_6592.N1	28-NOV-2004 09:23:26	Bright	35.000	3	16Alp Boo	-0.050000	4250.0	70	14361	No
189	GOM_NL__2PRFIN20041128_092644_000000682032_00279_14361_6593.N1	28-NOV-2004 09:26:44	Bright	68.000	96	68Del Leo	2.5600	9300.0	136	14361	No
190	GOM_NL__2PRFIN20041128_093124_000001992032_00279_14361_6594.N1	28-NOV-2004 09:31:24	Straylight	198.50	51	41Gam1Leo	2.0100	4500.0	397	14361	No
191	GOM_NL__2PRFIN20041128_093641_000000482032_00279_14361_6595.N1	28-NOV-2004 09:36:41	Tw_i_and_stray	48.000	100	4Gam Crv	2.5800	13100.	96	14361	No
192	GOM_NL__2PRFIN20041128_093815_000000522032_00279_14361_6596.N1	28-NOV-2004 09:38:15	Dark	52.000	171	2Eps Crv	3.0010	4250.0	104	14361	No
193	GOM_NL__2PRFIN20041128_094345_000000412032_00279_14361_6597.N1	28-NOV-2004 09:43:45	Dark	40.500	77	Eps Cen	2.3030	28000.	81	14361	No
194	GOM_NL__2PRFIN20041128_094526_000000512032_00279_14361_6598.N1	28-NOV-2004 09:45:26	Dark	51.000	10	Bet Cen	0.61000	28000.	102	14361	No
195	GOM_NL__2PRFIN20041128_094715_000000422032_00280_14362_6565.N1	28-NOV-2004 09:47:15	Dark	41.500	12	Alp1Cru	0.77500	30000.	83	14362	No
196	GOM_NL__2PRFIN20041128_094953_000000402032_00280_14362_6566.N1	28-NOV-2004 09:49:53	Dark	40.000	124	The Car	2.7640	30000.	80	14362	No
197	GOM_NL__2PRFIN20041128_095134_000000402032_00280_14362_6567.N1	28-NOV-2004 09:51:34	Dark	39.500	159	Ups Car	2.9200	7200.0	79	14362	No
198	GOM_NL__2PRFIN20041128_095428_000000452032_00280_14362_6568.N1	28-NOV-2004 09:54:28	Dark	45.000	41	Eps Car	1.8600	4100.0	90	14362	No
199	GOM_NL__2PRFIN20041128_095619_000000512032_00280_14362_6569.N1	28-NOV-2004 09:56:19	Dark	50.500	34	Gam2Vel	1.7930	23000.	101	14362	No
200	GOM_NL__2PRFIN20041128_095758_000000592032_00280_14362_6570.N1	28-NOV-2004 09:57:58	Dark	58.500	70	Zet Pup	2.2460	39000.	117	14362	No
201	GOM_NL__2PRFIN20041128_095953_000000582032_00280_14362_6571.N1	28-NOV-2004 09:59:53	Dark	58.000	2	Alp Car	-0.73600	7000.0	116	14362	No
202	GOM_NL__2PRFIN20041128_100133_000000642032_00280_14362_6572.N1	28-NOV-2004 10:01:33	Dark	63.500	117	Pi Pup	2.7060	3800.0	127	14362	No
203	GOM_NL__2PRFIN20041128_100525_000000682032_00280_14362_6573.N1	28-NOV-2004 10:05:25	Dark	67.500	23	21Eps CMa	1.5020	26000.	135	14362	No
204	GOM_NL__2PRFIN20041128_100737_000000772032_00280_14362_6574.N1	28-NOV-2004 10:07:37	Straylight	76.500	179	24Omi2CMa	3.0320	24000.	153	14362	No
205	GOM_NL__2PRFIN20041128_101210_000001072032_00280_14362_6575.N1	28-NOV-2004 10:12:10	Straylight	107.00	1	9Alp CMa	-1.4400	11000.	214	14362	No
206	GOM_NL__2PRFIN20041128_101558_000000642032_00280_14362_6576.N1	28-NOV-2004 10:15:58	Straylight	63.500	7	19Bet Ori	0.10000	14000.	127	14362	No
207	GOM_NL__2PRFIN20041128_101911_000000682032_00280_14362_6577.N1	28-NOV-2004 10:19:11	Tw_i_and_stray	68.000	30	46Eps Ori	1.6940	30000.	136	14362	No
208	GOM_NL__2PRFIN20041128_102159_000000622032_00280_14362_6578.N1	28-NOV-2004 10:21:59	Tw_i_and_stray	62.000	27	24Gam Ori	1.6360	26000.	124	14362	No
209	GOM_NL__2PRFIN20041128_102802_000000412032_00280_14362_6579.N1	28-NOV-2004 10:28:02	Bright	41.000	150	44Zet Per	2.8900	28000.	82	14362	No
210	GOM_NL__2PRFIN20041128_103010_000000392032_00280_14362_6580.N1	28-NOV-2004 10:30:10	Bright	39.000	79	26Bet Per	2.3100	13100.	78	14362	No
211	GOM_NL__2PRFIN20041128_103228_000000382032_00280_14362_6581.N1	28-NOV-2004 10:32:28	Bright	38.000	175	39Del Per	3.0100	19400.	76	14362	No
212	GOM_NL__2PRFIN20041128_103434_000000512032_00280_14362_6582.N1	28-NOV-2004 10:34:34	Bright	51.000	6	13Alp Aur	0.080000	3400.0	102	14362	No
213	GOM_NL__2PRFIN20041128_103625_000000382032_00280_14362_6583.N1	28-NOV-2004 10:36:25	Bright	38.000	76	27Gam Cas	2.3000	30000.	76	14362	No
214	GOM_NL__2PRFIN20041128_104344_000000392032_00280_14362_6584.N1	28-NOV-2004 10:43:44	Bright	38.500	49	1Alp UMi	1.9900	6300.0	77	14362	No
215	GOM_NL__2PRFIN20041128_104822_000000402032_00280_14362_6585.N1	28-NOV-2004 10:48:22	Bright	40.000	60	7Bet UMi	2.0810	3950.0	80	14362	No
216	GOM_NL__2PRFIN20041128_105036_000000462032_00280_14362_6586.N1	28-NOV-2004 10:50:36	Bright	46.000	36	50Alp UMa	1.8000	6300.0	92	14362	No
217	GOM_NL__2PRFIN20041128_105212_000000452032_00280_14362_6587.N1	28-NOV-2004 10:52:12	Bright	44.500	82	48Bet UMa	2.3650	10600.	89	14362	No
218	GOM_NL__2PRFIN20041128_105403_000000372032_00280_14362_6588.N1	28-NOV-2004 10:54:03	Bright	36.500	55	79Zet UMa	2.0600	10200.	73	14362	No
219	GOM_NL__2PRFIN20041128_105541_000000362032_00280_14362_6589.N1	28-NOV-2004 10:55:41	Bright	36.000	39	85Eta UMa	1.8540	24000.	72	14362	No

220	GOM_NL__2PRFIN20041128_105830_000000382032_00280_14362_6590.N1	28-NOV-2004 10:58:30	Bright	37.500	180	27Gam Boo	3.0400	8000.0	75	14362	No
221	GOM_NL__2PRFIN20041128_110130_000000372032_00280_14362_6591.N1	28-NOV-2004 11:01:30	Bright	36.500	83		2.3780	11000.	73	14362	No
222	GOM_NL__2PRFIN20041128_110402_000000362032_00280_14362_6592.N1	28-NOV-2004 11:04:02	Bright	35.500	3	16Alp Boo	-0.050000	4250.0	71	14362	No
223	GOM_NL__2PRFIN20041128_110720_000000692032_00280_14362_6593.N1	28-NOV-2004 11:07:20	Bright	68.500	96	68Del Leo	2.5600	9300.0	137	14362	No
224	GOM_NL__2PRFIN20041128_111203_000001932032_00280_14362_6594.N1	28-NOV-2004 11:12:03	Straylight	193.00	51	41Gam1Leo	2.0100	4500.0	386	14362	No
225	GOM_NL__2PRFIN20041128_111717_000000482032_00280_14362_6595.N1	28-NOV-2004 11:17:17	Tw_i_and_stray	48.000	100	4Gam Crv	2.5800	13100.	96	14362	No
226	GOM_NL__2PRFIN20041128_111852_000000522032_00280_14362_6596.N1	28-NOV-2004 11:18:52	Dark	52.000	171	2Eps Crv	3.0010	4250.0	104	14362	No
227	GOM_NL__2PRFIN20041128_112421_000000422032_00280_14362_6597.N1	28-NOV-2004 11:24:21	Dark	41.500	77	Eps Cen	2.3030	28000.	83	14362	No
228	GOM_NL__2PRFIN20041128_112602_000000512032_00280_14362_6598.N1	28-NOV-2004 11:26:02	Dark	51.000	10	Bet Cen	0.61000	28000.	102	14362	No
229	GOM_NL__2PRFIN20041128_112751_000000452032_00281_14363_6585.N1	28-NOV-2004 11:27:51	Dark	45.000	12	Alp1Cru	0.77500	30000.	90	14363	No
230	GOM_NL__2PRFIN20041128_113029_000000402032_00281_14363_6586.N1	28-NOV-2004 11:30:29	Dark	40.000	124	The Car	2.7640	30000.	80	14363	No
231	GOM_NL__2PRFIN20041128_113210_000000412032_00281_14363_6587.N1	28-NOV-2004 11:32:10	Dark	40.500	159	Ups Car	2.9200	7200.0	81	14363	No
232	GOM_NL__2PRFIN20041128_113504_000000442032_00281_14363_6588.N1	28-NOV-2004 11:35:04	Dark	43.500	41	Eps Car	1.8600	4100.0	87	14363	No
233	GOM_NL__2PRFIN20041128_113655_000000512032_00281_14363_6589.N1	28-NOV-2004 11:36:55	Dark	51.000	34	Gam2Vel	1.7930	23000.	102	14363	No
234	GOM_NL__2PRFIN20041128_113835_000000612032_00281_14363_6590.N1	28-NOV-2004 11:38:35	Dark	61.000	70	Zet Pup	2.2460	39000.	122	14363	No
235	GOM_NL__2PRFIN20041128_114029_000000532032_00281_14363_6591.N1	28-NOV-2004 11:40:29	Dark	52.500	2	Alp Car	-0.73600	7000.0	105	14363	No
236	GOM_NL__2PRFIN20041128_114209_000000682032_00281_14363_6592.N1	28-NOV-2004 11:42:09	Dark	68.000	117	Pi Pup	2.7060	3800.0	136	14363	No
237	GOM_NL__2PRFIN20041128_114602_000000762032_00281_14363_6593.N1	28-NOV-2004 11:46:02	Dark	75.500	23	21Eps CMa	1.5020	26000.	151	14363	No
238	GOM_NL__2PRFIN20041128_114814_000000762032_00281_14363_6594.N1	28-NOV-2004 11:48:14	Straylight	75.500	179	24Omi2CMa	3.0320	24000.	151	14363	No
239	GOM_NL__2PRFIN20041128_115245_000000992032_00281_14363_6595.N1	28-NOV-2004 11:52:45	Straylight	98.500	1	9Alp CMa	-1.4400	11000.	197	14363	No
240	GOM_NL__2PRFIN20041128_115634_000000662032_00281_14363_6596.N1	28-NOV-2004 11:56:34	Straylight	66.000	7	19Bet Ori	0.10000	14000.	132	14363	No
241	GOM_NL__2PRFIN20041128_115947_000000732032_00281_14363_6597.N1	28-NOV-2004 11:59:47	Tw_i_and_stray	73.000	30	46Eps Ori	1.6940	30000.	146	14363	No
242	GOM_NL__2PRFIN20041128_120235_000000682032_00281_14363_6598.N1	28-NOV-2004 12:02:35	Tw_i_and_stray	67.500	27	24Gam Ori	1.6360	26000.	135	14363	No
243	GOM_NL__2PRFIN20041128_120838_000000392032_00281_14363_6599.N1	28-NOV-2004 12:08:38	Bright	39.000	150	44Zet Per	2.8900	28000.	78	14363	No
244	GOM_NL__2PRFIN20041128_121046_000000392032_00281_14363_6600.N1	28-NOV-2004 12:10:46	Bright	38.500	79	26Bet Per	2.3100	13100.	77	14363	No
245	GOM_NL__2PRFIN20041128_121304_000000382032_00281_14363_6601.N1	28-NOV-2004 12:13:04	Bright	37.500	175	39Del Per	3.0100	19400.	75	14363	No
246	GOM_NL__2PRFIN20041128_121509_000000552032_00281_14363_6602.N1	28-NOV-2004 12:15:09	Bright	54.500	6	13Alp Aur	0.080000	3400.0	109	14363	No
247	GOM_NL__2PRFIN20041128_121701_000000392032_00281_14363_6603.N1	28-NOV-2004 12:17:01	Bright	39.000	76	27Gam Cas	2.3000	30000.	78	14363	No
248	GOM_NL__2PRFIN20041128_122420_000000392032_00281_14363_6604.N1	28-NOV-2004 12:24:20	Bright	38.500	49	1Alp UMi	1.9900	6300.0	77	14363	No
249	GOM_NL__2PRFIN20041128_122859_000000362032_00281_14363_6605.N1	28-NOV-2004 12:28:59	Bright	36.000	60	7Bet UMi	2.0810	3950.0	72	14363	No
250	GOM_NL__2PRFIN20041128_123110_000000462032_00281_14363_6606.N1	28-NOV-2004 12:31:10	Bright	46.000	36	50Alp UMa	1.8000	6300.0	92	14363	No
251	GOM_NL__2PRFIN20041128_123247_000000492032_00281_14363_6607.N1	28-NOV-2004 12:32:47	Bright	49.000	82	48Bet UMa	2.3650	10600.	98	14363	No
252	GOM_NL__2PRFIN20041128_123439_000000382032_00281_14363_6608.N1	28-NOV-2004 12:34:39	Bright	38.000	55	79Zet UMa	2.0600	10200.	76	14363	No
253	GOM_NL__2PRFIN20041128_123617_000000362032_00281_14363_6609.N1	28-NOV-2004 12:36:17	Bright	36.000	39	85Eta UMa	1.8540	24000.	72	14363	No
254	GOM_NL__2PRFIN20041128_123907_000000372032_00281_14363_6610.N1	28-NOV-2004 12:39:07	Bright	36.500	180	27Gam Boo	3.0400	8000.0	73	14363	No
255	GOM_NL__2PRFIN20041128_124206_000000382032_00281_14363_6611.N1	28-NOV-2004 12:42:06	Bright	38.000	83		2.3780	11000.	76	14363	No
256	GOM_NL__2PRFIN20041128_124438_000000352032_00281_14363_6612.N1	28-NOV-2004 12:44:38	Bright	35.000	3	16Alp Boo	-0.050000	4250.0	70	14363	No
257	GOM_NL__2PRFIN20041128_124758_000000692032_00281_14363_6613.N1	28-NOV-2004 12:47:58	Bright	68.500	96	68Del Leo	2.5600	9300.0	137	14363	No
258	GOM_NL__2PRFIN20041128_125241_000002022032_00281_14363_6614.N1	28-NOV-2004 12:52:41	Straylight	202.00	51	41Gam1Leo	2.0100	4500.0	404	14363	No
259	GOM_NL__2PRFIN20041128_125754_000000472032_00281_14363_6615.N1	28-NOV-2004 12:57:54	Tw_i_and_stray	47.000	100	4Gam Crv	2.5800	13100.	94	14363	No
260	GOM_NL__2PRFIN20041128_125929_000000512032_00281_14363_6616.N1	28-NOV-2004 12:59:29	Dark	50.500	171	2Eps Crv	3.0010	4250.0	101	14363	No
261	GOM_NL__2PRFIN20041128_130457_000000392032_00281_14363_6617.N1	28-NOV-2004 13:04:57	Dark	39.000	77	Eps Cen	2.3030	28000.	78	14363	No
262	GOM_NL__2PRFIN20041128_130637_000000502032_00281_14363_6618.N1	28-NOV-2004 13:06:37	Dark	49.500	10	Bet Cen	0.61000	28000.	99	14363	No
263	GOM_NL__2PRFIN20041128_130827_000000452032_00282_14364_6585.N1	28-NOV-2004 13:08:27	Dark	44.500	12	Alp1Cru	0.77500	30000.	89	14364	No
264	GOM_NL__2PRFIN20041128_131105_000000412032_00282_14364_6586.N1	28-NOV-2004 13:11:05	Dark	41.000	124	The Car	2.7640	30000.	82	14364	No
265	GOM_NL__2PRFIN20041128_131246_000000412032_00282_14364_6587.N1	28-NOV-2004 13:12:46	Dark	41.000	159	Ups Car	2.9200	7200.0	82	14364	No
266	GOM_NL__2PRFIN20041128_131541_000000472032_00282_14364_6588.N1	28-NOV-2004 13:15:41	Dark	47.000	41	Eps Car	1.8600	4100.0	94	14364	No
267	GOM_NL__2PRFIN20041128_131732_000000542032_00282_14364_6589.N1	28-NOV-2004 13:17:32	Dark	54.000	34	Gam2Vel	1.7930	23000.	108	14364	No
268	GOM_NL__2PRFIN20041128_131911_000000572032_00282_14364_6590.N1	28-NOV-2004 13:19:11	Dark	56.500	70	Zet Pup	2.2460	39000.	113	14364	No
269	GOM_NL__2PRFIN20041128_132105_000000582032_00282_14364_6591.N1	28-NOV-2004 13:21:05	Dark	58.000	2	Alp Car	-0.73600	7000.0	116	14364	No
270	GOM_NL__2PRFIN20041128_132246_000000712032_00282_14364_6592.N1	28-NOV-2004 13:22:46	Dark	70.500	117	Pi Pup	2.7060	3800.0	141	14364	No
271	GOM_NL__2PRFIN20041128_132639_000000752032_00282_14364_6593.N1	28-NOV-2004 13:26:39	Dark	74.500	23	21Eps CMa	1.5020	26000.	149	14364	No
272	GOM_NL__2PRFIN20041128_132850_000000782032_00282_14364_6594.N1	28-NOV-2004 13:28:50	Straylight	78.000	179	24Omi2CMa	3.0320	24000.	156	14364	No
273	GOM_NL__2PRFIN20041128_133321_000001042032_00282_14364_6595.N1	28-NOV-2004 13:33:21	Straylight	103.50	1	9Alp CMa	-1.4400	11000.	207	14364	No
274	GOM_NL__2PRFIN20041128_133709_000000652032_00282_14364_6596.N1	28-NOV-2004 13:37:09	Straylight	65.000	7	19Bet Ori	0.10000	14000.	130	14364	No
275	GOM_NL__2PRFIN20041128_134022_000000702032_00282_14364_6597.N1	28-NOV-2004 13:40:22	Tw_i_and_stray	70.000	30	46Eps Ori	1.6940	30000.	140	14364	No
276	GOM_NL__2PRFIN20041128_134310_000000632032_00282_14364_6598.N1	28-NOV-2004 13:43:10	Tw_i_and_stray	62.500	27	24Gam Ori	1.6360	26000.	125	14364	No
277	GOM_NL__2PRFIN20041128_134914_000000402032_00282_14364_6599.N1	28-NOV-2004 13:49:14	Bright	39.500	150	44Zet Per	2.8900	28000.	79	14364	No
278	GOM_NL__2PRFIN20041128_135122_000000392032_00282_14364_6600.N1	28-NOV-2004 13:51:22	Bright	39.000	79	26Bet Per	2.3100	13100.	78	14364	No

279	GOM_NL__2PRFIN20041128_135339_000000392032_00282_14364_6601.N1	28-NOV-2004 13:53:39	Bright	38.500	175	39Del Per	3.0100	19400.	77	14364	No
280	GOM_NL__2PRFIN20041128_135544_000000522032_00282_14364_6602.N1	28-NOV-2004 13:55:44	Bright	52.000	6	13Alp Aur	0.080000	3400.0	104	14364	No
281	GOM_NL__2PRFIN20041128_135737_000000392032_00282_14364_6603.N1	28-NOV-2004 13:57:37	Bright	38.500	76	27Gam Cas	2.3000	30000.	77	14364	No
282	GOM_NL__2PRFIN20041128_140456_000000392032_00282_14364_6604.N1	28-NOV-2004 14:04:56	Bright	38.500	49	1Alp UMi	1.9900	6300.0	77	14364	No
283	GOM_NL__2PRFIN20041128_140935_000000362032_00282_14364_6605.N1	28-NOV-2004 14:09:35	Bright	36.000	60	7Bet UMi	2.0810	3950.0	72	14364	No
284	GOM_NL__2PRFIN20041128_141146_000000462032_00282_14364_6606.N1	28-NOV-2004 14:11:46	Bright	45.500	36	50Alp UMa	1.8000	6300.0	91	14364	No
285	GOM_NL__2PRFIN20041128_141323_000000472032_00282_14364_6607.N1	28-NOV-2004 14:13:23	Bright	46.500	82	48Bet UMa	2.3650	10600.	93	14364	No
286	GOM_NL__2PRFIN20041128_141515_000000402032_00282_14364_6608.N1	28-NOV-2004 14:15:15	Bright	39.500	55	79Zet UMa	2.0600	10200.	79	14364	No
287	GOM_NL__2PRFIN20041128_141653_000000382032_00282_14364_6609.N1	28-NOV-2004 14:16:53	Bright	37.500	39	85Eta UMa	1.8540	24000.	75	14364	No
288	GOM_NL__2PRFIN20041128_141944_000000362032_00282_14364_6610.N1	28-NOV-2004 14:19:44	Bright	35.500	180	27Gam Boo	3.0400	8000.0	71	14364	No
289	GOM_NL__2PRFIN20041128_142243_000000362032_00282_14364_6611.N1	28-NOV-2004 14:22:43	Bright	35.500	83		2.3780	11000.	71	14364	No
290	GOM_NL__2PRFIN20041128_142514_000000362032_00282_14364_6612.N1	28-NOV-2004 14:25:14	Bright	36.000	3	16Alp Boo	-0.050000	4250.0	72	14364	No
291	GOM_NL__2PRFIN20041128_142834_000000682032_00282_14364_6613.N1	28-NOV-2004 14:28:34	Bright	68.000	96	68Del Leo	2.5600	9300.0	136	14364	No
292	GOM_NL__2PRFIN20041128_143320_000002122032_00282_14364_6614.N1	28-NOV-2004 14:33:20	Straylight	211.50	51	41Gam1Leo	2.0100	4500.0	423	14364	No
293	GOM_NL__2PRFIN20041128_143831_000000482032_00282_14364_6615.N1	28-NOV-2004 14:38:31	Tw_i_and_stray	47.500	100	4Gam Crv	2.5800	13100.	95	14364	No
294	GOM_NL__2PRFIN20041128_144006_000000482032_00282_14364_6616.N1	28-NOV-2004 14:40:06	Dark	47.500	171	2Eps Crv	3.0010	4250.0	95	14364	No
295	GOM_NL__2PRFIN20041128_144533_000000392032_00282_14364_6617.N1	28-NOV-2004 14:45:33	Dark	39.000	77	Eps Cen	2.3030	28000.	78	14364	No
296	GOM_NL__2PRFIN20041128_144713_000000462032_00282_14364_6618.N1	28-NOV-2004 14:47:13	Dark	46.000	10	Bet Cen	0.61000	28000.	92	14364	No
297	GOM_NL__2PRFIN20041128_144904_000000452032_00283_14365_6585.N1	28-NOV-2004 14:49:04	Dark	44.500	12	Alp1Cru	0.77500	30000.	89	14365	No
298	GOM_NL__2PRFIN20041128_145142_000000392032_00283_14365_6586.N1	28-NOV-2004 14:51:42	Dark	39.000	124	The Car	2.7640	30000.	78	14365	No
299	GOM_NL__2PRFIN20041128_145322_000000412032_00283_14365_6587.N1	28-NOV-2004 14:53:22	Dark	40.500	159	Ups Car	2.9200	7200.0	81	14365	No
300	GOM_NL__2PRFIN20041128_145617_000000462032_00283_14365_6588.N1	28-NOV-2004 14:56:17	Dark	46.000	41	Eps Car	1.8600	4100.0	92	14365	No
301	GOM_NL__2PRFIN20041128_145809_000000542032_00283_14365_6589.N1	28-NOV-2004 14:58:09	Dark	53.500	34	Gam2Vel	1.7930	23000.	107	14365	No
302	GOM_NL__2PRFIN20041128_145949_000000602032_00283_14365_6590.N1	28-NOV-2004 14:59:49	Dark	59.500	70	Zet Pup	2.2460	39000.	119	14365	No
303	GOM_NL__2PRFIN20041128_150141_000000562032_00283_14365_6591.N1	28-NOV-2004 15:01:41	Dark	55.500	2	Alp Car	-0.73600	7000.0	111	14365	No
304	GOM_NL__2PRFIN20041128_150323_000000662032_00283_14365_6592.N1	28-NOV-2004 15:03:23	Dark	66.000	117	Pi Pup	2.7060	3800.0	132	14365	No
305	GOM_NL__2PRFIN20041128_150715_000000762032_00283_14365_6593.N1	28-NOV-2004 15:07:15	Dark	75.500	23	21Eps CMa	1.5020	26000.	151	14365	No
306	GOM_NL__2PRFIN20041128_150927_000000802032_00283_14365_6594.N1	28-NOV-2004 15:09:27	Straylight	79.500	179	24Omi2CMa	3.0320	24000.	159	14365	No
307	GOM_NL__2PRFIN20041128_151358_000001002032_00283_14365_6595.N1	28-NOV-2004 15:13:58	Straylight	100.00	1	9Alp CMa	-1.4400	11000.	200	14365	No
308	GOM_NL__2PRFIN20041128_151743_000000682032_00283_14365_6596.N1	28-NOV-2004 15:17:43	Straylight	67.500	7	19Bet Ori	0.10000	14000.	135	14365	No
309	GOM_NL__2PRFIN20041128_152058_000000662032_00283_14365_6597.N1	28-NOV-2004 15:20:58	Tw_i_and_stray	66.000	30	46Eps Ori	1.6940	30000.	132	14365	No
310	GOM_NL__2PRFIN20041128_152345_000000622032_00283_14365_6598.N1	28-NOV-2004 15:23:45	Tw_i_and_stray	61.500	27	24Gam Ori	1.6360	26000.	123	14365	No
311	GOM_NL__2PRFIN20041128_152553_000000612032_00283_14365_6599.N1	28-NOV-2004 15:25:53	Bright	61.000	13	87Alp Tau	0.86700	3800.0	122	14365	No
312	GOM_NL__2PRFIN20041128_152724_000000422032_00283_14365_6600.N1	28-NOV-2004 15:27:24	Bright	42.000	146	25Eta Tau	2.8730	15200.	84	14365	No
313	GOM_NL__2PRFIN20041128_152949_000000412032_00283_14365_6601.N1	28-NOV-2004 15:29:49	Bright	40.500	150	44Zet Per	2.8900	28000.	81	14365	No
314	GOM_NL__2PRFIN20041128_153158_000000382032_00283_14365_6602.N1	28-NOV-2004 15:31:58	Bright	37.500	79	26Bet Per	2.3100	13100.	75	14365	No
315	GOM_NL__2PRFIN20041128_153743_000000382032_00283_14365_6603.N1	28-NOV-2004 15:37:43	Bright	38.000	110	37Del Cas	2.6780	8900.0	76	14365	No
316	GOM_NL__2PRFIN20041128_154532_000000402032_00283_14365_6604.N1	28-NOV-2004 15:45:32	Bright	39.500	49	1Alp UMi	1.9900	6300.0	79	14365	No
317	GOM_NL__2PRFIN20041128_155011_000000382032_00283_14365_6605.N1	28-NOV-2004 15:50:11	Bright	38.000	60	7Bet UMi	2.0810	3950.0	76	14365	No
318	GOM_NL__2PRFIN20041128_155222_000000452032_00283_14365_6606.N1	28-NOV-2004 15:52:22	Bright	44.500	36	50Alp UMa	1.8000	6300.0	89	14365	No
319	GOM_NL__2PRFIN20041128_155358_000000472032_00283_14365_6607.N1	28-NOV-2004 15:53:58	Bright	46.500	82	48Bet UMa	2.3650	10600.	93	14365	No
320	GOM_NL__2PRFIN20041128_155551_000000402032_00283_14365_6608.N1	28-NOV-2004 15:55:51	Bright	40.000	55	79Zet UMa	2.0600	10200.	80	14365	No
321	GOM_NL__2PRFIN20041128_155729_000000382032_00283_14365_6609.N1	28-NOV-2004 15:57:29	Bright	38.000	39	85Eta UMa	1.8540	24000.	76	14365	No
322	GOM_NL__2PRFIN20041128_160019_000000362032_00283_14365_6610.N1	28-NOV-2004 16:00:19	Bright	36.000	180	27Gam Boo	3.0400	8000.0	72	14365	No
323	GOM_NL__2PRFIN20041128_160319_000000372032_00283_14365_6611.N1	28-NOV-2004 16:03:19	Bright	36.500	83		2.3780	11000.	73	14365	No
324	GOM_NL__2PRFIN20041128_160550_000000352032_00283_14365_6612.N1	28-NOV-2004 16:05:50	Bright	35.000	3	16Alp Boo	-0.050000	4250.0	70	14365	No
325	GOM_NL__2PRFIN20041128_160911_000000692032_00283_14365_6613.N1	28-NOV-2004 16:09:11	Bright	68.500	96	68Del Leo	2.5600	9300.0	137	14365	No
326	GOM_NL__2PRFIN20041128_161358_000001962032_00283_14365_6614.N1	28-NOV-2004 16:13:58	Straylight	196.00	51	41Gam1Leo	2.0100	4500.0	392	14365	No
327	GOM_NL__2PRFIN20041128_161908_000000482032_00283_14365_6615.N1	28-NOV-2004 16:19:08	Tw_i_and_stray	48.000	100	4Gam Crv	2.5800	13100.	96	14365	No
328	GOM_NL__2PRFIN20041128_162203_000000412032_00283_14365_6616.N1	28-NOV-2004 16:22:03	Twilight	40.500	123	1ot Cen	2.7500	10200.	81	14365	No
329	GOM_NL__2PRFIN20041128_162609_000000392032_00283_14365_6617.N1	28-NOV-2004 16:26:09	Dark	38.500	77	Eps Cen	2.3030	28000.	77	14365	No
330	GOM_NL__2PRFIN20041128_162750_000000492032_00283_14365_6618.N1	28-NOV-2004 16:27:50	Dark	49.000	10	Bet Cen	0.61000	28000.	98	14365	No
331	GOM_NL__2PRFIN20041128_162940_000000462032_00284_14366_6585.N1	28-NOV-2004 16:29:40	Dark	45.500	12	Alp1Cru	0.77500	30000.	91	14366	No
332	GOM_NL__2PRFIN20041128_163218_000000382032_00284_14366_6586.N1	28-NOV-2004 16:32:18	Dark	38.000	124	The Car	2.7640	30000.	76	14366	No
333	GOM_NL__2PRFIN20041128_163359_000000422032_00284_14366_6587.N1	28-NOV-2004 16:33:59	Dark	41.500	159	Ups Car	2.9200	7200.0	83	14366	No
334	GOM_NL__2PRFIN20041128_163654_000000452032_00284_14366_6588.N1	28-NOV-2004 16:36:54	Dark	45.000	41	Eps Car	1.8600	4100.0	90	14366	No
335	GOM_NL__2PRFIN20041128_163846_000000542032_00284_14366_6589.N1	28-NOV-2004 16:38:46	Dark	53.500	34	Gam2Vel	1.7930	23000.	107	14366	No
336	GOM_NL__2PRFIN20041128_164026_000000652032_00284_14366_6590.N1	28-NOV-2004 16:40:26	Dark	64.500	70	Zet Pup	2.2460	39000.	129	14366	No
337	GOM_NL__2PRFIN20041128_164218_000000582032_00284_14366_6591.N1	28-NOV-2004 16:42:18	Dark	58.000	2	Alp Car	-0.73600	7000.0	116	14366	No

338	GOM_NL__2PRFIN20041128_164400_000000772032_00284_14366_6592.N1	28-NOV-2004 16:44:00	Dark	77.000	117	Pi Pup	2.7060	3800.0	154	14366	No
339	GOM_NL__2PRFIN20041128_164752_000000732032_00284_14366_6593.N1	28-NOV-2004 16:47:52	Dark	73.000	23	21Eps CMa	1.5020	26000.	146	14366	No
340	GOM_NL__2PRFIN20041128_165002_000000832032_00284_14366_6594.N1	28-NOV-2004 16:50:02	Straylight	82.500	179	24Omi2CMa	3.0320	24000.	165	14366	No
341	GOM_NL__2PRFIN20041128_165434_000001012032_00284_14366_6595.N1	28-NOV-2004 16:54:34	Straylight	101.00	1	9Alp CMa	-1.4400	11000.	202	14366	No
342	GOM_NL__2PRFIN20041128_165819_000000712032_00284_14366_6596.N1	28-NOV-2004 16:58:19	Straylight	71.000	7	19Bet Ori	0.10000	14000.	142	14366	No
343	GOM_NL__2PRFIN20041128_170133_000000672032_00284_14366_6597.N1	28-NOV-2004 17:01:33	Twilight	67.000	30	46Eps Ori	1.6940	30000.	134	14366	No
344	GOM_NL__2PRFIN20041128_170421_000000622032_00284_14366_6598.N1	28-NOV-2004 17:04:21	Twilight	62.000	27	24Gam Ori	1.6360	26000.	124	14366	No
345	GOM_NL__2PRFIN20041128_170630_000000552032_00284_14366_6599.N1	28-NOV-2004 17:06:30	Bright	54.500	13	87Alp Tau	0.86700	3800.0	109	14366	No
346	GOM_NL__2PRFIN20041128_170801_000000402032_00284_14366_6600.N1	28-NOV-2004 17:08:01	Bright	39.500	146	25Eta Tau	2.8730	15200.	79	14366	No
347	GOM_NL__2PRFIN20041128_171025_000000402032_00284_14366_6601.N1	28-NOV-2004 17:10:25	Bright	39.500	150	44Zet Per	2.8900	28000.	79	14366	No
348	GOM_NL__2PRFIN20041128_171234_000000392032_00284_14366_6602.N1	28-NOV-2004 17:12:34	Bright	39.000	79	26Bet Per	2.3100	13100.	78	14366	No
349	GOM_NL__2PRFIN20041128_171820_000000372032_00284_14366_6603.N1	28-NOV-2004 17:18:20	Bright	36.500	110	37Del Cas	2.6780	8900.0	73	14366	No
350	GOM_NL__2PRFIN20041128_172609_000000372032_00284_14366_6604.N1	28-NOV-2004 17:26:09	Bright	36.500	49	1Alp UMi	1.9900	6300.0	73	14366	No
351	GOM_NL__2PRFIN20041128_173048_000000392032_00284_14366_6605.N1	28-NOV-2004 17:30:48	Bright	39.000	60	7Bet UMi	2.0810	3950.0	78	14366	No
352	GOM_NL__2PRFIN20041128_173258_000000452032_00284_14366_6606.N1	28-NOV-2004 17:32:58	Bright	45.000	36	50Alp UMa	1.8000	6300.0	90	14366	No
353	GOM_NL__2PRFIN20041128_173434_000000482032_00284_14366_6607.N1	28-NOV-2004 17:34:34	Bright	48.000	82	48Bet UMa	2.3650	10600.	96	14366	No
354	GOM_NL__2PRFIN20041128_173627_000000392032_00284_14366_6608.N1	28-NOV-2004 17:36:27	Bright	39.000	55	79Zet UMa	2.0600	10200.	78	14366	No
355	GOM_NL__2PRFIN20041128_173805_000000372032_00284_14366_6609.N1	28-NOV-2004 17:38:05	Bright	37.000	39	85Eta UMa	1.8540	24000.	74	14366	No
356	GOM_NL__2PRFIN20041128_174056_000000432032_00284_14366_6610.N1	28-NOV-2004 17:40:56	Bright	43.000	180	27Gam Boo	3.0400	8000.0	86	14366	No
357	GOM_NL__2PRFIN20041128_174356_000000352032_00284_14366_6611.N1	28-NOV-2004 17:43:56	Bright	35.000	83		2.3780	11000.	70	14366	No
358	GOM_NL__2PRFIN20041128_174627_000000352032_00284_14366_6612.N1	28-NOV-2004 17:46:27	Bright	35.000	3	16Alp Boo	-0.050000	4250.0	70	14366	No
359	GOM_NL__2PRFIN20041128_174947_000000702032_00284_14366_6613.N1	28-NOV-2004 17:49:47	Bright	70.000	96	68Del Leo	2.5600	9300.0	140	14366	No
360	GOM_NL__2PRFIN20041128_175437_000002152032_00284_14366_6614.N1	28-NOV-2004 17:54:37	Straylight	215.00	51	41Gam1Leo	2.0100	4500.0	430	14366	No
361	GOM_NL__2PRFIN20041128_175945_000000482032_00284_14366_6615.N1	28-NOV-2004 17:59:45	Twilight	47.500	100	4Gam Crv	2.5800	13100.	95	14366	No
362	GOM_NL__2PRFIN20041128_180239_000000402032_00284_14366_6616.N1	28-NOV-2004 18:02:39	Twilight	39.500	123	1ot Cen	2.7500	10200.	79	14366	No
363	GOM_NL__2PRFIN20041128_180646_000000382032_00284_14366_6617.N1	28-NOV-2004 18:06:46	Dark	38.000	77	Eps Cen	2.3030	28000.	76	14366	No
364	GOM_NL__2PRFIN20041128_180826_000000422032_00284_14366_6618.N1	28-NOV-2004 18:08:26	Dark	41.500	10	Bet Cen	0.61000	28000.	83	14366	No
365	GOM_NL__2PRFIN20041128_181017_000000502032_00285_14367_6585.N1	28-NOV-2004 18:10:17	Dark	50.000	12	Alp1Cru	0.77500	30000.	100	14367	No
366	GOM_NL__2PRFIN20041128_181255_000000412032_00285_14367_6586.N1	28-NOV-2004 18:12:55	Dark	41.000	124	The Car	2.7640	30000.	82	14367	No
367	GOM_NL__2PRFIN20041128_181436_000000412032_00285_14367_6587.N1	28-NOV-2004 18:14:36	Dark	41.000	159	Ups Car	2.9200	7200.0	82	14367	No
368	GOM_NL__2PRFIN20041128_181731_000000452032_00285_14367_6588.N1	28-NOV-2004 18:17:31	Dark	45.000	41	Eps Car	1.8600	4100.0	90	14367	No
369	GOM_NL__2PRFIN20041128_181923_000000612032_00285_14367_6589.N1	28-NOV-2004 18:19:23	Dark	60.500	34	Gam2Vel	1.7930	23000.	121	14367	No
370	GOM_NL__2PRFIN20041128_182103_000000582032_00285_14367_6590.N1	28-NOV-2004 18:21:03	Dark	57.500	70	Zet Pup	2.2460	39000.	115	14367	No
371	GOM_NL__2PRFIN20041128_182255_000000552032_00285_14367_6591.N1	28-NOV-2004 18:22:55	Dark	54.500	2	Alp Car	-0.73600	7000.0	109	14367	No
372	GOM_NL__2PRFIN20041128_182437_000000662032_00285_14367_6592.N1	28-NOV-2004 18:24:37	Dark	65.500	117	Pi Pup	2.7060	3800.0	131	14367	No
373	GOM_NL__2PRFIN20041128_182827_000000712032_00285_14367_6593.N1	28-NOV-2004 18:28:27	Dark	71.000	23	21Eps CMa	1.5020	26000.	142	14367	No
374	GOM_NL__2PRFIN20041128_183039_000000802032_00285_14367_6594.N1	28-NOV-2004 18:30:39	Straylight	79.500	179	24Omi2CMa	3.0320	24000.	159	14367	No
375	GOM_NL__2PRFIN20041128_183507_000001102032_00285_14367_6595.N1	28-NOV-2004 18:35:07	Straylight	109.50	1	9Alp CMa	-1.4400	11000.	219	14367	No
376	GOM_NL__2PRFIN20041128_183857_000000622032_00285_14367_6596.N1	28-NOV-2004 18:38:57	Straylight	62.000	7	19Bet Ori	0.10000	14000.	124	14367	No
377	GOM_NL__2PRFIN20041128_184208_000000692032_00285_14367_6597.N1	28-NOV-2004 18:42:08	Twilight	69.000	30	46Eps Ori	1.6940	30000.	138	14367	No
378	GOM_NL__2PRFIN20041128_184456_000000682032_00285_14367_6598.N1	28-NOV-2004 18:44:56	Twilight	68.000	27	24Gam Ori	1.6360	26000.	136	14367	No
379	GOM_NL__2PRFIN20041128_184706_000000572032_00285_14367_6599.N1	28-NOV-2004 18:47:06	Bright	56.500	13	87Alp Tau	0.86700	3800.0	113	14367	No
380	GOM_NL__2PRFIN20041128_184837_000000412032_00285_14367_6600.N1	28-NOV-2004 18:48:37	Bright	40.500	146	25Eta Tau	2.8730	15200.	81	14367	No
381	GOM_NL__2PRFIN20041128_185101_000000402032_00285_14367_6601.N1	28-NOV-2004 18:51:01	Bright	39.500	150	44Zet Per	2.8900	28000.	79	14367	No
382	GOM_NL__2PRFIN20041128_185310_000000372032_00285_14367_6602.N1	28-NOV-2004 18:53:10	Bright	37.000	79	26Bet Per	2.3100	13100.	74	14367	No
383	GOM_NL__2PRFIN20041128_185856_000000392032_00285_14367_6603.N1	28-NOV-2004 18:58:56	Bright	39.000	110	37Del Cas	2.6780	8900.0	78	14367	No
384	GOM_NL__2PRFIN20041128_190645_000000372032_00285_14367_6604.N1	28-NOV-2004 19:06:45	Bright	37.000	49	1Alp UMi	1.9900	6300.0	74	14367	No
385	GOM_NL__2PRFIN20041128_191124_000000352032_00285_14367_6605.N1	28-NOV-2004 19:11:24	Bright	34.500	60	7Bet UMi	2.0810	3950.0	69	14367	No
386	GOM_NL__2PRFIN20041128_191333_000000442032_00285_14367_6606.N1	28-NOV-2004 19:13:33	Bright	43.500	36	50Alp UMa	1.8000	6300.0	87	14367	No
387	GOM_NL__2PRFIN20041128_191509_000000492032_00285_14367_6607.N1	28-NOV-2004 19:15:09	Bright	48.500	82	48Bet UMa	2.3650	10600.	97	14367	No
388	GOM_NL__2PRFIN20041128_191703_000000382032_00285_14367_6608.N1	28-NOV-2004 19:17:03	Bright	37.500	55	79Zet UMa	2.0600	10200.	75	14367	No
389	GOM_NL__2PRFIN20041128_191841_000000362032_00285_14367_6609.N1	28-NOV-2004 19:18:41	Bright	36.000	39	85Eta UMa	1.8540	24000.	72	14367	No
390	GOM_NL__2PRFIN20041128_192132_000000362032_00285_14367_6610.N1	28-NOV-2004 19:21:32	Bright	36.000	180	27Gam Boo	3.0400	8000.0	72	14367	No
391	GOM_NL__2PRFIN20041128_192432_000000362032_00285_14367_6611.N1	28-NOV-2004 19:24:32	Bright	35.500	83		2.3780	11000.	71	14367	No
392	GOM_NL__2PRFIN20041128_192703_000000362032_00285_14367_6612.N1	28-NOV-2004 19:27:03	Bright	35.500	3	16Alp Boo	-0.050000	4250.0	71	14367	No
393	GOM_NL__2PRFIN20041128_193024_000000722032_00285_14367_6613.N1	28-NOV-2004 19:30:24	Bright	71.500	96	68Del Leo	2.5600	9300.0	143	14367	No
394	GOM_NL__2PRFIN20041128_193516_000002002032_00285_14367_6614.N1	28-NOV-2004 19:35:16	Straylight	199.50	51	41Gam1Leo	2.0100	4500.0	399	14367	No
395	GOM_NL__2PRFIN20041128_194022_000000472032_00285_14367_6615.N1	28-NOV-2004 19:40:22	Twilight	47.000	100	4Gam Crv	2.5800	13100.	94	14367	No
396	GOM_NL__2PRFIN20041128_194315_000000382032_00285_14367_6616.N1	28-NOV-2004 19:43:15	Dark	38.000	123	1ot Cen	2.7500	10200.	76	14367	No

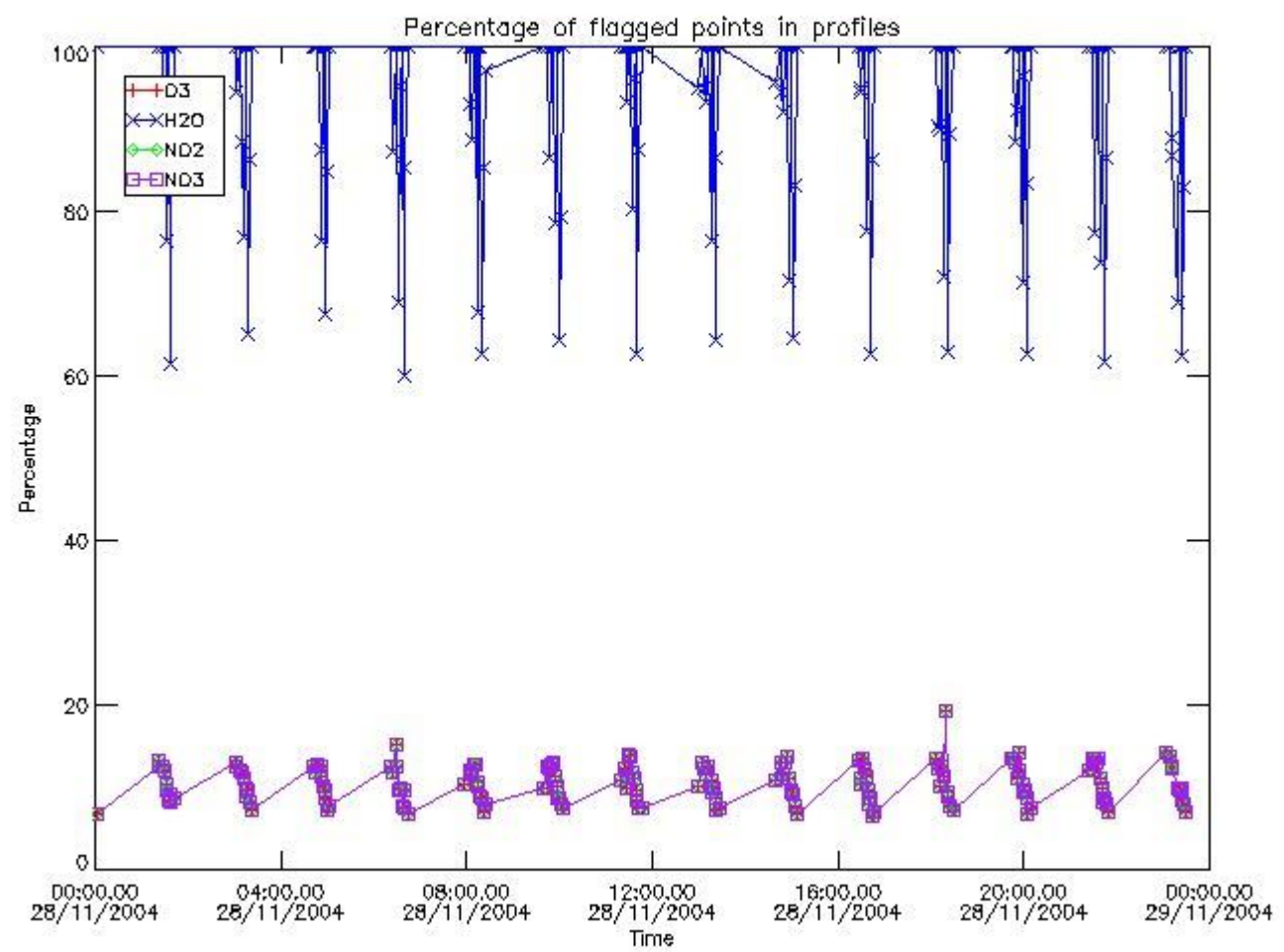
397	GOM_NL__2PRFIN20041128_194722_000000382032_00285_14367_6617.N1	28-NOV-2004 19:47:22	Dark	37.500	77	Eps Cen	2.3030	28000.	75	14367	No
398	GOM_NL__2PRFIN20041128_194902_000000392032_00285_14367_6618.N1	28-NOV-2004 19:49:02	Dark	39.000	10	Bet Cen	0.61000	28000.	78	14367	No
399	GOM_NL__2PRFIN20041128_195053_000000462032_00286_14368_6586.N1	28-NOV-2004 19:50:53	Dark	46.000	12	Alp1Cru	0.77500	30000.	92	14368	No
400	GOM_NL__2PRFIN20041128_195332_000000402032_00286_14368_6587.N1	28-NOV-2004 19:53:32	Dark	39.500	124	The Car	2.7640	30000.	79	14368	No
401	GOM_NL__2PRFIN20041128_195512_000000422032_00286_14368_6588.N1	28-NOV-2004 19:55:12	Dark	42.000	159	Ups Car	2.9200	7200.0	84	14368	No
402	GOM_NL__2PRFIN20041128_195807_000000552032_00286_14368_6589.N1	28-NOV-2004 19:58:07	Dark	54.500	41	Eps Car	1.8600	4100.0	109	14368	No
403	GOM_NL__2PRFIN20041128_200000_000000542032_00286_14368_6590.N1	28-NOV-2004 20:00:00	Dark	54.000	34	Gam2Vel	1.7930	23000.	108	14368	No
404	GOM_NL__2PRFIN20041128_200140_000000582032_00286_14368_6591.N1	28-NOV-2004 20:01:40	Dark	58.000	70	Zet Pup	2.2460	39000.	116	14368	No
405	GOM_NL__2PRFIN20041128_200332_000000582032_00286_14368_6592.N1	28-NOV-2004 20:03:32	Dark	58.000	2	Alp Car	-0.73600	7000.0	116	14368	No
406	GOM_NL__2PRFIN20041128_200514_000000762032_00286_14368_6593.N1	28-NOV-2004 20:05:14	Dark	75.500	117	Pi Pup	2.7060	3800.0	151	14368	No
407	GOM_NL__2PRFIN20041128_200904_000000742032_00286_14368_6594.N1	28-NOV-2004 20:09:04	Dark	74.000	23	21Eps CMa	1.5020	26000.	148	14368	No
408	GOM_NL__2PRFIN20041128_201117_000000802032_00286_14368_6595.N1	28-NOV-2004 20:11:17	Straylight	80.000	179	24Omi2CMa	3.0320	24000.	160	14368	No
409	GOM_NL__2PRFIN20041128_201545_000001162032_00286_14368_6596.N1	28-NOV-2004 20:15:45	Straylight	116.00	1	9Alp CMa	-1.4400	11000.	232	14368	No
410	GOM_NL__2PRFIN20041128_201934_000000662032_00286_14368_6597.N1	28-NOV-2004 20:19:34	Straylight	65.500	7	19Bet Ori	0.10000	14000.	131	14368	No
411	GOM_NL__2PRFIN20041128_202244_000000732032_00286_14368_6598.N1	28-NOV-2004 20:22:44	Twl_and_stray	72.500	30	46Eps Ori	1.6940	30000.	145	14368	No
412	GOM_NL__2PRFIN20041128_202531_000000652032_00286_14368_6599.N1	28-NOV-2004 20:25:31	Twl_and_stray	64.500	27	24Gam Ori	1.6360	26000.	129	14368	No
413	GOM_NL__2PRFIN20041128_202741_000000572032_00286_14368_6600.N1	28-NOV-2004 20:27:41	Bright	56.500	13	87Alp Tau	0.86700	3800.0	113	14368	No
414	GOM_NL__2PRFIN20041128_202913_000000402032_00286_14368_6601.N1	28-NOV-2004 20:29:13	Bright	39.500	146	25Eta Tau	2.8730	15200.	79	14368	No
415	GOM_NL__2PRFIN20041128_203137_000000402032_00286_14368_6602.N1	28-NOV-2004 20:31:37	Bright	39.500	150	44Zet Per	2.8900	28000.	79	14368	No
416	GOM_NL__2PRFIN20041128_203346_000000392032_00286_14368_6603.N1	28-NOV-2004 20:33:46	Bright	38.500	79	26Bet Per	2.3100	13100.	77	14368	No
417	GOM_NL__2PRFIN20041128_203932_000000372032_00286_14368_6604.N1	28-NOV-2004 20:39:32	Bright	37.000	110	37Del Cas	2.6780	8900.0	74	14368	No
418	GOM_NL__2PRFIN20041128_204721_000000382032_00286_14368_6605.N1	28-NOV-2004 20:47:21	Bright	37.500	49	1Alp UMi	1.9900	6300.0	75	14368	No
419	GOM_NL__2PRFIN20041128_205200_000000382032_00286_14368_6606.N1	28-NOV-2004 20:52:00	Bright	38.000	60	7Bet UMi	2.0810	3950.0	76	14368	No
420	GOM_NL__2PRFIN20041128_205409_000000462032_00286_14368_6607.N1	28-NOV-2004 20:54:09	Bright	46.000	36	50Alp UMa	1.8000	6300.0	92	14368	No
421	GOM_NL__2PRFIN20041128_205545_000000482032_00286_14368_6608.N1	28-NOV-2004 20:55:45	Bright	47.500	82	48Bet UMa	2.3650	10600.	95	14368	No
422	GOM_NL__2PRFIN20041128_205739_000000372032_00286_14368_6609.N1	28-NOV-2004 20:57:39	Bright	37.000	55	79Zet UMa	2.0600	10200.	74	14368	No
423	GOM_NL__2PRFIN20041128_205917_000000362032_00286_14368_6610.N1	28-NOV-2004 20:59:17	Bright	36.000	39	85Eta UMa	1.8540	24000.	72	14368	No
424	GOM_NL__2PRFIN20041128_210208_000000362032_00286_14368_6611.N1	28-NOV-2004 21:02:08	Bright	35.500	180	27Gam Boo	3.0400	8000.0	71	14368	No
425	GOM_NL__2PRFIN20041128_210508_000000362032_00286_14368_6612.N1	28-NOV-2004 21:05:08	Bright	36.000	83		2.3780	11000.	72	14368	No
426	GOM_NL__2PRFIN20041128_210739_000000362032_00286_14368_6613.N1	28-NOV-2004 21:07:39	Bright	35.500	3	16Alp Boo	-0.050000	4250.0	71	14368	No
427	GOM_NL__2PRFIN20041128_211101_000000672032_00286_14368_6614.N1	28-NOV-2004 21:11:01	Bright	67.000	96	68Del Leo	2.5600	9300.0	134	14368	No
428	GOM_NL__2PRFIN20041128_211554_000002092032_00286_14368_6615.N1	28-NOV-2004 21:15:54	Straylight	209.00	51	41Gam1Leo	2.0100	4500.0	418	14368	No
429	GOM_NL__2PRFIN20041128_212058_000000502032_00286_14368_6616.N1	28-NOV-2004 21:20:58	Twl_and_stray	49.500	100	4Gam Crv	2.5800	13100.	99	14368	No
430	GOM_NL__2PRFIN20041128_212352_000000422032_00286_14368_6617.N1	28-NOV-2004 21:23:52	Dark	42.000	123	lot Cen	2.7500	10200.	84	14368	No
431	GOM_NL__2PRFIN20041128_212758_000000382032_00286_14368_6618.N1	28-NOV-2004 21:27:58	Dark	38.000	77	Eps Cen	2.3030	28000.	76	14368	No
432	GOM_NL__2PRFIN20041128_212938_000000432032_00286_14368_6619.N1	28-NOV-2004 21:29:38	Dark	42.500	10	Bet Cen	0.61000	28000.	85	14368	No
433	GOM_NL__2PRFIN20041128_213129_000000382032_00287_14369_6472.N1	28-NOV-2004 21:31:29	Dark	38.000	12	Alp1Cru	0.77500	30000.	76	14369	No
434	GOM_NL__2PRFIN20041128_213407_000000402032_00287_14369_6473.N1	28-NOV-2004 21:34:07	Dark	39.500	124	The Car	2.7640	30000.	79	14369	No
435	GOM_NL__2PRFIN20041128_213547_000000422032_00287_14369_6474.N1	28-NOV-2004 21:35:47	Dark	41.500	159	Ups Car	2.9200	7200.0	83	14369	No
436	GOM_NL__2PRFIN20041128_213843_000000462032_00287_14369_6475.N1	28-NOV-2004 21:38:43	Dark	46.000	41	Eps Car	1.8600	4100.0	92	14369	No
437	GOM_NL__2PRFIN20041128_214036_000000522032_00287_14369_6476.N1	28-NOV-2004 21:40:36	Dark	52.000	34	Gam2Vel	1.7930	23000.	104	14369	No
438	GOM_NL__2PRFIN20041128_214215_000000632032_00287_14369_6477.N1	28-NOV-2004 21:42:15	Dark	63.000	70	Zet Pup	2.2460	39000.	126	14369	No
439	GOM_NL__2PRFIN20041128_214407_000000582032_00287_14369_6478.N1	28-NOV-2004 21:44:07	Dark	58.000	2	Alp Car	-0.73600	7000.0	116	14369	No
440	GOM_NL__2PRFIN20041128_214550_000000642032_00287_14369_6479.N1	28-NOV-2004 21:45:50	Dark	63.500	117	Pi Pup	2.7060	3800.0	127	14369	No
441	GOM_NL__2PRFIN20041128_214942_000000722032_00287_14369_6480.N1	28-NOV-2004 21:49:42	Dark	72.000	23	21Eps CMa	1.5020	26000.	144	14369	No
442	GOM_NL__2PRFIN20041128_215154_000000792032_00287_14369_6481.N1	28-NOV-2004 21:51:54	Straylight	78.500	179	24Omi2CMa	3.0320	24000.	157	14369	No
443	GOM_NL__2PRFIN20041128_215622_000001032032_00287_14369_6482.N1	28-NOV-2004 21:56:22	Straylight	103.00	1	9Alp CMa	-1.4400	11000.	206	14369	No
444	GOM_NL__2PRFIN20041128_220009_000000622032_00287_14369_6483.N1	28-NOV-2004 22:00:09	Straylight	62.000	7	19Bet Ori	0.10000	14000.	124	14369	No
445	GOM_NL__2PRFIN20041128_220320_000000702032_00287_14369_6484.N1	28-NOV-2004 22:03:20	Twl_and_stray	70.000	30	46Eps Ori	1.6940	30000.	140	14369	No
446	GOM_NL__2PRFIN20041128_220606_000000632032_00287_14369_6485.N1	28-NOV-2004 22:06:06	Twl_and_stray	62.500	27	24Gam Ori	1.6360	26000.	125	14369	No
447	GOM_NL__2PRFIN20041128_220817_000000542032_00287_14369_6486.N1	28-NOV-2004 22:08:17	Bright	54.000	13	87Alp Tau	0.86700	3800.0	108	14369	No
448	GOM_NL__2PRFIN20041128_220947_000000432032_00287_14369_6487.N1	28-NOV-2004 22:09:47	Bright	42.500	146	25Eta Tau	2.8730	15200.	85	14369	No
449	GOM_NL__2PRFIN20041128_221212_000000392032_00287_14369_6488.N1	28-NOV-2004 22:12:12	Bright	39.000	150	44Zet Per	2.8900	28000.	78	14369	No
450	GOM_NL__2PRFIN20041128_221421_000000382032_00287_14369_6489.N1	28-NOV-2004 22:14:21	Bright	38.000	79	26Bet Per	2.3100	13100.	76	14369	No
451	GOM_NL__2PRFIN20041128_222008_000000372032_00287_14369_6490.N1	28-NOV-2004 22:20:08	Bright	37.000	110	37Del Cas	2.6780	8900.0	74	14369	No
452	GOM_NL__2PRFIN20041128_222756_000000382032_00287_14369_6491.N1	28-NOV-2004 22:27:56	Bright	37.500	49	1Alp UMi	1.9900	6300.0	75	14369	No
453	GOM_NL__2PRFIN20041128_223235_000000362032_00287_14369_6492.N1	28-NOV-2004 22:32:35	Bright	36.000	60	7Bet UMi	2.0810	3950.0	72	14369	No
454	GOM_NL__2PRFIN20041128_223444_000000472032_00287_14369_6493.N1	28-NOV-2004 22:34:44	Bright	47.000	36	50Alp UMa	1.8000	6300.0	94	14369	No
455	GOM_NL__2PRFIN20041128_223620_000000482032_00287_14369_6494.N1	28-NOV-2004 22:36:20	Bright	47.500	82	48Bet UMa	2.3650	10600.	95	14369	No

456	GOM_NL__2PRFIN20041128_223814_000000412032_00287_14369_6495.N1	28-NOV-2004 22:38:14	Bright	40.500	55	79Zet UMa	2.0600	10200.	81	14369	No
457	GOM_NL__2PRFIN20041128_223952_000000392032_00287_14369_6496.N1	28-NOV-2004 22:39:52	Bright	39.000	39	85Eta UMa	1.8540	24000.	78	14369	No
458	GOM_NL__2PRFIN20041128_224244_000000362032_00287_14369_6497.N1	28-NOV-2004 22:42:44	Bright	36.000	180	27Gam Boo	3.0400	8000.0	72	14369	No
459	GOM_NL__2PRFIN20041128_224544_000000362032_00287_14369_6498.N1	28-NOV-2004 22:45:44	Bright	36.000	83		2.3780	11000.	72	14369	No
460	GOM_NL__2PRFIN20041128_224815_000000362032_00287_14369_6499.N1	28-NOV-2004 22:48:15	Bright	35.500	3	16Alp Boo	-0.050000	4250.0	71	14369	No
461	GOM_NL__2PRFIN20041128_225138_000000682032_00287_14369_6500.N1	28-NOV-2004 22:51:38	Bright	67.500	96	68Del Leo	2.5600	9300.0	135	14369	No
462	GOM_NL__2PRFIN20041128_225633_000002152032_00287_14369_6501.N1	28-NOV-2004 22:56:33	Straylight	215.00	51	41Gam1Leo	2.0100	4500.0	430	14369	No
463	GOM_NL__2PRFIN20041128_230134_000000482032_00287_14369_6502.N1	28-NOV-2004 23:01:34	Twilight_and_stray	48.000	100	4Gam Crv	2.5800	13100.	96	14369	No
464	GOM_NL__2PRFIN20041128_230427_000000432032_00287_14369_6503.N1	28-NOV-2004 23:04:27	Dark	43.000	123	lot Cen	2.7500	10200.	86	14369	No
465	GOM_NL__2PRFIN20041128_230834_000000412032_00287_14369_6504.N1	28-NOV-2004 23:08:34	Dark	40.500	77	Eps Cen	2.3030	28000.	81	14369	No
466	GOM_NL__2PRFIN20041128_231014_000000412032_00287_14369_6505.N1	28-NOV-2004 23:10:14	Dark	41.000	10	Bet Cen	0.61000	28000.	82	14369	No
467	GOM_NL__2PRFIN20041128_231204_000000462032_00288_14370_6472.N1	28-NOV-2004 23:12:04	Dark	45.500	12	Alp1Cru	0.77500	30000.	91	14370	No
468	GOM_NL__2PRFIN20041128_231919_000000522032_00288_14370_6473.N1	28-NOV-2004 23:19:19	Dark	52.000	41	Eps Car	1.8600	4100.0	104	14370	No
469	GOM_NL__2PRFIN20041128_232113_000000532032_00288_14370_6474.N1	28-NOV-2004 23:21:13	Dark	52.500	34	Gam2Vel	1.7930	23000.	105	14370	No
470	GOM_NL__2PRFIN20041128_232252_000000612032_00288_14370_6475.N1	28-NOV-2004 23:22:52	Dark	61.000	70	Zet Pup	2.2460	39000.	122	14370	No
471	GOM_NL__2PRFIN20041128_232443_000000512032_00288_14370_6476.N1	28-NOV-2004 23:24:43	Dark	51.000	2	Alp Car	-0.73600	7000.0	102	14370	No
472	GOM_NL__2PRFIN20041128_232625_000000652032_00288_14370_6477.N1	28-NOV-2004 23:26:25	Dark	64.500	117	Pi Pup	2.7060	3800.0	129	14370	No
473	GOM_NL__2PRFIN20041128_233019_000000742032_00288_14370_6478.N1	28-NOV-2004 23:30:19	Dark	74.000	23	21Eps CMa	1.5020	26000.	148	14370	No
474	GOM_NL__2PRFIN20041128_233231_000000762032_00288_14370_6479.N1	28-NOV-2004 23:32:31	Straylight	76.000	179	24Omi2CMa	3.0320	24000.	152	14370	No
475	GOM_NL__2PRFIN20041128_233658_000001062032_00288_14370_6480.N1	28-NOV-2004 23:36:58	Straylight	105.50	1	9Alp CMa	-1.4400	11000.	211	14370	No
476	GOM_NL__2PRFIN20041128_234044_000000702032_00288_14370_6481.N1	28-NOV-2004 23:40:44	Straylight	69.500	7	19Bet Ori	0.10000	14000.	139	14370	No
477	GOM_NL__2PRFIN20041128_234355_000000712032_00288_14370_6482.N1	28-NOV-2004 23:43:55	Twilight_and_stray	71.000	30	46Eps Ori	1.6940	30000.	142	14370	No
478	GOM_NL__2PRFIN20041128_234641_000000702032_00288_14370_6483.N1	28-NOV-2004 23:46:41	Twilight_and_stray	69.500	27	24Gam Ori	1.6360	26000.	139	14370	No
479	GOM_NL__2PRFIN20041128_234852_000000632032_00288_14370_6484.N1	28-NOV-2004 23:48:52	Bright	63.000	13	87Alp Tau	0.86700	3800.0	126	14370	No
480	GOM_NL__2PRFIN20041128_235023_000000402032_00288_14370_6485.N1	28-NOV-2004 23:50:23	Bright	40.000	146	25Eta Tau	2.8730	15200.	80	14370	No
481	GOM_NL__2PRFIN20041128_235247_000000422032_00288_14370_6486.N1	28-NOV-2004 23:52:47	Bright	42.000	150	44Zet Per	2.8900	28000.	84	14370	No
482	GOM_NL__2PRFIN20041128_235457_000000392032_00288_14370_6487.N1	28-NOV-2004 23:54:57	Bright	38.500	79	26Bet Per	2.3100	13100.	77	14370	No
483	GOM_NL__2PRFIN20041128_235714_000000372032_00288_14370_6488.N1	28-NOV-2004 23:57:14	Bright	37.000	175	39Del Per	3.0100	19400.	74	14370	No
484	GOM_NL__2PRFIN20041128_235831_000000382032_00288_14370_6489.N1	28-NOV-2004 23:58:31	Bright	37.500	160	23Gam Per	2.9300	4700.0	75	14370	No

3. Quality information per product

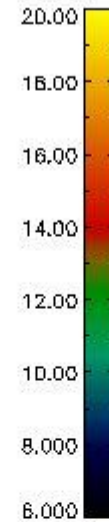
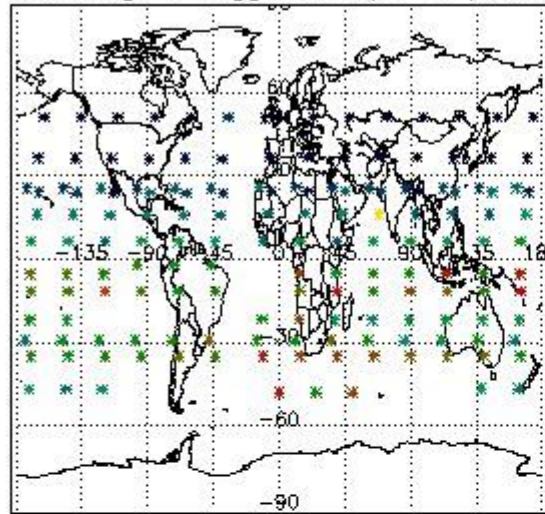
In this section it is plotted some information contained in the Quality Summary data set of the level 2 products. Only products in dark limb conditions and without errors (error flag in the MPH set to "0") are used.

3.1 Plot quality information per product (time dependant)

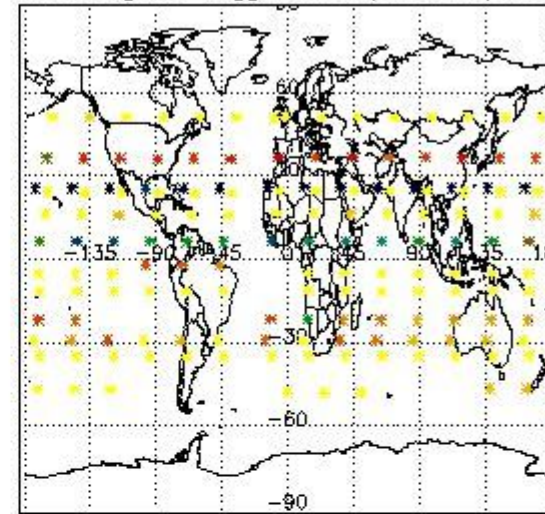


3.2 Plot quality information per product (world map)

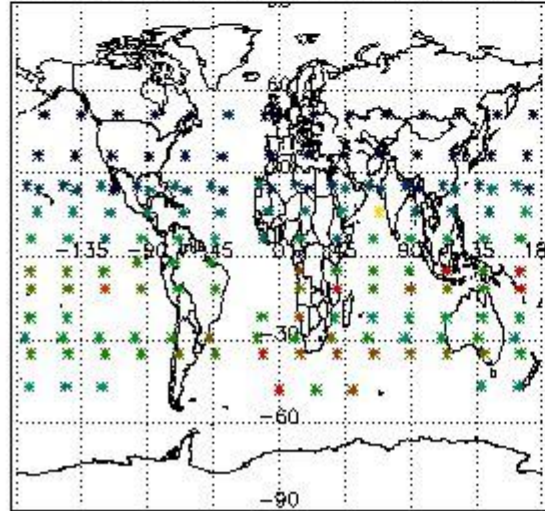
Percentage of flagged data per O3 profile



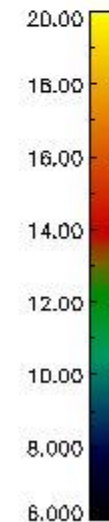
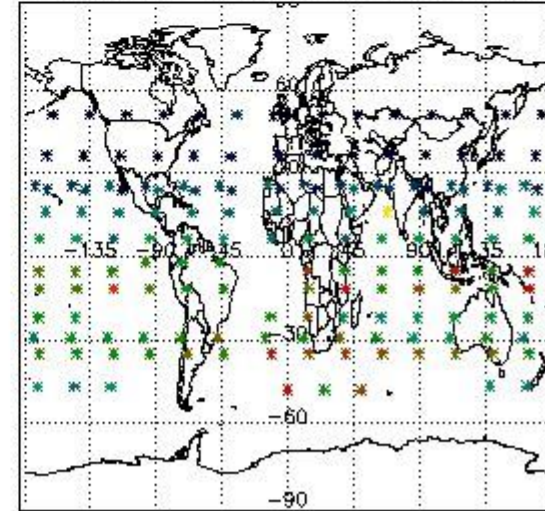
Percentage of flagged data per H2O profile



Percentage of flagged data per NO2 profile



Percentage of flagged data per NO3 profile

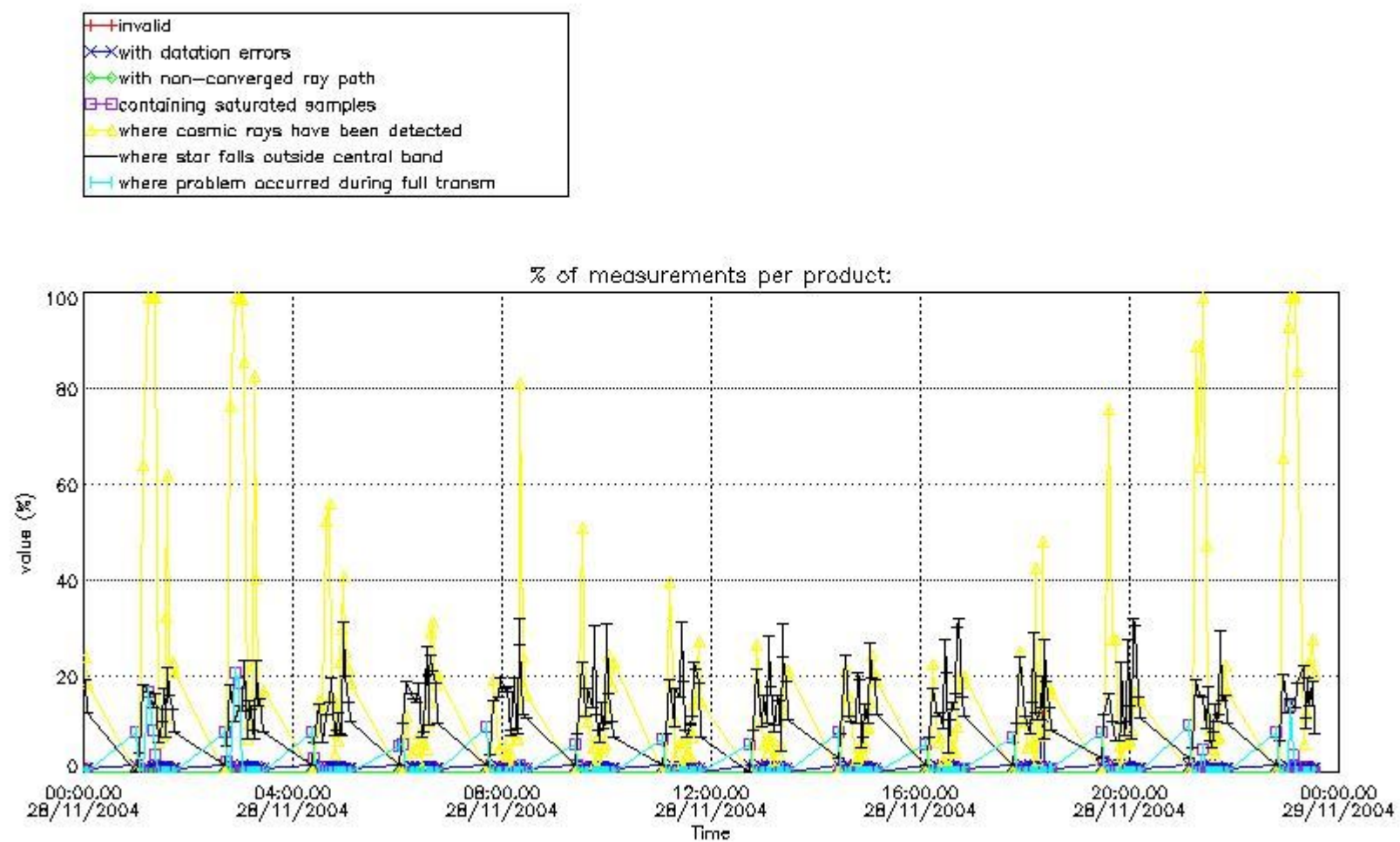


4. Level 1 quality information per product

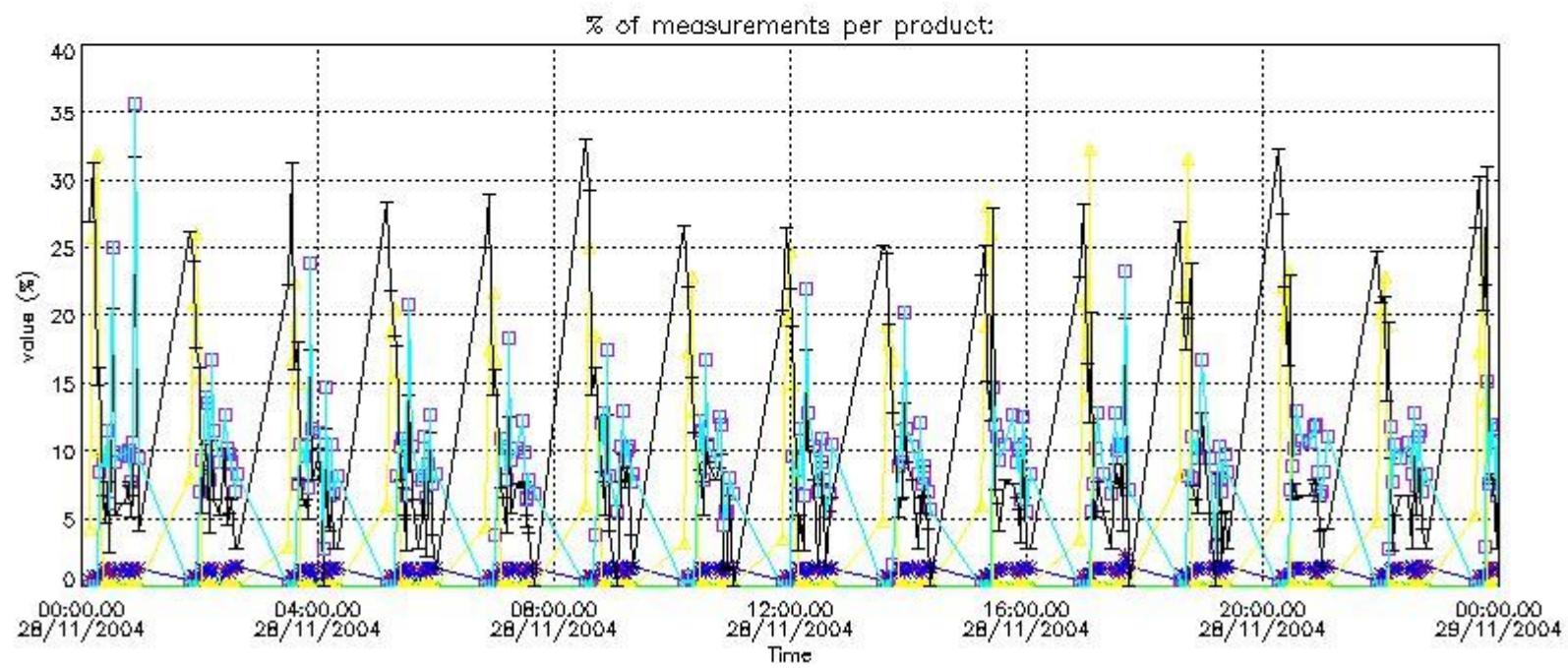
In this section it is plotted some information contained in the Quality Summary data set of the level 2 products that comes from the level 1b processing. Products without errors (error flag in the MPH set to "0") are used.

4.1 Plot quality information per product (time dependant) coming from level 1b processing

4.1.1 Plot level 1 quality information per product (time dependant): ENVISAT ASCENDING passes



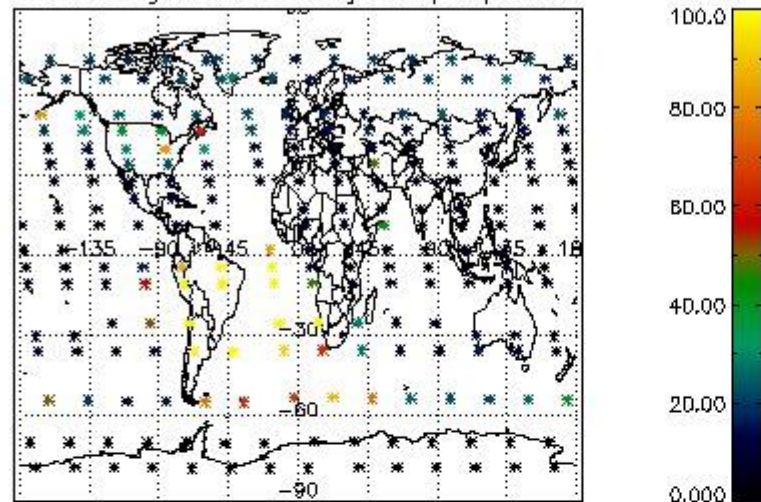
4.1.2 Plot level 1 quality information per product (time dependant): ENVI SAT DESCENDING passes



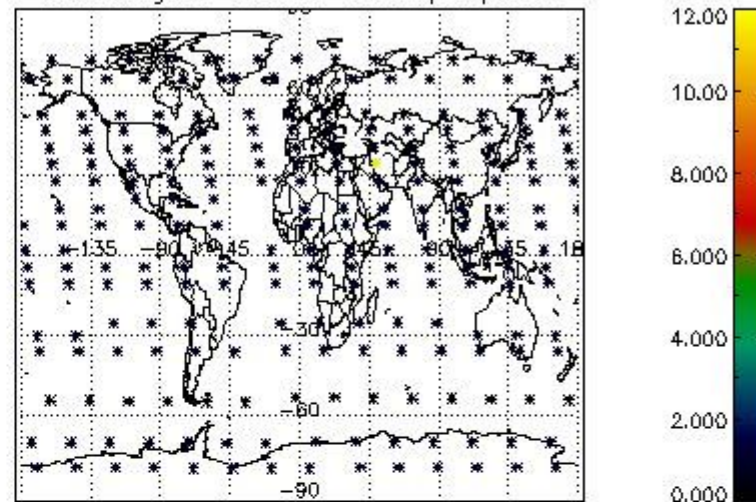
4.2 Plot quality information per product coming from level 1b processing (world map)

4.2.1 Plot level 1 quality information per product (world map): ENVISAT ASCENDING passes

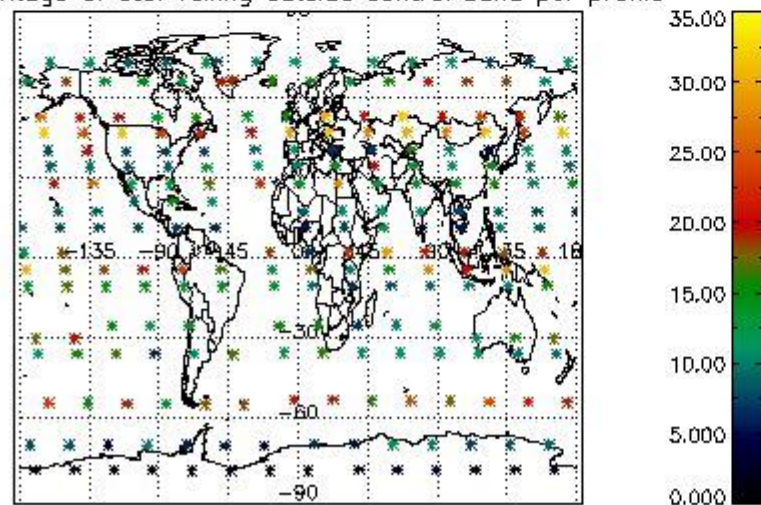
Percentage of cosmic ray hits per profile



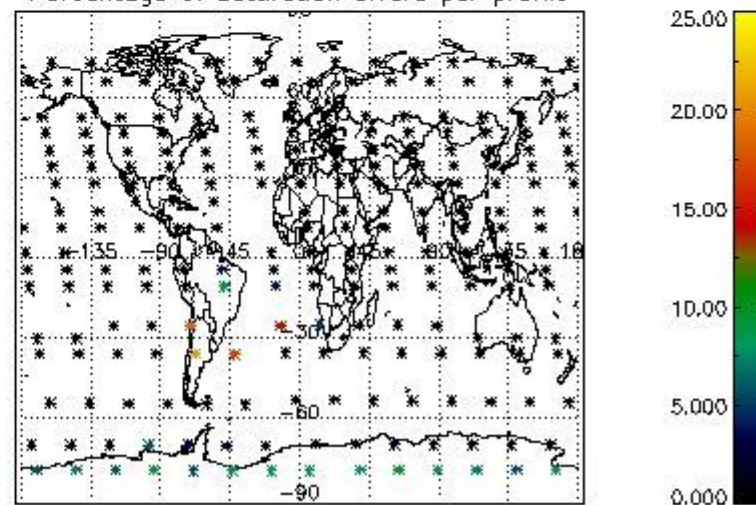
Percentage of datation errors per profile



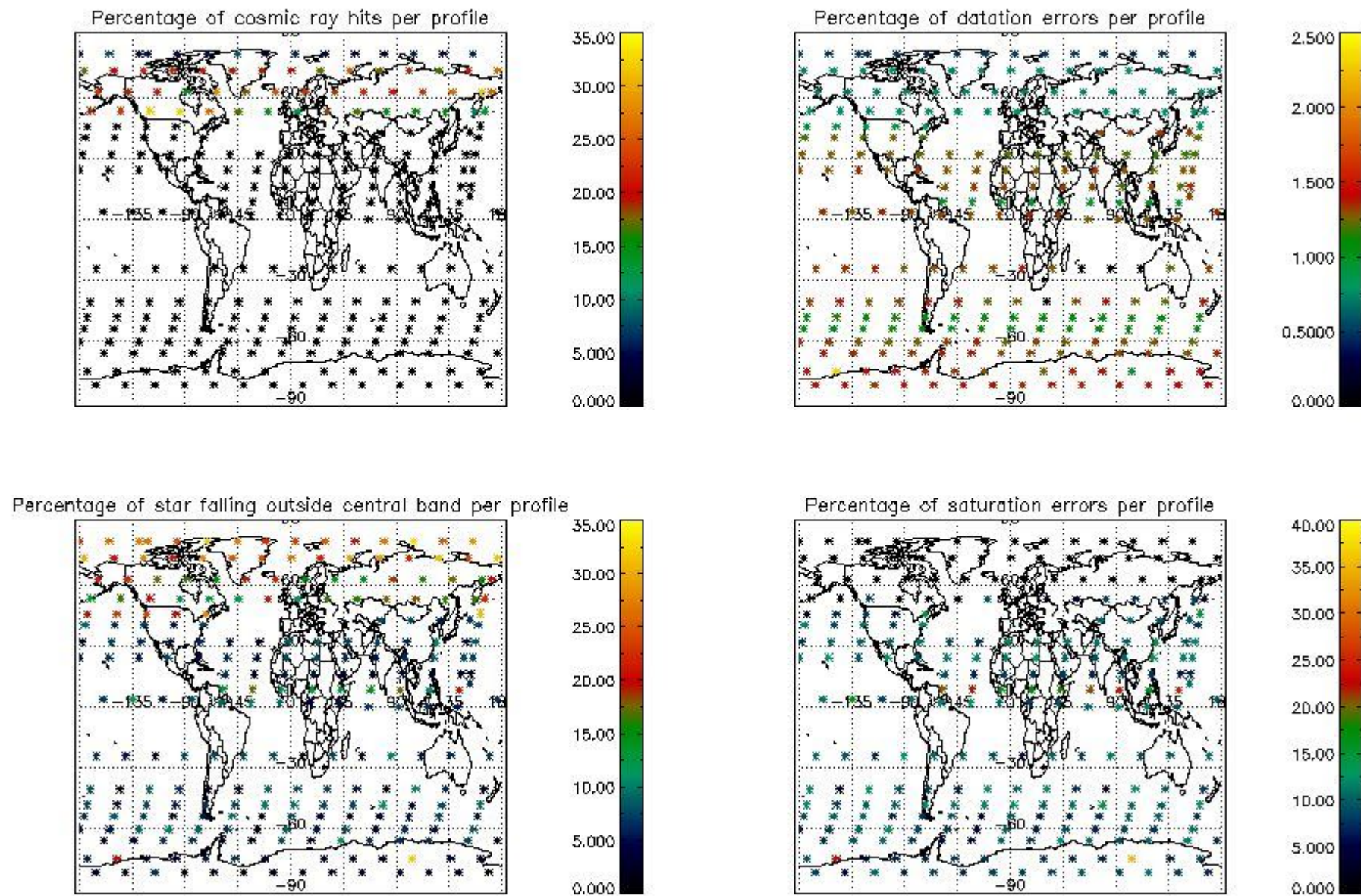
Percentage of star falling outside central band per profile



Percentage of saturation errors per profile



4.2.2 Plot level 1 quality information per product (world map): ENVISAT DESCENDING passes



5. Trace gas profiles

5.1 Ozone statistics based on quality of products

The final quality of the products can be "measured" using the STD (Standard Deviation) attached to every point profile. This information is written to the parameter GOM_NL__2P/NL_LOCAL_SPECIES_DENSITY/o3_std of the level 2 products. The table below shows the statistics for given STD ranges.

The statistics are given with respect to the overall valid production:

- Products without fatal errors: GOM_NL__2P/MPH/PRODUCT_ERR=0
- Valid point profile: GOM_NL__2P/NL_LOCAL_SPECIES_DENSITY/pcd(0)=0

The 'Criteria' is applied to valid points of dark limb products:

- Products in dark limb illumination condition: GOM_NL__2P/NL_SUMMARY_QUALITY/obs_ill_cond=0
- Products without fatal errors: GOM_NL__2P/MPH/PRODUCT_ERR=0
- Valid point profile: GOM_NL__2P/NL_LOCAL_SPECIES_DENSITY/pcd(0)=0

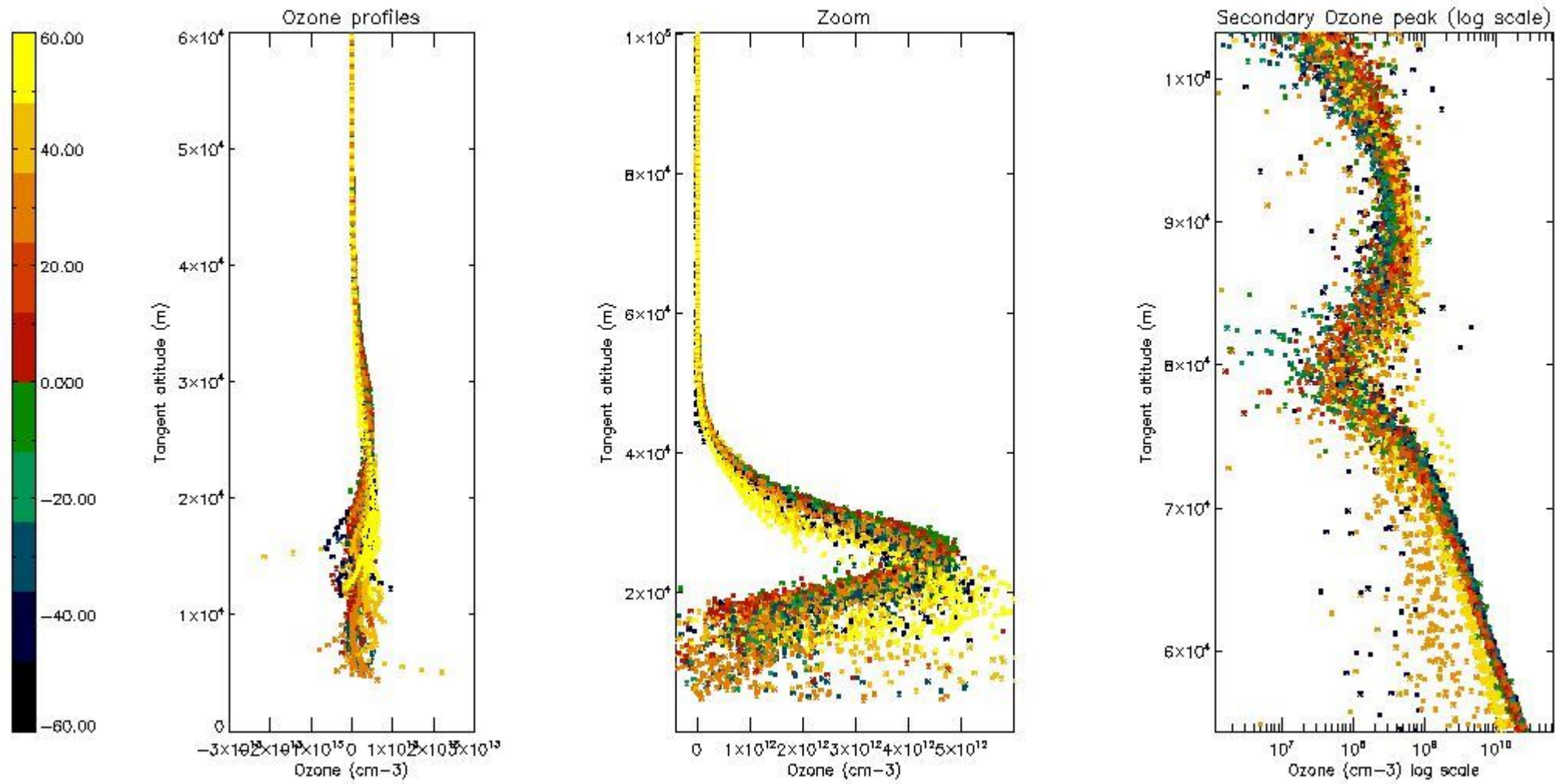
So, the table below shows the percentage of dark limb and valid observations for each criteria with respect to the overall valid daily observations.

Criteria	% of total production
All STD	30
STD < 20	19

STD < 10	16
STD < 5	12

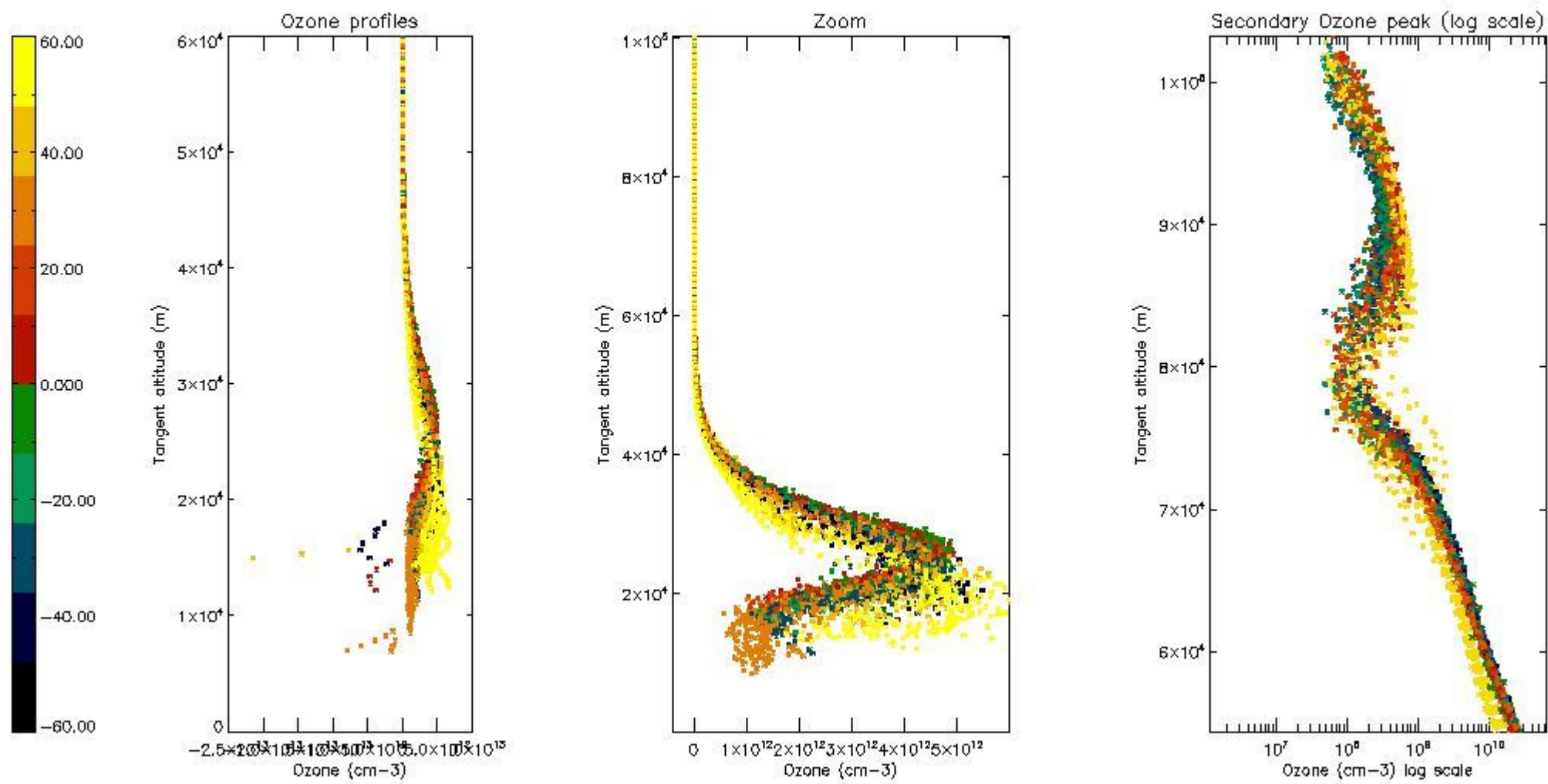
5.2 Plot ozone profiles for all STD (dark without errors)

The colorbar represents the latitude.



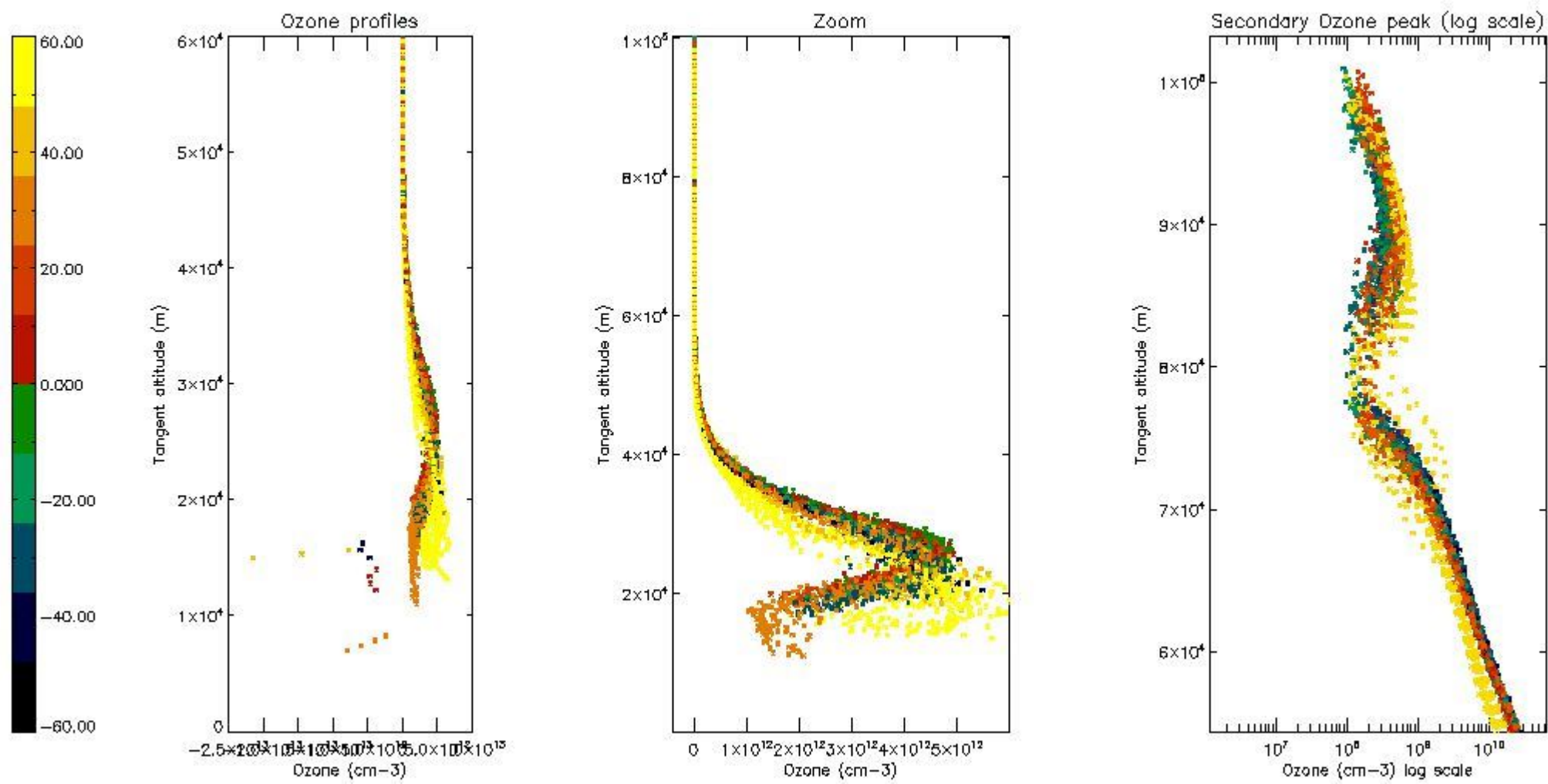
5.3 Plot ozone profiles where STD < 20% (dark without errors)

The colorbar represents the latitude.



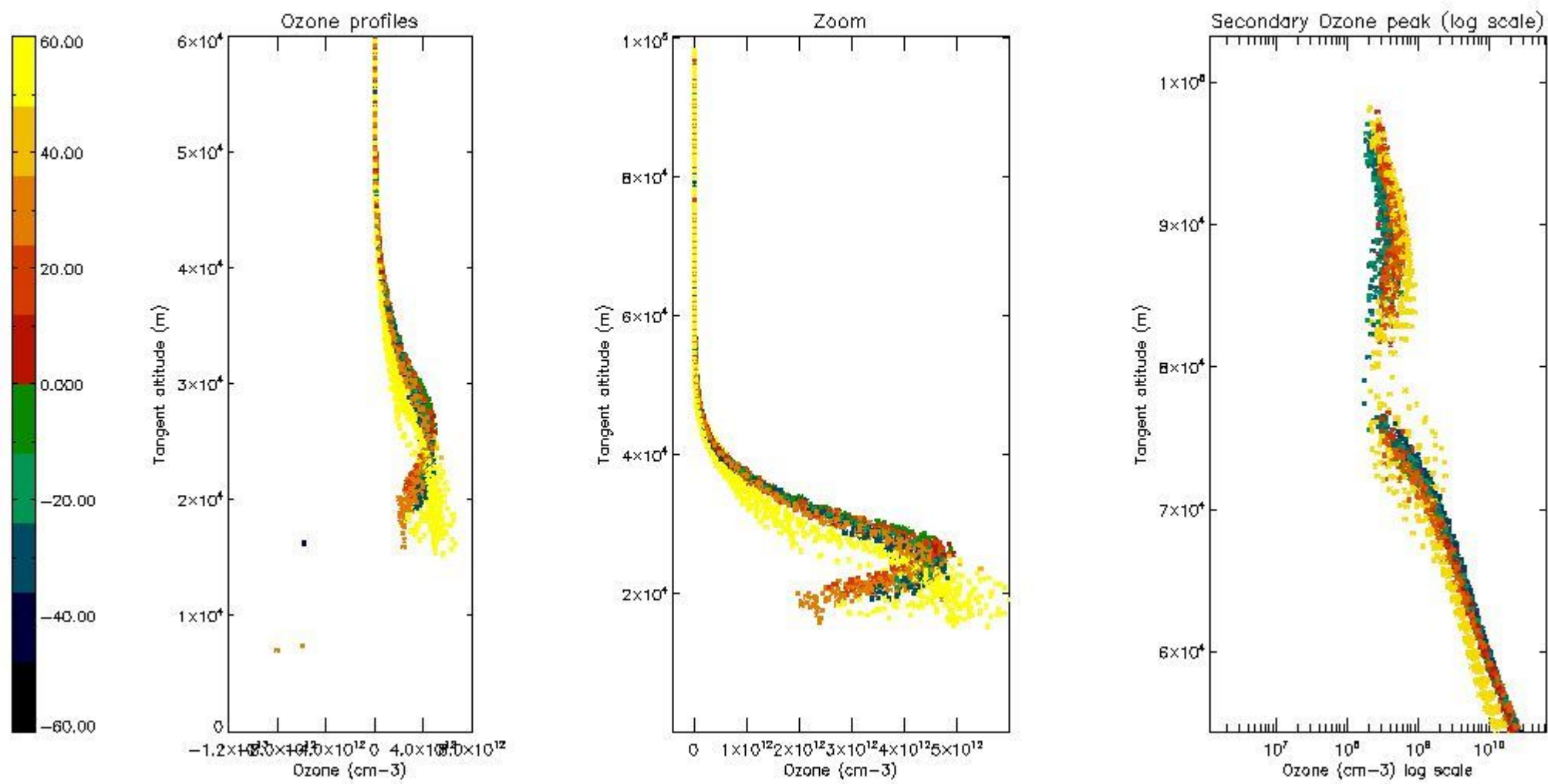
5.4 Plot ozone profiles where STD < 10% (dark without errors)

The colorbar represents the latitude.



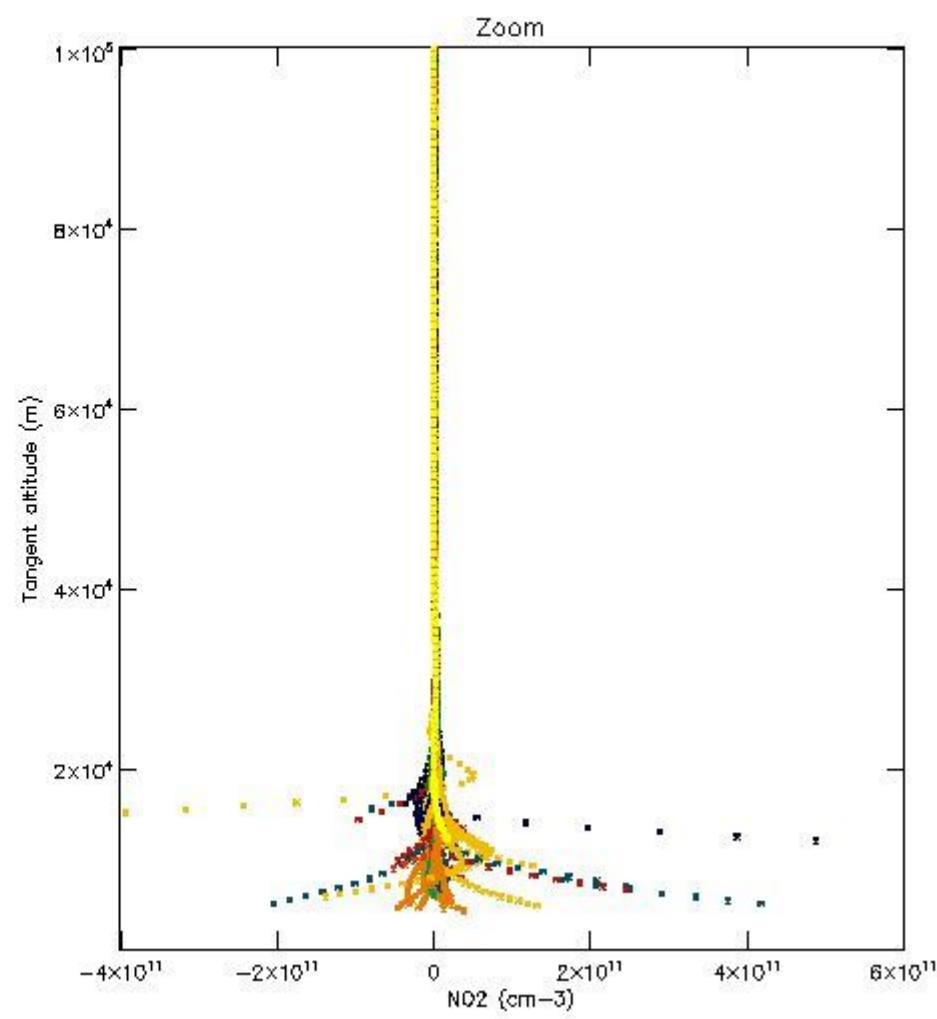
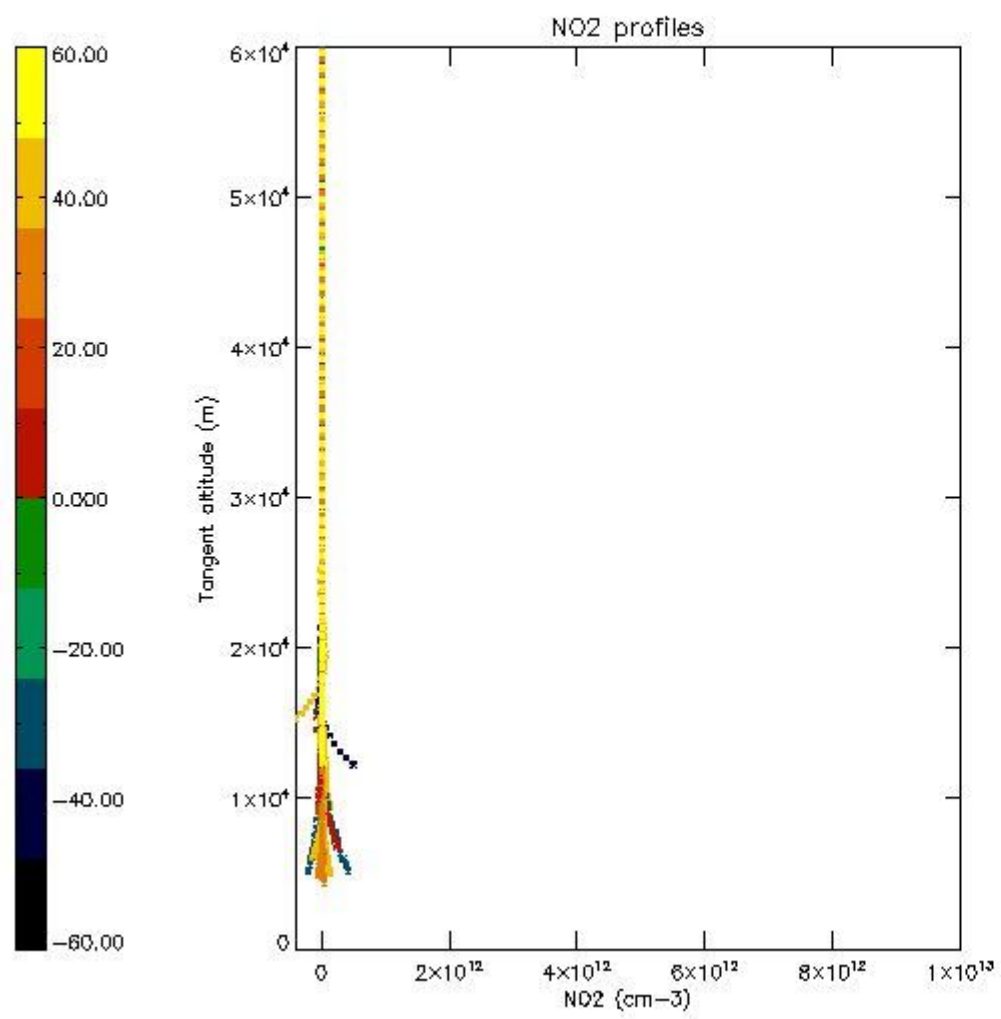
5.5 Plot ozone profiles where STD < 5% (dark without errors)

The colorbar represents the latitude.



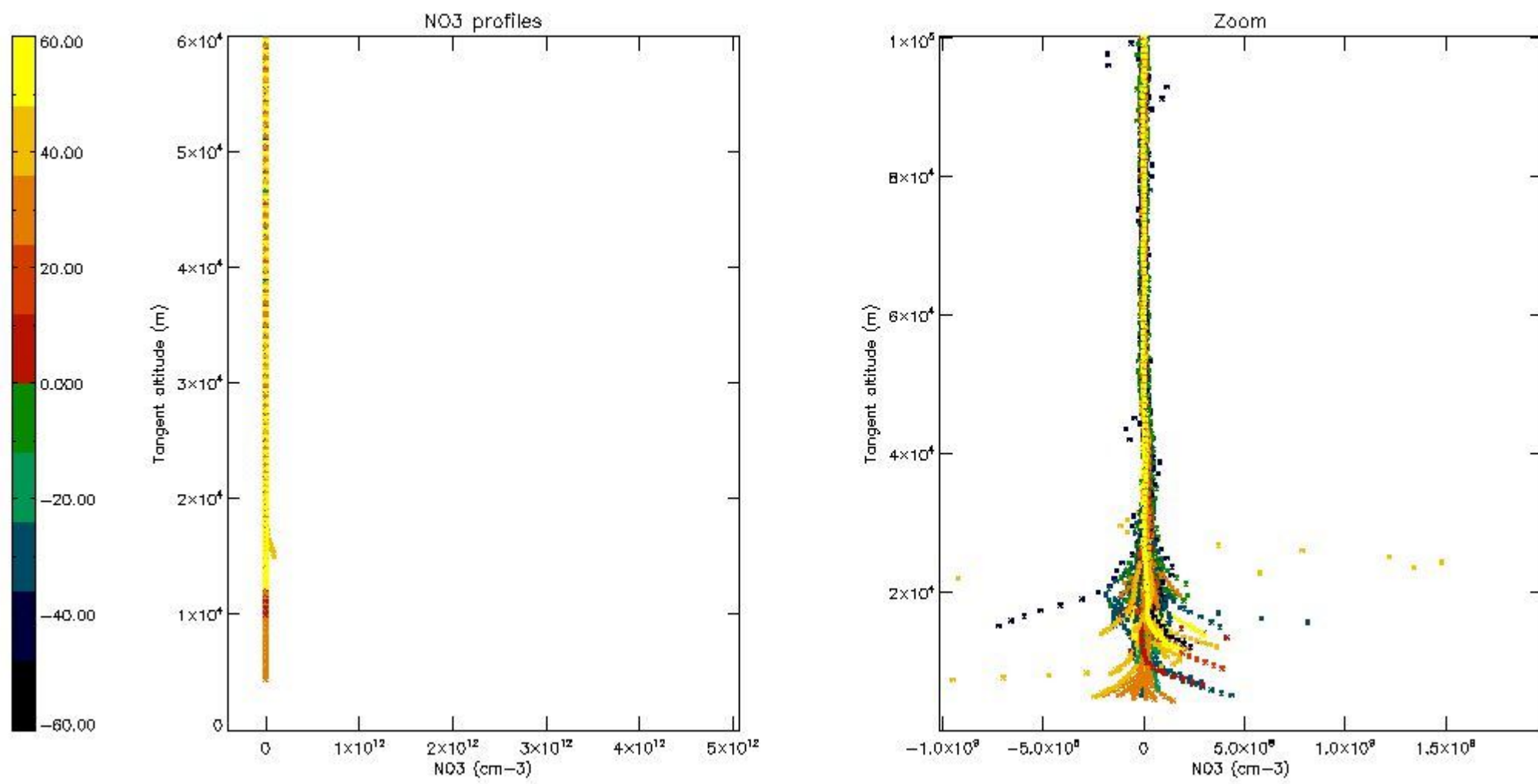
5.6 Plot NO₂ profiles for all STD (dark without errors)

The colorbar represents the latitude.



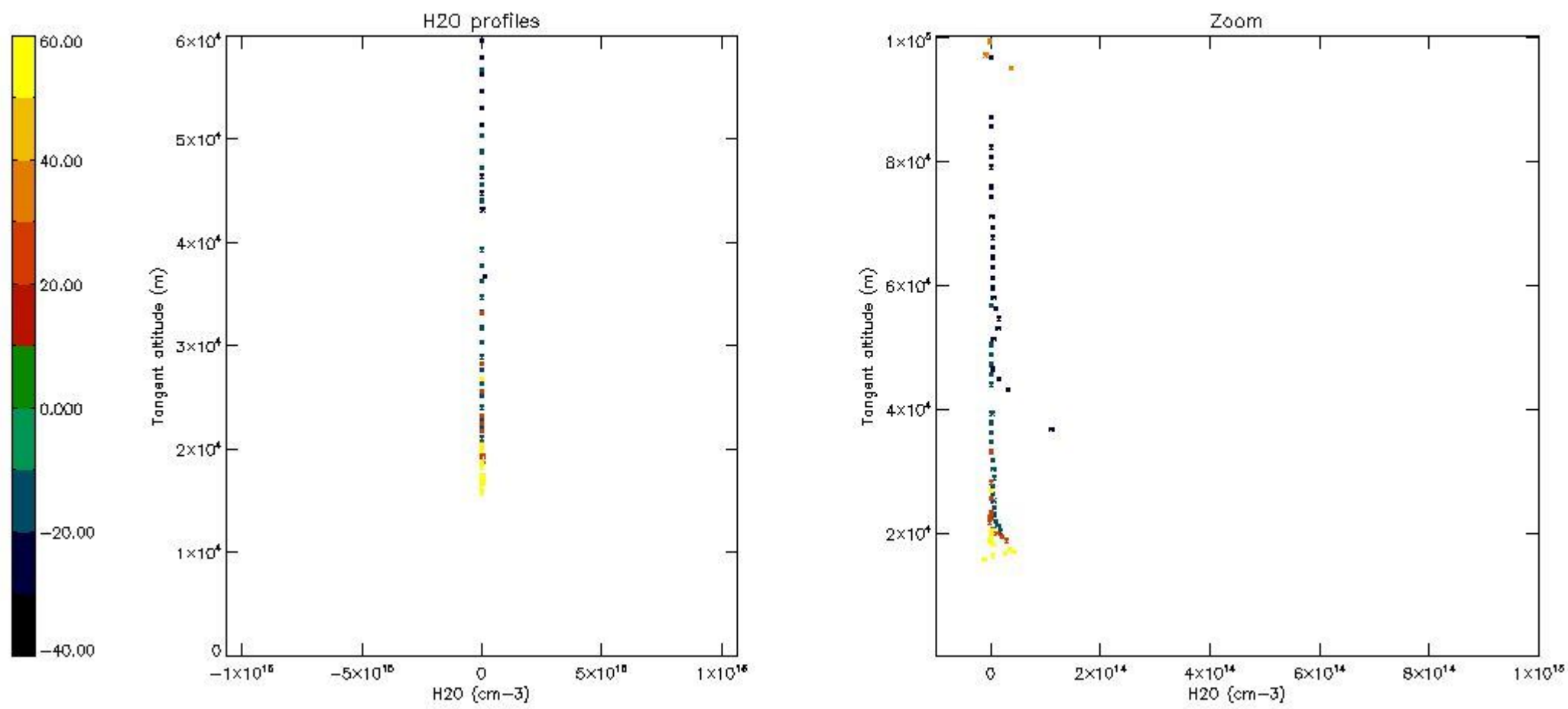
5.7 Plot NO3 profiles for all STD (dark without errors)

The colorbar represents the latitude.



5.8 Plot H2O profiles for all STD (only for occultations of stars 1,2,3,4,13,14,16,26,63 dark without errors)

The colorbar represents the latitude.



6. Auxiliary Data Files used for the production reported in section 2

The number reported in the third column indicates since which file (see list in section 2) the corresponding auxiliary file has been used. The fourth column is the date of those product files.

Type	Auxiliary Filename	Used since product	Used since product date
INST_PHYS_CHARACTERISTICS	GOM_INS_AXVIEC20091111_143220_20030716_120000_20500101_000000	1	28-NOV-2004 00:01:46
LEVEL-2_PROC_CONFIG	GOM_PR2_AXVIEC20091111_152718_20020301_000000_20500101_000000	1	28-NOV-2004 00:01:46
CROSS_SECTIONS_FILE	GOM_CRS_AXVIEC20091111_154832_20020301_000000_20500101_000000	1	28-NOV-2004 00:01:46

GOMOS Level 2 Daily Report

SUMMARY

[1. General Info](#)

[2. Summary of processed GOM_NL_2P products](#)

[3. Level 2 Quality information per product](#)

[3.1 Plot of level 2 quality information per product \(time dependant\)](#)

[3.2 Plot of level 2 quality information per product \(world map\)](#)

[4. Level 1 Quality information per product \(stored on level 2 products\)](#)

[4.1 Plot of level 1 quality information per product \(time dependant\)](#)

[4.1.1 Plot of level 1 quality information per product \(time dependant\): ASCENDING](#)

[4.1.2 Plot of level 1 quality information per product \(time dependant\): DESCENDING](#)

[4.2 Plot of level 1 quality information per product \(world map\)](#)

[4.2.1 Plot of level 1 quality information per product \(world map\): ASCENDING](#)

[4.2.2 Plot of level 1 quality information per product \(world map\): DESCENDING](#)

[5. Ozone profiles based on quality statistics and other trace gas profiles](#)

[5.1 Ozone statistics based on quality of products](#)

[5.2 Plot ozone profiles for all STD \(dark without errors\)](#)

[5.3 Plot ozone profiles where STD < 20% \(dark without errors\)](#)

[5.4. Plot ozone profiles where STD < 10% \(dark without errors\)](#)

[5.5. Plot ozone profiles where STD < 5% \(dark without errors\)](#)

[5.6 Plot NO2 profiles for all STD \(dark without errors\)](#)

[5.7 Plot NO3 profiles for all STD \(dark without errors\)](#)

[5.8 Plot H2O profiles \(only for occultations of stars 1,2,3,4,13,14,16,26,63 dark without errors\) for all STD](#)

[6. Auxiliary Data Files used for the production reported in section 2](#)

This report presents the daily analysis on parameters extracted from GOMOS level 2 data (GOM_NL__2P). It is intended to monitor some important parameters that will impact the quality of these products. A list of level 2 products (and content) that have arrived during the reporting day to the PCF is also given.

Item	Value
Time of report generation	22APR2013 08:54:32
Data source version	GOMOS/6.01
Start time of products	28-11-2004 (28NOV2004 00:00:00)
Stop time of products	29-11-2004 (29NOV2004 00:00:00)
Store outputs in DB	Yes
Nb of level 2 prods	484
Nb of prods with errors	0

2. Summary of processed GOM_NL__2P products.

Nr	Filename	UTC Start time	Limb	Duration	Star Id	Star Name	Star Mag	Star Temp	Nb Meas	Orbit	Prod. error
1	GOM_NL__2PRFIN20041128_000146_000000752032_00274_14356_6570.N1	28-NOV-2004 00:01:46	Dark	75.000	23	21Eps CMa	1.5020	26000.	150	14356	No
2	GOM_NL__2PRFIN20041128_000358_000000812032_00274_14356_6571.N1	28-NOV-2004 00:03:58	Straylight	81.000	179	24Omi2CMa	3.0320	24000.	162	14356	No
3	GOM_NL__2PRFIN20041128_000834_000001082032_00274_14356_6572.N1	28-NOV-2004 00:08:34	Straylight	108.00	1	9Alp CMa	-1.4400	11000.	216	14356	No
4	GOM_NL__2PRFIN20041128_001223_000000722032_00274_14356_6573.N1	28-NOV-2004 00:12:23	Straylight	72.000	7	19Bet Ori	0.10000	14000.	144	14356	No
5	GOM_NL__2PRFIN20041128_001539_000000682032_00274_14356_6574.N1	28-NOV-2004 00:15:39	Twilight_stray	67.500	30	46Eps Ori	1.6940	30000.	135	14356	No
6	GOM_NL__2PRFIN20041128_001828_000000652032_00274_14356_6575.N1	28-NOV-2004 00:18:28	Twilight_stray	65.000	27	24Gam Ori	1.6360	26000.	130	14356	No
7	GOM_NL__2PRFIN20041128_002120_000000382032_00274_14356_6576.N1	28-NOV-2004 00:21:20	Bright	37.500	105	6Bet Ari	2.6450	8900.0	75	14356	No
8	GOM_NL__2PRFIN20041128_002425_000000432032_00274_14356_6577.N1	28-NOV-2004 00:24:25	Bright	43.000	150	44Zet Per	2.8900	28000.	86	14356	No
9	GOM_NL__2PRFIN20041128_002635_000000392032_00274_14356_6578.N1	28-NOV-2004 00:26:35	Bright	39.000	79	26Bet Per	2.3100	13100.	78	14356	No
10	GOM_NL__2PRFIN20041128_002851_000000412032_00274_14356_6579.N1	28-NOV-2004 00:28:51	Bright	40.500	175	39Del Per	3.0100	19400.	81	14356	No
11	GOM_NL__2PRFIN20041128_003103_000000562032_00274_14356_6580.N1	28-NOV-2004 00:31:03	Bright	56.000	6	13Alp Aur	0.080000	3400.0	112	14356	No
12	GOM_NL__2PRFIN20041128_003319_000000382032_00274_14356_6581.N1	28-NOV-2004 00:33:19	Bright	38.000	74	11Bet Cas	2.2680	6600.0	76	14356	No
13	GOM_NL__2PRFIN20041128_004006_000000412032_00274_14356_6582.N1	28-NOV-2004 00:40:06	Bright	40.500	49	1Alp UMi	1.9900	6300.0	81	14356	No
14	GOM_NL__2PRFIN20041128_004444_000000412032_00274_14356_6583.N1	28-NOV-2004 00:44:44	Bright	41.000	60	7Bet UMi	2.0810	3950.0	82	14356	No
15	GOM_NL__2PRFIN20041128_004702_000000452032_00274_14356_6584.N1	28-NOV-2004 00:47:02	Bright	45.000	36	50Alp UMa	1.8000	6300.0	90	14356	No
16	GOM_NL__2PRFIN20041128_004839_000000472032_00274_14356_6585.N1	28-NOV-2004 00:48:39	Bright	47.000	82	48Bet UMa	2.3650	10600.	94	14356	No
17	GOM_NL__2PRFIN20041128_005027_000000392032_00274_14356_6586.N1	28-NOV-2004 00:50:27	Bright	39.000	55	79Zet UMa	2.0600	10200.	78	14356	No
18	GOM_NL__2PRFIN20041128_005205_000000382032_00274_14356_6587.N1	28-NOV-2004 00:52:05	Bright	37.500	39	85Eta UMa	1.8540	24000.	75	14356	No
19	GOM_NL__2PRFIN20041128_005454_000000522032_00274_14356_6588.N1	28-NOV-2004 00:54:54	Bright	52.000	180	27Gam Boo	3.0400	8000.0	104	14356	No
20	GOM_NL__2PRFIN20041128_005754_000000372032_00274_14356_6589.N1	28-NOV-2004 00:57:54	Bright	37.000	83		2.3780	11000.	74	14356	No
21	GOM_NL__2PRFIN20041128_010026_000000362032_00274_14356_6590.N1	28-NOV-2004 01:00:26	Bright	35.500	3	16Alp Boo	-0.050000	4250.0	71	14356	No
22	GOM_NL__2PRFIN20041128_010341_000000652032_00274_14356_6591.N1	28-NOV-2004 01:03:41	Bright	64.500	96	68Del Leo	2.5600	9300.0	129	14356	No
23	GOM_NL__2PRFIN20041128_010812_000001802032_00274_14356_6592.N1	28-NOV-2004 01:08:12	Straylight	180.00	51	41Gam1Leo	2.0100	4500.0	360	14356	No
24	GOM_NL__2PRFIN20041128_011335_000000542032_00274_14356_6593.N1	28-NOV-2004 01:13:35	Twilight_stray	53.500	100	4Gam Crv	2.5800	13100.	107	14356	No
25	GOM_NL__2PRFIN20041128_012044_000000412032_00274_14356_6594.N1	28-NOV-2004 01:20:44	Dark	40.500	77	Eps Cen	2.3030	28000.	81	14356	No
26	GOM_NL__2PRFIN20041128_012226_000000432032_00274_14356_6595.N1	28-NOV-2004 01:22:26	Dark	42.500	10	Bet Cen	0.61000	28000.	85	14356	No
27	GOM_NL__2PRFIN20041128_012650_000000412032_00275_14357_6564.N1	28-NOV-2004 01:26:50	Dark	41.000	124	The Car	2.7640	30000.	82	14357	No
28	GOM_NL__2PRFIN20041128_012939_000000422032_00275_14357_6565.N1	28-NOV-2004 01:29:39	Dark	42.000	29	Bet Car	1.6720	10200.	84	14357	No
29	GOM_NL__2PRFIN20041128_013124_000000492032_00275_14357_6566.N1	28-NOV-2004 01:31:24	Dark	49.000	41	Eps Car	1.8600	4100.0	98	14357	No
30	GOM_NL__2PRFIN20041128_013314_000000532032_00275_14357_6567.N1	28-NOV-2004 01:33:14	Dark	53.000	34	Gam2Vel	1.7930	23000.	106	14357	No
31	GOM_NL__2PRFIN20041128_013451_000000612032_00275_14357_6568.N1	28-NOV-2004 01:34:51	Dark	60.500	70	Zet Pup	2.2460	39000.	121	14357	No
32	GOM_NL__2PRFIN20041128_013647_000000552032_00275_14357_6569.N1	28-NOV-2004 01:36:47	Dark	55.000	2	Alp Car	-0.73600	7000.0	110	14357	No
33	GOM_NL__2PRFIN20041128_013829_000000632032_00275_14357_6570.N1	28-NOV-2004 01:38:29	Dark	62.500	117	Pi Pup	2.7060	3800.0	125	14357	No
34	GOM_NL__2PRFIN20041128_014223_000000702032_00275_14357_6571.N1	28-NOV-2004 01:42:23	Dark	69.500	23	21Eps CMa	1.5020	26000.	139	14357	No
35	GOM_NL__2PRFIN20041128_014435_000000772032_00275_14357_6572.N1	28-NOV-2004 01:44:35	Straylight	77.000	179	24Omi2CMa	3.0320	24000.	154	14357	No
36	GOM_NL__2PRFIN20041128_014910_000001072032_00275_14357_6573.N1	28-NOV-2004 01:49:10	Straylight	107.00	1	9Alp CMa	-1.4400	11000.	214	14357	No
37	GOM_NL__2PRFIN20041128_015300_000000652032_00275_14357_6574.N1	28-NOV-2004 01:53:00	Straylight	64.500	7	19Bet Ori	0.10000	14000.	129	14357	No
38	GOM_NL__2PRFIN20041128_015614_000000712032_00275_14357_6575.N1	28-NOV-2004 01:56:14	Twilight_stray	71.000	30	46Eps Ori	1.6940	30000.	142	14357	No
39	GOM_NL__2PRFIN20041128_015903_000000652032_00275_14357_6576.N1	28-NOV-2004 01:59:03	Twilight_stray	65.000	27	24Gam Ori	1.6360	26000.	130	14357	No
40	GOM_NL__2PRFIN20041128_020156_000000382032_00275_14357_6577.N1	28-NOV-2004 02:01:56	Bright	37.500	105	6Bet Ari	2.6450	8900.0	75	14357	No
41	GOM_NL__2PRFIN20041128_020503_000000432032_00275_14357_6578.N1	28-NOV-2004 02:05:03	Bright	43.000	150	44Zet Per	2.8900	28000.	86	14357	No
42	GOM_NL__2PRFIN20041128_020710_000000412032_00275_14357_6579.N1	28-NOV-2004 02:07:10	Bright	40.500	79	26Bet Per	2.3100	13100.	81	14357	No

43	GOM_NL__2PRFIN20041128_020929_000000392032_00275_14357_6580.N1	28-NOV-2004 02:09:29	Bright	38.500	175	39Del Per	3.0100	19400.	77	14357	No
44	GOM_NL__2PRFIN20041128_021137_000000512032_00275_14357_6581.N1	28-NOV-2004 02:11:37	Bright	51.000	6	13Alp Aur	0.080000	3400.0	102	14357	No
45	GOM_NL__2PRFIN20041128_021355_000000392032_00275_14357_6582.N1	28-NOV-2004 02:13:55	Bright	39.000	74	11Bet Cas	2.2680	6600.0	78	14357	No
46	GOM_NL__2PRFIN20041128_022044_000000382032_00275_14357_6583.N1	28-NOV-2004 02:20:44	Bright	38.000	49	1Alp UMi	1.9900	6300.0	76	14357	No
47	GOM_NL__2PRFIN20041128_022523_000000402032_00275_14357_6584.N1	28-NOV-2004 02:25:23	Bright	39.500	60	7Bet UMi	2.0810	3950.0	79	14357	No
48	GOM_NL__2PRFIN20041128_022737_000000442032_00275_14357_6585.N1	28-NOV-2004 02:27:37	Bright	44.000	36	50Alp UMa	1.8000	6300.0	88	14357	No
49	GOM_NL__2PRFIN20041128_022915_000000462032_00275_14357_6586.N1	28-NOV-2004 02:29:15	Bright	46.000	82	48Bet UMa	2.3650	10600.	92	14357	No
50	GOM_NL__2PRFIN20041128_023103_000000392032_00275_14357_6587.N1	28-NOV-2004 02:31:03	Bright	39.000	55	79Zet UMa	2.0600	10200.	78	14357	No
51	GOM_NL__2PRFIN20041128_023241_000000382032_00275_14357_6588.N1	28-NOV-2004 02:32:41	Bright	38.000	39	85Eta UMa	1.8540	24000.	76	14357	No
52	GOM_NL__2PRFIN20041128_023530_000000362032_00275_14357_6589.N1	28-NOV-2004 02:35:30	Bright	36.000	180	27Gam Boo	3.0400	8000.0	72	14357	No
53	GOM_NL__2PRFIN20041128_023830_000000362032_00275_14357_6590.N1	28-NOV-2004 02:38:30	Bright	36.000	83		2.3780	11000.	72	14357	No
54	GOM_NL__2PRFIN20041128_024101_000000362032_00275_14357_6591.N1	28-NOV-2004 02:41:01	Bright	36.000	3	16Alp Boo	-0.050000	4250.0	72	14357	No
55	GOM_NL__2PRFIN20041128_024418_000000662032_00275_14357_6592.N1	28-NOV-2004 02:44:18	Bright	65.500	96	68Del Leo	2.5600	9300.0	131	14357	No
56	GOM_NL__2PRFIN20041128_024850_000001802032_00275_14357_6593.N1	28-NOV-2004 02:48:50	Straylight	180.00	51	41Gam1Leo	2.0100	4500.0	360	14357	No
57	GOM_NL__2PRFIN20041128_025413_000000482032_00275_14357_6594.N1	28-NOV-2004 02:54:13	Twilight	48.000	100	4Gam Crv	2.5800	13100.	96	14357	No
58	GOM_NL__2PRFIN20041128_025710_000000442032_00275_14357_6595.N1	28-NOV-2004 02:57:10	Twilight	43.500	123	1ot Cen	2.7500	10200.	87	14357	No
59	GOM_NL__2PRFIN20041128_030121_000000392032_00275_14357_6596.N1	28-NOV-2004 03:01:21	Dark	39.000	77	Eps Cen	2.3030	28000.	78	14357	No
60	GOM_NL__2PRFIN20041128_030302_000000452032_00275_14357_6597.N1	28-NOV-2004 03:03:02	Dark	45.000	10	Bet Cen	0.61000	28000.	90	14357	No
61	GOM_NL__2PRFIN20041128_030725_000000432032_00276_14358_6565.N1	28-NOV-2004 03:07:25	Dark	42.500	124	The Car	2.7640	30000.	85	14358	No
62	GOM_NL__2PRFIN20041128_031015_000000442032_00276_14358_6566.N1	28-NOV-2004 03:10:15	Dark	43.500	29	Bet Car	1.6720	10200.	87	14358	No
63	GOM_NL__2PRFIN20041128_031201_000000462032_00276_14358_6567.N1	28-NOV-2004 03:12:01	Dark	46.000	41	Eps Car	1.8600	4100.0	92	14358	No
64	GOM_NL__2PRFIN20041128_031350_000000522032_00276_14358_6568.N1	28-NOV-2004 03:13:50	Dark	51.500	34	Gam2Vel	1.7930	23000.	103	14358	No
65	GOM_NL__2PRFIN20041128_031530_000000572032_00276_14358_6569.N1	28-NOV-2004 03:15:30	Dark	57.000	70	Zet Pup	2.2460	39000.	114	14358	No
66	GOM_NL__2PRFIN20041128_031726_000000542032_00276_14358_6570.N1	28-NOV-2004 03:17:26	Dark	53.500	2	Alp Car	-0.73600	7000.0	107	14358	No
67	GOM_NL__2PRFIN20041128_031906_000000622032_00276_14358_6571.N1	28-NOV-2004 03:19:06	Dark	62.000	117	Pi Pup	2.7060	3800.0	124	14358	No
68	GOM_NL__2PRFIN20041128_032259_000000722032_00276_14358_6572.N1	28-NOV-2004 03:22:59	Dark	71.500	23	21Eps CMa	1.5020	26000.	143	14358	No
69	GOM_NL__2PRFIN20041128_032511_000000772032_00276_14358_6573.N1	28-NOV-2004 03:25:11	Straylight	76.500	179	24Omi2CMa	3.0320	24000.	153	14358	No
70	GOM_NL__2PRFIN20041128_032946_000001012032_00276_14358_6574.N1	28-NOV-2004 03:29:46	Straylight	101.00	1	9Alp CMa	-1.4400	11000.	202	14358	No
71	GOM_NL__2PRFIN20041128_033334_000000722032_00276_14358_6575.N1	28-NOV-2004 03:33:34	Straylight	72.000	7	19Bet Ori	0.10000	14000.	144	14358	No
72	GOM_NL__2PRFIN20041128_033649_000000692032_00276_14358_6576.N1	28-NOV-2004 03:36:49	Twilight	69.000	30	46Eps Ori	1.6940	30000.	138	14358	No
73	GOM_NL__2PRFIN20041128_033939_000000672032_00276_14358_6577.N1	28-NOV-2004 03:39:39	Twilight	66.500	27	24Gam Ori	1.6360	26000.	133	14358	No
74	GOM_NL__2PRFIN20041128_034232_000000382032_00276_14358_6578.N1	28-NOV-2004 03:42:32	Bright	38.000	105	6Bet Ari	2.6450	8900.0	76	14358	No
75	GOM_NL__2PRFIN20041128_034538_000000422032_00276_14358_6579.N1	28-NOV-2004 03:45:38	Bright	41.500	150	44Zet Per	2.8900	28000.	83	14358	No
76	GOM_NL__2PRFIN20041128_034746_000000392032_00276_14358_6580.N1	28-NOV-2004 03:47:46	Bright	39.000	79	26Bet Per	2.3100	13100.	78	14358	No
77	GOM_NL__2PRFIN20041128_035003_000000412032_00276_14358_6581.N1	28-NOV-2004 03:50:03	Bright	41.000	175	39Del Per	3.0100	19400.	82	14358	No
78	GOM_NL__2PRFIN20041128_035213_000000552032_00276_14358_6582.N1	28-NOV-2004 03:52:13	Bright	54.500	6	13Alp Aur	0.080000	3400.0	109	14358	No
79	GOM_NL__2PRFIN20041128_035432_000000392032_00276_14358_6583.N1	28-NOV-2004 03:54:32	Bright	38.500	74	11Bet Cas	2.2680	6600.0	77	14358	No
80	GOM_NL__2PRFIN20041128_040120_000000402032_00276_14358_6584.N1	28-NOV-2004 04:01:20	Bright	39.500	49	1Alp UMi	1.9900	6300.0	79	14358	No
81	GOM_NL__2PRFIN20041128_040558_000000362032_00276_14358_6585.N1	28-NOV-2004 04:05:58	Bright	35.500	60	7Bet UMi	2.0810	3950.0	71	14358	No
82	GOM_NL__2PRFIN20041128_040813_000000482032_00276_14358_6586.N1	28-NOV-2004 04:08:13	Bright	47.500	36	50Alp UMa	1.8000	6300.0	95	14358	No
83	GOM_NL__2PRFIN20041128_040950_000000472032_00276_14358_6587.N1	28-NOV-2004 04:09:50	Bright	46.500	82	48Bet UMa	2.3650	10600.	93	14358	No
84	GOM_NL__2PRFIN20041128_041139_000000382032_00276_14358_6588.N1	28-NOV-2004 04:11:39	Bright	37.500	55	79Zet UMa	2.0600	10200.	75	14358	No
85	GOM_NL__2PRFIN20041128_041317_000000382032_00276_14358_6589.N1	28-NOV-2004 04:13:17	Bright	38.000	39	85Eta UMa	1.8540	24000.	76	14358	No
86	GOM_NL__2PRFIN20041128_041606_000000372032_00276_14358_6590.N1	28-NOV-2004 04:16:06	Bright	36.500	180	27Gam Boo	3.0400	8000.0	73	14358	No
87	GOM_NL__2PRFIN20041128_041906_000000372032_00276_14358_6591.N1	28-NOV-2004 04:19:06	Bright	37.000	83		2.3780	11000.	74	14358	No
88	GOM_NL__2PRFIN20041128_042137_000000362032_00276_14358_6592.N1	28-NOV-2004 04:21:37	Bright	36.000	3	16Alp Boo	-0.050000	4250.0	72	14358	No
89	GOM_NL__2PRFIN20041128_042454_000000672032_00276_14358_6593.N1	28-NOV-2004 04:24:54	Bright	66.500	96	68Del Leo	2.5600	9300.0	133	14358	No
90	GOM_NL__2PRFIN20041128_042929_000001742032_00276_14358_6594.N1	28-NOV-2004 04:29:29	Straylight	173.50	51	41Gam1Leo	2.0100	4500.0	347	14358	No
91	GOM_NL__2PRFIN20041128_043448_000000482032_00276_14358_6595.N1	28-NOV-2004 04:34:48	Twilight	47.500	100	4Gam Crv	2.5800	13100.	95	14358	No
92	GOM_NL__2PRFIN20041128_043748_000000422032_00276_14358_6596.N1	28-NOV-2004 04:37:48	Twilight	42.000	123	1ot Cen	2.7500	10200.	84	14358	No
93	GOM_NL__2PRFIN20041128_044157_000000412032_00276_14358_6597.N1	28-NOV-2004 04:41:57	Dark	41.000	77	Eps Cen	2.3030	28000.	82	14358	No
94	GOM_NL__2PRFIN20041128_044338_000000442032_00276_14358_6598.N1	28-NOV-2004 04:43:38	Dark	43.500	10	Bet Cen	0.61000	28000.	87	14358	No
95	GOM_NL__2PRFIN20041128_044803_000000402032_00277_14359_6565.N1	28-NOV-2004 04:48:03	Dark	40.000	124	The Car	2.7640	30000.	80	14359	No
96	GOM_NL__2PRFIN20041128_045052_000000412032_00277_14359_6566.N1	28-NOV-2004 04:50:52	Dark	40.500	29	Bet Car	1.6720	10200.	81	14359	No
97	GOM_NL__2PRFIN20041128_045238_000000452032_00277_14359_6567.N1	28-NOV-2004 04:52:38	Dark	45.000	41	Eps Car	1.8600	4100.0	90	14359	No
98	GOM_NL__2PRFIN20041128_045428_000000512032_00277_14359_6568.N1	28-NOV-2004 04:54:28	Dark	50.500	34	Gam2Vel	1.7930	23000.	101	14359	No
99	GOM_NL__2PRFIN20041128_045607_000000592032_00277_14359_6569.N1	28-NOV-2004 04:56:07	Dark	58.500	70	Zet Pup	2.2460	39000.	117	14359	No
100	GOM_NL__2PRFIN20041128_045803_000000592032_00277_14359_6570.N1	28-NOV-2004 04:58:03	Dark	59.000	2	Alp Car	-0.73600	7000.0	118	14359	No
101	GOM_NL__2PRFIN20041128_045940_000000702032_00277_14359_6571.N1	28-NOV-2004 04:59:40	Dark	70.000	117	Pi Pup	2.7060	3800.0	140	14359	No

102	GOM_NL__2PRFIN20041128_050335_000000722032_00277_14359_6572.N1	28-NOV-2004 05:03:35	Dark	72.000	23	21Eps CMa	1.5020	26000.	144	14359	No
103	GOM_NL__2PRFIN20041128_050547_000000812032_00277_14359_6573.N1	28-NOV-2004 05:05:47	Straylight	80.500	179	24Omi2CMa	3.0320	24000.	161	14359	No
104	GOM_NL__2PRFIN20041128_051021_000001102032_00277_14359_6574.N1	28-NOV-2004 05:10:21	Straylight	109.50	1	9Alp CMa	-1.4400	11000.	219	14359	No
105	GOM_NL__2PRFIN20041128_051410_000000642032_00277_14359_6575.N1	28-NOV-2004 05:14:10	Straylight	64.000	7	19Bet Ori	0.10000	14000.	128	14359	No
106	GOM_NL__2PRFIN20041128_051724_000000712032_00277_14359_6576.N1	28-NOV-2004 05:17:24	Tw_i_and_stray	70.500	30	46Eps Ori	1.6940	30000.	141	14359	No
107	GOM_NL__2PRFIN20041128_052013_000000682032_00277_14359_6577.N1	28-NOV-2004 05:20:13	Tw_i_and_stray	67.500	27	24Gam Ori	1.6360	26000.	135	14359	No
108	GOM_NL__2PRFIN20041128_052309_000000392032_00277_14359_6578.N1	28-NOV-2004 05:23:09	Bright	38.500	105	6Bet Ari	2.6450	8900.0	77	14359	No
109	GOM_NL__2PRFIN20041128_052615_000000412032_00277_14359_6579.N1	28-NOV-2004 05:26:15	Bright	41.000	150	44Zet Per	2.8900	28000.	82	14359	No
110	GOM_NL__2PRFIN20041128_052823_000000382032_00277_14359_6580.N1	28-NOV-2004 05:28:23	Bright	38.000	79	26Bet Per	2.3100	13100.	76	14359	No
111	GOM_NL__2PRFIN20041128_053041_000000382032_00277_14359_6581.N1	28-NOV-2004 05:30:41	Bright	37.500	175	39Del Per	3.0100	19400.	75	14359	No
112	GOM_NL__2PRFIN20041128_053248_000000532032_00277_14359_6582.N1	28-NOV-2004 05:32:48	Bright	53.000	6	13Alp Aur	0.080000	3400.0	106	14359	No
113	GOM_NL__2PRFIN20041128_053508_000000392032_00277_14359_6583.N1	28-NOV-2004 05:35:08	Bright	39.000	74	11Bet Cas	2.2680	6600.0	78	14359	No
114	GOM_NL__2PRFIN20041128_054156_000000372032_00277_14359_6584.N1	28-NOV-2004 05:41:56	Bright	37.000	49	1Alp UMi	1.9900	6300.0	74	14359	No
115	GOM_NL__2PRFIN20041128_054634_000000392032_00277_14359_6585.N1	28-NOV-2004 05:46:34	Bright	38.500	60	7Bet UMi	2.0810	3950.0	77	14359	No
116	GOM_NL__2PRFIN20041128_054849_000000462032_00277_14359_6586.N1	28-NOV-2004 05:48:49	Bright	45.500	36	50Alp UMa	1.8000	6300.0	91	14359	No
117	GOM_NL__2PRFIN20041128_055025_000000462032_00277_14359_6587.N1	28-NOV-2004 05:50:25	Bright	46.000	82	48Bet UMa	2.3650	10600.	92	14359	No
118	GOM_NL__2PRFIN20041128_055216_000000392032_00277_14359_6588.N1	28-NOV-2004 05:52:16	Bright	39.000	55	79Zet UMa	2.0600	10200.	78	14359	No
119	GOM_NL__2PRFIN20041128_055353_000000402032_00277_14359_6589.N1	28-NOV-2004 05:53:53	Bright	39.500	39	85Eta UMa	1.8540	24000.	79	14359	No
120	GOM_NL__2PRFIN20041128_055640_000000402032_00277_14359_6590.N1	28-NOV-2004 05:56:40	Bright	39.500	180	27Gam Boo	3.0400	8000.0	79	14359	No
121	GOM_NL__2PRFIN20041128_055942_000000372032_00277_14359_6591.N1	28-NOV-2004 05:59:42	Bright	36.500	83		2.3780	11000.	73	14359	No
122	GOM_NL__2PRFIN20041128_060213_000000362032_00277_14359_6592.N1	28-NOV-2004 06:02:13	Bright	35.500	3	16Alp Boo	-0.050000	4250.0	71	14359	No
123	GOM_NL__2PRFIN20041128_060531_000000692032_00277_14359_6593.N1	28-NOV-2004 06:05:31	Bright	69.000	96	68Del Leo	2.5600	9300.0	138	14359	No
124	GOM_NL__2PRFIN20041128_061007_000001852032_00277_14359_6594.N1	28-NOV-2004 06:10:07	Straylight	185.00	51	41Gam1Leo	2.0100	4500.0	370	14359	No
125	GOM_NL__2PRFIN20041128_061527_000000522032_00277_14359_6595.N1	28-NOV-2004 06:15:27	Tw_i_and_stray	51.500	100	4Gam Crv	2.5800	13100.	103	14359	No
126	GOM_NL__2PRFIN20041128_061825_000000432032_00277_14359_6596.N1	28-NOV-2004 06:18:25	Twilight	43.000	123	1ot Cen	2.7500	10200.	86	14359	No
127	GOM_NL__2PRFIN20041128_062233_000000412032_00277_14359_6597.N1	28-NOV-2004 06:22:33	Dark	41.000	77	Eps Cen	2.3030	28000.	82	14359	No
128	GOM_NL__2PRFIN20041128_062414_000000442032_00277_14359_6598.N1	28-NOV-2004 06:24:14	Dark	43.500	10	Bet Cen	0.61000	28000.	87	14359	No
129	GOM_NL__2PRFIN20041128_062840_000000412032_00278_14360_6565.N1	28-NOV-2004 06:28:40	Dark	40.500	124	The Car	2.7640	30000.	81	14360	No
130	GOM_NL__2PRFIN20041128_063021_000000412032_00278_14360_6566.N1	28-NOV-2004 06:30:21	Dark	41.000	159	Ups Car	2.9200	7200.0	82	14360	No
131	GOM_NL__2PRFIN20041128_063315_000000542032_00278_14360_6567.N1	28-NOV-2004 06:33:15	Dark	53.500	41	Eps Car	1.8600	4100.0	107	14360	No
132	GOM_NL__2PRFIN20041128_063505_000000522032_00278_14360_6568.N1	28-NOV-2004 06:35:05	Dark	51.500	34	Gam2Vel	1.7930	23000.	103	14360	No
133	GOM_NL__2PRFIN20041128_063644_000000662032_00278_14360_6569.N1	28-NOV-2004 06:36:44	Dark	66.000	70	Zet Pup	2.2460	39000.	132	14360	No
134	GOM_NL__2PRFIN20041128_063840_000000532032_00278_14360_6570.N1	28-NOV-2004 06:38:40	Dark	53.000	2	Alp Car	-0.73600	7000.0	106	14360	No
135	GOM_NL__2PRFIN20041128_064019_000000692032_00278_14360_6571.N1	28-NOV-2004 06:40:19	Dark	68.500	117	Pi Pup	2.7060	3800.0	137	14360	No
136	GOM_NL__2PRFIN20041128_064412_000000752032_00278_14360_6572.N1	28-NOV-2004 06:44:12	Dark	75.000	23	21Eps CMa	1.5020	26000.	150	14360	No
137	GOM_NL__2PRFIN20041128_064624_000000792032_00278_14360_6573.N1	28-NOV-2004 06:46:24	Straylight	79.000	179	24Omi2CMa	3.0320	24000.	158	14360	No
138	GOM_NL__2PRFIN20041128_065058_000001042032_00278_14360_6574.N1	28-NOV-2004 06:50:58	Straylight	104.00	1	9Alp CMa	-1.4400	11000.	208	14360	No
139	GOM_NL__2PRFIN20041128_065447_000000692032_00278_14360_6575.N1	28-NOV-2004 06:54:47	Straylight	69.000	7	19Bet Ori	0.10000	14000.	138	14360	No
140	GOM_NL__2PRFIN20041128_065800_000000672032_00278_14360_6576.N1	28-NOV-2004 06:58:00	Tw_i_and_stray	67.000	30	46Eps Ori	1.6940	30000.	134	14360	No
141	GOM_NL__2PRFIN20041128_070048_000000662032_00278_14360_6577.N1	28-NOV-2004 07:00:48	Tw_i_and_stray	65.500	27	24Gam Ori	1.6360	26000.	131	14360	No
142	GOM_NL__2PRFIN20041128_070651_000000412032_00278_14360_6578.N1	28-NOV-2004 07:06:51	Bright	41.000	150	44Zet Per	2.8900	28000.	82	14360	No
143	GOM_NL__2PRFIN20041128_070859_000000392032_00278_14360_6579.N1	28-NOV-2004 07:08:59	Bright	38.500	79	26Bet Per	2.3100	13100.	77	14360	No
144	GOM_NL__2PRFIN20041128_071117_000000382032_00278_14360_6580.N1	28-NOV-2004 07:11:17	Bright	38.000	175	39Del Per	3.0100	19400.	76	14360	No
145	GOM_NL__2PRFIN20041128_071323_000000522032_00278_14360_6581.N1	28-NOV-2004 07:13:23	Bright	52.000	6	13Alp Aur	0.080000	3400.0	104	14360	No
146	GOM_NL__2PRFIN20041128_071512_000000382032_00278_14360_6582.N1	28-NOV-2004 07:15:12	Bright	37.500	76	27Gam Cas	2.3000	30000.	75	14360	No
147	GOM_NL__2PRFIN20041128_072232_000000402032_00278_14360_6583.N1	28-NOV-2004 07:22:32	Bright	39.500	49	1Alp UMi	1.9900	6300.0	79	14360	No
148	GOM_NL__2PRFIN20041128_072708_000000412032_00278_14360_6584.N1	28-NOV-2004 07:27:08	Bright	41.000	60	7Bet UMi	2.0810	3950.0	82	14360	No
149	GOM_NL__2PRFIN20041128_072924_000000462032_00278_14360_6585.N1	28-NOV-2004 07:29:24	Bright	45.500	36	50Alp UMa	1.8000	6300.0	91	14360	No
150	GOM_NL__2PRFIN20041128_073101_000000472032_00278_14360_6586.N1	28-NOV-2004 07:31:01	Bright	46.500	82	48Bet UMa	2.3650	10600.	93	14360	No
151	GOM_NL__2PRFIN20041128_073251_000000392032_00278_14360_6587.N1	28-NOV-2004 07:32:51	Bright	38.500	55	79Zet UMa	2.0600	10200.	77	14360	No
152	GOM_NL__2PRFIN20041128_073428_000000382032_00278_14360_6588.N1	28-NOV-2004 07:34:28	Bright	38.000	39	85Eta UMa	1.8540	24000.	76	14360	No
153	GOM_NL__2PRFIN20041128_074018_000000372032_00278_14360_6589.N1	28-NOV-2004 07:40:18	Bright	36.500	83		2.3780	11000.	73	14360	No
154	GOM_NL__2PRFIN20041128_074250_000000372032_00278_14360_6590.N1	28-NOV-2004 07:42:50	Bright	36.500	3	16Alp Boo	-0.050000	4250.0	73	14360	No
155	GOM_NL__2PRFIN20041128_074607_000000662032_00278_14360_6591.N1	28-NOV-2004 07:46:07	Bright	65.500	96	68Del Leo	2.5600	9300.0	131	14360	No
156	GOM_NL__2PRFIN20041128_075046_000001792032_00278_14360_6592.N1	28-NOV-2004 07:50:46	Straylight	178.50	51	41Gam1Leo	2.0100	4500.0	357	14360	No
157	GOM_NL__2PRFIN20041128_075604_000000512032_00278_14360_6593.N1	28-NOV-2004 07:56:04	Tw_i_and_stray	51.000	100	4Gam Crv	2.5800	13100.	102	14360	No
158	GOM_NL__2PRFIN20041128_075739_000000542032_00278_14360_6594.N1	28-NOV-2004 07:57:39	Dark	53.500	171	2Eps Crv	3.0010	4250.0	107	14360	No
159	GOM_NL__2PRFIN20041128_080309_000000422032_00278_14360_6595.N1	28-NOV-2004 08:03:09	Dark	42.000	77	Eps Cen	2.3030	28000.	84	14360	No
160	GOM_NL__2PRFIN20041128_080450_000000432032_00278_14360_6596.N1	28-NOV-2004 08:04:50	Dark	43.000	10	Bet Cen	0.61000	28000.	86	14360	No

161	GOM_NL__2PRFIN20041128_080639_000000452032_00279_14361_6565.N1	28-NOV-2004 08:06:39	Dark	44.500	12	Alp1Cru	0.77500	30000.	89	14361	No
162	GOM_NL__2PRFIN20041128_080917_000000402032_00279_14361_6566.N1	28-NOV-2004 08:09:17	Dark	40.000	124	The Car	2.7640	30000.	80	14361	No
163	GOM_NL__2PRFIN20041128_081057_000000402032_00279_14361_6567.N1	28-NOV-2004 08:10:57	Dark	40.000	159	Ups Car	2.9200	7200.0	80	14361	No
164	GOM_NL__2PRFIN20041128_081352_000000492032_00279_14361_6568.N1	28-NOV-2004 08:13:52	Dark	48.500	41	Eps Car	1.8600	4100.0	97	14361	No
165	GOM_NL__2PRFIN20041128_081542_000000512032_00279_14361_6569.N1	28-NOV-2004 08:15:42	Dark	50.500	34	Gam2Vel	1.7930	23000.	101	14361	No
166	GOM_NL__2PRFIN20041128_081721_000000572032_00279_14361_6570.N1	28-NOV-2004 08:17:21	Dark	57.000	70	Zet Pup	2.2460	39000.	114	14361	No
167	GOM_NL__2PRFIN20041128_081916_000000582032_00279_14361_6571.N1	28-NOV-2004 08:19:16	Dark	58.000	2	Alp Car	-0.73600	7000.0	116	14361	No
168	GOM_NL__2PRFIN20041128_082056_000000722032_00279_14361_6572.N1	28-NOV-2004 08:20:56	Dark	72.000	117	Pi Pup	2.7060	3800.0	144	14361	No
169	GOM_NL__2PRFIN20041128_082447_000000712032_00279_14361_6573.N1	28-NOV-2004 08:24:47	Dark	71.000	23	21Eps CMa	1.5020	26000.	142	14361	No
170	GOM_NL__2PRFIN20041128_082701_000000812032_00279_14361_6574.N1	28-NOV-2004 08:27:01	Straylight	80.500	179	24Omi2CMa	3.0320	24000.	161	14361	No
171	GOM_NL__2PRFIN20041128_083133_000001182032_00279_14361_6575.N1	28-NOV-2004 08:31:33	Straylight	118.00	1	9Alp CMa	-1.4400	11000.	236	14361	No
172	GOM_NL__2PRFIN20041128_083522_000000702032_00279_14361_6576.N1	28-NOV-2004 08:35:22	Straylight	70.000	7	19Bet Ori	0.10000	14000.	140	14361	No
173	GOM_NL__2PRFIN20041128_083835_000000682032_00279_14361_6577.N1	28-NOV-2004 08:38:35	Tw_i_and_stray	67.500	30	46Eps Ori	1.6940	30000.	135	14361	No
174	GOM_NL__2PRFIN20041128_084124_000000652032_00279_14361_6578.N1	28-NOV-2004 08:41:24	Tw_i_and_stray	65.000	27	24Gam Ori	1.6360	26000.	130	14361	No
175	GOM_NL__2PRFIN20041128_084727_000000422032_00279_14361_6579.N1	28-NOV-2004 08:47:27	Bright	41.500	150	44Zet Per	2.8900	28000.	83	14361	No
176	GOM_NL__2PRFIN20041128_084935_000000392032_00279_14361_6580.N1	28-NOV-2004 08:49:35	Bright	39.000	79	26Bet Per	2.3100	13100.	78	14361	No
177	GOM_NL__2PRFIN20041128_085152_000000392032_00279_14361_6581.N1	28-NOV-2004 08:51:52	Bright	38.500	175	39Del Per	3.0100	19400.	77	14361	No
178	GOM_NL__2PRFIN20041128_085358_000000522032_00279_14361_6582.N1	28-NOV-2004 08:53:58	Bright	51.500	6	13Alp Aur	0.080000	3400.0	103	14361	No
179	GOM_NL__2PRFIN20041128_085549_000000372032_00279_14361_6583.N1	28-NOV-2004 08:55:49	Bright	37.000	76	27Gam Cas	2.3000	30000.	74	14361	No
180	GOM_NL__2PRFIN20041128_090309_000000362032_00279_14361_6584.N1	28-NOV-2004 09:03:09	Bright	36.000	49	1Alp UMi	1.9900	6300.0	72	14361	No
181	GOM_NL__2PRFIN20041128_090746_000000392032_00279_14361_6585.N1	28-NOV-2004 09:07:46	Bright	39.000	60	7Bet UMi	2.0810	3950.0	78	14361	No
182	GOM_NL__2PRFIN20041128_091000_000000472032_00279_14361_6586.N1	28-NOV-2004 09:10:00	Bright	46.500	36	50Alp UMa	1.8000	6300.0	93	14361	No
183	GOM_NL__2PRFIN20041128_091136_000000492032_00279_14361_6587.N1	28-NOV-2004 09:11:36	Bright	48.500	82	48Bet UMa	2.3650	10600.	97	14361	No
184	GOM_NL__2PRFIN20041128_091327_000000402032_00279_14361_6588.N1	28-NOV-2004 09:13:27	Bright	40.000	55	79Zet UMa	2.0600	10200.	80	14361	No
185	GOM_NL__2PRFIN20041128_091505_000000392032_00279_14361_6589.N1	28-NOV-2004 09:15:05	Bright	38.500	39	85Eta UMa	1.8540	24000.	77	14361	No
186	GOM_NL__2PRFIN20041128_091752_000000392032_00279_14361_6590.N1	28-NOV-2004 09:17:52	Bright	39.000	180	27Gam Boo	3.0400	8000.0	78	14361	No
187	GOM_NL__2PRFIN20041128_092055_000000362032_00279_14361_6591.N1	28-NOV-2004 09:20:55	Bright	36.000	83		2.3780	11000.	72	14361	No
188	GOM_NL__2PRFIN20041128_092326_000000352032_00279_14361_6592.N1	28-NOV-2004 09:23:26	Bright	35.000	3	16Alp Boo	-0.050000	4250.0	70	14361	No
189	GOM_NL__2PRFIN20041128_092644_000000682032_00279_14361_6593.N1	28-NOV-2004 09:26:44	Bright	68.000	96	68Del Leo	2.5600	9300.0	136	14361	No
190	GOM_NL__2PRFIN20041128_093124_000001992032_00279_14361_6594.N1	28-NOV-2004 09:31:24	Straylight	198.50	51	41Gam1Leo	2.0100	4500.0	397	14361	No
191	GOM_NL__2PRFIN20041128_093641_000000482032_00279_14361_6595.N1	28-NOV-2004 09:36:41	Tw_i_and_stray	48.000	100	4Gam Crv	2.5800	13100.	96	14361	No
192	GOM_NL__2PRFIN20041128_093815_000000522032_00279_14361_6596.N1	28-NOV-2004 09:38:15	Dark	52.000	171	2Eps Crv	3.0010	4250.0	104	14361	No
193	GOM_NL__2PRFIN20041128_094345_000000412032_00279_14361_6597.N1	28-NOV-2004 09:43:45	Dark	40.500	77	Eps Cen	2.3030	28000.	81	14361	No
194	GOM_NL__2PRFIN20041128_094526_000000512032_00279_14361_6598.N1	28-NOV-2004 09:45:26	Dark	51.000	10	Bet Cen	0.61000	28000.	102	14361	No
195	GOM_NL__2PRFIN20041128_094715_000000422032_00280_14362_6565.N1	28-NOV-2004 09:47:15	Dark	41.500	12	Alp1Cru	0.77500	30000.	83	14362	No
196	GOM_NL__2PRFIN20041128_094953_000000402032_00280_14362_6566.N1	28-NOV-2004 09:49:53	Dark	40.000	124	The Car	2.7640	30000.	80	14362	No
197	GOM_NL__2PRFIN20041128_095134_000000402032_00280_14362_6567.N1	28-NOV-2004 09:51:34	Dark	39.500	159	Ups Car	2.9200	7200.0	79	14362	No
198	GOM_NL__2PRFIN20041128_095428_000000452032_00280_14362_6568.N1	28-NOV-2004 09:54:28	Dark	45.000	41	Eps Car	1.8600	4100.0	90	14362	No
199	GOM_NL__2PRFIN20041128_095619_000000512032_00280_14362_6569.N1	28-NOV-2004 09:56:19	Dark	50.500	34	Gam2Vel	1.7930	23000.	101	14362	No
200	GOM_NL__2PRFIN20041128_095758_000000592032_00280_14362_6570.N1	28-NOV-2004 09:57:58	Dark	58.500	70	Zet Pup	2.2460	39000.	117	14362	No
201	GOM_NL__2PRFIN20041128_095953_000000582032_00280_14362_6571.N1	28-NOV-2004 09:59:53	Dark	58.000	2	Alp Car	-0.73600	7000.0	116	14362	No
202	GOM_NL__2PRFIN20041128_100133_000000642032_00280_14362_6572.N1	28-NOV-2004 10:01:33	Dark	63.500	117	Pi Pup	2.7060	3800.0	127	14362	No
203	GOM_NL__2PRFIN20041128_100525_000000682032_00280_14362_6573.N1	28-NOV-2004 10:05:25	Dark	67.500	23	21Eps CMa	1.5020	26000.	135	14362	No
204	GOM_NL__2PRFIN20041128_100737_000000772032_00280_14362_6574.N1	28-NOV-2004 10:07:37	Straylight	76.500	179	24Omi2CMa	3.0320	24000.	153	14362	No
205	GOM_NL__2PRFIN20041128_101210_000001072032_00280_14362_6575.N1	28-NOV-2004 10:12:10	Straylight	107.00	1	9Alp CMa	-1.4400	11000.	214	14362	No
206	GOM_NL__2PRFIN20041128_101558_000000642032_00280_14362_6576.N1	28-NOV-2004 10:15:58	Straylight	63.500	7	19Bet Ori	0.10000	14000.	127	14362	No
207	GOM_NL__2PRFIN20041128_101911_000000682032_00280_14362_6577.N1	28-NOV-2004 10:19:11	Tw_i_and_stray	68.000	30	46Eps Ori	1.6940	30000.	136	14362	No
208	GOM_NL__2PRFIN20041128_102159_000000622032_00280_14362_6578.N1	28-NOV-2004 10:21:59	Tw_i_and_stray	62.000	27	24Gam Ori	1.6360	26000.	124	14362	No
209	GOM_NL__2PRFIN20041128_102802_000000412032_00280_14362_6579.N1	28-NOV-2004 10:28:02	Bright	41.000	150	44Zet Per	2.8900	28000.	82	14362	No
210	GOM_NL__2PRFIN20041128_103010_000000392032_00280_14362_6580.N1	28-NOV-2004 10:30:10	Bright	39.000	79	26Bet Per	2.3100	13100.	78	14362	No
211	GOM_NL__2PRFIN20041128_103228_000000382032_00280_14362_6581.N1	28-NOV-2004 10:32:28	Bright	38.000	175	39Del Per	3.0100	19400.	76	14362	No
212	GOM_NL__2PRFIN20041128_103434_000000512032_00280_14362_6582.N1	28-NOV-2004 10:34:34	Bright	51.000	6	13Alp Aur	0.080000	3400.0	102	14362	No
213	GOM_NL__2PRFIN20041128_103625_000000382032_00280_14362_6583.N1	28-NOV-2004 10:36:25	Bright	38.000	76	27Gam Cas	2.3000	30000.	76	14362	No
214	GOM_NL__2PRFIN20041128_104344_000000392032_00280_14362_6584.N1	28-NOV-2004 10:43:44	Bright	38.500	49	1Alp UMi	1.9900	6300.0	77	14362	No
215	GOM_NL__2PRFIN20041128_104822_000000402032_00280_14362_6585.N1	28-NOV-2004 10:48:22	Bright	40.000	60	7Bet UMi	2.0810	3950.0	80	14362	No
216	GOM_NL__2PRFIN20041128_105036_000000462032_00280_14362_6586.N1	28-NOV-2004 10:50:36	Bright	46.000	36	50Alp UMa	1.8000	6300.0	92	14362	No
217	GOM_NL__2PRFIN20041128_105212_000000452032_00280_14362_6587.N1	28-NOV-2004 10:52:12	Bright	44.500	82	48Bet UMa	2.3650	10600.	89	14362	No
218	GOM_NL__2PRFIN20041128_105403_000000372032_00280_14362_6588.N1	28-NOV-2004 10:54:03	Bright	36.500	55	79Zet UMa	2.0600	10200.	73	14362	No
219	GOM_NL__2PRFIN20041128_105541_000000362032_00280_14362_6589.N1	28-NOV-2004 10:55:41	Bright	36.000	39	85Eta UMa	1.8540	24000.	72	14362	No

220	GOM_NL__2PRFIN20041128_105830_000000382032_00280_14362_6590.N1	28-NOV-2004 10:58:30	Bright	37.500	180	27Gam Boo	3.0400	8000.0	75	14362	No
221	GOM_NL__2PRFIN20041128_110130_000000372032_00280_14362_6591.N1	28-NOV-2004 11:01:30	Bright	36.500	83		2.3780	11000.	73	14362	No
222	GOM_NL__2PRFIN20041128_110402_000000362032_00280_14362_6592.N1	28-NOV-2004 11:04:02	Bright	35.500	3	16Alp Boo	-0.050000	4250.0	71	14362	No
223	GOM_NL__2PRFIN20041128_110720_000000692032_00280_14362_6593.N1	28-NOV-2004 11:07:20	Bright	68.500	96	68Del Leo	2.5600	9300.0	137	14362	No
224	GOM_NL__2PRFIN20041128_111203_000001932032_00280_14362_6594.N1	28-NOV-2004 11:12:03	Straylight	193.00	51	41Gam1Leo	2.0100	4500.0	386	14362	No
225	GOM_NL__2PRFIN20041128_111717_000000482032_00280_14362_6595.N1	28-NOV-2004 11:17:17	Tw_i_and_stray	48.000	100	4Gam Crv	2.5800	13100.	96	14362	No
226	GOM_NL__2PRFIN20041128_111852_000000522032_00280_14362_6596.N1	28-NOV-2004 11:18:52	Dark	52.000	171	2Eps Crv	3.0010	4250.0	104	14362	No
227	GOM_NL__2PRFIN20041128_112421_000000422032_00280_14362_6597.N1	28-NOV-2004 11:24:21	Dark	41.500	77	Eps Cen	2.3030	28000.	83	14362	No
228	GOM_NL__2PRFIN20041128_112602_000000512032_00280_14362_6598.N1	28-NOV-2004 11:26:02	Dark	51.000	10	Bet Cen	0.61000	28000.	102	14362	No
229	GOM_NL__2PRFIN20041128_112751_000000452032_00281_14363_6585.N1	28-NOV-2004 11:27:51	Dark	45.000	12	Alp1Cru	0.77500	30000.	90	14363	No
230	GOM_NL__2PRFIN20041128_113029_000000402032_00281_14363_6586.N1	28-NOV-2004 11:30:29	Dark	40.000	124	The Car	2.7640	30000.	80	14363	No
231	GOM_NL__2PRFIN20041128_113210_000000412032_00281_14363_6587.N1	28-NOV-2004 11:32:10	Dark	40.500	159	Ups Car	2.9200	7200.0	81	14363	No
232	GOM_NL__2PRFIN20041128_113504_000000442032_00281_14363_6588.N1	28-NOV-2004 11:35:04	Dark	43.500	41	Eps Car	1.8600	4100.0	87	14363	No
233	GOM_NL__2PRFIN20041128_113655_000000512032_00281_14363_6589.N1	28-NOV-2004 11:36:55	Dark	51.000	34	Gam2Vel	1.7930	23000.	102	14363	No
234	GOM_NL__2PRFIN20041128_113835_000000612032_00281_14363_6590.N1	28-NOV-2004 11:38:35	Dark	61.000	70	Zet Pup	2.2460	39000.	122	14363	No
235	GOM_NL__2PRFIN20041128_114029_000000532032_00281_14363_6591.N1	28-NOV-2004 11:40:29	Dark	52.500	2	Alp Car	-0.73600	7000.0	105	14363	No
236	GOM_NL__2PRFIN20041128_114209_000000682032_00281_14363_6592.N1	28-NOV-2004 11:42:09	Dark	68.000	117	Pi Pup	2.7060	3800.0	136	14363	No
237	GOM_NL__2PRFIN20041128_114602_000000762032_00281_14363_6593.N1	28-NOV-2004 11:46:02	Dark	75.500	23	21Eps CMa	1.5020	26000.	151	14363	No
238	GOM_NL__2PRFIN20041128_114814_000000762032_00281_14363_6594.N1	28-NOV-2004 11:48:14	Straylight	75.500	179	24Omi2CMa	3.0320	24000.	151	14363	No
239	GOM_NL__2PRFIN20041128_115245_000000992032_00281_14363_6595.N1	28-NOV-2004 11:52:45	Straylight	98.500	1	9Alp CMa	-1.4400	11000.	197	14363	No
240	GOM_NL__2PRFIN20041128_115634_000000662032_00281_14363_6596.N1	28-NOV-2004 11:56:34	Straylight	66.000	7	19Bet Ori	0.10000	14000.	132	14363	No
241	GOM_NL__2PRFIN20041128_115947_000000732032_00281_14363_6597.N1	28-NOV-2004 11:59:47	Tw_i_and_stray	73.000	30	46Eps Ori	1.6940	30000.	146	14363	No
242	GOM_NL__2PRFIN20041128_120235_000000682032_00281_14363_6598.N1	28-NOV-2004 12:02:35	Tw_i_and_stray	67.500	27	24Gam Ori	1.6360	26000.	135	14363	No
243	GOM_NL__2PRFIN20041128_120838_000000392032_00281_14363_6599.N1	28-NOV-2004 12:08:38	Bright	39.000	150	44Zet Per	2.8900	28000.	78	14363	No
244	GOM_NL__2PRFIN20041128_121046_000000392032_00281_14363_6600.N1	28-NOV-2004 12:10:46	Bright	38.500	79	26Bet Per	2.3100	13100.	77	14363	No
245	GOM_NL__2PRFIN20041128_121304_000000382032_00281_14363_6601.N1	28-NOV-2004 12:13:04	Bright	37.500	175	39Del Per	3.0100	19400.	75	14363	No
246	GOM_NL__2PRFIN20041128_121509_000000552032_00281_14363_6602.N1	28-NOV-2004 12:15:09	Bright	54.500	6	13Alp Aur	0.080000	3400.0	109	14363	No
247	GOM_NL__2PRFIN20041128_121701_000000392032_00281_14363_6603.N1	28-NOV-2004 12:17:01	Bright	39.000	76	27Gam Cas	2.3000	30000.	78	14363	No
248	GOM_NL__2PRFIN20041128_122420_000000392032_00281_14363_6604.N1	28-NOV-2004 12:24:20	Bright	38.500	49	1Alp UMi	1.9900	6300.0	77	14363	No
249	GOM_NL__2PRFIN20041128_122859_000000362032_00281_14363_6605.N1	28-NOV-2004 12:28:59	Bright	36.000	60	7Bet UMi	2.0810	3950.0	72	14363	No
250	GOM_NL__2PRFIN20041128_123110_000000462032_00281_14363_6606.N1	28-NOV-2004 12:31:10	Bright	46.000	36	50Alp UMa	1.8000	6300.0	92	14363	No
251	GOM_NL__2PRFIN20041128_123247_000000492032_00281_14363_6607.N1	28-NOV-2004 12:32:47	Bright	49.000	82	48Bet UMa	2.3650	10600.	98	14363	No
252	GOM_NL__2PRFIN20041128_123439_000000382032_00281_14363_6608.N1	28-NOV-2004 12:34:39	Bright	38.000	55	79Zet UMa	2.0600	10200.	76	14363	No
253	GOM_NL__2PRFIN20041128_123617_000000362032_00281_14363_6609.N1	28-NOV-2004 12:36:17	Bright	36.000	39	85Eta UMa	1.8540	24000.	72	14363	No
254	GOM_NL__2PRFIN20041128_123907_000000372032_00281_14363_6610.N1	28-NOV-2004 12:39:07	Bright	36.500	180	27Gam Boo	3.0400	8000.0	73	14363	No
255	GOM_NL__2PRFIN20041128_124206_000000382032_00281_14363_6611.N1	28-NOV-2004 12:42:06	Bright	38.000	83		2.3780	11000.	76	14363	No
256	GOM_NL__2PRFIN20041128_124438_000000352032_00281_14363_6612.N1	28-NOV-2004 12:44:38	Bright	35.000	3	16Alp Boo	-0.050000	4250.0	70	14363	No
257	GOM_NL__2PRFIN20041128_124758_000000692032_00281_14363_6613.N1	28-NOV-2004 12:47:58	Bright	68.500	96	68Del Leo	2.5600	9300.0	137	14363	No
258	GOM_NL__2PRFIN20041128_125241_000002022032_00281_14363_6614.N1	28-NOV-2004 12:52:41	Straylight	202.00	51	41Gam1Leo	2.0100	4500.0	404	14363	No
259	GOM_NL__2PRFIN20041128_125754_000000472032_00281_14363_6615.N1	28-NOV-2004 12:57:54	Tw_i_and_stray	47.000	100	4Gam Crv	2.5800	13100.	94	14363	No
260	GOM_NL__2PRFIN20041128_125929_000000512032_00281_14363_6616.N1	28-NOV-2004 12:59:29	Dark	50.500	171	2Eps Crv	3.0010	4250.0	101	14363	No
261	GOM_NL__2PRFIN20041128_130457_000000392032_00281_14363_6617.N1	28-NOV-2004 13:04:57	Dark	39.000	77	Eps Cen	2.3030	28000.	78	14363	No
262	GOM_NL__2PRFIN20041128_130637_000000502032_00281_14363_6618.N1	28-NOV-2004 13:06:37	Dark	49.500	10	Bet Cen	0.61000	28000.	99	14363	No
263	GOM_NL__2PRFIN20041128_130827_000000452032_00282_14364_6585.N1	28-NOV-2004 13:08:27	Dark	44.500	12	Alp1Cru	0.77500	30000.	89	14364	No
264	GOM_NL__2PRFIN20041128_131105_000000412032_00282_14364_6586.N1	28-NOV-2004 13:11:05	Dark	41.000	124	The Car	2.7640	30000.	82	14364	No
265	GOM_NL__2PRFIN20041128_131246_000000412032_00282_14364_6587.N1	28-NOV-2004 13:12:46	Dark	41.000	159	Ups Car	2.9200	7200.0	82	14364	No
266	GOM_NL__2PRFIN20041128_131541_000000472032_00282_14364_6588.N1	28-NOV-2004 13:15:41	Dark	47.000	41	Eps Car	1.8600	4100.0	94	14364	No
267	GOM_NL__2PRFIN20041128_131732_000000542032_00282_14364_6589.N1	28-NOV-2004 13:17:32	Dark	54.000	34	Gam2Vel	1.7930	23000.	108	14364	No
268	GOM_NL__2PRFIN20041128_131911_000000572032_00282_14364_6590.N1	28-NOV-2004 13:19:11	Dark	56.500	70	Zet Pup	2.2460	39000.	113	14364	No
269	GOM_NL__2PRFIN20041128_132105_000000582032_00282_14364_6591.N1	28-NOV-2004 13:21:05	Dark	58.000	2	Alp Car	-0.73600	7000.0	116	14364	No
270	GOM_NL__2PRFIN20041128_132246_000000712032_00282_14364_6592.N1	28-NOV-2004 13:22:46	Dark	70.500	117	Pi Pup	2.7060	3800.0	141	14364	No
271	GOM_NL__2PRFIN20041128_132639_000000752032_00282_14364_6593.N1	28-NOV-2004 13:26:39	Dark	74.500	23	21Eps CMa	1.5020	26000.	149	14364	No
272	GOM_NL__2PRFIN20041128_132850_000000782032_00282_14364_6594.N1	28-NOV-2004 13:28:50	Straylight	78.000	179	24Omi2CMa	3.0320	24000.	156	14364	No
273	GOM_NL__2PRFIN20041128_133321_000001042032_00282_14364_6595.N1	28-NOV-2004 13:33:21	Straylight	103.50	1	9Alp CMa	-1.4400	11000.	207	14364	No
274	GOM_NL__2PRFIN20041128_133709_000000652032_00282_14364_6596.N1	28-NOV-2004 13:37:09	Straylight	65.000	7	19Bet Ori	0.10000	14000.	130	14364	No
275	GOM_NL__2PRFIN20041128_134022_000000702032_00282_14364_6597.N1	28-NOV-2004 13:40:22	Tw_i_and_stray	70.000	30	46Eps Ori	1.6940	30000.	140	14364	No
276	GOM_NL__2PRFIN20041128_134310_000000632032_00282_14364_6598.N1	28-NOV-2004 13:43:10	Tw_i_and_stray	62.500	27	24Gam Ori	1.6360	26000.	125	14364	No
277	GOM_NL__2PRFIN20041128_134914_000000402032_00282_14364_6599.N1	28-NOV-2004 13:49:14	Bright	39.500	150	44Zet Per	2.8900	28000.	79	14364	No
278	GOM_NL__2PRFIN20041128_135122_000000392032_00282_14364_6600.N1	28-NOV-2004 13:51:22	Bright	39.000	79	26Bet Per	2.3100	13100.	78	14364	No

279	GOM_NL__2PRFIN20041128_135339_000000392032_00282_14364_6601.N1	28-NOV-2004 13:53:39	Bright	38.500	175	39Del Per	3.0100	19400.	77	14364	No
280	GOM_NL__2PRFIN20041128_135544_000000522032_00282_14364_6602.N1	28-NOV-2004 13:55:44	Bright	52.000	6	13Alp Aur	0.080000	3400.0	104	14364	No
281	GOM_NL__2PRFIN20041128_135737_000000392032_00282_14364_6603.N1	28-NOV-2004 13:57:37	Bright	38.500	76	27Gam Cas	2.3000	30000.	77	14364	No
282	GOM_NL__2PRFIN20041128_140456_000000392032_00282_14364_6604.N1	28-NOV-2004 14:04:56	Bright	38.500	49	1Alp UMi	1.9900	6300.0	77	14364	No
283	GOM_NL__2PRFIN20041128_140935_000000362032_00282_14364_6605.N1	28-NOV-2004 14:09:35	Bright	36.000	60	7Bet UMi	2.0810	3950.0	72	14364	No
284	GOM_NL__2PRFIN20041128_141146_000000462032_00282_14364_6606.N1	28-NOV-2004 14:11:46	Bright	45.500	36	50Alp UMa	1.8000	6300.0	91	14364	No
285	GOM_NL__2PRFIN20041128_141323_000000472032_00282_14364_6607.N1	28-NOV-2004 14:13:23	Bright	46.500	82	48Bet UMa	2.3650	10600.	93	14364	No
286	GOM_NL__2PRFIN20041128_141515_000000402032_00282_14364_6608.N1	28-NOV-2004 14:15:15	Bright	39.500	55	79Zet UMa	2.0600	10200.	79	14364	No
287	GOM_NL__2PRFIN20041128_141653_000000382032_00282_14364_6609.N1	28-NOV-2004 14:16:53	Bright	37.500	39	85Eta UMa	1.8540	24000.	75	14364	No
288	GOM_NL__2PRFIN20041128_141944_000000362032_00282_14364_6610.N1	28-NOV-2004 14:19:44	Bright	35.500	180	27Gam Boo	3.0400	8000.0	71	14364	No
289	GOM_NL__2PRFIN20041128_142243_000000362032_00282_14364_6611.N1	28-NOV-2004 14:22:43	Bright	35.500	83		2.3780	11000.	71	14364	No
290	GOM_NL__2PRFIN20041128_142514_000000362032_00282_14364_6612.N1	28-NOV-2004 14:25:14	Bright	36.000	3	16Alp Boo	-0.050000	4250.0	72	14364	No
291	GOM_NL__2PRFIN20041128_142834_000000682032_00282_14364_6613.N1	28-NOV-2004 14:28:34	Bright	68.000	96	68Del Leo	2.5600	9300.0	136	14364	No
292	GOM_NL__2PRFIN20041128_143320_000002122032_00282_14364_6614.N1	28-NOV-2004 14:33:20	Straylight	211.50	51	41Gam1Leo	2.0100	4500.0	423	14364	No
293	GOM_NL__2PRFIN20041128_143831_000000482032_00282_14364_6615.N1	28-NOV-2004 14:38:31	Tw_i_and_stray	47.500	100	4Gam Crv	2.5800	13100.	95	14364	No
294	GOM_NL__2PRFIN20041128_144006_000000482032_00282_14364_6616.N1	28-NOV-2004 14:40:06	Dark	47.500	171	2Eps Crv	3.0010	4250.0	95	14364	No
295	GOM_NL__2PRFIN20041128_144533_000000392032_00282_14364_6617.N1	28-NOV-2004 14:45:33	Dark	39.000	77	Eps Cen	2.3030	28000.	78	14364	No
296	GOM_NL__2PRFIN20041128_144713_000000462032_00282_14364_6618.N1	28-NOV-2004 14:47:13	Dark	46.000	10	Bet Cen	0.61000	28000.	92	14364	No
297	GOM_NL__2PRFIN20041128_144904_000000452032_00283_14365_6585.N1	28-NOV-2004 14:49:04	Dark	44.500	12	Alp1Cru	0.77500	30000.	89	14365	No
298	GOM_NL__2PRFIN20041128_145142_000000392032_00283_14365_6586.N1	28-NOV-2004 14:51:42	Dark	39.000	124	The Car	2.7640	30000.	78	14365	No
299	GOM_NL__2PRFIN20041128_145322_000000412032_00283_14365_6587.N1	28-NOV-2004 14:53:22	Dark	40.500	159	Ups Car	2.9200	7200.0	81	14365	No
300	GOM_NL__2PRFIN20041128_145617_000000462032_00283_14365_6588.N1	28-NOV-2004 14:56:17	Dark	46.000	41	Eps Car	1.8600	4100.0	92	14365	No
301	GOM_NL__2PRFIN20041128_145809_000000542032_00283_14365_6589.N1	28-NOV-2004 14:58:09	Dark	53.500	34	Gam2Vel	1.7930	23000.	107	14365	No
302	GOM_NL__2PRFIN20041128_145949_000000602032_00283_14365_6590.N1	28-NOV-2004 14:59:49	Dark	59.500	70	Zet Pup	2.2460	39000.	119	14365	No
303	GOM_NL__2PRFIN20041128_150141_000000562032_00283_14365_6591.N1	28-NOV-2004 15:01:41	Dark	55.500	2	Alp Car	-0.73600	7000.0	111	14365	No
304	GOM_NL__2PRFIN20041128_150323_000000662032_00283_14365_6592.N1	28-NOV-2004 15:03:23	Dark	66.000	117	Pi Pup	2.7060	3800.0	132	14365	No
305	GOM_NL__2PRFIN20041128_150715_000000762032_00283_14365_6593.N1	28-NOV-2004 15:07:15	Dark	75.500	23	21Eps CMa	1.5020	26000.	151	14365	No
306	GOM_NL__2PRFIN20041128_150927_000000802032_00283_14365_6594.N1	28-NOV-2004 15:09:27	Straylight	79.500	179	24Omi2CMa	3.0320	24000.	159	14365	No
307	GOM_NL__2PRFIN20041128_151358_000001002032_00283_14365_6595.N1	28-NOV-2004 15:13:58	Straylight	100.00	1	9Alp CMa	-1.4400	11000.	200	14365	No
308	GOM_NL__2PRFIN20041128_151743_000000682032_00283_14365_6596.N1	28-NOV-2004 15:17:43	Straylight	67.500	7	19Bet Ori	0.10000	14000.	135	14365	No
309	GOM_NL__2PRFIN20041128_152058_000000662032_00283_14365_6597.N1	28-NOV-2004 15:20:58	Tw_i_and_stray	66.000	30	46Eps Ori	1.6940	30000.	132	14365	No
310	GOM_NL__2PRFIN20041128_152345_000000622032_00283_14365_6598.N1	28-NOV-2004 15:23:45	Tw_i_and_stray	61.500	27	24Gam Ori	1.6360	26000.	123	14365	No
311	GOM_NL__2PRFIN20041128_152553_000000612032_00283_14365_6599.N1	28-NOV-2004 15:25:53	Bright	61.000	13	87Alp Tau	0.86700	3800.0	122	14365	No
312	GOM_NL__2PRFIN20041128_152724_000000422032_00283_14365_6600.N1	28-NOV-2004 15:27:24	Bright	42.000	146	25Eta Tau	2.8730	15200.	84	14365	No
313	GOM_NL__2PRFIN20041128_152949_000000412032_00283_14365_6601.N1	28-NOV-2004 15:29:49	Bright	40.500	150	44Zet Per	2.8900	28000.	81	14365	No
314	GOM_NL__2PRFIN20041128_153158_000000382032_00283_14365_6602.N1	28-NOV-2004 15:31:58	Bright	37.500	79	26Bet Per	2.3100	13100.	75	14365	No
315	GOM_NL__2PRFIN20041128_153743_000000382032_00283_14365_6603.N1	28-NOV-2004 15:37:43	Bright	38.000	110	37Del Cas	2.6780	8900.0	76	14365	No
316	GOM_NL__2PRFIN20041128_154532_000000402032_00283_14365_6604.N1	28-NOV-2004 15:45:32	Bright	39.500	49	1Alp UMi	1.9900	6300.0	79	14365	No
317	GOM_NL__2PRFIN20041128_155011_000000382032_00283_14365_6605.N1	28-NOV-2004 15:50:11	Bright	38.000	60	7Bet UMi	2.0810	3950.0	76	14365	No
318	GOM_NL__2PRFIN20041128_155222_000000452032_00283_14365_6606.N1	28-NOV-2004 15:52:22	Bright	44.500	36	50Alp UMa	1.8000	6300.0	89	14365	No
319	GOM_NL__2PRFIN20041128_155358_000000472032_00283_14365_6607.N1	28-NOV-2004 15:53:58	Bright	46.500	82	48Bet UMa	2.3650	10600.	93	14365	No
320	GOM_NL__2PRFIN20041128_155551_000000402032_00283_14365_6608.N1	28-NOV-2004 15:55:51	Bright	40.000	55	79Zet UMa	2.0600	10200.	80	14365	No
321	GOM_NL__2PRFIN20041128_155729_000000382032_00283_14365_6609.N1	28-NOV-2004 15:57:29	Bright	38.000	39	85Eta UMa	1.8540	24000.	76	14365	No
322	GOM_NL__2PRFIN20041128_160019_000000362032_00283_14365_6610.N1	28-NOV-2004 16:00:19	Bright	36.000	180	27Gam Boo	3.0400	8000.0	72	14365	No
323	GOM_NL__2PRFIN20041128_160319_000000372032_00283_14365_6611.N1	28-NOV-2004 16:03:19	Bright	36.500	83		2.3780	11000.	73	14365	No
324	GOM_NL__2PRFIN20041128_160550_000000352032_00283_14365_6612.N1	28-NOV-2004 16:05:50	Bright	35.000	3	16Alp Boo	-0.050000	4250.0	70	14365	No
325	GOM_NL__2PRFIN20041128_160911_000000692032_00283_14365_6613.N1	28-NOV-2004 16:09:11	Bright	68.500	96	68Del Leo	2.5600	9300.0	137	14365	No
326	GOM_NL__2PRFIN20041128_161358_000001962032_00283_14365_6614.N1	28-NOV-2004 16:13:58	Straylight	196.00	51	41Gam1Leo	2.0100	4500.0	392	14365	No
327	GOM_NL__2PRFIN20041128_161908_000000482032_00283_14365_6615.N1	28-NOV-2004 16:19:08	Tw_i_and_stray	48.000	100	4Gam Crv	2.5800	13100.	96	14365	No
328	GOM_NL__2PRFIN20041128_162203_000000412032_00283_14365_6616.N1	28-NOV-2004 16:22:03	Twilight	40.500	123	1ot Cen	2.7500	10200.	81	14365	No
329	GOM_NL__2PRFIN20041128_162609_000000392032_00283_14365_6617.N1	28-NOV-2004 16:26:09	Dark	38.500	77	Eps Cen	2.3030	28000.	77	14365	No
330	GOM_NL__2PRFIN20041128_162750_000000492032_00283_14365_6618.N1	28-NOV-2004 16:27:50	Dark	49.000	10	Bet Cen	0.61000	28000.	98	14365	No
331	GOM_NL__2PRFIN20041128_162940_000000462032_00284_14366_6585.N1	28-NOV-2004 16:29:40	Dark	45.500	12	Alp1Cru	0.77500	30000.	91	14366	No
332	GOM_NL__2PRFIN20041128_163218_000000382032_00284_14366_6586.N1	28-NOV-2004 16:32:18	Dark	38.000	124	The Car	2.7640	30000.	76	14366	No
333	GOM_NL__2PRFIN20041128_163359_000000422032_00284_14366_6587.N1	28-NOV-2004 16:33:59	Dark	41.500	159	Ups Car	2.9200	7200.0	83	14366	No
334	GOM_NL__2PRFIN20041128_163654_000000452032_00284_14366_6588.N1	28-NOV-2004 16:36:54	Dark	45.000	41	Eps Car	1.8600	4100.0	90	14366	No
335	GOM_NL__2PRFIN20041128_163846_000000542032_00284_14366_6589.N1	28-NOV-2004 16:38:46	Dark	53.500	34	Gam2Vel	1.7930	23000.	107	14366	No
336	GOM_NL__2PRFIN20041128_164026_000000652032_00284_14366_6590.N1	28-NOV-2004 16:40:26	Dark	64.500	70	Zet Pup	2.2460	39000.	129	14366	No
337	GOM_NL__2PRFIN20041128_164218_000000582032_00284_14366_6591.N1	28-NOV-2004 16:42:18	Dark	58.000	2	Alp Car	-0.73600	7000.0	116	14366	No

338	GOM_NL__2PRFIN20041128_164400_000000772032_00284_14366_6592.N1	28-NOV-2004 16:44:00	Dark	77.000	117	Pi Pup	2.7060	3800.0	154	14366	No
339	GOM_NL__2PRFIN20041128_164752_000000732032_00284_14366_6593.N1	28-NOV-2004 16:47:52	Dark	73.000	23	21Eps CMa	1.5020	26000.	146	14366	No
340	GOM_NL__2PRFIN20041128_165002_000000832032_00284_14366_6594.N1	28-NOV-2004 16:50:02	Straylight	82.500	179	24Omi2CMa	3.0320	24000.	165	14366	No
341	GOM_NL__2PRFIN20041128_165434_000001012032_00284_14366_6595.N1	28-NOV-2004 16:54:34	Straylight	101.00	1	9Alp CMa	-1.4400	11000.	202	14366	No
342	GOM_NL__2PRFIN20041128_165819_000000712032_00284_14366_6596.N1	28-NOV-2004 16:58:19	Straylight	71.000	7	19Bet Ori	0.10000	14000.	142	14366	No
343	GOM_NL__2PRFIN20041128_170133_000000672032_00284_14366_6597.N1	28-NOV-2004 17:01:33	Twilight	67.000	30	46Eps Ori	1.6940	30000.	134	14366	No
344	GOM_NL__2PRFIN20041128_170421_000000622032_00284_14366_6598.N1	28-NOV-2004 17:04:21	Twilight	62.000	27	24Gam Ori	1.6360	26000.	124	14366	No
345	GOM_NL__2PRFIN20041128_170630_000000552032_00284_14366_6599.N1	28-NOV-2004 17:06:30	Bright	54.500	13	87Alp Tau	0.86700	3800.0	109	14366	No
346	GOM_NL__2PRFIN20041128_170801_000000402032_00284_14366_6600.N1	28-NOV-2004 17:08:01	Bright	39.500	146	25Eta Tau	2.8730	15200.	79	14366	No
347	GOM_NL__2PRFIN20041128_171025_000000402032_00284_14366_6601.N1	28-NOV-2004 17:10:25	Bright	39.500	150	44Zet Per	2.8900	28000.	79	14366	No
348	GOM_NL__2PRFIN20041128_171234_000000392032_00284_14366_6602.N1	28-NOV-2004 17:12:34	Bright	39.000	79	26Bet Per	2.3100	13100.	78	14366	No
349	GOM_NL__2PRFIN20041128_171820_000000372032_00284_14366_6603.N1	28-NOV-2004 17:18:20	Bright	36.500	110	37Del Cas	2.6780	8900.0	73	14366	No
350	GOM_NL__2PRFIN20041128_172609_000000372032_00284_14366_6604.N1	28-NOV-2004 17:26:09	Bright	36.500	49	1Alp UMi	1.9900	6300.0	73	14366	No
351	GOM_NL__2PRFIN20041128_173048_000000392032_00284_14366_6605.N1	28-NOV-2004 17:30:48	Bright	39.000	60	7Bet UMi	2.0810	3950.0	78	14366	No
352	GOM_NL__2PRFIN20041128_173258_000000452032_00284_14366_6606.N1	28-NOV-2004 17:32:58	Bright	45.000	36	50Alp UMa	1.8000	6300.0	90	14366	No
353	GOM_NL__2PRFIN20041128_173434_000000482032_00284_14366_6607.N1	28-NOV-2004 17:34:34	Bright	48.000	82	48Bet UMa	2.3650	10600.	96	14366	No
354	GOM_NL__2PRFIN20041128_173627_000000392032_00284_14366_6608.N1	28-NOV-2004 17:36:27	Bright	39.000	55	79Zet UMa	2.0600	10200.	78	14366	No
355	GOM_NL__2PRFIN20041128_173805_000000372032_00284_14366_6609.N1	28-NOV-2004 17:38:05	Bright	37.000	39	85Eta UMa	1.8540	24000.	74	14366	No
356	GOM_NL__2PRFIN20041128_174056_000000432032_00284_14366_6610.N1	28-NOV-2004 17:40:56	Bright	43.000	180	27Gam Boo	3.0400	8000.0	86	14366	No
357	GOM_NL__2PRFIN20041128_174356_000000352032_00284_14366_6611.N1	28-NOV-2004 17:43:56	Bright	35.000	83		2.3780	11000.	70	14366	No
358	GOM_NL__2PRFIN20041128_174627_000000352032_00284_14366_6612.N1	28-NOV-2004 17:46:27	Bright	35.000	3	16Alp Boo	-0.050000	4250.0	70	14366	No
359	GOM_NL__2PRFIN20041128_174947_000000702032_00284_14366_6613.N1	28-NOV-2004 17:49:47	Bright	70.000	96	68Del Leo	2.5600	9300.0	140	14366	No
360	GOM_NL__2PRFIN20041128_175437_000002152032_00284_14366_6614.N1	28-NOV-2004 17:54:37	Straylight	215.00	51	41Gam1Leo	2.0100	4500.0	430	14366	No
361	GOM_NL__2PRFIN20041128_175945_000000482032_00284_14366_6615.N1	28-NOV-2004 17:59:45	Twilight	47.500	100	4Gam Crv	2.5800	13100.	95	14366	No
362	GOM_NL__2PRFIN20041128_180239_000000402032_00284_14366_6616.N1	28-NOV-2004 18:02:39	Twilight	39.500	123	1ot Cen	2.7500	10200.	79	14366	No
363	GOM_NL__2PRFIN20041128_180646_000000382032_00284_14366_6617.N1	28-NOV-2004 18:06:46	Dark	38.000	77	Eps Cen	2.3030	28000.	76	14366	No
364	GOM_NL__2PRFIN20041128_180826_000000422032_00284_14366_6618.N1	28-NOV-2004 18:08:26	Dark	41.500	10	Bet Cen	0.61000	28000.	83	14366	No
365	GOM_NL__2PRFIN20041128_181017_000000502032_00285_14367_6585.N1	28-NOV-2004 18:10:17	Dark	50.000	12	Alp1Cru	0.77500	30000.	100	14367	No
366	GOM_NL__2PRFIN20041128_181255_000000412032_00285_14367_6586.N1	28-NOV-2004 18:12:55	Dark	41.000	124	The Car	2.7640	30000.	82	14367	No
367	GOM_NL__2PRFIN20041128_181436_000000412032_00285_14367_6587.N1	28-NOV-2004 18:14:36	Dark	41.000	159	Ups Car	2.9200	7200.0	82	14367	No
368	GOM_NL__2PRFIN20041128_181731_000000452032_00285_14367_6588.N1	28-NOV-2004 18:17:31	Dark	45.000	41	Eps Car	1.8600	4100.0	90	14367	No
369	GOM_NL__2PRFIN20041128_181923_000000612032_00285_14367_6589.N1	28-NOV-2004 18:19:23	Dark	60.500	34	Gam2Vel	1.7930	23000.	121	14367	No
370	GOM_NL__2PRFIN20041128_182103_000000582032_00285_14367_6590.N1	28-NOV-2004 18:21:03	Dark	57.500	70	Zet Pup	2.2460	39000.	115	14367	No
371	GOM_NL__2PRFIN20041128_182255_000000552032_00285_14367_6591.N1	28-NOV-2004 18:22:55	Dark	54.500	2	Alp Car	-0.73600	7000.0	109	14367	No
372	GOM_NL__2PRFIN20041128_182437_000000662032_00285_14367_6592.N1	28-NOV-2004 18:24:37	Dark	65.500	117	Pi Pup	2.7060	3800.0	131	14367	No
373	GOM_NL__2PRFIN20041128_182827_000000712032_00285_14367_6593.N1	28-NOV-2004 18:28:27	Dark	71.000	23	21Eps CMa	1.5020	26000.	142	14367	No
374	GOM_NL__2PRFIN20041128_183039_000000802032_00285_14367_6594.N1	28-NOV-2004 18:30:39	Straylight	79.500	179	24Omi2CMa	3.0320	24000.	159	14367	No
375	GOM_NL__2PRFIN20041128_183507_000001102032_00285_14367_6595.N1	28-NOV-2004 18:35:07	Straylight	109.50	1	9Alp CMa	-1.4400	11000.	219	14367	No
376	GOM_NL__2PRFIN20041128_183857_000000622032_00285_14367_6596.N1	28-NOV-2004 18:38:57	Straylight	62.000	7	19Bet Ori	0.10000	14000.	124	14367	No
377	GOM_NL__2PRFIN20041128_184208_000000692032_00285_14367_6597.N1	28-NOV-2004 18:42:08	Twilight	69.000	30	46Eps Ori	1.6940	30000.	138	14367	No
378	GOM_NL__2PRFIN20041128_184456_000000682032_00285_14367_6598.N1	28-NOV-2004 18:44:56	Twilight	68.000	27	24Gam Ori	1.6360	26000.	136	14367	No
379	GOM_NL__2PRFIN20041128_184706_000000572032_00285_14367_6599.N1	28-NOV-2004 18:47:06	Bright	56.500	13	87Alp Tau	0.86700	3800.0	113	14367	No
380	GOM_NL__2PRFIN20041128_184837_000000412032_00285_14367_6600.N1	28-NOV-2004 18:48:37	Bright	40.500	146	25Eta Tau	2.8730	15200.	81	14367	No
381	GOM_NL__2PRFIN20041128_185101_000000402032_00285_14367_6601.N1	28-NOV-2004 18:51:01	Bright	39.500	150	44Zet Per	2.8900	28000.	79	14367	No
382	GOM_NL__2PRFIN20041128_185310_000000372032_00285_14367_6602.N1	28-NOV-2004 18:53:10	Bright	37.000	79	26Bet Per	2.3100	13100.	74	14367	No
383	GOM_NL__2PRFIN20041128_185856_000000392032_00285_14367_6603.N1	28-NOV-2004 18:58:56	Bright	39.000	110	37Del Cas	2.6780	8900.0	78	14367	No
384	GOM_NL__2PRFIN20041128_190645_000000372032_00285_14367_6604.N1	28-NOV-2004 19:06:45	Bright	37.000	49	1Alp UMi	1.9900	6300.0	74	14367	No
385	GOM_NL__2PRFIN20041128_191124_000000352032_00285_14367_6605.N1	28-NOV-2004 19:11:24	Bright	34.500	60	7Bet UMi	2.0810	3950.0	69	14367	No
386	GOM_NL__2PRFIN20041128_191333_000000442032_00285_14367_6606.N1	28-NOV-2004 19:13:33	Bright	43.500	36	50Alp UMa	1.8000	6300.0	87	14367	No
387	GOM_NL__2PRFIN20041128_191509_000000492032_00285_14367_6607.N1	28-NOV-2004 19:15:09	Bright	48.500	82	48Bet UMa	2.3650	10600.	97	14367	No
388	GOM_NL__2PRFIN20041128_191703_000000382032_00285_14367_6608.N1	28-NOV-2004 19:17:03	Bright	37.500	55	79Zet UMa	2.0600	10200.	75	14367	No
389	GOM_NL__2PRFIN20041128_191841_000000362032_00285_14367_6609.N1	28-NOV-2004 19:18:41	Bright	36.000	39	85Eta UMa	1.8540	24000.	72	14367	No
390	GOM_NL__2PRFIN20041128_192132_000000362032_00285_14367_6610.N1	28-NOV-2004 19:21:32	Bright	36.000	180	27Gam Boo	3.0400	8000.0	72	14367	No
391	GOM_NL__2PRFIN20041128_192432_000000362032_00285_14367_6611.N1	28-NOV-2004 19:24:32	Bright	35.500	83		2.3780	11000.	71	14367	No
392	GOM_NL__2PRFIN20041128_192703_000000362032_00285_14367_6612.N1	28-NOV-2004 19:27:03	Bright	35.500	3	16Alp Boo	-0.050000	4250.0	71	14367	No
393	GOM_NL__2PRFIN20041128_193024_000000722032_00285_14367_6613.N1	28-NOV-2004 19:30:24	Bright	71.500	96	68Del Leo	2.5600	9300.0	143	14367	No
394	GOM_NL__2PRFIN20041128_193516_000002002032_00285_14367_6614.N1	28-NOV-2004 19:35:16	Straylight	199.50	51	41Gam1Leo	2.0100	4500.0	399	14367	No
395	GOM_NL__2PRFIN20041128_194022_000000472032_00285_14367_6615.N1	28-NOV-2004 19:40:22	Twilight	47.000	100	4Gam Crv	2.5800	13100.	94	14367	No
396	GOM_NL__2PRFIN20041128_194315_000000382032_00285_14367_6616.N1	28-NOV-2004 19:43:15	Dark	38.000	123	1ot Cen	2.7500	10200.	76	14367	No

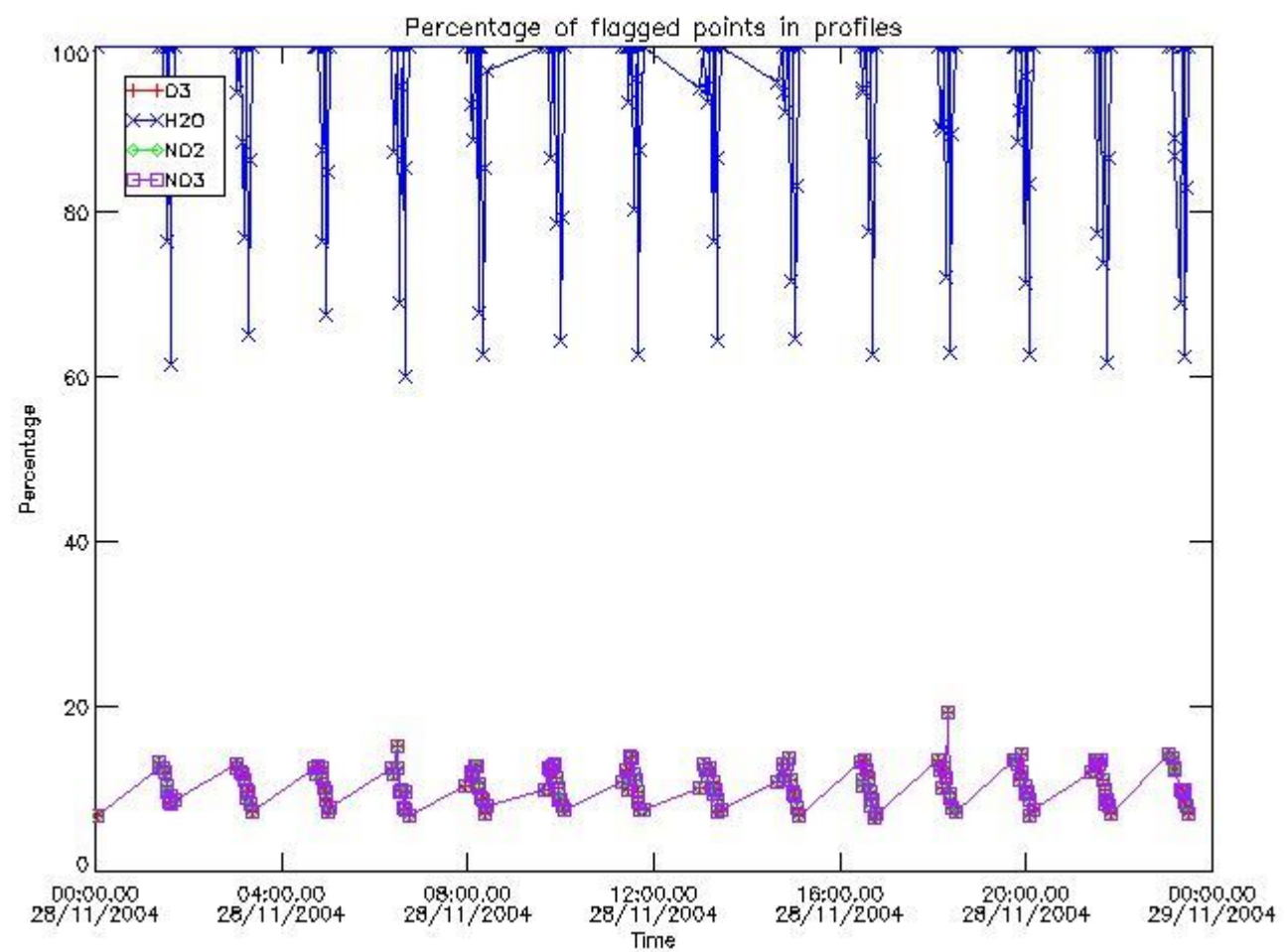
397	GOM_NL__2PRFIN20041128_194722_000000382032_00285_14367_6617.N1	28-NOV-2004 19:47:22	Dark	37.500	77	Eps Cen	2.3030	28000.	75	14367	No
398	GOM_NL__2PRFIN20041128_194902_000000392032_00285_14367_6618.N1	28-NOV-2004 19:49:02	Dark	39.000	10	Bet Cen	0.61000	28000.	78	14367	No
399	GOM_NL__2PRFIN20041128_195053_000000462032_00286_14368_6586.N1	28-NOV-2004 19:50:53	Dark	46.000	12	Alp1Cru	0.77500	30000.	92	14368	No
400	GOM_NL__2PRFIN20041128_195332_000000402032_00286_14368_6587.N1	28-NOV-2004 19:53:32	Dark	39.500	124	The Car	2.7640	30000.	79	14368	No
401	GOM_NL__2PRFIN20041128_195512_000000422032_00286_14368_6588.N1	28-NOV-2004 19:55:12	Dark	42.000	159	Ups Car	2.9200	7200.0	84	14368	No
402	GOM_NL__2PRFIN20041128_195807_000000552032_00286_14368_6589.N1	28-NOV-2004 19:58:07	Dark	54.500	41	Eps Car	1.8600	4100.0	109	14368	No
403	GOM_NL__2PRFIN20041128_200000_000000542032_00286_14368_6590.N1	28-NOV-2004 20:00:00	Dark	54.000	34	Gam2Vel	1.7930	23000.	108	14368	No
404	GOM_NL__2PRFIN20041128_200140_000000582032_00286_14368_6591.N1	28-NOV-2004 20:01:40	Dark	58.000	70	Zet Pup	2.2460	39000.	116	14368	No
405	GOM_NL__2PRFIN20041128_200332_000000582032_00286_14368_6592.N1	28-NOV-2004 20:03:32	Dark	58.000	2	Alp Car	-0.73600	7000.0	116	14368	No
406	GOM_NL__2PRFIN20041128_200514_000000762032_00286_14368_6593.N1	28-NOV-2004 20:05:14	Dark	75.500	117	Pi Pup	2.7060	3800.0	151	14368	No
407	GOM_NL__2PRFIN20041128_200904_000000742032_00286_14368_6594.N1	28-NOV-2004 20:09:04	Dark	74.000	23	21Eps CMa	1.5020	26000.	148	14368	No
408	GOM_NL__2PRFIN20041128_201117_000000802032_00286_14368_6595.N1	28-NOV-2004 20:11:17	Straylight	80.000	179	24Omi2CMa	3.0320	24000.	160	14368	No
409	GOM_NL__2PRFIN20041128_201545_000001162032_00286_14368_6596.N1	28-NOV-2004 20:15:45	Straylight	116.00	1	9Alp CMa	-1.4400	11000.	232	14368	No
410	GOM_NL__2PRFIN20041128_201934_000000662032_00286_14368_6597.N1	28-NOV-2004 20:19:34	Straylight	65.500	7	19Bet Ori	0.10000	14000.	131	14368	No
411	GOM_NL__2PRFIN20041128_202244_000000732032_00286_14368_6598.N1	28-NOV-2004 20:22:44	Twilight_stray	72.500	30	46Eps Ori	1.6940	30000.	145	14368	No
412	GOM_NL__2PRFIN20041128_202531_000000652032_00286_14368_6599.N1	28-NOV-2004 20:25:31	Twilight_stray	64.500	27	24Gam Ori	1.6360	26000.	129	14368	No
413	GOM_NL__2PRFIN20041128_202741_000000572032_00286_14368_6600.N1	28-NOV-2004 20:27:41	Bright	56.500	13	87Alp Tau	0.86700	3800.0	113	14368	No
414	GOM_NL__2PRFIN20041128_202913_000000402032_00286_14368_6601.N1	28-NOV-2004 20:29:13	Bright	39.500	146	25Eta Tau	2.8730	15200.	79	14368	No
415	GOM_NL__2PRFIN20041128_203137_000000402032_00286_14368_6602.N1	28-NOV-2004 20:31:37	Bright	39.500	150	44Zet Per	2.8900	28000.	79	14368	No
416	GOM_NL__2PRFIN20041128_203346_000000392032_00286_14368_6603.N1	28-NOV-2004 20:33:46	Bright	38.500	79	26Bet Per	2.3100	13100.	77	14368	No
417	GOM_NL__2PRFIN20041128_203932_000000372032_00286_14368_6604.N1	28-NOV-2004 20:39:32	Bright	37.000	110	37Del Cas	2.6780	8900.0	74	14368	No
418	GOM_NL__2PRFIN20041128_204721_000000382032_00286_14368_6605.N1	28-NOV-2004 20:47:21	Bright	37.500	49	1Alp UMi	1.9900	6300.0	75	14368	No
419	GOM_NL__2PRFIN20041128_205200_000000382032_00286_14368_6606.N1	28-NOV-2004 20:52:00	Bright	38.000	60	7Bet UMi	2.0810	3950.0	76	14368	No
420	GOM_NL__2PRFIN20041128_205409_000000462032_00286_14368_6607.N1	28-NOV-2004 20:54:09	Bright	46.000	36	50Alp UMa	1.8000	6300.0	92	14368	No
421	GOM_NL__2PRFIN20041128_205545_000000482032_00286_14368_6608.N1	28-NOV-2004 20:55:45	Bright	47.500	82	48Bet UMa	2.3650	10600.	95	14368	No
422	GOM_NL__2PRFIN20041128_205739_000000372032_00286_14368_6609.N1	28-NOV-2004 20:57:39	Bright	37.000	55	79Zet UMa	2.0600	10200.	74	14368	No
423	GOM_NL__2PRFIN20041128_205917_000000362032_00286_14368_6610.N1	28-NOV-2004 20:59:17	Bright	36.000	39	85Eta UMa	1.8540	24000.	72	14368	No
424	GOM_NL__2PRFIN20041128_210208_000000362032_00286_14368_6611.N1	28-NOV-2004 21:02:08	Bright	35.500	180	27Gam Boo	3.0400	8000.0	71	14368	No
425	GOM_NL__2PRFIN20041128_210508_000000362032_00286_14368_6612.N1	28-NOV-2004 21:05:08	Bright	36.000	83		2.3780	11000.	72	14368	No
426	GOM_NL__2PRFIN20041128_210739_000000362032_00286_14368_6613.N1	28-NOV-2004 21:07:39	Bright	35.500	3	16Alp Boo	-0.050000	4250.0	71	14368	No
427	GOM_NL__2PRFIN20041128_211101_000000672032_00286_14368_6614.N1	28-NOV-2004 21:11:01	Bright	67.000	96	68Del Leo	2.5600	9300.0	134	14368	No
428	GOM_NL__2PRFIN20041128_211554_000002092032_00286_14368_6615.N1	28-NOV-2004 21:15:54	Straylight	209.00	51	41Gam1Leo	2.0100	4500.0	418	14368	No
429	GOM_NL__2PRFIN20041128_212058_000000502032_00286_14368_6616.N1	28-NOV-2004 21:20:58	Twilight_stray	49.500	100	4Gam Crv	2.5800	13100.	99	14368	No
430	GOM_NL__2PRFIN20041128_212352_000000422032_00286_14368_6617.N1	28-NOV-2004 21:23:52	Dark	42.000	123	lot Cen	2.7500	10200.	84	14368	No
431	GOM_NL__2PRFIN20041128_212758_000000382032_00286_14368_6618.N1	28-NOV-2004 21:27:58	Dark	38.000	77	Eps Cen	2.3030	28000.	76	14368	No
432	GOM_NL__2PRFIN20041128_212938_000000432032_00286_14368_6619.N1	28-NOV-2004 21:29:38	Dark	42.500	10	Bet Cen	0.61000	28000.	85	14368	No
433	GOM_NL__2PRFIN20041128_213129_000000382032_00287_14369_6472.N1	28-NOV-2004 21:31:29	Dark	38.000	12	Alp1Cru	0.77500	30000.	76	14369	No
434	GOM_NL__2PRFIN20041128_213407_000000402032_00287_14369_6473.N1	28-NOV-2004 21:34:07	Dark	39.500	124	The Car	2.7640	30000.	79	14369	No
435	GOM_NL__2PRFIN20041128_213547_000000422032_00287_14369_6474.N1	28-NOV-2004 21:35:47	Dark	41.500	159	Ups Car	2.9200	7200.0	83	14369	No
436	GOM_NL__2PRFIN20041128_213843_000000462032_00287_14369_6475.N1	28-NOV-2004 21:38:43	Dark	46.000	41	Eps Car	1.8600	4100.0	92	14369	No
437	GOM_NL__2PRFIN20041128_214036_000000522032_00287_14369_6476.N1	28-NOV-2004 21:40:36	Dark	52.000	34	Gam2Vel	1.7930	23000.	104	14369	No
438	GOM_NL__2PRFIN20041128_214215_000000632032_00287_14369_6477.N1	28-NOV-2004 21:42:15	Dark	63.000	70	Zet Pup	2.2460	39000.	126	14369	No
439	GOM_NL__2PRFIN20041128_214407_000000582032_00287_14369_6478.N1	28-NOV-2004 21:44:07	Dark	58.000	2	Alp Car	-0.73600	7000.0	116	14369	No
440	GOM_NL__2PRFIN20041128_214550_000000642032_00287_14369_6479.N1	28-NOV-2004 21:45:50	Dark	63.500	117	Pi Pup	2.7060	3800.0	127	14369	No
441	GOM_NL__2PRFIN20041128_214942_000000722032_00287_14369_6480.N1	28-NOV-2004 21:49:42	Dark	72.000	23	21Eps CMa	1.5020	26000.	144	14369	No
442	GOM_NL__2PRFIN20041128_215154_000000792032_00287_14369_6481.N1	28-NOV-2004 21:51:54	Straylight	78.500	179	24Omi2CMa	3.0320	24000.	157	14369	No
443	GOM_NL__2PRFIN20041128_215622_000001032032_00287_14369_6482.N1	28-NOV-2004 21:56:22	Straylight	103.00	1	9Alp CMa	-1.4400	11000.	206	14369	No
444	GOM_NL__2PRFIN20041128_220009_000000622032_00287_14369_6483.N1	28-NOV-2004 22:00:09	Straylight	62.000	7	19Bet Ori	0.10000	14000.	124	14369	No
445	GOM_NL__2PRFIN20041128_220320_000000702032_00287_14369_6484.N1	28-NOV-2004 22:03:20	Twilight_stray	70.000	30	46Eps Ori	1.6940	30000.	140	14369	No
446	GOM_NL__2PRFIN20041128_220606_000000632032_00287_14369_6485.N1	28-NOV-2004 22:06:06	Twilight_stray	62.500	27	24Gam Ori	1.6360	26000.	125	14369	No
447	GOM_NL__2PRFIN20041128_220817_000000542032_00287_14369_6486.N1	28-NOV-2004 22:08:17	Bright	54.000	13	87Alp Tau	0.86700	3800.0	108	14369	No
448	GOM_NL__2PRFIN20041128_220947_000000432032_00287_14369_6487.N1	28-NOV-2004 22:09:47	Bright	42.500	146	25Eta Tau	2.8730	15200.	85	14369	No
449	GOM_NL__2PRFIN20041128_221212_000000392032_00287_14369_6488.N1	28-NOV-2004 22:12:12	Bright	39.000	150	44Zet Per	2.8900	28000.	78	14369	No
450	GOM_NL__2PRFIN20041128_221421_000000382032_00287_14369_6489.N1	28-NOV-2004 22:14:21	Bright	38.000	79	26Bet Per	2.3100	13100.	76	14369	No
451	GOM_NL__2PRFIN20041128_222008_000000372032_00287_14369_6490.N1	28-NOV-2004 22:20:08	Bright	37.000	110	37Del Cas	2.6780	8900.0	74	14369	No
452	GOM_NL__2PRFIN20041128_222756_000000382032_00287_14369_6491.N1	28-NOV-2004 22:27:56	Bright	37.500	49	1Alp UMi	1.9900	6300.0	75	14369	No
453	GOM_NL__2PRFIN20041128_223235_000000362032_00287_14369_6492.N1	28-NOV-2004 22:32:35	Bright	36.000	60	7Bet UMi	2.0810	3950.0	72	14369	No
454	GOM_NL__2PRFIN20041128_223444_000000472032_00287_14369_6493.N1	28-NOV-2004 22:34:44	Bright	47.000	36	50Alp UMa	1.8000	6300.0	94	14369	No
455	GOM_NL__2PRFIN20041128_223620_000000482032_00287_14369_6494.N1	28-NOV-2004 22:36:20	Bright	47.500	82	48Bet UMa	2.3650	10600.	95	14369	No

456	GOM_NL__2PRFIN20041128_223814_000000412032_00287_14369_6495.N1	28-NOV-2004 22:38:14	Bright	40.500	55	79Zet UMa	2.0600	10200.	81	14369	No
457	GOM_NL__2PRFIN20041128_223952_000000392032_00287_14369_6496.N1	28-NOV-2004 22:39:52	Bright	39.000	39	85Eta UMa	1.8540	24000.	78	14369	No
458	GOM_NL__2PRFIN20041128_224244_000000362032_00287_14369_6497.N1	28-NOV-2004 22:42:44	Bright	36.000	180	27Gam Boo	3.0400	8000.0	72	14369	No
459	GOM_NL__2PRFIN20041128_224544_000000362032_00287_14369_6498.N1	28-NOV-2004 22:45:44	Bright	36.000	83		2.3780	11000.	72	14369	No
460	GOM_NL__2PRFIN20041128_224815_000000362032_00287_14369_6499.N1	28-NOV-2004 22:48:15	Bright	35.500	3	16Alp Boo	-0.050000	4250.0	71	14369	No
461	GOM_NL__2PRFIN20041128_225138_000000682032_00287_14369_6500.N1	28-NOV-2004 22:51:38	Bright	67.500	96	68Del Leo	2.5600	9300.0	135	14369	No
462	GOM_NL__2PRFIN20041128_225633_000002152032_00287_14369_6501.N1	28-NOV-2004 22:56:33	Straylight	215.00	51	41Gam1Leo	2.0100	4500.0	430	14369	No
463	GOM_NL__2PRFIN20041128_230134_000000482032_00287_14369_6502.N1	28-NOV-2004 23:01:34	Twilight_and_stray	48.000	100	4Gam Crv	2.5800	13100.	96	14369	No
464	GOM_NL__2PRFIN20041128_230427_000000432032_00287_14369_6503.N1	28-NOV-2004 23:04:27	Dark	43.000	123	lot Cen	2.7500	10200.	86	14369	No
465	GOM_NL__2PRFIN20041128_230834_000000412032_00287_14369_6504.N1	28-NOV-2004 23:08:34	Dark	40.500	77	Eps Cen	2.3030	28000.	81	14369	No
466	GOM_NL__2PRFIN20041128_231014_000000412032_00287_14369_6505.N1	28-NOV-2004 23:10:14	Dark	41.000	10	Bet Cen	0.61000	28000.	82	14369	No
467	GOM_NL__2PRFIN20041128_231204_000000462032_00288_14370_6472.N1	28-NOV-2004 23:12:04	Dark	45.500	12	Alp1Cru	0.77500	30000.	91	14370	No
468	GOM_NL__2PRFIN20041128_231919_000000522032_00288_14370_6473.N1	28-NOV-2004 23:19:19	Dark	52.000	41	Eps Car	1.8600	4100.0	104	14370	No
469	GOM_NL__2PRFIN20041128_232113_000000532032_00288_14370_6474.N1	28-NOV-2004 23:21:13	Dark	52.500	34	Gam2Vel	1.7930	23000.	105	14370	No
470	GOM_NL__2PRFIN20041128_232252_000000612032_00288_14370_6475.N1	28-NOV-2004 23:22:52	Dark	61.000	70	Zet Pup	2.2460	39000.	122	14370	No
471	GOM_NL__2PRFIN20041128_232443_000000512032_00288_14370_6476.N1	28-NOV-2004 23:24:43	Dark	51.000	2	Alp Car	-0.73600	7000.0	102	14370	No
472	GOM_NL__2PRFIN20041128_232625_000000652032_00288_14370_6477.N1	28-NOV-2004 23:26:25	Dark	64.500	117	Pi Pup	2.7060	3800.0	129	14370	No
473	GOM_NL__2PRFIN20041128_233019_000000742032_00288_14370_6478.N1	28-NOV-2004 23:30:19	Dark	74.000	23	21Eps CMa	1.5020	26000.	148	14370	No
474	GOM_NL__2PRFIN20041128_233231_000000762032_00288_14370_6479.N1	28-NOV-2004 23:32:31	Straylight	76.000	179	24Omi2CMa	3.0320	24000.	152	14370	No
475	GOM_NL__2PRFIN20041128_233658_000001062032_00288_14370_6480.N1	28-NOV-2004 23:36:58	Straylight	105.50	1	9Alp CMa	-1.4400	11000.	211	14370	No
476	GOM_NL__2PRFIN20041128_234044_000000702032_00288_14370_6481.N1	28-NOV-2004 23:40:44	Straylight	69.500	7	19Bet Ori	0.10000	14000.	139	14370	No
477	GOM_NL__2PRFIN20041128_234355_000000712032_00288_14370_6482.N1	28-NOV-2004 23:43:55	Twilight_and_stray	71.000	30	46Eps Ori	1.6940	30000.	142	14370	No
478	GOM_NL__2PRFIN20041128_234641_000000702032_00288_14370_6483.N1	28-NOV-2004 23:46:41	Twilight_and_stray	69.500	27	24Gam Ori	1.6360	26000.	139	14370	No
479	GOM_NL__2PRFIN20041128_234852_000000632032_00288_14370_6484.N1	28-NOV-2004 23:48:52	Bright	63.000	13	87Alp Tau	0.86700	3800.0	126	14370	No
480	GOM_NL__2PRFIN20041128_235023_000000402032_00288_14370_6485.N1	28-NOV-2004 23:50:23	Bright	40.000	146	25Eta Tau	2.8730	15200.	80	14370	No
481	GOM_NL__2PRFIN20041128_235247_000000422032_00288_14370_6486.N1	28-NOV-2004 23:52:47	Bright	42.000	150	44Zet Per	2.8900	28000.	84	14370	No
482	GOM_NL__2PRFIN20041128_235457_000000392032_00288_14370_6487.N1	28-NOV-2004 23:54:57	Bright	38.500	79	26Bet Per	2.3100	13100.	77	14370	No
483	GOM_NL__2PRFIN20041128_235714_000000372032_00288_14370_6488.N1	28-NOV-2004 23:57:14	Bright	37.000	175	39Del Per	3.0100	19400.	74	14370	No
484	GOM_NL__2PRFIN20041128_235831_000000382032_00288_14370_6489.N1	28-NOV-2004 23:58:31	Bright	37.500	160	23Gam Per	2.9300	4700.0	75	14370	No

3. Quality information per product

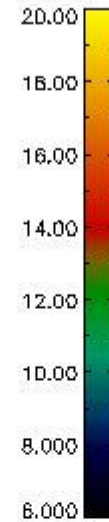
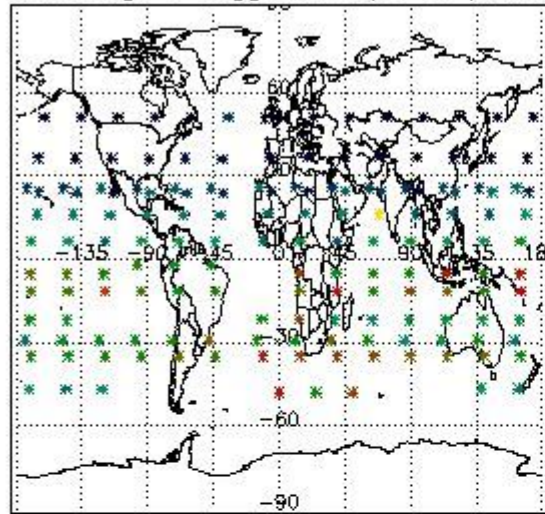
In this section it is plotted some information contained in the Quality Summary data set of the level 2 products. Only products in dark limb conditions and without errors (error flag in the MPH set to "0") are used.

3.1 Plot quality information per product (time dependant)

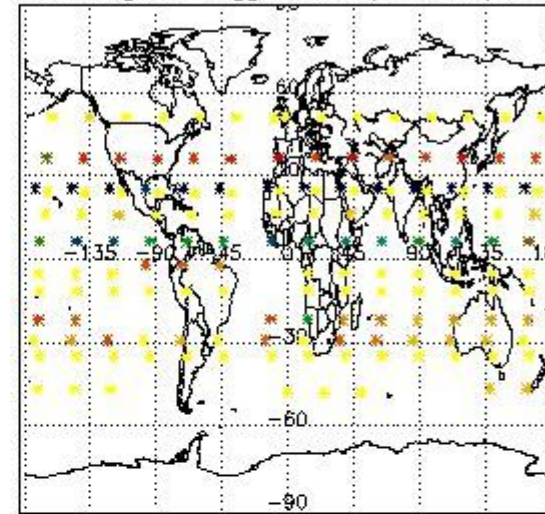


3.2 Plot quality information per product (world map)

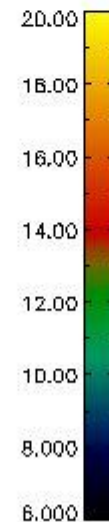
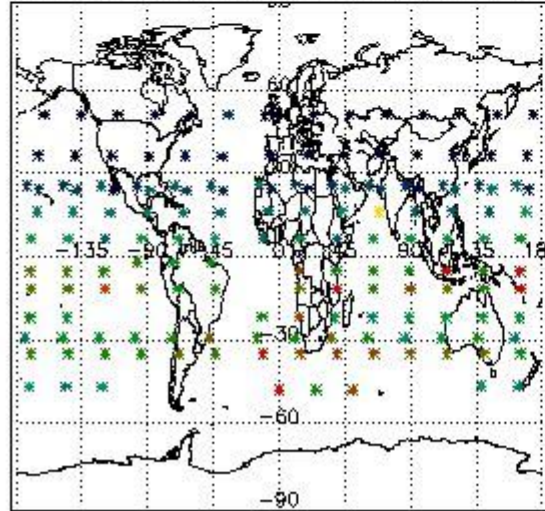
Percentage of flagged data per O3 profile



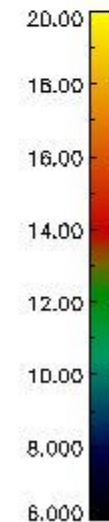
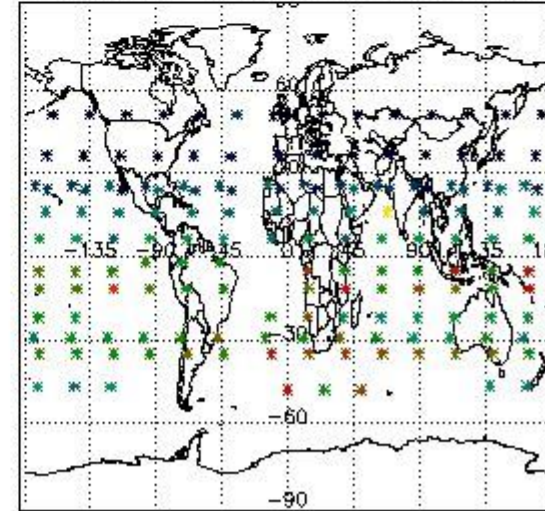
Percentage of flagged data per H2O profile



Percentage of flagged data per NO2 profile



Percentage of flagged data per NO3 profile

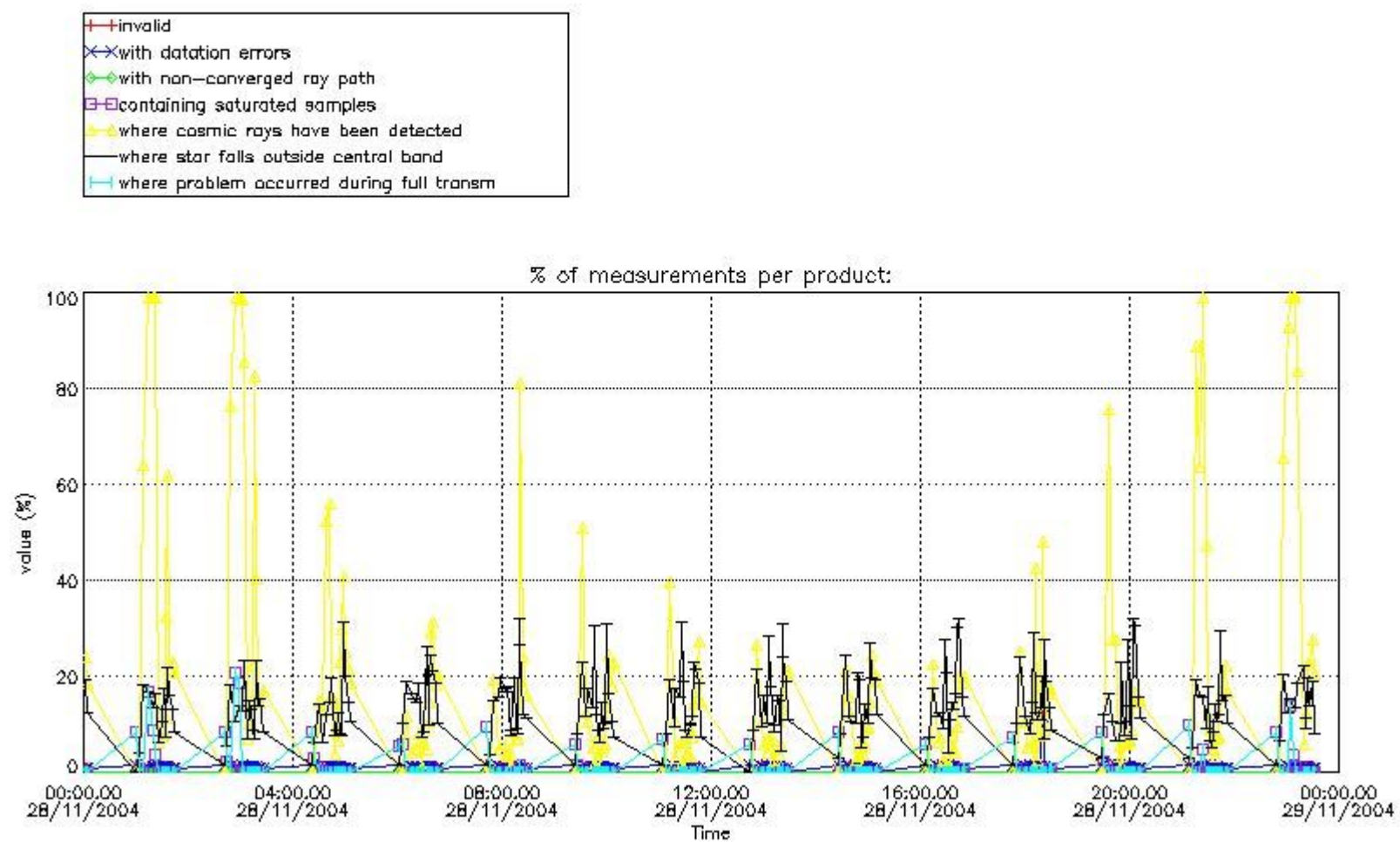


4. Level 1 quality information per product

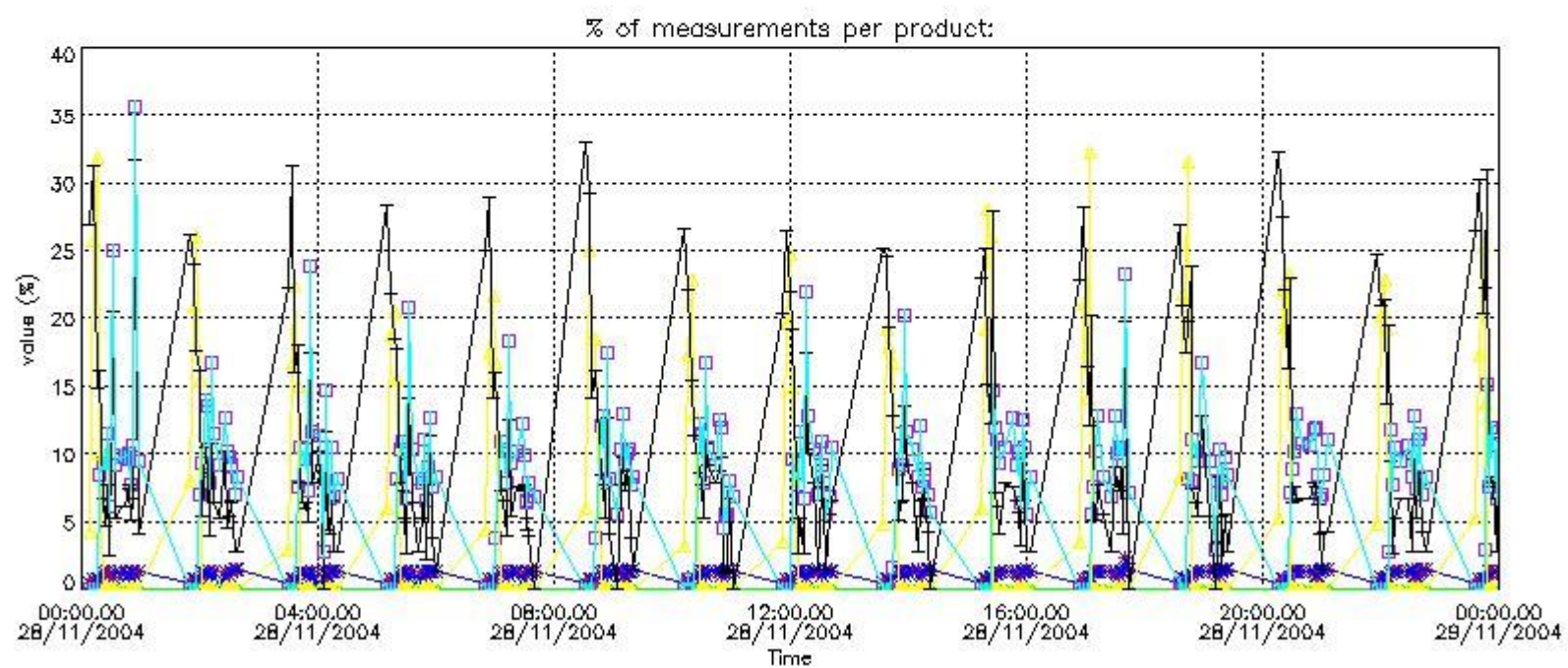
In this section it is plotted some information contained in the Quality Summary data set of the level 2 products that comes from the level 1b processing. Products without errors (error flag in the MPH set to "0") are used.

4.1 Plot quality information per product (time dependant) coming from level 1b processing

4.1.1 Plot level 1 quality information per product (time dependant): ENVISAT ASCENDING passes

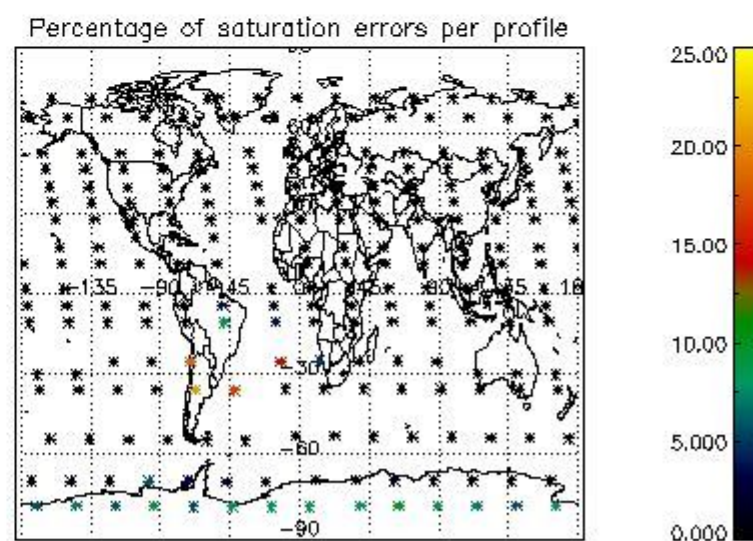
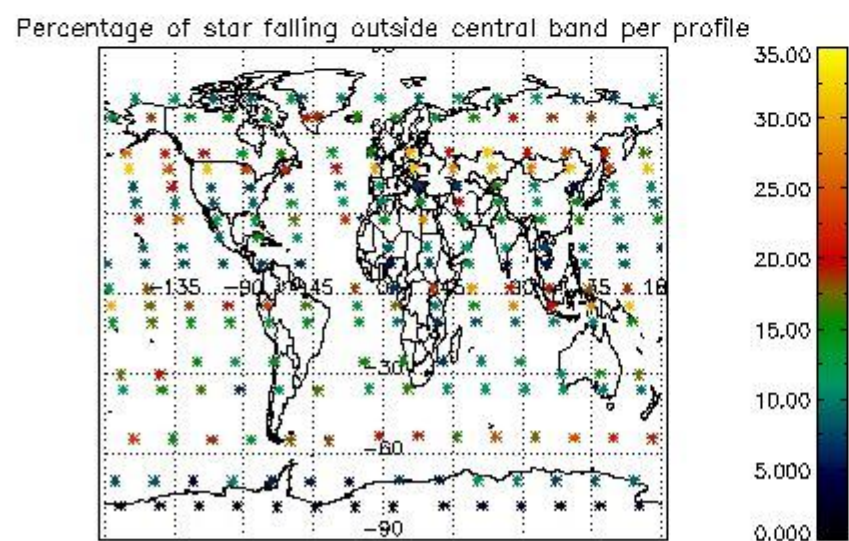
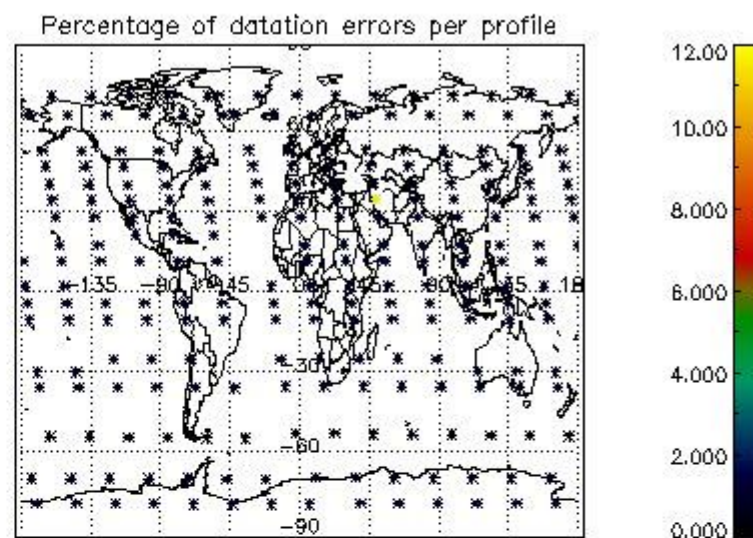
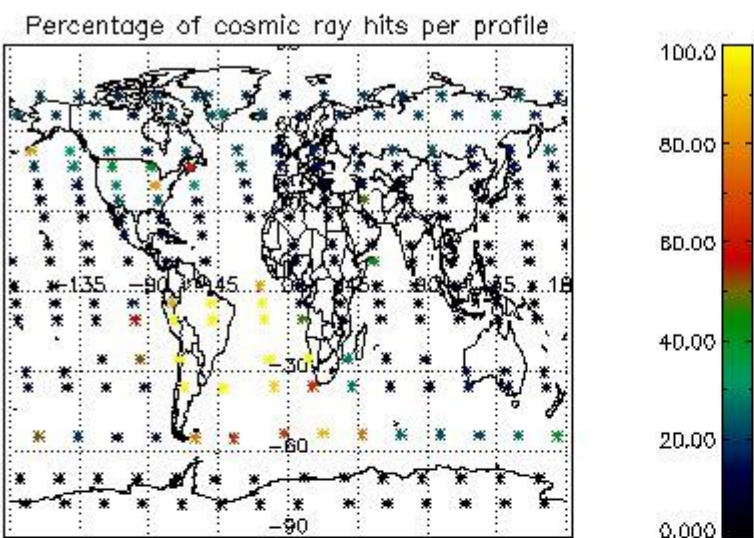


4.1.2 Plot level 1 quality information per product (time dependant): ENVI SAT DESCENDING passes

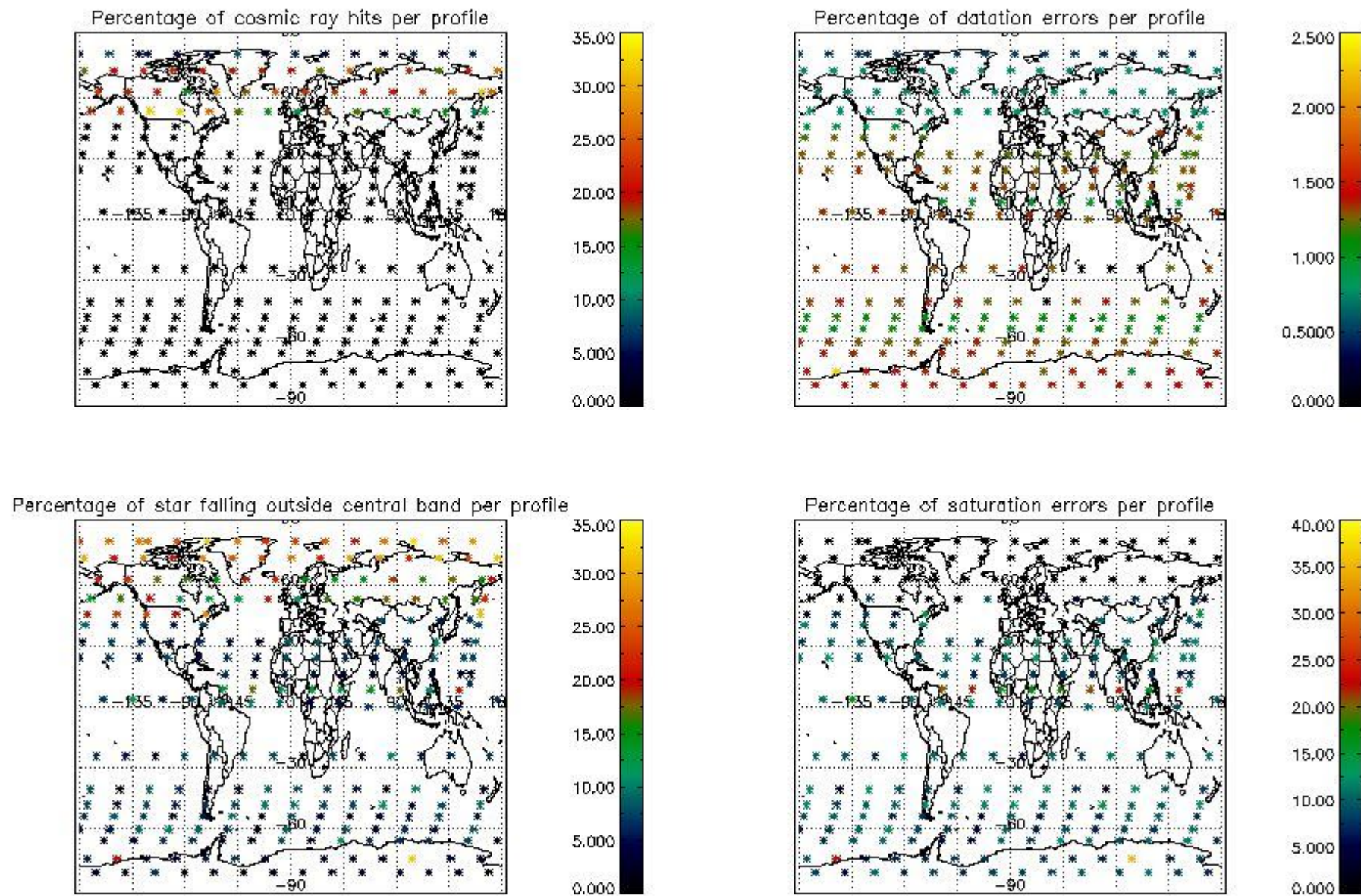


4.2 Plot quality information per product coming from level 1b processing (world map)

4.2.1 Plot level 1 quality information per product (world map): ENVISAT ASCENDING passes



4.2.2 Plot level 1 quality information per product (world map): ENVISAT DESCENDING passes



5. Trace gas profiles

5.1 Ozone statistics based on quality of products

The final quality of the products can be "measured" using the STD (Standard Deviation) attached to every point profile. This information is written to the parameter GOM_NL__2P/NL_LOCAL_SPECIES_DENSITY/o3_std of the level 2 products. The table below shows the statistics for given STD ranges.

The statistics are given with respect to the overall valid production:

- Products without fatal errors: GOM_NL__2P/MPH/PRODUCT_ERR=0
- Valid point profile: GOM_NL__2P/NL_LOCAL_SPECIES_DENSITY/pcd(0)=0

The 'Criteria' is applied to valid points of dark limb products:

- Products in dark limb illumination condition: GOM_NL__2P/NL_SUMMARY_QUALITY/obs_ill_cond=0
- Products without fatal errors: GOM_NL__2P/MPH/PRODUCT_ERR=0
- Valid point profile: GOM_NL__2P/NL_LOCAL_SPECIES_DENSITY/pcd(0)=0

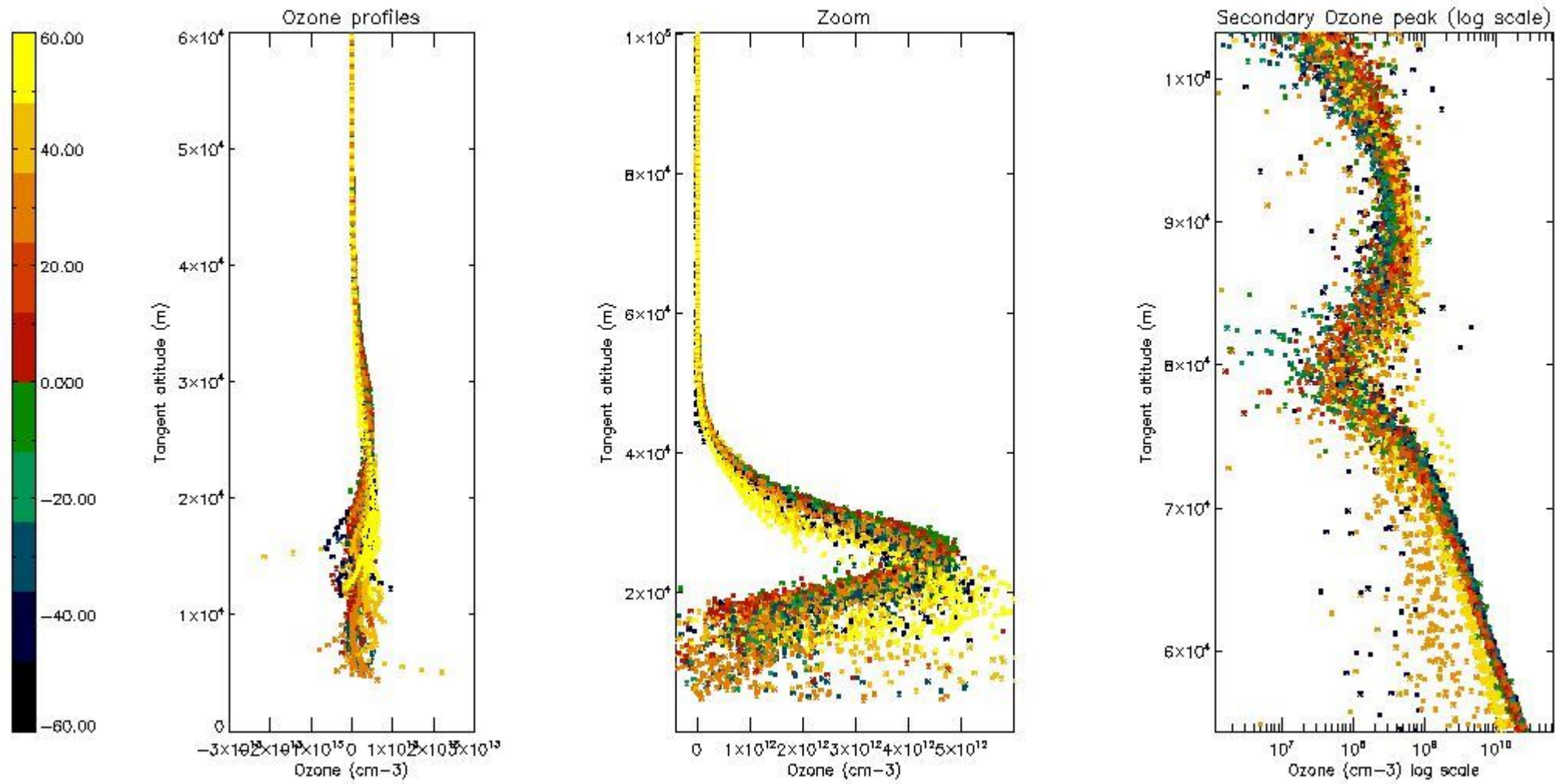
So, the table below shows the percentage of dark limb and valid observations for each criteria with respect to the overall valid daily observations.

Criteria	% of total production
All STD	30
STD < 20	19

STD < 10	16
STD < 5	12

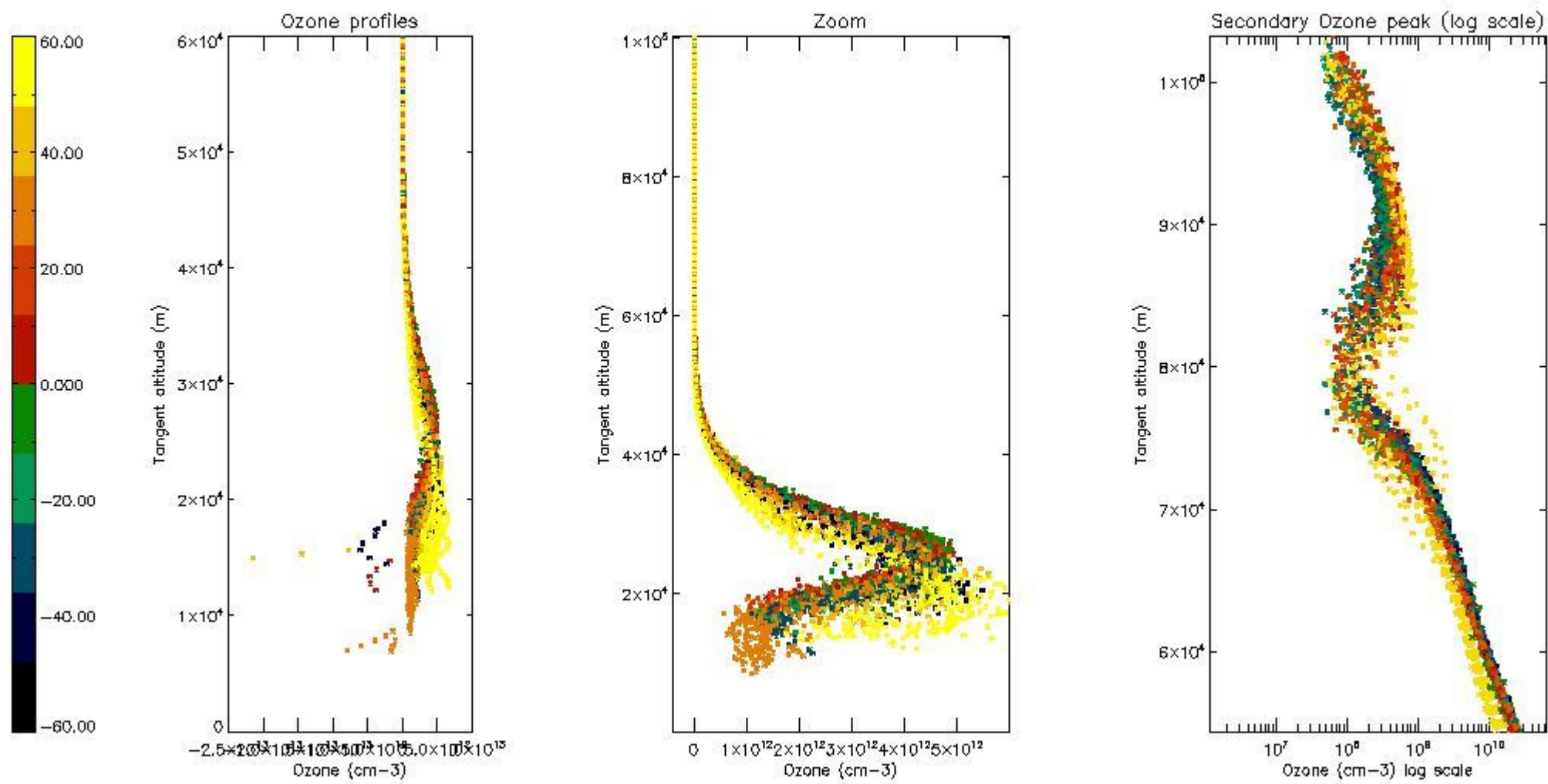
5.2 Plot ozone profiles for all STD (dark without errors)

The colorbar represents the latitude.



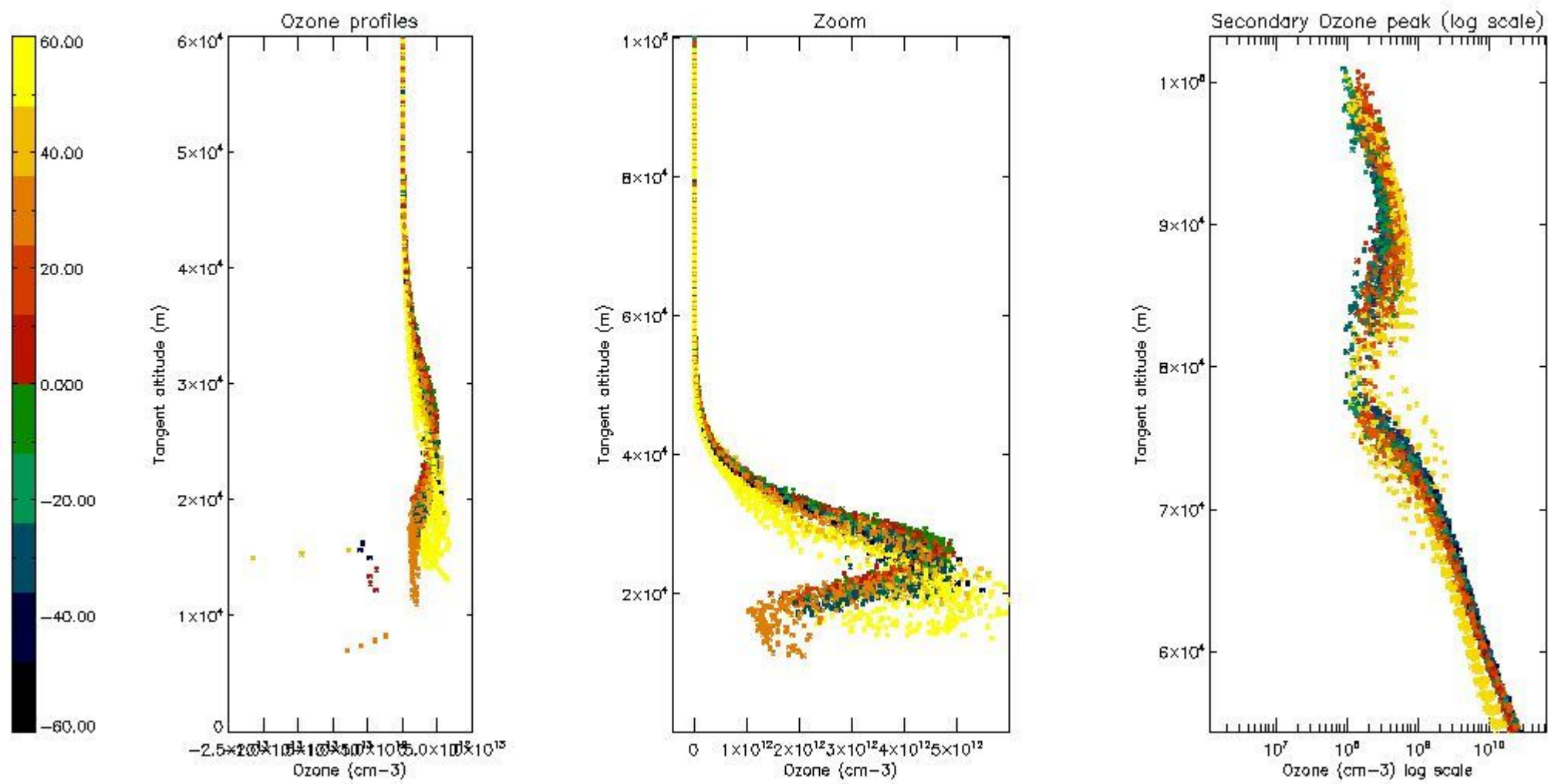
5.3 Plot ozone profiles where STD < 20% (dark without errors)

The colorbar represents the latitude.



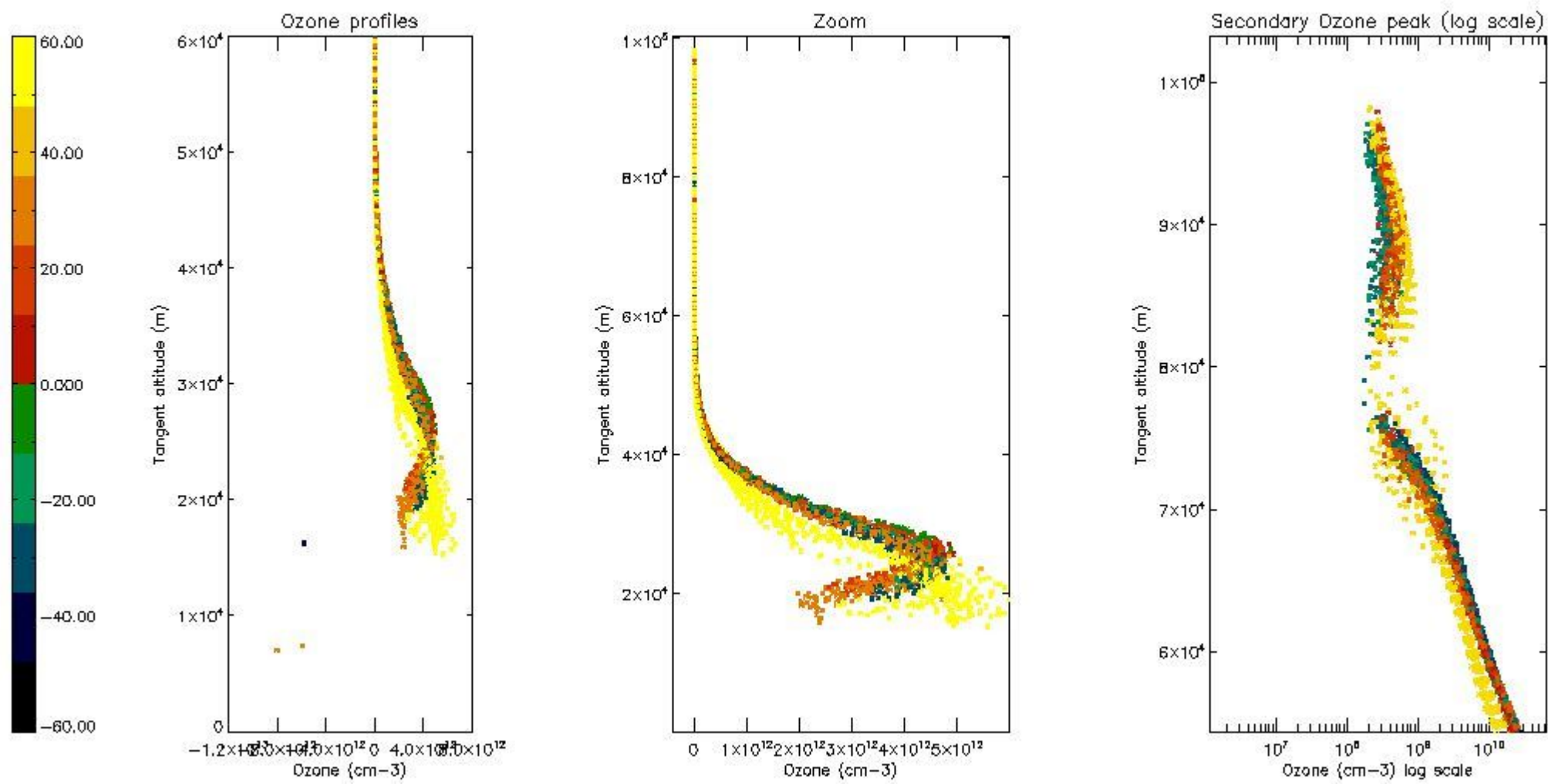
5.4 Plot ozone profiles where STD < 10% (dark without errors)

The colorbar represents the latitude.



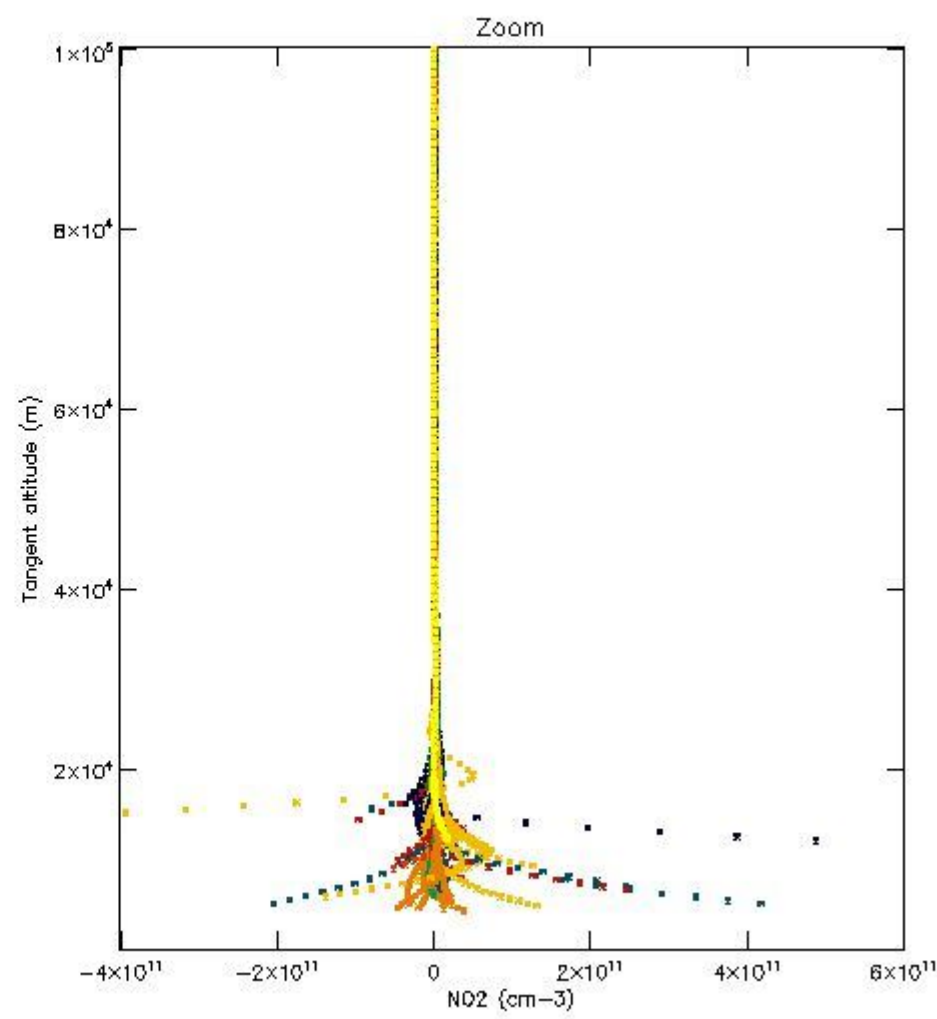
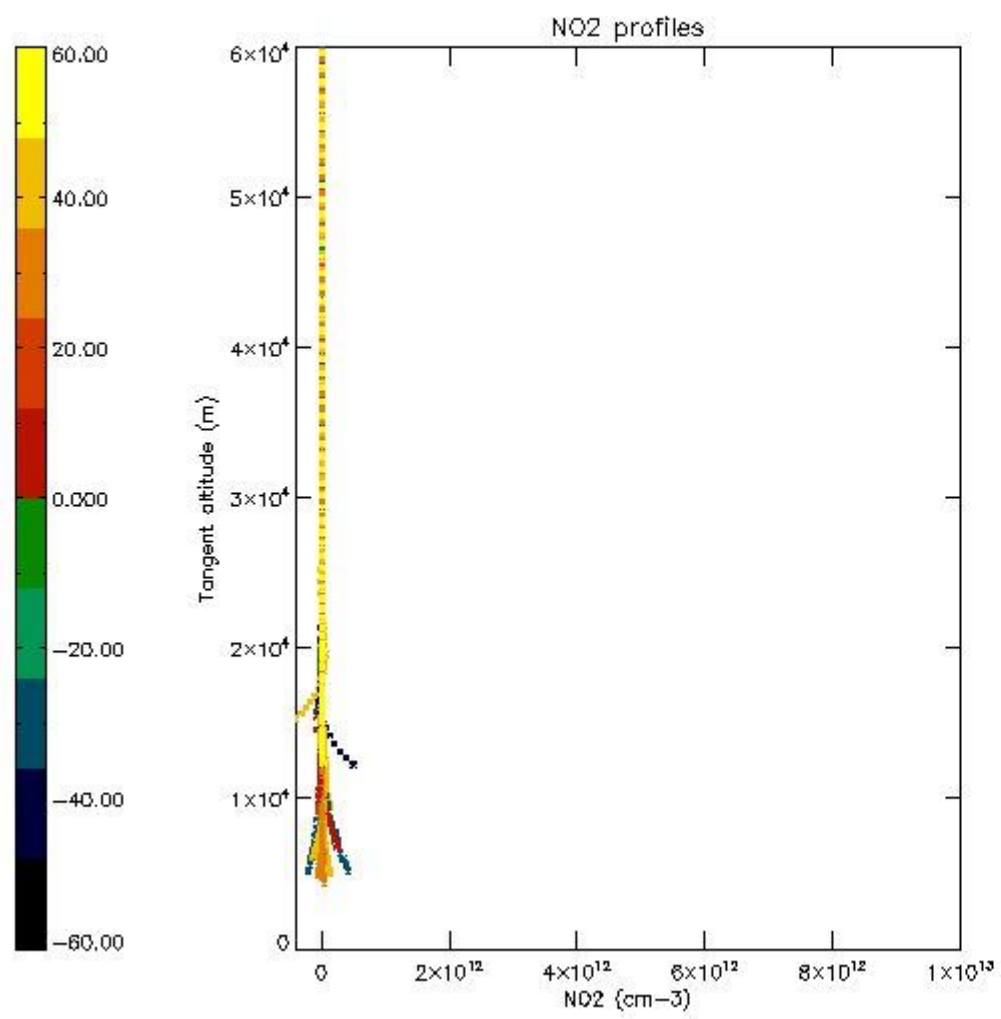
5.5 Plot ozone profiles where STD < 5% (dark without errors)

The colorbar represents the latitude.



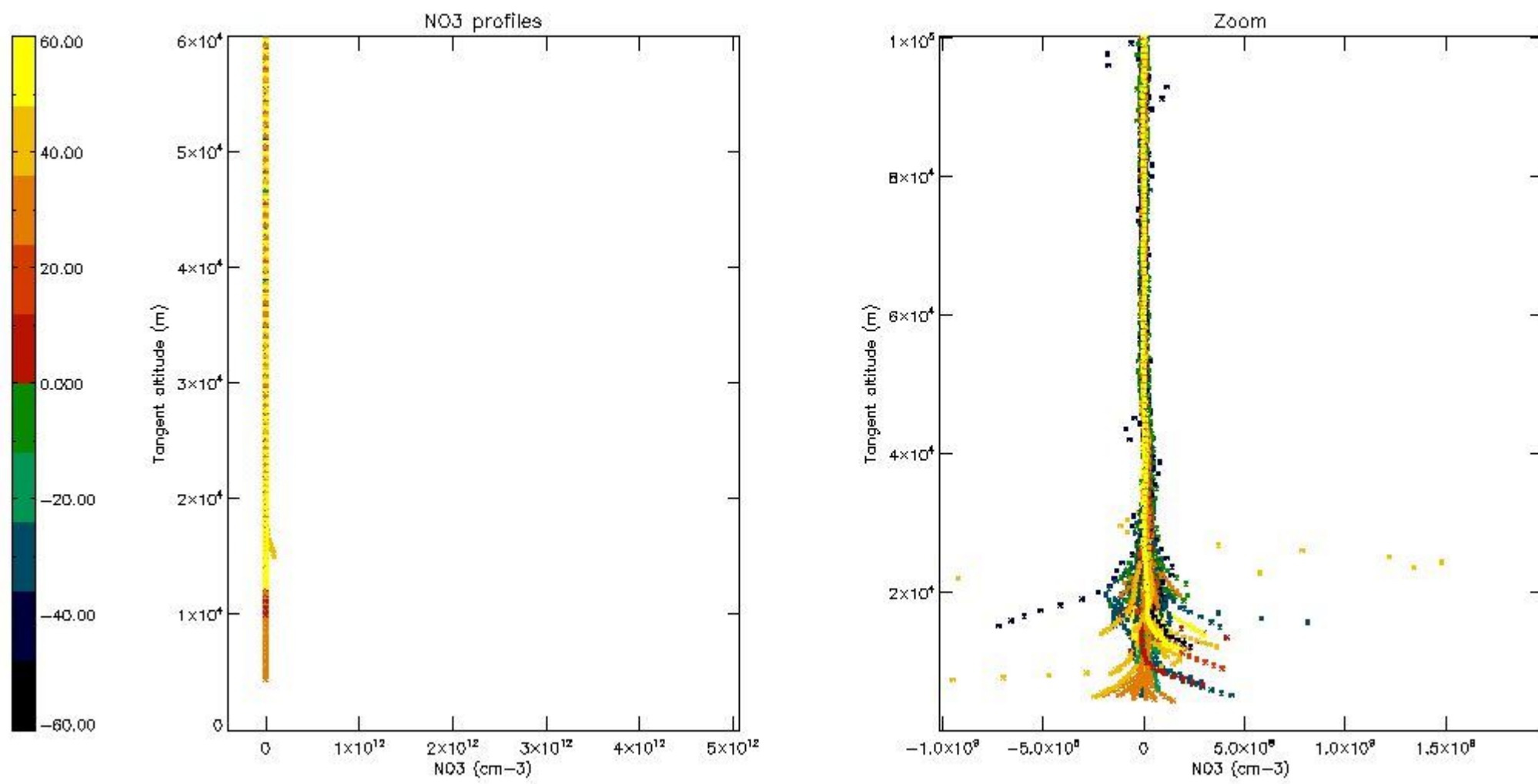
5.6 Plot NO₂ profiles for all STD (dark without errors)

The colorbar represents the latitude.



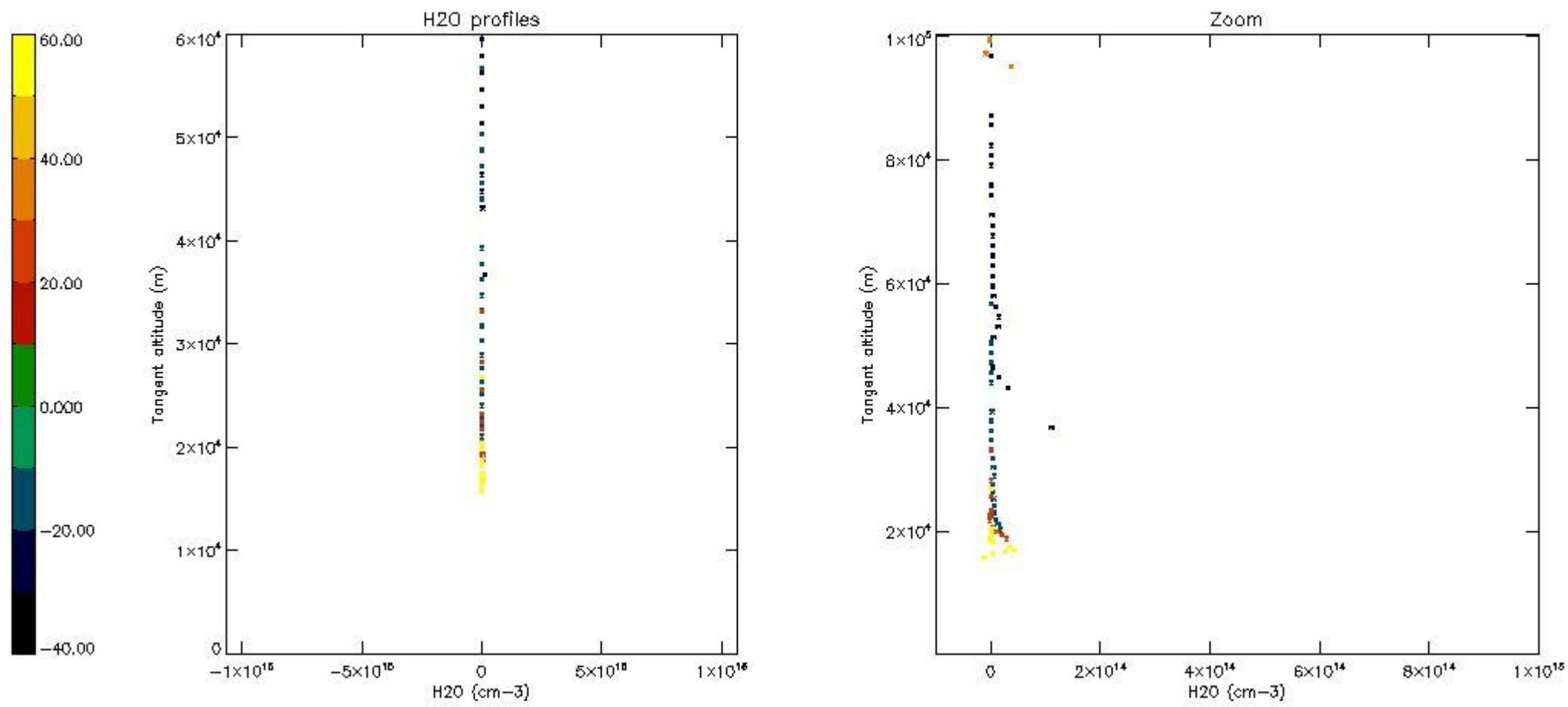
5.7 Plot NO3 profiles for all STD (dark without errors)

The colorbar represents the latitude.



5.8 Plot H₂O profiles for all STD (only for occultations of stars 1,2,3,4,13,14,16,26,63 dark without errors)

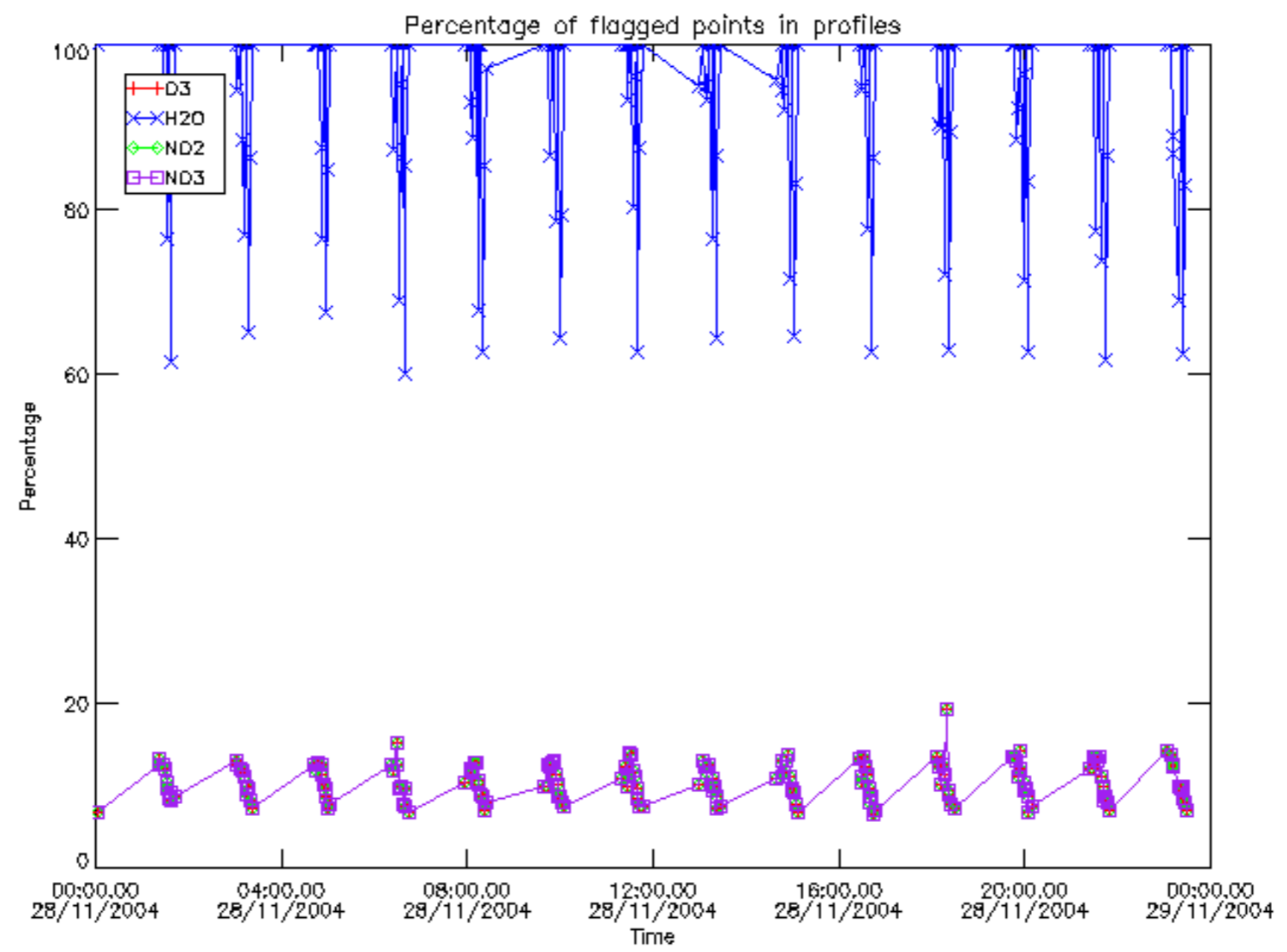
The colorbar represents the latitude.



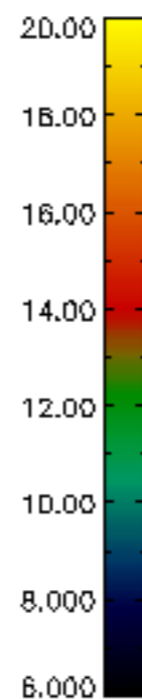
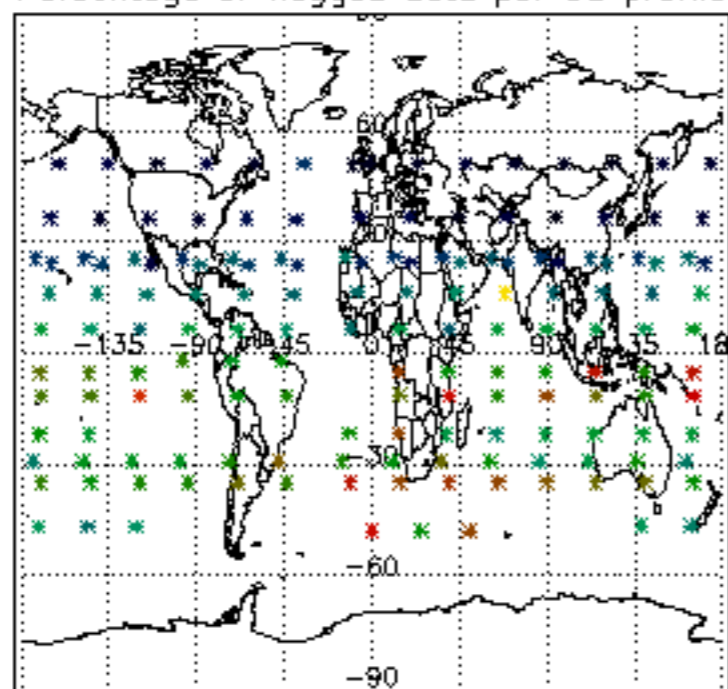
6. Auxiliary Data Files used for the production reported in section 2

The number reported in the third column indicates since which file (see list in section 2) the corresponding auxiliary file has been used. The fourth column is the date of those product files.

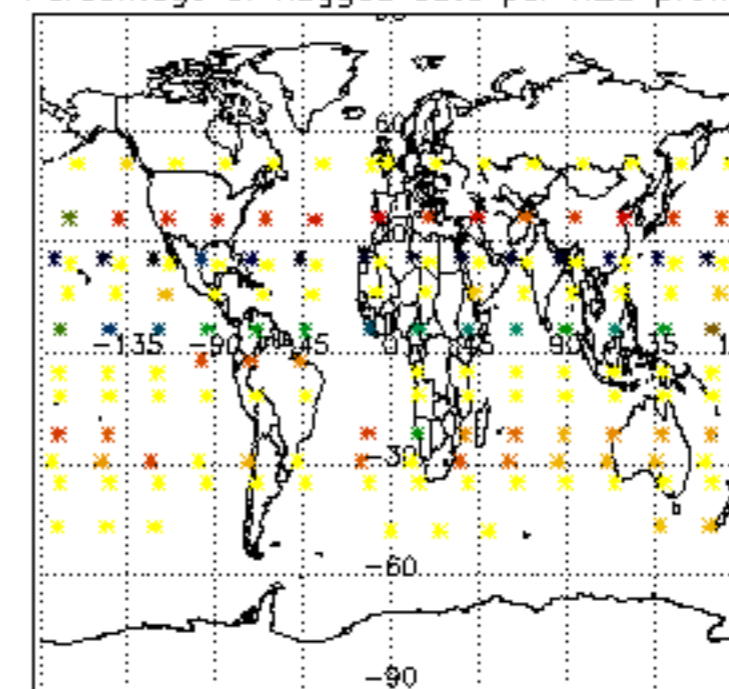
Type	Auxiliary Filename	Used since product	Used since product date
INST_PHYS_CHARACTERISTICS	GOM_INS_AXVIEC20091111_143220_20030716_120000_20500101_000000	1	28-NOV-2004 00:01:46
LEVEL-2_PROC_CONFIG	GOM_PR2_AXVIEC20091111_152718_20020301_000000_20500101_000000	1	28-NOV-2004 00:01:46
CROSS_SECTIONS_FILE	GOM_CRS_AXVIEC20091111_154832_20020301_000000_20500101_000000	1	28-NOV-2004 00:01:46



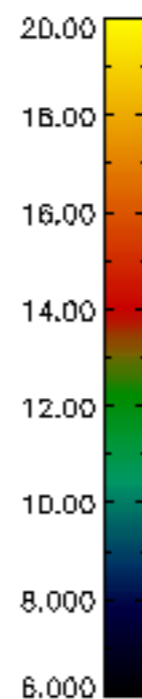
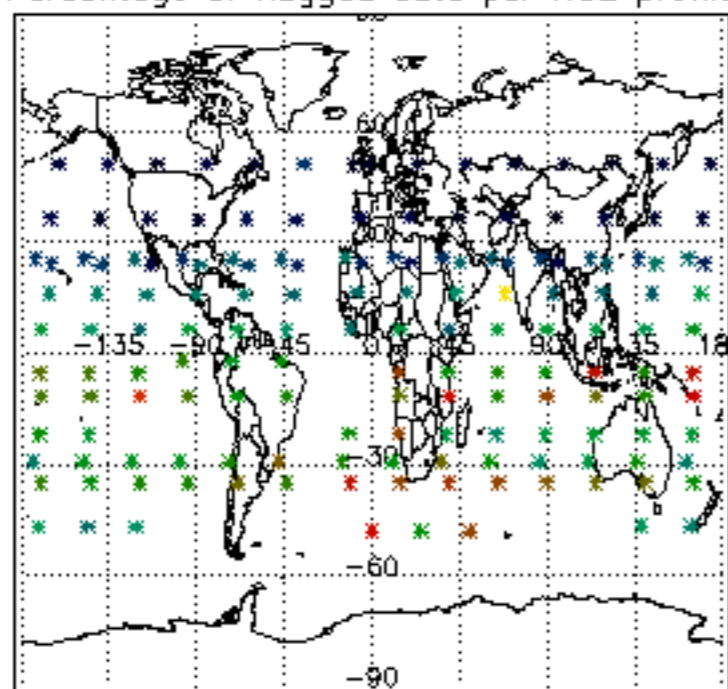
Percentage of flagged data per D3 profile



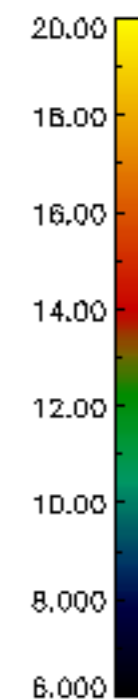
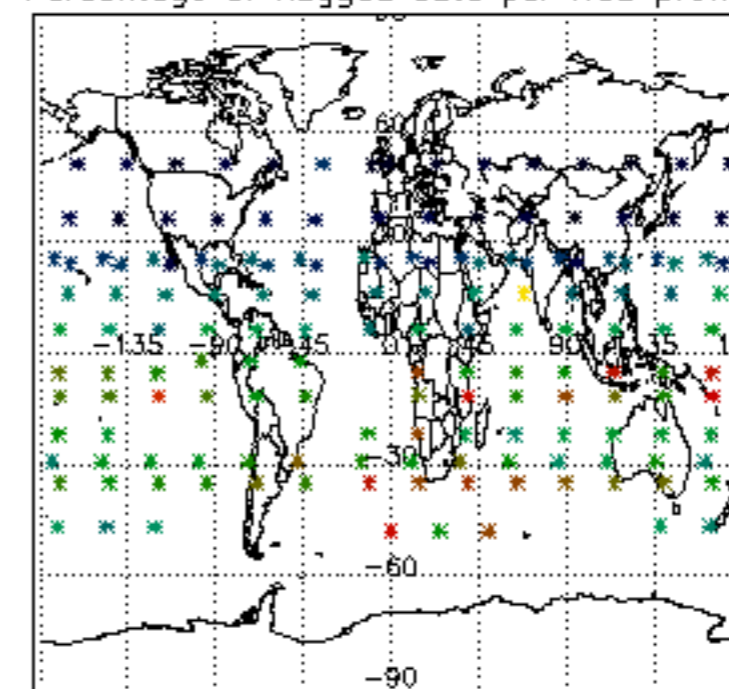
Percentage of flagged data per H2O profile

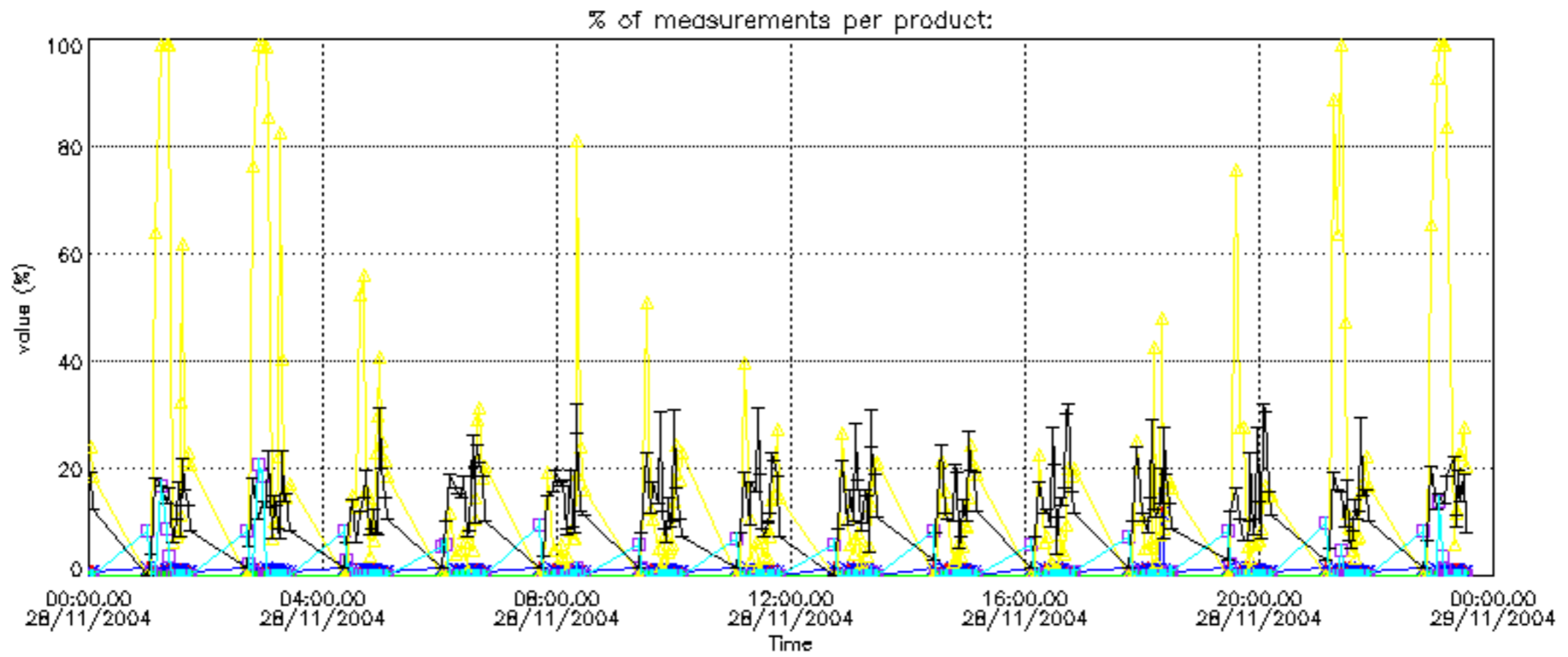


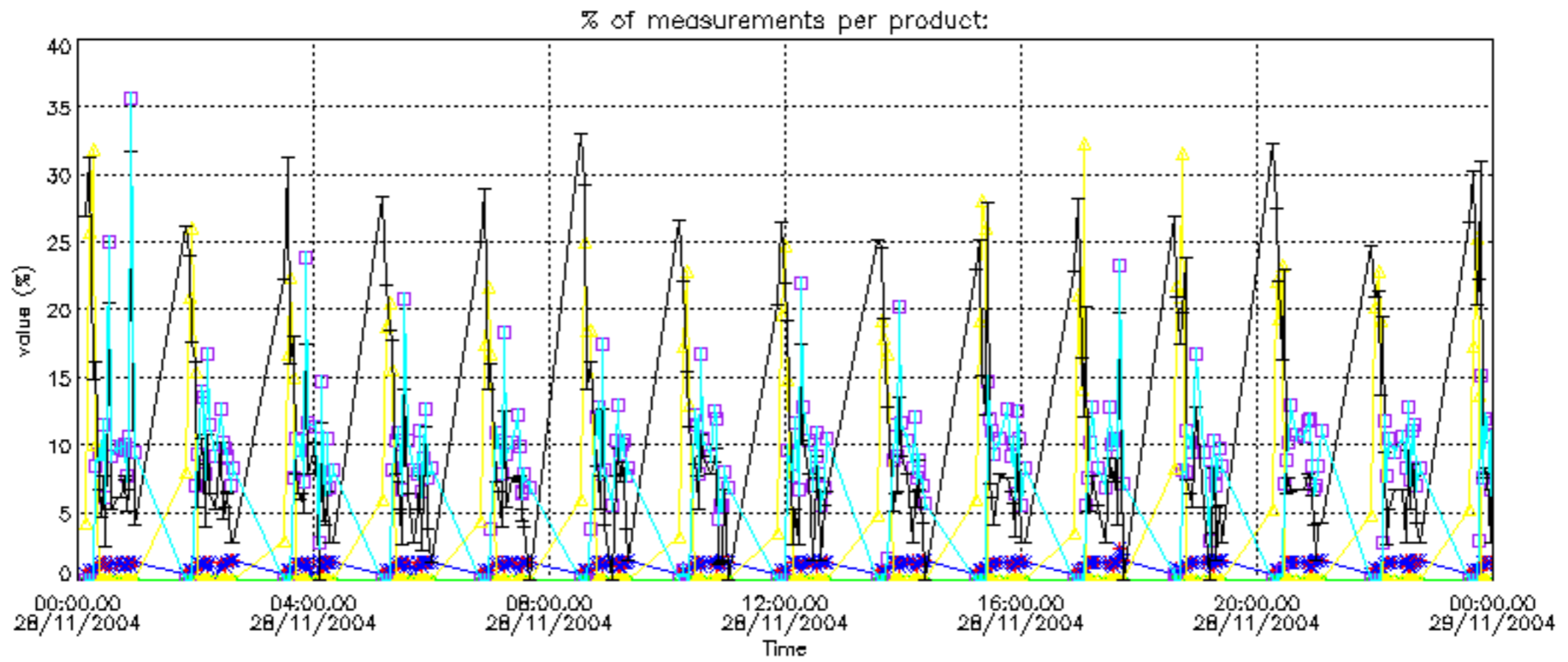
Percentage of flagged data per NO2 profile



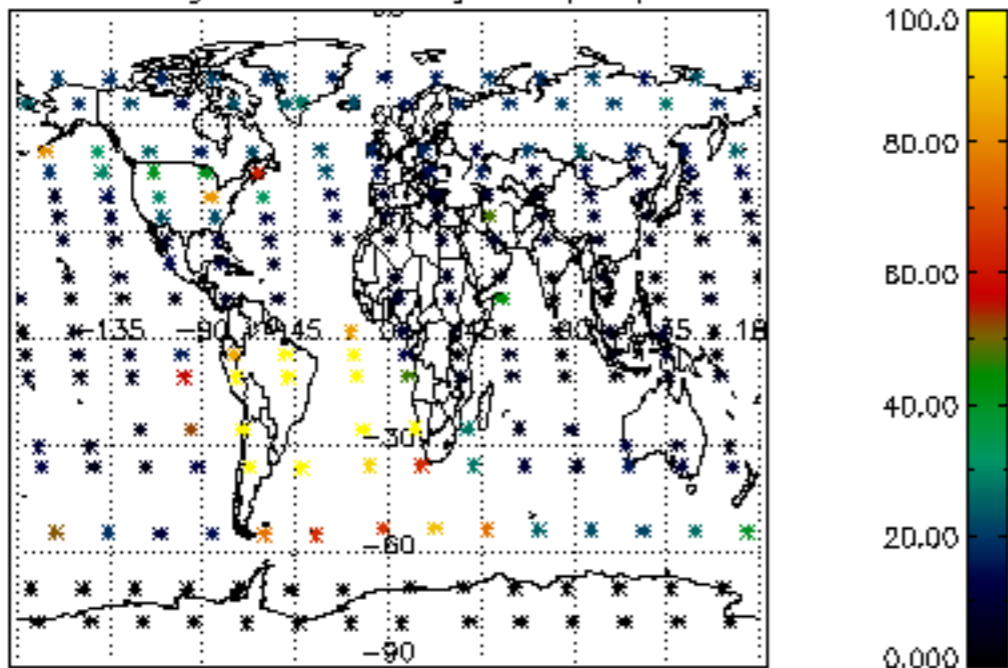
Percentage of flagged data per NO3 profile



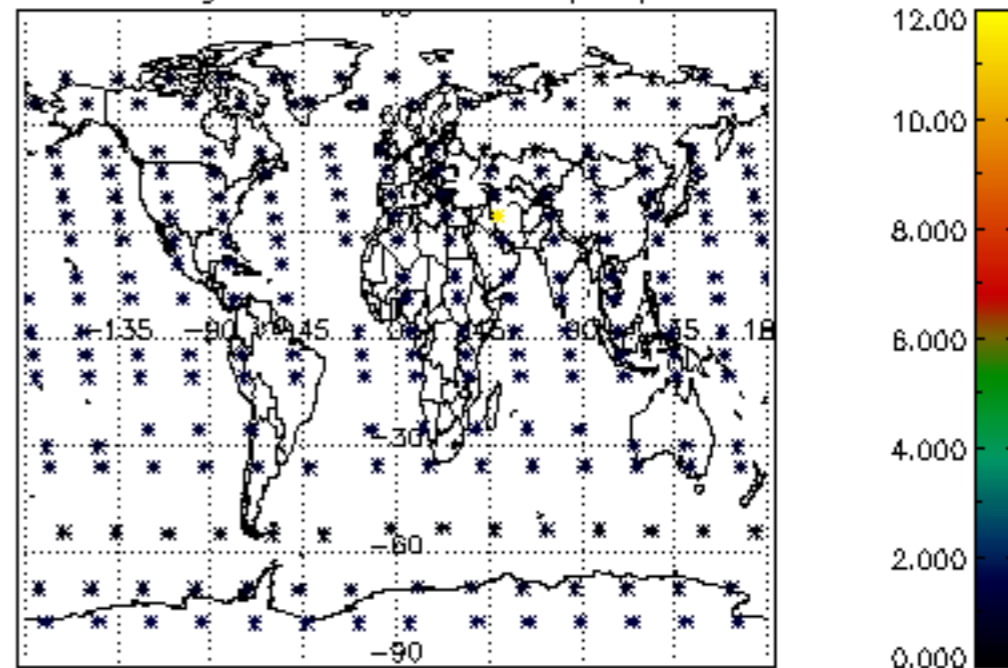




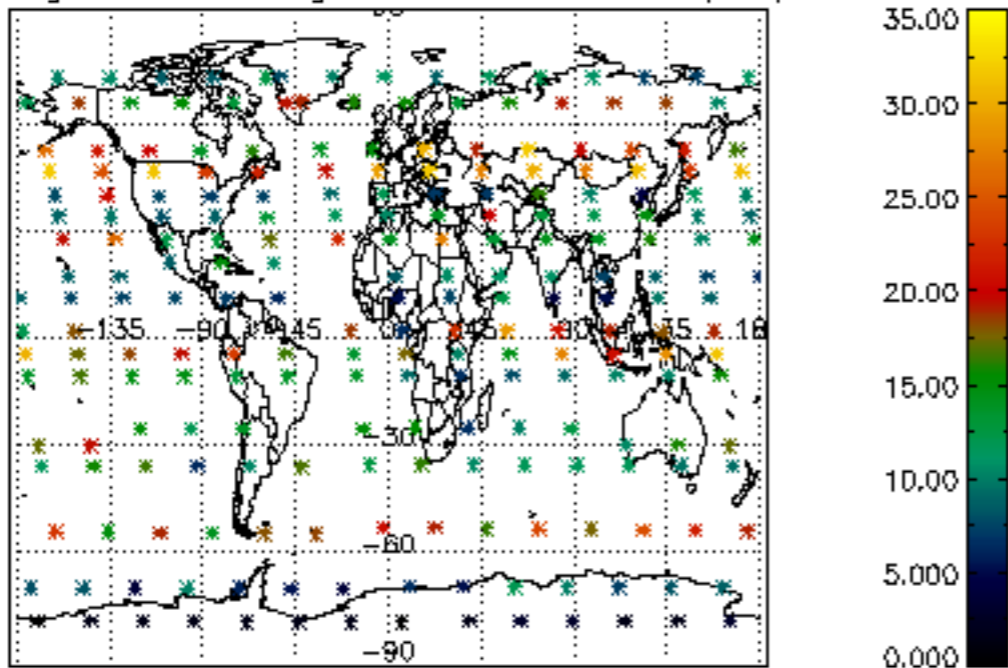
Percentage of cosmic ray hits per profile



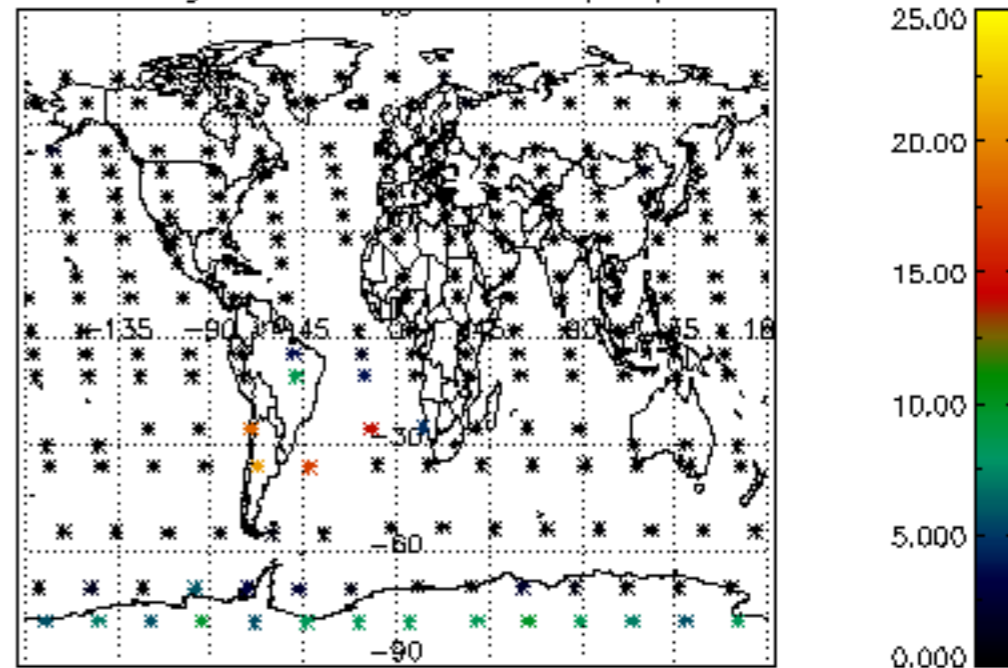
Percentage of datation errors per profile



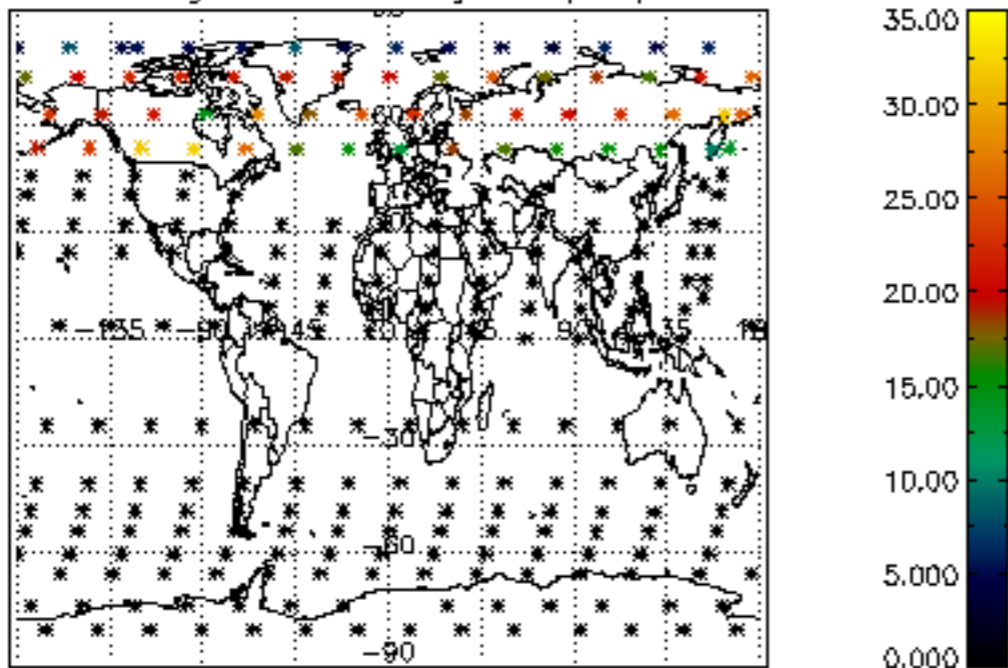
Percentage of star falling outside central band per profile



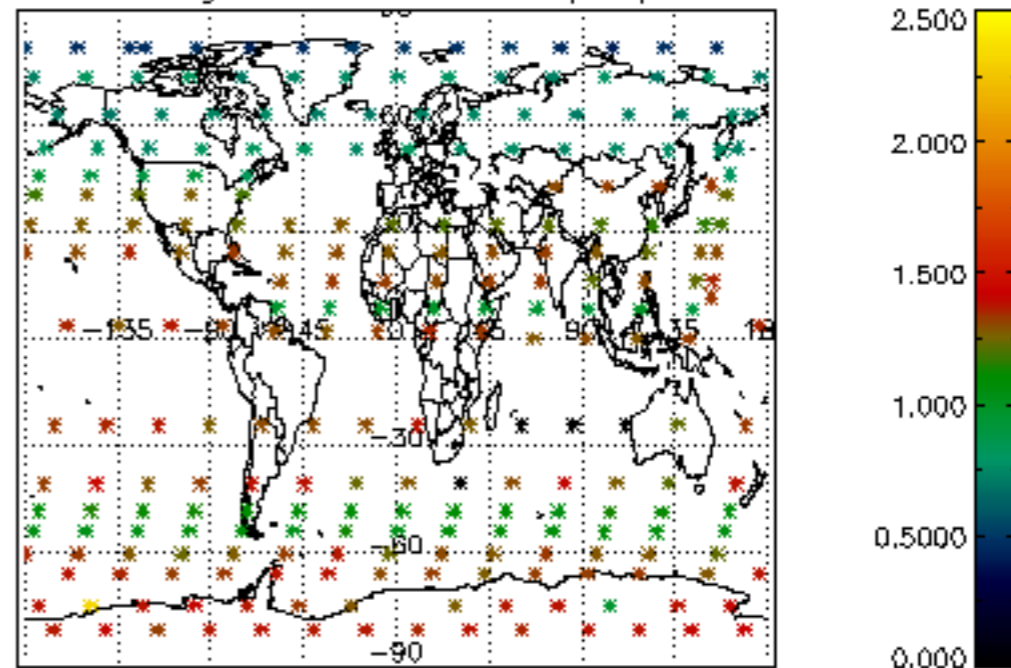
Percentage of saturation errors per profile



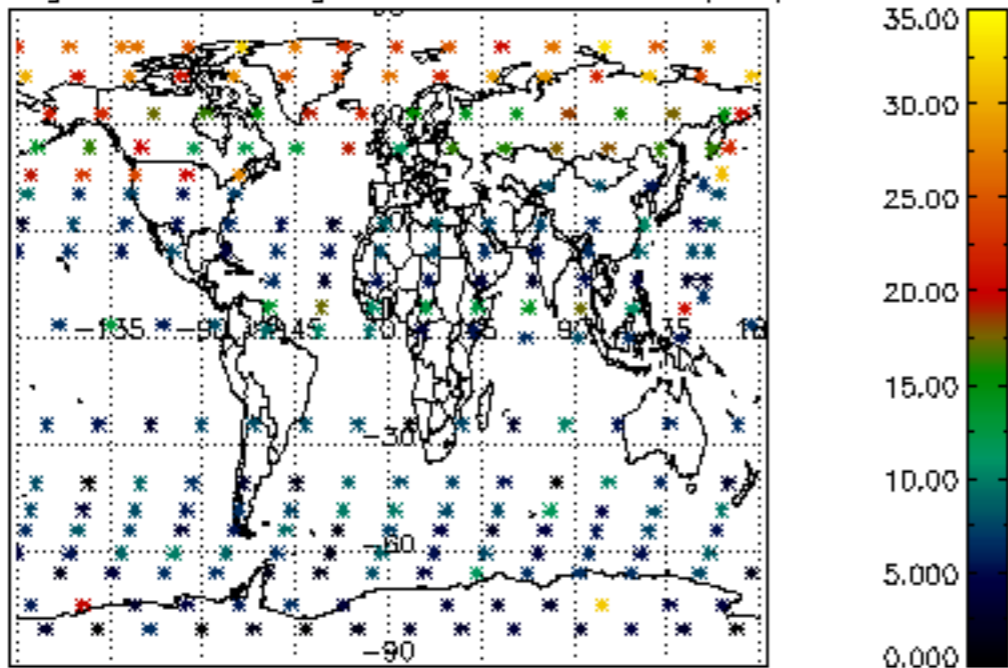
Percentage of cosmic ray hits per profile



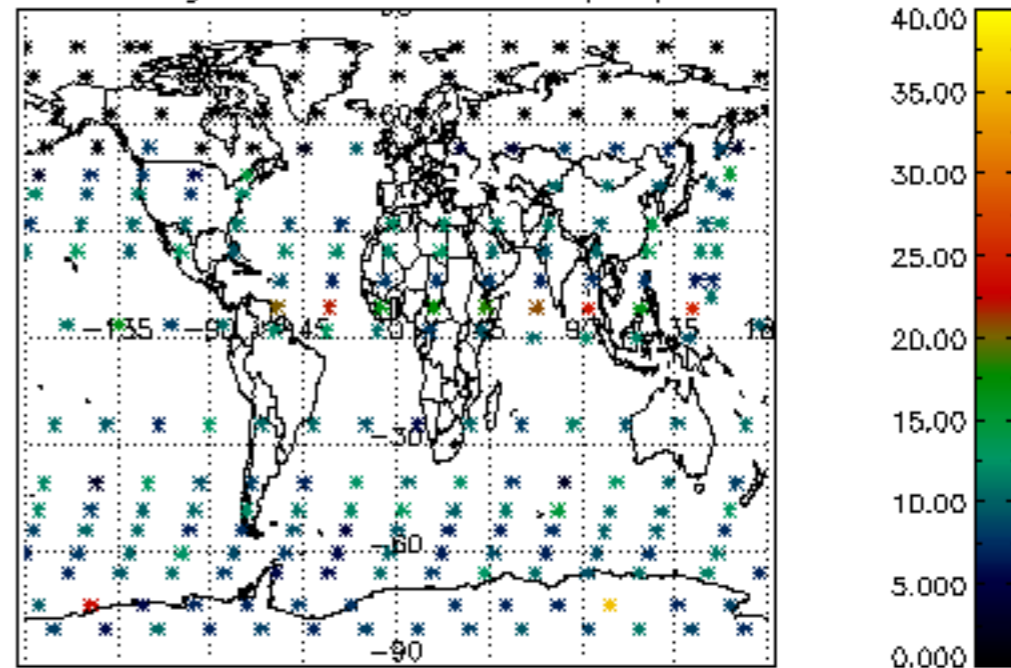
Percentage of datation errors per profile

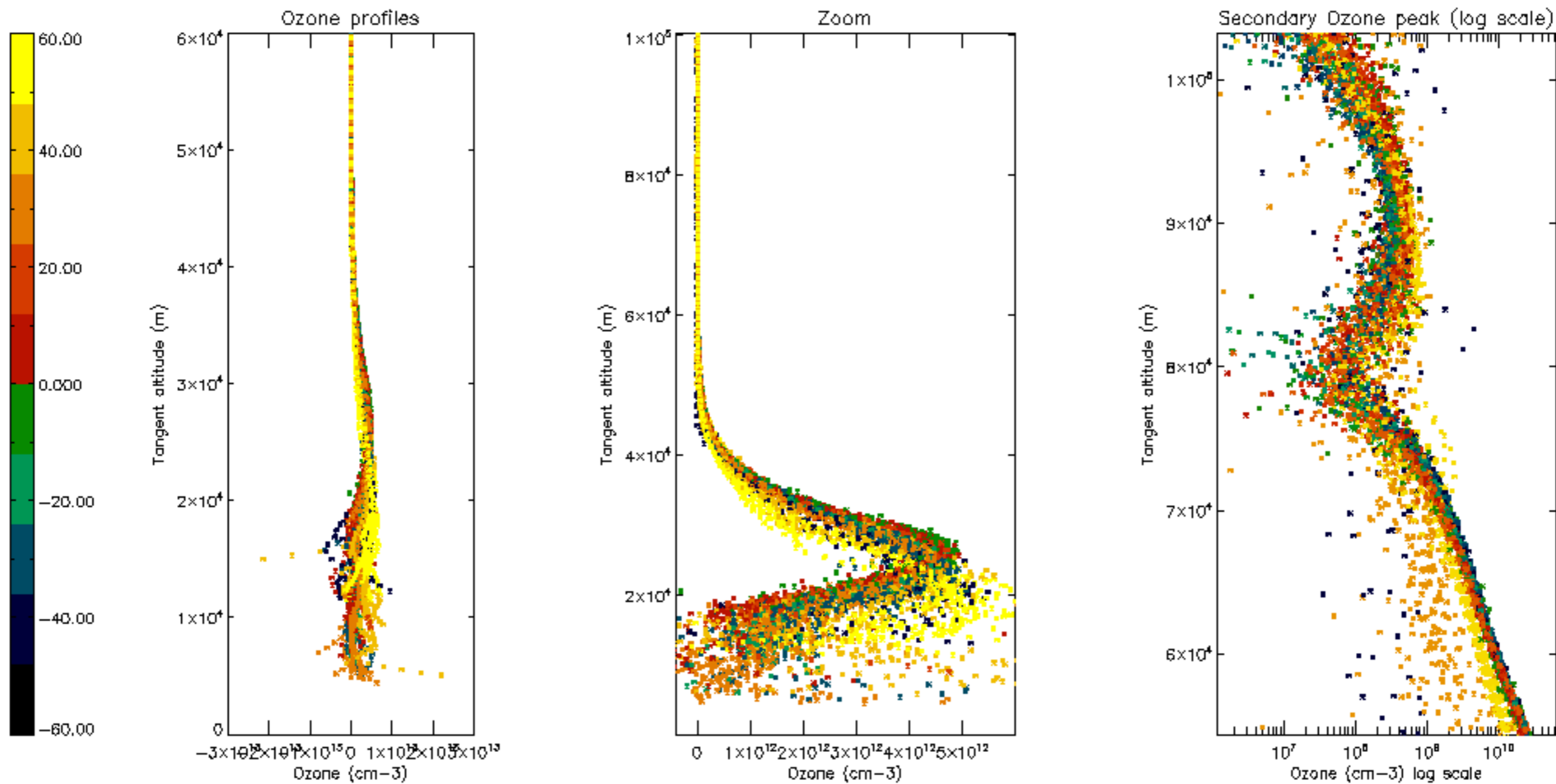


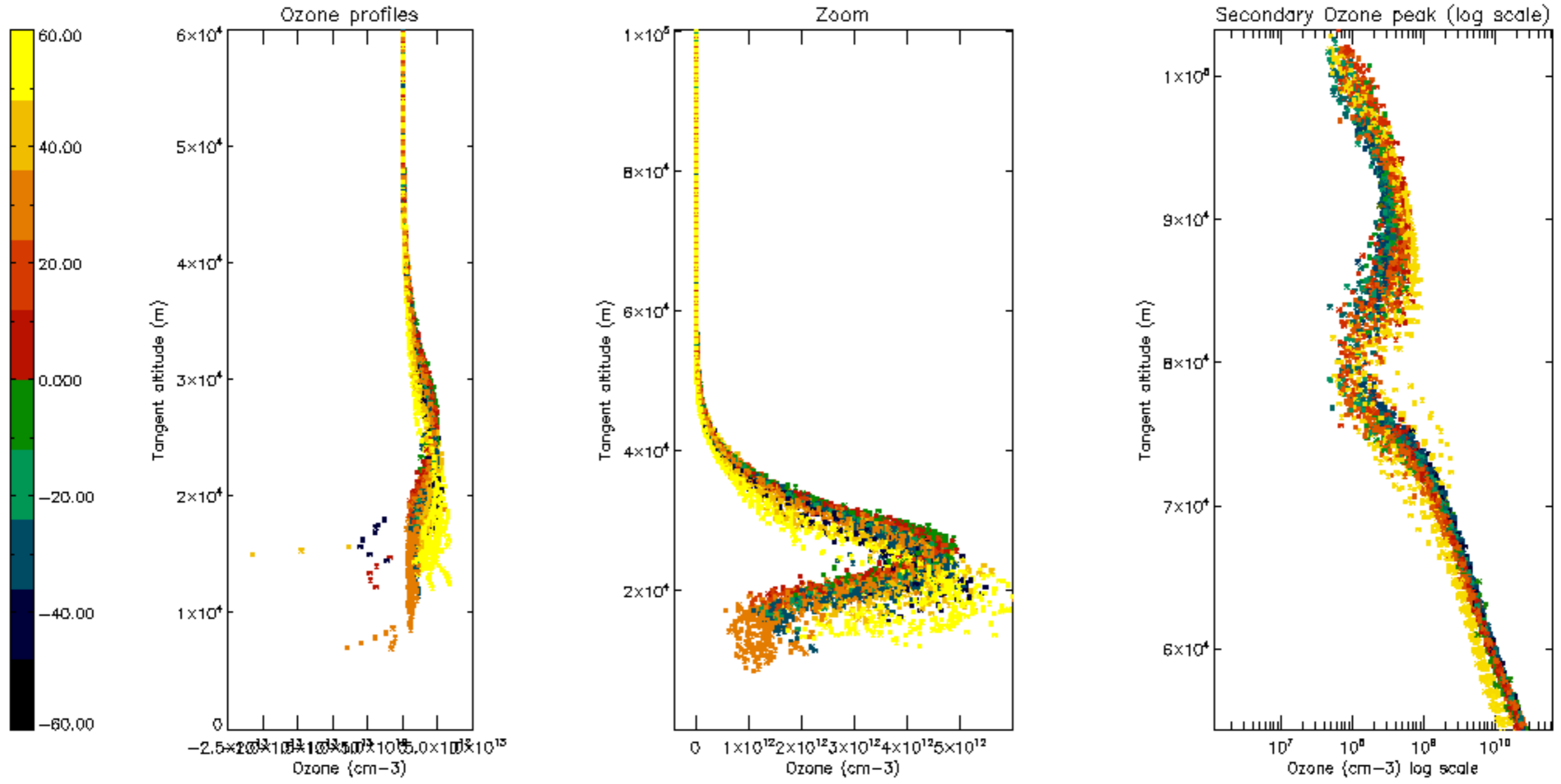
Percentage of star falling outside central band per profile

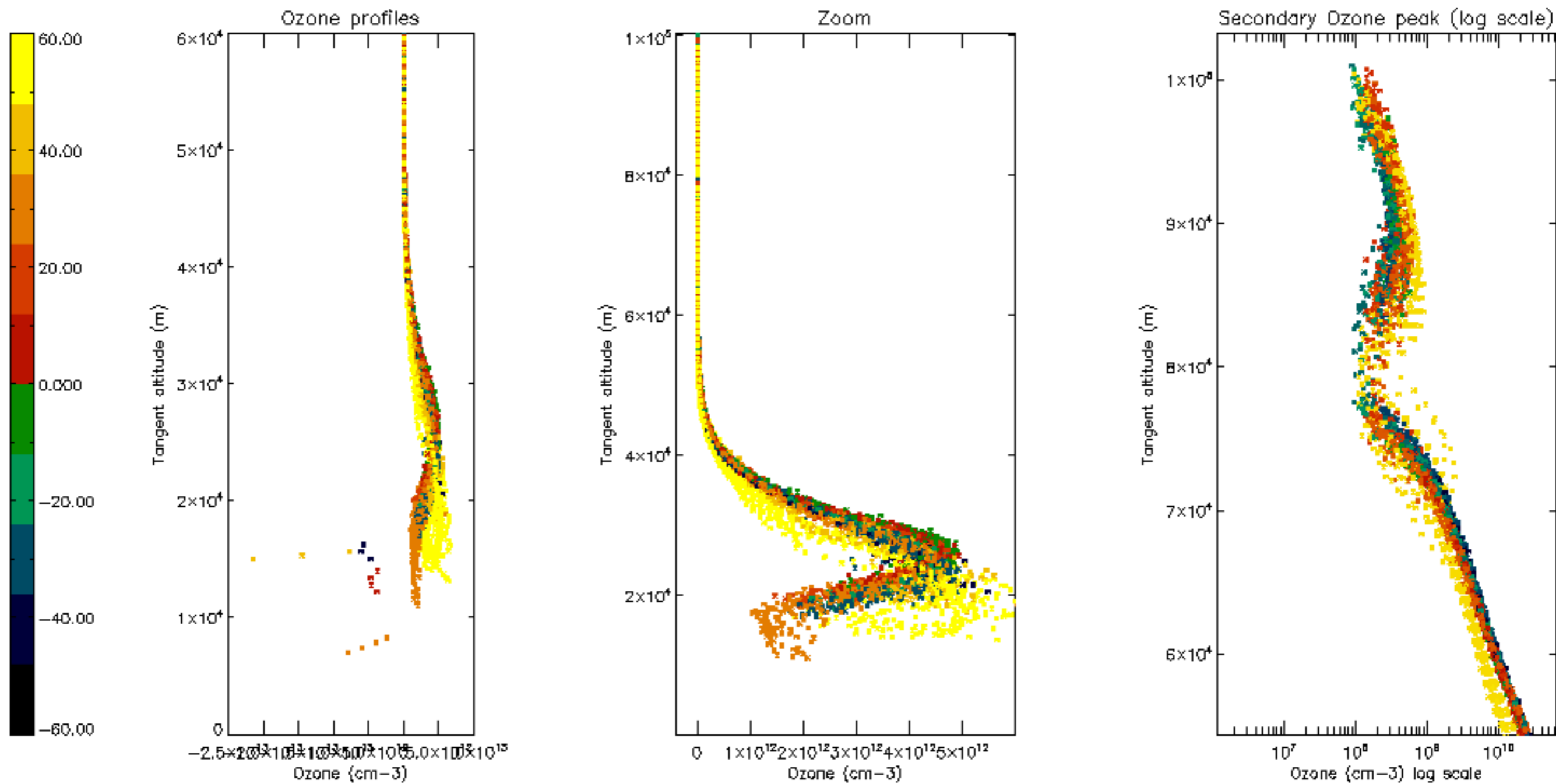


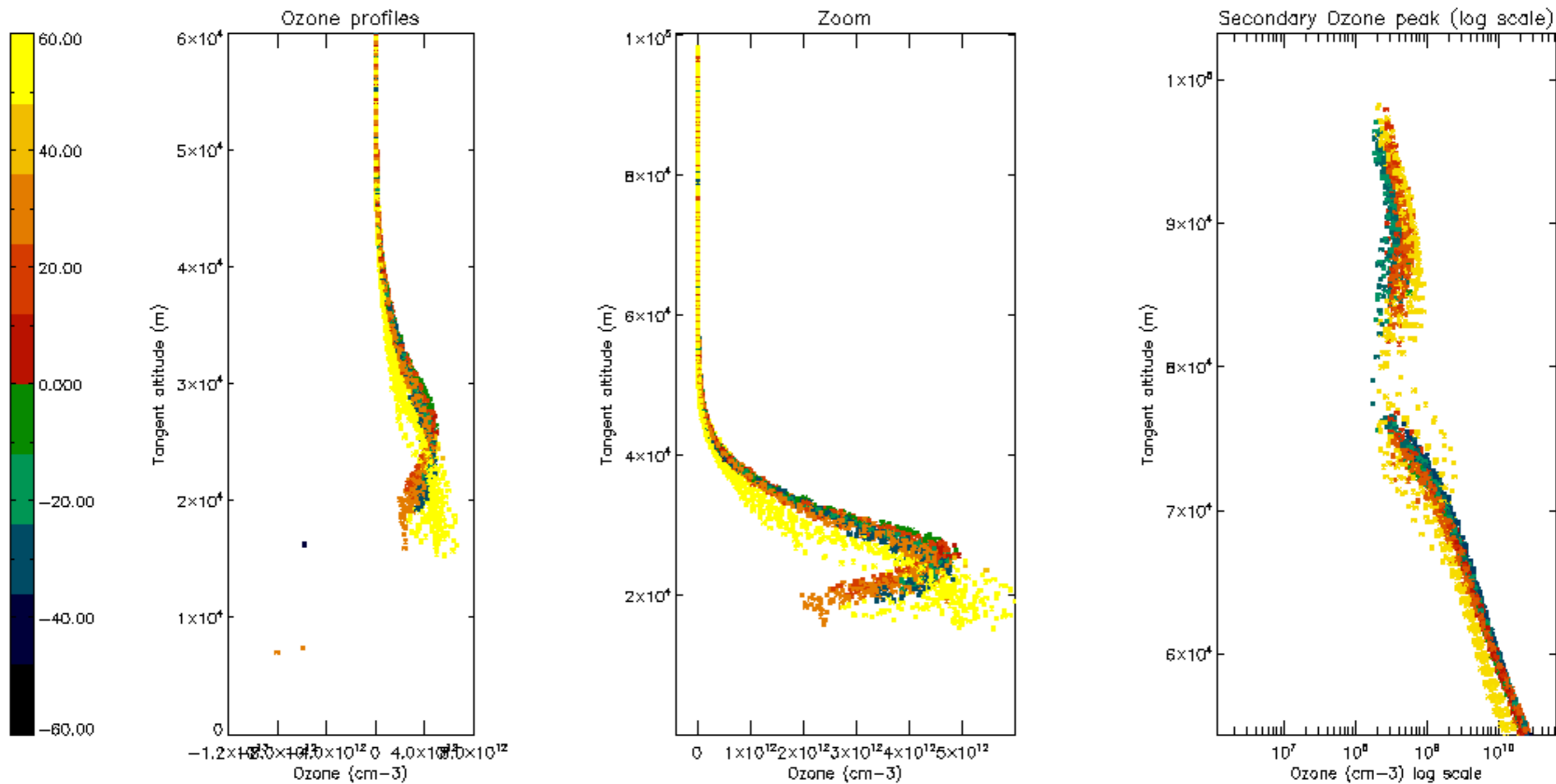
Percentage of saturation errors per profile

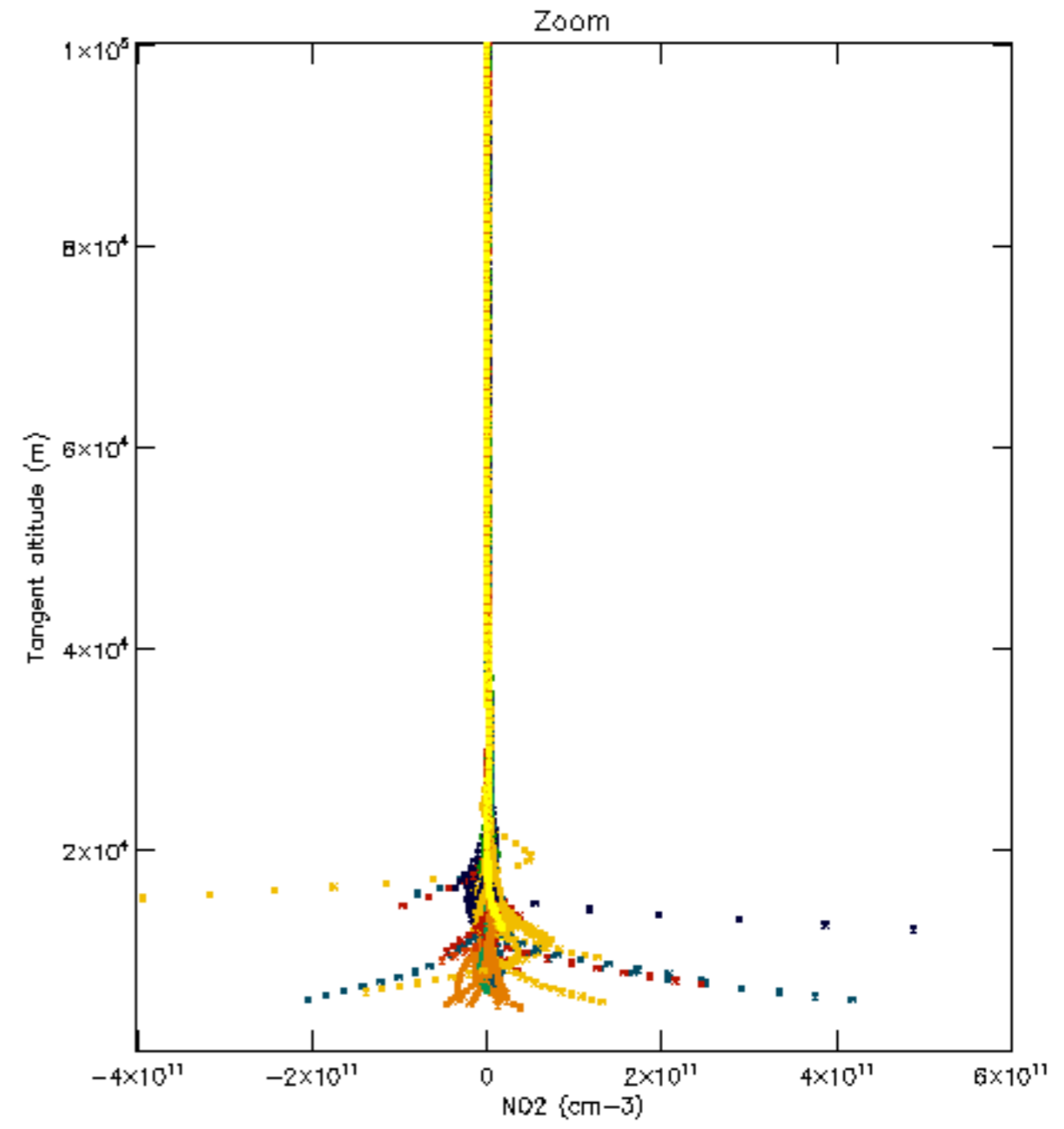
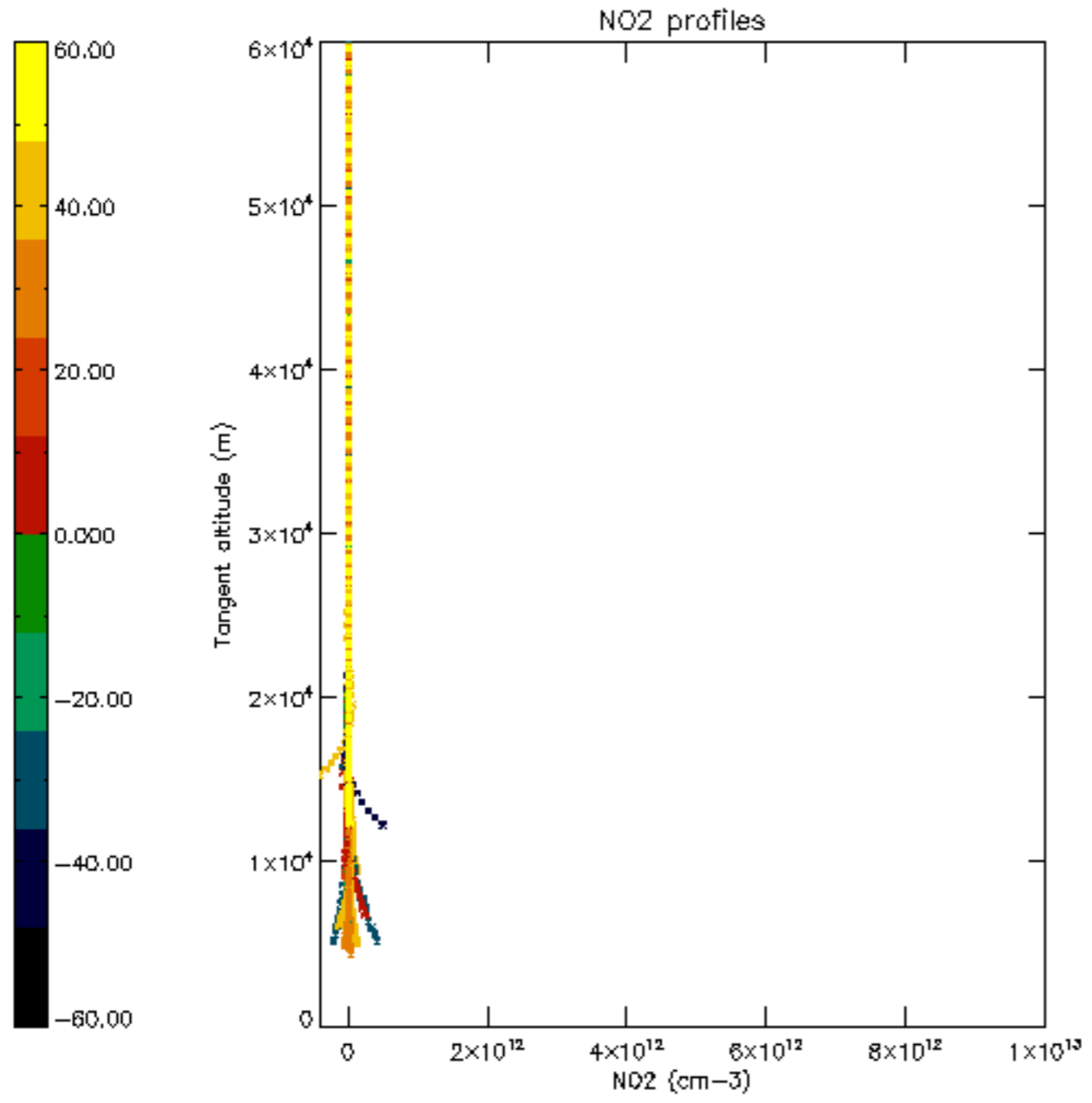


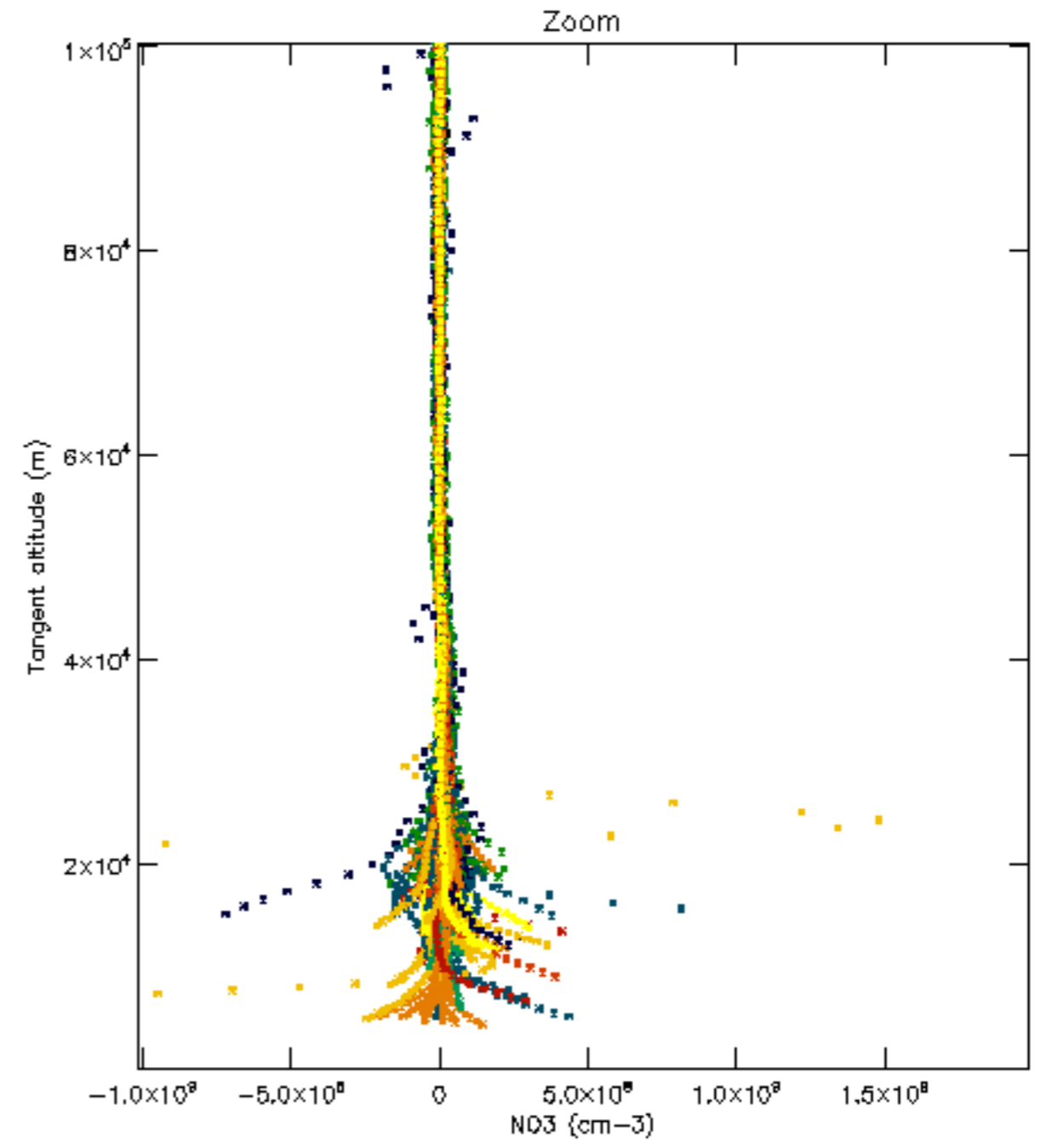
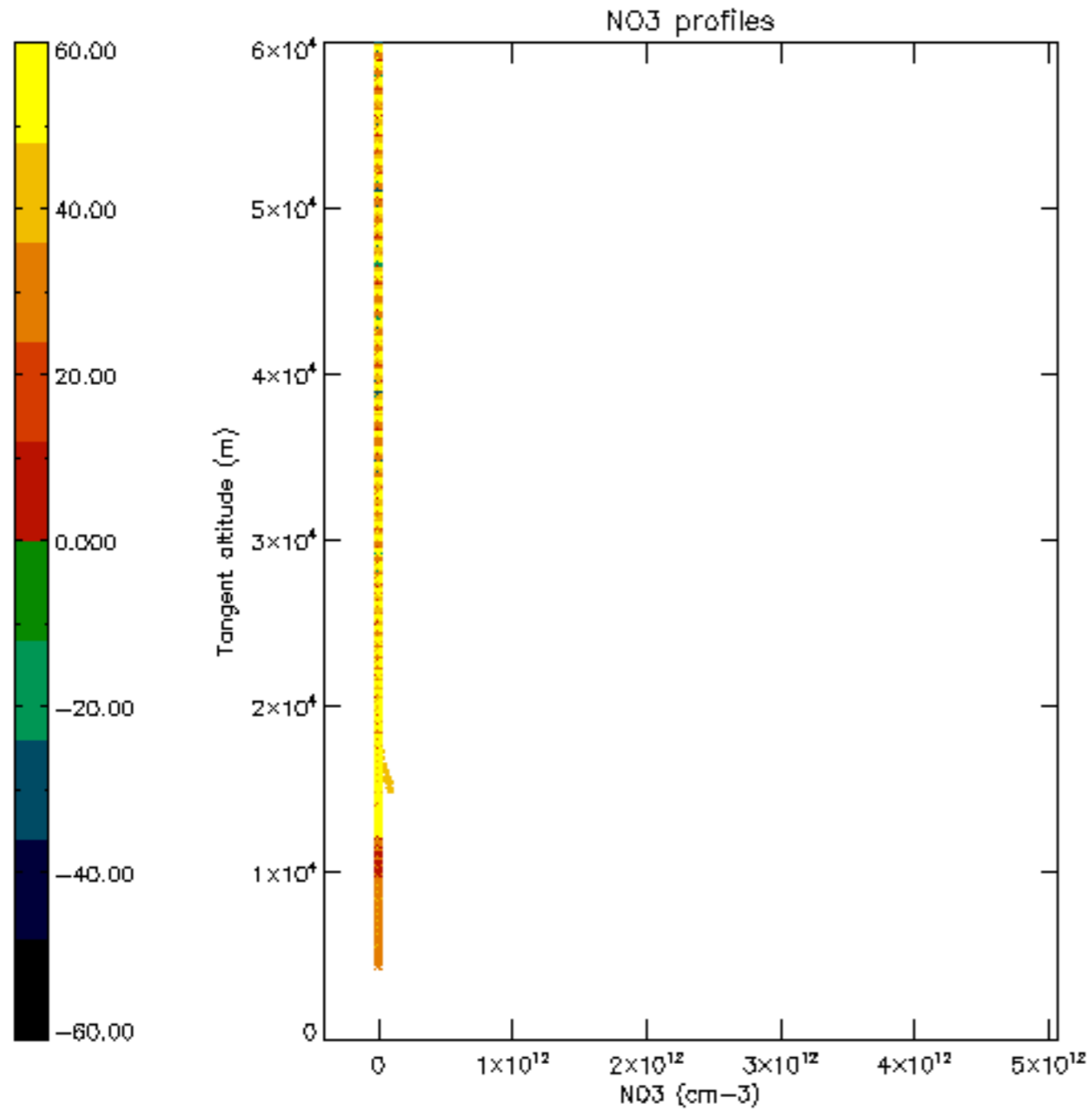


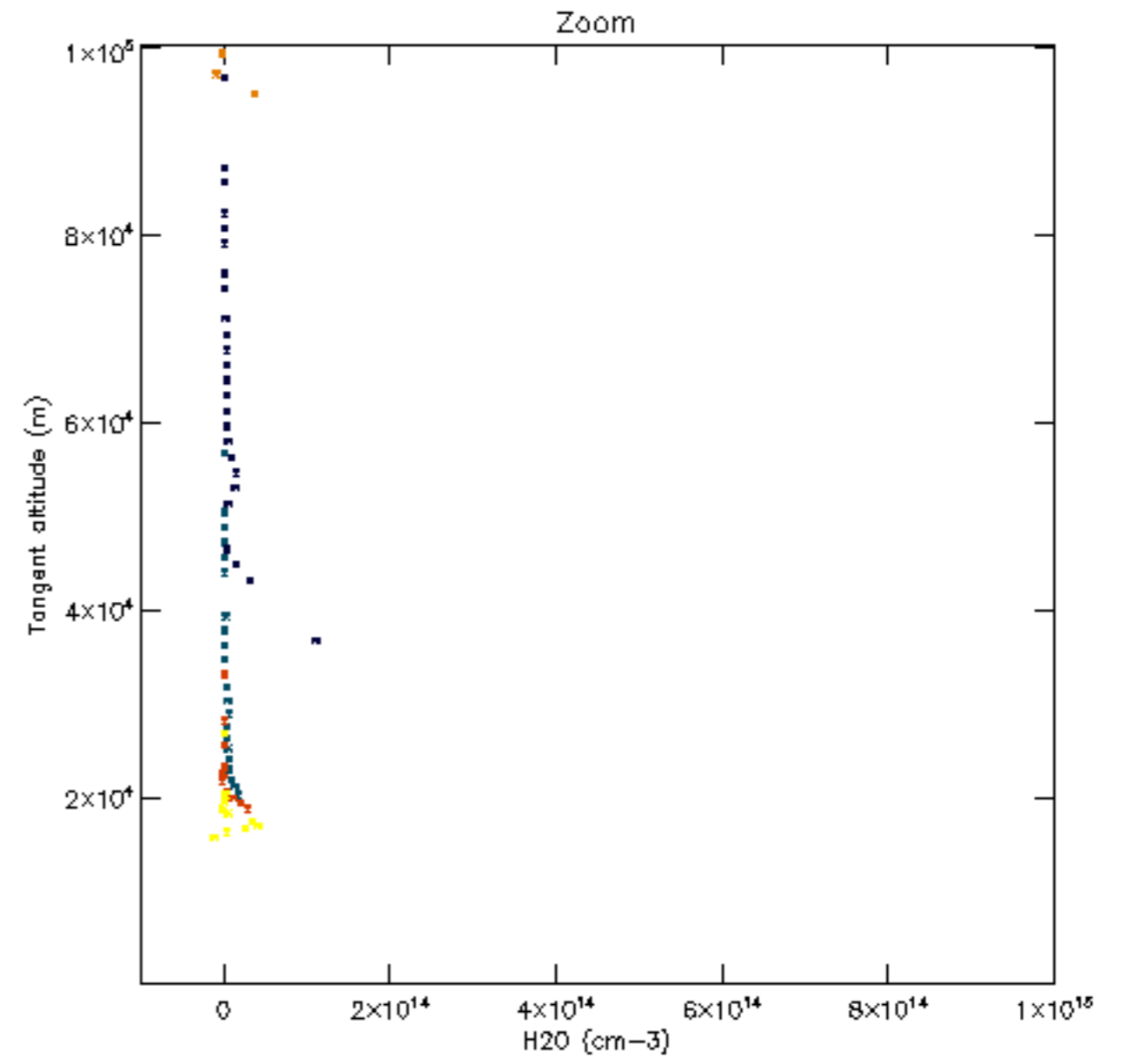
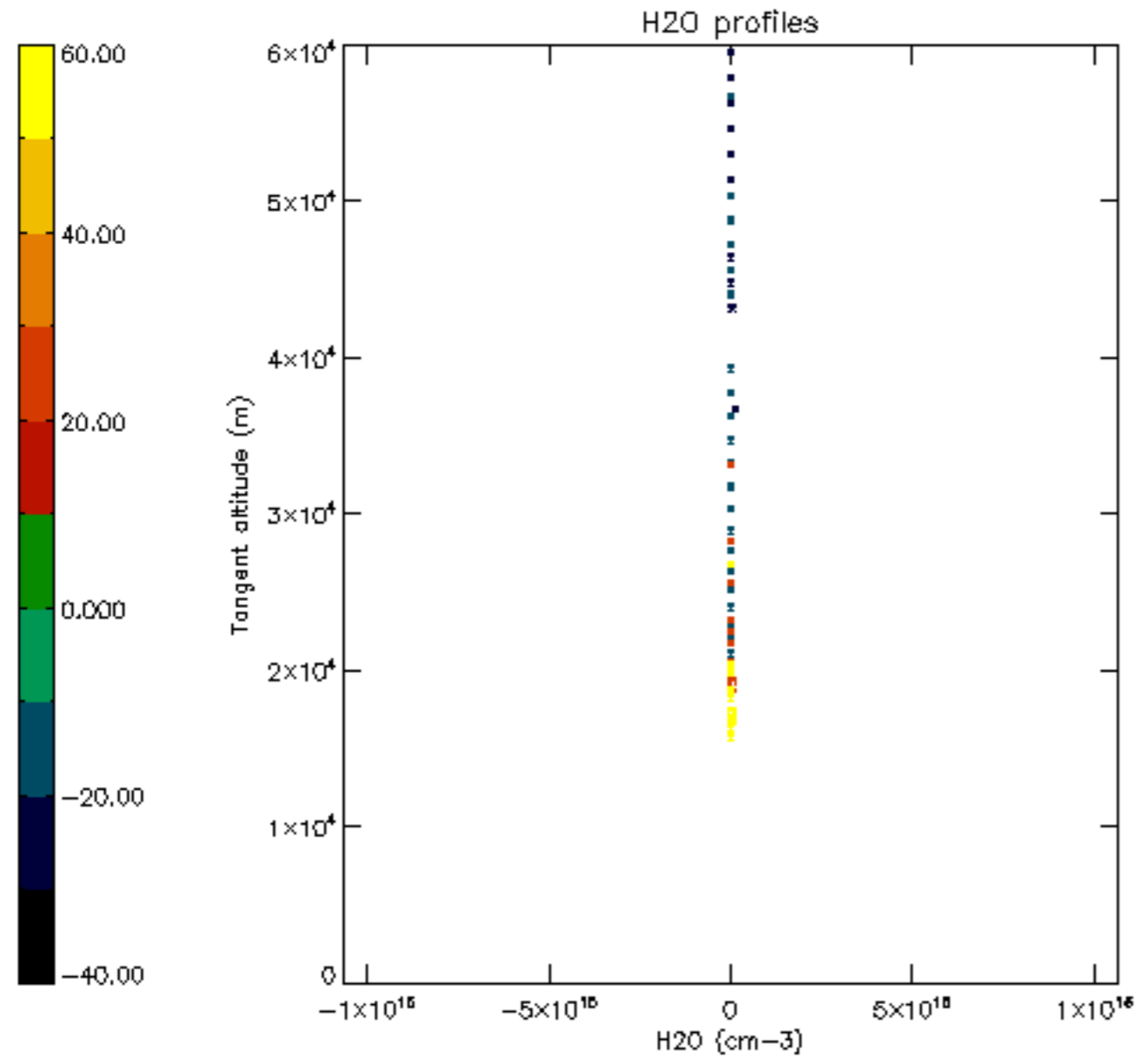


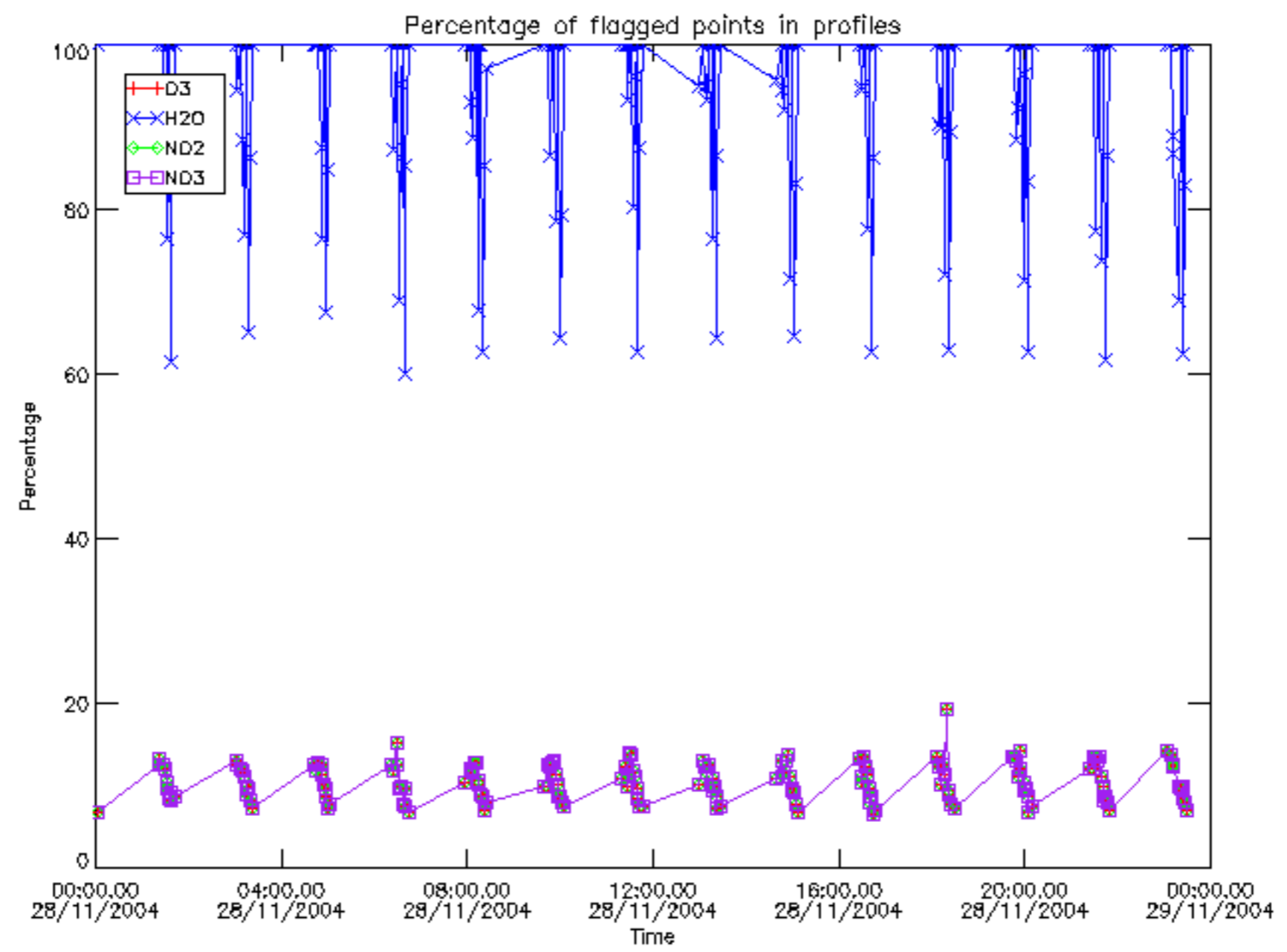




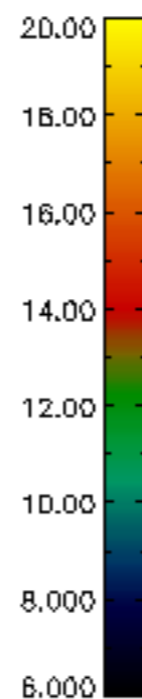
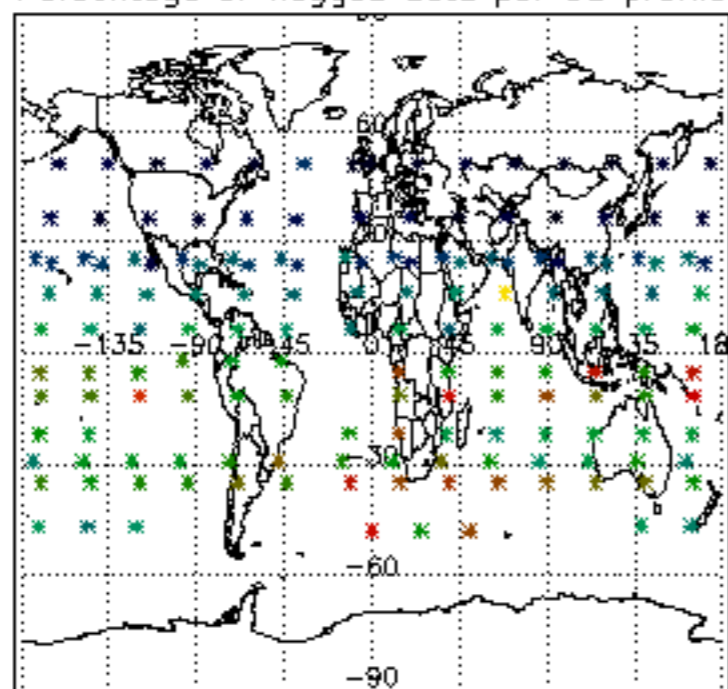




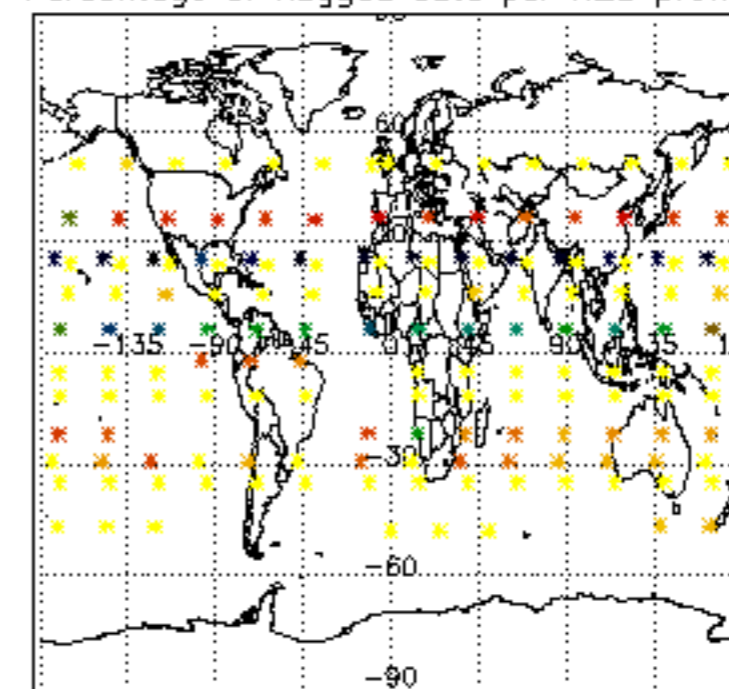




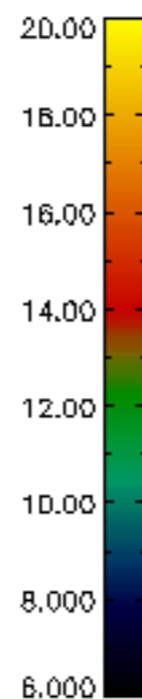
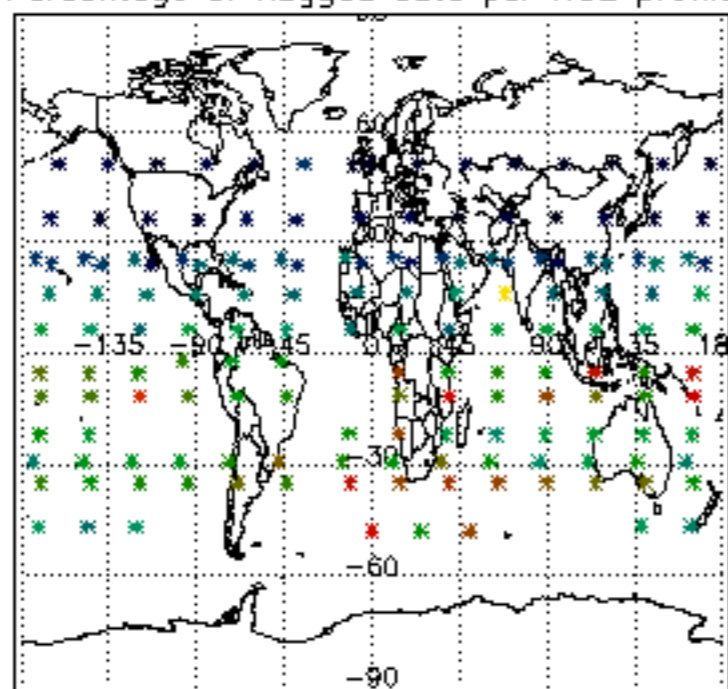
Percentage of flagged data per D3 profile



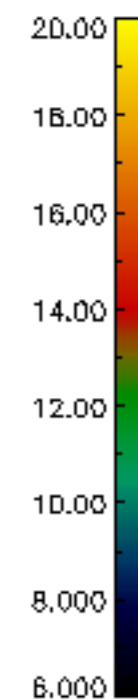
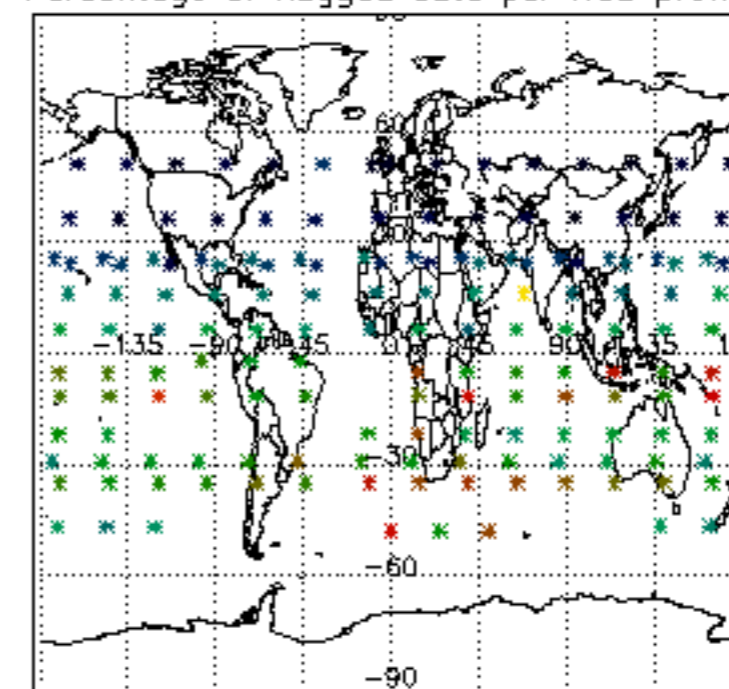
Percentage of flagged data per H2O profile

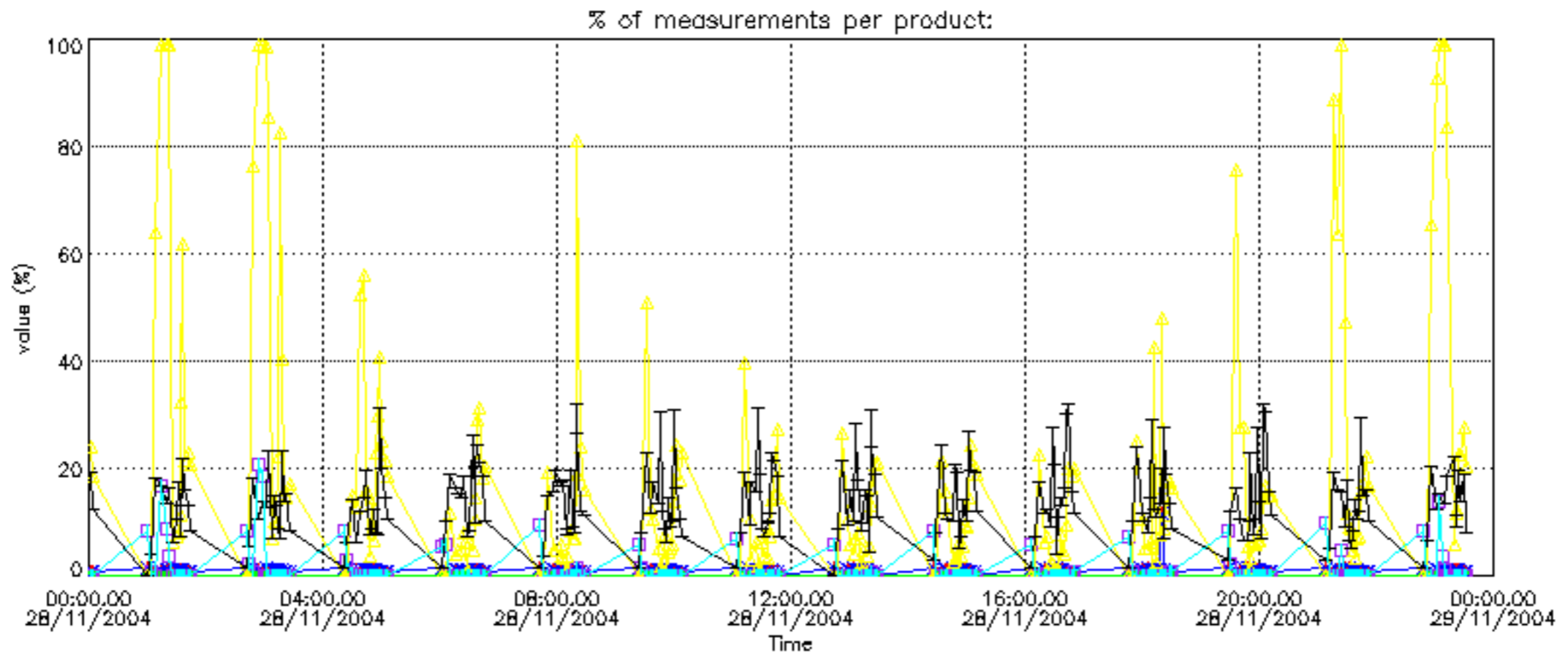


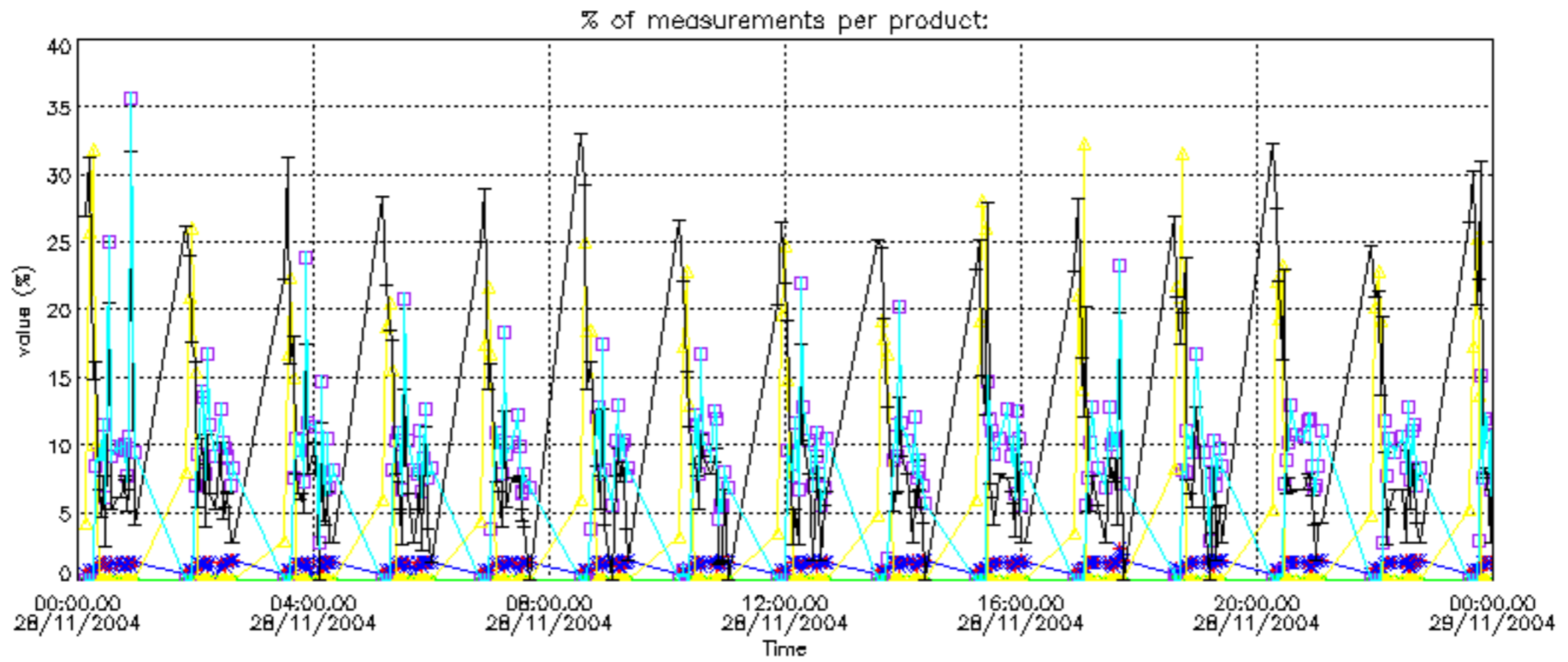
Percentage of flagged data per NO2 profile



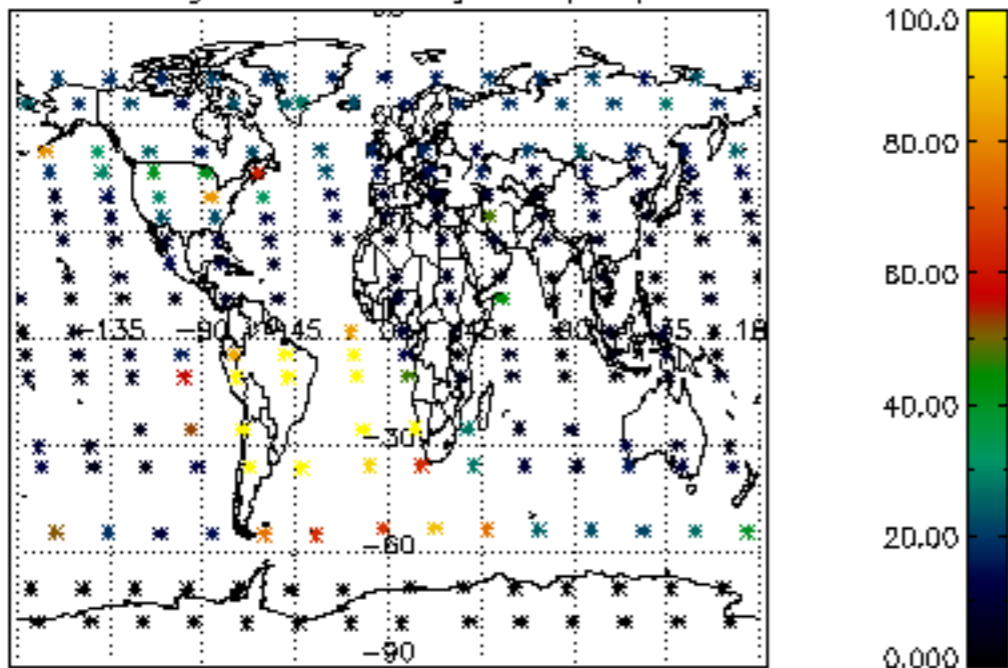
Percentage of flagged data per NO3 profile



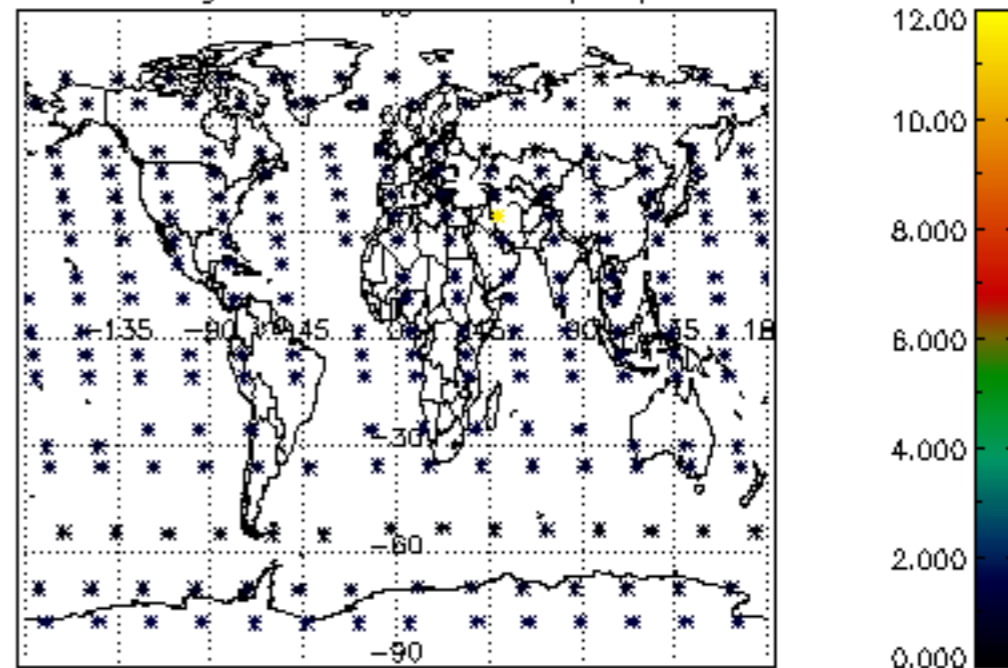




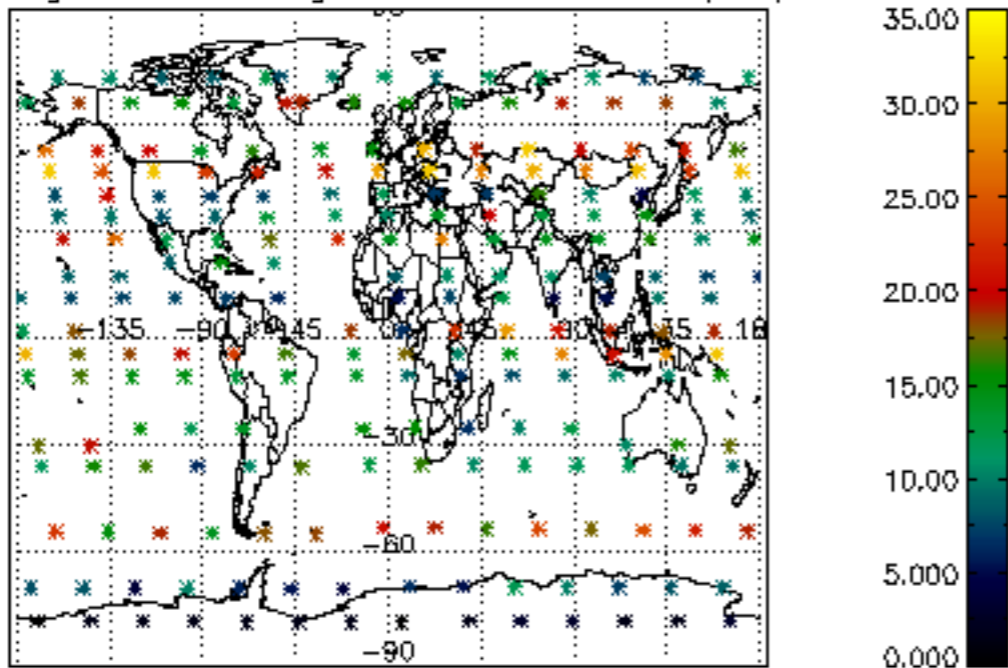
Percentage of cosmic ray hits per profile



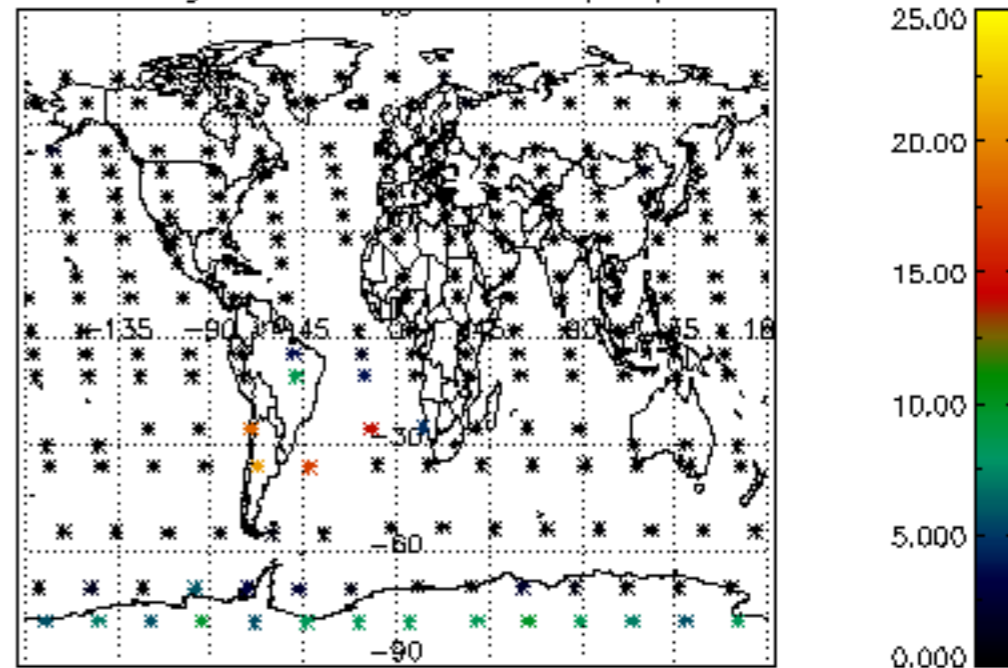
Percentage of datation errors per profile



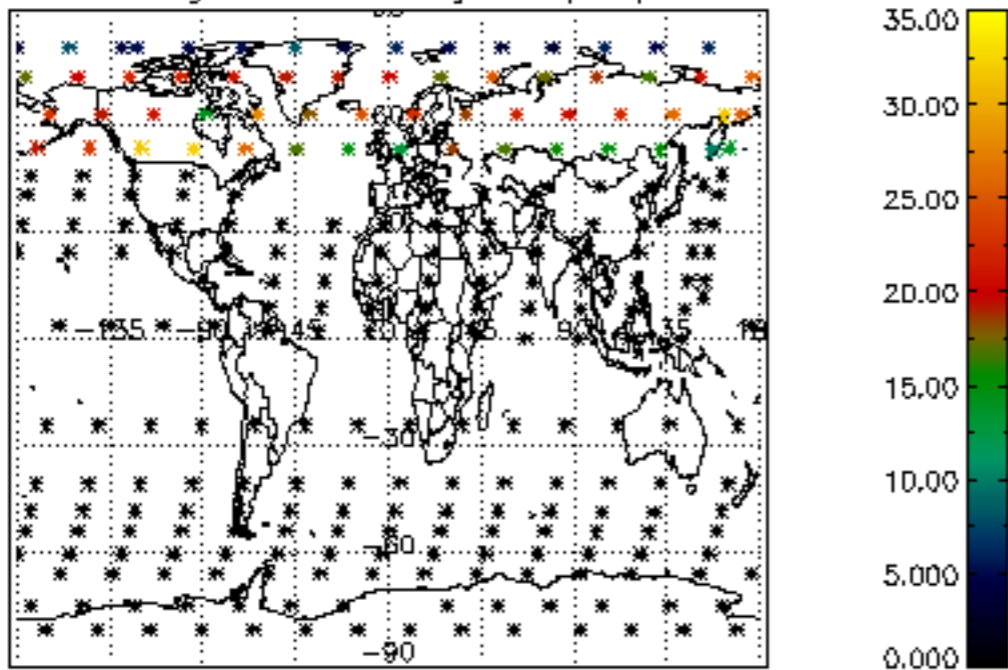
Percentage of star falling outside central band per profile



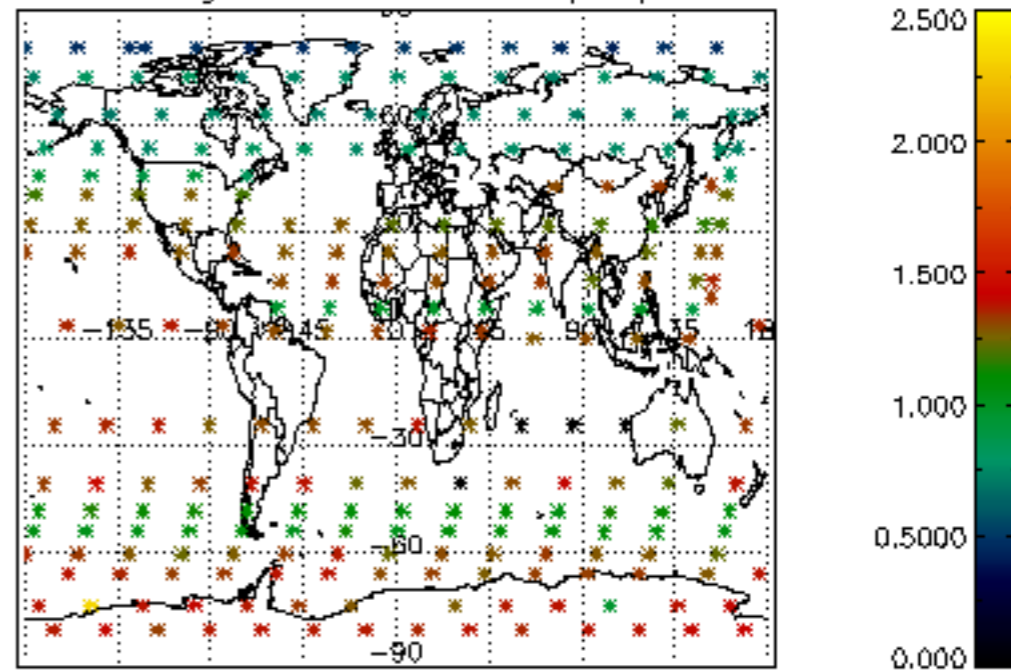
Percentage of saturation errors per profile



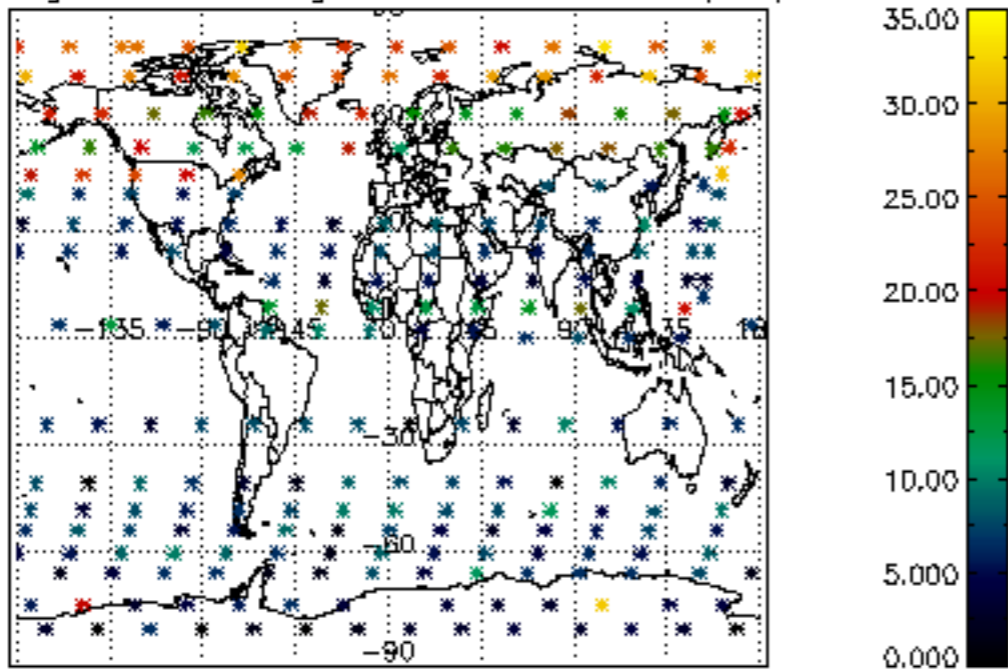
Percentage of cosmic ray hits per profile



Percentage of datation errors per profile



Percentage of star falling outside central band per profile



Percentage of saturation errors per profile

