

# GOMOS Level 2 Daily Report

## SUMMARY

### [1. General Info](#)

### [2. Summary of processed GOM\\_NL\\_2P products](#)

### [3. Level 2 Quality information per product](#)

#### [3.1 Plot of level 2 quality information per product \(time dependant\)](#)

#### [3.2 Plot of level 2 quality information per product \(world map\)](#)

### [4. Level 1 Quality information per product \(stored on level 2 products\)](#)

#### [4.1 Plot of level 1 quality information per product \(time dependant\)](#)

##### [4.1.1 Plot of level 1 quality information per product \(time dependant\): ASCENDING](#)

##### [4.1.2 Plot of level 1 quality information per product \(time dependant\): DESCENDING](#)

#### [4.2 Plot of level 1 quality information per product \(world map\)](#)

##### [4.2.1 Plot of level 1 quality information per product \(world map\): ASCENDING](#)

##### [4.2.2 Plot of level 1 quality information per product \(world map\): DESCENDING](#)

### [5. Ozone profiles based on quality statistics and other trace gas profiles](#)

#### [5.1 Ozone statistics based on quality of products](#)

#### [5.2 Plot ozone profiles for all STD \(dark without errors\)](#)

#### [5.3 Plot ozone profiles where STD < 20% \(dark without errors\)](#)

#### [5.4. Plot ozone profiles where STD < 10% \(dark without errors\)](#)

#### [5.5. Plot ozone profiles where STD < 5% \(dark without errors\)](#)

#### [5.6 Plot NO2 profiles for all STD \(dark without errors\)](#)

#### [5.7 Plot NO3 profiles for all STD \(dark without errors\)](#)

#### [5.8 Plot H2O profiles \(only for occultations of stars 1,2,3,4,13,14,16,26,63 dark without errors\) for all STD](#)

### [6. Auxiliary Data Files used for the production reported in section 2](#)

This report presents the daily analysis on parameters extracted from GOMOS level 2 data (GOM\_NL\_\_2P). It is intended to monitor some important parameters that will impact the quality of these products. A list of level 2 products (and content) that have arrived during the reporting day to the PCF is also given.

Item	Value
Time of report generation	22APR2013 08:49:28
Data source version	GOMOS/6.01
Start time of products	27-11-2004 (27NOV2004 00:00:00)
Stop time of products	28-11-2004 (28NOV2004 00:00:00)
Store outputs in DB	Yes
Nb of level 2 prods	510
Nb of prods with errors	0

## 2. Summary of processed GOM\_NL\_\_2P products.

Nr	Filename	UTC Start time	Limb	Duration	Star Id	Star Name	Star Mag	Star Temp	Nb Meas	Orbit	Prod. error
1	GOM_NL__2PRFIN20041127_000338_000000462032_00259_14341_6550.N1	27-NOV-2004 00:03:38	Twilight	45.500	163	7Del Crv	2.9450	11000.	91	14341	No
2	GOM_NL__2PRFIN20041127_000518_000000492032_00259_14341_6551.N1	27-NOV-2004 00:05:18	Twilight	48.500	106	9Bet Crv	2.6480	5600.0	97	14341	No
3	GOM_NL__2PRFIN20041127_001129_000000402032_00259_14341_6552.N1	27-NOV-2004 00:11:29	Dark	39.500	64	Gam Cen	2.2000	10600.	79	14341	No
4	GOM_NL__2PRFIN20041127_001327_000000442032_00259_14341_6553.N1	27-NOV-2004 00:13:27	Dark	43.500	10	Bet Cen	0.61000	28000.	87	14341	No
5	GOM_NL__2PRFIN20041127_001511_000000412032_00260_14342_6639.N1	27-NOV-2004 00:15:11	Dark	41.000	12	Alp1Cru	0.77500	30000.	82	14342	No
6	GOM_NL__2PRFIN20041127_001743_000000432032_00260_14342_6640.N1	27-NOV-2004 00:17:43	Dark	43.000	124	The Car	2.7640	30000.	86	14342	No
7	GOM_NL__2PRFIN20041127_001925_000000412032_00260_14342_6641.N1	27-NOV-2004 00:19:25	Dark	41.000	159	Ups Car	2.9200	7200.0	82	14342	No
8	GOM_NL__2PRFIN20041127_002216_000000502032_00260_14342_6642.N1	27-NOV-2004 00:22:16	Dark	50.000	41	Eps Car	1.8600	4100.0	100	14342	No
9	GOM_NL__2PRFIN20041127_002401_000000522032_00260_14342_6643.N1	27-NOV-2004 00:24:01	Dark	51.500	34	Gam2Vel	1.7930	23000.	103	14342	No
10	GOM_NL__2PRFIN20041127_002538_000000592032_00260_14342_6644.N1	27-NOV-2004 00:25:38	Dark	58.500	70	Zet Pup	2.2460	39000.	117	14342	No
11	GOM_NL__2PRFIN20041127_002742_000000502032_00260_14342_6645.N1	27-NOV-2004 00:27:42	Dark	49.500	2	Alp Car	-0.73600	7000.0	99	14342	No
12	GOM_NL__2PRFIN20041127_002917_000000622032_00260_14342_6646.N1	27-NOV-2004 00:29:17	Dark	62.000	117	Pi Pup	2.7060	3800.0	124	14342	No
13	GOM_NL__2PRFIN20041127_003312_000000762032_00260_14342_6647.N1	27-NOV-2004 00:33:12	Dark	75.500	23	21Eps CMa	1.5020	26000.	151	14342	No
14	GOM_NL__2PRFIN20041127_003526_000000822032_00260_14342_6648.N1	27-NOV-2004 00:35:26	Straylight	81.500	179	24Omi2CMa	3.0320	24000.	163	14342	No
15	GOM_NL__2PRFIN20041127_004009_000001252032_00260_14342_6649.N1	27-NOV-2004 00:40:09	Straylight	125.00	1	9Alp CMa	-1.4400	11000.	250	14342	No
16	GOM_NL__2PRFIN20041127_004402_000000652032_00260_14342_6650.N1	27-NOV-2004 00:44:02	Straylight	64.500	7	19Bet Ori	0.10000	14000.	129	14342	No
17	GOM_NL__2PRFIN20041127_004723_000000732032_00260_14342_6651.N1	27-NOV-2004 00:47:23	Twilight	73.000	30	46Eps Ori	1.6940	30000.	146	14342	No
18	GOM_NL__2PRFIN20041127_005014_000000682032_00260_14342_6652.N1	27-NOV-2004 00:50:14	Bright	68.000	27	24Gam Ori	1.6360	26000.	136	14342	No
19	GOM_NL__2PRFIN20041127_005253_000000392032_00260_14342_6653.N1	27-NOV-2004 00:52:53	Bright	38.500	105	6Bet Ari	2.6450	8900.0	77	14342	No
20	GOM_NL__2PRFIN20041127_005609_000000422032_00260_14342_6654.N1	27-NOV-2004 00:56:09	Bright	41.500	150	44Zet Per	2.8900	28000.	83	14342	No
21	GOM_NL__2PRFIN20041127_005813_000000402032_00260_14342_6655.N1	27-NOV-2004 00:58:13	Bright	39.500	79	26Bet Per	2.3100	13100.	79	14342	No
22	GOM_NL__2PRFIN20041127_010034_000000392032_00260_14342_6656.N1	27-NOV-2004 01:00:34	Bright	38.500	175	39Del Per	3.0100	19400.	77	14342	No
23	GOM_NL__2PRFIN20041127_010336_000000392032_00260_14342_6657.N1	27-NOV-2004 01:03:36	Bright	38.500	68	18Alp Cas	2.2250	4500.0	77	14342	No
24	GOM_NL__2PRFIN20041127_010451_000000372032_00260_14342_6658.N1	27-NOV-2004 01:04:51	Bright	37.000	74	11Bet Cas	2.2680	6600.0	74	14342	No
25	GOM_NL__2PRFIN20041127_011145_000000362032_00260_14342_6659.N1	27-NOV-2004 01:11:45	Bright	35.500	49	1Alp UMi	1.9900	6300.0	71	14342	No
26	GOM_NL__2PRFIN20041127_011623_000000392032_00260_14342_6660.N1	27-NOV-2004 01:16:23	Bright	39.000	60	7Bet UMi	2.0810	3950.0	78	14342	No
27	GOM_NL__2PRFIN20041127_011843_000000462032_00260_14342_6661.N1	27-NOV-2004 01:18:43	Bright	45.500	36	50Alp UMa	1.8000	6300.0	91	14342	No
28	GOM_NL__2PRFIN20041127_012021_000000462032_00260_14342_6662.N1	27-NOV-2004 01:20:21	Bright	46.000	82	48Bet UMa	2.3650	10600.	92	14342	No
29	GOM_NL__2PRFIN20041127_012205_000000392032_00260_14342_6663.N1	27-NOV-2004 01:22:05	Bright	39.000	55	79Zet UMa	2.0600	10200.	78	14342	No
30	GOM_NL__2PRFIN20041127_012341_000000372032_00260_14342_6664.N1	27-NOV-2004 01:23:41	Bright	36.500	39	85Eta UMa	1.8540	24000.	73	14342	No
31	GOM_NL__2PRFIN20041127_012629_000000522032_00260_14342_6665.N1	27-NOV-2004 01:26:29	Bright	52.000	180	27Gam Boo	3.0400	8000.0	104	14342	No
32	GOM_NL__2PRFIN20041127_012930_000000362032_00260_14342_6666.N1	27-NOV-2004 01:29:30	Bright	36.000	83		2.3780	11000.	72	14342	No
33	GOM_NL__2PRFIN20041127_013159_000000362032_00260_14342_6667.N1	27-NOV-2004 01:31:59	Bright	36.000	3	16Alp Boo	-0.050000	4250.0	72	14342	No
34	GOM_NL__2PRFIN20041127_013509_000000632032_00260_14342_6668.N1	27-NOV-2004 01:35:09	Bright	62.500	96	68Del Leo	2.5600	9300.0	125	14342	No
35	GOM_NL__2PRFIN20041127_013917_000001602032_00260_14342_6669.N1	27-NOV-2004 01:39:17	Twilight	160.00	51	41Gam1Leo	2.0100	4500.0	320	14342	No
36	GOM_NL__2PRFIN20041127_014414_000000492032_00260_14342_6670.N1	27-NOV-2004 01:44:14	Twilight	48.500	163	7Del Crv	2.9450	11000.	97	14342	No
37	GOM_NL__2PRFIN20041127_014554_000000502032_00260_14342_6671.N1	27-NOV-2004 01:45:54	Twilight	50.000	106	9Bet Crv	2.6480	5600.0	100	14342	No
38	GOM_NL__2PRFIN20041127_015206_000000442032_00260_14342_6672.N1	27-NOV-2004 01:52:06	Dark	43.500	64	Gam Cen	2.2000	10600.	87	14342	No
39	GOM_NL__2PRFIN20041127_015402_000000422032_00260_14342_6673.N1	27-NOV-2004 01:54:02	Dark	41.500	10	Bet Cen	0.61000	28000.	83	14342	No
40	GOM_NL__2PRFIN20041127_015547_000000412032_00261_14343_6539.N1	27-NOV-2004 01:55:47	Dark	41.000	12	Alp1Cru	0.77500	30000.	82	14343	No
41	GOM_NL__2PRFIN20041127_015819_000000422032_00261_14343_6540.N1	27-NOV-2004 01:58:19	Dark	42.000	124	The Car	2.7640	30000.	84	14343	No
42	GOM_NL__2PRFIN20041127_020001_000000402032_00261_14343_6541.N1	27-NOV-2004 02:00:01	Dark	39.500	159	Ups Car	2.9200	7200.0	79	14343	No

43	GOM_NL__2PRFIN20041127_020252_000000472032_00261_14343_6542.N1	27-NOV-2004 02:02:52	Dark	46.500	41	Eps Car	1.8600	4100.0	93	14343	No
44	GOM_NL__2PRFIN20041127_020438_000000552032_00261_14343_6543.N1	27-NOV-2004 02:04:38	Dark	55.000	34	Gam2Vel	1.7930	23000.	110	14343	No
45	GOM_NL__2PRFIN20041127_020614_000000592032_00261_14343_6544.N1	27-NOV-2004 02:06:14	Dark	58.500	70	Zet Pup	2.2460	39000.	117	14343	No
46	GOM_NL__2PRFIN20041127_020817_000000532032_00261_14343_6545.N1	27-NOV-2004 02:08:17	Dark	52.500	2	Alp Car	-0.73600	7000.0	105	14343	No
47	GOM_NL__2PRFIN20041127_020954_000000632032_00261_14343_6546.N1	27-NOV-2004 02:09:54	Dark	62.500	117	Pi Pup	2.7060	3800.0	125	14343	No
48	GOM_NL__2PRFIN20041127_021349_000000722032_00261_14343_6547.N1	27-NOV-2004 02:13:49	Dark	72.000	23	21Eps CMa	1.5020	26000.	144	14343	No
49	GOM_NL__2PRFIN20041127_021603_000000782032_00261_14343_6548.N1	27-NOV-2004 02:16:03	Straylight	77.500	179	24Omi2CMa	3.0320	24000.	155	14343	No
50	GOM_NL__2PRFIN20041127_022045_000001172032_00261_14343_6549.N1	27-NOV-2004 02:20:45	Straylight	117.00	1	9Alp CMa	-1.4400	11000.	234	14343	No
51	GOM_NL__2PRFIN20041127_022438_000000722032_00261_14343_6550.N1	27-NOV-2004 02:24:38	Straylight	72.000	7	19Bet Ori	0.10000	14000.	144	14343	No
52	GOM_NL__2PRFIN20041127_022758_000000702032_00261_14343_6551.N1	27-NOV-2004 02:27:58	Twilight	69.500	30	46Eps Ori	1.6940	30000.	139	14343	No
53	GOM_NL__2PRFIN20041127_023049_000000672032_00261_14343_6552.N1	27-NOV-2004 02:30:49	Bright	66.500	27	24Gam Ori	1.6360	26000.	133	14343	No
54	GOM_NL__2PRFIN20041127_023329_000000392032_00261_14343_6553.N1	27-NOV-2004 02:33:29	Bright	38.500	105	6Bet Ari	2.6450	8900.0	77	14343	No
55	GOM_NL__2PRFIN20041127_023644_000000432032_00261_14343_6554.N1	27-NOV-2004 02:36:44	Bright	43.000	150	44Zet Per	2.8900	28000.	86	14343	No
56	GOM_NL__2PRFIN20041127_023849_000000402032_00261_14343_6555.N1	27-NOV-2004 02:38:49	Bright	39.500	79	26Bet Per	2.3100	13100.	79	14343	No
57	GOM_NL__2PRFIN20041127_024109_000000402032_00261_14343_6556.N1	27-NOV-2004 02:41:09	Bright	40.000	175	39Del Per	3.0100	19400.	80	14343	No
58	GOM_NL__2PRFIN20041127_024412_000000392032_00261_14343_6557.N1	27-NOV-2004 02:44:12	Bright	38.500	68	18Alp Cas	2.2250	4500.0	77	14343	No
59	GOM_NL__2PRFIN20041127_024527_000000392032_00261_14343_6558.N1	27-NOV-2004 02:45:27	Bright	38.500	74	11Bet Cas	2.2680	6600.0	77	14343	No
60	GOM_NL__2PRFIN20041127_025222_000000392032_00261_14343_6559.N1	27-NOV-2004 02:52:22	Bright	38.500	49	1Alp UMi	1.9900	6300.0	77	14343	No
61	GOM_NL__2PRFIN20041127_025659_000000392032_00261_14343_6560.N1	27-NOV-2004 02:56:59	Bright	38.500	60	7Bet UMi	2.0810	3950.0	77	14343	No
62	GOM_NL__2PRFIN20041127_025919_000000482032_00261_14343_6561.N1	27-NOV-2004 02:59:19	Bright	47.500	36	50Alp UMa	1.8000	6300.0	95	14343	No
63	GOM_NL__2PRFIN20041127_030056_000000462032_00261_14343_6562.N1	27-NOV-2004 03:00:56	Bright	46.000	82	48Bet UMa	2.3650	10600.	92	14343	No
64	GOM_NL__2PRFIN20041127_030241_000000392032_00261_14343_6563.N1	27-NOV-2004 03:02:41	Bright	38.500	55	79Zet UMa	2.0600	10200.	77	14343	No
65	GOM_NL__2PRFIN20041127_030417_000000392032_00261_14343_6564.N1	27-NOV-2004 03:04:17	Bright	38.500	39	85Eta UMa	1.8540	24000.	77	14343	No
66	GOM_NL__2PRFIN20041127_031006_000000352032_00261_14343_6565.N1	27-NOV-2004 03:10:06	Bright	35.000	83		2.3780	11000.	70	14343	No
67	GOM_NL__2PRFIN20041127_031235_000000362032_00261_14343_6566.N1	27-NOV-2004 03:12:35	Bright	35.500	3	16Alp Boo	-0.050000	4250.0	71	14343	No
68	GOM_NL__2PRFIN20041127_031546_000000732032_00261_14343_6567.N1	27-NOV-2004 03:15:46	Bright	72.500	96	68Del Leo	2.5600	9300.0	145	14343	No
69	GOM_NL__2PRFIN20041127_031955_000001422032_00261_14343_6568.N1	27-NOV-2004 03:19:55	Twilight	141.50	51	41Gam1Leo	2.0100	4500.0	283	14343	No
70	GOM_NL__2PRFIN20041127_032451_000000472032_00261_14343_6569.N1	27-NOV-2004 03:24:51	Twilight	47.000	163	7Del Crv	2.9450	11000.	94	14343	No
71	GOM_NL__2PRFIN20041127_032631_000000472032_00261_14343_6570.N1	27-NOV-2004 03:26:31	Twilight	47.000	106	9Bet Crv	2.6480	5600.0	94	14343	No
72	GOM_NL__2PRFIN20041127_032844_000000402032_00261_14343_6571.N1	27-NOV-2004 03:28:44	Twilight	40.000	123	1ot Cen	2.7500	10200.	80	14343	No
73	GOM_NL__2PRFIN20041127_033241_000000422032_00261_14343_6572.N1	27-NOV-2004 03:32:41	Dark	42.000	64	Gam Cen	2.2000	10600.	84	14343	No
74	GOM_NL__2PRFIN20041127_033438_000000482032_00261_14343_6573.N1	27-NOV-2004 03:34:38	Dark	48.000	10	Bet Cen	0.61000	28000.	96	14343	No
75	GOM_NL__2PRFIN20041127_033623_000000512032_00262_14344_6539.N1	27-NOV-2004 03:36:23	Dark	51.000	12	Alp1Cru	0.77500	30000.	102	14344	No
76	GOM_NL__2PRFIN20041127_033858_000000412032_00262_14344_6540.N1	27-NOV-2004 03:38:58	Dark	40.500	124	The Car	2.7640	30000.	81	14344	No
77	GOM_NL__2PRFIN20041127_034038_000000412032_00262_14344_6541.N1	27-NOV-2004 03:40:38	Dark	41.000	159	Ups Car	2.9200	7200.0	82	14344	No
78	GOM_NL__2PRFIN20041127_034330_000000452032_00262_14344_6542.N1	27-NOV-2004 03:43:30	Dark	44.500	41	Eps Car	1.8600	4100.0	89	14344	No
79	GOM_NL__2PRFIN20041127_034516_000000532032_00262_14344_6543.N1	27-NOV-2004 03:45:16	Dark	53.000	34	Gam2Vel	1.7930	23000.	106	14344	No
80	GOM_NL__2PRFIN20041127_034651_000000582032_00262_14344_6544.N1	27-NOV-2004 03:46:51	Dark	57.500	70	Zet Pup	2.2460	39000.	115	14344	No
81	GOM_NL__2PRFIN20041127_034856_000000482032_00262_14344_6545.N1	27-NOV-2004 03:48:56	Dark	48.000	2	Alp Car	-0.73600	7000.0	96	14344	No
82	GOM_NL__2PRFIN20041127_035029_000000682032_00262_14344_6546.N1	27-NOV-2004 03:50:29	Dark	68.000	117	Pi Pup	2.7060	3800.0	136	14344	No
83	GOM_NL__2PRFIN20041127_035425_000000722032_00262_14344_6547.N1	27-NOV-2004 03:54:25	Dark	72.000	23	21Eps CMa	1.5020	26000.	144	14344	No
84	GOM_NL__2PRFIN20041127_035639_000000842032_00262_14344_6548.N1	27-NOV-2004 03:56:39	Straylight	83.500	179	24Omi2CMa	3.0320	24000.	167	14344	No
85	GOM_NL__2PRFIN20041127_040121_000001092032_00262_14344_6549.N1	27-NOV-2004 04:01:21	Straylight	109.00	1	9Alp CMa	-1.4400	11000.	218	14344	No
86	GOM_NL__2PRFIN20041127_040514_000000622032_00262_14344_6550.N1	27-NOV-2004 04:05:14	Straylight	61.500	7	19Bet Ori	0.10000	14000.	123	14344	No
87	GOM_NL__2PRFIN20041127_040832_000000722032_00262_14344_6551.N1	27-NOV-2004 04:08:32	Twilight	71.500	30	46Eps Ori	1.6940	30000.	143	14344	No
88	GOM_NL__2PRFIN20041127_041124_000000702032_00262_14344_6552.N1	27-NOV-2004 04:11:24	Bright	69.500	27	24Gam Ori	1.6360	26000.	139	14344	No
89	GOM_NL__2PRFIN20041127_041406_000000382032_00262_14344_6553.N1	27-NOV-2004 04:14:06	Bright	37.500	105	6Bet Ari	2.6450	8900.0	75	14344	No
90	GOM_NL__2PRFIN20041127_041719_000000412032_00262_14344_6554.N1	27-NOV-2004 04:17:19	Bright	41.000	150	44Zet Per	2.8900	28000.	82	14344	No
91	GOM_NL__2PRFIN20041127_041925_000000402032_00262_14344_6555.N1	27-NOV-2004 04:19:25	Bright	39.500	79	26Bet Per	2.3100	13100.	79	14344	No
92	GOM_NL__2PRFIN20041127_042145_000000392032_00262_14344_6556.N1	27-NOV-2004 04:21:45	Bright	39.000	175	39Del Per	3.0100	19400.	78	14344	No
93	GOM_NL__2PRFIN20041127_042448_000000382032_00262_14344_6557.N1	27-NOV-2004 04:24:48	Bright	38.000	68	18Alp Cas	2.2250	4500.0	76	14344	No
94	GOM_NL__2PRFIN20041127_042603_000000412032_00262_14344_6558.N1	27-NOV-2004 04:26:03	Bright	41.000	74	11Bet Cas	2.2680	6600.0	82	14344	No
95	GOM_NL__2PRFIN20041127_043257_000000372032_00262_14344_6559.N1	27-NOV-2004 04:32:57	Bright	37.000	49	1Alp UMi	1.9900	6300.0	74	14344	No
96	GOM_NL__2PRFIN20041127_043734_000000352032_00262_14344_6560.N1	27-NOV-2004 04:37:34	Bright	35.000	60	7Bet UMi	2.0810	3950.0	70	14344	No
97	GOM_NL__2PRFIN20041127_043955_000000452032_00262_14344_6561.N1	27-NOV-2004 04:39:55	Bright	45.000	36	50Alp UMa	1.8000	6300.0	90	14344	No
98	GOM_NL__2PRFIN20041127_044131_000000472032_00262_14344_6562.N1	27-NOV-2004 04:41:31	Bright	47.000	82	48Bet UMa	2.3650	10600.	94	14344	No
99	GOM_NL__2PRFIN20041127_044317_000000392032_00262_14344_6563.N1	27-NOV-2004 04:43:17	Bright	38.500	55	79Zet UMa	2.0600	10200.	77	14344	No
100	GOM_NL__2PRFIN20041127_044452_000000382032_00262_14344_6564.N1	27-NOV-2004 04:44:52	Bright	37.500	39	85Eta UMa	1.8540	24000.	75	14344	No
101	GOM_NL__2PRFIN20041127_044741_000000372032_00262_14344_6565.N1	27-NOV-2004 04:47:41	Bright	36.500	180	27Gam Boo	3.0400	8000.0	73	14344	No

102	GOM_NL__2PRFIN20041127_045041_000000372032_00262_14344_6566.N1	27-NOV-2004 04:50:41	Bright	37.000	83		2.3780	11000.	74	14344	No
103	GOM_NL__2PRFIN20041127_045311_000000362032_00262_14344_6567.N1	27-NOV-2004 04:53:11	Bright	36.000	3	16Alp Boo	-0.050000	4250.0	72	14344	No
104	GOM_NL__2PRFIN20041127_045622_000000662032_00262_14344_6568.N1	27-NOV-2004 04:56:22	Bright	65.500	96	68Del Leo	2.5600	9300.0	131	14344	No
105	GOM_NL__2PRFIN20041127_050033_000001652032_00262_14344_6569.N1	27-NOV-2004 05:00:33	Twilight	165.00	51	41Gam1Leo	2.0100	4500.0	330	14344	No
106	GOM_NL__2PRFIN20041127_050527_000000452032_00262_14344_6570.N1	27-NOV-2004 05:05:27	Twilight	44.500	163	7Del Crv	2.9450	11000.	89	14344	No
107	GOM_NL__2PRFIN20041127_050707_000000462032_00262_14344_6571.N1	27-NOV-2004 05:07:07	Twilight	46.000	106	9Bet Crv	2.6480	5600.0	92	14344	No
108	GOM_NL__2PRFIN20041127_050921_000000412032_00262_14344_6572.N1	27-NOV-2004 05:09:21	Twilight	41.000	123	1ot Cen	2.7500	10200.	82	14344	No
109	GOM_NL__2PRFIN20041127_051318_000000462032_00262_14344_6573.N1	27-NOV-2004 05:13:18	Dark	46.000	64	Gam Cen	2.2000	10600.	92	14344	No
110	GOM_NL__2PRFIN20041127_051514_000000502032_00262_14344_6574.N1	27-NOV-2004 05:15:14	Dark	49.500	10	Bet Cen	0.61000	28000.	99	14344	No
111	GOM_NL__2PRFIN20041127_051659_000000412032_00263_14345_6540.N1	27-NOV-2004 05:16:59	Dark	41.000	12	Alp1Cru	0.77500	30000.	82	14345	No
112	GOM_NL__2PRFIN20041127_051934_000000412032_00263_14345_6541.N1	27-NOV-2004 05:19:34	Dark	40.500	124	The Car	2.7640	30000.	81	14345	No
113	GOM_NL__2PRFIN20041127_052114_000000412032_00263_14345_6542.N1	27-NOV-2004 05:21:14	Dark	41.000	159	Ups Car	2.9200	7200.0	82	14345	No
114	GOM_NL__2PRFIN20041127_052405_000000462032_00263_14345_6543.N1	27-NOV-2004 05:24:05	Dark	46.000	41	Eps Car	1.8600	4100.0	92	14345	No
115	GOM_NL__2PRFIN20041127_052552_000000522032_00263_14345_6544.N1	27-NOV-2004 05:25:52	Dark	51.500	34	Gam2Vel	1.7930	23000.	103	14345	No
116	GOM_NL__2PRFIN20041127_052728_000000572032_00263_14345_6545.N1	27-NOV-2004 05:27:28	Dark	57.000	70	Zet Pup	2.2460	39000.	114	14345	No
117	GOM_NL__2PRFIN20041127_052932_000000592032_00263_14345_6546.N1	27-NOV-2004 05:29:32	Dark	59.000	2	Alp Car	-0.73600	7000.0	118	14345	No
118	GOM_NL__2PRFIN20041127_053107_000000682032_00263_14345_6547.N1	27-NOV-2004 05:31:07	Dark	68.000	117	Pi Pup	2.7060	3800.0	136	14345	No
119	GOM_NL__2PRFIN20041127_053502_000000712032_00263_14345_6548.N1	27-NOV-2004 05:35:02	Dark	70.500	23	21Eps CMa	1.5020	26000.	141	14345	No
120	GOM_NL__2PRFIN20041127_053715_000000822032_00263_14345_6549.N1	27-NOV-2004 05:37:15	Straylight	82.000	179	24Omi2CMa	3.0320	24000.	164	14345	No
121	GOM_NL__2PRFIN20041127_054157_000001122032_00263_14345_6550.N1	27-NOV-2004 05:41:57	Straylight	111.50	1	9Alp CMa	-1.4400	11000.	223	14345	No
122	GOM_NL__2PRFIN20041127_054550_000000732032_00263_14345_6551.N1	27-NOV-2004 05:45:50	Straylight	73.000	7	19Bet Ori	0.10000	14000.	146	14345	No
123	GOM_NL__2PRFIN20041127_054908_000000762032_00263_14345_6552.N1	27-NOV-2004 05:49:08	Twilight	75.500	30	46Eps Ori	1.6940	30000.	151	14345	No
124	GOM_NL__2PRFIN20041127_055200_000000692032_00263_14345_6553.N1	27-NOV-2004 05:52:00	Bright	69.000	27	24Gam Ori	1.6360	26000.	138	14345	No
125	GOM_NL__2PRFIN20041127_055442_000000392032_00263_14345_6554.N1	27-NOV-2004 05:54:42	Bright	38.500	105	6Bet Ari	2.6450	8900.0	77	14345	No
126	GOM_NL__2PRFIN20041127_055756_000000422032_00263_14345_6555.N1	27-NOV-2004 05:57:56	Bright	41.500	150	44Zet Per	2.8900	28000.	83	14345	No
127	GOM_NL__2PRFIN20041127_060002_000000382032_00263_14345_6556.N1	27-NOV-2004 06:00:02	Bright	37.500	79	26Bet Per	2.3100	13100.	75	14345	No
128	GOM_NL__2PRFIN20041127_060222_000000382032_00263_14345_6557.N1	27-NOV-2004 06:02:22	Bright	37.500	175	39Del Per	3.0100	19400.	75	14345	No
129	GOM_NL__2PRFIN20041127_060524_000000392032_00263_14345_6558.N1	27-NOV-2004 06:05:24	Bright	39.000	68	18Alp Cas	2.2250	4500.0	78	14345	No
130	GOM_NL__2PRFIN20041127_060640_000000402032_00263_14345_6559.N1	27-NOV-2004 06:06:40	Bright	39.500	74	11Bet Cas	2.2680	6600.0	79	14345	No
131	GOM_NL__2PRFIN20041127_061334_000000352032_00263_14345_6560.N1	27-NOV-2004 06:13:34	Bright	34.500	49	1Alp UMi	1.9900	6300.0	69	14345	No
132	GOM_NL__2PRFIN20041127_061810_000000382032_00263_14345_6561.N1	27-NOV-2004 06:18:10	Bright	38.000	60	7Bet UMi	2.0810	3950.0	76	14345	No
133	GOM_NL__2PRFIN20041127_062030_000000462032_00263_14345_6562.N1	27-NOV-2004 06:20:30	Bright	45.500	36	50Alp UMa	1.8000	6300.0	91	14345	No
134	GOM_NL__2PRFIN20041127_062207_000000472032_00263_14345_6563.N1	27-NOV-2004 06:22:07	Bright	46.500	82	48Bet UMa	2.3650	10600.	93	14345	No
135	GOM_NL__2PRFIN20041127_062353_000000402032_00263_14345_6564.N1	27-NOV-2004 06:23:53	Bright	39.500	55	79Zet UMa	2.0600	10200.	79	14345	No
136	GOM_NL__2PRFIN20041127_062528_000000392032_00263_14345_6565.N1	27-NOV-2004 06:25:28	Bright	38.500	39	85Eta UMa	1.8540	24000.	77	14345	No
137	GOM_NL__2PRFIN20041127_062817_000000372032_00263_14345_6566.N1	27-NOV-2004 06:28:17	Bright	37.000	180	27Gam Boo	3.0400	8000.0	74	14345	No
138	GOM_NL__2PRFIN20041127_063115_000000392032_00263_14345_6567.N1	27-NOV-2004 06:31:15	Bright	38.500	83		2.3780	11000.	77	14345	No
139	GOM_NL__2PRFIN20041127_063348_000000372032_00263_14345_6568.N1	27-NOV-2004 06:33:48	Bright	36.500	3	16Alp Boo	-0.050000	4250.0	73	14345	No
140	GOM_NL__2PRFIN20041127_063659_000000662032_00263_14345_6569.N1	27-NOV-2004 06:36:59	Bright	65.500	96	68Del Leo	2.5600	9300.0	131	14345	No
141	GOM_NL__2PRFIN20041127_064112_000001782032_00263_14345_6570.N1	27-NOV-2004 06:41:12	Twilight	177.50	51	41Gam1Leo	2.0100	4500.0	355	14345	No
142	GOM_NL__2PRFIN20041127_064604_000000472032_00263_14345_6571.N1	27-NOV-2004 06:46:04	Twilight	47.000	163	7Del Crv	2.9450	11000.	94	14345	No
143	GOM_NL__2PRFIN20041127_064744_000000482032_00263_14345_6572.N1	27-NOV-2004 06:47:44	Twilight	47.500	106	9Bet Crv	2.6480	5600.0	95	14345	No
144	GOM_NL__2PRFIN20041127_064957_000000442032_00263_14345_6573.N1	27-NOV-2004 06:49:57	Twilight	43.500	123	1ot Cen	2.7500	10200.	87	14345	No
145	GOM_NL__2PRFIN20041127_065407_000000412032_00263_14345_6574.N1	27-NOV-2004 06:54:07	Dark	40.500	77	Eps Cen	2.3030	28000.	81	14345	No
146	GOM_NL__2PRFIN20041127_065550_000000442032_00263_14345_6575.N1	27-NOV-2004 06:55:50	Dark	44.000	10	Bet Cen	0.61000	28000.	88	14345	No
147	GOM_NL__2PRFIN20041127_065736_000000462032_00264_14346_6541.N1	27-NOV-2004 06:57:36	Dark	45.500	12	Alp1Cru	0.77500	30000.	91	14346	No
148	GOM_NL__2PRFIN20041127_070011_000000412032_00264_14346_6542.N1	27-NOV-2004 07:00:11	Dark	41.000	124	The Car	2.7640	30000.	82	14346	No
149	GOM_NL__2PRFIN20041127_070151_000000412032_00264_14346_6543.N1	27-NOV-2004 07:01:51	Dark	41.000	159	Ups Car	2.9200	7200.0	82	14346	No
150	GOM_NL__2PRFIN20041127_070443_000000462032_00264_14346_6544.N1	27-NOV-2004 07:04:43	Dark	46.000	41	Eps Car	1.8600	4100.0	92	14346	No
151	GOM_NL__2PRFIN20041127_070629_000000502032_00264_14346_6545.N1	27-NOV-2004 07:06:29	Dark	49.500	34	Gam2Vel	1.7930	23000.	99	14346	No
152	GOM_NL__2PRFIN20041127_070806_000000592032_00264_14346_6546.N1	27-NOV-2004 07:08:06	Dark	59.000	70	Zet Pup	2.2460	39000.	118	14346	No
153	GOM_NL__2PRFIN20041127_071009_000000592032_00264_14346_6547.N1	27-NOV-2004 07:10:09	Dark	59.000	2	Alp Car	-0.73600	7000.0	118	14346	No
154	GOM_NL__2PRFIN20041127_071143_000000682032_00264_14346_6548.N1	27-NOV-2004 07:11:43	Dark	68.000	117	Pi Pup	2.7060	3800.0	136	14346	No
155	GOM_NL__2PRFIN20041127_071538_000000742032_00264_14346_6549.N1	27-NOV-2004 07:15:38	Dark	73.500	23	21Eps CMa	1.5020	26000.	147	14346	No
156	GOM_NL__2PRFIN20041127_071751_000000802032_00264_14346_6550.N1	27-NOV-2004 07:17:51	Straylight	79.500	179	24Omi2CMa	3.0320	24000.	159	14346	No
157	GOM_NL__2PRFIN20041127_072233_000001112032_00264_14346_6551.N1	27-NOV-2004 07:22:33	Straylight	110.50	1	9Alp CMa	-1.4400	11000.	221	14346	No
158	GOM_NL__2PRFIN20041127_072625_000000722032_00264_14346_6552.N1	27-NOV-2004 07:26:25	Straylight	71.500	7	19Bet Ori	0.10000	14000.	143	14346	No
159	GOM_NL__2PRFIN20041127_072943_000000752032_00264_14346_6553.N1	27-NOV-2004 07:29:43	Twilight	74.500	30	46Eps Ori	1.6940	30000.	149	14346	No
160	GOM_NL__2PRFIN20041127_073234_000000702032_00264_14346_6554.N1	27-NOV-2004 07:32:34	Bright	69.500	27	24Gam Ori	1.6360	26000.	139	14346	No

161	GOM_NL__2PRFIN20041127_073519_000000382032_00264_14346_6555.N1	27-NOV-2004 07:35:19	Bright	37.500	105	6Bet Ari	2.6450	8900.0	75	14346	No
162	GOM_NL__2PRFIN20041127_073832_000000412032_00264_14346_6556.N1	27-NOV-2004 07:38:32	Bright	40.500	150	44Zet Per	2.8900	28000.	81	14346	No
163	GOM_NL__2PRFIN20041127_074038_000000382032_00264_14346_6557.N1	27-NOV-2004 07:40:38	Bright	38.000	79	26Bet Per	2.3100	13100.	76	14346	No
164	GOM_NL__2PRFIN20041127_074258_000000372032_00264_14346_6558.N1	27-NOV-2004 07:42:58	Bright	37.000	175	39Del Per	3.0100	19400.	74	14346	No
165	GOM_NL__2PRFIN20041127_074601_000000382032_00264_14346_6559.N1	27-NOV-2004 07:46:01	Bright	38.000	68	18Alp Cas	2.2250	4500.0	76	14346	No
166	GOM_NL__2PRFIN20041127_074716_000000392032_00264_14346_6560.N1	27-NOV-2004 07:47:16	Bright	38.500	74	11Bet Cas	2.2680	6600.0	77	14346	No
167	GOM_NL__2PRFIN20041127_075410_000000372032_00264_14346_6561.N1	27-NOV-2004 07:54:10	Bright	37.000	49	1Alp UMi	1.9900	6300.0	74	14346	No
168	GOM_NL__2PRFIN20041127_075847_000000392032_00264_14346_6562.N1	27-NOV-2004 07:58:47	Bright	38.500	60	7Bet UMi	2.0810	3950.0	77	14346	No
169	GOM_NL__2PRFIN20041127_080106_000000462032_00264_14346_6563.N1	27-NOV-2004 08:01:06	Bright	45.500	36	50Alp UMa	1.8000	6300.0	91	14346	No
170	GOM_NL__2PRFIN20041127_080240_000000492032_00264_14346_6564.N1	27-NOV-2004 08:02:40	Bright	49.000	82	48Bet UMa	2.3650	10600.	98	14346	No
171	GOM_NL__2PRFIN20041127_080428_000000392032_00264_14346_6565.N1	27-NOV-2004 08:04:28	Bright	38.500	55	79Zet UMa	2.0600	10200.	77	14346	No
172	GOM_NL__2PRFIN20041127_080605_000000372032_00264_14346_6566.N1	27-NOV-2004 08:06:05	Bright	37.000	39	85Eta UMa	1.8540	24000.	74	14346	No
173	GOM_NL__2PRFIN20041127_080854_000000352032_00264_14346_6567.N1	27-NOV-2004 08:08:54	Bright	34.500	180	27Gam Boo	3.0400	8000.0	69	14346	No
174	GOM_NL__2PRFIN20041127_081151_000000382032_00264_14346_6568.N1	27-NOV-2004 08:11:51	Bright	38.000	83		2.3780	11000.	76	14346	No
175	GOM_NL__2PRFIN20041127_081424_000000362032_00264_14346_6569.N1	27-NOV-2004 08:14:24	Bright	35.500	3	16Alp Boo	-0.050000	4250.0	71	14346	No
176	GOM_NL__2PRFIN20041127_081735_000000662032_00264_14346_6570.N1	27-NOV-2004 08:17:35	Bright	65.500	96	68Del Leo	2.5600	9300.0	131	14346	No
177	GOM_NL__2PRFIN20041127_082150_000001852032_00264_14346_6571.N1	27-NOV-2004 08:21:50	Twilight	185.00	51	41Gam1Leo	2.0100	4500.0	370	14346	No
178	GOM_NL__2PRFIN20041127_082641_000000462032_00264_14346_6572.N1	27-NOV-2004 08:26:41	Twilight	45.500	163	7Del Crv	2.9450	11000.	91	14346	No
179	GOM_NL__2PRFIN20041127_082821_000000462032_00264_14346_6573.N1	27-NOV-2004 08:28:21	Twilight	45.500	106	9Bet Crv	2.6480	5600.0	91	14346	No
180	GOM_NL__2PRFIN20041127_083034_000000412032_00264_14346_6574.N1	27-NOV-2004 08:30:34	Twilight	41.000	123	1ot Cen	2.7500	10200.	82	14346	No
181	GOM_NL__2PRFIN20041127_083444_000000392032_00264_14346_6575.N1	27-NOV-2004 08:34:44	Dark	39.000	77	Eps Cen	2.3030	28000.	78	14346	No
182	GOM_NL__2PRFIN20041127_083626_000000442032_00264_14346_6576.N1	27-NOV-2004 08:36:26	Dark	44.000	10	Bet Cen	0.61000	28000.	88	14346	No
183	GOM_NL__2PRFIN20041127_083812_000000442032_00265_14347_6542.N1	27-NOV-2004 08:38:12	Dark	44.000	12	Alp1Cru	0.77500	30000.	88	14347	No
184	GOM_NL__2PRFIN20041127_084048_000000392032_00265_14347_6543.N1	27-NOV-2004 08:40:48	Dark	38.500	124	The Car	2.7640	30000.	77	14347	No
185	GOM_NL__2PRFIN20041127_084228_000000402032_00265_14347_6544.N1	27-NOV-2004 08:42:28	Dark	39.500	159	Ups Car	2.9200	7200.0	79	14347	No
186	GOM_NL__2PRFIN20041127_084520_000000452032_00265_14347_6545.N1	27-NOV-2004 08:45:20	Dark	45.000	41	Eps Car	1.8600	4100.0	90	14347	No
187	GOM_NL__2PRFIN20041127_084706_000000582032_00265_14347_6546.N1	27-NOV-2004 08:47:06	Dark	57.500	34	Gam2Vel	1.7930	23000.	115	14347	No
188	GOM_NL__2PRFIN20041127_084843_000000582032_00265_14347_6547.N1	27-NOV-2004 08:48:43	Dark	57.500	70	Zet Pup	2.2460	39000.	115	14347	No
189	GOM_NL__2PRFIN20041127_085046_000000592032_00265_14347_6548.N1	27-NOV-2004 08:50:46	Dark	59.000	2	Alp Car	-0.73600	7000.0	118	14347	No
190	GOM_NL__2PRFIN20041127_085220_000000702032_00265_14347_6549.N1	27-NOV-2004 08:52:20	Dark	70.000	117	Pi Pup	2.7060	3800.0	140	14347	No
191	GOM_NL__2PRFIN20041127_085613_000000732032_00265_14347_6550.N1	27-NOV-2004 08:56:13	Dark	73.000	23	21Eps CMa	1.5020	26000.	146	14347	No
192	GOM_NL__2PRFIN20041127_085829_000000792032_00265_14347_6551.N1	27-NOV-2004 08:58:29	Straylight	79.000	179	24Omi2CMa	3.0320	24000.	158	14347	No
193	GOM_NL__2PRFIN20041127_090308_000001102032_00265_14347_6552.N1	27-NOV-2004 09:03:08	Straylight	109.50	1	9Alp CMa	-1.4400	11000.	219	14347	No
194	GOM_NL__2PRFIN20041127_090701_000000672032_00265_14347_6553.N1	27-NOV-2004 09:07:01	Straylight	67.000	7	19Bet Ori	0.10000	14000.	134	14347	No
195	GOM_NL__2PRFIN20041127_091019_000000742032_00265_14347_6554.N1	27-NOV-2004 09:10:19	Twilight	73.500	30	46Eps Ori	1.6940	30000.	147	14347	No
196	GOM_NL__2PRFIN20041127_091309_000000702032_00265_14347_6555.N1	27-NOV-2004 09:13:09	Bright	69.500	27	24Gam Ori	1.6360	26000.	139	14347	No
197	GOM_NL__2PRFIN20041127_091555_000000382032_00265_14347_6556.N1	27-NOV-2004 09:15:55	Bright	38.000	105	6Bet Ari	2.6450	8900.0	76	14347	No
198	GOM_NL__2PRFIN20041127_091908_000000422032_00265_14347_6557.N1	27-NOV-2004 09:19:08	Bright	41.500	150	44Zet Per	2.8900	28000.	83	14347	No
199	GOM_NL__2PRFIN20041127_092114_000000382032_00265_14347_6558.N1	27-NOV-2004 09:21:14	Bright	37.500	79	26Bet Per	2.3100	13100.	75	14347	No
200	GOM_NL__2PRFIN20041127_092333_000000382032_00265_14347_6559.N1	27-NOV-2004 09:23:33	Bright	38.000	175	39Del Per	3.0100	19400.	76	14347	No
201	GOM_NL__2PRFIN20041127_092637_000000402032_00265_14347_6560.N1	27-NOV-2004 09:26:37	Bright	39.500	68	18Alp Cas	2.2250	4500.0	79	14347	No
202	GOM_NL__2PRFIN20041127_092753_000000442032_00265_14347_6561.N1	27-NOV-2004 09:27:53	Bright	43.500	74	11Bet Cas	2.2680	6600.0	87	14347	No
203	GOM_NL__2PRFIN20041127_093446_000000372032_00265_14347_6562.N1	27-NOV-2004 09:34:46	Bright	36.500	49	1Alp UMi	1.9900	6300.0	73	14347	No
204	GOM_NL__2PRFIN20041127_093923_000000382032_00265_14347_6563.N1	27-NOV-2004 09:39:23	Bright	38.000	60	7Bet UMi	2.0810	3950.0	76	14347	No
205	GOM_NL__2PRFIN20041127_094141_000000482032_00265_14347_6564.N1	27-NOV-2004 09:41:41	Bright	47.500	36	50Alp UMa	1.8000	6300.0	95	14347	No
206	GOM_NL__2PRFIN20041127_094316_000000492032_00265_14347_6565.N1	27-NOV-2004 09:43:16	Bright	49.000	82	48Bet UMa	2.3650	10600.	98	14347	No
207	GOM_NL__2PRFIN20041127_094504_000000402032_00265_14347_6566.N1	27-NOV-2004 09:45:04	Bright	40.000	55	79Zet UMa	2.0600	10200.	80	14347	No
208	GOM_NL__2PRFIN20041127_094641_000000372032_00265_14347_6567.N1	27-NOV-2004 09:46:41	Bright	37.000	39	85Eta UMa	1.8540	24000.	74	14347	No
209	GOM_NL__2PRFIN20041127_094930_000000402032_00265_14347_6568.N1	27-NOV-2004 09:49:30	Bright	40.000	180	27Gam Boo	3.0400	8000.0	80	14347	No
210	GOM_NL__2PRFIN20041127_095229_000000362032_00265_14347_6569.N1	27-NOV-2004 09:52:29	Bright	35.500	83		2.3780	11000.	71	14347	No
211	GOM_NL__2PRFIN20041127_095500_000000352032_00265_14347_6570.N1	27-NOV-2004 09:55:00	Bright	34.500	3	16Alp Boo	-0.050000	4250.0	69	14347	No
212	GOM_NL__2PRFIN20041127_095811_000000672032_00265_14347_6571.N1	27-NOV-2004 09:58:11	Bright	67.000	96	68Del Leo	2.5600	9300.0	134	14347	No
213	GOM_NL__2PRFIN20041127_100228_000001532032_00265_14347_6572.N1	27-NOV-2004 10:02:28	Twilight	152.50	51	41Gam1Leo	2.0100	4500.0	305	14347	No
214	GOM_NL__2PRFIN20041127_100718_000000442032_00265_14347_6573.N1	27-NOV-2004 10:07:18	Twilight	44.000	163	7Del Crv	2.9450	11000.	88	14347	No
215	GOM_NL__2PRFIN20041127_100858_000000462032_00265_14347_6574.N1	27-NOV-2004 10:08:58	Twilight	45.500	106	9Bet Crv	2.6480	5600.0	91	14347	No
216	GOM_NL__2PRFIN20041127_101110_000000402032_00265_14347_6575.N1	27-NOV-2004 10:11:10	Twilight	40.000	123	1ot Cen	2.7500	10200.	80	14347	No
217	GOM_NL__2PRFIN20041127_101520_000000392032_00265_14347_6576.N1	27-NOV-2004 10:15:20	Dark	38.500	77	Eps Cen	2.3030	28000.	77	14347	No
218	GOM_NL__2PRFIN20041127_101703_000000502032_00265_14347_6577.N1	27-NOV-2004 10:17:03	Dark	50.000	10	Bet Cen	0.61000	28000.	100	14347	No
219	GOM_NL__2PRFIN20041127_101848_000000402032_00266_14348_6543.N1	27-NOV-2004 10:18:48	Dark	39.500	12	Alp1Cru	0.77500	30000.	79	14348	No

220	GOM_NL__2PRFIN20041127_102124_000000402032_00266_14348_6544.N1	27-NOV-2004 10:21:24	Dark	39.500	124	The Car	2.7640	30000.	79	14348	No
221	GOM_NL__2PRFIN20041127_102304_000000412032_00266_14348_6545.N1	27-NOV-2004 10:23:04	Dark	41.000	159	Ups Car	2.9200	7200.0	82	14348	No
222	GOM_NL__2PRFIN20041127_102557_000000432032_00266_14348_6546.N1	27-NOV-2004 10:25:57	Dark	43.000	41	Eps Car	1.8600	4100.0	86	14348	No
223	GOM_NL__2PRFIN20041127_102743_000000502032_00266_14348_6547.N1	27-NOV-2004 10:27:43	Dark	50.000	34	Gam2Vel	1.7930	23000.	100	14348	No
224	GOM_NL__2PRFIN20041127_102921_000000572032_00266_14348_6548.N1	27-NOV-2004 10:29:21	Dark	57.000	70	Zet Pup	2.2460	39000.	114	14348	No
225	GOM_NL__2PRFIN20041127_103122_000000592032_00266_14348_6549.N1	27-NOV-2004 10:31:22	Dark	59.000	2	Alp Car	-0.73600	7000.0	118	14348	No
226	GOM_NL__2PRFIN20041127_103258_000000692032_00266_14348_6550.N1	27-NOV-2004 10:32:58	Dark	68.500	117	Pi Pup	2.7060	3800.0	137	14348	No
227	GOM_NL__2PRFIN20041127_103652_000000712032_00266_14348_6551.N1	27-NOV-2004 10:36:52	Dark	71.000	23	21Eps CMa	1.5020	26000.	142	14348	No
228	GOM_NL__2PRFIN20041127_103905_000000802032_00266_14348_6552.N1	27-NOV-2004 10:39:05	Straylight	79.500	179	24Omi2CMa	3.0320	24000.	159	14348	No
229	GOM_NL__2PRFIN20041127_104345_000001102032_00266_14348_6553.N1	27-NOV-2004 10:43:45	Straylight	110.00	1	9Alp CMa	-1.4400	11000.	220	14348	No
230	GOM_NL__2PRFIN20041127_104736_000000692032_00266_14348_6554.N1	27-NOV-2004 10:47:36	Straylight	68.500	7	19Bet Ori	0.10000	14000.	137	14348	No
231	GOM_NL__2PRFIN20041127_105052_000000732032_00266_14348_6555.N1	27-NOV-2004 10:50:52	Tw_i_and_stray	72.500	30	46Eps Ori	1.6940	30000.	145	14348	No
232	GOM_NL__2PRFIN20041127_105345_000000682032_00266_14348_6556.N1	27-NOV-2004 10:53:45	Bright	68.000	27	24Gam Ori	1.6360	26000.	136	14348	No
233	GOM_NL__2PRFIN20041127_105631_000000372032_00266_14348_6557.N1	27-NOV-2004 10:56:31	Bright	37.000	105	6Bet Ari	2.6450	8900.0	74	14348	No
234	GOM_NL__2PRFIN20041127_105943_000000402032_00266_14348_6558.N1	27-NOV-2004 10:59:43	Bright	40.000	150	44Zet Per	2.8900	28000.	80	14348	No
235	GOM_NL__2PRFIN20041127_110149_000000382032_00266_14348_6559.N1	27-NOV-2004 11:01:49	Bright	37.500	79	26Bet Per	2.3100	13100.	75	14348	No
236	GOM_NL__2PRFIN20041127_110409_000000392032_00266_14348_6560.N1	27-NOV-2004 11:04:09	Bright	39.000	175	39Del Per	3.0100	19400.	78	14348	No
237	GOM_NL__2PRFIN20041127_110713_000000382032_00266_14348_6561.N1	27-NOV-2004 11:07:13	Bright	38.000	68	18Alp Cas	2.2250	4500.0	76	14348	No
238	GOM_NL__2PRFIN20041127_110829_000000392032_00266_14348_6562.N1	27-NOV-2004 11:08:29	Bright	38.500	74	11Bet Cas	2.2680	6600.0	77	14348	No
239	GOM_NL__2PRFIN20041127_111522_000000392032_00266_14348_6563.N1	27-NOV-2004 11:15:22	Bright	38.500	49	1Alp UMi	1.9900	6300.0	77	14348	No
240	GOM_NL__2PRFIN20041127_111959_000000402032_00266_14348_6564.N1	27-NOV-2004 11:19:59	Bright	39.500	60	7Bet UMi	2.0810	3950.0	79	14348	No
241	GOM_NL__2PRFIN20041127_112217_000000432032_00266_14348_6565.N1	27-NOV-2004 11:22:17	Bright	42.500	36	50Alp UMa	1.8000	6300.0	85	14348	No
242	GOM_NL__2PRFIN20041127_112354_000000462032_00266_14348_6566.N1	27-NOV-2004 11:23:54	Bright	46.000	82	48Bet UMa	2.3650	10600.	92	14348	No
243	GOM_NL__2PRFIN20041127_112541_000000372032_00266_14348_6567.N1	27-NOV-2004 11:25:41	Bright	37.000	55	79Zet UMa	2.0600	10200.	74	14348	No
244	GOM_NL__2PRFIN20041127_112717_000000382032_00266_14348_6568.N1	27-NOV-2004 11:27:17	Bright	38.000	39	85Eta UMa	1.8540	24000.	76	14348	No
245	GOM_NL__2PRFIN20041127_113006_000000372032_00266_14348_6569.N1	27-NOV-2004 11:30:06	Bright	37.000	180	27Gam Boo	3.0400	8000.0	74	14348	No
246	GOM_NL__2PRFIN20041127_113306_000000362032_00266_14348_6570.N1	27-NOV-2004 11:33:06	Bright	36.000	83		2.3780	11000.	72	14348	No
247	GOM_NL__2PRFIN20041127_113536_000000362032_00266_14348_6571.N1	27-NOV-2004 11:35:36	Bright	36.000	3	16Alp Boo	-0.050000	4250.0	72	14348	No
248	GOM_NL__2PRFIN20041127_113848_000000642032_00266_14348_6572.N1	27-NOV-2004 11:38:48	Bright	64.000	96	68Del Leo	2.5600	9300.0	128	14348	No
249	GOM_NL__2PRFIN20041127_114306_000001722032_00266_14348_6573.N1	27-NOV-2004 11:43:06	Tw_i_and_stray	171.50	51	41Gam1Leo	2.0100	4500.0	343	14348	No
250	GOM_NL__2PRFIN20041127_114754_000000462032_00266_14348_6574.N1	27-NOV-2004 11:47:54	Tw_i_and_stray	45.500	163	7Del Crv	2.9450	11000.	91	14348	No
251	GOM_NL__2PRFIN20041127_114934_000000482032_00266_14348_6575.N1	27-NOV-2004 11:49:34	Twilight	48.000	106	9Bet Crv	2.6480	5600.0	96	14348	No
252	GOM_NL__2PRFIN20041127_115146_000000412032_00266_14348_6576.N1	27-NOV-2004 11:51:46	Twilight	40.500	123	1ot Cen	2.7500	10200.	81	14348	No
253	GOM_NL__2PRFIN20041127_115555_000000392032_00266_14348_6577.N1	27-NOV-2004 11:55:55	Dark	38.500	77	Eps Cen	2.3030	28000.	77	14348	No
254	GOM_NL__2PRFIN20041127_115738_000000422032_00266_14348_6578.N1	27-NOV-2004 11:57:38	Dark	42.000	10	Bet Cen	0.61000	28000.	84	14348	No
255	GOM_NL__2PRFIN20041127_115924_000000452032_00267_14349_6543.N1	27-NOV-2004 11:59:24	Dark	45.000	12	Alp1Cru	0.77500	30000.	90	14349	No
256	GOM_NL__2PRFIN20041127_120200_000000412032_00267_14349_6544.N1	27-NOV-2004 12:02:00	Dark	40.500	124	The Car	2.7640	30000.	81	14349	No
257	GOM_NL__2PRFIN20041127_120340_000000402032_00267_14349_6545.N1	27-NOV-2004 12:03:40	Dark	40.000	159	Ups Car	2.9200	7200.0	80	14349	No
258	GOM_NL__2PRFIN20041127_120633_000000442032_00267_14349_6546.N1	27-NOV-2004 12:06:33	Dark	44.000	41	Eps Car	1.8600	4100.0	88	14349	No
259	GOM_NL__2PRFIN20041127_120820_000000502032_00267_14349_6547.N1	27-NOV-2004 12:08:20	Dark	49.500	34	Gam2Vel	1.7930	23000.	99	14349	No
260	GOM_NL__2PRFIN20041127_120957_000000562032_00267_14349_6548.N1	27-NOV-2004 12:09:57	Dark	55.500	70	Zet Pup	2.2460	39000.	111	14349	No
261	GOM_NL__2PRFIN20041127_121159_000000492032_00267_14349_6549.N1	27-NOV-2004 12:11:59	Dark	49.000	2	Alp Car	-0.73600	7000.0	98	14349	No
262	GOM_NL__2PRFIN20041127_121334_000000592032_00267_14349_6550.N1	27-NOV-2004 12:13:34	Dark	59.000	117	Pi Pup	2.7060	3800.0	118	14349	No
263	GOM_NL__2PRFIN20041127_121729_000000722032_00267_14349_6551.N1	27-NOV-2004 12:17:29	Dark	72.000	23	21Eps CMa	1.5020	26000.	144	14349	No
264	GOM_NL__2PRFIN20041127_121941_000000812032_00267_14349_6552.N1	27-NOV-2004 12:19:41	Straylight	80.500	179	24Omi2CMa	3.0320	24000.	161	14349	No
265	GOM_NL__2PRFIN20041127_122421_000001072032_00267_14349_6553.N1	27-NOV-2004 12:24:21	Straylight	107.00	1	9Alp CMa	-1.4400	11000.	214	14349	No
266	GOM_NL__2PRFIN20041127_122813_000000682032_00267_14349_6554.N1	27-NOV-2004 12:28:13	Straylight	68.000	7	19Bet Ori	0.10000	14000.	136	14349	No
267	GOM_NL__2PRFIN20041127_123128_000000722032_00267_14349_6555.N1	27-NOV-2004 12:31:28	Tw_i_and_stray	72.000	30	46Eps Ori	1.6940	30000.	144	14349	No
268	GOM_NL__2PRFIN20041127_123420_000000702032_00267_14349_6556.N1	27-NOV-2004 12:34:20	Bright	69.500	27	24Gam Ori	1.6360	26000.	139	14349	No
269	GOM_NL__2PRFIN20041127_123707_000000392032_00267_14349_6557.N1	27-NOV-2004 12:37:07	Bright	39.000	105	6Bet Ari	2.6450	8900.0	78	14349	No
270	GOM_NL__2PRFIN20041127_124019_000000392032_00267_14349_6558.N1	27-NOV-2004 12:40:19	Bright	39.000	150	44Zet Per	2.8900	28000.	78	14349	No
271	GOM_NL__2PRFIN20041127_124225_000000392032_00267_14349_6559.N1	27-NOV-2004 12:42:25	Bright	39.000	79	26Bet Per	2.3100	13100.	78	14349	No
272	GOM_NL__2PRFIN20041127_124444_000000392032_00267_14349_6560.N1	27-NOV-2004 12:44:44	Bright	38.500	175	39Del Per	3.0100	19400.	77	14349	No
273	GOM_NL__2PRFIN20041127_124749_000000362032_00267_14349_6561.N1	27-NOV-2004 12:47:49	Bright	35.500	68	18Alp Cas	2.2250	4500.0	71	14349	No
274	GOM_NL__2PRFIN20041127_124905_000000362032_00267_14349_6562.N1	27-NOV-2004 12:49:05	Bright	35.500	74	11Bet Cas	2.2680	6600.0	71	14349	No
275	GOM_NL__2PRFIN20041127_125558_000000382032_00267_14349_6563.N1	27-NOV-2004 12:55:58	Bright	37.500	49	1Alp UMi	1.9900	6300.0	75	14349	No
276	GOM_NL__2PRFIN20041127_130035_000000362032_00267_14349_6564.N1	27-NOV-2004 13:00:35	Bright	35.500	60	7Bet UMi	2.0810	3950.0	71	14349	No
277	GOM_NL__2PRFIN20041127_130252_000000462032_00267_14349_6565.N1	27-NOV-2004 13:02:52	Bright	46.000	36	50Alp UMa	1.8000	6300.0	92	14349	No
278	GOM_NL__2PRFIN20041127_130429_000000472032_00267_14349_6566.N1	27-NOV-2004 13:04:29	Bright	47.000	82	48Bet UMa	2.3650	10600.	94	14349	No

279	GOM_NL__2PRFIN20041127_130616_000000392032_00267_14349_6567.N1	27-NOV-2004 13:06:16	Bright	38.500	55	79Zet UMa	2.0600	10200.	77	14349	No
280	GOM_NL__2PRFIN20041127_130752_000000402032_00267_14349_6568.N1	27-NOV-2004 13:07:52	Bright	39.500	39	85Eta UMa	1.8540	24000.	79	14349	No
281	GOM_NL__2PRFIN20041127_131042_000000362032_00267_14349_6569.N1	27-NOV-2004 13:10:42	Bright	36.000	180	27Gam Boo	3.0400	8000.0	72	14349	No
282	GOM_NL__2PRFIN20041127_131342_000000372032_00267_14349_6570.N1	27-NOV-2004 13:13:42	Bright	37.000	83		2.3780	11000.	74	14349	No
283	GOM_NL__2PRFIN20041127_131613_000000362032_00267_14349_6571.N1	27-NOV-2004 13:16:13	Bright	36.000	3	16Alp Boo	-0.050000	4250.0	72	14349	No
284	GOM_NL__2PRFIN20041127_131925_000000662032_00267_14349_6572.N1	27-NOV-2004 13:19:25	Bright	66.000	96	68Del Leo	2.5600	9300.0	132	14349	No
285	GOM_NL__2PRFIN20041127_132344_000001752032_00267_14349_6573.N1	27-NOV-2004 13:23:44	Twilight	174.50	51	41Gam1Leo	2.0100	4500.0	349	14349	No
286	GOM_NL__2PRFIN20041127_132831_000000462032_00267_14349_6574.N1	27-NOV-2004 13:28:31	Twilight	46.000	163	7Del Crv	2.9450	11000.	92	14349	No
287	GOM_NL__2PRFIN20041127_133011_000000492032_00267_14349_6575.N1	27-NOV-2004 13:30:11	Twilight	48.500	106	9Bet Crv	2.6480	5600.0	97	14349	No
288	GOM_NL__2PRFIN20041127_133223_000000392032_00267_14349_6576.N1	27-NOV-2004 13:32:23	Twilight	39.000	123	lot Cen	2.7500	10200.	78	14349	No
289	GOM_NL__2PRFIN20041127_133631_000000392032_00267_14349_6577.N1	27-NOV-2004 13:36:31	Dark	39.000	77	Eps Cen	2.3030	28000.	78	14349	No
290	GOM_NL__2PRFIN20041127_133814_000000462032_00267_14349_6578.N1	27-NOV-2004 13:38:14	Dark	46.000	10	Bet Cen	0.61000	28000.	92	14349	No
291	GOM_NL__2PRFIN20041127_134001_000000492032_00268_14350_6543.N1	27-NOV-2004 13:40:01	Dark	49.000	12	Alp1Cru	0.77500	30000.	98	14350	No
292	GOM_NL__2PRFIN20041127_134236_000000402032_00268_14350_6544.N1	27-NOV-2004 13:42:36	Dark	39.500	124	The Car	2.7640	30000.	79	14350	No
293	GOM_NL__2PRFIN20041127_134416_000000432032_00268_14350_6545.N1	27-NOV-2004 13:44:16	Dark	43.000	159	Ups Car	2.9200	7200.0	86	14350	No
294	GOM_NL__2PRFIN20041127_134710_000000462032_00268_14350_6546.N1	27-NOV-2004 13:47:10	Dark	46.000	41	Eps Car	1.8600	4100.0	92	14350	No
295	GOM_NL__2PRFIN20041127_134857_000000512032_00268_14350_6547.N1	27-NOV-2004 13:48:57	Dark	50.500	34	Gam2Vel	1.7930	23000.	101	14350	No
296	GOM_NL__2PRFIN20041127_135033_000000632032_00268_14350_6548.N1	27-NOV-2004 13:50:33	Dark	62.500	70	Zet Pup	2.2460	39000.	125	14350	No
297	GOM_NL__2PRFIN20041127_135235_000000512032_00268_14350_6549.N1	27-NOV-2004 13:52:35	Dark	50.500	2	Alp Car	-0.73600	7000.0	101	14350	No
298	GOM_NL__2PRFIN20041127_135410_000000782032_00268_14350_6550.N1	27-NOV-2004 13:54:10	Dark	77.500	117	Pi Pup	2.7060	3800.0	155	14350	No
299	GOM_NL__2PRFIN20041127_135805_000000722032_00268_14350_6551.N1	27-NOV-2004 13:58:05	Dark	72.000	23	21Eps CMa	1.5020	26000.	144	14350	No
300	GOM_NL__2PRFIN20041127_140018_000000802032_00268_14350_6552.N1	27-NOV-2004 14:00:18	Straylight	80.000	179	24Omi2CMa	3.0320	24000.	160	14350	No
301	GOM_NL__2PRFIN20041127_140457_000001032032_00268_14350_6553.N1	27-NOV-2004 14:04:57	Straylight	103.00	1	9Alp CMa	-1.4400	11000.	206	14350	No
302	GOM_NL__2PRFIN20041127_140848_000000652032_00268_14350_6554.N1	27-NOV-2004 14:08:48	Straylight	65.000	7	19Bet Ori	0.10000	14000.	130	14350	No
303	GOM_NL__2PRFIN20041127_141205_000000752032_00268_14350_6555.N1	27-NOV-2004 14:12:05	Twilight	74.500	30	46Eps Ori	1.6940	30000.	149	14350	No
304	GOM_NL__2PRFIN20041127_141456_000000692032_00268_14350_6556.N1	27-NOV-2004 14:14:56	Bright	68.500	27	24Gam Ori	1.6360	26000.	137	14350	No
305	GOM_NL__2PRFIN20041127_141743_000000392032_00268_14350_6557.N1	27-NOV-2004 14:17:43	Bright	38.500	105	6Bet Ari	2.6450	8900.0	77	14350	No
306	GOM_NL__2PRFIN20041127_142054_000000412032_00268_14350_6558.N1	27-NOV-2004 14:20:54	Bright	41.000	150	44Zet Per	2.8900	28000.	82	14350	No
307	GOM_NL__2PRFIN20041127_142301_000000392032_00268_14350_6559.N1	27-NOV-2004 14:23:01	Bright	39.000	79	26Bet Per	2.3100	13100.	78	14350	No
308	GOM_NL__2PRFIN20041127_142520_000000392032_00268_14350_6560.N1	27-NOV-2004 14:25:20	Bright	38.500	175	39Del Per	3.0100	19400.	77	14350	No
309	GOM_NL__2PRFIN20041127_142825_000000402032_00268_14350_6561.N1	27-NOV-2004 14:28:25	Bright	39.500	68	18Alp Cas	2.2250	4500.0	79	14350	No
310	GOM_NL__2PRFIN20041127_142941_000000392032_00268_14350_6562.N1	27-NOV-2004 14:29:41	Bright	38.500	74	11Bet Cas	2.2680	6600.0	77	14350	No
311	GOM_NL__2PRFIN20041127_143634_000000372032_00268_14350_6563.N1	27-NOV-2004 14:36:34	Bright	37.000	49	1Alp UMi	1.9900	6300.0	74	14350	No
312	GOM_NL__2PRFIN20041127_144111_000000392032_00268_14350_6564.N1	27-NOV-2004 14:41:11	Bright	38.500	60	7Bet UMi	2.0810	3950.0	77	14350	No
313	GOM_NL__2PRFIN20041127_144328_000000462032_00268_14350_6565.N1	27-NOV-2004 14:43:28	Bright	45.500	36	50Alp UMa	1.8000	6300.0	91	14350	No
314	GOM_NL__2PRFIN20041127_144505_000000472032_00268_14350_6566.N1	27-NOV-2004 14:45:05	Bright	46.500	82	48Bet UMa	2.3650	10600.	93	14350	No
315	GOM_NL__2PRFIN20041127_144652_000000372032_00268_14350_6567.N1	27-NOV-2004 14:46:52	Bright	37.000	55	79Zet UMa	2.0600	10200.	74	14350	No
316	GOM_NL__2PRFIN20041127_144829_000000402032_00268_14350_6568.N1	27-NOV-2004 14:48:29	Bright	40.000	39	85Eta UMa	1.8540	24000.	80	14350	No
317	GOM_NL__2PRFIN20041127_145119_000000522032_00268_14350_6569.N1	27-NOV-2004 14:51:19	Bright	52.000	180	27Gam Boo	3.0400	8000.0	104	14350	No
318	GOM_NL__2PRFIN20041127_145419_000000352032_00268_14350_6570.N1	27-NOV-2004 14:54:19	Bright	35.000	83		2.3780	11000.	70	14350	No
319	GOM_NL__2PRFIN20041127_145649_000000362032_00268_14350_6571.N1	27-NOV-2004 14:56:49	Bright	35.500	3	16Alp Boo	-0.050000	4250.0	71	14350	No
320	GOM_NL__2PRFIN20041127_150001_000000652032_00268_14350_6572.N1	27-NOV-2004 15:00:01	Bright	65.000	96	68Del Leo	2.5600	9300.0	130	14350	No
321	GOM_NL__2PRFIN20041127_150422_000001702032_00268_14350_6573.N1	27-NOV-2004 15:04:22	Twilight	169.50	51	41Gam1Leo	2.0100	4500.0	339	14350	No
322	GOM_NL__2PRFIN20041127_150907_000000452032_00268_14350_6574.N1	27-NOV-2004 15:09:07	Twilight	44.500	163	7Del Crv	2.9450	11000.	89	14350	No
323	GOM_NL__2PRFIN20041127_151047_000000462032_00268_14350_6575.N1	27-NOV-2004 15:10:47	Twilight	45.500	106	9Bet Crv	2.6480	5600.0	91	14350	No
324	GOM_NL__2PRFIN20041127_151259_000000412032_00268_14350_6576.N1	27-NOV-2004 15:12:59	Twilight	40.500	123	lot Cen	2.7500	10200.	81	14350	No
325	GOM_NL__2PRFIN20041127_151708_000000402032_00268_14350_6577.N1	27-NOV-2004 15:17:08	Dark	40.000	77	Eps Cen	2.3030	28000.	80	14350	No
326	GOM_NL__2PRFIN20041127_151850_000000402032_00268_14350_6578.N1	27-NOV-2004 15:18:50	Dark	40.000	10	Bet Cen	0.61000	28000.	80	14350	No
327	GOM_NL__2PRFIN20041127_152036_000000482032_00269_14351_6543.N1	27-NOV-2004 15:20:36	Dark	48.000	12	Alp1Cru	0.77500	30000.	96	14351	No
328	GOM_NL__2PRFIN20041127_152312_000000392032_00269_14351_6544.N1	27-NOV-2004 15:23:12	Dark	38.500	124	The Car	2.7640	30000.	77	14351	No
329	GOM_NL__2PRFIN20041127_152453_000000402032_00269_14351_6545.N1	27-NOV-2004 15:24:53	Dark	40.000	159	Ups Car	2.9200	7200.0	80	14351	No
330	GOM_NL__2PRFIN20041127_152746_000000482032_00269_14351_6546.N1	27-NOV-2004 15:27:46	Dark	47.500	41	Eps Car	1.8600	4100.0	95	14351	No
331	GOM_NL__2PRFIN20041127_152933_000000512032_00269_14351_6547.N1	27-NOV-2004 15:29:33	Dark	50.500	34	Gam2Vel	1.7930	23000.	101	14351	No
332	GOM_NL__2PRFIN20041127_153110_000000592032_00269_14351_6548.N1	27-NOV-2004 15:31:10	Dark	58.500	70	Zet Pup	2.2460	39000.	117	14351	No
333	GOM_NL__2PRFIN20041127_153311_000000592032_00269_14351_6549.N1	27-NOV-2004 15:33:11	Dark	59.000	2	Alp Car	-0.73600	7000.0	118	14351	No
334	GOM_NL__2PRFIN20041127_153448_000000782032_00269_14351_6550.N1	27-NOV-2004 15:34:48	Dark	78.000	117	Pi Pup	2.7060	3800.0	156	14351	No
335	GOM_NL__2PRFIN20041127_153843_000000742032_00269_14351_6551.N1	27-NOV-2004 15:38:43	Dark	73.500	23	21Eps CMa	1.5020	26000.	147	14351	No
336	GOM_NL__2PRFIN20041127_154055_000000802032_00269_14351_6552.N1	27-NOV-2004 15:40:55	Straylight	80.000	179	24Omi2CMa	3.0320	24000.	160	14351	No
337	GOM_NL__2PRFIN20041127_154533_000001032032_00269_14351_6553.N1	27-NOV-2004 15:45:33	Straylight	103.00	1	9Alp CMa	-1.4400	11000.	206	14351	No

338	GOM_NL__2PRFIN20041127_154924_000000722032_00269_14351_6554.N1	27-NOV-2004 15:49:24	Straylight	72.000	7	19Bet Ori	0.10000	14000.	144	14351	No
339	GOM_NL__2PRFIN20041127_155241_000000682032_00269_14351_6555.N1	27-NOV-2004 15:52:41	Twilight	68.000	30	46Eps Ori	1.6940	30000.	136	14351	No
340	GOM_NL__2PRFIN20041127_155531_000000682032_00269_14351_6556.N1	27-NOV-2004 15:55:31	Bright	67.500	27	24Gam Ori	1.6360	26000.	135	14351	No
341	GOM_NL__2PRFIN20041127_155819_000000382032_00269_14351_6557.N1	27-NOV-2004 15:58:19	Bright	38.000	105	6Bet Ari	2.6450	8900.0	76	14351	No
342	GOM_NL__2PRFIN20041127_160130_000000412032_00269_14351_6558.N1	27-NOV-2004 16:01:30	Bright	41.000	150	44Zet Per	2.8900	28000.	82	14351	No
343	GOM_NL__2PRFIN20041127_160337_000000382032_00269_14351_6559.N1	27-NOV-2004 16:03:37	Bright	38.000	79	26Bet Per	2.3100	13100.	76	14351	No
344	GOM_NL__2PRFIN20041127_160556_000000382032_00269_14351_6560.N1	27-NOV-2004 16:05:56	Bright	38.000	175	39Del Per	3.0100	19400.	76	14351	No
345	GOM_NL__2PRFIN20041127_160902_000000392032_00269_14351_6561.N1	27-NOV-2004 16:09:02	Bright	38.500	68	18Alp Cas	2.2250	4500.0	77	14351	No
346	GOM_NL__2PRFIN20041127_161018_000000402032_00269_14351_6562.N1	27-NOV-2004 16:10:18	Bright	39.500	74	11Bet Cas	2.2680	6600.0	79	14351	No
347	GOM_NL__2PRFIN20041127_161709_000000392032_00269_14351_6563.N1	27-NOV-2004 16:17:09	Bright	38.500	49	1Alp UMi	1.9900	6300.0	77	14351	No
348	GOM_NL__2PRFIN20041127_162147_000000382032_00269_14351_6564.N1	27-NOV-2004 16:21:47	Bright	38.000	60	7Bet UMi	2.0810	3950.0	76	14351	No
349	GOM_NL__2PRFIN20041127_162404_000000472032_00269_14351_6565.N1	27-NOV-2004 16:24:04	Bright	47.000	36	50Alp UMa	1.8000	6300.0	94	14351	No
350	GOM_NL__2PRFIN20041127_162541_000000462032_00269_14351_6566.N1	27-NOV-2004 16:25:41	Bright	46.000	82	48Bet UMa	2.3650	10600.	92	14351	No
351	GOM_NL__2PRFIN20041127_162728_000000412032_00269_14351_6567.N1	27-NOV-2004 16:27:28	Bright	40.500	55	79Zet UMa	2.0600	10200.	81	14351	No
352	GOM_NL__2PRFIN20041127_162905_000000382032_00269_14351_6568.N1	27-NOV-2004 16:29:05	Bright	38.000	39	85Eta UMa	1.8540	24000.	76	14351	No
353	GOM_NL__2PRFIN20041127_163154_000000362032_00269_14351_6569.N1	27-NOV-2004 16:31:54	Bright	36.000	180	27Gam Boo	3.0400	8000.0	72	14351	No
354	GOM_NL__2PRFIN20041127_163454_000000362032_00269_14351_6570.N1	27-NOV-2004 16:34:54	Bright	36.000	83		2.3780	11000.	72	14351	No
355	GOM_NL__2PRFIN20041127_163725_000000352032_00269_14351_6571.N1	27-NOV-2004 16:37:25	Bright	35.000	3	16Alp Boo	-0.050000	4250.0	70	14351	No
356	GOM_NL__2PRFIN20041127_164037_000000682032_00269_14351_6572.N1	27-NOV-2004 16:40:37	Bright	67.500	96	68Del Leo	2.5600	9300.0	135	14351	No
357	GOM_NL__2PRFIN20041127_164500_000001732032_00269_14351_6573.N1	27-NOV-2004 16:45:00	Twilight	173.00	51	41Gam1Leo	2.0100	4500.0	346	14351	No
358	GOM_NL__2PRFIN20041127_164944_000000482032_00269_14351_6574.N1	27-NOV-2004 16:49:44	Twilight	48.000	163	7Del Crv	2.9450	11000.	96	14351	No
359	GOM_NL__2PRFIN20041127_165124_000000472032_00269_14351_6575.N1	27-NOV-2004 16:51:24	Twilight	46.500	106	9Bet Crv	2.6480	5600.0	93	14351	No
360	GOM_NL__2PRFIN20041127_165335_000000412032_00269_14351_6576.N1	27-NOV-2004 16:53:35	Twilight	41.000	123	1ot Cen	2.7500	10200.	82	14351	No
361	GOM_NL__2PRFIN20041127_165744_000000382032_00269_14351_6577.N1	27-NOV-2004 16:57:44	Dark	37.500	77	Eps Cen	2.3030	28000.	75	14351	No
362	GOM_NL__2PRFIN20041127_165926_000000512032_00269_14351_6578.N1	27-NOV-2004 16:59:26	Dark	50.500	10	Bet Cen	0.61000	28000.	101	14351	No
363	GOM_NL__2PRFIN20041127_170113_000000412032_00270_14352_6543.N1	27-NOV-2004 17:01:13	Dark	40.500	12	Alp1Cru	0.77500	30000.	81	14352	No
364	GOM_NL__2PRFIN20041127_170349_000000412032_00270_14352_6544.N1	27-NOV-2004 17:03:49	Dark	41.000	124	The Car	2.7640	30000.	82	14352	No
365	GOM_NL__2PRFIN20041127_170529_000000412032_00270_14352_6545.N1	27-NOV-2004 17:05:29	Dark	41.000	159	Ups Car	2.9200	7200.0	82	14352	No
366	GOM_NL__2PRFIN20041127_170823_000000472032_00270_14352_6546.N1	27-NOV-2004 17:08:23	Dark	47.000	41	Eps Car	1.8600	4100.0	94	14352	No
367	GOM_NL__2PRFIN20041127_171010_000000512032_00270_14352_6547.N1	27-NOV-2004 17:10:10	Dark	50.500	34	Gam2Vel	1.7930	23000.	101	14352	No
368	GOM_NL__2PRFIN20041127_171146_000000612032_00270_14352_6548.N1	27-NOV-2004 17:11:46	Dark	60.500	70	Zet Pup	2.2460	39000.	121	14352	No
369	GOM_NL__2PRFIN20041127_171348_000000592032_00270_14352_6549.N1	27-NOV-2004 17:13:48	Dark	59.000	2	Alp Car	-0.73600	7000.0	118	14352	No
370	GOM_NL__2PRFIN20041127_171524_000000662032_00270_14352_6550.N1	27-NOV-2004 17:15:24	Dark	66.000	117	Pi Pup	2.7060	3800.0	132	14352	No
371	GOM_NL__2PRFIN20041127_171919_000000712032_00270_14352_6551.N1	27-NOV-2004 17:19:19	Dark	71.000	23	21Eps CMa	1.5020	26000.	142	14352	No
372	GOM_NL__2PRFIN20041127_172131_000000832032_00270_14352_6552.N1	27-NOV-2004 17:21:31	Straylight	83.000	179	24Omi2CMa	3.0320	24000.	166	14352	No
373	GOM_NL__2PRFIN20041127_172609_000001112032_00270_14352_6553.N1	27-NOV-2004 17:26:09	Straylight	111.00	1	9Alp CMa	-1.4400	11000.	222	14352	No
374	GOM_NL__2PRFIN20041127_173000_000000642032_00270_14352_6554.N1	27-NOV-2004 17:30:00	Straylight	64.000	7	19Bet Ori	0.10000	14000.	128	14352	No
375	GOM_NL__2PRFIN20041127_173316_000000642032_00270_14352_6555.N1	27-NOV-2004 17:33:16	Twilight	64.000	30	46Eps Ori	1.6940	30000.	128	14352	No
376	GOM_NL__2PRFIN20041127_173607_000000662032_00270_14352_6556.N1	27-NOV-2004 17:36:07	Bright	66.000	27	24Gam Ori	1.6360	26000.	132	14352	No
377	GOM_NL__2PRFIN20041127_173855_000000392032_00270_14352_6557.N1	27-NOV-2004 17:38:55	Bright	38.500	105	6Bet Ari	2.6450	8900.0	77	14352	No
378	GOM_NL__2PRFIN20041127_174206_000000402032_00270_14352_6558.N1	27-NOV-2004 17:42:06	Bright	40.000	150	44Zet Per	2.8900	28000.	80	14352	No
379	GOM_NL__2PRFIN20041127_174413_000000382032_00270_14352_6559.N1	27-NOV-2004 17:44:13	Bright	38.000	79	26Bet Per	2.3100	13100.	76	14352	No
380	GOM_NL__2PRFIN20041127_174631_000000382032_00270_14352_6560.N1	27-NOV-2004 17:46:31	Bright	38.000	175	39Del Per	3.0100	19400.	76	14352	No
381	GOM_NL__2PRFIN20041127_174938_000000402032_00270_14352_6561.N1	27-NOV-2004 17:49:38	Bright	40.000	68	18Alp Cas	2.2250	4500.0	80	14352	No
382	GOM_NL__2PRFIN20041127_175054_000000392032_00270_14352_6562.N1	27-NOV-2004 17:50:54	Bright	38.500	74	11Bet Cas	2.2680	6600.0	77	14352	No
383	GOM_NL__2PRFIN20041127_175746_000000382032_00270_14352_6563.N1	27-NOV-2004 17:57:46	Bright	37.500	49	1Alp UMi	1.9900	6300.0	75	14352	No
384	GOM_NL__2PRFIN20041127_180223_000000372032_00270_14352_6564.N1	27-NOV-2004 18:02:23	Bright	36.500	60	7Bet UMi	2.0810	3950.0	73	14352	No
385	GOM_NL__2PRFIN20041127_180439_000000462032_00270_14352_6565.N1	27-NOV-2004 18:04:39	Bright	45.500	36	50Alp UMa	1.8000	6300.0	91	14352	No
386	GOM_NL__2PRFIN20041127_180616_000000472032_00270_14352_6566.N1	27-NOV-2004 18:06:16	Bright	47.000	82	48Bet UMa	2.3650	10600.	94	14352	No
387	GOM_NL__2PRFIN20041127_180804_000000452032_00270_14352_6567.N1	27-NOV-2004 18:08:04	Bright	45.000	55	79Zet UMa	2.0600	10200.	90	14352	No
388	GOM_NL__2PRFIN20041127_180940_000000392032_00270_14352_6568.N1	27-NOV-2004 18:09:40	Bright	39.000	39	85Eta UMa	1.8540	24000.	78	14352	No
389	GOM_NL__2PRFIN20041127_181231_000000372032_00270_14352_6569.N1	27-NOV-2004 18:12:31	Bright	36.500	180	27Gam Boo	3.0400	8000.0	73	14352	No
390	GOM_NL__2PRFIN20041127_181531_000000362032_00270_14352_6570.N1	27-NOV-2004 18:15:31	Bright	36.000	83		2.3780	11000.	72	14352	No
391	GOM_NL__2PRFIN20041127_181801_000000352032_00270_14352_6571.N1	27-NOV-2004 18:18:01	Bright	35.000	3	16Alp Boo	-0.050000	4250.0	70	14352	No
392	GOM_NL__2PRFIN20041127_182114_000000682032_00270_14352_6572.N1	27-NOV-2004 18:21:14	Bright	67.500	96	68Del Leo	2.5600	9300.0	135	14352	No
393	GOM_NL__2PRFIN20041127_182539_000001772032_00270_14352_6573.N1	27-NOV-2004 18:25:39	Twilight	176.50	51	41Gam1Leo	2.0100	4500.0	353	14352	No
394	GOM_NL__2PRFIN20041127_183021_000000452032_00270_14352_6574.N1	27-NOV-2004 18:30:21	Twilight	44.500	163	7Del Crv	2.9450	11000.	89	14352	No
395	GOM_NL__2PRFIN20041127_183200_000000452032_00270_14352_6575.N1	27-NOV-2004 18:32:00	Twilight	44.500	106	9Bet Crv	2.6480	5600.0	89	14352	No
396	GOM_NL__2PRFIN20041127_183412_000000402032_00270_14352_6576.N1	27-NOV-2004 18:34:12	Twilight	39.500	123	1ot Cen	2.7500	10200.	79	14352	No

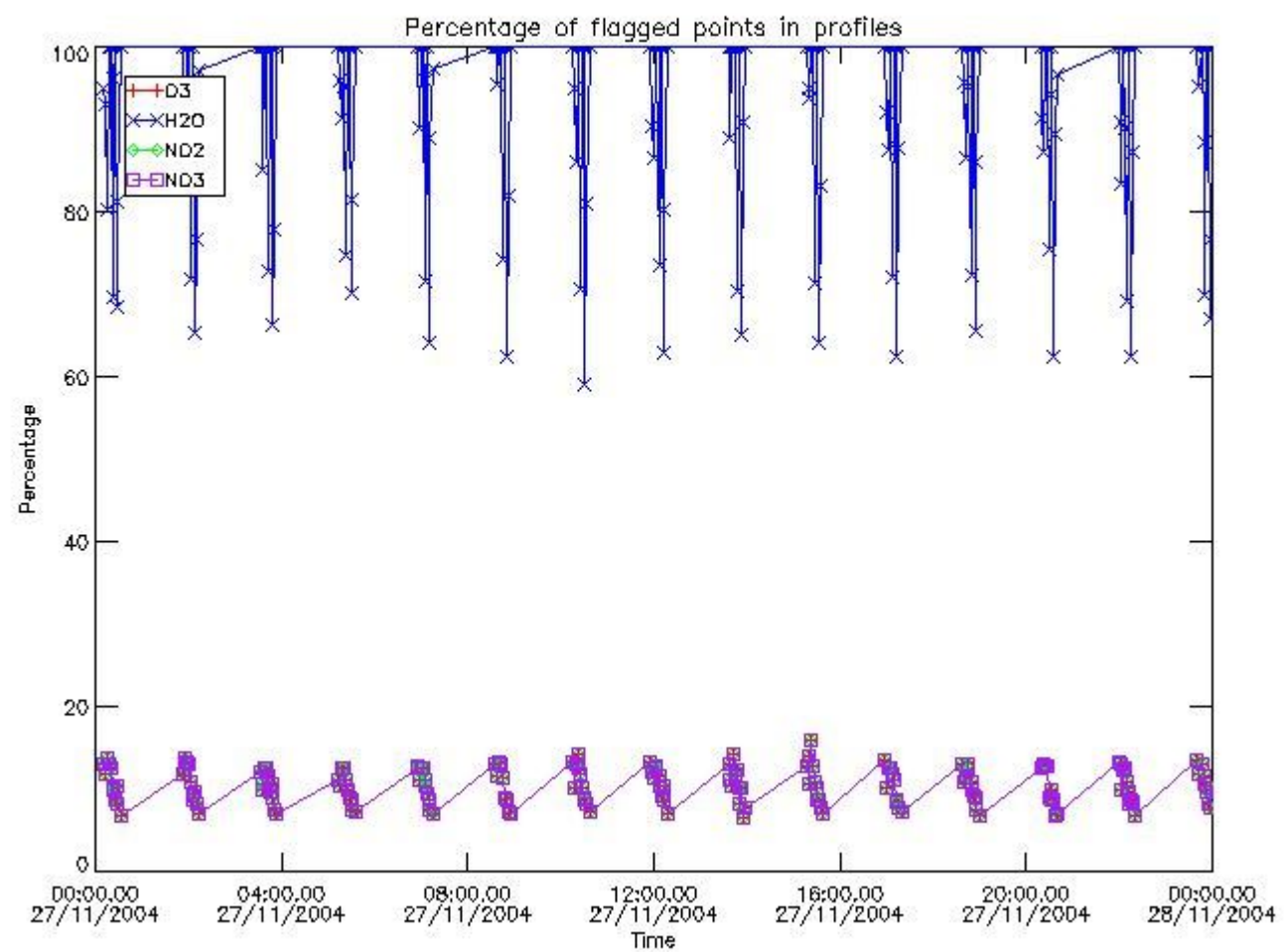


397	GOM_NL__2PRFIN20041127_183820_000000392032_00270_14352_6577.N1	27-NOV-2004 18:38:20	Dark	39.000	77	Eps Cen	2.3030	28000.	78	14352	No
398	GOM_NL__2PRFIN20041127_184002_000000472032_00270_14352_6578.N1	27-NOV-2004 18:40:02	Dark	47.000	10	Bet Cen	0.61000	28000.	94	14352	No
399	GOM_NL__2PRFIN20041127_184150_000000452032_00271_14353_6563.N1	27-NOV-2004 18:41:50	Dark	45.000	12	Alp1Cru	0.77500	30000.	90	14353	No
400	GOM_NL__2PRFIN20041127_184426_000000392032_00271_14353_6564.N1	27-NOV-2004 18:44:26	Dark	39.000	124	The Car	2.7640	30000.	78	14353	No
401	GOM_NL__2PRFIN20041127_184606_000000412032_00271_14353_6565.N1	27-NOV-2004 18:46:06	Dark	41.000	159	Ups Car	2.9200	7200.0	82	14353	No
402	GOM_NL__2PRFIN20041127_184859_000000482032_00271_14353_6566.N1	27-NOV-2004 18:48:59	Dark	47.500	41	Eps Car	1.8600	4100.0	95	14353	No
403	GOM_NL__2PRFIN20041127_185047_000000522032_00271_14353_6567.N1	27-NOV-2004 18:50:47	Dark	51.500	34	Gam2Vel	1.7930	23000.	103	14353	No
404	GOM_NL__2PRFIN20041127_185225_000000562032_00271_14353_6568.N1	27-NOV-2004 18:52:25	Dark	55.500	70	Zet Pup	2.2460	39000.	111	14353	No
405	GOM_NL__2PRFIN20041127_185424_000000572032_00271_14353_6569.N1	27-NOV-2004 18:54:24	Dark	57.000	2	Alp Car	-0.73600	7000.0	114	14353	No
406	GOM_NL__2PRFIN20041127_185602_000000692032_00271_14353_6570.N1	27-NOV-2004 18:56:02	Dark	68.500	117	Pi Pup	2.7060	3800.0	137	14353	No
407	GOM_NL__2PRFIN20041127_185955_000000772032_00271_14353_6571.N1	27-NOV-2004 18:59:55	Dark	76.500	23	21Eps CMa	1.5020	26000.	153	14353	No
408	GOM_NL__2PRFIN20041127_190208_000000802032_00271_14353_6572.N1	27-NOV-2004 19:02:08	Straylight	80.000	179	24Omi2CMa	3.0320	24000.	160	14353	No
409	GOM_NL__2PRFIN20041127_190645_000001092032_00271_14353_6573.N1	27-NOV-2004 19:06:45	Straylight	109.00	1	9Alp CMa	-1.4400	11000.	218	14353	No
410	GOM_NL__2PRFIN20041127_191036_000000622032_00271_14353_6574.N1	27-NOV-2004 19:10:36	Straylight	61.500	7	19Bet Ori	0.10000	14000.	123	14353	No
411	GOM_NL__2PRFIN20041127_191351_000000722032_00271_14353_6575.N1	27-NOV-2004 19:13:51	Tw_i_and_stray	72.000	30	46Eps Ori	1.6940	30000.	144	14353	No
412	GOM_NL__2PRFIN20041127_191642_000000642032_00271_14353_6576.N1	27-NOV-2004 19:16:42	Bright	63.500	27	24Gam Ori	1.6360	26000.	127	14353	No
413	GOM_NL__2PRFIN20041127_191931_000000382032_00271_14353_6577.N1	27-NOV-2004 19:19:31	Bright	37.500	105	6Bet Ari	2.6450	8900.0	75	14353	No
414	GOM_NL__2PRFIN20041127_192241_000000412032_00271_14353_6578.N1	27-NOV-2004 19:22:41	Bright	40.500	150	44Zet Per	2.8900	28000.	81	14353	No
415	GOM_NL__2PRFIN20041127_192448_000000382032_00271_14353_6579.N1	27-NOV-2004 19:24:48	Bright	37.500	79	26Bet Per	2.3100	13100.	75	14353	No
416	GOM_NL__2PRFIN20041127_192707_000000382032_00271_14353_6580.N1	27-NOV-2004 19:27:07	Bright	38.000	175	39Del Per	3.0100	19400.	76	14353	No
417	GOM_NL__2PRFIN20041127_193014_000000402032_00271_14353_6581.N1	27-NOV-2004 19:30:14	Bright	39.500	68	18Alp Cas	2.2250	4500.0	79	14353	No
418	GOM_NL__2PRFIN20041127_193130_000000382032_00271_14353_6582.N1	27-NOV-2004 19:31:30	Bright	37.500	74	11Bet Cas	2.2680	6600.0	75	14353	No
419	GOM_NL__2PRFIN20041127_193822_000000372032_00271_14353_6583.N1	27-NOV-2004 19:38:22	Bright	37.000	49	1Alp UMi	1.9900	6300.0	74	14353	No
420	GOM_NL__2PRFIN20041127_194259_000000402032_00271_14353_6584.N1	27-NOV-2004 19:42:59	Bright	40.000	60	7Bet UMi	2.0810	3950.0	80	14353	No
421	GOM_NL__2PRFIN20041127_194515_000000462032_00271_14353_6585.N1	27-NOV-2004 19:45:15	Bright	46.000	36	50Alp UMa	1.8000	6300.0	92	14353	No
422	GOM_NL__2PRFIN20041127_194649_000000492032_00271_14353_6586.N1	27-NOV-2004 19:46:49	Bright	49.000	82	48Bet UMa	2.3650	10600.	98	14353	No
423	GOM_NL__2PRFIN20041127_194840_000000392032_00271_14353_6587.N1	27-NOV-2004 19:48:40	Bright	38.500	55	79Zet UMa	2.0600	10200.	77	14353	No
424	GOM_NL__2PRFIN20041127_195017_000000402032_00271_14353_6588.N1	27-NOV-2004 19:50:17	Bright	39.500	39	85Eta UMa	1.8540	24000.	79	14353	No
425	GOM_NL__2PRFIN20041127_195307_000000362032_00271_14353_6589.N1	27-NOV-2004 19:53:07	Bright	36.000	180	27Gam Boo	3.0400	8000.0	72	14353	No
426	GOM_NL__2PRFIN20041127_195607_000000362032_00271_14353_6590.N1	27-NOV-2004 19:56:07	Bright	35.500	83		2.3780	11000.	71	14353	No
427	GOM_NL__2PRFIN20041127_195837_000000362032_00271_14353_6591.N1	27-NOV-2004 19:58:37	Bright	36.000	3	16Alp Boo	-0.050000	4250.0	72	14353	No
428	GOM_NL__2PRFIN20041127_200151_000000682032_00271_14353_6592.N1	27-NOV-2004 20:01:51	Bright	67.500	96	68Del Leo	2.5600	9300.0	135	14353	No
429	GOM_NL__2PRFIN20041127_200617_000001742032_00271_14353_6593.N1	27-NOV-2004 20:06:17	Tw_i_and_stray	174.00	51	41Gam1Leo	2.0100	4500.0	348	14353	No
430	GOM_NL__2PRFIN20041127_201058_000000442032_00271_14353_6594.N1	27-NOV-2004 20:10:58	Tw_i_and_stray	43.500	163	7Del Crv	2.9450	11000.	87	14353	No
431	GOM_NL__2PRFIN20041127_201237_000000462032_00271_14353_6595.N1	27-NOV-2004 20:12:37	Twilight	45.500	106	9Bet Crv	2.6480	5600.0	91	14353	No
432	GOM_NL__2PRFIN20041127_201448_000000392032_00271_14353_6596.N1	27-NOV-2004 20:14:48	Twilight	38.500	123	lot Cen	2.7500	10200.	77	14353	No
433	GOM_NL__2PRFIN20041127_201856_000000412032_00271_14353_6597.N1	27-NOV-2004 20:18:56	Dark	41.000	77	Eps Cen	2.3030	28000.	82	14353	No
434	GOM_NL__2PRFIN20041127_202038_000000412032_00271_14353_6598.N1	27-NOV-2004 20:20:38	Dark	41.000	10	Bet Cen	0.61000	28000.	82	14353	No
435	GOM_NL__2PRFIN20041127_202226_000000402032_00272_14354_6563.N1	27-NOV-2004 20:22:26	Dark	39.500	12	Alp1Cru	0.77500	30000.	79	14354	No
436	GOM_NL__2PRFIN20041127_202501_000000402032_00272_14354_6564.N1	27-NOV-2004 20:25:01	Dark	40.000	124	The Car	2.7640	30000.	80	14354	No
437	GOM_NL__2PRFIN20041127_202641_000000402032_00272_14354_6565.N1	27-NOV-2004 20:26:41	Dark	40.000	159	Ups Car	2.9200	7200.0	80	14354	No
438	GOM_NL__2PRFIN20041127_202935_000000582032_00272_14354_6566.N1	27-NOV-2004 20:29:35	Dark	57.500	41	Eps Car	1.8600	4100.0	115	14354	No
439	GOM_NL__2PRFIN20041127_203123_000000522032_00272_14354_6567.N1	27-NOV-2004 20:31:23	Dark	52.000	34	Gam2Vel	1.7930	23000.	104	14354	No
440	GOM_NL__2PRFIN20041127_203302_000000592032_00272_14354_6568.N1	27-NOV-2004 20:33:02	Dark	58.500	70	Zet Pup	2.2460	39000.	117	14354	No
441	GOM_NL__2PRFIN20041127_203500_000000592032_00272_14354_6569.N1	27-NOV-2004 20:35:00	Dark	59.000	2	Alp Car	-0.73600	7000.0	118	14354	No
442	GOM_NL__2PRFIN20041127_203638_000000762032_00272_14354_6570.N1	27-NOV-2004 20:36:38	Dark	76.000	117	Pi Pup	2.7060	3800.0	152	14354	No
443	GOM_NL__2PRFIN20041127_204032_000000742032_00272_14354_6571.N1	27-NOV-2004 20:40:32	Dark	73.500	23	21Eps CMa	1.5020	26000.	147	14354	No
444	GOM_NL__2PRFIN20041127_204245_000000822032_00272_14354_6572.N1	27-NOV-2004 20:42:45	Straylight	82.000	179	24Omi2CMa	3.0320	24000.	164	14354	No
445	GOM_NL__2PRFIN20041127_204721_000001082032_00272_14354_6573.N1	27-NOV-2004 20:47:21	Straylight	108.00	1	9Alp CMa	-1.4400	11000.	216	14354	No
446	GOM_NL__2PRFIN20041127_205112_000000642032_00272_14354_6574.N1	27-NOV-2004 20:51:12	Straylight	64.000	7	19Bet Ori	0.10000	14000.	128	14354	No
447	GOM_NL__2PRFIN20041127_205427_000000702032_00272_14354_6575.N1	27-NOV-2004 20:54:27	Tw_i_and_stray	69.500	30	46Eps Ori	1.6940	30000.	139	14354	No
448	GOM_NL__2PRFIN20041127_205718_000000622032_00272_14354_6576.N1	27-NOV-2004 20:57:18	Bright	62.000	27	24Gam Ori	1.6360	26000.	124	14354	No
449	GOM_NL__2PRFIN20041127_210007_000000392032_00272_14354_6577.N1	27-NOV-2004 21:00:07	Bright	38.500	105	6Bet Ari	2.6450	8900.0	77	14354	No
450	GOM_NL__2PRFIN20041127_210317_000000412032_00272_14354_6578.N1	27-NOV-2004 21:03:17	Bright	41.000	150	44Zet Per	2.8900	28000.	82	14354	No
451	GOM_NL__2PRFIN20041127_210524_000000372032_00272_14354_6579.N1	27-NOV-2004 21:05:24	Bright	37.000	79	26Bet Per	2.3100	13100.	74	14354	No
452	GOM_NL__2PRFIN20041127_210743_000000392032_00272_14354_6580.N1	27-NOV-2004 21:07:43	Bright	38.500	175	39Del Per	3.0100	19400.	77	14354	No
453	GOM_NL__2PRFIN20041127_211050_000000392032_00272_14354_6581.N1	27-NOV-2004 21:10:50	Bright	38.500	68	18Alp Cas	2.2250	4500.0	77	14354	No
454	GOM_NL__2PRFIN20041127_211207_000000382032_00272_14354_6582.N1	27-NOV-2004 21:12:07	Bright	38.000	74	11Bet Cas	2.2680	6600.0	76	14354	No
455	GOM_NL__2PRFIN20041127_211857_000000382032_00272_14354_6583.N1	27-NOV-2004 21:18:57	Bright	37.500	49	1Alp UMi	1.9900	6300.0	75	14354	No

456	GOM_NL__2PRFIN20041127_212334_000000362032_00272_14354_6584.N1	27-NOV-2004 21:23:34	Bright	36.000	60	7Bet UMi	2.0810	3950.0	72	14354	No
457	GOM_NL__2PRFIN20041127_212551_000000442032_00272_14354_6585.N1	27-NOV-2004 21:25:51	Bright	44.000	36	50Alp UMa	1.8000	6300.0	88	14354	No
458	GOM_NL__2PRFIN20041127_212725_000000492032_00272_14354_6586.N1	27-NOV-2004 21:27:25	Bright	48.500	82	48Bet UMa	2.3650	10600.	97	14354	No
459	GOM_NL__2PRFIN20041127_212916_000000402032_00272_14354_6587.N1	27-NOV-2004 21:29:16	Bright	39.500	55	79Zet UMa	2.0600	10200.	79	14354	No
460	GOM_NL__2PRFIN20041127_213053_000000372032_00272_14354_6588.N1	27-NOV-2004 21:30:53	Bright	37.000	39	85Eta UMa	1.8540	24000.	74	14354	No
461	GOM_NL__2PRFIN20041127_213642_000000382032_00272_14354_6589.N1	27-NOV-2004 21:36:42	Bright	37.500	83		2.3780	11000.	75	14354	No
462	GOM_NL__2PRFIN20041127_213913_000000362032_00272_14354_6590.N1	27-NOV-2004 21:39:13	Bright	36.000	3	16Alp Boo	-0.050000	4250.0	72	14354	No
463	GOM_NL__2PRFIN20041127_214228_000000662032_00272_14354_6591.N1	27-NOV-2004 21:42:28	Bright	65.500	96	68Del Leo	2.5600	9300.0	131	14354	No
464	GOM_NL__2PRFIN20041127_214655_000001822032_00272_14354_6592.N1	27-NOV-2004 21:46:55	Twilight	182.00	51	41Gam1Leo	2.0100	4500.0	364	14354	No
465	GOM_NL__2PRFIN20041127_215134_000000432032_00272_14354_6593.N1	27-NOV-2004 21:51:34	Twilight	43.000	163	7Del Crv	2.9450	11000.	86	14354	No
466	GOM_NL__2PRFIN20041127_215313_000000482032_00272_14354_6594.N1	27-NOV-2004 21:53:13	Twilight	48.000	106	9Bet Crv	2.6480	5600.0	96	14354	No
467	GOM_NL__2PRFIN20041127_215524_000000422032_00272_14354_6595.N1	27-NOV-2004 21:55:24	Twilight	41.500	123	1ot Cen	2.7500	10200.	83	14354	No
468	GOM_NL__2PRFIN20041127_215932_000000392032_00272_14354_6596.N1	27-NOV-2004 21:59:32	Dark	38.500	77	Eps Cen	2.3030	28000.	77	14354	No
469	GOM_NL__2PRFIN20041127_220114_000000392032_00272_14354_6597.N1	27-NOV-2004 22:01:14	Dark	39.000	10	Bet Cen	0.61000	28000.	78	14354	No
470	GOM_NL__2PRFIN20041127_220301_000000522032_00273_14355_6563.N1	27-NOV-2004 22:03:01	Dark	51.500	12	Alp1Cru	0.77500	30000.	103	14355	No
471	GOM_NL__2PRFIN20041127_220538_000000422032_00273_14355_6564.N1	27-NOV-2004 22:05:38	Dark	41.500	124	The Car	2.7640	30000.	83	14355	No
472	GOM_NL__2PRFIN20041127_220826_000000412032_00273_14355_6565.N1	27-NOV-2004 22:08:26	Dark	40.500	29	Bet Car	1.6720	10200.	81	14355	No
473	GOM_NL__2PRFIN20041127_221012_000000482032_00273_14355_6566.N1	27-NOV-2004 22:10:12	Dark	47.500	41	Eps Car	1.8600	4100.0	95	14355	No
474	GOM_NL__2PRFIN20041127_221200_000000532032_00273_14355_6567.N1	27-NOV-2004 22:12:00	Dark	52.500	34	Gam2Vel	1.7930	23000.	105	14355	No
475	GOM_NL__2PRFIN20041127_221337_000000622032_00273_14355_6568.N1	27-NOV-2004 22:13:37	Dark	61.500	70	Zet Pup	2.2460	39000.	123	14355	No
476	GOM_NL__2PRFIN20041127_221536_000000592032_00273_14355_6569.N1	27-NOV-2004 22:15:36	Dark	59.000	2	Alp Car	-0.73600	7000.0	118	14355	No
477	GOM_NL__2PRFIN20041127_221715_000000672032_00273_14355_6570.N1	27-NOV-2004 22:17:15	Dark	67.000	117	Pi Pup	2.7060	3800.0	134	14355	No
478	GOM_NL__2PRFIN20041127_222109_000000752032_00273_14355_6571.N1	27-NOV-2004 22:21:09	Dark	75.000	23	21Eps CMa	1.5020	26000.	150	14355	No
479	GOM_NL__2PRFIN20041127_222322_000000802032_00273_14355_6572.N1	27-NOV-2004 22:23:22	Straylight	80.000	179	24Omi2CMa	3.0320	24000.	160	14355	No
480	GOM_NL__2PRFIN20041127_222758_000001042032_00273_14355_6573.N1	27-NOV-2004 22:27:58	Straylight	104.00	1	9Alp CMa	-1.4400	11000.	208	14355	No
481	GOM_NL__2PRFIN20041127_223148_000000652032_00273_14355_6574.N1	27-NOV-2004 22:31:48	Straylight	64.500	7	19Bet Ori	0.10000	14000.	129	14355	No
482	GOM_NL__2PRFIN20041127_223503_000000692032_00273_14355_6575.N1	27-NOV-2004 22:35:03	Twilight	68.500	30	46Eps Ori	1.6940	30000.	137	14355	No
483	GOM_NL__2PRFIN20041127_223753_000000652032_00273_14355_6576.N1	27-NOV-2004 22:37:53	Bright	65.000	27	24Gam Ori	1.6360	26000.	130	14355	No
484	GOM_NL__2PRFIN20041127_224044_000000382032_00273_14355_6577.N1	27-NOV-2004 22:40:44	Bright	37.500	105	6Bet Ari	2.6450	8900.0	75	14355	No
485	GOM_NL__2PRFIN20041127_224352_000000392032_00273_14355_6578.N1	27-NOV-2004 22:43:52	Bright	39.000	150	44Zet Per	2.8900	28000.	78	14355	No
486	GOM_NL__2PRFIN20041127_224600_000000372032_00273_14355_6579.N1	27-NOV-2004 22:46:00	Bright	37.000	79	26Bet Per	2.3100	13100.	74	14355	No
487	GOM_NL__2PRFIN20041127_224818_000000382032_00273_14355_6580.N1	27-NOV-2004 22:48:18	Bright	38.000	175	39Del Per	3.0100	19400.	76	14355	No
488	GOM_NL__2PRFIN20041127_225027_000000522032_00273_14355_6581.N1	27-NOV-2004 22:50:27	Bright	52.000	6	13Alp Aur	0.080000	3400.0	104	14355	No
489	GOM_NL__2PRFIN20041127_225242_000000402032_00273_14355_6582.N1	27-NOV-2004 22:52:42	Bright	40.000	74	11Bet Cas	2.2680	6600.0	80	14355	No
490	GOM_NL__2PRFIN20041127_225933_000000352032_00273_14355_6583.N1	27-NOV-2004 22:59:33	Bright	34.500	49	1Alp UMi	1.9900	6300.0	69	14355	No
491	GOM_NL__2PRFIN20041127_230410_000000402032_00273_14355_6584.N1	27-NOV-2004 23:04:10	Bright	40.000	60	7Bet UMi	2.0810	3950.0	80	14355	No
492	GOM_NL__2PRFIN20041127_230626_000000462032_00273_14355_6585.N1	27-NOV-2004 23:06:26	Bright	46.000	36	50Alp UMa	1.8000	6300.0	92	14355	No
493	GOM_NL__2PRFIN20041127_230803_000000482032_00273_14355_6586.N1	27-NOV-2004 23:08:03	Bright	48.000	82	48Bet UMa	2.3650	10600.	96	14355	No
494	GOM_NL__2PRFIN20041127_230951_000000442032_00273_14355_6587.N1	27-NOV-2004 23:09:51	Bright	43.500	55	79Zet UMa	2.0600	10200.	87	14355	No
495	GOM_NL__2PRFIN20041127_231129_000000372032_00273_14355_6588.N1	27-NOV-2004 23:11:29	Bright	36.500	39	85Eta UMa	1.8540	24000.	73	14355	No
496	GOM_NL__2PRFIN20041127_231718_000000352032_00273_14355_6589.N1	27-NOV-2004 23:17:18	Bright	35.000	83		2.3780	11000.	70	14355	No
497	GOM_NL__2PRFIN20041127_231949_000000352032_00273_14355_6590.N1	27-NOV-2004 23:19:49	Bright	34.500	3	16Alp Boo	-0.050000	4250.0	69	14355	No
498	GOM_NL__2PRFIN20041127_232304_000000652032_00273_14355_6591.N1	27-NOV-2004 23:23:04	Bright	65.000	96	68Del Leo	2.5600	9300.0	130	14355	No
499	GOM_NL__2PRFIN20041127_232733_000002002032_00273_14355_6592.N1	27-NOV-2004 23:27:33	Twilight	200.00	51	41Gam1Leo	2.0100	4500.0	400	14355	No
500	GOM_NL__2PRFIN20041127_233300_000000512032_00273_14355_6593.N1	27-NOV-2004 23:33:00	Twilight	51.000	100	4Gam Crv	2.5800	13100.	102	14355	No
501	GOM_NL__2PRFIN20041127_233600_000000452032_00273_14355_6594.N1	27-NOV-2004 23:36:00	Twilight	44.500	123	1ot Cen	2.7500	10200.	89	14355	No
502	GOM_NL__2PRFIN20041127_234008_000000382032_00273_14355_6595.N1	27-NOV-2004 23:40:08	Dark	38.000	77	Eps Cen	2.3030	28000.	76	14355	No
503	GOM_NL__2PRFIN20041127_234150_000000432032_00273_14355_6596.N1	27-NOV-2004 23:41:50	Dark	43.000	10	Bet Cen	0.61000	28000.	86	14355	No
504	GOM_NL__2PRFIN20041127_234614_000000402032_00274_14356_6563.N1	27-NOV-2004 23:46:14	Dark	39.500	124	The Car	2.7640	30000.	79	14356	No
505	GOM_NL__2PRFIN20041127_234901_000000442032_00274_14356_6564.N1	27-NOV-2004 23:49:01	Dark	44.000	29	Bet Car	1.6720	10200.	88	14356	No
506	GOM_NL__2PRFIN20041127_235047_000000492032_00274_14356_6565.N1	27-NOV-2004 23:50:47	Dark	48.500	41	Eps Car	1.8600	4100.0	97	14356	No
507	GOM_NL__2PRFIN20041127_235235_000000532032_00274_14356_6566.N1	27-NOV-2004 23:52:35	Dark	53.000	34	Gam2Vel	1.7930	23000.	106	14356	No
508	GOM_NL__2PRFIN20041127_235414_000000622032_00274_14356_6567.N1	27-NOV-2004 23:54:14	Dark	61.500	70	Zet Pup	2.2460	39000.	123	14356	No
509	GOM_NL__2PRFIN20041127_235611_000000512032_00274_14356_6568.N1	27-NOV-2004 23:56:11	Dark	50.500	2	Alp Car	-0.73600	7000.0	101	14356	No
510	GOM_NL__2PRFIN20041127_235751_000000672032_00274_14356_6569.N1	27-NOV-2004 23:57:51	Dark	67.000	117	Pi Pup	2.7060	3800.0	134	14356	No

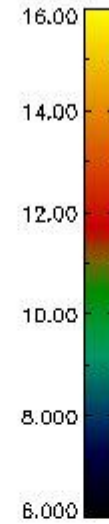
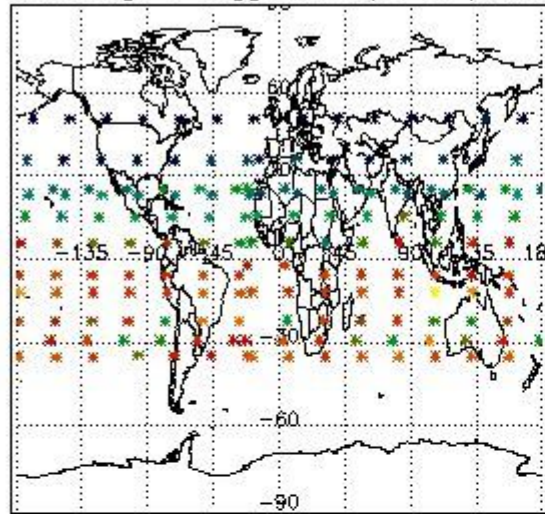
In this section it is plotted some information contained in the Quality Summary data set of the level 2 products. Only products in dark limb conditions and without errors (error flag in the MPH set to "0") are used.

### 3.1 Plot quality information per product (time dependant)

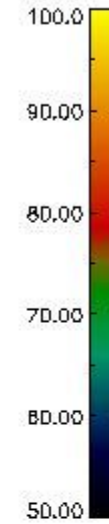
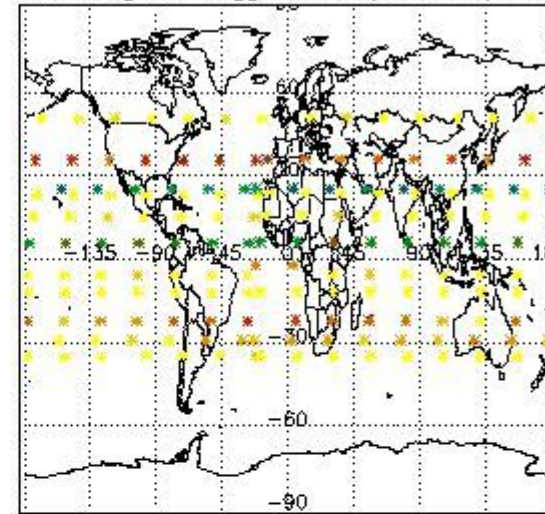


### 3.2 Plot quality information per product (world map)

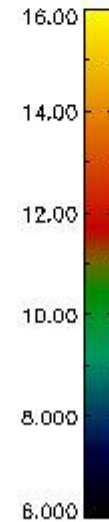
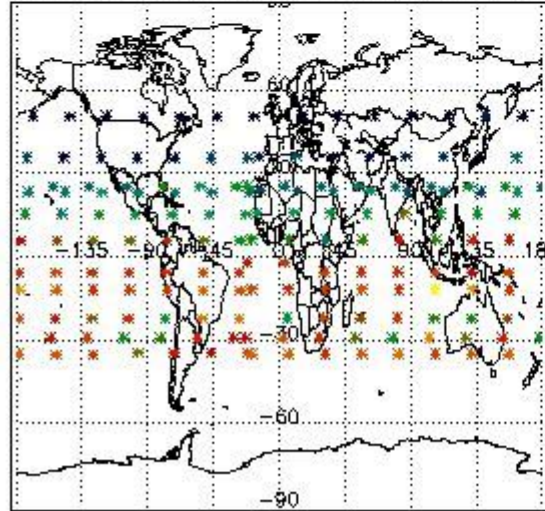
Percentage of flagged data per O3 profile



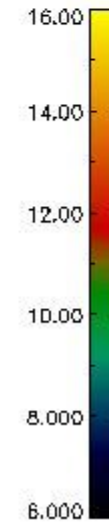
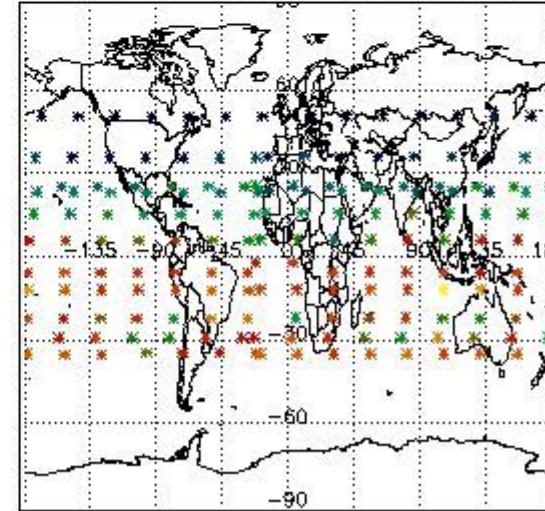
Percentage of flagged data per H2O profile



Percentage of flagged data per NO2 profile



Percentage of flagged data per NO3 profile

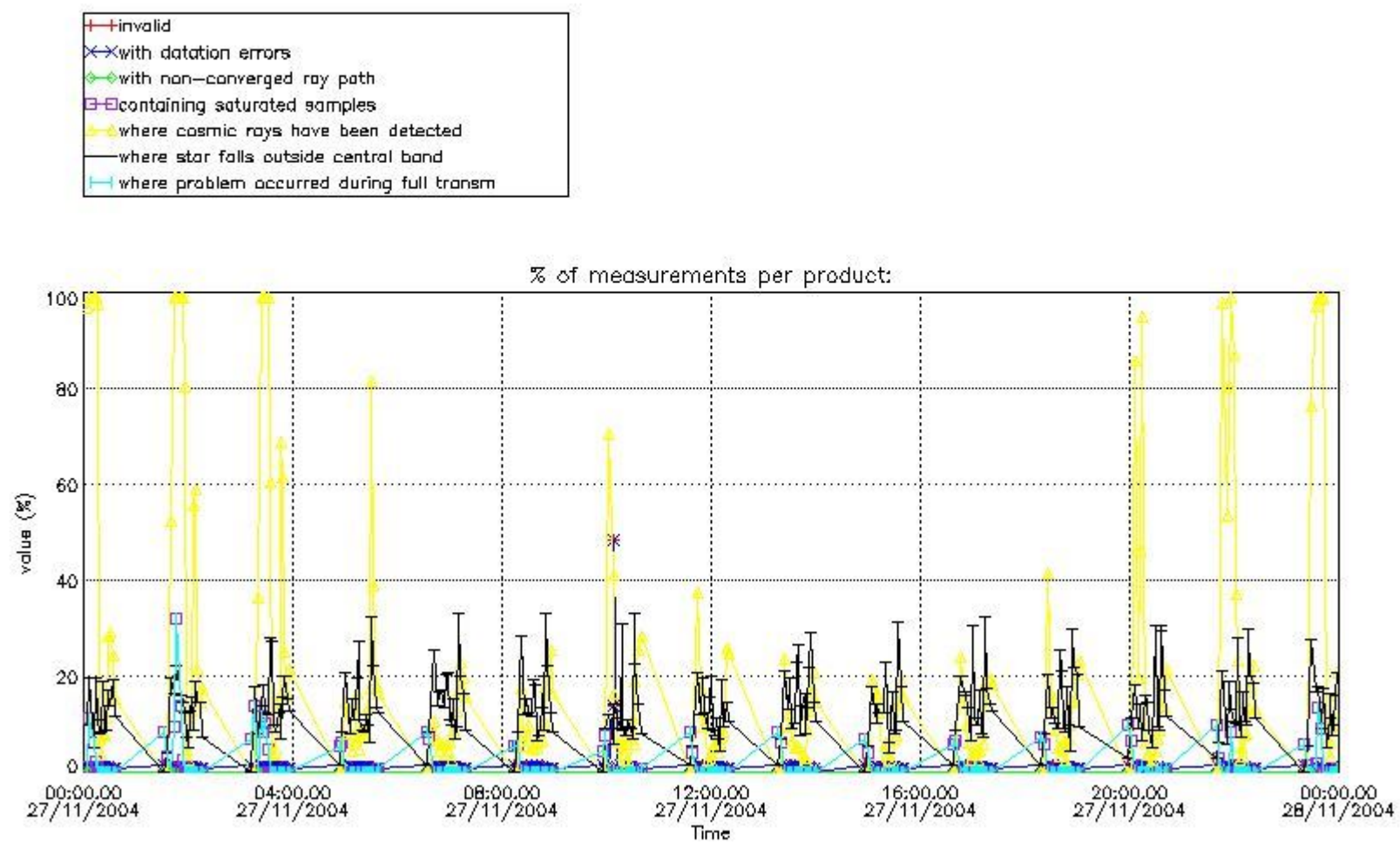


#### 4. Level 1 quality information per product

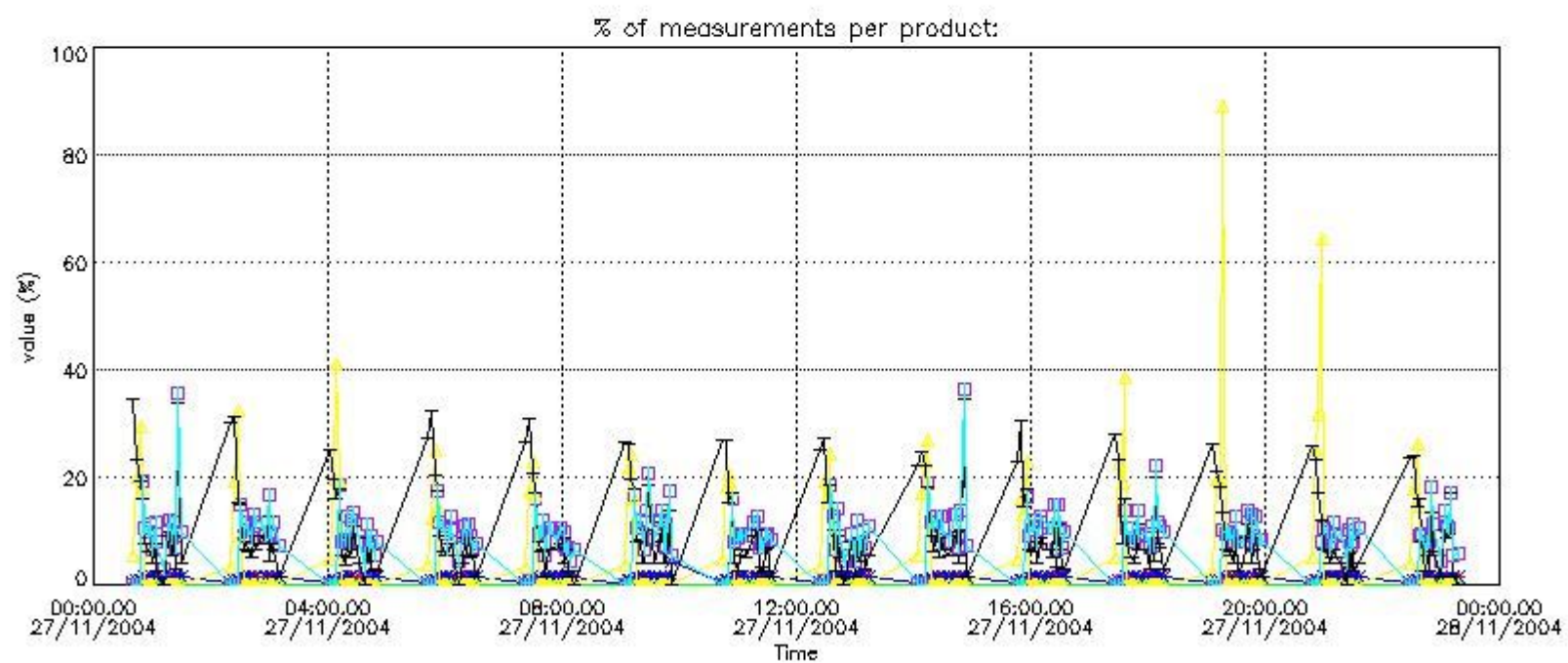
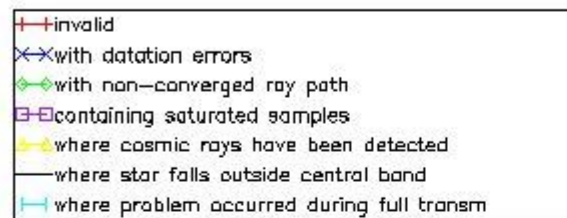
In this section it is plotted some information contained in the Quality Summary data set of the level 2 products that comes from the level 1b processing. Products without errors (error flag in the MPH set to "0") are used.

##### 4.1 Plot quality information per product (time dependant) coming from level 1b processing

###### 4.1.1 Plot level 1 quality information per product (time dependant): ENVISAT ASCENDING passes



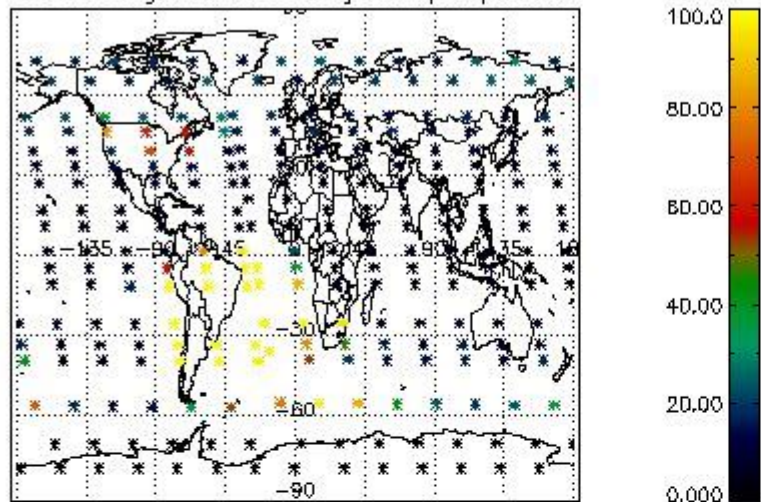
4.1.2 Plot level 1 quality information per product (time dependant): ENVI SAT DESCENDING passes



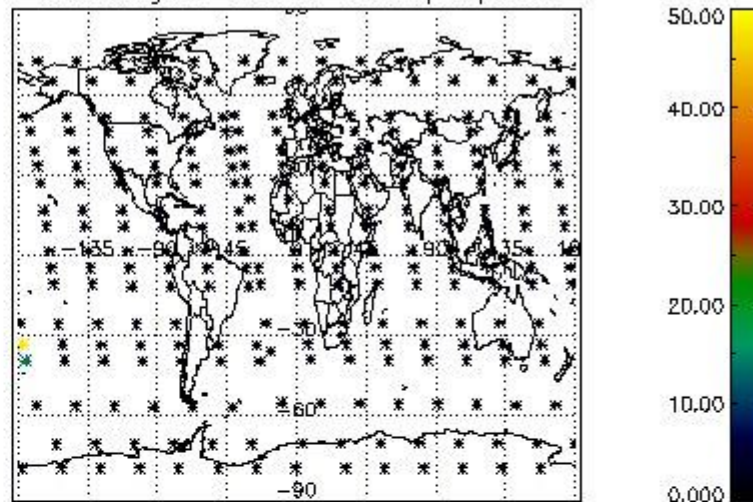
#### 4.2 Plot quality information per product coming from level 1b processing (world map)

##### 4.2.1 Plot level 1 quality information per product (world map): ENVISAT ASCENDING passes

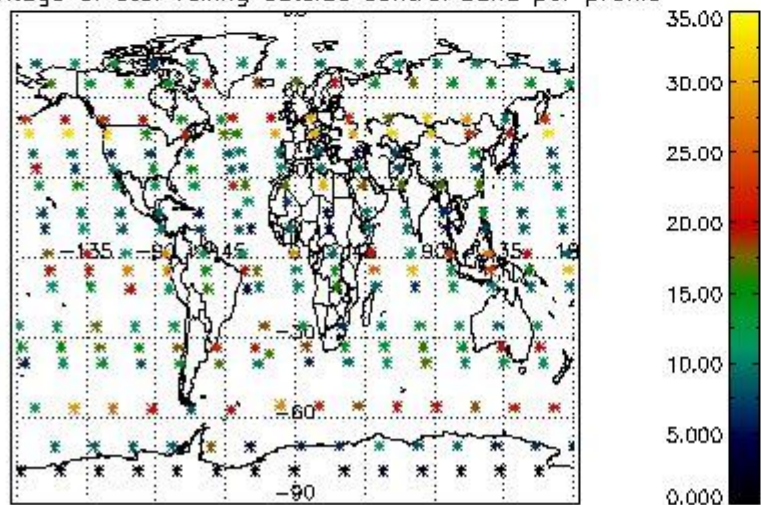
Percentage of cosmic ray hits per profile



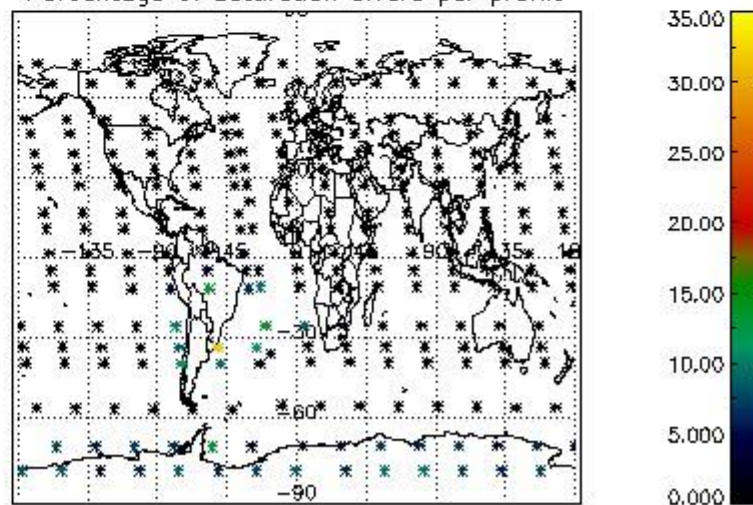
Percentage of datation errors per profile



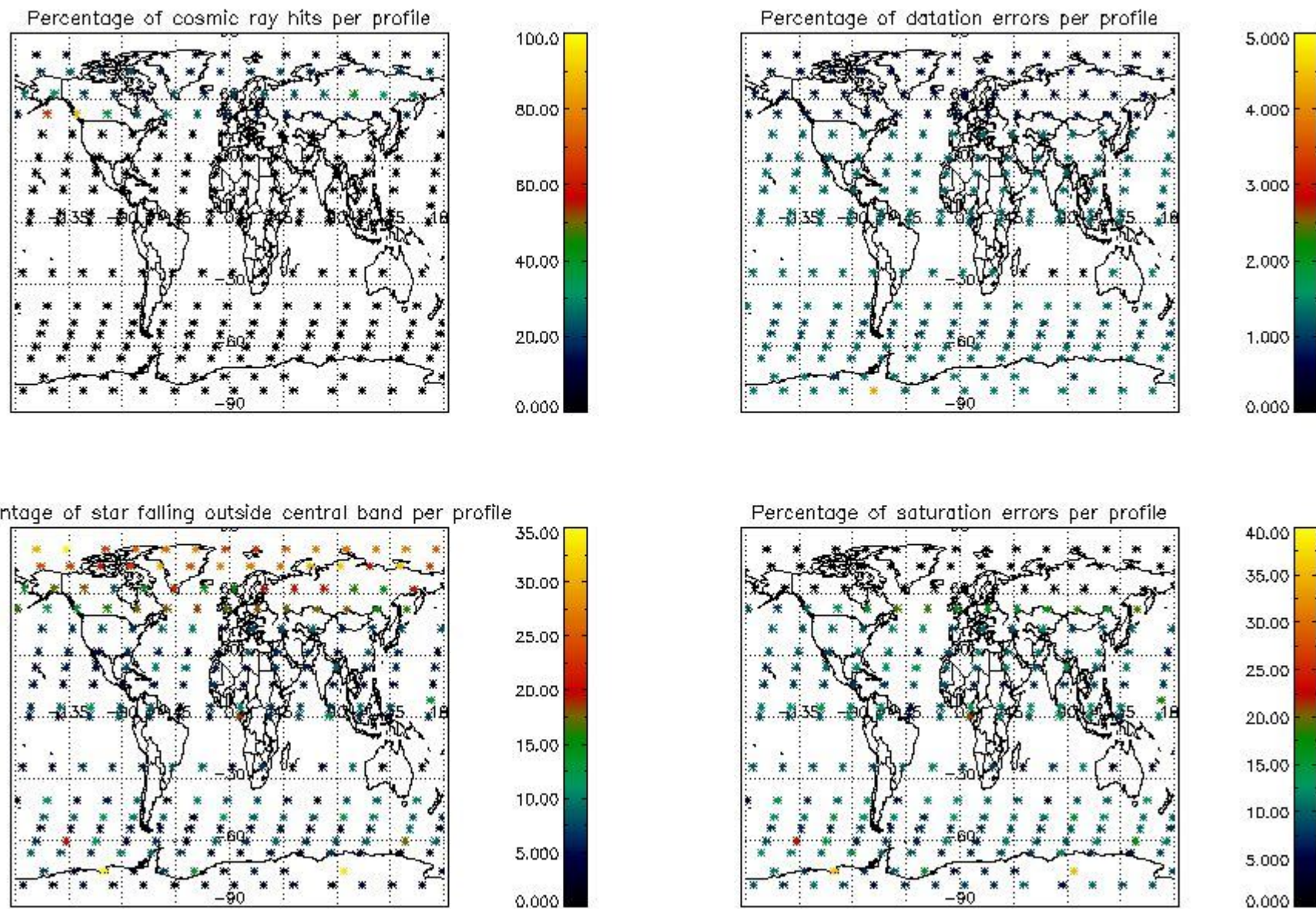
Percentage of star falling outside central band per profile



Percentage of saturation errors per profile



4.2.2 Plot level 1 quality information per product (world map): ENVISAT DESCENDING passes



## 5. Trace gas profiles

### 5.1 Ozone statistics based on quality of products

The final quality of the products can be "measured" using the STD (Standard Deviation) attached to every point profile. This information is written to the parameter GOM\_NL\_\_2P/NL\_LOCAL\_SPECIES\_DENSITY/o3\_std of the level 2 products. The table below shows the statistics for given STD ranges.

The statistics are given with respect to the overall valid production:

- Products without fatal errors: GOM\_NL\_\_2P/MPH/PRODUCT\_ERR=0
- Valid point profile: GOM\_NL\_\_2P/NL\_LOCAL\_SPECIES\_DENSITY/pcd(0)=0

The 'Criteria' is applied to valid points of dark limb products:

- Products in dark limb illumination condition: GOM\_NL\_\_2P/NL\_SUMMARY\_QUALITY/obs\_ill\_cond=0
- Products without fatal errors: GOM\_NL\_\_2P/MPH/PRODUCT\_ERR=0
- Valid point profile: GOM\_NL\_\_2P/NL\_LOCAL\_SPECIES\_DENSITY/pcd(0)=0

So, the table below shows the percentage of dark limb and valid observations for each criteria with respect to the overall valid daily observations.

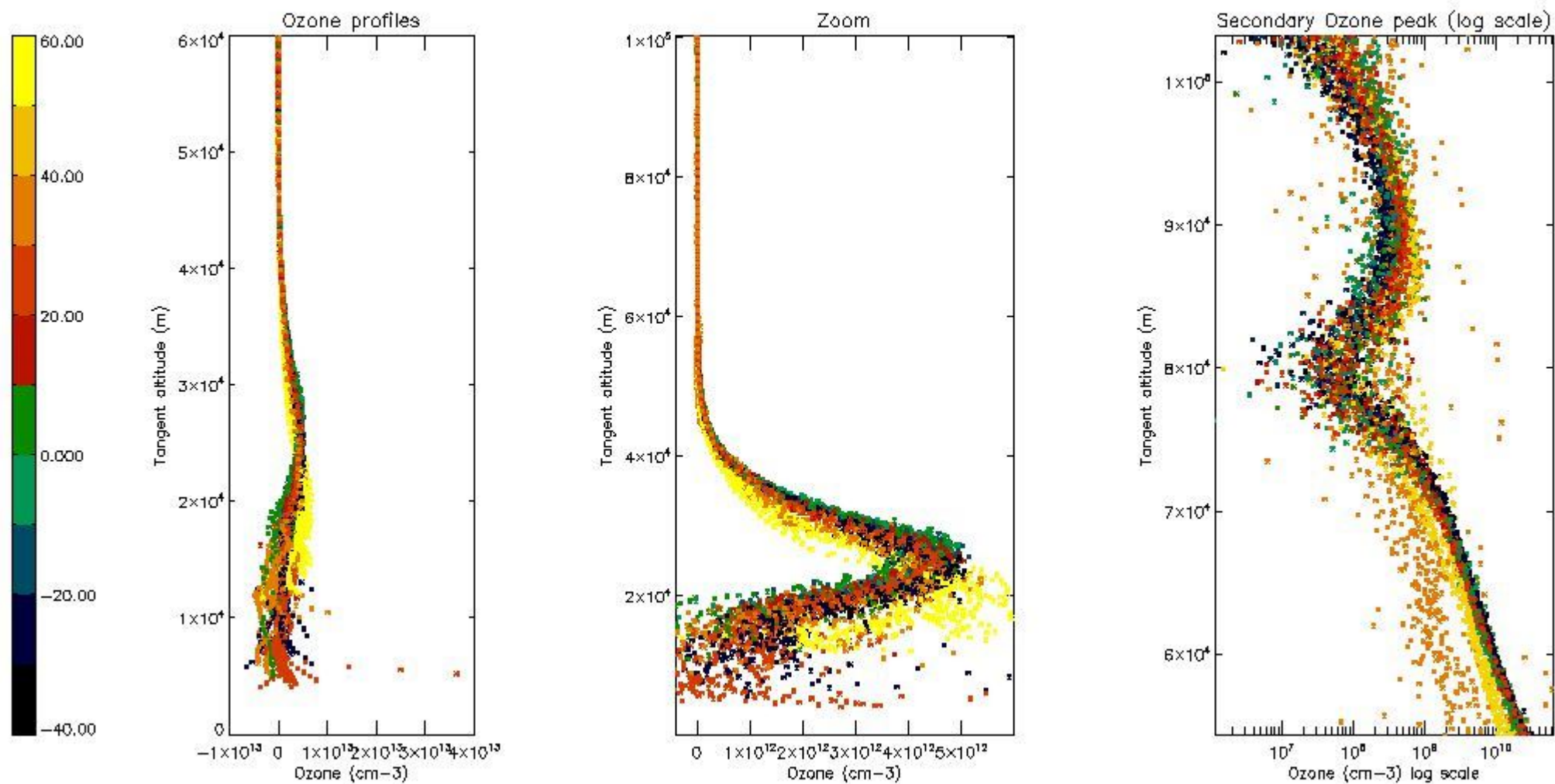
Criteria	% of total production
All STD	31
STD < 20	20



STD < 10	17
STD < 5	13

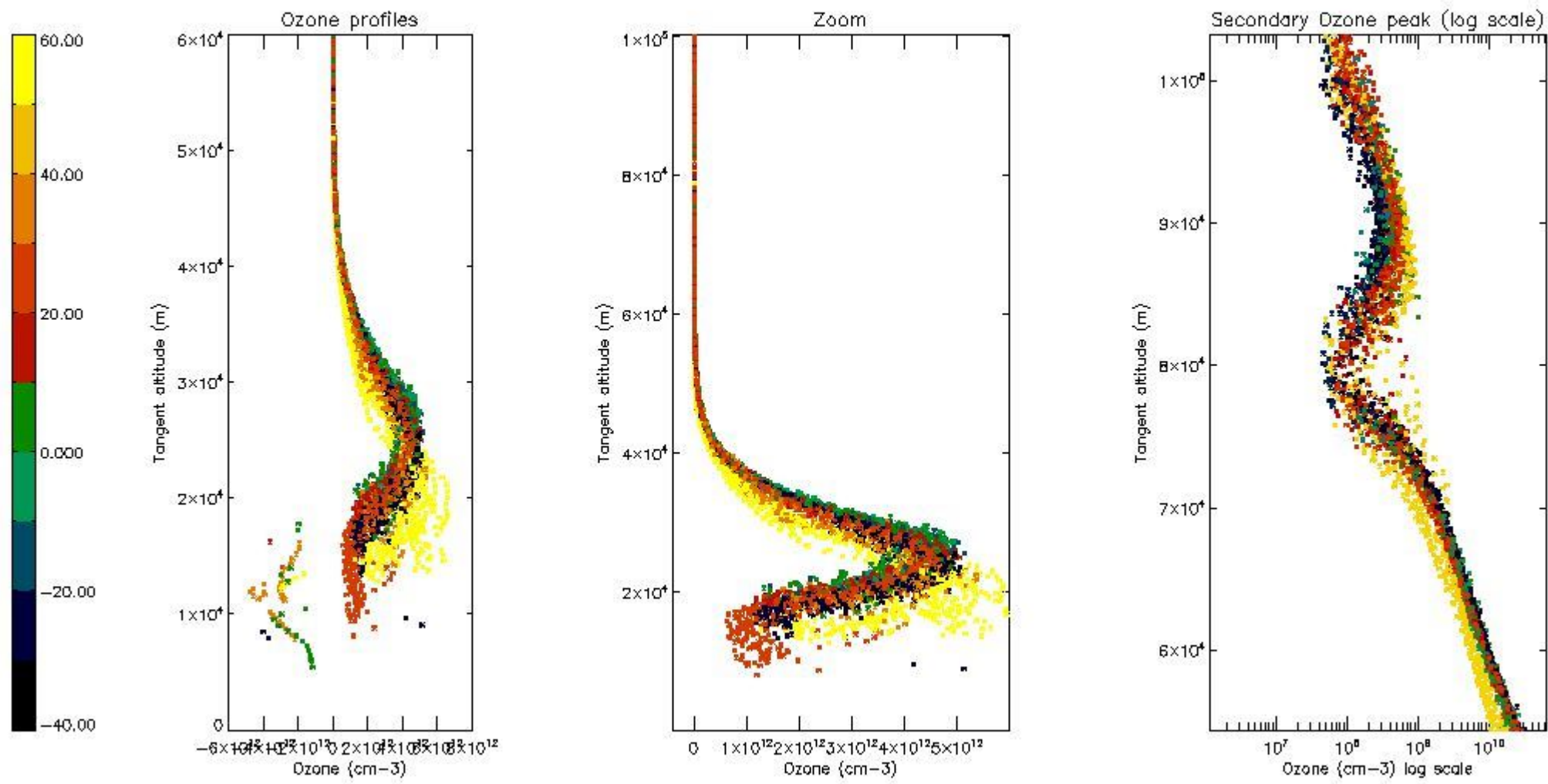
5.2 Plot ozone profiles for all STD (dark without errors)

The colorbar represents the latitude.



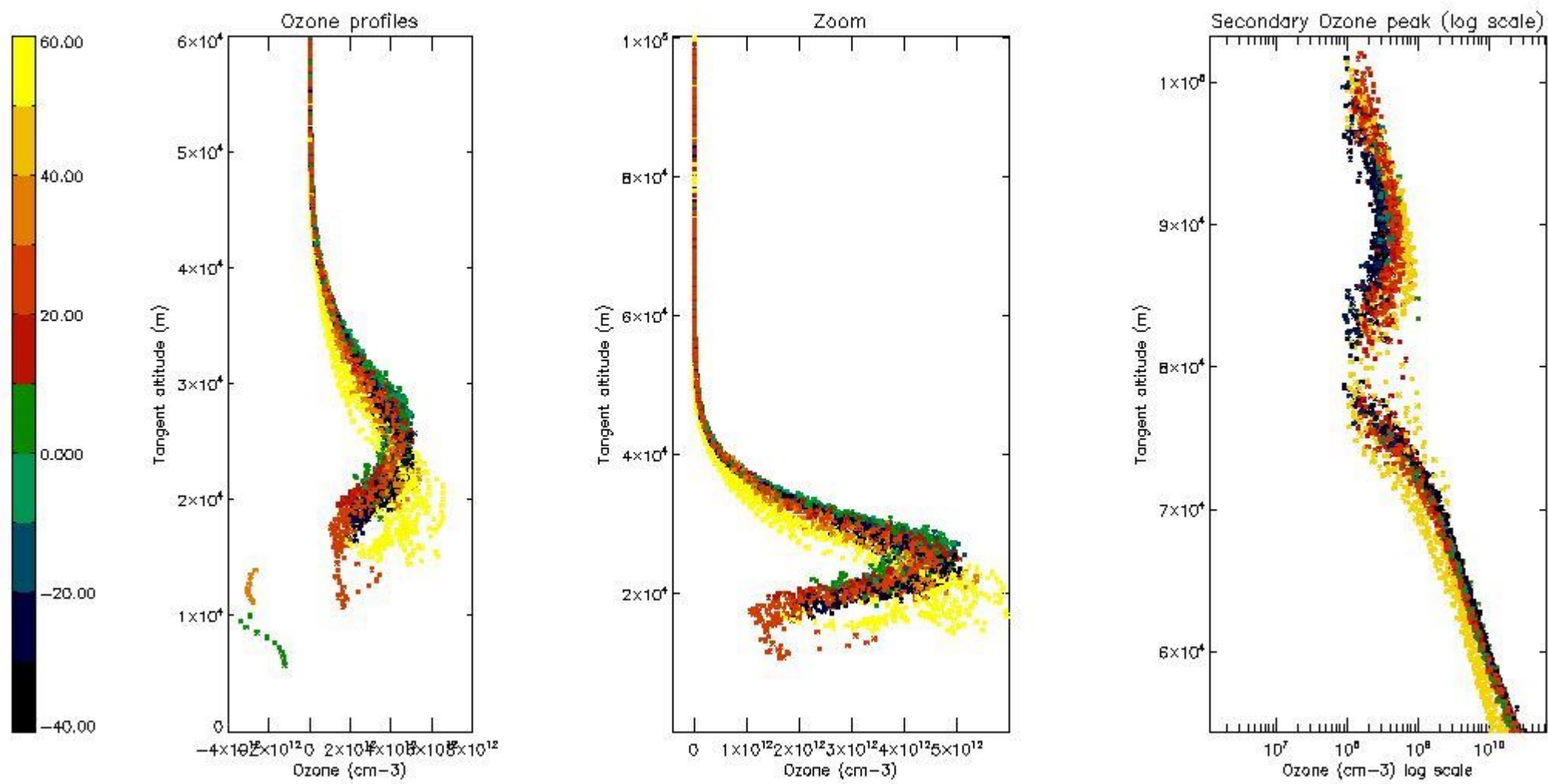
5.3 Plot ozone profiles where STD < 20% (dark without errors)

The colorbar represents the latitude.



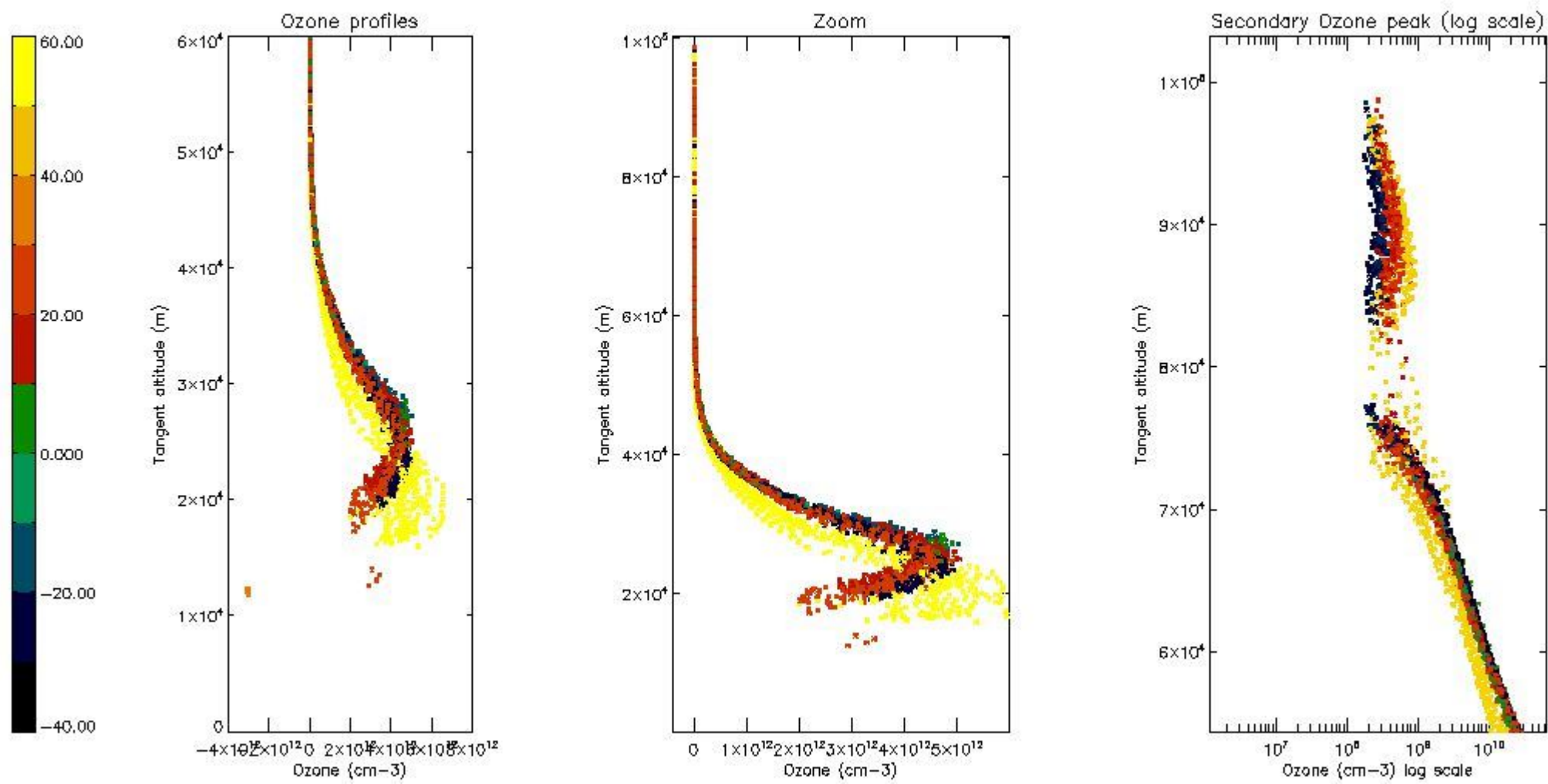
*5.4 Plot ozone profiles where STD < 10% (dark without errors)*

The colorbar represents the latitude.



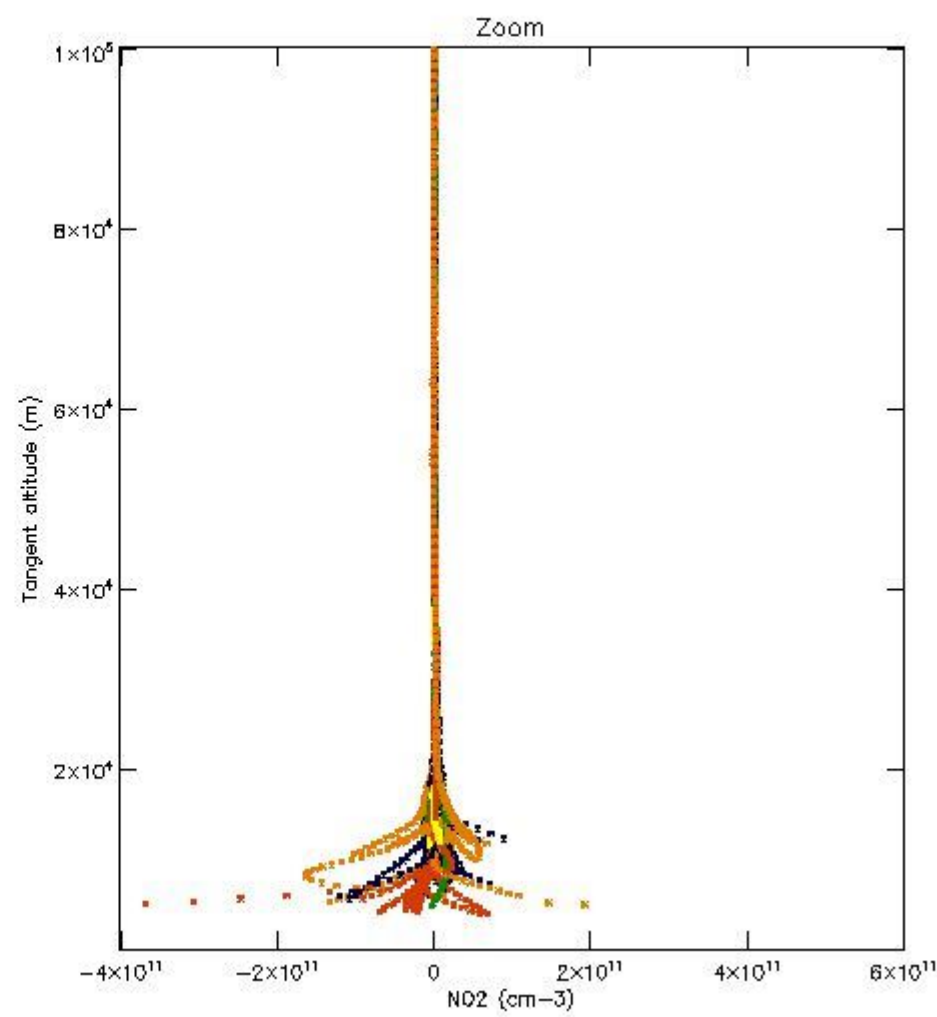
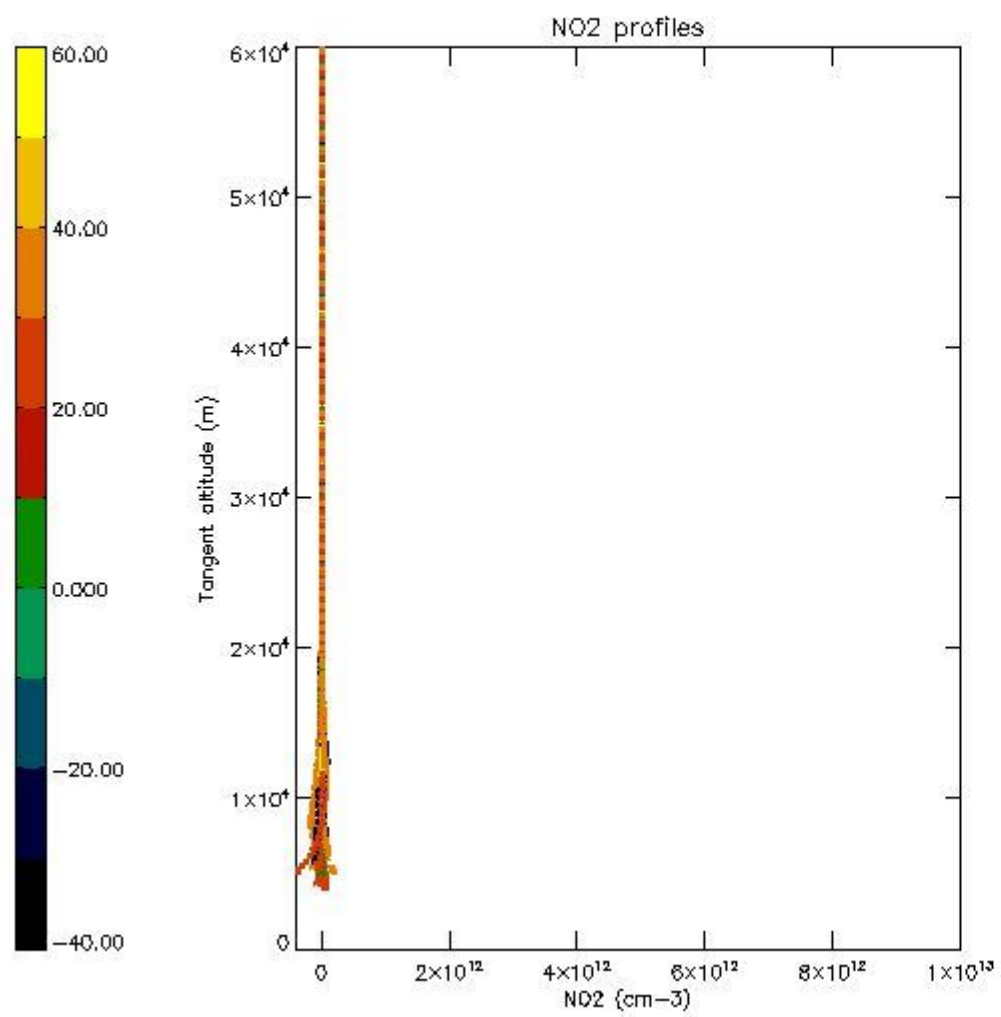
*5.5 Plot ozone profiles where  $STD < 5\%$  (dark without errors)*

The colorbar represents the latitude.



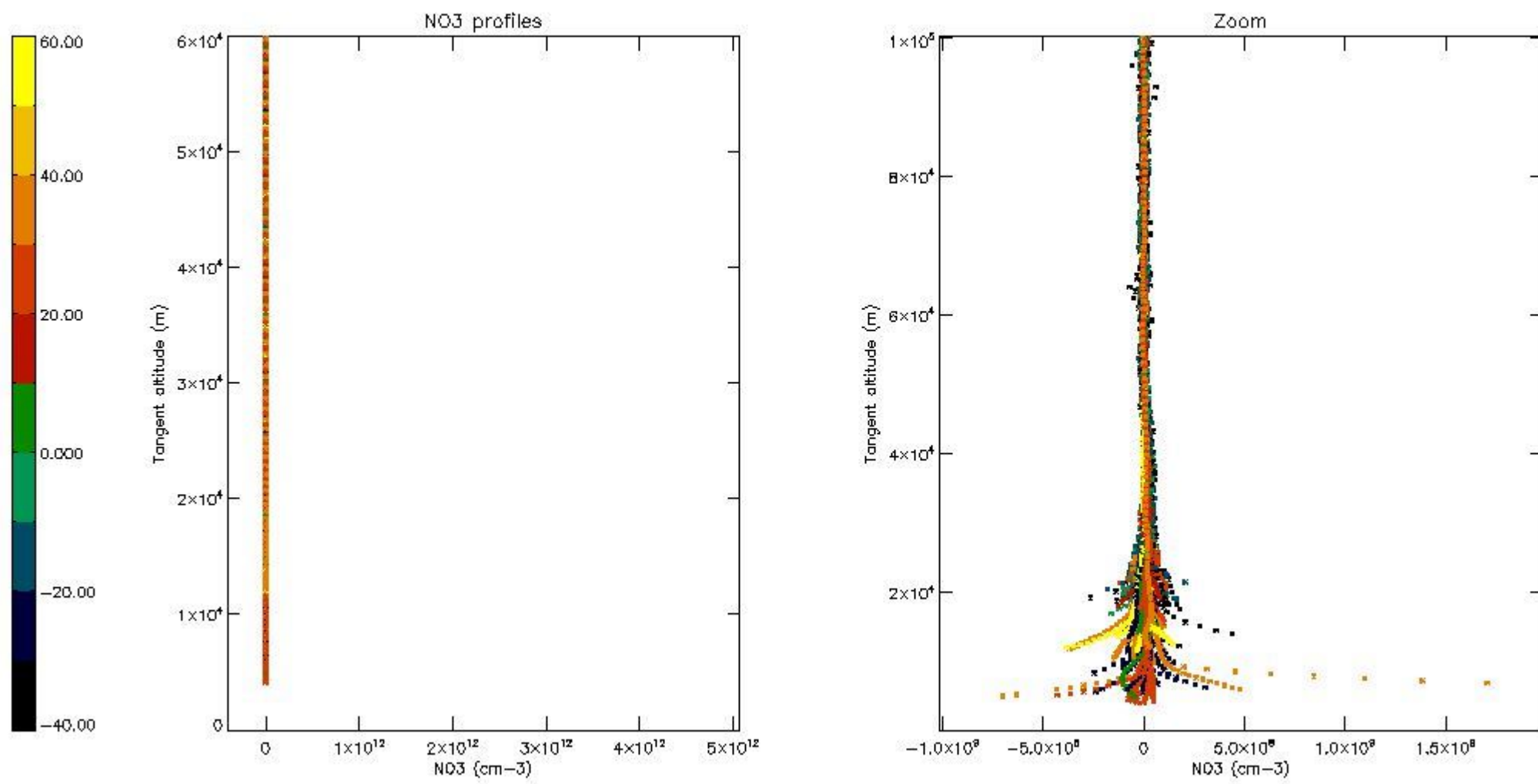
*5.6 Plot NO<sub>2</sub> profiles for all STD (dark without errors)*

The colorbar represents the latitude.



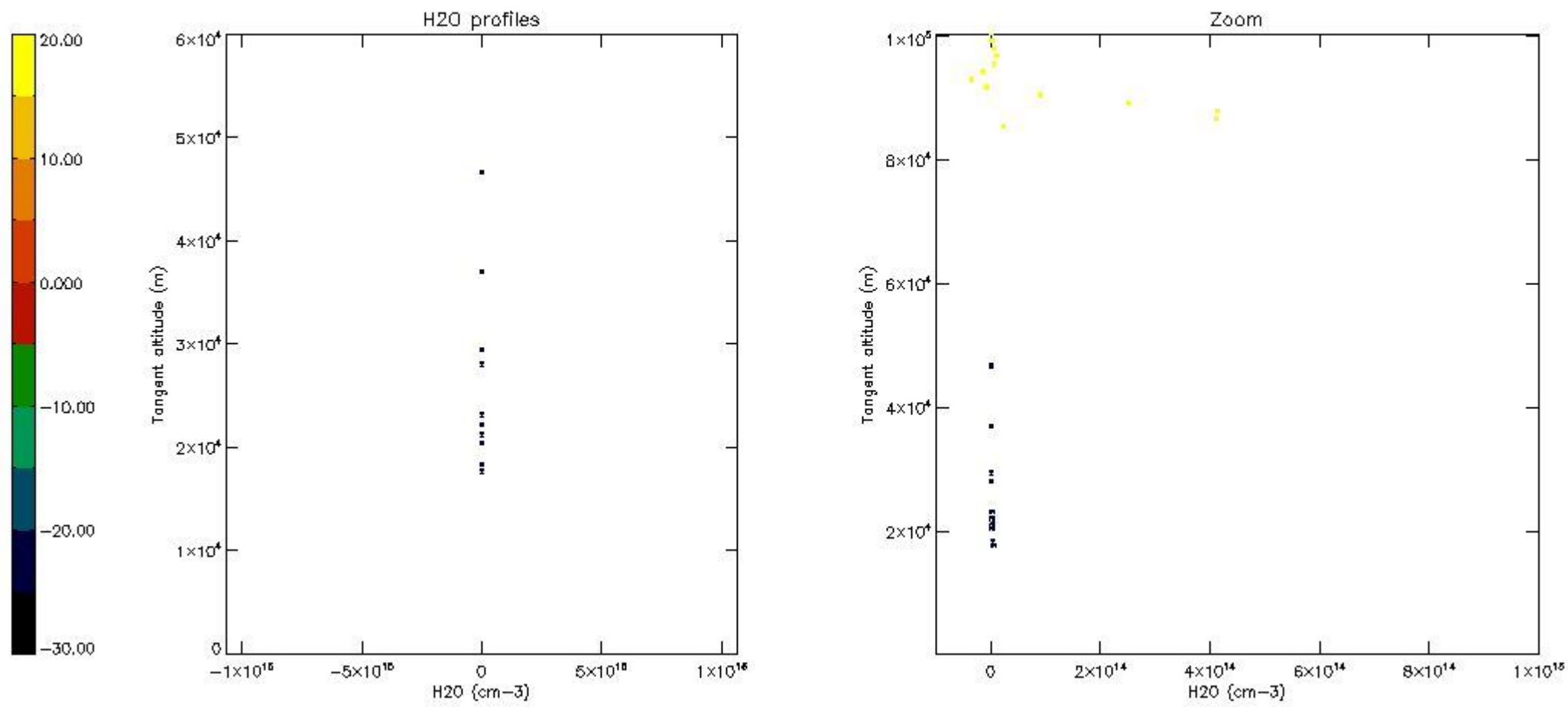
*5.7 Plot NO3 profiles for all STD (dark without errors)*

The colorbar represents the latitude.



5.8 Plot H<sub>2</sub>O profiles for all STD (only for occultations of stars 1,2,3,4,13,14,16,26,63 dark without errors)

The colorbar represents the latitude.



## 6. Auxiliary Data Files used for the production reported in section 2

The number reported in the third column indicates since which file (see list in section 2) the corresponding auxiliary file has been used. The fourth column is the date of those product files.

Type	Auxiliary Filename	Used since product	Used since product date
INST_PHYS_CHARACTERISTICS	GOM_INS_AXVIEC20091111_143220_20030716_120000_20500101_000000	1	27-NOV-2004 00:03:38
LEVEL-2_PROC_CONFIG	GOM_PR2_AXVIEC20091111_152718_20020301_000000_20500101_000000	1	27-NOV-2004 00:03:38
CROSS_SECTIONS_FILE	GOM_CRS_AXVIEC20091111_154832_20020301_000000_20500101_000000	1	27-NOV-2004 00:03:38

# GOMOS Level 2 Daily Report

## SUMMARY

### [1. General Info](#)

### [2. Summary of processed GOM\\_NL\\_2P products](#)

### [3. Level 2 Quality information per product](#)

#### [3.1 Plot of level 2 quality information per product \(time dependant\)](#)

#### [3.2 Plot of level 2 quality information per product \(world map\)](#)

### [4. Level 1 Quality information per product \(stored on level 2 products\)](#)

#### [4.1 Plot of level 1 quality information per product \(time dependant\)](#)

##### [4.1.1 Plot of level 1 quality information per product \(time dependant\): ASCENDING](#)

##### [4.1.2 Plot of level 1 quality information per product \(time dependant\): DESCENDING](#)

#### [4.2 Plot of level 1 quality information per product \(world map\)](#)

##### [4.2.1 Plot of level 1 quality information per product \(world map\): ASCENDING](#)

##### [4.2.2 Plot of level 1 quality information per product \(world map\): DESCENDING](#)

### [5. Ozone profiles based on quality statistics and other trace gas profiles](#)

#### [5.1 Ozone statistics based on quality of products](#)

#### [5.2 Plot ozone profiles for all STD \(dark without errors\)](#)

#### [5.3 Plot ozone profiles where STD < 20% \(dark without errors\)](#)

#### [5.4. Plot ozone profiles where STD < 10% \(dark without errors\)](#)

#### [5.5. Plot ozone profiles where STD < 5% \(dark without errors\)](#)

#### [5.6 Plot NO2 profiles for all STD \(dark without errors\)](#)

#### [5.7 Plot NO3 profiles for all STD \(dark without errors\)](#)

#### [5.8 Plot H2O profiles \(only for occultations of stars 1,2,3,4,13,14,16,26,63 dark without errors\) for all STD](#)

### [6. Auxiliary Data Files used for the production reported in section 2](#)



This report presents the daily analysis on parameters extracted from GOMOS level 2 data (GOM\_NL\_\_2P).  
It is intended to monitor some important parameters that will impact the quality of these products.  
A list of level 2 products (and content) that have arrived during the reporting day to the PCF is also given.

Item	Value
Time of report generation	22APR2013 08:49:28
Data source version	GOMOS/6.01
Start time of products	27-11-2004 (27NOV2004 00:00:00)
Stop time of products	28-11-2004 (28NOV2004 00:00:00)
Store outputs in DB	Yes
Nb of level 2 prods	510
Nb of prods with errors	0

## 2. Summary of processed GOM\_NL\_\_2P products.

Nr	Filename	UTC Start time	Limb	Duration	Star Id	Star Name	Star Mag	Star Temp	Nb Meas	Orbit	Prod. error
1	GOM_NL__2PRFIN20041127_000338_000000462032_00259_14341_6550.N1	27-NOV-2004 00:03:38	Twilight	45.500	163	7Del Crv	2.9450	11000.	91	14341	No
2	GOM_NL__2PRFIN20041127_000518_000000492032_00259_14341_6551.N1	27-NOV-2004 00:05:18	Twilight	48.500	106	9Bet Crv	2.6480	5600.0	97	14341	No
3	GOM_NL__2PRFIN20041127_001129_000000402032_00259_14341_6552.N1	27-NOV-2004 00:11:29	Dark	39.500	64	Gam Cen	2.2000	10600.	79	14341	No
4	GOM_NL__2PRFIN20041127_001327_000000442032_00259_14341_6553.N1	27-NOV-2004 00:13:27	Dark	43.500	10	Bet Cen	0.61000	28000.	87	14341	No
5	GOM_NL__2PRFIN20041127_001511_000000412032_00260_14342_6639.N1	27-NOV-2004 00:15:11	Dark	41.000	12	Alp1Cru	0.77500	30000.	82	14342	No
6	GOM_NL__2PRFIN20041127_001743_000000432032_00260_14342_6640.N1	27-NOV-2004 00:17:43	Dark	43.000	124	The Car	2.7640	30000.	86	14342	No
7	GOM_NL__2PRFIN20041127_001925_000000412032_00260_14342_6641.N1	27-NOV-2004 00:19:25	Dark	41.000	159	Ups Car	2.9200	7200.0	82	14342	No
8	GOM_NL__2PRFIN20041127_002216_000000502032_00260_14342_6642.N1	27-NOV-2004 00:22:16	Dark	50.000	41	Eps Car	1.8600	4100.0	100	14342	No
9	GOM_NL__2PRFIN20041127_002401_000000522032_00260_14342_6643.N1	27-NOV-2004 00:24:01	Dark	51.500	34	Gam2Vel	1.7930	23000.	103	14342	No
10	GOM_NL__2PRFIN20041127_002538_000000592032_00260_14342_6644.N1	27-NOV-2004 00:25:38	Dark	58.500	70	Zet Pup	2.2460	39000.	117	14342	No
11	GOM_NL__2PRFIN20041127_002742_000000502032_00260_14342_6645.N1	27-NOV-2004 00:27:42	Dark	49.500	2	Alp Car	-0.73600	7000.0	99	14342	No
12	GOM_NL__2PRFIN20041127_002917_000000622032_00260_14342_6646.N1	27-NOV-2004 00:29:17	Dark	62.000	117	Pi Pup	2.7060	3800.0	124	14342	No
13	GOM_NL__2PRFIN20041127_003312_000000762032_00260_14342_6647.N1	27-NOV-2004 00:33:12	Dark	75.500	23	21Eps CMa	1.5020	26000.	151	14342	No
14	GOM_NL__2PRFIN20041127_003526_000000822032_00260_14342_6648.N1	27-NOV-2004 00:35:26	Straylight	81.500	179	24Omi2CMa	3.0320	24000.	163	14342	No
15	GOM_NL__2PRFIN20041127_004009_000001252032_00260_14342_6649.N1	27-NOV-2004 00:40:09	Straylight	125.00	1	9Alp CMa	-1.4400	11000.	250	14342	No
16	GOM_NL__2PRFIN20041127_004402_000000652032_00260_14342_6650.N1	27-NOV-2004 00:44:02	Straylight	64.500	7	19Bet Ori	0.10000	14000.	129	14342	No
17	GOM_NL__2PRFIN20041127_004723_000000732032_00260_14342_6651.N1	27-NOV-2004 00:47:23	Twilight	73.000	30	46Eps Ori	1.6940	30000.	146	14342	No
18	GOM_NL__2PRFIN20041127_005014_000000682032_00260_14342_6652.N1	27-NOV-2004 00:50:14	Bright	68.000	27	24Gam Ori	1.6360	26000.	136	14342	No
19	GOM_NL__2PRFIN20041127_005253_000000392032_00260_14342_6653.N1	27-NOV-2004 00:52:53	Bright	38.500	105	6Bet Ari	2.6450	8900.0	77	14342	No
20	GOM_NL__2PRFIN20041127_005609_000000422032_00260_14342_6654.N1	27-NOV-2004 00:56:09	Bright	41.500	150	44Zet Per	2.8900	28000.	83	14342	No
21	GOM_NL__2PRFIN20041127_005813_000000402032_00260_14342_6655.N1	27-NOV-2004 00:58:13	Bright	39.500	79	26Bet Per	2.3100	13100.	79	14342	No
22	GOM_NL__2PRFIN20041127_010034_000000392032_00260_14342_6656.N1	27-NOV-2004 01:00:34	Bright	38.500	175	39Del Per	3.0100	19400.	77	14342	No
23	GOM_NL__2PRFIN20041127_010336_000000392032_00260_14342_6657.N1	27-NOV-2004 01:03:36	Bright	38.500	68	18Alp Cas	2.2250	4500.0	77	14342	No
24	GOM_NL__2PRFIN20041127_010451_000000372032_00260_14342_6658.N1	27-NOV-2004 01:04:51	Bright	37.000	74	11Bet Cas	2.2680	6600.0	74	14342	No
25	GOM_NL__2PRFIN20041127_011145_000000362032_00260_14342_6659.N1	27-NOV-2004 01:11:45	Bright	35.500	49	1Alp UMi	1.9900	6300.0	71	14342	No
26	GOM_NL__2PRFIN20041127_011623_000000392032_00260_14342_6660.N1	27-NOV-2004 01:16:23	Bright	39.000	60	7Bet UMi	2.0810	3950.0	78	14342	No
27	GOM_NL__2PRFIN20041127_011843_000000462032_00260_14342_6661.N1	27-NOV-2004 01:18:43	Bright	45.500	36	50Alp UMa	1.8000	6300.0	91	14342	No
28	GOM_NL__2PRFIN20041127_012021_000000462032_00260_14342_6662.N1	27-NOV-2004 01:20:21	Bright	46.000	82	48Bet UMa	2.3650	10600.	92	14342	No
29	GOM_NL__2PRFIN20041127_012205_000000392032_00260_14342_6663.N1	27-NOV-2004 01:22:05	Bright	39.000	55	79Zet UMa	2.0600	10200.	78	14342	No
30	GOM_NL__2PRFIN20041127_012341_000000372032_00260_14342_6664.N1	27-NOV-2004 01:23:41	Bright	36.500	39	85Eta UMa	1.8540	24000.	73	14342	No
31	GOM_NL__2PRFIN20041127_012629_000000522032_00260_14342_6665.N1	27-NOV-2004 01:26:29	Bright	52.000	180	27Gam Boo	3.0400	8000.0	104	14342	No
32	GOM_NL__2PRFIN20041127_012930_000000362032_00260_14342_6666.N1	27-NOV-2004 01:29:30	Bright	36.000	83		2.3780	11000.	72	14342	No
33	GOM_NL__2PRFIN20041127_013159_000000362032_00260_14342_6667.N1	27-NOV-2004 01:31:59	Bright	36.000	3	16Alp Boo	-0.050000	4250.0	72	14342	No
34	GOM_NL__2PRFIN20041127_013509_000000632032_00260_14342_6668.N1	27-NOV-2004 01:35:09	Bright	62.500	96	68Del Leo	2.5600	9300.0	125	14342	No
35	GOM_NL__2PRFIN20041127_013917_000001602032_00260_14342_6669.N1	27-NOV-2004 01:39:17	Twilight	160.00	51	41Gam1Leo	2.0100	4500.0	320	14342	No
36	GOM_NL__2PRFIN20041127_014414_000000492032_00260_14342_6670.N1	27-NOV-2004 01:44:14	Twilight	48.500	163	7Del Crv	2.9450	11000.	97	14342	No
37	GOM_NL__2PRFIN20041127_014554_000000502032_00260_14342_6671.N1	27-NOV-2004 01:45:54	Twilight	50.000	106	9Bet Crv	2.6480	5600.0	100	14342	No
38	GOM_NL__2PRFIN20041127_015206_000000442032_00260_14342_6672.N1	27-NOV-2004 01:52:06	Dark	43.500	64	Gam Cen	2.2000	10600.	87	14342	No
39	GOM_NL__2PRFIN20041127_015402_000000422032_00260_14342_6673.N1	27-NOV-2004 01:54:02	Dark	41.500	10	Bet Cen	0.61000	28000.	83	14342	No
40	GOM_NL__2PRFIN20041127_015547_000000412032_00261_14343_6539.N1	27-NOV-2004 01:55:47	Dark	41.000	12	Alp1Cru	0.77500	30000.	82	14343	No
41	GOM_NL__2PRFIN20041127_015819_000000422032_00261_14343_6540.N1	27-NOV-2004 01:58:19	Dark	42.000	124	The Car	2.7640	30000.	84	14343	No
42	GOM_NL__2PRFIN20041127_020001_000000402032_00261_14343_6541.N1	27-NOV-2004 02:00:01	Dark	39.500	159	Ups Car	2.9200	7200.0	79	14343	No

43	GOM_NL_2PRFIN20041127_020252_000000472032_00261_14343_6542.N1	27-NOV-2004 02:02:52	Dark	46.500	41	Eps Car	1.8600	4100.0	93	14343	No
44	GOM_NL_2PRFIN20041127_020438_000000552032_00261_14343_6543.N1	27-NOV-2004 02:04:38	Dark	55.000	34	Gam2Vel	1.7930	23000.	110	14343	No
45	GOM_NL_2PRFIN20041127_020614_000000592032_00261_14343_6544.N1	27-NOV-2004 02:06:14	Dark	58.500	70	Zet Pup	2.2460	39000.	117	14343	No
46	GOM_NL_2PRFIN20041127_020817_000000532032_00261_14343_6545.N1	27-NOV-2004 02:08:17	Dark	52.500	2	Alp Car	-0.73600	7000.0	105	14343	No
47	GOM_NL_2PRFIN20041127_020954_000000632032_00261_14343_6546.N1	27-NOV-2004 02:09:54	Dark	62.500	117	Pi Pup	2.7060	3800.0	125	14343	No
48	GOM_NL_2PRFIN20041127_021349_000000722032_00261_14343_6547.N1	27-NOV-2004 02:13:49	Dark	72.000	23	21Eps CMa	1.5020	26000.	144	14343	No
49	GOM_NL_2PRFIN20041127_021603_000000782032_00261_14343_6548.N1	27-NOV-2004 02:16:03	Straylight	77.500	179	24Omi2CMa	3.0320	24000.	155	14343	No
50	GOM_NL_2PRFIN20041127_022045_000001172032_00261_14343_6549.N1	27-NOV-2004 02:20:45	Straylight	117.00	1	9Alp CMa	-1.4400	11000.	234	14343	No
51	GOM_NL_2PRFIN20041127_022438_000000722032_00261_14343_6550.N1	27-NOV-2004 02:24:38	Straylight	72.000	7	19Bet Ori	0.10000	14000.	144	14343	No
52	GOM_NL_2PRFIN20041127_022758_000000702032_00261_14343_6551.N1	27-NOV-2004 02:27:58	Twilight_and_stray	69.500	30	46Eps Ori	1.6940	30000.	139	14343	No
53	GOM_NL_2PRFIN20041127_023049_000000672032_00261_14343_6552.N1	27-NOV-2004 02:30:49	Bright	66.500	27	24Gam Ori	1.6360	26000.	133	14343	No
54	GOM_NL_2PRFIN20041127_023329_000000392032_00261_14343_6553.N1	27-NOV-2004 02:33:29	Bright	38.500	105	6Bet Ari	2.6450	8900.0	77	14343	No
55	GOM_NL_2PRFIN20041127_023644_000000432032_00261_14343_6554.N1	27-NOV-2004 02:36:44	Bright	43.000	150	44Zet Per	2.8900	28000.	86	14343	No
56	GOM_NL_2PRFIN20041127_023849_000000402032_00261_14343_6555.N1	27-NOV-2004 02:38:49	Bright	39.500	79	26Bet Per	2.3100	13100.	79	14343	No
57	GOM_NL_2PRFIN20041127_024109_000000402032_00261_14343_6556.N1	27-NOV-2004 02:41:09	Bright	40.000	175	39Del Per	3.0100	19400.	80	14343	No
58	GOM_NL_2PRFIN20041127_024412_000000392032_00261_14343_6557.N1	27-NOV-2004 02:44:12	Bright	38.500	68	18Alp Cas	2.2250	4500.0	77	14343	No
59	GOM_NL_2PRFIN20041127_024527_000000392032_00261_14343_6558.N1	27-NOV-2004 02:45:27	Bright	38.500	74	11Bet Cas	2.2680	6600.0	77	14343	No
60	GOM_NL_2PRFIN20041127_025222_000000392032_00261_14343_6559.N1	27-NOV-2004 02:52:22	Bright	38.500	49	1Alp UMi	1.9900	6300.0	77	14343	No
61	GOM_NL_2PRFIN20041127_025659_000000392032_00261_14343_6560.N1	27-NOV-2004 02:56:59	Bright	38.500	60	7Bet UMi	2.0810	3950.0	77	14343	No
62	GOM_NL_2PRFIN20041127_025919_000000482032_00261_14343_6561.N1	27-NOV-2004 02:59:19	Bright	47.500	36	50Alp UMa	1.8000	6300.0	95	14343	No
63	GOM_NL_2PRFIN20041127_030056_000000462032_00261_14343_6562.N1	27-NOV-2004 03:00:56	Bright	46.000	82	48Bet UMa	2.3650	10600.	92	14343	No
64	GOM_NL_2PRFIN20041127_030241_000000392032_00261_14343_6563.N1	27-NOV-2004 03:02:41	Bright	38.500	55	79Zet UMa	2.0600	10200.	77	14343	No
65	GOM_NL_2PRFIN20041127_030417_000000392032_00261_14343_6564.N1	27-NOV-2004 03:04:17	Bright	38.500	39	85Eta UMa	1.8540	24000.	77	14343	No
66	GOM_NL_2PRFIN20041127_031006_000000352032_00261_14343_6565.N1	27-NOV-2004 03:10:06	Bright	35.000	83		2.3780	11000.	70	14343	No
67	GOM_NL_2PRFIN20041127_031235_000000362032_00261_14343_6566.N1	27-NOV-2004 03:12:35	Bright	35.500	3	16Alp Boo	-0.050000	4250.0	71	14343	No
68	GOM_NL_2PRFIN20041127_031546_000000732032_00261_14343_6567.N1	27-NOV-2004 03:15:46	Bright	72.500	96	68Del Leo	2.5600	9300.0	145	14343	No
69	GOM_NL_2PRFIN20041127_031955_000001422032_00261_14343_6568.N1	27-NOV-2004 03:19:55	Twilight_and_stray	141.50	51	41Gam1Leo	2.0100	4500.0	283	14343	No
70	GOM_NL_2PRFIN20041127_032451_000000472032_00261_14343_6569.N1	27-NOV-2004 03:24:51	Twilight_and_stray	47.000	163	7Del Crv	2.9450	11000.	94	14343	No
71	GOM_NL_2PRFIN20041127_032631_000000472032_00261_14343_6570.N1	27-NOV-2004 03:26:31	Twilight	47.000	106	9Bet Crv	2.6480	5600.0	94	14343	No
72	GOM_NL_2PRFIN20041127_032844_000000402032_00261_14343_6571.N1	27-NOV-2004 03:28:44	Twilight	40.000	123	10Cen	2.7500	10200.	80	14343	No
73	GOM_NL_2PRFIN20041127_033241_000000422032_00261_14343_6572.N1	27-NOV-2004 03:32:41	Dark	42.000	64	Gam Cen	2.2000	10600.	84	14343	No
74	GOM_NL_2PRFIN20041127_033438_000000482032_00261_14343_6573.N1	27-NOV-2004 03:34:38	Dark	48.000	10	Bet Cen	0.61000	28000.	96	14343	No
75	GOM_NL_2PRFIN20041127_033623_000000512032_00262_14344_6539.N1	27-NOV-2004 03:36:23	Dark	51.000	12	Alp1Cru	0.77500	30000.	102	14344	No
76	GOM_NL_2PRFIN20041127_033858_000000412032_00262_14344_6540.N1	27-NOV-2004 03:38:58	Dark	40.500	124	The Car	2.7640	30000.	81	14344	No
77	GOM_NL_2PRFIN20041127_034038_000000412032_00262_14344_6541.N1	27-NOV-2004 03:40:38	Dark	41.000	159	Ups Car	2.9200	7200.0	82	14344	No
78	GOM_NL_2PRFIN20041127_034330_000000452032_00262_14344_6542.N1	27-NOV-2004 03:43:30	Dark	44.500	41	Eps Car	1.8600	4100.0	89	14344	No
79	GOM_NL_2PRFIN20041127_034516_000000532032_00262_14344_6543.N1	27-NOV-2004 03:45:16	Dark	53.000	34	Gam2Vel	1.7930	23000.	106	14344	No
80	GOM_NL_2PRFIN20041127_034651_000000582032_00262_14344_6544.N1	27-NOV-2004 03:46:51	Dark	57.500	70	Zet Pup	2.2460	39000.	115	14344	No
81	GOM_NL_2PRFIN20041127_034856_000000482032_00262_14344_6545.N1	27-NOV-2004 03:48:56	Dark	48.000	2	Alp Car	-0.73600	7000.0	96	14344	No
82	GOM_NL_2PRFIN20041127_035029_000000682032_00262_14344_6546.N1	27-NOV-2004 03:50:29	Dark	68.000	117	Pi Pup	2.7060	3800.0	136	14344	No
83	GOM_NL_2PRFIN20041127_035425_000000722032_00262_14344_6547.N1	27-NOV-2004 03:54:25	Dark	72.000	23	21Eps CMa	1.5020	26000.	144	14344	No
84	GOM_NL_2PRFIN20041127_035639_000000842032_00262_14344_6548.N1	27-NOV-2004 03:56:39	Straylight	83.500	179	24Omi2CMa	3.0320	24000.	167	14344	No
85	GOM_NL_2PRFIN20041127_040121_000001092032_00262_14344_6549.N1	27-NOV-2004 04:01:21	Straylight	109.00	1	9Alp CMa	-1.4400	11000.	218	14344	No
86	GOM_NL_2PRFIN20041127_040514_000000622032_00262_14344_6550.N1	27-NOV-2004 04:05:14	Straylight	61.500	7	19Bet Ori	0.10000	14000.	123	14344	No
87	GOM_NL_2PRFIN20041127_040832_000000722032_00262_14344_6551.N1	27-NOV-2004 04:08:32	Twilight_and_stray	71.500	30	46Eps Ori	1.6940	30000.	143	14344	No
88	GOM_NL_2PRFIN20041127_041124_000000702032_00262_14344_6552.N1	27-NOV-2004 04:11:24	Bright	69.500	27	24Gam Ori	1.6360	26000.	139	14344	No
89	GOM_NL_2PRFIN20041127_041406_000000382032_00262_14344_6553.N1	27-NOV-2004 04:14:06	Bright	37.500	105	6Bet Ari	2.6450	8900.0	75	14344	No
90	GOM_NL_2PRFIN20041127_041719_000000412032_00262_14344_6554.N1	27-NOV-2004 04:17:19	Bright	41.000	150	44Zet Per	2.8900	28000.	82	14344	No
91	GOM_NL_2PRFIN20041127_041925_000000402032_00262_14344_6555.N1	27-NOV-2004 04:19:25	Bright	39.500	79	26Bet Per	2.3100	13100.	79	14344	No
92	GOM_NL_2PRFIN20041127_042145_000000392032_00262_14344_6556.N1	27-NOV-2004 04:21:45	Bright	39.000	175	39Del Per	3.0100	19400.	78	14344	No
93	GOM_NL_2PRFIN20041127_042448_000000382032_00262_14344_6557.N1	27-NOV-2004 04:24:48	Bright	38.000	68	18Alp Cas	2.2250	4500.0	76	14344	No
94	GOM_NL_2PRFIN20041127_042603_000000412032_00262_14344_6558.N1	27-NOV-2004 04:26:03	Bright	41.000	74	11Bet Cas	2.2680	6600.0	82	14344	No
95	GOM_NL_2PRFIN20041127_043257_000000372032_00262_14344_6559.N1	27-NOV-2004 04:32:57	Bright	37.000	49	1Alp UMi	1.9900	6300.0	74	14344	No
96	GOM_NL_2PRFIN20041127_043734_000000352032_00262_14344_6560.N1	27-NOV-2004 04:37:34	Bright	35.000	60	7Bet UMi	2.0810	3950.0	70	14344	No
97	GOM_NL_2PRFIN20041127_043955_000000452032_00262_14344_6561.N1	27-NOV-2004 04:39:55	Bright	45.000	36	50Alp UMa	1.8000	6300.0	90	14344	No
98	GOM_NL_2PRFIN20041127_044131_000000472032_00262_14344_6562.N1	27-NOV-2004 04:41:31	Bright	47.000	82	48Bet UMa	2.3650	10600.	94	14344	No
99	GOM_NL_2PRFIN20041127_044317_000000392032_00262_14344_6563.N1	27-NOV-2004 04:43:17	Bright	38.500	55	79Zet UMa	2.0600	10200.	77	14344	No
100	GOM_NL_2PRFIN20041127_044452_000000382032_00262_14344_6564.N1	27-NOV-2004 04:44:52	Bright	37.500	39	85Eta UMa	1.8540	24000.	75	14344	No
101	GOM_NL_2PRFIN20041127_044741_000000372032_00262_14344_6565.N1	27-NOV-2004 04:47:41	Bright	36.500	180	27Gam Boo	3.0400	8000.0	73	14344	No

102	GOM_NL__2PRFIN20041127_045041_000000372032_00262_14344_6566.N1	27-NOV-2004 04:50:41	Bright	37.000	83		2.3780	11000.	74	14344	No
103	GOM_NL__2PRFIN20041127_045311_000000362032_00262_14344_6567.N1	27-NOV-2004 04:53:11	Bright	36.000	3	16Alp Boo	-0.050000	4250.0	72	14344	No
104	GOM_NL__2PRFIN20041127_045622_000000662032_00262_14344_6568.N1	27-NOV-2004 04:56:22	Bright	65.500	96	68Del Leo	2.5600	9300.0	131	14344	No
105	GOM_NL__2PRFIN20041127_050033_000001652032_00262_14344_6569.N1	27-NOV-2004 05:00:33	Twilight	165.00	51	41Gam1Leo	2.0100	4500.0	330	14344	No
106	GOM_NL__2PRFIN20041127_050527_000000452032_00262_14344_6570.N1	27-NOV-2004 05:05:27	Twilight	44.500	163	7Del Crv	2.9450	11000.	89	14344	No
107	GOM_NL__2PRFIN20041127_050707_000000462032_00262_14344_6571.N1	27-NOV-2004 05:07:07	Twilight	46.000	106	9Bet Crv	2.6480	5600.0	92	14344	No
108	GOM_NL__2PRFIN20041127_050921_000000412032_00262_14344_6572.N1	27-NOV-2004 05:09:21	Twilight	41.000	123	1ot Cen	2.7500	10200.	82	14344	No
109	GOM_NL__2PRFIN20041127_051318_000000462032_00262_14344_6573.N1	27-NOV-2004 05:13:18	Dark	46.000	64	Gam Cen	2.2000	10600.	92	14344	No
110	GOM_NL__2PRFIN20041127_051514_000000502032_00262_14344_6574.N1	27-NOV-2004 05:15:14	Dark	49.500	10	Bet Cen	0.61000	28000.	99	14344	No
111	GOM_NL__2PRFIN20041127_051659_000000412032_00263_14345_6540.N1	27-NOV-2004 05:16:59	Dark	41.000	12	Alp1Cru	0.77500	30000.	82	14345	No
112	GOM_NL__2PRFIN20041127_051934_000000412032_00263_14345_6541.N1	27-NOV-2004 05:19:34	Dark	40.500	124	The Car	2.7640	30000.	81	14345	No
113	GOM_NL__2PRFIN20041127_052114_000000412032_00263_14345_6542.N1	27-NOV-2004 05:21:14	Dark	41.000	159	Ups Car	2.9200	7200.0	82	14345	No
114	GOM_NL__2PRFIN20041127_052405_000000462032_00263_14345_6543.N1	27-NOV-2004 05:24:05	Dark	46.000	41	Eps Car	1.8600	4100.0	92	14345	No
115	GOM_NL__2PRFIN20041127_052552_000000522032_00263_14345_6544.N1	27-NOV-2004 05:25:52	Dark	51.500	34	Gam2Vel	1.7930	23000.	103	14345	No
116	GOM_NL__2PRFIN20041127_052728_000000572032_00263_14345_6545.N1	27-NOV-2004 05:27:28	Dark	57.000	70	Zet Pup	2.2460	39000.	114	14345	No
117	GOM_NL__2PRFIN20041127_052932_000000592032_00263_14345_6546.N1	27-NOV-2004 05:29:32	Dark	59.000	2	Alp Car	-0.73600	7000.0	118	14345	No
118	GOM_NL__2PRFIN20041127_053107_000000682032_00263_14345_6547.N1	27-NOV-2004 05:31:07	Dark	68.000	117	Pi Pup	2.7060	3800.0	136	14345	No
119	GOM_NL__2PRFIN20041127_053502_000000712032_00263_14345_6548.N1	27-NOV-2004 05:35:02	Dark	70.500	23	21Eps CMa	1.5020	26000.	141	14345	No
120	GOM_NL__2PRFIN20041127_053715_000000822032_00263_14345_6549.N1	27-NOV-2004 05:37:15	Straylight	82.000	179	24Omi2CMa	3.0320	24000.	164	14345	No
121	GOM_NL__2PRFIN20041127_054157_000001122032_00263_14345_6550.N1	27-NOV-2004 05:41:57	Straylight	111.50	1	9Alp CMa	-1.4400	11000.	223	14345	No
122	GOM_NL__2PRFIN20041127_054550_000000732032_00263_14345_6551.N1	27-NOV-2004 05:45:50	Straylight	73.000	7	19Bet Ori	0.10000	14000.	146	14345	No
123	GOM_NL__2PRFIN20041127_054908_000000762032_00263_14345_6552.N1	27-NOV-2004 05:49:08	Twilight	75.500	30	46Eps Ori	1.6940	30000.	151	14345	No
124	GOM_NL__2PRFIN20041127_055200_000000692032_00263_14345_6553.N1	27-NOV-2004 05:52:00	Bright	69.000	27	24Gam Ori	1.6360	26000.	138	14345	No
125	GOM_NL__2PRFIN20041127_055442_000000392032_00263_14345_6554.N1	27-NOV-2004 05:54:42	Bright	38.500	105	6Bet Ari	2.6450	8900.0	77	14345	No
126	GOM_NL__2PRFIN20041127_055756_000000422032_00263_14345_6555.N1	27-NOV-2004 05:57:56	Bright	41.500	150	44Zet Per	2.8900	28000.	83	14345	No
127	GOM_NL__2PRFIN20041127_060002_000000382032_00263_14345_6556.N1	27-NOV-2004 06:00:02	Bright	37.500	79	26Bet Per	2.3100	13100.	75	14345	No
128	GOM_NL__2PRFIN20041127_060222_000000382032_00263_14345_6557.N1	27-NOV-2004 06:02:22	Bright	37.500	175	39Del Per	3.0100	19400.	75	14345	No
129	GOM_NL__2PRFIN20041127_060524_000000392032_00263_14345_6558.N1	27-NOV-2004 06:05:24	Bright	39.000	68	18Alp Cas	2.2250	4500.0	78	14345	No
130	GOM_NL__2PRFIN20041127_060640_000000402032_00263_14345_6559.N1	27-NOV-2004 06:06:40	Bright	39.500	74	11Bet Cas	2.2680	6600.0	79	14345	No
131	GOM_NL__2PRFIN20041127_061334_000000352032_00263_14345_6560.N1	27-NOV-2004 06:13:34	Bright	34.500	49	1Alp UMi	1.9900	6300.0	69	14345	No
132	GOM_NL__2PRFIN20041127_061810_000000382032_00263_14345_6561.N1	27-NOV-2004 06:18:10	Bright	38.000	60	7Bet UMi	2.0810	3950.0	76	14345	No
133	GOM_NL__2PRFIN20041127_062030_000000462032_00263_14345_6562.N1	27-NOV-2004 06:20:30	Bright	45.500	36	50Alp UMa	1.8000	6300.0	91	14345	No
134	GOM_NL__2PRFIN20041127_062207_000000472032_00263_14345_6563.N1	27-NOV-2004 06:22:07	Bright	46.500	82	48Bet UMa	2.3650	10600.	93	14345	No
135	GOM_NL__2PRFIN20041127_062353_000000402032_00263_14345_6564.N1	27-NOV-2004 06:23:53	Bright	39.500	55	79Zet UMa	2.0600	10200.	79	14345	No
136	GOM_NL__2PRFIN20041127_062528_000000392032_00263_14345_6565.N1	27-NOV-2004 06:25:28	Bright	38.500	39	85Eta UMa	1.8540	24000.	77	14345	No
137	GOM_NL__2PRFIN20041127_062817_000000372032_00263_14345_6566.N1	27-NOV-2004 06:28:17	Bright	37.000	180	27Gam Boo	3.0400	8000.0	74	14345	No
138	GOM_NL__2PRFIN20041127_063115_000000392032_00263_14345_6567.N1	27-NOV-2004 06:31:15	Bright	38.500	83		2.3780	11000.	77	14345	No
139	GOM_NL__2PRFIN20041127_063348_000000372032_00263_14345_6568.N1	27-NOV-2004 06:33:48	Bright	36.500	3	16Alp Boo	-0.050000	4250.0	73	14345	No
140	GOM_NL__2PRFIN20041127_063659_000000662032_00263_14345_6569.N1	27-NOV-2004 06:36:59	Bright	65.500	96	68Del Leo	2.5600	9300.0	131	14345	No
141	GOM_NL__2PRFIN20041127_064112_000001782032_00263_14345_6570.N1	27-NOV-2004 06:41:12	Twilight	177.50	51	41Gam1Leo	2.0100	4500.0	355	14345	No
142	GOM_NL__2PRFIN20041127_064604_000000472032_00263_14345_6571.N1	27-NOV-2004 06:46:04	Twilight	47.000	163	7Del Crv	2.9450	11000.	94	14345	No
143	GOM_NL__2PRFIN20041127_064744_000000482032_00263_14345_6572.N1	27-NOV-2004 06:47:44	Twilight	47.500	106	9Bet Crv	2.6480	5600.0	95	14345	No
144	GOM_NL__2PRFIN20041127_064957_000000442032_00263_14345_6573.N1	27-NOV-2004 06:49:57	Twilight	43.500	123	1ot Cen	2.7500	10200.	87	14345	No
145	GOM_NL__2PRFIN20041127_065407_000000412032_00263_14345_6574.N1	27-NOV-2004 06:54:07	Dark	40.500	77	Eps Cen	2.3030	28000.	81	14345	No
146	GOM_NL__2PRFIN20041127_065550_000000442032_00263_14345_6575.N1	27-NOV-2004 06:55:50	Dark	44.000	10	Bet Cen	0.61000	28000.	88	14345	No
147	GOM_NL__2PRFIN20041127_065736_000000462032_00264_14346_6541.N1	27-NOV-2004 06:57:36	Dark	45.500	12	Alp1Cru	0.77500	30000.	91	14346	No
148	GOM_NL__2PRFIN20041127_070011_000000412032_00264_14346_6542.N1	27-NOV-2004 07:00:11	Dark	41.000	124	The Car	2.7640	30000.	82	14346	No
149	GOM_NL__2PRFIN20041127_070151_000000412032_00264_14346_6543.N1	27-NOV-2004 07:01:51	Dark	41.000	159	Ups Car	2.9200	7200.0	82	14346	No
150	GOM_NL__2PRFIN20041127_070443_000000462032_00264_14346_6544.N1	27-NOV-2004 07:04:43	Dark	46.000	41	Eps Car	1.8600	4100.0	92	14346	No
151	GOM_NL__2PRFIN20041127_070629_000000502032_00264_14346_6545.N1	27-NOV-2004 07:06:29	Dark	49.500	34	Gam2Vel	1.7930	23000.	99	14346	No
152	GOM_NL__2PRFIN20041127_070806_000000592032_00264_14346_6546.N1	27-NOV-2004 07:08:06	Dark	59.000	70	Zet Pup	2.2460	39000.	118	14346	No
153	GOM_NL__2PRFIN20041127_071009_000000592032_00264_14346_6547.N1	27-NOV-2004 07:10:09	Dark	59.000	2	Alp Car	-0.73600	7000.0	118	14346	No
154	GOM_NL__2PRFIN20041127_071143_000000682032_00264_14346_6548.N1	27-NOV-2004 07:11:43	Dark	68.000	117	Pi Pup	2.7060	3800.0	136	14346	No
155	GOM_NL__2PRFIN20041127_071538_000000742032_00264_14346_6549.N1	27-NOV-2004 07:15:38	Dark	73.500	23	21Eps CMa	1.5020	26000.	147	14346	No
156	GOM_NL__2PRFIN20041127_071751_000000802032_00264_14346_6550.N1	27-NOV-2004 07:17:51	Straylight	79.500	179	24Omi2CMa	3.0320	24000.	159	14346	No
157	GOM_NL__2PRFIN20041127_072233_000001112032_00264_14346_6551.N1	27-NOV-2004 07:22:33	Straylight	110.50	1	9Alp CMa	-1.4400	11000.	221	14346	No
158	GOM_NL__2PRFIN20041127_072625_000000722032_00264_14346_6552.N1	27-NOV-2004 07:26:25	Straylight	71.500	7	19Bet Ori	0.10000	14000.	143	14346	No
159	GOM_NL__2PRFIN20041127_072943_000000752032_00264_14346_6553.N1	27-NOV-2004 07:29:43	Twilight	74.500	30	46Eps Ori	1.6940	30000.	149	14346	No
160	GOM_NL__2PRFIN20041127_073234_000000702032_00264_14346_6554.N1	27-NOV-2004 07:32:34	Bright	69.500	27	24Gam Ori	1.6360	26000.	139	14346	No

161	GOM_NL__2PRFIN20041127_073519_000000382032_00264_14346_6555.N1	27-NOV-2004 07:35:19	Bright	37.500	105	6Bet Ari	2.6450	8900.0	75	14346	No
162	GOM_NL__2PRFIN20041127_073832_000000412032_00264_14346_6556.N1	27-NOV-2004 07:38:32	Bright	40.500	150	44Zet Per	2.8900	28000.	81	14346	No
163	GOM_NL__2PRFIN20041127_074038_000000382032_00264_14346_6557.N1	27-NOV-2004 07:40:38	Bright	38.000	79	26Bet Per	2.3100	13100.	76	14346	No
164	GOM_NL__2PRFIN20041127_074258_000000372032_00264_14346_6558.N1	27-NOV-2004 07:42:58	Bright	37.000	175	39Del Per	3.0100	19400.	74	14346	No
165	GOM_NL__2PRFIN20041127_074601_000000382032_00264_14346_6559.N1	27-NOV-2004 07:46:01	Bright	38.000	68	18Alp Cas	2.2250	4500.0	76	14346	No
166	GOM_NL__2PRFIN20041127_074716_000000392032_00264_14346_6560.N1	27-NOV-2004 07:47:16	Bright	38.500	74	11Bet Cas	2.2680	6600.0	77	14346	No
167	GOM_NL__2PRFIN20041127_075410_000000372032_00264_14346_6561.N1	27-NOV-2004 07:54:10	Bright	37.000	49	1Alp UMi	1.9900	6300.0	74	14346	No
168	GOM_NL__2PRFIN20041127_075847_000000392032_00264_14346_6562.N1	27-NOV-2004 07:58:47	Bright	38.500	60	7Bet UMi	2.0810	3950.0	77	14346	No
169	GOM_NL__2PRFIN20041127_080106_000000462032_00264_14346_6563.N1	27-NOV-2004 08:01:06	Bright	45.500	36	50Alp UMa	1.8000	6300.0	91	14346	No
170	GOM_NL__2PRFIN20041127_080240_000000492032_00264_14346_6564.N1	27-NOV-2004 08:02:40	Bright	49.000	82	48Bet UMa	2.3650	10600.	98	14346	No
171	GOM_NL__2PRFIN20041127_080428_000000392032_00264_14346_6565.N1	27-NOV-2004 08:04:28	Bright	38.500	55	79Zet UMa	2.0600	10200.	77	14346	No
172	GOM_NL__2PRFIN20041127_080605_000000372032_00264_14346_6566.N1	27-NOV-2004 08:06:05	Bright	37.000	39	85Eta UMa	1.8540	24000.	74	14346	No
173	GOM_NL__2PRFIN20041127_080854_000000352032_00264_14346_6567.N1	27-NOV-2004 08:08:54	Bright	34.500	180	27Gam Boo	3.0400	8000.0	69	14346	No
174	GOM_NL__2PRFIN20041127_081151_000000382032_00264_14346_6568.N1	27-NOV-2004 08:11:51	Bright	38.000	83		2.3780	11000.	76	14346	No
175	GOM_NL__2PRFIN20041127_081424_000000362032_00264_14346_6569.N1	27-NOV-2004 08:14:24	Bright	35.500	3	16Alp Boo	-0.050000	4250.0	71	14346	No
176	GOM_NL__2PRFIN20041127_081735_000000662032_00264_14346_6570.N1	27-NOV-2004 08:17:35	Bright	65.500	96	68Del Leo	2.5600	9300.0	131	14346	No
177	GOM_NL__2PRFIN20041127_082150_000001852032_00264_14346_6571.N1	27-NOV-2004 08:21:50	Twi_and_stray	185.00	51	41Gam1Leo	2.0100	4500.0	370	14346	No
178	GOM_NL__2PRFIN20041127_082641_000000462032_00264_14346_6572.N1	27-NOV-2004 08:26:41	Twi_and_stray	45.500	163	7Del Crv	2.9450	11000.	91	14346	No
179	GOM_NL__2PRFIN20041127_082821_000000462032_00264_14346_6573.N1	27-NOV-2004 08:28:21	Twilight	45.500	106	9Bet Crv	2.6480	5600.0	91	14346	No
180	GOM_NL__2PRFIN20041127_083034_000000412032_00264_14346_6574.N1	27-NOV-2004 08:30:34	Twilight	41.000	123	1ot Cen	2.7500	10200.	82	14346	No
181	GOM_NL__2PRFIN20041127_083444_000000392032_00264_14346_6575.N1	27-NOV-2004 08:34:44	Dark	39.000	77	Eps Cen	2.3030	28000.	78	14346	No
182	GOM_NL__2PRFIN20041127_083626_000000442032_00264_14346_6576.N1	27-NOV-2004 08:36:26	Dark	44.000	10	Bet Cen	0.61000	28000.	88	14346	No
183	GOM_NL__2PRFIN20041127_083812_000000442032_00265_14347_6542.N1	27-NOV-2004 08:38:12	Dark	44.000	12	Alp1Cru	0.77500	30000.	88	14347	No
184	GOM_NL__2PRFIN20041127_084048_000000392032_00265_14347_6543.N1	27-NOV-2004 08:40:48	Dark	38.500	124	The Car	2.7640	30000.	77	14347	No
185	GOM_NL__2PRFIN20041127_084228_000000402032_00265_14347_6544.N1	27-NOV-2004 08:42:28	Dark	39.500	159	Ups Car	2.9200	7200.0	79	14347	No
186	GOM_NL__2PRFIN20041127_084520_000000452032_00265_14347_6545.N1	27-NOV-2004 08:45:20	Dark	45.000	41	Eps Car	1.8600	4100.0	90	14347	No
187	GOM_NL__2PRFIN20041127_084706_000000582032_00265_14347_6546.N1	27-NOV-2004 08:47:06	Dark	57.500	34	Gam2Vel	1.7930	23000.	115	14347	No
188	GOM_NL__2PRFIN20041127_084843_000000582032_00265_14347_6547.N1	27-NOV-2004 08:48:43	Dark	57.500	70	Zet Pup	2.2460	39000.	115	14347	No
189	GOM_NL__2PRFIN20041127_085046_000000592032_00265_14347_6548.N1	27-NOV-2004 08:50:46	Dark	59.000	2	Alp Car	-0.73600	7000.0	118	14347	No
190	GOM_NL__2PRFIN20041127_085220_000000702032_00265_14347_6549.N1	27-NOV-2004 08:52:20	Dark	70.000	117	Pi Pup	2.7060	3800.0	140	14347	No
191	GOM_NL__2PRFIN20041127_085613_000000732032_00265_14347_6550.N1	27-NOV-2004 08:56:13	Dark	73.000	23	21Eps CMa	1.5020	26000.	146	14347	No
192	GOM_NL__2PRFIN20041127_085829_000000792032_00265_14347_6551.N1	27-NOV-2004 08:58:29	Straylight	79.000	179	24Omi2CMa	3.0320	24000.	158	14347	No
193	GOM_NL__2PRFIN20041127_090308_000001102032_00265_14347_6552.N1	27-NOV-2004 09:03:08	Straylight	109.50	1	9Alp CMa	-1.4400	11000.	219	14347	No
194	GOM_NL__2PRFIN20041127_090701_000000672032_00265_14347_6553.N1	27-NOV-2004 09:07:01	Straylight	67.000	7	19Bet Ori	0.10000	14000.	134	14347	No
195	GOM_NL__2PRFIN20041127_091019_000000742032_00265_14347_6554.N1	27-NOV-2004 09:10:19	Twi_and_stray	73.500	30	46Eps Ori	1.6940	30000.	147	14347	No
196	GOM_NL__2PRFIN20041127_091309_000000702032_00265_14347_6555.N1	27-NOV-2004 09:13:09	Bright	69.500	27	24Gam Ori	1.6360	26000.	139	14347	No
197	GOM_NL__2PRFIN20041127_091555_000000382032_00265_14347_6556.N1	27-NOV-2004 09:15:55	Bright	38.000	105	6Bet Ari	2.6450	8900.0	76	14347	No
198	GOM_NL__2PRFIN20041127_091908_000000422032_00265_14347_6557.N1	27-NOV-2004 09:19:08	Bright	41.500	150	44Zet Per	2.8900	28000.	83	14347	No
199	GOM_NL__2PRFIN20041127_092114_000000382032_00265_14347_6558.N1	27-NOV-2004 09:21:14	Bright	37.500	79	26Bet Per	2.3100	13100.	75	14347	No
200	GOM_NL__2PRFIN20041127_092333_000000382032_00265_14347_6559.N1	27-NOV-2004 09:23:33	Bright	38.000	175	39Del Per	3.0100	19400.	76	14347	No
201	GOM_NL__2PRFIN20041127_092637_000000402032_00265_14347_6560.N1	27-NOV-2004 09:26:37	Bright	39.500	68	18Alp Cas	2.2250	4500.0	79	14347	No
202	GOM_NL__2PRFIN20041127_092753_000000442032_00265_14347_6561.N1	27-NOV-2004 09:27:53	Bright	43.500	74	11Bet Cas	2.2680	6600.0	87	14347	No
203	GOM_NL__2PRFIN20041127_093446_000000372032_00265_14347_6562.N1	27-NOV-2004 09:34:46	Bright	36.500	49	1Alp UMi	1.9900	6300.0	73	14347	No
204	GOM_NL__2PRFIN20041127_093923_000000382032_00265_14347_6563.N1	27-NOV-2004 09:39:23	Bright	38.000	60	7Bet UMi	2.0810	3950.0	76	14347	No
205	GOM_NL__2PRFIN20041127_094141_000000482032_00265_14347_6564.N1	27-NOV-2004 09:41:41	Bright	47.500	36	50Alp UMa	1.8000	6300.0	95	14347	No
206	GOM_NL__2PRFIN20041127_094316_000000492032_00265_14347_6565.N1	27-NOV-2004 09:43:16	Bright	49.000	82	48Bet UMa	2.3650	10600.	98	14347	No
207	GOM_NL__2PRFIN20041127_094504_000000402032_00265_14347_6566.N1	27-NOV-2004 09:45:04	Bright	40.000	55	79Zet UMa	2.0600	10200.	80	14347	No
208	GOM_NL__2PRFIN20041127_094641_000000372032_00265_14347_6567.N1	27-NOV-2004 09:46:41	Bright	37.000	39	85Eta UMa	1.8540	24000.	74	14347	No
209	GOM_NL__2PRFIN20041127_094930_000000402032_00265_14347_6568.N1	27-NOV-2004 09:49:30	Bright	40.000	180	27Gam Boo	3.0400	8000.0	80	14347	No
210	GOM_NL__2PRFIN20041127_095229_000000362032_00265_14347_6569.N1	27-NOV-2004 09:52:29	Bright	35.500	83		2.3780	11000.	71	14347	No
211	GOM_NL__2PRFIN20041127_095500_000000352032_00265_14347_6570.N1	27-NOV-2004 09:55:00	Bright	34.500	3	16Alp Boo	-0.050000	4250.0	69	14347	No
212	GOM_NL__2PRFIN20041127_095811_000000672032_00265_14347_6571.N1	27-NOV-2004 09:58:11	Bright	67.000	96	68Del Leo	2.5600	9300.0	134	14347	No
213	GOM_NL__2PRFIN20041127_100228_000001532032_00265_14347_6572.N1	27-NOV-2004 10:02:28	Twi_and_stray	152.50	51	41Gam1Leo	2.0100	4500.0	305	14347	No
214	GOM_NL__2PRFIN20041127_100718_000000442032_00265_14347_6573.N1	27-NOV-2004 10:07:18	Twi_and_stray	44.000	163	7Del Crv	2.9450	11000.	88	14347	No
215	GOM_NL__2PRFIN20041127_100858_000000462032_00265_14347_6574.N1	27-NOV-2004 10:08:58	Twilight	45.500	106	9Bet Crv	2.6480	5600.0	91	14347	No
216	GOM_NL__2PRFIN20041127_101110_000000402032_00265_14347_6575.N1	27-NOV-2004 10:11:10	Twilight	40.000	123	1ot Cen	2.7500	10200.	80	14347	No
217	GOM_NL__2PRFIN20041127_101520_000000392032_00265_14347_6576.N1	27-NOV-2004 10:15:20	Dark	38.500	77	Eps Cen	2.3030	28000.	77	14347	No
218	GOM_NL__2PRFIN20041127_101703_000000502032_00265_14347_6577.N1	27-NOV-2004 10:17:03	Dark	50.000	10	Bet Cen	0.61000	28000.	100	14347	No
219	GOM_NL__2PRFIN20041127_101848_000000402032_00266_14348_6543.N1	27-NOV-2004 10:18:48	Dark	39.500	12	Alp1Cru	0.77500	30000.	79	14348	No

220	GOM_NL__2PRFIN20041127_102124_000000402032_00266_14348_6544.N1	27-NOV-2004 10:21:24	Dark	39.500	124	The Car	2.7640	30000.	79	14348	No
221	GOM_NL__2PRFIN20041127_102304_000000412032_00266_14348_6545.N1	27-NOV-2004 10:23:04	Dark	41.000	159	Ups Car	2.9200	7200.0	82	14348	No
222	GOM_NL__2PRFIN20041127_102557_000000432032_00266_14348_6546.N1	27-NOV-2004 10:25:57	Dark	43.000	41	Eps Car	1.8600	4100.0	86	14348	No
223	GOM_NL__2PRFIN20041127_102743_000000502032_00266_14348_6547.N1	27-NOV-2004 10:27:43	Dark	50.000	34	Gam2Vel	1.7930	23000.	100	14348	No
224	GOM_NL__2PRFIN20041127_102921_000000572032_00266_14348_6548.N1	27-NOV-2004 10:29:21	Dark	57.000	70	Zet Pup	2.2460	39000.	114	14348	No
225	GOM_NL__2PRFIN20041127_103122_000000592032_00266_14348_6549.N1	27-NOV-2004 10:31:22	Dark	59.000	2	Alp Car	-0.73600	7000.0	118	14348	No
226	GOM_NL__2PRFIN20041127_103258_000000692032_00266_14348_6550.N1	27-NOV-2004 10:32:58	Dark	68.500	117	Pi Pup	2.7060	3800.0	137	14348	No
227	GOM_NL__2PRFIN20041127_103652_000000712032_00266_14348_6551.N1	27-NOV-2004 10:36:52	Dark	71.000	23	21Eps CMa	1.5020	26000.	142	14348	No
228	GOM_NL__2PRFIN20041127_103905_000000802032_00266_14348_6552.N1	27-NOV-2004 10:39:05	Straylight	79.500	179	24Omi2CMa	3.0320	24000.	159	14348	No
229	GOM_NL__2PRFIN20041127_104345_000001102032_00266_14348_6553.N1	27-NOV-2004 10:43:45	Straylight	110.00	1	9Alp CMa	-1.4400	11000.	220	14348	No
230	GOM_NL__2PRFIN20041127_104736_000000692032_00266_14348_6554.N1	27-NOV-2004 10:47:36	Straylight	68.500	7	19Bet Ori	0.10000	14000.	137	14348	No
231	GOM_NL__2PRFIN20041127_105052_000000732032_00266_14348_6555.N1	27-NOV-2004 10:50:52	Tw_i_and_stray	72.500	30	46Eps Ori	1.6940	30000.	145	14348	No
232	GOM_NL__2PRFIN20041127_105345_000000682032_00266_14348_6556.N1	27-NOV-2004 10:53:45	Bright	68.000	27	24Gam Ori	1.6360	26000.	136	14348	No
233	GOM_NL__2PRFIN20041127_105631_000000372032_00266_14348_6557.N1	27-NOV-2004 10:56:31	Bright	37.000	105	6Bet Ari	2.6450	8900.0	74	14348	No
234	GOM_NL__2PRFIN20041127_105943_000000402032_00266_14348_6558.N1	27-NOV-2004 10:59:43	Bright	40.000	150	44Zet Per	2.8900	28000.	80	14348	No
235	GOM_NL__2PRFIN20041127_110149_000000382032_00266_14348_6559.N1	27-NOV-2004 11:01:49	Bright	37.500	79	26Bet Per	2.3100	13100.	75	14348	No
236	GOM_NL__2PRFIN20041127_110409_000000392032_00266_14348_6560.N1	27-NOV-2004 11:04:09	Bright	39.000	175	39Del Per	3.0100	19400.	78	14348	No
237	GOM_NL__2PRFIN20041127_110713_000000382032_00266_14348_6561.N1	27-NOV-2004 11:07:13	Bright	38.000	68	18Alp Cas	2.2250	4500.0	76	14348	No
238	GOM_NL__2PRFIN20041127_110829_000000392032_00266_14348_6562.N1	27-NOV-2004 11:08:29	Bright	38.500	74	11Bet Cas	2.2680	6600.0	77	14348	No
239	GOM_NL__2PRFIN20041127_111522_000000392032_00266_14348_6563.N1	27-NOV-2004 11:15:22	Bright	38.500	49	1Alp UMi	1.9900	6300.0	77	14348	No
240	GOM_NL__2PRFIN20041127_111959_000000402032_00266_14348_6564.N1	27-NOV-2004 11:19:59	Bright	39.500	60	7Bet UMi	2.0810	3950.0	79	14348	No
241	GOM_NL__2PRFIN20041127_112217_000000432032_00266_14348_6565.N1	27-NOV-2004 11:22:17	Bright	42.500	36	50Alp UMa	1.8000	6300.0	85	14348	No
242	GOM_NL__2PRFIN20041127_112354_000000462032_00266_14348_6566.N1	27-NOV-2004 11:23:54	Bright	46.000	82	48Bet UMa	2.3650	10600.	92	14348	No
243	GOM_NL__2PRFIN20041127_112541_000000372032_00266_14348_6567.N1	27-NOV-2004 11:25:41	Bright	37.000	55	79Zet UMa	2.0600	10200.	74	14348	No
244	GOM_NL__2PRFIN20041127_112717_000000382032_00266_14348_6568.N1	27-NOV-2004 11:27:17	Bright	38.000	39	85Eta UMa	1.8540	24000.	76	14348	No
245	GOM_NL__2PRFIN20041127_113006_000000372032_00266_14348_6569.N1	27-NOV-2004 11:30:06	Bright	37.000	180	27Gam Boo	3.0400	8000.0	74	14348	No
246	GOM_NL__2PRFIN20041127_113306_000000362032_00266_14348_6570.N1	27-NOV-2004 11:33:06	Bright	36.000	83		2.3780	11000.	72	14348	No
247	GOM_NL__2PRFIN20041127_113536_000000362032_00266_14348_6571.N1	27-NOV-2004 11:35:36	Bright	36.000	3	16Alp Boo	-0.050000	4250.0	72	14348	No
248	GOM_NL__2PRFIN20041127_113848_000000642032_00266_14348_6572.N1	27-NOV-2004 11:38:48	Bright	64.000	96	68Del Leo	2.5600	9300.0	128	14348	No
249	GOM_NL__2PRFIN20041127_114306_000001722032_00266_14348_6573.N1	27-NOV-2004 11:43:06	Tw_i_and_stray	171.50	51	41Gam1Leo	2.0100	4500.0	343	14348	No
250	GOM_NL__2PRFIN20041127_114754_000000462032_00266_14348_6574.N1	27-NOV-2004 11:47:54	Tw_i_and_stray	45.500	163	7Del Crv	2.9450	11000.	91	14348	No
251	GOM_NL__2PRFIN20041127_114934_000000482032_00266_14348_6575.N1	27-NOV-2004 11:49:34	Twilight	48.000	106	9Bet Crv	2.6480	5600.0	96	14348	No
252	GOM_NL__2PRFIN20041127_115146_000000412032_00266_14348_6576.N1	27-NOV-2004 11:51:46	Twilight	40.500	123	1ot Cen	2.7500	10200.	81	14348	No
253	GOM_NL__2PRFIN20041127_115555_000000392032_00266_14348_6577.N1	27-NOV-2004 11:55:55	Dark	38.500	77	Eps Cen	2.3030	28000.	77	14348	No
254	GOM_NL__2PRFIN20041127_115738_000000422032_00266_14348_6578.N1	27-NOV-2004 11:57:38	Dark	42.000	10	Bet Cen	0.61000	28000.	84	14348	No
255	GOM_NL__2PRFIN20041127_115924_000000452032_00267_14349_6543.N1	27-NOV-2004 11:59:24	Dark	45.000	12	Alp1Cru	0.77500	30000.	90	14349	No
256	GOM_NL__2PRFIN20041127_120200_000000412032_00267_14349_6544.N1	27-NOV-2004 12:02:00	Dark	40.500	124	The Car	2.7640	30000.	81	14349	No
257	GOM_NL__2PRFIN20041127_120340_000000402032_00267_14349_6545.N1	27-NOV-2004 12:03:40	Dark	40.000	159	Ups Car	2.9200	7200.0	80	14349	No
258	GOM_NL__2PRFIN20041127_120633_000000442032_00267_14349_6546.N1	27-NOV-2004 12:06:33	Dark	44.000	41	Eps Car	1.8600	4100.0	88	14349	No
259	GOM_NL__2PRFIN20041127_120820_000000502032_00267_14349_6547.N1	27-NOV-2004 12:08:20	Dark	49.500	34	Gam2Vel	1.7930	23000.	99	14349	No
260	GOM_NL__2PRFIN20041127_120957_000000562032_00267_14349_6548.N1	27-NOV-2004 12:09:57	Dark	55.500	70	Zet Pup	2.2460	39000.	111	14349	No
261	GOM_NL__2PRFIN20041127_121159_000000492032_00267_14349_6549.N1	27-NOV-2004 12:11:59	Dark	49.000	2	Alp Car	-0.73600	7000.0	98	14349	No
262	GOM_NL__2PRFIN20041127_121334_000000592032_00267_14349_6550.N1	27-NOV-2004 12:13:34	Dark	59.000	117	Pi Pup	2.7060	3800.0	118	14349	No
263	GOM_NL__2PRFIN20041127_121729_000000722032_00267_14349_6551.N1	27-NOV-2004 12:17:29	Dark	72.000	23	21Eps CMa	1.5020	26000.	144	14349	No
264	GOM_NL__2PRFIN20041127_121941_000000812032_00267_14349_6552.N1	27-NOV-2004 12:19:41	Straylight	80.500	179	24Omi2CMa	3.0320	24000.	161	14349	No
265	GOM_NL__2PRFIN20041127_122421_000001072032_00267_14349_6553.N1	27-NOV-2004 12:24:21	Straylight	107.00	1	9Alp CMa	-1.4400	11000.	214	14349	No
266	GOM_NL__2PRFIN20041127_122813_000000682032_00267_14349_6554.N1	27-NOV-2004 12:28:13	Straylight	68.000	7	19Bet Ori	0.10000	14000.	136	14349	No
267	GOM_NL__2PRFIN20041127_123128_000000722032_00267_14349_6555.N1	27-NOV-2004 12:31:28	Tw_i_and_stray	72.000	30	46Eps Ori	1.6940	30000.	144	14349	No
268	GOM_NL__2PRFIN20041127_123420_000000702032_00267_14349_6556.N1	27-NOV-2004 12:34:20	Bright	69.500	27	24Gam Ori	1.6360	26000.	139	14349	No
269	GOM_NL__2PRFIN20041127_123707_000000392032_00267_14349_6557.N1	27-NOV-2004 12:37:07	Bright	39.000	105	6Bet Ari	2.6450	8900.0	78	14349	No
270	GOM_NL__2PRFIN20041127_124019_000000392032_00267_14349_6558.N1	27-NOV-2004 12:40:19	Bright	39.000	150	44Zet Per	2.8900	28000.	78	14349	No
271	GOM_NL__2PRFIN20041127_124225_000000392032_00267_14349_6559.N1	27-NOV-2004 12:42:25	Bright	39.000	79	26Bet Per	2.3100	13100.	78	14349	No
272	GOM_NL__2PRFIN20041127_124444_000000392032_00267_14349_6560.N1	27-NOV-2004 12:44:44	Bright	38.500	175	39Del Per	3.0100	19400.	77	14349	No
273	GOM_NL__2PRFIN20041127_124749_000000362032_00267_14349_6561.N1	27-NOV-2004 12:47:49	Bright	35.500	68	18Alp Cas	2.2250	4500.0	71	14349	No
274	GOM_NL__2PRFIN20041127_124905_000000362032_00267_14349_6562.N1	27-NOV-2004 12:49:05	Bright	35.500	74	11Bet Cas	2.2680	6600.0	71	14349	No
275	GOM_NL__2PRFIN20041127_125558_000000382032_00267_14349_6563.N1	27-NOV-2004 12:55:58	Bright	37.500	49	1Alp UMi	1.9900	6300.0	75	14349	No
276	GOM_NL__2PRFIN20041127_130035_000000362032_00267_14349_6564.N1	27-NOV-2004 13:00:35	Bright	35.500	60	7Bet UMi	2.0810	3950.0	71	14349	No
277	GOM_NL__2PRFIN20041127_130252_000000462032_00267_14349_6565.N1	27-NOV-2004 13:02:52	Bright	46.000	36	50Alp UMa	1.8000	6300.0	92	14349	No
278	GOM_NL__2PRFIN20041127_130429_000000472032_00267_14349_6566.N1	27-NOV-2004 13:04:29	Bright	47.000	82	48Bet UMa	2.3650	10600.	94	14349	No

279	GOM_NL__2PRFIN20041127_130616_000000392032_00267_14349_6567.N1	27-NOV-2004 13:06:16	Bright	38.500	55	79Zet UMa	2.0600	10200.	77	14349	No
280	GOM_NL__2PRFIN20041127_130752_000000402032_00267_14349_6568.N1	27-NOV-2004 13:07:52	Bright	39.500	39	85Eta UMa	1.8540	24000.	79	14349	No
281	GOM_NL__2PRFIN20041127_131042_000000362032_00267_14349_6569.N1	27-NOV-2004 13:10:42	Bright	36.000	180	27Gam Boo	3.0400	8000.0	72	14349	No
282	GOM_NL__2PRFIN20041127_131342_000000372032_00267_14349_6570.N1	27-NOV-2004 13:13:42	Bright	37.000	83		2.3780	11000.	74	14349	No
283	GOM_NL__2PRFIN20041127_131613_000000362032_00267_14349_6571.N1	27-NOV-2004 13:16:13	Bright	36.000	3	16Alp Boo	-0.050000	4250.0	72	14349	No
284	GOM_NL__2PRFIN20041127_131925_000000662032_00267_14349_6572.N1	27-NOV-2004 13:19:25	Bright	66.000	96	68Del Leo	2.5600	9300.0	132	14349	No
285	GOM_NL__2PRFIN20041127_132344_000001752032_00267_14349_6573.N1	27-NOV-2004 13:23:44	Twilight	174.50	51	41Gam1Leo	2.0100	4500.0	349	14349	No
286	GOM_NL__2PRFIN20041127_132831_000000462032_00267_14349_6574.N1	27-NOV-2004 13:28:31	Twilight	46.000	163	7Del Crv	2.9450	11000.	92	14349	No
287	GOM_NL__2PRFIN20041127_133011_000000492032_00267_14349_6575.N1	27-NOV-2004 13:30:11	Twilight	48.500	106	9Bet Crv	2.6480	5600.0	97	14349	No
288	GOM_NL__2PRFIN20041127_133223_000000392032_00267_14349_6576.N1	27-NOV-2004 13:32:23	Twilight	39.000	123	lot Cen	2.7500	10200.	78	14349	No
289	GOM_NL__2PRFIN20041127_133631_000000392032_00267_14349_6577.N1	27-NOV-2004 13:36:31	Dark	39.000	77	Eps Cen	2.3030	28000.	78	14349	No
290	GOM_NL__2PRFIN20041127_133814_000000462032_00267_14349_6578.N1	27-NOV-2004 13:38:14	Dark	46.000	10	Bet Cen	0.61000	28000.	92	14349	No
291	GOM_NL__2PRFIN20041127_134001_000000492032_00268_14350_6543.N1	27-NOV-2004 13:40:01	Dark	49.000	12	Alp1Cru	0.77500	30000.	98	14350	No
292	GOM_NL__2PRFIN20041127_134236_000000402032_00268_14350_6544.N1	27-NOV-2004 13:42:36	Dark	39.500	124	The Car	2.7640	30000.	79	14350	No
293	GOM_NL__2PRFIN20041127_134416_000000432032_00268_14350_6545.N1	27-NOV-2004 13:44:16	Dark	43.000	159	Ups Car	2.9200	7200.0	86	14350	No
294	GOM_NL__2PRFIN20041127_134710_000000462032_00268_14350_6546.N1	27-NOV-2004 13:47:10	Dark	46.000	41	Eps Car	1.8600	4100.0	92	14350	No
295	GOM_NL__2PRFIN20041127_134857_000000512032_00268_14350_6547.N1	27-NOV-2004 13:48:57	Dark	50.500	34	Gam2Vel	1.7930	23000.	101	14350	No
296	GOM_NL__2PRFIN20041127_135033_000000632032_00268_14350_6548.N1	27-NOV-2004 13:50:33	Dark	62.500	70	Zet Pup	2.2460	39000.	125	14350	No
297	GOM_NL__2PRFIN20041127_135235_000000512032_00268_14350_6549.N1	27-NOV-2004 13:52:35	Dark	50.500	2	Alp Car	-0.73600	7000.0	101	14350	No
298	GOM_NL__2PRFIN20041127_135410_000000782032_00268_14350_6550.N1	27-NOV-2004 13:54:10	Dark	77.500	117	Pi Pup	2.7060	3800.0	155	14350	No
299	GOM_NL__2PRFIN20041127_135805_000000722032_00268_14350_6551.N1	27-NOV-2004 13:58:05	Dark	72.000	23	21Eps CMa	1.5020	26000.	144	14350	No
300	GOM_NL__2PRFIN20041127_140018_000000802032_00268_14350_6552.N1	27-NOV-2004 14:00:18	Straylight	80.000	179	24Omi2CMa	3.0320	24000.	160	14350	No
301	GOM_NL__2PRFIN20041127_140457_000001032032_00268_14350_6553.N1	27-NOV-2004 14:04:57	Straylight	103.00	1	9Alp CMa	-1.4400	11000.	206	14350	No
302	GOM_NL__2PRFIN20041127_140848_000000652032_00268_14350_6554.N1	27-NOV-2004 14:08:48	Straylight	65.000	7	19Bet Ori	0.10000	14000.	130	14350	No
303	GOM_NL__2PRFIN20041127_141205_000000752032_00268_14350_6555.N1	27-NOV-2004 14:12:05	Twilight	74.500	30	46Eps Ori	1.6940	30000.	149	14350	No
304	GOM_NL__2PRFIN20041127_141456_000000692032_00268_14350_6556.N1	27-NOV-2004 14:14:56	Bright	68.500	27	24Gam Ori	1.6360	26000.	137	14350	No
305	GOM_NL__2PRFIN20041127_141743_000000392032_00268_14350_6557.N1	27-NOV-2004 14:17:43	Bright	38.500	105	6Bet Ari	2.6450	8900.0	77	14350	No
306	GOM_NL__2PRFIN20041127_142054_000000412032_00268_14350_6558.N1	27-NOV-2004 14:20:54	Bright	41.000	150	44Zet Per	2.8900	28000.	82	14350	No
307	GOM_NL__2PRFIN20041127_142301_000000392032_00268_14350_6559.N1	27-NOV-2004 14:23:01	Bright	39.000	79	26Bet Per	2.3100	13100.	78	14350	No
308	GOM_NL__2PRFIN20041127_142520_000000392032_00268_14350_6560.N1	27-NOV-2004 14:25:20	Bright	38.500	175	39Del Per	3.0100	19400.	77	14350	No
309	GOM_NL__2PRFIN20041127_142825_000000402032_00268_14350_6561.N1	27-NOV-2004 14:28:25	Bright	39.500	68	18Alp Cas	2.2250	4500.0	79	14350	No
310	GOM_NL__2PRFIN20041127_142941_000000392032_00268_14350_6562.N1	27-NOV-2004 14:29:41	Bright	38.500	74	11Bet Cas	2.2680	6600.0	77	14350	No
311	GOM_NL__2PRFIN20041127_143634_000000372032_00268_14350_6563.N1	27-NOV-2004 14:36:34	Bright	37.000	49	1Alp UMi	1.9900	6300.0	74	14350	No
312	GOM_NL__2PRFIN20041127_144111_000000392032_00268_14350_6564.N1	27-NOV-2004 14:41:11	Bright	38.500	60	7Bet UMi	2.0810	3950.0	77	14350	No
313	GOM_NL__2PRFIN20041127_144328_000000462032_00268_14350_6565.N1	27-NOV-2004 14:43:28	Bright	45.500	36	50Alp UMa	1.8000	6300.0	91	14350	No
314	GOM_NL__2PRFIN20041127_144505_000000472032_00268_14350_6566.N1	27-NOV-2004 14:45:05	Bright	46.500	82	48Bet UMa	2.3650	10600.	93	14350	No
315	GOM_NL__2PRFIN20041127_144652_000000372032_00268_14350_6567.N1	27-NOV-2004 14:46:52	Bright	37.000	55	79Zet UMa	2.0600	10200.	74	14350	No
316	GOM_NL__2PRFIN20041127_144829_000000402032_00268_14350_6568.N1	27-NOV-2004 14:48:29	Bright	40.000	39	85Eta UMa	1.8540	24000.	80	14350	No
317	GOM_NL__2PRFIN20041127_145119_000000522032_00268_14350_6569.N1	27-NOV-2004 14:51:19	Bright	52.000	180	27Gam Boo	3.0400	8000.0	104	14350	No
318	GOM_NL__2PRFIN20041127_145419_000000352032_00268_14350_6570.N1	27-NOV-2004 14:54:19	Bright	35.000	83		2.3780	11000.	70	14350	No
319	GOM_NL__2PRFIN20041127_145649_000000362032_00268_14350_6571.N1	27-NOV-2004 14:56:49	Bright	35.500	3	16Alp Boo	-0.050000	4250.0	71	14350	No
320	GOM_NL__2PRFIN20041127_150001_000000652032_00268_14350_6572.N1	27-NOV-2004 15:00:01	Bright	65.000	96	68Del Leo	2.5600	9300.0	130	14350	No
321	GOM_NL__2PRFIN20041127_150422_000001702032_00268_14350_6573.N1	27-NOV-2004 15:04:22	Twilight	169.50	51	41Gam1Leo	2.0100	4500.0	339	14350	No
322	GOM_NL__2PRFIN20041127_150907_000000452032_00268_14350_6574.N1	27-NOV-2004 15:09:07	Twilight	44.500	163	7Del Crv	2.9450	11000.	89	14350	No
323	GOM_NL__2PRFIN20041127_151047_000000462032_00268_14350_6575.N1	27-NOV-2004 15:10:47	Twilight	45.500	106	9Bet Crv	2.6480	5600.0	91	14350	No
324	GOM_NL__2PRFIN20041127_151259_000000412032_00268_14350_6576.N1	27-NOV-2004 15:12:59	Twilight	40.500	123	lot Cen	2.7500	10200.	81	14350	No
325	GOM_NL__2PRFIN20041127_151708_000000402032_00268_14350_6577.N1	27-NOV-2004 15:17:08	Dark	40.000	77	Eps Cen	2.3030	28000.	80	14350	No
326	GOM_NL__2PRFIN20041127_151850_000000402032_00268_14350_6578.N1	27-NOV-2004 15:18:50	Dark	40.000	10	Bet Cen	0.61000	28000.	80	14350	No
327	GOM_NL__2PRFIN20041127_152036_000000482032_00269_14351_6543.N1	27-NOV-2004 15:20:36	Dark	48.000	12	Alp1Cru	0.77500	30000.	96	14351	No
328	GOM_NL__2PRFIN20041127_152312_000000392032_00269_14351_6544.N1	27-NOV-2004 15:23:12	Dark	38.500	124	The Car	2.7640	30000.	77	14351	No
329	GOM_NL__2PRFIN20041127_152453_000000402032_00269_14351_6545.N1	27-NOV-2004 15:24:53	Dark	40.000	159	Ups Car	2.9200	7200.0	80	14351	No
330	GOM_NL__2PRFIN20041127_152746_000000482032_00269_14351_6546.N1	27-NOV-2004 15:27:46	Dark	47.500	41	Eps Car	1.8600	4100.0	95	14351	No
331	GOM_NL__2PRFIN20041127_152933_000000512032_00269_14351_6547.N1	27-NOV-2004 15:29:33	Dark	50.500	34	Gam2Vel	1.7930	23000.	101	14351	No
332	GOM_NL__2PRFIN20041127_153110_000000592032_00269_14351_6548.N1	27-NOV-2004 15:31:10	Dark	58.500	70	Zet Pup	2.2460	39000.	117	14351	No
333	GOM_NL__2PRFIN20041127_153311_000000592032_00269_14351_6549.N1	27-NOV-2004 15:33:11	Dark	59.000	2	Alp Car	-0.73600	7000.0	118	14351	No
334	GOM_NL__2PRFIN20041127_153448_000000782032_00269_14351_6550.N1	27-NOV-2004 15:34:48	Dark	78.000	117	Pi Pup	2.7060	3800.0	156	14351	No
335	GOM_NL__2PRFIN20041127_153843_000000742032_00269_14351_6551.N1	27-NOV-2004 15:38:43	Dark	73.500	23	21Eps CMa	1.5020	26000.	147	14351	No
336	GOM_NL__2PRFIN20041127_154055_000000802032_00269_14351_6552.N1	27-NOV-2004 15:40:55	Straylight	80.000	179	24Omi2CMa	3.0320	24000.	160	14351	No
337	GOM_NL__2PRFIN20041127_154533_000001032032_00269_14351_6553.N1	27-NOV-2004 15:45:33	Straylight	103.00	1	9Alp CMa	-1.4400	11000.	206	14351	No

338	GOM_NL__2PRFIN20041127_154924_000000722032_00269_14351_6554.N1	27-NOV-2004 15:49:24	Straylight	72.000	7	19Bet Ori	0.10000	14000.	144	14351	No
339	GOM_NL__2PRFIN20041127_155241_000000682032_00269_14351_6555.N1	27-NOV-2004 15:52:41	Twl_and_stray	68.000	30	46Eps Ori	1.6940	30000.	136	14351	No
340	GOM_NL__2PRFIN20041127_155531_000000682032_00269_14351_6556.N1	27-NOV-2004 15:55:31	Bright	67.500	27	24Gam Ori	1.6360	26000.	135	14351	No
341	GOM_NL__2PRFIN20041127_155819_000000382032_00269_14351_6557.N1	27-NOV-2004 15:58:19	Bright	38.000	105	6Bet Ari	2.6450	8900.0	76	14351	No
342	GOM_NL__2PRFIN20041127_160130_000000412032_00269_14351_6558.N1	27-NOV-2004 16:01:30	Bright	41.000	150	44Zet Per	2.8900	28000.	82	14351	No
343	GOM_NL__2PRFIN20041127_160337_000000382032_00269_14351_6559.N1	27-NOV-2004 16:03:37	Bright	38.000	79	26Bet Per	2.3100	13100.	76	14351	No
344	GOM_NL__2PRFIN20041127_160556_000000382032_00269_14351_6560.N1	27-NOV-2004 16:05:56	Bright	38.000	175	39Del Per	3.0100	19400.	76	14351	No
345	GOM_NL__2PRFIN20041127_160902_000000392032_00269_14351_6561.N1	27-NOV-2004 16:09:02	Bright	38.500	68	18Alp Cas	2.2250	4500.0	77	14351	No
346	GOM_NL__2PRFIN20041127_161018_000000402032_00269_14351_6562.N1	27-NOV-2004 16:10:18	Bright	39.500	74	11Bet Cas	2.2680	6600.0	79	14351	No
347	GOM_NL__2PRFIN20041127_161709_000000392032_00269_14351_6563.N1	27-NOV-2004 16:17:09	Bright	38.500	49	1Alp UMi	1.9900	6300.0	77	14351	No
348	GOM_NL__2PRFIN20041127_162147_000000382032_00269_14351_6564.N1	27-NOV-2004 16:21:47	Bright	38.000	60	7Bet UMi	2.0810	3950.0	76	14351	No
349	GOM_NL__2PRFIN20041127_162404_000000472032_00269_14351_6565.N1	27-NOV-2004 16:24:04	Bright	47.000	36	50Alp UMa	1.8000	6300.0	94	14351	No
350	GOM_NL__2PRFIN20041127_162541_000000462032_00269_14351_6566.N1	27-NOV-2004 16:25:41	Bright	46.000	82	48Bet UMa	2.3650	10600.	92	14351	No
351	GOM_NL__2PRFIN20041127_162728_000000412032_00269_14351_6567.N1	27-NOV-2004 16:27:28	Bright	40.500	55	79Zet UMa	2.0600	10200.	81	14351	No
352	GOM_NL__2PRFIN20041127_162905_000000382032_00269_14351_6568.N1	27-NOV-2004 16:29:05	Bright	38.000	39	85Eta UMa	1.8540	24000.	76	14351	No
353	GOM_NL__2PRFIN20041127_163154_000000362032_00269_14351_6569.N1	27-NOV-2004 16:31:54	Bright	36.000	180	27Gam Boo	3.0400	8000.0	72	14351	No
354	GOM_NL__2PRFIN20041127_163454_000000362032_00269_14351_6570.N1	27-NOV-2004 16:34:54	Bright	36.000	83		2.3780	11000.	72	14351	No
355	GOM_NL__2PRFIN20041127_163725_000000352032_00269_14351_6571.N1	27-NOV-2004 16:37:25	Bright	35.000	3	16Alp Boo	-0.050000	4250.0	70	14351	No
356	GOM_NL__2PRFIN20041127_164037_000000682032_00269_14351_6572.N1	27-NOV-2004 16:40:37	Bright	67.500	96	68Del Leo	2.5600	9300.0	135	14351	No
357	GOM_NL__2PRFIN20041127_164500_000001732032_00269_14351_6573.N1	27-NOV-2004 16:45:00	Twl_and_stray	173.00	51	41Gam1Leo	2.0100	4500.0	346	14351	No
358	GOM_NL__2PRFIN20041127_164944_000000482032_00269_14351_6574.N1	27-NOV-2004 16:49:44	Twl_and_stray	48.000	163	7Del Crv	2.9450	11000.	96	14351	No
359	GOM_NL__2PRFIN20041127_165124_000000472032_00269_14351_6575.N1	27-NOV-2004 16:51:24	Twilight	46.500	106	9Bet Crv	2.6480	5600.0	93	14351	No
360	GOM_NL__2PRFIN20041127_165335_000000412032_00269_14351_6576.N1	27-NOV-2004 16:53:35	Twilight	41.000	123	1ot Cen	2.7500	10200.	82	14351	No
361	GOM_NL__2PRFIN20041127_165744_000000382032_00269_14351_6577.N1	27-NOV-2004 16:57:44	Dark	37.500	77	Eps Cen	2.3030	28000.	75	14351	No
362	GOM_NL__2PRFIN20041127_165926_000000512032_00269_14351_6578.N1	27-NOV-2004 16:59:26	Dark	50.500	10	Bet Cen	0.61000	28000.	101	14351	No
363	GOM_NL__2PRFIN20041127_170113_000000412032_00270_14352_6543.N1	27-NOV-2004 17:01:13	Dark	40.500	12	Alp1Cru	0.77500	30000.	81	14352	No
364	GOM_NL__2PRFIN20041127_170349_000000412032_00270_14352_6544.N1	27-NOV-2004 17:03:49	Dark	41.000	124	The Car	2.7640	30000.	82	14352	No
365	GOM_NL__2PRFIN20041127_170529_000000412032_00270_14352_6545.N1	27-NOV-2004 17:05:29	Dark	41.000	159	Ups Car	2.9200	7200.0	82	14352	No
366	GOM_NL__2PRFIN20041127_170823_000000472032_00270_14352_6546.N1	27-NOV-2004 17:08:23	Dark	47.000	41	Eps Car	1.8600	4100.0	94	14352	No
367	GOM_NL__2PRFIN20041127_171010_000000512032_00270_14352_6547.N1	27-NOV-2004 17:10:10	Dark	50.500	34	Gam2Vel	1.7930	23000.	101	14352	No
368	GOM_NL__2PRFIN20041127_171146_000000612032_00270_14352_6548.N1	27-NOV-2004 17:11:46	Dark	60.500	70	Zet Pup	2.2460	39000.	121	14352	No
369	GOM_NL__2PRFIN20041127_171348_000000592032_00270_14352_6549.N1	27-NOV-2004 17:13:48	Dark	59.000	2	Alp Car	-0.73600	7000.0	118	14352	No
370	GOM_NL__2PRFIN20041127_171524_000000662032_00270_14352_6550.N1	27-NOV-2004 17:15:24	Dark	66.000	117	Pi Pup	2.7060	3800.0	132	14352	No
371	GOM_NL__2PRFIN20041127_171919_000000712032_00270_14352_6551.N1	27-NOV-2004 17:19:19	Dark	71.000	23	21Eps CMa	1.5020	26000.	142	14352	No
372	GOM_NL__2PRFIN20041127_172131_000000832032_00270_14352_6552.N1	27-NOV-2004 17:21:31	Straylight	83.000	179	24Omi2CMa	3.0320	24000.	166	14352	No
373	GOM_NL__2PRFIN20041127_172609_000001112032_00270_14352_6553.N1	27-NOV-2004 17:26:09	Straylight	111.00	1	9Alp CMa	-1.4400	11000.	222	14352	No
374	GOM_NL__2PRFIN20041127_173000_000000642032_00270_14352_6554.N1	27-NOV-2004 17:30:00	Straylight	64.000	7	19Bet Ori	0.10000	14000.	128	14352	No
375	GOM_NL__2PRFIN20041127_173316_000000642032_00270_14352_6555.N1	27-NOV-2004 17:33:16	Twl_and_stray	64.000	30	46Eps Ori	1.6940	30000.	128	14352	No
376	GOM_NL__2PRFIN20041127_173607_000000662032_00270_14352_6556.N1	27-NOV-2004 17:36:07	Bright	66.000	27	24Gam Ori	1.6360	26000.	132	14352	No
377	GOM_NL__2PRFIN20041127_173855_000000392032_00270_14352_6557.N1	27-NOV-2004 17:38:55	Bright	38.500	105	6Bet Ari	2.6450	8900.0	77	14352	No
378	GOM_NL__2PRFIN20041127_174206_000000402032_00270_14352_6558.N1	27-NOV-2004 17:42:06	Bright	40.000	150	44Zet Per	2.8900	28000.	80	14352	No
379	GOM_NL__2PRFIN20041127_174413_000000382032_00270_14352_6559.N1	27-NOV-2004 17:44:13	Bright	38.000	79	26Bet Per	2.3100	13100.	76	14352	No
380	GOM_NL__2PRFIN20041127_174631_000000382032_00270_14352_6560.N1	27-NOV-2004 17:46:31	Bright	38.000	175	39Del Per	3.0100	19400.	76	14352	No
381	GOM_NL__2PRFIN20041127_174938_000000402032_00270_14352_6561.N1	27-NOV-2004 17:49:38	Bright	40.000	68	18Alp Cas	2.2250	4500.0	80	14352	No
382	GOM_NL__2PRFIN20041127_175054_000000392032_00270_14352_6562.N1	27-NOV-2004 17:50:54	Bright	38.500	74	11Bet Cas	2.2680	6600.0	77	14352	No
383	GOM_NL__2PRFIN20041127_175746_000000382032_00270_14352_6563.N1	27-NOV-2004 17:57:46	Bright	37.500	49	1Alp UMi	1.9900	6300.0	75	14352	No
384	GOM_NL__2PRFIN20041127_180223_000000372032_00270_14352_6564.N1	27-NOV-2004 18:02:23	Bright	36.500	60	7Bet UMi	2.0810	3950.0	73	14352	No
385	GOM_NL__2PRFIN20041127_180439_000000462032_00270_14352_6565.N1	27-NOV-2004 18:04:39	Bright	45.500	36	50Alp UMa	1.8000	6300.0	91	14352	No
386	GOM_NL__2PRFIN20041127_180616_000000472032_00270_14352_6566.N1	27-NOV-2004 18:06:16	Bright	47.000	82	48Bet UMa	2.3650	10600.	94	14352	No
387	GOM_NL__2PRFIN20041127_180804_000000452032_00270_14352_6567.N1	27-NOV-2004 18:08:04	Bright	45.000	55	79Zet UMa	2.0600	10200.	90	14352	No
388	GOM_NL__2PRFIN20041127_180940_000000392032_00270_14352_6568.N1	27-NOV-2004 18:09:40	Bright	39.000	39	85Eta UMa	1.8540	24000.	78	14352	No
389	GOM_NL__2PRFIN20041127_181231_000000372032_00270_14352_6569.N1	27-NOV-2004 18:12:31	Bright	36.500	180	27Gam Boo	3.0400	8000.0	73	14352	No
390	GOM_NL__2PRFIN20041127_181531_000000362032_00270_14352_6570.N1	27-NOV-2004 18:15:31	Bright	36.000	83		2.3780	11000.	72	14352	No
391	GOM_NL__2PRFIN20041127_181801_000000352032_00270_14352_6571.N1	27-NOV-2004 18:18:01	Bright	35.000	3	16Alp Boo	-0.050000	4250.0	70	14352	No
392	GOM_NL__2PRFIN20041127_182114_000000682032_00270_14352_6572.N1	27-NOV-2004 18:21:14	Bright	67.500	96	68Del Leo	2.5600	9300.0	135	14352	No
393	GOM_NL__2PRFIN20041127_182539_000001772032_00270_14352_6573.N1	27-NOV-2004 18:25:39	Twl_and_stray	176.50	51	41Gam1Leo	2.0100	4500.0	353	14352	No
394	GOM_NL__2PRFIN20041127_183021_000000452032_00270_14352_6574.N1	27-NOV-2004 18:30:21	Twl_and_stray	44.500	163	7Del Crv	2.9450	11000.	89	14352	No
395	GOM_NL__2PRFIN20041127_183200_000000452032_00270_14352_6575.N1	27-NOV-2004 18:32:00	Twilight	44.500	106	9Bet Crv	2.6480	5600.0	89	14352	No
396	GOM_NL__2PRFIN20041127_183412_000000402032_00270_14352_6576.N1	27-NOV-2004 18:34:12	Twilight	39.500	123	1ot Cen	2.7500	10200.	79	14352	No

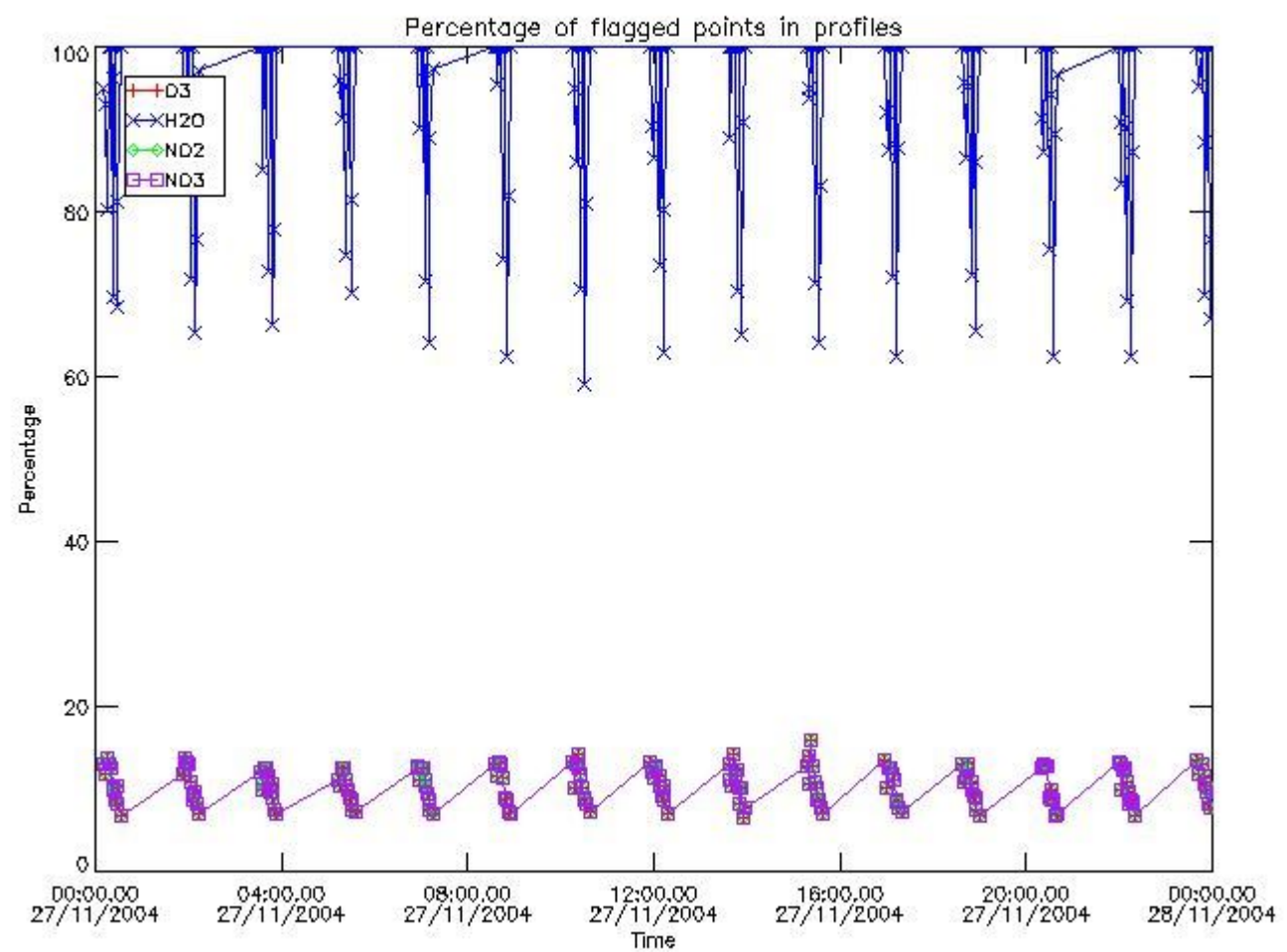
397	GOM_NL_2PRFIN20041127_183820_000000392032_00270_14352_6577.N1	27-NOV-2004 18:38:20	Dark	39.000	77	Eps Cen	2.3030	28000.	78	14352	No
398	GOM_NL_2PRFIN20041127_184002_000000472032_00270_14352_6578.N1	27-NOV-2004 18:40:02	Dark	47.000	10	Bet Cen	0.61000	28000.	94	14352	No
399	GOM_NL_2PRFIN20041127_184150_000000452032_00271_14353_6563.N1	27-NOV-2004 18:41:50	Dark	45.000	12	Alp1Cru	0.77500	30000.	90	14353	No
400	GOM_NL_2PRFIN20041127_184426_000000392032_00271_14353_6564.N1	27-NOV-2004 18:44:26	Dark	39.000	124	The Car	2.7640	30000.	78	14353	No
401	GOM_NL_2PRFIN20041127_184606_000000412032_00271_14353_6565.N1	27-NOV-2004 18:46:06	Dark	41.000	159	Ups Car	2.9200	7200.0	82	14353	No
402	GOM_NL_2PRFIN20041127_184859_000000482032_00271_14353_6566.N1	27-NOV-2004 18:48:59	Dark	47.500	41	Eps Car	1.8600	4100.0	95	14353	No
403	GOM_NL_2PRFIN20041127_185047_000000522032_00271_14353_6567.N1	27-NOV-2004 18:50:47	Dark	51.500	34	Gam2Vel	1.7930	23000.	103	14353	No
404	GOM_NL_2PRFIN20041127_185225_000000562032_00271_14353_6568.N1	27-NOV-2004 18:52:25	Dark	55.500	70	Zet Pup	2.2460	39000.	111	14353	No
405	GOM_NL_2PRFIN20041127_185424_000000572032_00271_14353_6569.N1	27-NOV-2004 18:54:24	Dark	57.000	2	Alp Car	-0.73600	7000.0	114	14353	No
406	GOM_NL_2PRFIN20041127_185602_000000692032_00271_14353_6570.N1	27-NOV-2004 18:56:02	Dark	68.500	117	Pi Pup	2.7060	3800.0	137	14353	No
407	GOM_NL_2PRFIN20041127_185955_000000772032_00271_14353_6571.N1	27-NOV-2004 18:59:55	Dark	76.500	23	21Eps CMa	1.5020	26000.	153	14353	No
408	GOM_NL_2PRFIN20041127_190208_000000802032_00271_14353_6572.N1	27-NOV-2004 19:02:08	Straylight	80.000	179	24Omi2CMa	3.0320	24000.	160	14353	No
409	GOM_NL_2PRFIN20041127_190645_000001092032_00271_14353_6573.N1	27-NOV-2004 19:06:45	Straylight	109.00	1	9Alp CMa	-1.4400	11000.	218	14353	No
410	GOM_NL_2PRFIN20041127_191036_000000622032_00271_14353_6574.N1	27-NOV-2004 19:10:36	Straylight	61.500	7	19Bet Ori	0.10000	14000.	123	14353	No
411	GOM_NL_2PRFIN20041127_191351_000000722032_00271_14353_6575.N1	27-NOV-2004 19:13:51	Twl_and_stray	72.000	30	46Eps Ori	1.6940	30000.	144	14353	No
412	GOM_NL_2PRFIN20041127_191642_000000642032_00271_14353_6576.N1	27-NOV-2004 19:16:42	Bright	63.500	27	24Gam Ori	1.6360	26000.	127	14353	No
413	GOM_NL_2PRFIN20041127_191931_000000382032_00271_14353_6577.N1	27-NOV-2004 19:19:31	Bright	37.500	105	6Bet Ari	2.6450	8900.0	75	14353	No
414	GOM_NL_2PRFIN20041127_192241_000000412032_00271_14353_6578.N1	27-NOV-2004 19:22:41	Bright	40.500	150	44Zet Per	2.8900	28000.	81	14353	No
415	GOM_NL_2PRFIN20041127_192448_000000382032_00271_14353_6579.N1	27-NOV-2004 19:24:48	Bright	37.500	79	26Bet Per	2.3100	13100.	75	14353	No
416	GOM_NL_2PRFIN20041127_192707_000000382032_00271_14353_6580.N1	27-NOV-2004 19:27:07	Bright	38.000	175	39Del Per	3.0100	19400.	76	14353	No
417	GOM_NL_2PRFIN20041127_193014_000000402032_00271_14353_6581.N1	27-NOV-2004 19:30:14	Bright	39.500	68	18Alp Cas	2.2250	4500.0	79	14353	No
418	GOM_NL_2PRFIN20041127_193130_000000382032_00271_14353_6582.N1	27-NOV-2004 19:31:30	Bright	37.500	74	11Bet Cas	2.2680	6600.0	75	14353	No
419	GOM_NL_2PRFIN20041127_193822_000000372032_00271_14353_6583.N1	27-NOV-2004 19:38:22	Bright	37.000	49	1Alp UMi	1.9900	6300.0	74	14353	No
420	GOM_NL_2PRFIN20041127_194259_000000402032_00271_14353_6584.N1	27-NOV-2004 19:42:59	Bright	40.000	60	7Bet UMi	2.0810	3950.0	80	14353	No
421	GOM_NL_2PRFIN20041127_194515_000000462032_00271_14353_6585.N1	27-NOV-2004 19:45:15	Bright	46.000	36	50Alp UMa	1.8000	6300.0	92	14353	No
422	GOM_NL_2PRFIN20041127_194649_000000492032_00271_14353_6586.N1	27-NOV-2004 19:46:49	Bright	49.000	82	48Bet UMa	2.3650	10600.	98	14353	No
423	GOM_NL_2PRFIN20041127_194840_000000392032_00271_14353_6587.N1	27-NOV-2004 19:48:40	Bright	38.500	55	79Zet UMa	2.0600	10200.	77	14353	No
424	GOM_NL_2PRFIN20041127_195017_000000402032_00271_14353_6588.N1	27-NOV-2004 19:50:17	Bright	39.500	39	85Eta UMa	1.8540	24000.	79	14353	No
425	GOM_NL_2PRFIN20041127_195307_000000362032_00271_14353_6589.N1	27-NOV-2004 19:53:07	Bright	36.000	180	27Gam Boo	3.0400	8000.0	72	14353	No
426	GOM_NL_2PRFIN20041127_195607_000000362032_00271_14353_6590.N1	27-NOV-2004 19:56:07	Bright	35.500	83		2.3780	11000.	71	14353	No
427	GOM_NL_2PRFIN20041127_195837_000000362032_00271_14353_6591.N1	27-NOV-2004 19:58:37	Bright	36.000	3	16Alp Boo	-0.050000	4250.0	72	14353	No
428	GOM_NL_2PRFIN20041127_200151_000000682032_00271_14353_6592.N1	27-NOV-2004 20:01:51	Bright	67.500	96	68Del Leo	2.5600	9300.0	135	14353	No
429	GOM_NL_2PRFIN20041127_200617_000001742032_00271_14353_6593.N1	27-NOV-2004 20:06:17	Twl_and_stray	174.00	51	41Gam1Leo	2.0100	4500.0	348	14353	No
430	GOM_NL_2PRFIN20041127_201058_000000442032_00271_14353_6594.N1	27-NOV-2004 20:10:58	Twl_and_stray	43.500	163	7Del Crv	2.9450	11000.	87	14353	No
431	GOM_NL_2PRFIN20041127_201237_000000462032_00271_14353_6595.N1	27-NOV-2004 20:12:37	Twilight	45.500	106	9Bet Crv	2.6480	5600.0	91	14353	No
432	GOM_NL_2PRFIN20041127_201448_000000392032_00271_14353_6596.N1	27-NOV-2004 20:14:48	Twilight	38.500	123	lot Cen	2.7500	10200.	77	14353	No
433	GOM_NL_2PRFIN20041127_201856_000000412032_00271_14353_6597.N1	27-NOV-2004 20:18:56	Dark	41.000	77	Eps Cen	2.3030	28000.	82	14353	No
434	GOM_NL_2PRFIN20041127_202038_000000412032_00271_14353_6598.N1	27-NOV-2004 20:20:38	Dark	41.000	10	Bet Cen	0.61000	28000.	82	14353	No
435	GOM_NL_2PRFIN20041127_202226_000000402032_00272_14354_6563.N1	27-NOV-2004 20:22:26	Dark	39.500	12	Alp1Cru	0.77500	30000.	79	14354	No
436	GOM_NL_2PRFIN20041127_202501_000000402032_00272_14354_6564.N1	27-NOV-2004 20:25:01	Dark	40.000	124	The Car	2.7640	30000.	80	14354	No
437	GOM_NL_2PRFIN20041127_202641_000000402032_00272_14354_6565.N1	27-NOV-2004 20:26:41	Dark	40.000	159	Ups Car	2.9200	7200.0	80	14354	No
438	GOM_NL_2PRFIN20041127_202935_000000582032_00272_14354_6566.N1	27-NOV-2004 20:29:35	Dark	57.500	41	Eps Car	1.8600	4100.0	115	14354	No
439	GOM_NL_2PRFIN20041127_203123_000000522032_00272_14354_6567.N1	27-NOV-2004 20:31:23	Dark	52.000	34	Gam2Vel	1.7930	23000.	104	14354	No
440	GOM_NL_2PRFIN20041127_203302_000000592032_00272_14354_6568.N1	27-NOV-2004 20:33:02	Dark	58.500	70	Zet Pup	2.2460	39000.	117	14354	No
441	GOM_NL_2PRFIN20041127_203500_000000592032_00272_14354_6569.N1	27-NOV-2004 20:35:00	Dark	59.000	2	Alp Car	-0.73600	7000.0	118	14354	No
442	GOM_NL_2PRFIN20041127_203638_000000762032_00272_14354_6570.N1	27-NOV-2004 20:36:38	Dark	76.000	117	Pi Pup	2.7060	3800.0	152	14354	No
443	GOM_NL_2PRFIN20041127_204032_000000742032_00272_14354_6571.N1	27-NOV-2004 20:40:32	Dark	73.500	23	21Eps CMa	1.5020	26000.	147	14354	No
444	GOM_NL_2PRFIN20041127_204245_000000822032_00272_14354_6572.N1	27-NOV-2004 20:42:45	Straylight	82.000	179	24Omi2CMa	3.0320	24000.	164	14354	No
445	GOM_NL_2PRFIN20041127_204721_000001082032_00272_14354_6573.N1	27-NOV-2004 20:47:21	Straylight	108.00	1	9Alp CMa	-1.4400	11000.	216	14354	No
446	GOM_NL_2PRFIN20041127_205112_000000642032_00272_14354_6574.N1	27-NOV-2004 20:51:12	Straylight	64.000	7	19Bet Ori	0.10000	14000.	128	14354	No
447	GOM_NL_2PRFIN20041127_205427_000000702032_00272_14354_6575.N1	27-NOV-2004 20:54:27	Twl_and_stray	69.500	30	46Eps Ori	1.6940	30000.	139	14354	No
448	GOM_NL_2PRFIN20041127_205718_000000622032_00272_14354_6576.N1	27-NOV-2004 20:57:18	Bright	62.000	27	24Gam Ori	1.6360	26000.	124	14354	No
449	GOM_NL_2PRFIN20041127_210007_000000392032_00272_14354_6577.N1	27-NOV-2004 21:00:07	Bright	38.500	105	6Bet Ari	2.6450	8900.0	77	14354	No
450	GOM_NL_2PRFIN20041127_210317_000000412032_00272_14354_6578.N1	27-NOV-2004 21:03:17	Bright	41.000	150	44Zet Per	2.8900	28000.	82	14354	No
451	GOM_NL_2PRFIN20041127_210524_000000372032_00272_14354_6579.N1	27-NOV-2004 21:05:24	Bright	37.000	79	26Bet Per	2.3100	13100.	74	14354	No
452	GOM_NL_2PRFIN20041127_210743_000000392032_00272_14354_6580.N1	27-NOV-2004 21:07:43	Bright	38.500	175	39Del Per	3.0100	19400.	77	14354	No
453	GOM_NL_2PRFIN20041127_211050_000000392032_00272_14354_6581.N1	27-NOV-2004 21:10:50	Bright	38.500	68	18Alp Cas	2.2250	4500.0	77	14354	No
454	GOM_NL_2PRFIN20041127_211207_000000382032_00272_14354_6582.N1	27-NOV-2004 21:12:07	Bright	38.000	74	11Bet Cas	2.2680	6600.0	76	14354	No
455	GOM_NL_2PRFIN20041127_211857_000000382032_00272_14354_6583.N1	27-NOV-2004 21:18:57	Bright	37.500	49	1Alp UMi	1.9900	6300.0	75	14354	No



456	GOM_NL__2PRFIN20041127_212334_000000362032_00272_14354_6584.N1	27-NOV-2004 21:23:34	Bright	36.000	60	7Bet UMi	2.0810	3950.0	72	14354	No
457	GOM_NL__2PRFIN20041127_212551_000000442032_00272_14354_6585.N1	27-NOV-2004 21:25:51	Bright	44.000	36	50Alp UMa	1.8000	6300.0	88	14354	No
458	GOM_NL__2PRFIN20041127_212725_000000492032_00272_14354_6586.N1	27-NOV-2004 21:27:25	Bright	48.500	82	48Bet UMa	2.3650	10600.	97	14354	No
459	GOM_NL__2PRFIN20041127_212916_000000402032_00272_14354_6587.N1	27-NOV-2004 21:29:16	Bright	39.500	55	79Zet UMa	2.0600	10200.	79	14354	No
460	GOM_NL__2PRFIN20041127_213053_000000372032_00272_14354_6588.N1	27-NOV-2004 21:30:53	Bright	37.000	39	85Eta UMa	1.8540	24000.	74	14354	No
461	GOM_NL__2PRFIN20041127_213642_000000382032_00272_14354_6589.N1	27-NOV-2004 21:36:42	Bright	37.500	83		2.3780	11000.	75	14354	No
462	GOM_NL__2PRFIN20041127_213913_000000362032_00272_14354_6590.N1	27-NOV-2004 21:39:13	Bright	36.000	3	16Alp Boo	-0.050000	4250.0	72	14354	No
463	GOM_NL__2PRFIN20041127_214228_000000662032_00272_14354_6591.N1	27-NOV-2004 21:42:28	Bright	65.500	96	68Del Leo	2.5600	9300.0	131	14354	No
464	GOM_NL__2PRFIN20041127_214655_000001822032_00272_14354_6592.N1	27-NOV-2004 21:46:55	Twilight	182.00	51	41Gam1Leo	2.0100	4500.0	364	14354	No
465	GOM_NL__2PRFIN20041127_215134_000000432032_00272_14354_6593.N1	27-NOV-2004 21:51:34	Twilight	43.000	163	7Del Crv	2.9450	11000.	86	14354	No
466	GOM_NL__2PRFIN20041127_215313_000000482032_00272_14354_6594.N1	27-NOV-2004 21:53:13	Twilight	48.000	106	9Bet Crv	2.6480	5600.0	96	14354	No
467	GOM_NL__2PRFIN20041127_215524_000000422032_00272_14354_6595.N1	27-NOV-2004 21:55:24	Twilight	41.500	123	1ot Cen	2.7500	10200.	83	14354	No
468	GOM_NL__2PRFIN20041127_215932_000000392032_00272_14354_6596.N1	27-NOV-2004 21:59:32	Dark	38.500	77	Eps Cen	2.3030	28000.	77	14354	No
469	GOM_NL__2PRFIN20041127_220114_000000392032_00272_14354_6597.N1	27-NOV-2004 22:01:14	Dark	39.000	10	Bet Cen	0.61000	28000.	78	14354	No
470	GOM_NL__2PRFIN20041127_220301_000000522032_00273_14355_6563.N1	27-NOV-2004 22:03:01	Dark	51.500	12	Alp1Cru	0.77500	30000.	103	14355	No
471	GOM_NL__2PRFIN20041127_220538_000000422032_00273_14355_6564.N1	27-NOV-2004 22:05:38	Dark	41.500	124	The Car	2.7640	30000.	83	14355	No
472	GOM_NL__2PRFIN20041127_220826_000000412032_00273_14355_6565.N1	27-NOV-2004 22:08:26	Dark	40.500	29	Bet Car	1.6720	10200.	81	14355	No
473	GOM_NL__2PRFIN20041127_221012_000000482032_00273_14355_6566.N1	27-NOV-2004 22:10:12	Dark	47.500	41	Eps Car	1.8600	4100.0	95	14355	No
474	GOM_NL__2PRFIN20041127_221200_000000532032_00273_14355_6567.N1	27-NOV-2004 22:12:00	Dark	52.500	34	Gam2Vel	1.7930	23000.	105	14355	No
475	GOM_NL__2PRFIN20041127_221337_000000622032_00273_14355_6568.N1	27-NOV-2004 22:13:37	Dark	61.500	70	Zet Pup	2.2460	39000.	123	14355	No
476	GOM_NL__2PRFIN20041127_221536_000000592032_00273_14355_6569.N1	27-NOV-2004 22:15:36	Dark	59.000	2	Alp Car	-0.73600	7000.0	118	14355	No
477	GOM_NL__2PRFIN20041127_221715_000000672032_00273_14355_6570.N1	27-NOV-2004 22:17:15	Dark	67.000	117	Pi Pup	2.7060	3800.0	134	14355	No
478	GOM_NL__2PRFIN20041127_222109_000000752032_00273_14355_6571.N1	27-NOV-2004 22:21:09	Dark	75.000	23	21Eps CMa	1.5020	26000.	150	14355	No
479	GOM_NL__2PRFIN20041127_222322_000000802032_00273_14355_6572.N1	27-NOV-2004 22:23:22	Straylight	80.000	179	24Omi2CMa	3.0320	24000.	160	14355	No
480	GOM_NL__2PRFIN20041127_222758_000001042032_00273_14355_6573.N1	27-NOV-2004 22:27:58	Straylight	104.00	1	9Alp CMa	-1.4400	11000.	208	14355	No
481	GOM_NL__2PRFIN20041127_223148_000000652032_00273_14355_6574.N1	27-NOV-2004 22:31:48	Straylight	64.500	7	19Bet Ori	0.10000	14000.	129	14355	No
482	GOM_NL__2PRFIN20041127_223503_000000692032_00273_14355_6575.N1	27-NOV-2004 22:35:03	Twilight	68.500	30	46Eps Ori	1.6940	30000.	137	14355	No
483	GOM_NL__2PRFIN20041127_223753_000000652032_00273_14355_6576.N1	27-NOV-2004 22:37:53	Bright	65.000	27	24Gam Ori	1.6360	26000.	130	14355	No
484	GOM_NL__2PRFIN20041127_224044_000000382032_00273_14355_6577.N1	27-NOV-2004 22:40:44	Bright	37.500	105	6Bet Ari	2.6450	8900.0	75	14355	No
485	GOM_NL__2PRFIN20041127_224352_000000392032_00273_14355_6578.N1	27-NOV-2004 22:43:52	Bright	39.000	150	44Zet Per	2.8900	28000.	78	14355	No
486	GOM_NL__2PRFIN20041127_224600_000000372032_00273_14355_6579.N1	27-NOV-2004 22:46:00	Bright	37.000	79	26Bet Per	2.3100	13100.	74	14355	No
487	GOM_NL__2PRFIN20041127_224818_000000382032_00273_14355_6580.N1	27-NOV-2004 22:48:18	Bright	38.000	175	39Del Per	3.0100	19400.	76	14355	No
488	GOM_NL__2PRFIN20041127_225027_000000522032_00273_14355_6581.N1	27-NOV-2004 22:50:27	Bright	52.000	6	13Alp Aur	0.080000	3400.0	104	14355	No
489	GOM_NL__2PRFIN20041127_225242_000000402032_00273_14355_6582.N1	27-NOV-2004 22:52:42	Bright	40.000	74	11Bet Cas	2.2680	6600.0	80	14355	No
490	GOM_NL__2PRFIN20041127_225933_000000352032_00273_14355_6583.N1	27-NOV-2004 22:59:33	Bright	34.500	49	1Alp UMi	1.9900	6300.0	69	14355	No
491	GOM_NL__2PRFIN20041127_230410_000000402032_00273_14355_6584.N1	27-NOV-2004 23:04:10	Bright	40.000	60	7Bet UMi	2.0810	3950.0	80	14355	No
492	GOM_NL__2PRFIN20041127_230626_000000462032_00273_14355_6585.N1	27-NOV-2004 23:06:26	Bright	46.000	36	50Alp UMa	1.8000	6300.0	92	14355	No
493	GOM_NL__2PRFIN20041127_230803_000000482032_00273_14355_6586.N1	27-NOV-2004 23:08:03	Bright	48.000	82	48Bet UMa	2.3650	10600.	96	14355	No
494	GOM_NL__2PRFIN20041127_230951_000000442032_00273_14355_6587.N1	27-NOV-2004 23:09:51	Bright	43.500	55	79Zet UMa	2.0600	10200.	87	14355	No
495	GOM_NL__2PRFIN20041127_231129_000000372032_00273_14355_6588.N1	27-NOV-2004 23:11:29	Bright	36.500	39	85Eta UMa	1.8540	24000.	73	14355	No
496	GOM_NL__2PRFIN20041127_231718_000000352032_00273_14355_6589.N1	27-NOV-2004 23:17:18	Bright	35.000	83		2.3780	11000.	70	14355	No
497	GOM_NL__2PRFIN20041127_231949_000000352032_00273_14355_6590.N1	27-NOV-2004 23:19:49	Bright	34.500	3	16Alp Boo	-0.050000	4250.0	69	14355	No
498	GOM_NL__2PRFIN20041127_232304_000000652032_00273_14355_6591.N1	27-NOV-2004 23:23:04	Bright	65.000	96	68Del Leo	2.5600	9300.0	130	14355	No
499	GOM_NL__2PRFIN20041127_232733_000002002032_00273_14355_6592.N1	27-NOV-2004 23:27:33	Twilight	200.00	51	41Gam1Leo	2.0100	4500.0	400	14355	No
500	GOM_NL__2PRFIN20041127_233300_000000512032_00273_14355_6593.N1	27-NOV-2004 23:33:00	Twilight	51.000	100	4Gam Crv	2.5800	13100.	102	14355	No
501	GOM_NL__2PRFIN20041127_233600_000000452032_00273_14355_6594.N1	27-NOV-2004 23:36:00	Twilight	44.500	123	1ot Cen	2.7500	10200.	89	14355	No
502	GOM_NL__2PRFIN20041127_234008_000000382032_00273_14355_6595.N1	27-NOV-2004 23:40:08	Dark	38.000	77	Eps Cen	2.3030	28000.	76	14355	No
503	GOM_NL__2PRFIN20041127_234150_000000432032_00273_14355_6596.N1	27-NOV-2004 23:41:50	Dark	43.000	10	Bet Cen	0.61000	28000.	86	14355	No
504	GOM_NL__2PRFIN20041127_234614_000000402032_00274_14356_6563.N1	27-NOV-2004 23:46:14	Dark	39.500	124	The Car	2.7640	30000.	79	14356	No
505	GOM_NL__2PRFIN20041127_234901_000000442032_00274_14356_6564.N1	27-NOV-2004 23:49:01	Dark	44.000	29	Bet Car	1.6720	10200.	88	14356	No
506	GOM_NL__2PRFIN20041127_235047_000000492032_00274_14356_6565.N1	27-NOV-2004 23:50:47	Dark	48.500	41	Eps Car	1.8600	4100.0	97	14356	No
507	GOM_NL__2PRFIN20041127_235235_000000532032_00274_14356_6566.N1	27-NOV-2004 23:52:35	Dark	53.000	34	Gam2Vel	1.7930	23000.	106	14356	No
508	GOM_NL__2PRFIN20041127_235414_000000622032_00274_14356_6567.N1	27-NOV-2004 23:54:14	Dark	61.500	70	Zet Pup	2.2460	39000.	123	14356	No
509	GOM_NL__2PRFIN20041127_235611_000000512032_00274_14356_6568.N1	27-NOV-2004 23:56:11	Dark	50.500	2	Alp Car	-0.73600	7000.0	101	14356	No
510	GOM_NL__2PRFIN20041127_235751_000000672032_00274_14356_6569.N1	27-NOV-2004 23:57:51	Dark	67.000	117	Pi Pup	2.7060	3800.0	134	14356	No

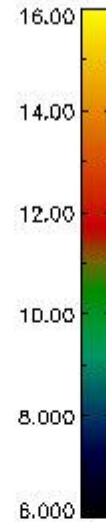
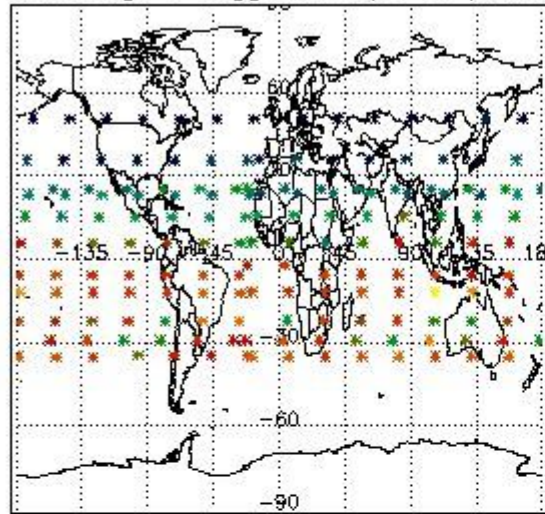
In this section it is plotted some information contained in the Quality Summary data set of the level 2 products. Only products in dark limb conditions and without errors (error flag in the MPH set to "0") are used.

### 3.1 Plot quality information per product (time dependant)


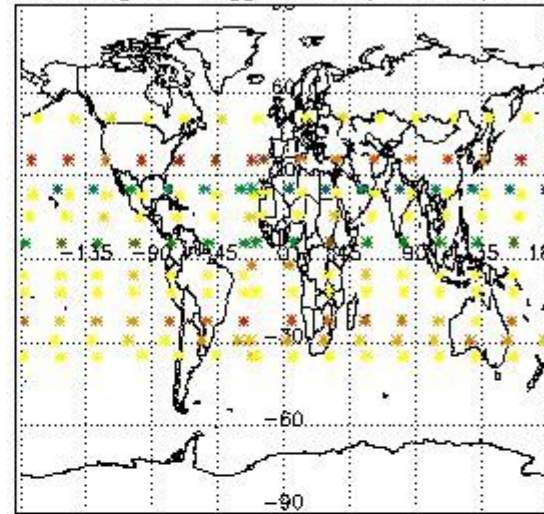


### 3.2 Plot quality information per product (world map)

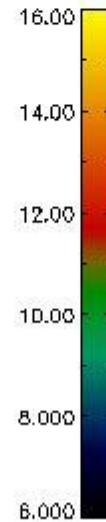
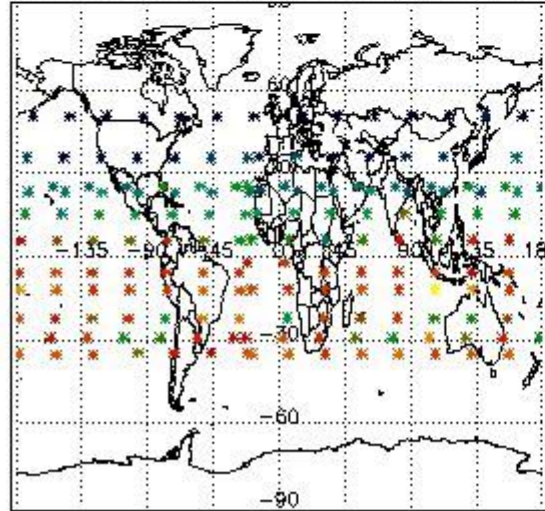
Percentage of flagged data per O3 profile



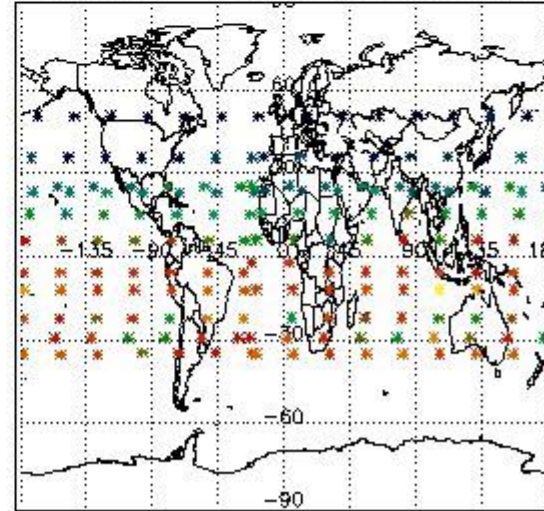
Percentage of flagged data per H2O profile



Percentage of flagged data per NO2 profile



Percentage of flagged data per NO3 profile

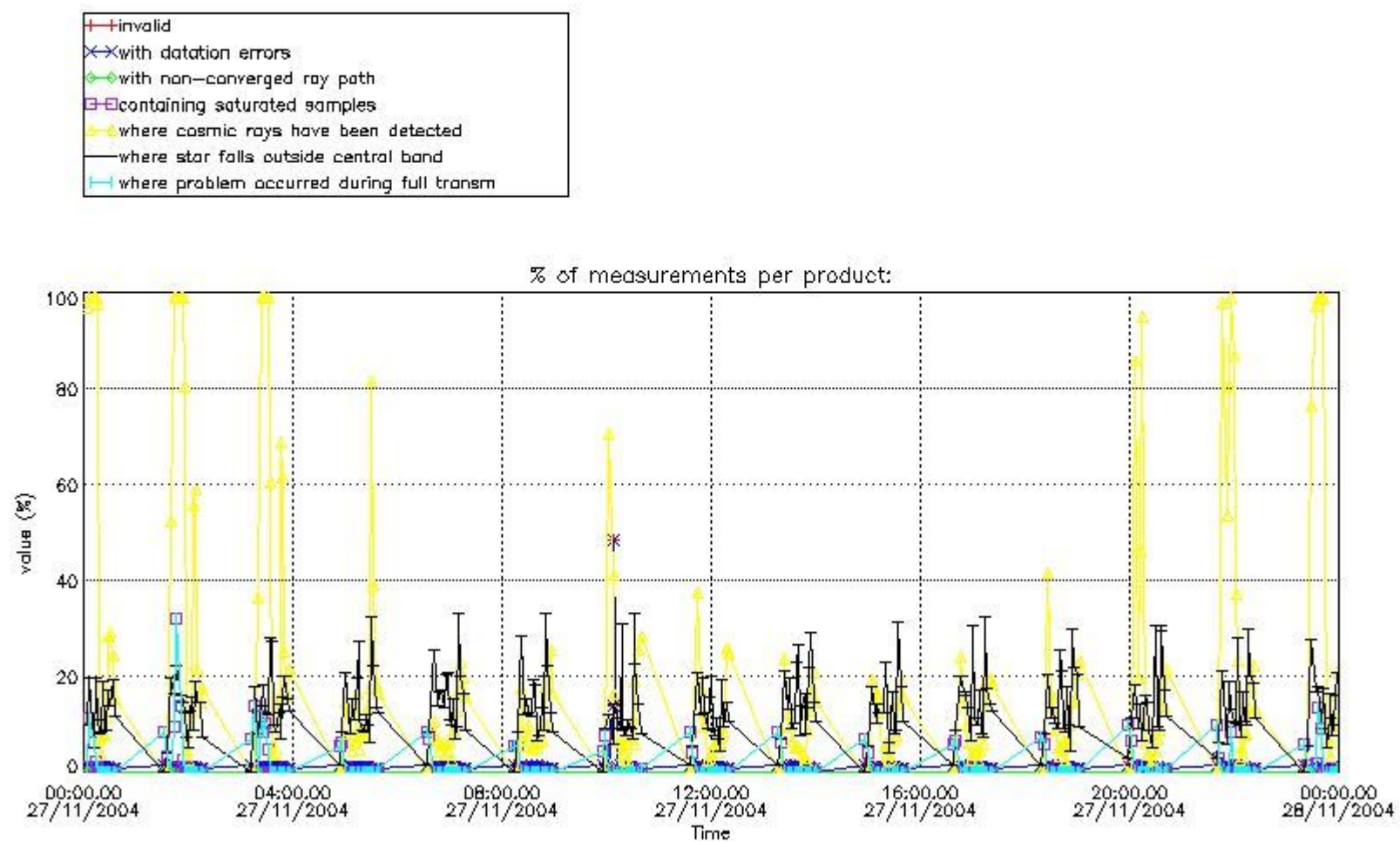


#### 4. Level 1 quality information per product

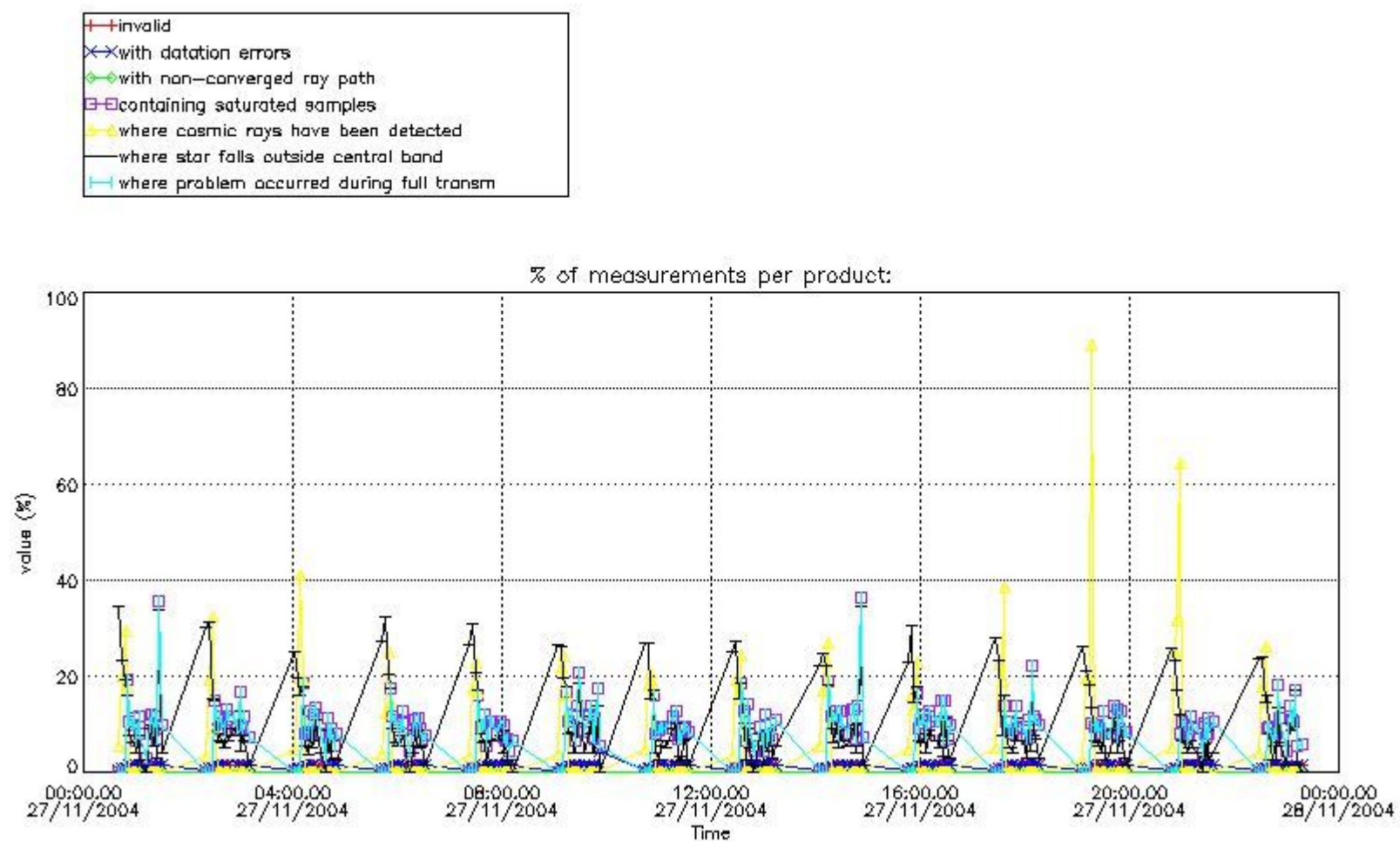
In this section it is plotted some information contained in the Quality Summary data set of the level 2 products that comes from the level 1b processing. Products without errors (error flag in the MPH set to "0") are used.

##### 4.1 Plot quality information per product (time dependant) coming from level 1b processing

###### 4.1.1 Plot level 1 quality information per product (time dependant): ENVISAT ASCENDING passes



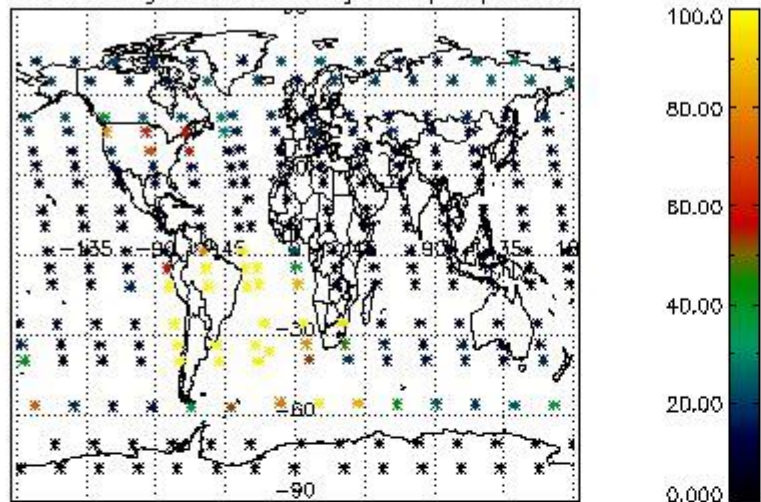
4.1.2 Plot level 1 quality information per product (time dependant): ENVI SAT DESCENDING passes



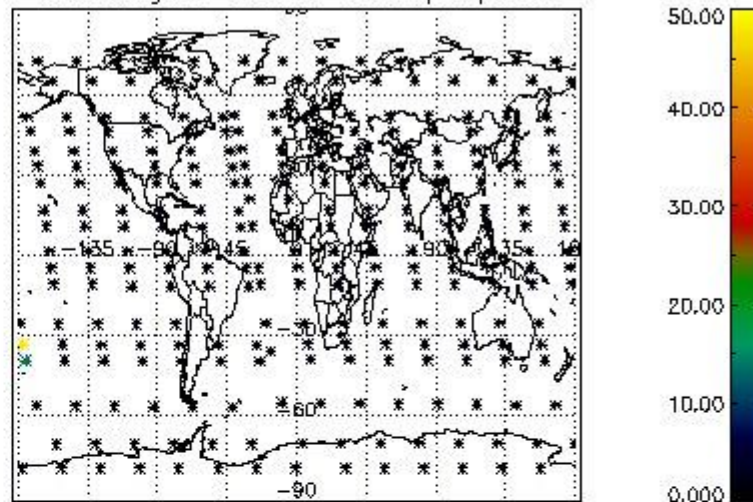
4.2 Plot quality information per product coming from level 1b processing (world map)

4.2.1 Plot level 1 quality information per product (world map): ENVISAT ASCENDING passes

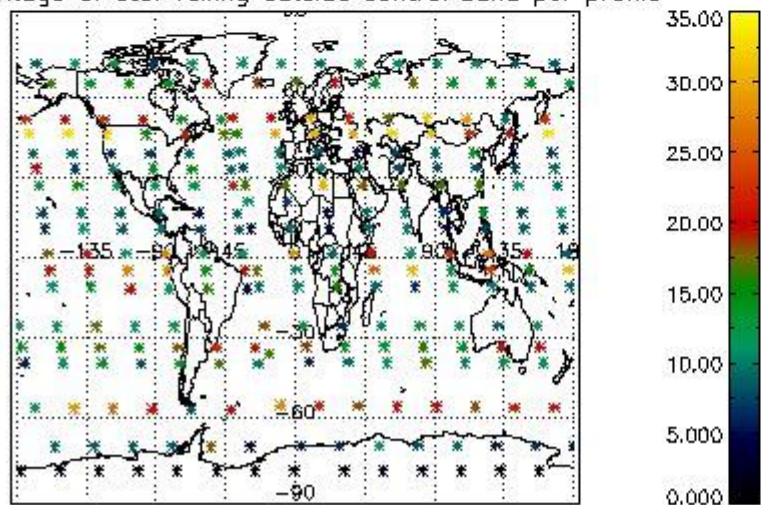
Percentage of cosmic ray hits per profile



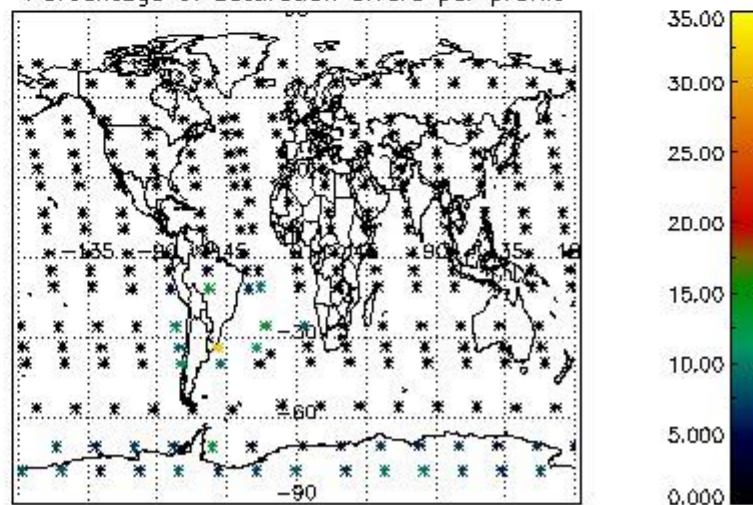
Percentage of datation errors per profile



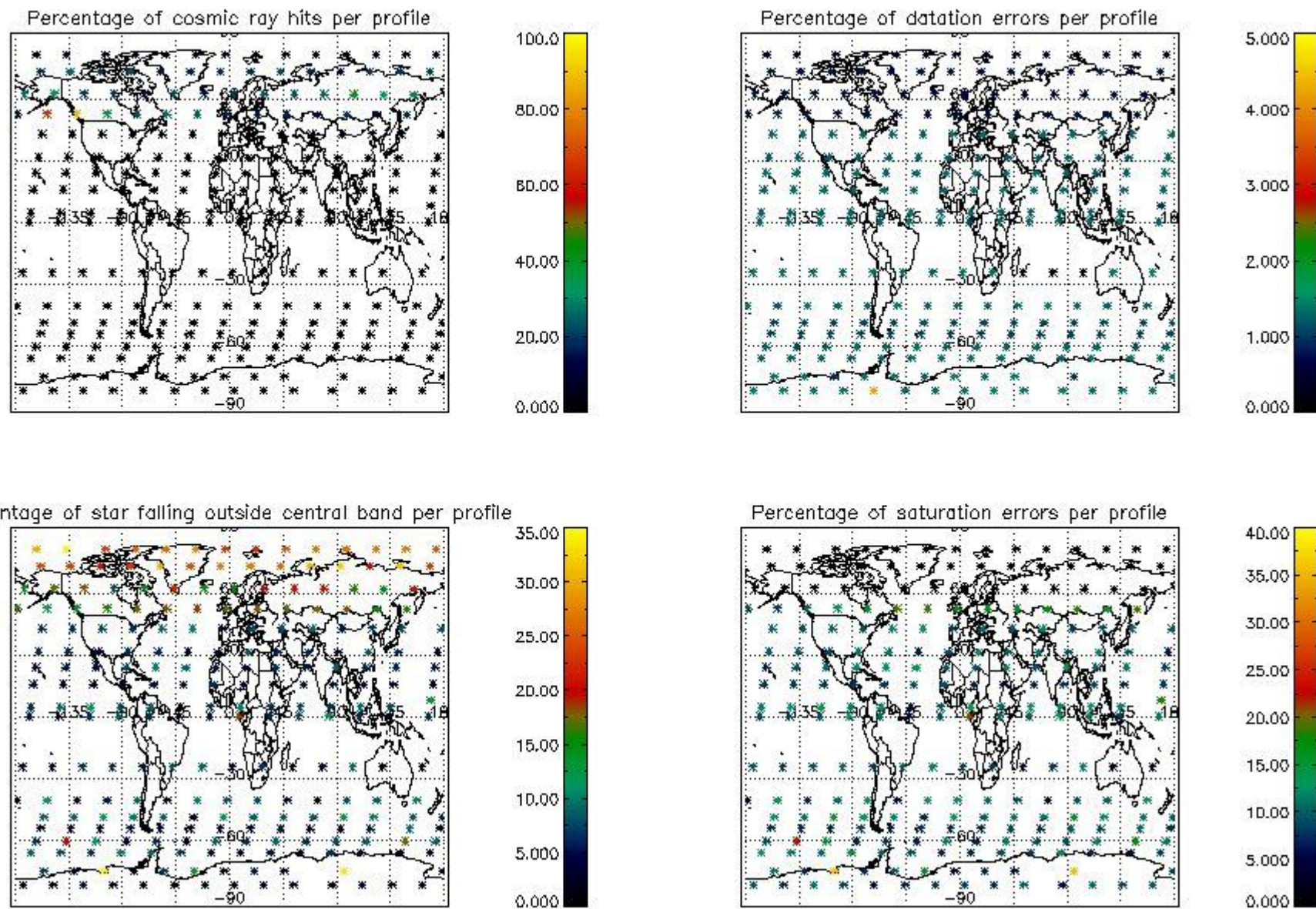
Percentage of star falling outside central band per profile



Percentage of saturation errors per profile



4.2.2 Plot level 1 quality information per product (world map): ENVISAT DESCENDING passes



## 5. Trace gas profiles

### 5.1 Ozone statistics based on quality of products

The final quality of the products can be "measured" using the STD (Standard Deviation) attached to every point profile. This information is written to the parameter GOM\_NL\_\_2P/NL\_LOCAL\_SPECIES\_DENSITY/o3\_std of the level 2 products. The table below shows the statistics for given STD ranges.

The statistics are given with respect to the overall valid production:

- Products without fatal errors: GOM\_NL\_\_2P/MPH/PRODUCT\_ERR=0
- Valid point profile: GOM\_NL\_\_2P/NL\_LOCAL\_SPECIES\_DENSITY/pcd(0)=0

The 'Criteria' is applied to valid points of dark limb products:

- Products in dark limb illumination condition: GOM\_NL\_\_2P/NL\_SUMMARY\_QUALITY/obs\_ill\_cond=0
- Products without fatal errors: GOM\_NL\_\_2P/MPH/PRODUCT\_ERR=0
- Valid point profile: GOM\_NL\_\_2P/NL\_LOCAL\_SPECIES\_DENSITY/pcd(0)=0

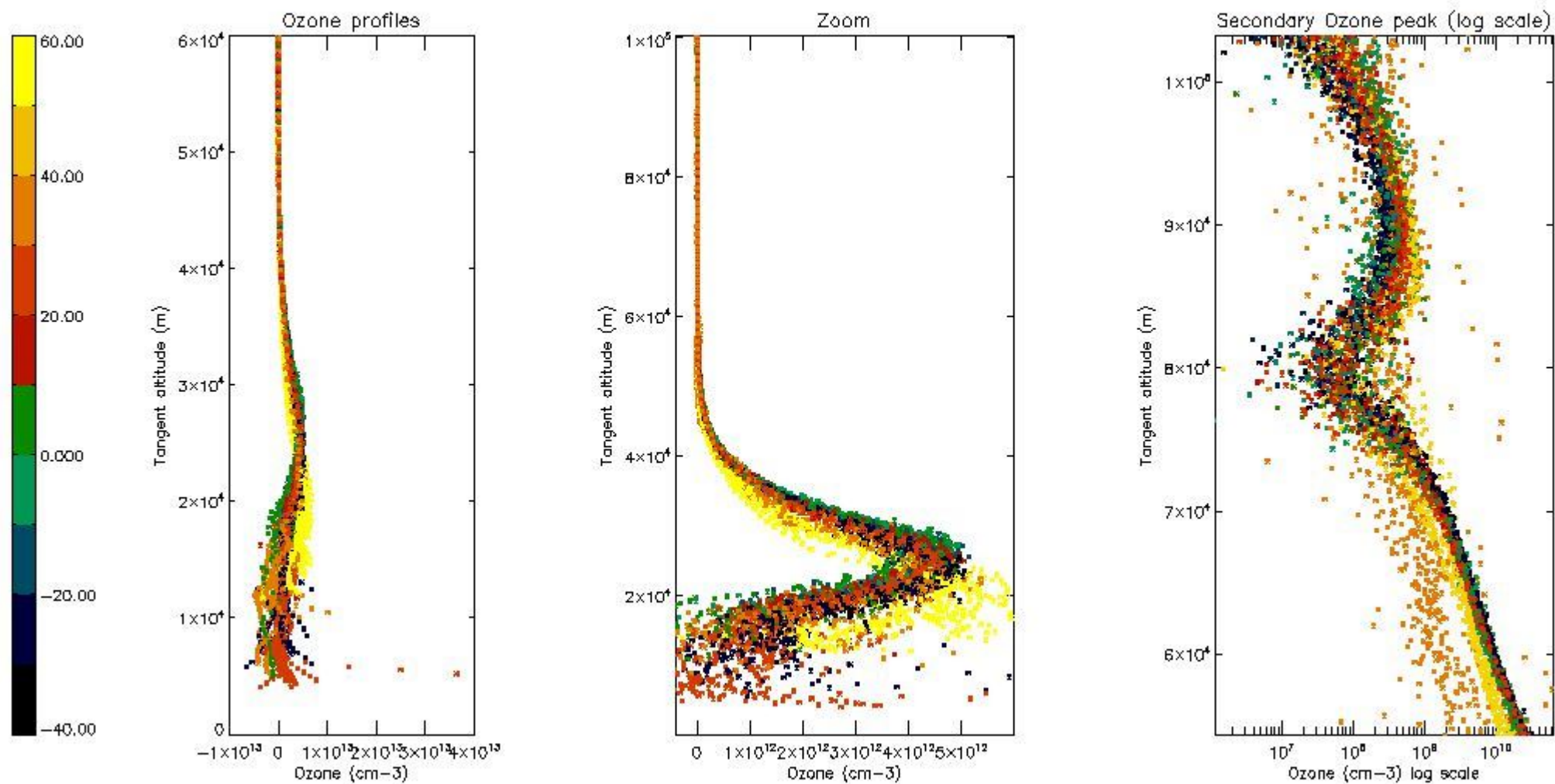
So, the table below shows the percentage of dark limb and valid observations for each criteria with respect to the overall valid daily observations.

Criteria	% of total production
All STD	31
STD < 20	20

STD < 10	17
STD < 5	13

5.2 Plot ozone profiles for all STD (dark without errors)

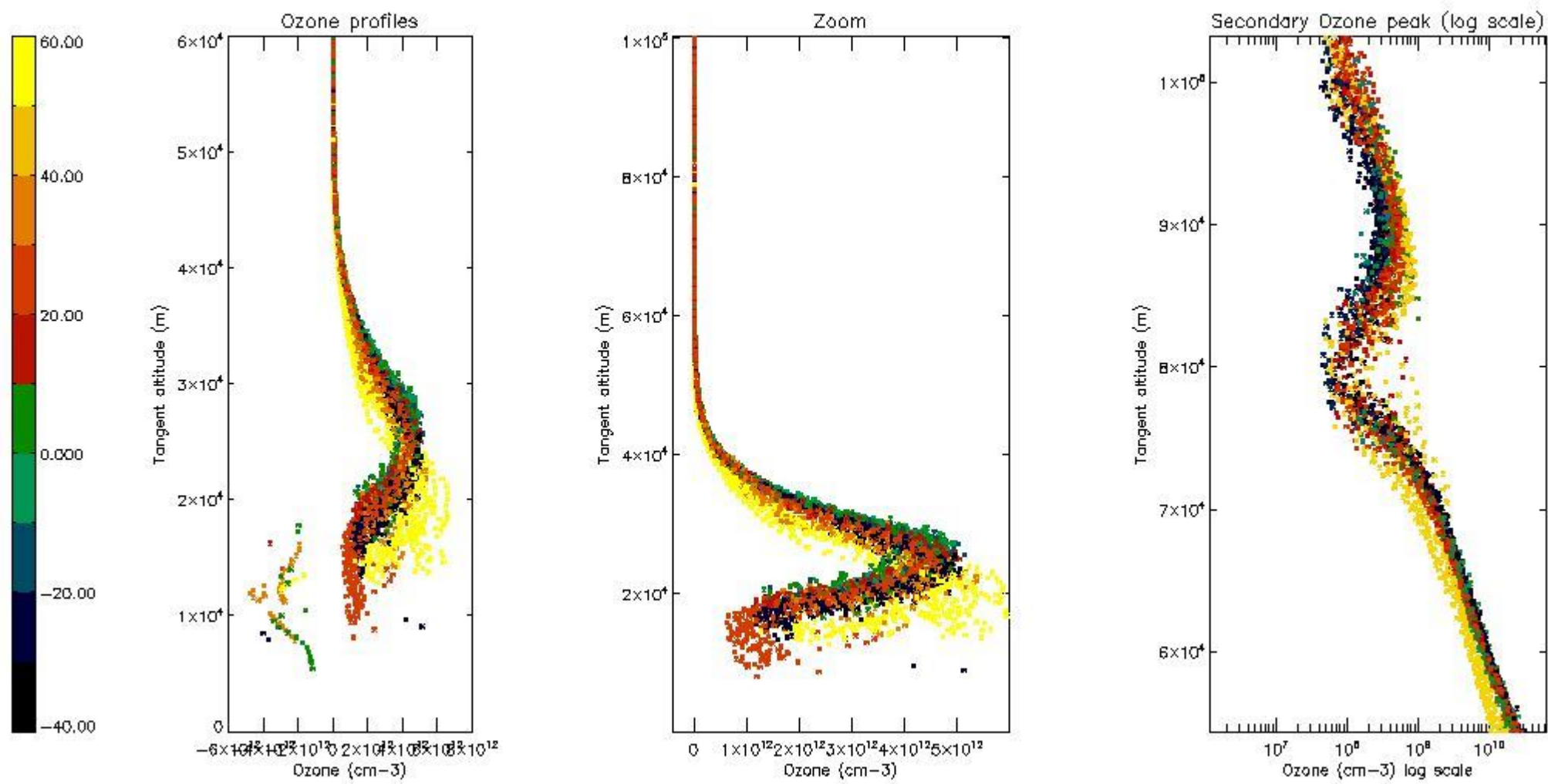
The colorbar represents the latitude.



5.3 Plot ozone profiles where STD < 20% (dark without errors)

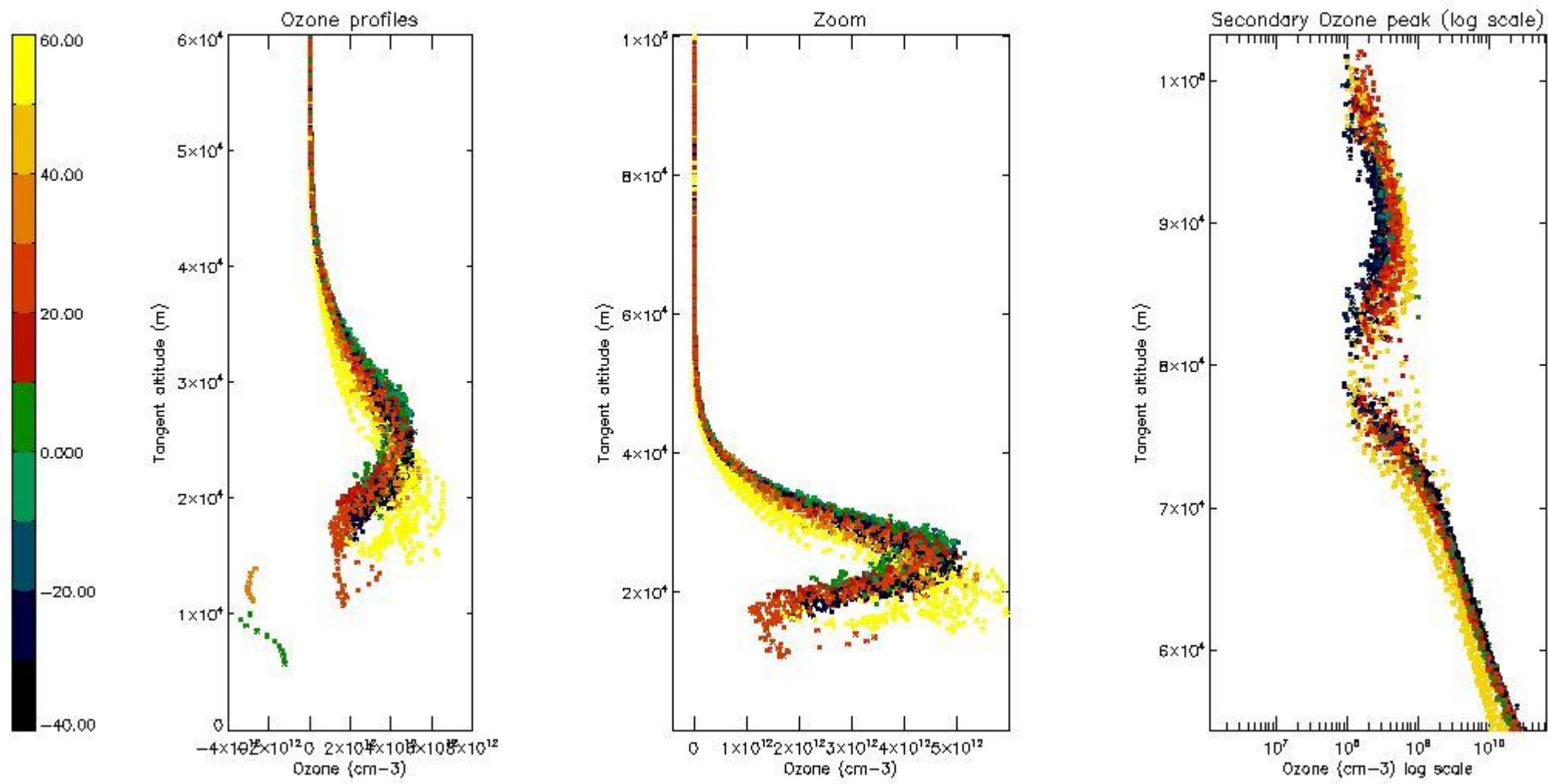
The colorbar represents the latitude.





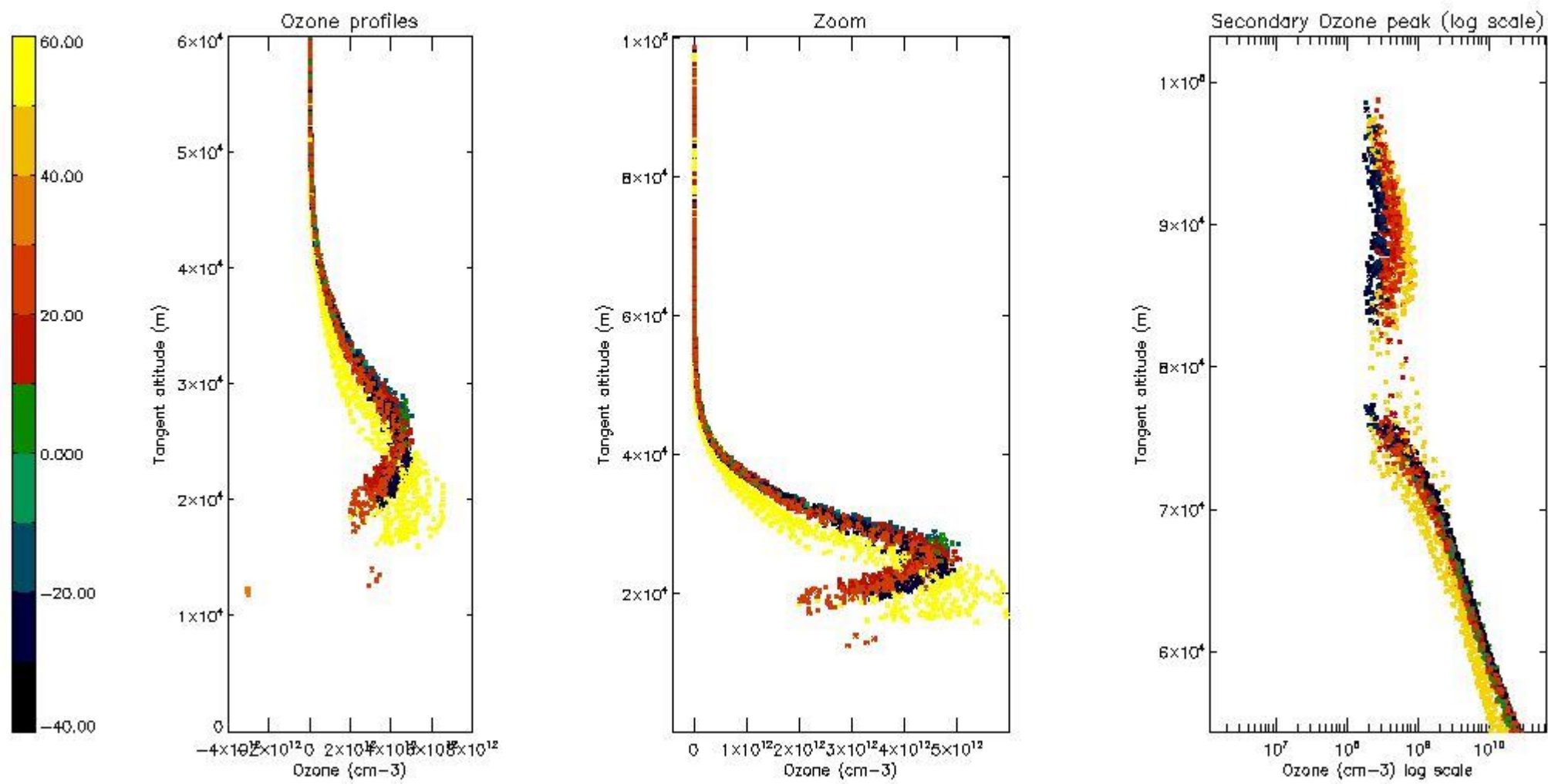
*5.4 Plot ozone profiles where STD < 10% (dark without errors)*

The colorbar represents the latitude.



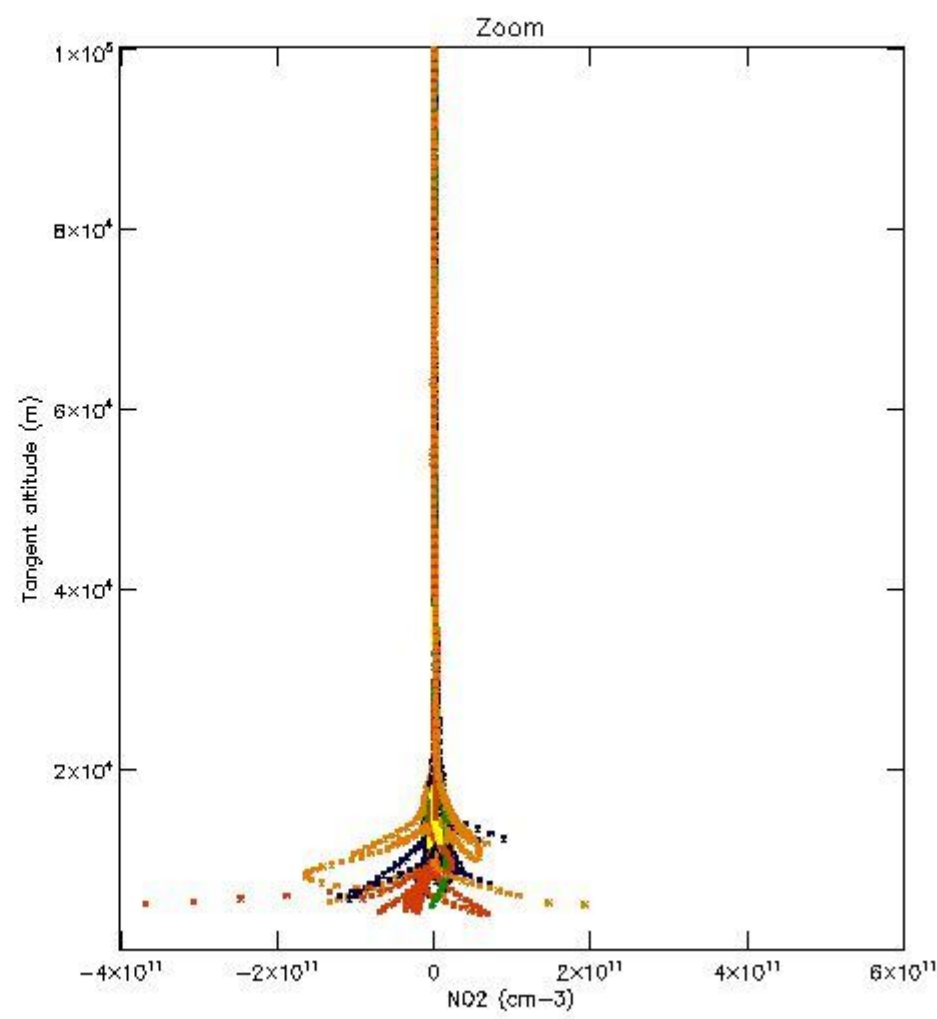
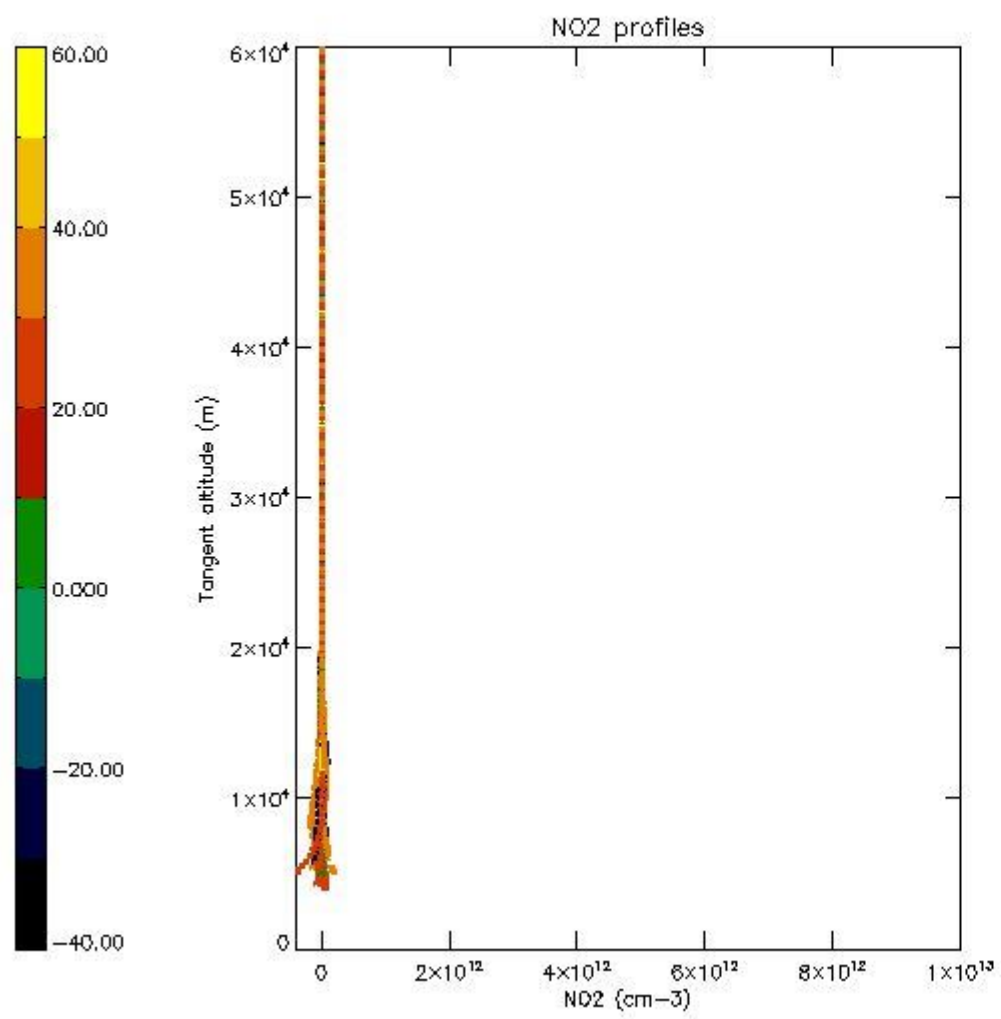
*5.5 Plot ozone profiles where  $STD < 5\%$  (dark without errors)*

The colorbar represents the latitude.



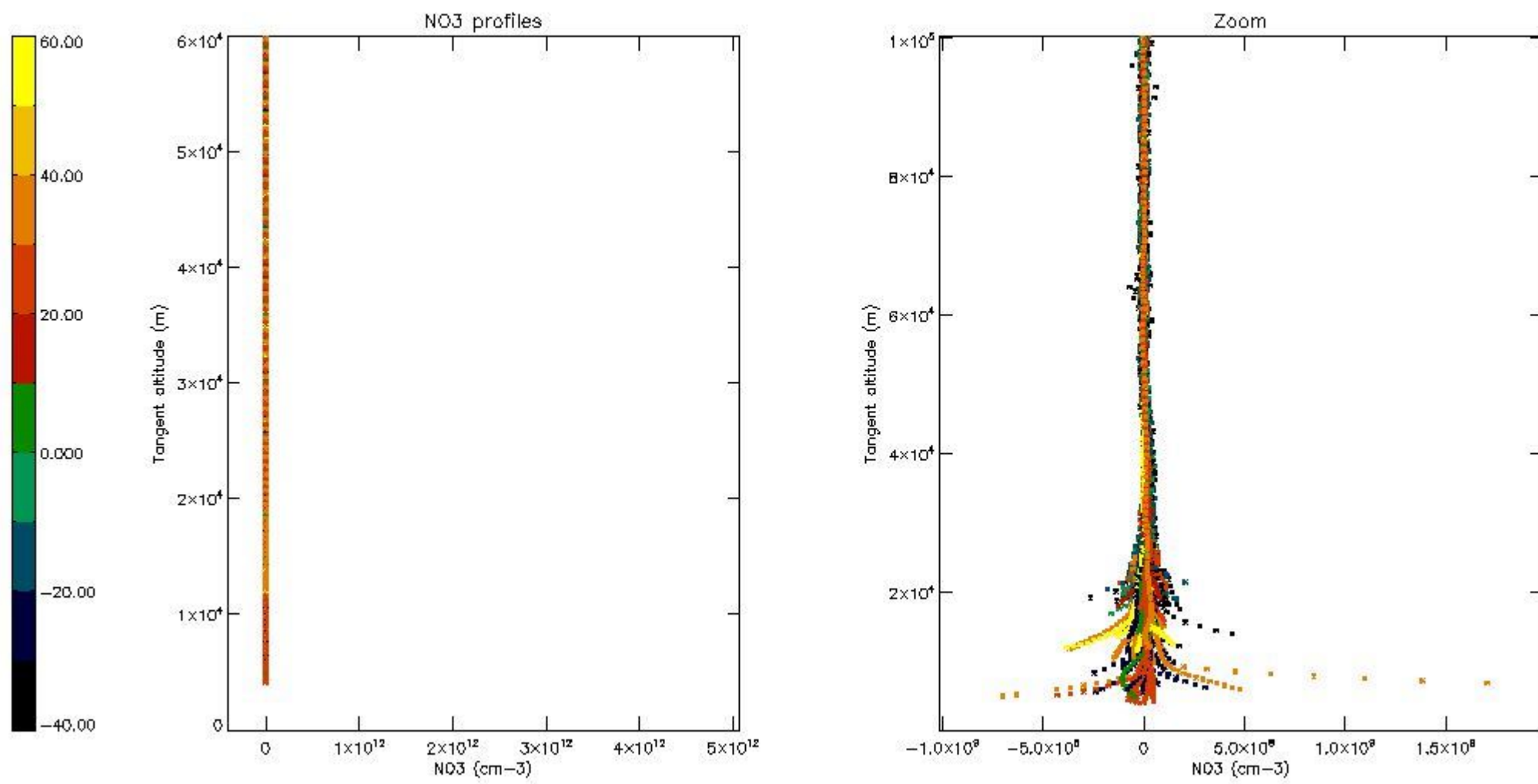
*5.6 Plot NO<sub>2</sub> profiles for all STD (dark without errors)*

The colorbar represents the latitude.



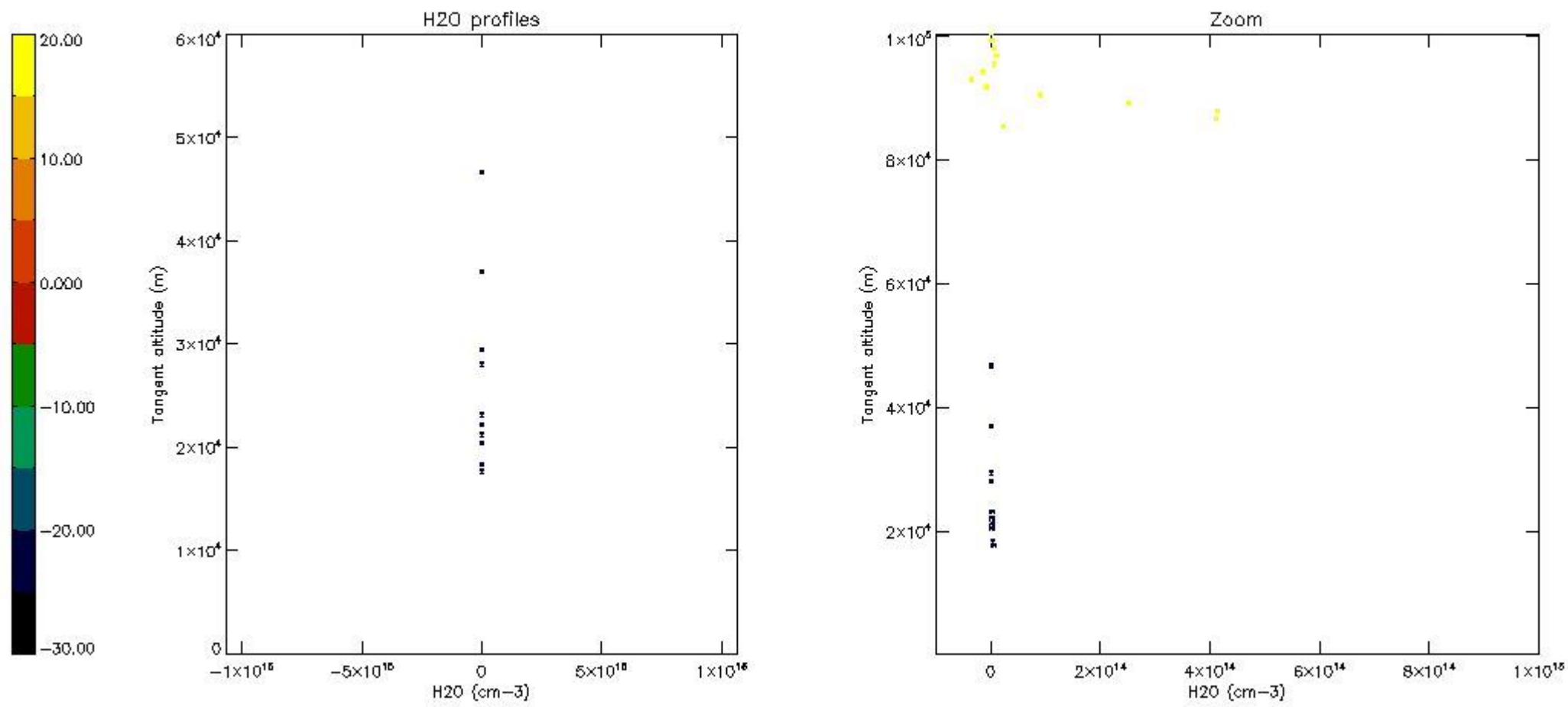
*5.7 Plot NO3 profiles for all STD (dark without errors)*

The colorbar represents the latitude.



5.8 Plot H<sub>2</sub>O profiles for all STD (only for occultations of stars 1,2,3,4,13,14,16,26,63 dark without errors)

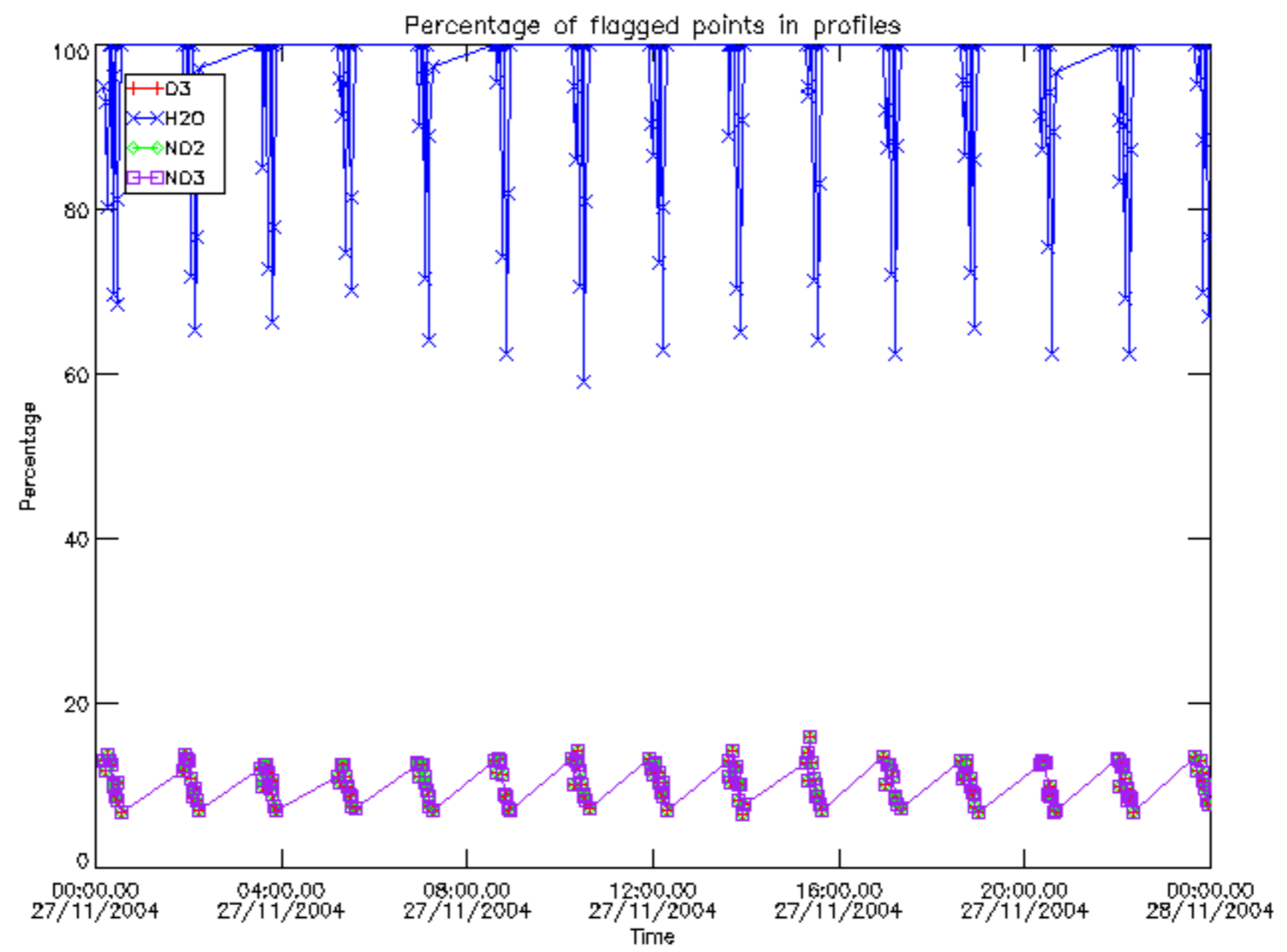
The colorbar represents the latitude.



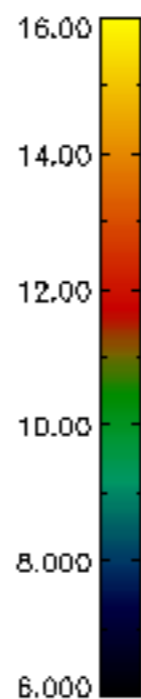
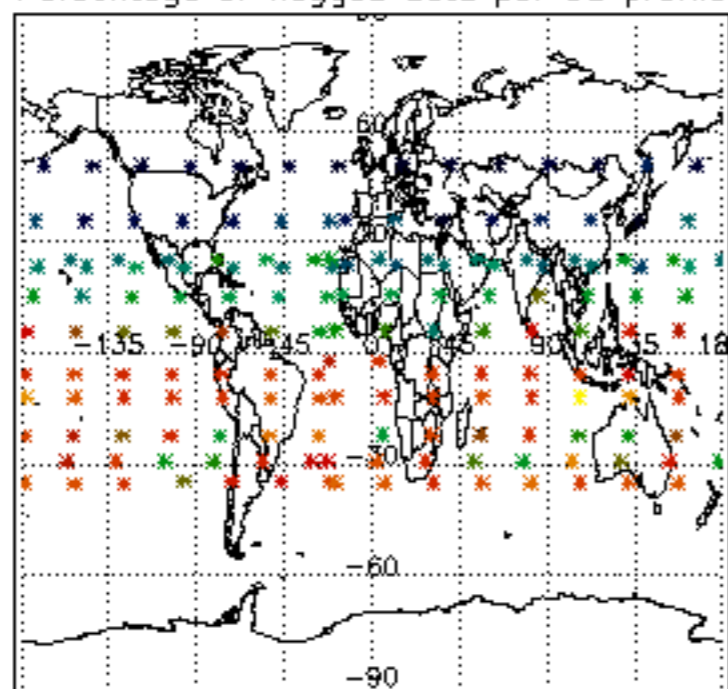
## 6. Auxiliary Data Files used for the production reported in section 2

The number reported in the third column indicates since which file (see list in section 2) the corresponding auxiliary file has been used. The fourth column is the date of those product files.

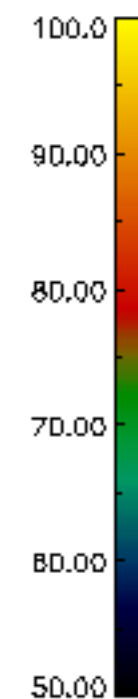
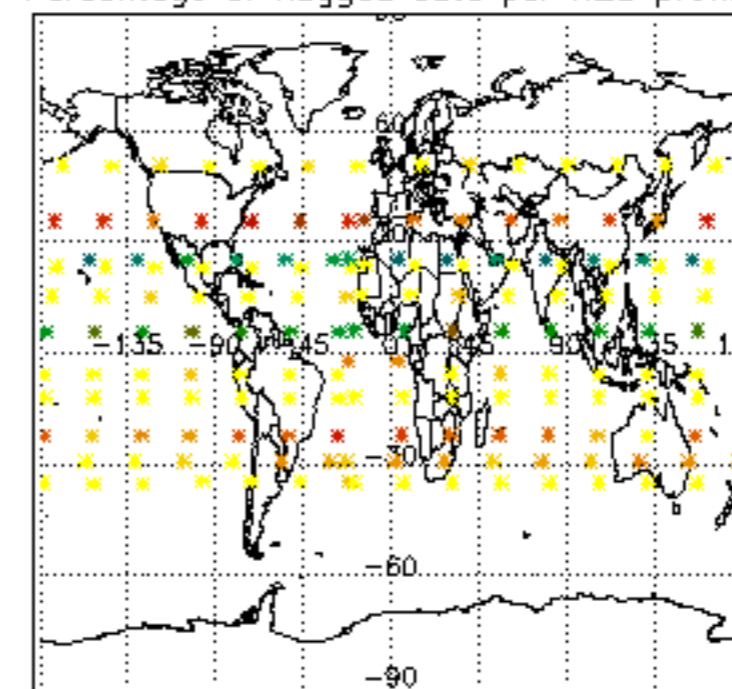
Type	Auxiliary Filename	Used since product	Used since product date
INST_PHYS_CHARACTERISTICS	GOM_INS_AXVIEC20091111_143220_20030716_120000_20500101_000000	1	27-NOV-2004 00:03:38
LEVEL-2_PROC_CONFIG	GOM_PR2_AXVIEC20091111_152718_20020301_000000_20500101_000000	1	27-NOV-2004 00:03:38
CROSS_SECTIONS_FILE	GOM_CRS_AXVIEC20091111_154832_20020301_000000_20500101_000000	1	27-NOV-2004 00:03:38



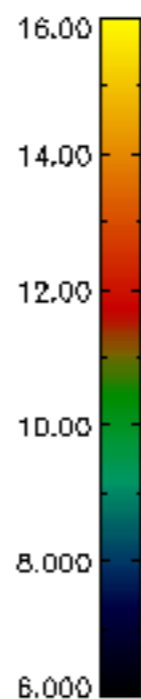
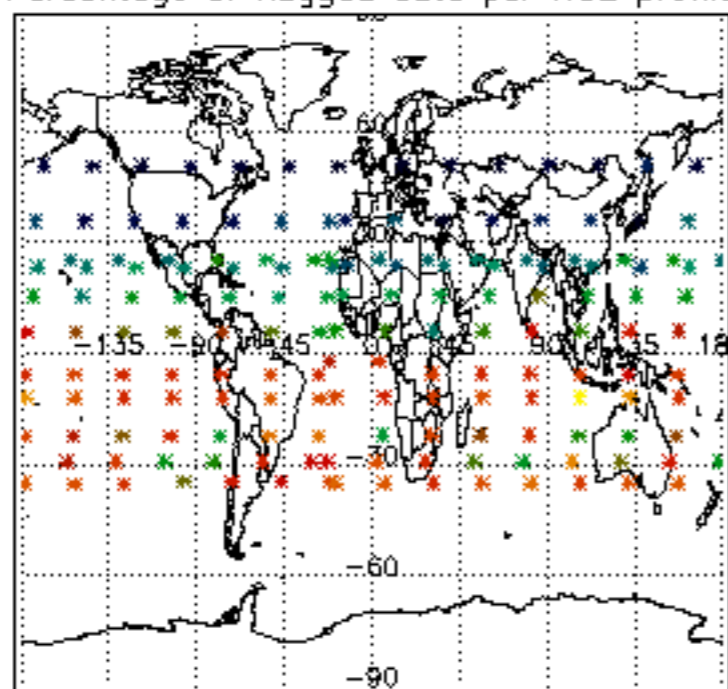
Percentage of flagged data per D3 profile



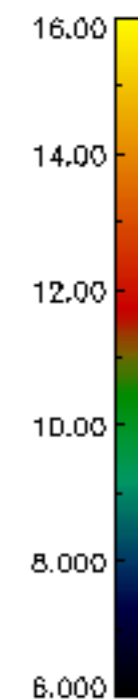
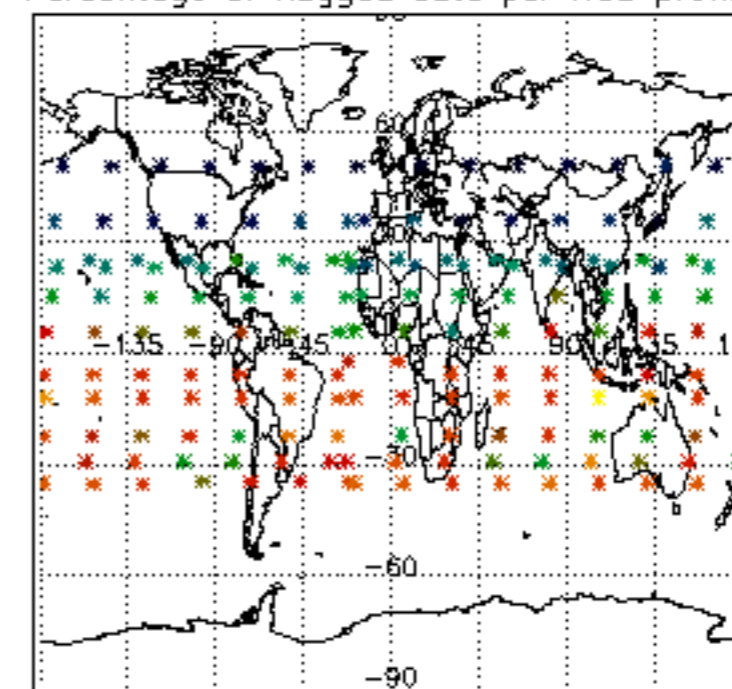
Percentage of flagged data per H2O profile



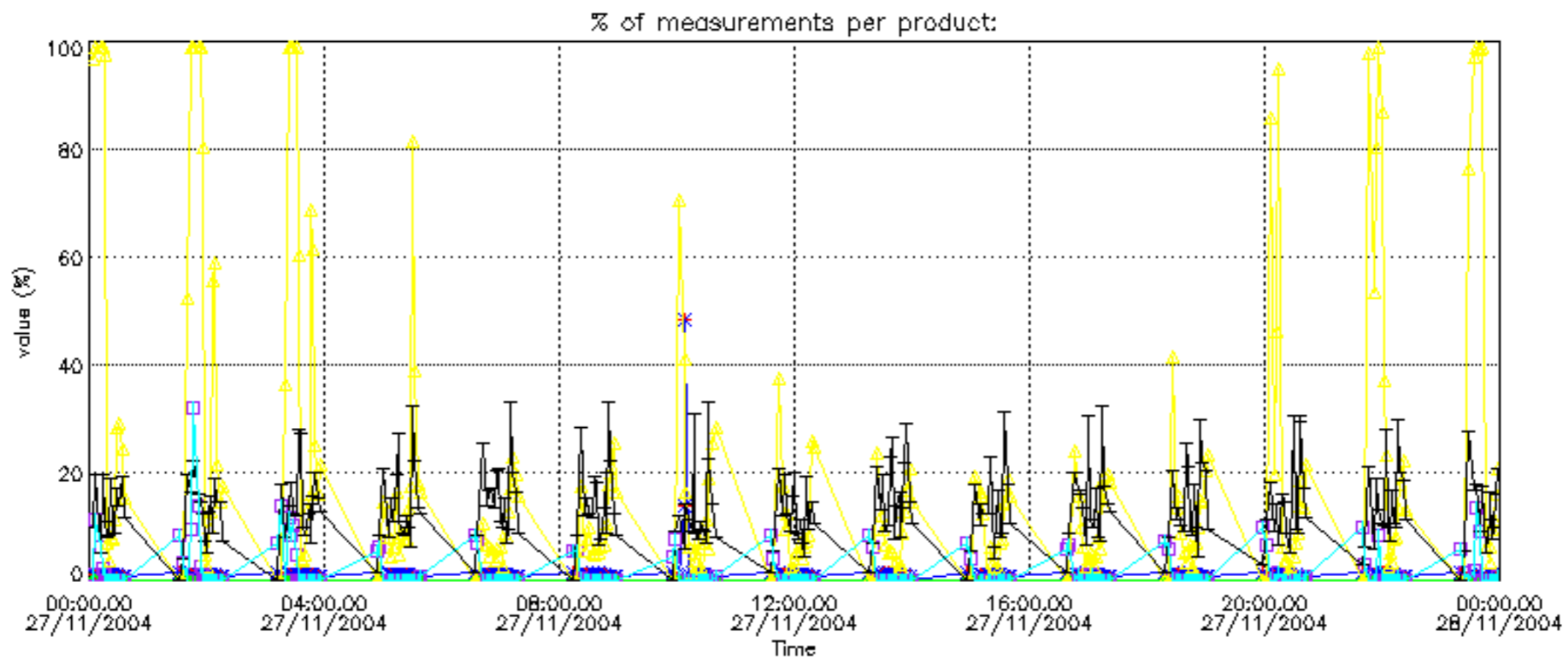
Percentage of flagged data per NO2 profile

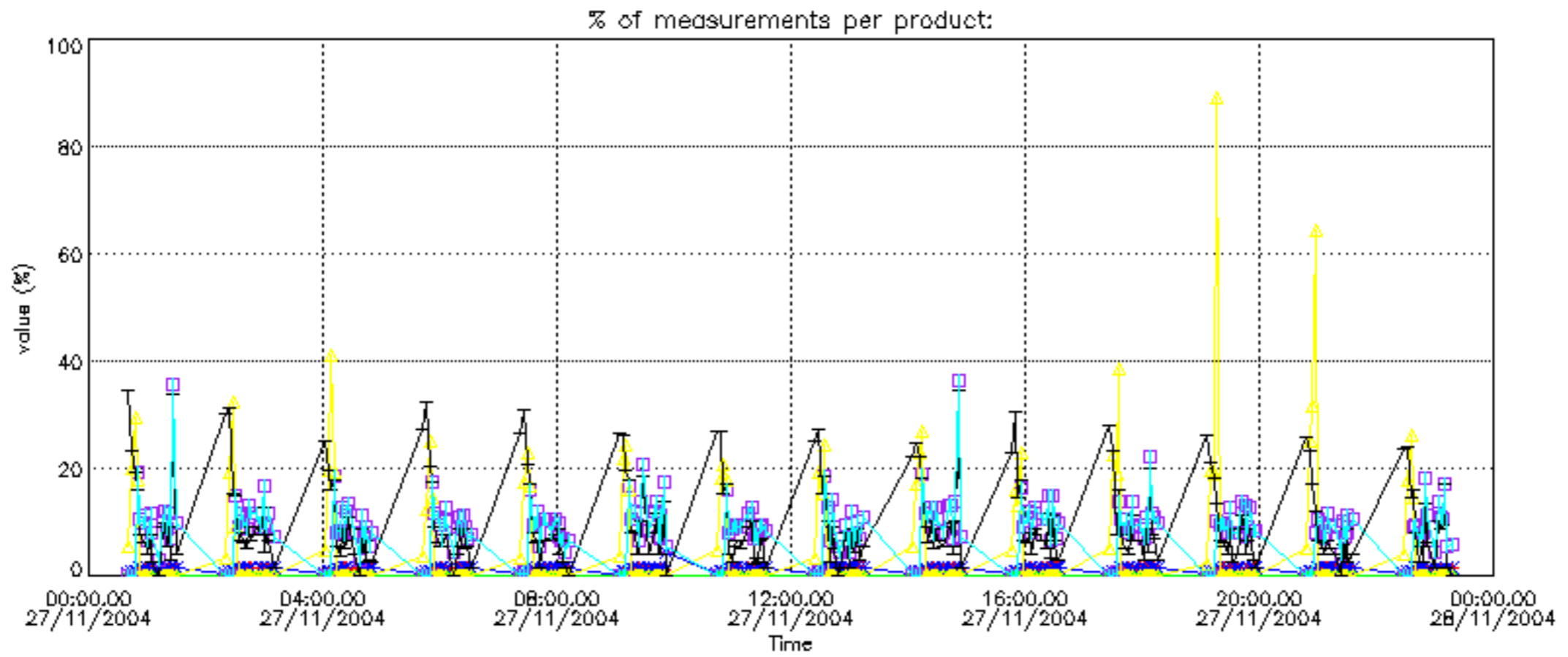


Percentage of flagged data per NO3 profile

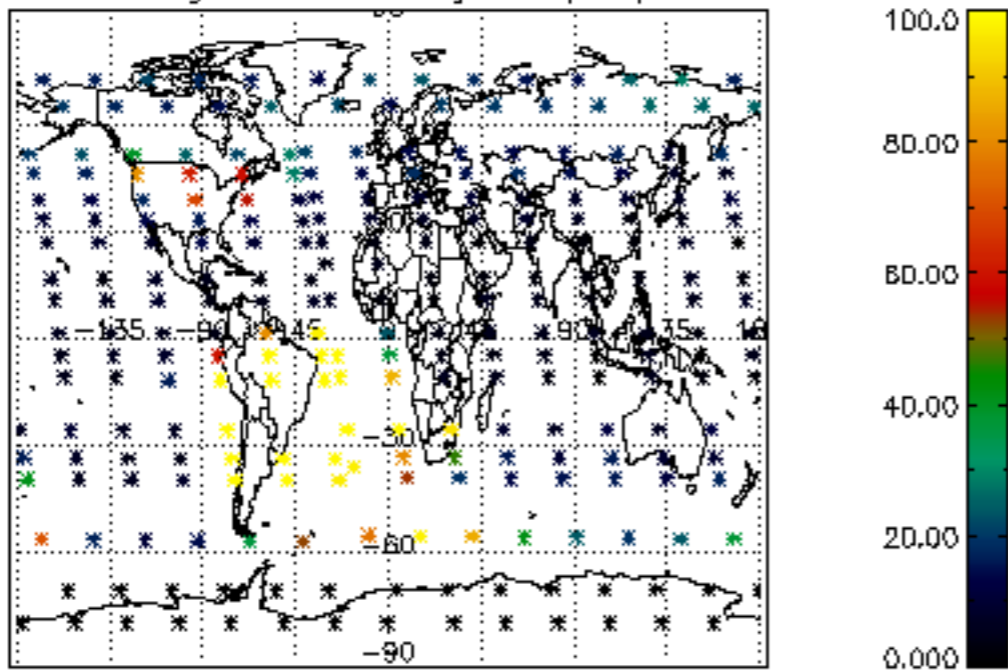




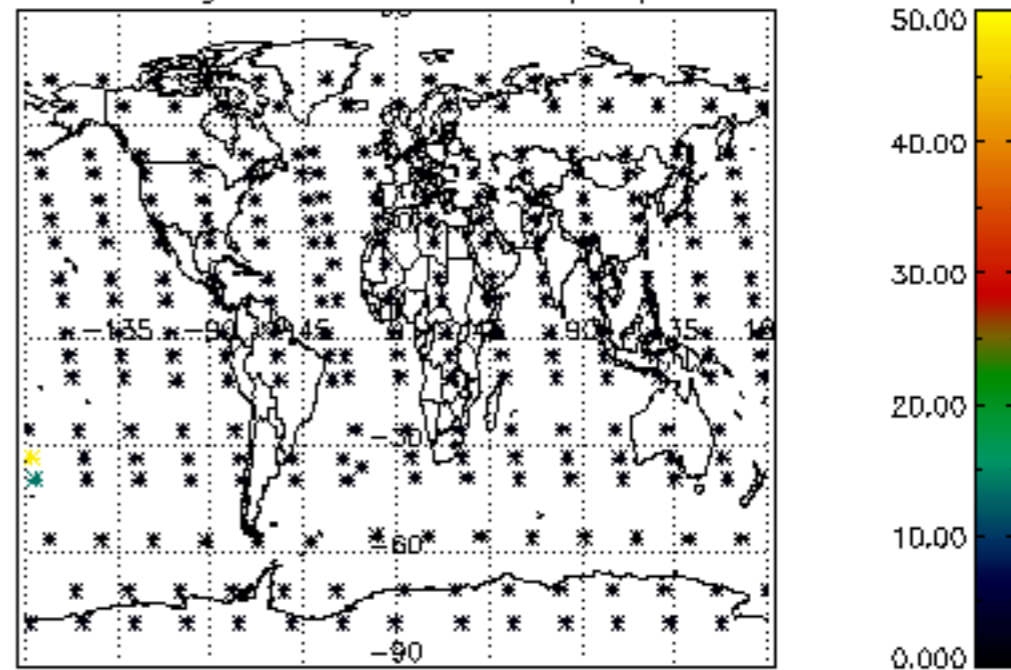




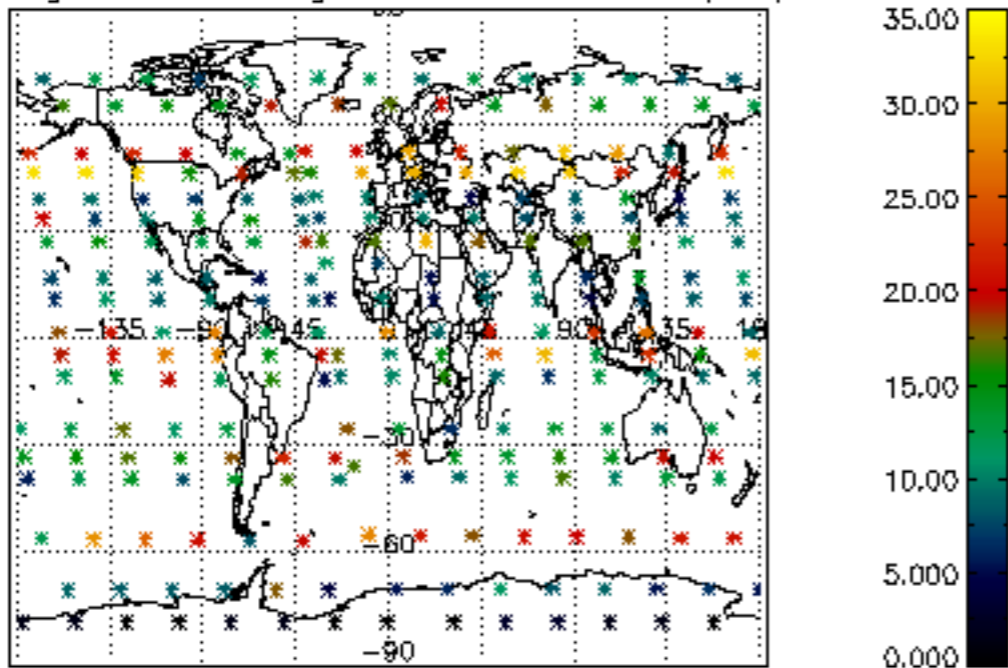
Percentage of cosmic ray hits per profile



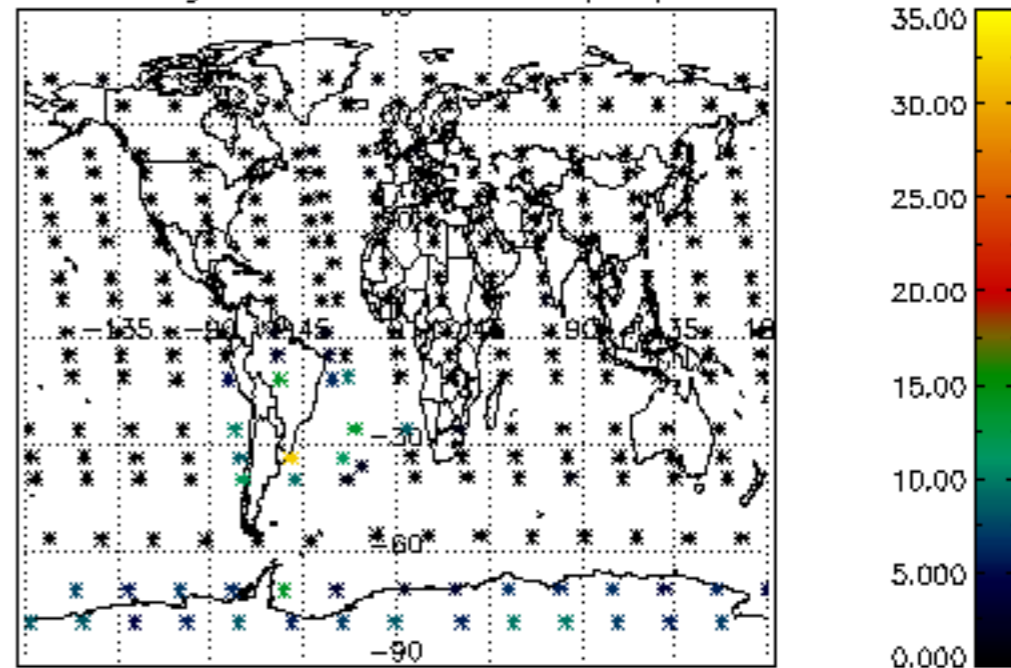
Percentage of datation errors per profile



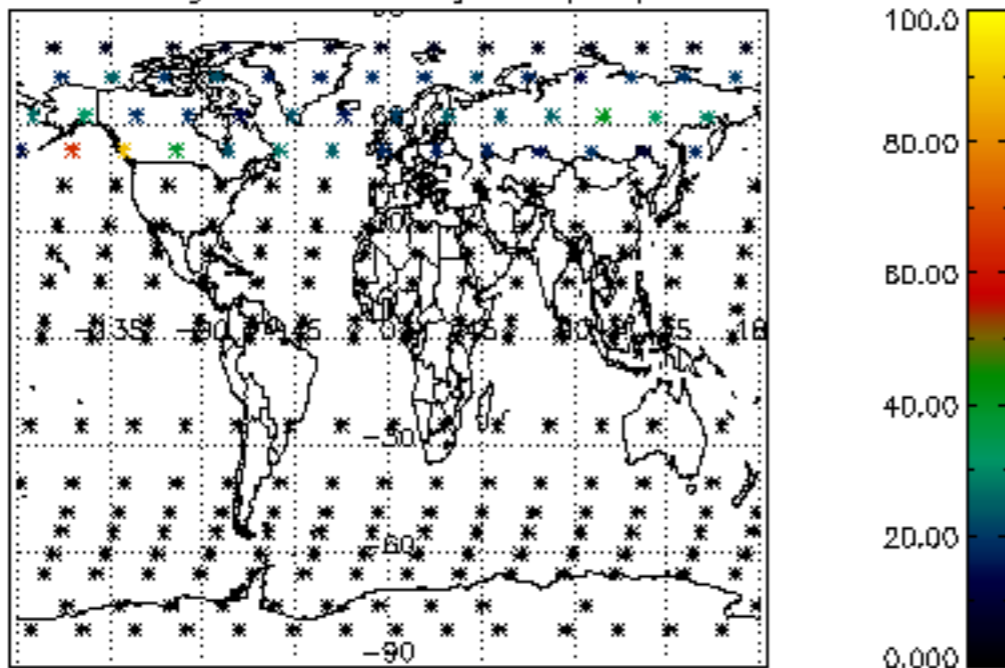
Percentage of star falling outside central band per profile



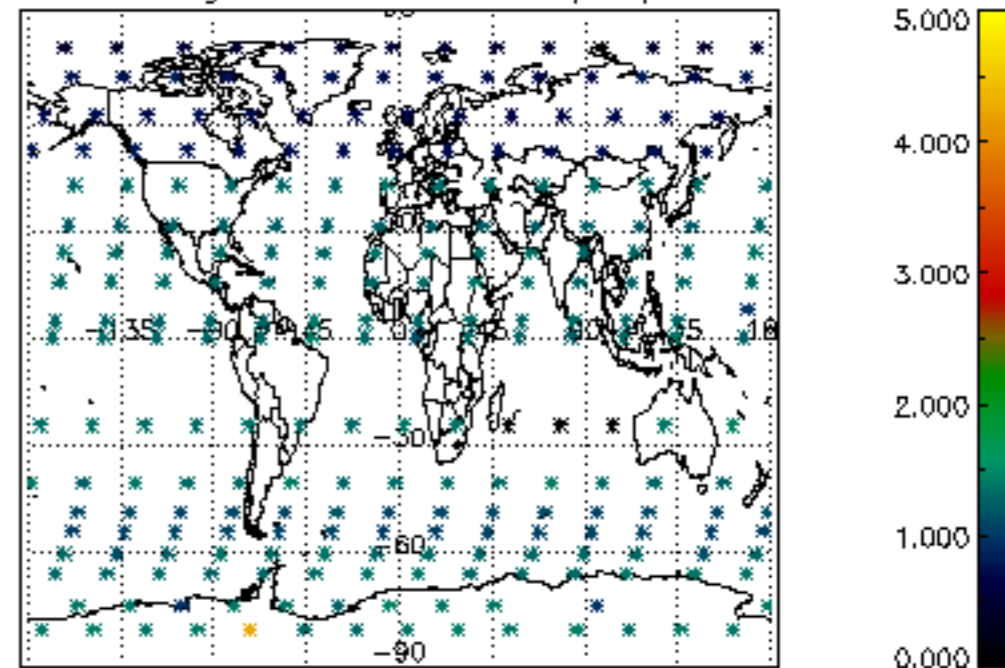
Percentage of saturation errors per profile



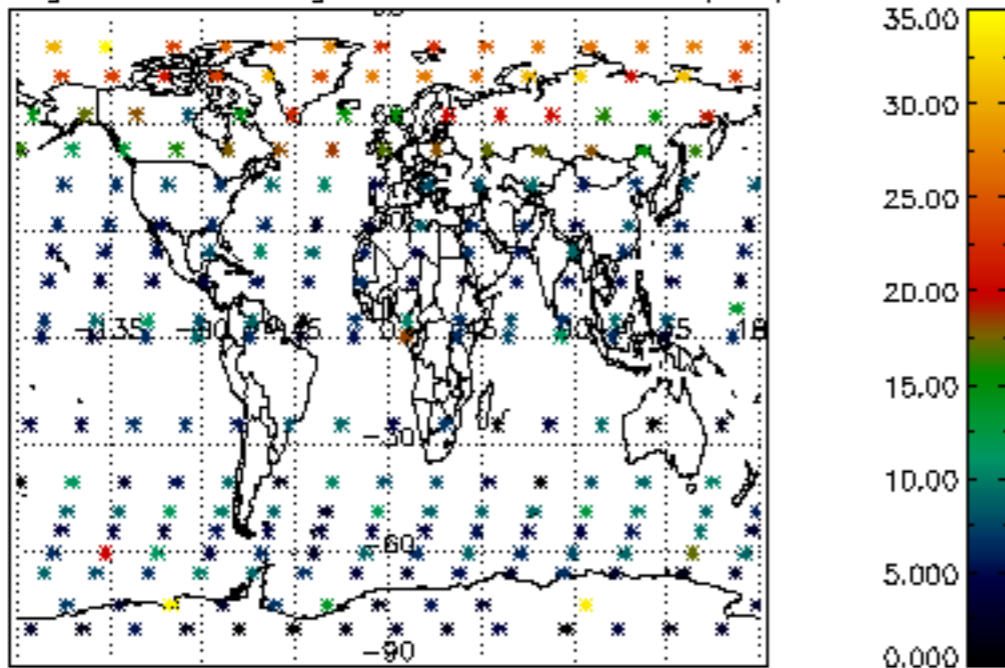
Percentage of cosmic ray hits per profile



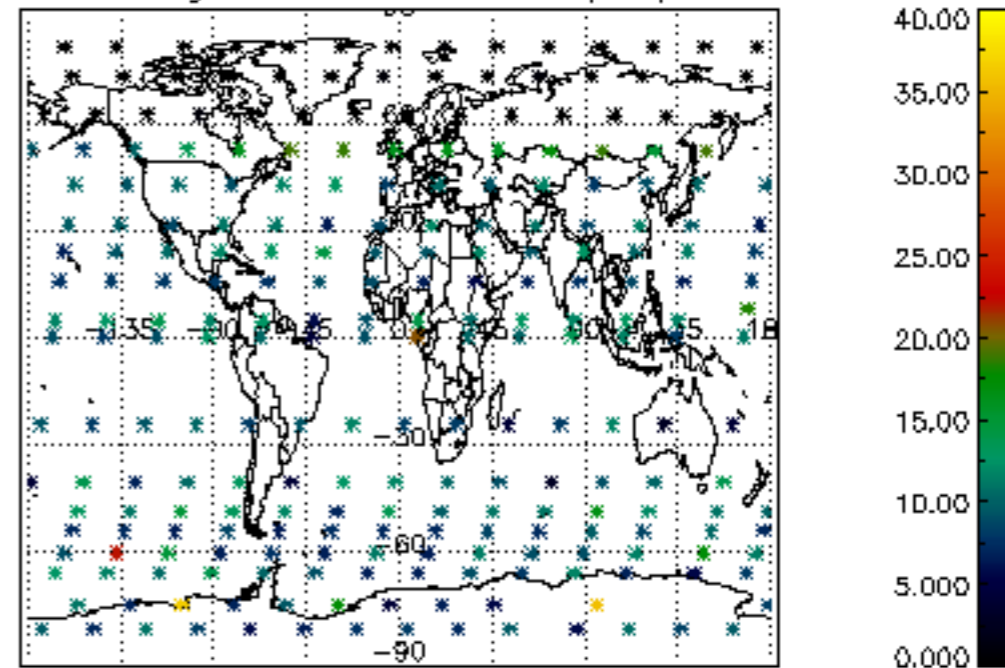
Percentage of datation errors per profile

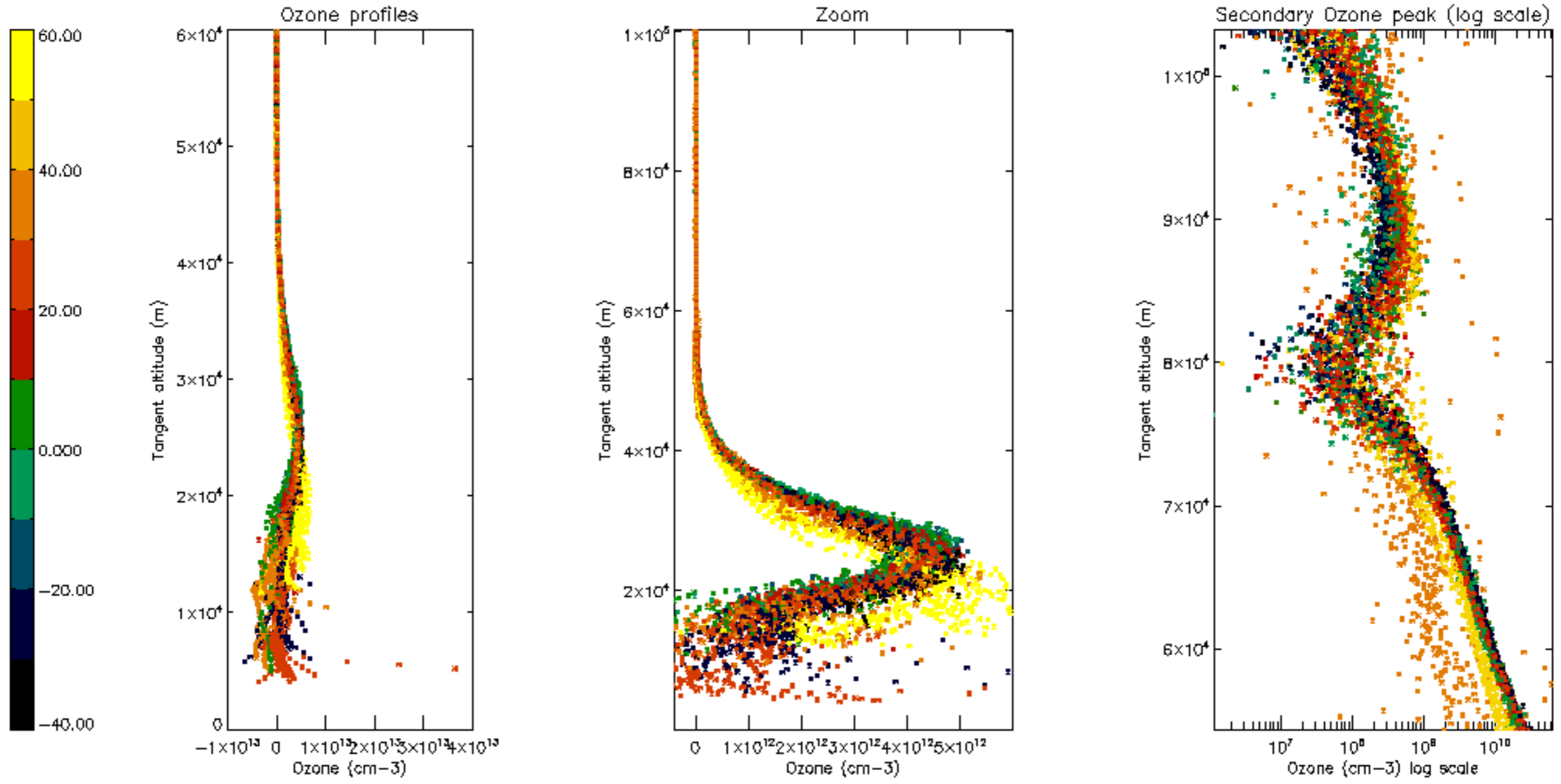


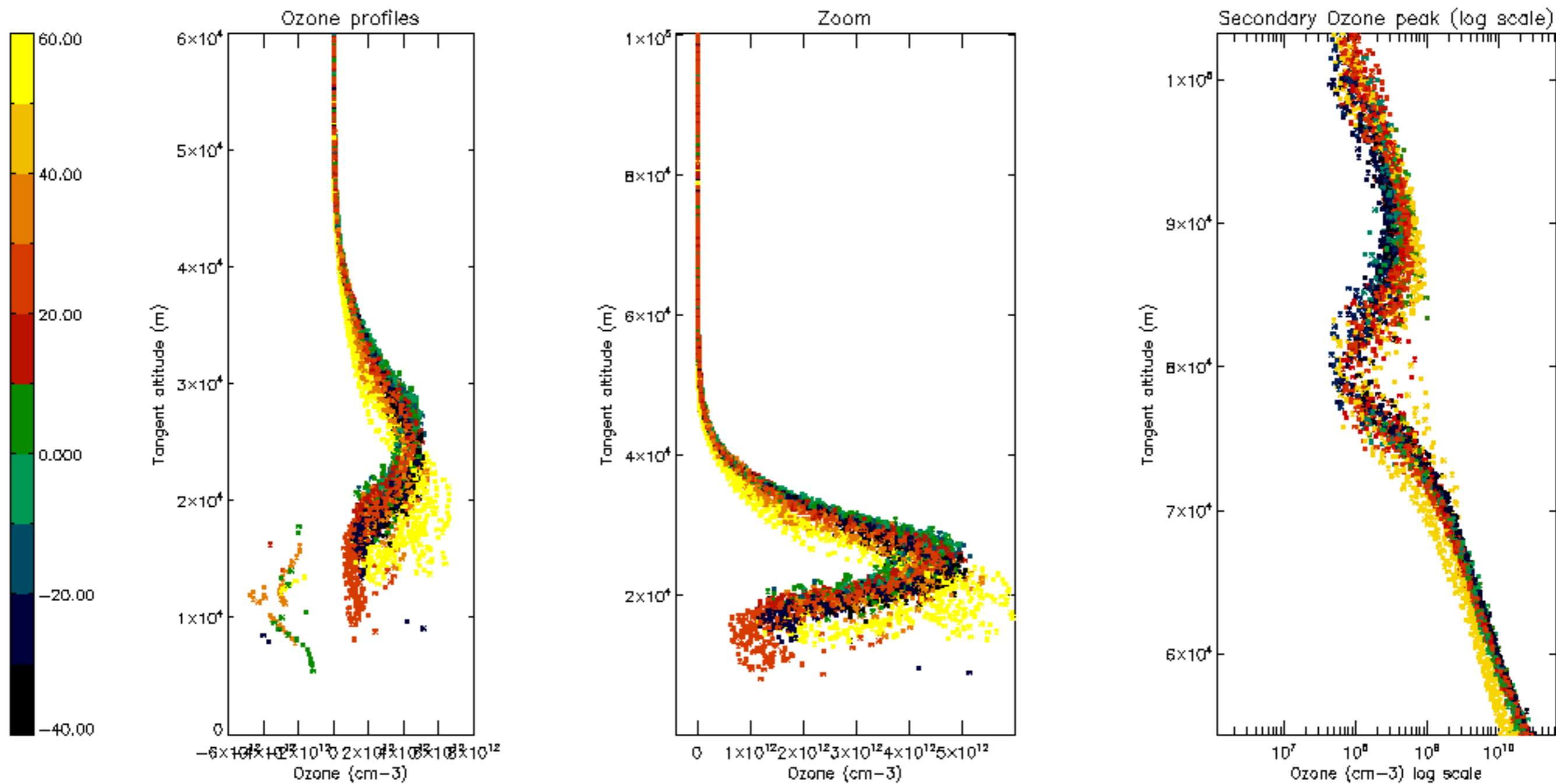
Percentage of star falling outside central band per profile

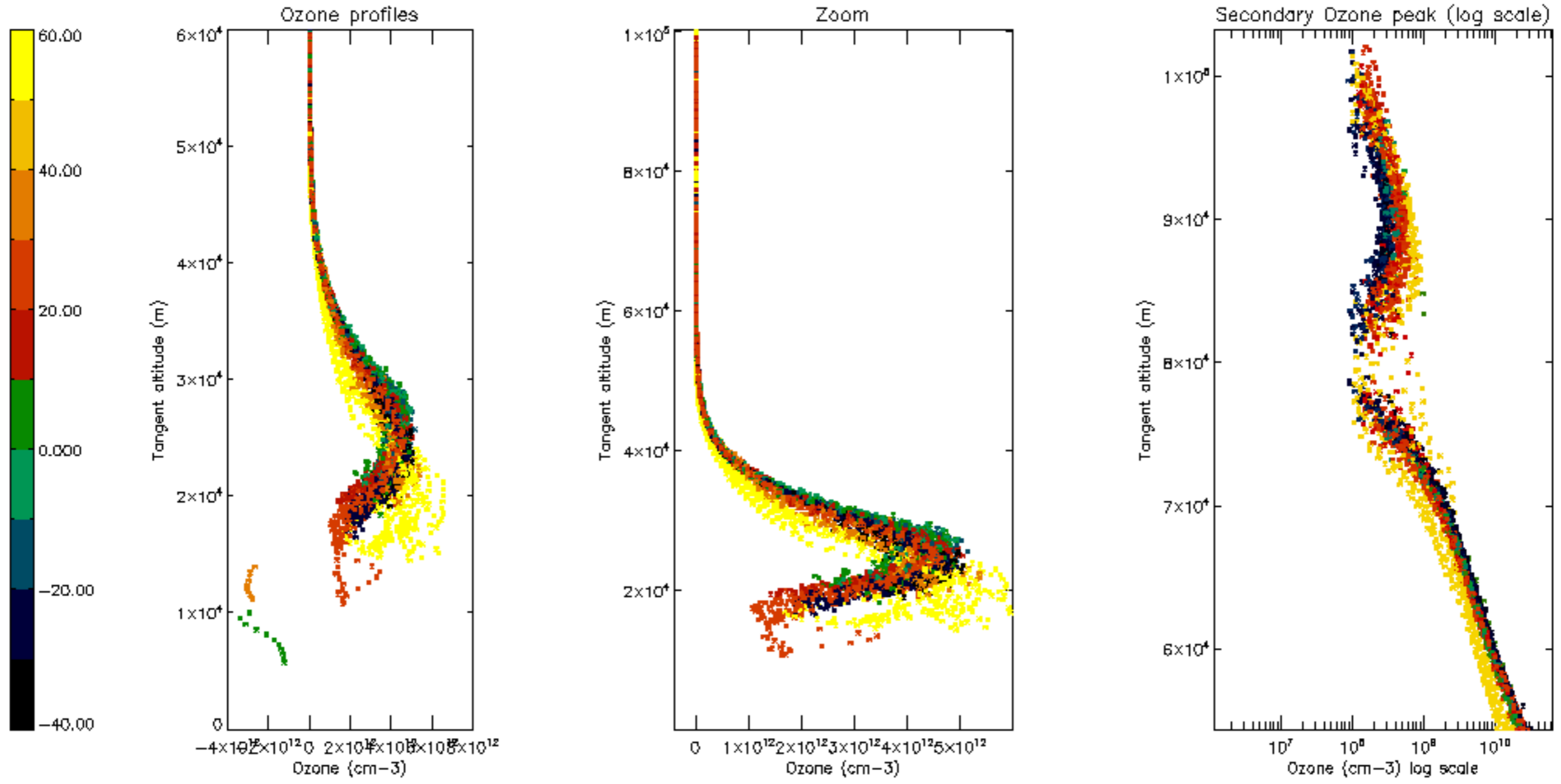


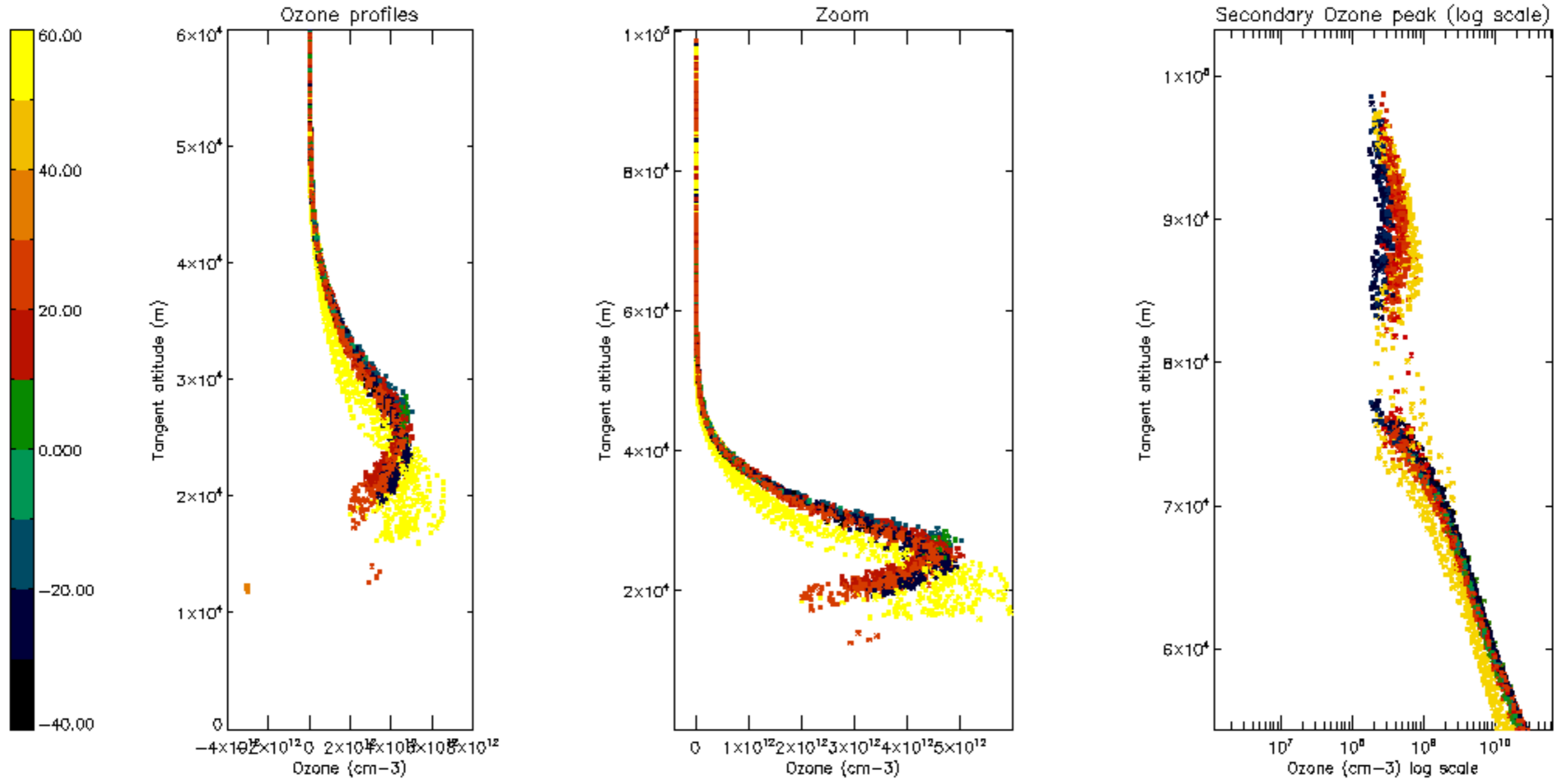
Percentage of saturation errors per profile



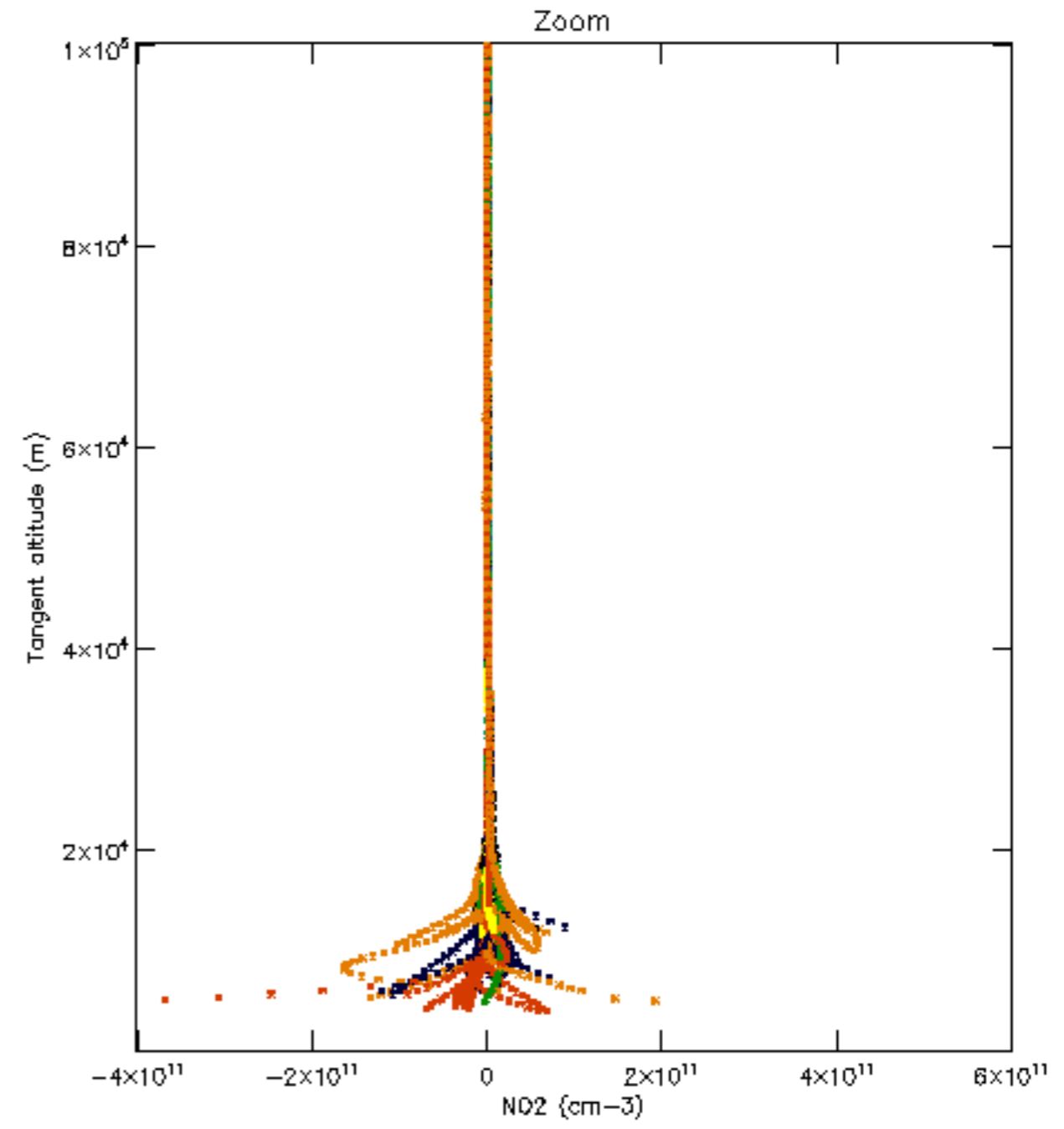
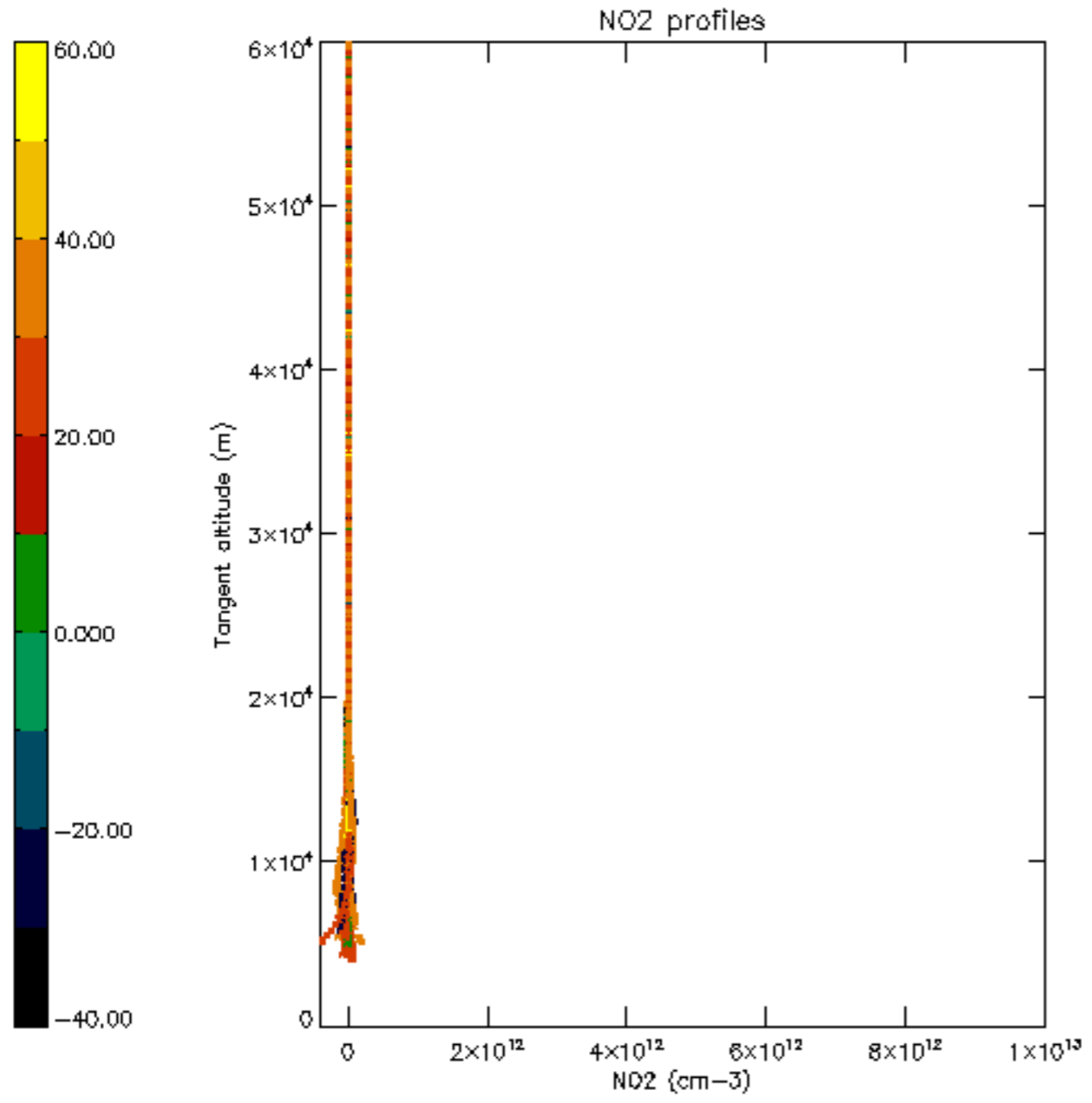


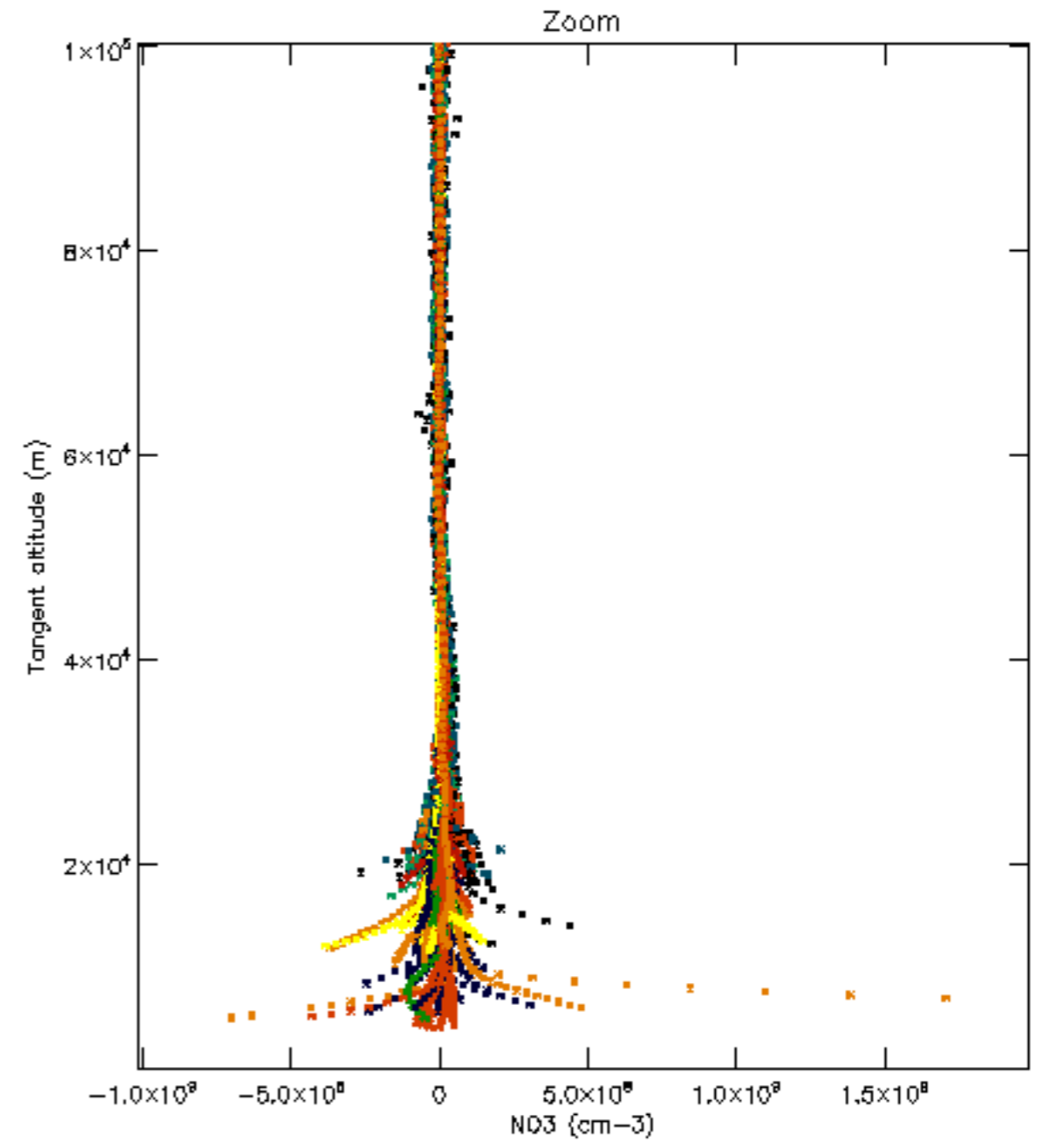
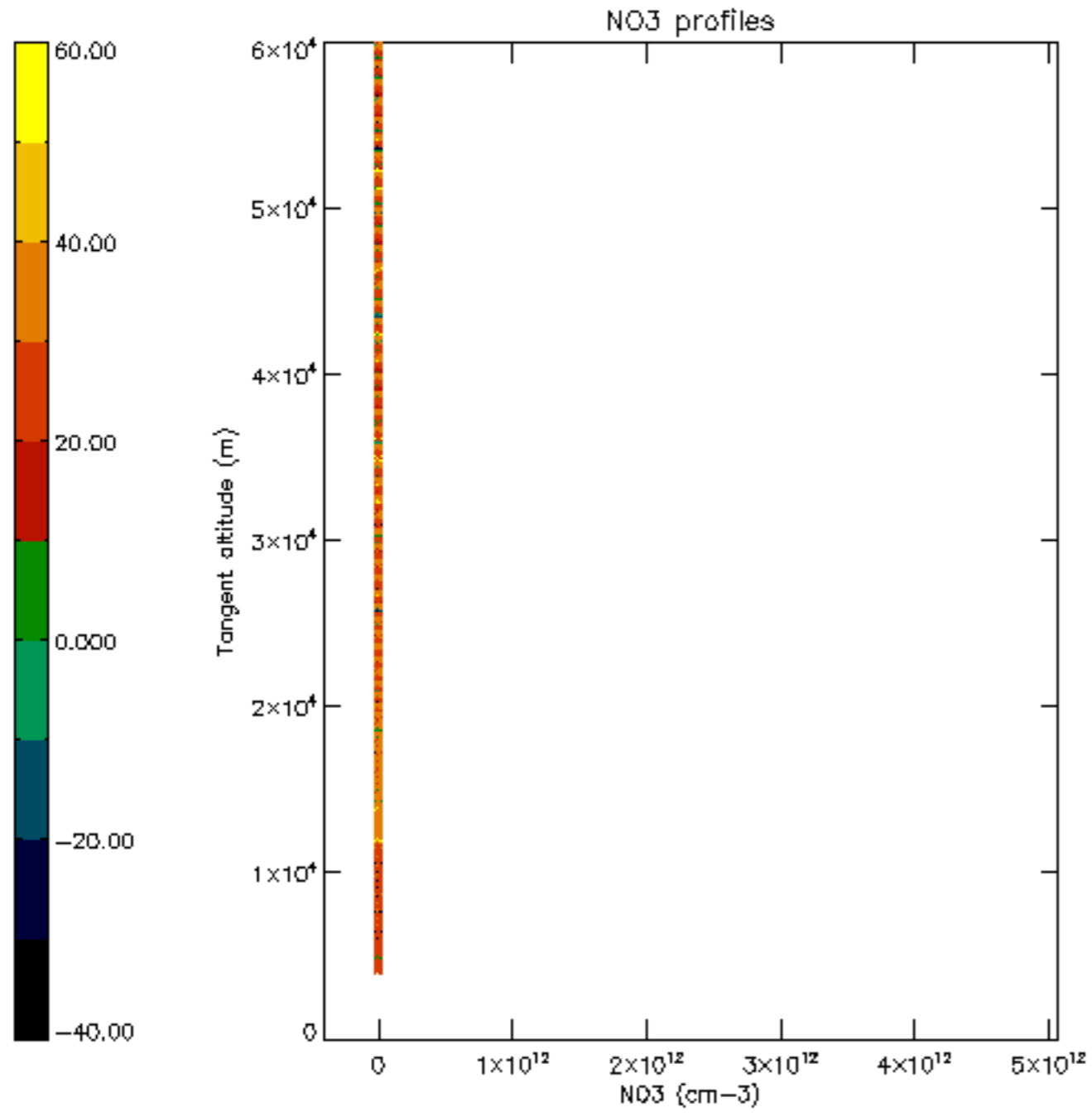


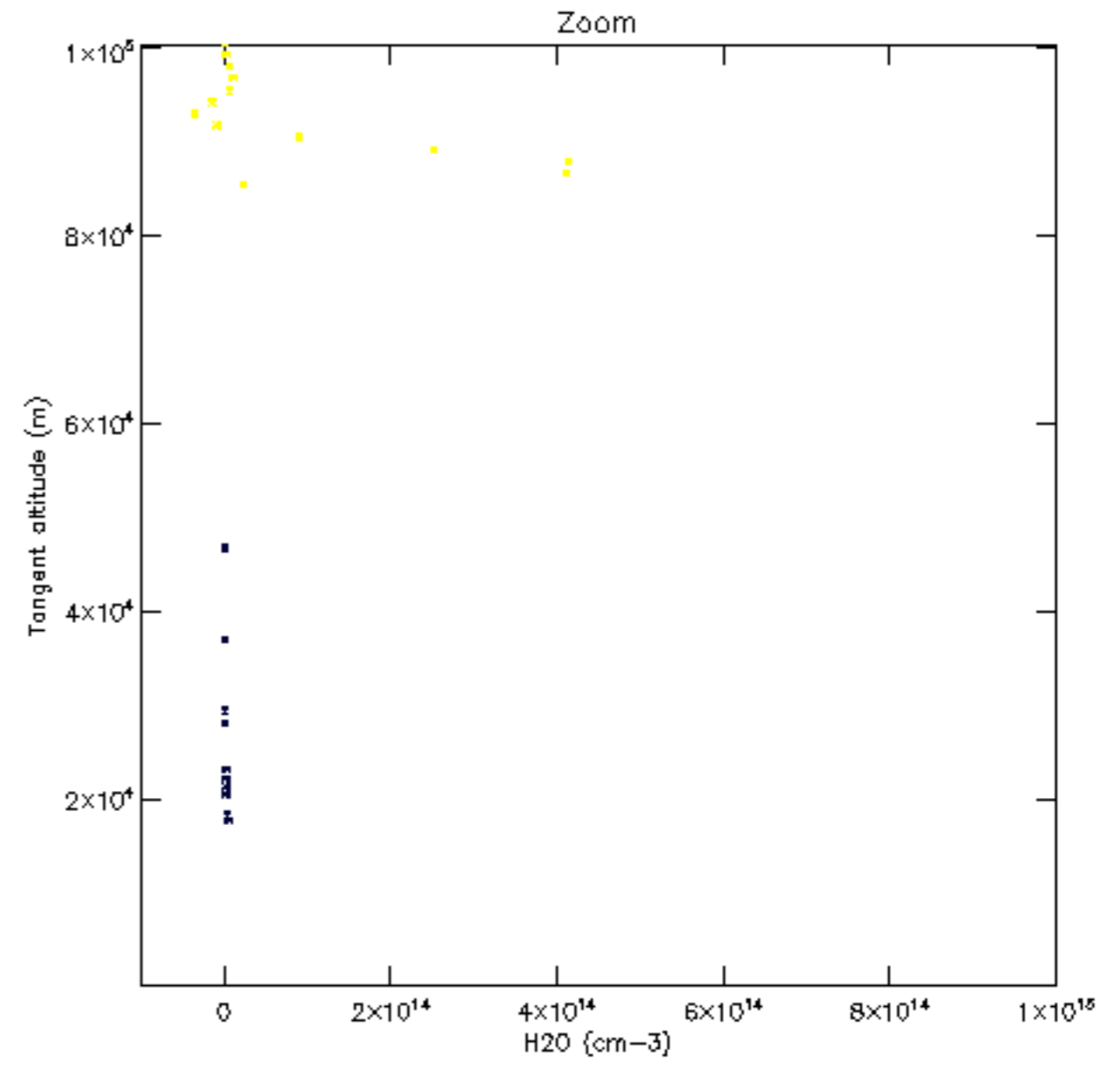
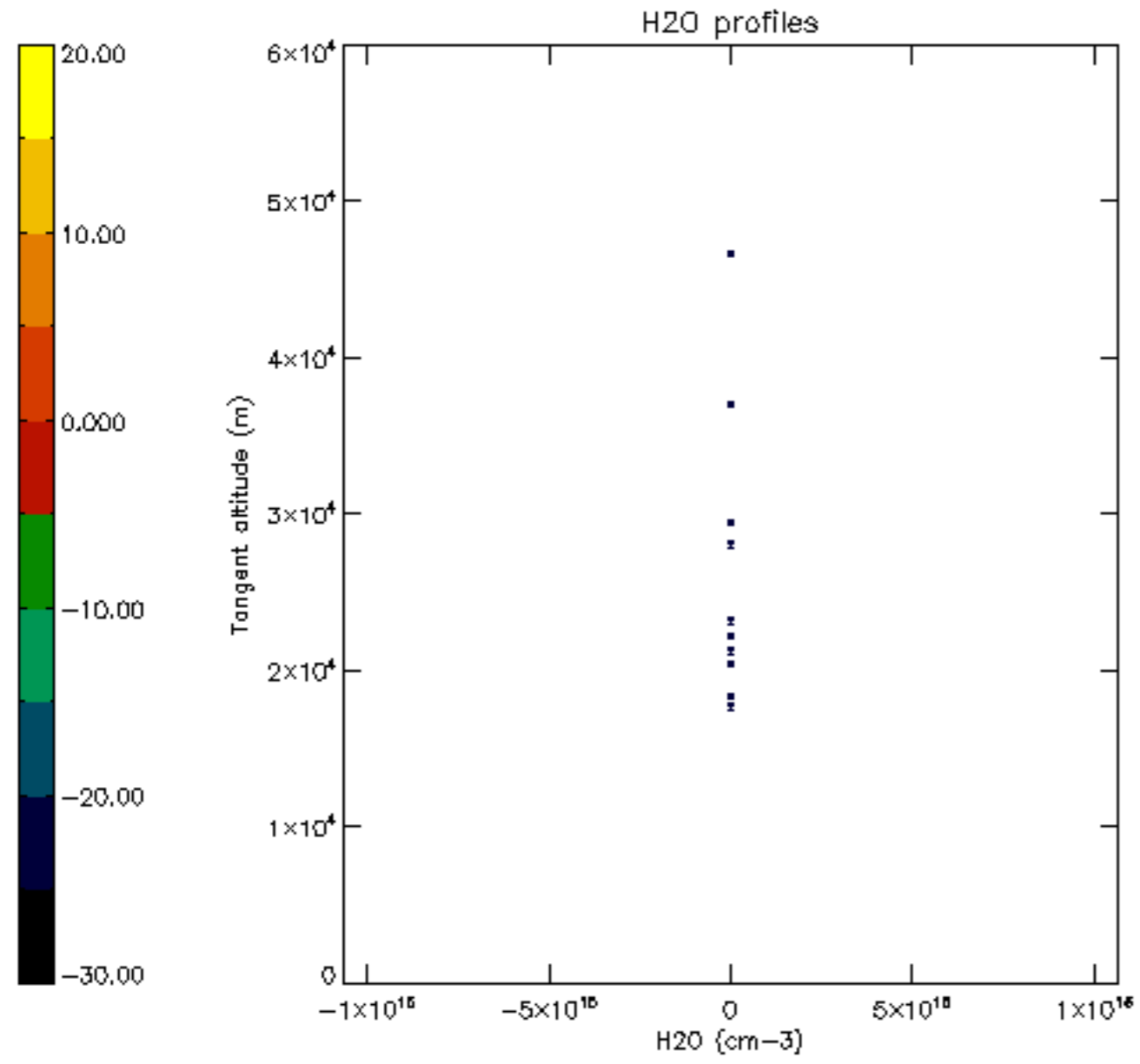


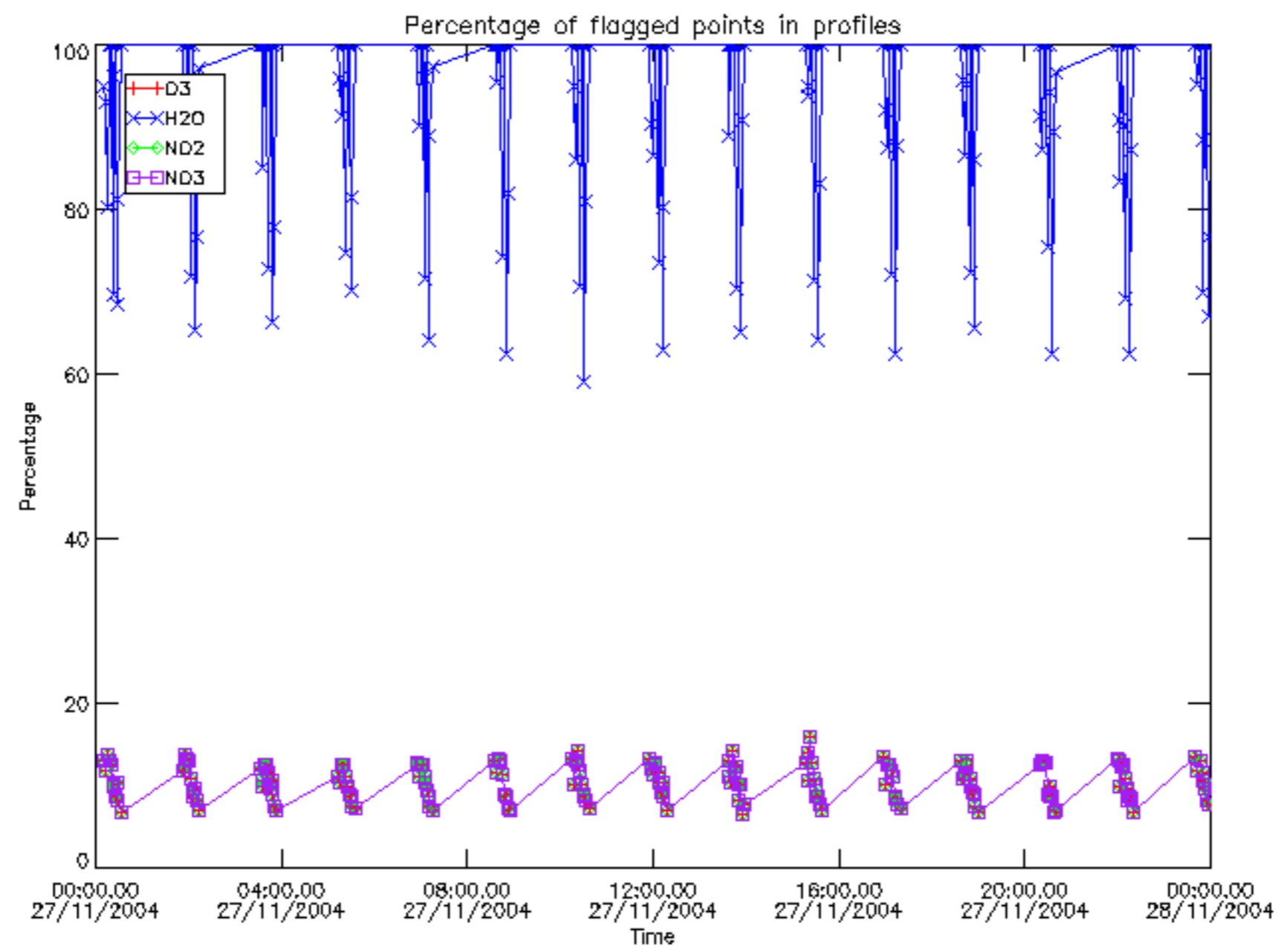




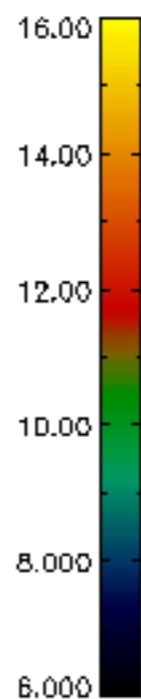
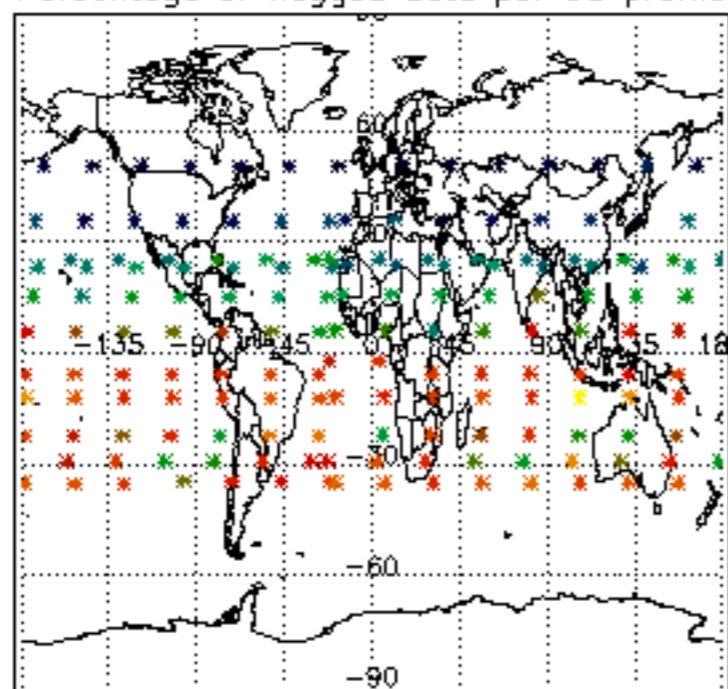




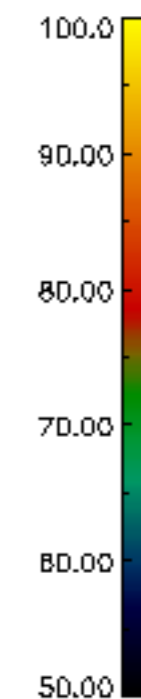
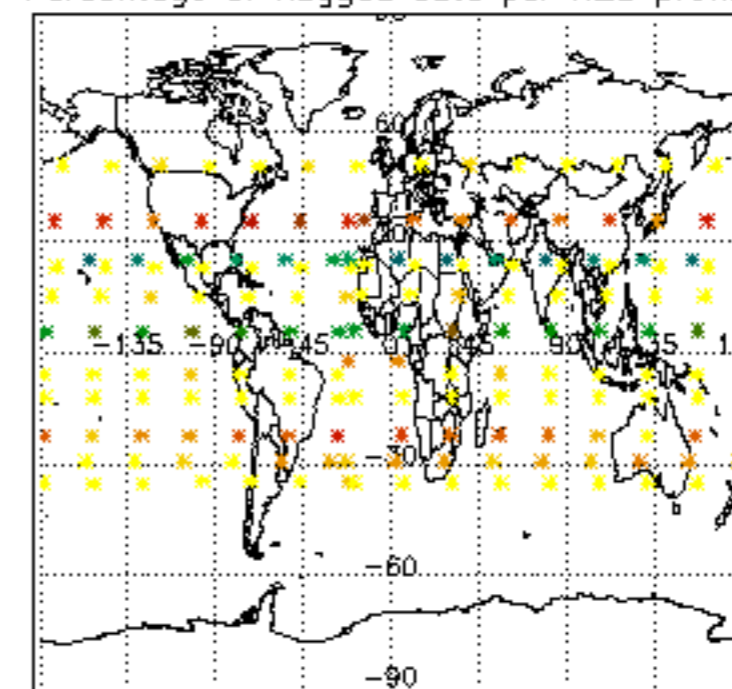




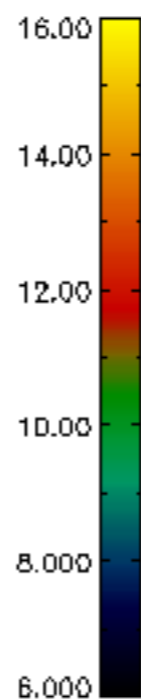
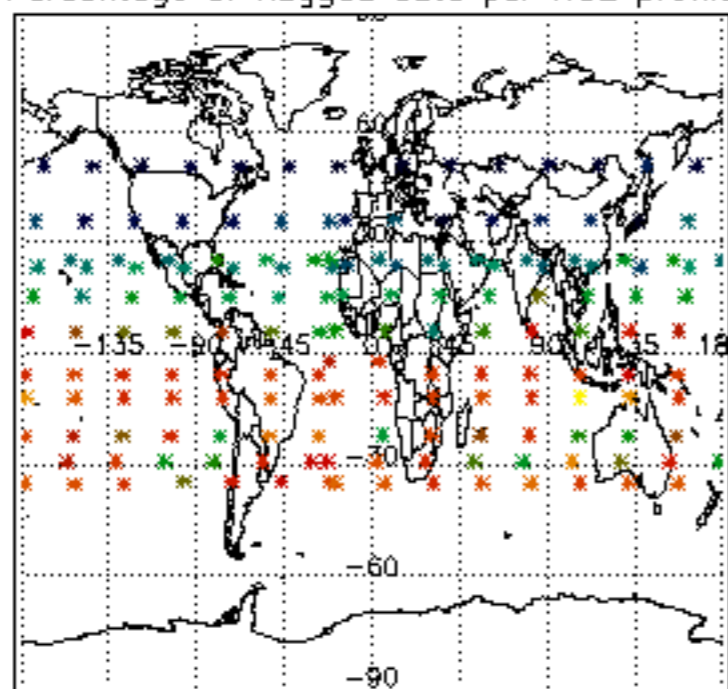
Percentage of flagged data per D3 profile



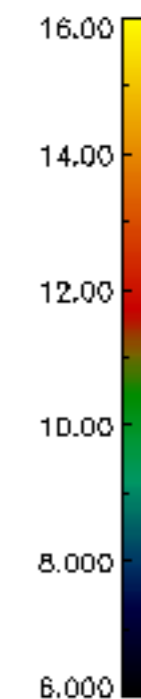
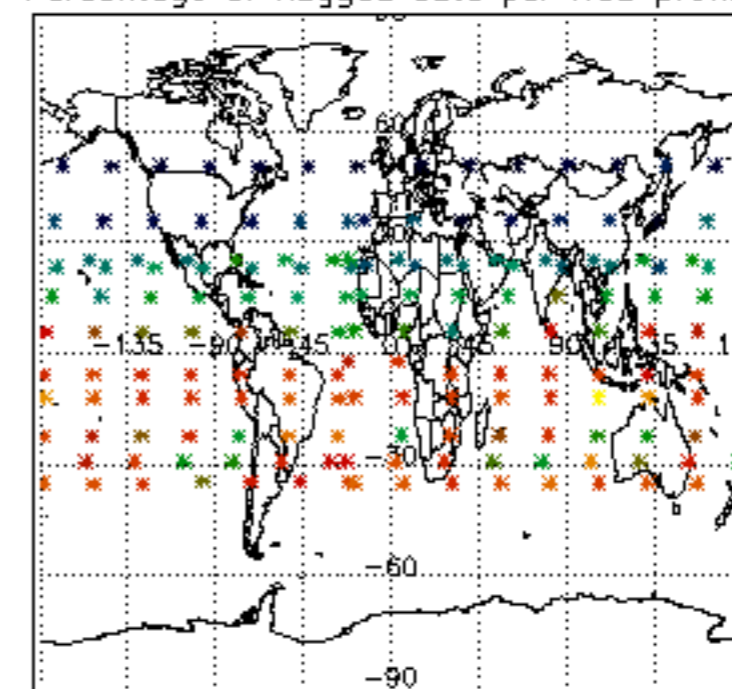
Percentage of flagged data per H2O profile

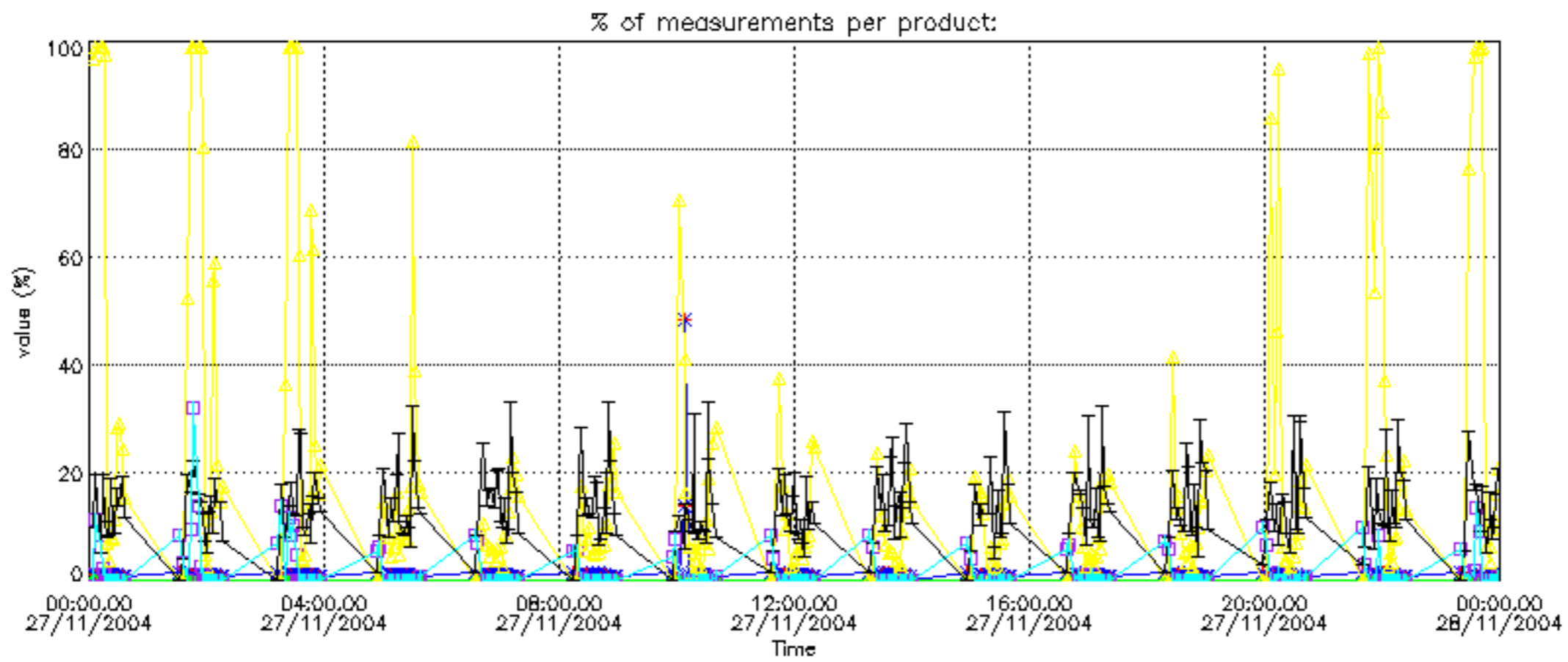


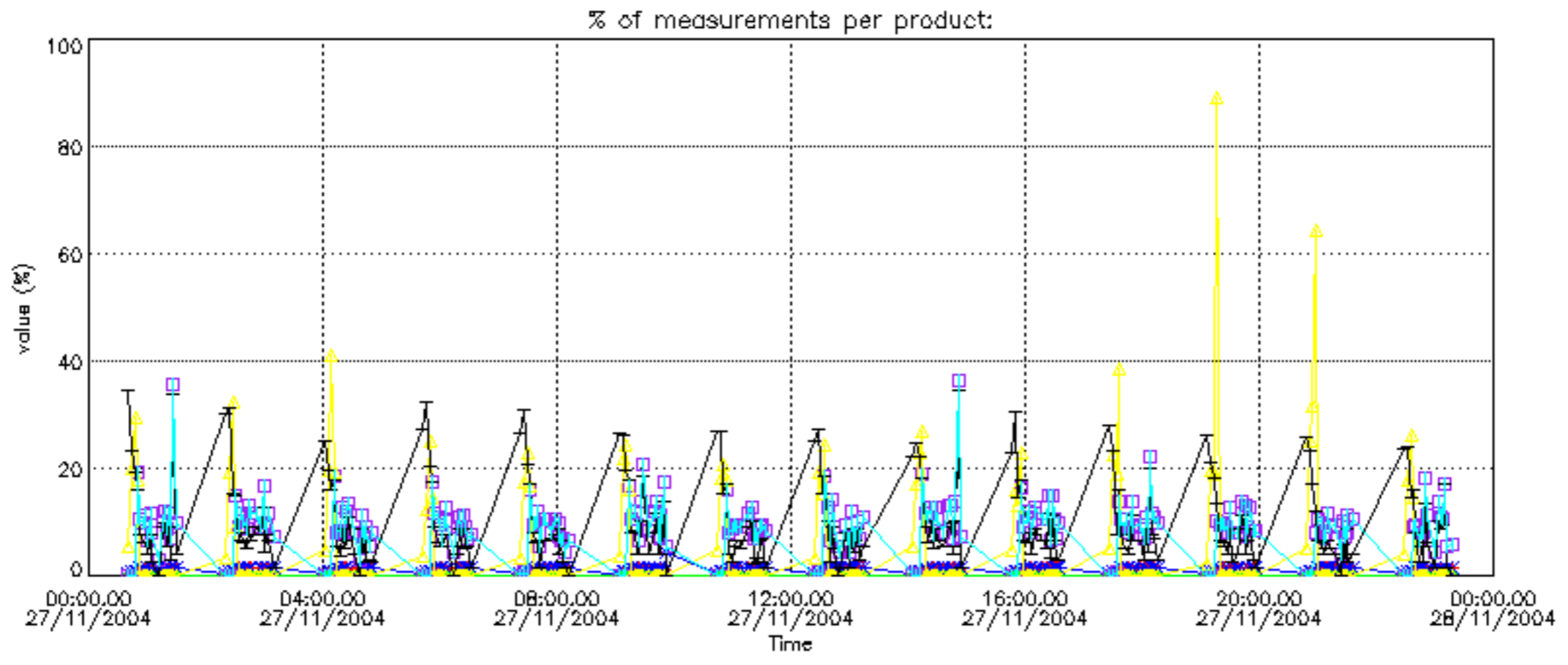
Percentage of flagged data per NO2 profile



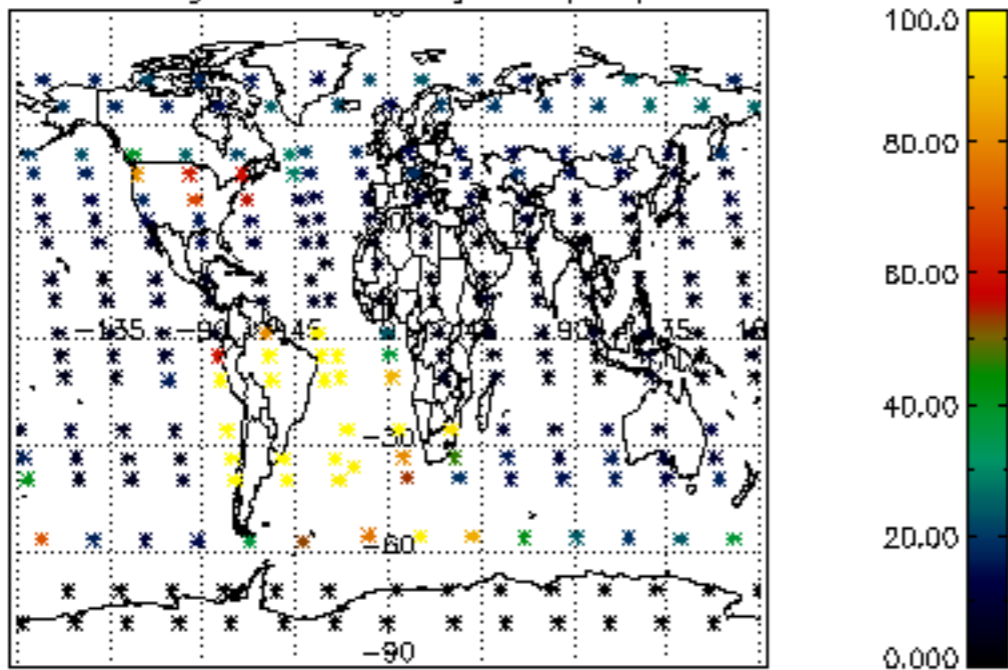
Percentage of flagged data per NO3 profile



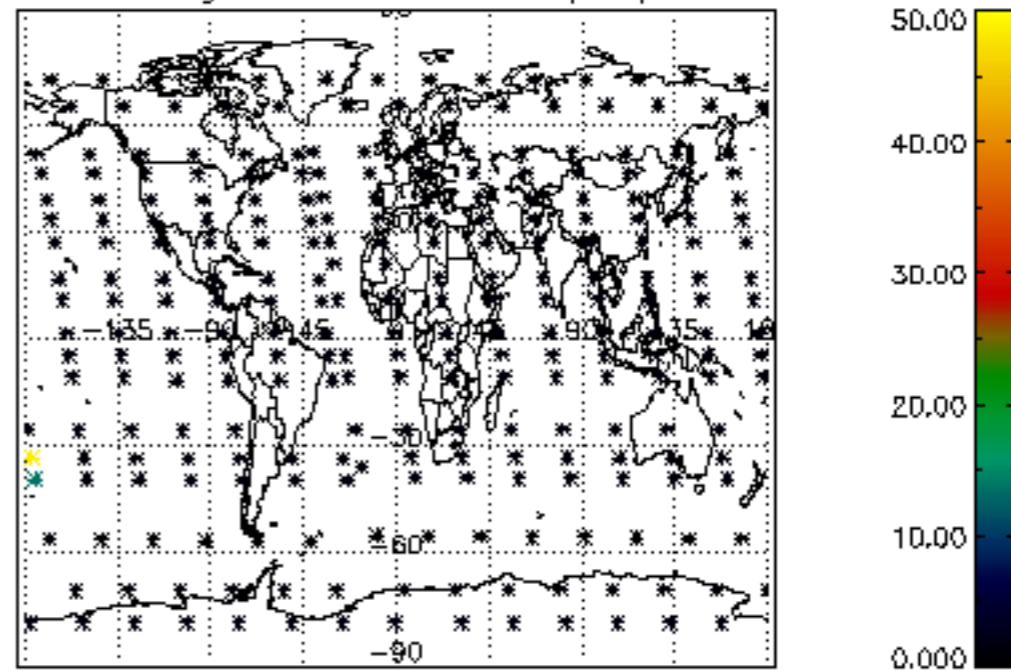




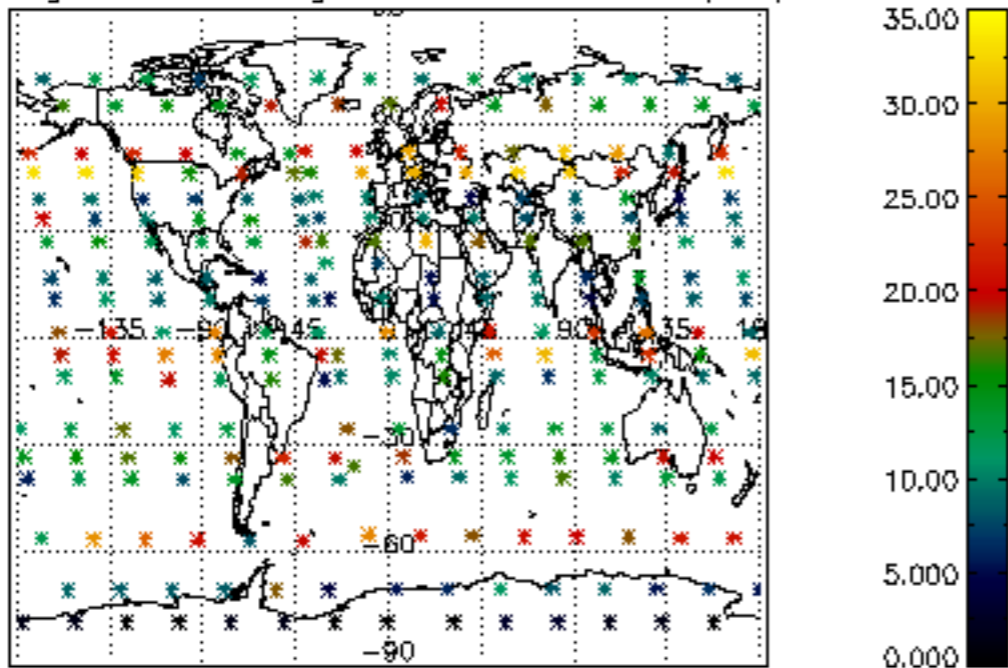
Percentage of cosmic ray hits per profile



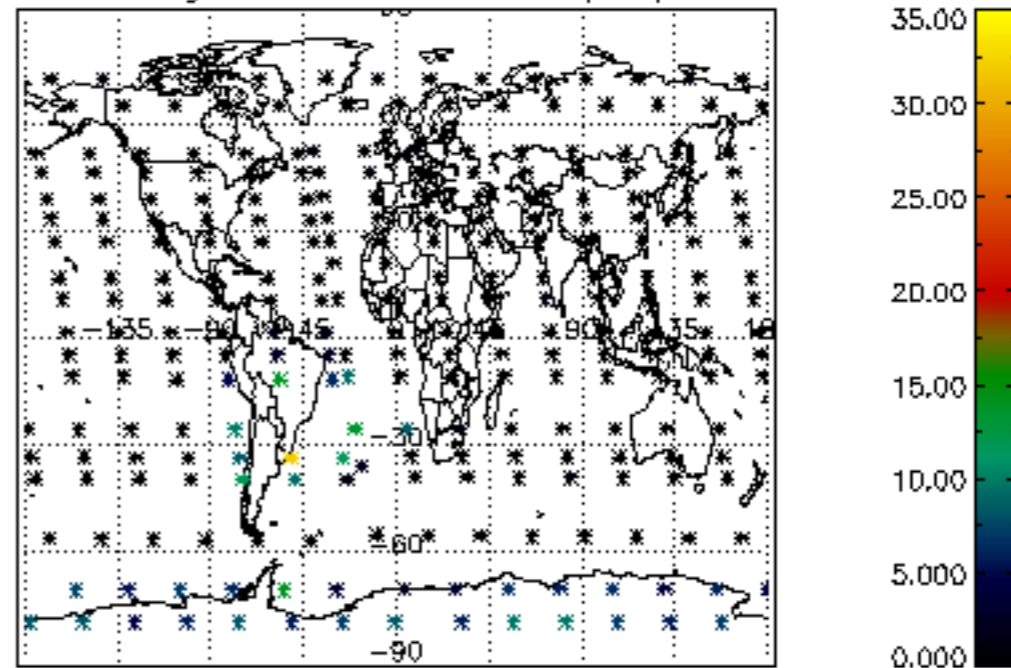
Percentage of datation errors per profile



Percentage of star falling outside central band per profile

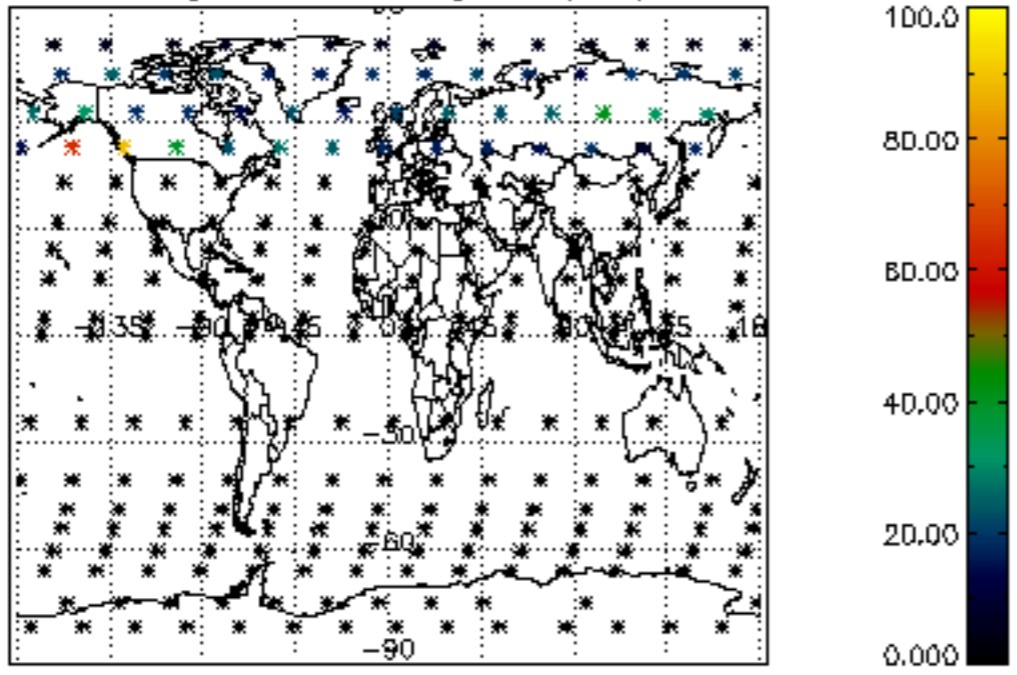


Percentage of saturation errors per profile

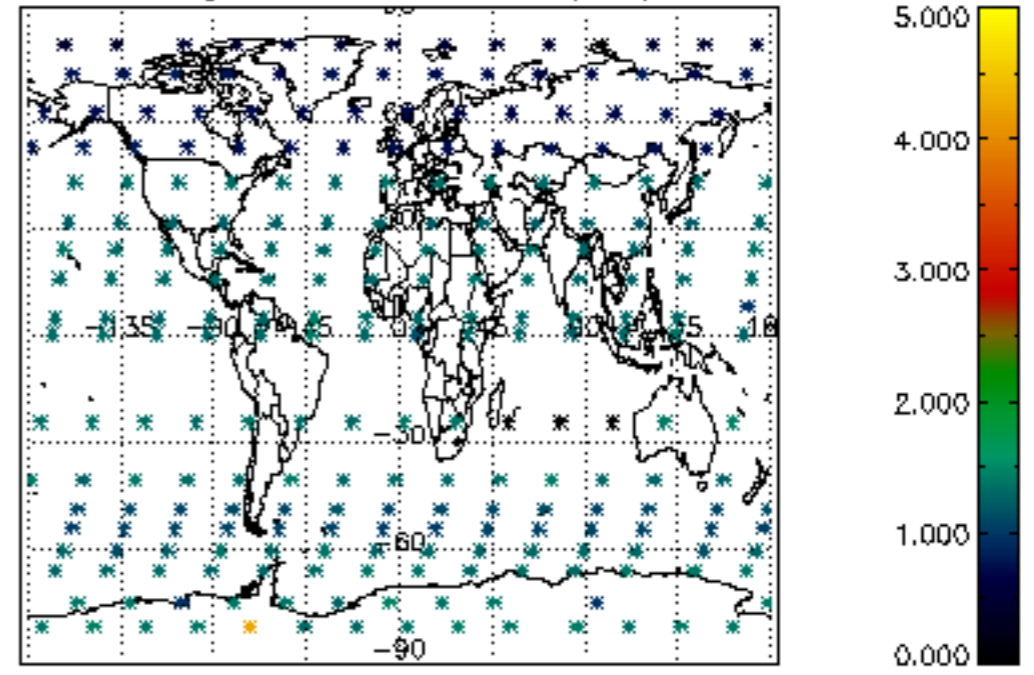




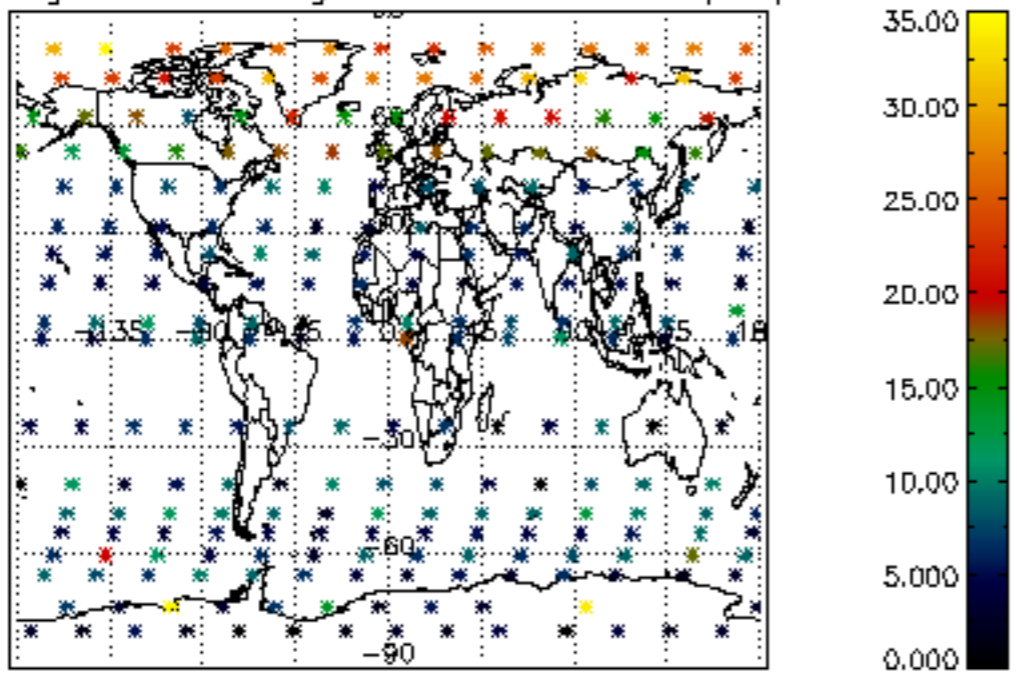
Percentage of cosmic ray hits per profile



Percentage of datation errors per profile



Percentage of star falling outside central band per profile



Percentage of saturation errors per profile

