

GOMOS Level 2 Daily Report

SUMMARY

[1. General Info](#)

[2. Summary of processed GOM_NL_2P products](#)

[3. Level 2 Quality information per product](#)

[3.1 Plot of level 2 quality information per product \(time dependant\)](#)

[3.2 Plot of level 2 quality information per product \(world map\)](#)

[4. Level 1 Quality information per product \(stored on level 2 products\)](#)

[4.1 Plot of level 1 quality information per product \(time dependant\)](#)

[4.1.1 Plot of level 1 quality information per product \(time dependant\): ASCENDING](#)

[4.1.2 Plot of level 1 quality information per product \(time dependant\): DESCENDING](#)

[4.2 Plot of level 1 quality information per product \(world map\)](#)

[4.2.1 Plot of level 1 quality information per product \(world map\): ASCENDING](#)

[4.2.2 Plot of level 1 quality information per product \(world map\): DESCENDING](#)

[5. Ozone profiles based on quality statistics and other trace gas profiles](#)

[5.1 Ozone statistics based on quality of products](#)

[5.2 Plot ozone profiles for all STD \(dark without errors\)](#)

[5.3 Plot ozone profiles where STD < 20% \(dark without errors\)](#)

[5.4. Plot ozone profiles where STD < 10% \(dark without errors\)](#)

[5.5. Plot ozone profiles where STD < 5% \(dark without errors\)](#)

[5.6 Plot NO2 profiles for all STD \(dark without errors\)](#)

[5.7 Plot NO3 profiles for all STD \(dark without errors\)](#)

[5.8 Plot H2O profiles \(only for occultations of stars 1,2,3,4,13,14,16,26,63 dark without errors\) for all STD](#)

[6. Auxiliary Data Files used for the production reported in section 2](#)

This report presents the daily analysis on parameters extracted from GOMOS level 2 data (GOM_NL__2P). It is intended to monitor some important parameters that will impact the quality of these products. A list of level 2 products (and content) that have arrived during the reporting day to the PCF is also given.

Item	Value
Time of report generation	22APR2013 08:44:15
Data source version	GOMOS/6.01
Start time of products	26-11-2004 (26NOV2004 00:00:00)
Stop time of products	27-11-2004 (27NOV2004 00:00:00)
Store outputs in DB	Yes
Nb of level 2 prods	494
Nb of prods with errors	0

2. Summary of processed GOM_NL__2P products.

Nr	Filename	UTC Start time	Limb	Duration	Star Id	Star Name	Star Mag	Star Temp	Nb Meas	Orbit	Prod. error
1	GOM_NL__2PRFIN20041126_000247_000000392032_00245_14327_6518.N1	26-NOV-2004 00:02:47	Bright	38.500	49	1Alp UMi	1.9900	6300.0	77	14327	No
2	GOM_NL__2PRFIN20041126_000722_000000392032_00245_14327_6519.N1	26-NOV-2004 00:07:22	Bright	39.000	60	7Bet UMi	2.0810	3950.0	78	14327	No
3	GOM_NL__2PRFIN20041126_000947_000000402032_00245_14327_6520.N1	26-NOV-2004 00:09:47	Bright	39.500	119	14Eta Dra	2.7270	4700.0	79	14327	No
4	GOM_NL__2PRFIN20041126_001127_000000462032_00245_14327_6521.N1	26-NOV-2004 00:11:27	Bright	46.000	82	48Bet UMa	2.3650	10600.	92	14327	No
5	GOM_NL__2PRFIN20041126_001306_000000362032_00245_14327_6522.N1	26-NOV-2004 00:13:06	Bright	36.000	55	79Zet UMa	2.0600	10200.	72	14327	No
6	GOM_NL__2PRFIN20041126_001440_000000362032_00245_14327_6523.N1	26-NOV-2004 00:14:40	Bright	36.000	39	85Eta UMa	1.8540	24000.	72	14327	No
7	GOM_NL__2PRFIN20041126_001728_000000352032_00245_14327_6524.N1	26-NOV-2004 00:17:28	Bright	35.000	180	27Gam Boo	3.0400	8000.0	70	14327	No
8	GOM_NL__2PRFIN20041126_002028_000000352032_00245_14327_6525.N1	26-NOV-2004 00:20:28	Bright	35.000	83		2.3780	11000.	70	14327	No
9	GOM_NL__2PRFIN20041126_002258_000000362032_00245_14327_6526.N1	26-NOV-2004 00:22:58	Bright	36.000	3	16Alp Boo	-0.050000	4250.0	72	14327	No
10	GOM_NL__2PRFIN20041126_002601_000000612032_00245_14327_6527.N1	26-NOV-2004 00:26:01	Bright	60.500	96	68Del Leo	2.5600	9300.0	121	14327	No
11	GOM_NL__2PRFIN20041126_002948_000001472032_00245_14327_6528.N1	26-NOV-2004 00:29:48	Twilight	147.00	51	41Gam1Leo	2.0100	4500.0	294	14327	No
12	GOM_NL__2PRFIN20041126_003754_000002552032_00245_14327_6529.N1	26-NOV-2004 00:37:54	Dark	255.00	22	32Alp Leo	1.3600	15200.	510	14327	No
13	GOM_NL__2PRFIN20041126_004503_000000432032_00245_14327_6530.N1	26-NOV-2004 00:45:03	Dark	43.000	10	Bet Cen	0.61000	28000.	86	14327	No
14	GOM_NL__2PRFIN20041126_004914_000000432032_00246_14328_6626.N1	26-NOV-2004 00:49:14	Dark	43.000	124	The Car	2.7640	30000.	86	14328	No
15	GOM_NL__2PRFIN20041126_005055_000000402032_00246_14328_6627.N1	26-NOV-2004 00:50:55	Dark	40.000	159	Ups Car	2.9200	7200.0	80	14328	No
16	GOM_NL__2PRFIN20041126_005342_000000482032_00246_14328_6628.N1	26-NOV-2004 00:53:42	Dark	48.000	41	Eps Car	1.8600	4100.0	96	14328	No
17	GOM_NL__2PRFIN20041126_005526_000000492032_00246_14328_6629.N1	26-NOV-2004 00:55:26	Dark	49.000	34	Gam2Vel	1.7930	23000.	98	14328	No
18	GOM_NL__2PRFIN20041126_005658_000000592032_00246_14328_6630.N1	26-NOV-2004 00:56:58	Dark	59.000	70	Zet Pup	2.2460	39000.	118	14328	No
19	GOM_NL__2PRFIN20041126_005909_000000512032_00246_14328_6631.N1	26-NOV-2004 00:59:09	Dark	50.500	2	Alp Car	-0.73600	7000.0	101	14328	No
20	GOM_NL__2PRFIN20041126_010041_000000642032_00246_14328_6632.N1	26-NOV-2004 01:00:41	Dark	63.500	117	Pi Pup	2.7060	3800.0	127	14328	No
21	GOM_NL__2PRFIN20041126_010438_000000752032_00246_14328_6633.N1	26-NOV-2004 01:04:38	Dark	75.000	23	21Eps CMa	1.5020	26000.	150	14328	No
22	GOM_NL__2PRFIN20041126_010653_000000822032_00246_14328_6634.N1	26-NOV-2004 01:06:53	Straylight	82.000	179	24Omi2CMa	3.0320	24000.	164	14328	No
23	GOM_NL__2PRFIN20041126_011144_000001272032_00246_14328_6635.N1	26-NOV-2004 01:11:44	Straylight	126.50	1	9Alp CMa	-1.4400	11000.	253	14328	No
24	GOM_NL__2PRFIN20041126_011541_000000712032_00246_14328_6636.N1	26-NOV-2004 01:15:41	Straylight	70.500	7	19Bet Ori	0.10000	14000.	141	14328	No
25	GOM_NL__2PRFIN20041126_011907_000000752032_00246_14328_6637.N1	26-NOV-2004 01:19:07	Twilight	75.000	30	46Eps Ori	1.6940	30000.	150	14328	No
26	GOM_NL__2PRFIN20041126_012201_000000742032_00246_14328_6638.N1	26-NOV-2004 01:22:01	Bright	74.000	27	24Gam Ori	1.6360	26000.	148	14328	No
27	GOM_NL__2PRFIN20041126_012427_000000392032_00246_14328_6639.N1	26-NOV-2004 01:24:27	Bright	38.500	105	6Bet Ari	2.6450	8900.0	77	14328	No
28	GOM_NL__2PRFIN20041126_012810_000000392032_00246_14328_6640.N1	26-NOV-2004 01:28:10	Bright	38.500	173	4Bet Tri	3.0040	8900.0	77	14328	No
29	GOM_NL__2PRFIN20041126_012952_000000402032_00246_14328_6641.N1	26-NOV-2004 01:29:52	Bright	40.000	79	26Bet Per	2.3100	13100.	80	14328	No
30	GOM_NL__2PRFIN20041126_013212_000000422032_00246_14328_6642.N1	26-NOV-2004 01:32:12	Bright	42.000	175	39Del Per	3.0100	19400.	84	14328	No
31	GOM_NL__2PRFIN20041126_013508_000000382032_00246_14328_6643.N1	26-NOV-2004 01:35:08	Bright	38.000	68	18Alp Cas	2.2250	4500.0	76	14328	No
32	GOM_NL__2PRFIN20041126_013623_000000382032_00246_14328_6644.N1	26-NOV-2004 01:36:23	Bright	37.500	74	11Bet Cas	2.2680	6600.0	75	14328	No
33	GOM_NL__2PRFIN20041126_014323_000000382032_00246_14328_6645.N1	26-NOV-2004 01:43:23	Bright	38.000	49	1Alp UMi	1.9900	6300.0	76	14328	No
34	GOM_NL__2PRFIN20041126_014758_000000402032_00246_14328_6646.N1	26-NOV-2004 01:47:58	Bright	39.500	60	7Bet UMi	2.0810	3950.0	79	14328	No
35	GOM_NL__2PRFIN20041126_015024_000000382032_00246_14328_6647.N1	26-NOV-2004 01:50:24	Bright	38.000	119	14Eta Dra	2.7270	4700.0	76	14328	No
36	GOM_NL__2PRFIN20041126_015203_000000452032_00246_14328_6648.N1	26-NOV-2004 01:52:03	Bright	44.500	82	48Bet UMa	2.3650	10600.	89	14328	No
37	GOM_NL__2PRFIN20041126_015341_000000402032_00246_14328_6649.N1	26-NOV-2004 01:53:41	Bright	40.000	55	79Zet UMa	2.0600	10200.	80	14328	No
38	GOM_NL__2PRFIN20041126_015517_000000392032_00246_14328_6650.N1	26-NOV-2004 01:55:17	Bright	38.500	39	85Eta UMa	1.8540	24000.	77	14328	No
39	GOM_NL__2PRFIN20041126_015805_000000362032_00246_14328_6651.N1	26-NOV-2004 01:58:05	Bright	35.500	180	27Gam Boo	3.0400	8000.0	71	14328	No
40	GOM_NL__2PRFIN20041126_020104_000000372032_00246_14328_6652.N1	26-NOV-2004 02:01:04	Bright	36.500	83		2.3780	11000.	73	14328	No
41	GOM_NL__2PRFIN20041126_020334_000000352032_00246_14328_6653.N1	26-NOV-2004 02:03:34	Bright	35.000	3	16Alp Boo	-0.050000	4250.0	70	14328	No
42	GOM_NL__2PRFIN20041126_020637_000000612032_00246_14328_6654.N1	26-NOV-2004 02:06:37	Bright	61.000	96	68Del Leo	2.5600	9300.0	122	14328	No

43	GOM_NL__2PRFIN20041126_021026_000001472032_00246_14328_6655.N1	26-NOV-2004 02:10:26	Twilight	146.50	51	41Gam1Leo	2.0100	4500.0	293	14328	No
44	GOM_NL__2PRFIN20041126_021629_000000532032_00246_14328_6656.N1	26-NOV-2004 02:16:29	Twilight	52.500	100	4Gam Crv	2.5800	13100.	105	14328	No
45	GOM_NL__2PRFIN20041126_021835_000002552032_00246_14328_6657.N1	26-NOV-2004 02:18:35	Dark	255.00	22	32Alp Leo	1.3600	15200.	510	14328	No
46	GOM_NL__2PRFIN20041126_022950_000000422032_00247_14329_6499.N1	26-NOV-2004 02:29:50	Dark	42.000	124	The Car	2.7640	30000.	84	14329	No
47	GOM_NL__2PRFIN20041126_023131_000000412032_00247_14329_6500.N1	26-NOV-2004 02:31:31	Dark	41.000	159	Ups Car	2.9200	7200.0	82	14329	No
48	GOM_NL__2PRFIN20041126_023421_000000472032_00247_14329_6501.N1	26-NOV-2004 02:34:21	Dark	47.000	41	Eps Car	1.8600	4100.0	94	14329	No
49	GOM_NL__2PRFIN20041126_023602_000000512032_00247_14329_6502.N1	26-NOV-2004 02:36:02	Dark	50.500	34	Gam2Vel	1.7930	23000.	101	14329	No
50	GOM_NL__2PRFIN20041126_023735_000000592032_00247_14329_6503.N1	26-NOV-2004 02:37:35	Dark	59.000	70	Zet Pup	2.2460	39000.	118	14329	No
51	GOM_NL__2PRFIN20041126_023948_000000492032_00247_14329_6504.N1	26-NOV-2004 02:39:48	Dark	49.000	2	Alp Car	-0.73600	7000.0	98	14329	No
52	GOM_NL__2PRFIN20041126_024118_000000622032_00247_14329_6505.N1	26-NOV-2004 02:41:18	Dark	62.000	117	Pi Pup	2.7060	3800.0	124	14329	No
53	GOM_NL__2PRFIN20041126_024515_000000742032_00247_14329_6506.N1	26-NOV-2004 02:45:15	Dark	73.500	23	21Eps CMa	1.5020	26000.	147	14329	No
54	GOM_NL__2PRFIN20041126_024729_000000792032_00247_14329_6507.N1	26-NOV-2004 02:47:29	Straylight	79.000	179	24Omi2CMa	3.0320	24000.	158	14329	No
55	GOM_NL__2PRFIN20041126_025220_000001132032_00247_14329_6508.N1	26-NOV-2004 02:52:20	Straylight	113.00	1	9Alp CMa	-1.4400	11000.	226	14329	No
56	GOM_NL__2PRFIN20041126_025616_000000682032_00247_14329_6509.N1	26-NOV-2004 02:56:16	Straylight	67.500	7	19Bet Ori	0.10000	14000.	135	14329	No
57	GOM_NL__2PRFIN20041126_025943_000000742032_00247_14329_6510.N1	26-NOV-2004 02:59:43	Twilight	74.000	30	46Eps Ori	1.6940	30000.	148	14329	No
58	GOM_NL__2PRFIN20041126_030236_000000802032_00247_14329_6511.N1	26-NOV-2004 03:02:36	Bright	80.000	27	24Gam Ori	1.6360	26000.	160	14329	No
59	GOM_NL__2PRFIN20041126_030501_000000412032_00247_14329_6512.N1	26-NOV-2004 03:05:01	Bright	40.500	105	6Bet Ari	2.6450	8900.0	81	14329	No
60	GOM_NL__2PRFIN20041126_030845_000000412032_00247_14329_6513.N1	26-NOV-2004 03:08:45	Bright	40.500	173	4Bet Tri	3.0040	8900.0	81	14329	No
61	GOM_NL__2PRFIN20041126_031028_000000402032_00247_14329_6514.N1	26-NOV-2004 03:10:28	Bright	40.000	79	26Bet Per	2.3100	13100.	80	14329	No
62	GOM_NL__2PRFIN20041126_031248_000000412032_00247_14329_6515.N1	26-NOV-2004 03:12:48	Bright	41.000	175	39Del Per	3.0100	19400.	82	14329	No
63	GOM_NL__2PRFIN20041126_031545_000000362032_00247_14329_6516.N1	26-NOV-2004 03:15:45	Bright	36.000	68	18Alp Cas	2.2250	4500.0	72	14329	No
64	GOM_NL__2PRFIN20041126_031659_000000382032_00247_14329_6517.N1	26-NOV-2004 03:16:59	Bright	37.500	74	11Bet Cas	2.2680	6600.0	75	14329	No
65	GOM_NL__2PRFIN20041126_032356_000000382032_00247_14329_6518.N1	26-NOV-2004 03:23:56	Bright	37.500	49	1Alp UMi	1.9900	6300.0	75	14329	No
66	GOM_NL__2PRFIN20041126_032833_000000422032_00247_14329_6519.N1	26-NOV-2004 03:28:33	Bright	42.000	60	7Bet UMi	2.0810	3950.0	84	14329	No
67	GOM_NL__2PRFIN20041126_033059_000000402032_00247_14329_6520.N1	26-NOV-2004 03:30:59	Bright	40.000	119	14Eta Dra	2.7270	4700.0	80	14329	No
68	GOM_NL__2PRFIN20041126_033238_000000462032_00247_14329_6521.N1	26-NOV-2004 03:32:38	Bright	45.500	82	48Bet UMa	2.3650	10600.	91	14329	No
69	GOM_NL__2PRFIN20041126_033417_000000392032_00247_14329_6522.N1	26-NOV-2004 03:34:17	Bright	39.000	55	79Zet UMa	2.0600	10200.	78	14329	No
70	GOM_NL__2PRFIN20041126_033552_000000392032_00247_14329_6523.N1	26-NOV-2004 03:35:52	Bright	38.500	39	85Eta UMa	1.8540	24000.	77	14329	No
71	GOM_NL__2PRFIN20041126_033840_000000462032_00247_14329_6524.N1	26-NOV-2004 03:38:40	Bright	46.000	180	27Gam Boo	3.0400	8000.0	92	14329	No
72	GOM_NL__2PRFIN20041126_034139_000000362032_00247_14329_6525.N1	26-NOV-2004 03:41:39	Bright	36.000	83		2.3780	11000.	72	14329	No
73	GOM_NL__2PRFIN20041126_034409_000000362032_00247_14329_6526.N1	26-NOV-2004 03:44:09	Bright	36.000	3	16Alp Boo	-0.050000	4250.0	72	14329	No
74	GOM_NL__2PRFIN20041126_034714_000000612032_00247_14329_6527.N1	26-NOV-2004 03:47:14	Bright	60.500	96	68Del Leo	2.5600	9300.0	121	14329	No
75	GOM_NL__2PRFIN20041126_035104_000001382032_00247_14329_6528.N1	26-NOV-2004 03:51:04	Twilight	137.50	51	41Gam1Leo	2.0100	4500.0	275	14329	No
76	GOM_NL__2PRFIN20041126_035708_000000482032_00247_14329_6529.N1	26-NOV-2004 03:57:08	Twilight	47.500	100	4Gam Crv	2.5800	13100.	95	14329	No
77	GOM_NL__2PRFIN20041126_035917_000002552032_00247_14329_6530.N1	26-NOV-2004 03:59:17	Dark	255.00	22	32Alp Leo	1.3600	15200.	510	14329	No
78	GOM_NL__2PRFIN20041126_040614_000000412032_00247_14329_6531.N1	26-NOV-2004 04:06:14	Dark	41.000	10	Bet Cen	0.61000	28000.	82	14329	No
79	GOM_NL__2PRFIN20041126_041029_000000392032_00248_14330_6627.N1	26-NOV-2004 04:10:29	Dark	39.000	124	The Car	2.7640	30000.	78	14330	No
80	GOM_NL__2PRFIN20041126_041208_000000412032_00248_14330_6628.N1	26-NOV-2004 04:12:08	Dark	40.500	159	Ups Car	2.9200	7200.0	81	14330	No
81	GOM_NL__2PRFIN20041126_041458_000000472032_00248_14330_6629.N1	26-NOV-2004 04:14:58	Dark	47.000	41	Eps Car	1.8600	4100.0	94	14330	No
82	GOM_NL__2PRFIN20041126_041640_000000532032_00248_14330_6630.N1	26-NOV-2004 04:16:40	Dark	53.000	34	Gam2Vel	1.7930	23000.	106	14330	No
83	GOM_NL__2PRFIN20041126_041813_000000582032_00248_14330_6631.N1	26-NOV-2004 04:18:13	Dark	57.500	70	Zet Pup	2.2460	39000.	115	14330	No
84	GOM_NL__2PRFIN20041126_042024_000000492032_00248_14330_6632.N1	26-NOV-2004 04:20:24	Dark	48.500	2	Alp Car	-0.73600	7000.0	97	14330	No
85	GOM_NL__2PRFIN20041126_042154_000000672032_00248_14330_6633.N1	26-NOV-2004 04:21:54	Dark	67.000	117	Pi Pup	2.7060	3800.0	134	14330	No
86	GOM_NL__2PRFIN20041126_042551_000000762032_00248_14330_6634.N1	26-NOV-2004 04:25:51	Dark	76.000	23	21Eps CMa	1.5020	26000.	152	14330	No
87	GOM_NL__2PRFIN20041126_042805_000000852032_00248_14330_6635.N1	26-NOV-2004 04:28:05	Straylight	84.500	179	24Omi2CMa	3.0320	24000.	169	14330	No
88	GOM_NL__2PRFIN20041126_043256_000001202032_00248_14330_6636.N1	26-NOV-2004 04:32:56	Straylight	119.50	1	9Alp CMa	-1.4400	11000.	239	14330	No
89	GOM_NL__2PRFIN20041126_043650_000000702032_00248_14330_6637.N1	26-NOV-2004 04:36:50	Straylight	70.000	7	19Bet Ori	0.10000	14000.	140	14330	No
90	GOM_NL__2PRFIN20041126_044018_000000732032_00248_14330_6638.N1	26-NOV-2004 04:40:18	Twilight	73.000	30	46Eps Ori	1.6940	30000.	146	14330	No
91	GOM_NL__2PRFIN20041126_044311_000000692032_00248_14330_6639.N1	26-NOV-2004 04:43:11	Bright	68.500	27	24Gam Ori	1.6360	26000.	137	14330	No
92	GOM_NL__2PRFIN20041126_044540_000000382032_00248_14330_6640.N1	26-NOV-2004 04:45:40	Bright	38.000	105	6Bet Ari	2.6450	8900.0	76	14330	No
93	GOM_NL__2PRFIN20041126_044924_000000372032_00248_14330_6641.N1	26-NOV-2004 04:49:24	Bright	36.500	173	4Bet Tri	3.0040	8900.0	73	14330	No
94	GOM_NL__2PRFIN20041126_045104_000000402032_00248_14330_6642.N1	26-NOV-2004 04:51:04	Bright	39.500	79	26Bet Per	2.3100	13100.	79	14330	No
95	GOM_NL__2PRFIN20041126_045327_000000382032_00248_14330_6643.N1	26-NOV-2004 04:53:27	Bright	37.500	175	39Del Per	3.0100	19400.	75	14330	No
96	GOM_NL__2PRFIN20041126_045621_000000392032_00248_14330_6644.N1	26-NOV-2004 04:56:21	Bright	38.500	68	18Alp Cas	2.2250	4500.0	77	14330	No
97	GOM_NL__2PRFIN20041126_045735_000000392032_00248_14330_6645.N1	26-NOV-2004 04:57:35	Bright	38.500	74	11Bet Cas	2.2680	6600.0	77	14330	No
98	GOM_NL__2PRFIN20041126_050434_000000372032_00248_14330_6646.N1	26-NOV-2004 05:04:34	Bright	37.000	49	1Alp UMi	1.9900	6300.0	74	14330	No
99	GOM_NL__2PRFIN20041126_050911_000000402032_00248_14330_6647.N1	26-NOV-2004 05:09:11	Bright	40.000	60	7Bet UMi	2.0810	3950.0	80	14330	No
100	GOM_NL__2PRFIN20041126_051135_000000392032_00248_14330_6648.N1	26-NOV-2004 05:11:35	Bright	39.000	119	14Eta Dra	2.7270	4700.0	78	14330	No
101	GOM_NL__2PRFIN20041126_051313_000000462032_00248_14330_6649.N1	26-NOV-2004 05:13:13	Bright	46.000	82	48Bet UMa	2.3650	10600.	92	14330	No

102	GOM_NL__2PRFIN20041126_051453_000000402032_00248_14330_6650.N1	26-NOV-2004 05:14:53	Bright	39.500	55	79Zet UMa	2.0600	10200.	79	14330	No
103	GOM_NL__2PRFIN20041126_051626_000000392032_00248_14330_6651.N1	26-NOV-2004 05:16:26	Bright	38.500	39	85Eta UMa	1.8540	24000.	77	14330	No
104	GOM_NL__2PRFIN20041126_051914_000000392032_00248_14330_6652.N1	26-NOV-2004 05:19:14	Bright	39.000	180	27Gam Boo	3.0400	8000.0	78	14330	No
105	GOM_NL__2PRFIN20041126_052215_000000372032_00248_14330_6653.N1	26-NOV-2004 05:22:15	Bright	36.500	83		2.3780	11000.	73	14330	No
106	GOM_NL__2PRFIN20041126_052446_000000362032_00248_14330_6654.N1	26-NOV-2004 05:24:46	Bright	36.000	3	16Alp Boo	-0.050000	4250.0	72	14330	No
107	GOM_NL__2PRFIN20041126_052750_000000832032_00248_14330_6655.N1	26-NOV-2004 05:27:50	Bright	82.500	96	68Del Leo	2.5600	9300.0	165	14330	No
108	GOM_NL__2PRFIN20041126_053142_000001462032_00248_14330_6656.N1	26-NOV-2004 05:31:42	Twilight	145.50	51	41Gam1Leo	2.0100	4500.0	291	14330	No
109	GOM_NL__2PRFIN20041126_053745_000000482032_00248_14330_6657.N1	26-NOV-2004 05:37:45	Twilight	47.500	100	4Gam Crv	2.5800	13100.	95	14330	No
110	GOM_NL__2PRFIN20041126_053919_000000472032_00248_14330_6658.N1	26-NOV-2004 05:39:19	Dark	47.000	171	2Eps Crv	3.0010	4250.0	94	14330	No
111	GOM_NL__2PRFIN20041126_054450_000000442032_00248_14330_6659.N1	26-NOV-2004 05:44:50	Dark	43.500	64	Gam Cen	2.2000	10600.	87	14330	No
112	GOM_NL__2PRFIN20041126_054651_000000492032_00248_14330_6660.N1	26-NOV-2004 05:46:51	Dark	49.000	10	Bet Cen	0.61000	28000.	98	14330	No
113	GOM_NL__2PRFIN20041126_054832_000000482032_00249_14331_6406.N1	26-NOV-2004 05:48:32	Dark	48.000	12	Alp1Cru	0.77500	30000.	96	14331	No
114	GOM_NL__2PRFIN20041126_055106_000000392032_00249_14331_6407.N1	26-NOV-2004 05:51:06	Dark	38.500	124	The Car	2.7640	30000.	77	14331	No
115	GOM_NL__2PRFIN20041126_055245_000000402032_00249_14331_6408.N1	26-NOV-2004 05:52:45	Dark	40.000	159	Ups Car	2.9200	7200.0	80	14331	No
116	GOM_NL__2PRFIN20041126_055535_000000452032_00249_14331_6409.N1	26-NOV-2004 05:55:35	Dark	44.500	41	Eps Car	1.8600	4100.0	89	14331	No
117	GOM_NL__2PRFIN20041126_055717_000000522032_00249_14331_6410.N1	26-NOV-2004 05:57:17	Dark	51.500	34	Gam2Vel	1.7930	23000.	103	14331	No
118	GOM_NL__2PRFIN20041126_055850_000000582032_00249_14331_6411.N1	26-NOV-2004 05:58:50	Dark	58.000	70	Zet Pup	2.2460	39000.	116	14331	No
119	GOM_NL__2PRFIN20041126_060102_000000502032_00249_14331_6412.N1	26-NOV-2004 06:01:02	Dark	50.000	2	Alp Car	-0.73600	7000.0	100	14331	No
120	GOM_NL__2PRFIN20041126_060231_000000672032_00249_14331_6413.N1	26-NOV-2004 06:02:31	Dark	66.500	117	Pi Pup	2.7060	3800.0	133	14331	No
121	GOM_NL__2PRFIN20041126_060627_000000772032_00249_14331_6414.N1	26-NOV-2004 06:06:27	Dark	76.500	23	21Eps CMa	1.5020	26000.	153	14331	No
122	GOM_NL__2PRFIN20041126_060840_000000822032_00249_14331_6415.N1	26-NOV-2004 06:08:40	Straylight	82.000	179	24Omi2CMa	3.0320	24000.	164	14331	No
123	GOM_NL__2PRFIN20041126_061331_000001162032_00249_14331_6416.N1	26-NOV-2004 06:13:31	Straylight	115.50	1	9Alp CMa	-1.4400	11000.	231	14331	No
124	GOM_NL__2PRFIN20041126_061728_000000662032_00249_14331_6417.N1	26-NOV-2004 06:17:28	Straylight	66.000	7	19Bet Ori	0.10000	14000.	132	14331	No
125	GOM_NL__2PRFIN20041126_062053_000000712032_00249_14331_6418.N1	26-NOV-2004 06:20:53	Twilight	70.500	30	46Eps Ori	1.6940	30000.	141	14331	No
126	GOM_NL__2PRFIN20041126_062346_000000842032_00249_14331_6419.N1	26-NOV-2004 06:23:46	Bright	83.500	27	24Gam Ori	1.6360	26000.	167	14331	No
127	GOM_NL__2PRFIN20041126_062616_000000382032_00249_14331_6420.N1	26-NOV-2004 06:26:16	Bright	37.500	105	6Bet Ari	2.6450	8900.0	75	14331	No
128	GOM_NL__2PRFIN20041126_063000_000000372032_00249_14331_6421.N1	26-NOV-2004 06:30:00	Bright	36.500	173	4Bet Tri	3.0040	8900.0	73	14331	No
129	GOM_NL__2PRFIN20041126_063140_000000382032_00249_14331_6422.N1	26-NOV-2004 06:31:40	Bright	37.500	79	26Bet Per	2.3100	13100.	75	14331	No
130	GOM_NL__2PRFIN20041126_063403_000000372032_00249_14331_6423.N1	26-NOV-2004 06:34:03	Bright	37.000	175	39Del Per	3.0100	19400.	74	14331	No
131	GOM_NL__2PRFIN20041126_063657_000000392032_00249_14331_6424.N1	26-NOV-2004 06:36:57	Bright	39.000	68	18Alp Cas	2.2250	4500.0	78	14331	No
132	GOM_NL__2PRFIN20041126_063812_000000392032_00249_14331_6425.N1	26-NOV-2004 06:38:12	Bright	39.000	74	11Bet Cas	2.2680	6600.0	78	14331	No
133	GOM_NL__2PRFIN20041126_064511_000000382032_00249_14331_6426.N1	26-NOV-2004 06:45:11	Bright	37.500	49	1Alp UMi	1.9900	6300.0	75	14331	No
134	GOM_NL__2PRFIN20041126_064948_000000402032_00249_14331_6427.N1	26-NOV-2004 06:49:48	Bright	40.000	60	7Bet UMi	2.0810	3950.0	80	14331	No
135	GOM_NL__2PRFIN20041126_065212_000000392032_00249_14331_6428.N1	26-NOV-2004 06:52:12	Bright	39.000	119	14Eta Dra	2.7270	4700.0	78	14331	No
136	GOM_NL__2PRFIN20041126_065349_000000462032_00249_14331_6429.N1	26-NOV-2004 06:53:49	Bright	46.000	82	48Bet UMa	2.3650	10600.	92	14331	No
137	GOM_NL__2PRFIN20041126_065530_000000402032_00249_14331_6430.N1	26-NOV-2004 06:55:30	Bright	39.500	55	79Zet UMa	2.0600	10200.	79	14331	No
138	GOM_NL__2PRFIN20041126_065705_000000372032_00249_14331_6431.N1	26-NOV-2004 06:57:05	Bright	37.000	39	85Eta UMa	1.8540	24000.	74	14331	No
139	GOM_NL__2PRFIN20041126_065953_000000372032_00249_14331_6432.N1	26-NOV-2004 06:59:53	Bright	36.500	180	27Gam Boo	3.0400	8000.0	73	14331	No
140	GOM_NL__2PRFIN20041126_070252_000000362032_00249_14331_6433.N1	26-NOV-2004 07:02:52	Bright	35.500	83		2.3780	11000.	71	14331	No
141	GOM_NL__2PRFIN20041126_070523_000000362032_00249_14331_6434.N1	26-NOV-2004 07:05:23	Bright	36.000	3	16Alp Boo	-0.050000	4250.0	72	14331	No
142	GOM_NL__2PRFIN20041126_070826_000000642032_00249_14331_6435.N1	26-NOV-2004 07:08:26	Bright	64.000	96	68Del Leo	2.5600	9300.0	128	14331	No
143	GOM_NL__2PRFIN20041126_071220_000001472032_00249_14331_6436.N1	26-NOV-2004 07:12:20	Twilight	146.50	51	41Gam1Leo	2.0100	4500.0	293	14331	No
144	GOM_NL__2PRFIN20041126_071822_000000482032_00249_14331_6437.N1	26-NOV-2004 07:18:22	Twilight	48.000	100	4Gam Crv	2.5800	13100.	96	14331	No
145	GOM_NL__2PRFIN20041126_071957_000000522032_00249_14331_6438.N1	26-NOV-2004 07:19:57	Dark	52.000	171	2Eps Crv	3.0010	4250.0	104	14331	No
146	GOM_NL__2PRFIN20041126_072527_000000402032_00249_14331_6439.N1	26-NOV-2004 07:25:27	Dark	40.000	64	Gam Cen	2.2000	10600.	80	14331	No
147	GOM_NL__2PRFIN20041126_072726_000000512032_00249_14331_6440.N1	26-NOV-2004 07:27:26	Dark	50.500	10	Bet Cen	0.61000	28000.	101	14331	No
148	GOM_NL__2PRFIN20041126_072910_000000422032_00250_14332_6534.N1	26-NOV-2004 07:29:10	Dark	42.000	12	Alp1Cru	0.77500	30000.	84	14332	No
149	GOM_NL__2PRFIN20041126_073142_000000392032_00250_14332_6535.N1	26-NOV-2004 07:31:42	Dark	39.000	124	The Car	2.7640	30000.	78	14332	No
150	GOM_NL__2PRFIN20041126_073322_000000412032_00250_14332_6536.N1	26-NOV-2004 07:33:22	Dark	40.500	159	Ups Car	2.9200	7200.0	81	14332	No
151	GOM_NL__2PRFIN20041126_073612_000000472032_00250_14332_6537.N1	26-NOV-2004 07:36:12	Dark	46.500	41	Eps Car	1.8600	4100.0	93	14332	No
152	GOM_NL__2PRFIN20041126_073754_000000642032_00250_14332_6538.N1	26-NOV-2004 07:37:54	Dark	64.000	34	Gam2Vel	1.7930	23000.	128	14332	No
153	GOM_NL__2PRFIN20041126_073927_000000632032_00250_14332_6539.N1	26-NOV-2004 07:39:27	Dark	62.500	70	Zet Pup	2.2460	39000.	125	14332	No
154	GOM_NL__2PRFIN20041126_074138_000000592032_00250_14332_6540.N1	26-NOV-2004 07:41:38	Dark	58.500	2	Alp Car	-0.73600	7000.0	117	14332	No
155	GOM_NL__2PRFIN20041126_074308_000000752032_00250_14332_6541.N1	26-NOV-2004 07:43:08	Dark	74.500	117	Pi Pup	2.7060	3800.0	149	14332	No
156	GOM_NL__2PRFIN20041126_074703_000000742032_00250_14332_6542.N1	26-NOV-2004 07:47:03	Dark	74.000	23	21Eps CMa	1.5020	26000.	148	14332	No
157	GOM_NL__2PRFIN20041126_074916_000000832032_00250_14332_6543.N1	26-NOV-2004 07:49:16	Straylight	82.500	179	24Omi2CMa	3.0320	24000.	165	14332	No
158	GOM_NL__2PRFIN20041126_075407_000001172032_00250_14332_6544.N1	26-NOV-2004 07:54:07	Straylight	116.50	1	9Alp CMa	-1.4400	11000.	233	14332	No
159	GOM_NL__2PRFIN20041126_075803_000000682032_00250_14332_6545.N1	26-NOV-2004 07:58:03	Straylight	67.500	7	19Bet Ori	0.10000	14000.	135	14332	No
160	GOM_NL__2PRFIN20041126_080128_000000782032_00250_14332_6546.N1	26-NOV-2004 08:01:28	Twilight	77.500	30	46Eps Ori	1.6940	30000.	155	14332	No

161	GOM_NL__2PRFIN20041126_080421_000000812032_00250_14332_6547.N1	26-NOV-2004 08:04:21	Bright	80.500	27	24Gam Ori	1.6360	26000.	161	14332	No
162	GOM_NL__2PRFIN20041126_080652_000000392032_00250_14332_6548.N1	26-NOV-2004 08:06:52	Bright	39.000	105	6Bet Ari	2.6450	8900.0	78	14332	No
163	GOM_NL__2PRFIN20041126_081036_000000372032_00250_14332_6549.N1	26-NOV-2004 08:10:36	Bright	37.000	173	4Bet Tri	3.0040	8900.0	74	14332	No
164	GOM_NL__2PRFIN20041126_081216_000000382032_00250_14332_6550.N1	26-NOV-2004 08:12:16	Bright	38.000	79	26Bet Per	2.3100	13100.	76	14332	No
165	GOM_NL__2PRFIN20041126_081439_000000382032_00250_14332_6551.N1	26-NOV-2004 08:14:39	Bright	38.000	175	39Del Per	3.0100	19400.	76	14332	No
166	GOM_NL__2PRFIN20041126_081733_000000372032_00250_14332_6552.N1	26-NOV-2004 08:17:33	Bright	37.000	68	18Alp Cas	2.2250	4500.0	74	14332	No
167	GOM_NL__2PRFIN20041126_081848_000000392032_00250_14332_6553.N1	26-NOV-2004 08:18:48	Bright	38.500	74	11Bet Cas	2.2680	6600.0	77	14332	No
168	GOM_NL__2PRFIN20041126_082547_000000382032_00250_14332_6554.N1	26-NOV-2004 08:25:47	Bright	38.000	49	1Alp UMi	1.9900	6300.0	76	14332	No
169	GOM_NL__2PRFIN20041126_083024_000000362032_00250_14332_6555.N1	26-NOV-2004 08:30:24	Bright	35.500	60	7Bet UMi	2.0810	3950.0	71	14332	No
170	GOM_NL__2PRFIN20041126_083249_000000382032_00250_14332_6556.N1	26-NOV-2004 08:32:49	Bright	38.000	119	14Eta Dra	2.7270	4700.0	76	14332	No
171	GOM_NL__2PRFIN20041126_083425_000000472032_00250_14332_6557.N1	26-NOV-2004 08:34:25	Bright	47.000	82	48Bet UMa	2.3650	10600.	94	14332	No
172	GOM_NL__2PRFIN20041126_083606_000000392032_00250_14332_6558.N1	26-NOV-2004 08:36:06	Bright	39.000	55	79Zet UMa	2.0600	10200.	78	14332	No
173	GOM_NL__2PRFIN20041126_083741_000000372032_00250_14332_6559.N1	26-NOV-2004 08:37:41	Bright	36.500	39	85Eta UMa	1.8540	24000.	73	14332	No
174	GOM_NL__2PRFIN20041126_084029_000000362032_00250_14332_6560.N1	26-NOV-2004 08:40:29	Bright	36.000	180	27Gam Boo	3.0400	8000.0	72	14332	No
175	GOM_NL__2PRFIN20041126_084328_000000362032_00250_14332_6561.N1	26-NOV-2004 08:43:28	Bright	35.500	83		2.3780	11000.	71	14332	No
176	GOM_NL__2PRFIN20041126_084559_000000352032_00250_14332_6562.N1	26-NOV-2004 08:45:59	Bright	34.500	3	16Alp Boo	-0.050000	4250.0	69	14332	No
177	GOM_NL__2PRFIN20041126_084903_000000652032_00250_14332_6563.N1	26-NOV-2004 08:49:03	Bright	65.000	96	68Del Leo	2.5600	9300.0	130	14332	No
178	GOM_NL__2PRFIN20041126_085257_000001382032_00250_14332_6564.N1	26-NOV-2004 08:52:57	Tw_i_and_stray	138.00	51	41Gam1Leo	2.0100	4500.0	276	14332	No
179	GOM_NL__2PRFIN20041126_085859_000000492032_00250_14332_6565.N1	26-NOV-2004 08:58:59	Tw_i_and_stray	49.000	100	4Gam Crv	2.5800	13100.	98	14332	No
180	GOM_NL__2PRFIN20041126_090034_000000472032_00250_14332_6566.N1	26-NOV-2004 09:00:34	Dark	46.500	171	2Eps Crv	3.0010	4250.0	93	14332	No
181	GOM_NL__2PRFIN20041126_090604_000000422032_00250_14332_6567.N1	26-NOV-2004 09:06:04	Dark	41.500	64	Gam Cen	2.2000	10600.	83	14332	No
182	GOM_NL__2PRFIN20041126_090803_000000412032_00250_14332_6568.N1	26-NOV-2004 09:08:03	Dark	41.000	10	Bet Cen	0.61000	28000.	82	14332	No
183	GOM_NL__2PRFIN20041126_090945_000000432032_00251_14333_6407.N1	26-NOV-2004 09:09:45	Dark	42.500	12	Alp1Cru	0.77500	30000.	85	14333	No
184	GOM_NL__2PRFIN20041126_091219_000000392032_00251_14333_6408.N1	26-NOV-2004 09:12:19	Dark	39.000	124	The Car	2.7640	30000.	78	14333	No
185	GOM_NL__2PRFIN20041126_091358_000000392032_00251_14333_6409.N1	26-NOV-2004 09:13:58	Dark	38.500	159	Ups Car	2.9200	7200.0	77	14333	No
186	GOM_NL__2PRFIN20041126_091648_000000462032_00251_14333_6410.N1	26-NOV-2004 09:16:48	Dark	45.500	41	Eps Car	1.8600	4100.0	91	14333	No
187	GOM_NL__2PRFIN20041126_091831_000000512032_00251_14333_6411.N1	26-NOV-2004 09:18:31	Dark	50.500	34	Gam2Vel	1.7930	23000.	101	14333	No
188	GOM_NL__2PRFIN20041126_092005_000000632032_00251_14333_6412.N1	26-NOV-2004 09:20:05	Dark	62.500	70	Zet Pup	2.2460	39000.	125	14333	No
189	GOM_NL__2PRFIN20041126_092215_000000592032_00251_14333_6413.N1	26-NOV-2004 09:22:15	Dark	59.000	2	Alp Car	-0.73600	7000.0	118	14333	No
190	GOM_NL__2PRFIN20041126_092344_000000682032_00251_14333_6414.N1	26-NOV-2004 09:23:44	Dark	68.000	117	Pi Pup	2.7060	3800.0	136	14333	No
191	GOM_NL__2PRFIN20041126_092741_000000702032_00251_14333_6415.N1	26-NOV-2004 09:27:41	Dark	69.500	23	21Eps CMa	1.5020	26000.	139	14333	No
192	GOM_NL__2PRFIN20041126_092955_000000782032_00251_14333_6416.N1	26-NOV-2004 09:29:55	Straylight	77.500	179	24Omi2CMa	3.0320	24000.	155	14333	No
193	GOM_NL__2PRFIN20041126_093443_000001292032_00251_14333_6417.N1	26-NOV-2004 09:34:43	Straylight	129.00	1	9Alp CMa	-1.4400	11000.	258	14333	No
194	GOM_NL__2PRFIN20041126_093840_000000722032_00251_14333_6418.N1	26-NOV-2004 09:38:40	Straylight	71.500	7	19Bet Ori	0.10000	14000.	143	14333	No
195	GOM_NL__2PRFIN20041126_094204_000000732032_00251_14333_6419.N1	26-NOV-2004 09:42:04	Tw_i_and_stray	72.500	30	46Eps Ori	1.6940	30000.	145	14333	No
196	GOM_NL__2PRFIN20041126_094454_000000792032_00251_14333_6420.N1	26-NOV-2004 09:44:54	Bright	78.500	27	24Gam Ori	1.6360	26000.	157	14333	No
197	GOM_NL__2PRFIN20041126_094728_000000372032_00251_14333_6421.N1	26-NOV-2004 09:47:28	Bright	37.000	105	6Bet Ari	2.6450	8900.0	74	14333	No
198	GOM_NL__2PRFIN20041126_095112_000000372032_00251_14333_6422.N1	26-NOV-2004 09:51:12	Bright	37.000	173	4Bet Tri	3.0040	8900.0	74	14333	No
199	GOM_NL__2PRFIN20041126_095252_000000392032_00251_14333_6423.N1	26-NOV-2004 09:52:52	Bright	38.500	79	26Bet Per	2.3100	13100.	77	14333	No
200	GOM_NL__2PRFIN20041126_095514_000000392032_00251_14333_6424.N1	26-NOV-2004 09:55:14	Bright	39.000	175	39Del Per	3.0100	19400.	78	14333	No
201	GOM_NL__2PRFIN20041126_095809_000000402032_00251_14333_6425.N1	26-NOV-2004 09:58:09	Bright	39.500	68	18Alp Cas	2.2250	4500.0	79	14333	No
202	GOM_NL__2PRFIN20041126_095924_000000392032_00251_14333_6426.N1	26-NOV-2004 09:59:24	Bright	38.500	74	11Bet Cas	2.2680	6600.0	77	14333	No
203	GOM_NL__2PRFIN20041126_100623_000000382032_00251_14333_6427.N1	26-NOV-2004 10:06:23	Bright	38.000	49	1Alp UMi	1.9900	6300.0	76	14333	No
204	GOM_NL__2PRFIN20041126_101059_000000382032_00251_14333_6428.N1	26-NOV-2004 10:10:59	Bright	38.000	60	7Bet UMi	2.0810	3950.0	76	14333	No
205	GOM_NL__2PRFIN20041126_101325_000000382032_00251_14333_6429.N1	26-NOV-2004 10:13:25	Bright	38.000	119	14Eta Dra	2.7270	4700.0	76	14333	No
206	GOM_NL__2PRFIN20041126_101500_000000452032_00251_14333_6430.N1	26-NOV-2004 10:15:00	Bright	44.500	82	48Bet UMa	2.3650	10600.	89	14333	No
207	GOM_NL__2PRFIN20041126_101641_000000392032_00251_14333_6431.N1	26-NOV-2004 10:16:41	Bright	39.000	55	79Zet UMa	2.0600	10200.	78	14333	No
208	GOM_NL__2PRFIN20041126_101816_000000422032_00251_14333_6432.N1	26-NOV-2004 10:18:16	Bright	41.500	39	85Eta UMa	1.8540	24000.	83	14333	No
209	GOM_NL__2PRFIN20041126_102104_000000412032_00251_14333_6433.N1	26-NOV-2004 10:21:04	Bright	40.500	180	27Gam Boo	3.0400	8000.0	81	14333	No
210	GOM_NL__2PRFIN20041126_102404_000000352032_00251_14333_6434.N1	26-NOV-2004 10:24:04	Bright	34.500	83		2.3780	11000.	69	14333	No
211	GOM_NL__2PRFIN20041126_102635_000000362032_00251_14333_6435.N1	26-NOV-2004 10:26:35	Bright	35.500	3	16Alp Boo	-0.050000	4250.0	71	14333	No
212	GOM_NL__2PRFIN20041126_102940_000000632032_00251_14333_6436.N1	26-NOV-2004 10:29:40	Bright	63.000	96	68Del Leo	2.5600	9300.0	126	14333	No
213	GOM_NL__2PRFIN20041126_103335_000001502032_00251_14333_6437.N1	26-NOV-2004 10:33:35	Tw_i_and_stray	150.00	51	41Gam1Leo	2.0100	4500.0	300	14333	No
214	GOM_NL__2PRFIN20041126_103935_000000472032_00251_14333_6438.N1	26-NOV-2004 10:39:35	Tw_i_and_stray	46.500	100	4Gam Crv	2.5800	13100.	93	14333	No
215	GOM_NL__2PRFIN20041126_104110_000000472032_00251_14333_6439.N1	26-NOV-2004 10:41:10	Dark	47.000	171	2Eps Crv	3.0010	4250.0	94	14333	No
216	GOM_NL__2PRFIN20041126_104640_000000412032_00251_14333_6440.N1	26-NOV-2004 10:46:40	Dark	41.000	64	Gam Cen	2.2000	10600.	82	14333	No
217	GOM_NL__2PRFIN20041126_104839_000000442032_00251_14333_6441.N1	26-NOV-2004 10:48:39	Dark	44.000	10	Bet Cen	0.61000	28000.	88	14333	No
218	GOM_NL__2PRFIN20041126_105022_000000482032_00252_14334_6410.N1	26-NOV-2004 10:50:22	Dark	47.500	12	Alp1Cru	0.77500	30000.	95	14334	No
219	GOM_NL__2PRFIN20041126_105255_000000382032_00252_14334_6411.N1	26-NOV-2004 10:52:55	Dark	38.000	124	The Car	2.7640	30000.	76	14334	No

220	GOM_NL__2PRFIN20041126_105434_000000402032_00252_14334_6412.N1	26-NOV-2004 10:54:34	Dark	39.500	159	Ups Car	2.9200	7200.0	79	14334	No
221	GOM_NL__2PRFIN20041126_105724_000000462032_00252_14334_6413.N1	26-NOV-2004 10:57:24	Dark	46.000	41	Eps Car	1.8600	4100.0	92	14334	No
222	GOM_NL__2PRFIN20041126_105907_000000502032_00252_14334_6414.N1	26-NOV-2004 10:59:07	Dark	50.000	34	Gam2Vel	1.7930	23000.	100	14334	No
223	GOM_NL__2PRFIN20041126_110041_000000562032_00252_14334_6415.N1	26-NOV-2004 11:00:41	Dark	55.500	70	Zet Pup	2.2460	39000.	111	14334	No
224	GOM_NL__2PRFIN20041126_110251_000000592032_00252_14334_6416.N1	26-NOV-2004 11:02:51	Dark	59.000	2	Alp Car	-0.73600	7000.0	118	14334	No
225	GOM_NL__2PRFIN20041126_110421_000000702032_00252_14334_6417.N1	26-NOV-2004 11:04:21	Dark	69.500	117	Pi Pup	2.7060	3800.0	139	14334	No
226	GOM_NL__2PRFIN20041126_110818_000000722032_00252_14334_6418.N1	26-NOV-2004 11:08:18	Dark	72.000	23	21Eps CMa	1.5020	26000.	144	14334	No
227	GOM_NL__2PRFIN20041126_111032_000000802032_00252_14334_6419.N1	26-NOV-2004 11:10:32	Straylight	79.500	179	24Omi2CMa	3.0320	24000.	159	14334	No
228	GOM_NL__2PRFIN20041126_111520_000001192032_00252_14334_6420.N1	26-NOV-2004 11:15:20	Straylight	118.50	1	9Alp CMa	-1.4400	11000.	237	14334	No
229	GOM_NL__2PRFIN20041126_111913_000000692032_00252_14334_6421.N1	26-NOV-2004 11:19:13	Straylight	68.500	7	19Bet Ori	0.10000	14000.	137	14334	No
230	GOM_NL__2PRFIN20041126_112239_000000692032_00252_14334_6422.N1	26-NOV-2004 11:22:39	Tw_i_and_stray	69.000	30	46Eps Ori	1.6940	30000.	138	14334	No
231	GOM_NL__2PRFIN20041126_112532_000000752032_00252_14334_6423.N1	26-NOV-2004 11:25:32	Bright	75.000	27	24Gam Ori	1.6360	26000.	150	14334	No
232	GOM_NL__2PRFIN20041126_112804_000000392032_00252_14334_6424.N1	26-NOV-2004 11:28:04	Bright	38.500	105	6Bet Ari	2.6450	8900.0	77	14334	No
233	GOM_NL__2PRFIN20041126_113148_000000372032_00252_14334_6425.N1	26-NOV-2004 11:31:48	Bright	37.000	173	4Bet Tri	3.0040	8900.0	74	14334	No
234	GOM_NL__2PRFIN20041126_113327_000000402032_00252_14334_6426.N1	26-NOV-2004 11:33:27	Bright	39.500	79	26Bet Per	2.3100	13100.	79	14334	No
235	GOM_NL__2PRFIN20041126_113549_000000382032_00252_14334_6427.N1	26-NOV-2004 11:35:49	Bright	37.500	175	39Del Per	3.0100	19400.	75	14334	No
236	GOM_NL__2PRFIN20041126_113846_000000402032_00252_14334_6428.N1	26-NOV-2004 11:38:46	Bright	40.000	68	18Alp Cas	2.2250	4500.0	80	14334	No
237	GOM_NL__2PRFIN20041126_114000_000000392032_00252_14334_6429.N1	26-NOV-2004 11:40:00	Bright	39.000	74	11Bet Cas	2.2680	6600.0	78	14334	No
238	GOM_NL__2PRFIN20041126_114658_000000402032_00252_14334_6430.N1	26-NOV-2004 11:46:58	Bright	39.500	49	1Alp UMi	1.9900	6300.0	79	14334	No
239	GOM_NL__2PRFIN20041126_115135_000000402032_00252_14334_6431.N1	26-NOV-2004 11:51:35	Bright	39.500	60	7Bet UMi	2.0810	3950.0	79	14334	No
240	GOM_NL__2PRFIN20041126_115400_000000372032_00252_14334_6432.N1	26-NOV-2004 11:54:00	Bright	37.000	119	14Eta Dra	2.7270	4700.0	74	14334	No
241	GOM_NL__2PRFIN20041126_115536_000000462032_00252_14334_6433.N1	26-NOV-2004 11:55:36	Bright	46.000	82	48Bet UMa	2.3650	10600.	92	14334	No
242	GOM_NL__2PRFIN20041126_115716_000000392032_00252_14334_6434.N1	26-NOV-2004 11:57:16	Bright	38.500	55	79Zet UMa	2.0600	10200.	77	14334	No
243	GOM_NL__2PRFIN20041126_115852_000000382032_00252_14334_6435.N1	26-NOV-2004 11:58:52	Bright	38.000	39	85Eta UMa	1.8540	24000.	76	14334	No
244	GOM_NL__2PRFIN20041126_120139_000000382032_00252_14334_6436.N1	26-NOV-2004 12:01:39	Bright	37.500	180	27Gam Boo	3.0400	8000.0	75	14334	No
245	GOM_NL__2PRFIN20041126_120440_000000372032_00252_14334_6437.N1	26-NOV-2004 12:04:40	Bright	36.500	83		2.3780	11000.	73	14334	No
246	GOM_NL__2PRFIN20041126_120711_000000362032_00252_14334_6438.N1	26-NOV-2004 12:07:11	Bright	36.000	3	16Alp Boo	-0.050000	4250.0	72	14334	No
247	GOM_NL__2PRFIN20041126_121016_000000642032_00252_14334_6439.N1	26-NOV-2004 12:10:16	Bright	63.500	96	68Del Leo	2.5600	9300.0	127	14334	No
248	GOM_NL__2PRFIN20041126_121414_000001392032_00252_14334_6440.N1	26-NOV-2004 12:14:14	Tw_i_and_stray	139.00	51	41Gam1Leo	2.0100	4500.0	278	14334	No
249	GOM_NL__2PRFIN20041126_122011_000000482032_00252_14334_6441.N1	26-NOV-2004 12:20:11	Tw_i_and_stray	48.000	100	4Gam Crv	2.5800	13100.	96	14334	No
250	GOM_NL__2PRFIN20041126_122147_000000472032_00252_14334_6442.N1	26-NOV-2004 12:21:47	Dark	47.000	171	2Eps Crv	3.0010	4250.0	94	14334	No
251	GOM_NL__2PRFIN20041126_122715_000000442032_00252_14334_6443.N1	26-NOV-2004 12:27:15	Dark	44.000	64	Gam Cen	2.2000	10600.	88	14334	No
252	GOM_NL__2PRFIN20041126_122914_000000522032_00252_14334_6444.N1	26-NOV-2004 12:29:14	Dark	52.000	10	Bet Cen	0.61000	28000.	104	14334	No
253	GOM_NL__2PRFIN20041126_123057_000000462032_00253_14335_6414.N1	26-NOV-2004 12:30:57	Dark	45.500	12	Alp1Cru	0.77500	30000.	91	14335	No
254	GOM_NL__2PRFIN20041126_123331_000000392032_00253_14335_6415.N1	26-NOV-2004 12:33:31	Dark	39.000	124	The Car	2.7640	30000.	78	14335	No
255	GOM_NL__2PRFIN20041126_123510_000000392032_00253_14335_6416.N1	26-NOV-2004 12:35:10	Dark	39.000	159	Ups Car	2.9200	7200.0	78	14335	No
256	GOM_NL__2PRFIN20041126_123800_000000472032_00253_14335_6417.N1	26-NOV-2004 12:38:00	Dark	46.500	41	Eps Car	1.8600	4100.0	93	14335	No
257	GOM_NL__2PRFIN20041126_123944_000000502032_00253_14335_6418.N1	26-NOV-2004 12:39:44	Dark	50.000	34	Gam2Vel	1.7930	23000.	100	14335	No
258	GOM_NL__2PRFIN20041126_124118_000000572032_00253_14335_6419.N1	26-NOV-2004 12:41:18	Dark	57.000	70	Zet Pup	2.2460	39000.	114	14335	No
259	GOM_NL__2PRFIN20041126_124328_000000552032_00253_14335_6420.N1	26-NOV-2004 12:43:28	Dark	54.500	2	Alp Car	-0.73600	7000.0	109	14335	No
260	GOM_NL__2PRFIN20041126_124456_000000652032_00253_14335_6421.N1	26-NOV-2004 12:44:56	Dark	65.000	117	Pi Pup	2.7060	3800.0	130	14335	No
261	GOM_NL__2PRFIN20041126_124855_000000792032_00253_14335_6422.N1	26-NOV-2004 12:48:55	Dark	78.500	23	21Eps CMa	1.5020	26000.	157	14335	No
262	GOM_NL__2PRFIN20041126_125109_000000782032_00253_14335_6423.N1	26-NOV-2004 12:51:09	Straylight	77.500	179	24Omi2CMa	3.0320	24000.	155	14335	No
263	GOM_NL__2PRFIN20041126_125556_000001132032_00253_14335_6424.N1	26-NOV-2004 12:55:56	Straylight	113.00	1	9Alp CMa	-1.4400	11000.	226	14335	No
264	GOM_NL__2PRFIN20041126_125951_000000672032_00253_14335_6425.N1	26-NOV-2004 12:59:51	Straylight	67.000	7	19Bet Ori	0.10000	14000.	134	14335	No
265	GOM_NL__2PRFIN20041126_130314_000000712032_00253_14335_6426.N1	26-NOV-2004 13:03:14	Tw_i_and_stray	70.500	30	46Eps Ori	1.6940	30000.	141	14335	No
266	GOM_NL__2PRFIN20041126_130606_000000702032_00253_14335_6427.N1	26-NOV-2004 13:06:06	Bright	70.000	27	24Gam Ori	1.6360	26000.	140	14335	No
267	GOM_NL__2PRFIN20041126_130840_000000382032_00253_14335_6428.N1	26-NOV-2004 13:08:40	Bright	38.000	105	6Bet Ari	2.6450	8900.0	76	14335	No
268	GOM_NL__2PRFIN20041126_131224_000000362032_00253_14335_6429.N1	26-NOV-2004 13:12:24	Bright	35.500	173	4Bet Tri	3.0040	8900.0	71	14335	No
269	GOM_NL__2PRFIN20041126_131403_000000372032_00253_14335_6430.N1	26-NOV-2004 13:14:03	Bright	37.000	79	26Bet Per	2.3100	13100.	74	14335	No
270	GOM_NL__2PRFIN20041126_131625_000000382032_00253_14335_6431.N1	26-NOV-2004 13:16:25	Bright	38.000	175	39Del Per	3.0100	19400.	76	14335	No
271	GOM_NL__2PRFIN20041126_131922_000000372032_00253_14335_6432.N1	26-NOV-2004 13:19:22	Bright	36.500	68	18Alp Cas	2.2250	4500.0	73	14335	No
272	GOM_NL__2PRFIN20041126_132037_000000412032_00253_14335_6433.N1	26-NOV-2004 13:20:37	Bright	40.500	74	11Bet Cas	2.2680	6600.0	81	14335	No
273	GOM_NL__2PRFIN20041126_132735_000000382032_00253_14335_6434.N1	26-NOV-2004 13:27:35	Bright	37.500	49	1Alp UMi	1.9900	6300.0	75	14335	No
274	GOM_NL__2PRFIN20041126_133211_000000382032_00253_14335_6435.N1	26-NOV-2004 13:32:11	Bright	37.500	60	7Bet UMi	2.0810	3950.0	75	14335	No
275	GOM_NL__2PRFIN20041126_133434_000000442032_00253_14335_6436.N1	26-NOV-2004 13:34:34	Bright	43.500	36	50Alp UMa	1.8000	6300.0	87	14335	No
276	GOM_NL__2PRFIN20041126_133611_000000462032_00253_14335_6437.N1	26-NOV-2004 13:36:11	Bright	46.000	82	48Bet UMa	2.3650	10600.	92	14335	No
277	GOM_NL__2PRFIN20041126_133753_000000442032_00253_14335_6438.N1	26-NOV-2004 13:37:53	Bright	43.500	55	79Zet UMa	2.0600	10200.	87	14335	No
278	GOM_NL__2PRFIN20041126_133928_000000392032_00253_14335_6439.N1	26-NOV-2004 13:39:28	Bright	38.500	39	85Eta UMa	1.8540	24000.	77	14335	No

279	GOM_NL__2PRFIN20041126_134217_000000352032_00253_14335_6440.N1	26-NOV-2004 13:42:17	Bright	34.500	180	27Gam Boo	3.0400	8000.0	69	14335	No
280	GOM_NL__2PRFIN20041126_134516_000000382032_00253_14335_6441.N1	26-NOV-2004 13:45:16	Bright	37.500	83		2.3780	11000.	75	14335	No
281	GOM_NL__2PRFIN20041126_134747_000000362032_00253_14335_6442.N1	26-NOV-2004 13:47:47	Bright	36.000	3	16Alp Boo	-0.050000	4250.0	72	14335	No
282	GOM_NL__2PRFIN20041126_135158_000000542032_00253_14335_6443.N1	26-NOV-2004 13:51:58	Bright	53.500	62	94Bet Leo	2.1360	9700.0	107	14335	No
283	GOM_NL__2PRFIN20041126_135451_000001602032_00253_14335_6444.N1	26-NOV-2004 13:54:51	Tw_i_and_stray	160.00	51	41Gam1Leo	2.0100	4500.0	320	14335	No
284	GOM_NL__2PRFIN20041126_135959_000000462032_00253_14335_6445.N1	26-NOV-2004 13:59:59	Tw_i_and_stray	45.500	163	7Del Crv	2.9450	11000.	91	14335	No
285	GOM_NL__2PRFIN20041126_140139_000000472032_00253_14335_6446.N1	26-NOV-2004 14:01:39	Twilight	46.500	106	9Bet Crv	2.6480	5600.0	93	14335	No
286	GOM_NL__2PRFIN20041126_140329_000002552032_00253_14335_6447.N1	26-NOV-2004 14:03:29	Dark	255.00	22	32Alp Leo	1.3600	15200.	510	14335	No
287	GOM_NL__2PRFIN20041126_140950_000000492032_00253_14335_6448.N1	26-NOV-2004 14:09:50	Dark	48.500	10	Bet Cen	0.61000	28000.	97	14335	No
288	GOM_NL__2PRFIN20041126_141134_000000482032_00254_14336_6406.N1	26-NOV-2004 14:11:34	Dark	47.500	12	Alp1Cru	0.77500	30000.	95	14336	No
289	GOM_NL__2PRFIN20041126_141407_000000392032_00254_14336_6407.N1	26-NOV-2004 14:14:07	Dark	39.000	124	The Car	2.7640	30000.	78	14336	No
290	GOM_NL__2PRFIN20041126_141547_000000412032_00254_14336_6408.N1	26-NOV-2004 14:15:47	Dark	41.000	159	Ups Car	2.9200	7200.0	82	14336	No
291	GOM_NL__2PRFIN20041126_141836_000000492032_00254_14336_6409.N1	26-NOV-2004 14:18:36	Dark	48.500	41	Eps Car	1.8600	4100.0	97	14336	No
292	GOM_NL__2PRFIN20041126_142020_000000542032_00254_14336_6410.N1	26-NOV-2004 14:20:20	Dark	53.500	34	Gam2Vel	1.7930	23000.	107	14336	No
293	GOM_NL__2PRFIN20041126_142155_000000582032_00254_14336_6411.N1	26-NOV-2004 14:21:55	Dark	57.500	70	Zet Pup	2.2460	39000.	115	14336	No
294	GOM_NL__2PRFIN20041126_142404_000000562032_00254_14336_6412.N1	26-NOV-2004 14:24:04	Dark	55.500	2	Alp Car	-0.73600	7000.0	111	14336	No
295	GOM_NL__2PRFIN20041126_142534_000000632032_00254_14336_6413.N1	26-NOV-2004 14:25:34	Dark	63.000	117	Pi Pup	2.7060	3800.0	126	14336	No
296	GOM_NL__2PRFIN20041126_142932_000000692032_00254_14336_6414.N1	26-NOV-2004 14:29:32	Dark	68.500	23	21Eps CMa	1.5020	26000.	137	14336	No
297	GOM_NL__2PRFIN20041126_143146_000000802032_00254_14336_6415.N1	26-NOV-2004 14:31:46	Straylight	79.500	179	24Omi2CMa	3.0320	24000.	159	14336	No
298	GOM_NL__2PRFIN20041126_143633_000001132032_00254_14336_6416.N1	26-NOV-2004 14:36:33	Straylight	113.00	1	9Alp CMa	-1.4400	11000.	226	14336	No
299	GOM_NL__2PRFIN20041126_144026_000000722032_00254_14336_6417.N1	26-NOV-2004 14:40:26	Straylight	72.000	7	19Bet Ori	0.10000	14000.	144	14336	No
300	GOM_NL__2PRFIN20041126_144350_000000692032_00254_14336_6418.N1	26-NOV-2004 14:43:50	Tw_i_and_stray	68.500	30	46Eps Ori	1.6940	30000.	137	14336	No
301	GOM_NL__2PRFIN20041126_144642_000000642032_00254_14336_6419.N1	26-NOV-2004 14:46:42	Bright	63.500	27	24Gam Ori	1.6360	26000.	127	14336	No
302	GOM_NL__2PRFIN20041126_144915_000000402032_00254_14336_6420.N1	26-NOV-2004 14:49:15	Bright	40.000	105	6Bet Ari	2.6450	8900.0	80	14336	No
303	GOM_NL__2PRFIN20041126_145300_000000372032_00254_14336_6421.N1	26-NOV-2004 14:53:00	Bright	36.500	173	4Bet Tri	3.0040	8900.0	73	14336	No
304	GOM_NL__2PRFIN20041126_145439_000000392032_00254_14336_6422.N1	26-NOV-2004 14:54:39	Bright	38.500	79	26Bet Per	2.3100	13100.	77	14336	No
305	GOM_NL__2PRFIN20041126_145700_000000392032_00254_14336_6423.N1	26-NOV-2004 14:57:00	Bright	38.500	175	39Del Per	3.0100	19400.	77	14336	No
306	GOM_NL__2PRFIN20041126_145958_000000392032_00254_14336_6424.N1	26-NOV-2004 14:59:58	Bright	39.000	68	18Alp Cas	2.2250	4500.0	78	14336	No
307	GOM_NL__2PRFIN20041126_150113_000000392032_00254_14336_6425.N1	26-NOV-2004 15:01:13	Bright	39.000	74	11Bet Cas	2.2680	6600.0	78	14336	No
308	GOM_NL__2PRFIN20041126_150810_000000372032_00254_14336_6426.N1	26-NOV-2004 15:08:10	Bright	37.000	49	1Alp UMi	1.9900	6300.0	74	14336	No
309	GOM_NL__2PRFIN20041126_151247_000000392032_00254_14336_6427.N1	26-NOV-2004 15:12:47	Bright	39.000	60	7Bet UMi	2.0810	3950.0	78	14336	No
310	GOM_NL__2PRFIN20041126_151510_000000422032_00254_14336_6428.N1	26-NOV-2004 15:15:10	Bright	41.500	36	50Alp UMa	1.8000	6300.0	83	14336	No
311	GOM_NL__2PRFIN20041126_151647_000000472032_00254_14336_6429.N1	26-NOV-2004 15:16:47	Bright	46.500	82	48Bet UMa	2.3650	10600.	93	14336	No
312	GOM_NL__2PRFIN20041126_151829_000000392032_00254_14336_6430.N1	26-NOV-2004 15:18:29	Bright	38.500	55	79Zet UMa	2.0600	10200.	77	14336	No
313	GOM_NL__2PRFIN20041126_152004_000000412032_00254_14336_6431.N1	26-NOV-2004 15:20:04	Bright	40.500	39	85Eta UMa	1.8540	24000.	81	14336	No
314	GOM_NL__2PRFIN20041126_152253_000000382032_00254_14336_6432.N1	26-NOV-2004 15:22:53	Bright	38.000	180	27Gam Boo	3.0400	8000.0	76	14336	No
315	GOM_NL__2PRFIN20041126_152552_000000372032_00254_14336_6433.N1	26-NOV-2004 15:25:52	Bright	37.000	83		2.3780	11000.	74	14336	No
316	GOM_NL__2PRFIN20041126_152823_000000372032_00254_14336_6434.N1	26-NOV-2004 15:28:23	Bright	36.500	3	16Alp Boo	-0.050000	4250.0	73	14336	No
317	GOM_NL__2PRFIN20041126_153234_000000532032_00254_14336_6435.N1	26-NOV-2004 15:32:34	Bright	53.000	62	94Bet Leo	2.1360	9700.0	106	14336	No
318	GOM_NL__2PRFIN20041126_153529_000001542032_00254_14336_6436.N1	26-NOV-2004 15:35:29	Tw_i_and_stray	153.50	51	41Gam1Leo	2.0100	4500.0	307	14336	No
319	GOM_NL__2PRFIN20041126_154036_000000452032_00254_14336_6437.N1	26-NOV-2004 15:40:36	Tw_i_and_stray	44.500	163	7Del Crv	2.9450	11000.	89	14336	No
320	GOM_NL__2PRFIN20041126_154216_000000482032_00254_14336_6438.N1	26-NOV-2004 15:42:16	Twilight	47.500	106	9Bet Crv	2.6480	5600.0	95	14336	No
321	GOM_NL__2PRFIN20041126_154412_000002552032_00254_14336_6439.N1	26-NOV-2004 15:44:12	Dark	255.00	22	32Alp Leo	1.3600	15200.	510	14336	No
322	GOM_NL__2PRFIN20041126_155026_000000462032_00254_14336_6440.N1	26-NOV-2004 15:50:26	Dark	45.500	10	Bet Cen	0.61000	28000.	91	14336	No
323	GOM_NL__2PRFIN20041126_155209_000000492032_00255_14337_6406.N1	26-NOV-2004 15:52:09	Dark	48.500	12	Alp1Cru	0.77500	30000.	97	14337	No
324	GOM_NL__2PRFIN20041126_155443_000000402032_00255_14337_6407.N1	26-NOV-2004 15:54:43	Dark	39.500	124	The Car	2.7640	30000.	79	14337	No
325	GOM_NL__2PRFIN20041126_155622_000000422032_00255_14337_6408.N1	26-NOV-2004 15:56:22	Dark	42.000	159	Ups Car	2.9200	7200.0	84	14337	No
326	GOM_NL__2PRFIN20041126_155911_000000502032_00255_14337_6409.N1	26-NOV-2004 15:59:11	Dark	50.000	41	Eps Car	1.8600	4100.0	100	14337	No
327	GOM_NL__2PRFIN20041126_160057_000000532032_00255_14337_6410.N1	26-NOV-2004 16:00:57	Dark	52.500	34	Gam2Vel	1.7930	23000.	105	14337	No
328	GOM_NL__2PRFIN20041126_160232_000000632032_00255_14337_6411.N1	26-NOV-2004 16:02:32	Dark	63.000	70	Zet Pup	2.2460	39000.	126	14337	No
329	GOM_NL__2PRFIN20041126_160440_000000542032_00255_14337_6412.N1	26-NOV-2004 16:04:40	Dark	54.000	2	Alp Car	-0.73600	7000.0	108	14337	No
330	GOM_NL__2PRFIN20041126_160612_000000662032_00255_14337_6413.N1	26-NOV-2004 16:06:12	Dark	65.500	117	Pi Pup	2.7060	3800.0	131	14337	No
331	GOM_NL__2PRFIN20041126_161008_000000742032_00255_14337_6414.N1	26-NOV-2004 16:10:08	Dark	73.500	23	21Eps CMa	1.5020	26000.	147	14337	No
332	GOM_NL__2PRFIN20041126_161223_000000822032_00255_14337_6415.N1	26-NOV-2004 16:12:23	Straylight	82.000	179	24Omi2CMa	3.0320	24000.	164	14337	No
333	GOM_NL__2PRFIN20041126_161709_000001272032_00255_14337_6416.N1	26-NOV-2004 16:17:09	Straylight	127.00	1	9Alp CMa	-1.4400	11000.	254	14337	No
334	GOM_NL__2PRFIN20041126_162103_000000652032_00255_14337_6417.N1	26-NOV-2004 16:21:03	Straylight	64.500	7	19Bet Ori	0.10000	14000.	129	14337	No
335	GOM_NL__2PRFIN20041126_162426_000000692032_00255_14337_6418.N1	26-NOV-2004 16:24:26	Tw_i_and_stray	69.000	30	46Eps Ori	1.6940	30000.	138	14337	No
336	GOM_NL__2PRFIN20041126_162718_000000712032_00255_14337_6419.N1	26-NOV-2004 16:27:18	Bright	71.000	27	24Gam Ori	1.6360	26000.	142	14337	No
337	GOM_NL__2PRFIN20041126_162953_000000392032_00255_14337_6420.N1	26-NOV-2004 16:29:53	Bright	38.500	105	6Bet Ari	2.6450	8900.0	77	14337	No

338	GOM_NL__2PRFIN20041126_163335_000000382032_00255_14337_6421.N1	26-NOV-2004 16:33:35	Bright	37.500	173	4Bet Tri	3.0040	8900.0	75	14337	No
339	GOM_NL__2PRFIN20041126_163514_000000402032_00255_14337_6422.N1	26-NOV-2004 16:35:14	Bright	39.500	79	26Bet Per	2.3100	13100.	79	14337	No
340	GOM_NL__2PRFIN20041126_163736_000000382032_00255_14337_6423.N1	26-NOV-2004 16:37:36	Bright	38.000	175	39Del Per	3.0100	19400.	76	14337	No
341	GOM_NL__2PRFIN20041126_164034_000000402032_00255_14337_6424.N1	26-NOV-2004 16:40:34	Bright	40.000	68	18Alp Cas	2.2250	4500.0	80	14337	No
342	GOM_NL__2PRFIN20041126_164149_000000402032_00255_14337_6425.N1	26-NOV-2004 16:41:49	Bright	39.500	74	11Bet Cas	2.2680	6600.0	79	14337	No
343	GOM_NL__2PRFIN20041126_164846_000000402032_00255_14337_6426.N1	26-NOV-2004 16:48:46	Bright	39.500	49	1Alp UMi	1.9900	6300.0	79	14337	No
344	GOM_NL__2PRFIN20041126_165322_000000432032_00255_14337_6427.N1	26-NOV-2004 16:53:22	Bright	42.500	60	7Bet UMi	2.0810	3950.0	85	14337	No
345	GOM_NL__2PRFIN20041126_165545_000000462032_00255_14337_6428.N1	26-NOV-2004 16:55:45	Bright	46.000	36	50Alp UMa	1.8000	6300.0	92	14337	No
346	GOM_NL__2PRFIN20041126_165722_000000462032_00255_14337_6429.N1	26-NOV-2004 16:57:22	Bright	46.000	82	48Bet UMa	2.3650	10600.	92	14337	No
347	GOM_NL__2PRFIN20041126_165904_000000372032_00255_14337_6430.N1	26-NOV-2004 16:59:04	Bright	37.000	55	79Zet UMa	2.0600	10200.	74	14337	No
348	GOM_NL__2PRFIN20041126_170040_000000392032_00255_14337_6431.N1	26-NOV-2004 17:00:40	Bright	39.000	39	85Eta UMa	1.8540	24000.	78	14337	No
349	GOM_NL__2PRFIN20041126_170329_000000522032_00255_14337_6432.N1	26-NOV-2004 17:03:29	Bright	52.000	180	27Gam Boo	3.0400	8000.0	104	14337	No
350	GOM_NL__2PRFIN20041126_170628_000000382032_00255_14337_6433.N1	26-NOV-2004 17:06:28	Bright	37.500	83		2.3780	11000.	75	14337	No
351	GOM_NL__2PRFIN20041126_170859_000000362032_00255_14337_6434.N1	26-NOV-2004 17:08:59	Bright	36.000	3	16Alp Boo	-0.050000	4250.0	72	14337	No
352	GOM_NL__2PRFIN20041126_171311_000000542032_00255_14337_6435.N1	26-NOV-2004 17:13:11	Bright	53.500	62	94Bet Leo	2.1360	9700.0	107	14337	No
353	GOM_NL__2PRFIN20041126_171607_000001522032_00255_14337_6436.N1	26-NOV-2004 17:16:07	Twilight	151.50	51	41Gam1Leo	2.0100	4500.0	303	14337	No
354	GOM_NL__2PRFIN20041126_172112_000000442032_00255_14337_6437.N1	26-NOV-2004 17:21:12	Twilight	43.500	163	7Del Crv	2.9450	11000.	87	14337	No
355	GOM_NL__2PRFIN20041126_172252_000000472032_00255_14337_6438.N1	26-NOV-2004 17:22:52	Twilight	46.500	106	9Bet Crv	2.6480	5600.0	93	14337	No
356	GOM_NL__2PRFIN20041126_172455_000002552032_00255_14337_6439.N1	26-NOV-2004 17:24:55	Dark	255.00	22	32Alp Leo	1.3600	15200.	510	14337	No
357	GOM_NL__2PRFIN20041126_173103_000000402032_00255_14337_6440.N1	26-NOV-2004 17:31:03	Dark	39.500	10	Bet Cen	0.61000	28000.	79	14337	No
358	GOM_NL__2PRFIN20041126_173245_000000502032_00256_14338_6407.N1	26-NOV-2004 17:32:45	Dark	49.500	12	Alp1Cru	0.77500	30000.	99	14338	No
359	GOM_NL__2PRFIN20041126_173519_000000412032_00256_14338_6408.N1	26-NOV-2004 17:35:19	Dark	41.000	124	The Car	2.7640	30000.	82	14338	No
360	GOM_NL__2PRFIN20041126_173659_000000402032_00256_14338_6409.N1	26-NOV-2004 17:36:59	Dark	39.500	159	Ups Car	2.9200	7200.0	79	14338	No
361	GOM_NL__2PRFIN20041126_173951_000000452032_00256_14338_6410.N1	26-NOV-2004 17:39:51	Dark	45.000	41	Eps Car	1.8600	4100.0	90	14338	No
362	GOM_NL__2PRFIN20041126_174134_000000532032_00256_14338_6411.N1	26-NOV-2004 17:41:34	Dark	53.000	34	Gam2Vel	1.7930	23000.	106	14338	No
363	GOM_NL__2PRFIN20041126_174309_000000572032_00256_14338_6412.N1	26-NOV-2004 17:43:09	Dark	57.000	70	Zet Pup	2.2460	39000.	114	14338	No
364	GOM_NL__2PRFIN20041126_174517_000000592032_00256_14338_6413.N1	26-NOV-2004 17:45:17	Dark	59.000	2	Alp Car	-0.73600	7000.0	118	14338	No
365	GOM_NL__2PRFIN20041126_174649_000000662032_00256_14338_6414.N1	26-NOV-2004 17:46:49	Dark	65.500	117	Pi Pup	2.7060	3800.0	131	14338	No
366	GOM_NL__2PRFIN20041126_175045_000000742032_00256_14338_6415.N1	26-NOV-2004 17:50:45	Dark	73.500	23	21Eps CMa	1.5020	26000.	147	14338	No
367	GOM_NL__2PRFIN20041126_175259_000000802032_00256_14338_6416.N1	26-NOV-2004 17:52:59	Straylight	80.000	179	24Omi2CMa	3.0320	24000.	160	14338	No
368	GOM_NL__2PRFIN20041126_175745_000001122032_00256_14338_6417.N1	26-NOV-2004 17:57:45	Straylight	112.00	1	9Alp CMa	-1.4400	11000.	224	14338	No
369	GOM_NL__2PRFIN20041126_180138_000000612032_00256_14338_6418.N1	26-NOV-2004 18:01:38	Straylight	61.000	7	19Bet Ori	0.10000	14000.	122	14338	No
370	GOM_NL__2PRFIN20041126_180501_000000732032_00256_14338_6419.N1	26-NOV-2004 18:05:01	Twilight	72.500	30	46Eps Ori	1.6940	30000.	145	14338	No
371	GOM_NL__2PRFIN20041126_180753_000000672032_00256_14338_6420.N1	26-NOV-2004 18:07:53	Bright	66.500	27	24Gam Ori	1.6360	26000.	133	14338	No
372	GOM_NL__2PRFIN20041126_181029_000000402032_00256_14338_6421.N1	26-NOV-2004 18:10:29	Bright	39.500	105	6Bet Ari	2.6450	8900.0	79	14338	No
373	GOM_NL__2PRFIN20041126_181409_000000402032_00256_14338_6422.N1	26-NOV-2004 18:14:09	Bright	39.500	173	4Bet Tri	3.0040	8900.0	79	14338	No
374	GOM_NL__2PRFIN20041126_181550_000000392032_00256_14338_6423.N1	26-NOV-2004 18:15:50	Bright	38.500	79	26Bet Per	2.3100	13100.	77	14338	No
375	GOM_NL__2PRFIN20041126_181812_000000392032_00256_14338_6424.N1	26-NOV-2004 18:18:12	Bright	38.500	175	39Del Per	3.0100	19400.	77	14338	No
376	GOM_NL__2PRFIN20041126_182111_000000392032_00256_14338_6425.N1	26-NOV-2004 18:21:11	Bright	38.500	68	18Alp Cas	2.2250	4500.0	77	14338	No
377	GOM_NL__2PRFIN20041126_182226_000000372032_00256_14338_6426.N1	26-NOV-2004 18:22:26	Bright	36.500	74	11Bet Cas	2.2680	6600.0	73	14338	No
378	GOM_NL__2PRFIN20041126_182922_000000402032_00256_14338_6427.N1	26-NOV-2004 18:29:22	Bright	39.500	49	1Alp UMi	1.9900	6300.0	79	14338	No
379	GOM_NL__2PRFIN20041126_183358_000000412032_00256_14338_6428.N1	26-NOV-2004 18:33:58	Bright	40.500	60	7Bet UMi	2.0810	3950.0	81	14338	No
380	GOM_NL__2PRFIN20041126_183621_000000452032_00256_14338_6429.N1	26-NOV-2004 18:36:21	Bright	44.500	36	50Alp UMa	1.8000	6300.0	89	14338	No
381	GOM_NL__2PRFIN20041126_183758_000000462032_00256_14338_6430.N1	26-NOV-2004 18:37:58	Bright	46.000	82	48Bet UMa	2.3650	10600.	92	14338	No
382	GOM_NL__2PRFIN20041126_183941_000000392032_00256_14338_6431.N1	26-NOV-2004 18:39:41	Bright	39.000	55	79Zet UMa	2.0600	10200.	78	14338	No
383	GOM_NL__2PRFIN20041126_184117_000000392032_00256_14338_6432.N1	26-NOV-2004 18:41:17	Bright	39.000	39	85Eta UMa	1.8540	24000.	78	14338	No
384	GOM_NL__2PRFIN20041126_184405_000000382032_00256_14338_6433.N1	26-NOV-2004 18:44:05	Bright	37.500	180	27Gam Boo	3.0400	8000.0	75	14338	No
385	GOM_NL__2PRFIN20041126_184704_000000362032_00256_14338_6434.N1	26-NOV-2004 18:47:04	Bright	36.000	83		2.3780	11000.	72	14338	No
386	GOM_NL__2PRFIN20041126_184934_000000372032_00256_14338_6435.N1	26-NOV-2004 18:49:34	Bright	36.500	3	16Alp Boo	-0.050000	4250.0	73	14338	No
387	GOM_NL__2PRFIN20041126_185347_000000562032_00256_14338_6436.N1	26-NOV-2004 18:53:47	Bright	56.000	62	94Bet Leo	2.1360	9700.0	112	14338	No
388	GOM_NL__2PRFIN20041126_185645_000001592032_00256_14338_6437.N1	26-NOV-2004 18:56:45	Twilight	158.50	51	41Gam1Leo	2.0100	4500.0	317	14338	No
389	GOM_NL__2PRFIN20041126_190149_000000452032_00256_14338_6438.N1	26-NOV-2004 19:01:49	Twilight	44.500	163	7Del Crv	2.9450	11000.	89	14338	No
390	GOM_NL__2PRFIN20041126_190329_000000482032_00256_14338_6439.N1	26-NOV-2004 19:03:29	Twilight	48.000	106	9Bet Crv	2.6480	5600.0	96	14338	No
391	GOM_NL__2PRFIN20041126_190538_000002552032_00256_14338_6440.N1	26-NOV-2004 19:05:38	Dark	255.00	22	32Alp Leo	1.3600	15200.	510	14338	No
392	GOM_NL__2PRFIN20041126_191138_000000502032_00256_14338_6441.N1	26-NOV-2004 19:11:38	Dark	49.500	10	Bet Cen	0.61000	28000.	99	14338	No
393	GOM_NL__2PRFIN20041126_191322_000000422032_00257_14339_6407.N1	26-NOV-2004 19:13:22	Dark	42.000	12	Alp1Cru	0.77500	30000.	84	14339	No
394	GOM_NL__2PRFIN20041126_191554_000000422032_00257_14339_6408.N1	26-NOV-2004 19:15:54	Dark	42.000	124	The Car	2.7640	30000.	84	14339	No
395	GOM_NL__2PRFIN20041126_191736_000000402032_00257_14339_6409.N1	26-NOV-2004 19:17:36	Dark	39.500	159	Ups Car	2.9200	7200.0	79	14339	No
396	GOM_NL__2PRFIN20041126_192027_000000432032_00257_14339_6410.N1	26-NOV-2004 19:20:27	Dark	43.000	41	Eps Car	1.8600	4100.0	86	14339	No

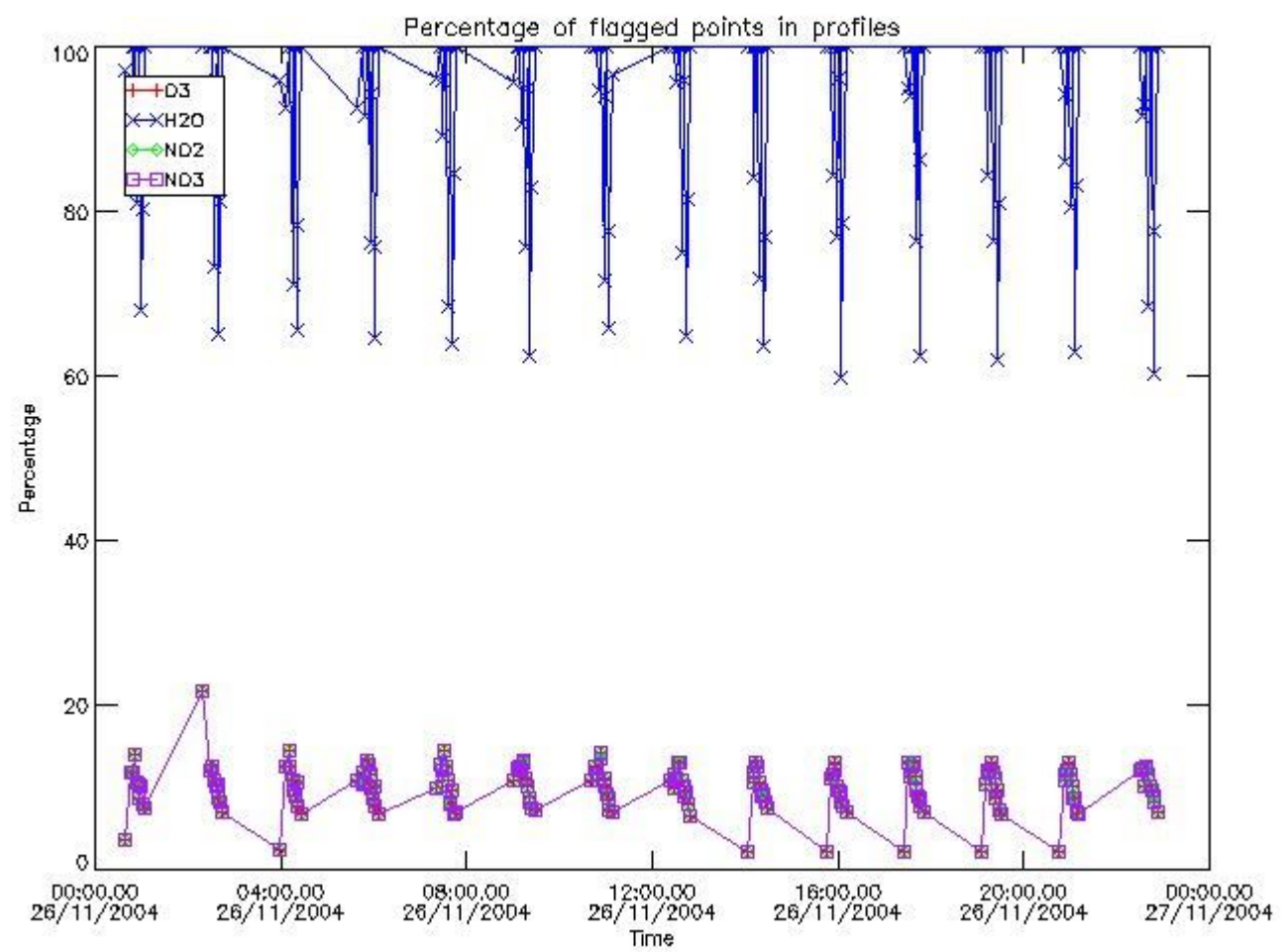
397	GOM_NL__2PRFIN20041126_192210_000000512032_00257_14339_6411.N1	26-NOV-2004 19:22:10	Dark	51.000	34	Gam2Vel	1.7930	23000.	102	14339	No
398	GOM_NL__2PRFIN20041126_192346_000000582032_00257_14339_6412.N1	26-NOV-2004 19:23:46	Dark	58.000	70	Zet Pup	2.2460	39000.	116	14339	No
399	GOM_NL__2PRFIN20041126_192553_000000532032_00257_14339_6413.N1	26-NOV-2004 19:25:53	Dark	53.000	2	Alp Car	-0.73600	7000.0	106	14339	No
400	GOM_NL__2PRFIN20041126_192726_000000722032_00257_14339_6414.N1	26-NOV-2004 19:27:26	Dark	71.500	117	Pi Pup	2.7060	3800.0	143	14339	No
401	GOM_NL__2PRFIN20041126_193122_000000762032_00257_14339_6415.N1	26-NOV-2004 19:31:22	Dark	75.500	23	21Eps CMa	1.5020	26000.	151	14339	No
402	GOM_NL__2PRFIN20041126_193336_000000802032_00257_14339_6416.N1	26-NOV-2004 19:33:36	Straylight	80.000	179	24Omi2CMa	3.0320	24000.	160	14339	No
403	GOM_NL__2PRFIN20041126_193821_000001122032_00257_14339_6417.N1	26-NOV-2004 19:38:21	Straylight	112.00	1	9Alp CMa	-1.4400	11000.	224	14339	No
404	GOM_NL__2PRFIN20041126_194215_000000632032_00257_14339_6418.N1	26-NOV-2004 19:42:15	Straylight	63.000	7	19Bet Ori	0.10000	14000.	126	14339	No
405	GOM_NL__2PRFIN20041126_194537_000000692032_00257_14339_6419.N1	26-NOV-2004 19:45:37	Twilight	69.000	30	46Eps Ori	1.6940	30000.	138	14339	No
406	GOM_NL__2PRFIN20041126_194829_000000742032_00257_14339_6420.N1	26-NOV-2004 19:48:29	Bright	73.500	27	24Gam Ori	1.6360	26000.	147	14339	No
407	GOM_NL__2PRFIN20041126_195105_000000382032_00257_14339_6421.N1	26-NOV-2004 19:51:05	Bright	38.000	105	6Bet Ari	2.6450	8900.0	76	14339	No
408	GOM_NL__2PRFIN20041126_195445_000000412032_00257_14339_6422.N1	26-NOV-2004 19:54:45	Bright	40.500	173	4Bet Tri	3.0040	8900.0	81	14339	No
409	GOM_NL__2PRFIN20041126_195626_000000392032_00257_14339_6423.N1	26-NOV-2004 19:56:26	Bright	38.500	79	26Bet Per	2.3100	13100.	77	14339	No
410	GOM_NL__2PRFIN20041126_195847_000000392032_00257_14339_6424.N1	26-NOV-2004 19:58:47	Bright	39.000	175	39Del Per	3.0100	19400.	78	14339	No
411	GOM_NL__2PRFIN20041126_200147_000000392032_00257_14339_6425.N1	26-NOV-2004 20:01:47	Bright	39.000	68	18Alp Cas	2.2250	4500.0	78	14339	No
412	GOM_NL__2PRFIN20041126_200301_000000402032_00257_14339_6426.N1	26-NOV-2004 20:03:01	Bright	40.000	74	11Bet Cas	2.2680	6600.0	80	14339	No
413	GOM_NL__2PRFIN20041126_200958_000000392032_00257_14339_6427.N1	26-NOV-2004 20:09:58	Bright	39.000	49	1Alp UMi	1.9900	6300.0	78	14339	No
414	GOM_NL__2PRFIN20041126_201435_000000402032_00257_14339_6428.N1	26-NOV-2004 20:14:35	Bright	39.500	60	7Bet UMi	2.0810	3950.0	79	14339	No
415	GOM_NL__2PRFIN20041126_201657_000000472032_00257_14339_6429.N1	26-NOV-2004 20:16:57	Bright	46.500	36	50Alp UMa	1.8000	6300.0	93	14339	No
416	GOM_NL__2PRFIN20041126_201834_000000472032_00257_14339_6430.N1	26-NOV-2004 20:18:34	Bright	46.500	82	48Bet UMa	2.3650	10600.	93	14339	No
417	GOM_NL__2PRFIN20041126_202017_000000512032_00257_14339_6431.N1	26-NOV-2004 20:20:17	Bright	50.500	55	79Zet UMa	2.0600	10200.	101	14339	No
418	GOM_NL__2PRFIN20041126_202153_000000372032_00257_14339_6432.N1	26-NOV-2004 20:21:53	Bright	36.500	39	85Eta UMa	1.8540	24000.	73	14339	No
419	GOM_NL__2PRFIN20041126_202441_000000362032_00257_14339_6433.N1	26-NOV-2004 20:24:41	Bright	36.000	180	27Gam Boo	3.0400	8000.0	72	14339	No
420	GOM_NL__2PRFIN20041126_202741_000000362032_00257_14339_6434.N1	26-NOV-2004 20:27:41	Bright	35.500	83		2.3780	11000.	71	14339	No
421	GOM_NL__2PRFIN20041126_203011_000000362032_00257_14339_6435.N1	26-NOV-2004 20:30:11	Bright	36.000	3	16Alp Boo	-0.050000	4250.0	72	14339	No
422	GOM_NL__2PRFIN20041126_203424_000000542032_00257_14339_6436.N1	26-NOV-2004 20:34:24	Bright	53.500	62	94Bet Leo	2.1360	9700.0	107	14339	No
423	GOM_NL__2PRFIN20041126_203723_000001592032_00257_14339_6437.N1	26-NOV-2004 20:37:23	Twilight	158.50	51	41Gam1Leo	2.0100	4500.0	317	14339	No
424	GOM_NL__2PRFIN20041126_204224_000000452032_00257_14339_6438.N1	26-NOV-2004 20:42:24	Twilight	44.500	163	7Del Crv	2.9450	11000.	89	14339	No
425	GOM_NL__2PRFIN20041126_204404_000000522032_00257_14339_6439.N1	26-NOV-2004 20:44:04	Twilight	51.500	106	9Bet Crv	2.6480	5600.0	103	14339	No
426	GOM_NL__2PRFIN20041126_204621_000002552032_00257_14339_6440.N1	26-NOV-2004 20:46:21	Dark	255.00	22	32Alp Leo	1.3600	15200.	510	14339	No
427	GOM_NL__2PRFIN20041126_205214_000000442032_00257_14339_6441.N1	26-NOV-2004 20:52:14	Dark	44.000	10	Bet Cen	0.61000	28000.	88	14339	No
428	GOM_NL__2PRFIN20041126_205356_000000472032_00258_14340_6407.N1	26-NOV-2004 20:53:56	Dark	47.000	12	Alp1Cru	0.77500	30000.	94	14340	No
429	GOM_NL__2PRFIN20041126_205630_000000432032_00258_14340_6408.N1	26-NOV-2004 20:56:30	Dark	42.500	124	The Car	2.7640	30000.	85	14340	No
430	GOM_NL__2PRFIN20041126_205812_000000402032_00258_14340_6409.N1	26-NOV-2004 20:58:12	Dark	39.500	159	Ups Car	2.9200	7200.0	79	14340	No
431	GOM_NL__2PRFIN20041126_210103_000000442032_00258_14340_6410.N1	26-NOV-2004 21:01:03	Dark	44.000	41	Eps Car	1.8600	4100.0	88	14340	No
432	GOM_NL__2PRFIN20041126_210248_000000562032_00258_14340_6411.N1	26-NOV-2004 21:02:48	Dark	55.500	34	Gam2Vel	1.7930	23000.	111	14340	No
433	GOM_NL__2PRFIN20041126_210423_000000602032_00258_14340_6412.N1	26-NOV-2004 21:04:23	Dark	59.500	70	Zet Pup	2.2460	39000.	119	14340	No
434	GOM_NL__2PRFIN20041126_210630_000000592032_00258_14340_6413.N1	26-NOV-2004 21:06:30	Dark	58.500	2	Alp Car	-0.73600	7000.0	117	14340	No
435	GOM_NL__2PRFIN20041126_210803_000000722032_00258_14340_6414.N1	26-NOV-2004 21:08:03	Dark	72.000	117	Pi Pup	2.7060	3800.0	144	14340	No
436	GOM_NL__2PRFIN20041126_211159_000000752032_00258_14340_6415.N1	26-NOV-2004 21:11:59	Dark	75.000	23	21Eps CMa	1.5020	26000.	150	14340	No
437	GOM_NL__2PRFIN20041126_211413_000000752032_00258_14340_6416.N1	26-NOV-2004 21:14:13	Straylight	75.000	179	24Omi2CMa	3.0320	24000.	150	14340	No
438	GOM_NL__2PRFIN20041126_211857_000001102032_00258_14340_6417.N1	26-NOV-2004 21:18:57	Straylight	109.50	1	9Alp CMa	-1.4400	11000.	219	14340	No
439	GOM_NL__2PRFIN20041126_212250_000000712032_00258_14340_6418.N1	26-NOV-2004 21:22:50	Straylight	71.000	7	19Bet Ori	0.10000	14000.	142	14340	No
440	GOM_NL__2PRFIN20041126_212612_000000742032_00258_14340_6419.N1	26-NOV-2004 21:26:12	Twilight	74.000	30	46Eps Ori	1.6940	30000.	148	14340	No
441	GOM_NL__2PRFIN20041126_212903_000000652032_00258_14340_6420.N1	26-NOV-2004 21:29:03	Bright	64.500	27	24Gam Ori	1.6360	26000.	129	14340	No
442	GOM_NL__2PRFIN20041126_213140_000000402032_00258_14340_6421.N1	26-NOV-2004 21:31:40	Bright	40.000	105	6Bet Ari	2.6450	8900.0	80	14340	No
443	GOM_NL__2PRFIN20041126_213458_000000412032_00258_14340_6422.N1	26-NOV-2004 21:34:58	Bright	41.000	150	44Zet Per	2.8900	28000.	82	14340	No
444	GOM_NL__2PRFIN20041126_213702_000000402032_00258_14340_6423.N1	26-NOV-2004 21:37:02	Bright	39.500	79	26Bet Per	2.3100	13100.	79	14340	No
445	GOM_NL__2PRFIN20041126_213923_000000382032_00258_14340_6424.N1	26-NOV-2004 21:39:23	Bright	38.000	175	39Del Per	3.0100	19400.	76	14340	No
446	GOM_NL__2PRFIN20041126_214223_000000392032_00258_14340_6425.N1	26-NOV-2004 21:42:23	Bright	39.000	68	18Alp Cas	2.2250	4500.0	78	14340	No
447	GOM_NL__2PRFIN20041126_214338_000000382032_00258_14340_6426.N1	26-NOV-2004 21:43:38	Bright	38.000	74	11Bet Cas	2.2680	6600.0	76	14340	No
448	GOM_NL__2PRFIN20041126_215034_000000392032_00258_14340_6427.N1	26-NOV-2004 21:50:34	Bright	38.500	49	1Alp UMi	1.9900	6300.0	77	14340	No
449	GOM_NL__2PRFIN20041126_215510_000000372032_00258_14340_6428.N1	26-NOV-2004 21:55:10	Bright	36.500	60	7Bet UMi	2.0810	3950.0	73	14340	No
450	GOM_NL__2PRFIN20041126_215732_000000482032_00258_14340_6429.N1	26-NOV-2004 21:57:32	Bright	48.000	36	50Alp UMa	1.8000	6300.0	96	14340	No
451	GOM_NL__2PRFIN20041126_215909_000000482032_00258_14340_6430.N1	26-NOV-2004 21:59:09	Bright	47.500	82	48Bet UMa	2.3650	10600.	95	14340	No
452	GOM_NL__2PRFIN20041126_220053_000000392032_00258_14340_6431.N1	26-NOV-2004 22:00:53	Bright	39.000	55	79Zet UMa	2.0600	10200.	78	14340	No
453	GOM_NL__2PRFIN20041126_220228_000000532032_00258_14340_6432.N1	26-NOV-2004 22:02:28	Bright	53.000	39	85Eta UMa	1.8540	24000.	106	14340	No
454	GOM_NL__2PRFIN20041126_220517_000000522032_00258_14340_6433.N1	26-NOV-2004 22:05:17	Bright	52.000	180	27Gam Boo	3.0400	8000.0	104	14340	No
455	GOM_NL__2PRFIN20041126_220814_000000382032_00258_14340_6434.N1	26-NOV-2004 22:08:14	Bright	38.000	83		2.3780	11000.	76	14340	No

456	GOM_NL__2PRFIN20041126_221047_000000362032_00258_14340_6435.N1	26-NOV-2004 22:10:47	Bright	35.500	3	16Alp Boo	-0.050000	4250.0	71	14340	No
457	GOM_NL__2PRFIN20041126_221356_000000642032_00258_14340_6436.N1	26-NOV-2004 22:13:56	Bright	63.500	96	68Del Leo	2.5600	9300.0	127	14340	No
458	GOM_NL__2PRFIN20041126_221801_000001772032_00258_14340_6437.N1	26-NOV-2004 22:18:01	Twilight	177.00	51	41Gam1Leo	2.0100	4500.0	354	14340	No
459	GOM_NL__2PRFIN20041126_222301_000000462032_00258_14340_6438.N1	26-NOV-2004 22:23:01	Twilight	45.500	163	7Del Crv	2.9450	11000.	91	14340	No
460	GOM_NL__2PRFIN20041126_222442_000000452032_00258_14340_6439.N1	26-NOV-2004 22:24:42	Twilight	45.000	106	9Bet Crv	2.6480	5600.0	90	14340	No
461	GOM_NL__2PRFIN20041126_222656_000000392032_00258_14340_6440.N1	26-NOV-2004 22:26:56	Twilight	38.500	123	1ot Cen	2.7500	10200.	77	14340	No
462	GOM_NL__2PRFIN20041126_223053_000000422032_00258_14340_6441.N1	26-NOV-2004 22:30:53	Dark	42.000	64	Gam Cen	2.2000	10600.	84	14340	No
463	GOM_NL__2PRFIN20041126_223250_000000422032_00258_14340_6442.N1	26-NOV-2004 22:32:50	Dark	41.500	10	Bet Cen	0.61000	28000.	83	14340	No
464	GOM_NL__2PRFIN20041126_223432_000000502032_00259_14341_6519.N1	26-NOV-2004 22:34:32	Dark	50.000	12	Alp1Cru	0.77500	30000.	100	14341	No
465	GOM_NL__2PRFIN20041126_223706_000000412032_00259_14341_6520.N1	26-NOV-2004 22:37:06	Dark	41.000	124	The Car	2.7640	30000.	82	14341	No
466	GOM_NL__2PRFIN20041126_223849_000000422032_00259_14341_6521.N1	26-NOV-2004 22:38:49	Dark	41.500	159	Ups Car	2.9200	7200.0	83	14341	No
467	GOM_NL__2PRFIN20041126_224140_000000482032_00259_14341_6522.N1	26-NOV-2004 22:41:40	Dark	48.000	41	Eps Car	1.8600	4100.0	96	14341	No
468	GOM_NL__2PRFIN20041126_224324_000000562032_00259_14341_6523.N1	26-NOV-2004 22:43:24	Dark	55.500	34	Gam2Vel	1.7930	23000.	111	14341	No
469	GOM_NL__2PRFIN20041126_224500_000000592032_00259_14341_6524.N1	26-NOV-2004 22:45:00	Dark	58.500	70	Zet Pup	2.2460	39000.	117	14341	No
470	GOM_NL__2PRFIN20041126_224704_000000572032_00259_14341_6525.N1	26-NOV-2004 22:47:04	Dark	57.000	2	Alp Car	-0.73600	7000.0	114	14341	No
471	GOM_NL__2PRFIN20041126_224839_000000632032_00259_14341_6526.N1	26-NOV-2004 22:48:39	Dark	63.000	117	Pi Pup	2.7060	3800.0	126	14341	No
472	GOM_NL__2PRFIN20041126_225235_000000742032_00259_14341_6527.N1	26-NOV-2004 22:52:35	Dark	74.000	23	21Eps CMa	1.5020	26000.	148	14341	No
473	GOM_NL__2PRFIN20041126_225449_000000802032_00259_14341_6528.N1	26-NOV-2004 22:54:49	Straylight	79.500	179	24Omi2CMa	3.0320	24000.	159	14341	No
474	GOM_NL__2PRFIN20041126_225933_000001092032_00259_14341_6529.N1	26-NOV-2004 22:59:33	Straylight	109.00	1	9Alp CMa	-1.4400	11000.	218	14341	No
475	GOM_NL__2PRFIN20041126_230327_000000732032_00259_14341_6530.N1	26-NOV-2004 23:03:27	Straylight	73.000	7	19Bet Ori	0.10000	14000.	146	14341	No
476	GOM_NL__2PRFIN20041126_230647_000000742032_00259_14341_6531.N1	26-NOV-2004 23:06:47	Twilight	73.500	30	46Eps Ori	1.6940	30000.	147	14341	No
477	GOM_NL__2PRFIN20041126_230938_000000662032_00259_14341_6532.N1	26-NOV-2004 23:09:38	Bright	65.500	27	24Gam Ori	1.6360	26000.	131	14341	No
478	GOM_NL__2PRFIN20041126_231216_000000392032_00259_14341_6533.N1	26-NOV-2004 23:12:16	Bright	38.500	105	6Bet Ari	2.6450	8900.0	77	14341	No
479	GOM_NL__2PRFIN20041126_231531_000000442032_00259_14341_6534.N1	26-NOV-2004 23:15:31	Bright	43.500	150	44Zet Per	2.8900	28000.	87	14341	No
480	GOM_NL__2PRFIN20041126_231738_000000392032_00259_14341_6535.N1	26-NOV-2004 23:17:38	Bright	39.000	79	26Bet Per	2.3100	13100.	78	14341	No
481	GOM_NL__2PRFIN20041126_231958_000000392032_00259_14341_6536.N1	26-NOV-2004 23:19:58	Bright	38.500	175	39Del Per	3.0100	19400.	77	14341	No
482	GOM_NL__2PRFIN20041126_232259_000000402032_00259_14341_6537.N1	26-NOV-2004 23:22:59	Bright	40.000	68	18Alp Cas	2.2250	4500.0	80	14341	No
483	GOM_NL__2PRFIN20041126_232414_000000402032_00259_14341_6538.N1	26-NOV-2004 23:24:14	Bright	40.000	74	11Bet Cas	2.2680	6600.0	80	14341	No
484	GOM_NL__2PRFIN20041126_233109_000000372032_00259_14341_6539.N1	26-NOV-2004 23:31:09	Bright	36.500	49	1Alp UMi	1.9900	6300.0	73	14341	No
485	GOM_NL__2PRFIN20041126_233546_000000402032_00259_14341_6540.N1	26-NOV-2004 23:35:46	Bright	39.500	60	7Bet UMi	2.0810	3950.0	79	14341	No
486	GOM_NL__2PRFIN20041126_233808_000000452032_00259_14341_6541.N1	26-NOV-2004 23:38:08	Bright	44.500	36	50Alp UMa	1.8000	6300.0	89	14341	No
487	GOM_NL__2PRFIN20041126_233945_000000472032_00259_14341_6542.N1	26-NOV-2004 23:39:45	Bright	46.500	82	48Bet UMa	2.3650	10600.	93	14341	No
488	GOM_NL__2PRFIN20041126_234128_000000392032_00259_14341_6543.N1	26-NOV-2004 23:41:28	Bright	39.000	55	79Zet UMa	2.0600	10200.	78	14341	No
489	GOM_NL__2PRFIN20041126_234304_000000382032_00259_14341_6544.N1	26-NOV-2004 23:43:04	Bright	37.500	39	85Eta UMa	1.8540	24000.	75	14341	No
490	GOM_NL__2PRFIN20041126_234551_000000402032_00259_14341_6545.N1	26-NOV-2004 23:45:51	Bright	40.000	180	27Gam Boo	3.0400	8000.0	80	14341	No
491	GOM_NL__2PRFIN20041126_234853_000000362032_00259_14341_6546.N1	26-NOV-2004 23:48:53	Bright	36.000	83		2.3780	11000.	72	14341	No
492	GOM_NL__2PRFIN20041126_235124_000000352032_00259_14341_6547.N1	26-NOV-2004 23:51:24	Bright	35.000	3	16Alp Boo	-0.050000	4250.0	70	14341	No
493	GOM_NL__2PRFIN20041126_235432_000000622032_00259_14341_6548.N1	26-NOV-2004 23:54:32	Bright	61.500	96	68Del Leo	2.5600	9300.0	123	14341	No
494	GOM_NL__2PRFIN20041126_235839_000001592032_00259_14341_6549.N1	26-NOV-2004 23:58:39	Twilight	159.00	51	41Gam1Leo	2.0100	4500.0	318	14341	No

3. Quality information per product

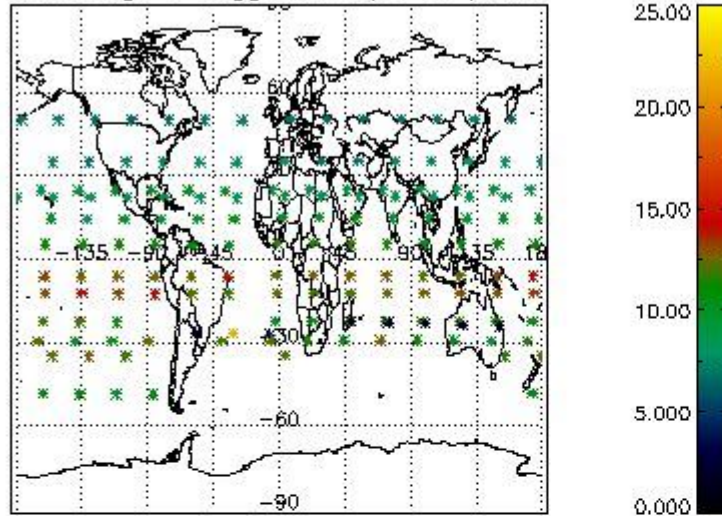
In this section it is plotted some information contained in the Quality Summary data set of the level 2 products. Only products in dark limb conditions and without errors (error flag in the MPH set to "0") are used.

3.1 Plot quality information per product (time dependant)

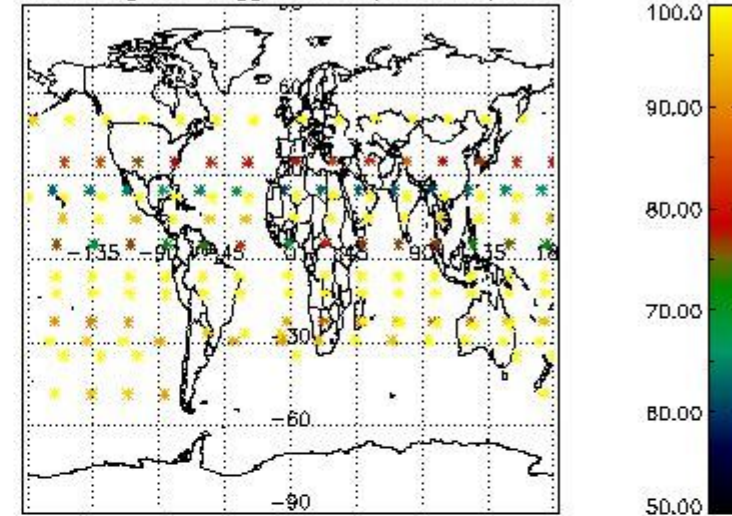


3.2 Plot quality information per product (world map)

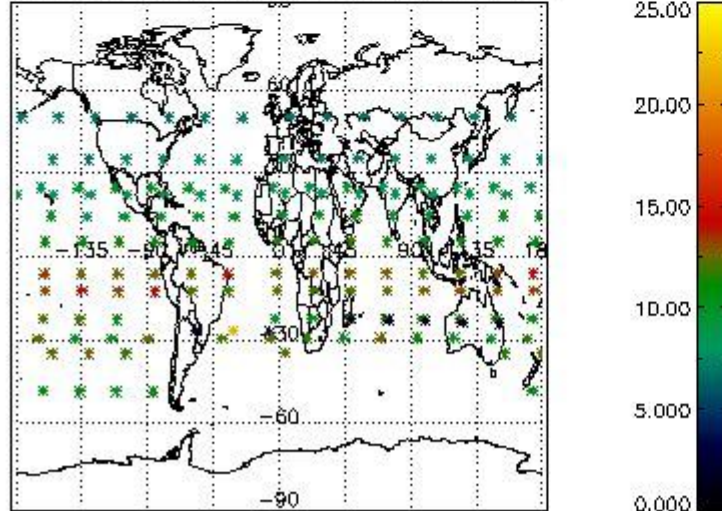
Percentage of flagged data per O3 profile



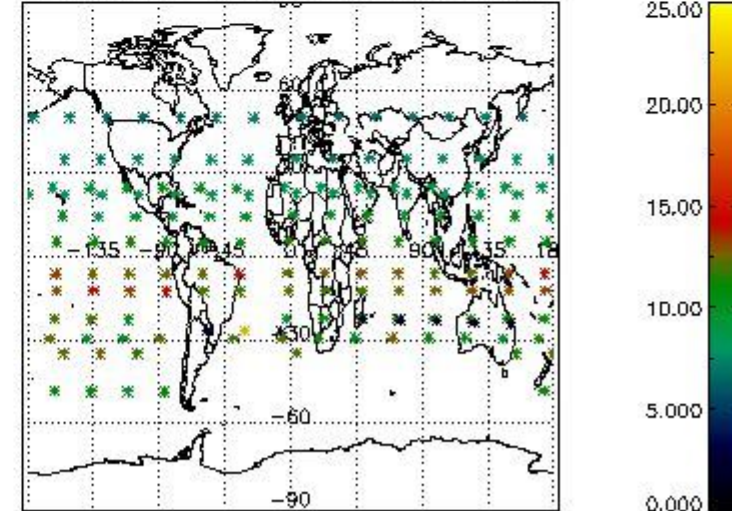
Percentage of flagged data per H2O profile



Percentage of flagged data per NO2 profile



Percentage of flagged data per NO3 profile

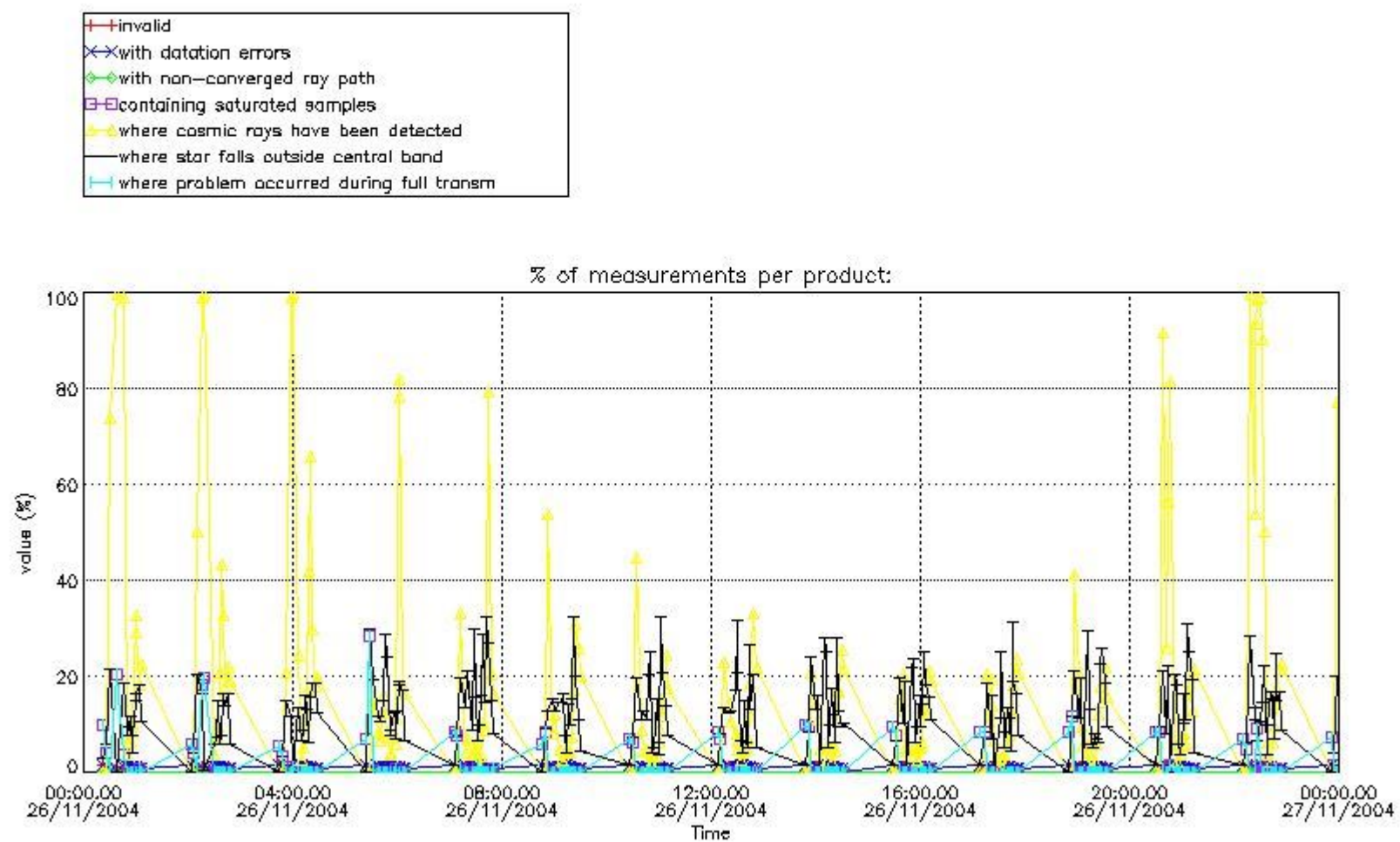


4. Level 1 quality information per product

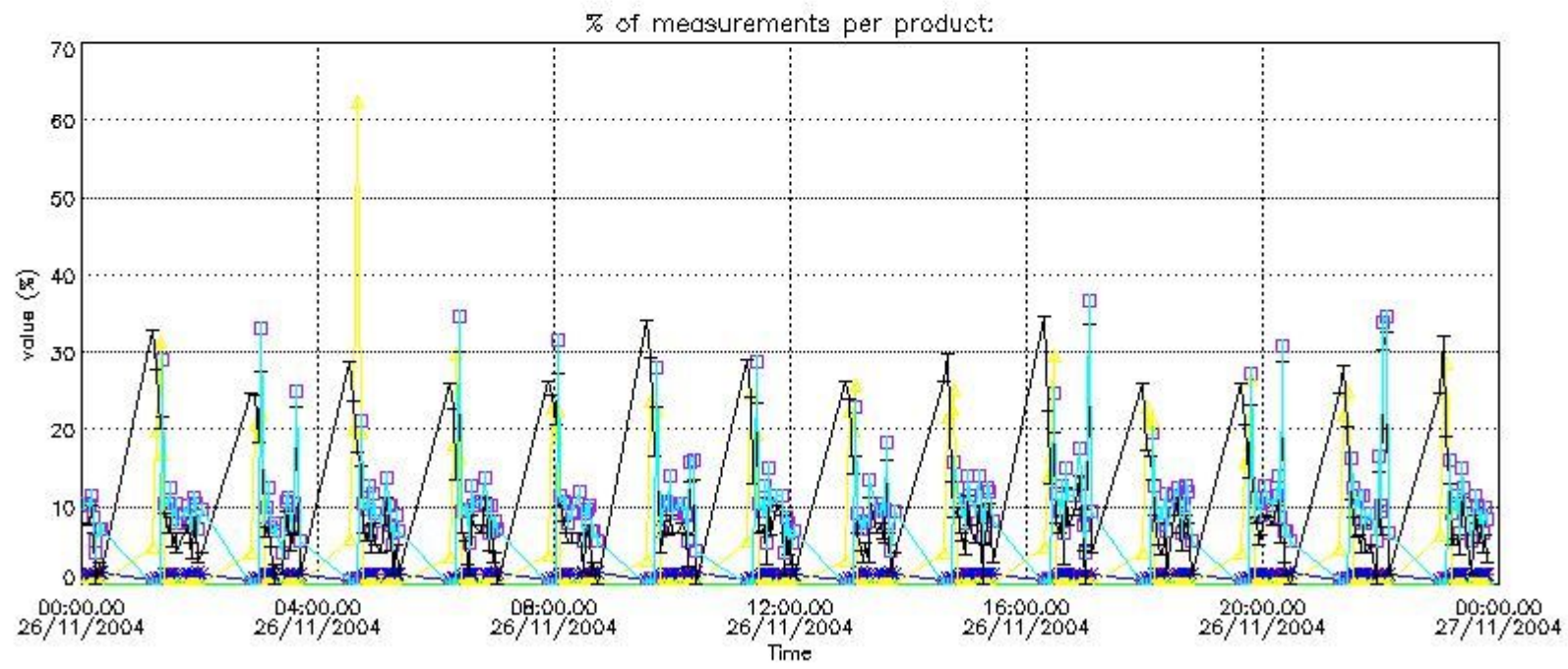
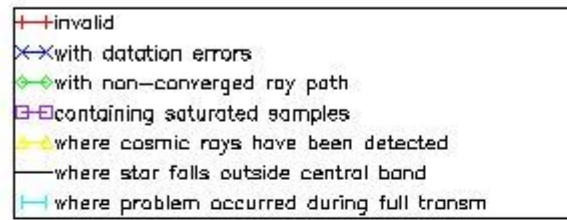
In this section it is plotted some information contained in the Quality Summary data set of the level 2 products that comes from the level 1b processing. Products without errors (error flag in the MPH set to "0") are used.

4.1 Plot quality information per product (time dependant) coming from level 1b processing

4.1.1 Plot level 1 quality information per product (time dependant): ENVISAT ASCENDING passes



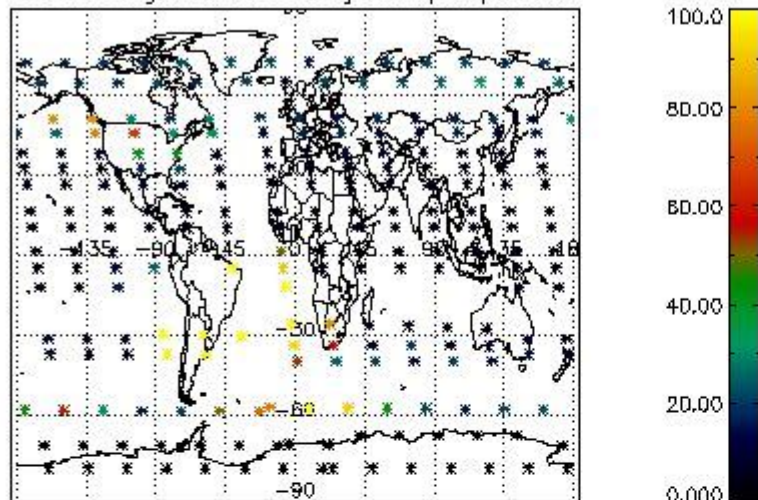
4.1.2 Plot level 1 quality information per product (time dependant): ENVISAT DESCENDING passes



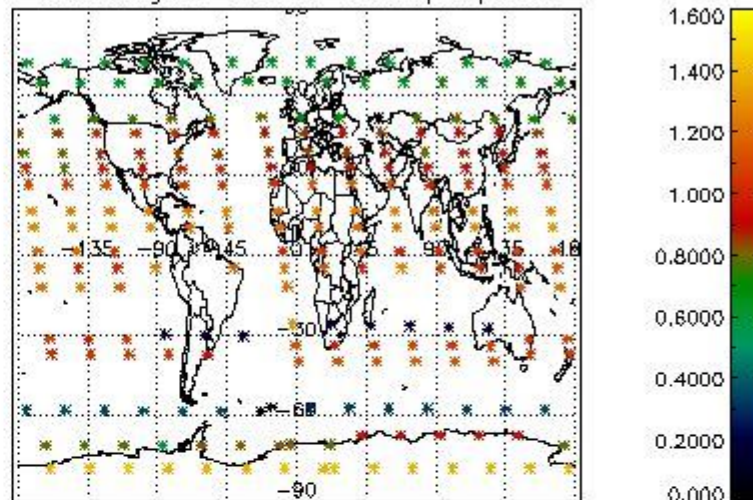
4.2 Plot quality information per product coming from level 1b processing (world map)

4.2.1 Plot level 1 quality information per product (world map): ENVISAT ASCENDING passes

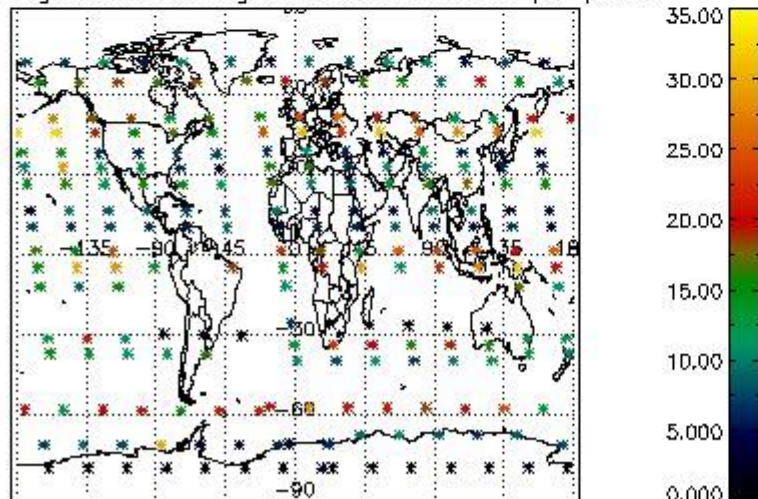
Percentage of cosmic ray hits per profile



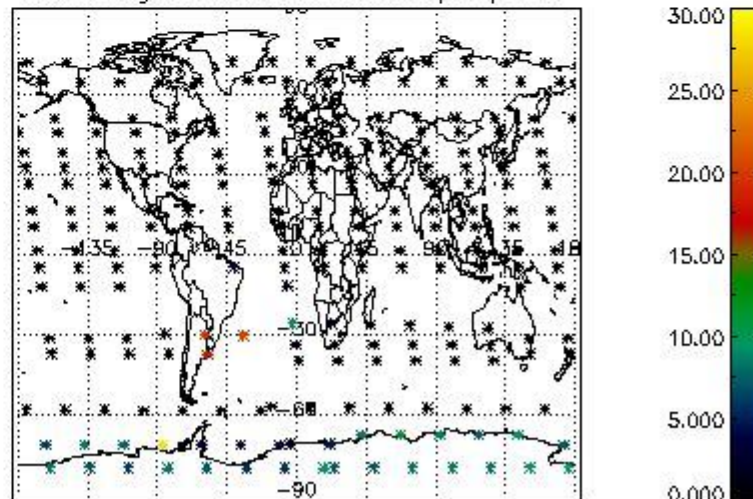
Percentage of datation errors per profile



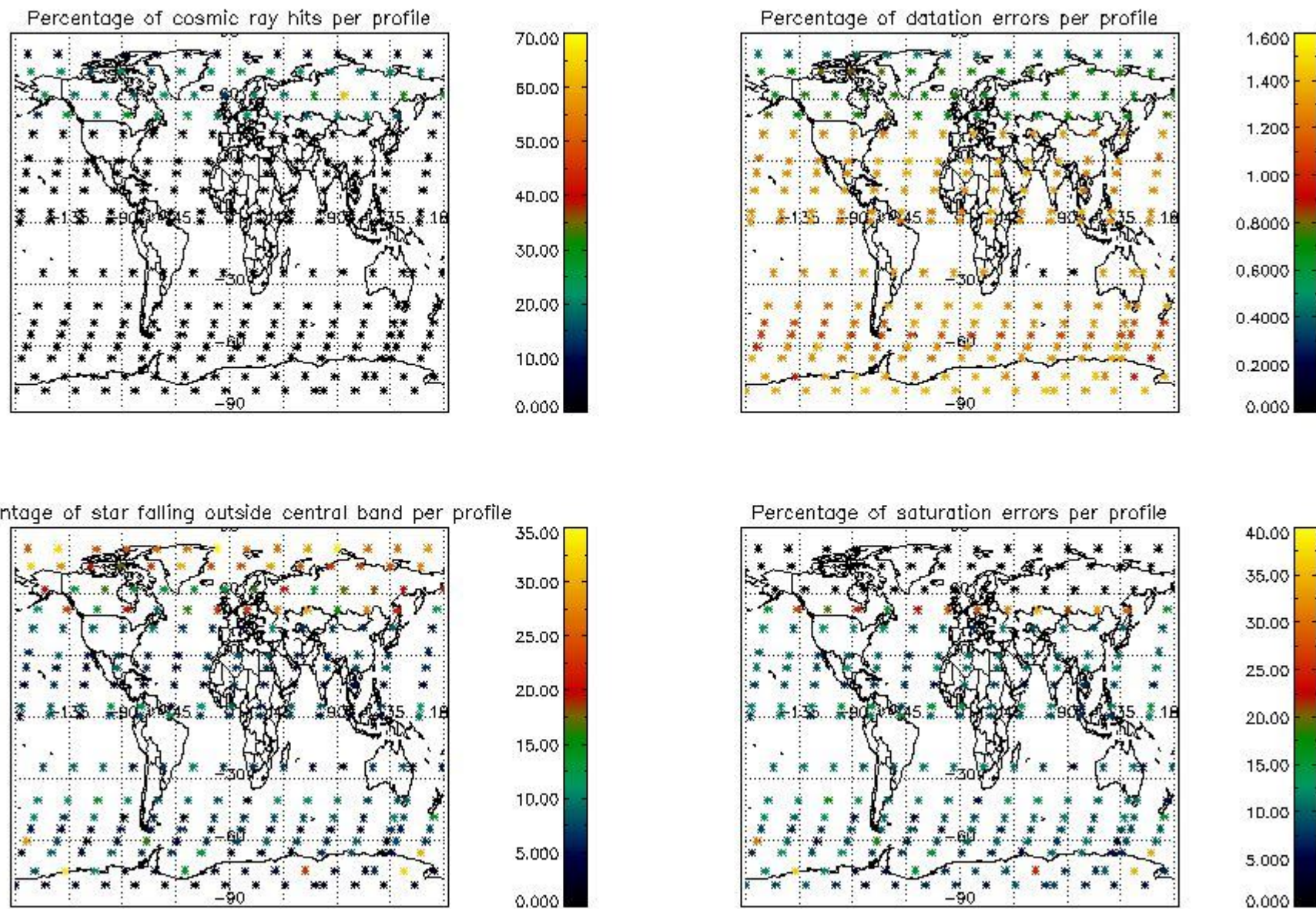
Percentage of star falling outside central band per profile



Percentage of saturation errors per profile



4.2.2 Plot level 1 quality information per product (world map): ENVISAT DESCENDING passes



5. Trace gas profiles

5.1 Ozone statistics based on quality of products

The final quality of the products can be "measured" using the STD (Standard Deviation) attached to every point profile. This information is written to the parameter GOM_NL__2P/NL_LOCAL_SPECIES_DENSITY/o3_std of the level 2 products. The table below shows the statistics for given STD ranges.

The statistics are given with respect to the overall valid production:

- Products without fatal errors: GOM_NL__2P/MPH/PRODUCT_ERR=0
- Valid point profile: GOM_NL__2P/NL_LOCAL_SPECIES_DENSITY/pcd(0)=0

The 'Criteria' is applied to valid points of dark limb products:

- Products in dark limb illumination condition: GOM_NL__2P/NL_SUMMARY_QUALITY/obs_ill_cond=0
- Products without fatal errors: GOM_NL__2P/MPH/PRODUCT_ERR=0
- Valid point profile: GOM_NL__2P/NL_LOCAL_SPECIES_DENSITY/pcd(0)=0

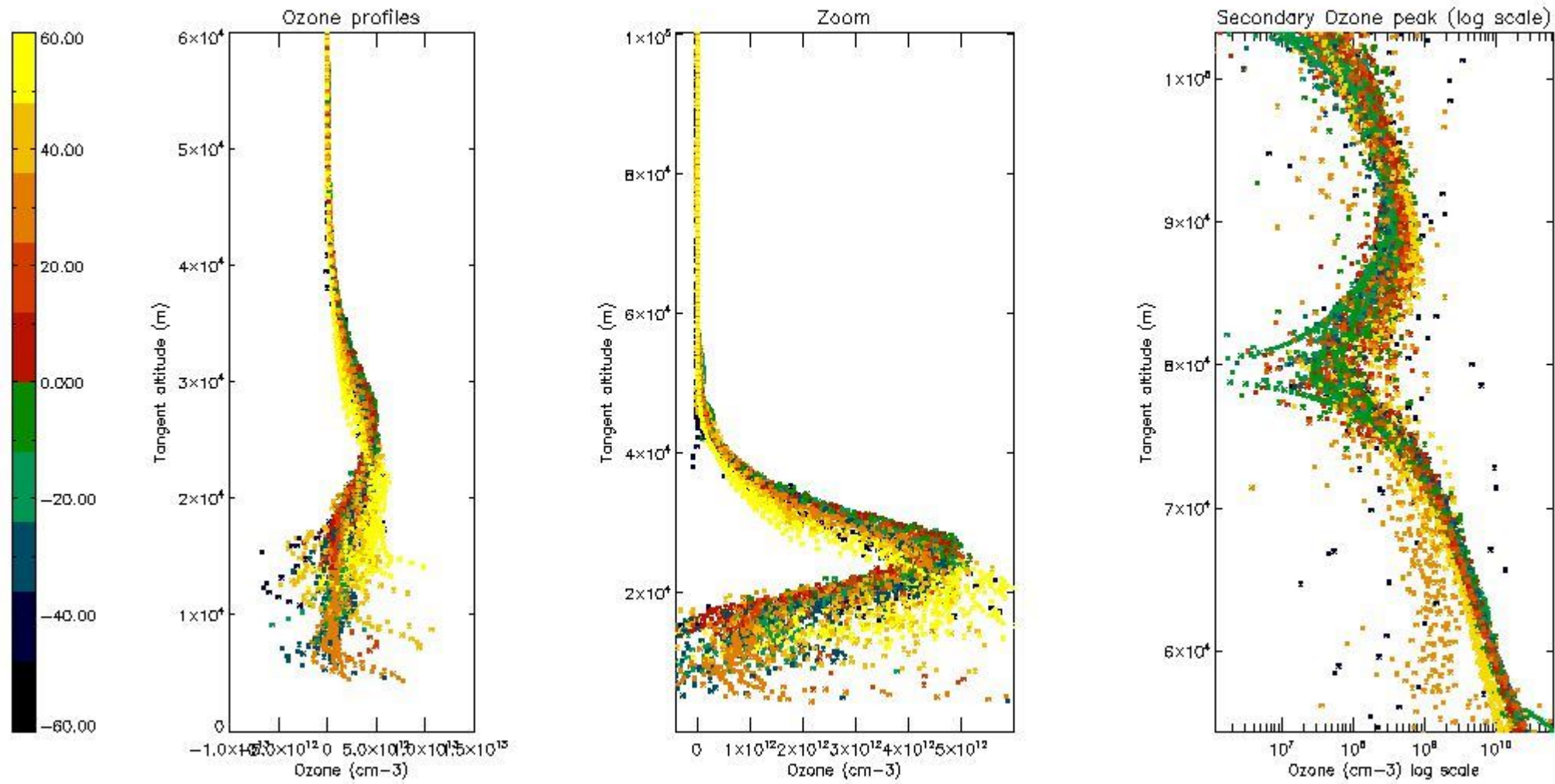
So, the table below shows the percentage of dark limb and valid observations for each criteria with respect to the overall valid daily observations.

Criteria	% of total production
All STD	35
STD < 20	22

STD < 10	19
STD < 5	15

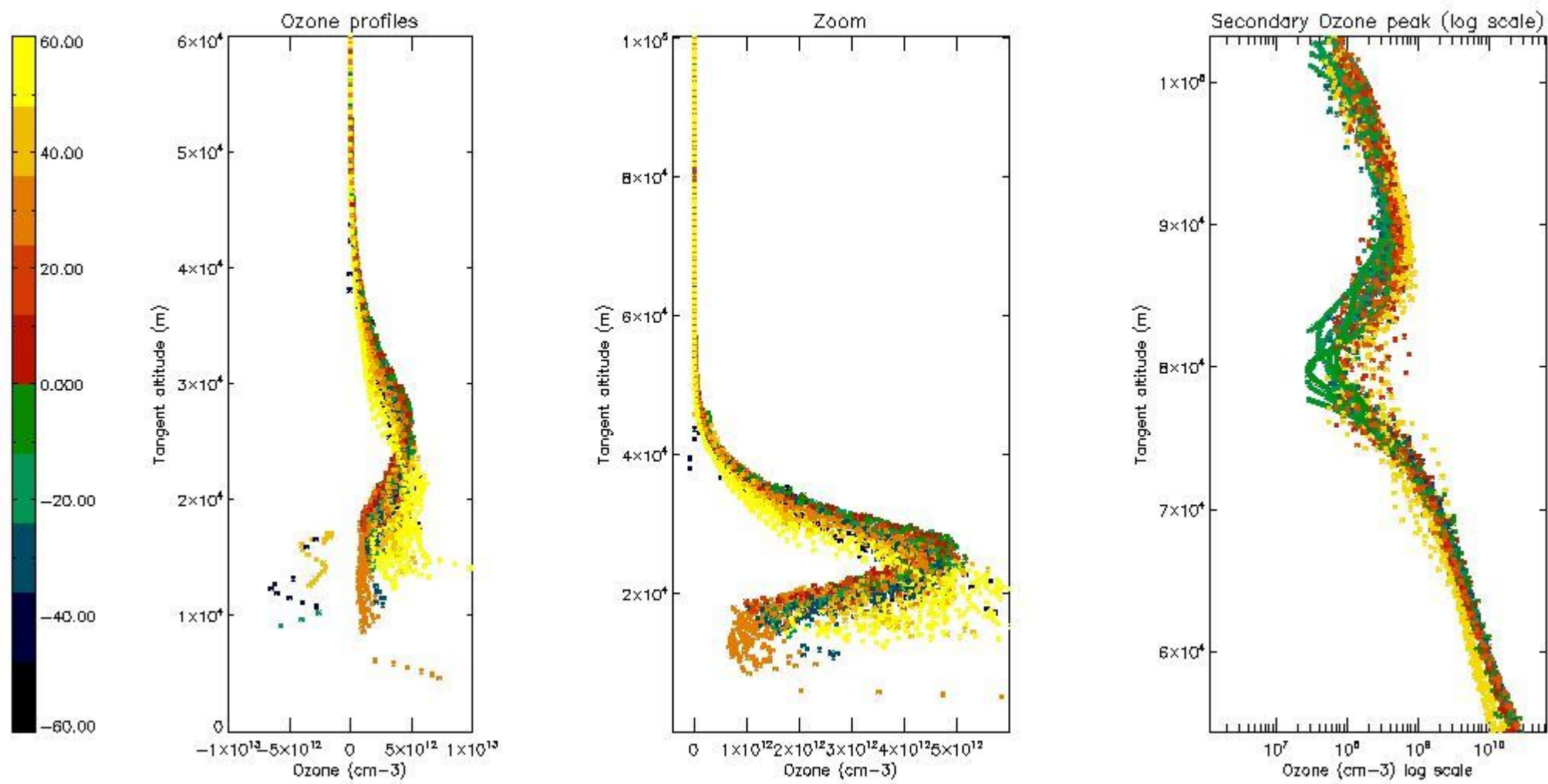
5.2 Plot ozone profiles for all STD (dark without errors)

The colorbar represents the latitude.



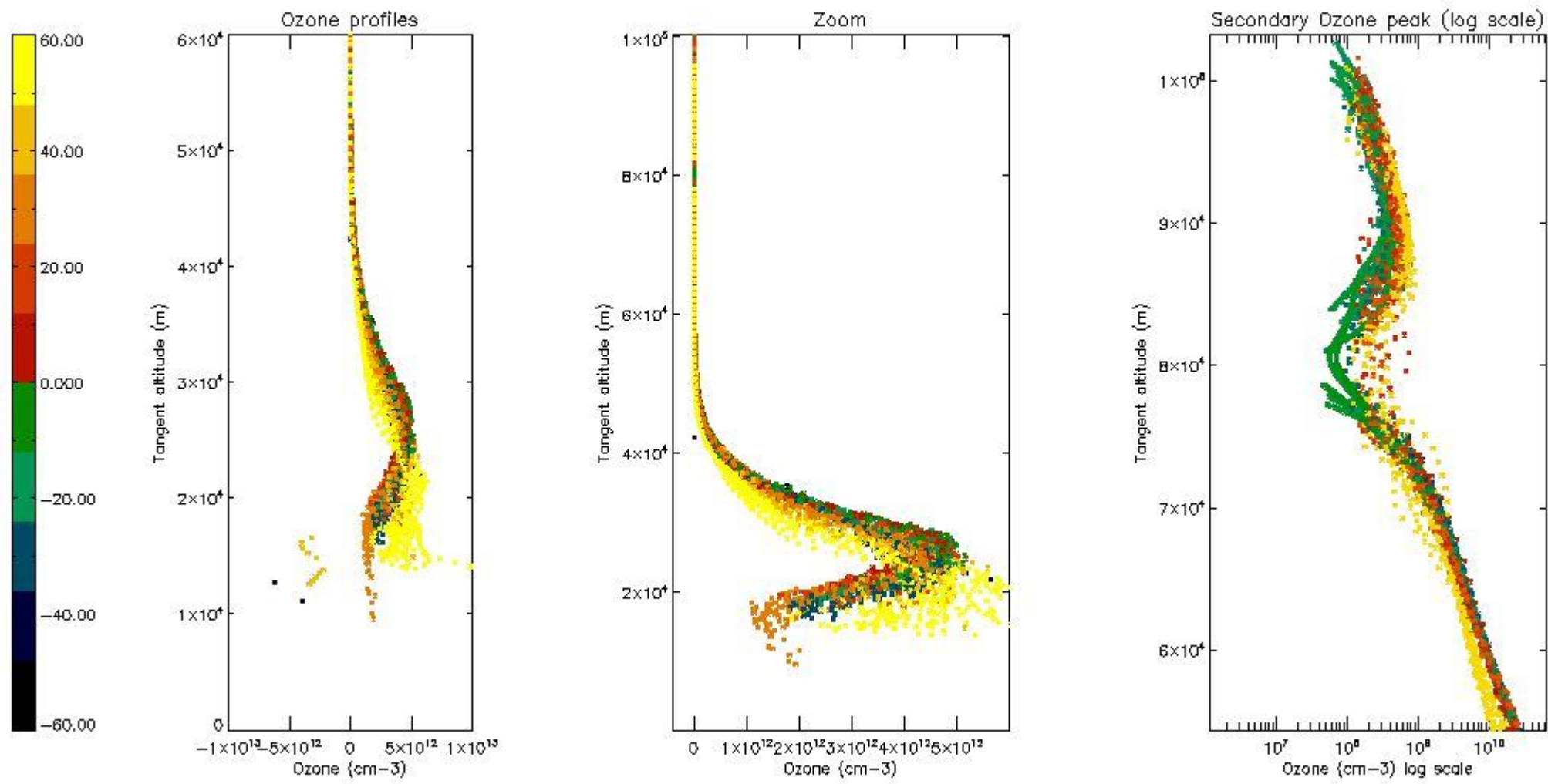
5.3 Plot ozone profiles where STD < 20% (dark without errors)

The colorbar represents the latitude.



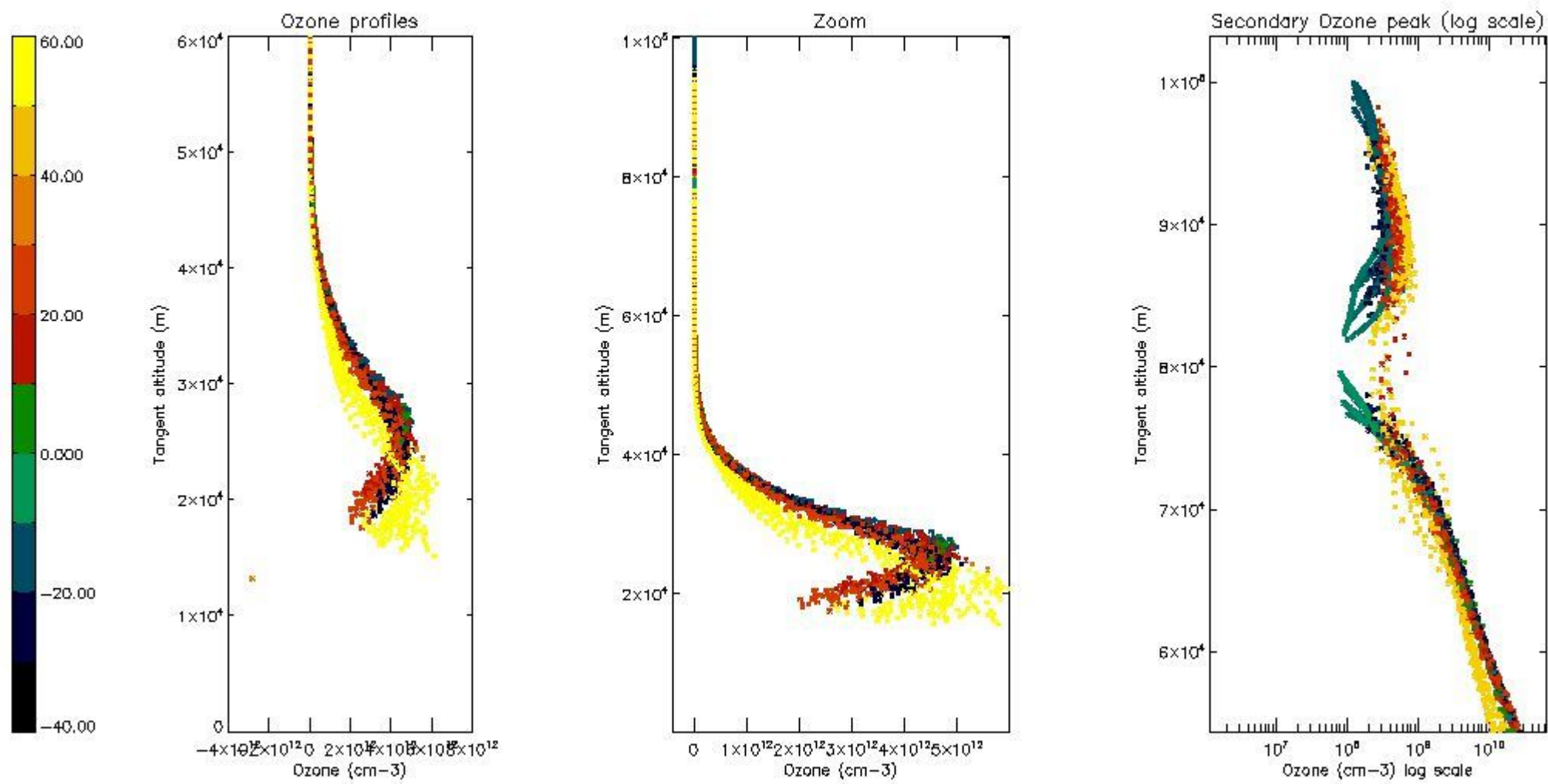
5.4 Plot ozone profiles where STD < 10% (dark without errors)

The colorbar represents the latitude.



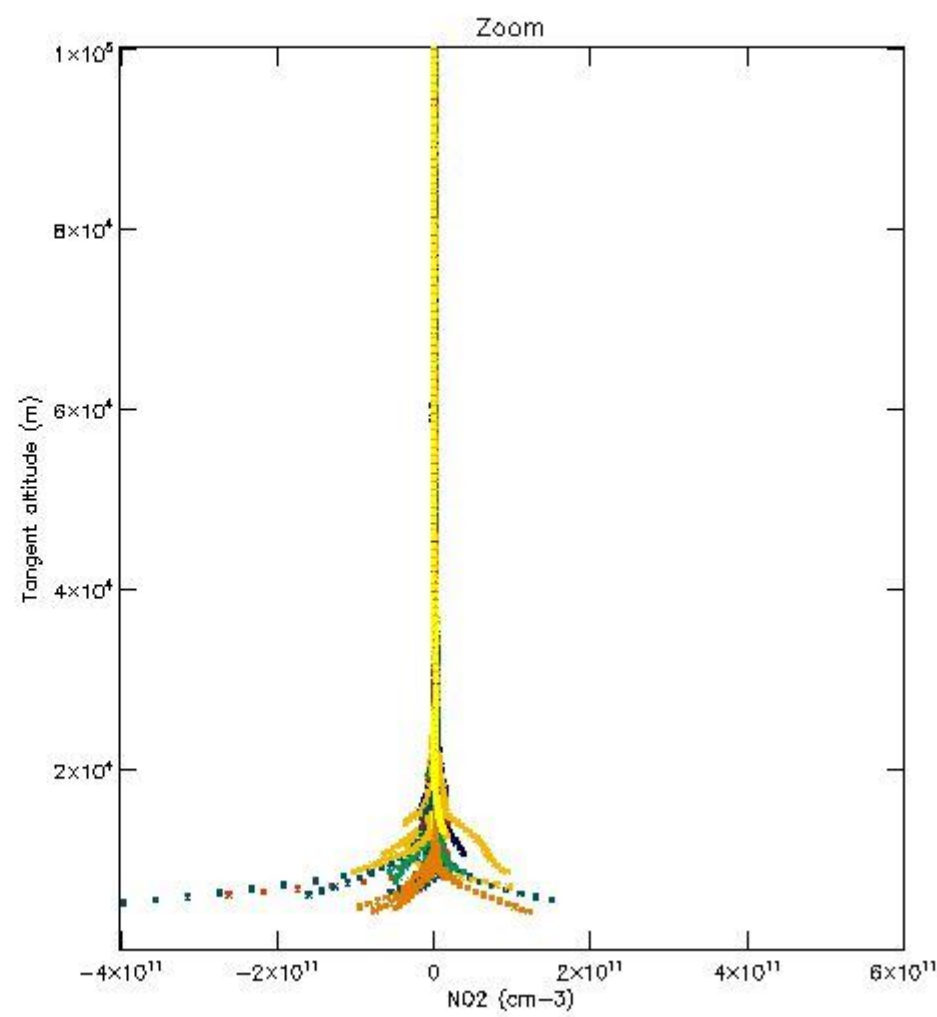
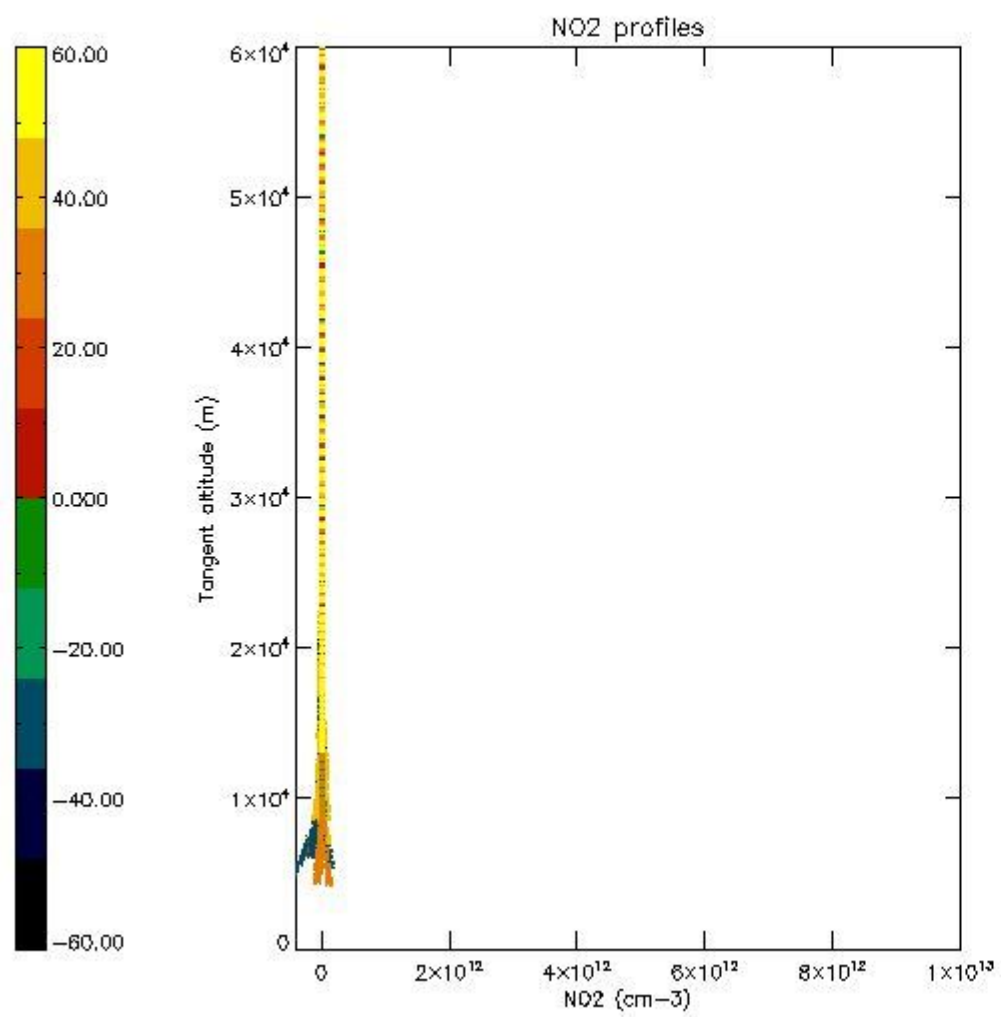
5.5 Plot ozone profiles where $STD < 5\%$ (dark without errors)

The colorbar represents the latitude.



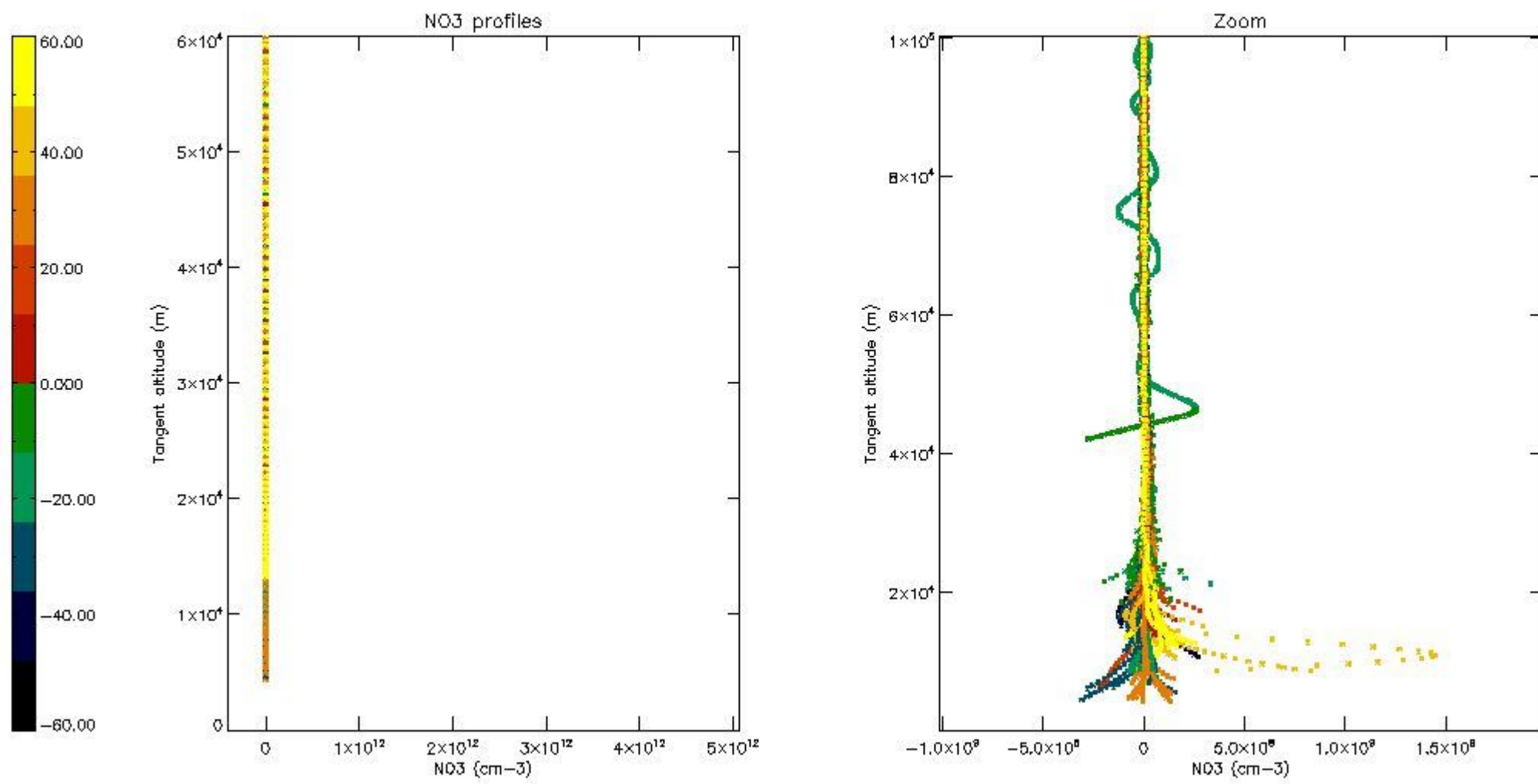
5.6 Plot NO₂ profiles for all STD (dark without errors)

The colorbar represents the latitude.



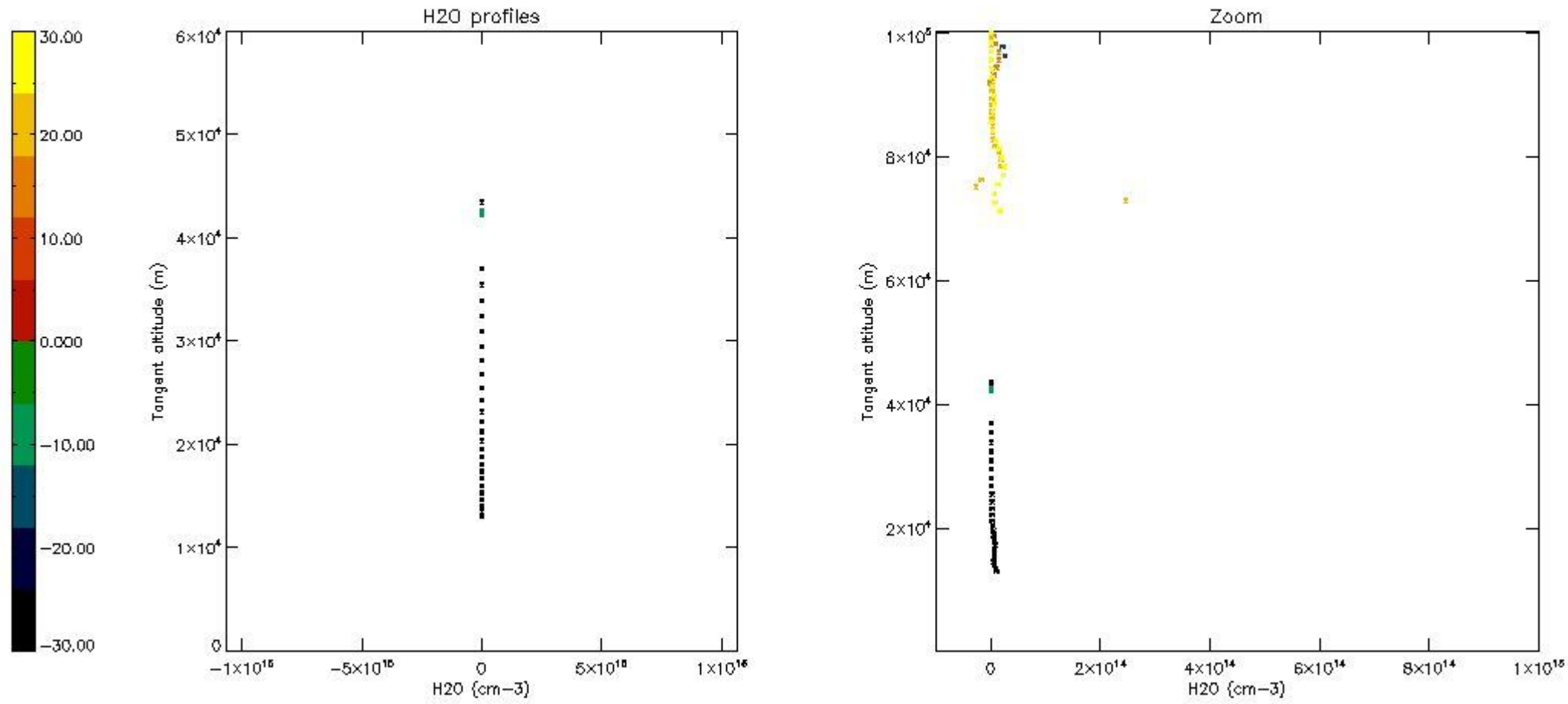
5.7 Plot NO₃ profiles for all STD (dark without errors)

The colorbar represents the latitude.



5.8 Plot H₂O profiles for all STD (only for occultations of stars 1,2,3,4,13,14,16,26,63 dark without errors)

The colorbar represents the latitude.



6. Auxiliary Data Files used for the production reported in section 2

The number reported in the third column indicates since which file (see list in section 2) the corresponding auxiliary file has been used. The fourth column is the date of those product files.

Type	Auxiliary Filename	Used since product	Used since product date
INST_PHYS_CHARACTERISTICS	GOM_INS_AXVIEC20091111_143220_20030716_120000_20500101_000000	1	26-NOV-2004 00:02:47
LEVEL-2_PROC_CONFIG	GOM_PR2_AXVIEC20091111_152718_20020301_000000_20500101_000000	1	26-NOV-2004 00:02:47
CROSS_SECTIONS_FILE	GOM_CRS_AXVIEC20091111_154832_20020301_000000_20500101_000000	1	26-NOV-2004 00:02:47

GOMOS Level 2 Daily Report

SUMMARY

[1. General Info](#)

[2. Summary of processed GOM_NL_2P products](#)

[3. Level 2 Quality information per product](#)

[3.1 Plot of level 2 quality information per product \(time dependant\)](#)

[3.2 Plot of level 2 quality information per product \(world map\)](#)

[4. Level 1 Quality information per product \(stored on level 2 products\)](#)

[4.1 Plot of level 1 quality information per product \(time dependant\)](#)

[4.1.1 Plot of level 1 quality information per product \(time dependant\): ASCENDING](#)

[4.1.2 Plot of level 1 quality information per product \(time dependant\): DESCENDING](#)

[4.2 Plot of level 1 quality information per product \(world map\)](#)

[4.2.1 Plot of level 1 quality information per product \(world map\): ASCENDING](#)

[4.2.2 Plot of level 1 quality information per product \(world map\): DESCENDING](#)

[5. Ozone profiles based on quality statistics and other trace gas profiles](#)

[5.1 Ozone statistics based on quality of products](#)

[5.2 Plot ozone profiles for all STD \(dark without errors\)](#)

[5.3 Plot ozone profiles where STD < 20% \(dark without errors\)](#)

[5.4. Plot ozone profiles where STD < 10% \(dark without errors\)](#)

[5.5. Plot ozone profiles where STD < 5% \(dark without errors\)](#)

[5.6 Plot NO2 profiles for all STD \(dark without errors\)](#)

[5.7 Plot NO3 profiles for all STD \(dark without errors\)](#)

[5.8 Plot H2O profiles \(only for occultations of stars 1,2,3,4,13,14,16,26,63 dark without errors\) for all STD](#)

[6. Auxiliary Data Files used for the production reported in section 2](#)

This report presents the daily analysis on parameters extracted from GOMOS level 2 data (GOM_NL__2P). It is intended to monitor some important parameters that will impact the quality of these products. A list of level 2 products (and content) that have arrived during the reporting day to the PCF is also given.

Item	Value
Time of report generation	22APR2013 08:44:15
Data source version	GOMOS/6.01
Start time of products	26-11-2004 (26NOV2004 00:00:00)
Stop time of products	27-11-2004 (27NOV2004 00:00:00)
Store outputs in DB	Yes
Nb of level 2 prods	494
Nb of prods with errors	0

2. Summary of processed GOM_NL__2P products.

Nr	Filename	UTC Start time	Limb	Duration	Star Id	Star Name	Star Mag	Star Temp	Nb Meas	Orbit	Prod. error
1	GOM_NL__2PRFIN20041126_000247_000000392032_00245_14327_6518.N1	26-NOV-2004 00:02:47	Bright	38.500	49	1Alp UMi	1.9900	6300.0	77	14327	No
2	GOM_NL__2PRFIN20041126_000722_000000392032_00245_14327_6519.N1	26-NOV-2004 00:07:22	Bright	39.000	60	7Bet UMi	2.0810	3950.0	78	14327	No
3	GOM_NL__2PRFIN20041126_000947_000000402032_00245_14327_6520.N1	26-NOV-2004 00:09:47	Bright	39.500	119	14Eta Dra	2.7270	4700.0	79	14327	No
4	GOM_NL__2PRFIN20041126_001127_000000462032_00245_14327_6521.N1	26-NOV-2004 00:11:27	Bright	46.000	82	48Bet UMa	2.3650	10600.	92	14327	No
5	GOM_NL__2PRFIN20041126_001306_000000362032_00245_14327_6522.N1	26-NOV-2004 00:13:06	Bright	36.000	55	79Zet UMa	2.0600	10200.	72	14327	No
6	GOM_NL__2PRFIN20041126_001440_000000362032_00245_14327_6523.N1	26-NOV-2004 00:14:40	Bright	36.000	39	85Eta UMa	1.8540	24000.	72	14327	No
7	GOM_NL__2PRFIN20041126_001728_000000352032_00245_14327_6524.N1	26-NOV-2004 00:17:28	Bright	35.000	180	27Gam Boo	3.0400	8000.0	70	14327	No
8	GOM_NL__2PRFIN20041126_002028_000000352032_00245_14327_6525.N1	26-NOV-2004 00:20:28	Bright	35.000	83		2.3780	11000.	70	14327	No
9	GOM_NL__2PRFIN20041126_002258_000000362032_00245_14327_6526.N1	26-NOV-2004 00:22:58	Bright	36.000	3	16Alp Boo	-0.050000	4250.0	72	14327	No
10	GOM_NL__2PRFIN20041126_002601_000000612032_00245_14327_6527.N1	26-NOV-2004 00:26:01	Bright	60.500	96	68Del Leo	2.5600	9300.0	121	14327	No
11	GOM_NL__2PRFIN20041126_002948_000001472032_00245_14327_6528.N1	26-NOV-2004 00:29:48	Twilight	147.00	51	41Gam1Leo	2.0100	4500.0	294	14327	No
12	GOM_NL__2PRFIN20041126_003754_000002552032_00245_14327_6529.N1	26-NOV-2004 00:37:54	Dark	255.00	22	32Alp Leo	1.3600	15200.	510	14327	No
13	GOM_NL__2PRFIN20041126_004503_000000432032_00245_14327_6530.N1	26-NOV-2004 00:45:03	Dark	43.000	10	Bet Cen	0.61000	28000.	86	14327	No
14	GOM_NL__2PRFIN20041126_004914_000000432032_00246_14328_6626.N1	26-NOV-2004 00:49:14	Dark	43.000	124	The Car	2.7640	30000.	86	14328	No
15	GOM_NL__2PRFIN20041126_005055_000000402032_00246_14328_6627.N1	26-NOV-2004 00:50:55	Dark	40.000	159	Ups Car	2.9200	7200.0	80	14328	No
16	GOM_NL__2PRFIN20041126_005342_000000482032_00246_14328_6628.N1	26-NOV-2004 00:53:42	Dark	48.000	41	Eps Car	1.8600	4100.0	96	14328	No
17	GOM_NL__2PRFIN20041126_005526_000000492032_00246_14328_6629.N1	26-NOV-2004 00:55:26	Dark	49.000	34	Gam2Vel	1.7930	23000.	98	14328	No
18	GOM_NL__2PRFIN20041126_005658_000000592032_00246_14328_6630.N1	26-NOV-2004 00:56:58	Dark	59.000	70	Zet Pup	2.2460	39000.	118	14328	No
19	GOM_NL__2PRFIN20041126_005909_000000512032_00246_14328_6631.N1	26-NOV-2004 00:59:09	Dark	50.500	2	Alp Car	-0.73600	7000.0	101	14328	No
20	GOM_NL__2PRFIN20041126_010041_000000642032_00246_14328_6632.N1	26-NOV-2004 01:00:41	Dark	63.500	117	Pi Pup	2.7060	3800.0	127	14328	No
21	GOM_NL__2PRFIN20041126_010438_000000752032_00246_14328_6633.N1	26-NOV-2004 01:04:38	Dark	75.000	23	21Eps CMa	1.5020	26000.	150	14328	No
22	GOM_NL__2PRFIN20041126_010653_000000822032_00246_14328_6634.N1	26-NOV-2004 01:06:53	Straylight	82.000	179	24Omi2CMa	3.0320	24000.	164	14328	No
23	GOM_NL__2PRFIN20041126_011144_000001272032_00246_14328_6635.N1	26-NOV-2004 01:11:44	Straylight	126.50	1	9Alp CMa	-1.4400	11000.	253	14328	No
24	GOM_NL__2PRFIN20041126_011541_000000712032_00246_14328_6636.N1	26-NOV-2004 01:15:41	Straylight	70.500	7	19Bet Ori	0.10000	14000.	141	14328	No
25	GOM_NL__2PRFIN20041126_011907_000000752032_00246_14328_6637.N1	26-NOV-2004 01:19:07	Twilight	75.000	30	46Eps Ori	1.6940	30000.	150	14328	No
26	GOM_NL__2PRFIN20041126_012201_000000742032_00246_14328_6638.N1	26-NOV-2004 01:22:01	Bright	74.000	27	24Gam Ori	1.6360	26000.	148	14328	No
27	GOM_NL__2PRFIN20041126_012427_000000392032_00246_14328_6639.N1	26-NOV-2004 01:24:27	Bright	38.500	105	6Bet Ari	2.6450	8900.0	77	14328	No
28	GOM_NL__2PRFIN20041126_012810_000000392032_00246_14328_6640.N1	26-NOV-2004 01:28:10	Bright	38.500	173	4Bet Tri	3.0040	8900.0	77	14328	No
29	GOM_NL__2PRFIN20041126_012952_000000402032_00246_14328_6641.N1	26-NOV-2004 01:29:52	Bright	40.000	79	26Bet Per	2.3100	13100.	80	14328	No
30	GOM_NL__2PRFIN20041126_013212_000000422032_00246_14328_6642.N1	26-NOV-2004 01:32:12	Bright	42.000	175	39Del Per	3.0100	19400.	84	14328	No
31	GOM_NL__2PRFIN20041126_013508_000000382032_00246_14328_6643.N1	26-NOV-2004 01:35:08	Bright	38.000	68	18Alp Cas	2.2250	4500.0	76	14328	No
32	GOM_NL__2PRFIN20041126_013623_000000382032_00246_14328_6644.N1	26-NOV-2004 01:36:23	Bright	37.500	74	11Bet Cas	2.2680	6600.0	75	14328	No
33	GOM_NL__2PRFIN20041126_014323_000000382032_00246_14328_6645.N1	26-NOV-2004 01:43:23	Bright	38.000	49	1Alp UMi	1.9900	6300.0	76	14328	No
34	GOM_NL__2PRFIN20041126_014758_000000402032_00246_14328_6646.N1	26-NOV-2004 01:47:58	Bright	39.500	60	7Bet UMi	2.0810	3950.0	79	14328	No
35	GOM_NL__2PRFIN20041126_015024_000000382032_00246_14328_6647.N1	26-NOV-2004 01:50:24	Bright	38.000	119	14Eta Dra	2.7270	4700.0	76	14328	No
36	GOM_NL__2PRFIN20041126_015203_000000452032_00246_14328_6648.N1	26-NOV-2004 01:52:03	Bright	44.500	82	48Bet UMa	2.3650	10600.	89	14328	No
37	GOM_NL__2PRFIN20041126_015341_000000402032_00246_14328_6649.N1	26-NOV-2004 01:53:41	Bright	40.000	55	79Zet UMa	2.0600	10200.	80	14328	No
38	GOM_NL__2PRFIN20041126_015517_000000392032_00246_14328_6650.N1	26-NOV-2004 01:55:17	Bright	38.500	39	85Eta UMa	1.8540	24000.	77	14328	No
39	GOM_NL__2PRFIN20041126_015805_000000362032_00246_14328_6651.N1	26-NOV-2004 01:58:05	Bright	35.500	180	27Gam Boo	3.0400	8000.0	71	14328	No
40	GOM_NL__2PRFIN20041126_020104_000000372032_00246_14328_6652.N1	26-NOV-2004 02:01:04	Bright	36.500	83		2.3780	11000.	73	14328	No
41	GOM_NL__2PRFIN20041126_020334_000000352032_00246_14328_6653.N1	26-NOV-2004 02:03:34	Bright	35.000	3	16Alp Boo	-0.050000	4250.0	70	14328	No
42	GOM_NL__2PRFIN20041126_020637_000000612032_00246_14328_6654.N1	26-NOV-2004 02:06:37	Bright	61.000	96	68Del Leo	2.5600	9300.0	122	14328	No

43	GOM_NL__2PRFIN20041126_021026_000001472032_00246_14328_6655.N1	26-NOV-2004 02:10:26	Twilight	146.50	51	41Gam1Leo	2.0100	4500.0	293	14328	No
44	GOM_NL__2PRFIN20041126_021629_000000532032_00246_14328_6656.N1	26-NOV-2004 02:16:29	Twilight	52.500	100	4Gam Crv	2.5800	13100.	105	14328	No
45	GOM_NL__2PRFIN20041126_021835_000002552032_00246_14328_6657.N1	26-NOV-2004 02:18:35	Dark	255.00	22	32Alp Leo	1.3600	15200.	510	14328	No
46	GOM_NL__2PRFIN20041126_022950_000000422032_00247_14329_6499.N1	26-NOV-2004 02:29:50	Dark	42.000	124	The Car	2.7640	30000.	84	14329	No
47	GOM_NL__2PRFIN20041126_023131_000000412032_00247_14329_6500.N1	26-NOV-2004 02:31:31	Dark	41.000	159	Ups Car	2.9200	7200.0	82	14329	No
48	GOM_NL__2PRFIN20041126_023421_000000472032_00247_14329_6501.N1	26-NOV-2004 02:34:21	Dark	47.000	41	Eps Car	1.8600	4100.0	94	14329	No
49	GOM_NL__2PRFIN20041126_023602_000000512032_00247_14329_6502.N1	26-NOV-2004 02:36:02	Dark	50.500	34	Gam2Vel	1.7930	23000.	101	14329	No
50	GOM_NL__2PRFIN20041126_023735_000000592032_00247_14329_6503.N1	26-NOV-2004 02:37:35	Dark	59.000	70	Zet Pup	2.2460	39000.	118	14329	No
51	GOM_NL__2PRFIN20041126_023948_000000492032_00247_14329_6504.N1	26-NOV-2004 02:39:48	Dark	49.000	2	Alp Car	-0.73600	7000.0	98	14329	No
52	GOM_NL__2PRFIN20041126_024118_000000622032_00247_14329_6505.N1	26-NOV-2004 02:41:18	Dark	62.000	117	Pi Pup	2.7060	3800.0	124	14329	No
53	GOM_NL__2PRFIN20041126_024515_000000742032_00247_14329_6506.N1	26-NOV-2004 02:45:15	Dark	73.500	23	21Eps CMa	1.5020	26000.	147	14329	No
54	GOM_NL__2PRFIN20041126_024729_000000792032_00247_14329_6507.N1	26-NOV-2004 02:47:29	Straylight	79.000	179	24Omi2CMa	3.0320	24000.	158	14329	No
55	GOM_NL__2PRFIN20041126_025220_000001132032_00247_14329_6508.N1	26-NOV-2004 02:52:20	Straylight	113.00	1	9Alp CMa	-1.4400	11000.	226	14329	No
56	GOM_NL__2PRFIN20041126_025616_000000682032_00247_14329_6509.N1	26-NOV-2004 02:56:16	Straylight	67.500	7	19Bet Ori	0.10000	14000.	135	14329	No
57	GOM_NL__2PRFIN20041126_025943_000000742032_00247_14329_6510.N1	26-NOV-2004 02:59:43	Twilight	74.000	30	46Eps Ori	1.6940	30000.	148	14329	No
58	GOM_NL__2PRFIN20041126_030236_000000802032_00247_14329_6511.N1	26-NOV-2004 03:02:36	Bright	80.000	27	24Gam Ori	1.6360	26000.	160	14329	No
59	GOM_NL__2PRFIN20041126_030501_000000412032_00247_14329_6512.N1	26-NOV-2004 03:05:01	Bright	40.500	105	6Bet Ari	2.6450	8900.0	81	14329	No
60	GOM_NL__2PRFIN20041126_030845_000000412032_00247_14329_6513.N1	26-NOV-2004 03:08:45	Bright	40.500	173	4Bet Tri	3.0040	8900.0	81	14329	No
61	GOM_NL__2PRFIN20041126_031028_000000402032_00247_14329_6514.N1	26-NOV-2004 03:10:28	Bright	40.000	79	26Bet Per	2.3100	13100.	80	14329	No
62	GOM_NL__2PRFIN20041126_031248_000000412032_00247_14329_6515.N1	26-NOV-2004 03:12:48	Bright	41.000	175	39Del Per	3.0100	19400.	82	14329	No
63	GOM_NL__2PRFIN20041126_031545_000000362032_00247_14329_6516.N1	26-NOV-2004 03:15:45	Bright	36.000	68	18Alp Cas	2.2250	4500.0	72	14329	No
64	GOM_NL__2PRFIN20041126_031659_000000382032_00247_14329_6517.N1	26-NOV-2004 03:16:59	Bright	37.500	74	11Bet Cas	2.2680	6600.0	75	14329	No
65	GOM_NL__2PRFIN20041126_032356_000000382032_00247_14329_6518.N1	26-NOV-2004 03:23:56	Bright	37.500	49	1Alp UMi	1.9900	6300.0	75	14329	No
66	GOM_NL__2PRFIN20041126_032833_000000422032_00247_14329_6519.N1	26-NOV-2004 03:28:33	Bright	42.000	60	7Bet UMi	2.0810	3950.0	84	14329	No
67	GOM_NL__2PRFIN20041126_033059_000000402032_00247_14329_6520.N1	26-NOV-2004 03:30:59	Bright	40.000	119	14Eta Dra	2.7270	4700.0	80	14329	No
68	GOM_NL__2PRFIN20041126_033238_000000462032_00247_14329_6521.N1	26-NOV-2004 03:32:38	Bright	45.500	82	48Bet UMa	2.3650	10600.	91	14329	No
69	GOM_NL__2PRFIN20041126_033417_000000392032_00247_14329_6522.N1	26-NOV-2004 03:34:17	Bright	39.000	55	79Zet UMa	2.0600	10200.	78	14329	No
70	GOM_NL__2PRFIN20041126_033552_000000392032_00247_14329_6523.N1	26-NOV-2004 03:35:52	Bright	38.500	39	85Eta UMa	1.8540	24000.	77	14329	No
71	GOM_NL__2PRFIN20041126_033840_000000462032_00247_14329_6524.N1	26-NOV-2004 03:38:40	Bright	46.000	180	27Gam Boo	3.0400	8000.0	92	14329	No
72	GOM_NL__2PRFIN20041126_034139_000000362032_00247_14329_6525.N1	26-NOV-2004 03:41:39	Bright	36.000	83		2.3780	11000.	72	14329	No
73	GOM_NL__2PRFIN20041126_034409_000000362032_00247_14329_6526.N1	26-NOV-2004 03:44:09	Bright	36.000	3	16Alp Boo	-0.050000	4250.0	72	14329	No
74	GOM_NL__2PRFIN20041126_034714_000000612032_00247_14329_6527.N1	26-NOV-2004 03:47:14	Bright	60.500	96	68Del Leo	2.5600	9300.0	121	14329	No
75	GOM_NL__2PRFIN20041126_035104_000001382032_00247_14329_6528.N1	26-NOV-2004 03:51:04	Twilight	137.50	51	41Gam1Leo	2.0100	4500.0	275	14329	No
76	GOM_NL__2PRFIN20041126_035708_000000482032_00247_14329_6529.N1	26-NOV-2004 03:57:08	Twilight	47.500	100	4Gam Crv	2.5800	13100.	95	14329	No
77	GOM_NL__2PRFIN20041126_035917_000002552032_00247_14329_6530.N1	26-NOV-2004 03:59:17	Dark	255.00	22	32Alp Leo	1.3600	15200.	510	14329	No
78	GOM_NL__2PRFIN20041126_040614_000000412032_00247_14329_6531.N1	26-NOV-2004 04:06:14	Dark	41.000	10	Bet Cen	0.61000	28000.	82	14329	No
79	GOM_NL__2PRFIN20041126_041029_000000392032_00248_14330_6627.N1	26-NOV-2004 04:10:29	Dark	39.000	124	The Car	2.7640	30000.	78	14330	No
80	GOM_NL__2PRFIN20041126_041208_000000412032_00248_14330_6628.N1	26-NOV-2004 04:12:08	Dark	40.500	159	Ups Car	2.9200	7200.0	81	14330	No
81	GOM_NL__2PRFIN20041126_041458_000000472032_00248_14330_6629.N1	26-NOV-2004 04:14:58	Dark	47.000	41	Eps Car	1.8600	4100.0	94	14330	No
82	GOM_NL__2PRFIN20041126_041640_000000532032_00248_14330_6630.N1	26-NOV-2004 04:16:40	Dark	53.000	34	Gam2Vel	1.7930	23000.	106	14330	No
83	GOM_NL__2PRFIN20041126_041813_000000582032_00248_14330_6631.N1	26-NOV-2004 04:18:13	Dark	57.500	70	Zet Pup	2.2460	39000.	115	14330	No
84	GOM_NL__2PRFIN20041126_042024_000000492032_00248_14330_6632.N1	26-NOV-2004 04:20:24	Dark	48.500	2	Alp Car	-0.73600	7000.0	97	14330	No
85	GOM_NL__2PRFIN20041126_042154_000000672032_00248_14330_6633.N1	26-NOV-2004 04:21:54	Dark	67.000	117	Pi Pup	2.7060	3800.0	134	14330	No
86	GOM_NL__2PRFIN20041126_042551_000000762032_00248_14330_6634.N1	26-NOV-2004 04:25:51	Dark	76.000	23	21Eps CMa	1.5020	26000.	152	14330	No
87	GOM_NL__2PRFIN20041126_042805_000000852032_00248_14330_6635.N1	26-NOV-2004 04:28:05	Straylight	84.500	179	24Omi2CMa	3.0320	24000.	169	14330	No
88	GOM_NL__2PRFIN20041126_043256_000001202032_00248_14330_6636.N1	26-NOV-2004 04:32:56	Straylight	119.50	1	9Alp CMa	-1.4400	11000.	239	14330	No
89	GOM_NL__2PRFIN20041126_043650_000000702032_00248_14330_6637.N1	26-NOV-2004 04:36:50	Straylight	70.000	7	19Bet Ori	0.10000	14000.	140	14330	No
90	GOM_NL__2PRFIN20041126_044018_000000732032_00248_14330_6638.N1	26-NOV-2004 04:40:18	Twilight	73.000	30	46Eps Ori	1.6940	30000.	146	14330	No
91	GOM_NL__2PRFIN20041126_044311_000000692032_00248_14330_6639.N1	26-NOV-2004 04:43:11	Bright	68.500	27	24Gam Ori	1.6360	26000.	137	14330	No
92	GOM_NL__2PRFIN20041126_044540_000000382032_00248_14330_6640.N1	26-NOV-2004 04:45:40	Bright	38.000	105	6Bet Ari	2.6450	8900.0	76	14330	No
93	GOM_NL__2PRFIN20041126_044924_000000372032_00248_14330_6641.N1	26-NOV-2004 04:49:24	Bright	36.500	173	4Bet Tri	3.0040	8900.0	73	14330	No
94	GOM_NL__2PRFIN20041126_045104_000000402032_00248_14330_6642.N1	26-NOV-2004 04:51:04	Bright	39.500	79	26Bet Per	2.3100	13100.	79	14330	No
95	GOM_NL__2PRFIN20041126_045327_000000382032_00248_14330_6643.N1	26-NOV-2004 04:53:27	Bright	37.500	175	39Del Per	3.0100	19400.	75	14330	No
96	GOM_NL__2PRFIN20041126_045621_000000392032_00248_14330_6644.N1	26-NOV-2004 04:56:21	Bright	38.500	68	18Alp Cas	2.2250	4500.0	77	14330	No
97	GOM_NL__2PRFIN20041126_045735_000000392032_00248_14330_6645.N1	26-NOV-2004 04:57:35	Bright	38.500	74	11Bet Cas	2.2680	6600.0	77	14330	No
98	GOM_NL__2PRFIN20041126_050434_000000372032_00248_14330_6646.N1	26-NOV-2004 05:04:34	Bright	37.000	49	1Alp UMi	1.9900	6300.0	74	14330	No
99	GOM_NL__2PRFIN20041126_050911_000000402032_00248_14330_6647.N1	26-NOV-2004 05:09:11	Bright	40.000	60	7Bet UMi	2.0810	3950.0	80	14330	No
100	GOM_NL__2PRFIN20041126_051135_000000392032_00248_14330_6648.N1	26-NOV-2004 05:11:35	Bright	39.000	119	14Eta Dra	2.7270	4700.0	78	14330	No
101	GOM_NL__2PRFIN20041126_051313_000000462032_00248_14330_6649.N1	26-NOV-2004 05:13:13	Bright	46.000	82	48Bet UMa	2.3650	10600.	92	14330	No

102	GOM_NL__2PRFIN20041126_051453_000000402032_00248_14330_6650.N1	26-NOV-2004 05:14:53	Bright	39.500	55	79Zet UMa	2.0600	10200.	79	14330	No
103	GOM_NL__2PRFIN20041126_051626_000000392032_00248_14330_6651.N1	26-NOV-2004 05:16:26	Bright	38.500	39	85Eta UMa	1.8540	24000.	77	14330	No
104	GOM_NL__2PRFIN20041126_051914_000000392032_00248_14330_6652.N1	26-NOV-2004 05:19:14	Bright	39.000	180	27Gam Boo	3.0400	8000.0	78	14330	No
105	GOM_NL__2PRFIN20041126_052215_000000372032_00248_14330_6653.N1	26-NOV-2004 05:22:15	Bright	36.500	83		2.3780	11000.	73	14330	No
106	GOM_NL__2PRFIN20041126_052446_000000362032_00248_14330_6654.N1	26-NOV-2004 05:24:46	Bright	36.000	3	16Alp Boo	-0.050000	4250.0	72	14330	No
107	GOM_NL__2PRFIN20041126_052750_000000832032_00248_14330_6655.N1	26-NOV-2004 05:27:50	Bright	82.500	96	68Del Leo	2.5600	9300.0	165	14330	No
108	GOM_NL__2PRFIN20041126_053142_000001462032_00248_14330_6656.N1	26-NOV-2004 05:31:42	Twilight	145.50	51	41Gam1Leo	2.0100	4500.0	291	14330	No
109	GOM_NL__2PRFIN20041126_053745_000000482032_00248_14330_6657.N1	26-NOV-2004 05:37:45	Twilight	47.500	100	4Gam Crv	2.5800	13100.	95	14330	No
110	GOM_NL__2PRFIN20041126_053919_000000472032_00248_14330_6658.N1	26-NOV-2004 05:39:19	Dark	47.000	171	2Eps Crv	3.0010	4250.0	94	14330	No
111	GOM_NL__2PRFIN20041126_054450_000000442032_00248_14330_6659.N1	26-NOV-2004 05:44:50	Dark	43.500	64	Gam Cen	2.2000	10600.	87	14330	No
112	GOM_NL__2PRFIN20041126_054651_000000492032_00248_14330_6660.N1	26-NOV-2004 05:46:51	Dark	49.000	10	Bet Cen	0.61000	28000.	98	14330	No
113	GOM_NL__2PRFIN20041126_054832_000000482032_00249_14331_6406.N1	26-NOV-2004 05:48:32	Dark	48.000	12	Alp1Cru	0.77500	30000.	96	14331	No
114	GOM_NL__2PRFIN20041126_055106_000000392032_00249_14331_6407.N1	26-NOV-2004 05:51:06	Dark	38.500	124	The Car	2.7640	30000.	77	14331	No
115	GOM_NL__2PRFIN20041126_055245_000000402032_00249_14331_6408.N1	26-NOV-2004 05:52:45	Dark	40.000	159	Ups Car	2.9200	7200.0	80	14331	No
116	GOM_NL__2PRFIN20041126_055535_000000452032_00249_14331_6409.N1	26-NOV-2004 05:55:35	Dark	44.500	41	Eps Car	1.8600	4100.0	89	14331	No
117	GOM_NL__2PRFIN20041126_055717_000000522032_00249_14331_6410.N1	26-NOV-2004 05:57:17	Dark	51.500	34	Gam2Vel	1.7930	23000.	103	14331	No
118	GOM_NL__2PRFIN20041126_055850_000000582032_00249_14331_6411.N1	26-NOV-2004 05:58:50	Dark	58.000	70	Zet Pup	2.2460	39000.	116	14331	No
119	GOM_NL__2PRFIN20041126_060102_000000502032_00249_14331_6412.N1	26-NOV-2004 06:01:02	Dark	50.000	2	Alp Car	-0.73600	7000.0	100	14331	No
120	GOM_NL__2PRFIN20041126_060231_000000672032_00249_14331_6413.N1	26-NOV-2004 06:02:31	Dark	66.500	117	Pi Pup	2.7060	3800.0	133	14331	No
121	GOM_NL__2PRFIN20041126_060627_000000772032_00249_14331_6414.N1	26-NOV-2004 06:06:27	Dark	76.500	23	21Eps CMa	1.5020	26000.	153	14331	No
122	GOM_NL__2PRFIN20041126_060840_000000822032_00249_14331_6415.N1	26-NOV-2004 06:08:40	Straylight	82.000	179	24Omi2CMa	3.0320	24000.	164	14331	No
123	GOM_NL__2PRFIN20041126_061331_000001162032_00249_14331_6416.N1	26-NOV-2004 06:13:31	Straylight	115.50	1	9Alp CMa	-1.4400	11000.	231	14331	No
124	GOM_NL__2PRFIN20041126_061728_000000662032_00249_14331_6417.N1	26-NOV-2004 06:17:28	Straylight	66.000	7	19Bet Ori	0.10000	14000.	132	14331	No
125	GOM_NL__2PRFIN20041126_062053_000000712032_00249_14331_6418.N1	26-NOV-2004 06:20:53	Twilight	70.500	30	46Eps Ori	1.6940	30000.	141	14331	No
126	GOM_NL__2PRFIN20041126_062346_000000842032_00249_14331_6419.N1	26-NOV-2004 06:23:46	Bright	83.500	27	24Gam Ori	1.6360	26000.	167	14331	No
127	GOM_NL__2PRFIN20041126_062616_000000382032_00249_14331_6420.N1	26-NOV-2004 06:26:16	Bright	37.500	105	6Bet Ari	2.6450	8900.0	75	14331	No
128	GOM_NL__2PRFIN20041126_063000_000000372032_00249_14331_6421.N1	26-NOV-2004 06:30:00	Bright	36.500	173	4Bet Tri	3.0040	8900.0	73	14331	No
129	GOM_NL__2PRFIN20041126_063140_000000382032_00249_14331_6422.N1	26-NOV-2004 06:31:40	Bright	37.500	79	26Bet Per	2.3100	13100.	75	14331	No
130	GOM_NL__2PRFIN20041126_063403_000000372032_00249_14331_6423.N1	26-NOV-2004 06:34:03	Bright	37.000	175	39Del Per	3.0100	19400.	74	14331	No
131	GOM_NL__2PRFIN20041126_063657_000000392032_00249_14331_6424.N1	26-NOV-2004 06:36:57	Bright	39.000	68	18Alp Cas	2.2250	4500.0	78	14331	No
132	GOM_NL__2PRFIN20041126_063812_000000392032_00249_14331_6425.N1	26-NOV-2004 06:38:12	Bright	39.000	74	11Bet Cas	2.2680	6600.0	78	14331	No
133	GOM_NL__2PRFIN20041126_064511_000000382032_00249_14331_6426.N1	26-NOV-2004 06:45:11	Bright	37.500	49	1Alp UMi	1.9900	6300.0	75	14331	No
134	GOM_NL__2PRFIN20041126_064948_000000402032_00249_14331_6427.N1	26-NOV-2004 06:49:48	Bright	40.000	60	7Bet UMi	2.0810	3950.0	80	14331	No
135	GOM_NL__2PRFIN20041126_065212_000000392032_00249_14331_6428.N1	26-NOV-2004 06:52:12	Bright	39.000	119	14Eta Dra	2.7270	4700.0	78	14331	No
136	GOM_NL__2PRFIN20041126_065349_000000462032_00249_14331_6429.N1	26-NOV-2004 06:53:49	Bright	46.000	82	48Bet UMa	2.3650	10600.	92	14331	No
137	GOM_NL__2PRFIN20041126_065530_000000402032_00249_14331_6430.N1	26-NOV-2004 06:55:30	Bright	39.500	55	79Zet UMa	2.0600	10200.	79	14331	No
138	GOM_NL__2PRFIN20041126_065705_000000372032_00249_14331_6431.N1	26-NOV-2004 06:57:05	Bright	37.000	39	85Eta UMa	1.8540	24000.	74	14331	No
139	GOM_NL__2PRFIN20041126_065953_000000372032_00249_14331_6432.N1	26-NOV-2004 06:59:53	Bright	36.500	180	27Gam Boo	3.0400	8000.0	73	14331	No
140	GOM_NL__2PRFIN20041126_070252_000000362032_00249_14331_6433.N1	26-NOV-2004 07:02:52	Bright	35.500	83		2.3780	11000.	71	14331	No
141	GOM_NL__2PRFIN20041126_070523_000000362032_00249_14331_6434.N1	26-NOV-2004 07:05:23	Bright	36.000	3	16Alp Boo	-0.050000	4250.0	72	14331	No
142	GOM_NL__2PRFIN20041126_070826_000000642032_00249_14331_6435.N1	26-NOV-2004 07:08:26	Bright	64.000	96	68Del Leo	2.5600	9300.0	128	14331	No
143	GOM_NL__2PRFIN20041126_071220_000001472032_00249_14331_6436.N1	26-NOV-2004 07:12:20	Twilight	146.50	51	41Gam1Leo	2.0100	4500.0	293	14331	No
144	GOM_NL__2PRFIN20041126_071822_000000482032_00249_14331_6437.N1	26-NOV-2004 07:18:22	Twilight	48.000	100	4Gam Crv	2.5800	13100.	96	14331	No
145	GOM_NL__2PRFIN20041126_071957_000000522032_00249_14331_6438.N1	26-NOV-2004 07:19:57	Dark	52.000	171	2Eps Crv	3.0010	4250.0	104	14331	No
146	GOM_NL__2PRFIN20041126_072527_000000402032_00249_14331_6439.N1	26-NOV-2004 07:25:27	Dark	40.000	64	Gam Cen	2.2000	10600.	80	14331	No
147	GOM_NL__2PRFIN20041126_072726_000000512032_00249_14331_6440.N1	26-NOV-2004 07:27:26	Dark	50.500	10	Bet Cen	0.61000	28000.	101	14331	No
148	GOM_NL__2PRFIN20041126_072910_000000422032_00250_14332_6534.N1	26-NOV-2004 07:29:10	Dark	42.000	12	Alp1Cru	0.77500	30000.	84	14332	No
149	GOM_NL__2PRFIN20041126_073142_000000392032_00250_14332_6535.N1	26-NOV-2004 07:31:42	Dark	39.000	124	The Car	2.7640	30000.	78	14332	No
150	GOM_NL__2PRFIN20041126_073322_000000412032_00250_14332_6536.N1	26-NOV-2004 07:33:22	Dark	40.500	159	Ups Car	2.9200	7200.0	81	14332	No
151	GOM_NL__2PRFIN20041126_073612_000000472032_00250_14332_6537.N1	26-NOV-2004 07:36:12	Dark	46.500	41	Eps Car	1.8600	4100.0	93	14332	No
152	GOM_NL__2PRFIN20041126_073754_000000642032_00250_14332_6538.N1	26-NOV-2004 07:37:54	Dark	64.000	34	Gam2Vel	1.7930	23000.	128	14332	No
153	GOM_NL__2PRFIN20041126_073927_000000632032_00250_14332_6539.N1	26-NOV-2004 07:39:27	Dark	62.500	70	Zet Pup	2.2460	39000.	125	14332	No
154	GOM_NL__2PRFIN20041126_074138_000000592032_00250_14332_6540.N1	26-NOV-2004 07:41:38	Dark	58.500	2	Alp Car	-0.73600	7000.0	117	14332	No
155	GOM_NL__2PRFIN20041126_074308_000000752032_00250_14332_6541.N1	26-NOV-2004 07:43:08	Dark	74.500	117	Pi Pup	2.7060	3800.0	149	14332	No
156	GOM_NL__2PRFIN20041126_074703_000000742032_00250_14332_6542.N1	26-NOV-2004 07:47:03	Dark	74.000	23	21Eps CMa	1.5020	26000.	148	14332	No
157	GOM_NL__2PRFIN20041126_074916_000000832032_00250_14332_6543.N1	26-NOV-2004 07:49:16	Straylight	82.500	179	24Omi2CMa	3.0320	24000.	165	14332	No
158	GOM_NL__2PRFIN20041126_075407_000001172032_00250_14332_6544.N1	26-NOV-2004 07:54:07	Straylight	116.50	1	9Alp CMa	-1.4400	11000.	233	14332	No
159	GOM_NL__2PRFIN20041126_075803_000000682032_00250_14332_6545.N1	26-NOV-2004 07:58:03	Straylight	67.500	7	19Bet Ori	0.10000	14000.	135	14332	No
160	GOM_NL__2PRFIN20041126_080128_000000782032_00250_14332_6546.N1	26-NOV-2004 08:01:28	Twilight	77.500	30	46Eps Ori	1.6940	30000.	155	14332	No

161	GOM_NL__2PRFIN20041126_080421_000000812032_00250_14332_6547.N1	26-NOV-2004 08:04:21	Bright	80.500	27	24Gam Ori	1.6360	26000.	161	14332	No
162	GOM_NL__2PRFIN20041126_080652_000000392032_00250_14332_6548.N1	26-NOV-2004 08:06:52	Bright	39.000	105	6Bet Ari	2.6450	8900.0	78	14332	No
163	GOM_NL__2PRFIN20041126_081036_000000372032_00250_14332_6549.N1	26-NOV-2004 08:10:36	Bright	37.000	173	4Bet Tri	3.0040	8900.0	74	14332	No
164	GOM_NL__2PRFIN20041126_081216_000000382032_00250_14332_6550.N1	26-NOV-2004 08:12:16	Bright	38.000	79	26Bet Per	2.3100	13100.	76	14332	No
165	GOM_NL__2PRFIN20041126_081439_000000382032_00250_14332_6551.N1	26-NOV-2004 08:14:39	Bright	38.000	175	39Del Per	3.0100	19400.	76	14332	No
166	GOM_NL__2PRFIN20041126_081733_000000372032_00250_14332_6552.N1	26-NOV-2004 08:17:33	Bright	37.000	68	18Alp Cas	2.2250	4500.0	74	14332	No
167	GOM_NL__2PRFIN20041126_081848_000000392032_00250_14332_6553.N1	26-NOV-2004 08:18:48	Bright	38.500	74	11Bet Cas	2.2680	6600.0	77	14332	No
168	GOM_NL__2PRFIN20041126_082547_000000382032_00250_14332_6554.N1	26-NOV-2004 08:25:47	Bright	38.000	49	1Alp UMi	1.9900	6300.0	76	14332	No
169	GOM_NL__2PRFIN20041126_083024_000000362032_00250_14332_6555.N1	26-NOV-2004 08:30:24	Bright	35.500	60	7Bet UMi	2.0810	3950.0	71	14332	No
170	GOM_NL__2PRFIN20041126_083249_000000382032_00250_14332_6556.N1	26-NOV-2004 08:32:49	Bright	38.000	119	14Eta Dra	2.7270	4700.0	76	14332	No
171	GOM_NL__2PRFIN20041126_083425_000000472032_00250_14332_6557.N1	26-NOV-2004 08:34:25	Bright	47.000	82	48Bet UMa	2.3650	10600.	94	14332	No
172	GOM_NL__2PRFIN20041126_083606_000000392032_00250_14332_6558.N1	26-NOV-2004 08:36:06	Bright	39.000	55	79Zet UMa	2.0600	10200.	78	14332	No
173	GOM_NL__2PRFIN20041126_083741_000000372032_00250_14332_6559.N1	26-NOV-2004 08:37:41	Bright	36.500	39	85Eta UMa	1.8540	24000.	73	14332	No
174	GOM_NL__2PRFIN20041126_084029_000000362032_00250_14332_6560.N1	26-NOV-2004 08:40:29	Bright	36.000	180	27Gam Boo	3.0400	8000.0	72	14332	No
175	GOM_NL__2PRFIN20041126_084328_000000362032_00250_14332_6561.N1	26-NOV-2004 08:43:28	Bright	35.500	83		2.3780	11000.	71	14332	No
176	GOM_NL__2PRFIN20041126_084559_000000352032_00250_14332_6562.N1	26-NOV-2004 08:45:59	Bright	34.500	3	16Alp Boo	-0.050000	4250.0	69	14332	No
177	GOM_NL__2PRFIN20041126_084903_000000652032_00250_14332_6563.N1	26-NOV-2004 08:49:03	Bright	65.000	96	68Del Leo	2.5600	9300.0	130	14332	No
178	GOM_NL__2PRFIN20041126_085257_000001382032_00250_14332_6564.N1	26-NOV-2004 08:52:57	Tw_i_and_stray	138.00	51	41Gam1Leo	2.0100	4500.0	276	14332	No
179	GOM_NL__2PRFIN20041126_085859_000000492032_00250_14332_6565.N1	26-NOV-2004 08:58:59	Tw_i_and_stray	49.000	100	4Gam Crv	2.5800	13100.	98	14332	No
180	GOM_NL__2PRFIN20041126_090034_000000472032_00250_14332_6566.N1	26-NOV-2004 09:00:34	Dark	46.500	171	2Eps Crv	3.0010	4250.0	93	14332	No
181	GOM_NL__2PRFIN20041126_090604_000000422032_00250_14332_6567.N1	26-NOV-2004 09:06:04	Dark	41.500	64	Gam Cen	2.2000	10600.	83	14332	No
182	GOM_NL__2PRFIN20041126_090803_000000412032_00250_14332_6568.N1	26-NOV-2004 09:08:03	Dark	41.000	10	Bet Cen	0.61000	28000.	82	14332	No
183	GOM_NL__2PRFIN20041126_090945_000000432032_00251_14333_6407.N1	26-NOV-2004 09:09:45	Dark	42.500	12	Alp1Cru	0.77500	30000.	85	14333	No
184	GOM_NL__2PRFIN20041126_091219_000000392032_00251_14333_6408.N1	26-NOV-2004 09:12:19	Dark	39.000	124	The Car	2.7640	30000.	78	14333	No
185	GOM_NL__2PRFIN20041126_091358_000000392032_00251_14333_6409.N1	26-NOV-2004 09:13:58	Dark	38.500	159	Ups Car	2.9200	7200.0	77	14333	No
186	GOM_NL__2PRFIN20041126_091648_000000462032_00251_14333_6410.N1	26-NOV-2004 09:16:48	Dark	45.500	41	Eps Car	1.8600	4100.0	91	14333	No
187	GOM_NL__2PRFIN20041126_091831_000000512032_00251_14333_6411.N1	26-NOV-2004 09:18:31	Dark	50.500	34	Gam2Vel	1.7930	23000.	101	14333	No
188	GOM_NL__2PRFIN20041126_092005_000000632032_00251_14333_6412.N1	26-NOV-2004 09:20:05	Dark	62.500	70	Zet Pup	2.2460	39000.	125	14333	No
189	GOM_NL__2PRFIN20041126_092215_000000592032_00251_14333_6413.N1	26-NOV-2004 09:22:15	Dark	59.000	2	Alp Car	-0.73600	7000.0	118	14333	No
190	GOM_NL__2PRFIN20041126_092344_000000682032_00251_14333_6414.N1	26-NOV-2004 09:23:44	Dark	68.000	117	Pi Pup	2.7060	3800.0	136	14333	No
191	GOM_NL__2PRFIN20041126_092741_000000702032_00251_14333_6415.N1	26-NOV-2004 09:27:41	Dark	69.500	23	21Eps CMa	1.5020	26000.	139	14333	No
192	GOM_NL__2PRFIN20041126_092955_000000782032_00251_14333_6416.N1	26-NOV-2004 09:29:55	Straylight	77.500	179	24Omi2CMa	3.0320	24000.	155	14333	No
193	GOM_NL__2PRFIN20041126_093443_000001292032_00251_14333_6417.N1	26-NOV-2004 09:34:43	Straylight	129.00	1	9Alp CMa	-1.4400	11000.	258	14333	No
194	GOM_NL__2PRFIN20041126_093840_000000722032_00251_14333_6418.N1	26-NOV-2004 09:38:40	Straylight	71.500	7	19Bet Ori	0.10000	14000.	143	14333	No
195	GOM_NL__2PRFIN20041126_094204_000000732032_00251_14333_6419.N1	26-NOV-2004 09:42:04	Tw_i_and_stray	72.500	30	46Eps Ori	1.6940	30000.	145	14333	No
196	GOM_NL__2PRFIN20041126_094454_000000792032_00251_14333_6420.N1	26-NOV-2004 09:44:54	Bright	78.500	27	24Gam Ori	1.6360	26000.	157	14333	No
197	GOM_NL__2PRFIN20041126_094728_000000372032_00251_14333_6421.N1	26-NOV-2004 09:47:28	Bright	37.000	105	6Bet Ari	2.6450	8900.0	74	14333	No
198	GOM_NL__2PRFIN20041126_095112_000000372032_00251_14333_6422.N1	26-NOV-2004 09:51:12	Bright	37.000	173	4Bet Tri	3.0040	8900.0	74	14333	No
199	GOM_NL__2PRFIN20041126_095252_000000392032_00251_14333_6423.N1	26-NOV-2004 09:52:52	Bright	38.500	79	26Bet Per	2.3100	13100.	77	14333	No
200	GOM_NL__2PRFIN20041126_095514_000000392032_00251_14333_6424.N1	26-NOV-2004 09:55:14	Bright	39.000	175	39Del Per	3.0100	19400.	78	14333	No
201	GOM_NL__2PRFIN20041126_095809_000000402032_00251_14333_6425.N1	26-NOV-2004 09:58:09	Bright	39.500	68	18Alp Cas	2.2250	4500.0	79	14333	No
202	GOM_NL__2PRFIN20041126_095924_000000392032_00251_14333_6426.N1	26-NOV-2004 09:59:24	Bright	38.500	74	11Bet Cas	2.2680	6600.0	77	14333	No
203	GOM_NL__2PRFIN20041126_100623_000000382032_00251_14333_6427.N1	26-NOV-2004 10:06:23	Bright	38.000	49	1Alp UMi	1.9900	6300.0	76	14333	No
204	GOM_NL__2PRFIN20041126_101059_000000382032_00251_14333_6428.N1	26-NOV-2004 10:10:59	Bright	38.000	60	7Bet UMi	2.0810	3950.0	76	14333	No
205	GOM_NL__2PRFIN20041126_101325_000000382032_00251_14333_6429.N1	26-NOV-2004 10:13:25	Bright	38.000	119	14Eta Dra	2.7270	4700.0	76	14333	No
206	GOM_NL__2PRFIN20041126_101500_000000452032_00251_14333_6430.N1	26-NOV-2004 10:15:00	Bright	44.500	82	48Bet UMa	2.3650	10600.	89	14333	No
207	GOM_NL__2PRFIN20041126_101641_000000392032_00251_14333_6431.N1	26-NOV-2004 10:16:41	Bright	39.000	55	79Zet UMa	2.0600	10200.	78	14333	No
208	GOM_NL__2PRFIN20041126_101816_000000422032_00251_14333_6432.N1	26-NOV-2004 10:18:16	Bright	41.500	39	85Eta UMa	1.8540	24000.	83	14333	No
209	GOM_NL__2PRFIN20041126_102104_000000412032_00251_14333_6433.N1	26-NOV-2004 10:21:04	Bright	40.500	180	27Gam Boo	3.0400	8000.0	81	14333	No
210	GOM_NL__2PRFIN20041126_102404_000000352032_00251_14333_6434.N1	26-NOV-2004 10:24:04	Bright	34.500	83		2.3780	11000.	69	14333	No
211	GOM_NL__2PRFIN20041126_102635_000000362032_00251_14333_6435.N1	26-NOV-2004 10:26:35	Bright	35.500	3	16Alp Boo	-0.050000	4250.0	71	14333	No
212	GOM_NL__2PRFIN20041126_102940_000000632032_00251_14333_6436.N1	26-NOV-2004 10:29:40	Bright	63.000	96	68Del Leo	2.5600	9300.0	126	14333	No
213	GOM_NL__2PRFIN20041126_103335_000001502032_00251_14333_6437.N1	26-NOV-2004 10:33:35	Tw_i_and_stray	150.00	51	41Gam1Leo	2.0100	4500.0	300	14333	No
214	GOM_NL__2PRFIN20041126_103935_000000472032_00251_14333_6438.N1	26-NOV-2004 10:39:35	Tw_i_and_stray	46.500	100	4Gam Crv	2.5800	13100.	93	14333	No
215	GOM_NL__2PRFIN20041126_104110_000000472032_00251_14333_6439.N1	26-NOV-2004 10:41:10	Dark	47.000	171	2Eps Crv	3.0010	4250.0	94	14333	No
216	GOM_NL__2PRFIN20041126_104640_000000412032_00251_14333_6440.N1	26-NOV-2004 10:46:40	Dark	41.000	64	Gam Cen	2.2000	10600.	82	14333	No
217	GOM_NL__2PRFIN20041126_104839_000000442032_00251_14333_6441.N1	26-NOV-2004 10:48:39	Dark	44.000	10	Bet Cen	0.61000	28000.	88	14333	No
218	GOM_NL__2PRFIN20041126_105022_000000482032_00252_14334_6410.N1	26-NOV-2004 10:50:22	Dark	47.500	12	Alp1Cru	0.77500	30000.	95	14334	No
219	GOM_NL__2PRFIN20041126_105255_000000382032_00252_14334_6411.N1	26-NOV-2004 10:52:55	Dark	38.000	124	The Car	2.7640	30000.	76	14334	No

220	GOM_NL__2PRFIN20041126_105434_000000402032_00252_14334_6412.N1	26-NOV-2004 10:54:34	Dark	39.500	159	Ups Car	2.9200	7200.0	79	14334	No
221	GOM_NL__2PRFIN20041126_105724_000000462032_00252_14334_6413.N1	26-NOV-2004 10:57:24	Dark	46.000	41	Eps Car	1.8600	4100.0	92	14334	No
222	GOM_NL__2PRFIN20041126_105907_000000502032_00252_14334_6414.N1	26-NOV-2004 10:59:07	Dark	50.000	34	Gam2Vel	1.7930	23000.	100	14334	No
223	GOM_NL__2PRFIN20041126_110041_000000562032_00252_14334_6415.N1	26-NOV-2004 11:00:41	Dark	55.500	70	Zet Pup	2.2460	39000.	111	14334	No
224	GOM_NL__2PRFIN20041126_110251_000000592032_00252_14334_6416.N1	26-NOV-2004 11:02:51	Dark	59.000	2	Alp Car	-0.73600	7000.0	118	14334	No
225	GOM_NL__2PRFIN20041126_110421_000000702032_00252_14334_6417.N1	26-NOV-2004 11:04:21	Dark	69.500	117	Pi Pup	2.7060	3800.0	139	14334	No
226	GOM_NL__2PRFIN20041126_110818_000000722032_00252_14334_6418.N1	26-NOV-2004 11:08:18	Dark	72.000	23	21Eps CMa	1.5020	26000.	144	14334	No
227	GOM_NL__2PRFIN20041126_111032_000000802032_00252_14334_6419.N1	26-NOV-2004 11:10:32	Straylight	79.500	179	24Omi2CMa	3.0320	24000.	159	14334	No
228	GOM_NL__2PRFIN20041126_111520_000001192032_00252_14334_6420.N1	26-NOV-2004 11:15:20	Straylight	118.50	1	9Alp CMa	-1.4400	11000.	237	14334	No
229	GOM_NL__2PRFIN20041126_111913_000000692032_00252_14334_6421.N1	26-NOV-2004 11:19:13	Straylight	68.500	7	19Bet Ori	0.10000	14000.	137	14334	No
230	GOM_NL__2PRFIN20041126_112239_000000692032_00252_14334_6422.N1	26-NOV-2004 11:22:39	Tw_i_and_stray	69.000	30	46Eps Ori	1.6940	30000.	138	14334	No
231	GOM_NL__2PRFIN20041126_112532_000000752032_00252_14334_6423.N1	26-NOV-2004 11:25:32	Bright	75.000	27	24Gam Ori	1.6360	26000.	150	14334	No
232	GOM_NL__2PRFIN20041126_112804_000000392032_00252_14334_6424.N1	26-NOV-2004 11:28:04	Bright	38.500	105	6Bet Ari	2.6450	8900.0	77	14334	No
233	GOM_NL__2PRFIN20041126_113148_000000372032_00252_14334_6425.N1	26-NOV-2004 11:31:48	Bright	37.000	173	4Bet Tri	3.0040	8900.0	74	14334	No
234	GOM_NL__2PRFIN20041126_113327_000000402032_00252_14334_6426.N1	26-NOV-2004 11:33:27	Bright	39.500	79	26Bet Per	2.3100	13100.	79	14334	No
235	GOM_NL__2PRFIN20041126_113549_000000382032_00252_14334_6427.N1	26-NOV-2004 11:35:49	Bright	37.500	175	39Del Per	3.0100	19400.	75	14334	No
236	GOM_NL__2PRFIN20041126_113846_000000402032_00252_14334_6428.N1	26-NOV-2004 11:38:46	Bright	40.000	68	18Alp Cas	2.2250	4500.0	80	14334	No
237	GOM_NL__2PRFIN20041126_114000_000000392032_00252_14334_6429.N1	26-NOV-2004 11:40:00	Bright	39.000	74	11Bet Cas	2.2680	6600.0	78	14334	No
238	GOM_NL__2PRFIN20041126_114658_000000402032_00252_14334_6430.N1	26-NOV-2004 11:46:58	Bright	39.500	49	1Alp UMi	1.9900	6300.0	79	14334	No
239	GOM_NL__2PRFIN20041126_115135_000000402032_00252_14334_6431.N1	26-NOV-2004 11:51:35	Bright	39.500	60	7Bet UMi	2.0810	3950.0	79	14334	No
240	GOM_NL__2PRFIN20041126_115400_000000372032_00252_14334_6432.N1	26-NOV-2004 11:54:00	Bright	37.000	119	14Eta Dra	2.7270	4700.0	74	14334	No
241	GOM_NL__2PRFIN20041126_115536_000000462032_00252_14334_6433.N1	26-NOV-2004 11:55:36	Bright	46.000	82	48Bet UMa	2.3650	10600.	92	14334	No
242	GOM_NL__2PRFIN20041126_115716_000000392032_00252_14334_6434.N1	26-NOV-2004 11:57:16	Bright	38.500	55	79Zet UMa	2.0600	10200.	77	14334	No
243	GOM_NL__2PRFIN20041126_115852_000000382032_00252_14334_6435.N1	26-NOV-2004 11:58:52	Bright	38.000	39	85Eta UMa	1.8540	24000.	76	14334	No
244	GOM_NL__2PRFIN20041126_120139_000000382032_00252_14334_6436.N1	26-NOV-2004 12:01:39	Bright	37.500	180	27Gam Boo	3.0400	8000.0	75	14334	No
245	GOM_NL__2PRFIN20041126_120440_000000372032_00252_14334_6437.N1	26-NOV-2004 12:04:40	Bright	36.500	83		2.3780	11000.	73	14334	No
246	GOM_NL__2PRFIN20041126_120711_000000362032_00252_14334_6438.N1	26-NOV-2004 12:07:11	Bright	36.000	3	16Alp Boo	-0.050000	4250.0	72	14334	No
247	GOM_NL__2PRFIN20041126_121016_000000642032_00252_14334_6439.N1	26-NOV-2004 12:10:16	Bright	63.500	96	68Del Leo	2.5600	9300.0	127	14334	No
248	GOM_NL__2PRFIN20041126_121414_000001392032_00252_14334_6440.N1	26-NOV-2004 12:14:14	Tw_i_and_stray	139.00	51	41Gam1Leo	2.0100	4500.0	278	14334	No
249	GOM_NL__2PRFIN20041126_122011_000000482032_00252_14334_6441.N1	26-NOV-2004 12:20:11	Tw_i_and_stray	48.000	100	4Gam Crv	2.5800	13100.	96	14334	No
250	GOM_NL__2PRFIN20041126_122147_000000472032_00252_14334_6442.N1	26-NOV-2004 12:21:47	Dark	47.000	171	2Eps Crv	3.0010	4250.0	94	14334	No
251	GOM_NL__2PRFIN20041126_122715_000000442032_00252_14334_6443.N1	26-NOV-2004 12:27:15	Dark	44.000	64	Gam Cen	2.2000	10600.	88	14334	No
252	GOM_NL__2PRFIN20041126_122914_000000522032_00252_14334_6444.N1	26-NOV-2004 12:29:14	Dark	52.000	10	Bet Cen	0.61000	28000.	104	14334	No
253	GOM_NL__2PRFIN20041126_123057_000000462032_00253_14335_6414.N1	26-NOV-2004 12:30:57	Dark	45.500	12	Alp1Cru	0.77500	30000.	91	14335	No
254	GOM_NL__2PRFIN20041126_123331_000000392032_00253_14335_6415.N1	26-NOV-2004 12:33:31	Dark	39.000	124	The Car	2.7640	30000.	78	14335	No
255	GOM_NL__2PRFIN20041126_123510_000000392032_00253_14335_6416.N1	26-NOV-2004 12:35:10	Dark	39.000	159	Ups Car	2.9200	7200.0	78	14335	No
256	GOM_NL__2PRFIN20041126_123800_000000472032_00253_14335_6417.N1	26-NOV-2004 12:38:00	Dark	46.500	41	Eps Car	1.8600	4100.0	93	14335	No
257	GOM_NL__2PRFIN20041126_123944_000000502032_00253_14335_6418.N1	26-NOV-2004 12:39:44	Dark	50.000	34	Gam2Vel	1.7930	23000.	100	14335	No
258	GOM_NL__2PRFIN20041126_124118_000000572032_00253_14335_6419.N1	26-NOV-2004 12:41:18	Dark	57.000	70	Zet Pup	2.2460	39000.	114	14335	No
259	GOM_NL__2PRFIN20041126_124328_000000552032_00253_14335_6420.N1	26-NOV-2004 12:43:28	Dark	54.500	2	Alp Car	-0.73600	7000.0	109	14335	No
260	GOM_NL__2PRFIN20041126_124456_000000652032_00253_14335_6421.N1	26-NOV-2004 12:44:56	Dark	65.000	117	Pi Pup	2.7060	3800.0	130	14335	No
261	GOM_NL__2PRFIN20041126_124855_000000792032_00253_14335_6422.N1	26-NOV-2004 12:48:55	Dark	78.500	23	21Eps CMa	1.5020	26000.	157	14335	No
262	GOM_NL__2PRFIN20041126_125109_000000782032_00253_14335_6423.N1	26-NOV-2004 12:51:09	Straylight	77.500	179	24Omi2CMa	3.0320	24000.	155	14335	No
263	GOM_NL__2PRFIN20041126_125556_000001132032_00253_14335_6424.N1	26-NOV-2004 12:55:56	Straylight	113.00	1	9Alp CMa	-1.4400	11000.	226	14335	No
264	GOM_NL__2PRFIN20041126_125951_000000672032_00253_14335_6425.N1	26-NOV-2004 12:59:51	Straylight	67.000	7	19Bet Ori	0.10000	14000.	134	14335	No
265	GOM_NL__2PRFIN20041126_130314_000000712032_00253_14335_6426.N1	26-NOV-2004 13:03:14	Tw_i_and_stray	70.500	30	46Eps Ori	1.6940	30000.	141	14335	No
266	GOM_NL__2PRFIN20041126_130606_000000702032_00253_14335_6427.N1	26-NOV-2004 13:06:06	Bright	70.000	27	24Gam Ori	1.6360	26000.	140	14335	No
267	GOM_NL__2PRFIN20041126_130840_000000382032_00253_14335_6428.N1	26-NOV-2004 13:08:40	Bright	38.000	105	6Bet Ari	2.6450	8900.0	76	14335	No
268	GOM_NL__2PRFIN20041126_131224_000000362032_00253_14335_6429.N1	26-NOV-2004 13:12:24	Bright	35.500	173	4Bet Tri	3.0040	8900.0	71	14335	No
269	GOM_NL__2PRFIN20041126_131403_000000372032_00253_14335_6430.N1	26-NOV-2004 13:14:03	Bright	37.000	79	26Bet Per	2.3100	13100.	74	14335	No
270	GOM_NL__2PRFIN20041126_131625_000000382032_00253_14335_6431.N1	26-NOV-2004 13:16:25	Bright	38.000	175	39Del Per	3.0100	19400.	76	14335	No
271	GOM_NL__2PRFIN20041126_131922_000000372032_00253_14335_6432.N1	26-NOV-2004 13:19:22	Bright	36.500	68	18Alp Cas	2.2250	4500.0	73	14335	No
272	GOM_NL__2PRFIN20041126_132037_000000412032_00253_14335_6433.N1	26-NOV-2004 13:20:37	Bright	40.500	74	11Bet Cas	2.2680	6600.0	81	14335	No
273	GOM_NL__2PRFIN20041126_132735_000000382032_00253_14335_6434.N1	26-NOV-2004 13:27:35	Bright	37.500	49	1Alp UMi	1.9900	6300.0	75	14335	No
274	GOM_NL__2PRFIN20041126_133211_000000382032_00253_14335_6435.N1	26-NOV-2004 13:32:11	Bright	37.500	60	7Bet UMi	2.0810	3950.0	75	14335	No
275	GOM_NL__2PRFIN20041126_133434_000000442032_00253_14335_6436.N1	26-NOV-2004 13:34:34	Bright	43.500	36	50Alp UMa	1.8000	6300.0	87	14335	No
276	GOM_NL__2PRFIN20041126_133611_000000462032_00253_14335_6437.N1	26-NOV-2004 13:36:11	Bright	46.000	82	48Bet UMa	2.3650	10600.	92	14335	No
277	GOM_NL__2PRFIN20041126_133753_000000442032_00253_14335_6438.N1	26-NOV-2004 13:37:53	Bright	43.500	55	79Zet UMa	2.0600	10200.	87	14335	No
278	GOM_NL__2PRFIN20041126_133928_000000392032_00253_14335_6439.N1	26-NOV-2004 13:39:28	Bright	38.500	39	85Eta UMa	1.8540	24000.	77	14335	No

279	GOM_NL__2PRFIN20041126_134217_000000352032_00253_14335_6440.N1	26-NOV-2004 13:42:17	Bright	34.500	180	27Gam Boo	3.0400	8000.0	69	14335	No
280	GOM_NL__2PRFIN20041126_134516_000000382032_00253_14335_6441.N1	26-NOV-2004 13:45:16	Bright	37.500	83		2.3780	11000.	75	14335	No
281	GOM_NL__2PRFIN20041126_134747_000000362032_00253_14335_6442.N1	26-NOV-2004 13:47:47	Bright	36.000	3	16Alp Boo	-0.050000	4250.0	72	14335	No
282	GOM_NL__2PRFIN20041126_135158_000000542032_00253_14335_6443.N1	26-NOV-2004 13:51:58	Bright	53.500	62	94Bet Leo	2.1360	9700.0	107	14335	No
283	GOM_NL__2PRFIN20041126_135451_000001602032_00253_14335_6444.N1	26-NOV-2004 13:54:51	Tw_i_and_stray	160.00	51	41Gam1Leo	2.0100	4500.0	320	14335	No
284	GOM_NL__2PRFIN20041126_135959_000000462032_00253_14335_6445.N1	26-NOV-2004 13:59:59	Tw_i_and_stray	45.500	163	7Del Crv	2.9450	11000.	91	14335	No
285	GOM_NL__2PRFIN20041126_140139_000000472032_00253_14335_6446.N1	26-NOV-2004 14:01:39	Twilight	46.500	106	9Bet Crv	2.6480	5600.0	93	14335	No
286	GOM_NL__2PRFIN20041126_140329_000002552032_00253_14335_6447.N1	26-NOV-2004 14:03:29	Dark	255.00	22	32Alp Leo	1.3600	15200.	510	14335	No
287	GOM_NL__2PRFIN20041126_140950_000000492032_00253_14335_6448.N1	26-NOV-2004 14:09:50	Dark	48.500	10	Bet Cen	0.61000	28000.	97	14335	No
288	GOM_NL__2PRFIN20041126_141134_000000482032_00254_14336_6406.N1	26-NOV-2004 14:11:34	Dark	47.500	12	Alp1Cru	0.77500	30000.	95	14336	No
289	GOM_NL__2PRFIN20041126_141407_000000392032_00254_14336_6407.N1	26-NOV-2004 14:14:07	Dark	39.000	124	The Car	2.7640	30000.	78	14336	No
290	GOM_NL__2PRFIN20041126_141547_000000412032_00254_14336_6408.N1	26-NOV-2004 14:15:47	Dark	41.000	159	Ups Car	2.9200	7200.0	82	14336	No
291	GOM_NL__2PRFIN20041126_141836_000000492032_00254_14336_6409.N1	26-NOV-2004 14:18:36	Dark	48.500	41	Eps Car	1.8600	4100.0	97	14336	No
292	GOM_NL__2PRFIN20041126_142020_000000542032_00254_14336_6410.N1	26-NOV-2004 14:20:20	Dark	53.500	34	Gam2Vel	1.7930	23000.	107	14336	No
293	GOM_NL__2PRFIN20041126_142155_000000582032_00254_14336_6411.N1	26-NOV-2004 14:21:55	Dark	57.500	70	Zet Pup	2.2460	39000.	115	14336	No
294	GOM_NL__2PRFIN20041126_142404_000000562032_00254_14336_6412.N1	26-NOV-2004 14:24:04	Dark	55.500	2	Alp Car	-0.73600	7000.0	111	14336	No
295	GOM_NL__2PRFIN20041126_142534_000000632032_00254_14336_6413.N1	26-NOV-2004 14:25:34	Dark	63.000	117	Pi Pup	2.7060	3800.0	126	14336	No
296	GOM_NL__2PRFIN20041126_142932_000000692032_00254_14336_6414.N1	26-NOV-2004 14:29:32	Dark	68.500	23	21Eps CMa	1.5020	26000.	137	14336	No
297	GOM_NL__2PRFIN20041126_143146_000000802032_00254_14336_6415.N1	26-NOV-2004 14:31:46	Straylight	79.500	179	24Omi2CMa	3.0320	24000.	159	14336	No
298	GOM_NL__2PRFIN20041126_143633_000001132032_00254_14336_6416.N1	26-NOV-2004 14:36:33	Straylight	113.00	1	9Alp CMa	-1.4400	11000.	226	14336	No
299	GOM_NL__2PRFIN20041126_144026_000000722032_00254_14336_6417.N1	26-NOV-2004 14:40:26	Straylight	72.000	7	19Bet Ori	0.10000	14000.	144	14336	No
300	GOM_NL__2PRFIN20041126_144350_000000692032_00254_14336_6418.N1	26-NOV-2004 14:43:50	Tw_i_and_stray	68.500	30	46Eps Ori	1.6940	30000.	137	14336	No
301	GOM_NL__2PRFIN20041126_144642_000000642032_00254_14336_6419.N1	26-NOV-2004 14:46:42	Bright	63.500	27	24Gam Ori	1.6360	26000.	127	14336	No
302	GOM_NL__2PRFIN20041126_144915_000000402032_00254_14336_6420.N1	26-NOV-2004 14:49:15	Bright	40.000	105	6Bet Ari	2.6450	8900.0	80	14336	No
303	GOM_NL__2PRFIN20041126_145300_000000372032_00254_14336_6421.N1	26-NOV-2004 14:53:00	Bright	36.500	173	4Bet Tri	3.0040	8900.0	73	14336	No
304	GOM_NL__2PRFIN20041126_145439_000000392032_00254_14336_6422.N1	26-NOV-2004 14:54:39	Bright	38.500	79	26Bet Per	2.3100	13100.	77	14336	No
305	GOM_NL__2PRFIN20041126_145700_000000392032_00254_14336_6423.N1	26-NOV-2004 14:57:00	Bright	38.500	175	39Del Per	3.0100	19400.	77	14336	No
306	GOM_NL__2PRFIN20041126_145958_000000392032_00254_14336_6424.N1	26-NOV-2004 14:59:58	Bright	39.000	68	18Alp Cas	2.2250	4500.0	78	14336	No
307	GOM_NL__2PRFIN20041126_150113_000000392032_00254_14336_6425.N1	26-NOV-2004 15:01:13	Bright	39.000	74	11Bet Cas	2.2680	6600.0	78	14336	No
308	GOM_NL__2PRFIN20041126_150810_000000372032_00254_14336_6426.N1	26-NOV-2004 15:08:10	Bright	37.000	49	1Alp UMi	1.9900	6300.0	74	14336	No
309	GOM_NL__2PRFIN20041126_151247_000000392032_00254_14336_6427.N1	26-NOV-2004 15:12:47	Bright	39.000	60	7Bet UMi	2.0810	3950.0	78	14336	No
310	GOM_NL__2PRFIN20041126_151510_000000422032_00254_14336_6428.N1	26-NOV-2004 15:15:10	Bright	41.500	36	50Alp UMa	1.8000	6300.0	83	14336	No
311	GOM_NL__2PRFIN20041126_151647_000000472032_00254_14336_6429.N1	26-NOV-2004 15:16:47	Bright	46.500	82	48Bet UMa	2.3650	10600.	93	14336	No
312	GOM_NL__2PRFIN20041126_151829_000000392032_00254_14336_6430.N1	26-NOV-2004 15:18:29	Bright	38.500	55	79Zet UMa	2.0600	10200.	77	14336	No
313	GOM_NL__2PRFIN20041126_152004_000000412032_00254_14336_6431.N1	26-NOV-2004 15:20:04	Bright	40.500	39	85Eta UMa	1.8540	24000.	81	14336	No
314	GOM_NL__2PRFIN20041126_152253_000000382032_00254_14336_6432.N1	26-NOV-2004 15:22:53	Bright	38.000	180	27Gam Boo	3.0400	8000.0	76	14336	No
315	GOM_NL__2PRFIN20041126_152552_000000372032_00254_14336_6433.N1	26-NOV-2004 15:25:52	Bright	37.000	83		2.3780	11000.	74	14336	No
316	GOM_NL__2PRFIN20041126_152823_000000372032_00254_14336_6434.N1	26-NOV-2004 15:28:23	Bright	36.500	3	16Alp Boo	-0.050000	4250.0	73	14336	No
317	GOM_NL__2PRFIN20041126_153234_000000532032_00254_14336_6435.N1	26-NOV-2004 15:32:34	Bright	53.000	62	94Bet Leo	2.1360	9700.0	106	14336	No
318	GOM_NL__2PRFIN20041126_153529_000001542032_00254_14336_6436.N1	26-NOV-2004 15:35:29	Tw_i_and_stray	153.50	51	41Gam1Leo	2.0100	4500.0	307	14336	No
319	GOM_NL__2PRFIN20041126_154036_000000452032_00254_14336_6437.N1	26-NOV-2004 15:40:36	Tw_i_and_stray	44.500	163	7Del Crv	2.9450	11000.	89	14336	No
320	GOM_NL__2PRFIN20041126_154216_000000482032_00254_14336_6438.N1	26-NOV-2004 15:42:16	Twilight	47.500	106	9Bet Crv	2.6480	5600.0	95	14336	No
321	GOM_NL__2PRFIN20041126_154412_000002552032_00254_14336_6439.N1	26-NOV-2004 15:44:12	Dark	255.00	22	32Alp Leo	1.3600	15200.	510	14336	No
322	GOM_NL__2PRFIN20041126_155026_000000462032_00254_14336_6440.N1	26-NOV-2004 15:50:26	Dark	45.500	10	Bet Cen	0.61000	28000.	91	14336	No
323	GOM_NL__2PRFIN20041126_155209_000000492032_00255_14337_6406.N1	26-NOV-2004 15:52:09	Dark	48.500	12	Alp1Cru	0.77500	30000.	97	14337	No
324	GOM_NL__2PRFIN20041126_155443_000000402032_00255_14337_6407.N1	26-NOV-2004 15:54:43	Dark	39.500	124	The Car	2.7640	30000.	79	14337	No
325	GOM_NL__2PRFIN20041126_155622_000000422032_00255_14337_6408.N1	26-NOV-2004 15:56:22	Dark	42.000	159	Ups Car	2.9200	7200.0	84	14337	No
326	GOM_NL__2PRFIN20041126_155911_000000502032_00255_14337_6409.N1	26-NOV-2004 15:59:11	Dark	50.000	41	Eps Car	1.8600	4100.0	100	14337	No
327	GOM_NL__2PRFIN20041126_160057_000000532032_00255_14337_6410.N1	26-NOV-2004 16:00:57	Dark	52.500	34	Gam2Vel	1.7930	23000.	105	14337	No
328	GOM_NL__2PRFIN20041126_160232_000000632032_00255_14337_6411.N1	26-NOV-2004 16:02:32	Dark	63.000	70	Zet Pup	2.2460	39000.	126	14337	No
329	GOM_NL__2PRFIN20041126_160440_000000542032_00255_14337_6412.N1	26-NOV-2004 16:04:40	Dark	54.000	2	Alp Car	-0.73600	7000.0	108	14337	No
330	GOM_NL__2PRFIN20041126_160612_000000662032_00255_14337_6413.N1	26-NOV-2004 16:06:12	Dark	65.500	117	Pi Pup	2.7060	3800.0	131	14337	No
331	GOM_NL__2PRFIN20041126_161008_000000742032_00255_14337_6414.N1	26-NOV-2004 16:10:08	Dark	73.500	23	21Eps CMa	1.5020	26000.	147	14337	No
332	GOM_NL__2PRFIN20041126_161223_000000822032_00255_14337_6415.N1	26-NOV-2004 16:12:23	Straylight	82.000	179	24Omi2CMa	3.0320	24000.	164	14337	No
333	GOM_NL__2PRFIN20041126_161709_000001272032_00255_14337_6416.N1	26-NOV-2004 16:17:09	Straylight	127.00	1	9Alp CMa	-1.4400	11000.	254	14337	No
334	GOM_NL__2PRFIN20041126_162103_000000652032_00255_14337_6417.N1	26-NOV-2004 16:21:03	Straylight	64.500	7	19Bet Ori	0.10000	14000.	129	14337	No
335	GOM_NL__2PRFIN20041126_162426_000000692032_00255_14337_6418.N1	26-NOV-2004 16:24:26	Tw_i_and_stray	69.000	30	46Eps Ori	1.6940	30000.	138	14337	No
336	GOM_NL__2PRFIN20041126_162718_000000712032_00255_14337_6419.N1	26-NOV-2004 16:27:18	Bright	71.000	27	24Gam Ori	1.6360	26000.	142	14337	No
337	GOM_NL__2PRFIN20041126_162953_000000392032_00255_14337_6420.N1	26-NOV-2004 16:29:53	Bright	38.500	105	6Bet Ari	2.6450	8900.0	77	14337	No

338	GOM_NL__2PRFIN20041126_163335_000000382032_00255_14337_6421.N1	26-NOV-2004 16:33:35	Bright	37.500	173	4Bet Tri	3.0040	8900.0	75	14337	No
339	GOM_NL__2PRFIN20041126_163514_000000402032_00255_14337_6422.N1	26-NOV-2004 16:35:14	Bright	39.500	79	26Bet Per	2.3100	13100.	79	14337	No
340	GOM_NL__2PRFIN20041126_163736_000000382032_00255_14337_6423.N1	26-NOV-2004 16:37:36	Bright	38.000	175	39Del Per	3.0100	19400.	76	14337	No
341	GOM_NL__2PRFIN20041126_164034_000000402032_00255_14337_6424.N1	26-NOV-2004 16:40:34	Bright	40.000	68	18Alp Cas	2.2250	4500.0	80	14337	No
342	GOM_NL__2PRFIN20041126_164149_000000402032_00255_14337_6425.N1	26-NOV-2004 16:41:49	Bright	39.500	74	11Bet Cas	2.2680	6600.0	79	14337	No
343	GOM_NL__2PRFIN20041126_164846_000000402032_00255_14337_6426.N1	26-NOV-2004 16:48:46	Bright	39.500	49	1Alp UMi	1.9900	6300.0	79	14337	No
344	GOM_NL__2PRFIN20041126_165322_000000432032_00255_14337_6427.N1	26-NOV-2004 16:53:22	Bright	42.500	60	7Bet UMi	2.0810	3950.0	85	14337	No
345	GOM_NL__2PRFIN20041126_165545_000000462032_00255_14337_6428.N1	26-NOV-2004 16:55:45	Bright	46.000	36	50Alp UMa	1.8000	6300.0	92	14337	No
346	GOM_NL__2PRFIN20041126_165722_000000462032_00255_14337_6429.N1	26-NOV-2004 16:57:22	Bright	46.000	82	48Bet UMa	2.3650	10600.	92	14337	No
347	GOM_NL__2PRFIN20041126_165904_000000372032_00255_14337_6430.N1	26-NOV-2004 16:59:04	Bright	37.000	55	79Zet UMa	2.0600	10200.	74	14337	No
348	GOM_NL__2PRFIN20041126_170040_000000392032_00255_14337_6431.N1	26-NOV-2004 17:00:40	Bright	39.000	39	85Eta UMa	1.8540	24000.	78	14337	No
349	GOM_NL__2PRFIN20041126_170329_000000522032_00255_14337_6432.N1	26-NOV-2004 17:03:29	Bright	52.000	180	27Gam Boo	3.0400	8000.0	104	14337	No
350	GOM_NL__2PRFIN20041126_170628_000000382032_00255_14337_6433.N1	26-NOV-2004 17:06:28	Bright	37.500	83		2.3780	11000.	75	14337	No
351	GOM_NL__2PRFIN20041126_170859_000000362032_00255_14337_6434.N1	26-NOV-2004 17:08:59	Bright	36.000	3	16Alp Boo	-0.050000	4250.0	72	14337	No
352	GOM_NL__2PRFIN20041126_171311_000000542032_00255_14337_6435.N1	26-NOV-2004 17:13:11	Bright	53.500	62	94Bet Leo	2.1360	9700.0	107	14337	No
353	GOM_NL__2PRFIN20041126_171607_000001522032_00255_14337_6436.N1	26-NOV-2004 17:16:07	Twilight	151.50	51	41Gam1Leo	2.0100	4500.0	303	14337	No
354	GOM_NL__2PRFIN20041126_172112_000000442032_00255_14337_6437.N1	26-NOV-2004 17:21:12	Twilight	43.500	163	7Del Crv	2.9450	11000.	87	14337	No
355	GOM_NL__2PRFIN20041126_172252_000000472032_00255_14337_6438.N1	26-NOV-2004 17:22:52	Twilight	46.500	106	9Bet Crv	2.6480	5600.0	93	14337	No
356	GOM_NL__2PRFIN20041126_172455_000002552032_00255_14337_6439.N1	26-NOV-2004 17:24:55	Dark	255.00	22	32Alp Leo	1.3600	15200.	510	14337	No
357	GOM_NL__2PRFIN20041126_173103_000000402032_00255_14337_6440.N1	26-NOV-2004 17:31:03	Dark	39.500	10	Bet Cen	0.61000	28000.	79	14337	No
358	GOM_NL__2PRFIN20041126_173245_000000502032_00256_14338_6407.N1	26-NOV-2004 17:32:45	Dark	49.500	12	Alp1Cru	0.77500	30000.	99	14338	No
359	GOM_NL__2PRFIN20041126_173519_000000412032_00256_14338_6408.N1	26-NOV-2004 17:35:19	Dark	41.000	124	The Car	2.7640	30000.	82	14338	No
360	GOM_NL__2PRFIN20041126_173659_000000402032_00256_14338_6409.N1	26-NOV-2004 17:36:59	Dark	39.500	159	Ups Car	2.9200	7200.0	79	14338	No
361	GOM_NL__2PRFIN20041126_173951_000000452032_00256_14338_6410.N1	26-NOV-2004 17:39:51	Dark	45.000	41	Eps Car	1.8600	4100.0	90	14338	No
362	GOM_NL__2PRFIN20041126_174134_000000532032_00256_14338_6411.N1	26-NOV-2004 17:41:34	Dark	53.000	34	Gam2Vel	1.7930	23000.	106	14338	No
363	GOM_NL__2PRFIN20041126_174309_000000572032_00256_14338_6412.N1	26-NOV-2004 17:43:09	Dark	57.000	70	Zet Pup	2.2460	39000.	114	14338	No
364	GOM_NL__2PRFIN20041126_174517_000000592032_00256_14338_6413.N1	26-NOV-2004 17:45:17	Dark	59.000	2	Alp Car	-0.73600	7000.0	118	14338	No
365	GOM_NL__2PRFIN20041126_174649_000000662032_00256_14338_6414.N1	26-NOV-2004 17:46:49	Dark	65.500	117	Pi Pup	2.7060	3800.0	131	14338	No
366	GOM_NL__2PRFIN20041126_175045_000000742032_00256_14338_6415.N1	26-NOV-2004 17:50:45	Dark	73.500	23	21Eps CMa	1.5020	26000.	147	14338	No
367	GOM_NL__2PRFIN20041126_175259_000000802032_00256_14338_6416.N1	26-NOV-2004 17:52:59	Straylight	80.000	179	24Omi2CMa	3.0320	24000.	160	14338	No
368	GOM_NL__2PRFIN20041126_175745_000001122032_00256_14338_6417.N1	26-NOV-2004 17:57:45	Straylight	112.00	1	9Alp CMa	-1.4400	11000.	224	14338	No
369	GOM_NL__2PRFIN20041126_180138_000000612032_00256_14338_6418.N1	26-NOV-2004 18:01:38	Straylight	61.000	7	19Bet Ori	0.10000	14000.	122	14338	No
370	GOM_NL__2PRFIN20041126_180501_000000732032_00256_14338_6419.N1	26-NOV-2004 18:05:01	Twilight	72.500	30	46Eps Ori	1.6940	30000.	145	14338	No
371	GOM_NL__2PRFIN20041126_180753_000000672032_00256_14338_6420.N1	26-NOV-2004 18:07:53	Bright	66.500	27	24Gam Ori	1.6360	26000.	133	14338	No
372	GOM_NL__2PRFIN20041126_181029_000000402032_00256_14338_6421.N1	26-NOV-2004 18:10:29	Bright	39.500	105	6Bet Ari	2.6450	8900.0	79	14338	No
373	GOM_NL__2PRFIN20041126_181409_000000402032_00256_14338_6422.N1	26-NOV-2004 18:14:09	Bright	39.500	173	4Bet Tri	3.0040	8900.0	79	14338	No
374	GOM_NL__2PRFIN20041126_181550_000000392032_00256_14338_6423.N1	26-NOV-2004 18:15:50	Bright	38.500	79	26Bet Per	2.3100	13100.	77	14338	No
375	GOM_NL__2PRFIN20041126_181812_000000392032_00256_14338_6424.N1	26-NOV-2004 18:18:12	Bright	38.500	175	39Del Per	3.0100	19400.	77	14338	No
376	GOM_NL__2PRFIN20041126_182111_000000392032_00256_14338_6425.N1	26-NOV-2004 18:21:11	Bright	38.500	68	18Alp Cas	2.2250	4500.0	77	14338	No
377	GOM_NL__2PRFIN20041126_182226_000000372032_00256_14338_6426.N1	26-NOV-2004 18:22:26	Bright	36.500	74	11Bet Cas	2.2680	6600.0	73	14338	No
378	GOM_NL__2PRFIN20041126_182922_000000402032_00256_14338_6427.N1	26-NOV-2004 18:29:22	Bright	39.500	49	1Alp UMi	1.9900	6300.0	79	14338	No
379	GOM_NL__2PRFIN20041126_183358_000000412032_00256_14338_6428.N1	26-NOV-2004 18:33:58	Bright	40.500	60	7Bet UMi	2.0810	3950.0	81	14338	No
380	GOM_NL__2PRFIN20041126_183621_000000452032_00256_14338_6429.N1	26-NOV-2004 18:36:21	Bright	44.500	36	50Alp UMa	1.8000	6300.0	89	14338	No
381	GOM_NL__2PRFIN20041126_183758_000000462032_00256_14338_6430.N1	26-NOV-2004 18:37:58	Bright	46.000	82	48Bet UMa	2.3650	10600.	92	14338	No
382	GOM_NL__2PRFIN20041126_183941_000000392032_00256_14338_6431.N1	26-NOV-2004 18:39:41	Bright	39.000	55	79Zet UMa	2.0600	10200.	78	14338	No
383	GOM_NL__2PRFIN20041126_184117_000000392032_00256_14338_6432.N1	26-NOV-2004 18:41:17	Bright	39.000	39	85Eta UMa	1.8540	24000.	78	14338	No
384	GOM_NL__2PRFIN20041126_184405_000000382032_00256_14338_6433.N1	26-NOV-2004 18:44:05	Bright	37.500	180	27Gam Boo	3.0400	8000.0	75	14338	No
385	GOM_NL__2PRFIN20041126_184704_000000362032_00256_14338_6434.N1	26-NOV-2004 18:47:04	Bright	36.000	83		2.3780	11000.	72	14338	No
386	GOM_NL__2PRFIN20041126_184934_000000372032_00256_14338_6435.N1	26-NOV-2004 18:49:34	Bright	36.500	3	16Alp Boo	-0.050000	4250.0	73	14338	No
387	GOM_NL__2PRFIN20041126_185347_000000562032_00256_14338_6436.N1	26-NOV-2004 18:53:47	Bright	56.000	62	94Bet Leo	2.1360	9700.0	112	14338	No
388	GOM_NL__2PRFIN20041126_185645_000001592032_00256_14338_6437.N1	26-NOV-2004 18:56:45	Twilight	158.50	51	41Gam1Leo	2.0100	4500.0	317	14338	No
389	GOM_NL__2PRFIN20041126_190149_000000452032_00256_14338_6438.N1	26-NOV-2004 19:01:49	Twilight	44.500	163	7Del Crv	2.9450	11000.	89	14338	No
390	GOM_NL__2PRFIN20041126_190329_000000482032_00256_14338_6439.N1	26-NOV-2004 19:03:29	Twilight	48.000	106	9Bet Crv	2.6480	5600.0	96	14338	No
391	GOM_NL__2PRFIN20041126_190538_000002552032_00256_14338_6440.N1	26-NOV-2004 19:05:38	Dark	255.00	22	32Alp Leo	1.3600	15200.	510	14338	No
392	GOM_NL__2PRFIN20041126_191138_000000502032_00256_14338_6441.N1	26-NOV-2004 19:11:38	Dark	49.500	10	Bet Cen	0.61000	28000.	99	14338	No
393	GOM_NL__2PRFIN20041126_191322_000000422032_00257_14339_6407.N1	26-NOV-2004 19:13:22	Dark	42.000	12	Alp1Cru	0.77500	30000.	84	14339	No
394	GOM_NL__2PRFIN20041126_191554_000000422032_00257_14339_6408.N1	26-NOV-2004 19:15:54	Dark	42.000	124	The Car	2.7640	30000.	84	14339	No
395	GOM_NL__2PRFIN20041126_191736_000000402032_00257_14339_6409.N1	26-NOV-2004 19:17:36	Dark	39.500	159	Ups Car	2.9200	7200.0	79	14339	No
396	GOM_NL__2PRFIN20041126_192027_000000432032_00257_14339_6410.N1	26-NOV-2004 19:20:27	Dark	43.000	41	Eps Car	1.8600	4100.0	86	14339	No

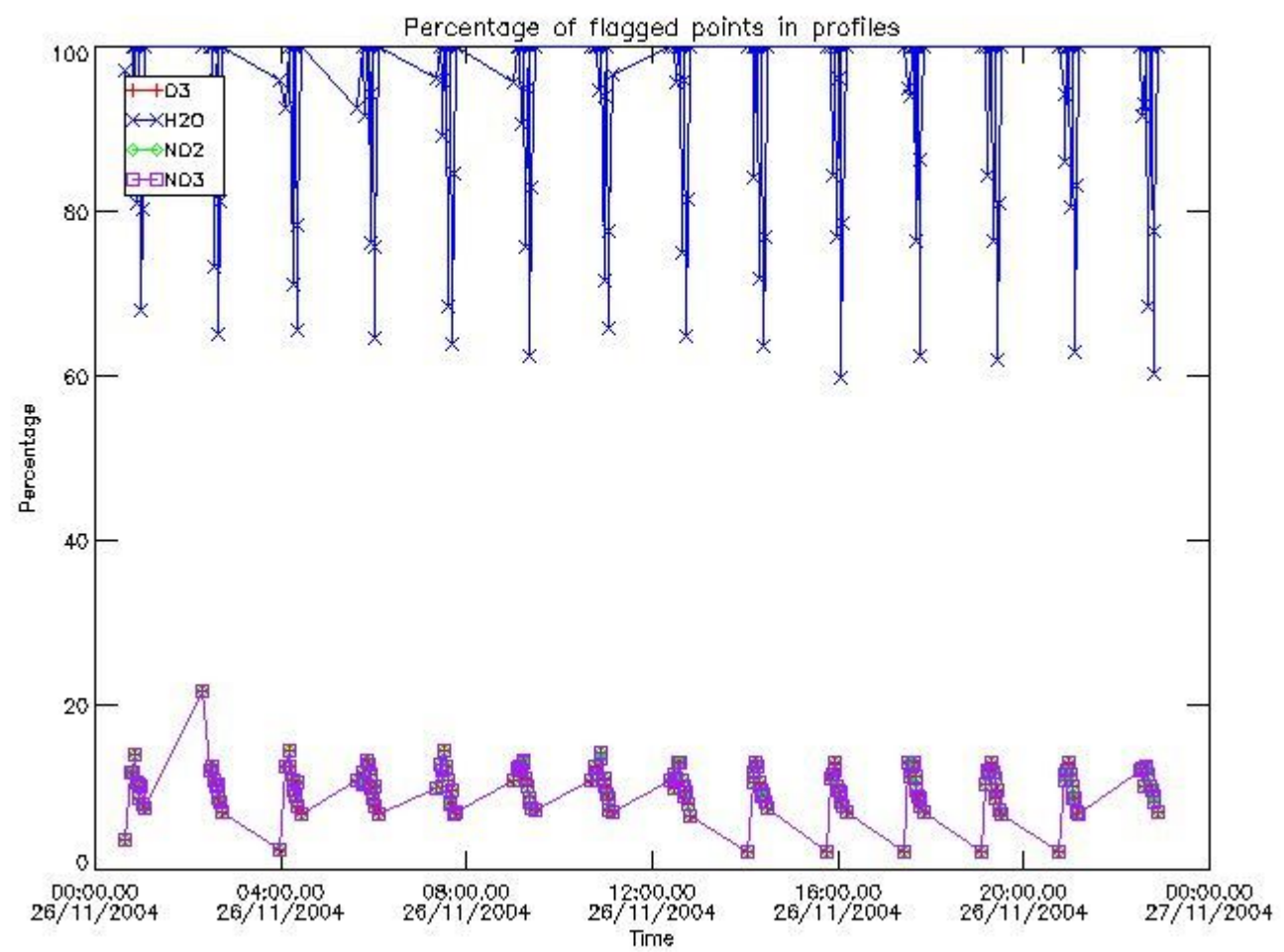
397	GOM_NL__2PRFIN20041126_192210_00000512032_00257_14339_6411.N1	26-NOV-2004 19:22:10	Dark	51.000	34	Gam2Vel	1.7930	23000.	102	14339	No
398	GOM_NL__2PRFIN20041126_192346_00000582032_00257_14339_6412.N1	26-NOV-2004 19:23:46	Dark	58.000	70	Zet Pup	2.2460	39000.	116	14339	No
399	GOM_NL__2PRFIN20041126_192553_00000532032_00257_14339_6413.N1	26-NOV-2004 19:25:53	Dark	53.000	2	Alp Car	-0.73600	7000.0	106	14339	No
400	GOM_NL__2PRFIN20041126_192726_00000722032_00257_14339_6414.N1	26-NOV-2004 19:27:26	Dark	71.500	117	Pi Pup	2.7060	3800.0	143	14339	No
401	GOM_NL__2PRFIN20041126_193122_00000762032_00257_14339_6415.N1	26-NOV-2004 19:31:22	Dark	75.500	23	21Eps CMa	1.5020	26000.	151	14339	No
402	GOM_NL__2PRFIN20041126_193336_00000802032_00257_14339_6416.N1	26-NOV-2004 19:33:36	Straylight	80.000	179	24Omi2CMa	3.0320	24000.	160	14339	No
403	GOM_NL__2PRFIN20041126_193821_000001122032_00257_14339_6417.N1	26-NOV-2004 19:38:21	Straylight	112.00	1	9Alp CMa	-1.4400	11000.	224	14339	No
404	GOM_NL__2PRFIN20041126_194215_00000632032_00257_14339_6418.N1	26-NOV-2004 19:42:15	Straylight	63.000	7	19Bet Ori	0.10000	14000.	126	14339	No
405	GOM_NL__2PRFIN20041126_194537_00000692032_00257_14339_6419.N1	26-NOV-2004 19:45:37	Twilight	69.000	30	46Eps Ori	1.6940	30000.	138	14339	No
406	GOM_NL__2PRFIN20041126_194829_00000742032_00257_14339_6420.N1	26-NOV-2004 19:48:29	Bright	73.500	27	24Gam Ori	1.6360	26000.	147	14339	No
407	GOM_NL__2PRFIN20041126_195105_00000382032_00257_14339_6421.N1	26-NOV-2004 19:51:05	Bright	38.000	105	6Bet Ari	2.6450	8900.0	76	14339	No
408	GOM_NL__2PRFIN20041126_195445_00000412032_00257_14339_6422.N1	26-NOV-2004 19:54:45	Bright	40.500	173	4Bet Tri	3.0040	8900.0	81	14339	No
409	GOM_NL__2PRFIN20041126_195626_00000392032_00257_14339_6423.N1	26-NOV-2004 19:56:26	Bright	38.500	79	26Bet Per	2.3100	13100.	77	14339	No
410	GOM_NL__2PRFIN20041126_195847_00000392032_00257_14339_6424.N1	26-NOV-2004 19:58:47	Bright	39.000	175	39Del Per	3.0100	19400.	78	14339	No
411	GOM_NL__2PRFIN20041126_200147_00000392032_00257_14339_6425.N1	26-NOV-2004 20:01:47	Bright	39.000	68	18Alp Cas	2.2250	4500.0	78	14339	No
412	GOM_NL__2PRFIN20041126_200301_00000402032_00257_14339_6426.N1	26-NOV-2004 20:03:01	Bright	40.000	74	11Bet Cas	2.2680	6600.0	80	14339	No
413	GOM_NL__2PRFIN20041126_200958_00000392032_00257_14339_6427.N1	26-NOV-2004 20:09:58	Bright	39.000	49	1Alp UMi	1.9900	6300.0	78	14339	No
414	GOM_NL__2PRFIN20041126_201435_00000402032_00257_14339_6428.N1	26-NOV-2004 20:14:35	Bright	39.500	60	7Bet UMi	2.0810	3950.0	79	14339	No
415	GOM_NL__2PRFIN20041126_201657_00000472032_00257_14339_6429.N1	26-NOV-2004 20:16:57	Bright	46.500	36	50Alp UMa	1.8000	6300.0	93	14339	No
416	GOM_NL__2PRFIN20041126_201834_00000472032_00257_14339_6430.N1	26-NOV-2004 20:18:34	Bright	46.500	82	48Bet UMa	2.3650	10600.	93	14339	No
417	GOM_NL__2PRFIN20041126_202017_00000512032_00257_14339_6431.N1	26-NOV-2004 20:20:17	Bright	50.500	55	79Zet UMa	2.0600	10200.	101	14339	No
418	GOM_NL__2PRFIN20041126_202153_00000372032_00257_14339_6432.N1	26-NOV-2004 20:21:53	Bright	36.500	39	85Eta UMa	1.8540	24000.	73	14339	No
419	GOM_NL__2PRFIN20041126_202441_00000362032_00257_14339_6433.N1	26-NOV-2004 20:24:41	Bright	36.000	180	27Gam Boo	3.0400	8000.0	72	14339	No
420	GOM_NL__2PRFIN20041126_202741_00000362032_00257_14339_6434.N1	26-NOV-2004 20:27:41	Bright	35.500	83		2.3780	11000.	71	14339	No
421	GOM_NL__2PRFIN20041126_203011_00000362032_00257_14339_6435.N1	26-NOV-2004 20:30:11	Bright	36.000	3	16Alp Boo	-0.050000	4250.0	72	14339	No
422	GOM_NL__2PRFIN20041126_203424_00000542032_00257_14339_6436.N1	26-NOV-2004 20:34:24	Bright	53.500	62	94Bet Leo	2.1360	9700.0	107	14339	No
423	GOM_NL__2PRFIN20041126_203723_000001592032_00257_14339_6437.N1	26-NOV-2004 20:37:23	Twilight	158.50	51	41Gam1Leo	2.0100	4500.0	317	14339	No
424	GOM_NL__2PRFIN20041126_204224_00000452032_00257_14339_6438.N1	26-NOV-2004 20:42:24	Twilight	44.500	163	7Del Crv	2.9450	11000.	89	14339	No
425	GOM_NL__2PRFIN20041126_204404_00000522032_00257_14339_6439.N1	26-NOV-2004 20:44:04	Twilight	51.500	106	9Bet Crv	2.6480	5600.0	103	14339	No
426	GOM_NL__2PRFIN20041126_204621_000002552032_00257_14339_6440.N1	26-NOV-2004 20:46:21	Dark	255.00	22	32Alp Leo	1.3600	15200.	510	14339	No
427	GOM_NL__2PRFIN20041126_205214_00000442032_00257_14339_6441.N1	26-NOV-2004 20:52:14	Dark	44.000	10	Bet Cen	0.61000	28000.	88	14339	No
428	GOM_NL__2PRFIN20041126_205356_00000472032_00258_14340_6407.N1	26-NOV-2004 20:53:56	Dark	47.000	12	Alp1Cru	0.77500	30000.	94	14340	No
429	GOM_NL__2PRFIN20041126_205630_00000432032_00258_14340_6408.N1	26-NOV-2004 20:56:30	Dark	42.500	124	The Car	2.7640	30000.	85	14340	No
430	GOM_NL__2PRFIN20041126_205812_00000402032_00258_14340_6409.N1	26-NOV-2004 20:58:12	Dark	39.500	159	Ups Car	2.9200	7200.0	79	14340	No
431	GOM_NL__2PRFIN20041126_210103_00000442032_00258_14340_6410.N1	26-NOV-2004 21:01:03	Dark	44.000	41	Eps Car	1.8600	4100.0	88	14340	No
432	GOM_NL__2PRFIN20041126_210248_00000562032_00258_14340_6411.N1	26-NOV-2004 21:02:48	Dark	55.500	34	Gam2Vel	1.7930	23000.	111	14340	No
433	GOM_NL__2PRFIN20041126_210423_00000602032_00258_14340_6412.N1	26-NOV-2004 21:04:23	Dark	59.500	70	Zet Pup	2.2460	39000.	119	14340	No
434	GOM_NL__2PRFIN20041126_210630_00000592032_00258_14340_6413.N1	26-NOV-2004 21:06:30	Dark	58.500	2	Alp Car	-0.73600	7000.0	117	14340	No
435	GOM_NL__2PRFIN20041126_210803_00000722032_00258_14340_6414.N1	26-NOV-2004 21:08:03	Dark	72.000	117	Pi Pup	2.7060	3800.0	144	14340	No
436	GOM_NL__2PRFIN20041126_211159_00000752032_00258_14340_6415.N1	26-NOV-2004 21:11:59	Dark	75.000	23	21Eps CMa	1.5020	26000.	150	14340	No
437	GOM_NL__2PRFIN20041126_211413_00000752032_00258_14340_6416.N1	26-NOV-2004 21:14:13	Straylight	75.000	179	24Omi2CMa	3.0320	24000.	150	14340	No
438	GOM_NL__2PRFIN20041126_211857_000001102032_00258_14340_6417.N1	26-NOV-2004 21:18:57	Straylight	109.50	1	9Alp CMa	-1.4400	11000.	219	14340	No
439	GOM_NL__2PRFIN20041126_212250_00000712032_00258_14340_6418.N1	26-NOV-2004 21:22:50	Straylight	71.000	7	19Bet Ori	0.10000	14000.	142	14340	No
440	GOM_NL__2PRFIN20041126_212612_00000742032_00258_14340_6419.N1	26-NOV-2004 21:26:12	Twilight	74.000	30	46Eps Ori	1.6940	30000.	148	14340	No
441	GOM_NL__2PRFIN20041126_212903_00000652032_00258_14340_6420.N1	26-NOV-2004 21:29:03	Bright	64.500	27	24Gam Ori	1.6360	26000.	129	14340	No
442	GOM_NL__2PRFIN20041126_213140_00000402032_00258_14340_6421.N1	26-NOV-2004 21:31:40	Bright	40.000	105	6Bet Ari	2.6450	8900.0	80	14340	No
443	GOM_NL__2PRFIN20041126_213458_00000412032_00258_14340_6422.N1	26-NOV-2004 21:34:58	Bright	41.000	150	44Zet Per	2.8900	28000.	82	14340	No
444	GOM_NL__2PRFIN20041126_213702_00000402032_00258_14340_6423.N1	26-NOV-2004 21:37:02	Bright	39.500	79	26Bet Per	2.3100	13100.	79	14340	No
445	GOM_NL__2PRFIN20041126_213923_00000382032_00258_14340_6424.N1	26-NOV-2004 21:39:23	Bright	38.000	175	39Del Per	3.0100	19400.	76	14340	No
446	GOM_NL__2PRFIN20041126_214223_00000392032_00258_14340_6425.N1	26-NOV-2004 21:42:23	Bright	39.000	68	18Alp Cas	2.2250	4500.0	78	14340	No
447	GOM_NL__2PRFIN20041126_214338_00000382032_00258_14340_6426.N1	26-NOV-2004 21:43:38	Bright	38.000	74	11Bet Cas	2.2680	6600.0	76	14340	No
448	GOM_NL__2PRFIN20041126_215034_00000392032_00258_14340_6427.N1	26-NOV-2004 21:50:34	Bright	38.500	49	1Alp UMi	1.9900	6300.0	77	14340	No
449	GOM_NL__2PRFIN20041126_215510_00000372032_00258_14340_6428.N1	26-NOV-2004 21:55:10	Bright	36.500	60	7Bet UMi	2.0810	3950.0	73	14340	No
450	GOM_NL__2PRFIN20041126_215732_00000482032_00258_14340_6429.N1	26-NOV-2004 21:57:32	Bright	48.000	36	50Alp UMa	1.8000	6300.0	96	14340	No
451	GOM_NL__2PRFIN20041126_215909_00000482032_00258_14340_6430.N1	26-NOV-2004 21:59:09	Bright	47.500	82	48Bet UMa	2.3650	10600.	95	14340	No
452	GOM_NL__2PRFIN20041126_220053_00000392032_00258_14340_6431.N1	26-NOV-2004 22:00:53	Bright	39.000	55	79Zet UMa	2.0600	10200.	78	14340	No
453	GOM_NL__2PRFIN20041126_220228_00000532032_00258_14340_6432.N1	26-NOV-2004 22:02:28	Bright	53.000	39	85Eta UMa	1.8540	24000.	106	14340	No
454	GOM_NL__2PRFIN20041126_220517_00000522032_00258_14340_6433.N1	26-NOV-2004 22:05:17	Bright	52.000	180	27Gam Boo	3.0400	8000.0	104	14340	No
455	GOM_NL__2PRFIN20041126_220814_00000382032_00258_14340_6434.N1	26-NOV-2004 22:08:14	Bright	38.000	83		2.3780	11000.	76	14340	No

456	GOM_NL__2PRFIN20041126_221047_000000362032_00258_14340_6435.N1	26-NOV-2004 22:10:47	Bright	35.500	3	16Alp Boo	-0.050000	4250.0	71	14340	No
457	GOM_NL__2PRFIN20041126_221356_000000642032_00258_14340_6436.N1	26-NOV-2004 22:13:56	Bright	63.500	96	68Del Leo	2.5600	9300.0	127	14340	No
458	GOM_NL__2PRFIN20041126_221801_000001772032_00258_14340_6437.N1	26-NOV-2004 22:18:01	Twilight	177.00	51	41Gam1Leo	2.0100	4500.0	354	14340	No
459	GOM_NL__2PRFIN20041126_222301_000000462032_00258_14340_6438.N1	26-NOV-2004 22:23:01	Twilight	45.500	163	7Del Crv	2.9450	11000.	91	14340	No
460	GOM_NL__2PRFIN20041126_222442_000000452032_00258_14340_6439.N1	26-NOV-2004 22:24:42	Twilight	45.000	106	9Bet Crv	2.6480	5600.0	90	14340	No
461	GOM_NL__2PRFIN20041126_222656_000000392032_00258_14340_6440.N1	26-NOV-2004 22:26:56	Twilight	38.500	123	1ot Cen	2.7500	10200.	77	14340	No
462	GOM_NL__2PRFIN20041126_223053_000000422032_00258_14340_6441.N1	26-NOV-2004 22:30:53	Dark	42.000	64	Gam Cen	2.2000	10600.	84	14340	No
463	GOM_NL__2PRFIN20041126_223250_000000422032_00258_14340_6442.N1	26-NOV-2004 22:32:50	Dark	41.500	10	Bet Cen	0.61000	28000.	83	14340	No
464	GOM_NL__2PRFIN20041126_223432_000000502032_00259_14341_6519.N1	26-NOV-2004 22:34:32	Dark	50.000	12	Alp1Cru	0.77500	30000.	100	14341	No
465	GOM_NL__2PRFIN20041126_223706_000000412032_00259_14341_6520.N1	26-NOV-2004 22:37:06	Dark	41.000	124	The Car	2.7640	30000.	82	14341	No
466	GOM_NL__2PRFIN20041126_223849_000000422032_00259_14341_6521.N1	26-NOV-2004 22:38:49	Dark	41.500	159	Ups Car	2.9200	7200.0	83	14341	No
467	GOM_NL__2PRFIN20041126_224140_000000482032_00259_14341_6522.N1	26-NOV-2004 22:41:40	Dark	48.000	41	Eps Car	1.8600	4100.0	96	14341	No
468	GOM_NL__2PRFIN20041126_224324_000000562032_00259_14341_6523.N1	26-NOV-2004 22:43:24	Dark	55.500	34	Gam2Vel	1.7930	23000.	111	14341	No
469	GOM_NL__2PRFIN20041126_224500_000000592032_00259_14341_6524.N1	26-NOV-2004 22:45:00	Dark	58.500	70	Zet Pup	2.2460	39000.	117	14341	No
470	GOM_NL__2PRFIN20041126_224704_000000572032_00259_14341_6525.N1	26-NOV-2004 22:47:04	Dark	57.000	2	Alp Car	-0.73600	7000.0	114	14341	No
471	GOM_NL__2PRFIN20041126_224839_000000632032_00259_14341_6526.N1	26-NOV-2004 22:48:39	Dark	63.000	117	Pi Pup	2.7060	3800.0	126	14341	No
472	GOM_NL__2PRFIN20041126_225235_000000742032_00259_14341_6527.N1	26-NOV-2004 22:52:35	Dark	74.000	23	21Eps CMa	1.5020	26000.	148	14341	No
473	GOM_NL__2PRFIN20041126_225449_000000802032_00259_14341_6528.N1	26-NOV-2004 22:54:49	Straylight	79.500	179	24Omi2CMa	3.0320	24000.	159	14341	No
474	GOM_NL__2PRFIN20041126_225933_000001092032_00259_14341_6529.N1	26-NOV-2004 22:59:33	Straylight	109.00	1	9Alp CMa	-1.4400	11000.	218	14341	No
475	GOM_NL__2PRFIN20041126_230327_000000732032_00259_14341_6530.N1	26-NOV-2004 23:03:27	Straylight	73.000	7	19Bet Ori	0.10000	14000.	146	14341	No
476	GOM_NL__2PRFIN20041126_230647_000000742032_00259_14341_6531.N1	26-NOV-2004 23:06:47	Twilight	73.500	30	46Eps Ori	1.6940	30000.	147	14341	No
477	GOM_NL__2PRFIN20041126_230938_000000662032_00259_14341_6532.N1	26-NOV-2004 23:09:38	Bright	65.500	27	24Gam Ori	1.6360	26000.	131	14341	No
478	GOM_NL__2PRFIN20041126_231216_000000392032_00259_14341_6533.N1	26-NOV-2004 23:12:16	Bright	38.500	105	6Bet Ari	2.6450	8900.0	77	14341	No
479	GOM_NL__2PRFIN20041126_231531_000000442032_00259_14341_6534.N1	26-NOV-2004 23:15:31	Bright	43.500	150	44Zet Per	2.8900	28000.	87	14341	No
480	GOM_NL__2PRFIN20041126_231738_000000392032_00259_14341_6535.N1	26-NOV-2004 23:17:38	Bright	39.000	79	26Bet Per	2.3100	13100.	78	14341	No
481	GOM_NL__2PRFIN20041126_231958_000000392032_00259_14341_6536.N1	26-NOV-2004 23:19:58	Bright	38.500	175	39Del Per	3.0100	19400.	77	14341	No
482	GOM_NL__2PRFIN20041126_232259_000000402032_00259_14341_6537.N1	26-NOV-2004 23:22:59	Bright	40.000	68	18Alp Cas	2.2250	4500.0	80	14341	No
483	GOM_NL__2PRFIN20041126_232414_000000402032_00259_14341_6538.N1	26-NOV-2004 23:24:14	Bright	40.000	74	11Bet Cas	2.2680	6600.0	80	14341	No
484	GOM_NL__2PRFIN20041126_233109_000000372032_00259_14341_6539.N1	26-NOV-2004 23:31:09	Bright	36.500	49	1Alp UMi	1.9900	6300.0	73	14341	No
485	GOM_NL__2PRFIN20041126_233546_000000402032_00259_14341_6540.N1	26-NOV-2004 23:35:46	Bright	39.500	60	7Bet UMi	2.0810	3950.0	79	14341	No
486	GOM_NL__2PRFIN20041126_233808_000000452032_00259_14341_6541.N1	26-NOV-2004 23:38:08	Bright	44.500	36	50Alp UMa	1.8000	6300.0	89	14341	No
487	GOM_NL__2PRFIN20041126_233945_000000472032_00259_14341_6542.N1	26-NOV-2004 23:39:45	Bright	46.500	82	48Bet UMa	2.3650	10600.	93	14341	No
488	GOM_NL__2PRFIN20041126_234128_000000392032_00259_14341_6543.N1	26-NOV-2004 23:41:28	Bright	39.000	55	79Zet UMa	2.0600	10200.	78	14341	No
489	GOM_NL__2PRFIN20041126_234304_000000382032_00259_14341_6544.N1	26-NOV-2004 23:43:04	Bright	37.500	39	85Eta UMa	1.8540	24000.	75	14341	No
490	GOM_NL__2PRFIN20041126_234551_000000402032_00259_14341_6545.N1	26-NOV-2004 23:45:51	Bright	40.000	180	27Gam Boo	3.0400	8000.0	80	14341	No
491	GOM_NL__2PRFIN20041126_234853_000000362032_00259_14341_6546.N1	26-NOV-2004 23:48:53	Bright	36.000	83		2.3780	11000.	72	14341	No
492	GOM_NL__2PRFIN20041126_235124_000000352032_00259_14341_6547.N1	26-NOV-2004 23:51:24	Bright	35.000	3	16Alp Boo	-0.050000	4250.0	70	14341	No
493	GOM_NL__2PRFIN20041126_235432_000000622032_00259_14341_6548.N1	26-NOV-2004 23:54:32	Bright	61.500	96	68Del Leo	2.5600	9300.0	123	14341	No
494	GOM_NL__2PRFIN20041126_235839_000001592032_00259_14341_6549.N1	26-NOV-2004 23:58:39	Twilight	159.00	51	41Gam1Leo	2.0100	4500.0	318	14341	No

3. Quality information per product

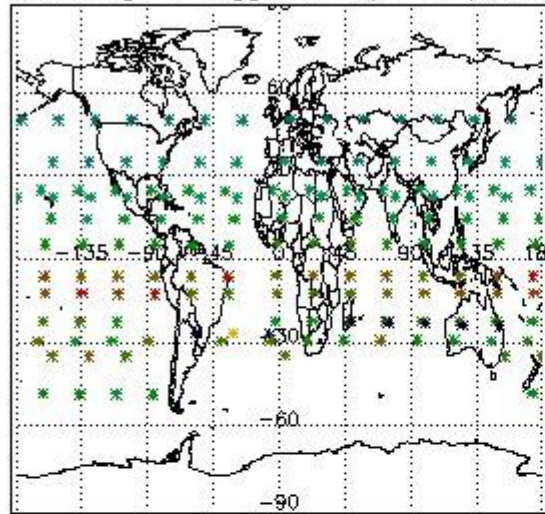
In this section it is plotted some information contained in the Quality Summary data set of the level 2 products. Only products in dark limb conditions and without errors (error flag in the MPH set to "0") are used.

3.1 Plot quality information per product (time dependant)

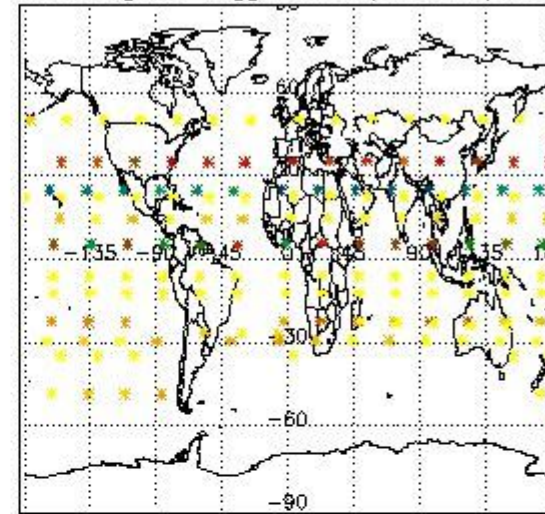


3.2 Plot quality information per product (world map)

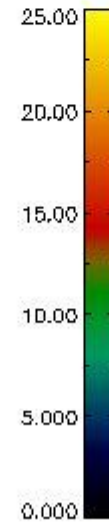
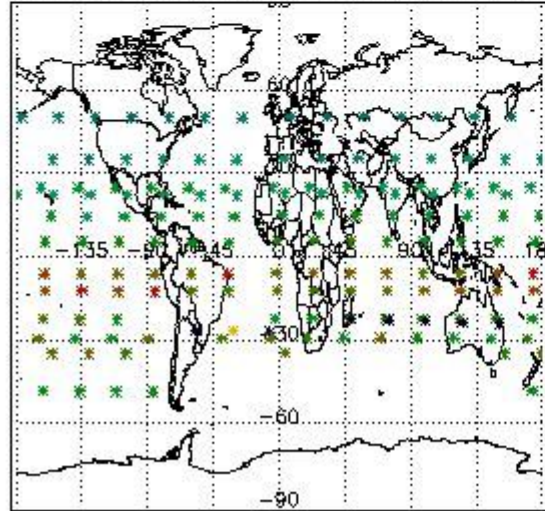
Percentage of flagged data per O3 profile



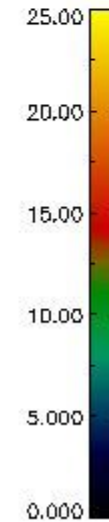
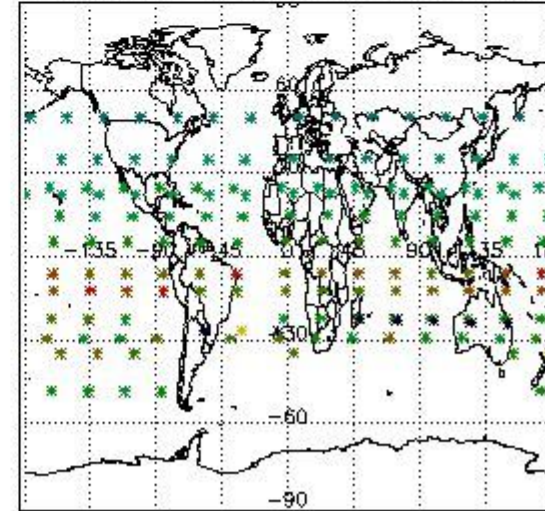
Percentage of flagged data per H2O profile



Percentage of flagged data per NO2 profile



Percentage of flagged data per NO3 profile

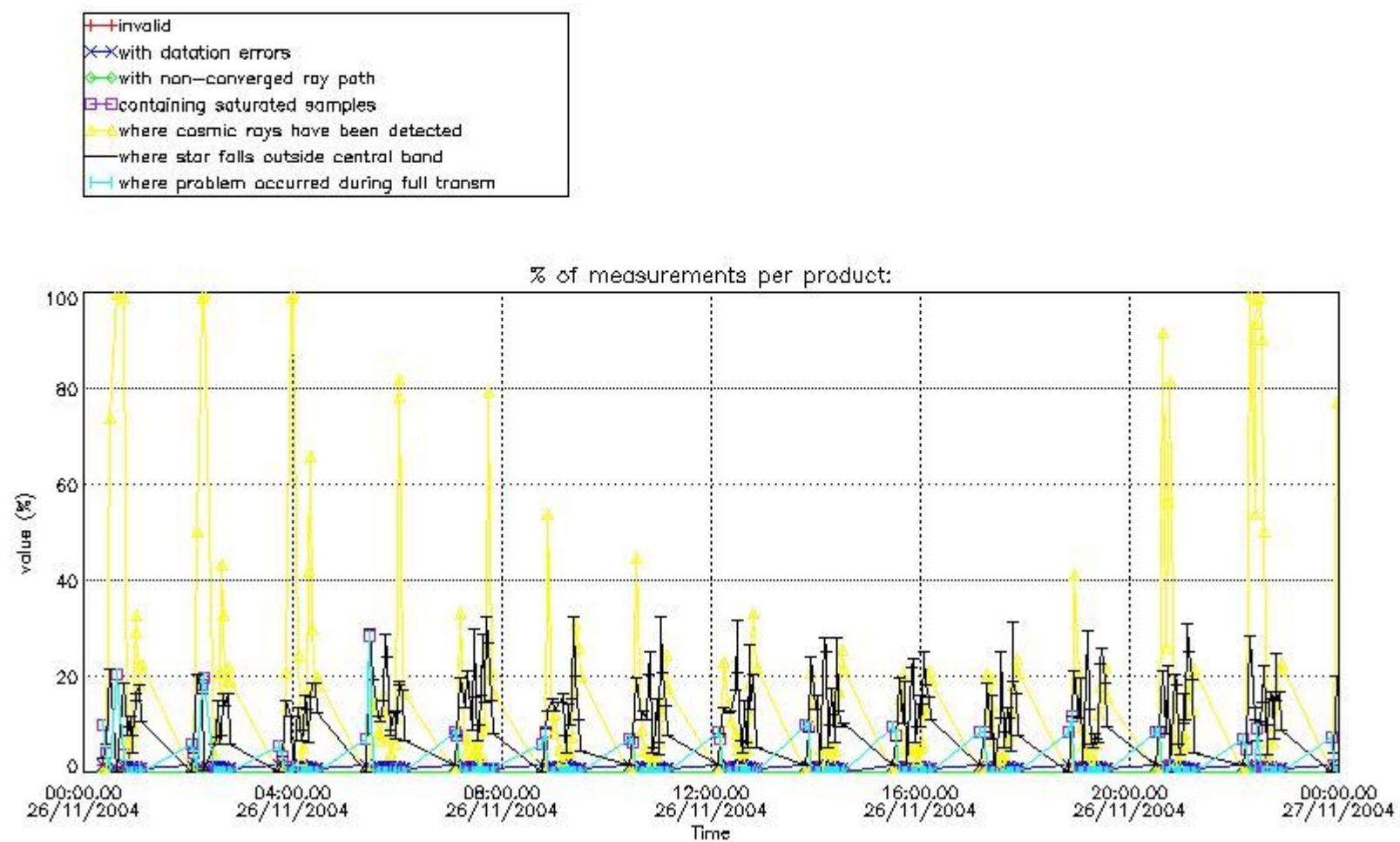


4. Level 1 quality information per product

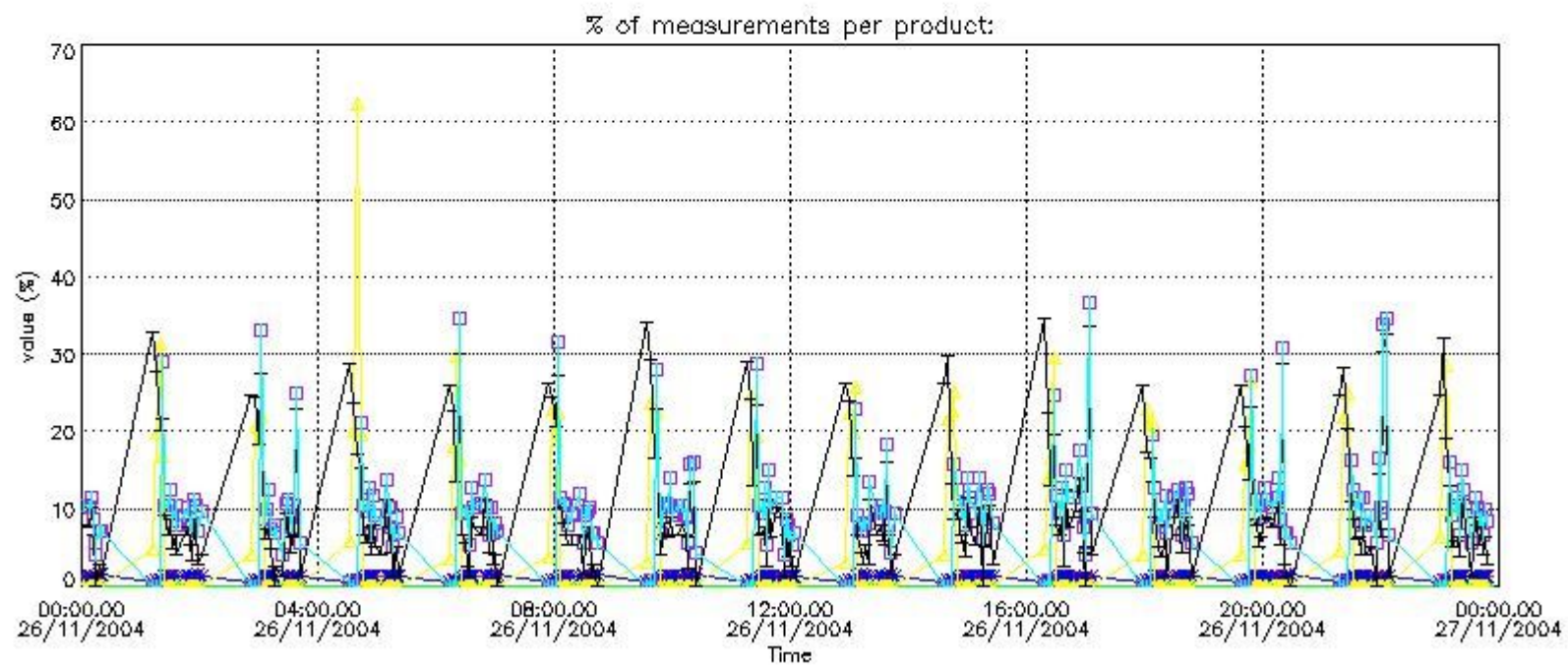
In this section it is plotted some information contained in the Quality Summary data set of the level 2 products that comes from the level 1b processing. Products without errors (error flag in the MPH set to "0") are used.

4.1 Plot quality information per product (time dependant) coming from level 1b processing

4.1.1 Plot level 1 quality information per product (time dependant): ENVISAT ASCENDING passes



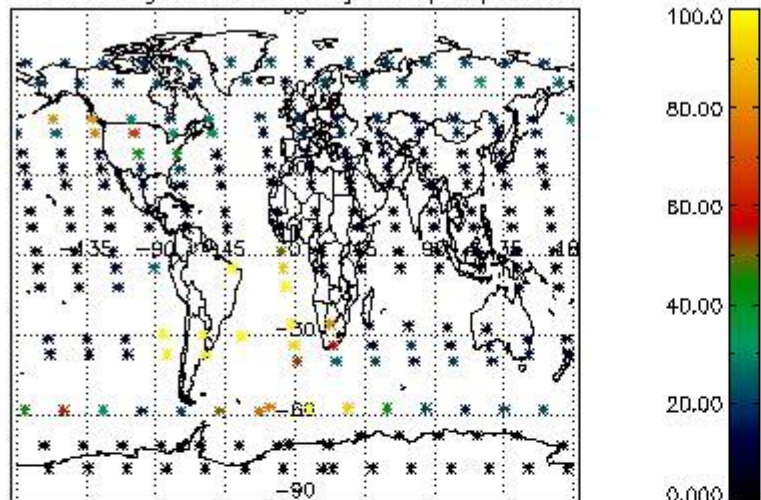
4.1.2 Plot level 1 quality information per product (time dependant): ENVISAT DESCENDING passes



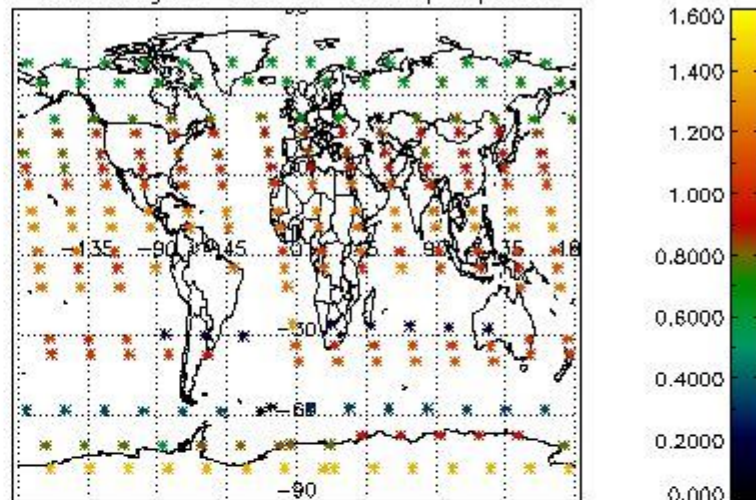
4.2 Plot quality information per product coming from level 1b processing (world map)

4.2.1 Plot level 1 quality information per product (world map): ENVISAT ASCENDING passes

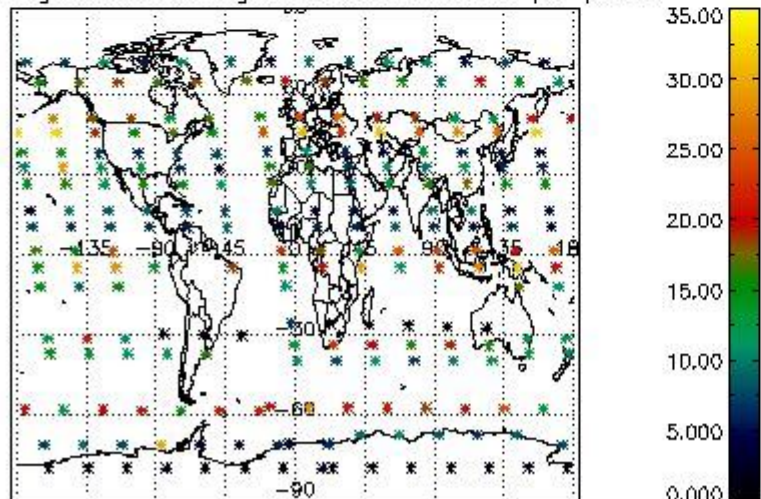
Percentage of cosmic ray hits per profile



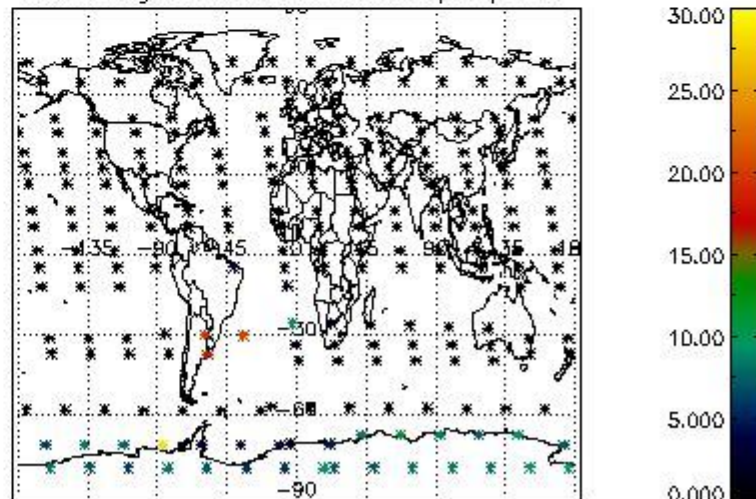
Percentage of datation errors per profile



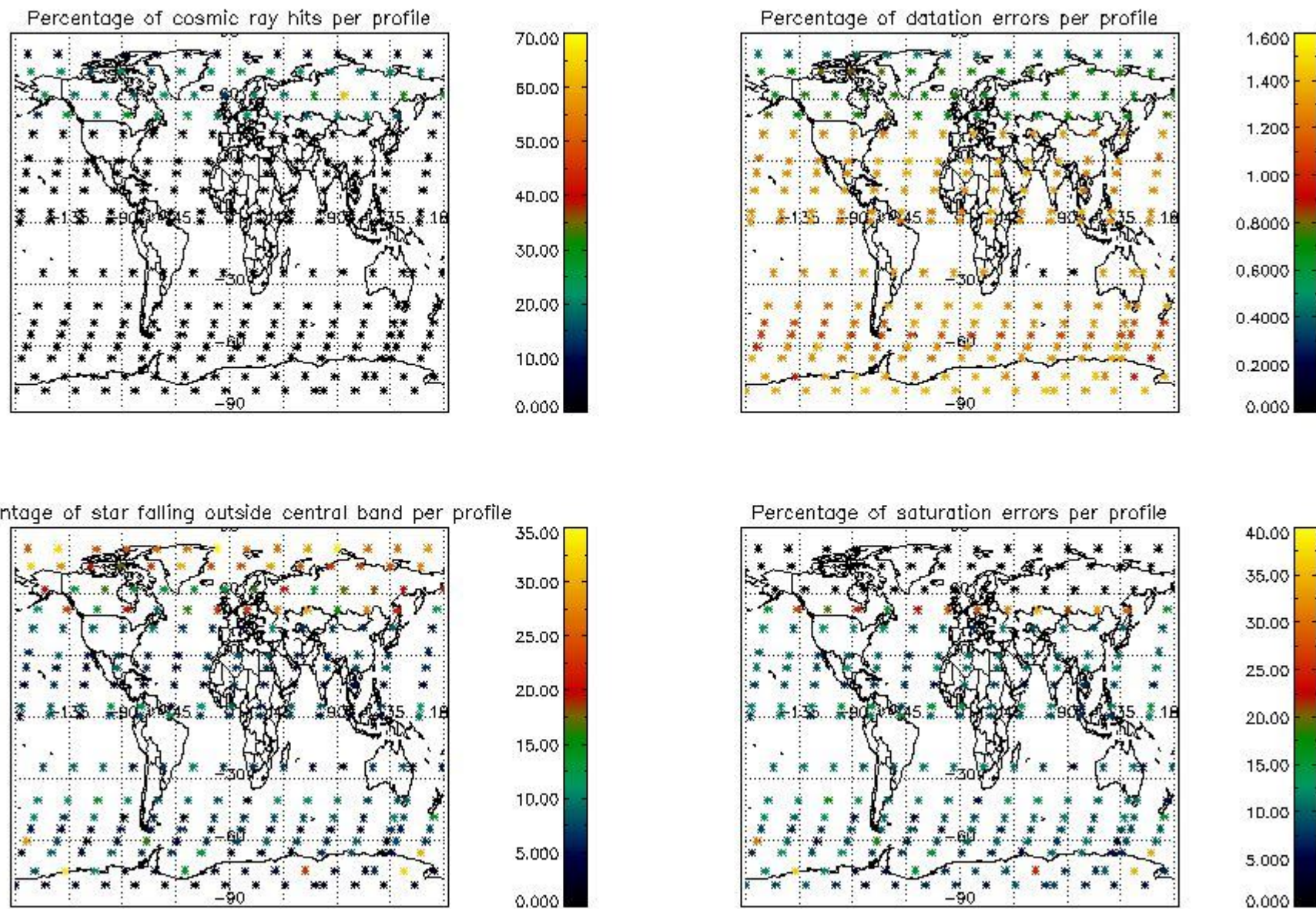
Percentage of star falling outside central band per profile



Percentage of saturation errors per profile



4.2.2 Plot level 1 quality information per product (world map): ENVISAT DESCENDING passes



5. Trace gas profiles

5.1 Ozone statistics based on quality of products

The final quality of the products can be "measured" using the STD (Standard Deviation) attached to every point profile. This information is written to the parameter GOM_NL__2P/NL_LOCAL_SPECIES_DENSITY/o3_std of the level 2 products. The table below shows the statistics for given STD ranges.

The statistics are given with respect to the overall valid production:

- Products without fatal errors: GOM_NL__2P/MPH/PRODUCT_ERR=0
- Valid point profile: GOM_NL__2P/NL_LOCAL_SPECIES_DENSITY/pcd(0)=0

The 'Criteria' is applied to valid points of dark limb products:

- Products in dark limb illumination condition: GOM_NL__2P/NL_SUMMARY_QUALITY/obs_ill_cond=0
- Products without fatal errors: GOM_NL__2P/MPH/PRODUCT_ERR=0
- Valid point profile: GOM_NL__2P/NL_LOCAL_SPECIES_DENSITY/pcd(0)=0

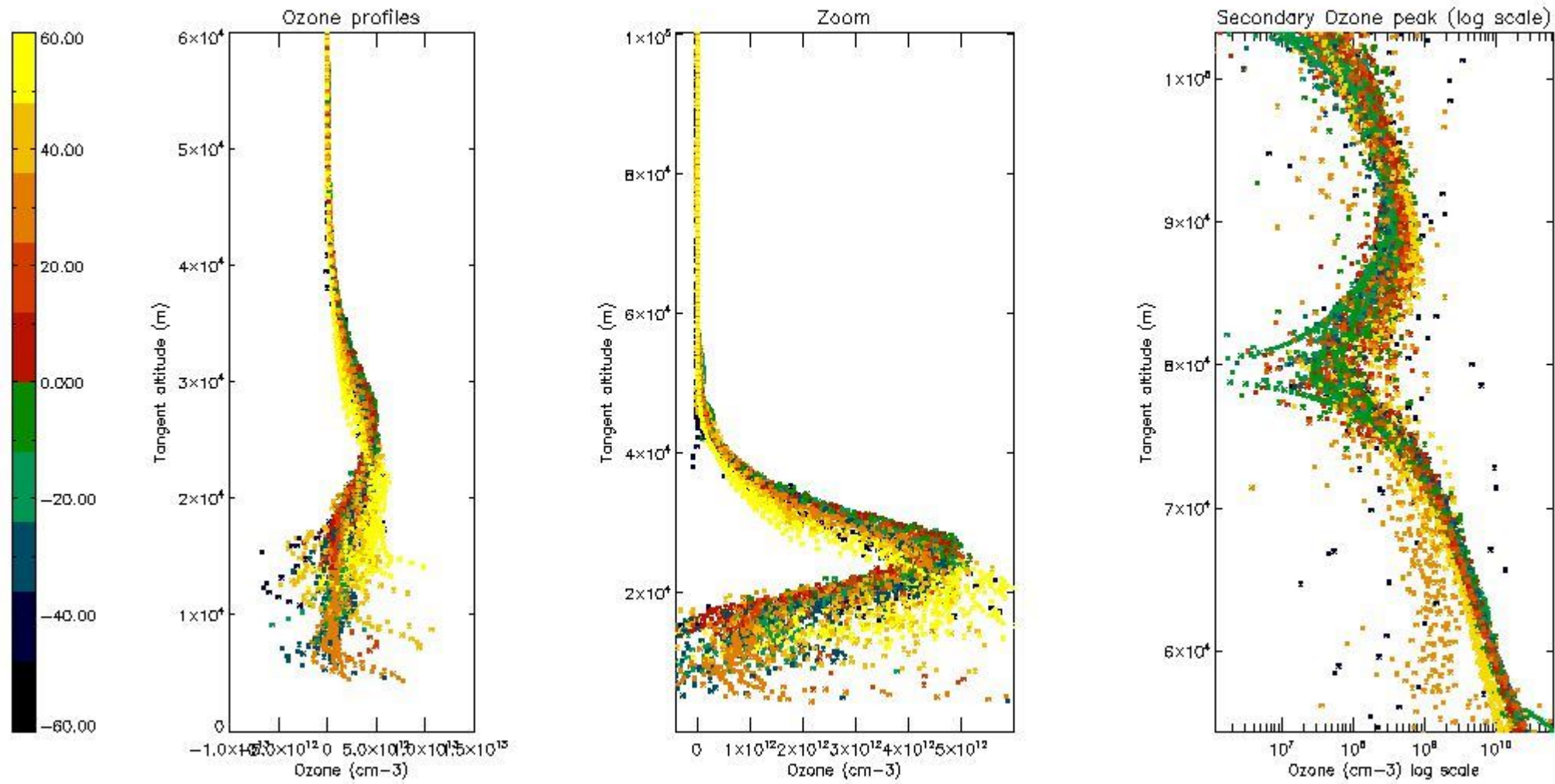
So, the table below shows the percentage of dark limb and valid observations for each criteria with respect to the overall valid daily observations.

Criteria	% of total production
All STD	35
STD < 20	22

STD < 10	19
STD < 5	15

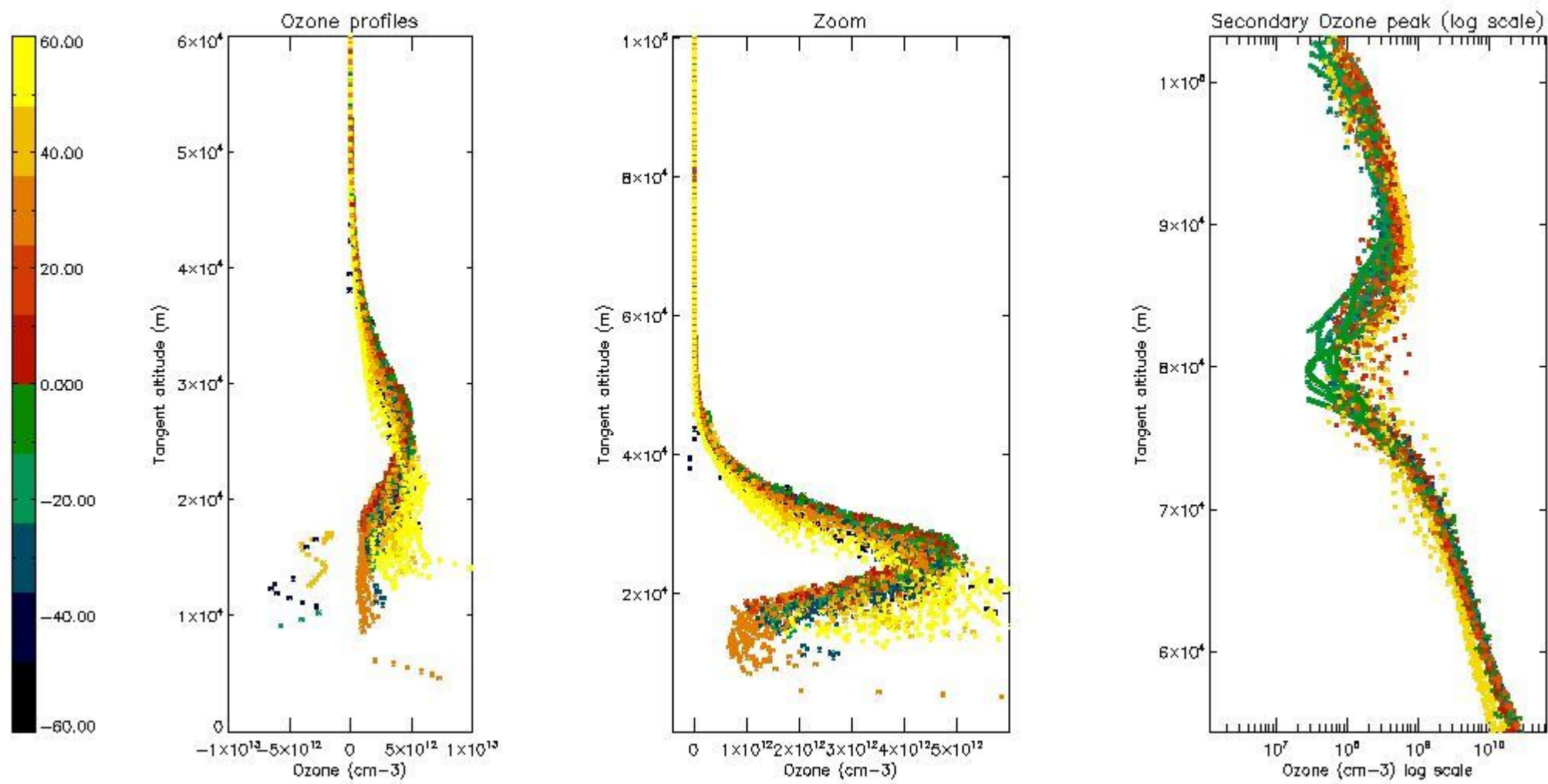
5.2 Plot ozone profiles for all STD (dark without errors)

The colorbar represents the latitude.



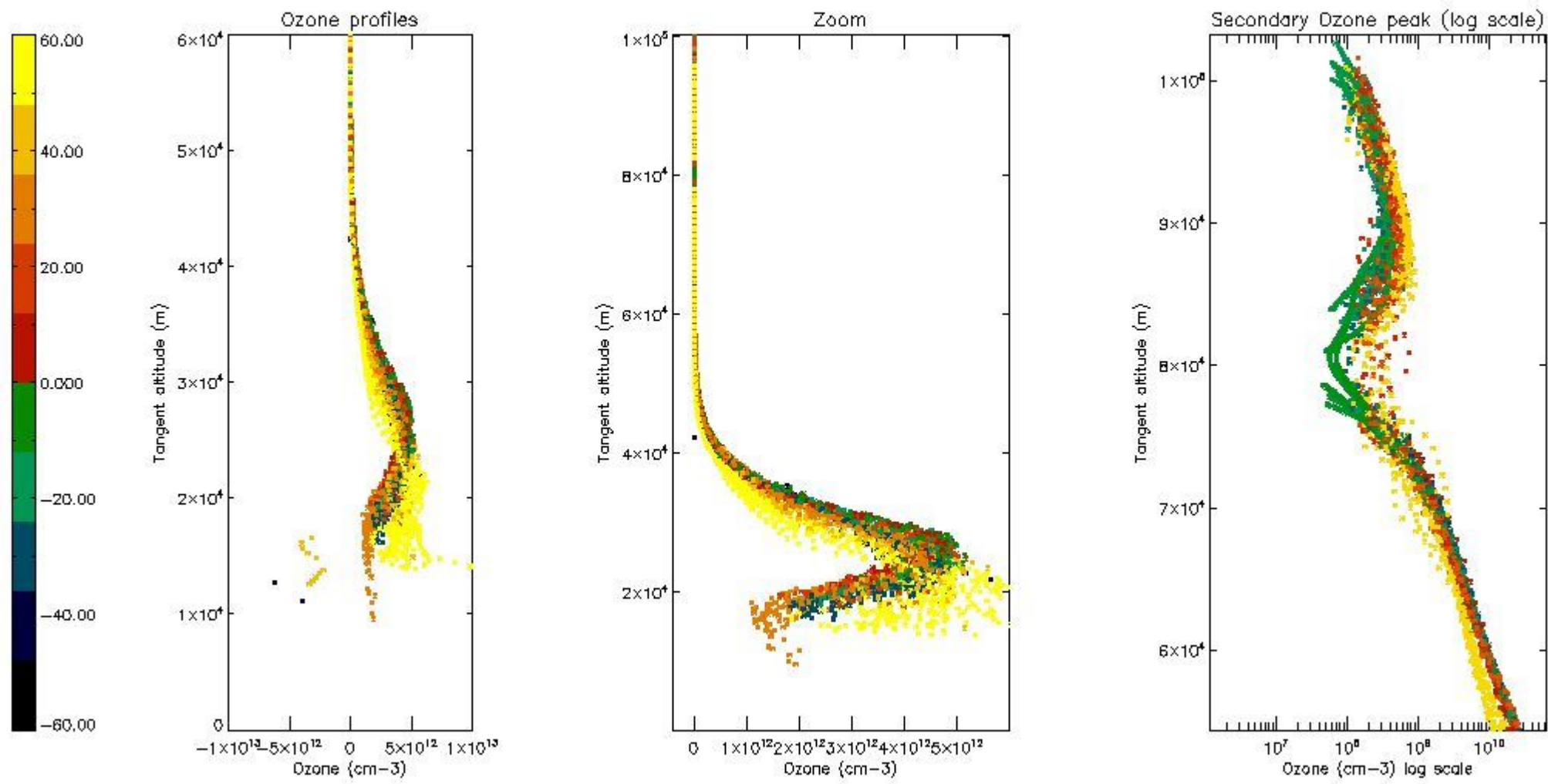
5.3 Plot ozone profiles where STD < 20% (dark without errors)

The colorbar represents the latitude.



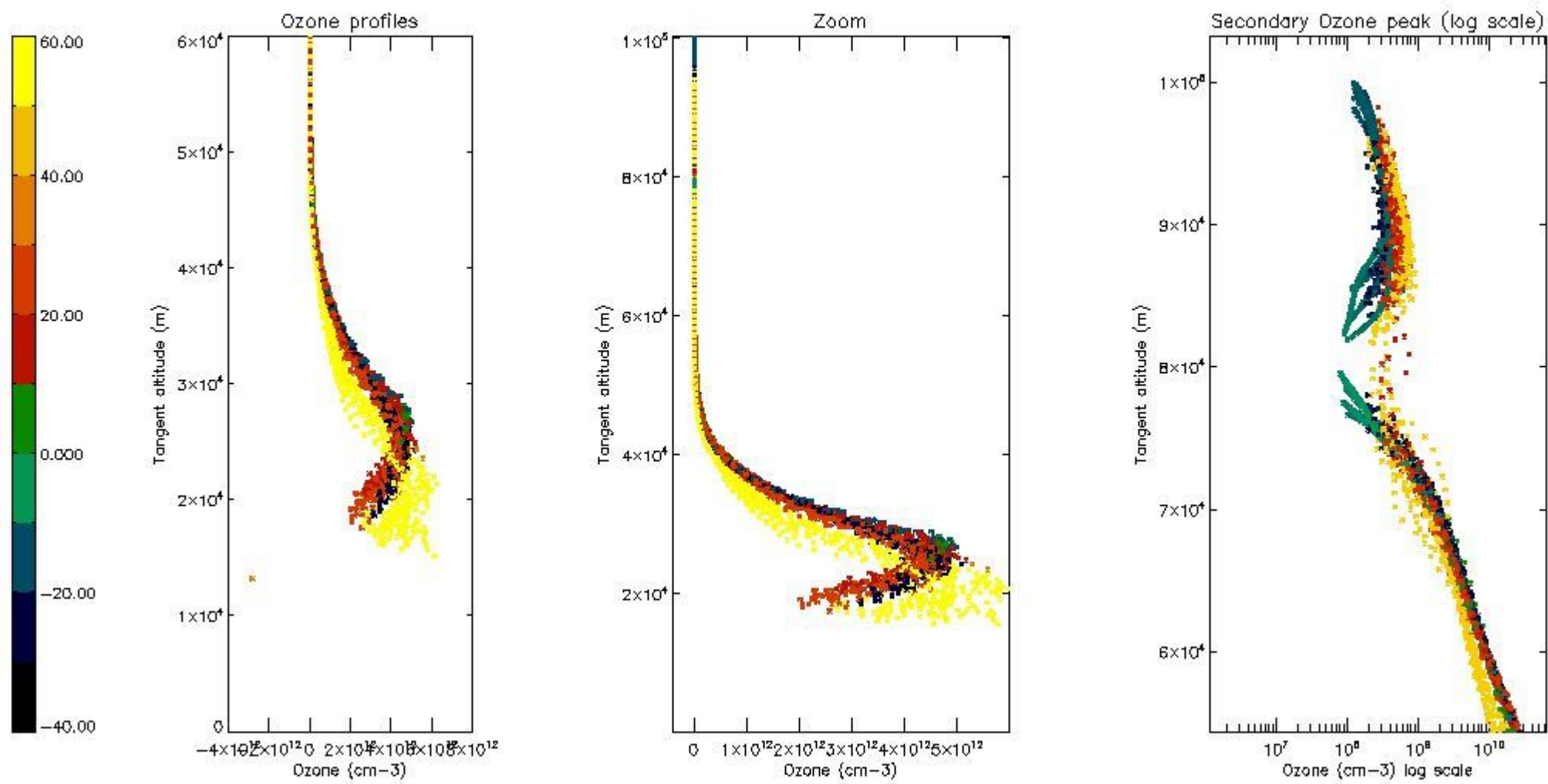
5.4 Plot ozone profiles where STD < 10% (dark without errors)

The colorbar represents the latitude.



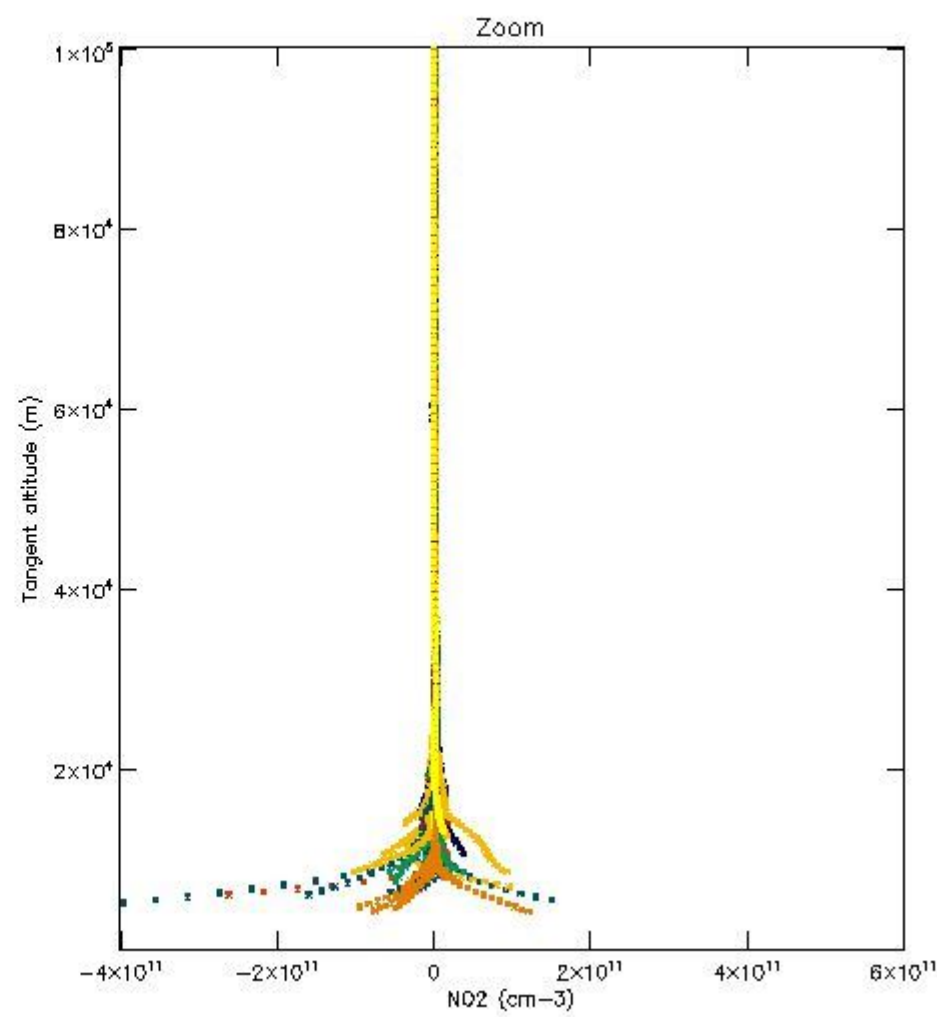
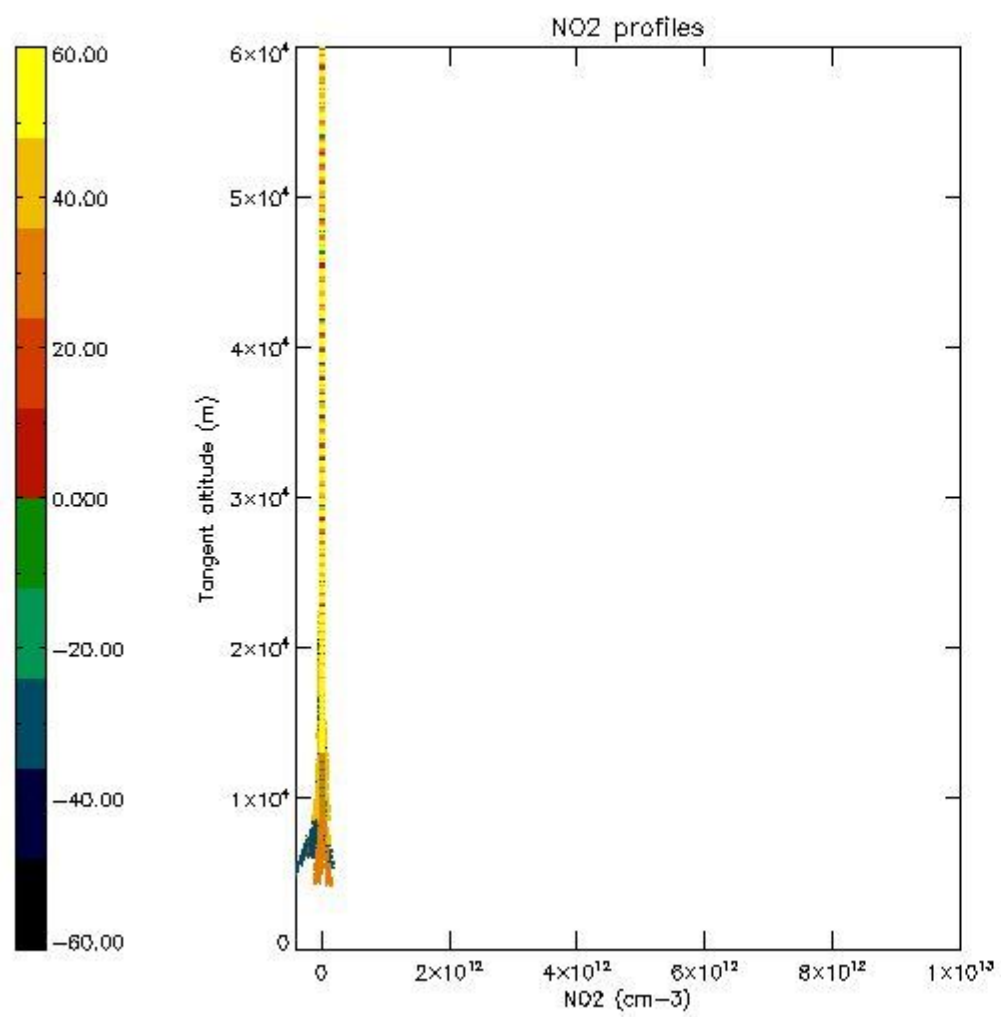
5.5 Plot ozone profiles where STD < 5% (dark without errors)

The colorbar represents the latitude.



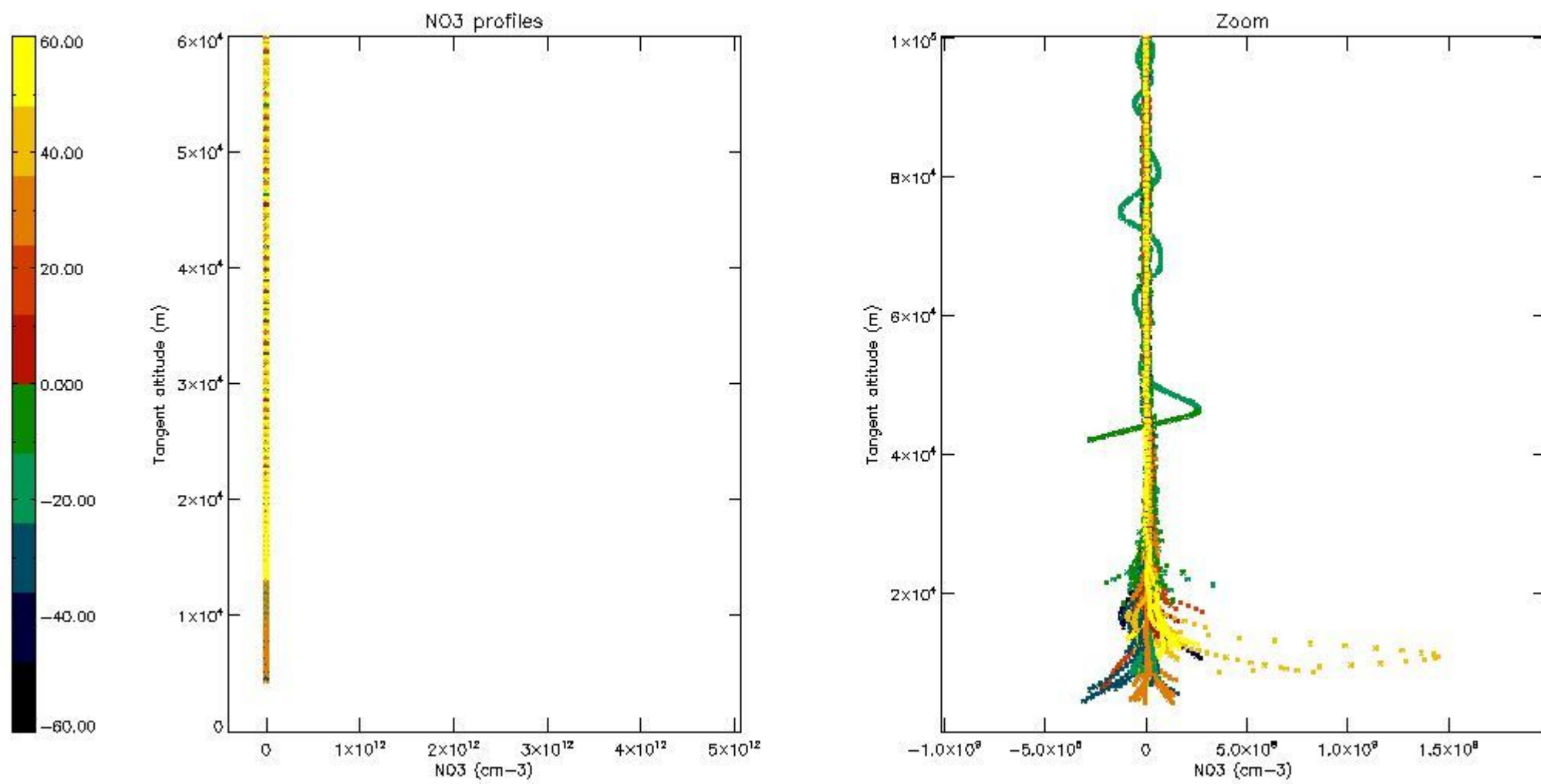
5.6 Plot NO₂ profiles for all STD (dark without errors)

The colorbar represents the latitude.



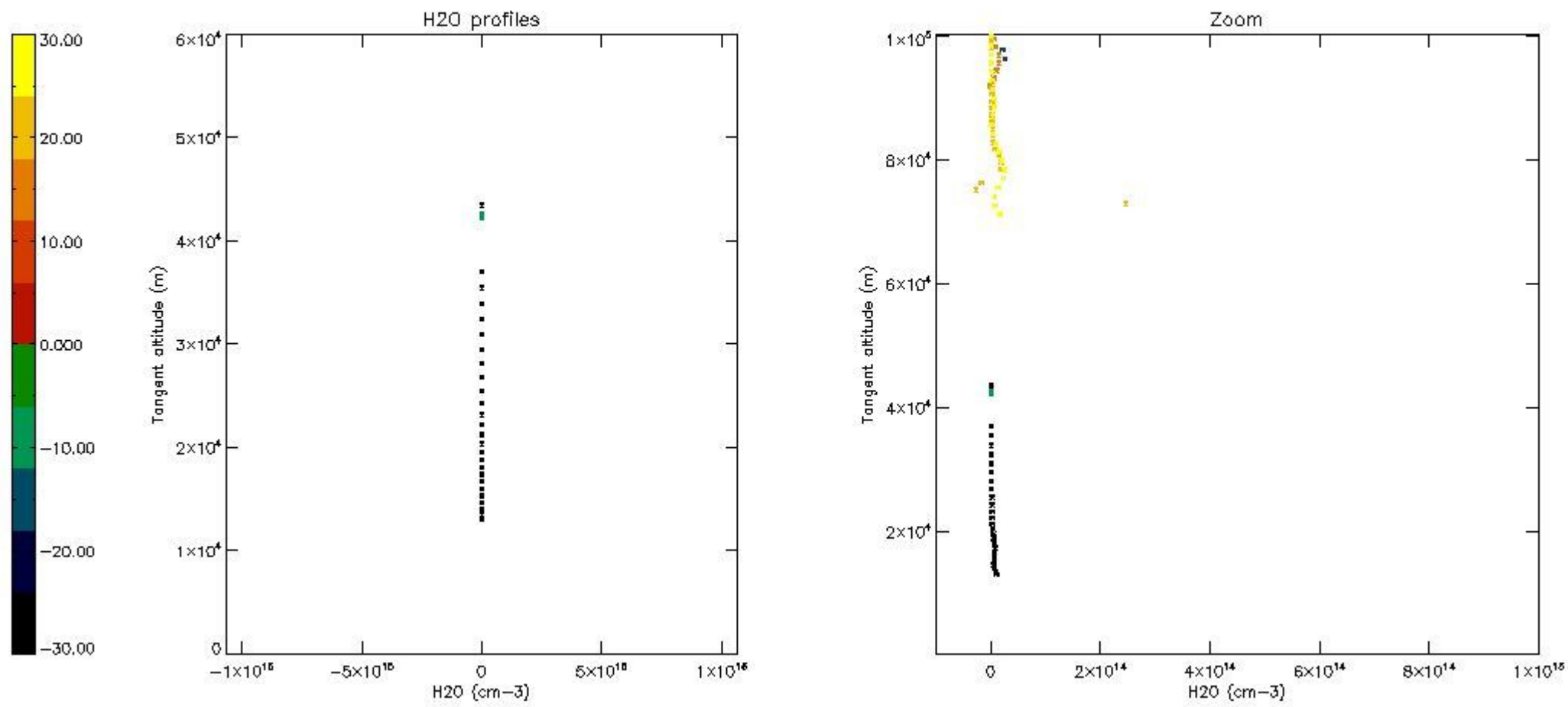
5.7 Plot NO3 profiles for all STD (dark without errors)

The colorbar represents the latitude.



5.8 Plot H₂O profiles for all STD (only for occultations of stars 1,2,3,4,13,14,16,26,63 dark without errors)

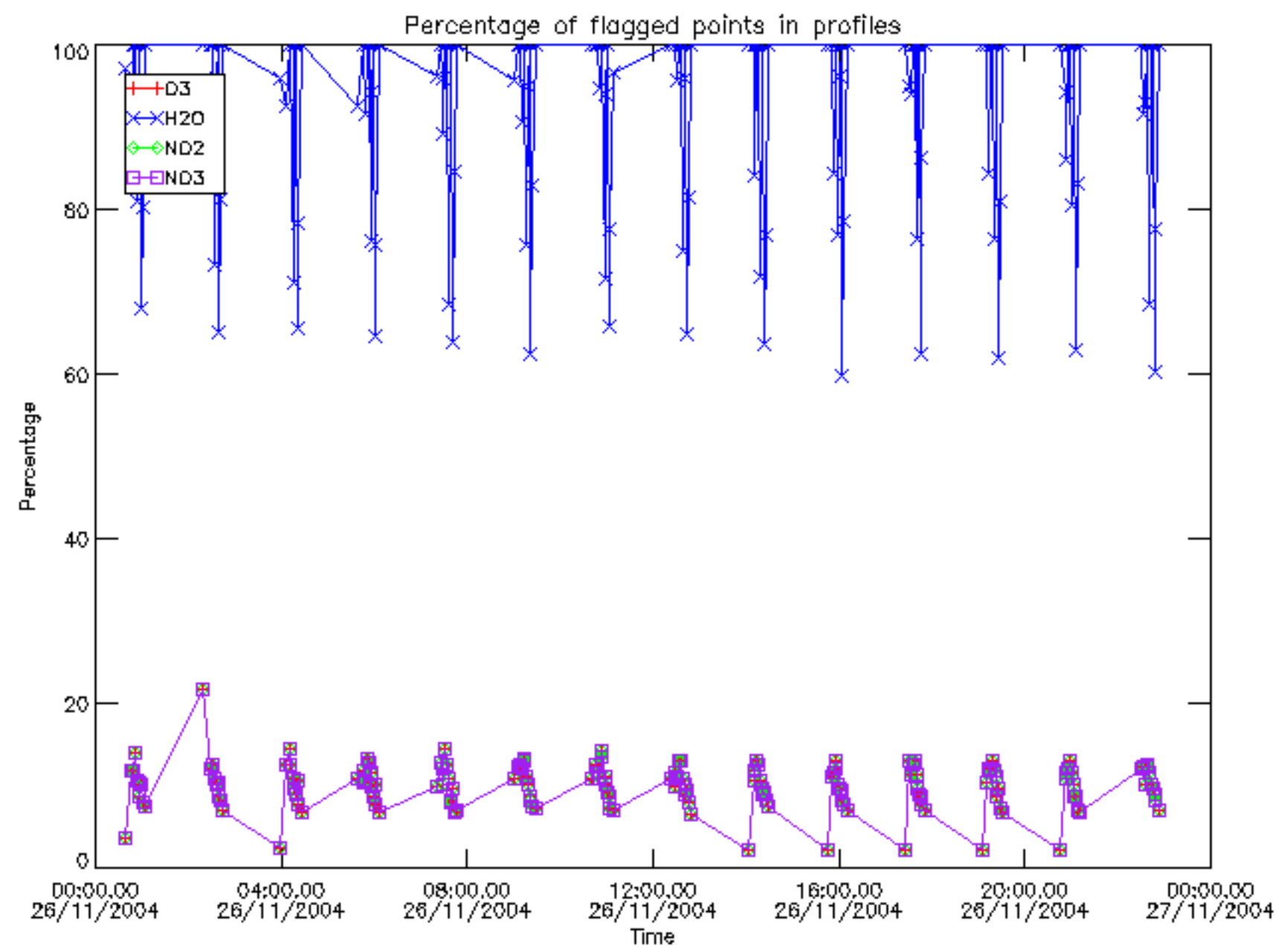
The colorbar represents the latitude.



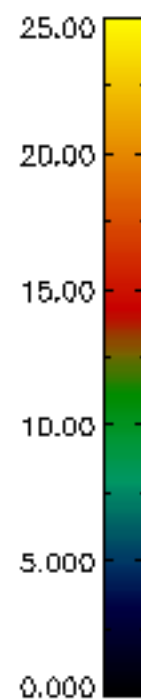
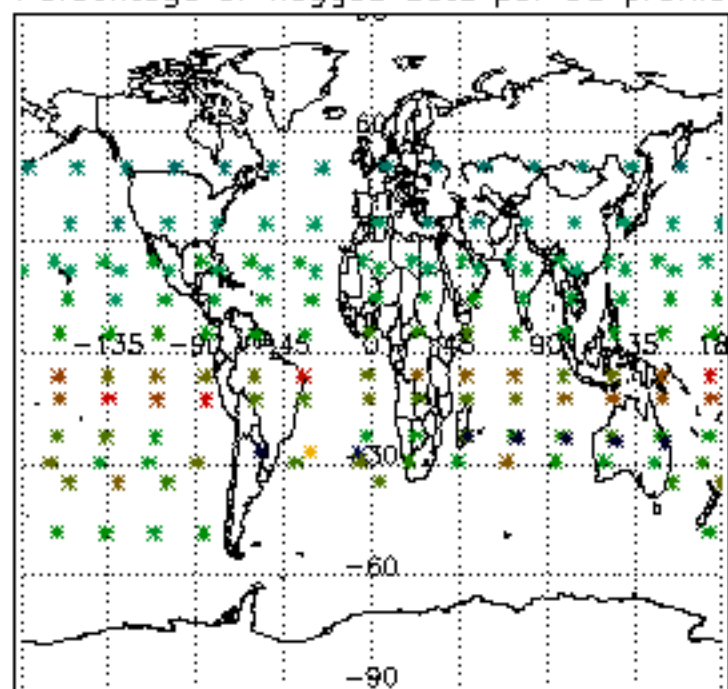
6. Auxiliary Data Files used for the production reported in section 2

The number reported in the third column indicates since which file (see list in section 2) the corresponding auxiliary file has been used. The fourth column is the date of those product files.

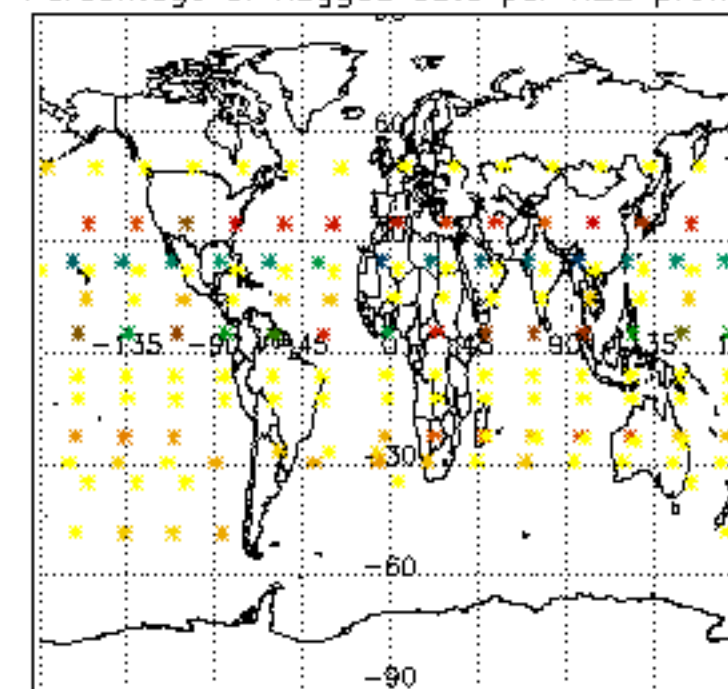
Type	Auxiliary Filename	Used since product	Used since product date
INST_PHYS_CHARACTERISTICS	GOM_INS_AXVIEC20091111_143220_20030716_120000_20500101_000000	1	26-NOV-2004 00:02:47
LEVEL-2_PROC_CONFIG	GOM_PR2_AXVIEC20091111_152718_20020301_000000_20500101_000000	1	26-NOV-2004 00:02:47
CROSS_SECTIONS_FILE	GOM_CRS_AXVIEC20091111_154832_20020301_000000_20500101_000000	1	26-NOV-2004 00:02:47



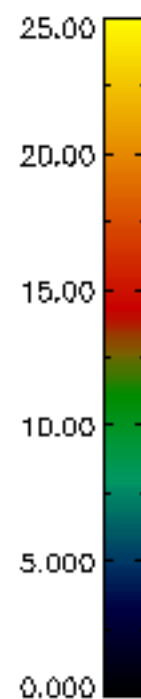
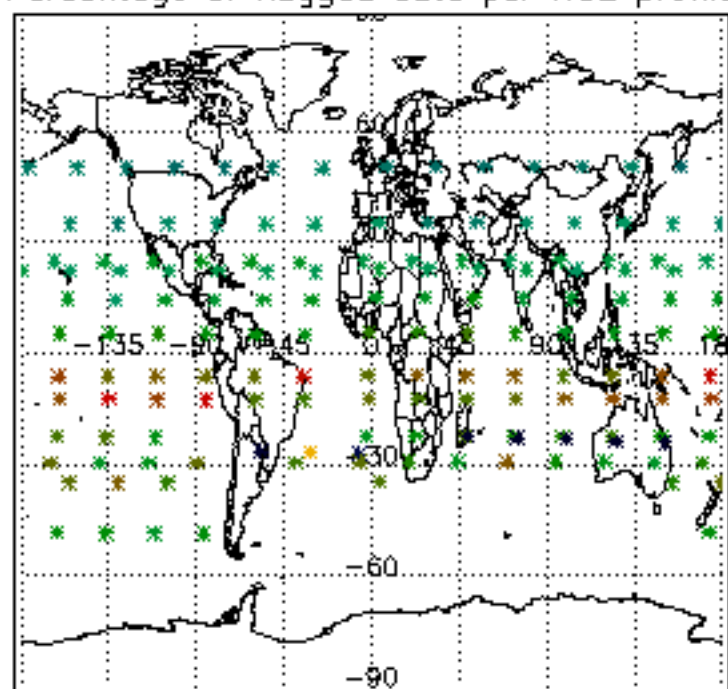
Percentage of flagged data per D3 profile



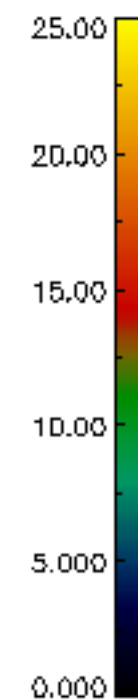
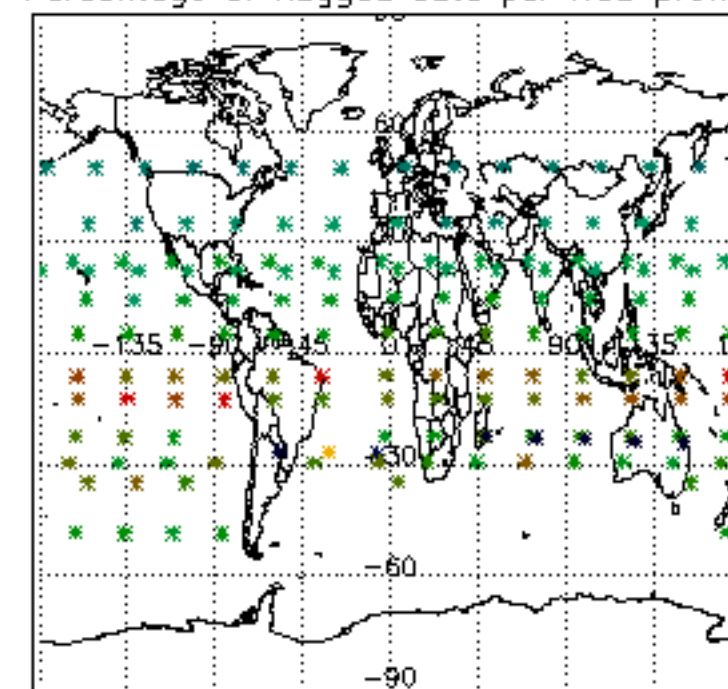
Percentage of flagged data per H2O profile

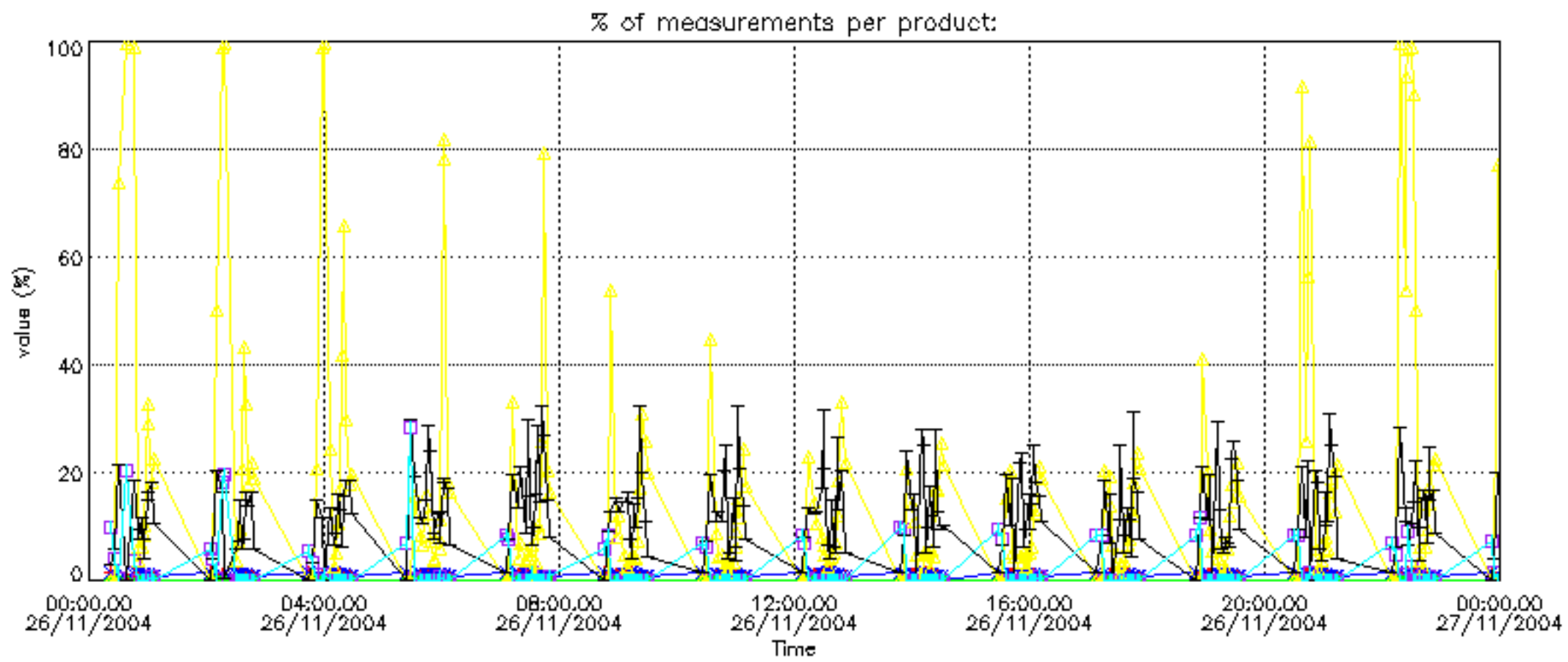


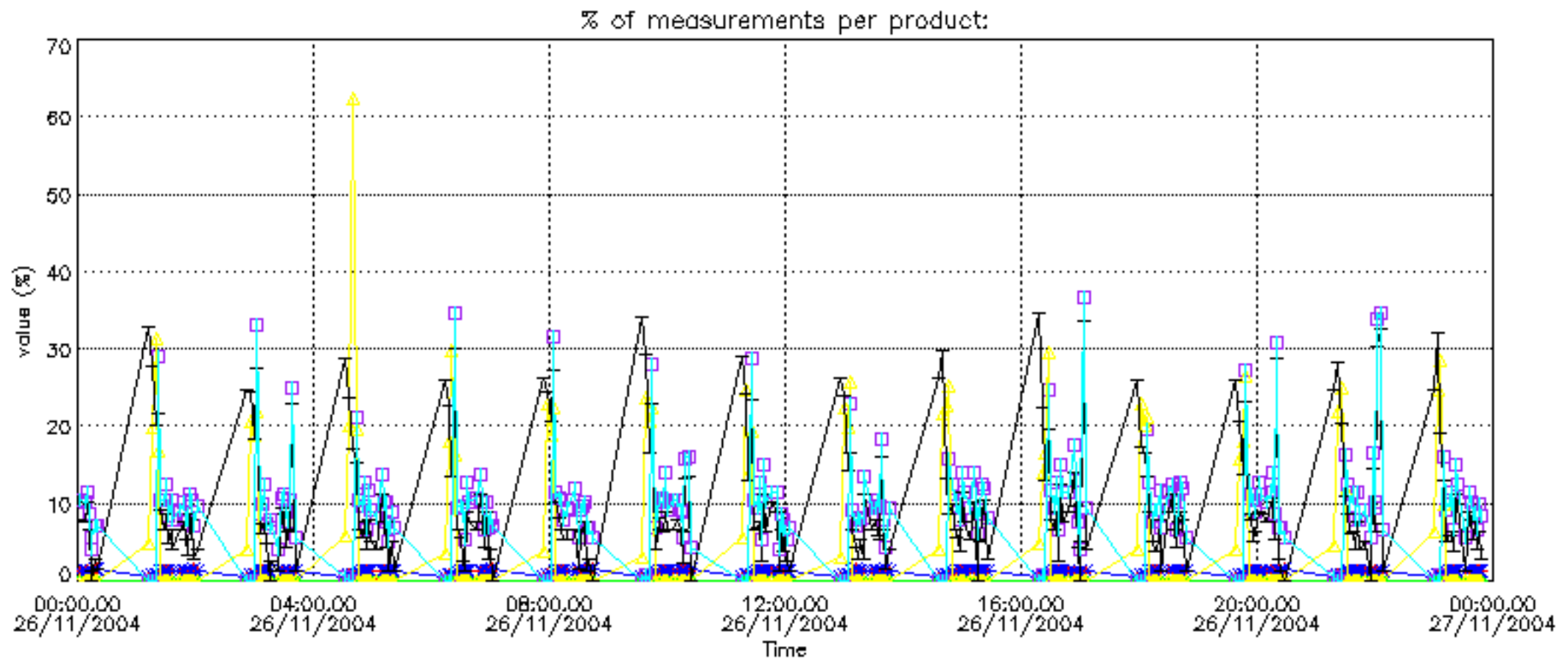
Percentage of flagged data per NO2 profile



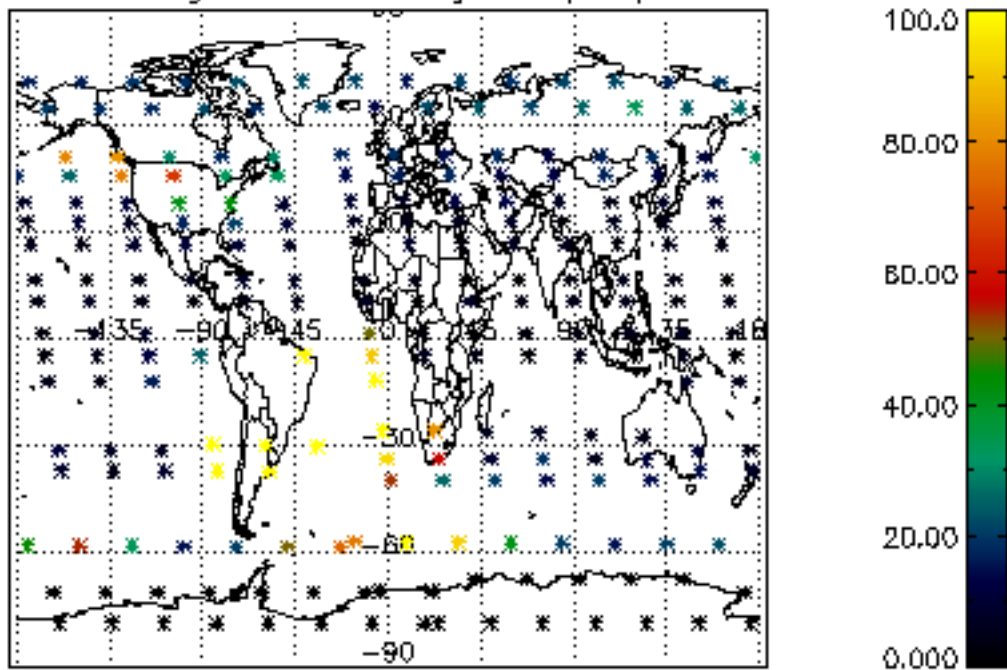
Percentage of flagged data per NO3 profile



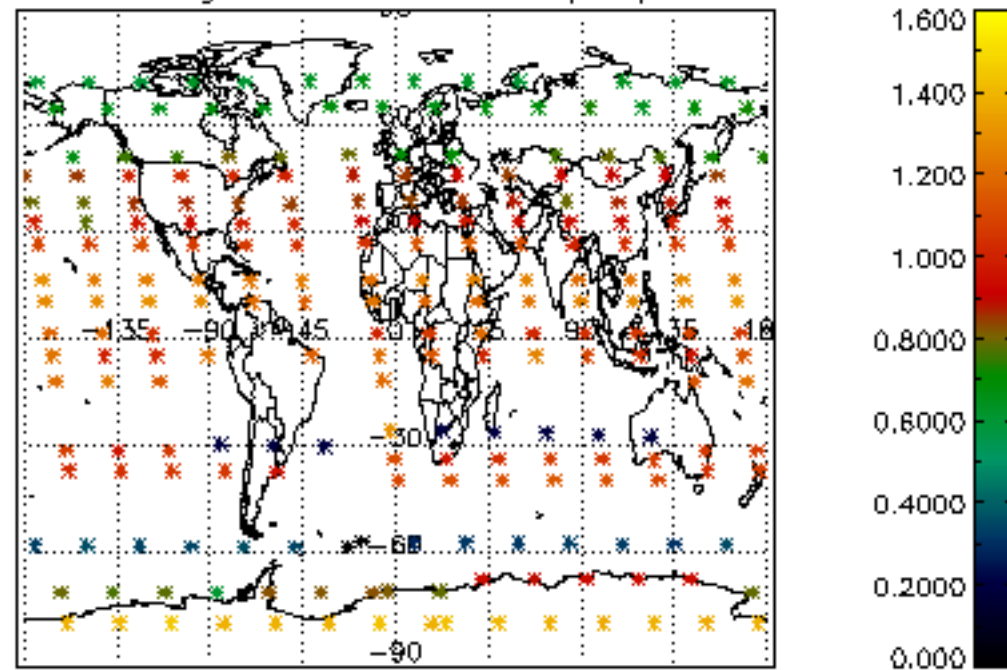




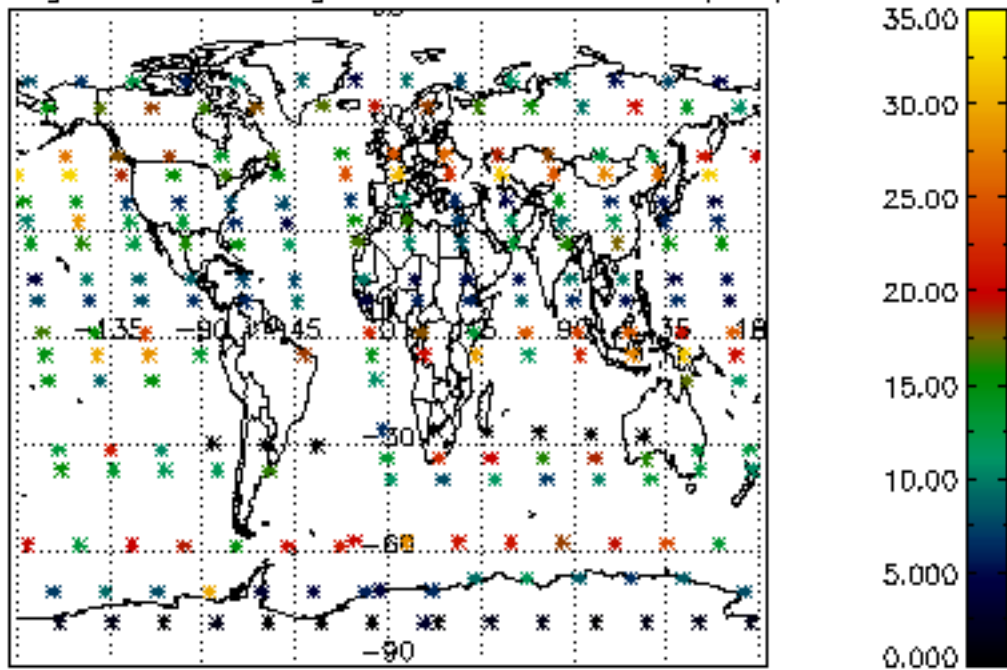
Percentage of cosmic ray hits per profile



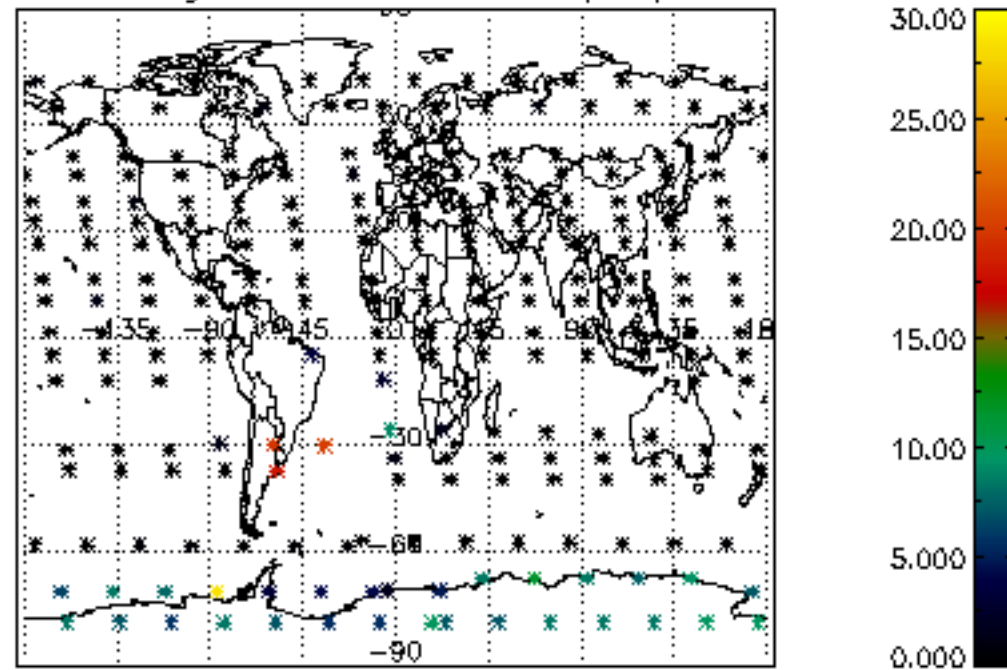
Percentage of datation errors per profile



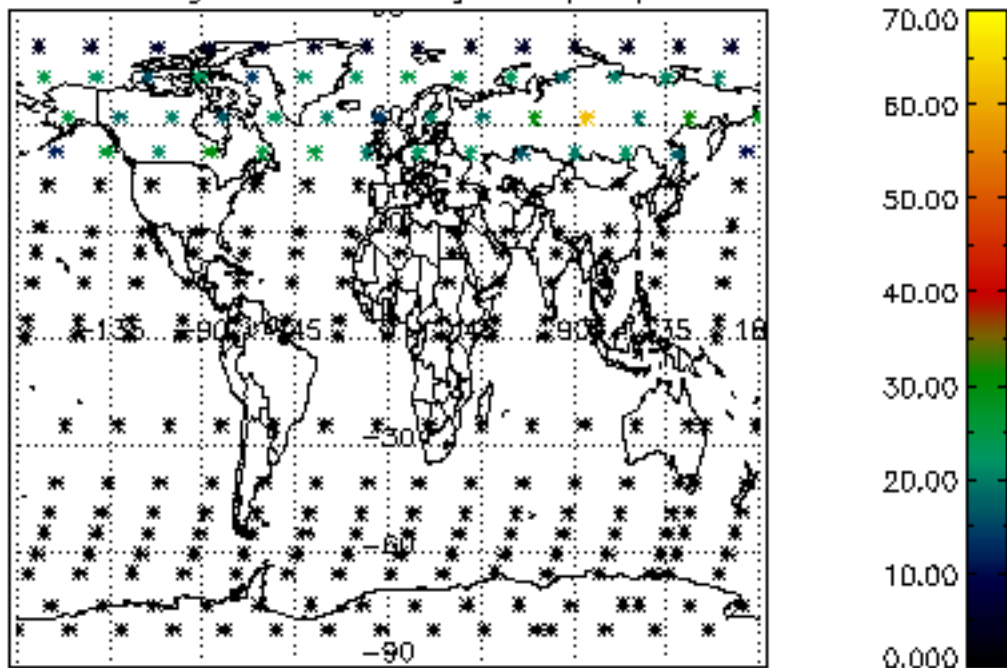
Percentage of star falling outside central band per profile



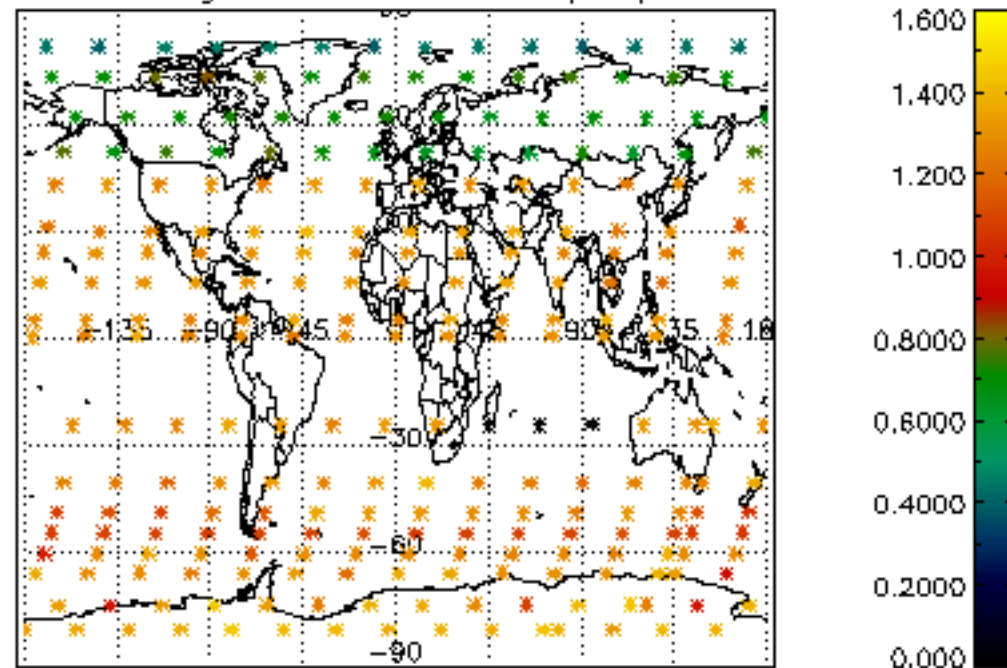
Percentage of saturation errors per profile



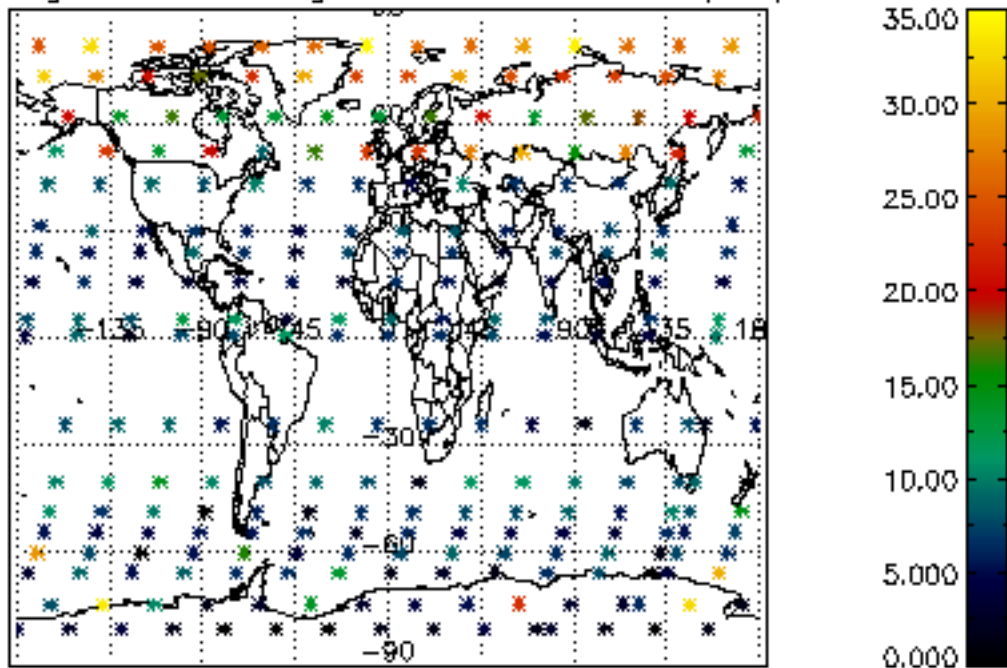
Percentage of cosmic ray hits per profile



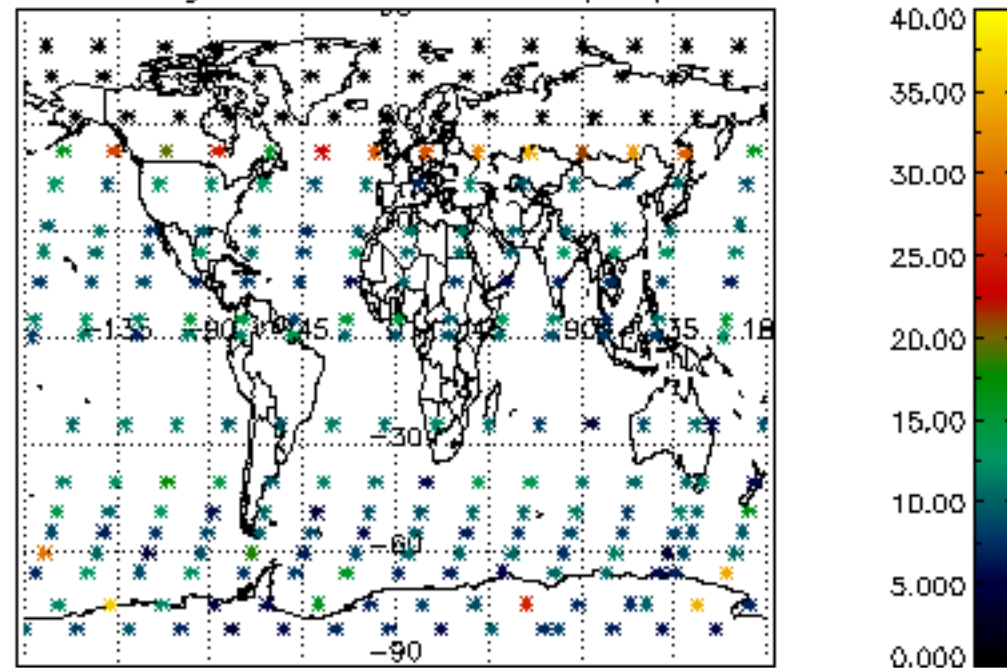
Percentage of datation errors per profile

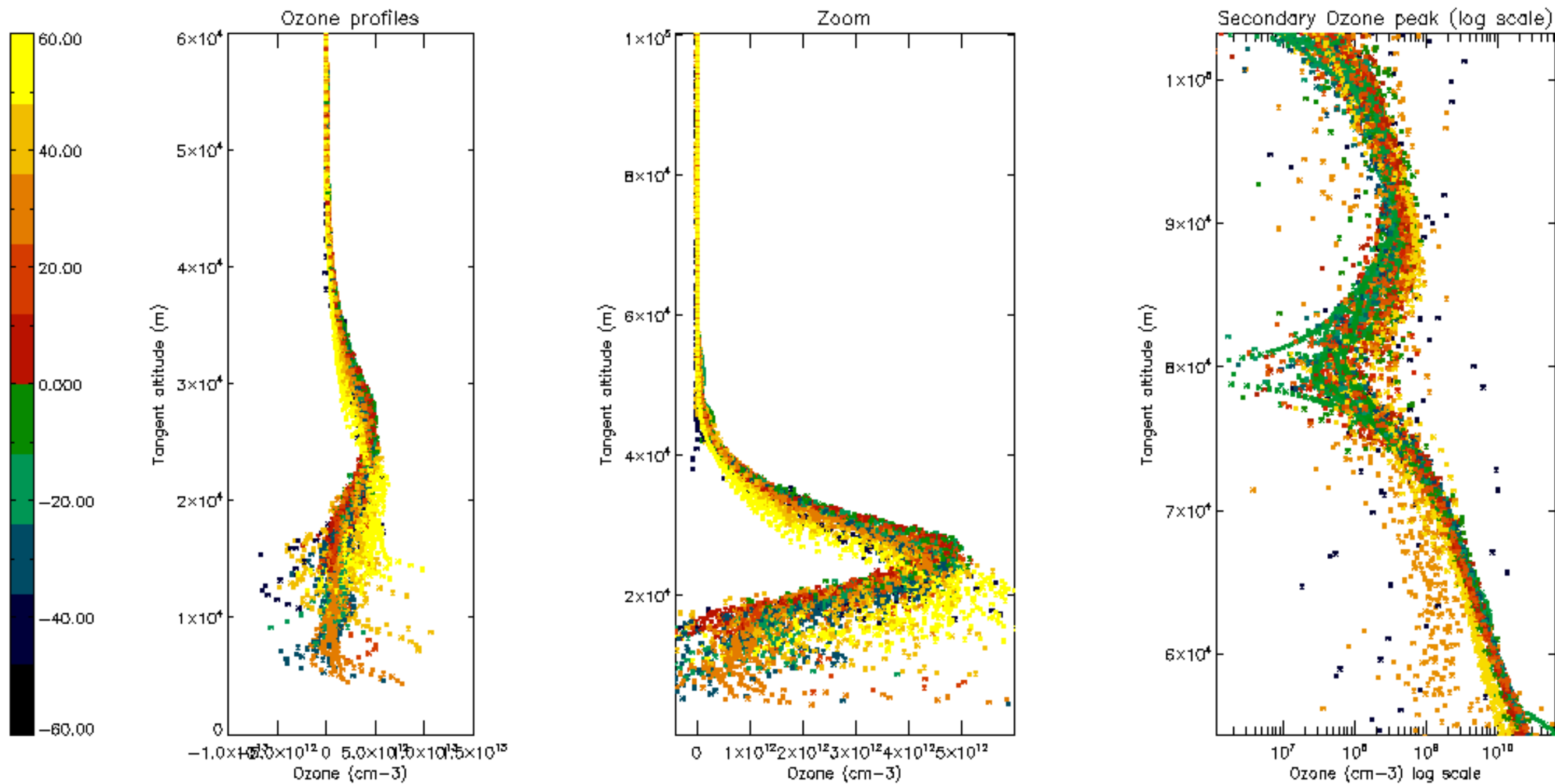


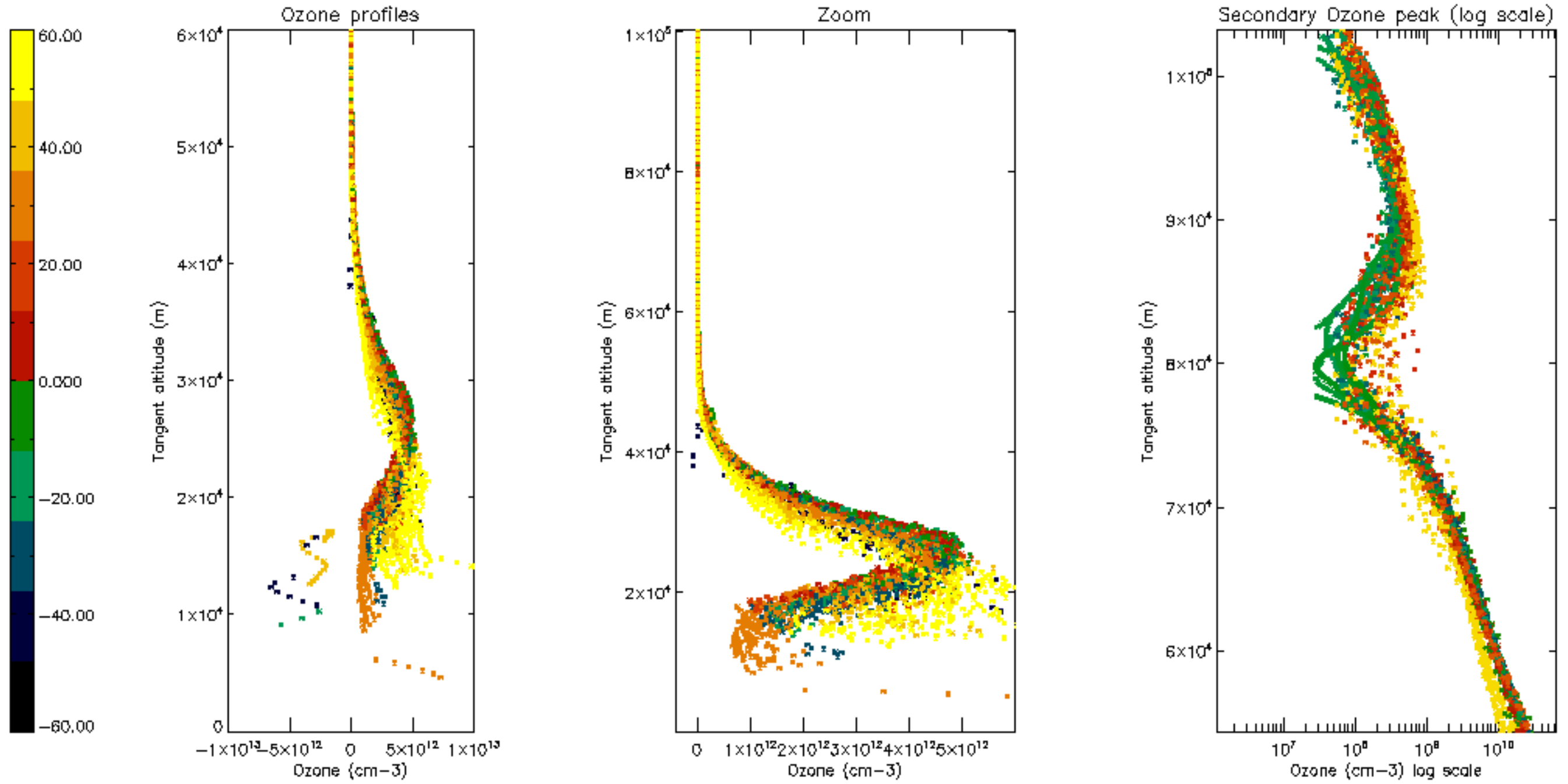
Percentage of star falling outside central band per profile

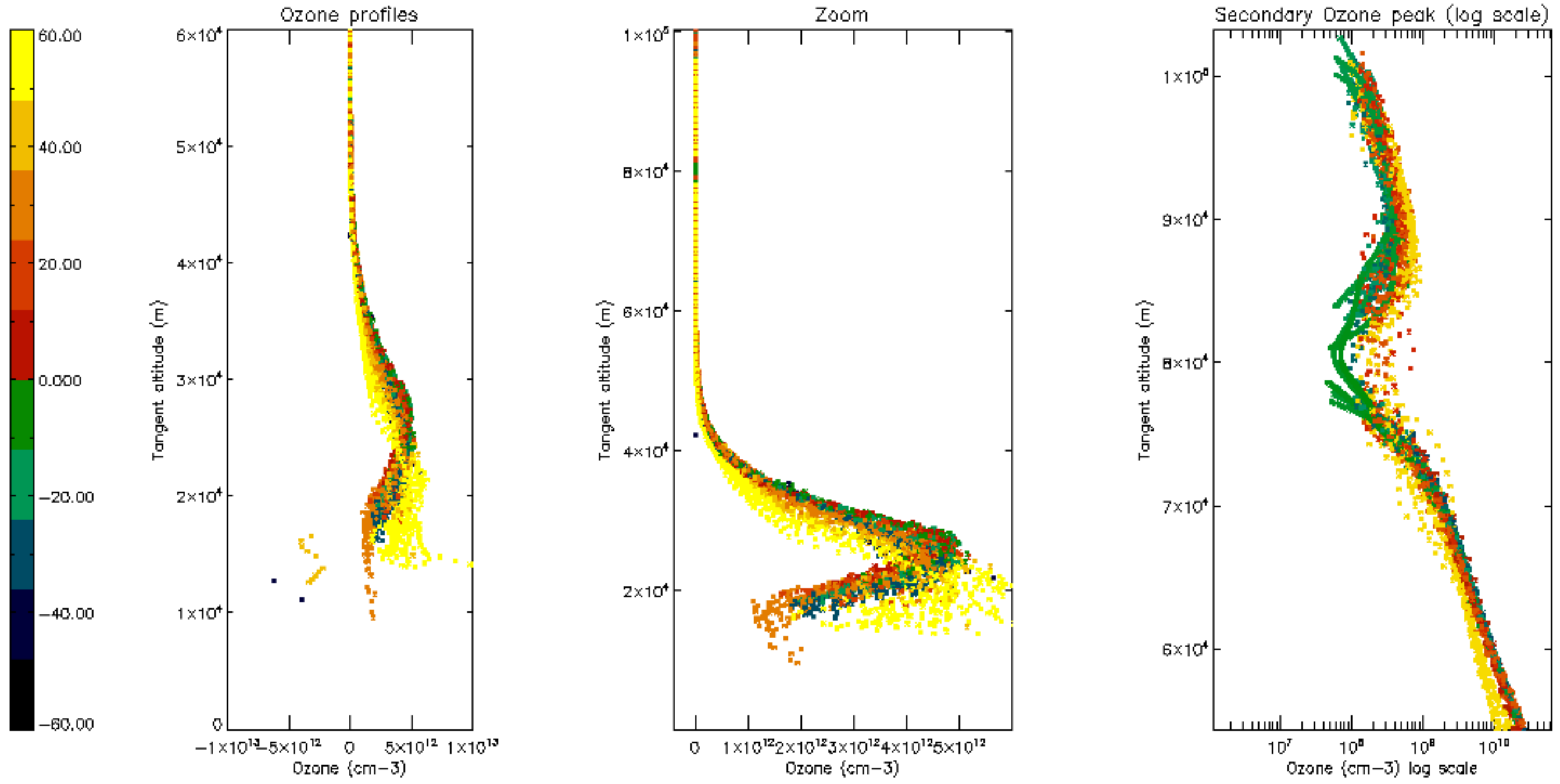


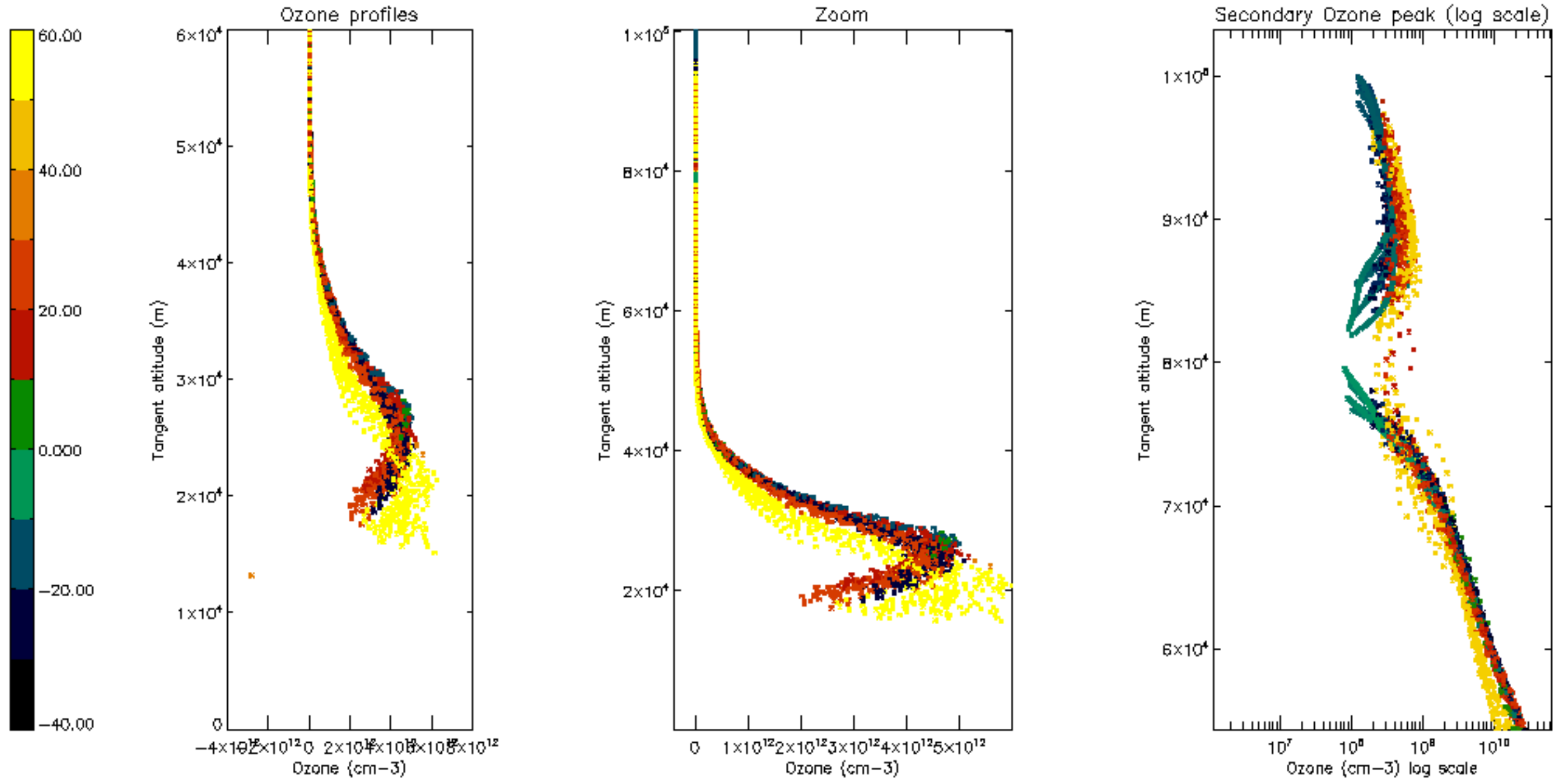
Percentage of saturation errors per profile

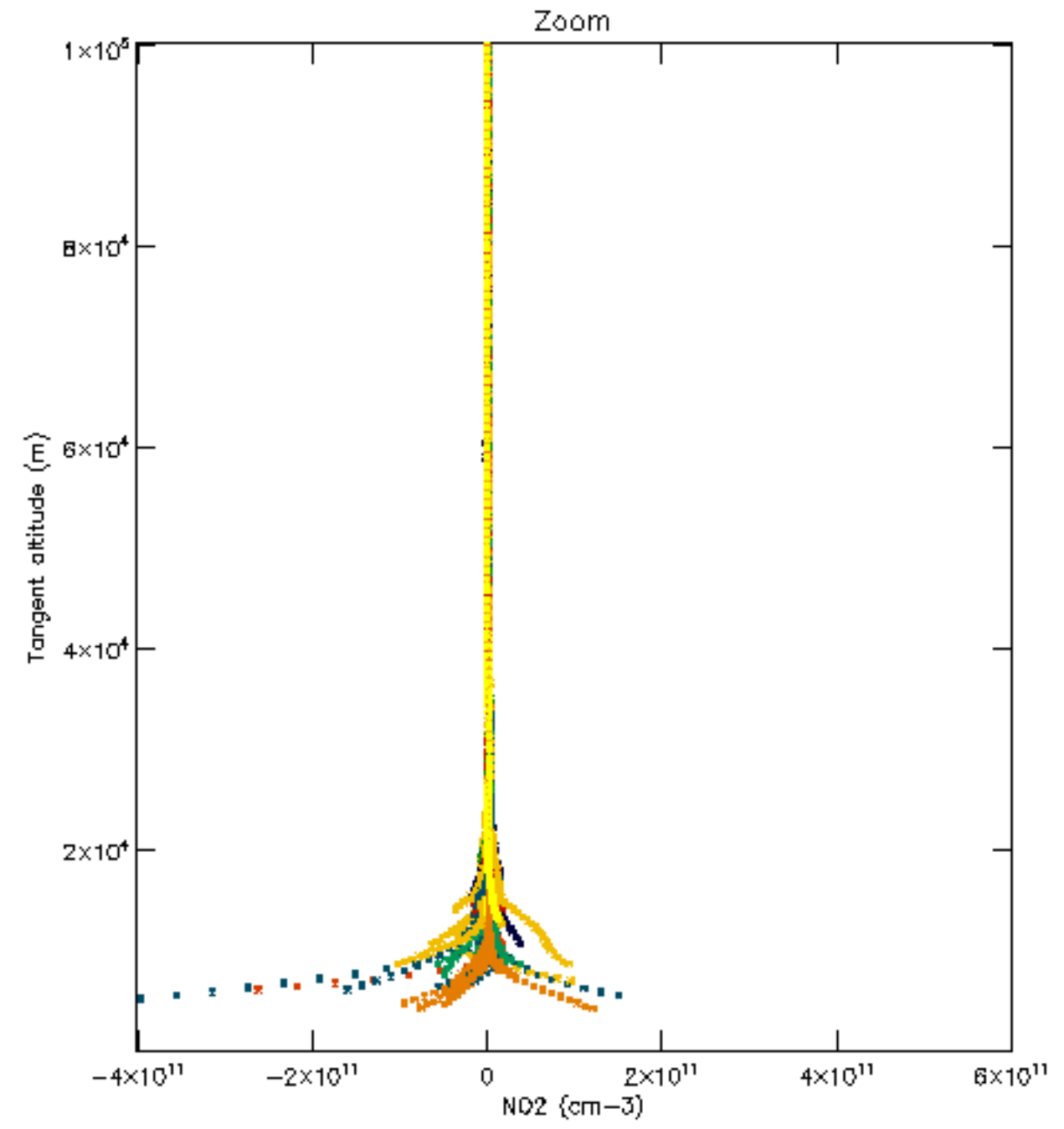
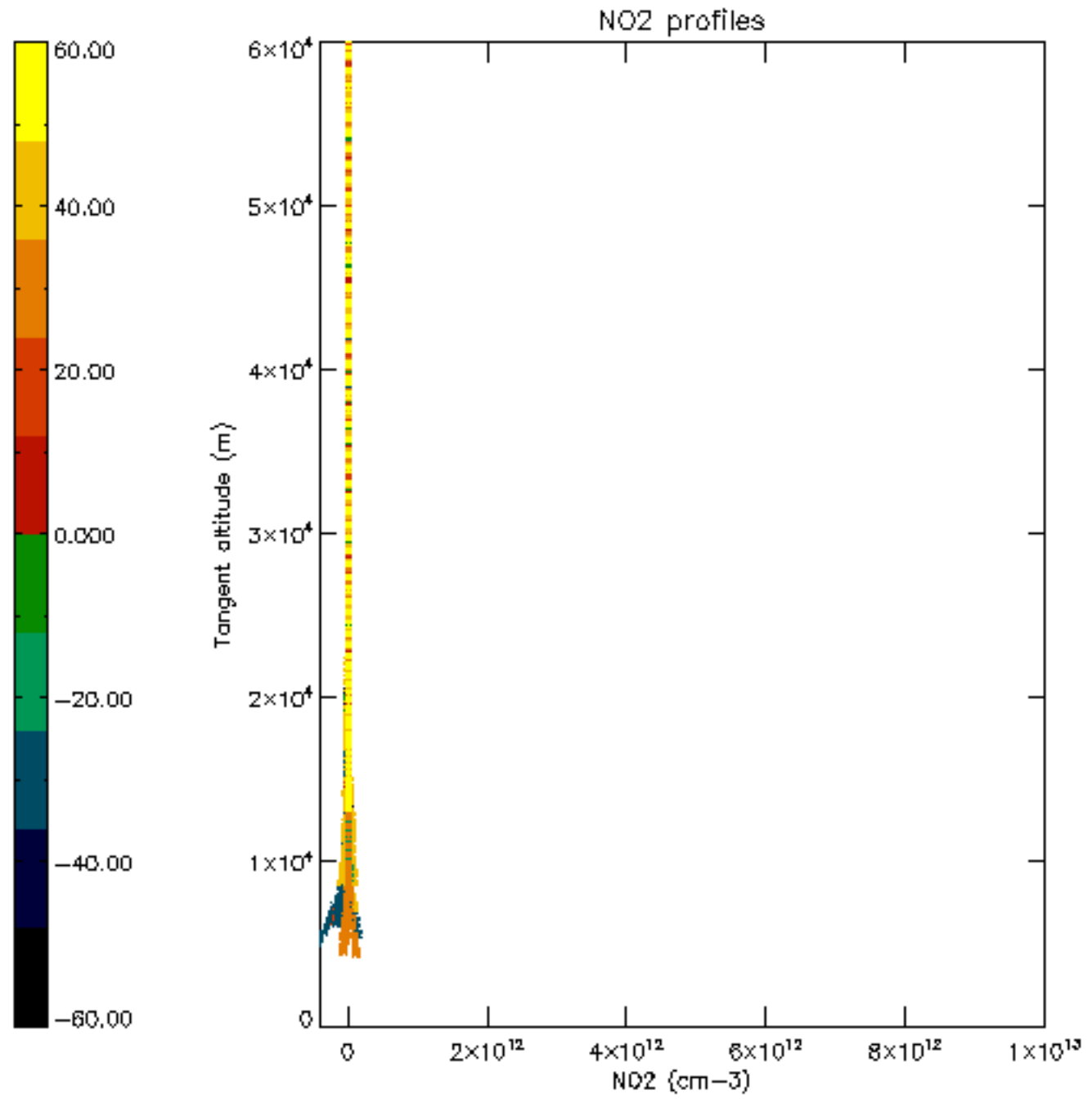


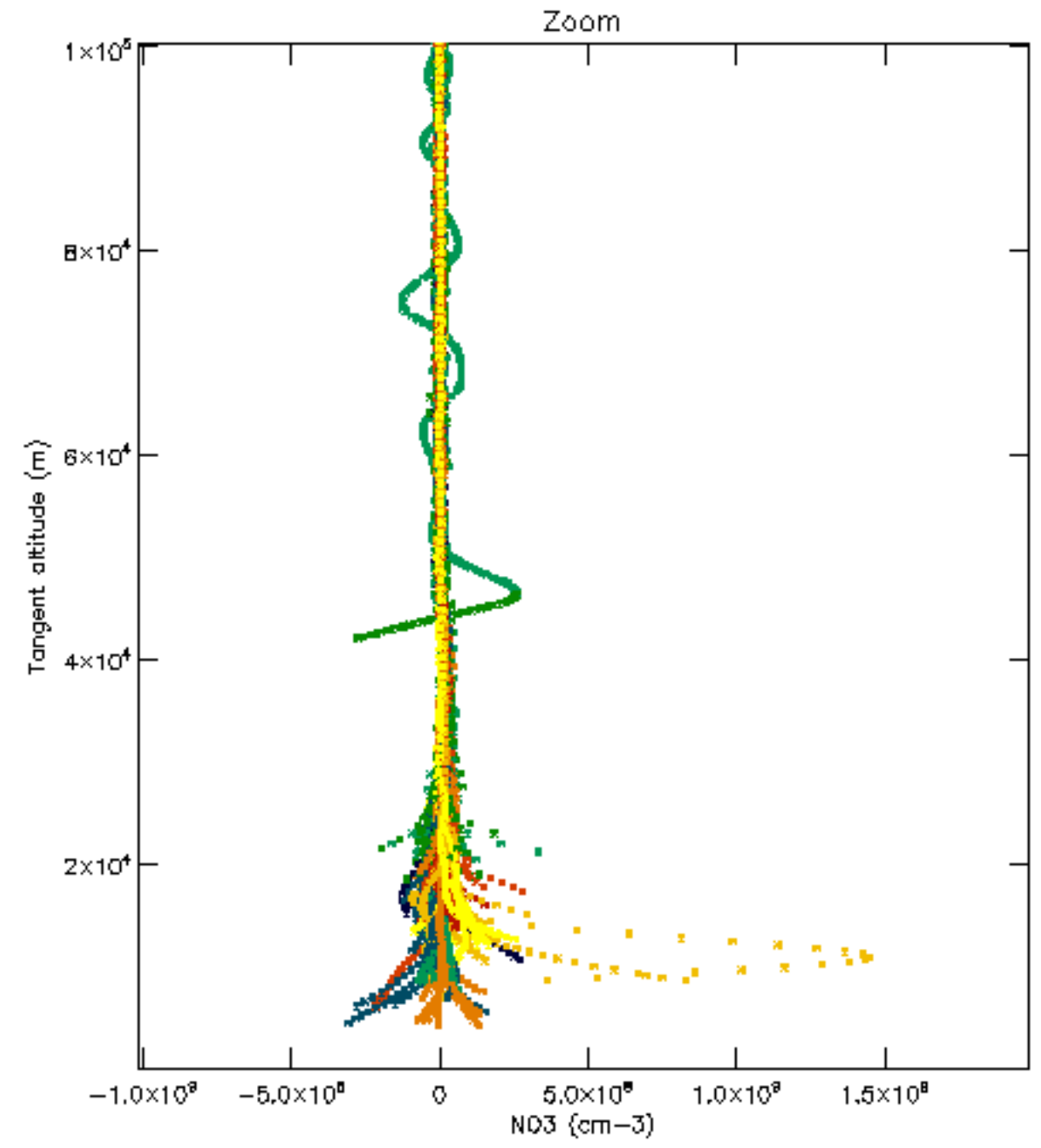
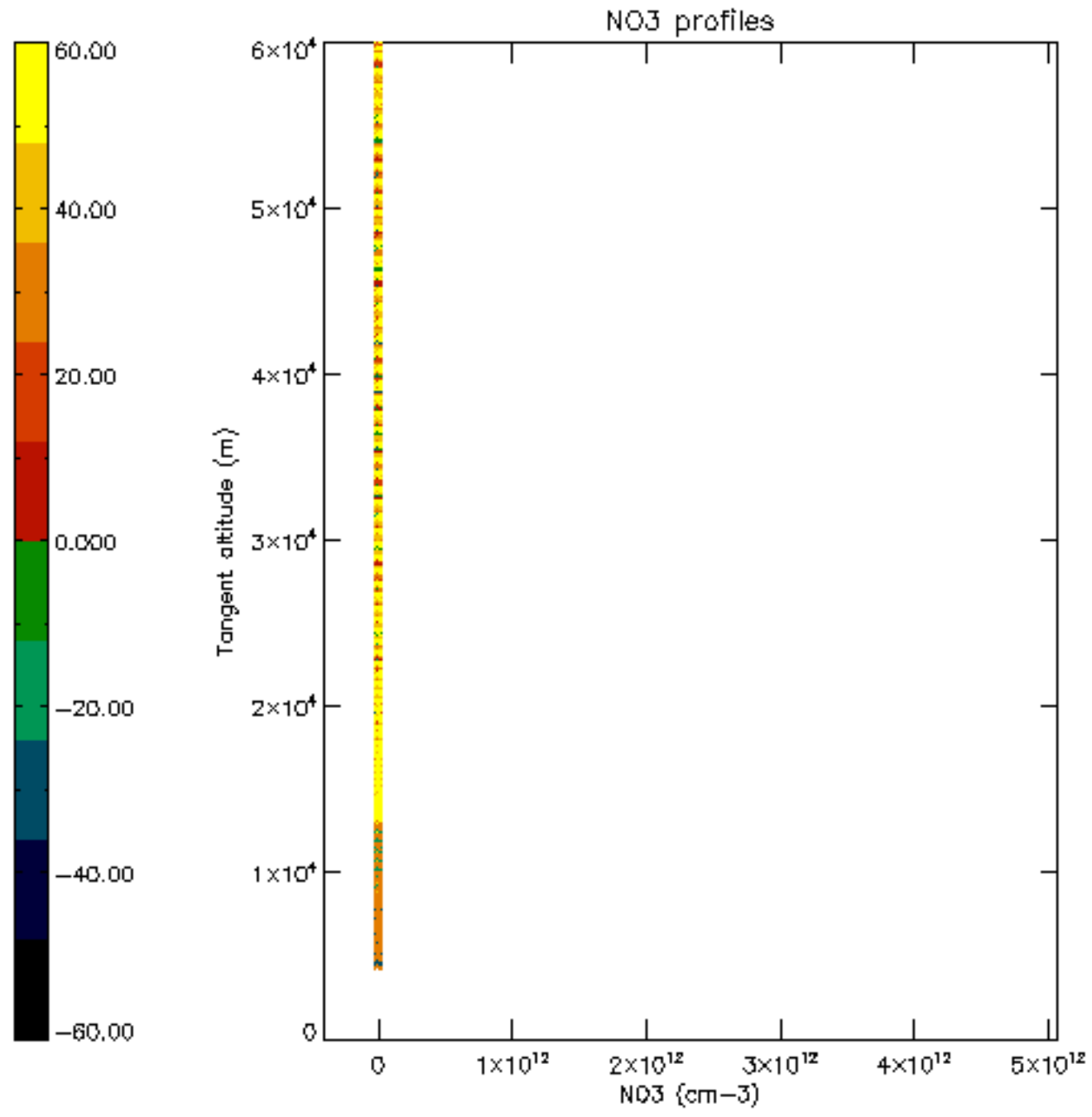


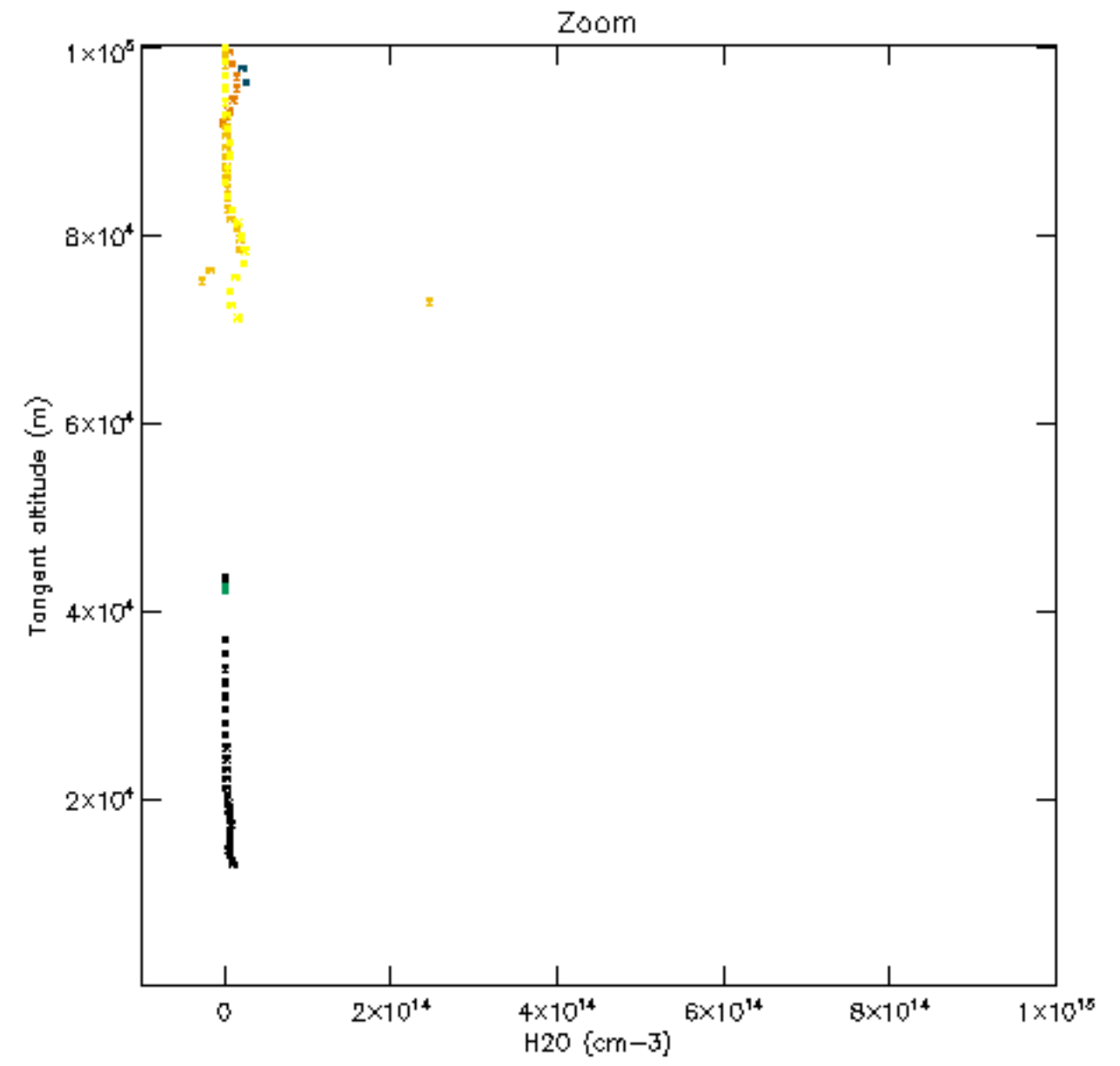
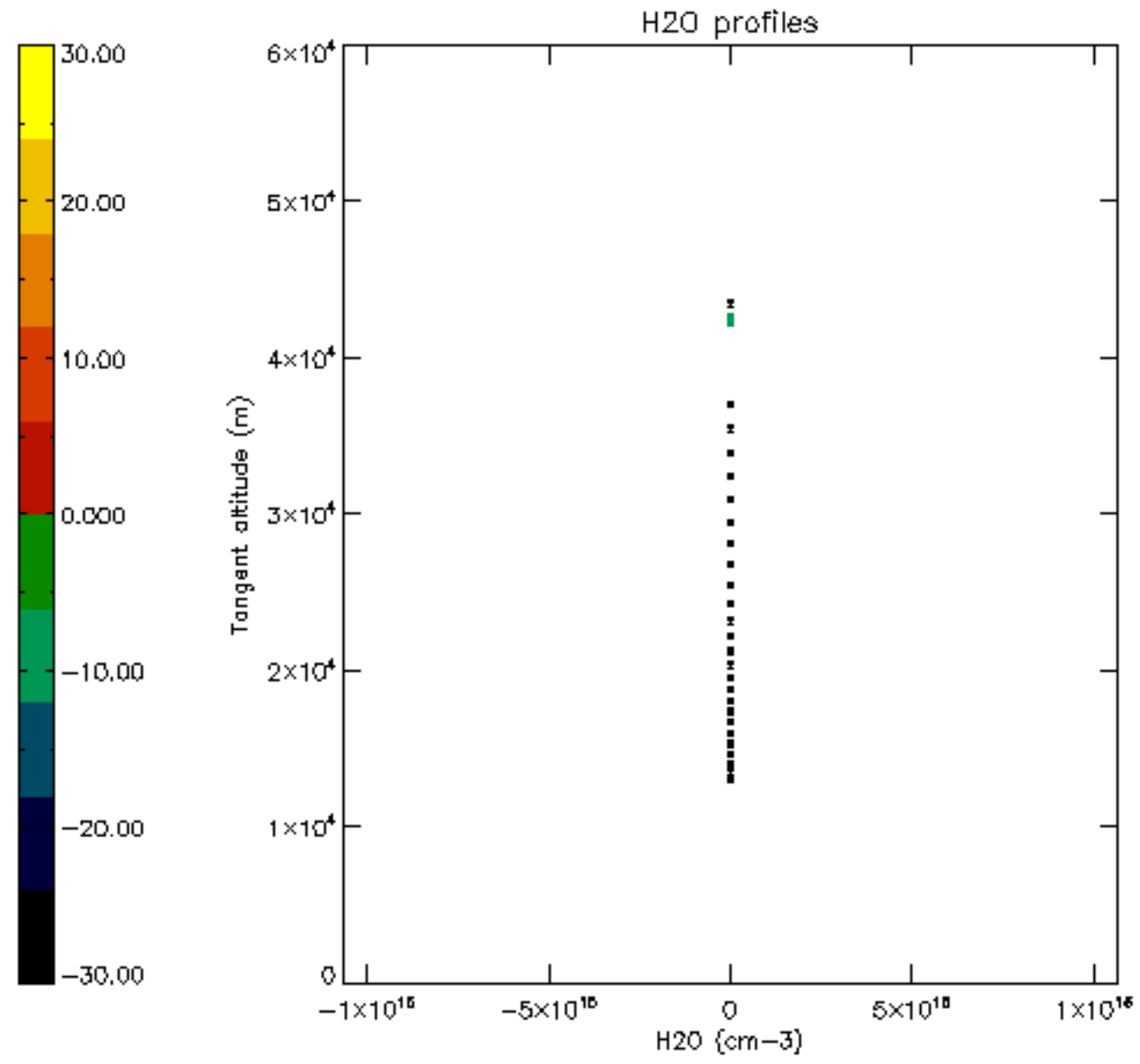


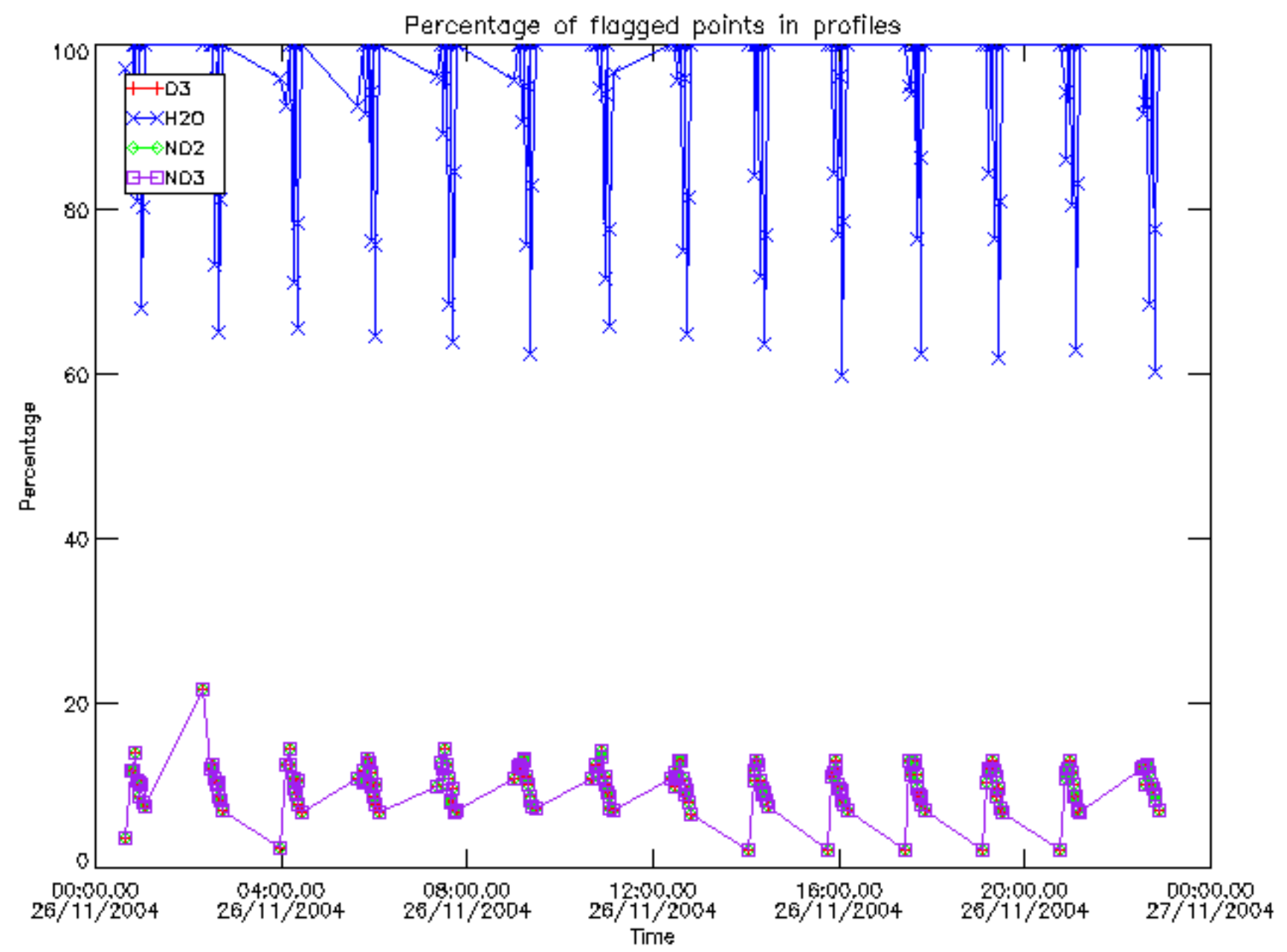




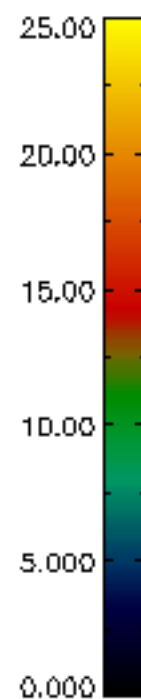
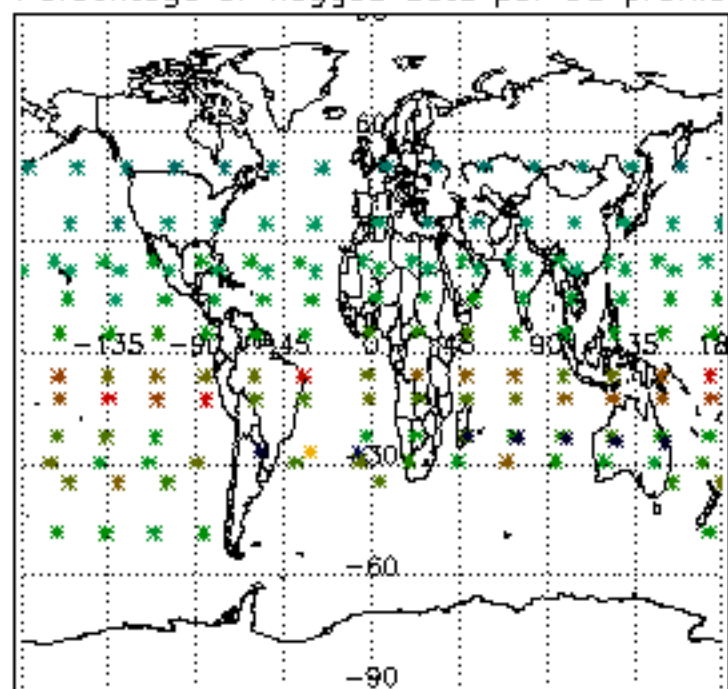




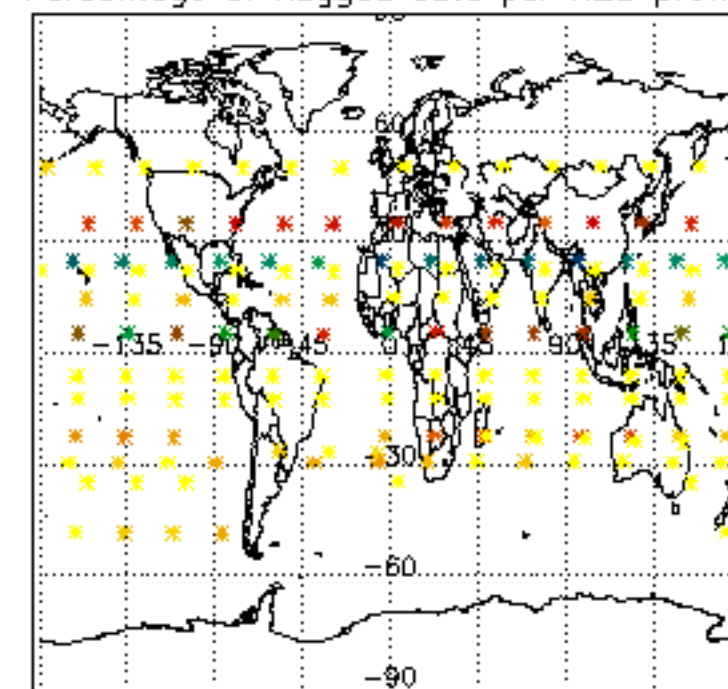




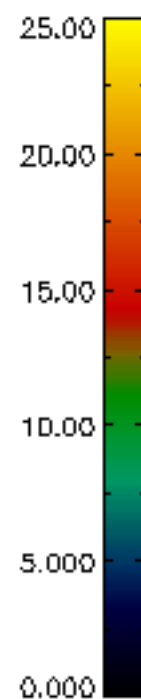
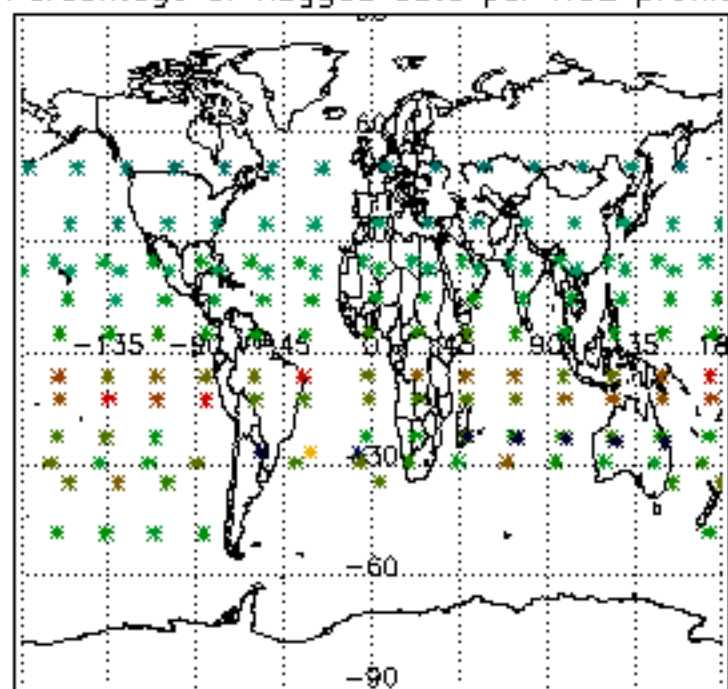
Percentage of flagged data per D3 profile



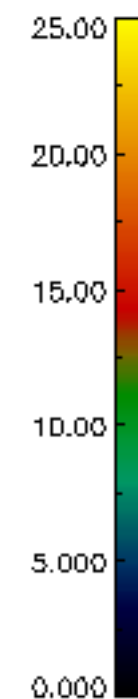
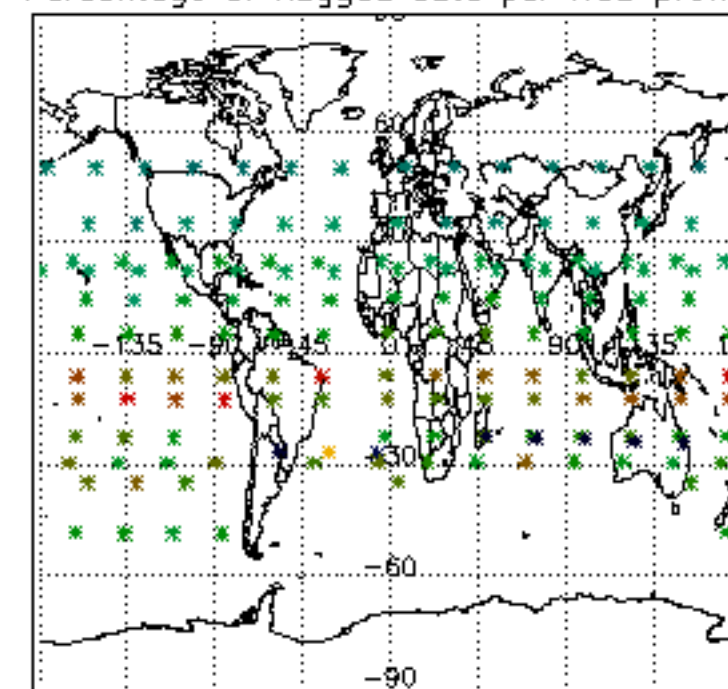
Percentage of flagged data per H2O profile

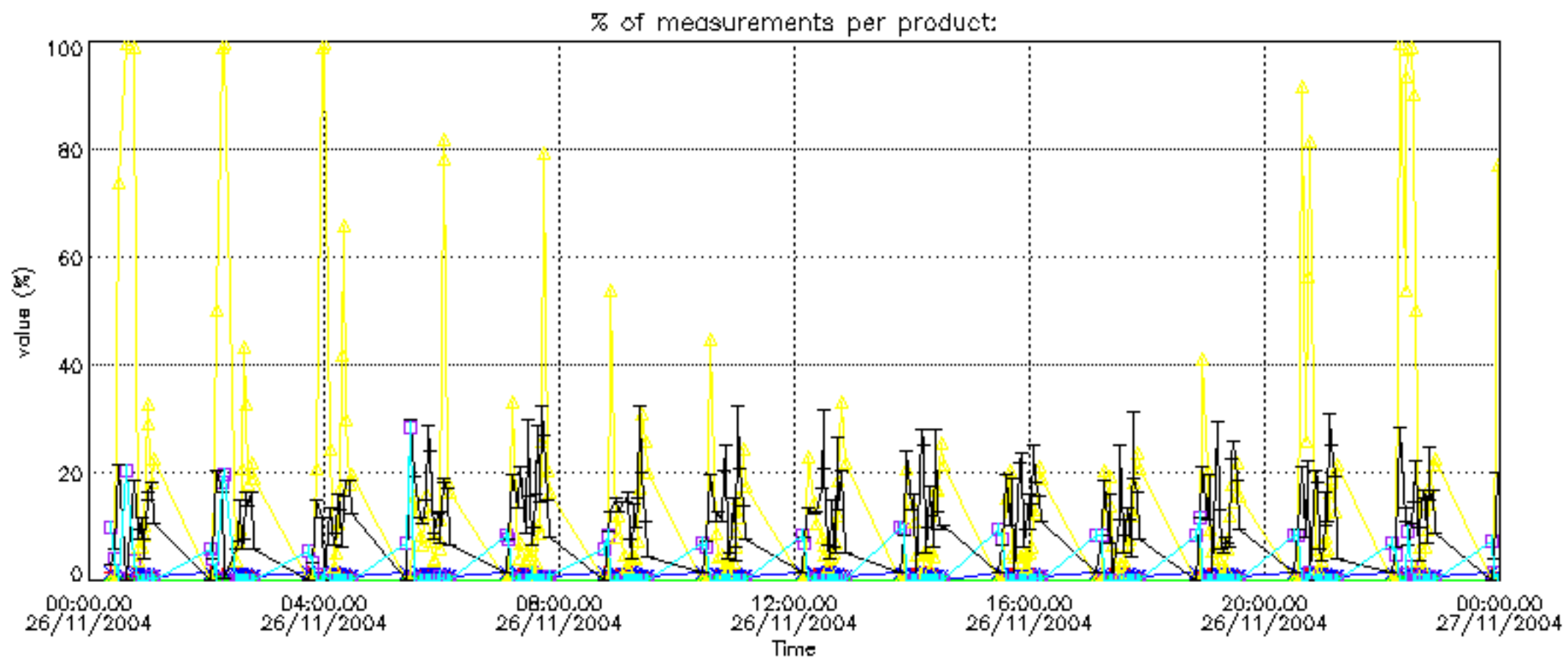


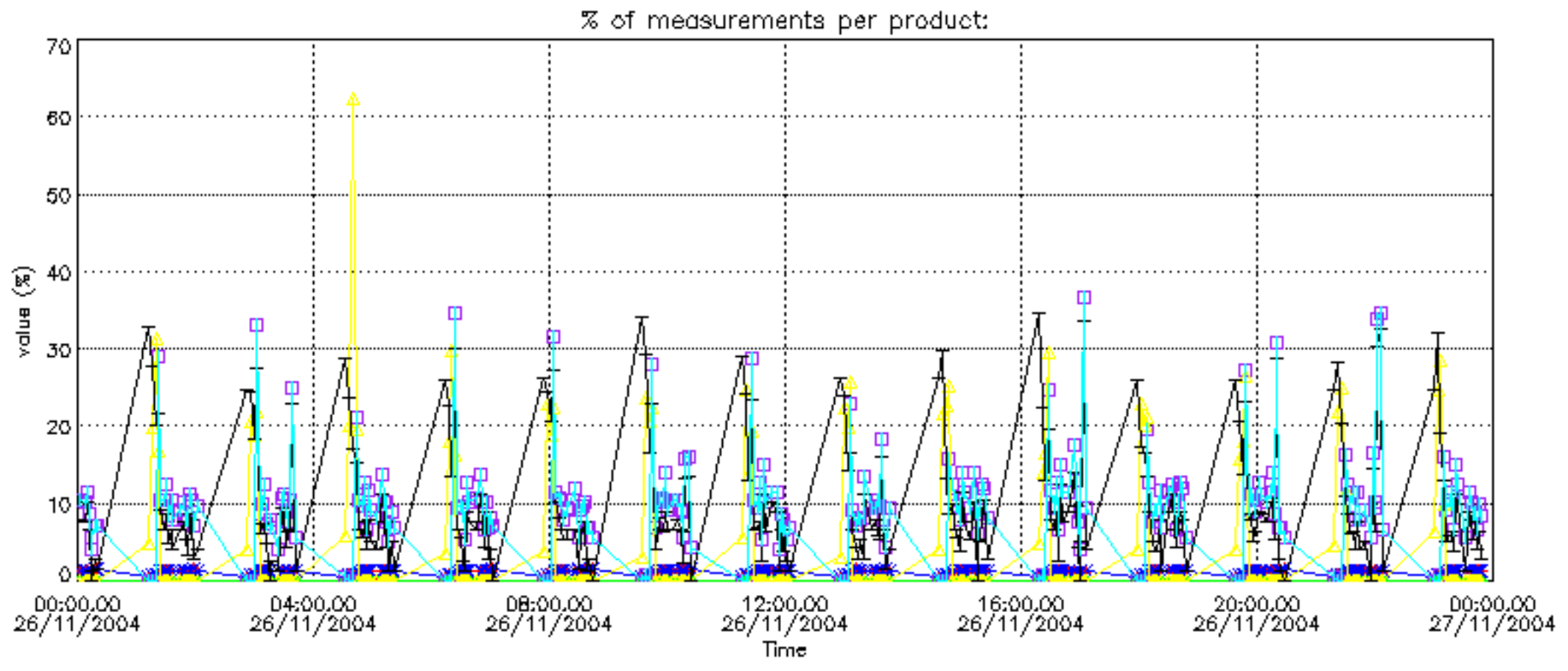
Percentage of flagged data per NO2 profile



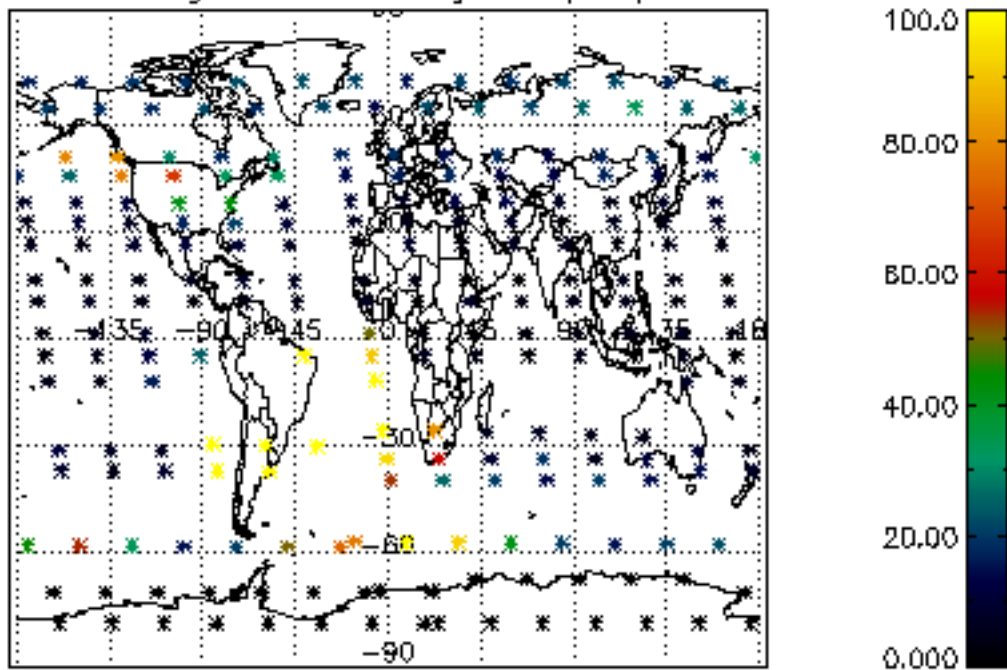
Percentage of flagged data per NO3 profile



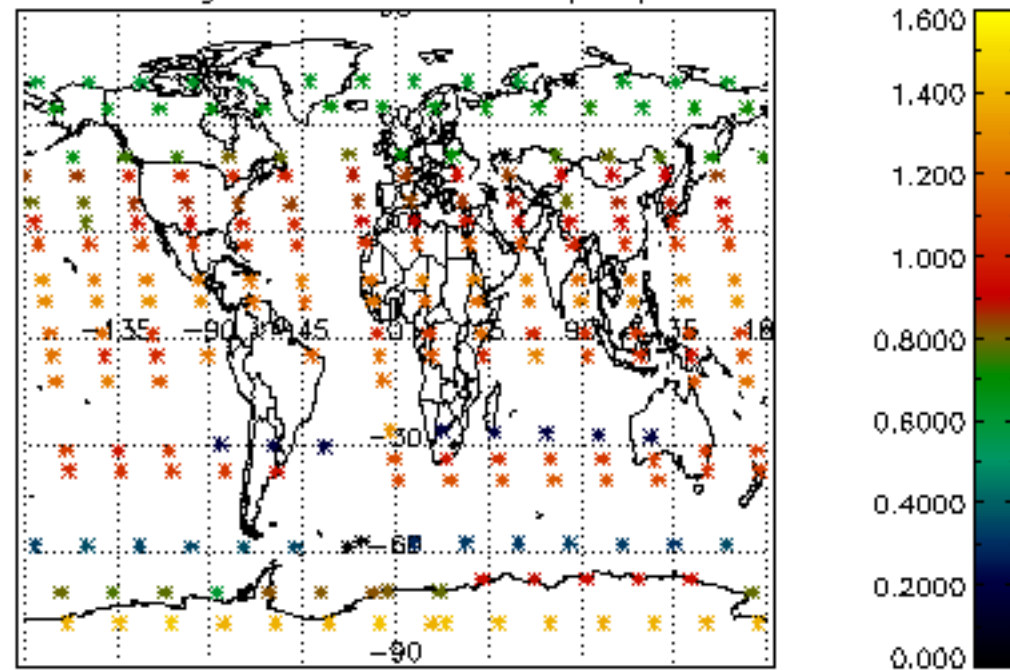




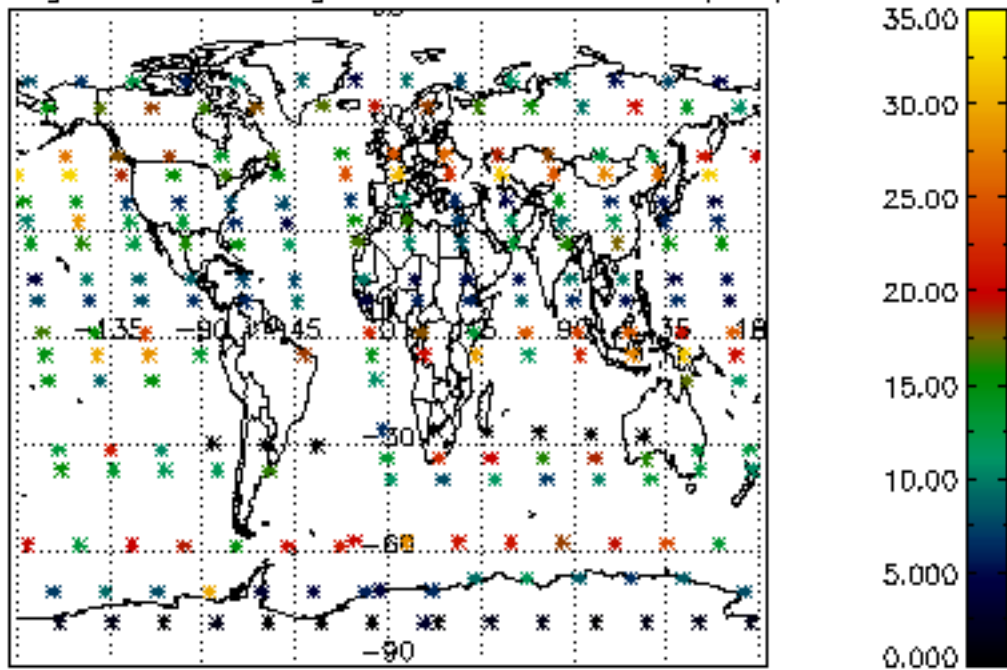
Percentage of cosmic ray hits per profile



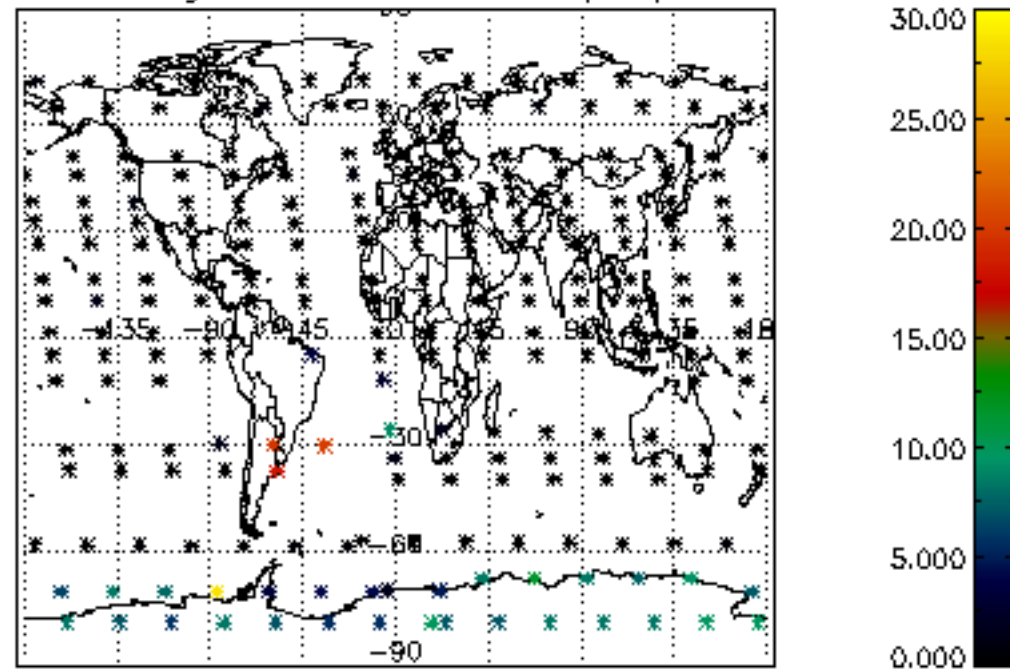
Percentage of datation errors per profile



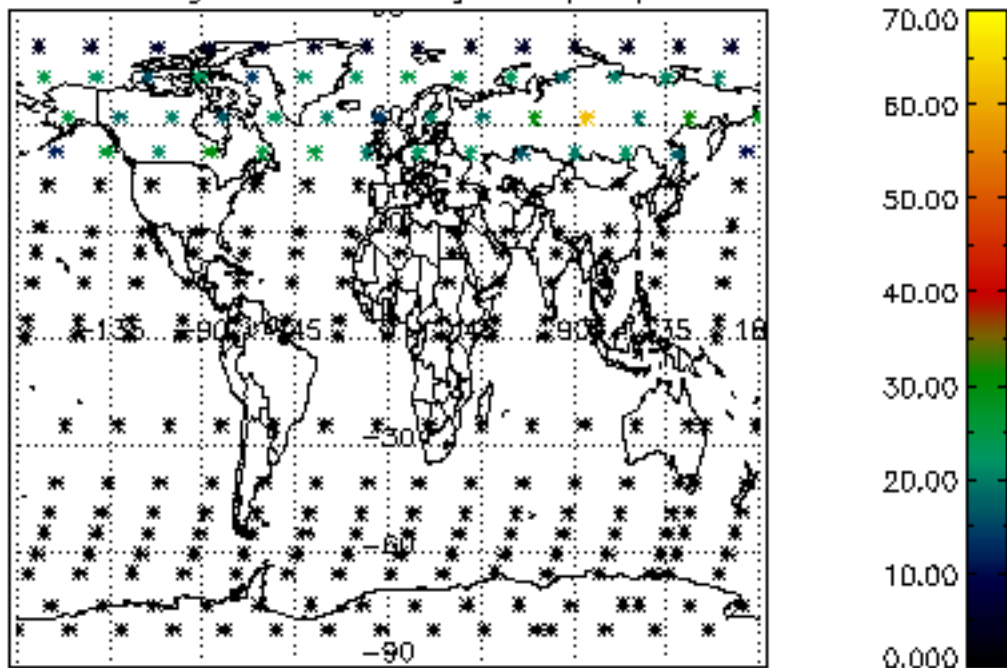
Percentage of star falling outside central band per profile



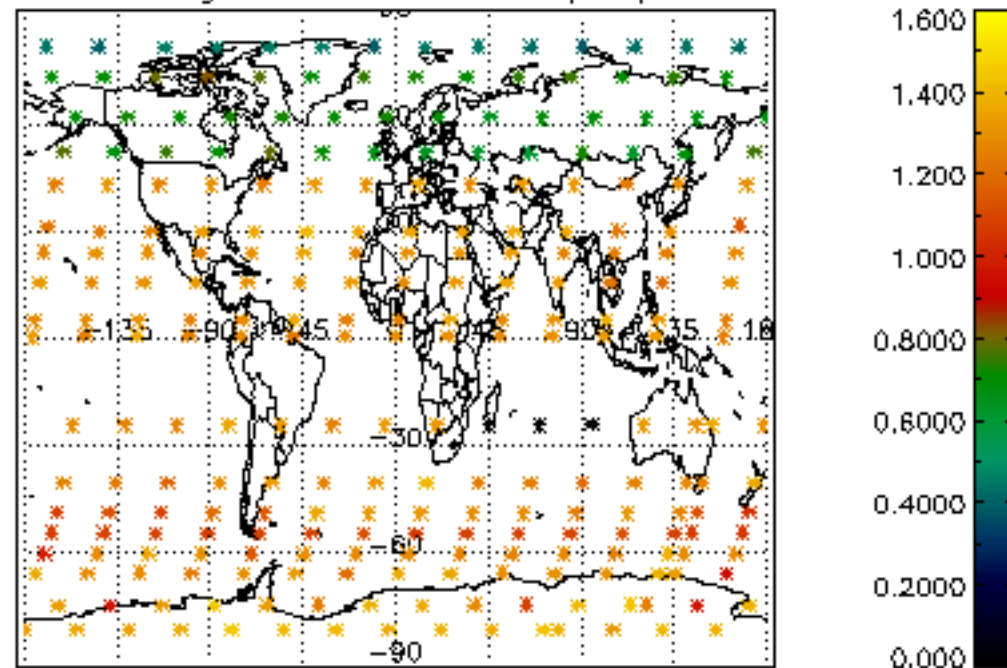
Percentage of saturation errors per profile



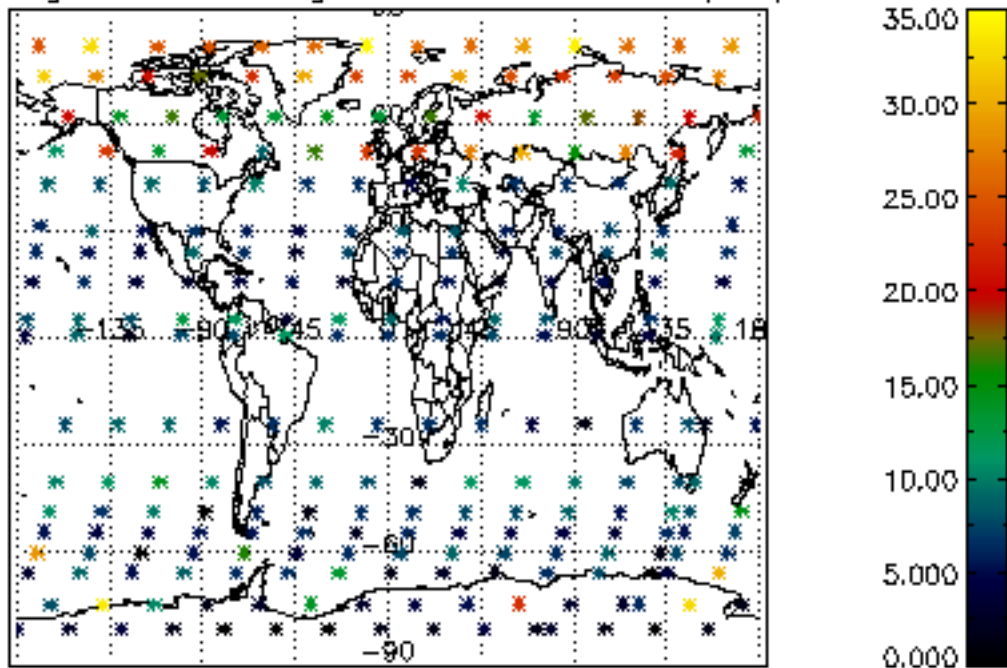
Percentage of cosmic ray hits per profile



Percentage of datation errors per profile



Percentage of star falling outside central band per profile



Percentage of saturation errors per profile

