

GOMOS Level 2 Daily Report

SUMMARY

[1. General Info](#)

[2. Summary of processed GOM_NL_2P products](#)

[3. Level 2 Quality information per product](#)

[3.1 Plot of level 2 quality information per product \(time dependant\)](#)

[3.2 Plot of level 2 quality information per product \(world map\)](#)

[4. Level 1 Quality information per product \(stored on level 2 products\)](#)

[4.1 Plot of level 1 quality information per product \(time dependant\)](#)

[4.1.1 Plot of level 1 quality information per product \(time dependant\): ASCENDING](#)

[4.1.2 Plot of level 1 quality information per product \(time dependant\): DESCENDING](#)

[4.2 Plot of level 1 quality information per product \(world map\)](#)

[4.2.1 Plot of level 1 quality information per product \(world map\): ASCENDING](#)

[4.2.2 Plot of level 1 quality information per product \(world map\): DESCENDING](#)

[5. Ozone profiles based on quality statistics and other trace gas profiles](#)

[5.1 Ozone statistics based on quality of products](#)

[5.2 Plot ozone profiles for all STD \(dark without errors\)](#)

[5.3 Plot ozone profiles where STD < 20% \(dark without errors\)](#)

[5.4. Plot ozone profiles where STD < 10% \(dark without errors\)](#)

[5.5. Plot ozone profiles where STD < 5% \(dark without errors\)](#)

[5.6 Plot NO2 profiles for all STD \(dark without errors\)](#)

[5.7 Plot NO3 profiles for all STD \(dark without errors\)](#)

[5.8 Plot H2O profiles \(only for occultations of stars 1,2,3,4,13,14,16,26,63 dark without errors\) for all STD](#)

[6. Auxiliary Data Files used for the production reported in section 2](#)

This report presents the daily analysis on parameters extracted from GOMOS level 2 data (GOM_NL__2P). It is intended to monitor some important parameters that will impact the quality of these products. A list of level 2 products (and content) that have arrived during the reporting day to the PCF is also given.

Item	Value
Time of report generation	22APR2013 08:39:02
Data source version	GOMOS/6.01
Start time of products	25-11-2004 (25NOV2004 00:00:00)
Stop time of products	26-11-2004 (26NOV2004 00:00:00)
Store outputs in DB	Yes
Nb of level 2 prods	483
Nb of prods with errors	0

2. Summary of processed GOM_NL__2P products.

Nr	Filename	UTC Start time	Limb	Duration	Star Id	Star Name	Star Mag	Star Temp	Nb Meas	Orbit	Prod. error
1	GOM_NL__2PRFIN20041125_000243_000001172032_00231_14313_6483.N1	25-NOV-2004 00:02:43	Straylight	116.50	1	9Alp CMa	-1.4400	11000.	233	14313	No
2	GOM_NL__2PRFIN20041125_000642_000000772032_00231_14313_6484.N1	25-NOV-2004 00:06:42	Straylight	77.000	7	19Bet Ori	0.10000	14000.	154	14313	No
3	GOM_NL__2PRFIN20041125_001017_000000802032_00231_14313_6485.N1	25-NOV-2004 00:10:17	Twilight_stray	80.000	30	46Eps Ori	1.6940	30000.	160	14313	No
4	GOM_NL__2PRFIN20041125_001525_000000382032_00231_14313_6486.N1	25-NOV-2004 00:15:25	Bright	37.500	105	6Bet Ari	2.6450	8900.0	75	14313	No
5	GOM_NL__2PRFIN20041125_001911_000000372032_00231_14313_6487.N1	25-NOV-2004 00:19:11	Bright	36.500	173	4Bet Tri	3.0040	8900.0	73	14313	No
6	GOM_NL__2PRFIN20041125_002055_000000382032_00231_14313_6488.N1	25-NOV-2004 00:20:55	Bright	38.000	79	26Bet Per	2.3100	13100.	76	14313	No
7	GOM_NL__2PRFIN20041125_002321_000000392032_00231_14313_6489.N1	25-NOV-2004 00:23:21	Bright	38.500	175	39Del Per	3.0100	19400.	77	14313	No
8	GOM_NL__2PRFIN20041125_002605_000000402032_00231_14313_6490.N1	25-NOV-2004 00:26:05	Bright	39.500	68	18Alp Cas	2.2250	4500.0	79	14313	No
9	GOM_NL__2PRFIN20041125_002718_000000372032_00231_14313_6491.N1	25-NOV-2004 00:27:18	Bright	37.000	74	11Bet Cas	2.2680	6600.0	74	14313	No
10	GOM_NL__2PRFIN20041125_003423_000000382032_00231_14313_6492.N1	25-NOV-2004 00:34:23	Bright	38.000	49	1Alp UMi	1.9900	6300.0	76	14313	No
11	GOM_NL__2PRFIN20041125_003859_000000382032_00231_14313_6493.N1	25-NOV-2004 00:38:59	Bright	38.000	60	7Bet UMi	2.0810	3950.0	76	14313	No
12	GOM_NL__2PRFIN20041125_004118_000000412032_00231_14313_6494.N1	25-NOV-2004 00:41:18	Bright	41.000	119	14Eta Dra	2.7270	4700.0	82	14313	No
13	GOM_NL__2PRFIN20041125_004309_000000452032_00231_14313_6495.N1	25-NOV-2004 00:43:09	Bright	44.500	82	48Bet UMa	2.3650	10600.	89	14313	No
14	GOM_NL__2PRFIN20041125_004442_000000362032_00231_14313_6496.N1	25-NOV-2004 00:44:42	Bright	36.000	55	79Zet UMa	2.0600	10200.	72	14313	No
15	GOM_NL__2PRFIN20041125_004616_000000372032_00231_14313_6497.N1	25-NOV-2004 00:46:16	Bright	37.000	39	85Eta UMa	1.8540	24000.	74	14313	No
16	GOM_NL__2PRFIN20041125_004902_000000512032_00231_14313_6498.N1	25-NOV-2004 00:49:02	Bright	51.000	180	27Gam Boo	3.0400	8000.0	102	14313	No
17	GOM_NL__2PRFIN20041125_005202_000000362032_00231_14313_6499.N1	25-NOV-2004 00:52:02	Bright	36.000	83		2.3780	11000.	72	14313	No
18	GOM_NL__2PRFIN20041125_005432_000000362032_00231_14313_6500.N1	25-NOV-2004 00:54:32	Bright	36.000	3	16Alp Boo	-0.050000	4250.0	72	14313	No
19	GOM_NL__2PRFIN20041125_005728_000000852032_00231_14313_6501.N1	25-NOV-2004 00:57:28	Bright	85.000	96	68Del Leo	2.5600	9300.0	170	14313	No
20	GOM_NL__2PRFIN20041125_010100_000001612032_00231_14313_6502.N1	25-NOV-2004 01:01:00	Twilight_stray	160.50	51	41Gam1Leo	2.0100	4500.0	321	14313	No
21	GOM_NL__2PRFIN20041125_010823_000002272032_00231_14313_6503.N1	25-NOV-2004 01:08:23	Dark	227.00	22	32Alp Leo	1.3600	15200.	454	14313	No
22	GOM_NL__2PRFIN20041125_011433_000000392032_00231_14313_6504.N1	25-NOV-2004 01:14:33	Dark	39.000	64	Gam Cen	2.2000	10600.	78	14313	No
23	GOM_NL__2PRFIN20041125_011547_000000412032_00231_14313_6505.N1	25-NOV-2004 01:15:47	Dark	41.000	99	Del Cen	2.5750	26000.	82	14313	No
24	GOM_NL__2PRFIN20041125_011707_000000402032_00231_14313_6506.N1	25-NOV-2004 01:17:07	Dark	40.000	20	Bet Cru	1.2530	30000.	80	14313	No
25	GOM_NL__2PRFIN20041125_011817_000000442032_00232_14314_6476.N1	25-NOV-2004 01:18:17	Dark	44.000	12	Alp1Cru	0.77500	30000.	88	14314	No
26	GOM_NL__2PRFIN20041125_012047_000000412032_00232_14314_6477.N1	25-NOV-2004 01:20:47	Dark	40.500	124	The Car	2.7640	30000.	81	14314	No
27	GOM_NL__2PRFIN20041125_012337_000000432032_00232_14314_6478.N1	25-NOV-2004 01:23:37	Dark	42.500	29	Bet Car	1.6720	10200.	85	14314	No
28	GOM_NL__2PRFIN20041125_012513_000000472032_00232_14314_6479.N1	25-NOV-2004 01:25:13	Dark	47.000	41	Eps Car	1.8600	4100.0	94	14314	No
29	GOM_NL__2PRFIN20041125_012650_000000512032_00232_14314_6480.N1	25-NOV-2004 01:26:50	Dark	51.000	34	Gam2Vel	1.7930	23000.	102	14314	No
30	GOM_NL__2PRFIN20041125_012820_000000592032_00232_14314_6481.N1	25-NOV-2004 01:28:20	Dark	58.500	70	Zet Pup	2.2460	39000.	117	14314	No
31	GOM_NL__2PRFIN20041125_013041_000000532032_00232_14314_6482.N1	25-NOV-2004 01:30:41	Dark	53.000	2	Alp Car	-0.73600	7000.0	106	14314	No
32	GOM_NL__2PRFIN20041125_013603_000000812032_00232_14314_6483.N1	25-NOV-2004 01:36:03	Dark	81.000	23	21Eps CMa	1.5020	26000.	162	14314	No
33	GOM_NL__2PRFIN20041125_013828_000000402032_00232_14314_6484.N1	25-NOV-2004 01:38:28	Straylight	39.500	157	The1Eri	2.9060	9300.0	79	14314	No
34	GOM_NL__2PRFIN20041125_014319_000001302032_00232_14314_6485.N1	25-NOV-2004 01:43:19	Straylight	130.00	1	9Alp CMa	-1.4400	11000.	260	14314	No
35	GOM_NL__2PRFIN20041125_014717_000000722032_00232_14314_6486.N1	25-NOV-2004 01:47:17	Straylight	71.500	7	19Bet Ori	0.10000	14000.	143	14314	No
36	GOM_NL__2PRFIN20041125_015051_000000752032_00232_14314_6487.N1	25-NOV-2004 01:50:51	Twilight_stray	75.000	30	46Eps Ori	1.6940	30000.	150	14314	No
37	GOM_NL__2PRFIN20041125_015601_000000392032_00232_14314_6488.N1	25-NOV-2004 01:56:01	Bright	38.500	105	6Bet Ari	2.6450	8900.0	77	14314	No
38	GOM_NL__2PRFIN20041125_015947_000000372032_00232_14314_6489.N1	25-NOV-2004 01:59:47	Bright	37.000	173	4Bet Tri	3.0040	8900.0	74	14314	No
39	GOM_NL__2PRFIN20041125_020131_000000392032_00232_14314_6490.N1	25-NOV-2004 02:01:31	Bright	38.500	79	26Bet Per	2.3100	13100.	77	14314	No
40	GOM_NL__2PRFIN20041125_020355_000000412032_00232_14314_6491.N1	25-NOV-2004 02:03:55	Bright	41.000	175	39Del Per	3.0100	19400.	82	14314	No
41	GOM_NL__2PRFIN20041125_020641_000000392032_00232_14314_6492.N1	25-NOV-2004 02:06:41	Bright	39.000	68	18Alp Cas	2.2250	4500.0	78	14314	No
42	GOM_NL__2PRFIN20041125_020754_000000392032_00232_14314_6493.N1	25-NOV-2004 02:07:54	Bright	38.500	74	11Bet Cas	2.2680	6600.0	77	14314	No

43	GOM_NL__2PRFIN20041125_021459_000000352032_00232_14314_6494.N1	25-NOV-2004 02:14:59	Bright	35.000	49	1Alp UMi	1.9900	6300.0	70	14314	No
44	GOM_NL__2PRFIN20041125_021935_000000392032_00232_14314_6495.N1	25-NOV-2004 02:19:35	Bright	39.000	60	7Bet UMi	2.0810	3950.0	78	14314	No
45	GOM_NL__2PRFIN20041125_022154_000000412032_00232_14314_6496.N1	25-NOV-2004 02:21:54	Bright	41.000	119	14Eta Dra	2.7270	4700.0	82	14314	No
46	GOM_NL__2PRFIN20041125_022344_000000452032_00232_14314_6497.N1	25-NOV-2004 02:23:44	Bright	45.000	82	48Bet UMa	2.3650	10600.	90	14314	No
47	GOM_NL__2PRFIN20041125_022518_000000412032_00232_14314_6498.N1	25-NOV-2004 02:25:18	Bright	40.500	55	79Zet UMa	2.0600	10200.	81	14314	No
48	GOM_NL__2PRFIN20041125_022652_000000402032_00232_14314_6499.N1	25-NOV-2004 02:26:52	Bright	39.500	39	85Eta UMa	1.8540	24000.	79	14314	No
49	GOM_NL__2PRFIN20041125_022939_000000462032_00232_14314_6500.N1	25-NOV-2004 02:29:39	Bright	45.500	180	27Gam Boo	3.0400	8000.0	91	14314	No
50	GOM_NL__2PRFIN20041125_023238_000000372032_00232_14314_6501.N1	25-NOV-2004 02:32:38	Bright	37.000	83		2.3780	11000.	74	14314	No
51	GOM_NL__2PRFIN20041125_023508_000000362032_00232_14314_6502.N1	25-NOV-2004 02:35:08	Bright	35.500	3	16Alp Boo	-0.050000	4250.0	71	14314	No
52	GOM_NL__2PRFIN20041125_023805_000000612032_00232_14314_6503.N1	25-NOV-2004 02:38:05	Bright	60.500	96	68Del Leo	2.5600	9300.0	121	14314	No
53	GOM_NL__2PRFIN20041125_024138_000001322032_00232_14314_6504.N1	25-NOV-2004 02:41:38	Tw_i_and_stray	131.50	51	41Gam1Leo	2.0100	4500.0	263	14314	No
54	GOM_NL__2PRFIN20041125_024903_000002472032_00232_14314_6505.N1	25-NOV-2004 02:49:03	Dark	246.50	22	32Alp Leo	1.3600	15200.	493	14314	No
55	GOM_NL__2PRFIN20041125_025510_000000432032_00232_14314_6506.N1	25-NOV-2004 02:55:10	Dark	42.500	64	Gam Cen	2.2000	10600.	85	14314	No
56	GOM_NL__2PRFIN20041125_025624_000000412032_00232_14314_6507.N1	25-NOV-2004 02:56:24	Dark	41.000	99	Del Cen	2.5750	26000.	82	14314	No
57	GOM_NL__2PRFIN20041125_025743_000000512032_00232_14314_6508.N1	25-NOV-2004 02:57:43	Dark	51.000	20	Bet Cru	1.2530	30000.	102	14314	No
58	GOM_NL__2PRFIN20041125_025854_000000402032_00233_14315_6476.N1	25-NOV-2004 02:58:54	Dark	39.500	12	Alp1Cru	0.77500	30000.	79	14315	No
59	GOM_NL__2PRFIN20041125_030123_000000402032_00233_14315_6477.N1	25-NOV-2004 03:01:23	Dark	39.500	124	The Car	2.7640	30000.	79	14315	No
60	GOM_NL__2PRFIN20041125_030550_000000462032_00233_14315_6478.N1	25-NOV-2004 03:05:50	Dark	46.000	41	Eps Car	1.8600	4100.0	92	14315	No
61	GOM_NL__2PRFIN20041125_030727_000000522032_00233_14315_6479.N1	25-NOV-2004 03:07:27	Dark	51.500	34	Gam2Vel	1.7930	23000.	103	14315	No
62	GOM_NL__2PRFIN20041125_030857_000000592032_00233_14315_6480.N1	25-NOV-2004 03:08:57	Dark	58.500	70	Zet Pup	2.2460	39000.	117	14315	No
63	GOM_NL__2PRFIN20041125_031117_000000592032_00233_14315_6481.N1	25-NOV-2004 03:11:17	Dark	59.000	2	Alp Car	-0.73600	7000.0	118	14315	No
64	GOM_NL__2PRFIN20041125_031639_000000722032_00233_14315_6482.N1	25-NOV-2004 03:16:39	Dark	71.500	23	21Eps CMa	1.5020	26000.	143	14315	No
65	GOM_NL__2PRFIN20041125_031904_000000412032_00233_14315_6483.N1	25-NOV-2004 03:19:04	Straylight	40.500	157	The1Eri	2.9060	9300.0	81	14315	No
66	GOM_NL__2PRFIN20041125_032355_000001082032_00233_14315_6484.N1	25-NOV-2004 03:23:55	Straylight	108.00	1	9Alp CMa	-1.4400	11000.	216	14315	No
67	GOM_NL__2PRFIN20041125_032753_000000742032_00233_14315_6485.N1	25-NOV-2004 03:27:53	Straylight	73.500	7	19Bet Ori	0.10000	14000.	147	14315	No
68	GOM_NL__2PRFIN20041125_033127_000000822032_00233_14315_6486.N1	25-NOV-2004 03:31:27	Tw_i_and_stray	81.500	30	46Eps Ori	1.6940	30000.	163	14315	No
69	GOM_NL__2PRFIN20041125_033424_000000772032_00233_14315_6487.N1	25-NOV-2004 03:34:24	Bright	77.000	27	24Gam Ori	1.6360	26000.	154	14315	No
70	GOM_NL__2PRFIN20041125_033713_000000422032_00233_14315_6488.N1	25-NOV-2004 03:37:13	Bright	41.500	50	13Alp Ari	2.0070	4250.0	83	14315	No
71	GOM_NL__2PRFIN20041125_034023_000000372032_00233_14315_6489.N1	25-NOV-2004 03:40:23	Bright	37.000	173	4Bet Tri	3.0040	8900.0	74	14315	No
72	GOM_NL__2PRFIN20041125_034207_000000372032_00233_14315_6490.N1	25-NOV-2004 03:42:07	Bright	37.000	79	26Bet Per	2.3100	13100.	74	14315	No
73	GOM_NL__2PRFIN20041125_034432_000000392032_00233_14315_6491.N1	25-NOV-2004 03:44:32	Bright	39.000	175	39Del Per	3.0100	19400.	78	14315	No
74	GOM_NL__2PRFIN20041125_034716_000000392032_00233_14315_6492.N1	25-NOV-2004 03:47:16	Bright	38.500	68	18Alp Cas	2.2250	4500.0	77	14315	No
75	GOM_NL__2PRFIN20041125_034830_000000402032_00233_14315_6493.N1	25-NOV-2004 03:48:30	Bright	40.000	74	11Bet Cas	2.2680	6600.0	80	14315	No
76	GOM_NL__2PRFIN20041125_035536_000000382032_00233_14315_6494.N1	25-NOV-2004 03:55:36	Bright	38.000	49	1Alp UMi	1.9900	6300.0	76	14315	No
77	GOM_NL__2PRFIN20041125_040010_000000402032_00233_14315_6495.N1	25-NOV-2004 04:00:10	Bright	40.000	60	7Bet UMi	2.0810	3950.0	80	14315	No
78	GOM_NL__2PRFIN20041125_040230_000000412032_00233_14315_6496.N1	25-NOV-2004 04:02:30	Bright	41.000	119	14Eta Dra	2.7270	4700.0	82	14315	No
79	GOM_NL__2PRFIN20041125_040419_000000452032_00233_14315_6497.N1	25-NOV-2004 04:04:19	Bright	44.500	82	48Bet UMa	2.3650	10600.	89	14315	No
80	GOM_NL__2PRFIN20041125_040554_000000382032_00233_14315_6498.N1	25-NOV-2004 04:05:54	Bright	38.000	55	79Zet UMa	2.0600	10200.	76	14315	No
81	GOM_NL__2PRFIN20041125_040728_000000382032_00233_14315_6499.N1	25-NOV-2004 04:07:28	Bright	38.000	39	85Eta UMa	1.8540	24000.	76	14315	No
82	GOM_NL__2PRFIN20041125_041015_000000372032_00233_14315_6500.N1	25-NOV-2004 04:10:15	Bright	37.000	180	27Gam Boo	3.0400	8000.0	74	14315	No
83	GOM_NL__2PRFIN20041125_041314_000000362032_00233_14315_6501.N1	25-NOV-2004 04:13:14	Bright	36.000	83		2.3780	11000.	72	14315	No
84	GOM_NL__2PRFIN20041125_041544_000000352032_00233_14315_6502.N1	25-NOV-2004 04:15:44	Bright	35.000	3	16Alp Boo	-0.050000	4250.0	70	14315	No
85	GOM_NL__2PRFIN20041125_041842_000000632032_00233_14315_6503.N1	25-NOV-2004 04:18:42	Bright	62.500	96	68Del Leo	2.5600	9300.0	125	14315	No
86	GOM_NL__2PRFIN20041125_042216_000001312032_00233_14315_6504.N1	25-NOV-2004 04:22:16	Tw_i_and_stray	130.50	51	41Gam1Leo	2.0100	4500.0	261	14315	No
87	GOM_NL__2PRFIN20041125_042748_000000462032_00233_14315_6505.N1	25-NOV-2004 04:27:48	Tw_i_and_stray	46.000	163	7Del Crv	2.9450	11000.	92	14315	No
88	GOM_NL__2PRFIN20041125_042943_000002512032_00233_14315_6506.N1	25-NOV-2004 04:29:43	Dark	250.50	22	32Alp Leo	1.3600	15200.	501	14315	No
89	GOM_NL__2PRFIN20041125_043546_000000422032_00233_14315_6507.N1	25-NOV-2004 04:35:46	Dark	42.000	64	Gam Cen	2.2000	10600.	84	14315	No
90	GOM_NL__2PRFIN20041125_043700_000000442032_00233_14315_6508.N1	25-NOV-2004 04:37:00	Dark	44.000	99	Del Cen	2.5750	26000.	88	14315	No
91	GOM_NL__2PRFIN20041125_043820_000000412032_00233_14315_6509.N1	25-NOV-2004 04:38:20	Dark	41.000	20	Bet Cru	1.2530	30000.	82	14315	No
92	GOM_NL__2PRFIN20041125_043930_000000492032_00234_14316_6476.N1	25-NOV-2004 04:39:30	Dark	49.000	12	Alp1Cru	0.77500	30000.	98	14316	No
93	GOM_NL__2PRFIN20041125_044200_000000382032_00234_14316_6477.N1	25-NOV-2004 04:42:00	Dark	38.000	124	The Car	2.7640	30000.	76	14316	No
94	GOM_NL__2PRFIN20041125_044627_000000432032_00234_14316_6478.N1	25-NOV-2004 04:46:27	Dark	42.500	41	Eps Car	1.8600	4100.0	85	14316	No
95	GOM_NL__2PRFIN20041125_044804_000000502032_00234_14316_6479.N1	25-NOV-2004 04:48:04	Dark	50.000	34	Gam2Vel	1.7930	23000.	100	14316	No
96	GOM_NL__2PRFIN20041125_044935_000000592032_00234_14316_6480.N1	25-NOV-2004 04:49:35	Dark	58.500	70	Zet Pup	2.2460	39000.	117	14316	No
97	GOM_NL__2PRFIN20041125_045154_000000592032_00234_14316_6481.N1	25-NOV-2004 04:51:54	Dark	58.500	2	Alp Car	-0.73600	7000.0	117	14316	No
98	GOM_NL__2PRFIN20041125_045715_000000802032_00234_14316_6482.N1	25-NOV-2004 04:57:15	Dark	80.000	23	21Eps CMa	1.5020	26000.	160	14316	No
99	GOM_NL__2PRFIN20041125_045941_000000382032_00234_14316_6483.N1	25-NOV-2004 04:59:41	Straylight	37.500	157	The1Eri	2.9060	9300.0	75	14316	No
100	GOM_NL__2PRFIN20041125_050431_000001142032_00234_14316_6484.N1	25-NOV-2004 05:04:31	Straylight	114.00	1	9Alp CMa	-1.4400	11000.	228	14316	No
101	GOM_NL__2PRFIN20041125_050831_000000692032_00234_14316_6485.N1	25-NOV-2004 05:08:31	Straylight	68.500	7	19Bet Ori	0.10000	14000.	137	14316	No

102	GOM_NL__2PRFIN20041125_051202_000000792032_00234_14316_6486.N1	25-NOV-2004 05:12:02	Twilight	78.500	30	46Eps Ori	1.6940	30000.	157	14316	No
103	GOM_NL__2PRFIN20041125_051459_000000752032_00234_14316_6487.N1	25-NOV-2004 05:14:59	Bright	74.500	27	24Gam Ori	1.6360	26000.	149	14316	No
104	GOM_NL__2PRFIN20041125_051750_000000412032_00234_14316_6488.N1	25-NOV-2004 05:17:50	Bright	40.500	50	13Alp Ari	2.0070	4250.0	81	14316	No
105	GOM_NL__2PRFIN20041125_052059_000000372032_00234_14316_6489.N1	25-NOV-2004 05:20:59	Bright	36.500	173	4Bet Tri	3.0040	8900.0	73	14316	No
106	GOM_NL__2PRFIN20041125_052243_000000392032_00234_14316_6490.N1	25-NOV-2004 05:22:43	Bright	39.000	79	26Bet Per	2.3100	13100.	78	14316	No
107	GOM_NL__2PRFIN20041125_052508_000000402032_00234_14316_6491.N1	25-NOV-2004 05:25:08	Bright	39.500	175	39Del Per	3.0100	19400.	79	14316	No
108	GOM_NL__2PRFIN20041125_052753_000000392032_00234_14316_6492.N1	25-NOV-2004 05:27:53	Bright	39.000	68	18Alp Cas	2.2250	4500.0	78	14316	No
109	GOM_NL__2PRFIN20041125_052908_000000392032_00234_14316_6493.N1	25-NOV-2004 05:29:08	Bright	39.000	74	11Bet Cas	2.2680	6600.0	78	14316	No
110	GOM_NL__2PRFIN20041125_053612_000000382032_00234_14316_6494.N1	25-NOV-2004 05:36:12	Bright	38.000	49	1Alp UMi	1.9900	6300.0	76	14316	No
111	GOM_NL__2PRFIN20041125_054046_000000402032_00234_14316_6495.N1	25-NOV-2004 05:40:46	Bright	40.000	60	7Bet UMi	2.0810	3950.0	80	14316	No
112	GOM_NL__2PRFIN20041125_054309_000000402032_00234_14316_6496.N1	25-NOV-2004 05:43:09	Bright	40.000	119	14Eta Dra	2.7270	4700.0	80	14316	No
113	GOM_NL__2PRFIN20041125_054455_000000462032_00234_14316_6497.N1	25-NOV-2004 05:44:55	Bright	46.000	82	48Bet UMa	2.3650	10600.	92	14316	No
114	GOM_NL__2PRFIN20041125_054630_000000392032_00234_14316_6498.N1	25-NOV-2004 05:46:30	Bright	38.500	55	79Zet UMa	2.0600	10200.	77	14316	No
115	GOM_NL__2PRFIN20041125_054805_000000362032_00234_14316_6499.N1	25-NOV-2004 05:48:05	Bright	36.000	39	85Eta UMa	1.8540	24000.	72	14316	No
116	GOM_NL__2PRFIN20041125_055052_000000352032_00234_14316_6500.N1	25-NOV-2004 05:50:52	Bright	35.000	180	27Gam Boo	3.0400	8000.0	70	14316	No
117	GOM_NL__2PRFIN20041125_055351_000000362032_00234_14316_6501.N1	25-NOV-2004 05:53:51	Bright	35.500	83		2.3780	11000.	71	14316	No
118	GOM_NL__2PRFIN20041125_055621_000000362032_00234_14316_6502.N1	25-NOV-2004 05:56:21	Bright	35.500	3	16Alp Boo	-0.050000	4250.0	71	14316	No
119	GOM_NL__2PRFIN20041125_055917_000000622032_00234_14316_6503.N1	25-NOV-2004 05:59:17	Bright	62.000	96	68Del Leo	2.5600	9300.0	124	14316	No
120	GOM_NL__2PRFIN20041125_060253_000001342032_00234_14316_6504.N1	25-NOV-2004 06:02:53	Twilight	133.50	51	41Gam1Leo	2.0100	4500.0	267	14316	No
121	GOM_NL__2PRFIN20041125_060826_000000452032_00234_14316_6505.N1	25-NOV-2004 06:08:26	Twilight	44.500	163	7Del Crv	2.9450	11000.	89	14316	No
122	GOM_NL__2PRFIN20041125_061024_000002442032_00234_14316_6506.N1	25-NOV-2004 06:10:24	Dark	243.50	22	32Alp Leo	1.3600	15200.	487	14316	No
123	GOM_NL__2PRFIN20041125_061623_000000442032_00234_14316_6507.N1	25-NOV-2004 06:16:23	Dark	43.500	64	Gam Cen	2.2000	10600.	87	14316	No
124	GOM_NL__2PRFIN20041125_061737_000000402032_00234_14316_6508.N1	25-NOV-2004 06:17:37	Dark	40.000	99	Del Cen	2.5750	26000.	80	14316	No
125	GOM_NL__2PRFIN20041125_061856_000000432032_00234_14316_6509.N1	25-NOV-2004 06:18:56	Dark	42.500	20	Bet Cru	1.2530	30000.	85	14316	No
126	GOM_NL__2PRFIN20041125_062007_000000442032_00235_14317_6476.N1	25-NOV-2004 06:20:07	Dark	44.000	12	Alp1Cru	0.77500	30000.	88	14317	No
127	GOM_NL__2PRFIN20041125_062237_000000392032_00235_14317_6477.N1	25-NOV-2004 06:22:37	Dark	39.000	124	The Car	2.7640	30000.	78	14317	No
128	GOM_NL__2PRFIN20041125_062703_000000572032_00235_14317_6478.N1	25-NOV-2004 06:27:03	Dark	56.500	41	Eps Car	1.8600	4100.0	113	14317	No
129	GOM_NL__2PRFIN20041125_062841_000000512032_00235_14317_6479.N1	25-NOV-2004 06:28:41	Dark	50.500	34	Gam2Vel	1.7930	23000.	101	14317	No
130	GOM_NL__2PRFIN20041125_063012_000000582032_00235_14317_6480.N1	25-NOV-2004 06:30:12	Dark	57.500	70	Zet Pup	2.2460	39000.	115	14317	No
131	GOM_NL__2PRFIN20041125_063231_000000522032_00235_14317_6481.N1	25-NOV-2004 06:32:31	Dark	52.000	2	Alp Car	-0.73600	7000.0	104	14317	No
132	GOM_NL__2PRFIN20041125_063750_000000792032_00235_14317_6482.N1	25-NOV-2004 06:37:50	Dark	79.000	23	21Eps CMa	1.5020	26000.	158	14317	No
133	GOM_NL__2PRFIN20041125_064017_000000412032_00235_14317_6483.N1	25-NOV-2004 06:40:17	Straylight	40.500	157	The1Eri	2.9060	9300.0	81	14317	No
134	GOM_NL__2PRFIN20041125_064507_000001262032_00235_14317_6484.N1	25-NOV-2004 06:45:07	Straylight	125.50	1	9Alp CMa	-1.4400	11000.	251	14317	No
135	GOM_NL__2PRFIN20041125_064907_000000692032_00235_14317_6485.N1	25-NOV-2004 06:49:07	Straylight	69.000	7	19Bet Ori	0.10000	14000.	138	14317	No
136	GOM_NL__2PRFIN20041125_065236_000000732032_00235_14317_6486.N1	25-NOV-2004 06:52:36	Twilight	72.500	30	46Eps Ori	1.6940	30000.	145	14317	No
137	GOM_NL__2PRFIN20041125_065534_000000692032_00235_14317_6487.N1	25-NOV-2004 06:55:34	Bright	69.000	27	24Gam Ori	1.6360	26000.	138	14317	No
138	GOM_NL__2PRFIN20041125_065826_000000402032_00235_14317_6488.N1	25-NOV-2004 06:58:26	Bright	39.500	50	13Alp Ari	2.0070	4250.0	79	14317	No
139	GOM_NL__2PRFIN20041125_070136_000000362032_00235_14317_6489.N1	25-NOV-2004 07:01:36	Bright	35.500	173	4Bet Tri	3.0040	8900.0	71	14317	No
140	GOM_NL__2PRFIN20041125_070319_000000402032_00235_14317_6490.N1	25-NOV-2004 07:03:19	Bright	39.500	79	26Bet Per	2.3100	13100.	79	14317	No
141	GOM_NL__2PRFIN20041125_070543_000000392032_00235_14317_6491.N1	25-NOV-2004 07:05:43	Bright	38.500	175	39Del Per	3.0100	19400.	77	14317	No
142	GOM_NL__2PRFIN20041125_070830_000000392032_00235_14317_6492.N1	25-NOV-2004 07:08:30	Bright	39.000	68	18Alp Cas	2.2250	4500.0	78	14317	No
143	GOM_NL__2PRFIN20041125_070944_000000392032_00235_14317_6493.N1	25-NOV-2004 07:09:44	Bright	39.000	74	11Bet Cas	2.2680	6600.0	78	14317	No
144	GOM_NL__2PRFIN20041125_071648_000000342032_00235_14317_6494.N1	25-NOV-2004 07:16:48	Bright	34.000	49	1Alp UMi	1.9900	6300.0	68	14317	No
145	GOM_NL__2PRFIN20041125_072123_000000362032_00235_14317_6495.N1	25-NOV-2004 07:21:23	Bright	36.000	60	7Bet UMi	2.0810	3950.0	72	14317	No
146	GOM_NL__2PRFIN20041125_072345_000000392032_00235_14317_6496.N1	25-NOV-2004 07:23:45	Bright	39.000	119	14Eta Dra	2.7270	4700.0	78	14317	No
147	GOM_NL__2PRFIN20041125_072530_000000462032_00235_14317_6497.N1	25-NOV-2004 07:25:30	Bright	46.000	82	48Bet UMa	2.3650	10600.	92	14317	No
148	GOM_NL__2PRFIN20041125_072706_000000392032_00235_14317_6498.N1	25-NOV-2004 07:27:06	Bright	38.500	55	79Zet UMa	2.0600	10200.	77	14317	No
149	GOM_NL__2PRFIN20041125_072841_000000382032_00235_14317_6499.N1	25-NOV-2004 07:28:41	Bright	37.500	39	85Eta UMa	1.8540	24000.	75	14317	No
150	GOM_NL__2PRFIN20041125_073128_000000362032_00235_14317_6500.N1	25-NOV-2004 07:31:28	Bright	36.000	180	27Gam Boo	3.0400	8000.0	72	14317	No
151	GOM_NL__2PRFIN20041125_073427_000000362032_00235_14317_6501.N1	25-NOV-2004 07:34:27	Bright	35.500	83		2.3780	11000.	71	14317	No
152	GOM_NL__2PRFIN20041125_073657_000000362032_00235_14317_6502.N1	25-NOV-2004 07:36:57	Bright	35.500	3	16Alp Boo	-0.050000	4250.0	71	14317	No
153	GOM_NL__2PRFIN20041125_073954_000000662032_00235_14317_6503.N1	25-NOV-2004 07:39:54	Bright	66.000	96	68Del Leo	2.5600	9300.0	132	14317	No
154	GOM_NL__2PRFIN20041125_074331_000001412032_00235_14317_6504.N1	25-NOV-2004 07:43:31	Twilight	141.00	51	41Gam1Leo	2.0100	4500.0	282	14317	No
155	GOM_NL__2PRFIN20041125_074902_000000442032_00235_14317_6505.N1	25-NOV-2004 07:49:02	Twilight	44.000	163	7Del Crv	2.9450	11000.	88	14317	No
156	GOM_NL__2PRFIN20041125_075105_000002552032_00235_14317_6506.N1	25-NOV-2004 07:51:05	Dark	255.00	22	32Alp Leo	1.3600	15200.	510	14317	No
157	GOM_NL__2PRFIN20041125_075659_000000402032_00235_14317_6507.N1	25-NOV-2004 07:56:59	Dark	40.000	64	Gam Cen	2.2000	10600.	80	14317	No
158	GOM_NL__2PRFIN20041125_075813_000000392032_00235_14317_6508.N1	25-NOV-2004 07:58:13	Dark	38.500	99	Del Cen	2.5750	26000.	77	14317	No
159	GOM_NL__2PRFIN20041125_075933_000000472032_00235_14317_6509.N1	25-NOV-2004 07:59:33	Dark	47.000	20	Bet Cru	1.2530	30000.	94	14317	No
160	GOM_NL__2PRFIN20041125_080043_000000442032_00236_14318_6476.N1	25-NOV-2004 08:00:43	Dark	44.000	12	Alp1Cru	0.77500	30000.	88	14318	No

161	GOM_NL__2PRFIN20041125_080313_000000412032_00236_14318_6477.N1	25-NOV-2004 08:03:13	Dark	40.500	124	The Car	2.7640	30000.	81	14318	No
162	GOM_NL__2PRFIN20041125_080740_000000462032_00236_14318_6478.N1	25-NOV-2004 08:07:40	Dark	46.000	41	Eps Car	1.8600	4100.0	92	14318	No
163	GOM_NL__2PRFIN20041125_080918_000000592032_00236_14318_6479.N1	25-NOV-2004 08:09:18	Dark	59.000	34	Gam2Vel	1.7930	23000.	118	14318	No
164	GOM_NL__2PRFIN20041125_081049_000000582032_00236_14318_6480.N1	25-NOV-2004 08:10:49	Dark	58.000	70	Zet Pup	2.2460	39000.	116	14318	No
165	GOM_NL__2PRFIN20041125_081308_000000592032_00236_14318_6481.N1	25-NOV-2004 08:13:08	Dark	59.000	2	Alp Car	-0.73600	7000.0	118	14318	No
166	GOM_NL__2PRFIN20041125_081829_000000792032_00236_14318_6482.N1	25-NOV-2004 08:18:29	Dark	78.500	23	21Eps CMa	1.5020	26000.	157	14318	No
167	GOM_NL__2PRFIN20041125_082053_000000402032_00236_14318_6483.N1	25-NOV-2004 08:20:53	Straylight	40.000	157	The1Eri	2.9060	9300.0	80	14318	No
168	GOM_NL__2PRFIN20041125_082543_000001332032_00236_14318_6484.N1	25-NOV-2004 08:25:43	Straylight	132.50	1	9Alp CMa	-1.4400	11000.	265	14318	No
169	GOM_NL__2PRFIN20041125_082942_000000712032_00236_14318_6485.N1	25-NOV-2004 08:29:42	Straylight	70.500	7	19Bet Ori	0.10000	14000.	141	14318	No
170	GOM_NL__2PRFIN20041125_083311_000000782032_00236_14318_6486.N1	25-NOV-2004 08:33:11	Tw_i_and_stray	77.500	30	46Eps Ori	1.6940	30000.	155	14318	No
171	GOM_NL__2PRFIN20041125_083609_000000722032_00236_14318_6487.N1	25-NOV-2004 08:36:09	Bright	71.500	27	24Gam Ori	1.6360	26000.	143	14318	No
172	GOM_NL__2PRFIN20041125_083902_000000382032_00236_14318_6488.N1	25-NOV-2004 08:39:02	Bright	38.000	50	13Alp Ari	2.0070	4250.0	76	14318	No
173	GOM_NL__2PRFIN20041125_084212_000000372032_00236_14318_6489.N1	25-NOV-2004 08:42:12	Bright	36.500	173	4Bet Tri	3.0040	8900.0	73	14318	No
174	GOM_NL__2PRFIN20041125_084355_000000392032_00236_14318_6490.N1	25-NOV-2004 08:43:55	Bright	38.500	79	26Bet Per	2.3100	13100.	77	14318	No
175	GOM_NL__2PRFIN20041125_084619_000000392032_00236_14318_6491.N1	25-NOV-2004 08:46:19	Bright	38.500	175	39Del Per	3.0100	19400.	77	14318	No
176	GOM_NL__2PRFIN20041125_084906_000000392032_00236_14318_6492.N1	25-NOV-2004 08:49:06	Bright	38.500	68	18Alp Cas	2.2250	4500.0	77	14318	No
177	GOM_NL__2PRFIN20041125_085020_000000392032_00236_14318_6493.N1	25-NOV-2004 08:50:20	Bright	39.000	74	11Bet Cas	2.2680	6600.0	78	14318	No
178	GOM_NL__2PRFIN20041125_085724_000000382032_00236_14318_6494.N1	25-NOV-2004 08:57:24	Bright	38.000	49	1Alp UMi	1.9900	6300.0	76	14318	No
179	GOM_NL__2PRFIN20041125_090159_000000402032_00236_14318_6495.N1	25-NOV-2004 09:01:59	Bright	40.000	60	7Bet UMi	2.0810	3950.0	80	14318	No
180	GOM_NL__2PRFIN20041125_090421_000000392032_00236_14318_6496.N1	25-NOV-2004 09:04:21	Bright	38.500	119	14Eta Dra	2.7270	4700.0	77	14318	No
181	GOM_NL__2PRFIN20041125_090606_000000452032_00236_14318_6497.N1	25-NOV-2004 09:06:06	Bright	45.000	82	48Bet UMa	2.3650	10600.	90	14318	No
182	GOM_NL__2PRFIN20041125_090742_000000412032_00236_14318_6498.N1	25-NOV-2004 09:07:42	Bright	40.500	55	79Zet UMa	2.0600	10200.	81	14318	No
183	GOM_NL__2PRFIN20041125_090917_000000392032_00236_14318_6499.N1	25-NOV-2004 09:09:17	Bright	38.500	39	85Eta UMa	1.8540	24000.	77	14318	No
184	GOM_NL__2PRFIN20041125_091204_000000372032_00236_14318_6500.N1	25-NOV-2004 09:12:04	Bright	37.000	180	27Gam Boo	3.0400	8000.0	74	14318	No
185	GOM_NL__2PRFIN20041125_091503_000000362032_00236_14318_6501.N1	25-NOV-2004 09:15:03	Bright	36.000	83		2.3780	11000.	72	14318	No
186	GOM_NL__2PRFIN20041125_091733_000000352032_00236_14318_6502.N1	25-NOV-2004 09:17:33	Bright	35.000	3	16Alp Boo	-0.050000	4250.0	70	14318	No
187	GOM_NL__2PRFIN20041125_092031_000000632032_00236_14318_6503.N1	25-NOV-2004 09:20:31	Bright	63.000	96	68Del Leo	2.5600	9300.0	126	14318	No
188	GOM_NL__2PRFIN20041125_092409_000001392032_00236_14318_6504.N1	25-NOV-2004 09:24:09	Tw_i_and_stray	138.50	51	41Gam1Leo	2.0100	4500.0	277	14318	No
189	GOM_NL__2PRFIN20041125_092939_000000462032_00236_14318_6505.N1	25-NOV-2004 09:29:39	Tw_i_and_stray	45.500	163	7Del Crv	2.9450	11000.	91	14318	No
190	GOM_NL__2PRFIN20041125_093145_000002552032_00236_14318_6506.N1	25-NOV-2004 09:31:45	Dark	255.00	22	32Alp Leo	1.3600	15200.	510	14318	No
191	GOM_NL__2PRFIN20041125_093736_000000402032_00236_14318_6507.N1	25-NOV-2004 09:37:36	Dark	40.000	64	Gam Cen	2.2000	10600.	80	14318	No
192	GOM_NL__2PRFIN20041125_093850_000000412032_00236_14318_6508.N1	25-NOV-2004 09:38:50	Dark	40.500	99	Del Cen	2.5750	26000.	81	14318	No
193	GOM_NL__2PRFIN20041125_094009_000000402032_00236_14318_6509.N1	25-NOV-2004 09:40:09	Dark	40.000	20	Bet Cru	1.2530	30000.	80	14318	No
194	GOM_NL__2PRFIN20041125_094119_000000432032_00237_14319_6476.N1	25-NOV-2004 09:41:19	Dark	42.500	12	Alp1Cru	0.77500	30000.	85	14319	No
195	GOM_NL__2PRFIN20041125_094349_000000402032_00237_14319_6477.N1	25-NOV-2004 09:43:49	Dark	39.500	124	The Car	2.7640	30000.	79	14319	No
196	GOM_NL__2PRFIN20041125_094816_000000462032_00237_14319_6478.N1	25-NOV-2004 09:48:16	Dark	45.500	41	Eps Car	1.8600	4100.0	91	14319	No
197	GOM_NL__2PRFIN20041125_094954_000000522032_00237_14319_6479.N1	25-NOV-2004 09:49:54	Dark	51.500	34	Gam2Vel	1.7930	23000.	103	14319	No
198	GOM_NL__2PRFIN20041125_095125_000000622032_00237_14319_6480.N1	25-NOV-2004 09:51:25	Dark	61.500	70	Zet Pup	2.2460	39000.	123	14319	No
199	GOM_NL__2PRFIN20041125_095344_000000592032_00237_14319_6481.N1	25-NOV-2004 09:53:44	Dark	59.000	2	Alp Car	-0.73600	7000.0	118	14319	No
200	GOM_NL__2PRFIN20041125_095906_000000782032_00237_14319_6482.N1	25-NOV-2004 09:59:06	Dark	77.500	23	21Eps CMa	1.5020	26000.	155	14319	No
201	GOM_NL__2PRFIN20041125_100129_000000392032_00237_14319_6483.N1	25-NOV-2004 10:01:29	Straylight	39.000	157	The1Eri	2.9060	9300.0	78	14319	No
202	GOM_NL__2PRFIN20041125_100619_000001242032_00237_14319_6484.N1	25-NOV-2004 10:06:19	Straylight	123.50	1	9Alp CMa	-1.4400	11000.	247	14319	No
203	GOM_NL__2PRFIN20041125_101016_000000742032_00237_14319_6485.N1	25-NOV-2004 10:10:16	Straylight	74.000	7	19Bet Ori	0.10000	14000.	148	14319	No
204	GOM_NL__2PRFIN20041125_101349_000000752032_00237_14319_6486.N1	25-NOV-2004 10:13:49	Tw_i_and_stray	75.000	30	46Eps Ori	1.6940	30000.	150	14319	No
205	GOM_NL__2PRFIN20041125_101645_000000732032_00237_14319_6487.N1	25-NOV-2004 10:16:45	Bright	72.500	27	24Gam Ori	1.6360	26000.	145	14319	No
206	GOM_NL__2PRFIN20041125_101937_000000402032_00237_14319_6488.N1	25-NOV-2004 10:19:37	Bright	40.000	50	13Alp Ari	2.0070	4250.0	80	14319	No
207	GOM_NL__2PRFIN20041125_102248_000000372032_00237_14319_6489.N1	25-NOV-2004 10:22:48	Bright	36.500	173	4Bet Tri	3.0040	8900.0	73	14319	No
208	GOM_NL__2PRFIN20041125_102431_000000402032_00237_14319_6490.N1	25-NOV-2004 10:24:31	Bright	39.500	79	26Bet Per	2.3100	13100.	79	14319	No
209	GOM_NL__2PRFIN20041125_102654_000000392032_00237_14319_6491.N1	25-NOV-2004 10:26:54	Bright	39.000	175	39Del Per	3.0100	19400.	78	14319	No
210	GOM_NL__2PRFIN20041125_102941_000000412032_00237_14319_6492.N1	25-NOV-2004 10:29:41	Bright	41.000	68	18Alp Cas	2.2250	4500.0	82	14319	No
211	GOM_NL__2PRFIN20041125_103054_000000402032_00237_14319_6493.N1	25-NOV-2004 10:30:54	Bright	40.000	74	11Bet Cas	2.2680	6600.0	80	14319	No
212	GOM_NL__2PRFIN20041125_103759_000000392032_00237_14319_6494.N1	25-NOV-2004 10:37:59	Bright	39.000	49	1Alp UMi	1.9900	6300.0	78	14319	No
213	GOM_NL__2PRFIN20041125_104234_000000402032_00237_14319_6495.N1	25-NOV-2004 10:42:34	Bright	40.000	60	7Bet UMi	2.0810	3950.0	80	14319	No
214	GOM_NL__2PRFIN20041125_104457_000000372032_00237_14319_6496.N1	25-NOV-2004 10:44:57	Bright	36.500	119	14Eta Dra	2.7270	4700.0	73	14319	No
215	GOM_NL__2PRFIN20041125_104642_000000462032_00237_14319_6497.N1	25-NOV-2004 10:46:42	Bright	46.000	82	48Bet UMa	2.3650	10600.	92	14319	No
216	GOM_NL__2PRFIN20041125_104818_000000392032_00237_14319_6498.N1	25-NOV-2004 10:48:18	Bright	39.000	55	79Zet UMa	2.0600	10200.	78	14319	No
217	GOM_NL__2PRFIN20041125_104952_000000392032_00237_14319_6499.N1	25-NOV-2004 10:49:52	Bright	38.500	39	85Eta UMa	1.8540	24000.	77	14319	No
218	GOM_NL__2PRFIN20041125_105237_000000382032_00237_14319_6500.N1	25-NOV-2004 10:52:37	Bright	37.500	180	27Gam Boo	3.0400	8000.0	75	14319	No
219	GOM_NL__2PRFIN20041125_105536_000000382032_00237_14319_6501.N1	25-NOV-2004 10:55:36	Bright	37.500	83		2.3780	11000.	75	14319	No

220	GOM_NL__2PRFIN20041125_105809_000000362032_00237_14319_6502.N1	25-NOV-2004 10:58:09	Bright	35.500	3	16Alp Boo	-0.050000	4250.0	71	14319	No
221	GOM_NL__2PRFIN20041125_110108_000000632032_00237_14319_6503.N1	25-NOV-2004 11:01:08	Bright	62.500	96	68Del Leo	2.5600	9300.0	125	14319	No
222	GOM_NL__2PRFIN20041125_110447_000001372032_00237_14319_6504.N1	25-NOV-2004 11:04:47	Tw_i_and_stray	136.50	51	41Gam1Leo	2.0100	4500.0	273	14319	No
223	GOM_NL__2PRFIN20041125_111014_000000452032_00237_14319_6505.N1	25-NOV-2004 11:10:14	Tw_i_and_stray	45.000	163	7Del Crv	2.9450	11000.	90	14319	No
224	GOM_NL__2PRFIN20041125_111226_000002552032_00237_14319_6506.N1	25-NOV-2004 11:12:26	Dark	255.00	22	32Alp Leo	1.3600	15200.	510	14319	No
225	GOM_NL__2PRFIN20041125_111812_000000442032_00237_14319_6507.N1	25-NOV-2004 11:18:12	Dark	43.500	64	Gam Cen	2.2000	10600.	87	14319	No
226	GOM_NL__2PRFIN20041125_111925_000000432032_00237_14319_6508.N1	25-NOV-2004 11:19:25	Dark	43.000	99	Del Cen	2.5750	26000.	86	14319	No
227	GOM_NL__2PRFIN20041125_112044_000000452032_00237_14319_6509.N1	25-NOV-2004 11:20:44	Dark	45.000	20	Bet Cru	1.2530	30000.	90	14319	No
228	GOM_NL__2PRFIN20041125_112155_000000472032_00238_14320_6476.N1	25-NOV-2004 11:21:55	Dark	46.500	12	Alp1Cru	0.77500	30000.	93	14320	No
229	GOM_NL__2PRFIN20041125_112425_000000402032_00238_14320_6477.N1	25-NOV-2004 11:24:25	Dark	40.000	124	The Car	2.7640	30000.	80	14320	No
230	GOM_NL__2PRFIN20041125_112852_000000472032_00238_14320_6478.N1	25-NOV-2004 11:28:52	Dark	46.500	41	Eps Car	1.8600	4100.0	93	14320	No
231	GOM_NL__2PRFIN20041125_113031_000000502032_00238_14320_6479.N1	25-NOV-2004 11:30:31	Dark	49.500	34	Gam2Vel	1.7930	23000.	99	14320	No
232	GOM_NL__2PRFIN20041125_113202_000000602032_00238_14320_6480.N1	25-NOV-2004 11:32:02	Dark	59.500	70	Zet Pup	2.2460	39000.	119	14320	No
233	GOM_NL__2PRFIN20041125_113420_000000592032_00238_14320_6481.N1	25-NOV-2004 11:34:20	Dark	59.000	2	Alp Car	-0.73600	7000.0	118	14320	No
234	GOM_NL__2PRFIN20041125_113943_000000752032_00238_14320_6482.N1	25-NOV-2004 11:39:43	Dark	74.500	23	21Eps CMa	1.5020	26000.	149	14320	No
235	GOM_NL__2PRFIN20041125_114205_000000402032_00238_14320_6483.N1	25-NOV-2004 11:42:05	Straylight	40.000	157	The1Eri	2.9060	9300.0	80	14320	No
236	GOM_NL__2PRFIN20041125_114655_000001172032_00238_14320_6484.N1	25-NOV-2004 11:46:55	Straylight	116.50	1	9Alp CMa	-1.4400	11000.	233	14320	No
237	GOM_NL__2PRFIN20041125_115052_000000762032_00238_14320_6485.N1	25-NOV-2004 11:50:52	Straylight	76.000	7	19Bet Ori	0.10000	14000.	152	14320	No
238	GOM_NL__2PRFIN20041125_115423_000000732032_00238_14320_6486.N1	25-NOV-2004 11:54:23	Tw_i_and_stray	73.000	30	46Eps Ori	1.6940	30000.	146	14320	No
239	GOM_NL__2PRFIN20041125_115720_000000672032_00238_14320_6487.N1	25-NOV-2004 11:57:20	Bright	66.500	27	24Gam Ori	1.6360	26000.	133	14320	No
240	GOM_NL__2PRFIN20041125_115938_000000392032_00238_14320_6488.N1	25-NOV-2004 11:59:38	Bright	38.500	105	6Bet Ari	2.6450	8900.0	77	14320	No
241	GOM_NL__2PRFIN20041125_120322_000000382032_00238_14320_6489.N1	25-NOV-2004 12:03:22	Bright	38.000	173	4Bet Tri	3.0040	8900.0	76	14320	No
242	GOM_NL__2PRFIN20041125_120506_000000402032_00238_14320_6490.N1	25-NOV-2004 12:05:06	Bright	39.500	79	26Bet Per	2.3100	13100.	79	14320	No
243	GOM_NL__2PRFIN20041125_120730_000000382032_00238_14320_6491.N1	25-NOV-2004 12:07:30	Bright	38.000	175	39Del Per	3.0100	19400.	76	14320	No
244	GOM_NL__2PRFIN20041125_121017_000000402032_00238_14320_6492.N1	25-NOV-2004 12:10:17	Bright	39.500	68	18Alp Cas	2.2250	4500.0	79	14320	No
245	GOM_NL__2PRFIN20041125_121132_000000392032_00238_14320_6493.N1	25-NOV-2004 12:11:32	Bright	38.500	74	11Bet Cas	2.2680	6600.0	77	14320	No
246	GOM_NL__2PRFIN20041125_121835_000000382032_00238_14320_6494.N1	25-NOV-2004 12:18:35	Bright	38.000	49	1Alp UMi	1.9900	6300.0	76	14320	No
247	GOM_NL__2PRFIN20041125_122311_000000382032_00238_14320_6495.N1	25-NOV-2004 12:23:11	Bright	38.000	60	7Bet UMi	2.0810	3950.0	76	14320	No
248	GOM_NL__2PRFIN20041125_122531_000000412032_00238_14320_6496.N1	25-NOV-2004 12:25:31	Bright	41.000	119	14Eta Dra	2.7270	4700.0	82	14320	No
249	GOM_NL__2PRFIN20041125_122717_000000462032_00238_14320_6497.N1	25-NOV-2004 12:27:17	Bright	45.500	82	48Bet UMa	2.3650	10600.	91	14320	No
250	GOM_NL__2PRFIN20041125_122854_000000382032_00238_14320_6498.N1	25-NOV-2004 12:28:54	Bright	37.500	55	79Zet UMa	2.0600	10200.	75	14320	No
251	GOM_NL__2PRFIN20041125_123028_000000382032_00238_14320_6499.N1	25-NOV-2004 12:30:28	Bright	38.000	39	85Eta UMa	1.8540	24000.	76	14320	No
252	GOM_NL__2PRFIN20041125_123315_000000512032_00238_14320_6500.N1	25-NOV-2004 12:33:15	Bright	51.000	180	27Gam Boo	3.0400	8000.0	102	14320	No
253	GOM_NL__2PRFIN20041125_123615_000000362032_00238_14320_6501.N1	25-NOV-2004 12:36:15	Bright	36.000	83		2.3780	11000.	72	14320	No
254	GOM_NL__2PRFIN20041125_123845_000000362032_00238_14320_6502.N1	25-NOV-2004 12:38:45	Bright	36.000	3	16Alp Boo	-0.050000	4250.0	72	14320	No
255	GOM_NL__2PRFIN20041125_124144_000000612032_00238_14320_6503.N1	25-NOV-2004 12:41:44	Bright	61.000	96	68Del Leo	2.5600	9300.0	122	14320	No
256	GOM_NL__2PRFIN20041125_124524_000001362032_00238_14320_6504.N1	25-NOV-2004 12:45:24	Tw_i_and_stray	136.00	51	41Gam1Leo	2.0100	4500.0	272	14320	No
257	GOM_NL__2PRFIN20041125_125140_000000492032_00238_14320_6505.N1	25-NOV-2004 12:51:40	Tw_i_and_stray	49.000	100	4Gam Crv	2.5800	13100.	98	14320	No
258	GOM_NL__2PRFIN20041125_125313_000000492032_00238_14320_6506.N1	25-NOV-2004 12:53:13	Dark	48.500	171	2Eps Crv	3.0010	4250.0	97	14320	No
259	GOM_NL__2PRFIN20041125_125848_000000412032_00238_14320_6507.N1	25-NOV-2004 12:58:48	Dark	41.000	64	Gam Cen	2.2000	10600.	82	14320	No
260	GOM_NL__2PRFIN20041125_130002_000000432032_00238_14320_6508.N1	25-NOV-2004 13:00:02	Dark	42.500	99	Del Cen	2.5750	26000.	85	14320	No
261	GOM_NL__2PRFIN20041125_130120_000000452032_00238_14320_6509.N1	25-NOV-2004 13:01:20	Dark	44.500	20	Bet Cru	1.2530	30000.	89	14320	No
262	GOM_NL__2PRFIN20041125_130231_000000492032_00239_14321_6476.N1	25-NOV-2004 13:02:31	Dark	48.500	12	Alp1Cru	0.77500	30000.	97	14321	No
263	GOM_NL__2PRFIN20041125_130459_000000422032_00239_14321_6477.N1	25-NOV-2004 13:04:59	Dark	41.500	124	The Car	2.7640	30000.	83	14321	No
264	GOM_NL__2PRFIN20041125_130928_000000472032_00239_14321_6478.N1	25-NOV-2004 13:09:28	Dark	47.000	41	Eps Car	1.8600	4100.0	94	14321	No
265	GOM_NL__2PRFIN20041125_131108_000000522032_00239_14321_6479.N1	25-NOV-2004 13:11:08	Dark	52.000	34	Gam2Vel	1.7930	23000.	104	14321	No
266	GOM_NL__2PRFIN20041125_131239_000000602032_00239_14321_6480.N1	25-NOV-2004 13:12:39	Dark	59.500	70	Zet Pup	2.2460	39000.	119	14321	No
267	GOM_NL__2PRFIN20041125_131456_000000512032_00239_14321_6481.N1	25-NOV-2004 13:14:56	Dark	50.500	2	Alp Car	-0.73600	7000.0	101	14321	No
268	GOM_NL__2PRFIN20041125_132020_000000722032_00239_14321_6482.N1	25-NOV-2004 13:20:20	Dark	72.000	23	21Eps CMa	1.5020	26000.	144	14321	No
269	GOM_NL__2PRFIN20041125_132241_000000412032_00239_14321_6483.N1	25-NOV-2004 13:22:41	Straylight	40.500	157	The1Eri	2.9060	9300.0	81	14321	No
270	GOM_NL__2PRFIN20041125_132731_000001152032_00239_14321_6484.N1	25-NOV-2004 13:27:31	Straylight	114.50	1	9Alp CMa	-1.4400	11000.	229	14321	No
271	GOM_NL__2PRFIN20041125_133128_000000762032_00239_14321_6485.N1	25-NOV-2004 13:31:28	Straylight	76.000	7	19Bet Ori	0.10000	14000.	152	14321	No
272	GOM_NL__2PRFIN20041125_133459_000000722032_00239_14321_6486.N1	25-NOV-2004 13:34:59	Tw_i_and_stray	72.000	30	46Eps Ori	1.6940	30000.	144	14321	No
273	GOM_NL__2PRFIN20041125_133755_000000802032_00239_14321_6487.N1	25-NOV-2004 13:37:55	Bright	80.000	27	24Gam Ori	1.6360	26000.	160	14321	No
274	GOM_NL__2PRFIN20041125_134014_000000402032_00239_14321_6488.N1	25-NOV-2004 13:40:14	Bright	39.500	105	6Bet Ari	2.6450	8900.0	79	14321	No
275	GOM_NL__2PRFIN20041125_134358_000000372032_00239_14321_6489.N1	25-NOV-2004 13:43:58	Bright	37.000	173	4Bet Tri	3.0040	8900.0	74	14321	No
276	GOM_NL__2PRFIN20041125_134542_000000372032_00239_14321_6490.N1	25-NOV-2004 13:45:42	Bright	37.000	79	26Bet Per	2.3100	13100.	74	14321	No
277	GOM_NL__2PRFIN20041125_134803_000000412032_00239_14321_6491.N1	25-NOV-2004 13:48:03	Bright	41.000	175	39Del Per	3.0100	19400.	82	14321	No
278	GOM_NL__2PRFIN20041125_135054_000000372032_00239_14321_6492.N1	25-NOV-2004 13:50:54	Bright	37.000	68	18Alp Cas	2.2250	4500.0	74	14321	No

279	GOM_NL__2PRFIN20041125_135209_000000402032_00239_14321_6493.N1	25-NOV-2004 13:52:09	Bright	39.500	74	11Bet Cas	2.2680	6600.0	79	14321	No
280	GOM_NL__2PRFIN20041125_135909_000000412032_00239_14321_6494.N1	25-NOV-2004 13:59:09	Bright	41.000	49	1Alp UMi	1.9900	6300.0	82	14321	No
281	GOM_NL__2PRFIN20041125_140347_000000392032_00239_14321_6495.N1	25-NOV-2004 14:03:47	Bright	38.500	60	7Bet UMi	2.0810	3950.0	77	14321	No
282	GOM_NL__2PRFIN20041125_140610_000000362032_00239_14321_6496.N1	25-NOV-2004 14:06:10	Bright	36.000	119	14Eta Dra	2.7270	4700.0	72	14321	No
283	GOM_NL__2PRFIN20041125_140753_000000452032_00239_14321_6497.N1	25-NOV-2004 14:07:53	Bright	44.500	82	48Bet UMa	2.3650	10600.	89	14321	No
284	GOM_NL__2PRFIN20041125_140930_000000442032_00239_14321_6498.N1	25-NOV-2004 14:09:30	Bright	44.000	55	79Zet UMa	2.0600	10200.	88	14321	No
285	GOM_NL__2PRFIN20041125_141102_000000422032_00239_14321_6499.N1	25-NOV-2004 14:11:02	Bright	41.500	39	85Eta UMa	1.8540	24000.	83	14321	No
286	GOM_NL__2PRFIN20041125_141349_000000382032_00239_14321_6500.N1	25-NOV-2004 14:13:49	Bright	37.500	180	27Gam Boo	3.0400	8000.0	75	14321	No
287	GOM_NL__2PRFIN20041125_141651_000000372032_00239_14321_6501.N1	25-NOV-2004 14:16:51	Bright	37.000	83		2.3780	11000.	74	14321	No
288	GOM_NL__2PRFIN20041125_141921_000000372032_00239_14321_6502.N1	25-NOV-2004 14:19:21	Bright	36.500	3	16Alp Boo	-0.050000	4250.0	73	14321	No
289	GOM_NL__2PRFIN20041125_142221_000000632032_00239_14321_6503.N1	25-NOV-2004 14:22:21	Bright	62.500	96	68Del Leo	2.5600	9300.0	125	14321	No
290	GOM_NL__2PRFIN20041125_142602_000001422032_00239_14321_6504.N1	25-NOV-2004 14:26:02	Tw_i_and_stray	141.50	51	41Gam1Leo	2.0100	4500.0	283	14321	No
291	GOM_NL__2PRFIN20041125_143215_000000472032_00239_14321_6505.N1	25-NOV-2004 14:32:15	Tw_i_and_stray	47.000	100	4Gam Crv	2.5800	13100.	94	14321	No
292	GOM_NL__2PRFIN20041125_143348_000000522032_00239_14321_6506.N1	25-NOV-2004 14:33:48	Dark	52.000	171	2Eps Crv	3.0010	4250.0	104	14321	No
293	GOM_NL__2PRFIN20041125_143924_000000442032_00239_14321_6507.N1	25-NOV-2004 14:39:24	Dark	44.000	64	Gam Cen	2.2000	10600.	88	14321	No
294	GOM_NL__2PRFIN20041125_144037_000000412032_00239_14321_6508.N1	25-NOV-2004 14:40:37	Dark	40.500	99	Del Cen	2.5750	26000.	81	14321	No
295	GOM_NL__2PRFIN20041125_144156_000000502032_00239_14321_6509.N1	25-NOV-2004 14:41:56	Dark	50.000	20	Bet Cru	1.2530	30000.	100	14321	No
296	GOM_NL__2PRFIN20041125_144307_000000402032_00240_14322_6476.N1	25-NOV-2004 14:43:07	Dark	40.000	12	Alp1Cru	0.77500	30000.	80	14322	No
297	GOM_NL__2PRFIN20041125_144537_000000392032_00240_14322_6477.N1	25-NOV-2004 14:45:37	Dark	39.000	124	The Car	2.7640	30000.	78	14322	No
298	GOM_NL__2PRFIN20041125_145005_000000472032_00240_14322_6478.N1	25-NOV-2004 14:50:05	Dark	46.500	41	Eps Car	1.8600	4100.0	93	14322	No
299	GOM_NL__2PRFIN20041125_145145_000000512032_00240_14322_6479.N1	25-NOV-2004 14:51:45	Dark	51.000	34	Gam2Vel	1.7930	23000.	102	14322	No
300	GOM_NL__2PRFIN20041125_145314_000000602032_00240_14322_6480.N1	25-NOV-2004 14:53:14	Dark	59.500	70	Zet Pup	2.2460	39000.	119	14322	No
301	GOM_NL__2PRFIN20041125_145532_000000512032_00240_14322_6481.N1	25-NOV-2004 14:55:32	Dark	50.500	2	Alp Car	-0.73600	7000.0	101	14322	No
302	GOM_NL__2PRFIN20041125_150057_000000742032_00240_14322_6482.N1	25-NOV-2004 15:00:57	Dark	74.000	23	21Eps CMa	1.5020	26000.	148	14322	No
303	GOM_NL__2PRFIN20041125_150317_000000412032_00240_14322_6483.N1	25-NOV-2004 15:03:17	Straylight	41.000	157	The1Eri	2.9060	9300.0	82	14322	No
304	GOM_NL__2PRFIN20041125_150808_000001312032_00240_14322_6484.N1	25-NOV-2004 15:08:08	Straylight	130.50	1	9Alp CMa	-1.4400	11000.	261	14322	No
305	GOM_NL__2PRFIN20041125_151205_000000692032_00240_14322_6485.N1	25-NOV-2004 15:12:05	Straylight	69.000	7	19Bet Ori	0.10000	14000.	138	14322	No
306	GOM_NL__2PRFIN20041125_151535_000000772032_00240_14322_6486.N1	25-NOV-2004 15:15:35	Tw_i_and_stray	77.000	30	46Eps Ori	1.6940	30000.	154	14322	No
307	GOM_NL__2PRFIN20041125_151830_000000742032_00240_14322_6487.N1	25-NOV-2004 15:18:30	Bright	73.500	27	24Gam Ori	1.6360	26000.	147	14322	No
308	GOM_NL__2PRFIN20041125_152050_000000402032_00240_14322_6488.N1	25-NOV-2004 15:20:50	Bright	40.000	105	6Bet Ari	2.6450	8900.0	80	14322	No
309	GOM_NL__2PRFIN20041125_152434_000000382032_00240_14322_6489.N1	25-NOV-2004 15:24:34	Bright	38.000	173	4Bet Tri	3.0040	8900.0	76	14322	No
310	GOM_NL__2PRFIN20041125_152617_000000412032_00240_14322_6490.N1	25-NOV-2004 15:26:17	Bright	41.000	79	26Bet Per	2.3100	13100.	82	14322	No
311	GOM_NL__2PRFIN20041125_152839_000000412032_00240_14322_6491.N1	25-NOV-2004 15:28:39	Bright	41.000	175	39Del Per	3.0100	19400.	82	14322	No
312	GOM_NL__2PRFIN20041125_153130_000000392032_00240_14322_6492.N1	25-NOV-2004 15:31:30	Bright	39.000	68	18Alp Cas	2.2250	4500.0	78	14322	No
313	GOM_NL__2PRFIN20041125_153245_000000382032_00240_14322_6493.N1	25-NOV-2004 15:32:45	Bright	38.000	74	11Bet Cas	2.2680	6600.0	76	14322	No
314	GOM_NL__2PRFIN20041125_153945_000000412032_00240_14322_6494.N1	25-NOV-2004 15:39:45	Bright	40.500	49	1Alp UMi	1.9900	6300.0	81	14322	No
315	GOM_NL__2PRFIN20041125_154423_000000392032_00240_14322_6495.N1	25-NOV-2004 15:44:23	Bright	38.500	60	7Bet UMi	2.0810	3950.0	77	14322	No
316	GOM_NL__2PRFIN20041125_154646_000000392032_00240_14322_6496.N1	25-NOV-2004 15:46:46	Bright	38.500	119	14Eta Dra	2.7270	4700.0	77	14322	No
317	GOM_NL__2PRFIN20041125_154829_000000472032_00240_14322_6497.N1	25-NOV-2004 15:48:29	Bright	47.000	82	48Bet UMa	2.3650	10600.	94	14322	No
318	GOM_NL__2PRFIN20041125_155005_000000382032_00240_14322_6498.N1	25-NOV-2004 15:50:05	Bright	37.500	55	79Zet UMa	2.0600	10200.	75	14322	No
319	GOM_NL__2PRFIN20041125_155138_000000412032_00240_14322_6499.N1	25-NOV-2004 15:51:38	Bright	41.000	39	85Eta UMa	1.8540	24000.	82	14322	No
320	GOM_NL__2PRFIN20041125_155427_000000442032_00240_14322_6500.N1	25-NOV-2004 15:54:27	Bright	43.500	180	27Gam Boo	3.0400	8000.0	87	14322	No
321	GOM_NL__2PRFIN20041125_155726_000000382032_00240_14322_6501.N1	25-NOV-2004 15:57:26	Bright	37.500	83		2.3780	11000.	75	14322	No
322	GOM_NL__2PRFIN20041125_155957_000000362032_00240_14322_6502.N1	25-NOV-2004 15:59:57	Bright	36.000	3	16Alp Boo	-0.050000	4250.0	72	14322	No
323	GOM_NL__2PRFIN20041125_160258_000000622032_00240_14322_6503.N1	25-NOV-2004 16:02:58	Bright	62.000	96	68Del Leo	2.5600	9300.0	124	14322	No
324	GOM_NL__2PRFIN20041125_160640_000001242032_00240_14322_6504.N1	25-NOV-2004 16:06:40	Tw_i_and_stray	124.00	51	41Gam1Leo	2.0100	4500.0	248	14322	No
325	GOM_NL__2PRFIN20041125_161252_000000472032_00240_14322_6505.N1	25-NOV-2004 16:12:52	Tw_i_and_stray	47.000	100	4Gam Crv	2.5800	13100.	94	14322	No
326	GOM_NL__2PRFIN20041125_161426_000000532032_00240_14322_6506.N1	25-NOV-2004 16:14:26	Dark	53.000	171	2Eps Crv	3.0010	4250.0	106	14322	No
327	GOM_NL__2PRFIN20041125_162000_000000412032_00240_14322_6507.N1	25-NOV-2004 16:20:00	Dark	40.500	64	Gam Cen	2.2000	10600.	81	14322	No
328	GOM_NL__2PRFIN20041125_162114_000000422032_00240_14322_6508.N1	25-NOV-2004 16:21:14	Dark	41.500	99	Del Cen	2.5750	26000.	83	14322	No
329	GOM_NL__2PRFIN20041125_162232_000000462032_00240_14322_6509.N1	25-NOV-2004 16:22:32	Dark	46.000	20	Bet Cru	1.2530	30000.	92	14322	No
330	GOM_NL__2PRFIN20041125_162341_000000432032_00241_14323_6496.N1	25-NOV-2004 16:23:41	Dark	42.500	12	Alp1Cru	0.77500	30000.	85	14323	No
331	GOM_NL__2PRFIN20041125_162614_000000412032_00241_14323_6497.N1	25-NOV-2004 16:26:14	Dark	41.000	124	The Car	2.7640	30000.	82	14323	No
332	GOM_NL__2PRFIN20041125_163042_000000492032_00241_14323_6498.N1	25-NOV-2004 16:30:42	Dark	48.500	41	Eps Car	1.8600	4100.0	97	14323	No
333	GOM_NL__2PRFIN20041125_163222_000000532032_00241_14323_6499.N1	25-NOV-2004 16:32:22	Dark	52.500	34	Gam2Vel	1.7930	23000.	105	14323	No
334	GOM_NL__2PRFIN20041125_163352_000000632032_00241_14323_6500.N1	25-NOV-2004 16:33:52	Dark	62.500	70	Zet Pup	2.2460	39000.	125	14323	No
335	GOM_NL__2PRFIN20041125_163610_000000592032_00241_14323_6501.N1	25-NOV-2004 16:36:10	Dark	58.500	2	Alp Car	-0.73600	7000.0	117	14323	No
336	GOM_NL__2PRFIN20041125_164134_000000762032_00241_14323_6502.N1	25-NOV-2004 16:41:34	Dark	76.000	23	21Eps CMa	1.5020	26000.	152	14323	No
337	GOM_NL__2PRFIN20041125_164353_000000412032_00241_14323_6503.N1	25-NOV-2004 16:43:53	Straylight	41.000	157	The1Eri	2.9060	9300.0	82	14323	No

338	GOM_NL__2PRFIN20041125_164844_000001192032_00241_14323_6504.N1	25-NOV-2004 16:48:44	Straylight	118.50	1	9Alp CMa	-1.4400	11000.	237	14323	No
339	GOM_NL__2PRFIN20041125_165240_000000722032_00241_14323_6505.N1	25-NOV-2004 16:52:40	Straylight	72.000	7	19Bet Ori	0.10000	14000.	144	14323	No
340	GOM_NL__2PRFIN20041125_165611_000000722032_00241_14323_6506.N1	25-NOV-2004 16:56:11	Twi_and_stray	71.500	30	46Eps Ori	1.6940	30000.	143	14323	No
341	GOM_NL__2PRFIN20041125_165905_000000762032_00241_14323_6507.N1	25-NOV-2004 16:59:05	Bright	76.000	27	24Gam Ori	1.6360	26000.	152	14323	No
342	GOM_NL__2PRFIN20041125_170126_000000392032_00241_14323_6508.N1	25-NOV-2004 17:01:26	Bright	39.000	105	6Bet Ari	2.6450	8900.0	78	14323	No
343	GOM_NL__2PRFIN20041125_170509_000000422032_00241_14323_6509.N1	25-NOV-2004 17:05:09	Bright	41.500	173	4Bet Tri	3.0040	8900.0	83	14323	No
344	GOM_NL__2PRFIN20041125_170653_000000392032_00241_14323_6510.N1	25-NOV-2004 17:06:53	Bright	39.000	79	26Bet Per	2.3100	13100.	78	14323	No
345	GOM_NL__2PRFIN20041125_170916_000000402032_00241_14323_6511.N1	25-NOV-2004 17:09:16	Bright	39.500	175	39Del Per	3.0100	19400.	79	14323	No
346	GOM_NL__2PRFIN20041125_171207_000000382032_00241_14323_6512.N1	25-NOV-2004 17:12:07	Bright	38.000	68	18Alp Cas	2.2250	4500.0	76	14323	No
347	GOM_NL__2PRFIN20041125_171321_000000392032_00241_14323_6513.N1	25-NOV-2004 17:13:21	Bright	39.000	74	11Bet Cas	2.2680	6600.0	78	14323	No
348	GOM_NL__2PRFIN20041125_172021_000000412032_00241_14323_6514.N1	25-NOV-2004 17:20:21	Bright	41.000	49	1Alp UMi	1.9900	6300.0	82	14323	No
349	GOM_NL__2PRFIN20041125_172459_000000392032_00241_14323_6515.N1	25-NOV-2004 17:24:59	Bright	38.500	60	7Bet UMi	2.0810	3950.0	77	14323	No
350	GOM_NL__2PRFIN20041125_172720_000000382032_00241_14323_6516.N1	25-NOV-2004 17:27:20	Bright	38.000	119	14Eta Dra	2.7270	4700.0	76	14323	No
351	GOM_NL__2PRFIN20041125_172904_000000432032_00241_14323_6517.N1	25-NOV-2004 17:29:04	Bright	43.000	82	48Bet UMa	2.3650	10600.	86	14323	No
352	GOM_NL__2PRFIN20041125_173042_000000392032_00241_14323_6518.N1	25-NOV-2004 17:30:42	Bright	39.000	55	79Zet UMa	2.0600	10200.	78	14323	No
353	GOM_NL__2PRFIN20041125_173216_000000402032_00241_14323_6519.N1	25-NOV-2004 17:32:16	Bright	39.500	39	85Eta UMa	1.8540	24000.	79	14323	No
354	GOM_NL__2PRFIN20041125_173502_000000092032_00241_14323_6520.N1	25-NOV-2004 17:35:02	Straylight	9.0000	180	27Gam Boo	3.0400	8000.0	18	14323	No
355	GOM_NL__2PRFIN20041125_173803_000000362032_00241_14323_6496.N1	25-NOV-2004 17:38:03	Bright	36.000	83		2.3780	11000.	72	14323	No
356	GOM_NL__2PRFIN20041125_174033_000000372032_00241_14323_6497.N1	25-NOV-2004 17:40:33	Bright	37.000	3	16Alp Boo	-0.050000	4250.0	74	14323	No
357	GOM_NL__2PRFIN20041125_174334_000000612032_00241_14323_6498.N1	25-NOV-2004 17:43:34	Bright	61.000	96	68Del Leo	2.5600	9300.0	122	14323	No
358	GOM_NL__2PRFIN20041125_174717_000001522032_00241_14323_6499.N1	25-NOV-2004 17:47:17	Twi_and_stray	151.50	51	41Gam1Leo	2.0100	4500.0	303	14323	No
359	GOM_NL__2PRFIN20041125_175329_000000482032_00241_14323_6500.N1	25-NOV-2004 17:53:29	Twi_and_stray	47.500	100	4Gam Crv	2.5800	13100.	95	14323	No
360	GOM_NL__2PRFIN20041125_175503_000000502032_00241_14323_6501.N1	25-NOV-2004 17:55:03	Dark	50.000	171	2Eps Crv	3.0010	4250.0	100	14323	No
361	GOM_NL__2PRFIN20041125_180036_000000402032_00241_14323_6502.N1	25-NOV-2004 18:00:36	Dark	39.500	64	Gam Cen	2.2000	10600.	79	14323	No
362	GOM_NL__2PRFIN20041125_180151_000000412032_00241_14323_6503.N1	25-NOV-2004 18:01:51	Dark	40.500	99	Del Cen	2.5750	26000.	81	14323	No
363	GOM_NL__2PRFIN20041125_180308_000000432032_00241_14323_6504.N1	25-NOV-2004 18:03:08	Dark	43.000	20	Bet Cru	1.2530	30000.	86	14323	No
364	GOM_NL__2PRFIN20041125_180417_000000512032_00242_14324_6505.N1	25-NOV-2004 18:04:17	Dark	50.500	12	Alp1Cru	0.77500	30000.	101	14324	No
365	GOM_NL__2PRFIN20041125_180651_000000402032_00242_14324_6506.N1	25-NOV-2004 18:06:51	Dark	40.000	124	The Car	2.7640	30000.	80	14324	No
366	GOM_NL__2PRFIN20041125_181118_000000482032_00242_14324_6507.N1	25-NOV-2004 18:11:18	Dark	47.500	41	Eps Car	1.8600	4100.0	95	14324	No
367	GOM_NL__2PRFIN20041125_181258_000000512032_00242_14324_6508.N1	25-NOV-2004 18:12:58	Dark	51.000	34	Gam2Vel	1.7930	23000.	102	14324	No
368	GOM_NL__2PRFIN20041125_181429_000000592032_00242_14324_6509.N1	25-NOV-2004 18:14:29	Dark	58.500	70	Zet Pup	2.2460	39000.	117	14324	No
369	GOM_NL__2PRFIN20041125_181646_000000592032_00242_14324_6510.N1	25-NOV-2004 18:16:46	Dark	58.500	2	Alp Car	-0.73600	7000.0	117	14324	No
370	GOM_NL__2PRFIN20041125_182211_000000742032_00242_14324_6511.N1	25-NOV-2004 18:22:11	Dark	73.500	23	21Eps CMa	1.5020	26000.	147	14324	No
371	GOM_NL__2PRFIN20041125_182430_000000402032_00242_14324_6512.N1	25-NOV-2004 18:24:30	Straylight	40.000	157	The1Eri	2.9060	9300.0	80	14324	No
372	GOM_NL__2PRFIN20041125_182920_000001162032_00242_14324_6513.N1	25-NOV-2004 18:29:20	Straylight	116.00	1	9Alp CMa	-1.4400	11000.	232	14324	No
373	GOM_NL__2PRFIN20041125_183315_000000712032_00242_14324_6514.N1	25-NOV-2004 18:33:15	Straylight	70.500	7	19Bet Ori	0.10000	14000.	141	14324	No
374	GOM_NL__2PRFIN20041125_183645_000000752032_00242_14324_6515.N1	25-NOV-2004 18:36:45	Twi_and_stray	74.500	30	46Eps Ori	1.6940	30000.	149	14324	No
375	GOM_NL__2PRFIN20041125_183941_000000702032_00242_14324_6516.N1	25-NOV-2004 18:39:41	Bright	70.000	27	24Gam Ori	1.6360	26000.	140	14324	No
376	GOM_NL__2PRFIN20041125_184202_000000392032_00242_14324_6517.N1	25-NOV-2004 18:42:02	Bright	39.000	105	6Bet Ari	2.6450	8900.0	78	14324	No
377	GOM_NL__2PRFIN20041125_184547_000000372032_00242_14324_6518.N1	25-NOV-2004 18:45:47	Bright	37.000	173	4Bet Tri	3.0040	8900.0	74	14324	No
378	GOM_NL__2PRFIN20041125_184730_000000402032_00242_14324_6519.N1	25-NOV-2004 18:47:30	Bright	39.500	79	26Bet Per	2.3100	13100.	79	14324	No
379	GOM_NL__2PRFIN20041125_184950_000000412032_00242_14324_6520.N1	25-NOV-2004 18:49:50	Bright	41.000	175	39Del Per	3.0100	19400.	82	14324	No
380	GOM_NL__2PRFIN20041125_185243_000000392032_00242_14324_6521.N1	25-NOV-2004 18:52:43	Bright	39.000	68	18Alp Cas	2.2250	4500.0	78	14324	No
381	GOM_NL__2PRFIN20041125_185357_000000412032_00242_14324_6522.N1	25-NOV-2004 18:53:57	Bright	40.500	74	11Bet Cas	2.2680	6600.0	81	14324	No
382	GOM_NL__2PRFIN20041125_190059_000000402032_00242_14324_6523.N1	25-NOV-2004 19:00:59	Bright	40.000	49	1Alp UMi	1.9900	6300.0	80	14324	No
383	GOM_NL__2PRFIN20041125_190536_000000362032_00242_14324_6524.N1	25-NOV-2004 19:05:36	Bright	36.000	60	7Bet UMi	2.0810	3950.0	72	14324	No
384	GOM_NL__2PRFIN20041125_190756_000000382032_00242_14324_6525.N1	25-NOV-2004 19:07:56	Bright	37.500	119	14Eta Dra	2.7270	4700.0	75	14324	No
385	GOM_NL__2PRFIN20041125_190940_000000442032_00242_14324_6526.N1	25-NOV-2004 19:09:40	Bright	43.500	82	48Bet UMa	2.3650	10600.	87	14324	No
386	GOM_NL__2PRFIN20041125_191118_000000402032_00242_14324_6527.N1	25-NOV-2004 19:11:18	Bright	39.500	55	79Zet UMa	2.0600	10200.	79	14324	No
387	GOM_NL__2PRFIN20041125_191252_000000402032_00242_14324_6528.N1	25-NOV-2004 19:12:52	Bright	39.500	39	85Eta UMa	1.8540	24000.	79	14324	No
388	GOM_NL__2PRFIN20041125_191538_000000382032_00242_14324_6529.N1	25-NOV-2004 19:15:38	Bright	38.000	180	27Gam Boo	3.0400	8000.0	76	14324	No
389	GOM_NL__2PRFIN20041125_191839_000000362032_00242_14324_6530.N1	25-NOV-2004 19:18:39	Bright	36.000	83		2.3780	11000.	72	14324	No
390	GOM_NL__2PRFIN20041125_192109_000000362032_00242_14324_6531.N1	25-NOV-2004 19:21:09	Bright	35.500	3	16Alp Boo	-0.050000	4250.0	71	14324	No
391	GOM_NL__2PRFIN20041125_192411_000000622032_00242_14324_6532.N1	25-NOV-2004 19:24:11	Bright	62.000	96	68Del Leo	2.5600	9300.0	124	14324	No
392	GOM_NL__2PRFIN20041125_192755_000001372032_00242_14324_6533.N1	25-NOV-2004 19:27:55	Twi_and_stray	137.00	51	41Gam1Leo	2.0100	4500.0	274	14324	No
393	GOM_NL__2PRFIN20041125_193406_000000492032_00242_14324_6534.N1	25-NOV-2004 19:34:06	Twi_and_stray	48.500	100	4Gam Crv	2.5800	13100.	97	14324	No
394	GOM_NL__2PRFIN20041125_193539_000000482032_00242_14324_6535.N1	25-NOV-2004 19:35:39	Dark	48.000	171	2Eps Crv	3.0010	4250.0	96	14324	No
395	GOM_NL__2PRFIN20041125_194113_000000452032_00242_14324_6536.N1	25-NOV-2004 19:41:13	Dark	44.500	64	Gam Cen	2.2000	10600.	89	14324	No
396	GOM_NL__2PRFIN20041125_194227_000000422032_00242_14324_6537.N1	25-NOV-2004 19:42:27	Dark	41.500	99	Del Cen	2.5750	26000.	83	14324	No

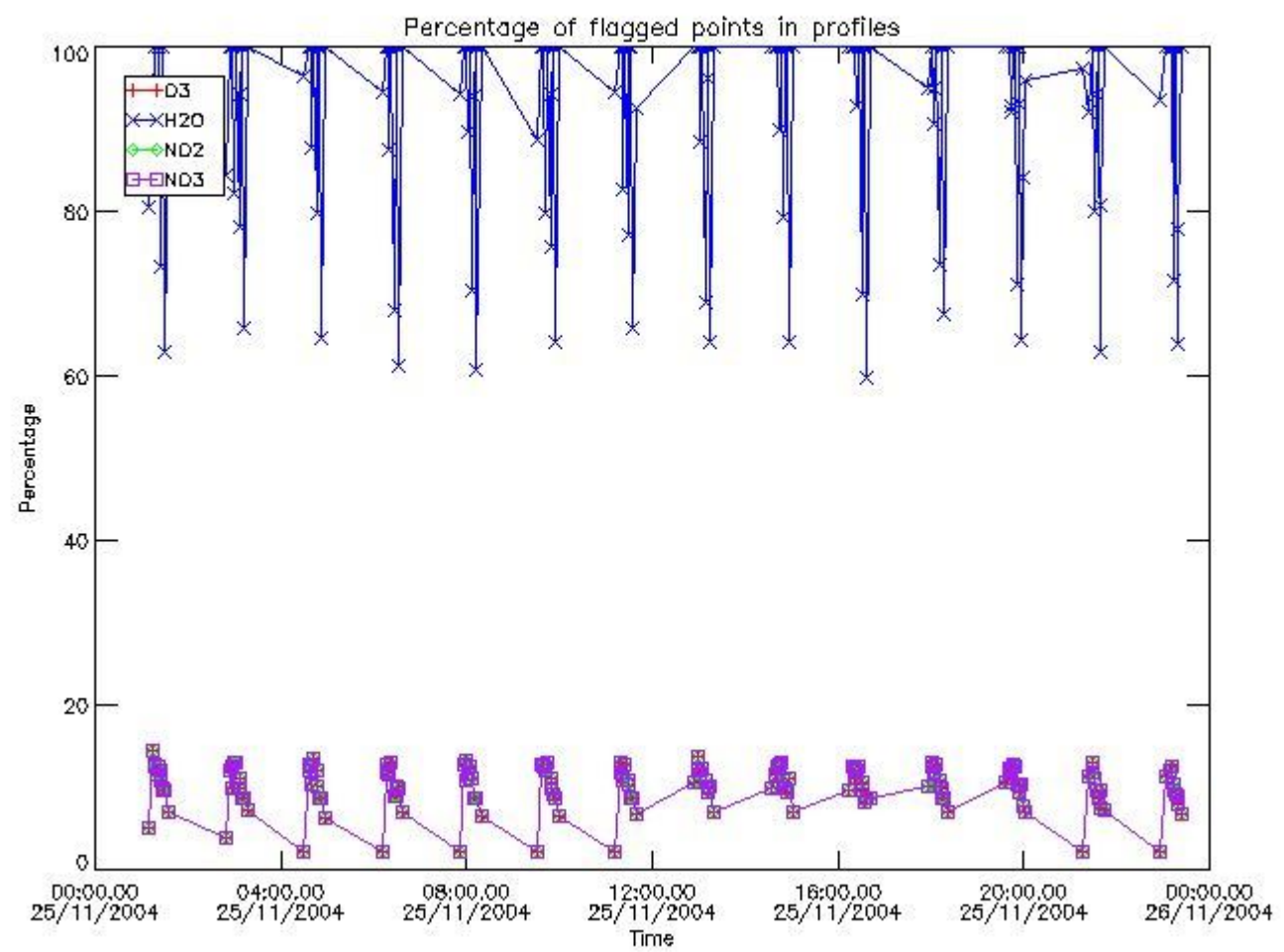
397	GOM_NL__2PRFIN20041125_194345_000000422032_00242_14324_6538.N1	25-NOV-2004 19:43:45	Dark	42.000	20	Bet Cru	1.2530	30000.	84	14324	No
398	GOM_NL__2PRFIN20041125_194453_000000512032_00243_14325_6499.N1	25-NOV-2004 19:44:53	Dark	50.500	12	Alp1Cru	0.77500	30000.	101	14325	No
399	GOM_NL__2PRFIN20041125_194726_000000402032_00243_14325_6500.N1	25-NOV-2004 19:47:26	Dark	40.000	124	The Car	2.7640	30000.	80	14325	No
400	GOM_NL__2PRFIN20041125_194906_000000412032_00243_14325_6501.N1	25-NOV-2004 19:49:06	Dark	41.000	159	Ups Car	2.9200	7200.0	82	14325	No
401	GOM_NL__2PRFIN20041125_195154_000000492032_00243_14325_6502.N1	25-NOV-2004 19:51:54	Dark	49.000	41	Eps Car	1.8600	4100.0	98	14325	No
402	GOM_NL__2PRFIN20041125_195336_000000502032_00243_14325_6503.N1	25-NOV-2004 19:53:36	Dark	50.000	34	Gam2Vel	1.7930	23000.	100	14325	No
403	GOM_NL__2PRFIN20041125_195507_000000592032_00243_14325_6504.N1	25-NOV-2004 19:55:07	Dark	59.000	70	Zet Pup	2.2460	39000.	118	14325	No
404	GOM_NL__2PRFIN20041125_195722_000000502032_00243_14325_6505.N1	25-NOV-2004 19:57:22	Dark	49.500	2	Alp Car	-0.73600	7000.0	99	14325	No
405	GOM_NL__2PRFIN20041125_195850_000000662032_00243_14325_6506.N1	25-NOV-2004 19:58:50	Dark	66.000	117	Pi Pup	2.7060	3800.0	132	14325	No
406	GOM_NL__2PRFIN20041125_200248_000000732032_00243_14325_6507.N1	25-NOV-2004 20:02:48	Dark	73.000	23	21Eps CMa	1.5020	26000.	146	14325	No
407	GOM_NL__2PRFIN20041125_200503_000000802032_00243_14325_6508.N1	25-NOV-2004 20:05:03	Straylight	80.000	179	24Omi2CMa	3.0320	24000.	160	14325	No
408	GOM_NL__2PRFIN20041125_200955_000001162032_00243_14325_6509.N1	25-NOV-2004 20:09:55	Straylight	115.50	1	9Alp CMa	-1.4400	11000.	231	14325	No
409	GOM_NL__2PRFIN20041125_201351_000000722032_00243_14325_6510.N1	25-NOV-2004 20:13:51	Straylight	72.000	7	19Bet Ori	0.10000	14000.	144	14325	No
410	GOM_NL__2PRFIN20041125_201721_000000692032_00243_14325_6511.N1	25-NOV-2004 20:17:21	Tw_i_and_stray	69.000	30	46Eps Ori	1.6940	30000.	138	14325	No
411	GOM_NL__2PRFIN20041125_202016_000000742032_00243_14325_6512.N1	25-NOV-2004 20:20:16	Bright	73.500	27	24Gam Ori	1.6360	26000.	147	14325	No
412	GOM_NL__2PRFIN20041125_202239_000000392032_00243_14325_6513.N1	25-NOV-2004 20:22:39	Bright	39.000	105	6Bet Ari	2.6450	8900.0	78	14325	No
413	GOM_NL__2PRFIN20041125_202623_000000392032_00243_14325_6514.N1	25-NOV-2004 20:26:23	Bright	38.500	173	4Bet Tri	3.0040	8900.0	77	14325	No
414	GOM_NL__2PRFIN20041125_202805_000000402032_00243_14325_6515.N1	25-NOV-2004 20:28:05	Bright	39.500	79	26Bet Per	2.3100	13100.	79	14325	No
415	GOM_NL__2PRFIN20041125_203026_000000422032_00243_14325_6516.N1	25-NOV-2004 20:30:26	Bright	41.500	175	39Del Per	3.0100	19400.	83	14325	No
416	GOM_NL__2PRFIN20041125_203319_000000402032_00243_14325_6517.N1	25-NOV-2004 20:33:19	Bright	39.500	68	18Alp Cas	2.2250	4500.0	79	14325	No
417	GOM_NL__2PRFIN20041125_203433_000000402032_00243_14325_6518.N1	25-NOV-2004 20:34:33	Bright	39.500	74	11Bet Cas	2.2680	6600.0	79	14325	No
418	GOM_NL__2PRFIN20041125_204135_000000402032_00243_14325_6519.N1	25-NOV-2004 20:41:35	Bright	39.500	49	1Alp UMi	1.9900	6300.0	79	14325	No
419	GOM_NL__2PRFIN20041125_204611_000000402032_00243_14325_6520.N1	25-NOV-2004 20:46:11	Bright	40.000	60	7Bet UMi	2.0810	3950.0	80	14325	No
420	GOM_NL__2PRFIN20041125_204834_000000382032_00243_14325_6521.N1	25-NOV-2004 20:48:34	Bright	37.500	119	14Eta Dra	2.7270	4700.0	75	14325	No
421	GOM_NL__2PRFIN20041125_205016_000000482032_00243_14325_6522.N1	25-NOV-2004 20:50:16	Bright	47.500	82	48Bet UMa	2.3650	10600.	95	14325	No
422	GOM_NL__2PRFIN20041125_205154_000000382032_00243_14325_6523.N1	25-NOV-2004 20:51:54	Bright	38.000	55	79Zet UMa	2.0600	10200.	76	14325	No
423	GOM_NL__2PRFIN20041125_205328_000000372032_00243_14325_6524.N1	25-NOV-2004 20:53:28	Bright	37.000	39	85Eta UMa	1.8540	24000.	74	14325	No
424	GOM_NL__2PRFIN20041125_205614_000000422032_00243_14325_6525.N1	25-NOV-2004 20:56:14	Bright	42.000	180	27Gam Boo	3.0400	8000.0	84	14325	No
425	GOM_NL__2PRFIN20041125_205916_000000352032_00243_14325_6526.N1	25-NOV-2004 20:59:16	Bright	35.000	83		2.3780	11000.	70	14325	No
426	GOM_NL__2PRFIN20041125_210146_000000362032_00243_14325_6527.N1	25-NOV-2004 21:01:46	Bright	36.000	3	16Alp Boo	-0.050000	4250.0	72	14325	No
427	GOM_NL__2PRFIN20041125_210447_000000612032_00243_14325_6528.N1	25-NOV-2004 21:04:47	Bright	61.000	96	68Del Leo	2.5600	9300.0	122	14325	No
428	GOM_NL__2PRFIN20041125_210833_000001482032_00243_14325_6529.N1	25-NOV-2004 21:08:33	Tw_i_and_stray	148.00	51	41Gam1Leo	2.0100	4500.0	296	14325	No
429	GOM_NL__2PRFIN20041125_211442_000000462032_00243_14325_6530.N1	25-NOV-2004 21:14:42	Tw_i_and_stray	45.500	100	4Gam Crv	2.5800	13100.	91	14325	No
430	GOM_NL__2PRFIN20041125_211631_000002552032_00243_14325_6531.N1	25-NOV-2004 21:16:31	Dark	255.00	22	32Alp Leo	1.3600	15200.	510	14325	No
431	GOM_NL__2PRFIN20041125_212351_000000452032_00243_14325_6532.N1	25-NOV-2004 21:23:51	Dark	45.000	10	Bet Cen	0.61000	28000.	90	14325	No
432	GOM_NL__2PRFIN20041125_212801_000000432032_00244_14326_6625.N1	25-NOV-2004 21:28:01	Dark	43.000	124	The Car	2.7640	30000.	86	14326	No
433	GOM_NL__2PRFIN20041125_212943_000000392032_00244_14326_6626.N1	25-NOV-2004 21:29:43	Dark	39.000	159	Ups Car	2.9200	7200.0	78	14326	No
434	GOM_NL__2PRFIN20041125_213231_000000462032_00244_14326_6627.N1	25-NOV-2004 21:32:31	Dark	45.500	41	Eps Car	1.8600	4100.0	91	14326	No
435	GOM_NL__2PRFIN20041125_213412_000000532032_00244_14326_6628.N1	25-NOV-2004 21:34:12	Dark	52.500	34	Gam2Vel	1.7930	23000.	105	14326	No
436	GOM_NL__2PRFIN20041125_213545_000000602032_00244_14326_6629.N1	25-NOV-2004 21:35:45	Dark	59.500	70	Zet Pup	2.2460	39000.	119	14326	No
437	GOM_NL__2PRFIN20041125_213758_000000532032_00244_14326_6630.N1	25-NOV-2004 21:37:58	Dark	53.000	2	Alp Car	-0.73600	7000.0	106	14326	No
438	GOM_NL__2PRFIN20041125_213927_000000682032_00244_14326_6631.N1	25-NOV-2004 21:39:27	Dark	68.000	117	Pi Pup	2.7060	3800.0	136	14326	No
439	GOM_NL__2PRFIN20041125_214324_000000712032_00244_14326_6632.N1	25-NOV-2004 21:43:24	Dark	70.500	23	21Eps CMa	1.5020	26000.	141	14326	No
440	GOM_NL__2PRFIN20041125_214539_000000802032_00244_14326_6633.N1	25-NOV-2004 21:45:39	Straylight	79.500	179	24Omi2CMa	3.0320	24000.	159	14326	No
441	GOM_NL__2PRFIN20041125_215032_000001092032_00244_14326_6634.N1	25-NOV-2004 21:50:32	Straylight	109.00	1	9Alp CMa	-1.4400	11000.	218	14326	No
442	GOM_NL__2PRFIN20041125_215429_000000742032_00244_14326_6635.N1	25-NOV-2004 21:54:29	Straylight	73.500	7	19Bet Ori	0.10000	14000.	147	14326	No
443	GOM_NL__2PRFIN20041125_215757_000000722032_00244_14326_6636.N1	25-NOV-2004 21:57:57	Tw_i_and_stray	72.000	30	46Eps Ori	1.6940	30000.	144	14326	No
444	GOM_NL__2PRFIN20041125_220051_000000762032_00244_14326_6637.N1	25-NOV-2004 22:00:51	Bright	76.000	27	24Gam Ori	1.6360	26000.	152	14326	No
445	GOM_NL__2PRFIN20041125_220315_000000402032_00244_14326_6638.N1	25-NOV-2004 22:03:15	Bright	39.500	105	6Bet Ari	2.6450	8900.0	79	14326	No
446	GOM_NL__2PRFIN20041125_220659_000000392032_00244_14326_6639.N1	25-NOV-2004 22:06:59	Bright	38.500	173	4Bet Tri	3.0040	8900.0	77	14326	No
447	GOM_NL__2PRFIN20041125_220840_000000392032_00244_14326_6640.N1	25-NOV-2004 22:08:40	Bright	39.000	79	26Bet Per	2.3100	13100.	78	14326	No
448	GOM_NL__2PRFIN20041125_221101_000000422032_00244_14326_6641.N1	25-NOV-2004 22:11:01	Bright	42.000	175	39Del Per	3.0100	19400.	84	14326	No
449	GOM_NL__2PRFIN20041125_221356_000000392032_00244_14326_6642.N1	25-NOV-2004 22:13:56	Bright	39.000	68	18Alp Cas	2.2250	4500.0	78	14326	No
450	GOM_NL__2PRFIN20041125_221510_000000382032_00244_14326_6643.N1	25-NOV-2004 22:15:10	Bright	38.000	74	11Bet Cas	2.2680	6600.0	76	14326	No
451	GOM_NL__2PRFIN20041125_222210_000000402032_00244_14326_6644.N1	25-NOV-2004 22:22:10	Bright	39.500	49	1Alp UMi	1.9900	6300.0	79	14326	No
452	GOM_NL__2PRFIN20041125_222647_000000392032_00244_14326_6645.N1	25-NOV-2004 22:26:47	Bright	39.000	60	7Bet UMi	2.0810	3950.0	78	14326	No
453	GOM_NL__2PRFIN20041125_222910_000000402032_00244_14326_6646.N1	25-NOV-2004 22:29:10	Bright	40.000	119	14Eta Dra	2.7270	4700.0	80	14326	No
454	GOM_NL__2PRFIN20041125_223051_000000472032_00244_14326_6647.N1	25-NOV-2004 22:30:51	Bright	46.500	82	48Bet UMa	2.3650	10600.	93	14326	No
455	GOM_NL__2PRFIN20041125_223229_000000402032_00244_14326_6648.N1	25-NOV-2004 22:32:29	Bright	39.500	55	79Zet UMa	2.0600	10200.	79	14326	No

456	GOM_NL__2PRFIN20041125_223404_000000532032_00244_14326_6649.N1	25-NOV-2004 22:34:04	Bright	53.000	39	85Eta UMa	1.8540	24000.	106	14326	No
457	GOM_NL__2PRFIN20041125_223651_000000372032_00244_14326_6650.N1	25-NOV-2004 22:36:51	Bright	36.500	180	27Gam Boo	3.0400	8000.0	73	14326	No
458	GOM_NL__2PRFIN20041125_223952_000000372032_00244_14326_6651.N1	25-NOV-2004 22:39:52	Bright	36.500	83		2.3780	11000.	73	14326	No
459	GOM_NL__2PRFIN20041125_224222_000000372032_00244_14326_6652.N1	25-NOV-2004 22:42:22	Bright	36.500	3	16Alp Boo	-0.050000	4250.0	73	14326	No
460	GOM_NL__2PRFIN20041125_224524_000000622032_00244_14326_6653.N1	25-NOV-2004 22:45:24	Bright	61.500	96	68Del Leo	2.5600	9300.0	123	14326	No
461	GOM_NL__2PRFIN20041125_224911_000001462032_00244_14326_6654.N1	25-NOV-2004 22:49:11	Twilight_stray	146.00	51	41Gam1Leo	2.0100	4500.0	292	14326	No
462	GOM_NL__2PRFIN20041125_225518_000000452032_00244_14326_6655.N1	25-NOV-2004 22:55:18	Twilight_stray	44.500	100	4Gam Crv	2.5800	13100.	89	14326	No
463	GOM_NL__2PRFIN20041125_225712_000002552032_00244_14326_6656.N1	25-NOV-2004 22:57:12	Dark	255.00	22	32Alp Leo	1.3600	15200.	510	14326	No
464	GOM_NL__2PRFIN20041125_230427_000000452032_00244_14326_6657.N1	25-NOV-2004 23:04:27	Dark	45.000	10	Bet Cen	0.61000	28000.	90	14326	No
465	GOM_NL__2PRFIN20041125_230837_000000422032_00245_14327_6499.N1	25-NOV-2004 23:08:37	Dark	42.000	124	The Car	2.7640	30000.	84	14327	No
466	GOM_NL__2PRFIN20041125_231019_000000412032_00245_14327_6500.N1	25-NOV-2004 23:10:19	Dark	40.500	159	Ups Car	2.9200	7200.0	81	14327	No
467	GOM_NL__2PRFIN20041125_231306_000000502032_00245_14327_6501.N1	25-NOV-2004 23:13:06	Dark	49.500	41	Eps Car	1.8600	4100.0	99	14327	No
468	GOM_NL__2PRFIN20041125_231449_000000532032_00245_14327_6502.N1	25-NOV-2004 23:14:49	Dark	52.500	34	Gam2Vel	1.7930	23000.	105	14327	No
469	GOM_NL__2PRFIN20041125_231620_000000622032_00245_14327_6503.N1	25-NOV-2004 23:16:20	Dark	61.500	70	Zet Pup	2.2460	39000.	123	14327	No
470	GOM_NL__2PRFIN20041125_231833_000000572032_00245_14327_6504.N1	25-NOV-2004 23:18:33	Dark	57.000	2	Alp Car	-0.73600	7000.0	114	14327	No
471	GOM_NL__2PRFIN20041125_232004_000000642032_00245_14327_6505.N1	25-NOV-2004 23:20:04	Dark	63.500	117	Pi Pup	2.7060	3800.0	127	14327	No
472	GOM_NL__2PRFIN20041125_232401_000000752032_00245_14327_6506.N1	25-NOV-2004 23:24:01	Dark	74.500	23	21Eps CMa	1.5020	26000.	149	14327	No
473	GOM_NL__2PRFIN20041125_232616_000000842032_00245_14327_6507.N1	25-NOV-2004 23:26:16	Straylight	83.500	179	24Omi2CMa	3.0320	24000.	167	14327	No
474	GOM_NL__2PRFIN20041125_233109_000001112032_00245_14327_6508.N1	25-NOV-2004 23:31:09	Straylight	110.50	1	9Alp CMa	-1.4400	11000.	221	14327	No
475	GOM_NL__2PRFIN20041125_233506_000000702032_00245_14327_6509.N1	25-NOV-2004 23:35:06	Straylight	69.500	7	19Bet Ori	0.10000	14000.	139	14327	No
476	GOM_NL__2PRFIN20041125_233832_000000752032_00245_14327_6510.N1	25-NOV-2004 23:38:32	Twilight_stray	74.500	30	46Eps Ori	1.6940	30000.	149	14327	No
477	GOM_NL__2PRFIN20041125_234126_000000722032_00245_14327_6511.N1	25-NOV-2004 23:41:26	Bright	72.000	27	24Gam Ori	1.6360	26000.	144	14327	No
478	GOM_NL__2PRFIN20041125_234350_000000392032_00245_14327_6512.N1	25-NOV-2004 23:43:50	Bright	38.500	105	6Bet Ari	2.6450	8900.0	77	14327	No
479	GOM_NL__2PRFIN20041125_234735_000000382032_00245_14327_6513.N1	25-NOV-2004 23:47:35	Bright	37.500	173	4Bet Tri	3.0040	8900.0	75	14327	No
480	GOM_NL__2PRFIN20041125_234917_000000392032_00245_14327_6514.N1	25-NOV-2004 23:49:17	Bright	39.000	79	26Bet Per	2.3100	13100.	78	14327	No
481	GOM_NL__2PRFIN20041125_235139_000000412032_00245_14327_6515.N1	25-NOV-2004 23:51:39	Bright	40.500	175	39Del Per	3.0100	19400.	81	14327	No
482	GOM_NL__2PRFIN20041125_235432_000000382032_00245_14327_6516.N1	25-NOV-2004 23:54:32	Bright	38.000	68	18Alp Cas	2.2250	4500.0	76	14327	No
483	GOM_NL__2PRFIN20041125_235547_000000382032_00245_14327_6517.N1	25-NOV-2004 23:55:47	Bright	38.000	74	11Bet Cas	2.2680	6600.0	76	14327	No

3. Quality information per product


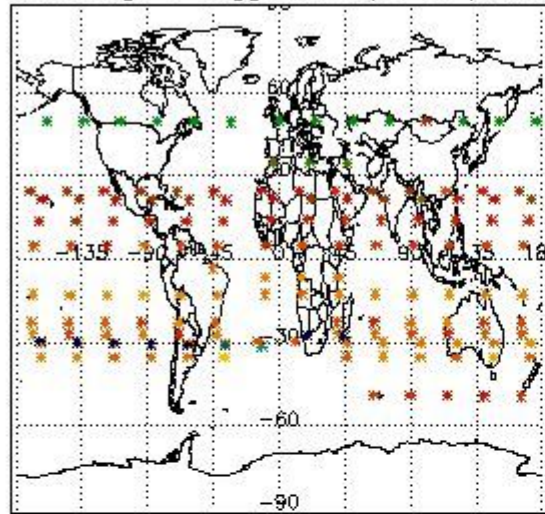
In this section it is plotted some information contained in the Quality Summary data set of the level 2 products. Only products in dark limb conditions and without errors (error flag in the MPH set to "0") are used.

3.1 Plot quality information per product (time dependant)

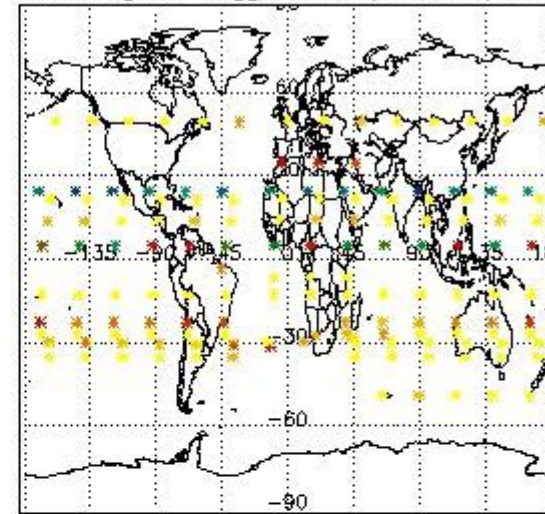


3.2 Plot quality information per product (world map)

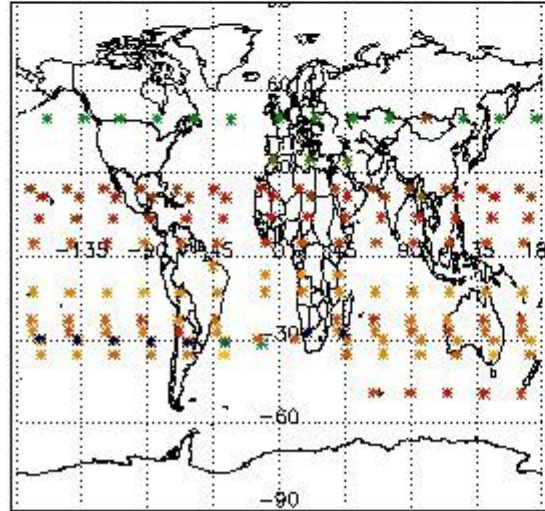
Percentage of flagged data per O3 profile



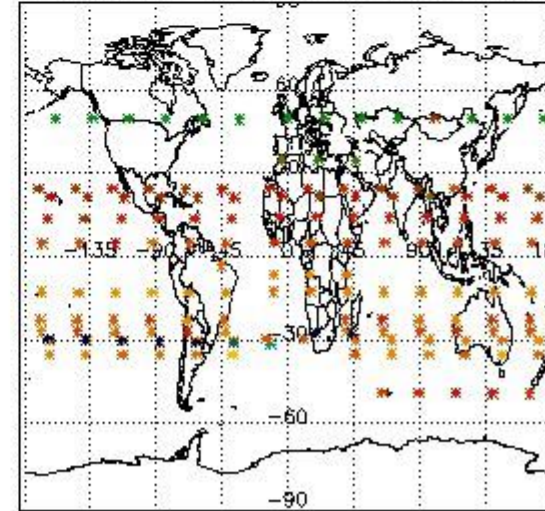
Percentage of flagged data per H2O profile



Percentage of flagged data per NO2 profile



Percentage of flagged data per NO3 profile

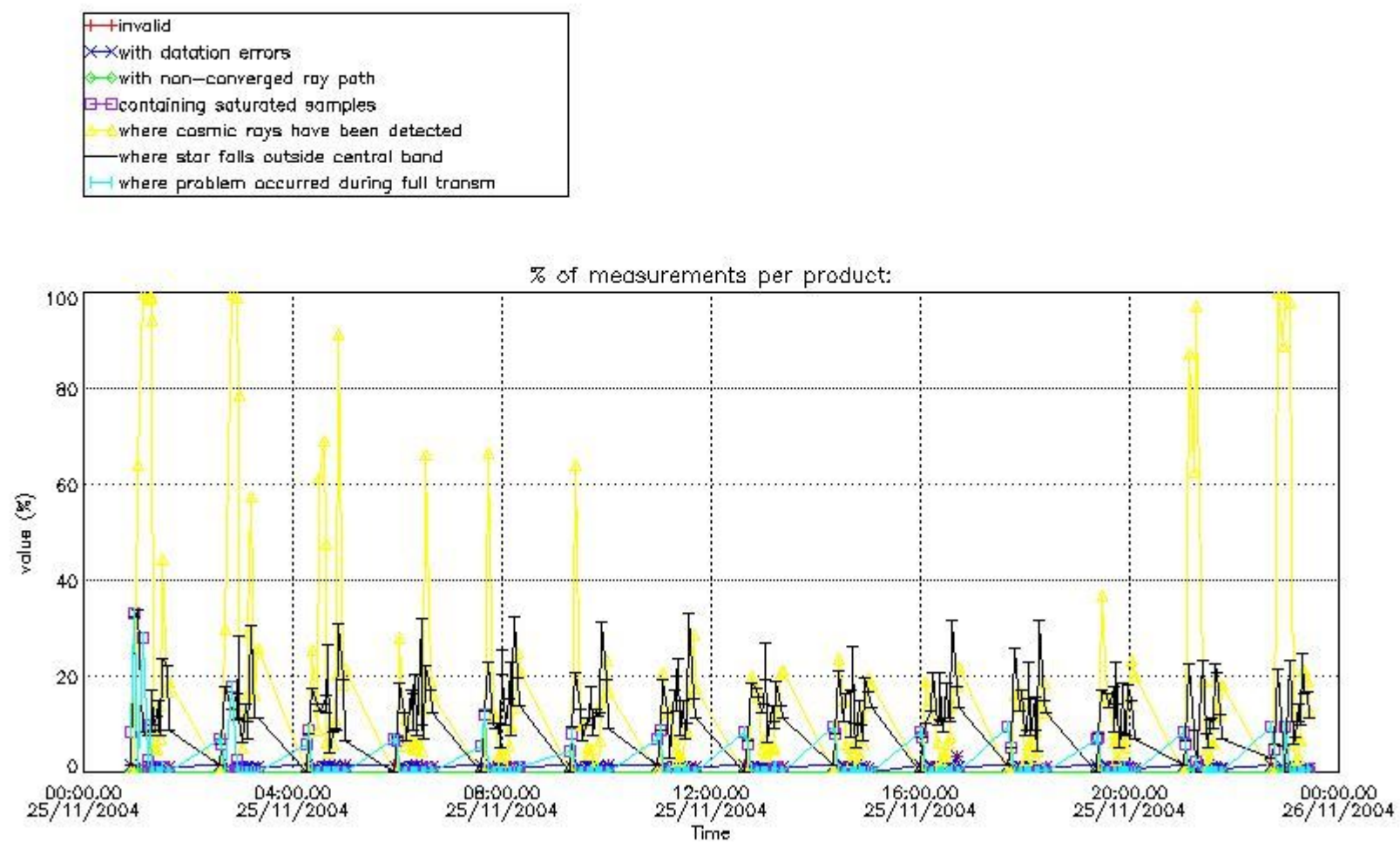


4. Level 1 quality information per product

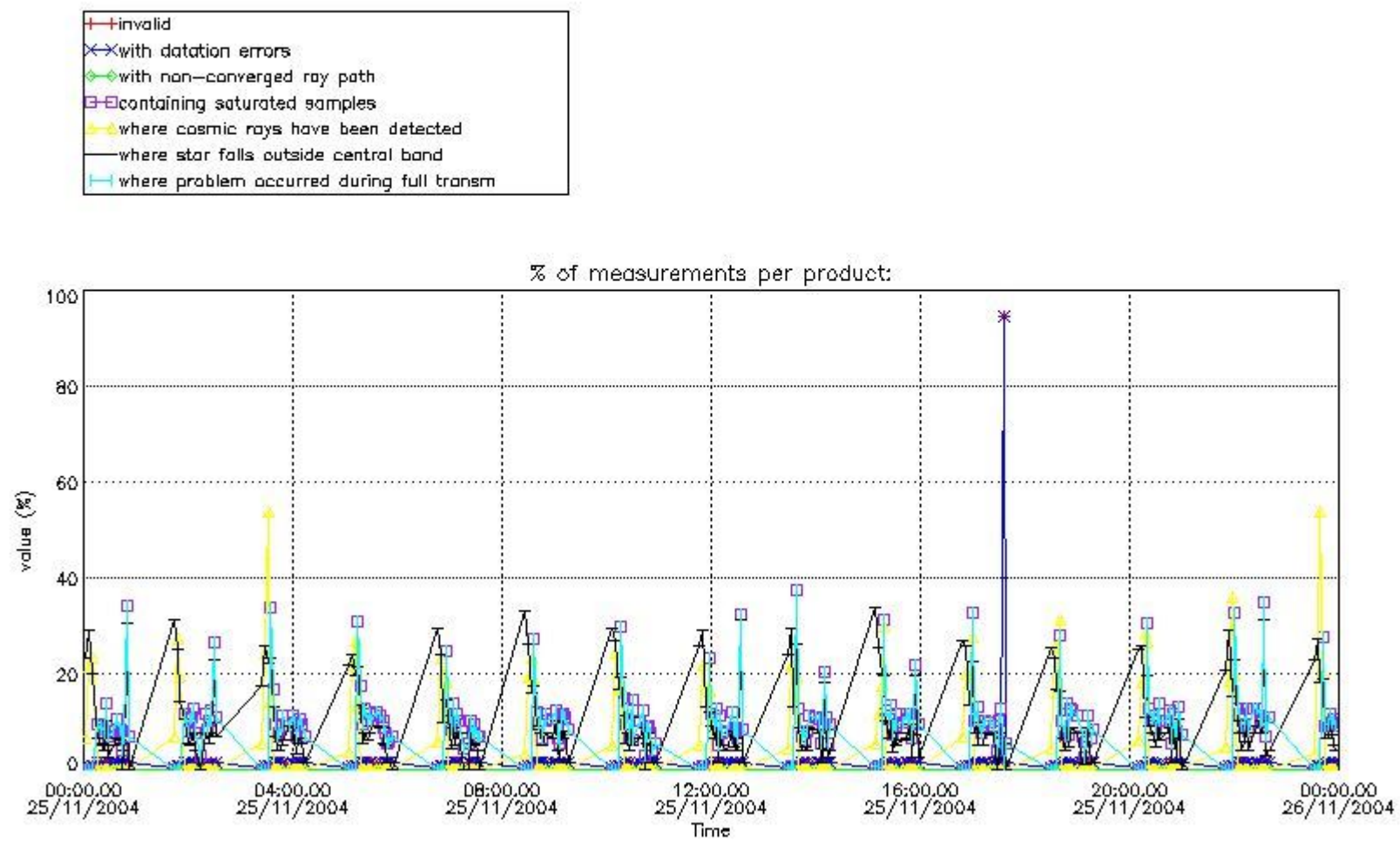
In this section it is plotted some information contained in the Quality Summary data set of the level 2 products that comes from the level 1b processing. Products without errors (error flag in the MPH set to "0") are used.

4.1 Plot quality information per product (time dependant) coming from level 1b processing

4.1.1 Plot level 1 quality information per product (time dependant): ENVISAT ASCENDING passes



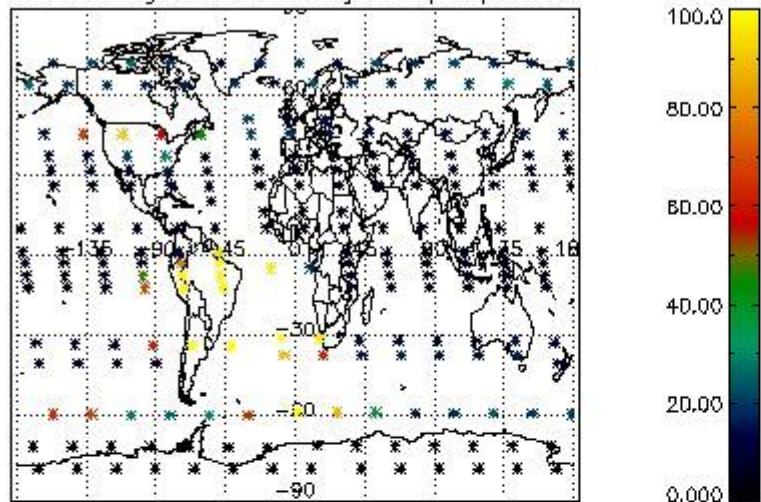
4.1.2 Plot level 1 quality information per product (time dependant): ENVISAT DESCENDING passes



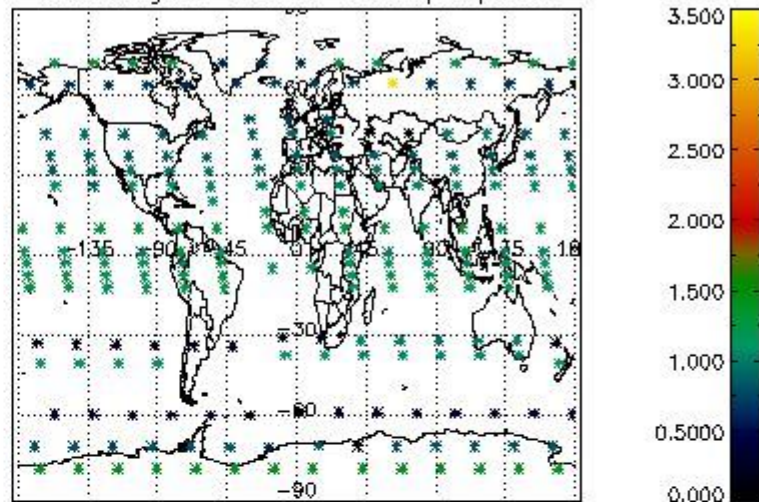
4.2 Plot quality information per product coming from level 1b processing (world map)

4.2.1 Plot level 1 quality information per product (world map): ENVISAT ASCENDING passes

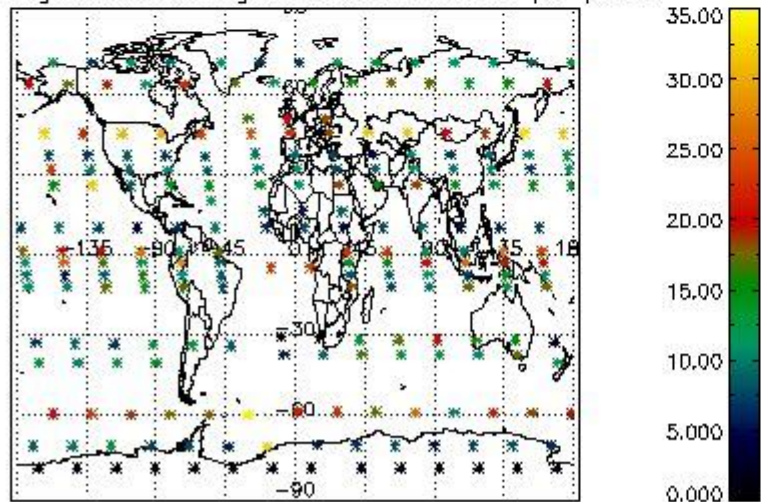
Percentage of cosmic ray hits per profile



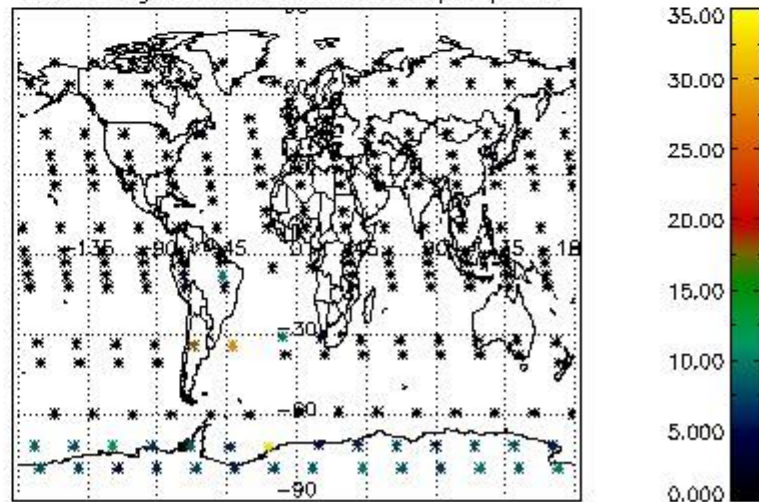
Percentage of datation errors per profile



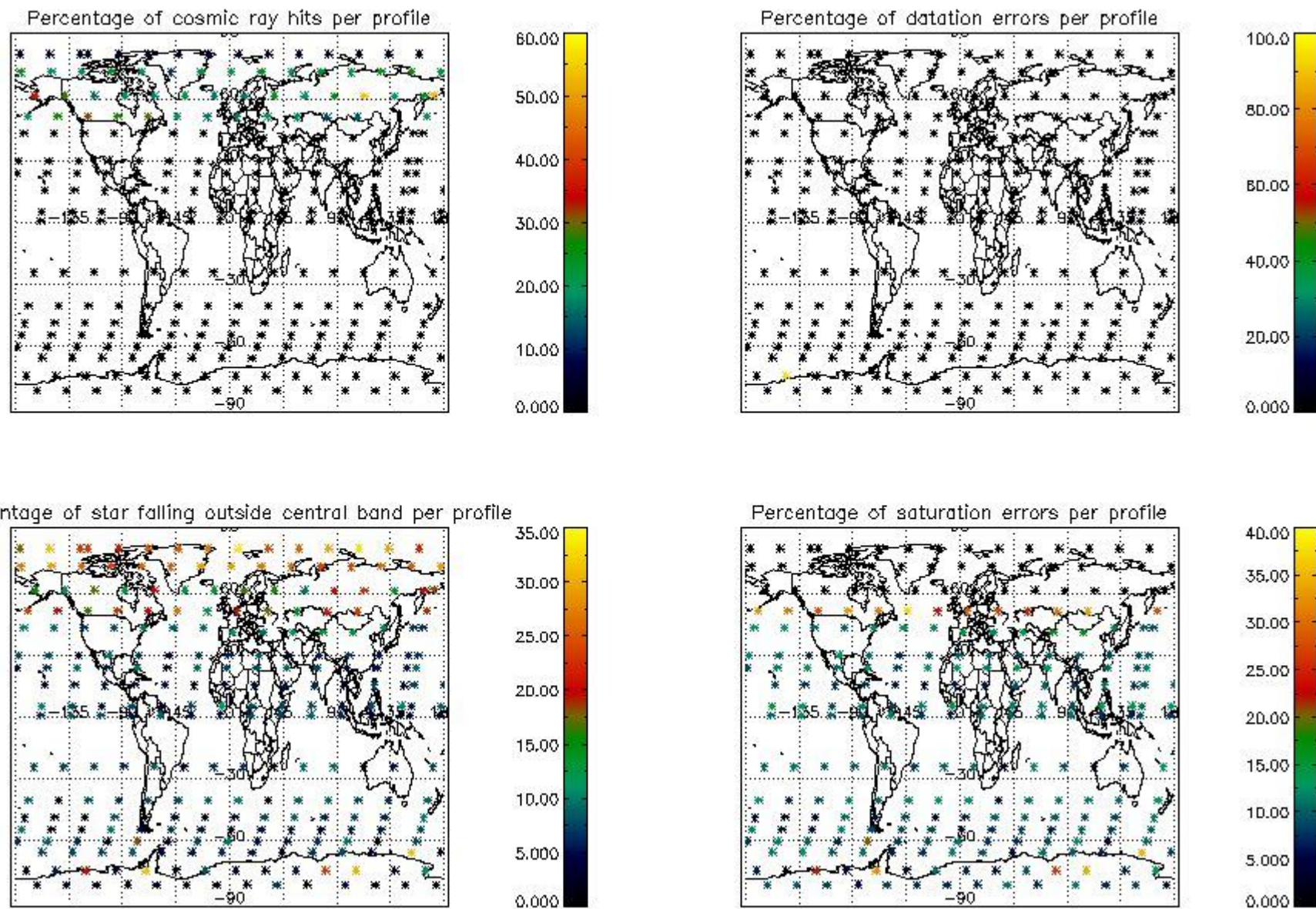
Percentage of star falling outside central band per profile



Percentage of saturation errors per profile



4.2.2 Plot level 1 quality information per product (world map): ENVISAT DESCENDING passes



5. Trace gas profiles

5.1 Ozone statistics based on quality of products

The final quality of the products can be "measured" using the STD (Standard Deviation) attached to every point profile. This information is written to the parameter GOM_NL__2P/NL_LOCAL_SPECIES_DENSITY/o3_std of the level 2 products. The table below shows the statistics for given STD ranges.

The statistics are given with respect to the overall valid production:

- Products without fatal errors: GOM_NL__2P/MPH/PRODUCT_ERR=0
- Valid point profile: GOM_NL__2P/NL_LOCAL_SPECIES_DENSITY/pcd(0)=0

The 'Criteria' is applied to valid points of dark limb products:

- Products in dark limb illumination condition: GOM_NL__2P/NL_SUMMARY_QUALITY/obs_ill_cond=0
- Products without fatal errors: GOM_NL__2P/MPH/PRODUCT_ERR=0
- Valid point profile: GOM_NL__2P/NL_LOCAL_SPECIES_DENSITY/pcd(0)=0

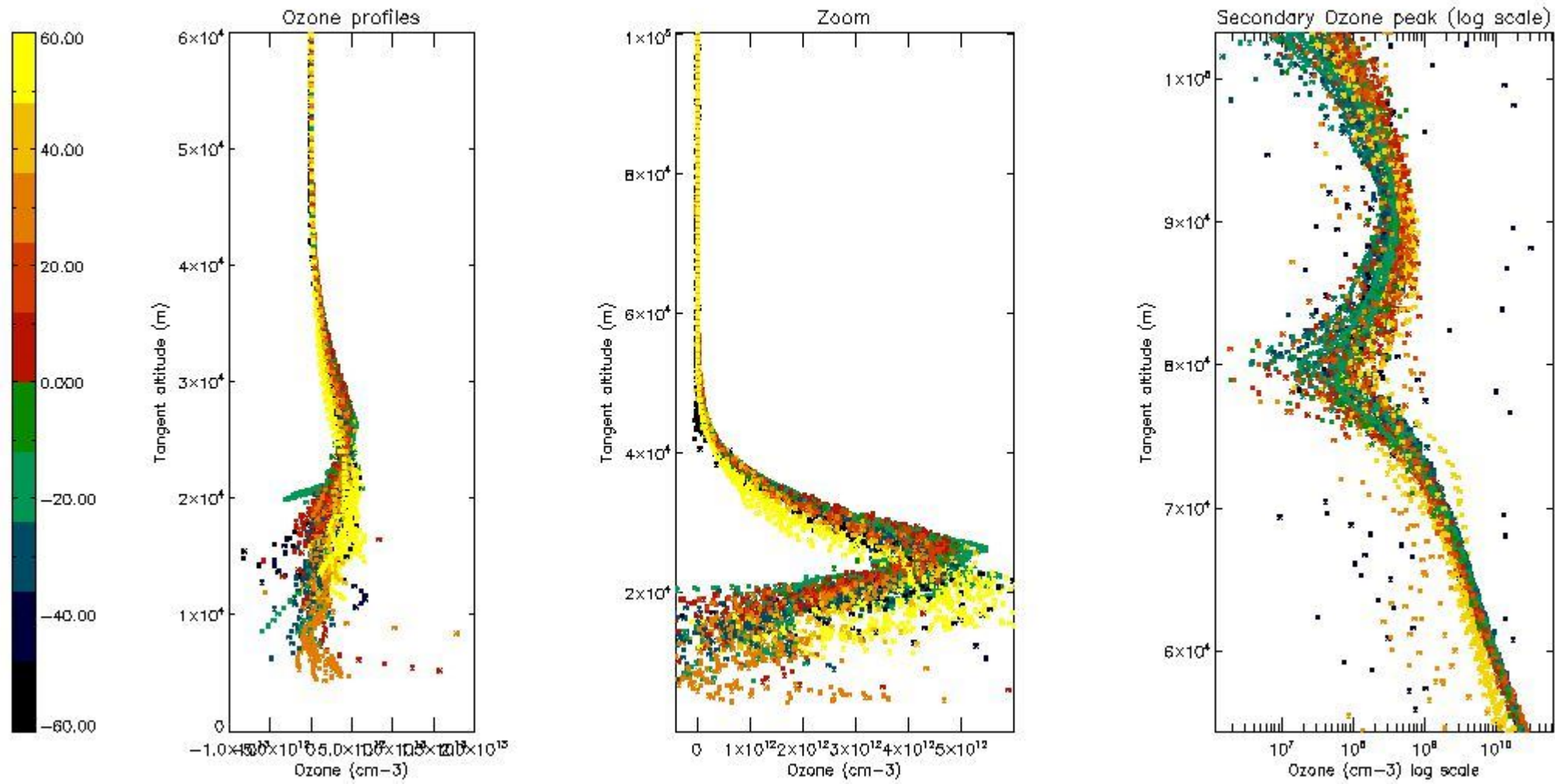
So, the table below shows the percentage of dark limb and valid observations for each criteria with respect to the overall valid daily observations.

Criteria	% of total production
All STD	36
STD < 20	25

STD < 10	22
STD < 5	18

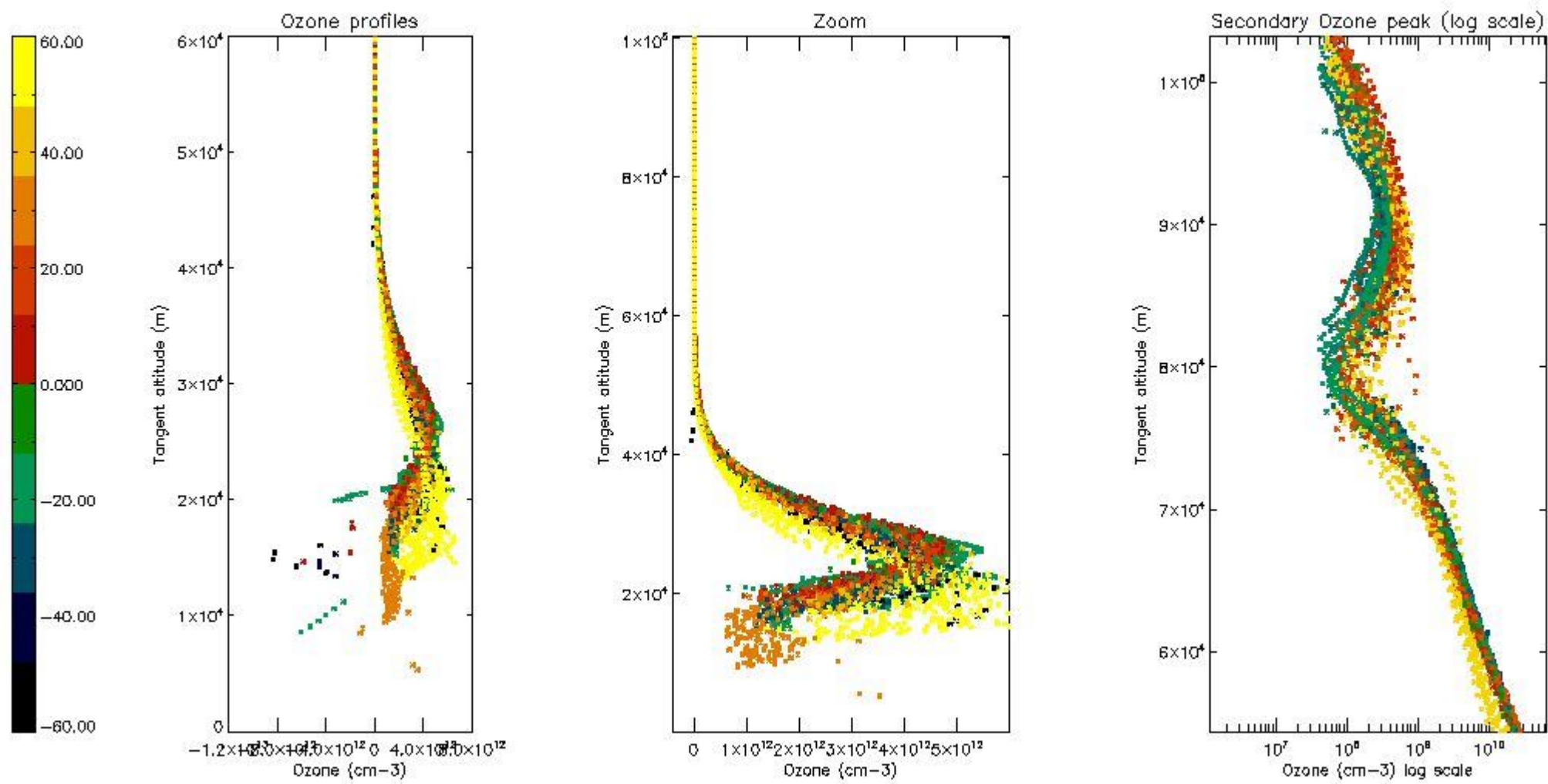
5.2 Plot ozone profiles for all STD (dark without errors)

The colorbar represents the latitude.



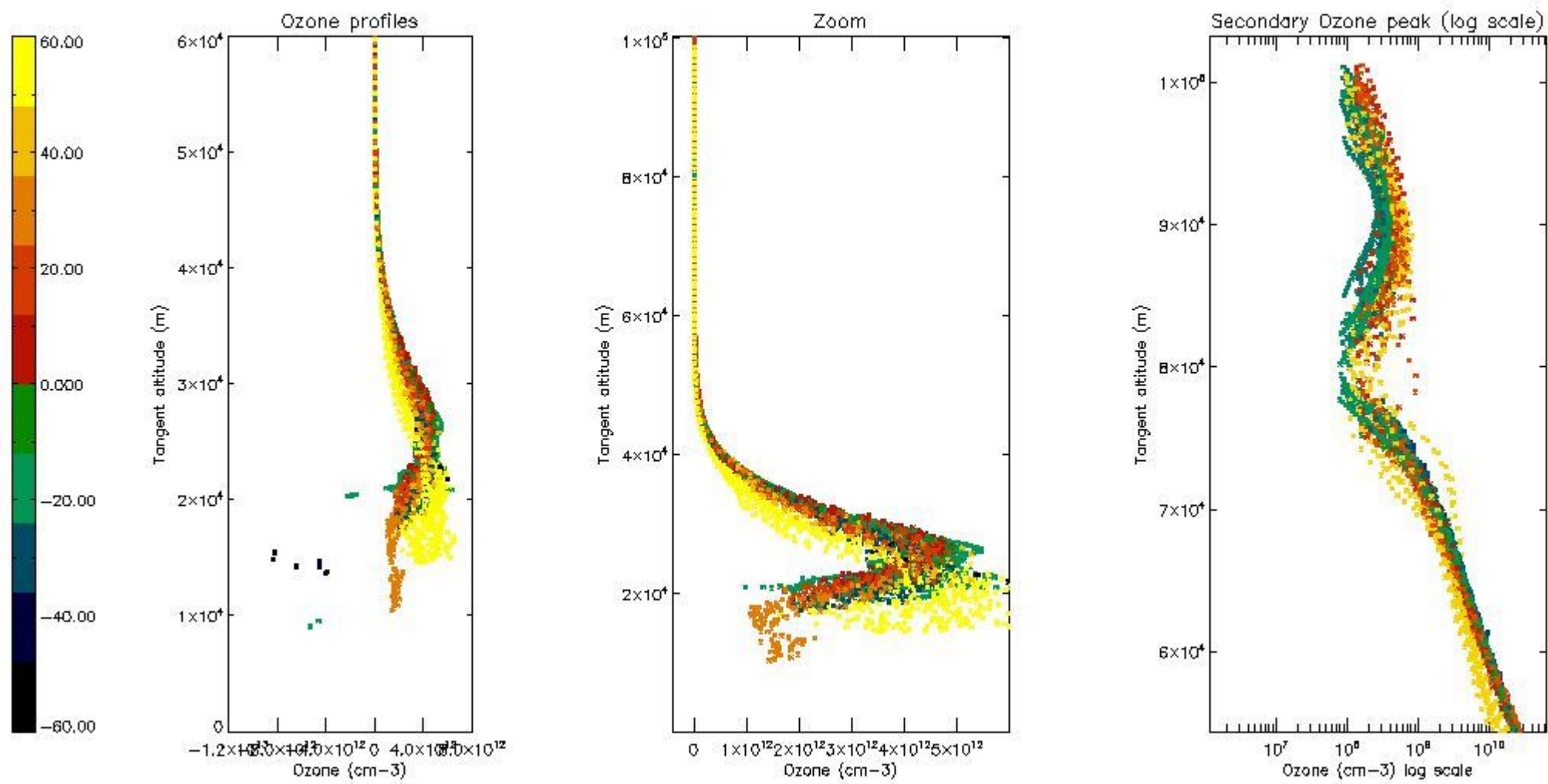
5.3 Plot ozone profiles where STD < 20% (dark without errors)

The colorbar represents the latitude.



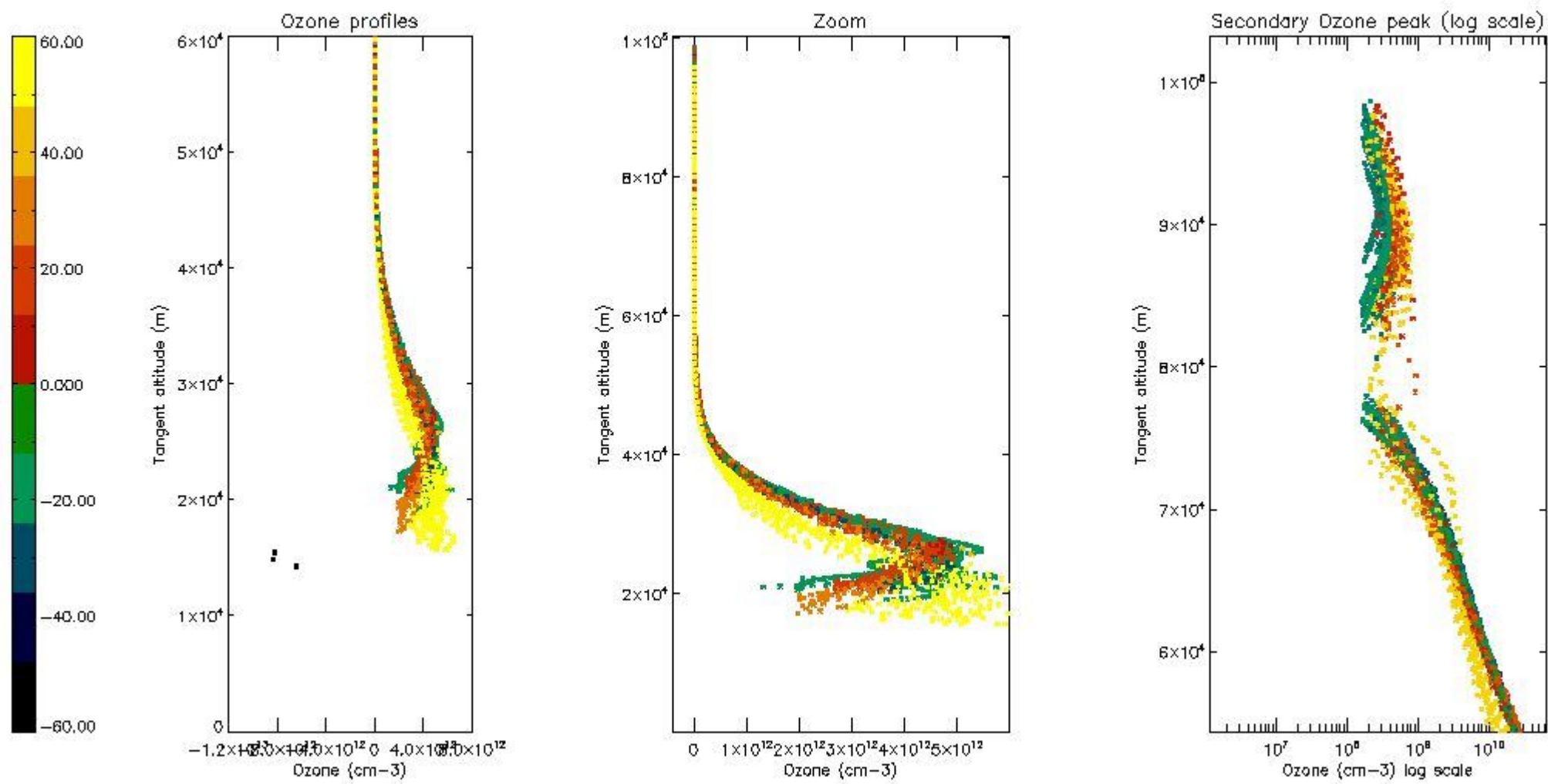
5.4 Plot ozone profiles where $STD < 10\%$ (dark without errors)

The colorbar represents the latitude.



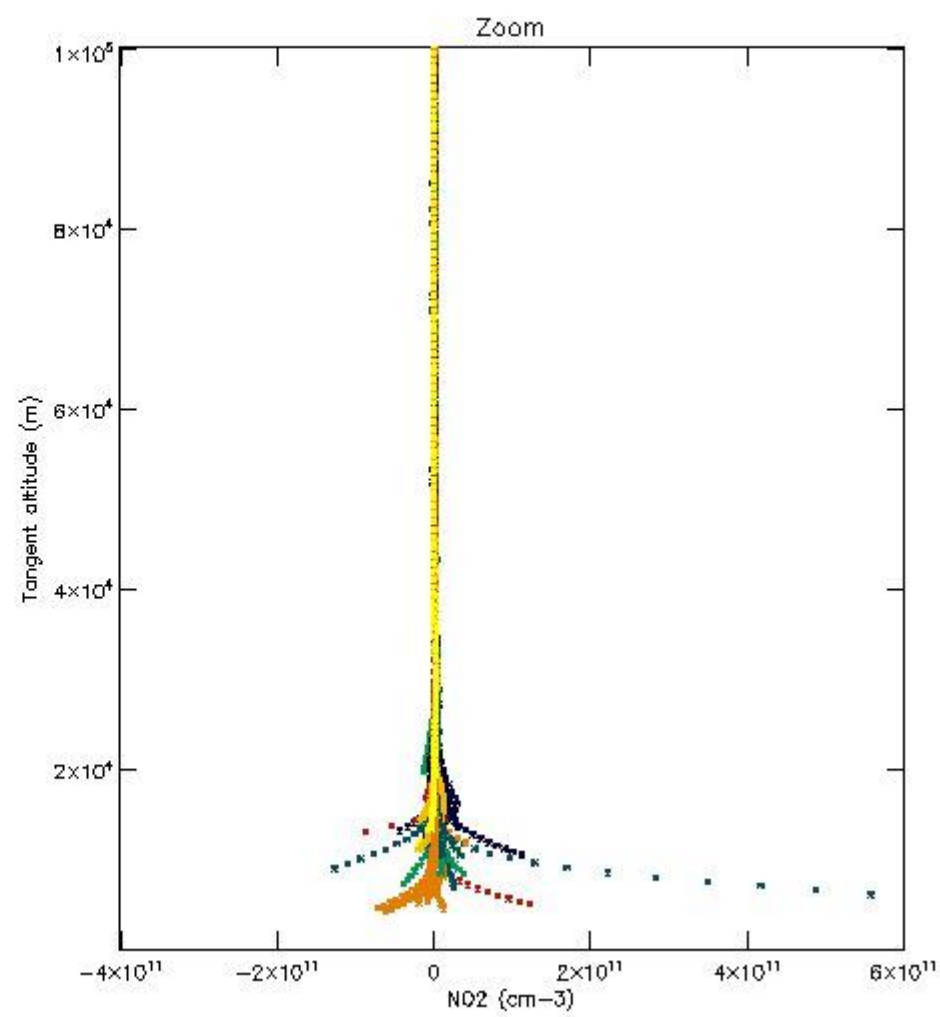
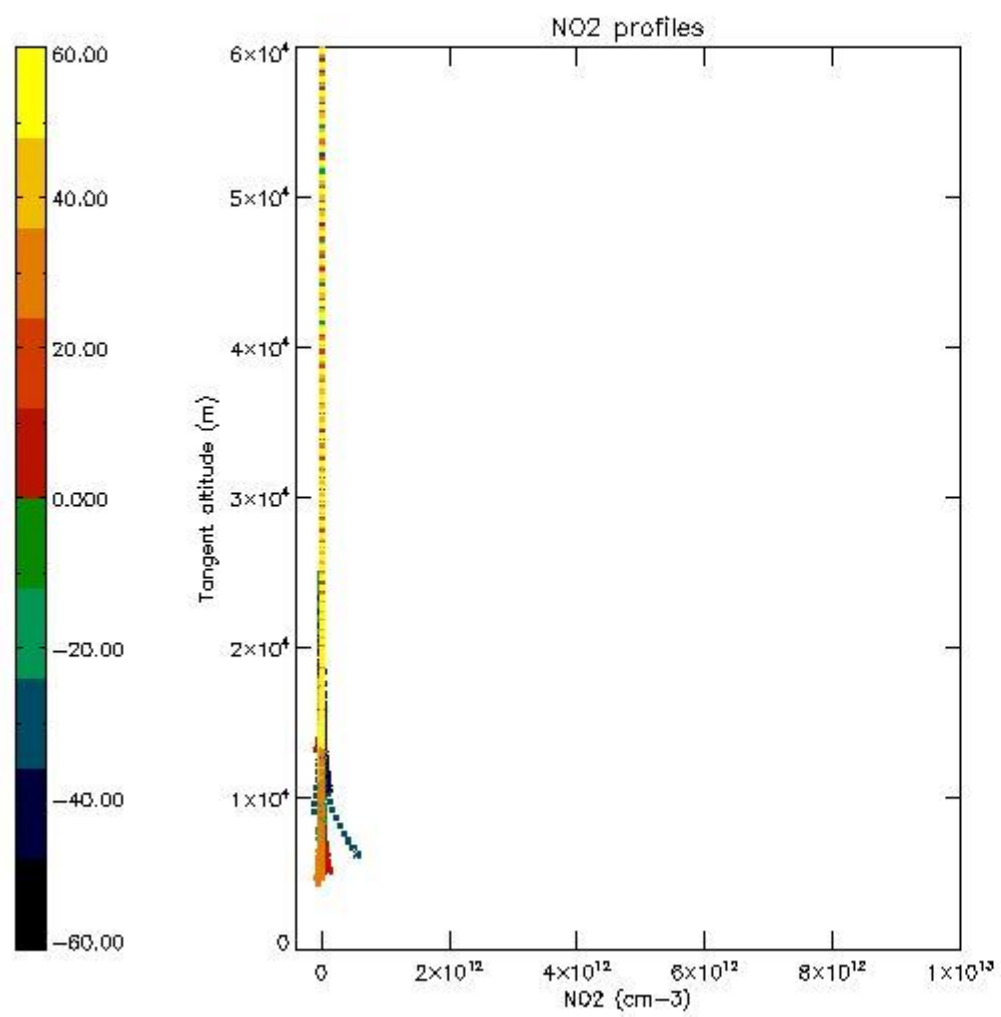
5.5 Plot ozone profiles where STD < 5% (dark without errors)

The colorbar represents the latitude.



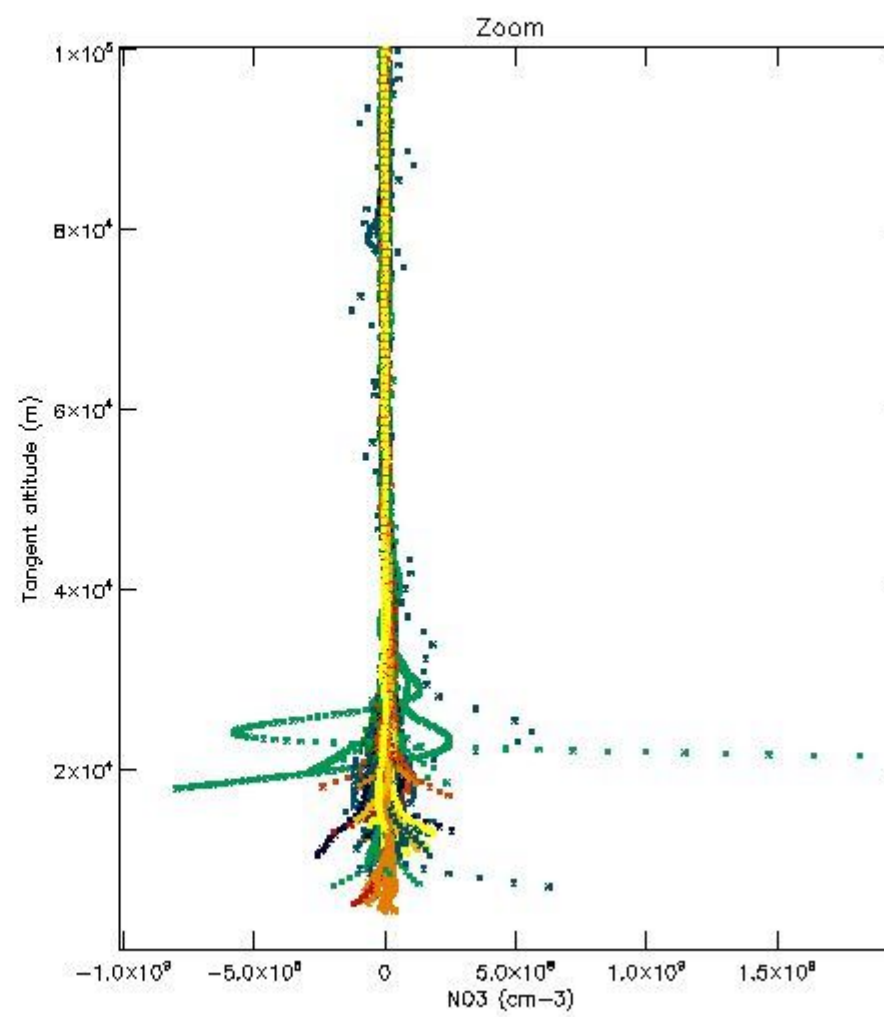
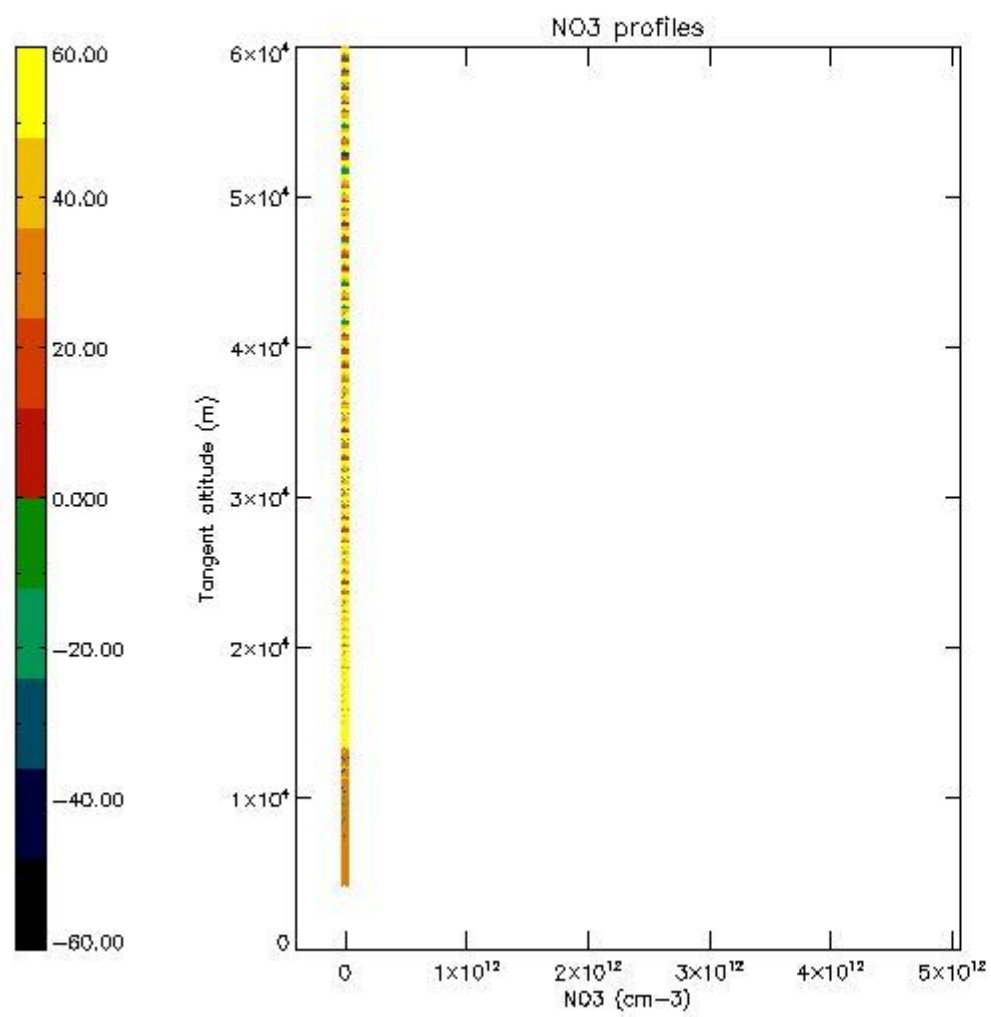
5.6 Plot NO₂ profiles for all STD (dark without errors)

The colorbar represents the latitude.



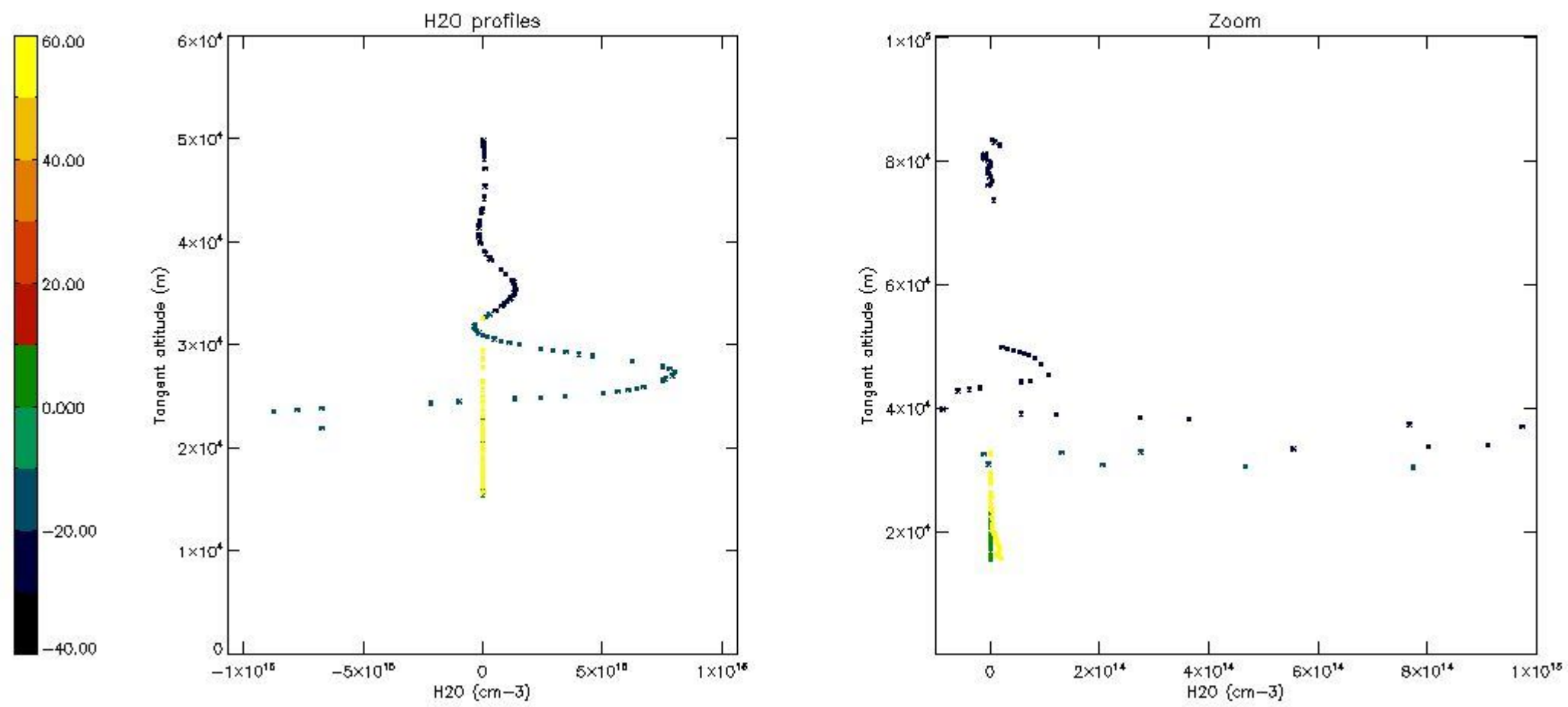
5.7 Plot NO3 profiles for all STD (dark without errors)

The colorbar represents the latitude.



5.8 Plot H2O profiles for all STD (only for occultations of stars 1,2,3,4,13,14,16,26,63 dark without errors)

The colorbar represents the latitude.



6. Auxiliary Data Files used for the production reported in section 2

The number reported in the third column indicates since which file (see list in section 2) the corresponding auxiliary file has been used. The fourth column is the date of those product files.

Type	Auxiliary Filename	Used since product	Used since product date
INST_PHYS_CHARACTERISTICS	GOM_INS_AXVIEC20091111_143220_20030716_120000_20500101_000000	1	25-NOV-2004 00:02:43
LEVEL-2_PROC_CONFIG	GOM_PR2_AXVIEC20091111_152718_20020301_000000_20500101_000000	1	25-NOV-2004 00:02:43
CROSS_SECTIONS_FILE	GOM_CRS_AXVIEC20091111_154832_20020301_000000_20500101_000000	1	25-NOV-2004 00:02:43

GOMOS Level 2 Daily Report

SUMMARY

[1. General Info](#)

[2. Summary of processed GOM_NL_2P products](#)

[3. Level 2 Quality information per product](#)

[3.1 Plot of level 2 quality information per product \(time dependant\)](#)

[3.2 Plot of level 2 quality information per product \(world map\)](#)

[4. Level 1 Quality information per product \(stored on level 2 products\)](#)

[4.1 Plot of level 1 quality information per product \(time dependant\)](#)

[4.1.1 Plot of level 1 quality information per product \(time dependant\): ASCENDING](#)

[4.1.2 Plot of level 1 quality information per product \(time dependant\): DESCENDING](#)

[4.2 Plot of level 1 quality information per product \(world map\)](#)

[4.2.1 Plot of level 1 quality information per product \(world map\): ASCENDING](#)

[4.2.2 Plot of level 1 quality information per product \(world map\): DESCENDING](#)

[5. Ozone profiles based on quality statistics and other trace gas profiles](#)

[5.1 Ozone statistics based on quality of products](#)

[5.2 Plot ozone profiles for all STD \(dark without errors\)](#)

[5.3 Plot ozone profiles where STD < 20% \(dark without errors\)](#)

[5.4. Plot ozone profiles where STD < 10% \(dark without errors\)](#)

[5.5. Plot ozone profiles where STD < 5% \(dark without errors\)](#)

[5.6 Plot NO2 profiles for all STD \(dark without errors\)](#)

[5.7 Plot NO3 profiles for all STD \(dark without errors\)](#)

[5.8 Plot H2O profiles \(only for occultations of stars 1,2,3,4,13,14,16,26,63 dark without errors\) for all STD](#)

[6. Auxiliary Data Files used for the production reported in section 2](#)

This report presents the daily analysis on parameters extracted from GOMOS level 2 data (GOM_NL__2P). It is intended to monitor some important parameters that will impact the quality of these products. A list of level 2 products (and content) that have arrived during the reporting day to the PCF is also given.

Item	Value
Time of report generation	22APR2013 08:39:02
Data source version	GOMOS/6.01
Start time of products	25-11-2004 (25NOV2004 00:00:00)
Stop time of products	26-11-2004 (26NOV2004 00:00:00)
Store outputs in DB	Yes
Nb of level 2 prods	483
Nb of prods with errors	0

2. Summary of processed GOM_NL__2P products.

Nr	Filename	UTC Start time	Limb	Duration	Star Id	Star Name	Star Mag	Star Temp	Nb Meas	Orbit	Prod. error
1	GOM_NL__2PRFIN20041125_000243_000001172032_00231_14313_6483.N1	25-NOV-2004 00:02:43	Straylight	116.50	1	9Alp CMa	-1.4400	11000.	233	14313	No
2	GOM_NL__2PRFIN20041125_000642_000000772032_00231_14313_6484.N1	25-NOV-2004 00:06:42	Straylight	77.000	7	19Bet Ori	0.10000	14000.	154	14313	No
3	GOM_NL__2PRFIN20041125_001017_000000802032_00231_14313_6485.N1	25-NOV-2004 00:10:17	Twilight_stray	80.000	30	46Eps Ori	1.6940	30000.	160	14313	No
4	GOM_NL__2PRFIN20041125_001525_000000382032_00231_14313_6486.N1	25-NOV-2004 00:15:25	Bright	37.500	105	6Bet Ari	2.6450	8900.0	75	14313	No
5	GOM_NL__2PRFIN20041125_001911_000000372032_00231_14313_6487.N1	25-NOV-2004 00:19:11	Bright	36.500	173	4Bet Tri	3.0040	8900.0	73	14313	No
6	GOM_NL__2PRFIN20041125_002055_000000382032_00231_14313_6488.N1	25-NOV-2004 00:20:55	Bright	38.000	79	26Bet Per	2.3100	13100.	76	14313	No
7	GOM_NL__2PRFIN20041125_002321_000000392032_00231_14313_6489.N1	25-NOV-2004 00:23:21	Bright	38.500	175	39Del Per	3.0100	19400.	77	14313	No
8	GOM_NL__2PRFIN20041125_002605_000000402032_00231_14313_6490.N1	25-NOV-2004 00:26:05	Bright	39.500	68	18Alp Cas	2.2250	4500.0	79	14313	No
9	GOM_NL__2PRFIN20041125_002718_000000372032_00231_14313_6491.N1	25-NOV-2004 00:27:18	Bright	37.000	74	11Bet Cas	2.2680	6600.0	74	14313	No
10	GOM_NL__2PRFIN20041125_003423_000000382032_00231_14313_6492.N1	25-NOV-2004 00:34:23	Bright	38.000	49	1Alp UMi	1.9900	6300.0	76	14313	No
11	GOM_NL__2PRFIN20041125_003859_000000382032_00231_14313_6493.N1	25-NOV-2004 00:38:59	Bright	38.000	60	7Bet UMi	2.0810	3950.0	76	14313	No
12	GOM_NL__2PRFIN20041125_004118_000000412032_00231_14313_6494.N1	25-NOV-2004 00:41:18	Bright	41.000	119	14Eta Dra	2.7270	4700.0	82	14313	No
13	GOM_NL__2PRFIN20041125_004309_000000452032_00231_14313_6495.N1	25-NOV-2004 00:43:09	Bright	44.500	82	48Bet UMa	2.3650	10600.	89	14313	No
14	GOM_NL__2PRFIN20041125_004442_000000362032_00231_14313_6496.N1	25-NOV-2004 00:44:42	Bright	36.000	55	79Zet UMa	2.0600	10200.	72	14313	No
15	GOM_NL__2PRFIN20041125_004616_000000372032_00231_14313_6497.N1	25-NOV-2004 00:46:16	Bright	37.000	39	85Eta UMa	1.8540	24000.	74	14313	No
16	GOM_NL__2PRFIN20041125_004902_000000512032_00231_14313_6498.N1	25-NOV-2004 00:49:02	Bright	51.000	180	27Gam Boo	3.0400	8000.0	102	14313	No
17	GOM_NL__2PRFIN20041125_005202_000000362032_00231_14313_6499.N1	25-NOV-2004 00:52:02	Bright	36.000	83		2.3780	11000.	72	14313	No
18	GOM_NL__2PRFIN20041125_005432_000000362032_00231_14313_6500.N1	25-NOV-2004 00:54:32	Bright	36.000	3	16Alp Boo	-0.050000	4250.0	72	14313	No
19	GOM_NL__2PRFIN20041125_005728_000000852032_00231_14313_6501.N1	25-NOV-2004 00:57:28	Bright	85.000	96	68Del Leo	2.5600	9300.0	170	14313	No
20	GOM_NL__2PRFIN20041125_010100_000001612032_00231_14313_6502.N1	25-NOV-2004 01:01:00	Twilight_stray	160.50	51	41Gam1Leo	2.0100	4500.0	321	14313	No
21	GOM_NL__2PRFIN20041125_010823_000002272032_00231_14313_6503.N1	25-NOV-2004 01:08:23	Dark	227.00	22	32Alp Leo	1.3600	15200.	454	14313	No
22	GOM_NL__2PRFIN20041125_011433_000000392032_00231_14313_6504.N1	25-NOV-2004 01:14:33	Dark	39.000	64	Gam Cen	2.2000	10600.	78	14313	No
23	GOM_NL__2PRFIN20041125_011547_000000412032_00231_14313_6505.N1	25-NOV-2004 01:15:47	Dark	41.000	99	Del Cen	2.5750	26000.	82	14313	No
24	GOM_NL__2PRFIN20041125_011707_000000402032_00231_14313_6506.N1	25-NOV-2004 01:17:07	Dark	40.000	20	Bet Cru	1.2530	30000.	80	14313	No
25	GOM_NL__2PRFIN20041125_011817_000000442032_00232_14314_6476.N1	25-NOV-2004 01:18:17	Dark	44.000	12	Alp1Cru	0.77500	30000.	88	14314	No
26	GOM_NL__2PRFIN20041125_012047_000000412032_00232_14314_6477.N1	25-NOV-2004 01:20:47	Dark	40.500	124	The Car	2.7640	30000.	81	14314	No
27	GOM_NL__2PRFIN20041125_012337_000000432032_00232_14314_6478.N1	25-NOV-2004 01:23:37	Dark	42.500	29	Bet Car	1.6720	10200.	85	14314	No
28	GOM_NL__2PRFIN20041125_012513_000000472032_00232_14314_6479.N1	25-NOV-2004 01:25:13	Dark	47.000	41	Eps Car	1.8600	4100.0	94	14314	No
29	GOM_NL__2PRFIN20041125_012650_000000512032_00232_14314_6480.N1	25-NOV-2004 01:26:50	Dark	51.000	34	Gam2Vel	1.7930	23000.	102	14314	No
30	GOM_NL__2PRFIN20041125_012820_000000592032_00232_14314_6481.N1	25-NOV-2004 01:28:20	Dark	58.500	70	Zet Pup	2.2460	39000.	117	14314	No
31	GOM_NL__2PRFIN20041125_013041_000000532032_00232_14314_6482.N1	25-NOV-2004 01:30:41	Dark	53.000	2	Alp Car	-0.73600	7000.0	106	14314	No
32	GOM_NL__2PRFIN20041125_013603_000000812032_00232_14314_6483.N1	25-NOV-2004 01:36:03	Dark	81.000	23	21Eps CMa	1.5020	26000.	162	14314	No
33	GOM_NL__2PRFIN20041125_013828_000000402032_00232_14314_6484.N1	25-NOV-2004 01:38:28	Straylight	39.500	157	The1Eri	2.9060	9300.0	79	14314	No
34	GOM_NL__2PRFIN20041125_014319_000001302032_00232_14314_6485.N1	25-NOV-2004 01:43:19	Straylight	130.00	1	9Alp CMa	-1.4400	11000.	260	14314	No
35	GOM_NL__2PRFIN20041125_014717_000000722032_00232_14314_6486.N1	25-NOV-2004 01:47:17	Straylight	71.500	7	19Bet Ori	0.10000	14000.	143	14314	No
36	GOM_NL__2PRFIN20041125_015051_000000752032_00232_14314_6487.N1	25-NOV-2004 01:50:51	Twilight_stray	75.000	30	46Eps Ori	1.6940	30000.	150	14314	No
37	GOM_NL__2PRFIN20041125_015601_000000392032_00232_14314_6488.N1	25-NOV-2004 01:56:01	Bright	38.500	105	6Bet Ari	2.6450	8900.0	77	14314	No
38	GOM_NL__2PRFIN20041125_015947_000000372032_00232_14314_6489.N1	25-NOV-2004 01:59:47	Bright	37.000	173	4Bet Tri	3.0040	8900.0	74	14314	No
39	GOM_NL__2PRFIN20041125_020131_000000392032_00232_14314_6490.N1	25-NOV-2004 02:01:31	Bright	38.500	79	26Bet Per	2.3100	13100.	77	14314	No
40	GOM_NL__2PRFIN20041125_020355_000000412032_00232_14314_6491.N1	25-NOV-2004 02:03:55	Bright	41.000	175	39Del Per	3.0100	19400.	82	14314	No
41	GOM_NL__2PRFIN20041125_020641_000000392032_00232_14314_6492.N1	25-NOV-2004 02:06:41	Bright	39.000	68	18Alp Cas	2.2250	4500.0	78	14314	No
42	GOM_NL__2PRFIN20041125_020754_000000392032_00232_14314_6493.N1	25-NOV-2004 02:07:54	Bright	38.500	74	11Bet Cas	2.2680	6600.0	77	14314	No

43	GOM_NL__2PRFIN20041125_021459_000000352032_00232_14314_6494.N1	25-NOV-2004 02:14:59	Bright	35.000	49	1Alp UMi	1.9900	6300.0	70	14314	No
44	GOM_NL__2PRFIN20041125_021935_000000392032_00232_14314_6495.N1	25-NOV-2004 02:19:35	Bright	39.000	60	7Bet UMi	2.0810	3950.0	78	14314	No
45	GOM_NL__2PRFIN20041125_022154_000000412032_00232_14314_6496.N1	25-NOV-2004 02:21:54	Bright	41.000	119	14Eta Dra	2.7270	4700.0	82	14314	No
46	GOM_NL__2PRFIN20041125_022344_000000452032_00232_14314_6497.N1	25-NOV-2004 02:23:44	Bright	45.000	82	48Bet UMa	2.3650	10600.	90	14314	No
47	GOM_NL__2PRFIN20041125_022518_000000412032_00232_14314_6498.N1	25-NOV-2004 02:25:18	Bright	40.500	55	79Zet UMa	2.0600	10200.	81	14314	No
48	GOM_NL__2PRFIN20041125_022652_000000402032_00232_14314_6499.N1	25-NOV-2004 02:26:52	Bright	39.500	39	85Eta UMa	1.8540	24000.	79	14314	No
49	GOM_NL__2PRFIN20041125_022939_000000462032_00232_14314_6500.N1	25-NOV-2004 02:29:39	Bright	45.500	180	27Gam Boo	3.0400	8000.0	91	14314	No
50	GOM_NL__2PRFIN20041125_023238_000000372032_00232_14314_6501.N1	25-NOV-2004 02:32:38	Bright	37.000	83		2.3780	11000.	74	14314	No
51	GOM_NL__2PRFIN20041125_023508_000000362032_00232_14314_6502.N1	25-NOV-2004 02:35:08	Bright	35.500	3	16Alp Boo	-0.050000	4250.0	71	14314	No
52	GOM_NL__2PRFIN20041125_023805_000000612032_00232_14314_6503.N1	25-NOV-2004 02:38:05	Bright	60.500	96	68Del Leo	2.5600	9300.0	121	14314	No
53	GOM_NL__2PRFIN20041125_024138_000001322032_00232_14314_6504.N1	25-NOV-2004 02:41:38	Tw_i_and_stray	131.50	51	41Gam1Leo	2.0100	4500.0	263	14314	No
54	GOM_NL__2PRFIN20041125_024903_000002472032_00232_14314_6505.N1	25-NOV-2004 02:49:03	Dark	246.50	22	32Alp Leo	1.3600	15200.	493	14314	No
55	GOM_NL__2PRFIN20041125_025510_000000432032_00232_14314_6506.N1	25-NOV-2004 02:55:10	Dark	42.500	64	Gam Cen	2.2000	10600.	85	14314	No
56	GOM_NL__2PRFIN20041125_025624_000000412032_00232_14314_6507.N1	25-NOV-2004 02:56:24	Dark	41.000	99	Del Cen	2.5750	26000.	82	14314	No
57	GOM_NL__2PRFIN20041125_025743_000000512032_00232_14314_6508.N1	25-NOV-2004 02:57:43	Dark	51.000	20	Bet Cru	1.2530	30000.	102	14314	No
58	GOM_NL__2PRFIN20041125_025854_000000402032_00233_14315_6476.N1	25-NOV-2004 02:58:54	Dark	39.500	12	Alp1Cru	0.77500	30000.	79	14315	No
59	GOM_NL__2PRFIN20041125_030123_000000402032_00233_14315_6477.N1	25-NOV-2004 03:01:23	Dark	39.500	124	The Car	2.7640	30000.	79	14315	No
60	GOM_NL__2PRFIN20041125_030550_000000462032_00233_14315_6478.N1	25-NOV-2004 03:05:50	Dark	46.000	41	Eps Car	1.8600	4100.0	92	14315	No
61	GOM_NL__2PRFIN20041125_030727_000000522032_00233_14315_6479.N1	25-NOV-2004 03:07:27	Dark	51.500	34	Gam2Vel	1.7930	23000.	103	14315	No
62	GOM_NL__2PRFIN20041125_030857_000000592032_00233_14315_6480.N1	25-NOV-2004 03:08:57	Dark	58.500	70	Zet Pup	2.2460	39000.	117	14315	No
63	GOM_NL__2PRFIN20041125_031117_000000592032_00233_14315_6481.N1	25-NOV-2004 03:11:17	Dark	59.000	2	Alp Car	-0.73600	7000.0	118	14315	No
64	GOM_NL__2PRFIN20041125_031639_000000722032_00233_14315_6482.N1	25-NOV-2004 03:16:39	Dark	71.500	23	21Eps CMa	1.5020	26000.	143	14315	No
65	GOM_NL__2PRFIN20041125_031904_000000412032_00233_14315_6483.N1	25-NOV-2004 03:19:04	Straylight	40.500	157	The1Eri	2.9060	9300.0	81	14315	No
66	GOM_NL__2PRFIN20041125_032355_000001082032_00233_14315_6484.N1	25-NOV-2004 03:23:55	Straylight	108.00	1	9Alp CMa	-1.4400	11000.	216	14315	No
67	GOM_NL__2PRFIN20041125_032753_000000742032_00233_14315_6485.N1	25-NOV-2004 03:27:53	Straylight	73.500	7	19Bet Ori	0.10000	14000.	147	14315	No
68	GOM_NL__2PRFIN20041125_033127_000000822032_00233_14315_6486.N1	25-NOV-2004 03:31:27	Tw_i_and_stray	81.500	30	46Eps Ori	1.6940	30000.	163	14315	No
69	GOM_NL__2PRFIN20041125_033424_000000772032_00233_14315_6487.N1	25-NOV-2004 03:34:24	Bright	77.000	27	24Gam Ori	1.6360	26000.	154	14315	No
70	GOM_NL__2PRFIN20041125_033713_000000422032_00233_14315_6488.N1	25-NOV-2004 03:37:13	Bright	41.500	50	13Alp Ari	2.0070	4250.0	83	14315	No
71	GOM_NL__2PRFIN20041125_034023_000000372032_00233_14315_6489.N1	25-NOV-2004 03:40:23	Bright	37.000	173	4Bet Tri	3.0040	8900.0	74	14315	No
72	GOM_NL__2PRFIN20041125_034207_000000372032_00233_14315_6490.N1	25-NOV-2004 03:42:07	Bright	37.000	79	26Bet Per	2.3100	13100.	74	14315	No
73	GOM_NL__2PRFIN20041125_034432_000000392032_00233_14315_6491.N1	25-NOV-2004 03:44:32	Bright	39.000	175	39Del Per	3.0100	19400.	78	14315	No
74	GOM_NL__2PRFIN20041125_034716_000000392032_00233_14315_6492.N1	25-NOV-2004 03:47:16	Bright	38.500	68	18Alp Cas	2.2250	4500.0	77	14315	No
75	GOM_NL__2PRFIN20041125_034830_000000402032_00233_14315_6493.N1	25-NOV-2004 03:48:30	Bright	40.000	74	11Bet Cas	2.2680	6600.0	80	14315	No
76	GOM_NL__2PRFIN20041125_035536_000000382032_00233_14315_6494.N1	25-NOV-2004 03:55:36	Bright	38.000	49	1Alp UMi	1.9900	6300.0	76	14315	No
77	GOM_NL__2PRFIN20041125_040010_000000402032_00233_14315_6495.N1	25-NOV-2004 04:00:10	Bright	40.000	60	7Bet UMi	2.0810	3950.0	80	14315	No
78	GOM_NL__2PRFIN20041125_040230_000000412032_00233_14315_6496.N1	25-NOV-2004 04:02:30	Bright	41.000	119	14Eta Dra	2.7270	4700.0	82	14315	No
79	GOM_NL__2PRFIN20041125_040419_000000452032_00233_14315_6497.N1	25-NOV-2004 04:04:19	Bright	44.500	82	48Bet UMa	2.3650	10600.	89	14315	No
80	GOM_NL__2PRFIN20041125_040554_000000382032_00233_14315_6498.N1	25-NOV-2004 04:05:54	Bright	38.000	55	79Zet UMa	2.0600	10200.	76	14315	No
81	GOM_NL__2PRFIN20041125_040728_000000382032_00233_14315_6499.N1	25-NOV-2004 04:07:28	Bright	38.000	39	85Eta UMa	1.8540	24000.	76	14315	No
82	GOM_NL__2PRFIN20041125_041015_000000372032_00233_14315_6500.N1	25-NOV-2004 04:10:15	Bright	37.000	180	27Gam Boo	3.0400	8000.0	74	14315	No
83	GOM_NL__2PRFIN20041125_041314_000000362032_00233_14315_6501.N1	25-NOV-2004 04:13:14	Bright	36.000	83		2.3780	11000.	72	14315	No
84	GOM_NL__2PRFIN20041125_041544_000000352032_00233_14315_6502.N1	25-NOV-2004 04:15:44	Bright	35.000	3	16Alp Boo	-0.050000	4250.0	70	14315	No
85	GOM_NL__2PRFIN20041125_041842_000000632032_00233_14315_6503.N1	25-NOV-2004 04:18:42	Bright	62.500	96	68Del Leo	2.5600	9300.0	125	14315	No
86	GOM_NL__2PRFIN20041125_042216_000001312032_00233_14315_6504.N1	25-NOV-2004 04:22:16	Tw_i_and_stray	130.50	51	41Gam1Leo	2.0100	4500.0	261	14315	No
87	GOM_NL__2PRFIN20041125_042748_000000462032_00233_14315_6505.N1	25-NOV-2004 04:27:48	Tw_i_and_stray	46.000	163	7Del Crv	2.9450	11000.	92	14315	No
88	GOM_NL__2PRFIN20041125_042943_000002512032_00233_14315_6506.N1	25-NOV-2004 04:29:43	Dark	250.50	22	32Alp Leo	1.3600	15200.	501	14315	No
89	GOM_NL__2PRFIN20041125_043546_000000422032_00233_14315_6507.N1	25-NOV-2004 04:35:46	Dark	42.000	64	Gam Cen	2.2000	10600.	84	14315	No
90	GOM_NL__2PRFIN20041125_043700_000000442032_00233_14315_6508.N1	25-NOV-2004 04:37:00	Dark	44.000	99	Del Cen	2.5750	26000.	88	14315	No
91	GOM_NL__2PRFIN20041125_043820_000000412032_00233_14315_6509.N1	25-NOV-2004 04:38:20	Dark	41.000	20	Bet Cru	1.2530	30000.	82	14315	No
92	GOM_NL__2PRFIN20041125_043930_000000492032_00234_14316_6476.N1	25-NOV-2004 04:39:30	Dark	49.000	12	Alp1Cru	0.77500	30000.	98	14316	No
93	GOM_NL__2PRFIN20041125_044200_000000382032_00234_14316_6477.N1	25-NOV-2004 04:42:00	Dark	38.000	124	The Car	2.7640	30000.	76	14316	No
94	GOM_NL__2PRFIN20041125_044627_000000432032_00234_14316_6478.N1	25-NOV-2004 04:46:27	Dark	42.500	41	Eps Car	1.8600	4100.0	85	14316	No
95	GOM_NL__2PRFIN20041125_044804_000000502032_00234_14316_6479.N1	25-NOV-2004 04:48:04	Dark	50.000	34	Gam2Vel	1.7930	23000.	100	14316	No
96	GOM_NL__2PRFIN20041125_044935_000000592032_00234_14316_6480.N1	25-NOV-2004 04:49:35	Dark	58.500	70	Zet Pup	2.2460	39000.	117	14316	No
97	GOM_NL__2PRFIN20041125_045154_000000592032_00234_14316_6481.N1	25-NOV-2004 04:51:54	Dark	58.500	2	Alp Car	-0.73600	7000.0	117	14316	No
98	GOM_NL__2PRFIN20041125_045715_000000802032_00234_14316_6482.N1	25-NOV-2004 04:57:15	Dark	80.000	23	21Eps CMa	1.5020	26000.	160	14316	No
99	GOM_NL__2PRFIN20041125_045941_000000382032_00234_14316_6483.N1	25-NOV-2004 04:59:41	Straylight	37.500	157	The1Eri	2.9060	9300.0	75	14316	No
100	GOM_NL__2PRFIN20041125_050431_000001142032_00234_14316_6484.N1	25-NOV-2004 05:04:31	Straylight	114.00	1	9Alp CMa	-1.4400	11000.	228	14316	No
101	GOM_NL__2PRFIN20041125_050831_000000692032_00234_14316_6485.N1	25-NOV-2004 05:08:31	Straylight	68.500	7	19Bet Ori	0.10000	14000.	137	14316	No

102	GOM_NL__2PRFIN20041125_051202_000000792032_00234_14316_6486.N1	25-NOV-2004 05:12:02	Twilight	78.500	30	46Eps Ori	1.6940	30000.	157	14316	No
103	GOM_NL__2PRFIN20041125_051459_000000752032_00234_14316_6487.N1	25-NOV-2004 05:14:59	Bright	74.500	27	24Gam Ori	1.6360	26000.	149	14316	No
104	GOM_NL__2PRFIN20041125_051750_000000412032_00234_14316_6488.N1	25-NOV-2004 05:17:50	Bright	40.500	50	13Alp Ari	2.0070	4250.0	81	14316	No
105	GOM_NL__2PRFIN20041125_052059_000000372032_00234_14316_6489.N1	25-NOV-2004 05:20:59	Bright	36.500	173	4Bet Tri	3.0040	8900.0	73	14316	No
106	GOM_NL__2PRFIN20041125_052243_000000392032_00234_14316_6490.N1	25-NOV-2004 05:22:43	Bright	39.000	79	26Bet Per	2.3100	13100.	78	14316	No
107	GOM_NL__2PRFIN20041125_052508_000000402032_00234_14316_6491.N1	25-NOV-2004 05:25:08	Bright	39.500	175	39Del Per	3.0100	19400.	79	14316	No
108	GOM_NL__2PRFIN20041125_052753_000000392032_00234_14316_6492.N1	25-NOV-2004 05:27:53	Bright	39.000	68	18Alp Cas	2.2250	4500.0	78	14316	No
109	GOM_NL__2PRFIN20041125_052908_000000392032_00234_14316_6493.N1	25-NOV-2004 05:29:08	Bright	39.000	74	11Bet Cas	2.2680	6600.0	78	14316	No
110	GOM_NL__2PRFIN20041125_053612_000000382032_00234_14316_6494.N1	25-NOV-2004 05:36:12	Bright	38.000	49	1Alp UMi	1.9900	6300.0	76	14316	No
111	GOM_NL__2PRFIN20041125_054046_000000402032_00234_14316_6495.N1	25-NOV-2004 05:40:46	Bright	40.000	60	7Bet UMi	2.0810	3950.0	80	14316	No
112	GOM_NL__2PRFIN20041125_054309_000000402032_00234_14316_6496.N1	25-NOV-2004 05:43:09	Bright	40.000	119	14Eta Dra	2.7270	4700.0	80	14316	No
113	GOM_NL__2PRFIN20041125_054455_000000462032_00234_14316_6497.N1	25-NOV-2004 05:44:55	Bright	46.000	82	48Bet UMa	2.3650	10600.	92	14316	No
114	GOM_NL__2PRFIN20041125_054630_000000392032_00234_14316_6498.N1	25-NOV-2004 05:46:30	Bright	38.500	55	79Zet UMa	2.0600	10200.	77	14316	No
115	GOM_NL__2PRFIN20041125_054805_000000362032_00234_14316_6499.N1	25-NOV-2004 05:48:05	Bright	36.000	39	85Eta UMa	1.8540	24000.	72	14316	No
116	GOM_NL__2PRFIN20041125_055052_000000352032_00234_14316_6500.N1	25-NOV-2004 05:50:52	Bright	35.000	180	27Gam Boo	3.0400	8000.0	70	14316	No
117	GOM_NL__2PRFIN20041125_055351_000000362032_00234_14316_6501.N1	25-NOV-2004 05:53:51	Bright	35.500	83		2.3780	11000.	71	14316	No
118	GOM_NL__2PRFIN20041125_055621_000000362032_00234_14316_6502.N1	25-NOV-2004 05:56:21	Bright	35.500	3	16Alp Boo	-0.050000	4250.0	71	14316	No
119	GOM_NL__2PRFIN20041125_055917_000000622032_00234_14316_6503.N1	25-NOV-2004 05:59:17	Bright	62.000	96	68Del Leo	2.5600	9300.0	124	14316	No
120	GOM_NL__2PRFIN20041125_060253_000001342032_00234_14316_6504.N1	25-NOV-2004 06:02:53	Twilight	133.50	51	41Gam1Leo	2.0100	4500.0	267	14316	No
121	GOM_NL__2PRFIN20041125_060826_000000452032_00234_14316_6505.N1	25-NOV-2004 06:08:26	Twilight	44.500	163	7Del Crv	2.9450	11000.	89	14316	No
122	GOM_NL__2PRFIN20041125_061024_000002442032_00234_14316_6506.N1	25-NOV-2004 06:10:24	Dark	243.50	22	32Alp Leo	1.3600	15200.	487	14316	No
123	GOM_NL__2PRFIN20041125_061623_000000442032_00234_14316_6507.N1	25-NOV-2004 06:16:23	Dark	43.500	64	Gam Cen	2.2000	10600.	87	14316	No
124	GOM_NL__2PRFIN20041125_061737_000000402032_00234_14316_6508.N1	25-NOV-2004 06:17:37	Dark	40.000	99	Del Cen	2.5750	26000.	80	14316	No
125	GOM_NL__2PRFIN20041125_061856_000000432032_00234_14316_6509.N1	25-NOV-2004 06:18:56	Dark	42.500	20	Bet Cru	1.2530	30000.	85	14316	No
126	GOM_NL__2PRFIN20041125_062007_000000442032_00235_14317_6476.N1	25-NOV-2004 06:20:07	Dark	44.000	12	Alp1Cru	0.77500	30000.	88	14317	No
127	GOM_NL__2PRFIN20041125_062237_000000392032_00235_14317_6477.N1	25-NOV-2004 06:22:37	Dark	39.000	124	The Car	2.7640	30000.	78	14317	No
128	GOM_NL__2PRFIN20041125_062703_000000572032_00235_14317_6478.N1	25-NOV-2004 06:27:03	Dark	56.500	41	Eps Car	1.8600	4100.0	113	14317	No
129	GOM_NL__2PRFIN20041125_062841_000000512032_00235_14317_6479.N1	25-NOV-2004 06:28:41	Dark	50.500	34	Gam2Vel	1.7930	23000.	101	14317	No
130	GOM_NL__2PRFIN20041125_063012_000000582032_00235_14317_6480.N1	25-NOV-2004 06:30:12	Dark	57.500	70	Zet Pup	2.2460	39000.	115	14317	No
131	GOM_NL__2PRFIN20041125_063231_000000522032_00235_14317_6481.N1	25-NOV-2004 06:32:31	Dark	52.000	2	Alp Car	-0.73600	7000.0	104	14317	No
132	GOM_NL__2PRFIN20041125_063750_000000792032_00235_14317_6482.N1	25-NOV-2004 06:37:50	Dark	79.000	23	21Eps CMa	1.5020	26000.	158	14317	No
133	GOM_NL__2PRFIN20041125_064017_000000412032_00235_14317_6483.N1	25-NOV-2004 06:40:17	Straylight	40.500	157	The1Eri	2.9060	9300.0	81	14317	No
134	GOM_NL__2PRFIN20041125_064507_000001262032_00235_14317_6484.N1	25-NOV-2004 06:45:07	Straylight	125.50	1	9Alp CMa	-1.4400	11000.	251	14317	No
135	GOM_NL__2PRFIN20041125_064907_000000692032_00235_14317_6485.N1	25-NOV-2004 06:49:07	Straylight	69.000	7	19Bet Ori	0.10000	14000.	138	14317	No
136	GOM_NL__2PRFIN20041125_065236_000000732032_00235_14317_6486.N1	25-NOV-2004 06:52:36	Twilight	72.500	30	46Eps Ori	1.6940	30000.	145	14317	No
137	GOM_NL__2PRFIN20041125_065534_000000692032_00235_14317_6487.N1	25-NOV-2004 06:55:34	Bright	69.000	27	24Gam Ori	1.6360	26000.	138	14317	No
138	GOM_NL__2PRFIN20041125_065826_000000402032_00235_14317_6488.N1	25-NOV-2004 06:58:26	Bright	39.500	50	13Alp Ari	2.0070	4250.0	79	14317	No
139	GOM_NL__2PRFIN20041125_070136_000000362032_00235_14317_6489.N1	25-NOV-2004 07:01:36	Bright	35.500	173	4Bet Tri	3.0040	8900.0	71	14317	No
140	GOM_NL__2PRFIN20041125_070319_000000402032_00235_14317_6490.N1	25-NOV-2004 07:03:19	Bright	39.500	79	26Bet Per	2.3100	13100.	79	14317	No
141	GOM_NL__2PRFIN20041125_070543_000000392032_00235_14317_6491.N1	25-NOV-2004 07:05:43	Bright	38.500	175	39Del Per	3.0100	19400.	77	14317	No
142	GOM_NL__2PRFIN20041125_070830_000000392032_00235_14317_6492.N1	25-NOV-2004 07:08:30	Bright	39.000	68	18Alp Cas	2.2250	4500.0	78	14317	No
143	GOM_NL__2PRFIN20041125_070944_000000392032_00235_14317_6493.N1	25-NOV-2004 07:09:44	Bright	39.000	74	11Bet Cas	2.2680	6600.0	78	14317	No
144	GOM_NL__2PRFIN20041125_071648_000000342032_00235_14317_6494.N1	25-NOV-2004 07:16:48	Bright	34.000	49	1Alp UMi	1.9900	6300.0	68	14317	No
145	GOM_NL__2PRFIN20041125_072123_000000362032_00235_14317_6495.N1	25-NOV-2004 07:21:23	Bright	36.000	60	7Bet UMi	2.0810	3950.0	72	14317	No
146	GOM_NL__2PRFIN20041125_072345_000000392032_00235_14317_6496.N1	25-NOV-2004 07:23:45	Bright	39.000	119	14Eta Dra	2.7270	4700.0	78	14317	No
147	GOM_NL__2PRFIN20041125_072530_000000462032_00235_14317_6497.N1	25-NOV-2004 07:25:30	Bright	46.000	82	48Bet UMa	2.3650	10600.	92	14317	No
148	GOM_NL__2PRFIN20041125_072706_000000392032_00235_14317_6498.N1	25-NOV-2004 07:27:06	Bright	38.500	55	79Zet UMa	2.0600	10200.	77	14317	No
149	GOM_NL__2PRFIN20041125_072841_000000382032_00235_14317_6499.N1	25-NOV-2004 07:28:41	Bright	37.500	39	85Eta UMa	1.8540	24000.	75	14317	No
150	GOM_NL__2PRFIN20041125_073128_000000362032_00235_14317_6500.N1	25-NOV-2004 07:31:28	Bright	36.000	180	27Gam Boo	3.0400	8000.0	72	14317	No
151	GOM_NL__2PRFIN20041125_073427_000000362032_00235_14317_6501.N1	25-NOV-2004 07:34:27	Bright	35.500	83		2.3780	11000.	71	14317	No
152	GOM_NL__2PRFIN20041125_073657_000000362032_00235_14317_6502.N1	25-NOV-2004 07:36:57	Bright	35.500	3	16Alp Boo	-0.050000	4250.0	71	14317	No
153	GOM_NL__2PRFIN20041125_073954_000000662032_00235_14317_6503.N1	25-NOV-2004 07:39:54	Bright	66.000	96	68Del Leo	2.5600	9300.0	132	14317	No
154	GOM_NL__2PRFIN20041125_074331_000001412032_00235_14317_6504.N1	25-NOV-2004 07:43:31	Twilight	141.00	51	41Gam1Leo	2.0100	4500.0	282	14317	No
155	GOM_NL__2PRFIN20041125_074902_000000442032_00235_14317_6505.N1	25-NOV-2004 07:49:02	Twilight	44.000	163	7Del Crv	2.9450	11000.	88	14317	No
156	GOM_NL__2PRFIN20041125_075105_000002552032_00235_14317_6506.N1	25-NOV-2004 07:51:05	Dark	255.00	22	32Alp Leo	1.3600	15200.	510	14317	No
157	GOM_NL__2PRFIN20041125_075659_000000402032_00235_14317_6507.N1	25-NOV-2004 07:56:59	Dark	40.000	64	Gam Cen	2.2000	10600.	80	14317	No
158	GOM_NL__2PRFIN20041125_075813_000000392032_00235_14317_6508.N1	25-NOV-2004 07:58:13	Dark	38.500	99	Del Cen	2.5750	26000.	77	14317	No
159	GOM_NL__2PRFIN20041125_075933_000000472032_00235_14317_6509.N1	25-NOV-2004 07:59:33	Dark	47.000	20	Bet Cru	1.2530	30000.	94	14317	No
160	GOM_NL__2PRFIN20041125_080043_000000442032_00236_14318_6476.N1	25-NOV-2004 08:00:43	Dark	44.000	12	Alp1Cru	0.77500	30000.	88	14318	No

161	GOM_NL__2PRFIN20041125_080313_000000412032_00236_14318_6477.N1	25-NOV-2004 08:03:13	Dark	40.500	124	The Car	2.7640	30000.	81	14318	No
162	GOM_NL__2PRFIN20041125_080740_000000462032_00236_14318_6478.N1	25-NOV-2004 08:07:40	Dark	46.000	41	Eps Car	1.8600	4100.0	92	14318	No
163	GOM_NL__2PRFIN20041125_080918_000000592032_00236_14318_6479.N1	25-NOV-2004 08:09:18	Dark	59.000	34	Gam2Vel	1.7930	23000.	118	14318	No
164	GOM_NL__2PRFIN20041125_081049_000000582032_00236_14318_6480.N1	25-NOV-2004 08:10:49	Dark	58.000	70	Zet Pup	2.2460	39000.	116	14318	No
165	GOM_NL__2PRFIN20041125_081308_000000592032_00236_14318_6481.N1	25-NOV-2004 08:13:08	Dark	59.000	2	Alp Car	-0.73600	7000.0	118	14318	No
166	GOM_NL__2PRFIN20041125_081829_000000792032_00236_14318_6482.N1	25-NOV-2004 08:18:29	Dark	78.500	23	21Eps CMa	1.5020	26000.	157	14318	No
167	GOM_NL__2PRFIN20041125_082053_000000402032_00236_14318_6483.N1	25-NOV-2004 08:20:53	Straylight	40.000	157	The1Eri	2.9060	9300.0	80	14318	No
168	GOM_NL__2PRFIN20041125_082543_000001332032_00236_14318_6484.N1	25-NOV-2004 08:25:43	Straylight	132.50	1	9Alp CMa	-1.4400	11000.	265	14318	No
169	GOM_NL__2PRFIN20041125_082942_000000712032_00236_14318_6485.N1	25-NOV-2004 08:29:42	Straylight	70.500	7	19Bet Ori	0.10000	14000.	141	14318	No
170	GOM_NL__2PRFIN20041125_083311_000000782032_00236_14318_6486.N1	25-NOV-2004 08:33:11	Tw_i_and_stray	77.500	30	46Eps Ori	1.6940	30000.	155	14318	No
171	GOM_NL__2PRFIN20041125_083609_000000722032_00236_14318_6487.N1	25-NOV-2004 08:36:09	Bright	71.500	27	24Gam Ori	1.6360	26000.	143	14318	No
172	GOM_NL__2PRFIN20041125_083902_000000382032_00236_14318_6488.N1	25-NOV-2004 08:39:02	Bright	38.000	50	13Alp Ari	2.0070	4250.0	76	14318	No
173	GOM_NL__2PRFIN20041125_084212_000000372032_00236_14318_6489.N1	25-NOV-2004 08:42:12	Bright	36.500	173	4Bet Tri	3.0040	8900.0	73	14318	No
174	GOM_NL__2PRFIN20041125_084355_000000392032_00236_14318_6490.N1	25-NOV-2004 08:43:55	Bright	38.500	79	26Bet Per	2.3100	13100.	77	14318	No
175	GOM_NL__2PRFIN20041125_084619_000000392032_00236_14318_6491.N1	25-NOV-2004 08:46:19	Bright	38.500	175	39Del Per	3.0100	19400.	77	14318	No
176	GOM_NL__2PRFIN20041125_084906_000000392032_00236_14318_6492.N1	25-NOV-2004 08:49:06	Bright	38.500	68	18Alp Cas	2.2250	4500.0	77	14318	No
177	GOM_NL__2PRFIN20041125_085020_000000392032_00236_14318_6493.N1	25-NOV-2004 08:50:20	Bright	39.000	74	11Bet Cas	2.2680	6600.0	78	14318	No
178	GOM_NL__2PRFIN20041125_085724_000000382032_00236_14318_6494.N1	25-NOV-2004 08:57:24	Bright	38.000	49	1Alp UMi	1.9900	6300.0	76	14318	No
179	GOM_NL__2PRFIN20041125_090159_000000402032_00236_14318_6495.N1	25-NOV-2004 09:01:59	Bright	40.000	60	7Bet UMi	2.0810	3950.0	80	14318	No
180	GOM_NL__2PRFIN20041125_090421_000000392032_00236_14318_6496.N1	25-NOV-2004 09:04:21	Bright	38.500	119	14Eta Dra	2.7270	4700.0	77	14318	No
181	GOM_NL__2PRFIN20041125_090606_000000452032_00236_14318_6497.N1	25-NOV-2004 09:06:06	Bright	45.000	82	48Bet UMa	2.3650	10600.	90	14318	No
182	GOM_NL__2PRFIN20041125_090742_000000412032_00236_14318_6498.N1	25-NOV-2004 09:07:42	Bright	40.500	55	79Zet UMa	2.0600	10200.	81	14318	No
183	GOM_NL__2PRFIN20041125_090917_000000392032_00236_14318_6499.N1	25-NOV-2004 09:09:17	Bright	38.500	39	85Eta UMa	1.8540	24000.	77	14318	No
184	GOM_NL__2PRFIN20041125_091204_000000372032_00236_14318_6500.N1	25-NOV-2004 09:12:04	Bright	37.000	180	27Gam Boo	3.0400	8000.0	74	14318	No
185	GOM_NL__2PRFIN20041125_091503_000000362032_00236_14318_6501.N1	25-NOV-2004 09:15:03	Bright	36.000	83		2.3780	11000.	72	14318	No
186	GOM_NL__2PRFIN20041125_091733_000000352032_00236_14318_6502.N1	25-NOV-2004 09:17:33	Bright	35.000	3	16Alp Boo	-0.050000	4250.0	70	14318	No
187	GOM_NL__2PRFIN20041125_092031_000000632032_00236_14318_6503.N1	25-NOV-2004 09:20:31	Bright	63.000	96	68Del Leo	2.5600	9300.0	126	14318	No
188	GOM_NL__2PRFIN20041125_092409_000001392032_00236_14318_6504.N1	25-NOV-2004 09:24:09	Tw_i_and_stray	138.50	51	41Gam1Leo	2.0100	4500.0	277	14318	No
189	GOM_NL__2PRFIN20041125_092939_000000462032_00236_14318_6505.N1	25-NOV-2004 09:29:39	Tw_i_and_stray	45.500	163	7Del Crv	2.9450	11000.	91	14318	No
190	GOM_NL__2PRFIN20041125_093145_000002552032_00236_14318_6506.N1	25-NOV-2004 09:31:45	Dark	255.00	22	32Alp Leo	1.3600	15200.	510	14318	No
191	GOM_NL__2PRFIN20041125_093736_000000402032_00236_14318_6507.N1	25-NOV-2004 09:37:36	Dark	40.000	64	Gam Cen	2.2000	10600.	80	14318	No
192	GOM_NL__2PRFIN20041125_093850_000000412032_00236_14318_6508.N1	25-NOV-2004 09:38:50	Dark	40.500	99	Del Cen	2.5750	26000.	81	14318	No
193	GOM_NL__2PRFIN20041125_094009_000000402032_00236_14318_6509.N1	25-NOV-2004 09:40:09	Dark	40.000	20	Bet Cru	1.2530	30000.	80	14318	No
194	GOM_NL__2PRFIN20041125_094119_000000432032_00237_14319_6476.N1	25-NOV-2004 09:41:19	Dark	42.500	12	Alp1Cru	0.77500	30000.	85	14319	No
195	GOM_NL__2PRFIN20041125_094349_000000402032_00237_14319_6477.N1	25-NOV-2004 09:43:49	Dark	39.500	124	The Car	2.7640	30000.	79	14319	No
196	GOM_NL__2PRFIN20041125_094816_000000462032_00237_14319_6478.N1	25-NOV-2004 09:48:16	Dark	45.500	41	Eps Car	1.8600	4100.0	91	14319	No
197	GOM_NL__2PRFIN20041125_094954_000000522032_00237_14319_6479.N1	25-NOV-2004 09:49:54	Dark	51.500	34	Gam2Vel	1.7930	23000.	103	14319	No
198	GOM_NL__2PRFIN20041125_095125_000000622032_00237_14319_6480.N1	25-NOV-2004 09:51:25	Dark	61.500	70	Zet Pup	2.2460	39000.	123	14319	No
199	GOM_NL__2PRFIN20041125_095344_000000592032_00237_14319_6481.N1	25-NOV-2004 09:53:44	Dark	59.000	2	Alp Car	-0.73600	7000.0	118	14319	No
200	GOM_NL__2PRFIN20041125_095906_000000782032_00237_14319_6482.N1	25-NOV-2004 09:59:06	Dark	77.500	23	21Eps CMa	1.5020	26000.	155	14319	No
201	GOM_NL__2PRFIN20041125_100129_000000392032_00237_14319_6483.N1	25-NOV-2004 10:01:29	Straylight	39.000	157	The1Eri	2.9060	9300.0	78	14319	No
202	GOM_NL__2PRFIN20041125_100619_000001242032_00237_14319_6484.N1	25-NOV-2004 10:06:19	Straylight	123.50	1	9Alp CMa	-1.4400	11000.	247	14319	No
203	GOM_NL__2PRFIN20041125_101016_000000742032_00237_14319_6485.N1	25-NOV-2004 10:10:16	Straylight	74.000	7	19Bet Ori	0.10000	14000.	148	14319	No
204	GOM_NL__2PRFIN20041125_101349_000000752032_00237_14319_6486.N1	25-NOV-2004 10:13:49	Tw_i_and_stray	75.000	30	46Eps Ori	1.6940	30000.	150	14319	No
205	GOM_NL__2PRFIN20041125_101645_000000732032_00237_14319_6487.N1	25-NOV-2004 10:16:45	Bright	72.500	27	24Gam Ori	1.6360	26000.	145	14319	No
206	GOM_NL__2PRFIN20041125_101937_000000402032_00237_14319_6488.N1	25-NOV-2004 10:19:37	Bright	40.000	50	13Alp Ari	2.0070	4250.0	80	14319	No
207	GOM_NL__2PRFIN20041125_102248_000000372032_00237_14319_6489.N1	25-NOV-2004 10:22:48	Bright	36.500	173	4Bet Tri	3.0040	8900.0	73	14319	No
208	GOM_NL__2PRFIN20041125_102431_000000402032_00237_14319_6490.N1	25-NOV-2004 10:24:31	Bright	39.500	79	26Bet Per	2.3100	13100.	79	14319	No
209	GOM_NL__2PRFIN20041125_102654_000000392032_00237_14319_6491.N1	25-NOV-2004 10:26:54	Bright	39.000	175	39Del Per	3.0100	19400.	78	14319	No
210	GOM_NL__2PRFIN20041125_102941_000000412032_00237_14319_6492.N1	25-NOV-2004 10:29:41	Bright	41.000	68	18Alp Cas	2.2250	4500.0	82	14319	No
211	GOM_NL__2PRFIN20041125_103054_000000402032_00237_14319_6493.N1	25-NOV-2004 10:30:54	Bright	40.000	74	11Bet Cas	2.2680	6600.0	80	14319	No
212	GOM_NL__2PRFIN20041125_103759_000000392032_00237_14319_6494.N1	25-NOV-2004 10:37:59	Bright	39.000	49	1Alp UMi	1.9900	6300.0	78	14319	No
213	GOM_NL__2PRFIN20041125_104234_000000402032_00237_14319_6495.N1	25-NOV-2004 10:42:34	Bright	40.000	60	7Bet UMi	2.0810	3950.0	80	14319	No
214	GOM_NL__2PRFIN20041125_104457_000000372032_00237_14319_6496.N1	25-NOV-2004 10:44:57	Bright	36.500	119	14Eta Dra	2.7270	4700.0	73	14319	No
215	GOM_NL__2PRFIN20041125_104642_000000462032_00237_14319_6497.N1	25-NOV-2004 10:46:42	Bright	46.000	82	48Bet UMa	2.3650	10600.	92	14319	No
216	GOM_NL__2PRFIN20041125_104818_000000392032_00237_14319_6498.N1	25-NOV-2004 10:48:18	Bright	39.000	55	79Zet UMa	2.0600	10200.	78	14319	No
217	GOM_NL__2PRFIN20041125_104952_000000392032_00237_14319_6499.N1	25-NOV-2004 10:49:52	Bright	38.500	39	85Eta UMa	1.8540	24000.	77	14319	No
218	GOM_NL__2PRFIN20041125_105237_000000382032_00237_14319_6500.N1	25-NOV-2004 10:52:37	Bright	37.500	180	27Gam Boo	3.0400	8000.0	75	14319	No
219	GOM_NL__2PRFIN20041125_105536_000000382032_00237_14319_6501.N1	25-NOV-2004 10:55:36	Bright	37.500	83		2.3780	11000.	75	14319	No

220	GOM_NL__2PRFIN20041125_105809_000000362032_00237_14319_6502.N1	25-NOV-2004 10:58:09	Bright	35.500	3	16Alp Boo	-0.050000	4250.0	71	14319	No
221	GOM_NL__2PRFIN20041125_110108_000000632032_00237_14319_6503.N1	25-NOV-2004 11:01:08	Bright	62.500	96	68Del Leo	2.5600	9300.0	125	14319	No
222	GOM_NL__2PRFIN20041125_110447_000001372032_00237_14319_6504.N1	25-NOV-2004 11:04:47	Tw_i_and_stray	136.50	51	41Gam1Leo	2.0100	4500.0	273	14319	No
223	GOM_NL__2PRFIN20041125_111014_000000452032_00237_14319_6505.N1	25-NOV-2004 11:10:14	Tw_i_and_stray	45.000	163	7Del Crv	2.9450	11000.	90	14319	No
224	GOM_NL__2PRFIN20041125_111226_000002552032_00237_14319_6506.N1	25-NOV-2004 11:12:26	Dark	255.00	22	32Alp Leo	1.3600	15200.	510	14319	No
225	GOM_NL__2PRFIN20041125_111812_000000442032_00237_14319_6507.N1	25-NOV-2004 11:18:12	Dark	43.500	64	Gam Cen	2.2000	10600.	87	14319	No
226	GOM_NL__2PRFIN20041125_111925_000000432032_00237_14319_6508.N1	25-NOV-2004 11:19:25	Dark	43.000	99	Del Cen	2.5750	26000.	86	14319	No
227	GOM_NL__2PRFIN20041125_112044_000000452032_00237_14319_6509.N1	25-NOV-2004 11:20:44	Dark	45.000	20	Bet Cru	1.2530	30000.	90	14319	No
228	GOM_NL__2PRFIN20041125_112155_000000472032_00238_14320_6476.N1	25-NOV-2004 11:21:55	Dark	46.500	12	Alp1Cru	0.77500	30000.	93	14320	No
229	GOM_NL__2PRFIN20041125_112425_000000402032_00238_14320_6477.N1	25-NOV-2004 11:24:25	Dark	40.000	124	The Car	2.7640	30000.	80	14320	No
230	GOM_NL__2PRFIN20041125_112852_000000472032_00238_14320_6478.N1	25-NOV-2004 11:28:52	Dark	46.500	41	Eps Car	1.8600	4100.0	93	14320	No
231	GOM_NL__2PRFIN20041125_113031_000000502032_00238_14320_6479.N1	25-NOV-2004 11:30:31	Dark	49.500	34	Gam2Vel	1.7930	23000.	99	14320	No
232	GOM_NL__2PRFIN20041125_113202_000000602032_00238_14320_6480.N1	25-NOV-2004 11:32:02	Dark	59.500	70	Zet Pup	2.2460	39000.	119	14320	No
233	GOM_NL__2PRFIN20041125_113420_000000592032_00238_14320_6481.N1	25-NOV-2004 11:34:20	Dark	59.000	2	Alp Car	-0.73600	7000.0	118	14320	No
234	GOM_NL__2PRFIN20041125_113943_000000752032_00238_14320_6482.N1	25-NOV-2004 11:39:43	Dark	74.500	23	21Eps CMa	1.5020	26000.	149	14320	No
235	GOM_NL__2PRFIN20041125_114205_000000402032_00238_14320_6483.N1	25-NOV-2004 11:42:05	Straylight	40.000	157	The1Eri	2.9060	9300.0	80	14320	No
236	GOM_NL__2PRFIN20041125_114655_000001172032_00238_14320_6484.N1	25-NOV-2004 11:46:55	Straylight	116.50	1	9Alp CMa	-1.4400	11000.	233	14320	No
237	GOM_NL__2PRFIN20041125_115052_000000762032_00238_14320_6485.N1	25-NOV-2004 11:50:52	Straylight	76.000	7	19Bet Ori	0.10000	14000.	152	14320	No
238	GOM_NL__2PRFIN20041125_115423_000000732032_00238_14320_6486.N1	25-NOV-2004 11:54:23	Tw_i_and_stray	73.000	30	46Eps Ori	1.6940	30000.	146	14320	No
239	GOM_NL__2PRFIN20041125_115720_000000672032_00238_14320_6487.N1	25-NOV-2004 11:57:20	Bright	66.500	27	24Gam Ori	1.6360	26000.	133	14320	No
240	GOM_NL__2PRFIN20041125_115938_000000392032_00238_14320_6488.N1	25-NOV-2004 11:59:38	Bright	38.500	105	6Bet Ari	2.6450	8900.0	77	14320	No
241	GOM_NL__2PRFIN20041125_120322_000000382032_00238_14320_6489.N1	25-NOV-2004 12:03:22	Bright	38.000	173	4Bet Tri	3.0040	8900.0	76	14320	No
242	GOM_NL__2PRFIN20041125_120506_000000402032_00238_14320_6490.N1	25-NOV-2004 12:05:06	Bright	39.500	79	26Bet Per	2.3100	13100.	79	14320	No
243	GOM_NL__2PRFIN20041125_120730_000000382032_00238_14320_6491.N1	25-NOV-2004 12:07:30	Bright	38.000	175	39Del Per	3.0100	19400.	76	14320	No
244	GOM_NL__2PRFIN20041125_121017_000000402032_00238_14320_6492.N1	25-NOV-2004 12:10:17	Bright	39.500	68	18Alp Cas	2.2250	4500.0	79	14320	No
245	GOM_NL__2PRFIN20041125_121132_000000392032_00238_14320_6493.N1	25-NOV-2004 12:11:32	Bright	38.500	74	11Bet Cas	2.2680	6600.0	77	14320	No
246	GOM_NL__2PRFIN20041125_121835_000000382032_00238_14320_6494.N1	25-NOV-2004 12:18:35	Bright	38.000	49	1Alp UMi	1.9900	6300.0	76	14320	No
247	GOM_NL__2PRFIN20041125_122311_000000382032_00238_14320_6495.N1	25-NOV-2004 12:23:11	Bright	38.000	60	7Bet UMi	2.0810	3950.0	76	14320	No
248	GOM_NL__2PRFIN20041125_122531_000000412032_00238_14320_6496.N1	25-NOV-2004 12:25:31	Bright	41.000	119	14Eta Dra	2.7270	4700.0	82	14320	No
249	GOM_NL__2PRFIN20041125_122717_000000462032_00238_14320_6497.N1	25-NOV-2004 12:27:17	Bright	45.500	82	48Bet UMa	2.3650	10600.	91	14320	No
250	GOM_NL__2PRFIN20041125_122854_000000382032_00238_14320_6498.N1	25-NOV-2004 12:28:54	Bright	37.500	55	79Zet UMa	2.0600	10200.	75	14320	No
251	GOM_NL__2PRFIN20041125_123028_000000382032_00238_14320_6499.N1	25-NOV-2004 12:30:28	Bright	38.000	39	85Eta UMa	1.8540	24000.	76	14320	No
252	GOM_NL__2PRFIN20041125_123315_000000512032_00238_14320_6500.N1	25-NOV-2004 12:33:15	Bright	51.000	180	27Gam Boo	3.0400	8000.0	102	14320	No
253	GOM_NL__2PRFIN20041125_123615_000000362032_00238_14320_6501.N1	25-NOV-2004 12:36:15	Bright	36.000	83		2.3780	11000.	72	14320	No
254	GOM_NL__2PRFIN20041125_123845_000000362032_00238_14320_6502.N1	25-NOV-2004 12:38:45	Bright	36.000	3	16Alp Boo	-0.050000	4250.0	72	14320	No
255	GOM_NL__2PRFIN20041125_124144_000000612032_00238_14320_6503.N1	25-NOV-2004 12:41:44	Bright	61.000	96	68Del Leo	2.5600	9300.0	122	14320	No
256	GOM_NL__2PRFIN20041125_124524_000001362032_00238_14320_6504.N1	25-NOV-2004 12:45:24	Tw_i_and_stray	136.00	51	41Gam1Leo	2.0100	4500.0	272	14320	No
257	GOM_NL__2PRFIN20041125_125140_000000492032_00238_14320_6505.N1	25-NOV-2004 12:51:40	Tw_i_and_stray	49.000	100	4Gam Crv	2.5800	13100.	98	14320	No
258	GOM_NL__2PRFIN20041125_125313_000000492032_00238_14320_6506.N1	25-NOV-2004 12:53:13	Dark	48.500	171	2Eps Crv	3.0010	4250.0	97	14320	No
259	GOM_NL__2PRFIN20041125_125848_000000412032_00238_14320_6507.N1	25-NOV-2004 12:58:48	Dark	41.000	64	Gam Cen	2.2000	10600.	82	14320	No
260	GOM_NL__2PRFIN20041125_130002_000000432032_00238_14320_6508.N1	25-NOV-2004 13:00:02	Dark	42.500	99	Del Cen	2.5750	26000.	85	14320	No
261	GOM_NL__2PRFIN20041125_130120_000000452032_00238_14320_6509.N1	25-NOV-2004 13:01:20	Dark	44.500	20	Bet Cru	1.2530	30000.	89	14320	No
262	GOM_NL__2PRFIN20041125_130231_000000492032_00239_14321_6476.N1	25-NOV-2004 13:02:31	Dark	48.500	12	Alp1Cru	0.77500	30000.	97	14321	No
263	GOM_NL__2PRFIN20041125_130459_000000422032_00239_14321_6477.N1	25-NOV-2004 13:04:59	Dark	41.500	124	The Car	2.7640	30000.	83	14321	No
264	GOM_NL__2PRFIN20041125_130928_000000472032_00239_14321_6478.N1	25-NOV-2004 13:09:28	Dark	47.000	41	Eps Car	1.8600	4100.0	94	14321	No
265	GOM_NL__2PRFIN20041125_131108_000000522032_00239_14321_6479.N1	25-NOV-2004 13:11:08	Dark	52.000	34	Gam2Vel	1.7930	23000.	104	14321	No
266	GOM_NL__2PRFIN20041125_131239_000000602032_00239_14321_6480.N1	25-NOV-2004 13:12:39	Dark	59.500	70	Zet Pup	2.2460	39000.	119	14321	No
267	GOM_NL__2PRFIN20041125_131456_000000512032_00239_14321_6481.N1	25-NOV-2004 13:14:56	Dark	50.500	2	Alp Car	-0.73600	7000.0	101	14321	No
268	GOM_NL__2PRFIN20041125_132020_000000722032_00239_14321_6482.N1	25-NOV-2004 13:20:20	Dark	72.000	23	21Eps CMa	1.5020	26000.	144	14321	No
269	GOM_NL__2PRFIN20041125_132241_000000412032_00239_14321_6483.N1	25-NOV-2004 13:22:41	Straylight	40.500	157	The1Eri	2.9060	9300.0	81	14321	No
270	GOM_NL__2PRFIN20041125_132731_000001152032_00239_14321_6484.N1	25-NOV-2004 13:27:31	Straylight	114.50	1	9Alp CMa	-1.4400	11000.	229	14321	No
271	GOM_NL__2PRFIN20041125_133128_000000762032_00239_14321_6485.N1	25-NOV-2004 13:31:28	Straylight	76.000	7	19Bet Ori	0.10000	14000.	152	14321	No
272	GOM_NL__2PRFIN20041125_133459_000000722032_00239_14321_6486.N1	25-NOV-2004 13:34:59	Tw_i_and_stray	72.000	30	46Eps Ori	1.6940	30000.	144	14321	No
273	GOM_NL__2PRFIN20041125_133755_000000802032_00239_14321_6487.N1	25-NOV-2004 13:37:55	Bright	80.000	27	24Gam Ori	1.6360	26000.	160	14321	No
274	GOM_NL__2PRFIN20041125_134014_000000402032_00239_14321_6488.N1	25-NOV-2004 13:40:14	Bright	39.500	105	6Bet Ari	2.6450	8900.0	79	14321	No
275	GOM_NL__2PRFIN20041125_134358_000000372032_00239_14321_6489.N1	25-NOV-2004 13:43:58	Bright	37.000	173	4Bet Tri	3.0040	8900.0	74	14321	No
276	GOM_NL__2PRFIN20041125_134542_000000372032_00239_14321_6490.N1	25-NOV-2004 13:45:42	Bright	37.000	79	26Bet Per	2.3100	13100.	74	14321	No
277	GOM_NL__2PRFIN20041125_134803_000000412032_00239_14321_6491.N1	25-NOV-2004 13:48:03	Bright	41.000	175	39Del Per	3.0100	19400.	82	14321	No
278	GOM_NL__2PRFIN20041125_135054_000000372032_00239_14321_6492.N1	25-NOV-2004 13:50:54	Bright	37.000	68	18Alp Cas	2.2250	4500.0	74	14321	No

279	GOM_NL__2PRFIN20041125_135209_000000402032_00239_14321_6493.N1	25-NOV-2004 13:52:09	Bright	39.500	74	11Bet Cas	2.2680	6600.0	79	14321	No
280	GOM_NL__2PRFIN20041125_135909_000000412032_00239_14321_6494.N1	25-NOV-2004 13:59:09	Bright	41.000	49	1Alp UMi	1.9900	6300.0	82	14321	No
281	GOM_NL__2PRFIN20041125_140347_000000392032_00239_14321_6495.N1	25-NOV-2004 14:03:47	Bright	38.500	60	7Bet UMi	2.0810	3950.0	77	14321	No
282	GOM_NL__2PRFIN20041125_140610_000000362032_00239_14321_6496.N1	25-NOV-2004 14:06:10	Bright	36.000	119	14Eta Dra	2.7270	4700.0	72	14321	No
283	GOM_NL__2PRFIN20041125_140753_000000452032_00239_14321_6497.N1	25-NOV-2004 14:07:53	Bright	44.500	82	48Bet UMa	2.3650	10600.	89	14321	No
284	GOM_NL__2PRFIN20041125_140930_000000442032_00239_14321_6498.N1	25-NOV-2004 14:09:30	Bright	44.000	55	79Zet UMa	2.0600	10200.	88	14321	No
285	GOM_NL__2PRFIN20041125_141102_000000422032_00239_14321_6499.N1	25-NOV-2004 14:11:02	Bright	41.500	39	85Eta UMa	1.8540	24000.	83	14321	No
286	GOM_NL__2PRFIN20041125_141349_000000382032_00239_14321_6500.N1	25-NOV-2004 14:13:49	Bright	37.500	180	27Gam Boo	3.0400	8000.0	75	14321	No
287	GOM_NL__2PRFIN20041125_141651_000000372032_00239_14321_6501.N1	25-NOV-2004 14:16:51	Bright	37.000	83		2.3780	11000.	74	14321	No
288	GOM_NL__2PRFIN20041125_141921_000000372032_00239_14321_6502.N1	25-NOV-2004 14:19:21	Bright	36.500	3	16Alp Boo	-0.050000	4250.0	73	14321	No
289	GOM_NL__2PRFIN20041125_142221_000000632032_00239_14321_6503.N1	25-NOV-2004 14:22:21	Bright	62.500	96	68Del Leo	2.5600	9300.0	125	14321	No
290	GOM_NL__2PRFIN20041125_142602_000001422032_00239_14321_6504.N1	25-NOV-2004 14:26:02	Tw_i_and_stray	141.50	51	41Gam1Leo	2.0100	4500.0	283	14321	No
291	GOM_NL__2PRFIN20041125_143215_000000472032_00239_14321_6505.N1	25-NOV-2004 14:32:15	Tw_i_and_stray	47.000	100	4Gam Crv	2.5800	13100.	94	14321	No
292	GOM_NL__2PRFIN20041125_143348_000000522032_00239_14321_6506.N1	25-NOV-2004 14:33:48	Dark	52.000	171	2Eps Crv	3.0010	4250.0	104	14321	No
293	GOM_NL__2PRFIN20041125_143924_000000442032_00239_14321_6507.N1	25-NOV-2004 14:39:24	Dark	44.000	64	Gam Cen	2.2000	10600.	88	14321	No
294	GOM_NL__2PRFIN20041125_144037_000000412032_00239_14321_6508.N1	25-NOV-2004 14:40:37	Dark	40.500	99	Del Cen	2.5750	26000.	81	14321	No
295	GOM_NL__2PRFIN20041125_144156_000000502032_00239_14321_6509.N1	25-NOV-2004 14:41:56	Dark	50.000	20	Bet Cru	1.2530	30000.	100	14321	No
296	GOM_NL__2PRFIN20041125_144307_000000402032_00240_14322_6476.N1	25-NOV-2004 14:43:07	Dark	40.000	12	Alp1Cru	0.77500	30000.	80	14322	No
297	GOM_NL__2PRFIN20041125_144537_000000392032_00240_14322_6477.N1	25-NOV-2004 14:45:37	Dark	39.000	124	The Car	2.7640	30000.	78	14322	No
298	GOM_NL__2PRFIN20041125_145005_000000472032_00240_14322_6478.N1	25-NOV-2004 14:50:05	Dark	46.500	41	Eps Car	1.8600	4100.0	93	14322	No
299	GOM_NL__2PRFIN20041125_145145_000000512032_00240_14322_6479.N1	25-NOV-2004 14:51:45	Dark	51.000	34	Gam2Vel	1.7930	23000.	102	14322	No
300	GOM_NL__2PRFIN20041125_145314_000000602032_00240_14322_6480.N1	25-NOV-2004 14:53:14	Dark	59.500	70	Zet Pup	2.2460	39000.	119	14322	No
301	GOM_NL__2PRFIN20041125_145532_000000512032_00240_14322_6481.N1	25-NOV-2004 14:55:32	Dark	50.500	2	Alp Car	-0.73600	7000.0	101	14322	No
302	GOM_NL__2PRFIN20041125_150057_000000742032_00240_14322_6482.N1	25-NOV-2004 15:00:57	Dark	74.000	23	21Eps CMa	1.5020	26000.	148	14322	No
303	GOM_NL__2PRFIN20041125_150317_000000412032_00240_14322_6483.N1	25-NOV-2004 15:03:17	Straylight	41.000	157	The1Eri	2.9060	9300.0	82	14322	No
304	GOM_NL__2PRFIN20041125_150808_000001312032_00240_14322_6484.N1	25-NOV-2004 15:08:08	Straylight	130.50	1	9Alp CMa	-1.4400	11000.	261	14322	No
305	GOM_NL__2PRFIN20041125_151205_000000692032_00240_14322_6485.N1	25-NOV-2004 15:12:05	Straylight	69.000	7	19Bet Ori	0.10000	14000.	138	14322	No
306	GOM_NL__2PRFIN20041125_151535_000000772032_00240_14322_6486.N1	25-NOV-2004 15:15:35	Tw_i_and_stray	77.000	30	46Eps Ori	1.6940	30000.	154	14322	No
307	GOM_NL__2PRFIN20041125_151830_000000742032_00240_14322_6487.N1	25-NOV-2004 15:18:30	Bright	73.500	27	24Gam Ori	1.6360	26000.	147	14322	No
308	GOM_NL__2PRFIN20041125_152050_000000402032_00240_14322_6488.N1	25-NOV-2004 15:20:50	Bright	40.000	105	6Bet Ari	2.6450	8900.0	80	14322	No
309	GOM_NL__2PRFIN20041125_152434_000000382032_00240_14322_6489.N1	25-NOV-2004 15:24:34	Bright	38.000	173	4Bet Tri	3.0040	8900.0	76	14322	No
310	GOM_NL__2PRFIN20041125_152617_000000412032_00240_14322_6490.N1	25-NOV-2004 15:26:17	Bright	41.000	79	26Bet Per	2.3100	13100.	82	14322	No
311	GOM_NL__2PRFIN20041125_152839_000000412032_00240_14322_6491.N1	25-NOV-2004 15:28:39	Bright	41.000	175	39Del Per	3.0100	19400.	82	14322	No
312	GOM_NL__2PRFIN20041125_153130_000000392032_00240_14322_6492.N1	25-NOV-2004 15:31:30	Bright	39.000	68	18Alp Cas	2.2250	4500.0	78	14322	No
313	GOM_NL__2PRFIN20041125_153245_000000382032_00240_14322_6493.N1	25-NOV-2004 15:32:45	Bright	38.000	74	11Bet Cas	2.2680	6600.0	76	14322	No
314	GOM_NL__2PRFIN20041125_153945_000000412032_00240_14322_6494.N1	25-NOV-2004 15:39:45	Bright	40.500	49	1Alp UMi	1.9900	6300.0	81	14322	No
315	GOM_NL__2PRFIN20041125_154423_000000392032_00240_14322_6495.N1	25-NOV-2004 15:44:23	Bright	38.500	60	7Bet UMi	2.0810	3950.0	77	14322	No
316	GOM_NL__2PRFIN20041125_154646_000000392032_00240_14322_6496.N1	25-NOV-2004 15:46:46	Bright	38.500	119	14Eta Dra	2.7270	4700.0	77	14322	No
317	GOM_NL__2PRFIN20041125_154829_000000472032_00240_14322_6497.N1	25-NOV-2004 15:48:29	Bright	47.000	82	48Bet UMa	2.3650	10600.	94	14322	No
318	GOM_NL__2PRFIN20041125_155005_000000382032_00240_14322_6498.N1	25-NOV-2004 15:50:05	Bright	37.500	55	79Zet UMa	2.0600	10200.	75	14322	No
319	GOM_NL__2PRFIN20041125_155138_000000412032_00240_14322_6499.N1	25-NOV-2004 15:51:38	Bright	41.000	39	85Eta UMa	1.8540	24000.	82	14322	No
320	GOM_NL__2PRFIN20041125_155427_000000442032_00240_14322_6500.N1	25-NOV-2004 15:54:27	Bright	43.500	180	27Gam Boo	3.0400	8000.0	87	14322	No
321	GOM_NL__2PRFIN20041125_155726_000000382032_00240_14322_6501.N1	25-NOV-2004 15:57:26	Bright	37.500	83		2.3780	11000.	75	14322	No
322	GOM_NL__2PRFIN20041125_155957_000000362032_00240_14322_6502.N1	25-NOV-2004 15:59:57	Bright	36.000	3	16Alp Boo	-0.050000	4250.0	72	14322	No
323	GOM_NL__2PRFIN20041125_160258_000000622032_00240_14322_6503.N1	25-NOV-2004 16:02:58	Bright	62.000	96	68Del Leo	2.5600	9300.0	124	14322	No
324	GOM_NL__2PRFIN20041125_160640_000001242032_00240_14322_6504.N1	25-NOV-2004 16:06:40	Tw_i_and_stray	124.00	51	41Gam1Leo	2.0100	4500.0	248	14322	No
325	GOM_NL__2PRFIN20041125_161252_000000472032_00240_14322_6505.N1	25-NOV-2004 16:12:52	Tw_i_and_stray	47.000	100	4Gam Crv	2.5800	13100.	94	14322	No
326	GOM_NL__2PRFIN20041125_161426_000000532032_00240_14322_6506.N1	25-NOV-2004 16:14:26	Dark	53.000	171	2Eps Crv	3.0010	4250.0	106	14322	No
327	GOM_NL__2PRFIN20041125_162000_000000412032_00240_14322_6507.N1	25-NOV-2004 16:20:00	Dark	40.500	64	Gam Cen	2.2000	10600.	81	14322	No
328	GOM_NL__2PRFIN20041125_162114_000000422032_00240_14322_6508.N1	25-NOV-2004 16:21:14	Dark	41.500	99	Del Cen	2.5750	26000.	83	14322	No
329	GOM_NL__2PRFIN20041125_162232_000000462032_00240_14322_6509.N1	25-NOV-2004 16:22:32	Dark	46.000	20	Bet Cru	1.2530	30000.	92	14322	No
330	GOM_NL__2PRFIN20041125_162341_000000432032_00241_14323_6496.N1	25-NOV-2004 16:23:41	Dark	42.500	12	Alp1Cru	0.77500	30000.	85	14323	No
331	GOM_NL__2PRFIN20041125_162614_000000412032_00241_14323_6497.N1	25-NOV-2004 16:26:14	Dark	41.000	124	The Car	2.7640	30000.	82	14323	No
332	GOM_NL__2PRFIN20041125_163042_000000492032_00241_14323_6498.N1	25-NOV-2004 16:30:42	Dark	48.500	41	Eps Car	1.8600	4100.0	97	14323	No
333	GOM_NL__2PRFIN20041125_163222_000000532032_00241_14323_6499.N1	25-NOV-2004 16:32:22	Dark	52.500	34	Gam2Vel	1.7930	23000.	105	14323	No
334	GOM_NL__2PRFIN20041125_163352_000000632032_00241_14323_6500.N1	25-NOV-2004 16:33:52	Dark	62.500	70	Zet Pup	2.2460	39000.	125	14323	No
335	GOM_NL__2PRFIN20041125_163610_000000592032_00241_14323_6501.N1	25-NOV-2004 16:36:10	Dark	58.500	2	Alp Car	-0.73600	7000.0	117	14323	No
336	GOM_NL__2PRFIN20041125_164134_000000762032_00241_14323_6502.N1	25-NOV-2004 16:41:34	Dark	76.000	23	21Eps CMa	1.5020	26000.	152	14323	No
337	GOM_NL__2PRFIN20041125_164353_000000412032_00241_14323_6503.N1	25-NOV-2004 16:43:53	Straylight	41.000	157	The1Eri	2.9060	9300.0	82	14323	No

338	GOM_NL__2PRFIN20041125_164844_000001192032_00241_14323_6504.N1	25-NOV-2004 16:48:44	Straylight	118.50	1	9Alp CMa	-1.4400	11000.	237	14323	No
339	GOM_NL__2PRFIN20041125_165240_000000722032_00241_14323_6505.N1	25-NOV-2004 16:52:40	Straylight	72.000	7	19Bet Ori	0.10000	14000.	144	14323	No
340	GOM_NL__2PRFIN20041125_165611_000000722032_00241_14323_6506.N1	25-NOV-2004 16:56:11	Twi_and_stray	71.500	30	46Eps Ori	1.6940	30000.	143	14323	No
341	GOM_NL__2PRFIN20041125_165905_000000762032_00241_14323_6507.N1	25-NOV-2004 16:59:05	Bright	76.000	27	24Gam Ori	1.6360	26000.	152	14323	No
342	GOM_NL__2PRFIN20041125_170126_000000392032_00241_14323_6508.N1	25-NOV-2004 17:01:26	Bright	39.000	105	6Bet Ari	2.6450	8900.0	78	14323	No
343	GOM_NL__2PRFIN20041125_170509_000000422032_00241_14323_6509.N1	25-NOV-2004 17:05:09	Bright	41.500	173	4Bet Tri	3.0040	8900.0	83	14323	No
344	GOM_NL__2PRFIN20041125_170653_000000392032_00241_14323_6510.N1	25-NOV-2004 17:06:53	Bright	39.000	79	26Bet Per	2.3100	13100.	78	14323	No
345	GOM_NL__2PRFIN20041125_170916_000000402032_00241_14323_6511.N1	25-NOV-2004 17:09:16	Bright	39.500	175	39Del Per	3.0100	19400.	79	14323	No
346	GOM_NL__2PRFIN20041125_171207_000000382032_00241_14323_6512.N1	25-NOV-2004 17:12:07	Bright	38.000	68	18Alp Cas	2.2250	4500.0	76	14323	No
347	GOM_NL__2PRFIN20041125_171321_000000392032_00241_14323_6513.N1	25-NOV-2004 17:13:21	Bright	39.000	74	11Bet Cas	2.2680	6600.0	78	14323	No
348	GOM_NL__2PRFIN20041125_172021_000000412032_00241_14323_6514.N1	25-NOV-2004 17:20:21	Bright	41.000	49	1Alp UMi	1.9900	6300.0	82	14323	No
349	GOM_NL__2PRFIN20041125_172459_000000392032_00241_14323_6515.N1	25-NOV-2004 17:24:59	Bright	38.500	60	7Bet UMi	2.0810	3950.0	77	14323	No
350	GOM_NL__2PRFIN20041125_172720_000000382032_00241_14323_6516.N1	25-NOV-2004 17:27:20	Bright	38.000	119	14Eta Dra	2.7270	4700.0	76	14323	No
351	GOM_NL__2PRFIN20041125_172904_000000432032_00241_14323_6517.N1	25-NOV-2004 17:29:04	Bright	43.000	82	48Bet UMa	2.3650	10600.	86	14323	No
352	GOM_NL__2PRFIN20041125_173042_000000392032_00241_14323_6518.N1	25-NOV-2004 17:30:42	Bright	39.000	55	79Zet UMa	2.0600	10200.	78	14323	No
353	GOM_NL__2PRFIN20041125_173216_000000402032_00241_14323_6519.N1	25-NOV-2004 17:32:16	Bright	39.500	39	85Eta UMa	1.8540	24000.	79	14323	No
354	GOM_NL__2PRFIN20041125_173502_000000092032_00241_14323_6520.N1	25-NOV-2004 17:35:02	Straylight	9.0000	180	27Gam Boo	3.0400	8000.0	18	14323	No
355	GOM_NL__2PRFIN20041125_173803_000000362032_00241_14323_6496.N1	25-NOV-2004 17:38:03	Bright	36.000	83		2.3780	11000.	72	14323	No
356	GOM_NL__2PRFIN20041125_174033_000000372032_00241_14323_6497.N1	25-NOV-2004 17:40:33	Bright	37.000	3	16Alp Boo	-0.050000	4250.0	74	14323	No
357	GOM_NL__2PRFIN20041125_174334_000000612032_00241_14323_6498.N1	25-NOV-2004 17:43:34	Bright	61.000	96	68Del Leo	2.5600	9300.0	122	14323	No
358	GOM_NL__2PRFIN20041125_174717_000001522032_00241_14323_6499.N1	25-NOV-2004 17:47:17	Twi_and_stray	151.50	51	41Gam1Leo	2.0100	4500.0	303	14323	No
359	GOM_NL__2PRFIN20041125_175329_000000482032_00241_14323_6500.N1	25-NOV-2004 17:53:29	Twi_and_stray	47.500	100	4Gam Crv	2.5800	13100.	95	14323	No
360	GOM_NL__2PRFIN20041125_175503_000000502032_00241_14323_6501.N1	25-NOV-2004 17:55:03	Dark	50.000	171	2Eps Crv	3.0010	4250.0	100	14323	No
361	GOM_NL__2PRFIN20041125_180036_000000402032_00241_14323_6502.N1	25-NOV-2004 18:00:36	Dark	39.500	64	Gam Cen	2.2000	10600.	79	14323	No
362	GOM_NL__2PRFIN20041125_180151_000000412032_00241_14323_6503.N1	25-NOV-2004 18:01:51	Dark	40.500	99	Del Cen	2.5750	26000.	81	14323	No
363	GOM_NL__2PRFIN20041125_180308_000000432032_00241_14323_6504.N1	25-NOV-2004 18:03:08	Dark	43.000	20	Bet Cru	1.2530	30000.	86	14323	No
364	GOM_NL__2PRFIN20041125_180417_000000512032_00242_14324_6505.N1	25-NOV-2004 18:04:17	Dark	50.500	12	Alp1Cru	0.77500	30000.	101	14324	No
365	GOM_NL__2PRFIN20041125_180651_000000402032_00242_14324_6506.N1	25-NOV-2004 18:06:51	Dark	40.000	124	The Car	2.7640	30000.	80	14324	No
366	GOM_NL__2PRFIN20041125_181118_000000482032_00242_14324_6507.N1	25-NOV-2004 18:11:18	Dark	47.500	41	Eps Car	1.8600	4100.0	95	14324	No
367	GOM_NL__2PRFIN20041125_181258_000000512032_00242_14324_6508.N1	25-NOV-2004 18:12:58	Dark	51.000	34	Gam2Vel	1.7930	23000.	102	14324	No
368	GOM_NL__2PRFIN20041125_181429_000000592032_00242_14324_6509.N1	25-NOV-2004 18:14:29	Dark	58.500	70	Zet Pup	2.2460	39000.	117	14324	No
369	GOM_NL__2PRFIN20041125_181646_000000592032_00242_14324_6510.N1	25-NOV-2004 18:16:46	Dark	58.500	2	Alp Car	-0.73600	7000.0	117	14324	No
370	GOM_NL__2PRFIN20041125_182211_000000742032_00242_14324_6511.N1	25-NOV-2004 18:22:11	Dark	73.500	23	21Eps CMa	1.5020	26000.	147	14324	No
371	GOM_NL__2PRFIN20041125_182430_000000402032_00242_14324_6512.N1	25-NOV-2004 18:24:30	Straylight	40.000	157	The1Eri	2.9060	9300.0	80	14324	No
372	GOM_NL__2PRFIN20041125_182920_000001162032_00242_14324_6513.N1	25-NOV-2004 18:29:20	Straylight	116.00	1	9Alp CMa	-1.4400	11000.	232	14324	No
373	GOM_NL__2PRFIN20041125_183315_000000712032_00242_14324_6514.N1	25-NOV-2004 18:33:15	Straylight	70.500	7	19Bet Ori	0.10000	14000.	141	14324	No
374	GOM_NL__2PRFIN20041125_183645_000000752032_00242_14324_6515.N1	25-NOV-2004 18:36:45	Twi_and_stray	74.500	30	46Eps Ori	1.6940	30000.	149	14324	No
375	GOM_NL__2PRFIN20041125_183941_000000702032_00242_14324_6516.N1	25-NOV-2004 18:39:41	Bright	70.000	27	24Gam Ori	1.6360	26000.	140	14324	No
376	GOM_NL__2PRFIN20041125_184202_000000392032_00242_14324_6517.N1	25-NOV-2004 18:42:02	Bright	39.000	105	6Bet Ari	2.6450	8900.0	78	14324	No
377	GOM_NL__2PRFIN20041125_184547_000000372032_00242_14324_6518.N1	25-NOV-2004 18:45:47	Bright	37.000	173	4Bet Tri	3.0040	8900.0	74	14324	No
378	GOM_NL__2PRFIN20041125_184730_000000402032_00242_14324_6519.N1	25-NOV-2004 18:47:30	Bright	39.500	79	26Bet Per	2.3100	13100.	79	14324	No
379	GOM_NL__2PRFIN20041125_184950_000000412032_00242_14324_6520.N1	25-NOV-2004 18:49:50	Bright	41.000	175	39Del Per	3.0100	19400.	82	14324	No
380	GOM_NL__2PRFIN20041125_185243_000000392032_00242_14324_6521.N1	25-NOV-2004 18:52:43	Bright	39.000	68	18Alp Cas	2.2250	4500.0	78	14324	No
381	GOM_NL__2PRFIN20041125_185357_000000412032_00242_14324_6522.N1	25-NOV-2004 18:53:57	Bright	40.500	74	11Bet Cas	2.2680	6600.0	81	14324	No
382	GOM_NL__2PRFIN20041125_190059_000000402032_00242_14324_6523.N1	25-NOV-2004 19:00:59	Bright	40.000	49	1Alp UMi	1.9900	6300.0	80	14324	No
383	GOM_NL__2PRFIN20041125_190536_000000362032_00242_14324_6524.N1	25-NOV-2004 19:05:36	Bright	36.000	60	7Bet UMi	2.0810	3950.0	72	14324	No
384	GOM_NL__2PRFIN20041125_190756_000000382032_00242_14324_6525.N1	25-NOV-2004 19:07:56	Bright	37.500	119	14Eta Dra	2.7270	4700.0	75	14324	No
385	GOM_NL__2PRFIN20041125_190940_000000442032_00242_14324_6526.N1	25-NOV-2004 19:09:40	Bright	43.500	82	48Bet UMa	2.3650	10600.	87	14324	No
386	GOM_NL__2PRFIN20041125_191118_000000402032_00242_14324_6527.N1	25-NOV-2004 19:11:18	Bright	39.500	55	79Zet UMa	2.0600	10200.	79	14324	No
387	GOM_NL__2PRFIN20041125_191252_000000402032_00242_14324_6528.N1	25-NOV-2004 19:12:52	Bright	39.500	39	85Eta UMa	1.8540	24000.	79	14324	No
388	GOM_NL__2PRFIN20041125_191538_000000382032_00242_14324_6529.N1	25-NOV-2004 19:15:38	Bright	38.000	180	27Gam Boo	3.0400	8000.0	76	14324	No
389	GOM_NL__2PRFIN20041125_191839_000000362032_00242_14324_6530.N1	25-NOV-2004 19:18:39	Bright	36.000	83		2.3780	11000.	72	14324	No
390	GOM_NL__2PRFIN20041125_192109_000000362032_00242_14324_6531.N1	25-NOV-2004 19:21:09	Bright	35.500	3	16Alp Boo	-0.050000	4250.0	71	14324	No
391	GOM_NL__2PRFIN20041125_192411_000000622032_00242_14324_6532.N1	25-NOV-2004 19:24:11	Bright	62.000	96	68Del Leo	2.5600	9300.0	124	14324	No
392	GOM_NL__2PRFIN20041125_192755_000001372032_00242_14324_6533.N1	25-NOV-2004 19:27:55	Twi_and_stray	137.00	51	41Gam1Leo	2.0100	4500.0	274	14324	No
393	GOM_NL__2PRFIN20041125_193406_000000492032_00242_14324_6534.N1	25-NOV-2004 19:34:06	Twi_and_stray	48.500	100	4Gam Crv	2.5800	13100.	97	14324	No
394	GOM_NL__2PRFIN20041125_193539_000000482032_00242_14324_6535.N1	25-NOV-2004 19:35:39	Dark	48.000	171	2Eps Crv	3.0010	4250.0	96	14324	No
395	GOM_NL__2PRFIN20041125_194113_000000452032_00242_14324_6536.N1	25-NOV-2004 19:41:13	Dark	44.500	64	Gam Cen	2.2000	10600.	89	14324	No
396	GOM_NL__2PRFIN20041125_194227_000000422032_00242_14324_6537.N1	25-NOV-2004 19:42:27	Dark	41.500	99	Del Cen	2.5750	26000.	83	14324	No

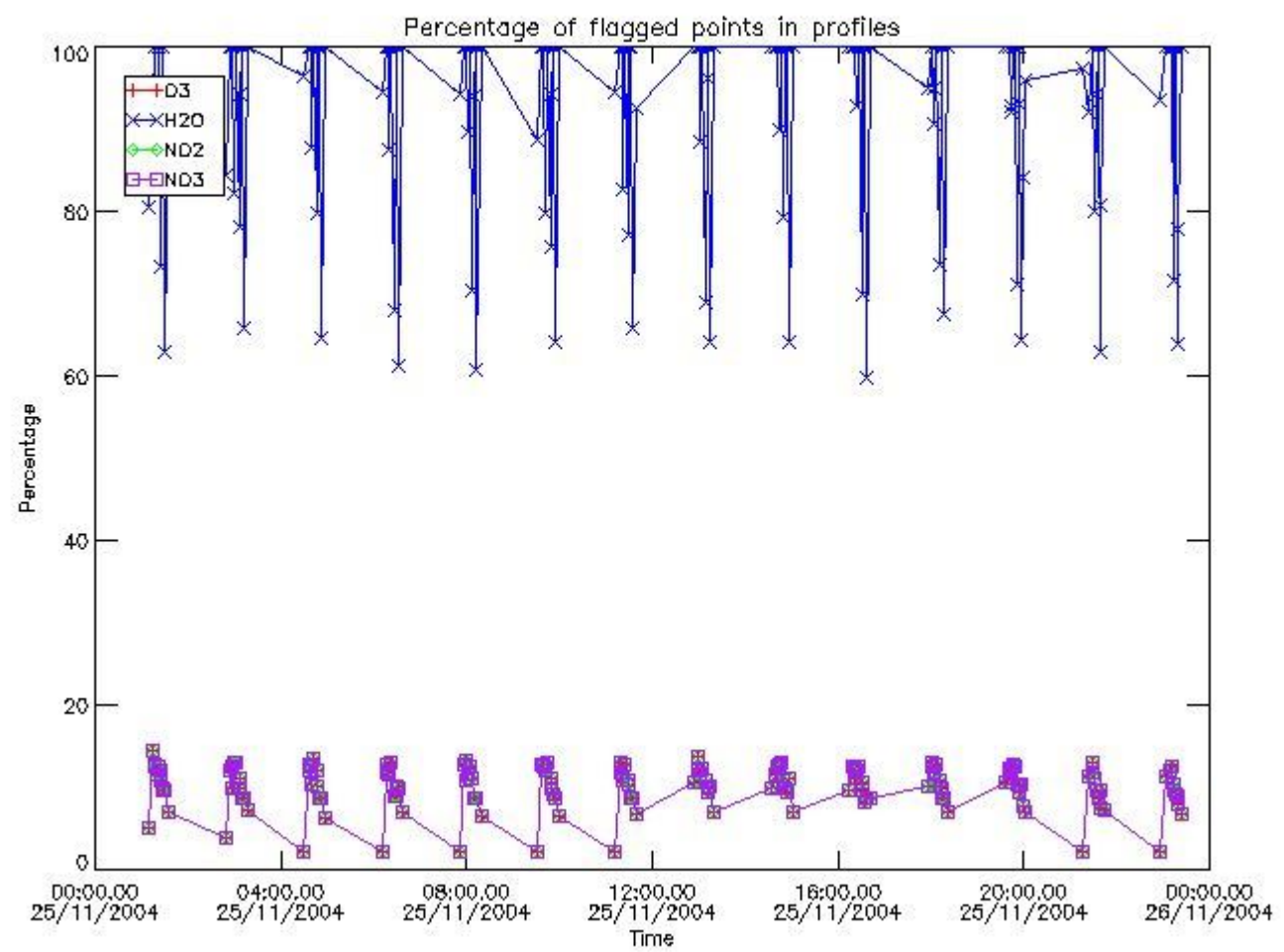
397	GOM_NL__2PRFIN20041125_194345_000000422032_00242_14324_6538.N1	25-NOV-2004 19:43:45	Dark	42.000	20	Bet Cru	1.2530	30000.	84	14324	No
398	GOM_NL__2PRFIN20041125_194453_000000512032_00243_14325_6499.N1	25-NOV-2004 19:44:53	Dark	50.500	12	Alp1Cru	0.77500	30000.	101	14325	No
399	GOM_NL__2PRFIN20041125_194726_000000402032_00243_14325_6500.N1	25-NOV-2004 19:47:26	Dark	40.000	124	The Car	2.7640	30000.	80	14325	No
400	GOM_NL__2PRFIN20041125_194906_000000412032_00243_14325_6501.N1	25-NOV-2004 19:49:06	Dark	41.000	159	Ups Car	2.9200	7200.0	82	14325	No
401	GOM_NL__2PRFIN20041125_195154_000000492032_00243_14325_6502.N1	25-NOV-2004 19:51:54	Dark	49.000	41	Eps Car	1.8600	4100.0	98	14325	No
402	GOM_NL__2PRFIN20041125_195336_000000502032_00243_14325_6503.N1	25-NOV-2004 19:53:36	Dark	50.000	34	Gam2Vel	1.7930	23000.	100	14325	No
403	GOM_NL__2PRFIN20041125_195507_000000592032_00243_14325_6504.N1	25-NOV-2004 19:55:07	Dark	59.000	70	Zet Pup	2.2460	39000.	118	14325	No
404	GOM_NL__2PRFIN20041125_195722_000000502032_00243_14325_6505.N1	25-NOV-2004 19:57:22	Dark	49.500	2	Alp Car	-0.73600	7000.0	99	14325	No
405	GOM_NL__2PRFIN20041125_195850_000000662032_00243_14325_6506.N1	25-NOV-2004 19:58:50	Dark	66.000	117	Pi Pup	2.7060	3800.0	132	14325	No
406	GOM_NL__2PRFIN20041125_200248_000000732032_00243_14325_6507.N1	25-NOV-2004 20:02:48	Dark	73.000	23	21Eps CMa	1.5020	26000.	146	14325	No
407	GOM_NL__2PRFIN20041125_200503_000000802032_00243_14325_6508.N1	25-NOV-2004 20:05:03	Straylight	80.000	179	24Omi2CMa	3.0320	24000.	160	14325	No
408	GOM_NL__2PRFIN20041125_200955_000001162032_00243_14325_6509.N1	25-NOV-2004 20:09:55	Straylight	115.50	1	9Alp CMa	-1.4400	11000.	231	14325	No
409	GOM_NL__2PRFIN20041125_201351_000000722032_00243_14325_6510.N1	25-NOV-2004 20:13:51	Straylight	72.000	7	19Bet Ori	0.10000	14000.	144	14325	No
410	GOM_NL__2PRFIN20041125_201721_000000692032_00243_14325_6511.N1	25-NOV-2004 20:17:21	Tw_i_and_stray	69.000	30	46Eps Ori	1.6940	30000.	138	14325	No
411	GOM_NL__2PRFIN20041125_202016_000000742032_00243_14325_6512.N1	25-NOV-2004 20:20:16	Bright	73.500	27	24Gam Ori	1.6360	26000.	147	14325	No
412	GOM_NL__2PRFIN20041125_202239_000000392032_00243_14325_6513.N1	25-NOV-2004 20:22:39	Bright	39.000	105	6Bet Ari	2.6450	8900.0	78	14325	No
413	GOM_NL__2PRFIN20041125_202623_000000392032_00243_14325_6514.N1	25-NOV-2004 20:26:23	Bright	38.500	173	4Bet Tri	3.0040	8900.0	77	14325	No
414	GOM_NL__2PRFIN20041125_202805_000000402032_00243_14325_6515.N1	25-NOV-2004 20:28:05	Bright	39.500	79	26Bet Per	2.3100	13100.	79	14325	No
415	GOM_NL__2PRFIN20041125_203026_000000422032_00243_14325_6516.N1	25-NOV-2004 20:30:26	Bright	41.500	175	39Del Per	3.0100	19400.	83	14325	No
416	GOM_NL__2PRFIN20041125_203319_000000402032_00243_14325_6517.N1	25-NOV-2004 20:33:19	Bright	39.500	68	18Alp Cas	2.2250	4500.0	79	14325	No
417	GOM_NL__2PRFIN20041125_203433_000000402032_00243_14325_6518.N1	25-NOV-2004 20:34:33	Bright	39.500	74	11Bet Cas	2.2680	6600.0	79	14325	No
418	GOM_NL__2PRFIN20041125_204135_000000402032_00243_14325_6519.N1	25-NOV-2004 20:41:35	Bright	39.500	49	1Alp UMi	1.9900	6300.0	79	14325	No
419	GOM_NL__2PRFIN20041125_204611_000000402032_00243_14325_6520.N1	25-NOV-2004 20:46:11	Bright	40.000	60	7Bet UMi	2.0810	3950.0	80	14325	No
420	GOM_NL__2PRFIN20041125_204834_000000382032_00243_14325_6521.N1	25-NOV-2004 20:48:34	Bright	37.500	119	14Eta Dra	2.7270	4700.0	75	14325	No
421	GOM_NL__2PRFIN20041125_205016_000000482032_00243_14325_6522.N1	25-NOV-2004 20:50:16	Bright	47.500	82	48Bet UMa	2.3650	10600.	95	14325	No
422	GOM_NL__2PRFIN20041125_205154_000000382032_00243_14325_6523.N1	25-NOV-2004 20:51:54	Bright	38.000	55	79Zet UMa	2.0600	10200.	76	14325	No
423	GOM_NL__2PRFIN20041125_205328_000000372032_00243_14325_6524.N1	25-NOV-2004 20:53:28	Bright	37.000	39	85Eta UMa	1.8540	24000.	74	14325	No
424	GOM_NL__2PRFIN20041125_205614_000000422032_00243_14325_6525.N1	25-NOV-2004 20:56:14	Bright	42.000	180	27Gam Boo	3.0400	8000.0	84	14325	No
425	GOM_NL__2PRFIN20041125_205916_000000352032_00243_14325_6526.N1	25-NOV-2004 20:59:16	Bright	35.000	83		2.3780	11000.	70	14325	No
426	GOM_NL__2PRFIN20041125_210146_000000362032_00243_14325_6527.N1	25-NOV-2004 21:01:46	Bright	36.000	3	16Alp Boo	-0.050000	4250.0	72	14325	No
427	GOM_NL__2PRFIN20041125_210447_000000612032_00243_14325_6528.N1	25-NOV-2004 21:04:47	Bright	61.000	96	68Del Leo	2.5600	9300.0	122	14325	No
428	GOM_NL__2PRFIN20041125_210833_000001482032_00243_14325_6529.N1	25-NOV-2004 21:08:33	Tw_i_and_stray	148.00	51	41Gam1Leo	2.0100	4500.0	296	14325	No
429	GOM_NL__2PRFIN20041125_211442_000000462032_00243_14325_6530.N1	25-NOV-2004 21:14:42	Tw_i_and_stray	45.500	100	4Gam Crv	2.5800	13100.	91	14325	No
430	GOM_NL__2PRFIN20041125_211631_000002552032_00243_14325_6531.N1	25-NOV-2004 21:16:31	Dark	255.00	22	32Alp Leo	1.3600	15200.	510	14325	No
431	GOM_NL__2PRFIN20041125_212351_000000452032_00243_14325_6532.N1	25-NOV-2004 21:23:51	Dark	45.000	10	Bet Cen	0.61000	28000.	90	14325	No
432	GOM_NL__2PRFIN20041125_212801_000000432032_00244_14326_6625.N1	25-NOV-2004 21:28:01	Dark	43.000	124	The Car	2.7640	30000.	86	14326	No
433	GOM_NL__2PRFIN20041125_212943_000000392032_00244_14326_6626.N1	25-NOV-2004 21:29:43	Dark	39.000	159	Ups Car	2.9200	7200.0	78	14326	No
434	GOM_NL__2PRFIN20041125_213231_000000462032_00244_14326_6627.N1	25-NOV-2004 21:32:31	Dark	45.500	41	Eps Car	1.8600	4100.0	91	14326	No
435	GOM_NL__2PRFIN20041125_213412_000000532032_00244_14326_6628.N1	25-NOV-2004 21:34:12	Dark	52.500	34	Gam2Vel	1.7930	23000.	105	14326	No
436	GOM_NL__2PRFIN20041125_213545_000000602032_00244_14326_6629.N1	25-NOV-2004 21:35:45	Dark	59.500	70	Zet Pup	2.2460	39000.	119	14326	No
437	GOM_NL__2PRFIN20041125_213758_000000532032_00244_14326_6630.N1	25-NOV-2004 21:37:58	Dark	53.000	2	Alp Car	-0.73600	7000.0	106	14326	No
438	GOM_NL__2PRFIN20041125_213927_000000682032_00244_14326_6631.N1	25-NOV-2004 21:39:27	Dark	68.000	117	Pi Pup	2.7060	3800.0	136	14326	No
439	GOM_NL__2PRFIN20041125_214324_000000712032_00244_14326_6632.N1	25-NOV-2004 21:43:24	Dark	70.500	23	21Eps CMa	1.5020	26000.	141	14326	No
440	GOM_NL__2PRFIN20041125_214539_000000802032_00244_14326_6633.N1	25-NOV-2004 21:45:39	Straylight	79.500	179	24Omi2CMa	3.0320	24000.	159	14326	No
441	GOM_NL__2PRFIN20041125_215032_000001092032_00244_14326_6634.N1	25-NOV-2004 21:50:32	Straylight	109.00	1	9Alp CMa	-1.4400	11000.	218	14326	No
442	GOM_NL__2PRFIN20041125_215429_000000742032_00244_14326_6635.N1	25-NOV-2004 21:54:29	Straylight	73.500	7	19Bet Ori	0.10000	14000.	147	14326	No
443	GOM_NL__2PRFIN20041125_215757_000000722032_00244_14326_6636.N1	25-NOV-2004 21:57:57	Tw_i_and_stray	72.000	30	46Eps Ori	1.6940	30000.	144	14326	No
444	GOM_NL__2PRFIN20041125_220051_000000762032_00244_14326_6637.N1	25-NOV-2004 22:00:51	Bright	76.000	27	24Gam Ori	1.6360	26000.	152	14326	No
445	GOM_NL__2PRFIN20041125_220315_000000402032_00244_14326_6638.N1	25-NOV-2004 22:03:15	Bright	39.500	105	6Bet Ari	2.6450	8900.0	79	14326	No
446	GOM_NL__2PRFIN20041125_220659_000000392032_00244_14326_6639.N1	25-NOV-2004 22:06:59	Bright	38.500	173	4Bet Tri	3.0040	8900.0	77	14326	No
447	GOM_NL__2PRFIN20041125_220840_000000392032_00244_14326_6640.N1	25-NOV-2004 22:08:40	Bright	39.000	79	26Bet Per	2.3100	13100.	78	14326	No
448	GOM_NL__2PRFIN20041125_221101_000000422032_00244_14326_6641.N1	25-NOV-2004 22:11:01	Bright	42.000	175	39Del Per	3.0100	19400.	84	14326	No
449	GOM_NL__2PRFIN20041125_221356_000000392032_00244_14326_6642.N1	25-NOV-2004 22:13:56	Bright	39.000	68	18Alp Cas	2.2250	4500.0	78	14326	No
450	GOM_NL__2PRFIN20041125_221510_000000382032_00244_14326_6643.N1	25-NOV-2004 22:15:10	Bright	38.000	74	11Bet Cas	2.2680	6600.0	76	14326	No
451	GOM_NL__2PRFIN20041125_222210_000000402032_00244_14326_6644.N1	25-NOV-2004 22:22:10	Bright	39.500	49	1Alp UMi	1.9900	6300.0	79	14326	No
452	GOM_NL__2PRFIN20041125_222647_000000392032_00244_14326_6645.N1	25-NOV-2004 22:26:47	Bright	39.000	60	7Bet UMi	2.0810	3950.0	78	14326	No
453	GOM_NL__2PRFIN20041125_222910_000000402032_00244_14326_6646.N1	25-NOV-2004 22:29:10	Bright	40.000	119	14Eta Dra	2.7270	4700.0	80	14326	No
454	GOM_NL__2PRFIN20041125_223051_000000472032_00244_14326_6647.N1	25-NOV-2004 22:30:51	Bright	46.500	82	48Bet UMa	2.3650	10600.	93	14326	No
455	GOM_NL__2PRFIN20041125_223229_000000402032_00244_14326_6648.N1	25-NOV-2004 22:32:29	Bright	39.500	55	79Zet UMa	2.0600	10200.	79	14326	No

456	GOM_NL__2PRFIN20041125_223404_000000532032_00244_14326_6649.N1	25-NOV-2004 22:34:04	Bright	53.000	39	85Eta UMa	1.8540	24000.	106	14326	No
457	GOM_NL__2PRFIN20041125_223651_000000372032_00244_14326_6650.N1	25-NOV-2004 22:36:51	Bright	36.500	180	27Gam Boo	3.0400	8000.0	73	14326	No
458	GOM_NL__2PRFIN20041125_223952_000000372032_00244_14326_6651.N1	25-NOV-2004 22:39:52	Bright	36.500	83		2.3780	11000.	73	14326	No
459	GOM_NL__2PRFIN20041125_224222_000000372032_00244_14326_6652.N1	25-NOV-2004 22:42:22	Bright	36.500	3	16Alp Boo	-0.050000	4250.0	73	14326	No
460	GOM_NL__2PRFIN20041125_224524_000000622032_00244_14326_6653.N1	25-NOV-2004 22:45:24	Bright	61.500	96	68Del Leo	2.5600	9300.0	123	14326	No
461	GOM_NL__2PRFIN20041125_224911_000001462032_00244_14326_6654.N1	25-NOV-2004 22:49:11	Twilight_stray	146.00	51	41Gam1Leo	2.0100	4500.0	292	14326	No
462	GOM_NL__2PRFIN20041125_225518_000000452032_00244_14326_6655.N1	25-NOV-2004 22:55:18	Twilight_stray	44.500	100	4Gam Crv	2.5800	13100.	89	14326	No
463	GOM_NL__2PRFIN20041125_225712_000002552032_00244_14326_6656.N1	25-NOV-2004 22:57:12	Dark	255.00	22	32Alp Leo	1.3600	15200.	510	14326	No
464	GOM_NL__2PRFIN20041125_230427_000000452032_00244_14326_6657.N1	25-NOV-2004 23:04:27	Dark	45.000	10	Bet Cen	0.61000	28000.	90	14326	No
465	GOM_NL__2PRFIN20041125_230837_000000422032_00245_14327_6499.N1	25-NOV-2004 23:08:37	Dark	42.000	124	The Car	2.7640	30000.	84	14327	No
466	GOM_NL__2PRFIN20041125_231019_000000412032_00245_14327_6500.N1	25-NOV-2004 23:10:19	Dark	40.500	159	Ups Car	2.9200	7200.0	81	14327	No
467	GOM_NL__2PRFIN20041125_231306_000000502032_00245_14327_6501.N1	25-NOV-2004 23:13:06	Dark	49.500	41	Eps Car	1.8600	4100.0	99	14327	No
468	GOM_NL__2PRFIN20041125_231449_000000532032_00245_14327_6502.N1	25-NOV-2004 23:14:49	Dark	52.500	34	Gam2Vel	1.7930	23000.	105	14327	No
469	GOM_NL__2PRFIN20041125_231620_000000622032_00245_14327_6503.N1	25-NOV-2004 23:16:20	Dark	61.500	70	Zet Pup	2.2460	39000.	123	14327	No
470	GOM_NL__2PRFIN20041125_231833_000000572032_00245_14327_6504.N1	25-NOV-2004 23:18:33	Dark	57.000	2	Alp Car	-0.73600	7000.0	114	14327	No
471	GOM_NL__2PRFIN20041125_232004_000000642032_00245_14327_6505.N1	25-NOV-2004 23:20:04	Dark	63.500	117	Pi Pup	2.7060	3800.0	127	14327	No
472	GOM_NL__2PRFIN20041125_232401_000000752032_00245_14327_6506.N1	25-NOV-2004 23:24:01	Dark	74.500	23	21Eps CMa	1.5020	26000.	149	14327	No
473	GOM_NL__2PRFIN20041125_232616_000000842032_00245_14327_6507.N1	25-NOV-2004 23:26:16	Straylight	83.500	179	24Omi2CMa	3.0320	24000.	167	14327	No
474	GOM_NL__2PRFIN20041125_233109_000001112032_00245_14327_6508.N1	25-NOV-2004 23:31:09	Straylight	110.50	1	9Alp CMa	-1.4400	11000.	221	14327	No
475	GOM_NL__2PRFIN20041125_233506_000000702032_00245_14327_6509.N1	25-NOV-2004 23:35:06	Straylight	69.500	7	19Bet Ori	0.10000	14000.	139	14327	No
476	GOM_NL__2PRFIN20041125_233832_000000752032_00245_14327_6510.N1	25-NOV-2004 23:38:32	Twilight_stray	74.500	30	46Eps Ori	1.6940	30000.	149	14327	No
477	GOM_NL__2PRFIN20041125_234126_000000722032_00245_14327_6511.N1	25-NOV-2004 23:41:26	Bright	72.000	27	24Gam Ori	1.6360	26000.	144	14327	No
478	GOM_NL__2PRFIN20041125_234350_000000392032_00245_14327_6512.N1	25-NOV-2004 23:43:50	Bright	38.500	105	6Bet Ari	2.6450	8900.0	77	14327	No
479	GOM_NL__2PRFIN20041125_234735_000000382032_00245_14327_6513.N1	25-NOV-2004 23:47:35	Bright	37.500	173	4Bet Tri	3.0040	8900.0	75	14327	No
480	GOM_NL__2PRFIN20041125_234917_000000392032_00245_14327_6514.N1	25-NOV-2004 23:49:17	Bright	39.000	79	26Bet Per	2.3100	13100.	78	14327	No
481	GOM_NL__2PRFIN20041125_235139_000000412032_00245_14327_6515.N1	25-NOV-2004 23:51:39	Bright	40.500	175	39Del Per	3.0100	19400.	81	14327	No
482	GOM_NL__2PRFIN20041125_235432_000000382032_00245_14327_6516.N1	25-NOV-2004 23:54:32	Bright	38.000	68	18Alp Cas	2.2250	4500.0	76	14327	No
483	GOM_NL__2PRFIN20041125_235547_000000382032_00245_14327_6517.N1	25-NOV-2004 23:55:47	Bright	38.000	74	11Bet Cas	2.2680	6600.0	76	14327	No

3. Quality information per product

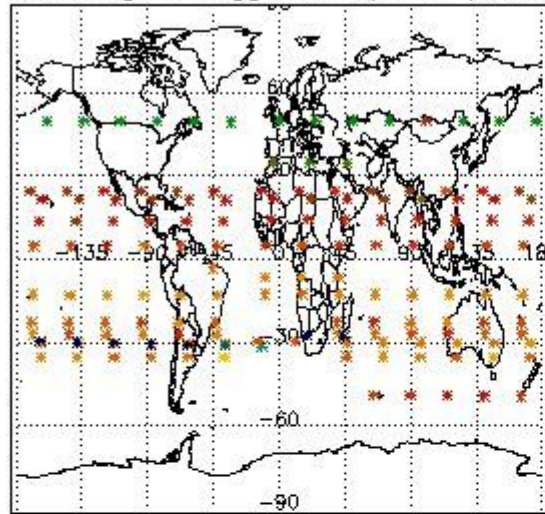
In this section it is plotted some information contained in the Quality Summary data set of the level 2 products. Only products in dark limb conditions and without errors (error flag in the MPH set to "0") are used.

3.1 Plot quality information per product (time dependant)


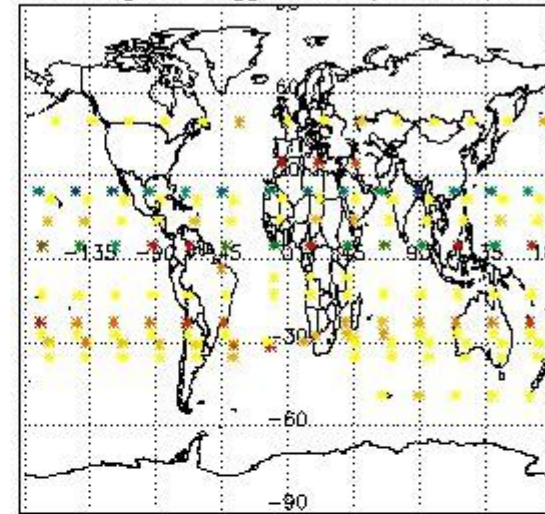


3.2 Plot quality information per product (world map)

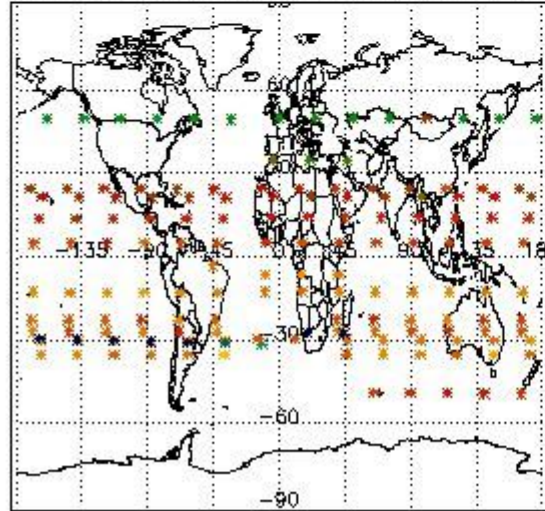
Percentage of flagged data per O3 profile




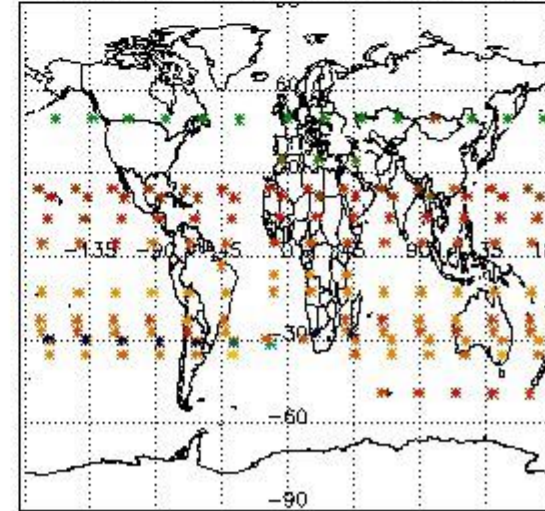
Percentage of flagged data per H2O profile



Percentage of flagged data per NO2 profile



Percentage of flagged data per NO3 profile

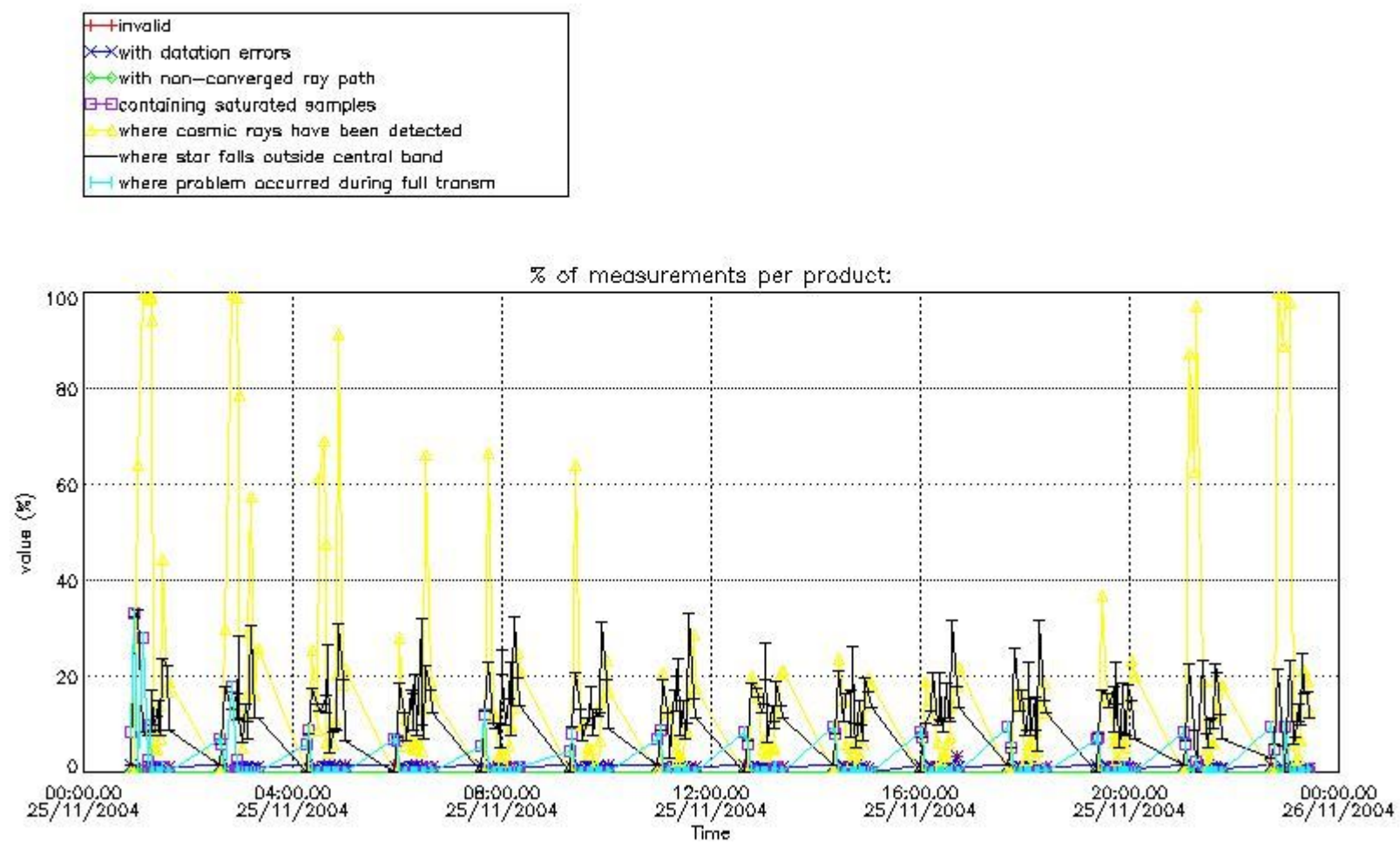


4. Level 1 quality information per product

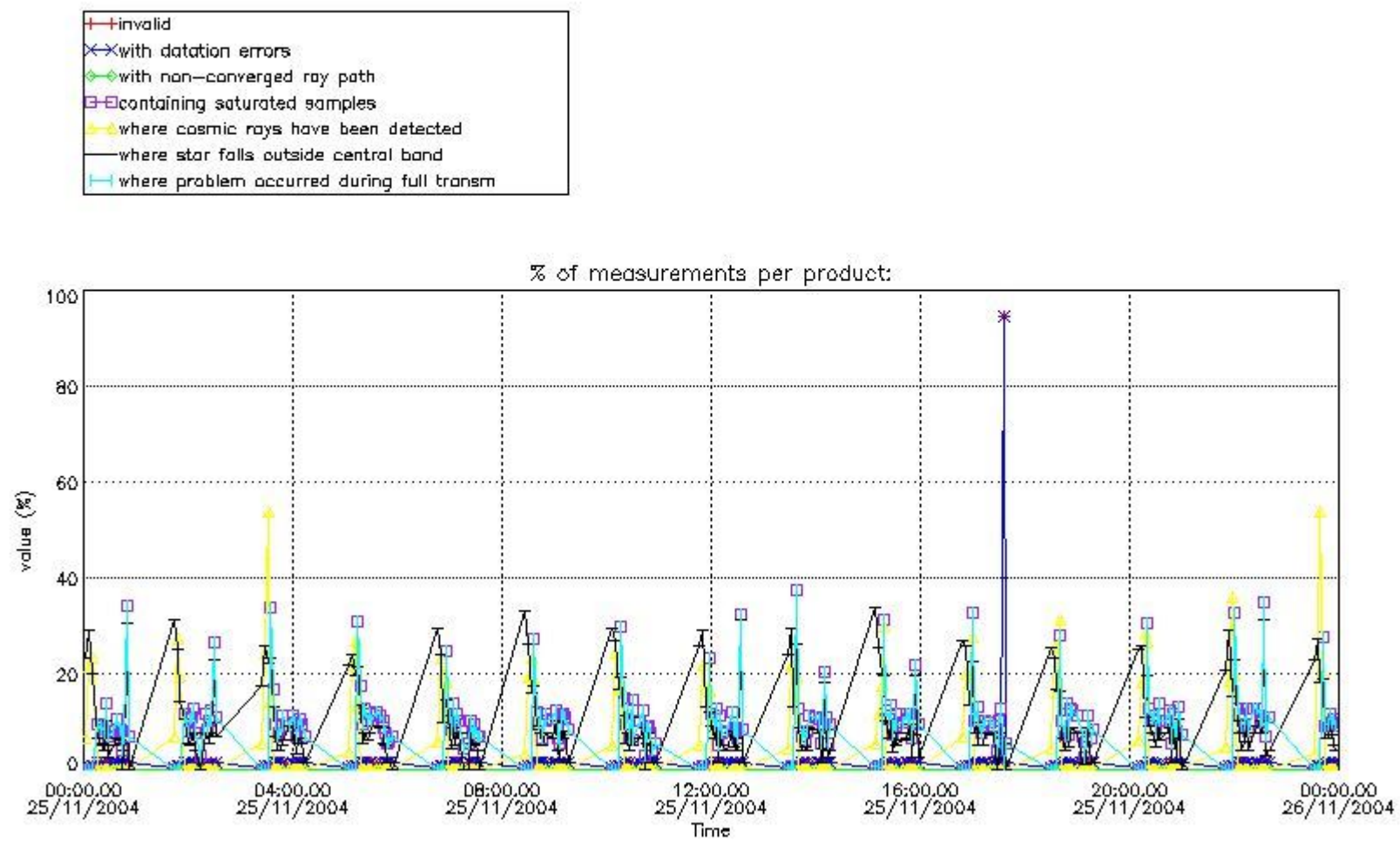
In this section it is plotted some information contained in the Quality Summary data set of the level 2 products that comes from the level 1b processing. Products without errors (error flag in the MPH set to "0") are used.

4.1 Plot quality information per product (time dependant) coming from level 1b processing

4.1.1 Plot level 1 quality information per product (time dependant): ENVISAT ASCENDING passes



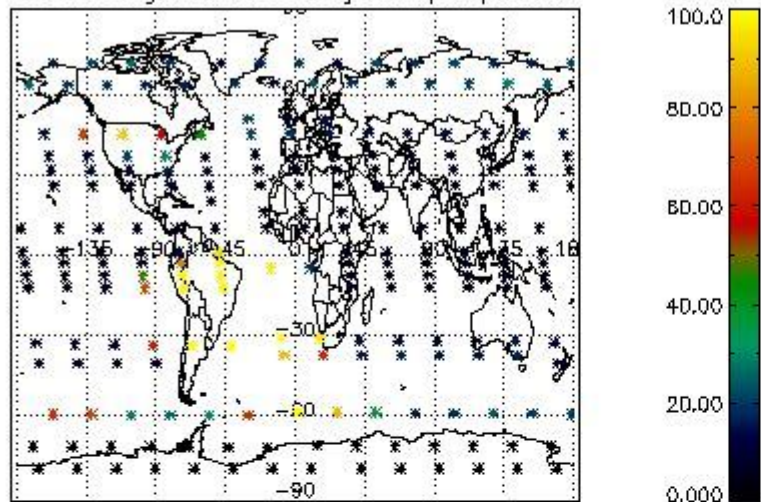
4.1.2 Plot level 1 quality information per product (time dependant): ENVI SAT DESCENDING passes



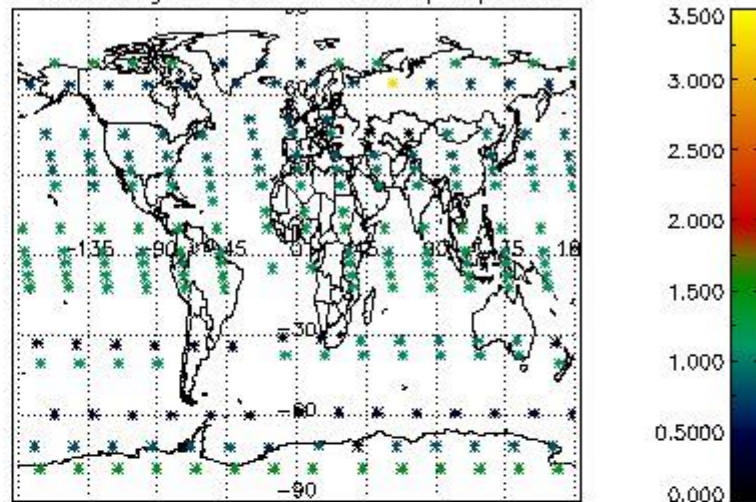
4.2 Plot quality information per product coming from level 1b processing (world map)

4.2.1 Plot level 1 quality information per product (world map): ENVISAT ASCENDING passes

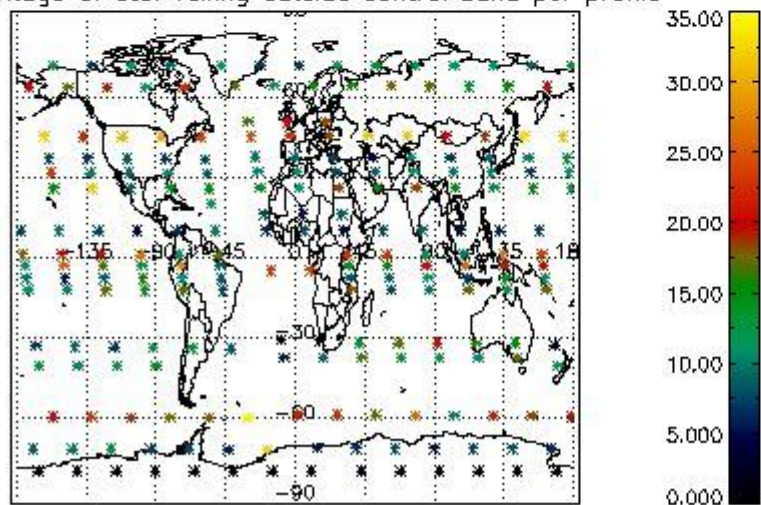
Percentage of cosmic ray hits per profile



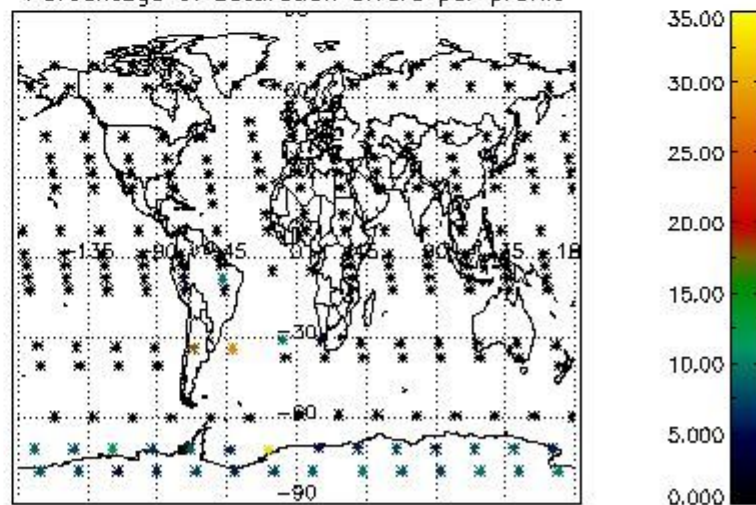
Percentage of datation errors per profile



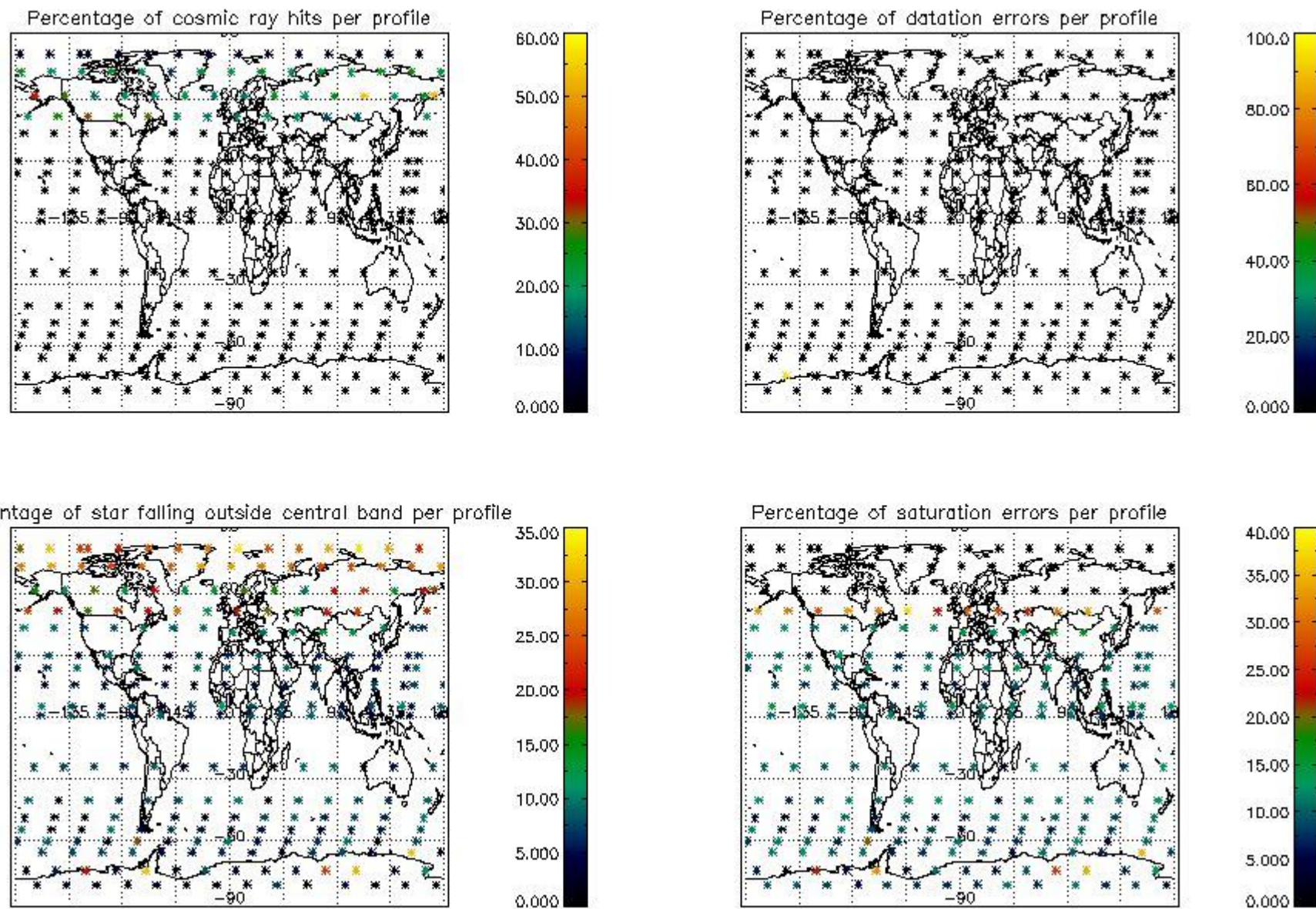
Percentage of star falling outside central band per profile



Percentage of saturation errors per profile



4.2.2 Plot level 1 quality information per product (world map): ENVISAT DESCENDING passes



5. Trace gas profiles

5.1 Ozone statistics based on quality of products

The final quality of the products can be "measured" using the STD (Standard Deviation) attached to every point profile. This information is written to the parameter GOM_NL__2P/NL_LOCAL_SPECIES_DENSITY/o3_std of the level 2 products. The table below shows the statistics for given STD ranges.

The statistics are given with respect to the overall valid production:

- Products without fatal errors: GOM_NL__2P/MPH/PRODUCT_ERR=0
- Valid point profile: GOM_NL__2P/NL_LOCAL_SPECIES_DENSITY/pcd(0)=0

The 'Criteria' is applied to valid points of dark limb products:

- Products in dark limb illumination condition: GOM_NL__2P/NL_SUMMARY_QUALITY/obs_ill_cond=0
- Products without fatal errors: GOM_NL__2P/MPH/PRODUCT_ERR=0
- Valid point profile: GOM_NL__2P/NL_LOCAL_SPECIES_DENSITY/pcd(0)=0

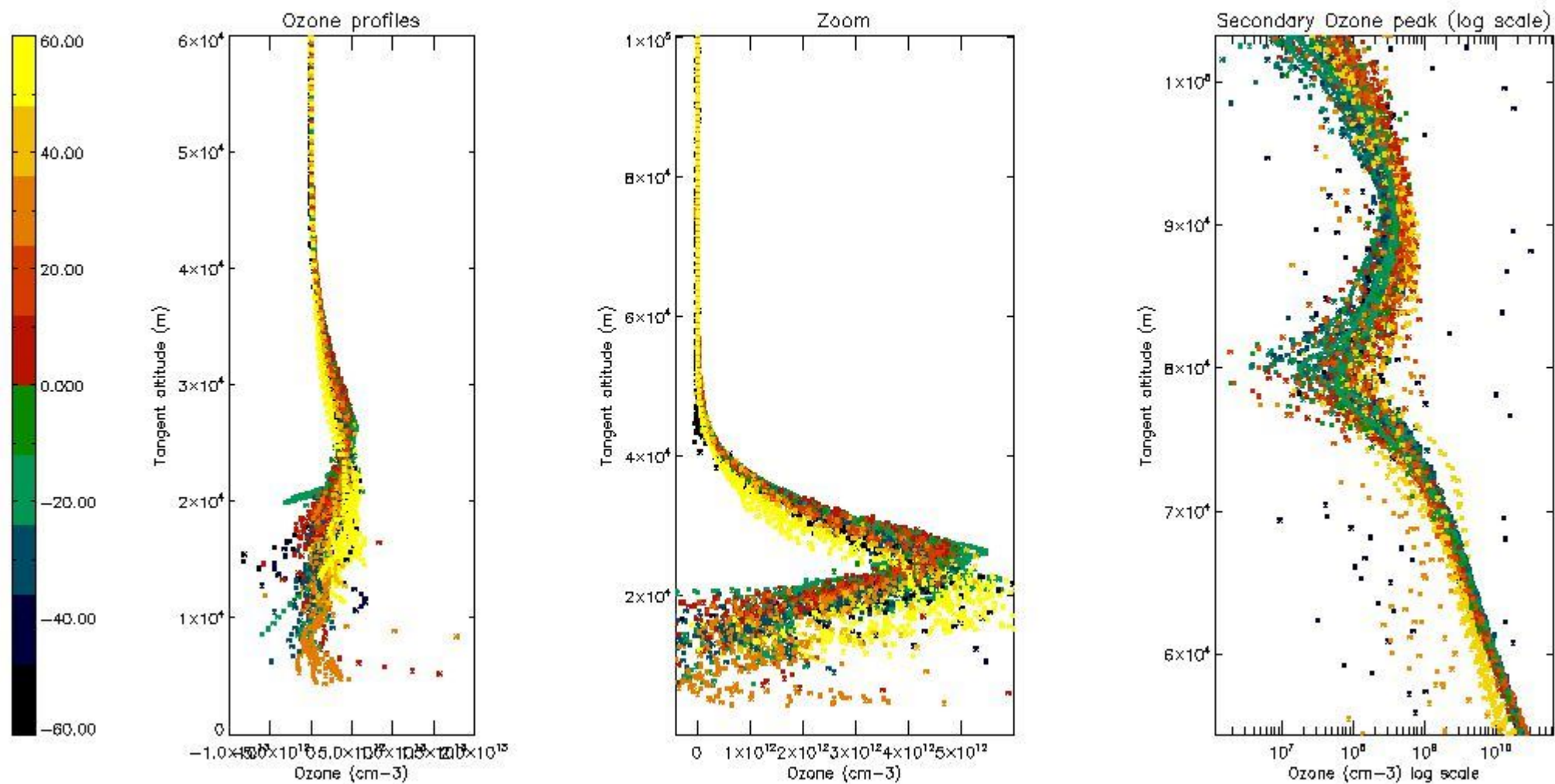
So, the table below shows the percentage of dark limb and valid observations for each criteria with respect to the overall valid daily observations.

Criteria	% of total production
All STD	36
STD < 20	25

STD < 10	22
STD < 5	18

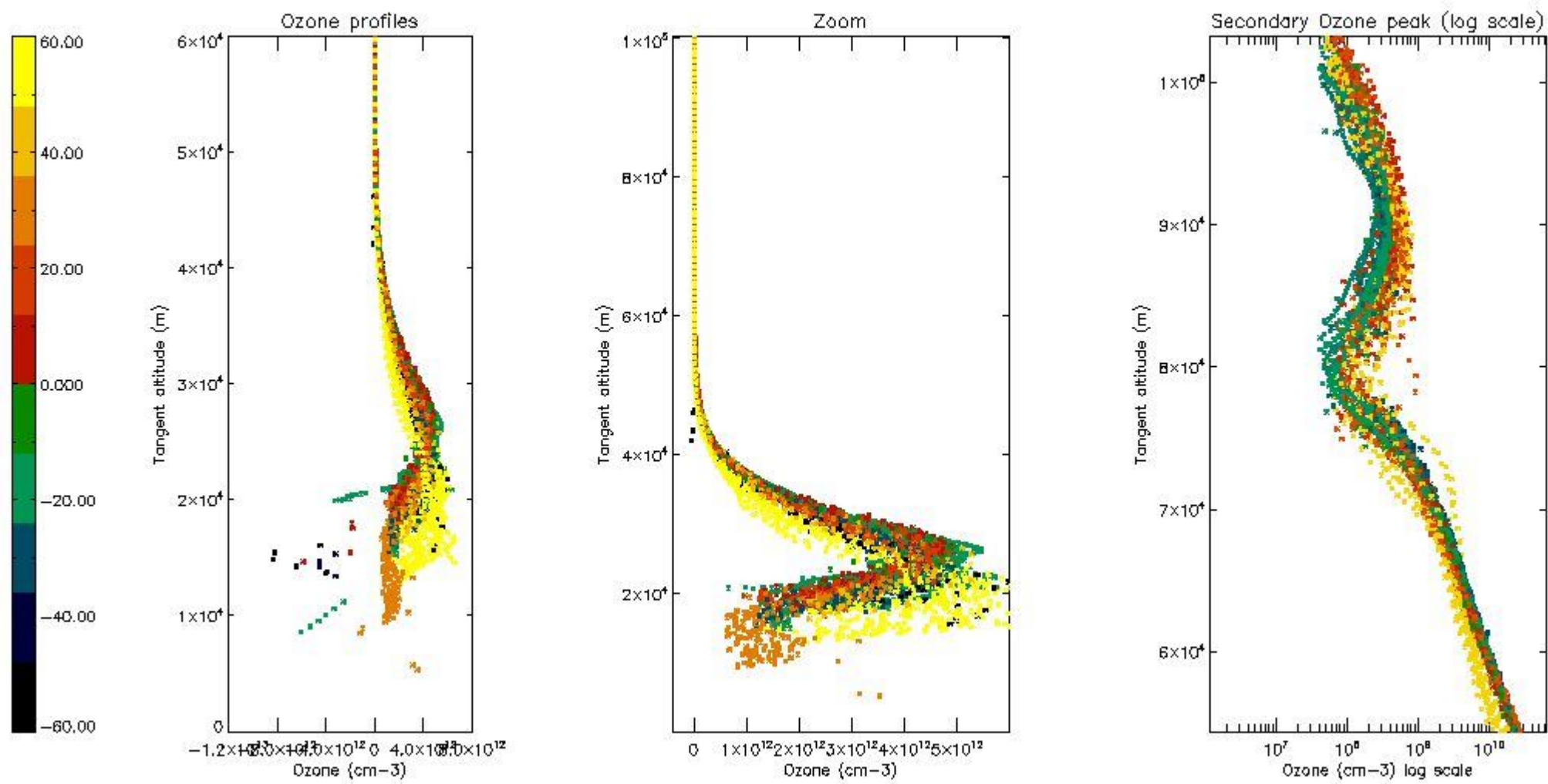
5.2 Plot ozone profiles for all STD (dark without errors)

The colorbar represents the latitude.



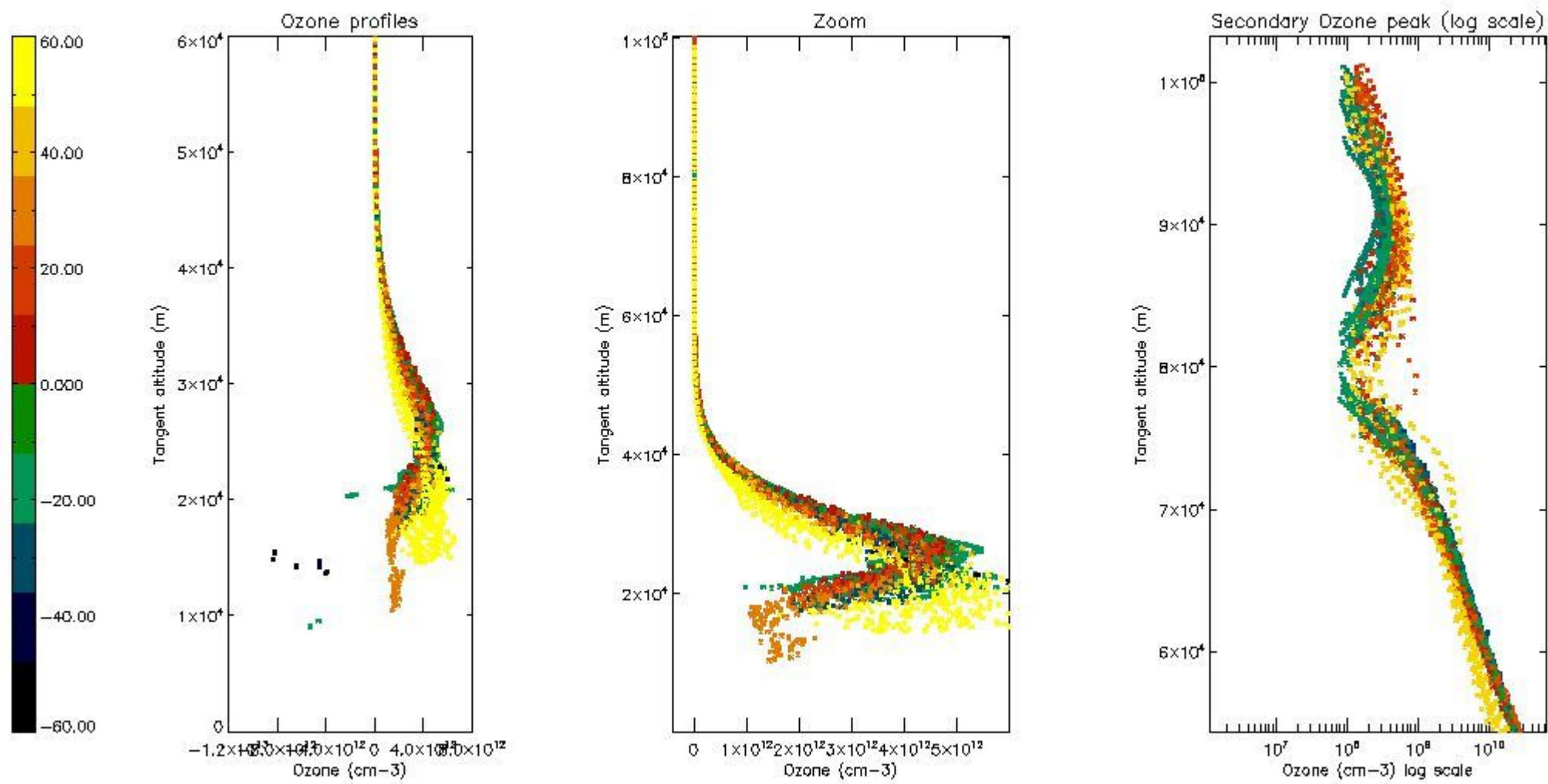
5.3 Plot ozone profiles where STD < 20% (dark without errors)

The colorbar represents the latitude.



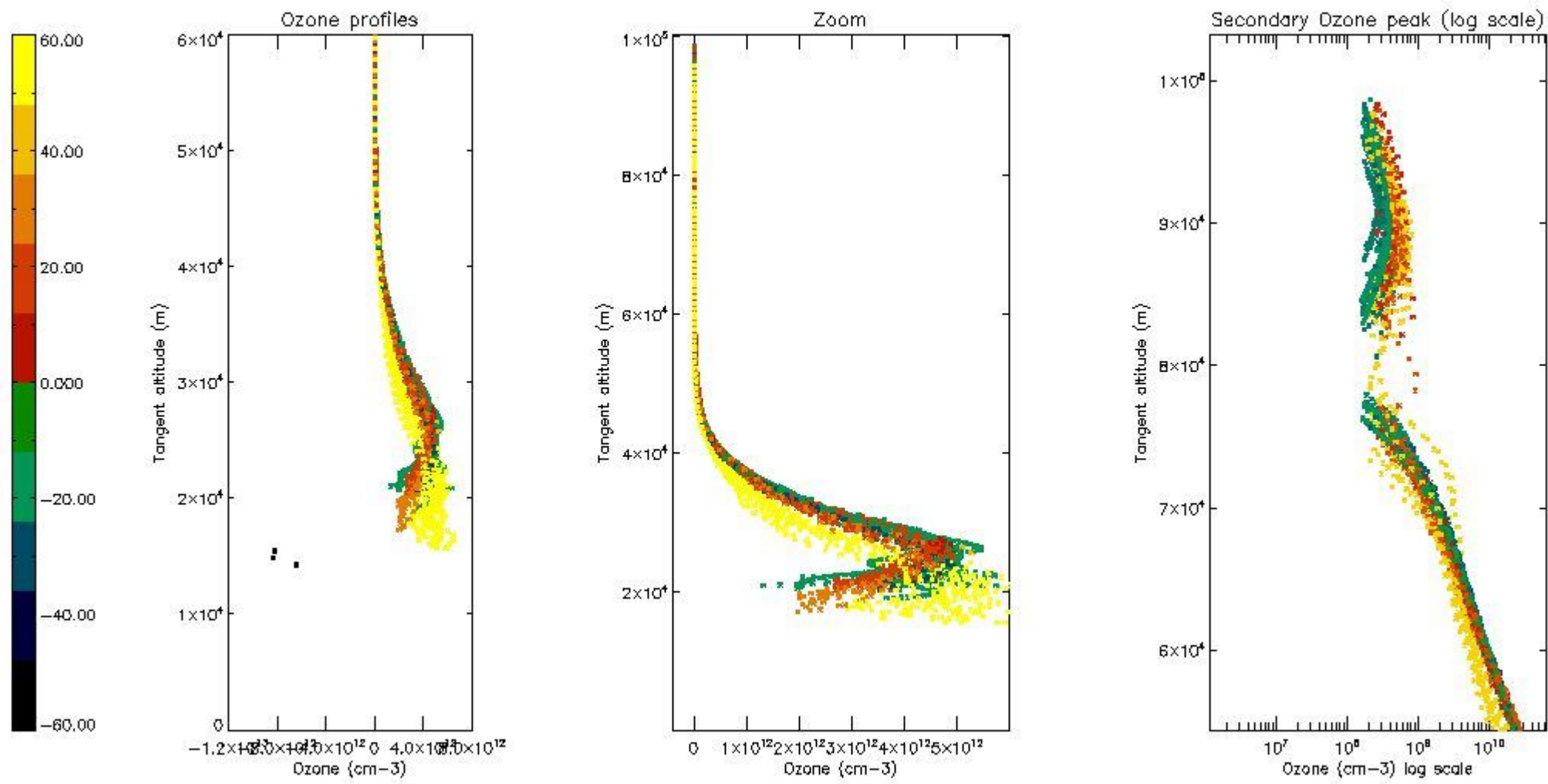
5.4 Plot ozone profiles where STD < 10% (dark without errors)

The colorbar represents the latitude.



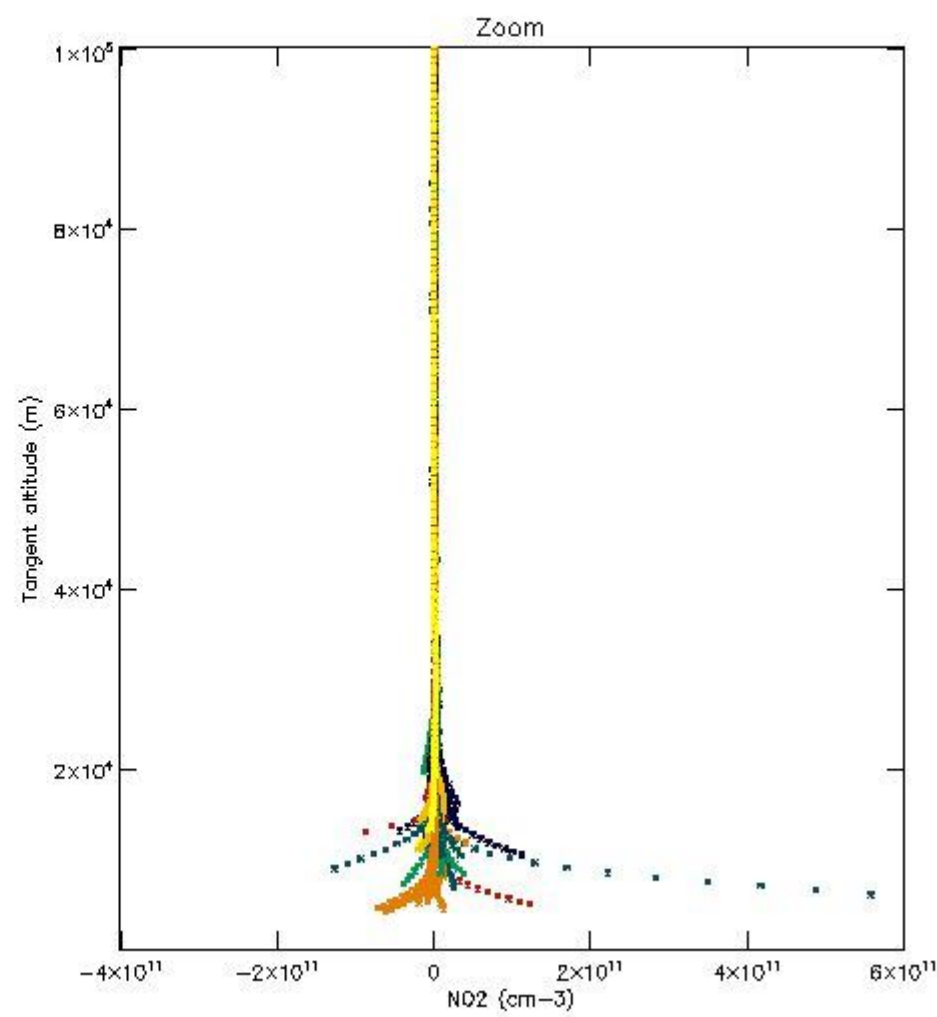
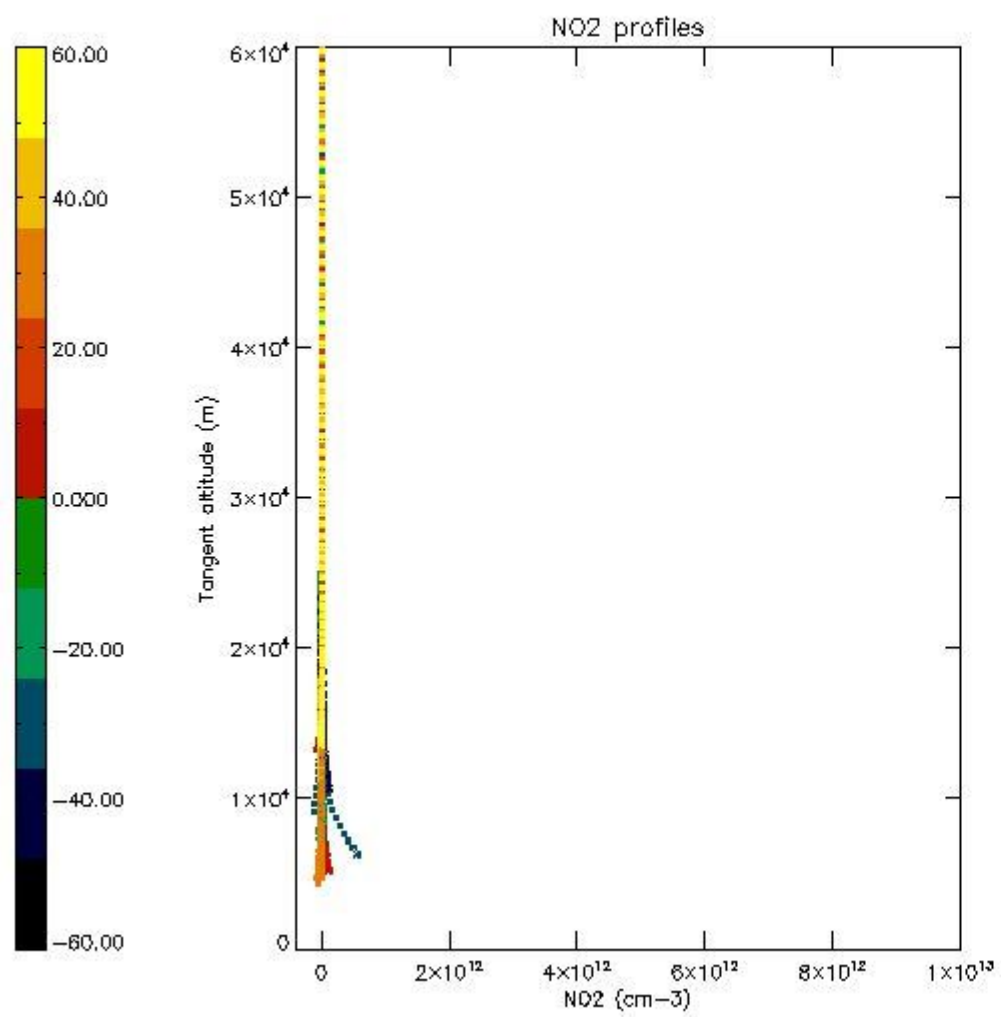
5.5 Plot ozone profiles where $STD < 5\%$ (dark without errors)

The colorbar represents the latitude.



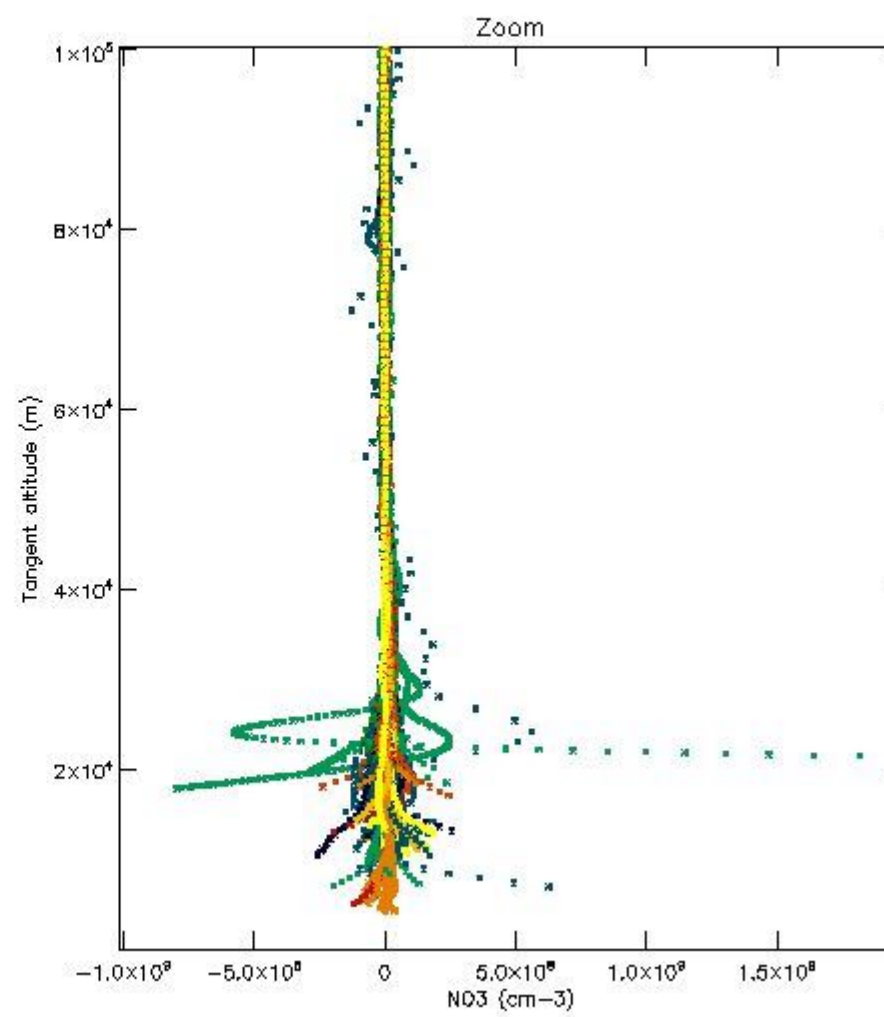
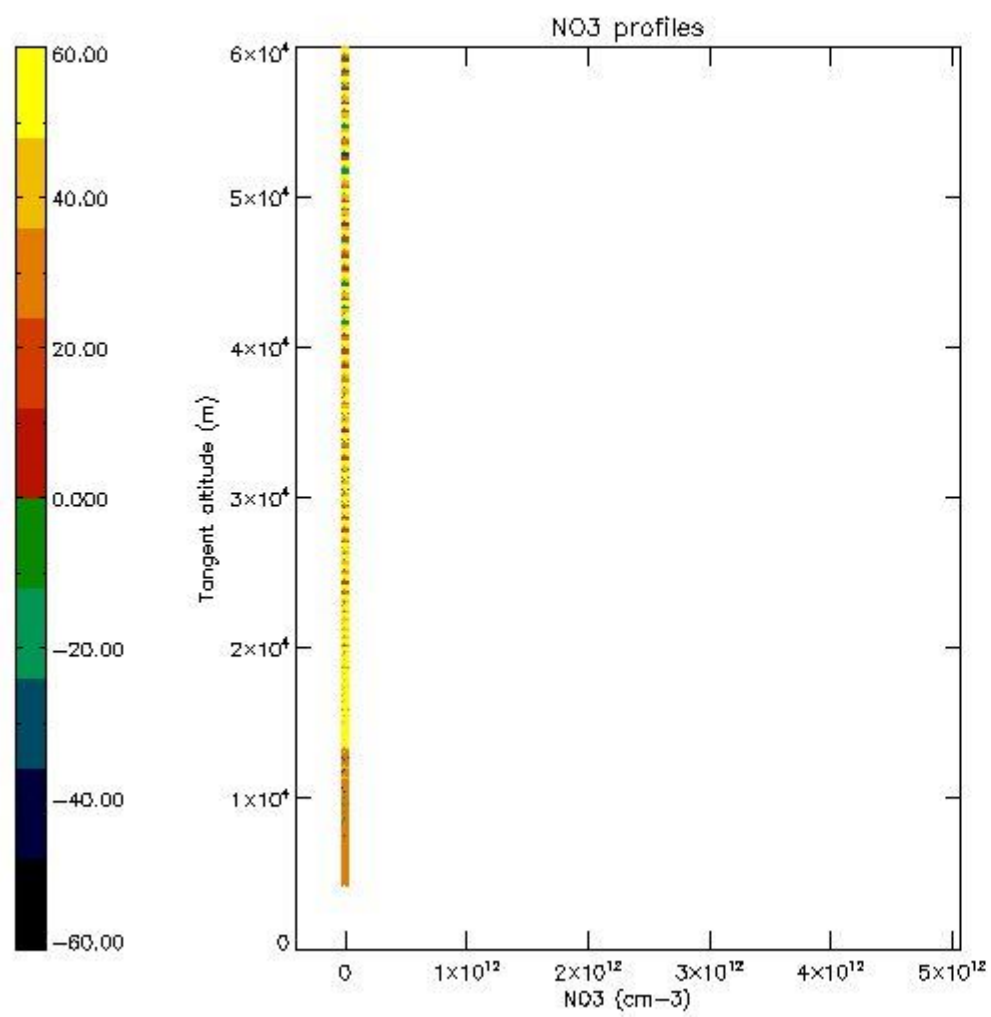
5.6 Plot NO₂ profiles for all STD (dark without errors)

The colorbar represents the latitude.



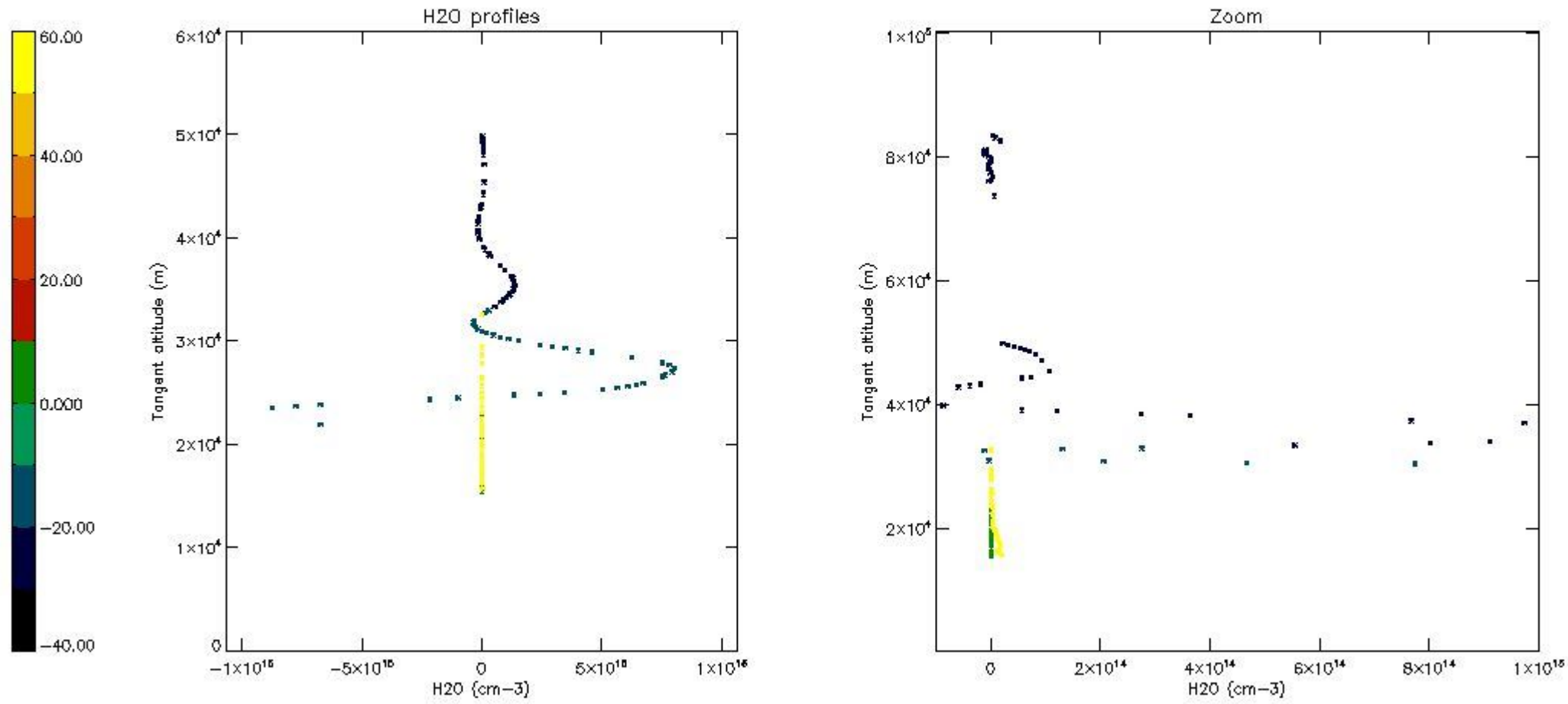
5.7 Plot NO3 profiles for all STD (dark without errors)

The colorbar represents the latitude.



5.8 Plot H2O profiles for all STD (only for occultations of stars 1,2,3,4,13,14,16,26,63 dark without errors)

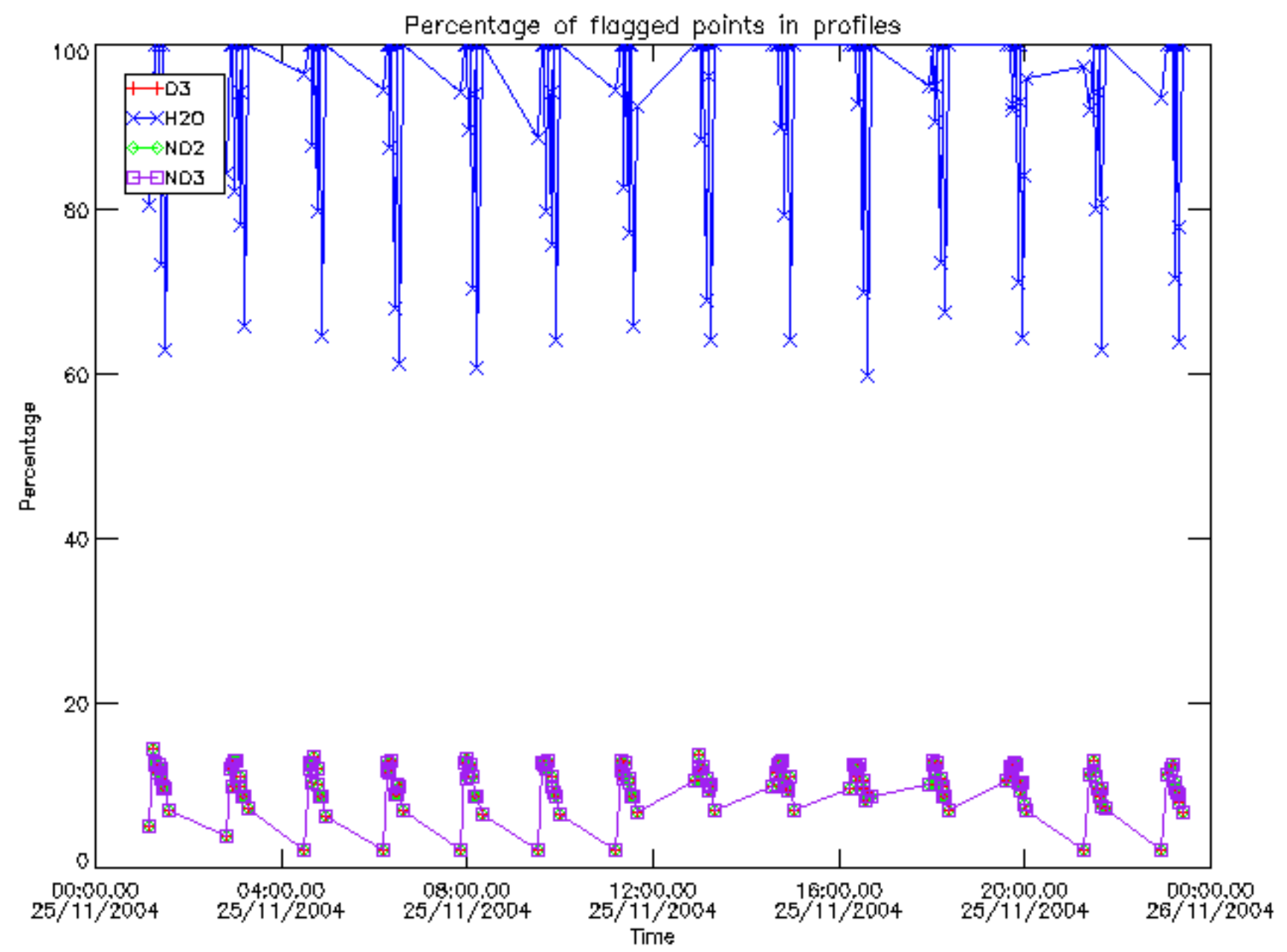
The colorbar represents the latitude.



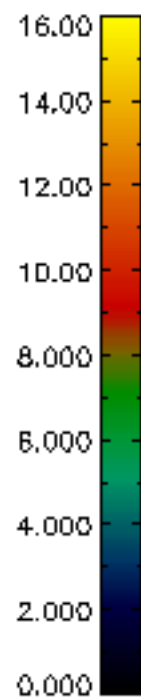
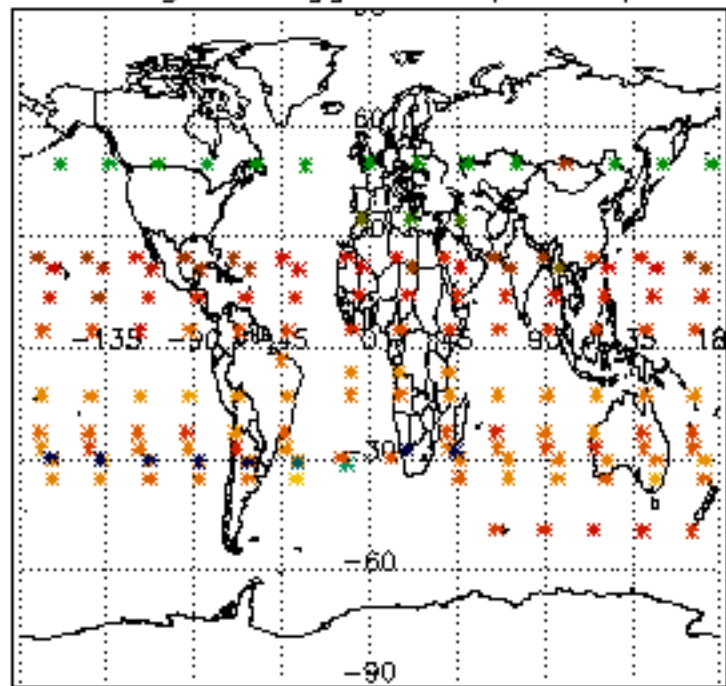
6. Auxiliary Data Files used for the production reported in section 2

The number reported in the third column indicates since which file (see list in section 2) the corresponding auxiliary file has been used. The fourth column is the date of those product files.

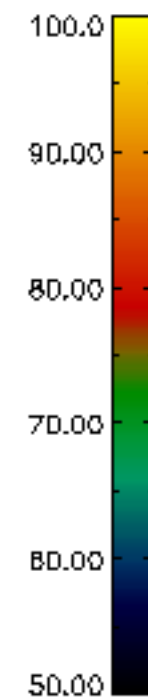
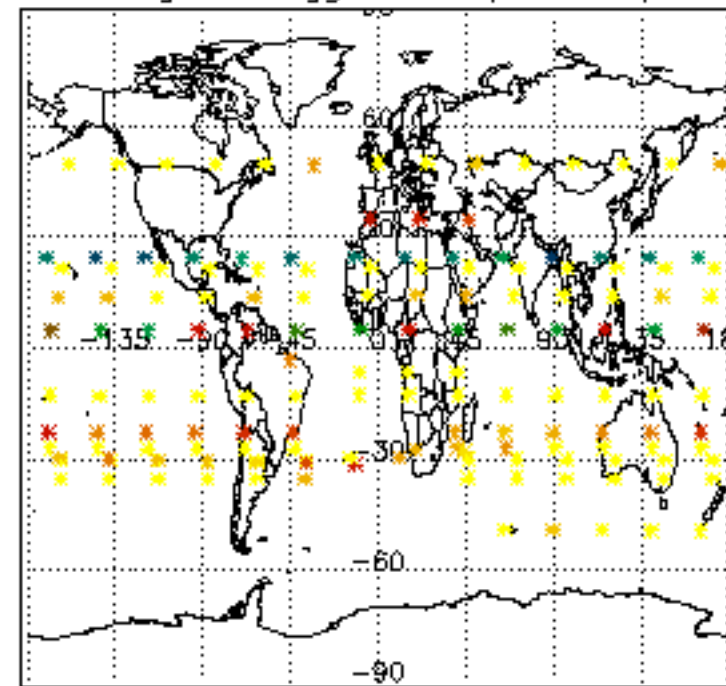
Type	Auxiliary Filename	Used since product	Used since product date
INST_PHYS_CHARACTERISTICS	GOM_INS_AXVIEC20091111_143220_20030716_120000_20500101_000000	1	25-NOV-2004 00:02:43
LEVEL-2_PROC_CONFIG	GOM_PR2_AXVIEC20091111_152718_20020301_000000_20500101_000000	1	25-NOV-2004 00:02:43
CROSS_SECTIONS_FILE	GOM_CRS_AXVIEC20091111_154832_20020301_000000_20500101_000000	1	25-NOV-2004 00:02:43



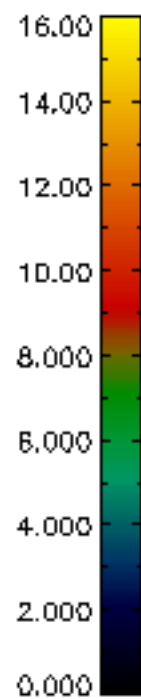
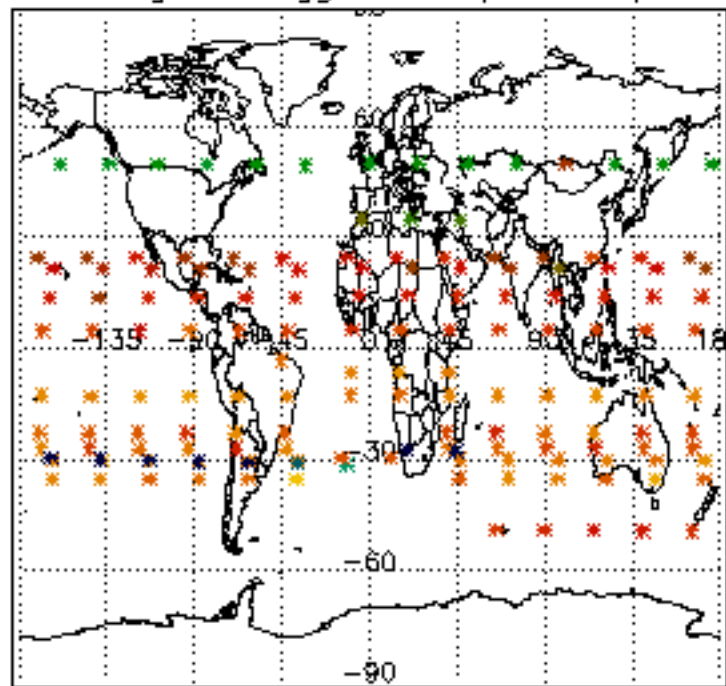
Percentage of flagged data per D3 profile



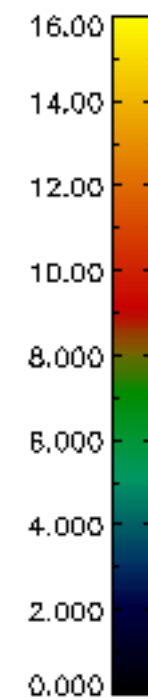
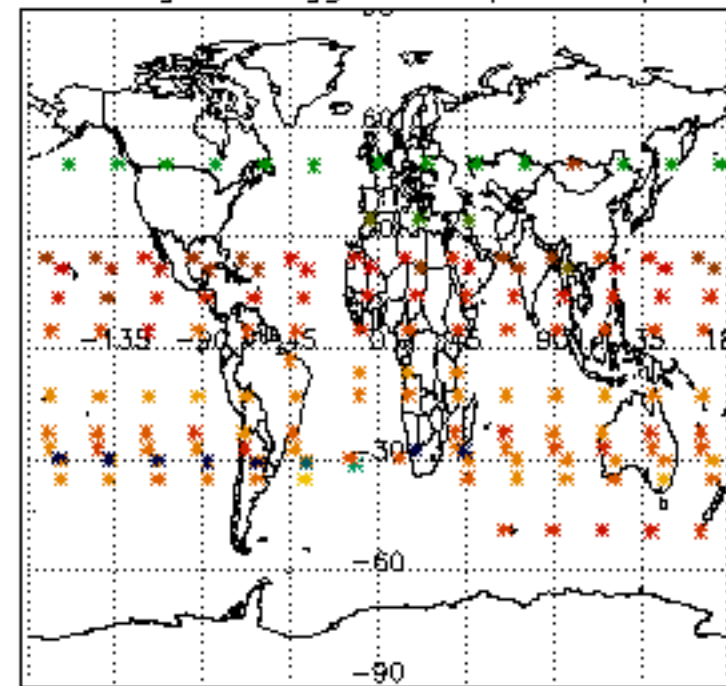
Percentage of flagged data per H2O profile

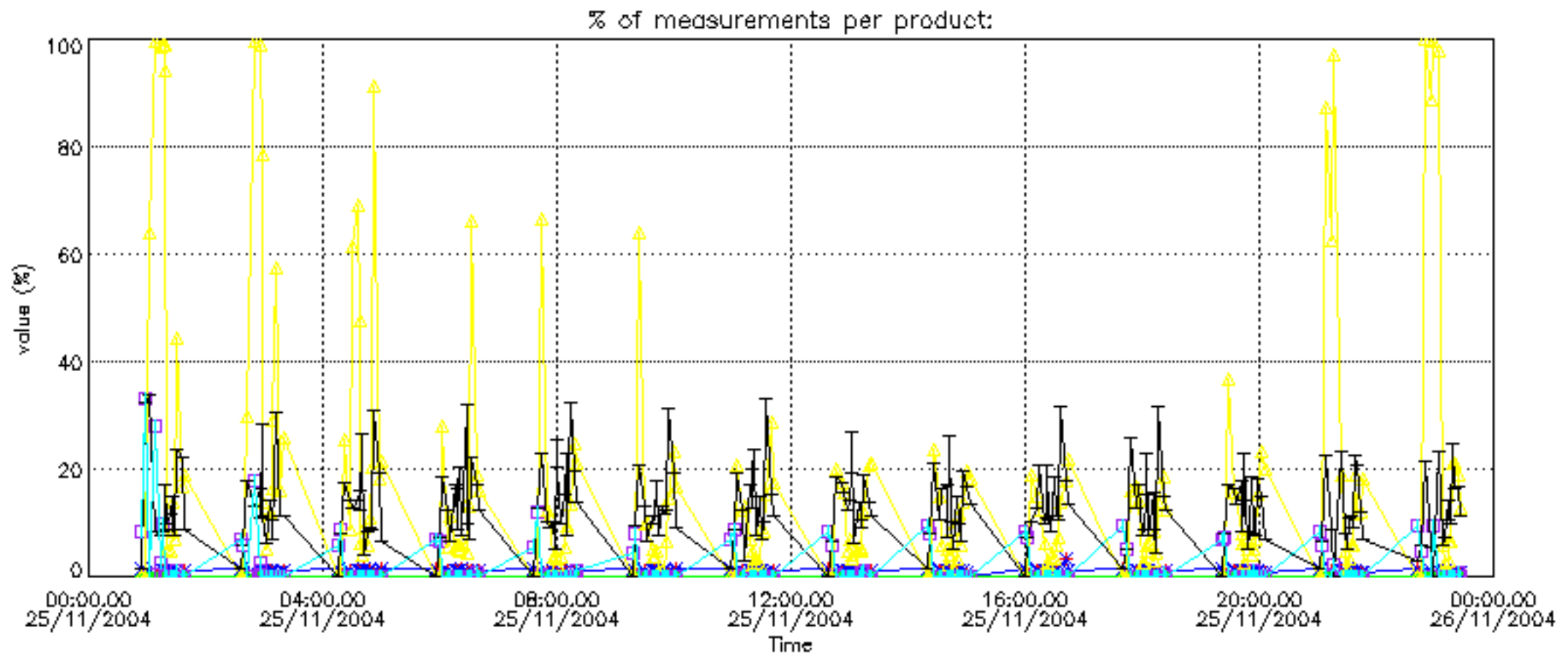


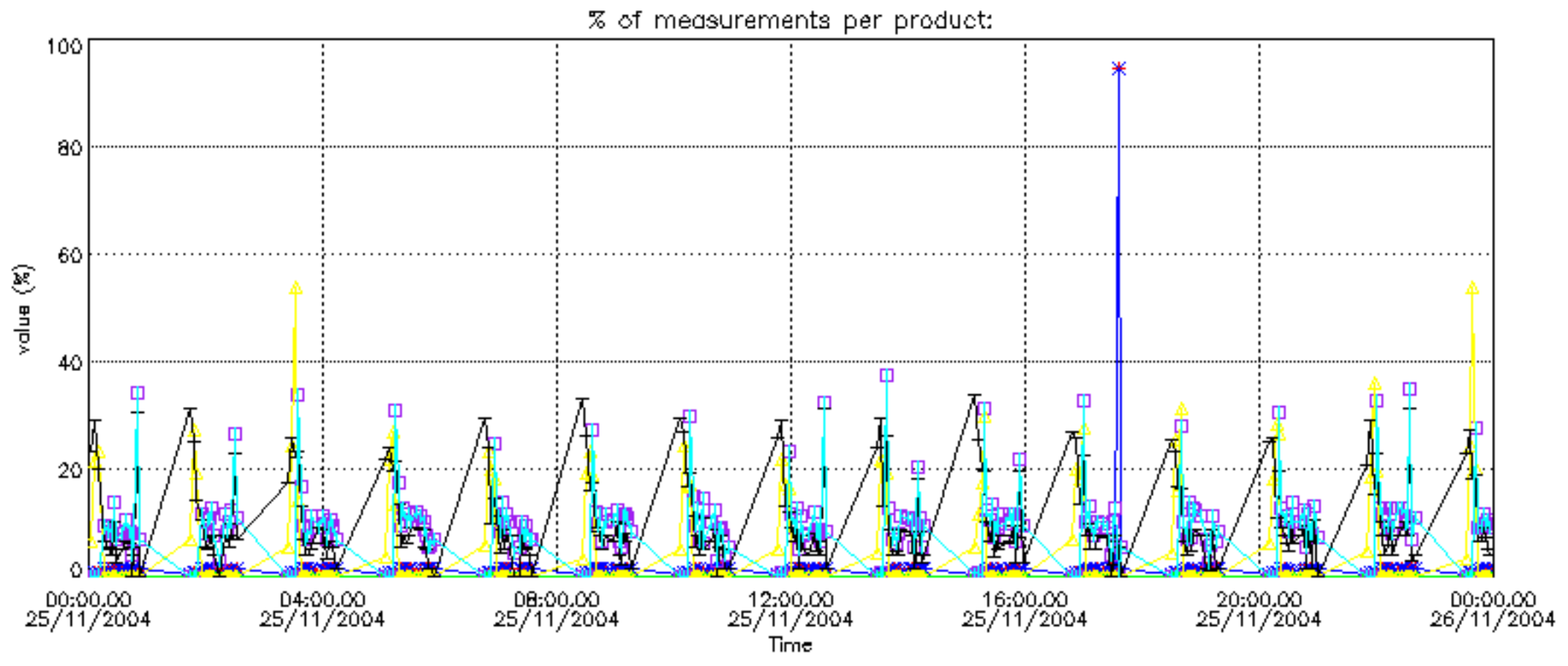
Percentage of flagged data per NO2 profile



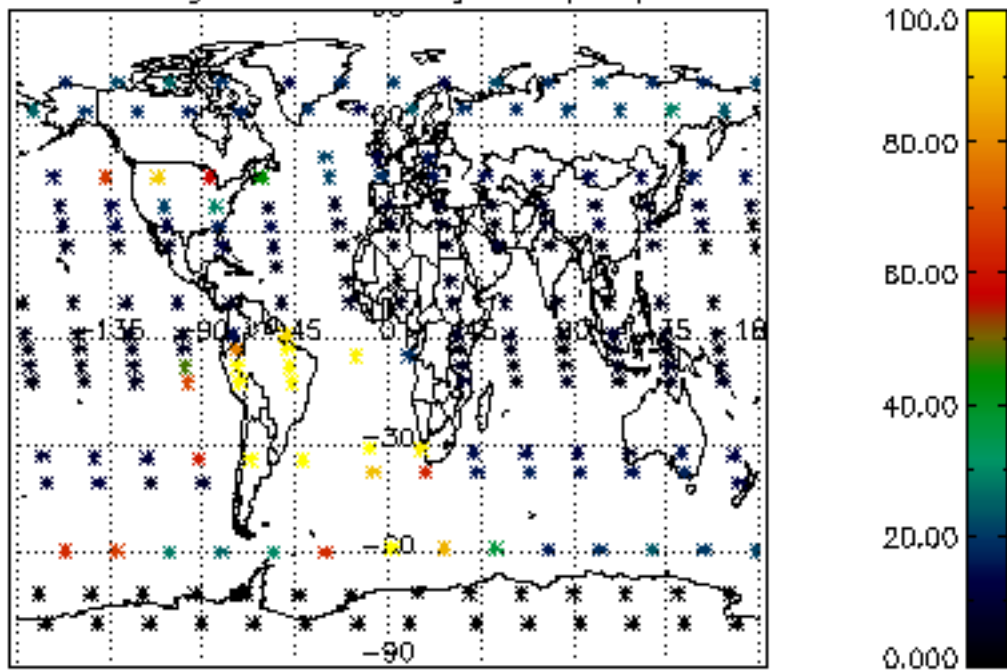
Percentage of flagged data per NO3 profile



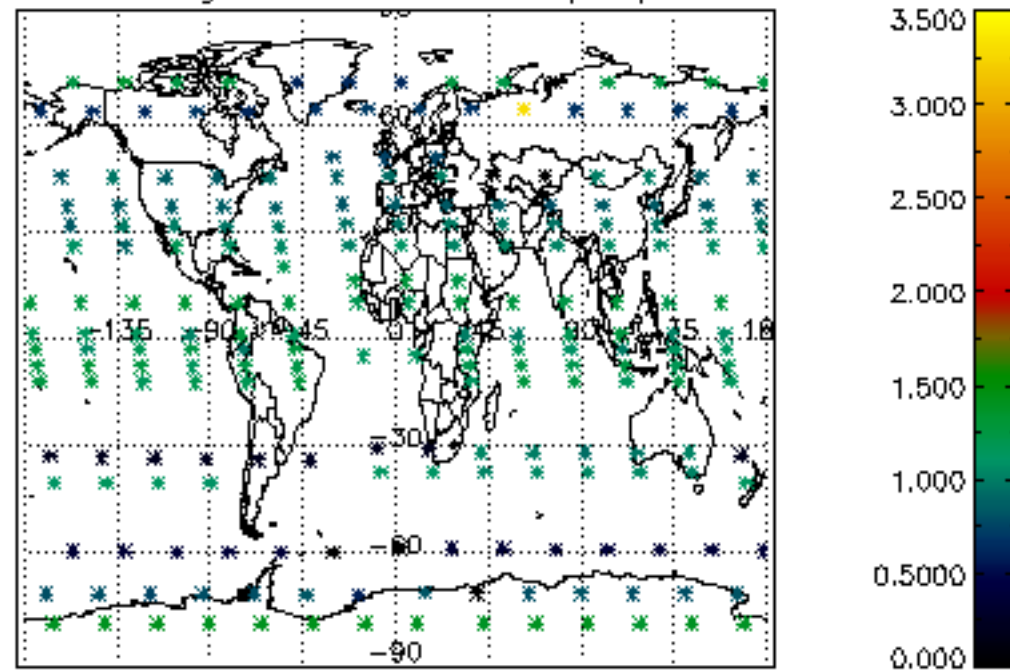




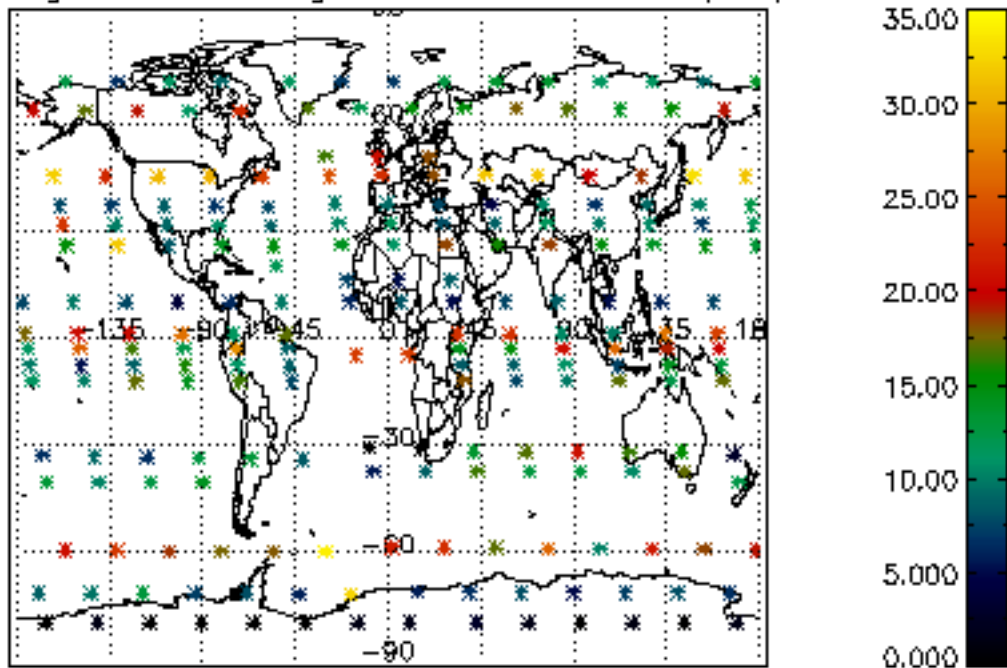
Percentage of cosmic ray hits per profile



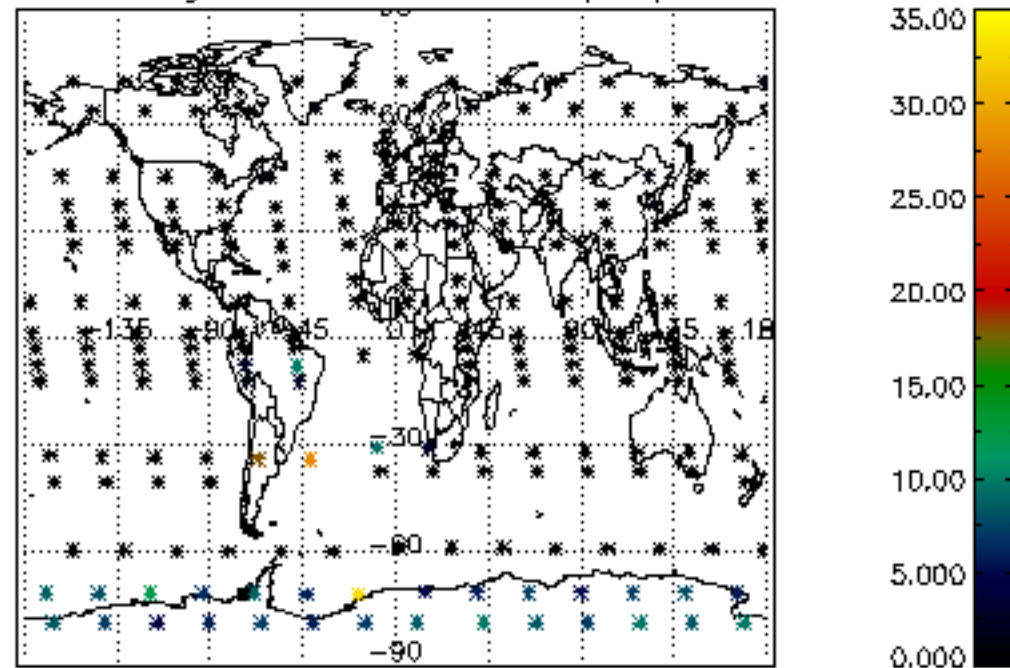
Percentage of datation errors per profile



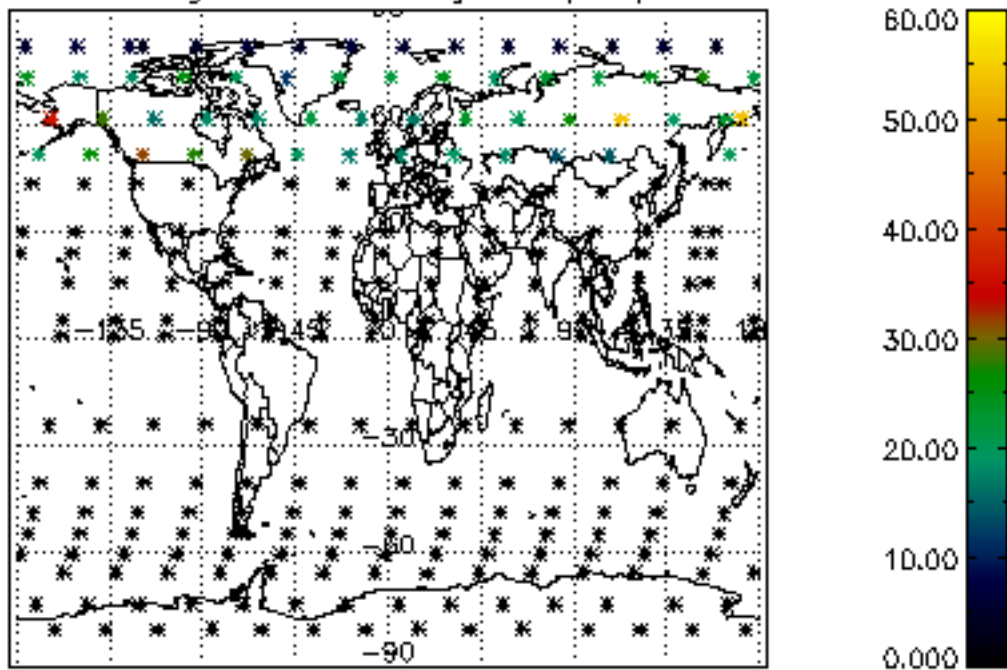
Percentage of star falling outside central band per profile



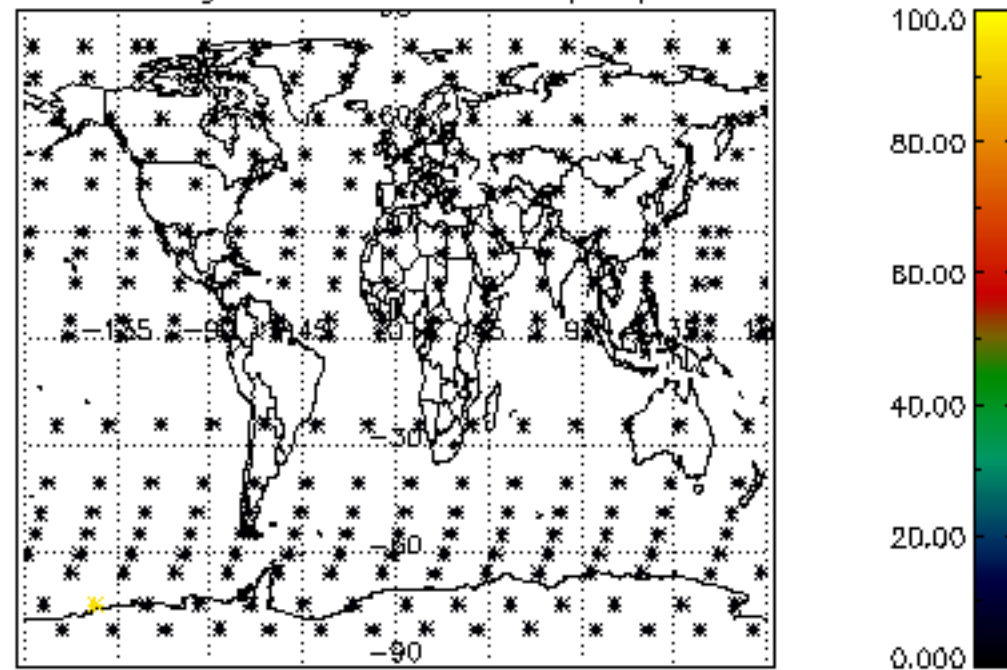
Percentage of saturation errors per profile



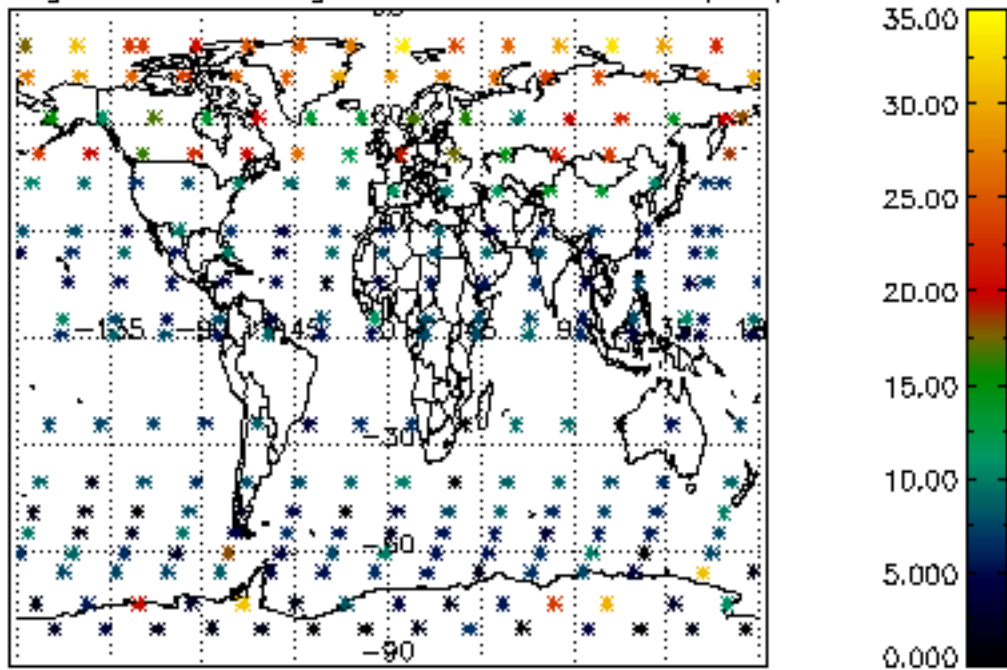
Percentage of cosmic ray hits per profile



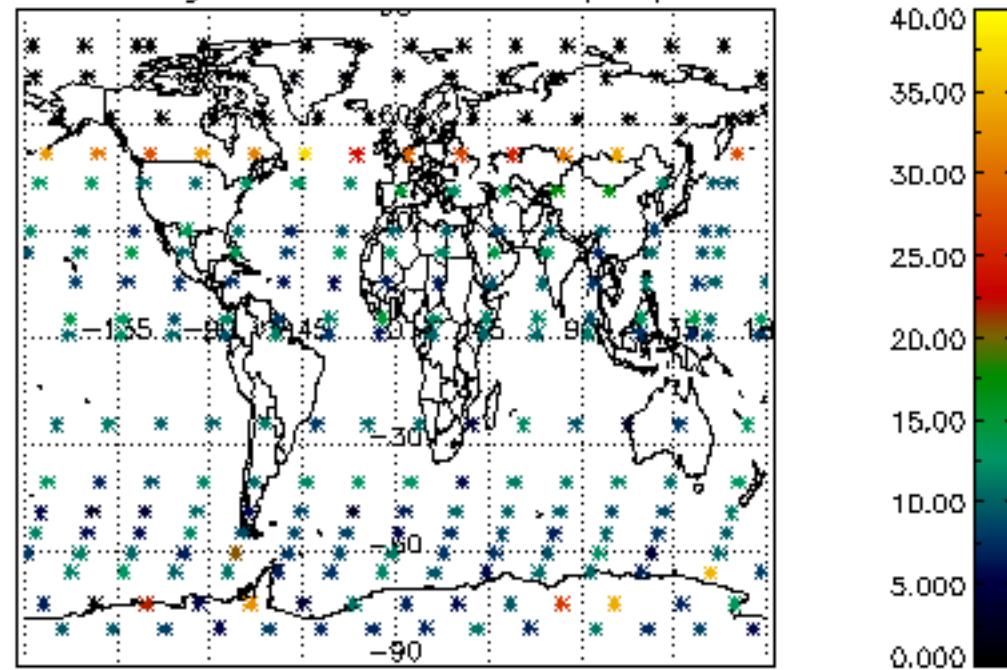
Percentage of datation errors per profile

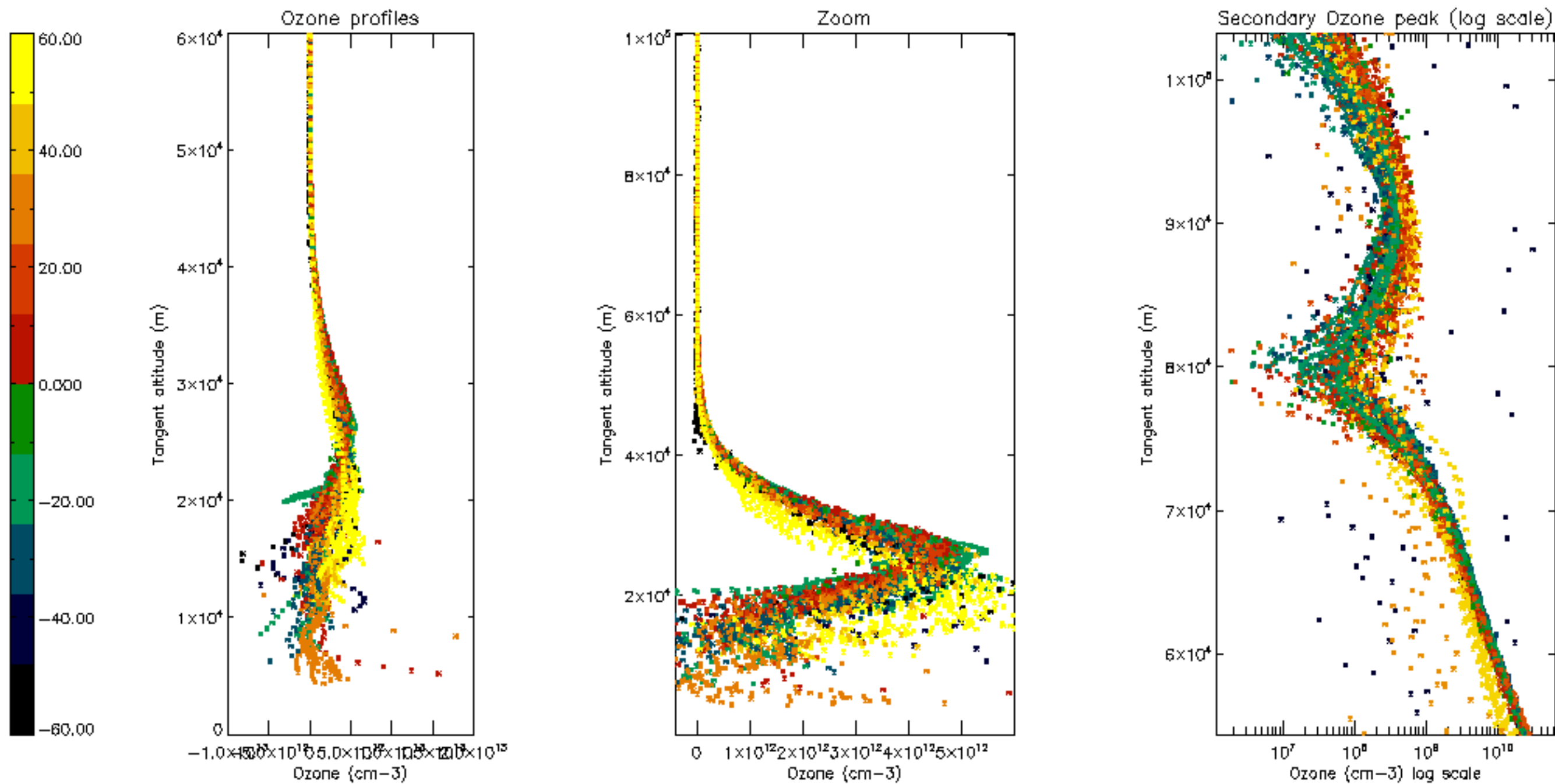


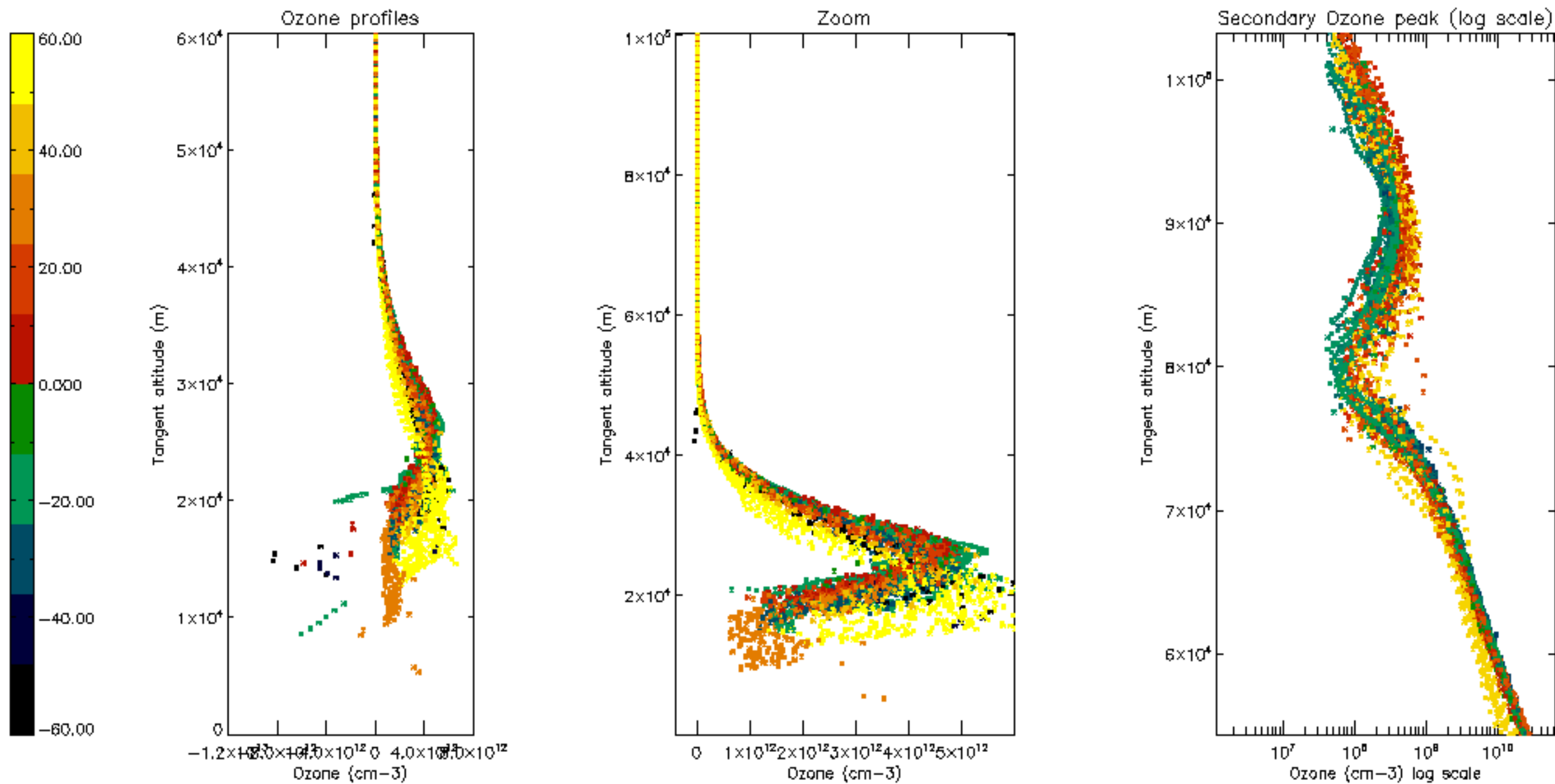
Percentage of star falling outside central band per profile

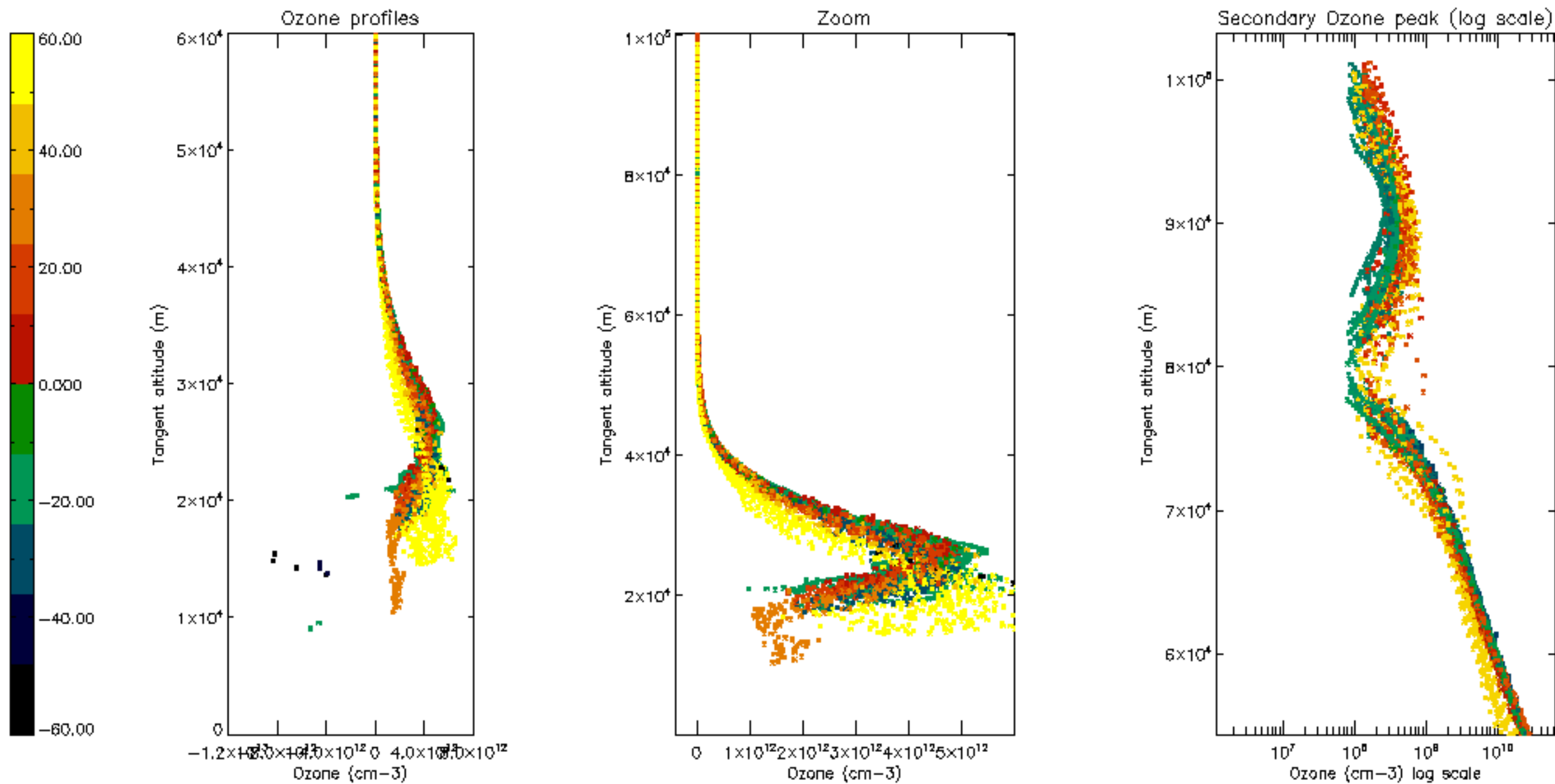


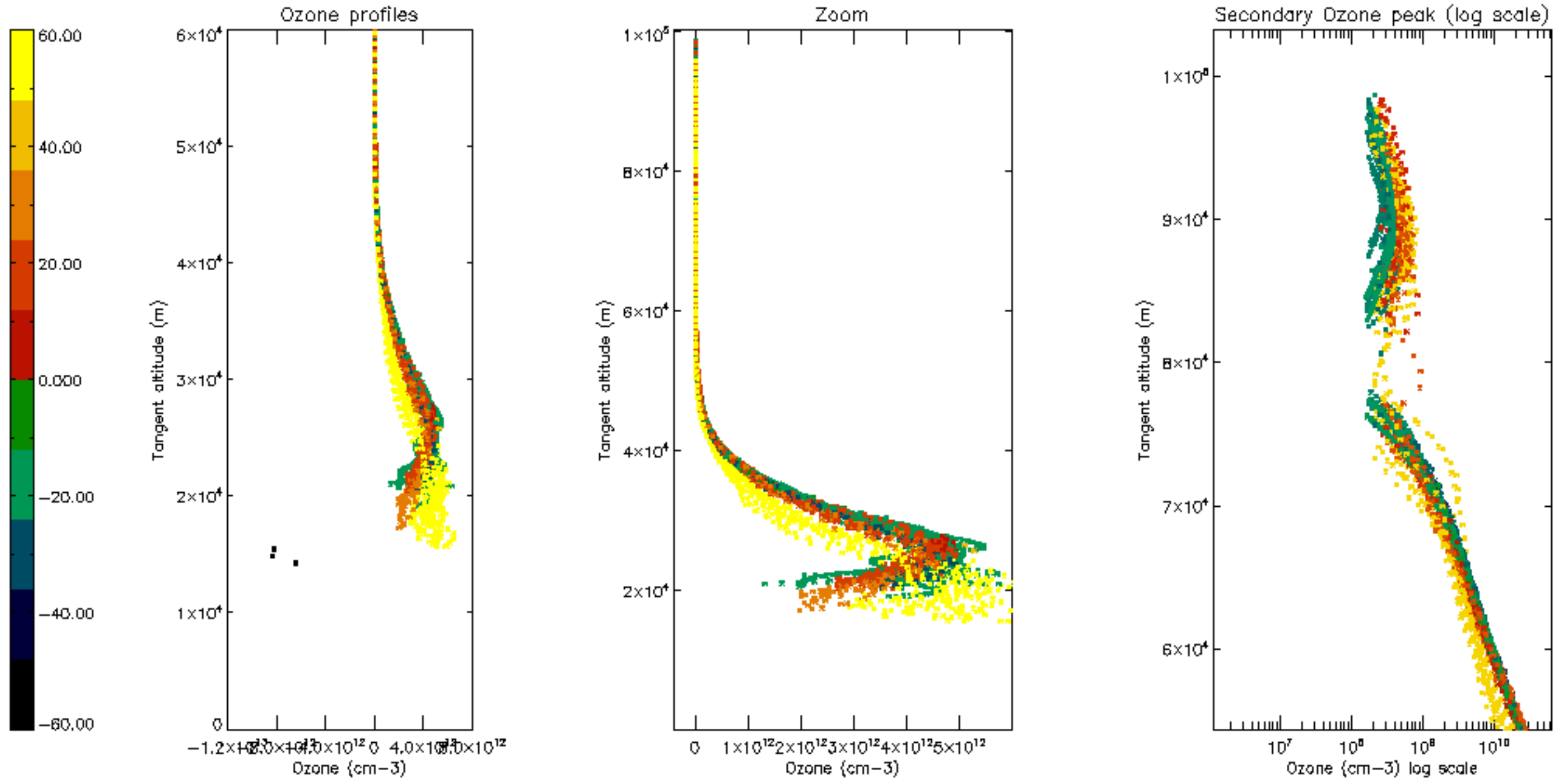
Percentage of saturation errors per profile

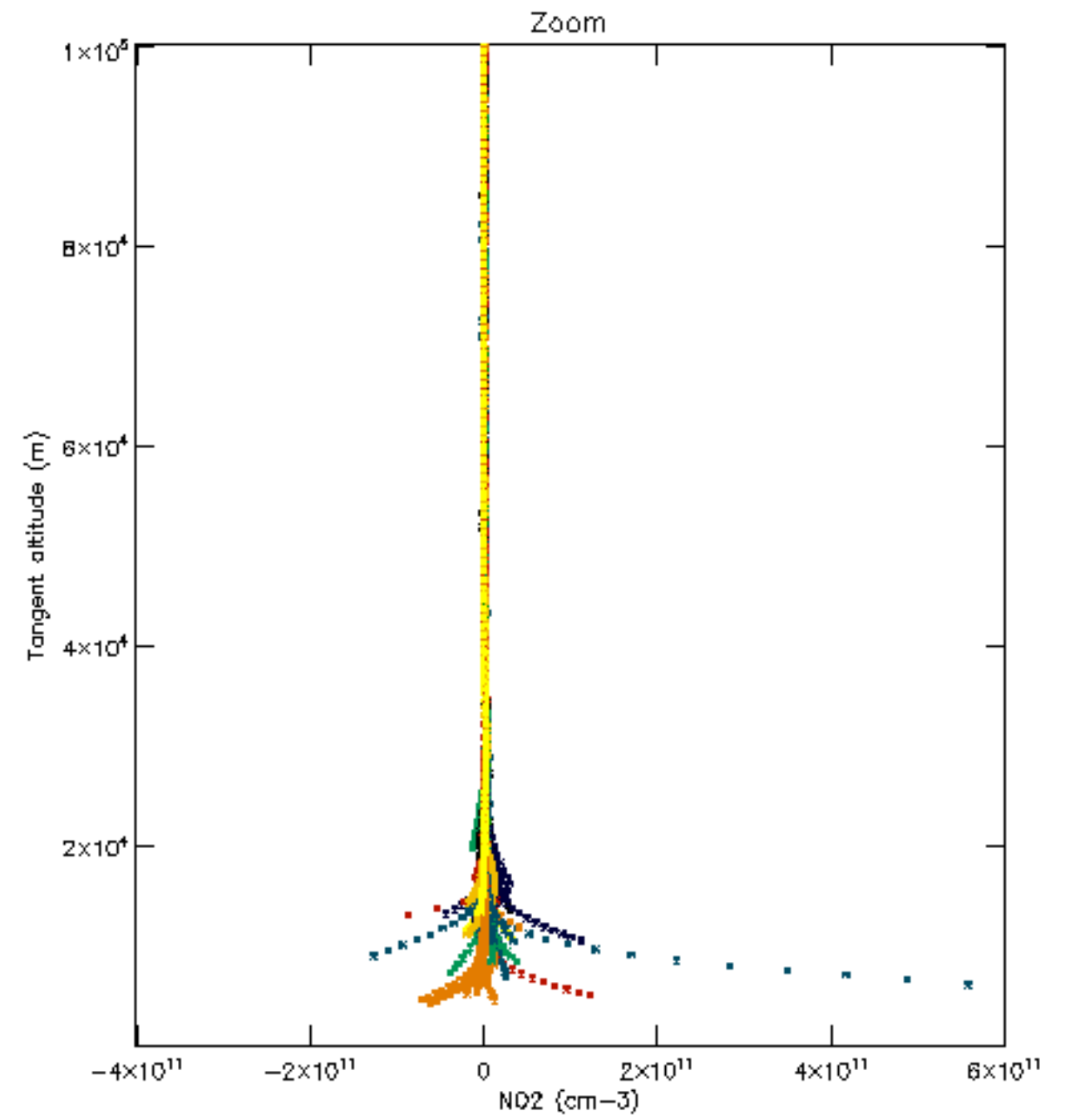
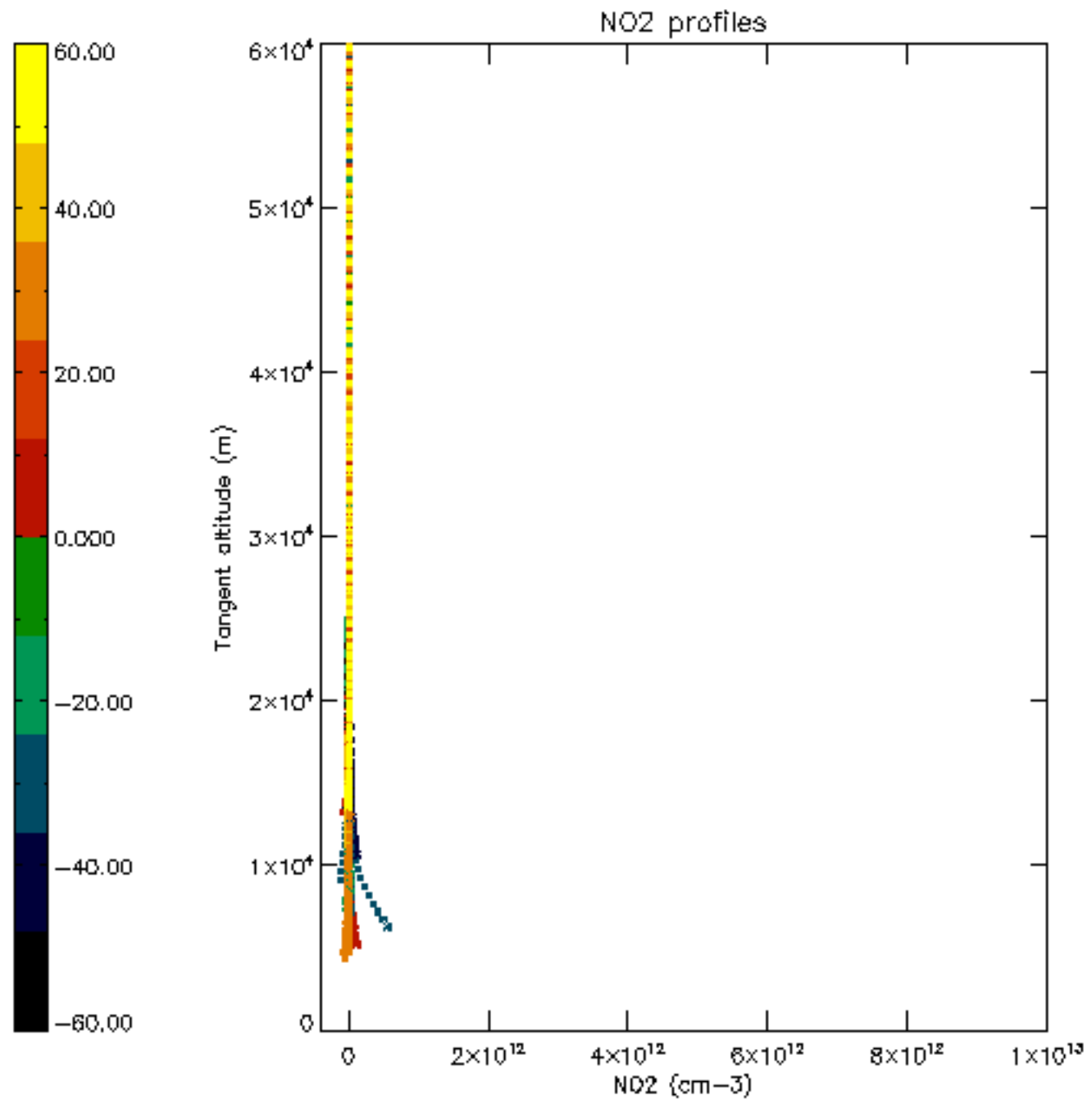


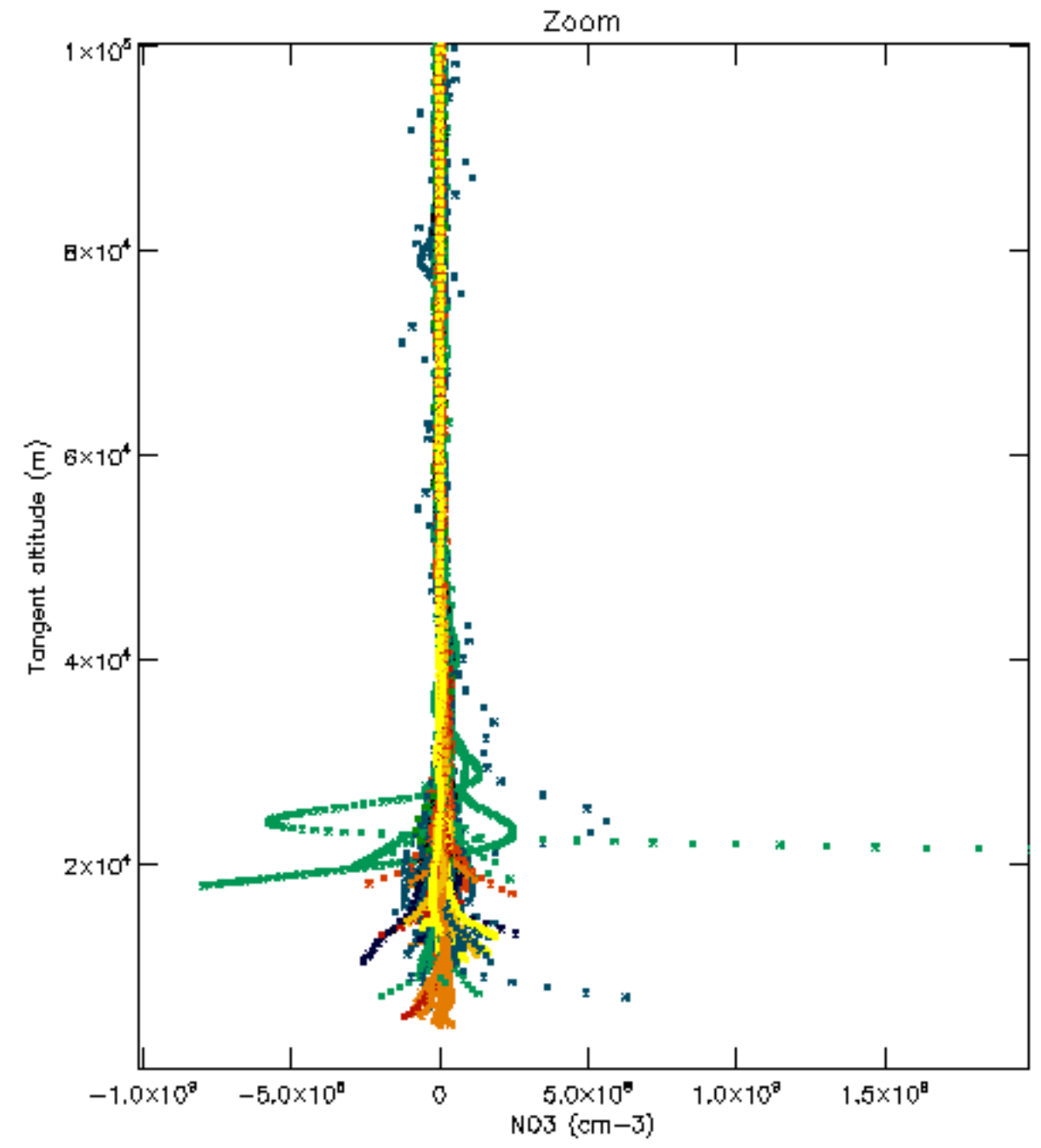
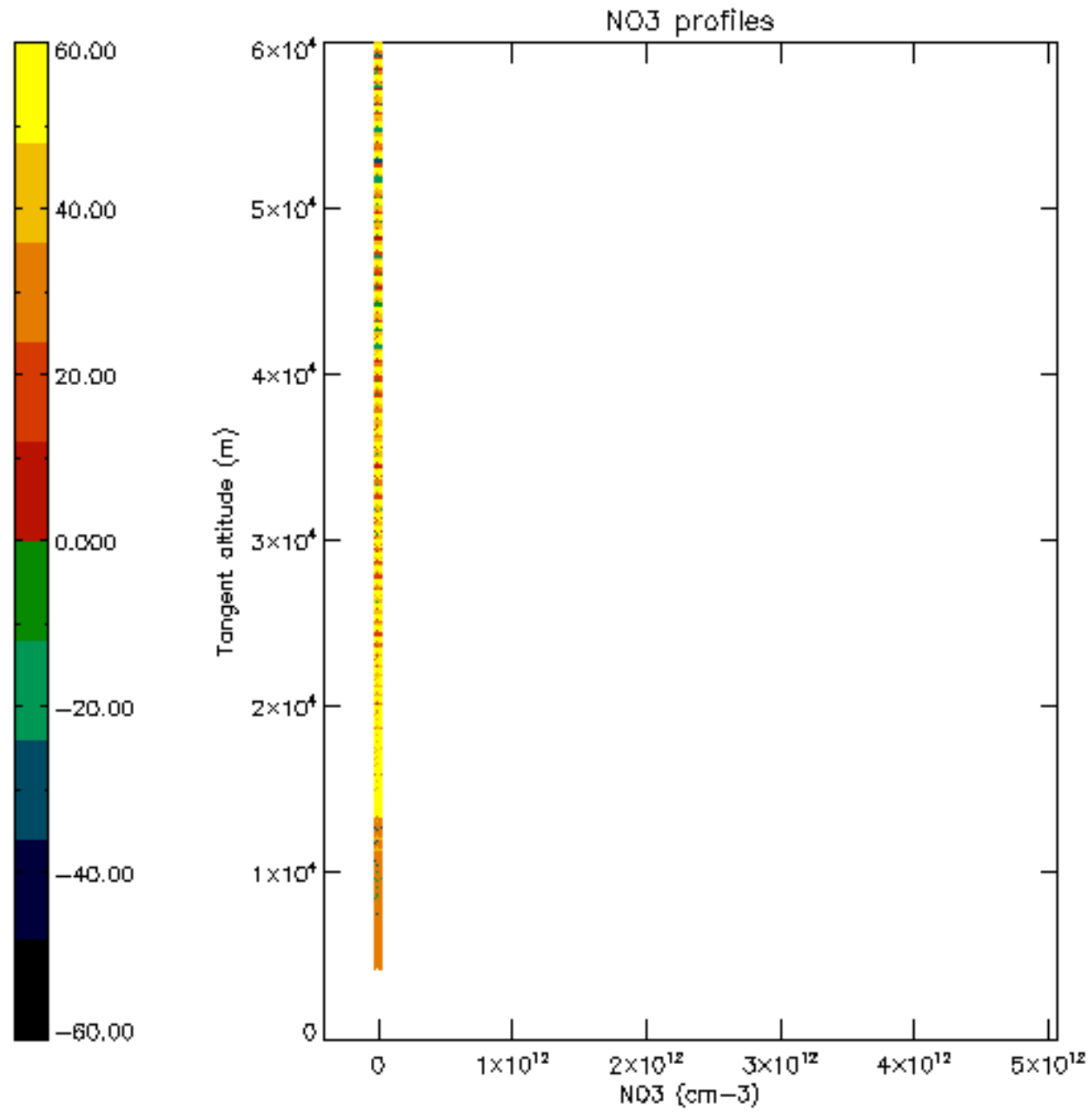


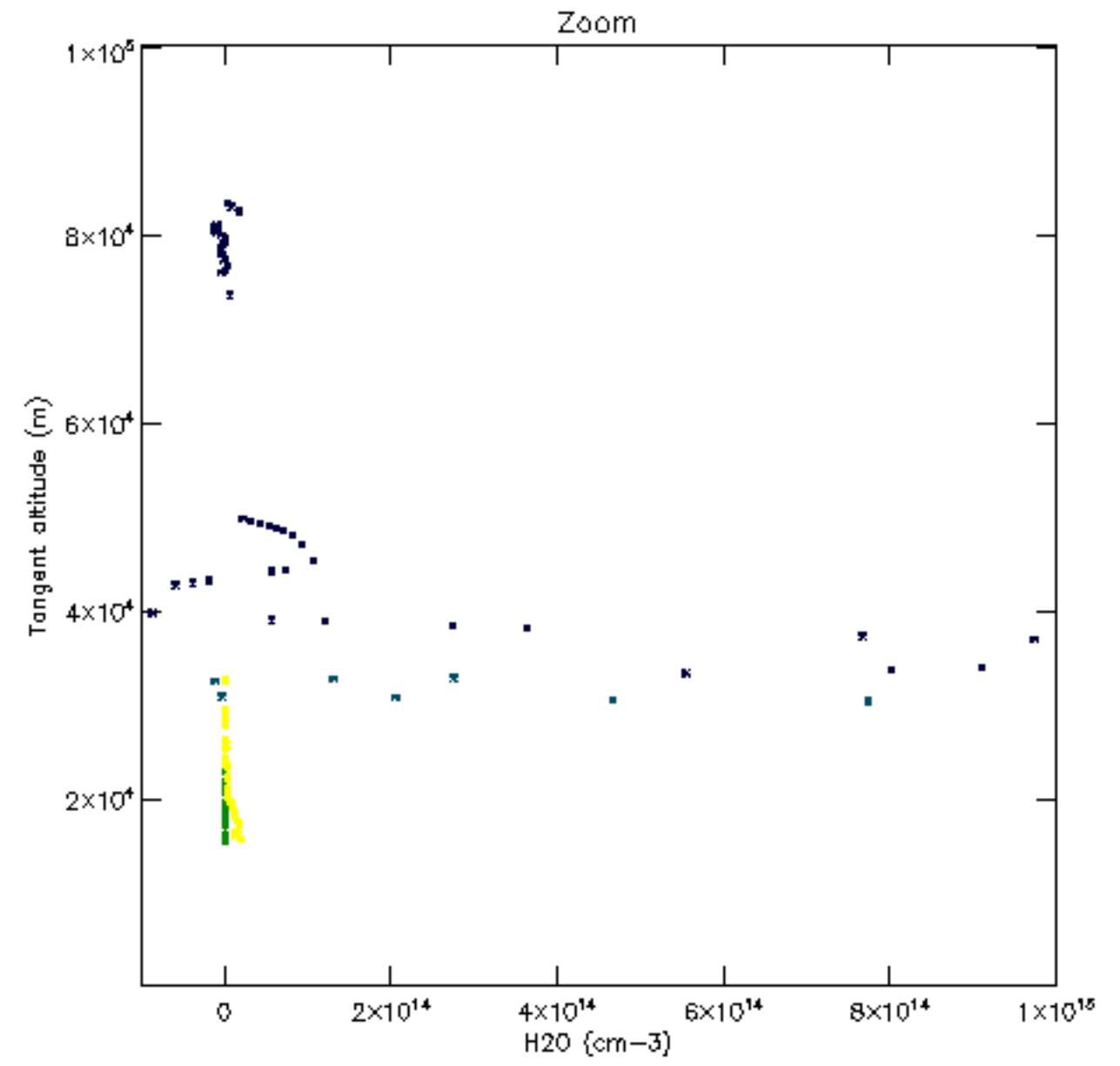
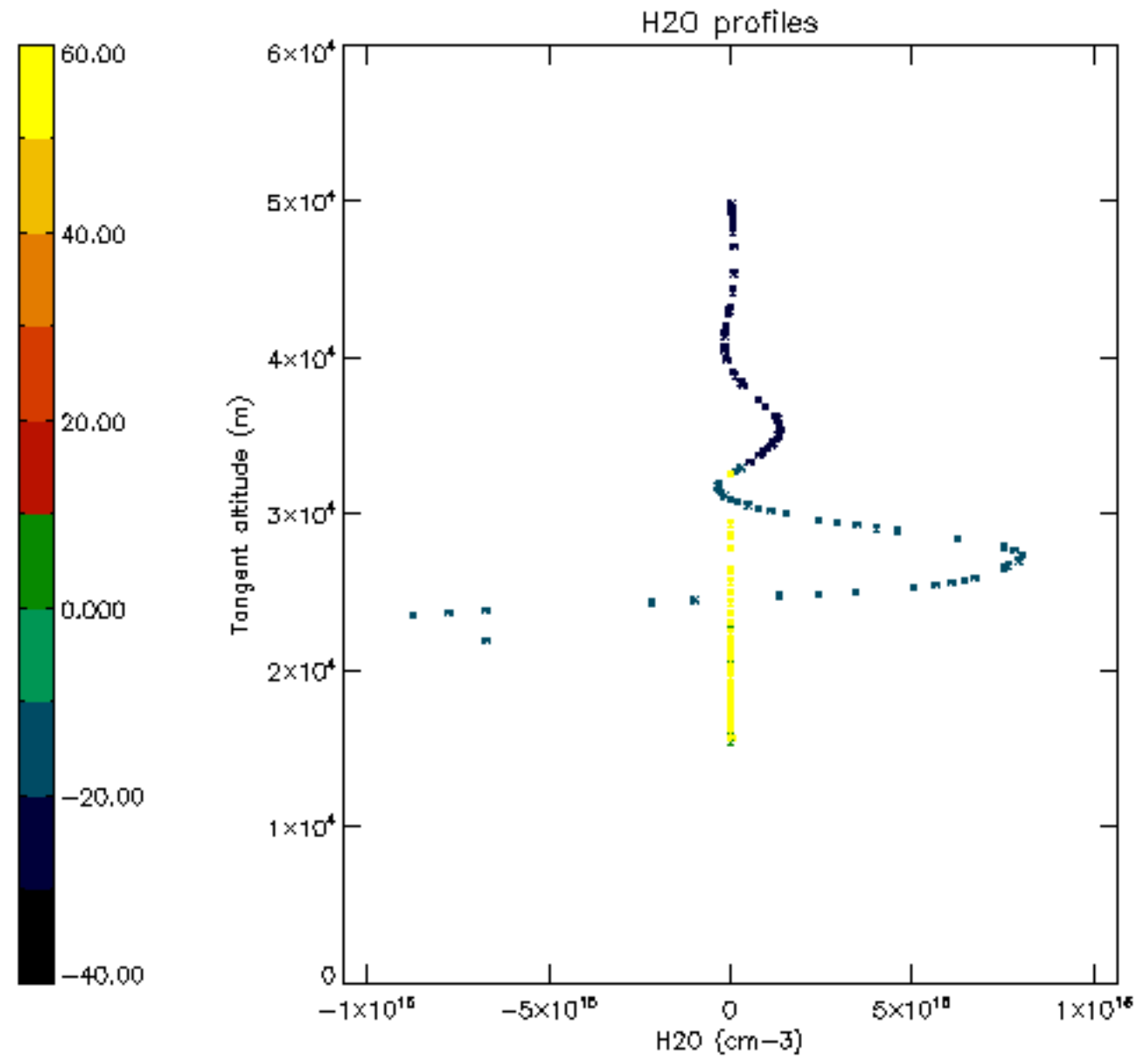


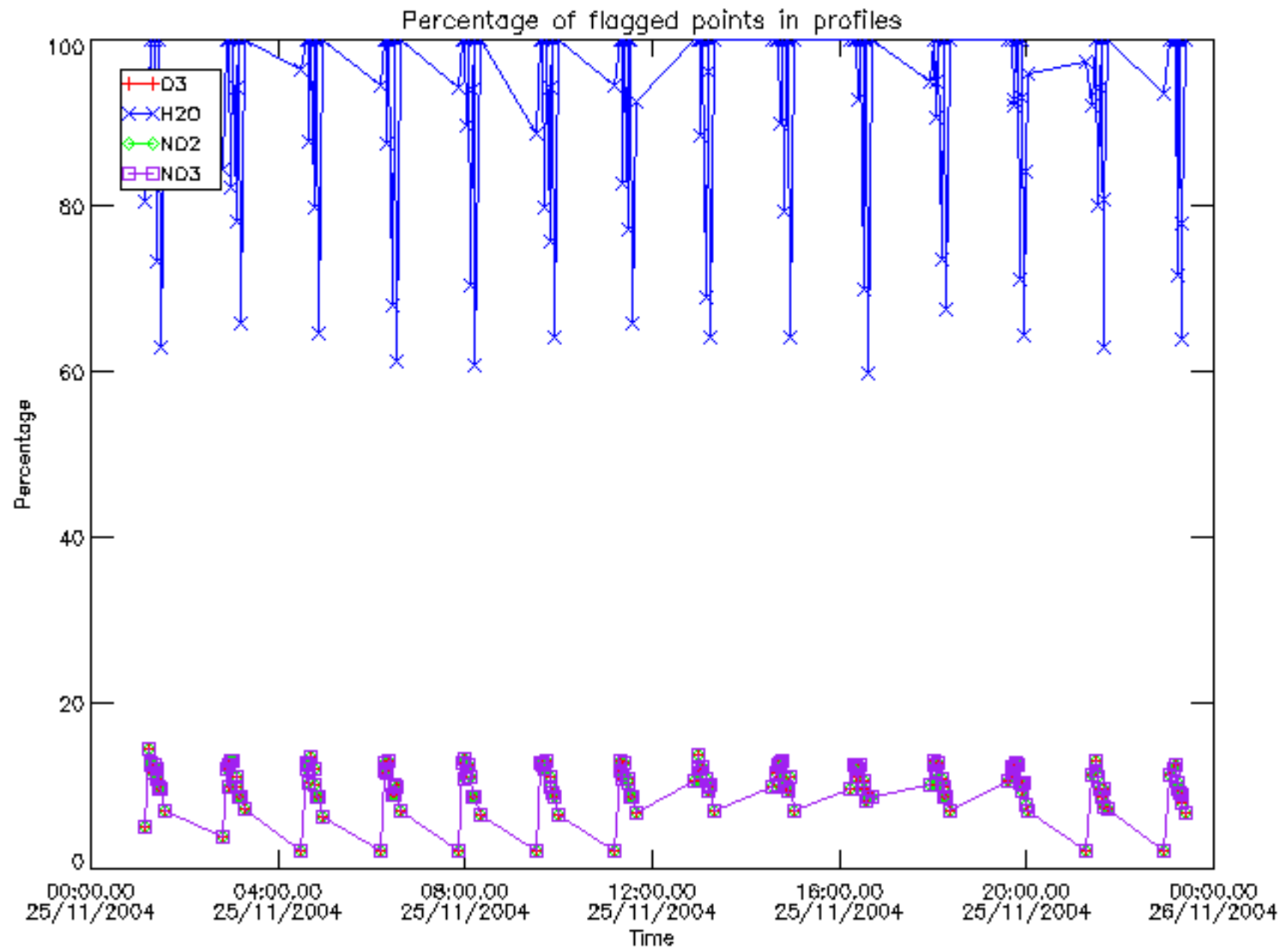




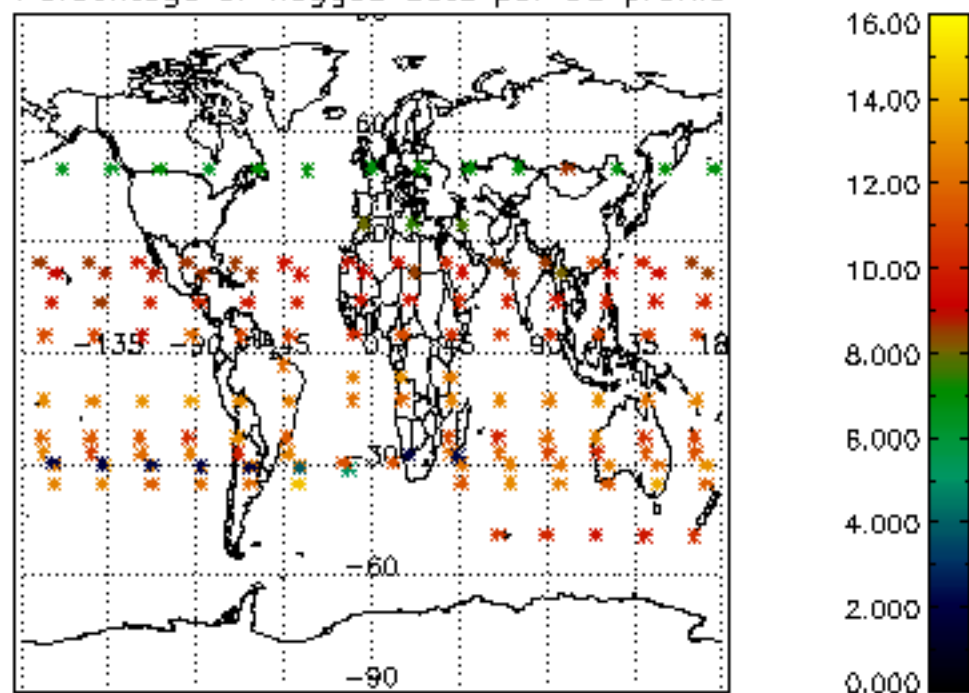




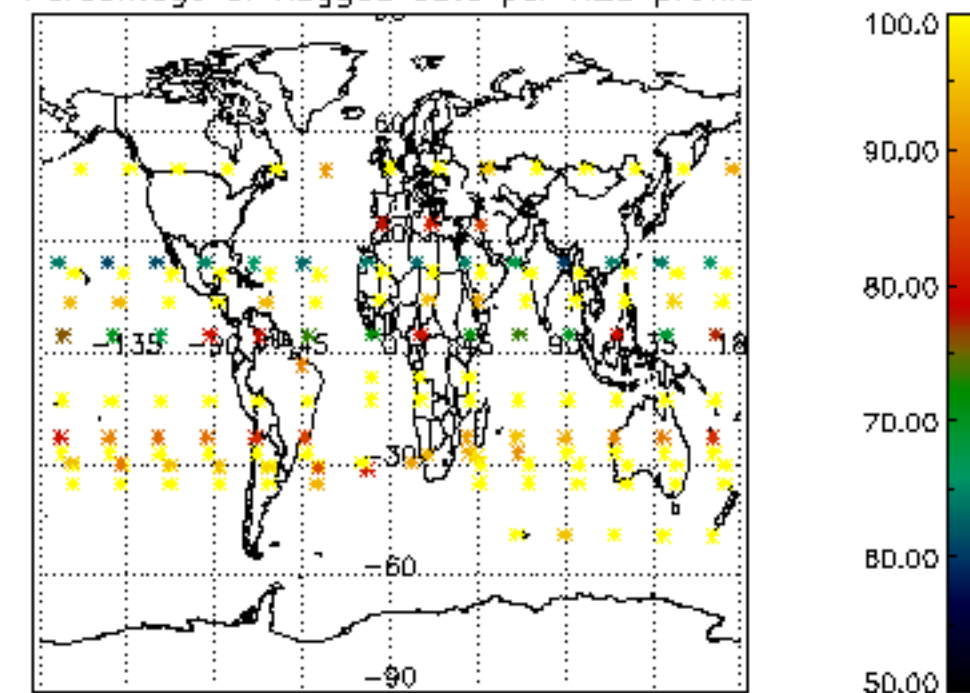




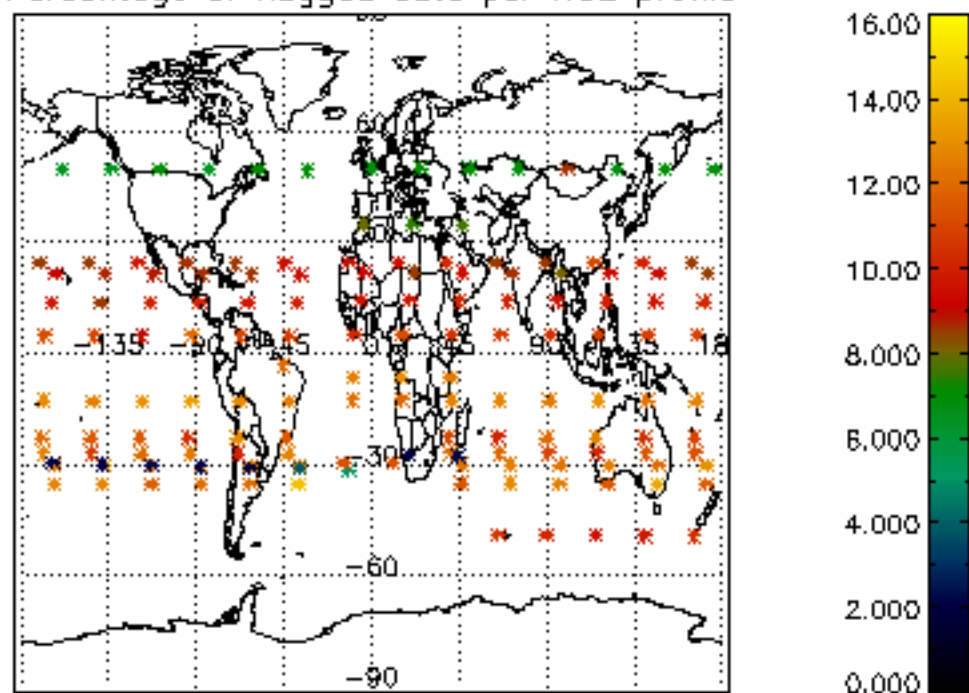
Percentage of flagged data per D3 profile



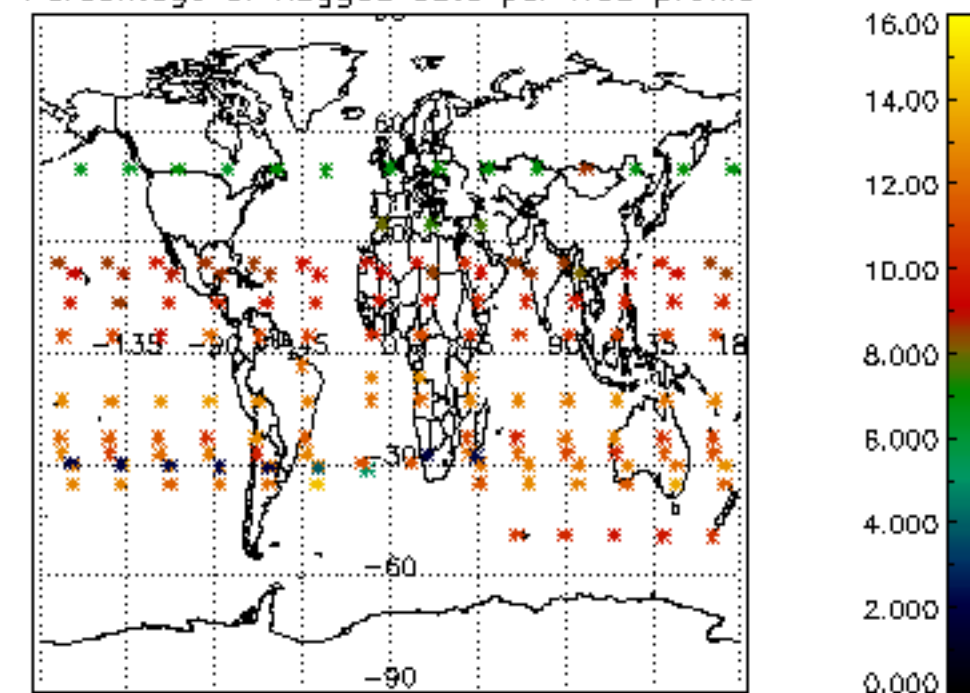
Percentage of flagged data per H2O profile

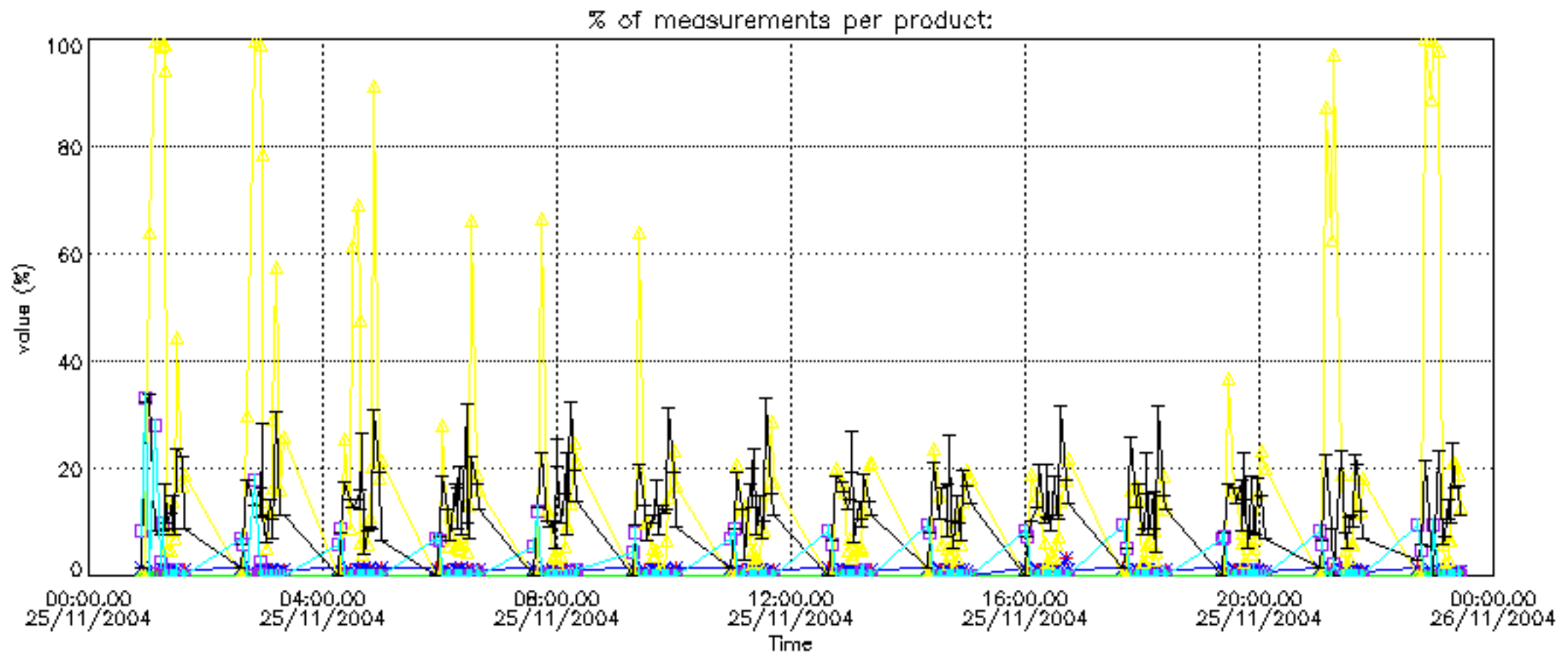


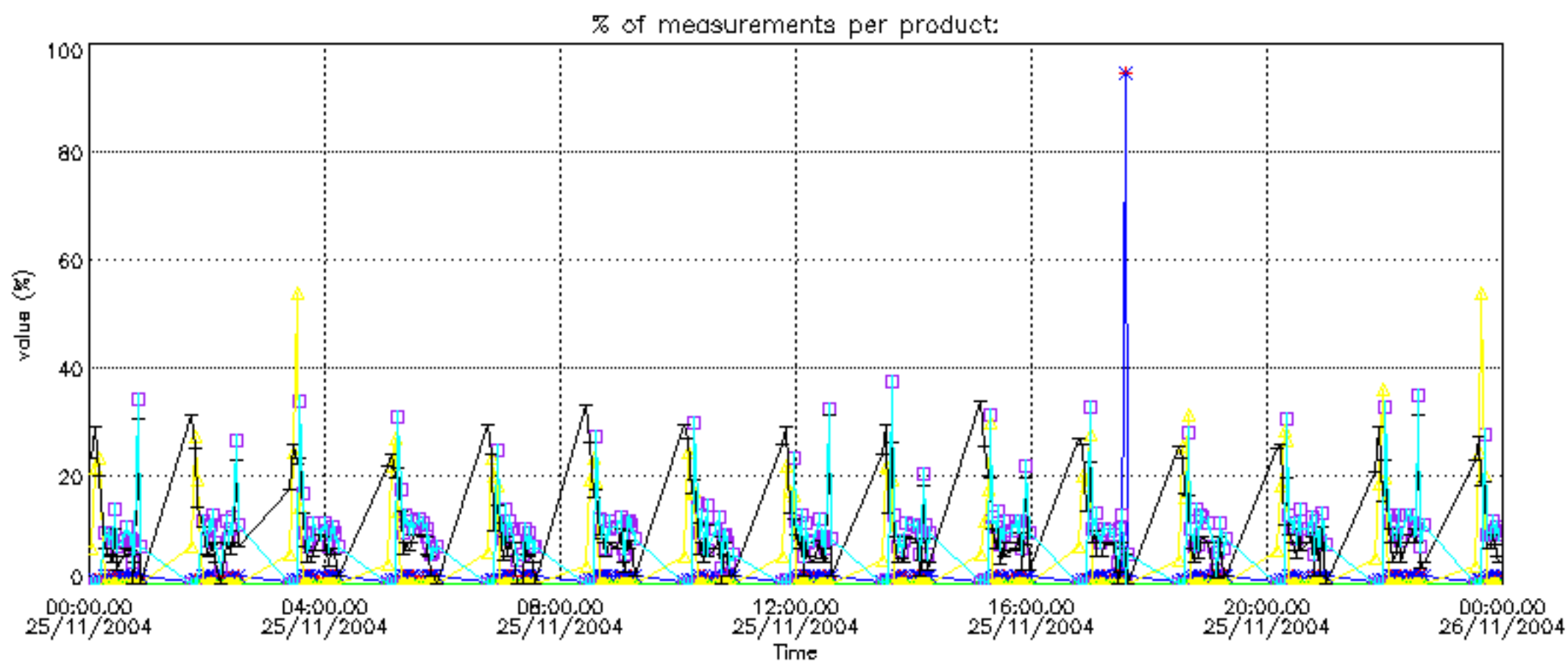
Percentage of flagged data per NO2 profile



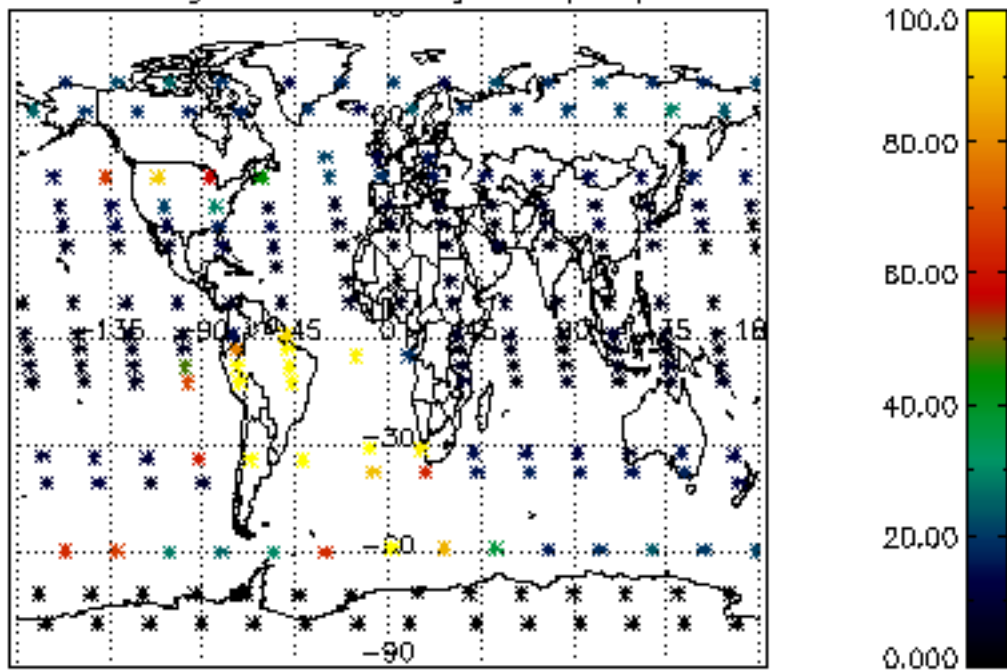
Percentage of flagged data per NO3 profile



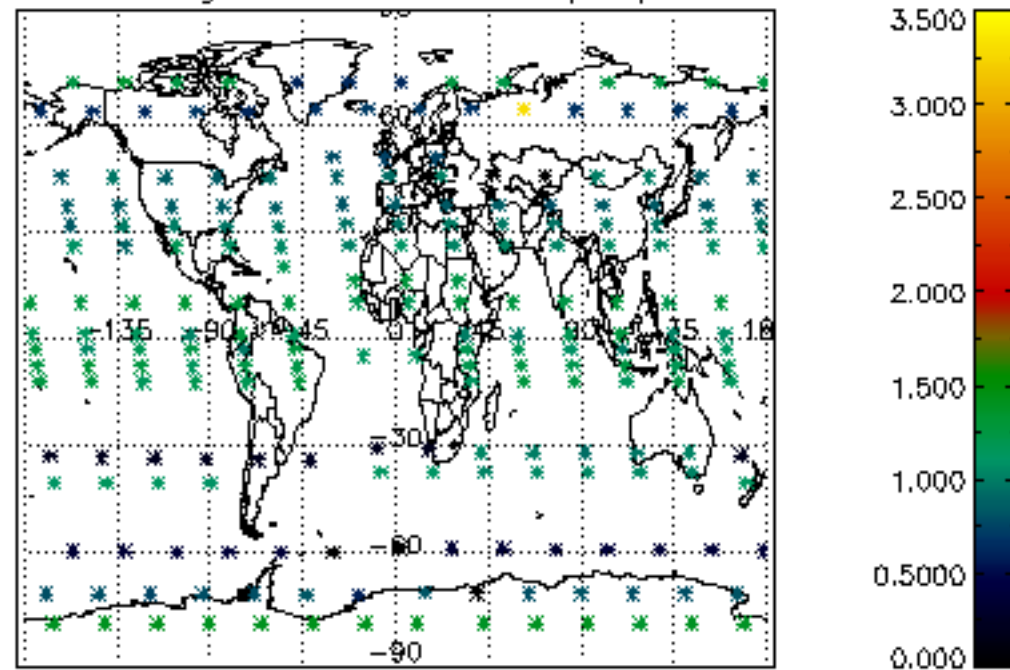




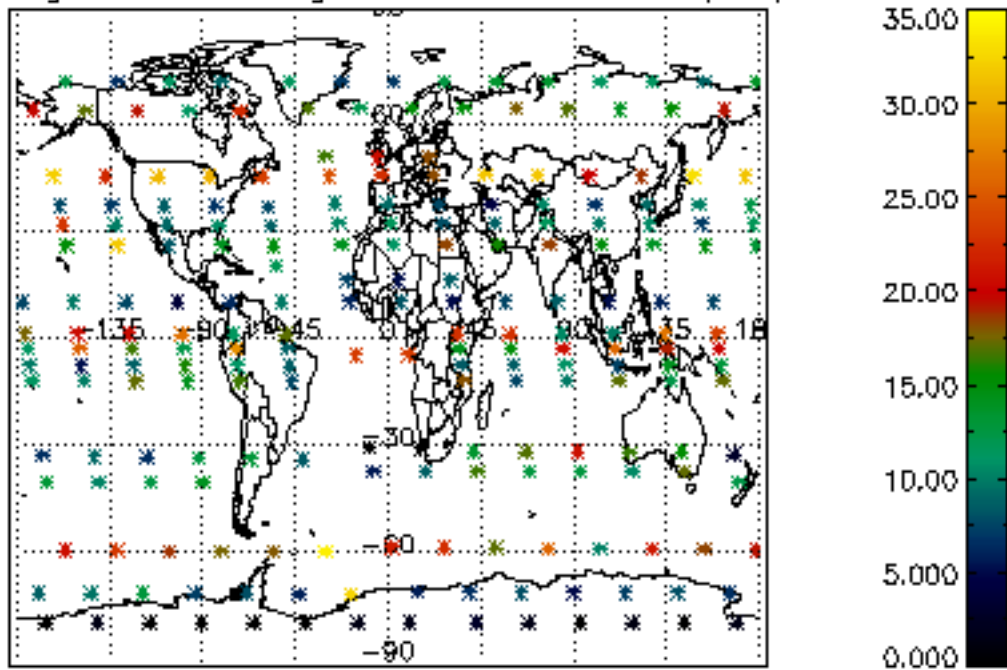
Percentage of cosmic ray hits per profile



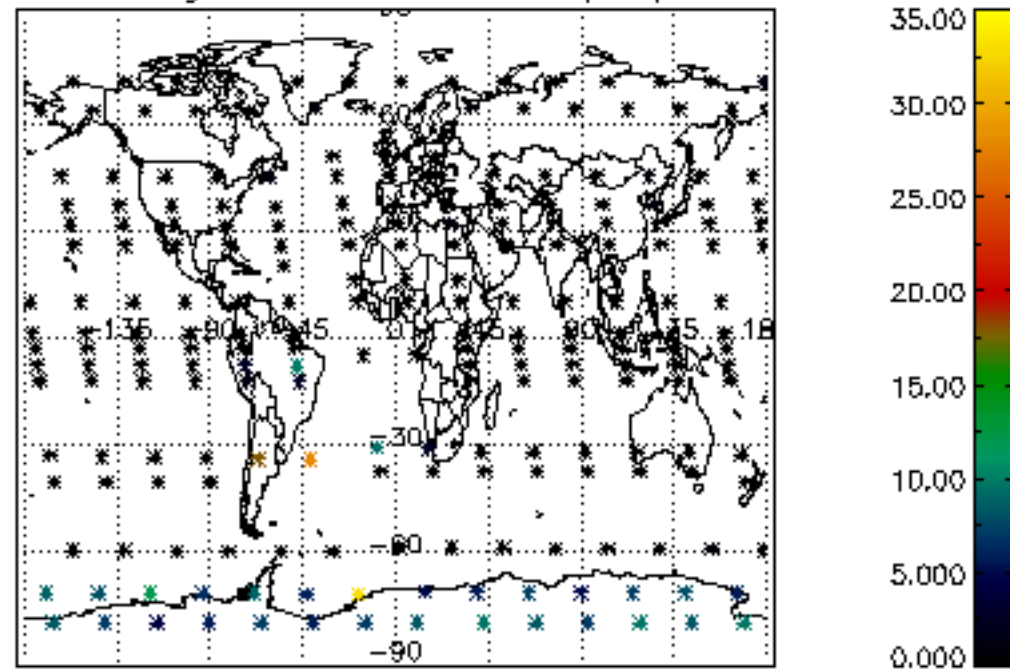
Percentage of datation errors per profile



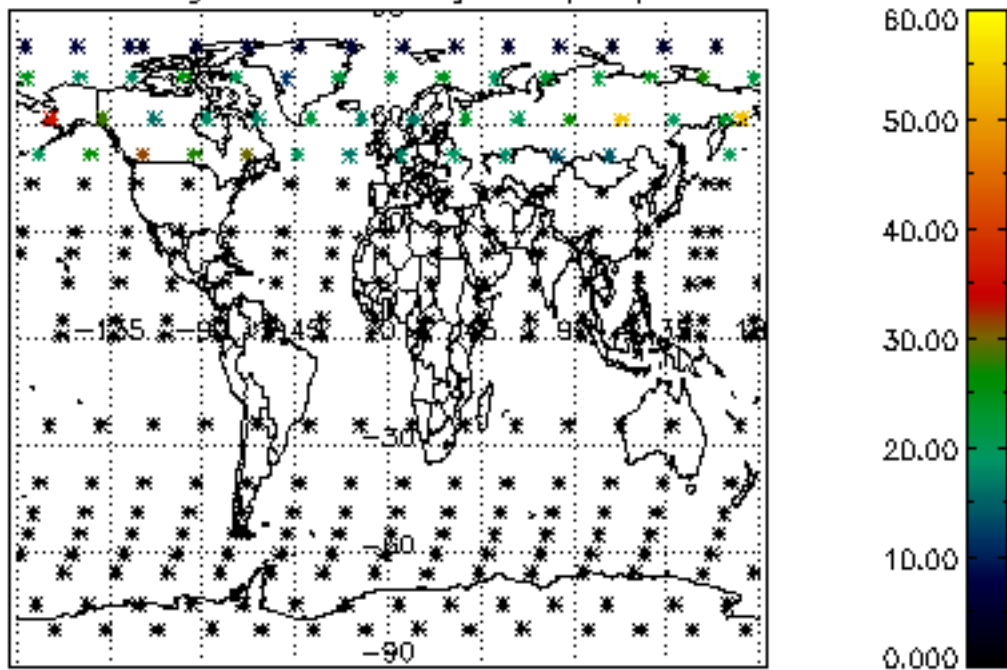
Percentage of star falling outside central band per profile



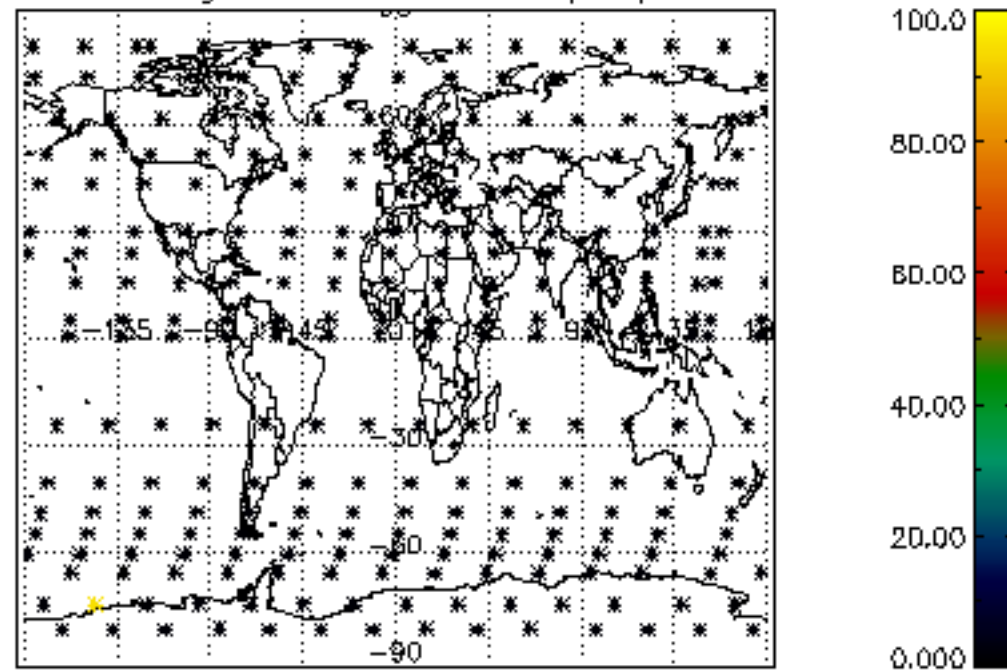
Percentage of saturation errors per profile



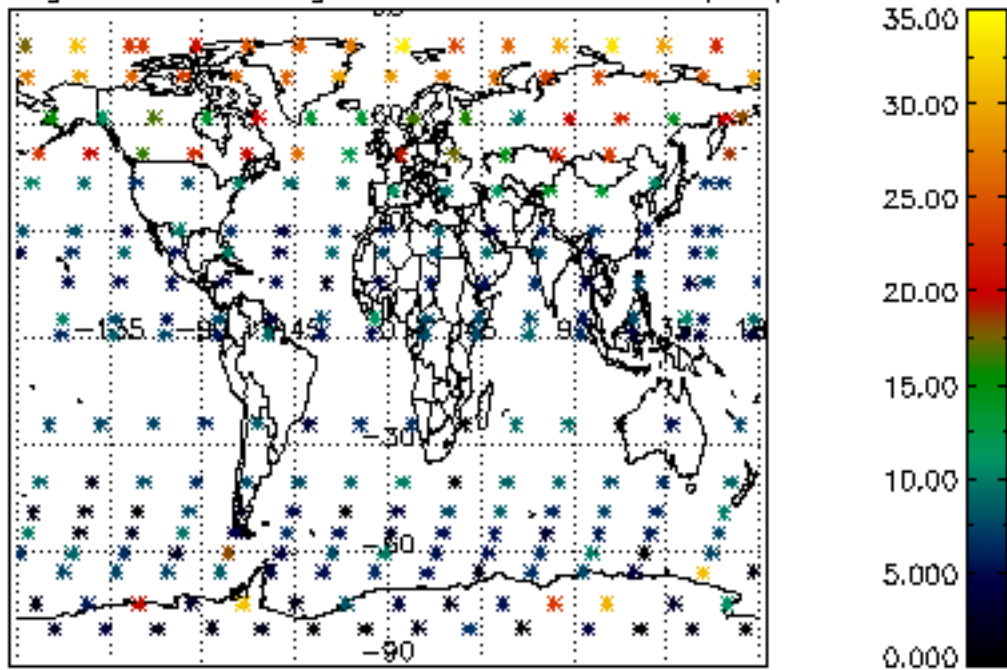
Percentage of cosmic ray hits per profile



Percentage of datation errors per profile



Percentage of star falling outside central band per profile



Percentage of saturation errors per profile

