

GOMOS Level 2 Daily Report

SUMMARY

[1. General Info](#)

[2. Summary of processed GOM_NL_2P products](#)

[3. Level 2 Quality information per product](#)

[3.1 Plot of level 2 quality information per product \(time dependant\)](#)

[3.2 Plot of level 2 quality information per product \(world map\)](#)

[4. Level 1 Quality information per product \(stored on level 2 products\)](#)

[4.1 Plot of level 1 quality information per product \(time dependant\)](#)

[4.1.1 Plot of level 1 quality information per product \(time dependant\): ASCENDING](#)

[4.1.2 Plot of level 1 quality information per product \(time dependant\): DESCENDING](#)

[4.2 Plot of level 1 quality information per product \(world map\)](#)

[4.2.1 Plot of level 1 quality information per product \(world map\): ASCENDING](#)

[4.2.2 Plot of level 1 quality information per product \(world map\): DESCENDING](#)

[5. Ozone profiles based on quality statistics and other trace gas profiles](#)

[5.1 Ozone statistics based on quality of products](#)

[5.2 Plot ozone profiles for all STD \(dark without errors\)](#)

[5.3 Plot ozone profiles where STD < 20% \(dark without errors\)](#)

[5.4. Plot ozone profiles where STD < 10% \(dark without errors\)](#)

[5.5. Plot ozone profiles where STD < 5% \(dark without errors\)](#)

[5.6 Plot NO2 profiles for all STD \(dark without errors\)](#)

[5.7 Plot NO3 profiles for all STD \(dark without errors\)](#)

[5.8 Plot H2O profiles \(only for occultations of stars 1,2,3,4,13,14,16,26,63 dark without errors\) for all STD](#)

[6. Auxiliary Data Files used for the production reported in section 2](#)

This report presents the daily analysis on parameters extracted from GOMOS level 2 data (GOM_NL__2P). It is intended to monitor some important parameters that will impact the quality of these products. A list of level 2 products (and content) that have arrived during the reporting day to the PCF is also given.

Item	Value
Time of report generation	22APR2013 08:33:57
Data source version	GOMOS/6.01
Start time of products	24-11-2004 (24NOV2004 00:00:00)
Stop time of products	25-11-2004 (25NOV2004 00:00:00)
Store outputs in DB	Yes
Nb of level 2 prods	456
Nb of prods with errors	0

2. Summary of processed GOM_NL__2P products.

Nr	Filename	UTC Start time	Limb	Duration	Star Id	Star Name	Star Mag	Star Temp	Nb Meas	Orbit	Prod. error
1	GOM_NL__2PRFIN20041124_000529_000000442032_00216_14298_6665.N1	24-NOV-2004 00:05:29	Dark	43.500	64	Gam Cen	2.2000	10600.	87	14298	No
2	GOM_NL__2PRFIN20041124_000639_000000472032_00216_14298_6666.N1	24-NOV-2004 00:06:39	Dark	47.000	99	Del Cen	2.5750	26000.	94	14298	No
3	GOM_NL__2PRFIN20041124_000804_000000402032_00216_14298_6667.N1	24-NOV-2004 00:08:04	Dark	39.500	20	Bet Cru	1.2530	30000.	79	14298	No
4	GOM_NL__2PRFIN20041124_000914_000000462032_00217_14299_6597.N1	24-NOV-2004 00:09:14	Dark	45.500	12	Alp1Cru	0.77500	30000.	91	14299	No
5	GOM_NL__2PRFIN20041124_001141_000000412032_00217_14299_6598.N1	24-NOV-2004 00:11:41	Dark	40.500	124	The Car	2.7640	30000.	81	14299	No
6	GOM_NL__2PRFIN20041124_001604_000000512032_00217_14299_6599.N1	24-NOV-2004 00:16:04	Dark	51.000	41	Eps Car	1.8600	4100.0	102	14299	No
7	GOM_NL__2PRFIN20041124_001737_000000512032_00217_14299_6600.N1	24-NOV-2004 00:17:37	Dark	51.000	34	Gam2Vel	1.7930	23000.	102	14299	No
8	GOM_NL__2PRFIN20041124_002131_000000532032_00217_14299_6601.N1	24-NOV-2004 00:21:31	Dark	53.000	2	Alp Car	-0.73600	7000.0	106	14299	No
9	GOM_NL__2PRFIN20041124_002341_000001092032_00217_14299_6602.N1	24-NOV-2004 00:23:41	Dark	109.00	132	15Rho Pup	2.8030	6900.0	218	14299	No
10	GOM_NL__2PRFIN20041124_002650_000000712032_00217_14299_6603.N1	24-NOV-2004 00:26:50	Dark	71.000	23	21Eps CMa	1.5020	26000.	142	14299	No
11	GOM_NL__2PRFIN20041124_002924_000000442032_00217_14299_6604.N1	24-NOV-2004 00:29:24	Straylight	44.000	157	The1Eri	2.9060	9300.0	88	14299	No
12	GOM_NL__2PRFIN20041124_003418_000001282032_00217_14299_6605.N1	24-NOV-2004 00:34:18	Straylight	128.00	1	9Alp CMa	-1.4400	11000.	256	14299	No
13	GOM_NL__2PRFIN20041124_003823_000000782032_00217_14299_6606.N1	24-NOV-2004 00:38:23	Straylight	77.500	7	19Bet Ori	0.10000	14000.	155	14299	No
14	GOM_NL__2PRFIN20041124_004203_000000782032_00217_14299_6607.N1	24-NOV-2004 00:42:03	Twi_and_stray	77.500	30	46Eps Ori	1.6940	30000.	155	14299	No
15	GOM_NL__2PRFIN20041124_004657_000000412032_00217_14299_6608.N1	24-NOV-2004 00:46:57	Bright	40.500	105	6Bet Ari	2.6450	8900.0	81	14299	No
16	GOM_NL__2PRFIN20041124_005047_000000372032_00217_14299_6609.N1	24-NOV-2004 00:50:47	Bright	36.500	173	4Bet Tri	3.0040	8900.0	73	14299	No
17	GOM_NL__2PRFIN20041124_005234_000000412032_00217_14299_6610.N1	24-NOV-2004 00:52:34	Bright	40.500	79	26Bet Per	2.3100	13100.	81	14299	No
18	GOM_NL__2PRFIN20041124_005501_000000392032_00217_14299_6611.N1	24-NOV-2004 00:55:01	Bright	39.000	175	39Del Per	3.0100	19400.	78	14299	No
19	GOM_NL__2PRFIN20041124_005737_000000382032_00217_14299_6612.N1	24-NOV-2004 00:57:37	Bright	38.000	68	18Alp Cas	2.2250	4500.0	76	14299	No
20	GOM_NL__2PRFIN20041124_005850_000000392032_00217_14299_6613.N1	24-NOV-2004 00:58:50	Bright	39.000	74	11Bet Cas	2.2680	6600.0	78	14299	No
21	GOM_NL__2PRFIN20041124_010601_000000392032_00217_14299_6614.N1	24-NOV-2004 01:06:01	Bright	39.000	49	1Alp UMi	1.9900	6300.0	78	14299	No
22	GOM_NL__2PRFIN20041124_011034_000000392032_00217_14299_6615.N1	24-NOV-2004 01:10:34	Bright	38.500	60	7Bet UMi	2.0810	3950.0	77	14299	No
23	GOM_NL__2PRFIN20041124_011253_000000402032_00217_14299_6616.N1	24-NOV-2004 01:12:53	Bright	39.500	119	14Eta Dra	2.7270	4700.0	79	14299	No
24	GOM_NL__2PRFIN20041124_011449_000000442032_00217_14299_6617.N1	24-NOV-2004 01:14:49	Bright	44.000	82	48Bet UMa	2.3650	10600.	88	14299	No
25	GOM_NL__2PRFIN20041124_011621_000000432032_00217_14299_6618.N1	24-NOV-2004 01:16:21	Bright	42.500	87	64Gam UMa	2.4330	11000.	85	14299	No
26	GOM_NL__2PRFIN20041124_011752_000000362032_00217_14299_6619.N1	24-NOV-2004 01:17:52	Bright	36.000	39	85Eta UMa	1.8540	24000.	72	14299	No
27	GOM_NL__2PRFIN20041124_012038_000000352032_00217_14299_6620.N1	24-NOV-2004 01:20:38	Bright	35.000	180	27Gam Boo	3.0400	8000.0	70	14299	No
28	GOM_NL__2PRFIN20041124_012336_000000392032_00217_14299_6621.N1	24-NOV-2004 01:23:36	Bright	38.500	83		2.3780	11000.	77	14299	No
29	GOM_NL__2PRFIN20041124_012607_000000352032_00217_14299_6622.N1	24-NOV-2004 01:26:07	Bright	35.000	3	16Alp Boo	-0.050000	4250.0	70	14299	No
30	GOM_NL__2PRFIN20041124_012857_000000602032_00217_14299_6623.N1	24-NOV-2004 01:28:57	Bright	60.000	96	68Del Leo	2.5600	9300.0	120	14299	No
31	GOM_NL__2PRFIN20041124_013216_000001242032_00217_14299_6624.N1	24-NOV-2004 01:32:16	Twi_and_stray	124.00	51	41Gam1Leo	2.0100	4500.0	248	14299	No
32	GOM_NL__2PRFIN20041124_013905_000001822032_00217_14299_6625.N1	24-NOV-2004 01:39:05	Straylight	182.00	22	32Alp Leo	1.3600	15200.	364	14299	No
33	GOM_NL__2PRFIN20041124_014605_000000402032_00217_14299_6626.N1	24-NOV-2004 01:46:05	Dark	40.000	64	Gam Cen	2.2000	10600.	80	14299	No
34	GOM_NL__2PRFIN20041124_014840_000000442032_00217_14299_6627.N1	24-NOV-2004 01:48:40	Dark	44.000	20	Bet Cru	1.2530	30000.	88	14299	No
35	GOM_NL__2PRFIN20041124_014951_000000492032_00218_14300_6358.N1	24-NOV-2004 01:49:51	Dark	49.000	12	Alp1Cru	0.77500	30000.	98	14300	No
36	GOM_NL__2PRFIN20041124_015217_000000402032_00218_14300_6359.N1	24-NOV-2004 01:52:17	Dark	39.500	124	The Car	2.7640	30000.	79	14300	No
37	GOM_NL__2PRFIN20041124_015640_000000472032_00218_14300_6360.N1	24-NOV-2004 01:56:40	Dark	46.500	41	Eps Car	1.8600	4100.0	93	14300	No
38	GOM_NL__2PRFIN20041124_015813_000000532032_00218_14300_6361.N1	24-NOV-2004 01:58:13	Dark	52.500	34	Gam2Vel	1.7930	23000.	105	14300	No
39	GOM_NL__2PRFIN20041124_020207_000000542032_00218_14300_6362.N1	24-NOV-2004 02:02:07	Dark	53.500	2	Alp Car	-0.73600	7000.0	107	14300	No
40	GOM_NL__2PRFIN20041124_020419_000001122032_00218_14300_6363.N1	24-NOV-2004 02:04:19	Dark	111.50	132	15Rho Pup	2.8030	6900.0	223	14300	No
41	GOM_NL__2PRFIN20041124_020727_000000792032_00218_14300_6364.N1	24-NOV-2004 02:07:27	Dark	78.500	23	21Eps CMa	1.5020	26000.	157	14300	No
42	GOM_NL__2PRFIN20041124_021002_000000412032_00218_14300_6365.N1	24-NOV-2004 02:10:02	Straylight	41.000	157	The1Eri	2.9060	9300.0	82	14300	No

43	GOM_NL__2PRFIN20041124_021455_000001182032_00218_14300_6366.N1	24-NOV-2004 02:14:55	Straylight	117.50	1	9Alp CMa	-1.4400	11000.	235	14300	No
44	GOM_NL__2PRFIN20041124_021858_000000782032_00218_14300_6367.N1	24-NOV-2004 02:18:58	Straylight	78.000	7	19Bet Ori	0.10000	14000.	156	14300	No
45	GOM_NL__2PRFIN20041124_022238_000000812032_00218_14300_6368.N1	24-NOV-2004 02:22:38	Tw_i_and_stray	80.500	30	46Eps Ori	1.6940	30000.	161	14300	No
46	GOM_NL__2PRFIN20041124_022733_000000412032_00218_14300_6369.N1	24-NOV-2004 02:27:33	Bright	41.000	105	6Bet Ari	2.6450	8900.0	82	14300	No
47	GOM_NL__2PRFIN20041124_023122_000000382032_00218_14300_6370.N1	24-NOV-2004 02:31:22	Bright	38.000	173	4Bet Tri	3.0040	8900.0	76	14300	No
48	GOM_NL__2PRFIN20041124_023310_000000412032_00218_14300_6371.N1	24-NOV-2004 02:33:10	Bright	40.500	79	26Bet Per	2.3100	13100.	81	14300	No
49	GOM_NL__2PRFIN20041124_023537_000000392032_00218_14300_6372.N1	24-NOV-2004 02:35:37	Bright	39.000	175	39Del Per	3.0100	19400.	78	14300	No
50	GOM_NL__2PRFIN20041124_023811_000000422032_00218_14300_6373.N1	24-NOV-2004 02:38:11	Bright	41.500	68	18Alp Cas	2.2250	4500.0	83	14300	No
51	GOM_NL__2PRFIN20041124_023926_000000402032_00218_14300_6374.N1	24-NOV-2004 02:39:26	Bright	39.500	74	11Bet Cas	2.2680	6600.0	79	14300	No
52	GOM_NL__2PRFIN20041124_024636_000000352032_00218_14300_6375.N1	24-NOV-2004 02:46:36	Bright	34.500	49	1Alp UMi	1.9900	6300.0	69	14300	No
53	GOM_NL__2PRFIN20041124_025111_000000382032_00218_14300_6376.N1	24-NOV-2004 02:51:11	Bright	37.500	60	7Bet UMi	2.0810	3950.0	75	14300	No
54	GOM_NL__2PRFIN20041124_025327_000000412032_00218_14300_6377.N1	24-NOV-2004 02:53:27	Bright	41.000	119	14Eta Dra	2.7270	4700.0	82	14300	No
55	GOM_NL__2PRFIN20041124_025525_000000442032_00218_14300_6378.N1	24-NOV-2004 02:55:25	Bright	44.000	82	48Bet UMa	2.3650	10600.	88	14300	No
56	GOM_NL__2PRFIN20041124_025658_000000432032_00218_14300_6379.N1	24-NOV-2004 02:56:58	Bright	43.000	87	64Gam UMa	2.4330	11000.	86	14300	No
57	GOM_NL__2PRFIN20041124_025828_000000402032_00218_14300_6380.N1	24-NOV-2004 02:58:28	Bright	40.000	39	85Eta UMa	1.8540	24000.	80	14300	No
58	GOM_NL__2PRFIN20041124_030113_000000372032_00218_14300_6381.N1	24-NOV-2004 03:01:13	Bright	36.500	180	27Gam Boo	3.0400	8000.0	73	14300	No
59	GOM_NL__2PRFIN20041124_030412_000000382032_00218_14300_6382.N1	24-NOV-2004 03:04:12	Bright	38.000	83		2.3780	11000.	76	14300	No
60	GOM_NL__2PRFIN20041124_030643_000000362032_00218_14300_6383.N1	24-NOV-2004 03:06:43	Bright	35.500	3	16Alp Boo	-0.050000	4250.0	71	14300	No
61	GOM_NL__2PRFIN20041124_030934_000000612032_00218_14300_6384.N1	24-NOV-2004 03:09:34	Bright	61.000	96	68Del Leo	2.5600	9300.0	122	14300	No
62	GOM_NL__2PRFIN20041124_031253_000001212032_00218_14300_6385.N1	24-NOV-2004 03:12:53	Tw_i_and_stray	121.00	51	41Gam1Leo	2.0100	4500.0	242	14300	No
63	GOM_NL__2PRFIN20041124_031944_000001792032_00218_14300_6386.N1	24-NOV-2004 03:19:44	Straylight	179.00	22	32Alp Leo	1.3600	15200.	358	14300	No
64	GOM_NL__2PRFIN20041124_032642_000000442032_00218_14300_6387.N1	24-NOV-2004 03:26:42	Dark	43.500	64	Gam Cen	2.2000	10600.	87	14300	No
65	GOM_NL__2PRFIN20041124_032755_000000412032_00218_14300_6388.N1	24-NOV-2004 03:27:55	Dark	40.500	99	Del Cen	2.5750	26000.	81	14300	No
66	GOM_NL__2PRFIN20041124_033254_000000412032_00219_14301_6358.N1	24-NOV-2004 03:32:54	Dark	40.500	124	The Car	2.7640	30000.	81	14301	No
67	GOM_NL__2PRFIN20041124_033718_000000452032_00219_14301_6359.N1	24-NOV-2004 03:37:18	Dark	44.500	41	Eps Car	1.8600	4100.0	89	14301	No
68	GOM_NL__2PRFIN20041124_033851_000000532032_00219_14301_6360.N1	24-NOV-2004 03:38:51	Dark	52.500	34	Gam2Vel	1.7930	23000.	105	14301	No
69	GOM_NL__2PRFIN20041124_034246_000000512032_00219_14301_6361.N1	24-NOV-2004 03:42:46	Dark	50.500	2	Alp Car	-0.73600	7000.0	101	14301	No
70	GOM_NL__2PRFIN20041124_034457_000001122032_00219_14301_6362.N1	24-NOV-2004 03:44:57	Dark	112.00	132	15Rho Pup	2.8030	6900.0	224	14301	No
71	GOM_NL__2PRFIN20041124_034804_000000772032_00219_14301_6363.N1	24-NOV-2004 03:48:04	Dark	76.500	23	21Eps CMa	1.5020	26000.	153	14301	No
72	GOM_NL__2PRFIN20041124_035038_000000432032_00219_14301_6364.N1	24-NOV-2004 03:50:38	Straylight	42.500	157	The1Eri	2.9060	9300.0	85	14301	No
73	GOM_NL__2PRFIN20041124_035530_000001322032_00219_14301_6365.N1	24-NOV-2004 03:55:30	Straylight	132.00	1	9Alp CMa	-1.4400	11000.	264	14301	No
74	GOM_NL__2PRFIN20041124_035934_000000712032_00219_14301_6366.N1	24-NOV-2004 03:59:34	Straylight	71.000	7	19Bet Ori	0.10000	14000.	142	14301	No
75	GOM_NL__2PRFIN20041124_040313_000000822032_00219_14301_6367.N1	24-NOV-2004 04:03:13	Tw_i_and_stray	82.000	30	46Eps Ori	1.6940	30000.	164	14301	No
76	GOM_NL__2PRFIN20041124_040811_000000392032_00219_14301_6368.N1	24-NOV-2004 04:08:11	Bright	39.000	105	6Bet Ari	2.6450	8900.0	78	14301	No
77	GOM_NL__2PRFIN20041124_041159_000000372032_00219_14301_6369.N1	24-NOV-2004 04:11:59	Bright	37.000	173	4Bet Tri	3.0040	8900.0	74	14301	No
78	GOM_NL__2PRFIN20041124_041346_000000402032_00219_14301_6370.N1	24-NOV-2004 04:13:46	Bright	39.500	79	26Bet Per	2.3100	13100.	79	14301	No
79	GOM_NL__2PRFIN20041124_041613_000000392032_00219_14301_6371.N1	24-NOV-2004 04:16:13	Bright	38.500	175	39Del Per	3.0100	19400.	77	14301	No
80	GOM_NL__2PRFIN20041124_041850_000000382032_00219_14301_6372.N1	24-NOV-2004 04:18:50	Bright	37.500	68	18Alp Cas	2.2250	4500.0	75	14301	No
81	GOM_NL__2PRFIN20041124_042003_000000392032_00219_14301_6373.N1	24-NOV-2004 04:20:03	Bright	39.000	74	11Bet Cas	2.2680	6600.0	78	14301	No
82	GOM_NL__2PRFIN20041124_042713_000000392032_00219_14301_6374.N1	24-NOV-2004 04:27:13	Bright	38.500	49	1Alp UMi	1.9900	6300.0	77	14301	No
83	GOM_NL__2PRFIN20041124_043147_000000402032_00219_14301_6375.N1	24-NOV-2004 04:31:47	Bright	40.000	60	7Bet UMi	2.0810	3950.0	80	14301	No
84	GOM_NL__2PRFIN20041124_043405_000000392032_00219_14301_6376.N1	24-NOV-2004 04:34:05	Bright	39.000	119	14Eta Dra	2.7270	4700.0	78	14301	No
85	GOM_NL__2PRFIN20041124_043601_000000462032_00219_14301_6377.N1	24-NOV-2004 04:36:01	Bright	45.500	82	48Bet UMa	2.3650	10600.	91	14301	No
86	GOM_NL__2PRFIN20041124_043733_000000412032_00219_14301_6378.N1	24-NOV-2004 04:37:33	Bright	41.000	87	64Gam UMa	2.4330	11000.	82	14301	No
87	GOM_NL__2PRFIN20041124_043904_000000382032_00219_14301_6379.N1	24-NOV-2004 04:39:04	Bright	37.500	39	85Eta UMa	1.8540	24000.	75	14301	No
88	GOM_NL__2PRFIN20041124_044448_000000372032_00219_14301_6380.N1	24-NOV-2004 04:44:48	Bright	36.500	83		2.3780	11000.	73	14301	No
89	GOM_NL__2PRFIN20041124_044720_000000342032_00219_14301_6381.N1	24-NOV-2004 04:47:20	Bright	34.000	3	16Alp Boo	-0.050000	4250.0	68	14301	No
90	GOM_NL__2PRFIN20041124_045009_000000612032_00219_14301_6382.N1	24-NOV-2004 04:50:09	Bright	61.000	96	68Del Leo	2.5600	9300.0	122	14301	No
91	GOM_NL__2PRFIN20041124_045331_000001262032_00219_14301_6383.N1	24-NOV-2004 04:53:31	Tw_i_and_stray	125.50	51	41Gam1Leo	2.0100	4500.0	251	14301	No
92	GOM_NL__2PRFIN20041124_050024_000001812032_00219_14301_6384.N1	24-NOV-2004 05:00:24	Straylight	180.50	22	32Alp Leo	1.3600	15200.	361	14301	No
93	GOM_NL__2PRFIN20041124_050719_000000422032_00219_14301_6385.N1	24-NOV-2004 05:07:19	Dark	42.000	64	Gam Cen	2.2000	10600.	84	14301	No
94	GOM_NL__2PRFIN20041124_050831_000000422032_00219_14301_6386.N1	24-NOV-2004 05:08:31	Dark	42.000	99	Del Cen	2.5750	26000.	84	14301	No
95	GOM_NL__2PRFIN20041124_051331_000000412032_00220_14302_6358.N1	24-NOV-2004 05:13:31	Dark	41.000	124	The Car	2.7640	30000.	82	14302	No
96	GOM_NL__2PRFIN20041124_051755_000000552032_00220_14302_6359.N1	24-NOV-2004 05:17:55	Dark	55.000	41	Eps Car	1.8600	4100.0	110	14302	No
97	GOM_NL__2PRFIN20041124_051928_000000522032_00220_14302_6360.N1	24-NOV-2004 05:19:28	Dark	52.000	34	Gam2Vel	1.7930	23000.	104	14302	No
98	GOM_NL__2PRFIN20041124_052323_000000592032_00220_14302_6361.N1	24-NOV-2004 05:23:23	Dark	59.000	2	Alp Car	-0.73600	7000.0	118	14302	No
99	GOM_NL__2PRFIN20041124_052533_000001162032_00220_14302_6362.N1	24-NOV-2004 05:25:33	Dark	115.50	132	15Rho Pup	2.8030	6900.0	231	14302	No
100	GOM_NL__2PRFIN20041124_052840_000000792032_00220_14302_6363.N1	24-NOV-2004 05:28:40	Dark	78.500	23	21Eps CMa	1.5020	26000.	157	14302	No
101	GOM_NL__2PRFIN20041124_053115_000000392032_00220_14302_6364.N1	24-NOV-2004 05:31:15	Straylight	39.000	157	The1Eri	2.9060	9300.0	78	14302	No

102	GOM_NL__2PRFIN20041124_053606_000001162032_00220_14302_6365.N1	24-NOV-2004 05:36:06	Straylight	115.50	1	9Alp CMa	-1.4400	11000.	231	14302	No
103	GOM_NL__2PRFIN20041124_054008_000000782032_00220_14302_6366.N1	24-NOV-2004 05:40:08	Straylight	78.000	7	19Bet Ori	0.10000	14000.	156	14302	No
104	GOM_NL__2PRFIN20041124_054348_000000792032_00220_14302_6367.N1	24-NOV-2004 05:43:48	Twl_and_stray	79.000	30	46Eps Ori	1.6940	30000.	158	14302	No
105	GOM_NL__2PRFIN20041124_054848_000000392032_00220_14302_6368.N1	24-NOV-2004 05:48:48	Bright	38.500	105	6Bet Ari	2.6450	8900.0	77	14302	No
106	GOM_NL__2PRFIN20041124_055235_000000372032_00220_14302_6369.N1	24-NOV-2004 05:52:35	Bright	36.500	173	4Bet Tri	3.0040	8900.0	73	14302	No
107	GOM_NL__2PRFIN20041124_055423_000000392032_00220_14302_6370.N1	24-NOV-2004 05:54:23	Bright	38.500	79	26Bet Per	2.3100	13100.	77	14302	No
108	GOM_NL__2PRFIN20041124_055649_000000392032_00220_14302_6371.N1	24-NOV-2004 05:56:49	Bright	39.000	175	39Del Per	3.0100	19400.	78	14302	No
109	GOM_NL__2PRFIN20041124_055925_000000402032_00220_14302_6372.N1	24-NOV-2004 05:59:25	Bright	40.000	68	18Alp Cas	2.2250	4500.0	80	14302	No
110	GOM_NL__2PRFIN20041124_060040_000000372032_00220_14302_6373.N1	24-NOV-2004 06:00:40	Bright	37.000	74	11Bet Cas	2.2680	6600.0	74	14302	No
111	GOM_NL__2PRFIN20041124_060750_000000362032_00220_14302_6374.N1	24-NOV-2004 06:07:50	Bright	36.000	49	1Alp UMi	1.9900	6300.0	72	14302	No
112	GOM_NL__2PRFIN20041124_061223_000000402032_00220_14302_6375.N1	24-NOV-2004 06:12:23	Bright	39.500	60	7Bet UMi	2.0810	3950.0	79	14302	No
113	GOM_NL__2PRFIN20041124_061442_000000392032_00220_14302_6376.N1	24-NOV-2004 06:14:42	Bright	38.500	119	14Eta Dra	2.7270	4700.0	77	14302	No
114	GOM_NL__2PRFIN20041124_061635_000000462032_00220_14302_6377.N1	24-NOV-2004 06:16:35	Bright	45.500	82	48Bet UMa	2.3650	10600.	91	14302	No
115	GOM_NL__2PRFIN20041124_061809_000000442032_00220_14302_6378.N1	24-NOV-2004 06:18:09	Bright	43.500	87	64Gam UMa	2.4330	11000.	87	14302	No
116	GOM_NL__2PRFIN20041124_061941_000000392032_00220_14302_6379.N1	24-NOV-2004 06:19:41	Bright	38.500	39	85Eta UMa	1.8540	24000.	77	14302	No
117	GOM_NL__2PRFIN20041124_062226_000000372032_00220_14302_6380.N1	24-NOV-2004 06:22:26	Bright	37.000	180	27Gam Boo	3.0400	8000.0	74	14302	No
118	GOM_NL__2PRFIN20041124_062525_000000362032_00220_14302_6381.N1	24-NOV-2004 06:25:25	Bright	36.000	83		2.3780	11000.	72	14302	No
119	GOM_NL__2PRFIN20041124_062756_000000352032_00220_14302_6382.N1	24-NOV-2004 06:27:56	Bright	35.000	3	16Alp Boo	-0.050000	4250.0	70	14302	No
120	GOM_NL__2PRFIN20041124_063046_000000612032_00220_14302_6383.N1	24-NOV-2004 06:30:46	Bright	61.000	96	68Del Leo	2.5600	9300.0	122	14302	No
121	GOM_NL__2PRFIN20041124_063408_000001232032_00220_14302_6384.N1	24-NOV-2004 06:34:08	Twl_and_stray	123.00	51	41Gam1Leo	2.0100	4500.0	246	14302	No
122	GOM_NL__2PRFIN20041124_064104_000002022032_00220_14302_6385.N1	24-NOV-2004 06:41:04	Straylight	202.00	22	32Alp Leo	1.3600	15200.	404	14302	No
123	GOM_NL__2PRFIN20041124_064755_000000452032_00220_14302_6386.N1	24-NOV-2004 06:47:55	Dark	45.000	64	Gam Cen	2.2000	10600.	90	14302	No
124	GOM_NL__2PRFIN20041124_064908_000000412032_00220_14302_6387.N1	24-NOV-2004 06:49:08	Dark	40.500	99	Del Cen	2.5750	26000.	81	14302	No
125	GOM_NL__2PRFIN20041124_065408_000000392032_00221_14303_6453.N1	24-NOV-2004 06:54:08	Dark	38.500	124	The Car	2.7640	30000.	77	14303	No
126	GOM_NL__2PRFIN20041124_065832_000000462032_00221_14303_6454.N1	24-NOV-2004 06:58:32	Dark	45.500	41	Eps Car	1.8600	4100.0	91	14303	No
127	GOM_NL__2PRFIN20041124_070005_000000502032_00221_14303_6455.N1	24-NOV-2004 07:00:05	Dark	50.000	34	Gam2Vel	1.7930	23000.	100	14303	No
128	GOM_NL__2PRFIN20041124_070400_000000592032_00221_14303_6456.N1	24-NOV-2004 07:04:00	Dark	59.000	2	Alp Car	-0.73600	7000.0	118	14303	No
129	GOM_NL__2PRFIN20041124_070611_000001152032_00221_14303_6457.N1	24-NOV-2004 07:06:11	Dark	115.00	132	15Rho Pup	2.8030	6900.0	230	14303	No
130	GOM_NL__2PRFIN20041124_070917_000000752032_00221_14303_6458.N1	24-NOV-2004 07:09:17	Dark	75.000	23	21Eps CMa	1.5020	26000.	150	14303	No
131	GOM_NL__2PRFIN20041124_071151_000000412032_00221_14303_6459.N1	24-NOV-2004 07:11:51	Straylight	40.500	157	The1Eri	2.9060	9300.0	81	14303	No
132	GOM_NL__2PRFIN20041124_071642_000001222032_00221_14303_6460.N1	24-NOV-2004 07:16:42	Straylight	121.50	1	9Alp CMa	-1.4400	11000.	243	14303	No
133	GOM_NL__2PRFIN20041124_072046_000000672032_00221_14303_6461.N1	24-NOV-2004 07:20:46	Straylight	67.000	7	19Bet Ori	0.10000	14000.	134	14303	No
134	GOM_NL__2PRFIN20041124_072421_000000782032_00221_14303_6462.N1	24-NOV-2004 07:24:21	Twl_and_stray	77.500	30	46Eps Ori	1.6940	30000.	155	14303	No
135	GOM_NL__2PRFIN20041124_072924_000000372032_00221_14303_6463.N1	24-NOV-2004 07:29:24	Bright	37.000	105	6Bet Ari	2.6450	8900.0	74	14303	No
136	GOM_NL__2PRFIN20041124_073311_000000372032_00221_14303_6464.N1	24-NOV-2004 07:33:11	Bright	36.500	173	4Bet Tri	3.0040	8900.0	73	14303	No
137	GOM_NL__2PRFIN20041124_073458_000000392032_00221_14303_6465.N1	24-NOV-2004 07:34:58	Bright	38.500	79	26Bet Per	2.3100	13100.	77	14303	No
138	GOM_NL__2PRFIN20041124_073725_000000392032_00221_14303_6466.N1	24-NOV-2004 07:37:25	Bright	39.000	175	39Del Per	3.0100	19400.	78	14303	No
139	GOM_NL__2PRFIN20041124_074003_000000382032_00221_14303_6467.N1	24-NOV-2004 07:40:03	Bright	37.500	68	18Alp Cas	2.2250	4500.0	75	14303	No
140	GOM_NL__2PRFIN20041124_074117_000000382032_00221_14303_6468.N1	24-NOV-2004 07:41:17	Bright	37.500	74	11Bet Cas	2.2680	6600.0	75	14303	No
141	GOM_NL__2PRFIN20041124_074826_000000372032_00221_14303_6469.N1	24-NOV-2004 07:48:26	Bright	36.500	49	1Alp UMi	1.9900	6300.0	73	14303	No
142	GOM_NL__2PRFIN20041124_075259_000000382032_00221_14303_6470.N1	24-NOV-2004 07:52:59	Bright	37.500	60	7Bet UMi	2.0810	3950.0	75	14303	No
143	GOM_NL__2PRFIN20041124_075519_000000372032_00221_14303_6471.N1	24-NOV-2004 07:55:19	Bright	36.500	119	14Eta Dra	2.7270	4700.0	73	14303	No
144	GOM_NL__2PRFIN20041124_075712_000000462032_00221_14303_6472.N1	24-NOV-2004 07:57:12	Bright	45.500	82	48Bet UMa	2.3650	10600.	91	14303	No
145	GOM_NL__2PRFIN20041124_075845_000000432032_00221_14303_6473.N1	24-NOV-2004 07:58:45	Bright	42.500	87	64Gam UMa	2.4330	11000.	85	14303	No
146	GOM_NL__2PRFIN20041124_080016_000000372032_00221_14303_6474.N1	24-NOV-2004 08:00:16	Bright	36.500	39	85Eta UMa	1.8540	24000.	73	14303	No
147	GOM_NL__2PRFIN20041124_080302_000000372032_00221_14303_6475.N1	24-NOV-2004 08:03:02	Bright	37.000	180	27Gam Boo	3.0400	8000.0	74	14303	No
148	GOM_NL__2PRFIN20041124_080601_000000372032_00221_14303_6476.N1	24-NOV-2004 08:06:01	Bright	36.500	83		2.3780	11000.	73	14303	No
149	GOM_NL__2PRFIN20041124_080832_000000352032_00221_14303_6477.N1	24-NOV-2004 08:08:32	Bright	35.000	3	16Alp Boo	-0.050000	4250.0	70	14303	No
150	GOM_NL__2PRFIN20041124_081122_000000612032_00221_14303_6478.N1	24-NOV-2004 08:11:22	Bright	60.500	96	68Del Leo	2.5600	9300.0	121	14303	No
151	GOM_NL__2PRFIN20041124_081446_000001212032_00221_14303_6479.N1	24-NOV-2004 08:14:46	Twl_and_stray	120.50	51	41Gam1Leo	2.0100	4500.0	241	14303	No
152	GOM_NL__2PRFIN20041124_082143_000001892032_00221_14303_6480.N1	24-NOV-2004 08:21:43	Straylight	189.00	22	32Alp Leo	1.3600	15200.	378	14303	No
153	GOM_NL__2PRFIN20041124_082831_000000402032_00221_14303_6481.N1	24-NOV-2004 08:28:31	Dark	40.000	64	Gam Cen	2.2000	10600.	80	14303	No
154	GOM_NL__2PRFIN20041124_082944_000000402032_00221_14303_6482.N1	24-NOV-2004 08:29:44	Dark	39.500	99	Del Cen	2.5750	26000.	79	14303	No
155	GOM_NL__2PRFIN20041124_083444_000000392032_00222_14304_6453.N1	24-NOV-2004 08:34:44	Dark	38.500	124	The Car	2.7640	30000.	77	14304	No
156	GOM_NL__2PRFIN20041124_083908_000000462032_00222_14304_6454.N1	24-NOV-2004 08:39:08	Dark	45.500	41	Eps Car	1.8600	4100.0	91	14304	No
157	GOM_NL__2PRFIN20041124_084041_000000582032_00222_14304_6455.N1	24-NOV-2004 08:40:41	Dark	58.000	34	Gam2Vel	1.7930	23000.	116	14304	No
158	GOM_NL__2PRFIN20041124_084436_000000512032_00222_14304_6456.N1	24-NOV-2004 08:44:36	Dark	51.000	2	Alp Car	-0.73600	7000.0	102	14304	No
159	GOM_NL__2PRFIN20041124_084649_000001092032_00222_14304_6457.N1	24-NOV-2004 08:46:49	Dark	109.00	132	15Rho Pup	2.8030	6900.0	218	14304	No
160	GOM_NL__2PRFIN20041124_084954_000000772032_00222_14304_6458.N1	24-NOV-2004 08:49:54	Dark	76.500	23	21Eps CMa	1.5020	26000.	153	14304	No

161	GOM_NL__2PRFIN20041124_085227_000000402032_00222_14304_6459.N1	24-NOV-2004 08:52:27	Straylight	40.000	157	The1Eri	2.9060	9300.0	80	14304	No
162	GOM_NL__2PRFIN20041124_085718_000001232032_00222_14304_6460.N1	24-NOV-2004 08:57:18	Straylight	123.00	1	9Alp CMa	-1.4400	11000.	246	14304	No
163	GOM_NL__2PRFIN20041124_090121_000000722032_00222_14304_6461.N1	24-NOV-2004 09:01:21	Straylight	72.000	7	19Bet Ori	0.10000	14000.	144	14304	No
164	GOM_NL__2PRFIN20041124_090458_000000772032_00222_14304_6462.N1	24-NOV-2004 09:04:58	Tw_i_and_stray	77.000	30	46Eps Ori	1.6940	30000.	154	14304	No
165	GOM_NL__2PRFIN20041124_091000_000000382032_00222_14304_6463.N1	24-NOV-2004 09:10:00	Bright	37.500	105	6Bet Ari	2.6450	8900.0	75	14304	No
166	GOM_NL__2PRFIN20041124_091347_000000372032_00222_14304_6464.N1	24-NOV-2004 09:13:47	Bright	37.000	173	4Bet Tri	3.0040	8900.0	74	14304	No
167	GOM_NL__2PRFIN20041124_091534_000000402032_00222_14304_6465.N1	24-NOV-2004 09:15:34	Bright	40.000	79	26Bet Per	2.3100	13100.	80	14304	No
168	GOM_NL__2PRFIN20041124_091800_000000402032_00222_14304_6466.N1	24-NOV-2004 09:18:00	Bright	39.500	175	39Del Per	3.0100	19400.	79	14304	No
169	GOM_NL__2PRFIN20041124_092038_000000392032_00222_14304_6467.N1	24-NOV-2004 09:20:38	Bright	39.000	68	18Alp Cas	2.2250	4500.0	78	14304	No
170	GOM_NL__2PRFIN20041124_092152_000000392032_00222_14304_6468.N1	24-NOV-2004 09:21:52	Bright	38.500	74	11Bet Cas	2.2680	6600.0	77	14304	No
171	GOM_NL__2PRFIN20041124_092901_000000392032_00222_14304_6469.N1	24-NOV-2004 09:29:01	Bright	39.000	49	1Alp UMi	1.9900	6300.0	78	14304	No
172	GOM_NL__2PRFIN20041124_093335_000000392032_00222_14304_6470.N1	24-NOV-2004 09:33:35	Bright	39.000	60	7Bet UMi	2.0810	3950.0	78	14304	No
173	GOM_NL__2PRFIN20041124_093552_000000412032_00222_14304_6471.N1	24-NOV-2004 09:35:52	Bright	41.000	119	14Eta Dra	2.7270	4700.0	82	14304	No
174	GOM_NL__2PRFIN20041124_093748_000000452032_00222_14304_6472.N1	24-NOV-2004 09:37:48	Bright	45.000	82	48Bet UMa	2.3650	10600.	90	14304	No
175	GOM_NL__2PRFIN20041124_093920_000000442032_00222_14304_6473.N1	24-NOV-2004 09:39:20	Bright	43.500	87	64Gam UMa	2.4330	11000.	87	14304	No
176	GOM_NL__2PRFIN20041124_094052_000000382032_00222_14304_6474.N1	24-NOV-2004 09:40:52	Bright	37.500	39	85Eta UMa	1.8540	24000.	75	14304	No
177	GOM_NL__2PRFIN20041124_094338_000000382032_00222_14304_6475.N1	24-NOV-2004 09:43:38	Bright	37.500	180	27Gam Boo	3.0400	8000.0	75	14304	No
178	GOM_NL__2PRFIN20041124_094635_000000382032_00222_14304_6476.N1	24-NOV-2004 09:46:35	Bright	38.000	83		2.3780	11000.	76	14304	No
179	GOM_NL__2PRFIN20041124_094908_000000352032_00222_14304_6477.N1	24-NOV-2004 09:49:08	Bright	34.500	3	16Alp Boo	-0.050000	4250.0	69	14304	No
180	GOM_NL__2PRFIN20041124_095200_000000632032_00222_14304_6478.N1	24-NOV-2004 09:52:00	Bright	62.500	96	68Del Leo	2.5600	9300.0	125	14304	No
181	GOM_NL__2PRFIN20041124_095523_000001282032_00222_14304_6479.N1	24-NOV-2004 09:55:23	Tw_i_and_stray	127.50	51	41Gam1Leo	2.0100	4500.0	255	14304	No
182	GOM_NL__2PRFIN20041124_100223_000001852032_00222_14304_6480.N1	24-NOV-2004 10:02:23	Dark	184.50	22	32Alp Leo	1.3600	15200.	369	14304	No
183	GOM_NL__2PRFIN20041124_100907_000000412032_00222_14304_6481.N1	24-NOV-2004 10:09:07	Dark	40.500	64	Gam Cen	2.2000	10600.	81	14304	No
184	GOM_NL__2PRFIN20041124_101020_000000412032_00222_14304_6482.N1	24-NOV-2004 10:10:20	Dark	40.500	99	Del Cen	2.5750	26000.	81	14304	No
185	GOM_NL__2PRFIN20041124_101520_000000402032_00223_14305_6453.N1	24-NOV-2004 10:15:20	Dark	40.000	124	The Car	2.7640	30000.	80	14305	No
186	GOM_NL__2PRFIN20041124_101945_000000432032_00223_14305_6454.N1	24-NOV-2004 10:19:45	Dark	43.000	41	Eps Car	1.8600	4100.0	86	14305	No
187	GOM_NL__2PRFIN20041124_102119_000000512032_00223_14305_6455.N1	24-NOV-2004 10:21:19	Dark	50.500	34	Gam2Vel	1.7930	23000.	101	14305	No
188	GOM_NL__2PRFIN20041124_102248_000000572032_00223_14305_6456.N1	24-NOV-2004 10:22:48	Dark	57.000	70	Zet Pup	2.2460	39000.	114	14305	No
189	GOM_NL__2PRFIN20041124_102513_000000592032_00223_14305_6457.N1	24-NOV-2004 10:25:13	Dark	59.000	2	Alp Car	-0.73600	7000.0	118	14305	No
190	GOM_NL__2PRFIN20041124_102727_000001052032_00223_14305_6458.N1	24-NOV-2004 10:27:27	Dark	104.50	132	15Rho Pup	2.8030	6900.0	209	14305	No
191	GOM_NL__2PRFIN20041124_103030_000000762032_00223_14305_6459.N1	24-NOV-2004 10:30:30	Dark	76.000	23	21Eps CMa	1.5020	26000.	152	14305	No
192	GOM_NL__2PRFIN20041124_103303_000000392032_00223_14305_6460.N1	24-NOV-2004 10:33:03	Straylight	38.500	157	The1Eri	2.9060	9300.0	77	14305	No
193	GOM_NL__2PRFIN20041124_103754_000001162032_00223_14305_6461.N1	24-NOV-2004 10:37:54	Straylight	116.00	1	9Alp CMa	-1.4400	11000.	232	14305	No
194	GOM_NL__2PRFIN20041124_104158_000000702032_00223_14305_6462.N1	24-NOV-2004 10:41:58	Straylight	70.000	7	19Bet Ori	0.10000	14000.	140	14305	No
195	GOM_NL__2PRFIN20041124_104532_000000772032_00223_14305_6463.N1	24-NOV-2004 10:45:32	Tw_i_and_stray	77.000	30	46Eps Ori	1.6940	30000.	154	14305	No
196	GOM_NL__2PRFIN20041124_105036_000000382032_00223_14305_6464.N1	24-NOV-2004 10:50:36	Bright	37.500	105	6Bet Ari	2.6450	8900.0	75	14305	No
197	GOM_NL__2PRFIN20041124_105423_000000372032_00223_14305_6465.N1	24-NOV-2004 10:54:23	Bright	36.500	173	4Bet Tri	3.0040	8900.0	73	14305	No
198	GOM_NL__2PRFIN20041124_105610_000000382032_00223_14305_6466.N1	24-NOV-2004 10:56:10	Bright	38.000	79	26Bet Per	2.3100	13100.	76	14305	No
199	GOM_NL__2PRFIN20041124_105836_000000402032_00223_14305_6467.N1	24-NOV-2004 10:58:36	Bright	39.500	175	39Del Per	3.0100	19400.	79	14305	No
200	GOM_NL__2PRFIN20041124_110115_000000402032_00223_14305_6468.N1	24-NOV-2004 11:01:15	Bright	40.000	68	18Alp Cas	2.2250	4500.0	80	14305	No
201	GOM_NL__2PRFIN20041124_110228_000000392032_00223_14305_6469.N1	24-NOV-2004 11:02:28	Bright	38.500	74	11Bet Cas	2.2680	6600.0	77	14305	No
202	GOM_NL__2PRFIN20041124_110937_000000382032_00223_14305_6470.N1	24-NOV-2004 11:09:37	Bright	37.500	49	1Alp UMi	1.9900	6300.0	75	14305	No
203	GOM_NL__2PRFIN20041124_111411_000000372032_00223_14305_6471.N1	24-NOV-2004 11:14:11	Bright	36.500	60	7Bet UMi	2.0810	3950.0	73	14305	No
204	GOM_NL__2PRFIN20041124_111628_000000412032_00223_14305_6472.N1	24-NOV-2004 11:16:28	Bright	41.000	119	14Eta Dra	2.7270	4700.0	82	14305	No
205	GOM_NL__2PRFIN20041124_111823_000000472032_00223_14305_6473.N1	24-NOV-2004 11:18:23	Bright	46.500	82	48Bet UMa	2.3650	10600.	93	14305	No
206	GOM_NL__2PRFIN20041124_111955_000000392032_00223_14305_6474.N1	24-NOV-2004 11:19:55	Bright	38.500	55	79Zet UMa	2.0600	10200.	77	14305	No
207	GOM_NL__2PRFIN20041124_112128_000000372032_00223_14305_6475.N1	24-NOV-2004 11:21:28	Bright	37.000	39	85Eta UMa	1.8540	24000.	74	14305	No
208	GOM_NL__2PRFIN20041124_112414_000000362032_00223_14305_6476.N1	24-NOV-2004 11:24:14	Bright	36.000	180	27Gam Boo	3.0400	8000.0	72	14305	No
209	GOM_NL__2PRFIN20041124_112713_000000352032_00223_14305_6477.N1	24-NOV-2004 11:27:13	Bright	34.500	83		2.3780	11000.	69	14305	No
210	GOM_NL__2PRFIN20041124_112944_000000352032_00223_14305_6478.N1	24-NOV-2004 11:29:44	Bright	34.500	3	16Alp Boo	-0.050000	4250.0	69	14305	No
211	GOM_NL__2PRFIN20041124_113236_000000622032_00223_14305_6479.N1	24-NOV-2004 11:32:36	Bright	62.000	96	68Del Leo	2.5600	9300.0	124	14305	No
212	GOM_NL__2PRFIN20041124_113601_000001262032_00223_14305_6480.N1	24-NOV-2004 11:36:01	Tw_i_and_stray	126.00	51	41Gam1Leo	2.0100	4500.0	252	14305	No
213	GOM_NL__2PRFIN20041124_114303_000001922032_00223_14305_6481.N1	24-NOV-2004 11:43:03	Dark	192.00	22	32Alp Leo	1.3600	15200.	384	14305	No
214	GOM_NL__2PRFIN20041124_114943_000000432032_00223_14305_6482.N1	24-NOV-2004 11:49:43	Dark	43.000	64	Gam Cen	2.2000	10600.	86	14305	No
215	GOM_NL__2PRFIN20041124_115056_000000442032_00223_14305_6483.N1	24-NOV-2004 11:50:56	Dark	43.500	99	Del Cen	2.5750	26000.	87	14305	No
216	GOM_NL__2PRFIN20041124_115219_000000452032_00223_14305_6484.N1	24-NOV-2004 11:52:19	Dark	44.500	20	Bet Cru	1.2530	30000.	89	14305	No
217	GOM_NL__2PRFIN20041124_115328_000000402032_00224_14306_6453.N1	24-NOV-2004 11:53:28	Dark	40.000	12	Alp1Cru	0.77500	30000.	80	14306	No
218	GOM_NL__2PRFIN20041124_115555_000000412032_00224_14306_6454.N1	24-NOV-2004 11:55:55	Dark	40.500	124	The Car	2.7640	30000.	81	14306	No
219	GOM_NL__2PRFIN20041124_120021_000000462032_00224_14306_6455.N1	24-NOV-2004 12:00:21	Dark	46.000	41	Eps Car	1.8600	4100.0	92	14306	No

220	GOM_NL__2PRFIN20041124_120155_000000502032_00224_14306_6456.N1	24-NOV-2004 12:01:55	Dark	50.000	34	Gam2Vel	1.7930	23000.	100	14306	No
221	GOM_NL__2PRFIN20041124_120324_000000592032_00224_14306_6457.N1	24-NOV-2004 12:03:24	Dark	59.000	70	Zet Pup	2.2460	39000.	118	14306	No
222	GOM_NL__2PRFIN20041124_120548_000000592032_00224_14306_6458.N1	24-NOV-2004 12:05:48	Dark	59.000	2	Alp Car	-0.73600	7000.0	118	14306	No
223	GOM_NL__2PRFIN20041124_120805_000001062032_00224_14306_6459.N1	24-NOV-2004 12:08:05	Dark	105.50	132	15Rho Pup	2.8030	6900.0	211	14306	No
224	GOM_NL__2PRFIN20041124_121108_000000762032_00224_14306_6460.N1	24-NOV-2004 12:11:08	Dark	75.500	23	21Eps CMa	1.5020	26000.	151	14306	No
225	GOM_NL__2PRFIN20041124_121339_000000422032_00224_14306_6461.N1	24-NOV-2004 12:13:39	Straylight	41.500	157	The1Eri	2.9060	9300.0	83	14306	No
226	GOM_NL__2PRFIN20041124_121830_000001282032_00224_14306_6462.N1	24-NOV-2004 12:18:30	Straylight	127.50	1	9Alp CMa	-1.4400	11000.	255	14306	No
227	GOM_NL__2PRFIN20041124_122234_000000772032_00224_14306_6463.N1	24-NOV-2004 12:22:34	Straylight	77.000	7	19Bet Ori	0.10000	14000.	154	14306	No
228	GOM_NL__2PRFIN20041124_122609_000000832032_00224_14306_6464.N1	24-NOV-2004 12:26:09	Tw_i_and_stray	83.000	30	46Eps Ori	1.6940	30000.	166	14306	No
229	GOM_NL__2PRFIN20041124_123111_000000402032_00224_14306_6465.N1	24-NOV-2004 12:31:11	Bright	40.000	105	6Bet Ari	2.6450	8900.0	80	14306	No
230	GOM_NL__2PRFIN20041124_123459_000000372032_00224_14306_6466.N1	24-NOV-2004 12:34:59	Bright	36.500	173	4Bet Tri	3.0040	8900.0	73	14306	No
231	GOM_NL__2PRFIN20041124_123645_000000402032_00224_14306_6467.N1	24-NOV-2004 12:36:45	Bright	39.500	79	26Bet Per	2.3100	13100.	79	14306	No
232	GOM_NL__2PRFIN20041124_123911_000000412032_00224_14306_6468.N1	24-NOV-2004 12:39:11	Bright	40.500	175	39Del Per	3.0100	19400.	81	14306	No
233	GOM_NL__2PRFIN20041124_124150_000000372032_00224_14306_6469.N1	24-NOV-2004 12:41:50	Bright	36.500	68	18Alp Cas	2.2250	4500.0	73	14306	No
234	GOM_NL__2PRFIN20041124_124302_000000422032_00224_14306_6470.N1	24-NOV-2004 12:43:02	Bright	41.500	74	11Bet Cas	2.2680	6600.0	83	14306	No
235	GOM_NL__2PRFIN20041124_125010_000000412032_00224_14306_6471.N1	24-NOV-2004 12:50:10	Bright	40.500	49	1Alp UMi	1.9900	6300.0	81	14306	No
236	GOM_NL__2PRFIN20041124_125447_000000392032_00224_14306_6472.N1	24-NOV-2004 12:54:47	Bright	38.500	60	7Bet UMi	2.0810	3950.0	77	14306	No
237	GOM_NL__2PRFIN20041124_125706_000000392032_00224_14306_6473.N1	24-NOV-2004 12:57:06	Bright	39.000	119	14Eta Dra	2.7270	4700.0	78	14306	No
238	GOM_NL__2PRFIN20041124_125859_000000442032_00224_14306_6474.N1	24-NOV-2004 12:58:59	Bright	44.000	82	48Bet UMa	2.3650	10600.	88	14306	No
239	GOM_NL__2PRFIN20041124_130030_000000382032_00224_14306_6475.N1	24-NOV-2004 13:00:30	Bright	37.500	55	79Zet UMa	2.0600	10200.	75	14306	No
240	GOM_NL__2PRFIN20041124_130204_000000402032_00224_14306_6476.N1	24-NOV-2004 13:02:04	Bright	39.500	39	85Eta UMa	1.8540	24000.	79	14306	No
241	GOM_NL__2PRFIN20041124_130450_000000382032_00224_14306_6477.N1	24-NOV-2004 13:04:50	Bright	37.500	180	27Gam Boo	3.0400	8000.0	75	14306	No
242	GOM_NL__2PRFIN20041124_130747_000000392032_00224_14306_6478.N1	24-NOV-2004 13:07:47	Bright	38.500	83		2.3780	11000.	77	14306	No
243	GOM_NL__2PRFIN20041124_131020_000000352032_00224_14306_6479.N1	24-NOV-2004 13:10:20	Bright	35.000	3	16Alp Boo	-0.050000	4250.0	70	14306	No
244	GOM_NL__2PRFIN20041124_131313_000000842032_00224_14306_6480.N1	24-NOV-2004 13:13:13	Bright	84.000	96	68Del Leo	2.5600	9300.0	168	14306	No
245	GOM_NL__2PRFIN20041124_131638_000001232032_00224_14306_6481.N1	24-NOV-2004 13:16:38	Tw_i_and_stray	122.50	51	41Gam1Leo	2.0100	4500.0	245	14306	No
246	GOM_NL__2PRFIN20041124_132343_000002042032_00224_14306_6482.N1	24-NOV-2004 13:23:43	Dark	203.50	22	32Alp Leo	1.3600	15200.	407	14306	No
247	GOM_NL__2PRFIN20041124_133019_000000402032_00224_14306_6483.N1	24-NOV-2004 13:30:19	Dark	39.500	64	Gam Cen	2.2000	10600.	79	14306	No
248	GOM_NL__2PRFIN20041124_133132_000000422032_00224_14306_6484.N1	24-NOV-2004 13:31:32	Dark	41.500	99	Del Cen	2.5750	26000.	83	14306	No
249	GOM_NL__2PRFIN20041124_133254_000000452032_00224_14306_6485.N1	24-NOV-2004 13:32:54	Dark	44.500	20	Bet Cru	1.2530	30000.	89	14306	No
250	GOM_NL__2PRFIN20041124_133404_000000412032_00225_14307_6453.N1	24-NOV-2004 13:34:04	Dark	41.000	12	Alp1Cru	0.77500	30000.	82	14307	No
251	GOM_NL__2PRFIN20041124_133630_000000422032_00225_14307_6454.N1	24-NOV-2004 13:36:30	Dark	42.000	124	The Car	2.7640	30000.	84	14307	No
252	GOM_NL__2PRFIN20041124_134057_000000462032_00225_14307_6455.N1	24-NOV-2004 13:40:57	Dark	46.000	41	Eps Car	1.8600	4100.0	92	14307	No
253	GOM_NL__2PRFIN20041124_134232_000000502032_00225_14307_6456.N1	24-NOV-2004 13:42:32	Dark	50.000	34	Gam2Vel	1.7930	23000.	100	14307	No
254	GOM_NL__2PRFIN20041124_134401_000000612032_00225_14307_6457.N1	24-NOV-2004 13:44:01	Dark	60.500	70	Zet Pup	2.2460	39000.	121	14307	No
255	GOM_NL__2PRFIN20041124_134624_000000552032_00225_14307_6458.N1	24-NOV-2004 13:46:24	Dark	55.000	2	Alp Car	-0.73600	7000.0	110	14307	No
256	GOM_NL__2PRFIN20041124_134843_000001082032_00225_14307_6459.N1	24-NOV-2004 13:48:43	Dark	108.00	132	15Rho Pup	2.8030	6900.0	216	14307	No
257	GOM_NL__2PRFIN20041124_135144_000000772032_00225_14307_6460.N1	24-NOV-2004 13:51:44	Dark	76.500	23	21Eps CMa	1.5020	26000.	153	14307	No
258	GOM_NL__2PRFIN20041124_135413_000000412032_00225_14307_6461.N1	24-NOV-2004 13:54:13	Straylight	41.000	157	The1Eri	2.9060	9300.0	82	14307	No
259	GOM_NL__2PRFIN20041124_135907_000001102032_00225_14307_6462.N1	24-NOV-2004 13:59:07	Straylight	110.00	1	9Alp CMa	-1.4400	11000.	220	14307	No
260	GOM_NL__2PRFIN20041124_140309_000000772032_00225_14307_6463.N1	24-NOV-2004 14:03:09	Straylight	77.000	7	19Bet Ori	0.10000	14000.	154	14307	No
261	GOM_NL__2PRFIN20041124_140645_000000812032_00225_14307_6464.N1	24-NOV-2004 14:06:45	Tw_i_and_stray	80.500	30	46Eps Ori	1.6940	30000.	161	14307	No
262	GOM_NL__2PRFIN20041124_141147_000000402032_00225_14307_6465.N1	24-NOV-2004 14:11:47	Bright	40.000	105	6Bet Ari	2.6450	8900.0	80	14307	No
263	GOM_NL__2PRFIN20041124_141534_000000392032_00225_14307_6466.N1	24-NOV-2004 14:15:34	Bright	39.000	173	4Bet Tri	3.0040	8900.0	78	14307	No
264	GOM_NL__2PRFIN20041124_141721_000000402032_00225_14307_6467.N1	24-NOV-2004 14:17:21	Bright	40.000	79	26Bet Per	2.3100	13100.	80	14307	No
265	GOM_NL__2PRFIN20041124_141946_000000392032_00225_14307_6468.N1	24-NOV-2004 14:19:46	Bright	39.000	175	39Del Per	3.0100	19400.	78	14307	No
266	GOM_NL__2PRFIN20041124_142227_000000392032_00225_14307_6469.N1	24-NOV-2004 14:22:27	Bright	38.500	68	18Alp Cas	2.2250	4500.0	77	14307	No
267	GOM_NL__2PRFIN20041124_142340_000000402032_00225_14307_6470.N1	24-NOV-2004 14:23:40	Bright	39.500	74	11Bet Cas	2.2680	6600.0	79	14307	No
268	GOM_NL__2PRFIN20041124_143048_000000372032_00225_14307_6471.N1	24-NOV-2004 14:30:48	Bright	37.000	49	1Alp UMi	1.9900	6300.0	74	14307	No
269	GOM_NL__2PRFIN20041124_143523_000000402032_00225_14307_6472.N1	24-NOV-2004 14:35:23	Bright	39.500	60	7Bet UMi	2.0810	3950.0	79	14307	No
270	GOM_NL__2PRFIN20041124_143743_000000392032_00225_14307_6473.N1	24-NOV-2004 14:37:43	Bright	38.500	119	14Eta Dra	2.7270	4700.0	77	14307	No
271	GOM_NL__2PRFIN20041124_143934_000000452032_00225_14307_6474.N1	24-NOV-2004 14:39:34	Bright	44.500	82	48Bet UMa	2.3650	10600.	89	14307	No
272	GOM_NL__2PRFIN20041124_144107_000000402032_00225_14307_6475.N1	24-NOV-2004 14:41:07	Bright	39.500	55	79Zet UMa	2.0600	10200.	79	14307	No
273	GOM_NL__2PRFIN20041124_144240_000000402032_00225_14307_6476.N1	24-NOV-2004 14:42:40	Bright	39.500	39	85Eta UMa	1.8540	24000.	79	14307	No
274	GOM_NL__2PRFIN20041124_144526_000000362032_00225_14307_6477.N1	24-NOV-2004 14:45:26	Bright	36.000	180	27Gam Boo	3.0400	8000.0	72	14307	No
275	GOM_NL__2PRFIN20041124_144825_000000372032_00225_14307_6478.N1	24-NOV-2004 14:48:25	Bright	37.000	83		2.3780	11000.	74	14307	No
276	GOM_NL__2PRFIN20041124_145056_000000352032_00225_14307_6479.N1	24-NOV-2004 14:50:56	Bright	35.000	3	16Alp Boo	-0.050000	4250.0	70	14307	No
277	GOM_NL__2PRFIN20041124_145349_000000592032_00225_14307_6480.N1	24-NOV-2004 14:53:49	Bright	59.000	96	68Del Leo	2.5600	9300.0	118	14307	No
278	GOM_NL__2PRFIN20041124_145716_000001272032_00225_14307_6481.N1	24-NOV-2004 14:57:16	Tw_i_and_stray	127.00	51	41Gam1Leo	2.0100	4500.0	254	14307	No

279	GOM_NL__2PRFIN20041124_150423_000002182032_00225_14307_6482.N1	24-NOV-2004 15:04:23	Dark	217.50	22	32Alp Leo	1.3600	15200.	435	14307	No
280	GOM_NL__2PRFIN20041124_151055_00000432032_00225_14307_6483.N1	24-NOV-2004 15:10:55	Dark	42.500	64	Gam Cen	2.2000	10600.	85	14307	No
281	GOM_NL__2PRFIN20041124_151206_00000432032_00225_14307_6484.N1	24-NOV-2004 15:12:06	Dark	43.000	99	Del Cen	2.5750	26000.	86	14307	No
282	GOM_NL__2PRFIN20041124_151330_00000442032_00225_14307_6485.N1	24-NOV-2004 15:13:30	Dark	44.000	20	Bet Cru	1.2530	30000.	88	14307	No
283	GOM_NL__2PRFIN20041124_151440_00000452032_00226_14308_6453.N1	24-NOV-2004 15:14:40	Dark	44.500	12	Alp1Cru	0.77500	30000.	89	14308	No
284	GOM_NL__2PRFIN20041124_151707_00000422032_00226_14308_6454.N1	24-NOV-2004 15:17:07	Dark	42.000	124	The Car	2.7640	30000.	84	14308	No
285	GOM_NL__2PRFIN20041124_152133_00000472032_00226_14308_6455.N1	24-NOV-2004 15:21:33	Dark	47.000	41	Eps Car	1.8600	4100.0	94	14308	No
286	GOM_NL__2PRFIN20041124_152309_00000512032_00226_14308_6456.N1	24-NOV-2004 15:23:09	Dark	51.000	34	Gam2Vel	1.7930	23000.	102	14308	No
287	GOM_NL__2PRFIN20041124_152437_00000582032_00226_14308_6457.N1	24-NOV-2004 15:24:37	Dark	58.000	70	Zet Pup	2.2460	39000.	116	14308	No
288	GOM_NL__2PRFIN20041124_152701_00000592032_00226_14308_6458.N1	24-NOV-2004 15:27:01	Dark	59.000	2	Alp Car	-0.73600	7000.0	118	14308	No
289	GOM_NL__2PRFIN20041124_152920_00001052032_00226_14308_6459.N1	24-NOV-2004 15:29:20	Dark	105.00	132	15Rho Pup	2.8030	6900.0	210	14308	No
290	GOM_NL__2PRFIN20041124_153221_00000752032_00226_14308_6460.N1	24-NOV-2004 15:32:21	Dark	75.000	23	21Eps CMa	1.5020	26000.	150	14308	No
291	GOM_NL__2PRFIN20041124_153449_00000422032_00226_14308_6461.N1	24-NOV-2004 15:34:49	Straylight	41.500	157	The1Eri	2.9060	9300.0	83	14308	No
292	GOM_NL__2PRFIN20041124_153943_00001242032_00226_14308_6462.N1	24-NOV-2004 15:39:43	Straylight	124.00	1	9Alp CMa	-1.4400	11000.	248	14308	No
293	GOM_NL__2PRFIN20041124_154345_00000722032_00226_14308_6463.N1	24-NOV-2004 15:43:45	Straylight	71.500	7	19Bet Ori	0.10000	14000.	143	14308	No
294	GOM_NL__2PRFIN20041124_154720_00000772032_00226_14308_6464.N1	24-NOV-2004 15:47:20	Tw_i_and_stray	77.000	30	46Eps Ori	1.6940	30000.	154	14308	No
295	GOM_NL__2PRFIN20041124_155222_00000402032_00226_14308_6465.N1	24-NOV-2004 15:52:22	Bright	40.000	105	6Bet Ari	2.6450	8900.0	80	14308	No
296	GOM_NL__2PRFIN20041124_155610_00000382032_00226_14308_6466.N1	24-NOV-2004 15:56:10	Bright	37.500	173	4Bet Tri	3.0040	8900.0	75	14308	No
297	GOM_NL__2PRFIN20041124_155757_00000392032_00226_14308_6467.N1	24-NOV-2004 15:57:57	Bright	39.000	79	26Bet Per	2.3100	13100.	78	14308	No
298	GOM_NL__2PRFIN20041124_160022_00000392032_00226_14308_6468.N1	24-NOV-2004 16:00:22	Bright	38.500	175	39Del Per	3.0100	19400.	77	14308	No
299	GOM_NL__2PRFIN20041124_160303_00000402032_00226_14308_6469.N1	24-NOV-2004 16:03:03	Bright	39.500	68	18Alp Cas	2.2250	4500.0	79	14308	No
300	GOM_NL__2PRFIN20041124_160417_00000402032_00226_14308_6470.N1	24-NOV-2004 16:04:17	Bright	39.500	74	11Bet Cas	2.2680	6600.0	79	14308	No
301	GOM_NL__2PRFIN20041124_161122_00000412032_00226_14308_6471.N1	24-NOV-2004 16:11:22	Bright	40.500	49	1Alp UMi	1.9900	6300.0	81	14308	No
302	GOM_NL__2PRFIN20041124_161600_00000402032_00226_14308_6472.N1	24-NOV-2004 16:16:00	Bright	40.000	60	7Bet UMi	2.0810	3950.0	80	14308	No
303	GOM_NL__2PRFIN20041124_161819_00000402032_00226_14308_6473.N1	24-NOV-2004 16:18:19	Bright	39.500	119	14Eta Dra	2.7270	4700.0	79	14308	No
304	GOM_NL__2PRFIN20041124_162010_00000452032_00226_14308_6474.N1	24-NOV-2004 16:20:10	Bright	44.500	82	48Bet UMa	2.3650	10600.	89	14308	No
305	GOM_NL__2PRFIN20041124_162142_00000532032_00226_14308_6475.N1	24-NOV-2004 16:21:42	Bright	53.000	55	79Zet UMa	2.0600	10200.	106	14308	No
306	GOM_NL__2PRFIN20041124_162316_00000402032_00226_14308_6476.N1	24-NOV-2004 16:23:16	Bright	39.500	39	85Eta UMa	1.8540	24000.	79	14308	No
307	GOM_NL__2PRFIN20041124_162601_00000382032_00226_14308_6477.N1	24-NOV-2004 16:26:01	Bright	38.000	180	27Gam Boo	3.0400	8000.0	76	14308	No
308	GOM_NL__2PRFIN20041124_162859_00000392032_00226_14308_6478.N1	24-NOV-2004 16:28:59	Bright	39.000	83		2.3780	11000.	78	14308	No
309	GOM_NL__2PRFIN20041124_163133_00000362032_00226_14308_6479.N1	24-NOV-2004 16:31:33	Bright	35.500	3	16Alp Boo	-0.050000	4250.0	71	14308	No
310	GOM_NL__2PRFIN20041124_163425_00000632032_00226_14308_6480.N1	24-NOV-2004 16:34:25	Bright	63.000	96	68Del Leo	2.5600	9300.0	126	14308	No
311	GOM_NL__2PRFIN20041124_163753_000001212032_00226_14308_6481.N1	24-NOV-2004 16:37:53	Tw_i_and_stray	121.00	51	41Gam1Leo	2.0100	4500.0	242	14308	No
312	GOM_NL__2PRFIN20041124_164503_000002092032_00226_14308_6482.N1	24-NOV-2004 16:45:03	Dark	208.50	22	32Alp Leo	1.3600	15200.	417	14308	No
313	GOM_NL__2PRFIN20041124_165132_00000412032_00226_14308_6483.N1	24-NOV-2004 16:51:32	Dark	40.500	64	Gam Cen	2.2000	10600.	81	14308	No
314	GOM_NL__2PRFIN20041124_165245_00000422032_00226_14308_6484.N1	24-NOV-2004 16:52:45	Dark	41.500	99	Del Cen	2.5750	26000.	83	14308	No
315	GOM_NL__2PRFIN20041124_165407_00000462032_00226_14308_6485.N1	24-NOV-2004 16:54:07	Dark	45.500	20	Bet Cru	1.2530	30000.	91	14308	No
316	GOM_NL__2PRFIN20041124_165517_00000392032_00227_14309_6534.N1	24-NOV-2004 16:55:17	Dark	38.500	12	Alp1Cru	0.77500	30000.	77	14309	No
317	GOM_NL__2PRFIN20041124_165746_00000392032_00227_14309_6535.N1	24-NOV-2004 16:57:46	Dark	38.500	124	The Car	2.7640	30000.	77	14309	No
318	GOM_NL__2PRFIN20041124_170211_00000442032_00227_14309_6536.N1	24-NOV-2004 17:02:11	Dark	44.000	41	Eps Car	1.8600	4100.0	88	14309	No
319	GOM_NL__2PRFIN20041124_170346_00000512032_00227_14309_6537.N1	24-NOV-2004 17:03:46	Dark	50.500	34	Gam2Vel	1.7930	23000.	101	14309	No
320	GOM_NL__2PRFIN20041124_170516_00000682032_00227_14309_6538.N1	24-NOV-2004 17:05:16	Dark	67.500	70	Zet Pup	2.2460	39000.	135	14309	No
321	GOM_NL__2PRFIN20041124_170738_00000592032_00227_14309_6539.N1	24-NOV-2004 17:07:38	Dark	59.000	2	Alp Car	-0.73600	7000.0	118	14309	No
322	GOM_NL__2PRFIN20041124_170958_00001092032_00227_14309_6540.N1	24-NOV-2004 17:09:58	Dark	108.50	132	15Rho Pup	2.8030	6900.0	217	14309	No
323	GOM_NL__2PRFIN20041124_171259_00000742032_00227_14309_6541.N1	24-NOV-2004 17:12:59	Dark	74.000	23	21Eps CMa	1.5020	26000.	148	14309	No
324	GOM_NL__2PRFIN20041124_171527_00000412032_00227_14309_6542.N1	24-NOV-2004 17:15:27	Straylight	40.500	157	The1Eri	2.9060	9300.0	81	14309	No
325	GOM_NL__2PRFIN20041124_172019_000001172032_00227_14309_6543.N1	24-NOV-2004 17:20:19	Straylight	116.50	1	9Alp CMa	-1.4400	11000.	233	14309	No
326	GOM_NL__2PRFIN20041124_172421_00000682032_00227_14309_6544.N1	24-NOV-2004 17:24:21	Straylight	67.500	7	19Bet Ori	0.10000	14000.	135	14309	No
327	GOM_NL__2PRFIN20041124_172756_00000732032_00227_14309_6545.N1	24-NOV-2004 17:27:56	Tw_i_and_stray	73.000	30	46Eps Ori	1.6940	30000.	146	14309	No
328	GOM_NL__2PRFIN20041124_173300_00000402032_00227_14309_6546.N1	24-NOV-2004 17:33:00	Bright	39.500	105	6Bet Ari	2.6450	8900.0	79	14309	No
329	GOM_NL__2PRFIN20041124_173646_00000382032_00227_14309_6547.N1	24-NOV-2004 17:36:46	Bright	37.500	173	4Bet Tri	3.0040	8900.0	75	14309	No
330	GOM_NL__2PRFIN20041124_173833_00000382032_00227_14309_6548.N1	24-NOV-2004 17:38:33	Bright	37.500	79	26Bet Per	2.3100	13100.	75	14309	No
331	GOM_NL__2PRFIN20041124_174058_00000402032_00227_14309_6549.N1	24-NOV-2004 17:40:58	Bright	40.000	175	39Del Per	3.0100	19400.	80	14309	No
332	GOM_NL__2PRFIN20041124_174339_00000412032_00227_14309_6550.N1	24-NOV-2004 17:43:39	Bright	41.000	68	18Alp Cas	2.2250	4500.0	82	14309	No
333	GOM_NL__2PRFIN20041124_174453_00000402032_00227_14309_6551.N1	24-NOV-2004 17:44:53	Bright	39.500	74	11Bet Cas	2.2680	6600.0	79	14309	No
334	GOM_NL__2PRFIN20041124_175200_00000382032_00227_14309_6552.N1	24-NOV-2004 17:52:00	Bright	38.000	49	1Alp UMi	1.9900	6300.0	76	14309	No
335	GOM_NL__2PRFIN20041124_175636_00000382032_00227_14309_6553.N1	24-NOV-2004 17:56:36	Bright	37.500	60	7Bet UMi	2.0810	3950.0	75	14309	No
336	GOM_NL__2PRFIN20041124_175853_00000412032_00227_14309_6554.N1	24-NOV-2004 17:58:53	Bright	41.000	119	14Eta Dra	2.7270	4700.0	82	14309	No
337	GOM_NL__2PRFIN20041124_180046_00000452032_00227_14309_6555.N1	24-NOV-2004 18:00:46	Bright	44.500	82	48Bet UMa	2.3650	10600.	89	14309	No

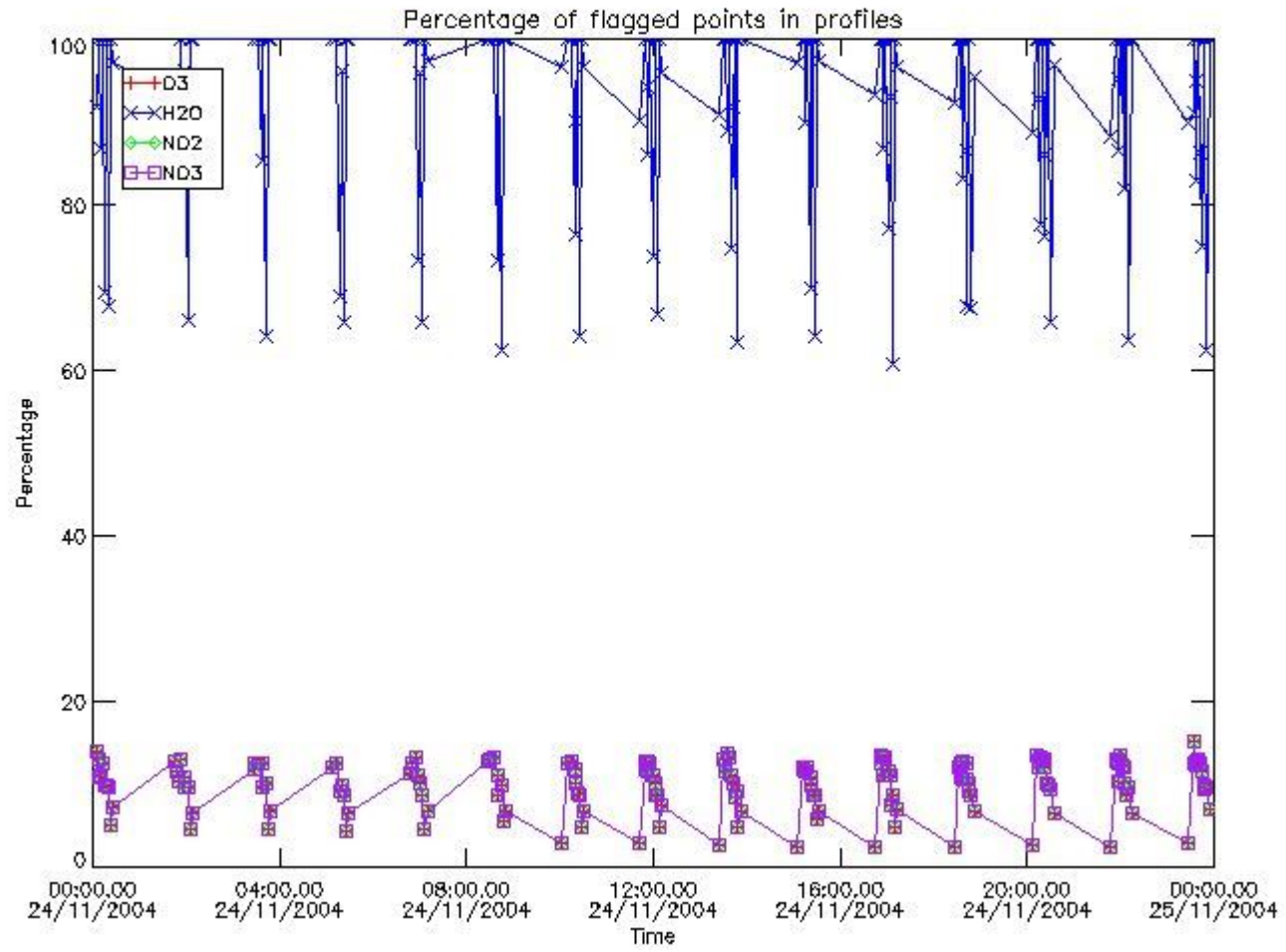
338	GOM_NL__2PRFIN20041124_180218_000000372032_00227_14309_6556.N1	24-NOV-2004 18:02:18	Bright	37.000	55	79Zet UMa	2.0600	10200.	74	14309	No
339	GOM_NL__2PRFIN20041124_180352_000000362032_00227_14309_6557.N1	24-NOV-2004 18:03:52	Bright	36.000	39	85Eta UMa	1.8540	24000.	72	14309	No
340	GOM_NL__2PRFIN20041124_180639_000000362032_00227_14309_6558.N1	24-NOV-2004 18:06:39	Bright	35.500	180	27Gam Boo	3.0400	8000.0	71	14309	No
341	GOM_NL__2PRFIN20041124_180937_000000362032_00227_14309_6559.N1	24-NOV-2004 18:09:37	Bright	36.000	83		2.3780	11000.	72	14309	No
342	GOM_NL__2PRFIN20041124_181209_000000362032_00227_14309_6560.N1	24-NOV-2004 18:12:09	Bright	36.000	3	16Alp Boo	-0.050000	4250.0	72	14309	No
343	GOM_NL__2PRFIN20041124_181502_000000612032_00227_14309_6561.N1	24-NOV-2004 18:15:02	Bright	61.000	96	68Del Leo	2.5600	9300.0	122	14309	No
344	GOM_NL__2PRFIN20041124_181831_000001282032_00227_14309_6562.N1	24-NOV-2004 18:18:31	Twilight	128.00	51	41Gam1Leo	2.0100	4500.0	256	14309	No
345	GOM_NL__2PRFIN20041124_182543_000002112032_00227_14309_6563.N1	24-NOV-2004 18:25:43	Dark	211.00	22	32Alp Leo	1.3600	15200.	422	14309	No
346	GOM_NL__2PRFIN20041124_183209_000000422032_00227_14309_6564.N1	24-NOV-2004 18:32:09	Dark	42.000	64	Gam Cen	2.2000	10600.	84	14309	No
347	GOM_NL__2PRFIN20041124_183322_000000412032_00227_14309_6565.N1	24-NOV-2004 18:33:22	Dark	40.500	99	Del Cen	2.5750	26000.	81	14309	No
348	GOM_NL__2PRFIN20041124_183443_000000472032_00227_14309_6566.N1	24-NOV-2004 18:34:43	Dark	46.500	20	Bet Cru	1.2530	30000.	93	14309	No
349	GOM_NL__2PRFIN20041124_183553_000000482032_00228_14310_6453.N1	24-NOV-2004 18:35:53	Dark	48.000	12	Alp1Cru	0.77500	30000.	96	14310	No
350	GOM_NL__2PRFIN20041124_183822_000000402032_00228_14310_6454.N1	24-NOV-2004 18:38:22	Dark	40.000	124	The Car	2.7640	30000.	80	14310	No
351	GOM_NL__2PRFIN20041124_184112_000000412032_00228_14310_6455.N1	24-NOV-2004 18:41:12	Dark	41.000	29	Bet Car	1.6720	10200.	82	14310	No
352	GOM_NL__2PRFIN20041124_184247_000000492032_00228_14310_6456.N1	24-NOV-2004 18:42:47	Dark	48.500	41	Eps Car	1.8600	4100.0	97	14310	No
353	GOM_NL__2PRFIN20041124_184423_000000502032_00228_14310_6457.N1	24-NOV-2004 18:44:23	Dark	50.000	34	Gam2Vel	1.7930	23000.	100	14310	No
354	GOM_NL__2PRFIN20041124_184552_000000552032_00228_14310_6458.N1	24-NOV-2004 18:45:52	Dark	55.000	70	Zet Pup	2.2460	39000.	110	14310	No
355	GOM_NL__2PRFIN20041124_184815_000000592032_00228_14310_6459.N1	24-NOV-2004 18:48:15	Dark	58.500	2	Alp Car	-0.73600	7000.0	117	14310	No
356	GOM_NL__2PRFIN20041124_185336_000000772032_00228_14310_6460.N1	24-NOV-2004 18:53:36	Dark	76.500	23	21Eps CMa	1.5020	26000.	153	14310	No
357	GOM_NL__2PRFIN20041124_185603_000000432032_00228_14310_6461.N1	24-NOV-2004 18:56:03	Straylight	42.500	157	The1Eri	2.9060	9300.0	85	14310	No
358	GOM_NL__2PRFIN20041124_190055_000001362032_00228_14310_6462.N1	24-NOV-2004 19:00:55	Straylight	135.50	1	9Alp CMa	-1.4400	11000.	271	14310	No
359	GOM_NL__2PRFIN20041124_190457_000000692032_00228_14310_6463.N1	24-NOV-2004 19:04:57	Straylight	69.000	7	19Bet Ori	0.10000	14000.	138	14310	No
360	GOM_NL__2PRFIN20041124_190830_000000752032_00228_14310_6464.N1	24-NOV-2004 19:08:30	Twilight	74.500	30	46Eps Ori	1.6940	30000.	149	14310	No
361	GOM_NL__2PRFIN20041124_191337_000000382032_00228_14310_6465.N1	24-NOV-2004 19:13:37	Bright	37.500	105	6Bet Ari	2.6450	8900.0	75	14310	No
362	GOM_NL__2PRFIN20041124_191723_000000382032_00228_14310_6466.N1	24-NOV-2004 19:17:23	Bright	37.500	173	4Bet Tri	3.0040	8900.0	75	14310	No
363	GOM_NL__2PRFIN20041124_191909_000000402032_00228_14310_6467.N1	24-NOV-2004 19:19:09	Bright	40.000	79	26Bet Per	2.3100	13100.	80	14310	No
364	GOM_NL__2PRFIN20041124_192134_000000382032_00228_14310_6468.N1	24-NOV-2004 19:21:34	Bright	38.000	175	39Del Per	3.0100	19400.	76	14310	No
365	GOM_NL__2PRFIN20041124_192415_000000392032_00228_14310_6469.N1	24-NOV-2004 19:24:15	Bright	38.500	68	18Alp Cas	2.2250	4500.0	77	14310	No
366	GOM_NL__2PRFIN20041124_192529_000000392032_00228_14310_6470.N1	24-NOV-2004 19:25:29	Bright	39.000	74	11Bet Cas	2.2680	6600.0	78	14310	No
367	GOM_NL__2PRFIN20041124_193236_000000392032_00228_14310_6471.N1	24-NOV-2004 19:32:36	Bright	39.000	49	1Alp UMi	1.9900	6300.0	78	14310	No
368	GOM_NL__2PRFIN20041124_193711_000000392032_00228_14310_6472.N1	24-NOV-2004 19:37:11	Bright	38.500	60	7Bet UMi	2.0810	3950.0	77	14310	No
369	GOM_NL__2PRFIN20041124_193931_000000402032_00228_14310_6473.N1	24-NOV-2004 19:39:31	Bright	40.000	119	14Eta Dra	2.7270	4700.0	80	14310	No
370	GOM_NL__2PRFIN20041124_194121_000000452032_00228_14310_6474.N1	24-NOV-2004 19:41:21	Bright	44.500	82	48Bet UMa	2.3650	10600.	89	14310	No
371	GOM_NL__2PRFIN20041124_194255_000000392032_00228_14310_6475.N1	24-NOV-2004 19:42:55	Bright	39.000	55	79Zet UMa	2.0600	10200.	78	14310	No
372	GOM_NL__2PRFIN20041124_194428_000000532032_00228_14310_6476.N1	24-NOV-2004 19:44:28	Bright	53.000	39	85Eta UMa	1.8540	24000.	106	14310	No
373	GOM_NL__2PRFIN20041124_194715_000000372032_00228_14310_6477.N1	24-NOV-2004 19:47:15	Bright	36.500	180	27Gam Boo	3.0400	8000.0	73	14310	No
374	GOM_NL__2PRFIN20041124_195014_000000352032_00228_14310_6478.N1	24-NOV-2004 19:50:14	Bright	35.000	83		2.3780	11000.	70	14310	No
375	GOM_NL__2PRFIN20041124_195245_000000362032_00228_14310_6479.N1	24-NOV-2004 19:52:45	Bright	35.500	3	16Alp Boo	-0.050000	4250.0	71	14310	No
376	GOM_NL__2PRFIN20041124_195539_000000602032_00228_14310_6480.N1	24-NOV-2004 19:55:39	Bright	59.500	96	68Del Leo	2.5600	9300.0	119	14310	No
377	GOM_NL__2PRFIN20041124_195908_000001292032_00228_14310_6481.N1	24-NOV-2004 19:59:08	Twilight	128.50	51	41Gam1Leo	2.0100	4500.0	257	14310	No
378	GOM_NL__2PRFIN20041124_200623_000002232032_00228_14310_6482.N1	24-NOV-2004 20:06:23	Dark	223.00	22	32Alp Leo	1.3600	15200.	446	14310	No
379	GOM_NL__2PRFIN20041124_201245_000000382032_00228_14310_6483.N1	24-NOV-2004 20:12:45	Dark	38.000	64	Gam Cen	2.2000	10600.	76	14310	No
380	GOM_NL__2PRFIN20041124_201358_000000402032_00228_14310_6484.N1	24-NOV-2004 20:13:58	Dark	40.000	99	Del Cen	2.5750	26000.	80	14310	No
381	GOM_NL__2PRFIN20041124_201519_000000422032_00228_14310_6485.N1	24-NOV-2004 20:15:19	Dark	42.000	20	Bet Cru	1.2530	30000.	84	14310	No
382	GOM_NL__2PRFIN20041124_201629_000000392032_00229_14311_6453.N1	24-NOV-2004 20:16:29	Dark	38.500	12	Alp1Cru	0.77500	30000.	77	14311	No
383	GOM_NL__2PRFIN20041124_201859_000000392032_00229_14311_6454.N1	24-NOV-2004 20:18:59	Dark	39.000	124	The Car	2.7640	30000.	78	14311	No
384	GOM_NL__2PRFIN20041124_202149_000000402032_00229_14311_6455.N1	24-NOV-2004 20:21:49	Dark	39.500	29	Bet Car	1.6720	10200.	79	14311	No
385	GOM_NL__2PRFIN20041124_202324_000000472032_00229_14311_6456.N1	24-NOV-2004 20:23:24	Dark	46.500	41	Eps Car	1.8600	4100.0	93	14311	No
386	GOM_NL__2PRFIN20041124_202500_000000502032_00229_14311_6457.N1	24-NOV-2004 20:25:00	Dark	50.000	34	Gam2Vel	1.7930	23000.	100	14311	No
387	GOM_NL__2PRFIN20041124_202630_000000572032_00229_14311_6458.N1	24-NOV-2004 20:26:30	Dark	56.500	70	Zet Pup	2.2460	39000.	113	14311	No
388	GOM_NL__2PRFIN20041124_202851_000000552032_00229_14311_6459.N1	24-NOV-2004 20:28:51	Dark	54.500	2	Alp Car	-0.73600	7000.0	109	14311	No
389	GOM_NL__2PRFIN20041124_203412_000000782032_00229_14311_6460.N1	24-NOV-2004 20:34:12	Dark	77.500	23	21Eps CMa	1.5020	26000.	155	14311	No
390	GOM_NL__2PRFIN20041124_203640_000000422032_00229_14311_6461.N1	24-NOV-2004 20:36:40	Straylight	42.000	157	The1Eri	2.9060	9300.0	84	14311	No
391	GOM_NL__2PRFIN20041124_204131_000001192032_00229_14311_6462.N1	24-NOV-2004 20:41:31	Straylight	118.50	1	9Alp CMa	-1.4400	11000.	237	14311	No
392	GOM_NL__2PRFIN20041124_204532_000000752032_00229_14311_6463.N1	24-NOV-2004 20:45:32	Straylight	74.500	7	19Bet Ori	0.10000	14000.	149	14311	No
393	GOM_NL__2PRFIN20041124_204906_000000742032_00229_14311_6464.N1	24-NOV-2004 20:49:06	Twilight	74.000	30	46Eps Ori	1.6940	30000.	148	14311	No
394	GOM_NL__2PRFIN20041124_205413_000000382032_00229_14311_6465.N1	24-NOV-2004 20:54:13	Bright	38.000	105	6Bet Ari	2.6450	8900.0	76	14311	No
395	GOM_NL__2PRFIN20041124_205759_000000372032_00229_14311_6466.N1	24-NOV-2004 20:57:59	Bright	37.000	173	4Bet Tri	3.0040	8900.0	74	14311	No
396	GOM_NL__2PRFIN20041124_205945_000000382032_00229_14311_6467.N1	24-NOV-2004 20:59:45	Bright	38.000	79	26Bet Per	2.3100	13100.	76	14311	No

397	GOM_NL__2PRFIN20041124_210210_000000392032_00229_14311_6468.N1	24-NOV-2004 21:02:10	Bright	39.000	175	39Del Per	3.0100	19400.	78	14311	No
398	GOM_NL__2PRFIN20041124_210452_000000402032_00229_14311_6469.N1	24-NOV-2004 21:04:52	Bright	40.000	68	18Alp Cas	2.2250	4500.0	80	14311	No
399	GOM_NL__2PRFIN20041124_210606_000000392032_00229_14311_6470.N1	24-NOV-2004 21:06:06	Bright	38.500	74	11Bet Cas	2.2680	6600.0	77	14311	No
400	GOM_NL__2PRFIN20041124_211312_000000392032_00229_14311_6471.N1	24-NOV-2004 21:13:12	Bright	39.000	49	1Alp UMi	1.9900	6300.0	78	14311	No
401	GOM_NL__2PRFIN20041124_211747_000000352032_00229_14311_6472.N1	24-NOV-2004 21:17:47	Bright	35.000	60	7Bet UMi	2.0810	3950.0	70	14311	No
402	GOM_NL__2PRFIN20041124_212006_000000412032_00229_14311_6473.N1	24-NOV-2004 21:20:06	Bright	41.000	119	14Eta Dra	2.7270	4700.0	82	14311	No
403	GOM_NL__2PRFIN20041124_212157_000000462032_00229_14311_6474.N1	24-NOV-2004 21:21:57	Bright	46.000	82	48Bet UMa	2.3650	10600.	92	14311	No
404	GOM_NL__2PRFIN20041124_212331_000000392032_00229_14311_6475.N1	24-NOV-2004 21:23:31	Bright	38.500	55	79Zet UMa	2.0600	10200.	77	14311	No
405	GOM_NL__2PRFIN20041124_212504_000000532032_00229_14311_6476.N1	24-NOV-2004 21:25:04	Bright	53.000	39	85Eta UMa	1.8540	24000.	106	14311	No
406	GOM_NL__2PRFIN20041124_212751_000000362032_00229_14311_6477.N1	24-NOV-2004 21:27:51	Bright	35.500	180	27Gam Boo	3.0400	8000.0	71	14311	No
407	GOM_NL__2PRFIN20041124_213050_000000362032_00229_14311_6478.N1	24-NOV-2004 21:30:50	Bright	36.000	83		2.3780	11000.	72	14311	No
408	GOM_NL__2PRFIN20041124_213321_000000362032_00229_14311_6479.N1	24-NOV-2004 21:33:21	Bright	35.500	3	16Alp Boo	-0.050000	4250.0	71	14311	No
409	GOM_NL__2PRFIN20041124_213615_000000602032_00229_14311_6480.N1	24-NOV-2004 21:36:15	Bright	59.500	96	68Del Leo	2.5600	9300.0	119	14311	No
410	GOM_NL__2PRFIN20041124_213945_000001352032_00229_14311_6481.N1	24-NOV-2004 21:39:45	Tw_i_and_stray	134.50	51	41Gam1Leo	2.0100	4500.0	269	14311	No
411	GOM_NL__2PRFIN20041124_214703_000002402032_00229_14311_6482.N1	24-NOV-2004 21:47:03	Dark	239.50	22	32Alp Leo	1.3600	15200.	479	14311	No
412	GOM_NL__2PRFIN20041124_215321_000000402032_00229_14311_6483.N1	24-NOV-2004 21:53:21	Dark	40.000	64	Gam Cen	2.2000	10600.	80	14311	No
413	GOM_NL__2PRFIN20041124_215435_000000402032_00229_14311_6484.N1	24-NOV-2004 21:54:35	Dark	39.500	99	Del Cen	2.5750	26000.	79	14311	No
414	GOM_NL__2PRFIN20041124_215555_000000412032_00229_14311_6485.N1	24-NOV-2004 21:55:55	Dark	41.000	20	Bet Cru	1.2530	30000.	82	14311	No
415	GOM_NL__2PRFIN20041124_215706_000000492032_00230_14312_6453.N1	24-NOV-2004 21:57:06	Dark	49.000	12	Alp1Cru	0.77500	30000.	98	14312	No
416	GOM_NL__2PRFIN20041124_215935_000000382032_00230_14312_6454.N1	24-NOV-2004 21:59:35	Dark	38.000	124	The Car	2.7640	30000.	76	14312	No
417	GOM_NL__2PRFIN20041124_220225_000000422032_00230_14312_6455.N1	24-NOV-2004 22:02:25	Dark	41.500	29	Bet Car	1.6720	10200.	83	14312	No
418	GOM_NL__2PRFIN20041124_220400_000000422032_00230_14312_6456.N1	24-NOV-2004 22:04:00	Dark	42.000	41	Eps Car	1.8600	4100.0	84	14312	No
419	GOM_NL__2PRFIN20041124_220536_000000512032_00230_14312_6457.N1	24-NOV-2004 22:05:36	Dark	50.500	34	Gam2Vel	1.7930	23000.	101	14312	No
420	GOM_NL__2PRFIN20041124_220706_000000582032_00230_14312_6458.N1	24-NOV-2004 22:07:06	Dark	58.000	70	Zet Pup	2.2460	39000.	116	14312	No
421	GOM_NL__2PRFIN20041124_220927_000000532032_00230_14312_6459.N1	24-NOV-2004 22:09:27	Dark	52.500	2	Alp Car	-0.73600	7000.0	105	14312	No
422	GOM_NL__2PRFIN20041124_221448_000000792032_00230_14312_6460.N1	24-NOV-2004 22:14:48	Dark	79.000	23	21Eps CMa	1.5020	26000.	158	14312	No
423	GOM_NL__2PRFIN20041124_221716_000000422032_00230_14312_6461.N1	24-NOV-2004 22:17:16	Straylight	42.000	157	The1Eri	2.9060	9300.0	84	14312	No
424	GOM_NL__2PRFIN20041124_222207_000001212032_00230_14312_6462.N1	24-NOV-2004 22:22:07	Straylight	121.00	1	9Alp CMa	-1.4400	11000.	242	14312	No
425	GOM_NL__2PRFIN20041124_222608_000000742032_00230_14312_6463.N1	24-NOV-2004 22:26:08	Straylight	73.500	7	19Bet Ori	0.10000	14000.	147	14312	No
426	GOM_NL__2PRFIN20041124_222941_000000752032_00230_14312_6464.N1	24-NOV-2004 22:29:41	Tw_i_and_stray	75.000	30	46Eps Ori	1.6940	30000.	150	14312	No
427	GOM_NL__2PRFIN20041124_223449_000000392032_00230_14312_6465.N1	24-NOV-2004 22:34:49	Bright	39.000	105	6Bet Ari	2.6450	8900.0	78	14312	No
428	GOM_NL__2PRFIN20041124_223835_000000392032_00230_14312_6466.N1	24-NOV-2004 22:38:35	Bright	38.500	173	4Bet Tri	3.0040	8900.0	77	14312	No
429	GOM_NL__2PRFIN20041124_224020_000000392032_00230_14312_6467.N1	24-NOV-2004 22:40:20	Bright	39.000	79	26Bet Per	2.3100	13100.	78	14312	No
430	GOM_NL__2PRFIN20041124_224244_000000392032_00230_14312_6468.N1	24-NOV-2004 22:42:44	Bright	39.000	175	39Del Per	3.0100	19400.	78	14312	No
431	GOM_NL__2PRFIN20041124_224527_000000412032_00230_14312_6469.N1	24-NOV-2004 22:45:27	Bright	40.500	68	18Alp Cas	2.2250	4500.0	81	14312	No
432	GOM_NL__2PRFIN20041124_224642_000000392032_00230_14312_6470.N1	24-NOV-2004 22:46:42	Bright	38.500	74	11Bet Cas	2.2680	6600.0	77	14312	No
433	GOM_NL__2PRFIN20041124_225348_000000362032_00230_14312_6471.N1	24-NOV-2004 22:53:48	Bright	35.500	49	1Alp UMi	1.9900	6300.0	71	14312	No
434	GOM_NL__2PRFIN20041124_225823_000000382032_00230_14312_6472.N1	24-NOV-2004 22:58:23	Bright	37.500	60	7Bet UMi	2.0810	3950.0	75	14312	No
435	GOM_NL__2PRFIN20041124_230042_000000412032_00230_14312_6473.N1	24-NOV-2004 23:00:42	Bright	41.000	119	14Eta Dra	2.7270	4700.0	82	14312	No
436	GOM_NL__2PRFIN20041124_230232_000000462032_00230_14312_6474.N1	24-NOV-2004 23:02:32	Bright	45.500	82	48Bet UMa	2.3650	10600.	91	14312	No
437	GOM_NL__2PRFIN20041124_230406_000000402032_00230_14312_6475.N1	24-NOV-2004 23:04:06	Bright	40.000	55	79Zet UMa	2.0600	10200.	80	14312	No
438	GOM_NL__2PRFIN20041124_230538_000000412032_00230_14312_6476.N1	24-NOV-2004 23:05:38	Bright	40.500	39	85Eta UMa	1.8540	24000.	81	14312	No
439	GOM_NL__2PRFIN20041124_230826_000000472032_00230_14312_6477.N1	24-NOV-2004 23:08:26	Bright	46.500	180	27Gam Boo	3.0400	8000.0	93	14312	No
440	GOM_NL__2PRFIN20041124_231125_000000382032_00230_14312_6478.N1	24-NOV-2004 23:11:25	Bright	37.500	83		2.3780	11000.	75	14312	No
441	GOM_NL__2PRFIN20041124_231356_000000362032_00230_14312_6479.N1	24-NOV-2004 23:13:56	Bright	36.000	3	16Alp Boo	-0.050000	4250.0	72	14312	No
442	GOM_NL__2PRFIN20041124_231652_000000592032_00230_14312_6480.N1	24-NOV-2004 23:16:52	Bright	59.000	96	68Del Leo	2.5600	9300.0	118	14312	No
443	GOM_NL__2PRFIN20041124_232023_000001322032_00230_14312_6481.N1	24-NOV-2004 23:20:23	Tw_i_and_stray	131.50	51	41Gam1Leo	2.0100	4500.0	263	14312	No
444	GOM_NL__2PRFIN20041124_232743_000002252032_00230_14312_6482.N1	24-NOV-2004 23:27:43	Dark	225.00	22	32Alp Leo	1.3600	15200.	450	14312	No
445	GOM_NL__2PRFIN20041124_233357_000000402032_00230_14312_6483.N1	24-NOV-2004 23:33:57	Dark	40.000	64	Gam Cen	2.2000	10600.	80	14312	No
446	GOM_NL__2PRFIN20041124_233511_000000412032_00230_14312_6484.N1	24-NOV-2004 23:35:11	Dark	41.000	99	Del Cen	2.5750	26000.	82	14312	No
447	GOM_NL__2PRFIN20041124_233631_000000402032_00230_14312_6485.N1	24-NOV-2004 23:36:31	Dark	40.000	20	Bet Cru	1.2530	30000.	80	14312	No
448	GOM_NL__2PRFIN20041124_233742_000000422032_00231_14313_6474.N1	24-NOV-2004 23:37:42	Dark	41.500	12	Alp1Cru	0.77500	30000.	83	14313	No
449	GOM_NL__2PRFIN20041124_234010_000000402032_00231_14313_6475.N1	24-NOV-2004 23:40:10	Dark	39.500	124	The Car	2.7640	30000.	79	14313	No
450	GOM_NL__2PRFIN20041124_234301_000000412032_00231_14313_6476.N1	24-NOV-2004 23:43:01	Dark	40.500	29	Bet Car	1.6720	10200.	81	14313	No
451	GOM_NL__2PRFIN20041124_234436_000000492032_00231_14313_6477.N1	24-NOV-2004 23:44:36	Dark	48.500	41	Eps Car	1.8600	4100.0	97	14313	No
452	GOM_NL__2PRFIN20041124_234613_000000522032_00231_14313_6478.N1	24-NOV-2004 23:46:13	Dark	51.500	34	Gam2Vel	1.7930	23000.	103	14313	No
453	GOM_NL__2PRFIN20041124_234743_000000602032_00231_14313_6479.N1	24-NOV-2004 23:47:43	Dark	60.000	70	Zet Pup	2.2460	39000.	120	14313	No
454	GOM_NL__2PRFIN20041124_235004_000000542032_00231_14313_6480.N1	24-NOV-2004 23:50:04	Dark	53.500	2	Alp Car	-0.73600	7000.0	107	14313	No
455	GOM_NL__2PRFIN20041124_235525_000000742032_00231_14313_6481.N1	24-NOV-2004 23:55:25	Dark	74.000	23	21Eps CMa	1.5020	26000.	148	14313	No

3. Quality information per product

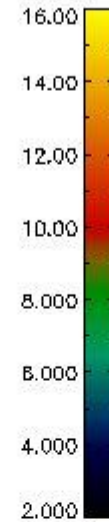
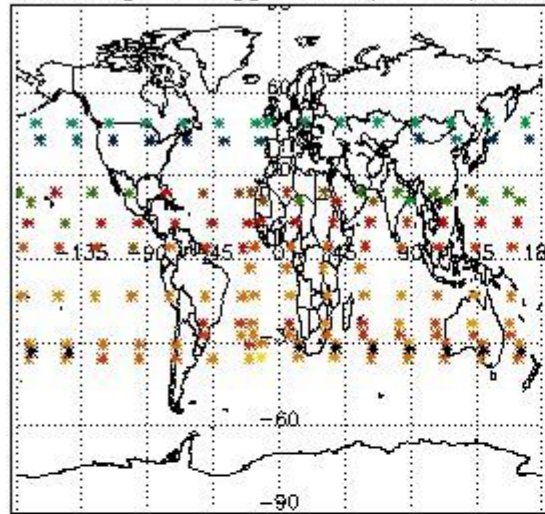
In this section it is plotted some information contained in the Quality Summary data set of the level 2 products. Only products in dark limb conditions and without errors (error flag in the MPH set to "0") are used.

3.1 Plot quality information per product (time dependant)

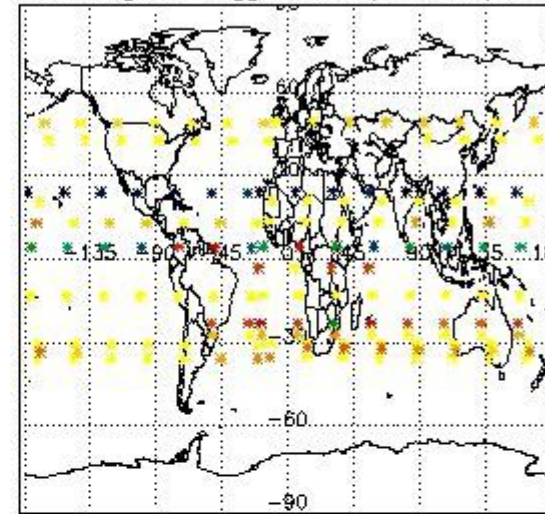


3.2 Plot quality information per product (world map)

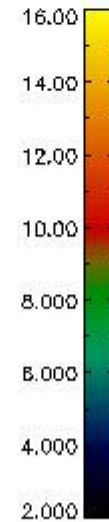
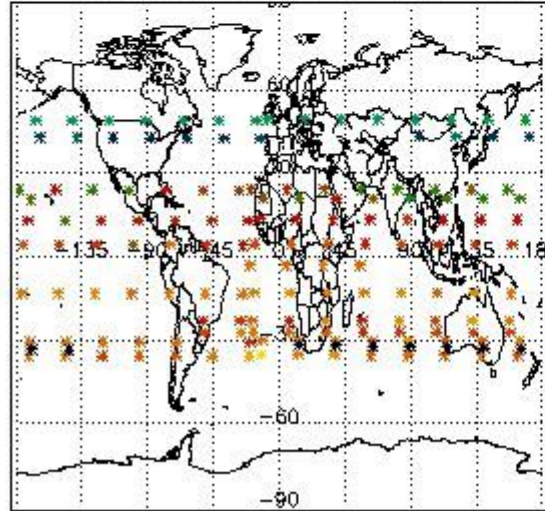
Percentage of flagged data per O3 profile



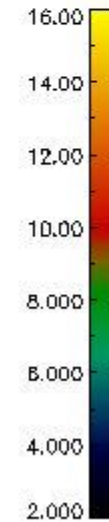
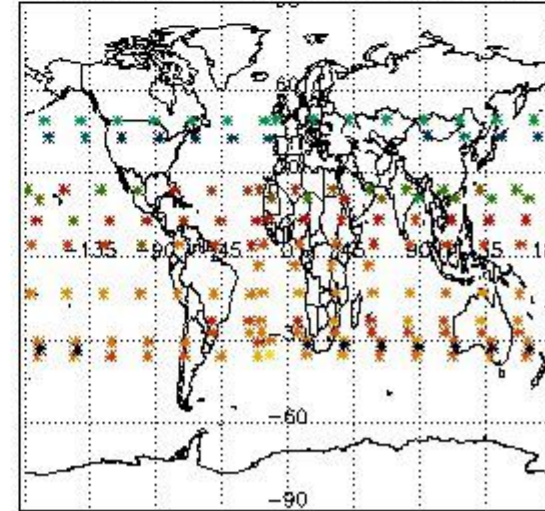
Percentage of flagged data per H2O profile



Percentage of flagged data per NO2 profile



Percentage of flagged data per NO3 profile

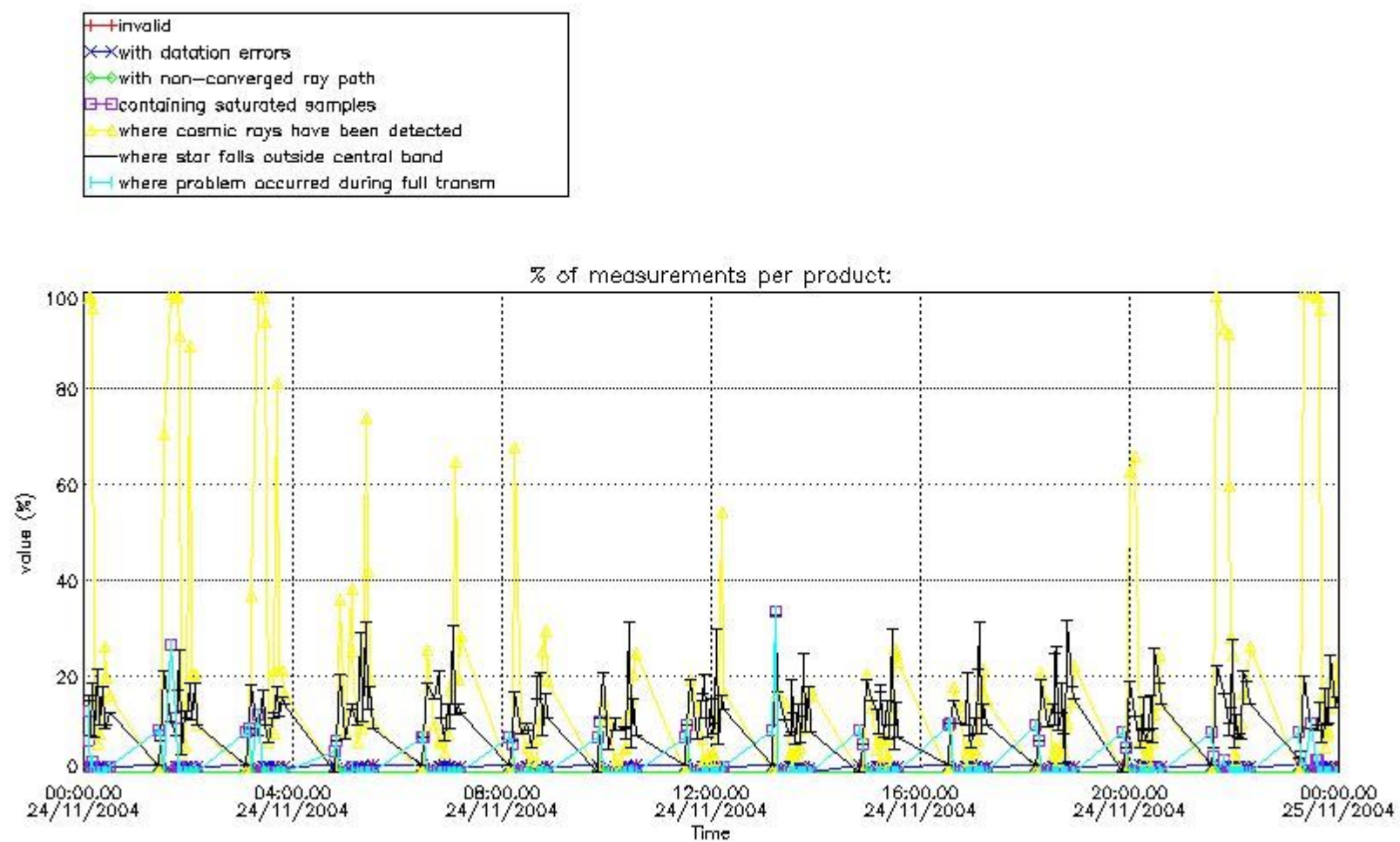


4. Level 1 quality information per product

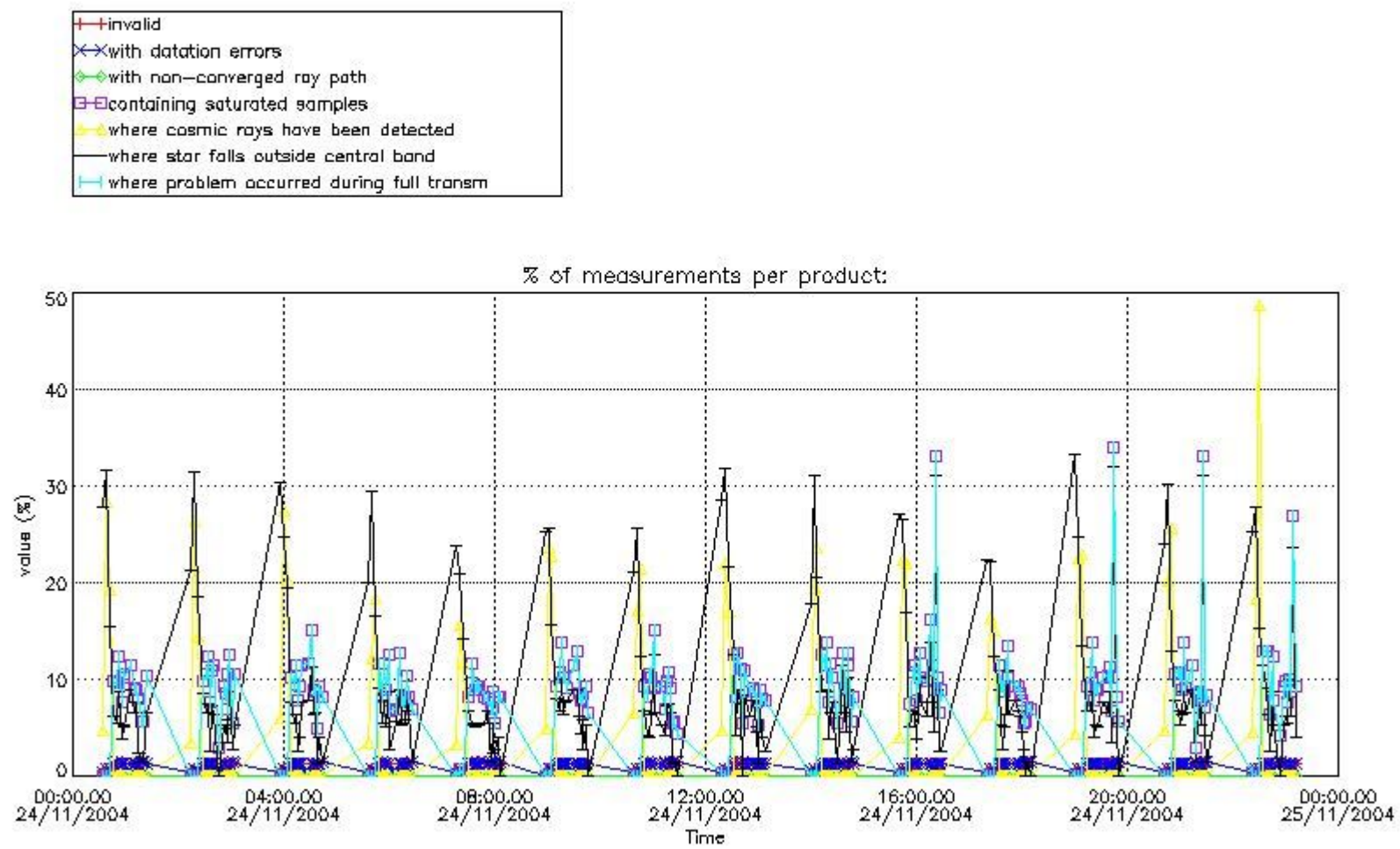
In this section it is plotted some information contained in the Quality Summary data set of the level 2 products that comes from the level 1b processing. Products without errors (error flag in the MPH set to "0") are used.

4.1 Plot quality information per product (time dependant) coming from level 1b processing

4.1.1 Plot level 1 quality information per product (time dependant): ENVISAT ASCENDING passes



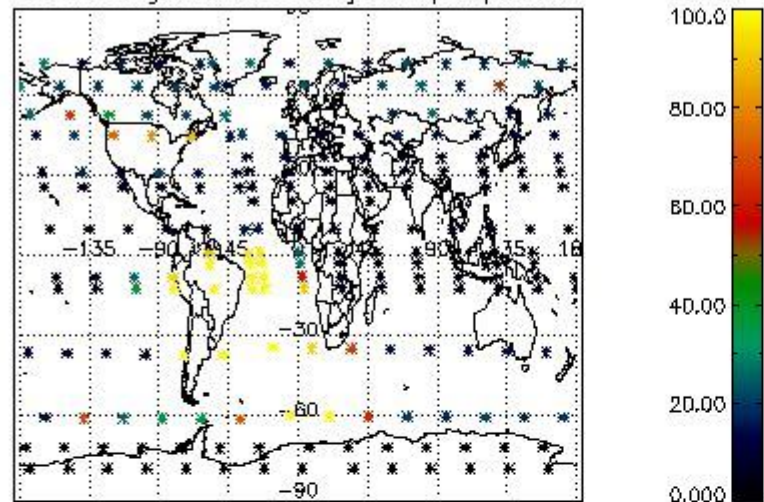
4.1.2 Plot level 1 quality information per product (time dependant): ENVI SAT DESCENDING passes



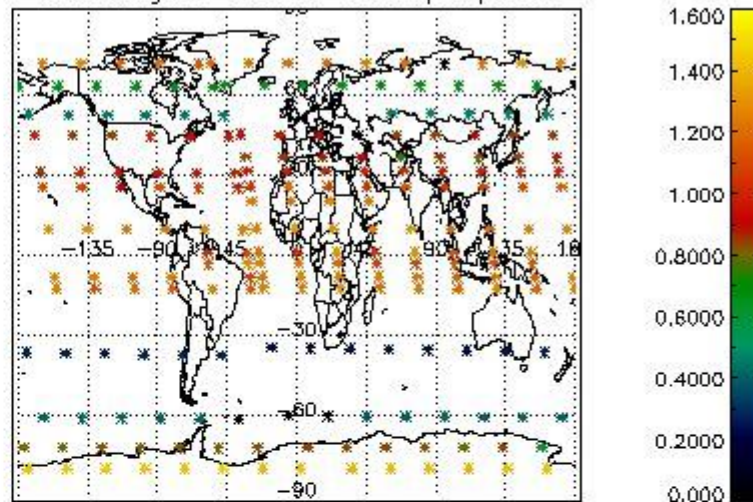
4.2 Plot quality information per product coming from level 1b processing (world map)

4.2.1 Plot level 1 quality information per product (world map): ENVISAT ASCENDING passes

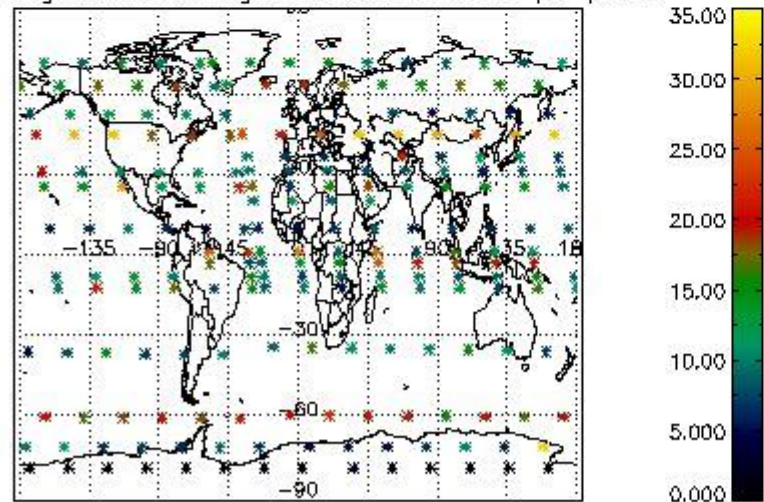
Percentage of cosmic ray hits per profile



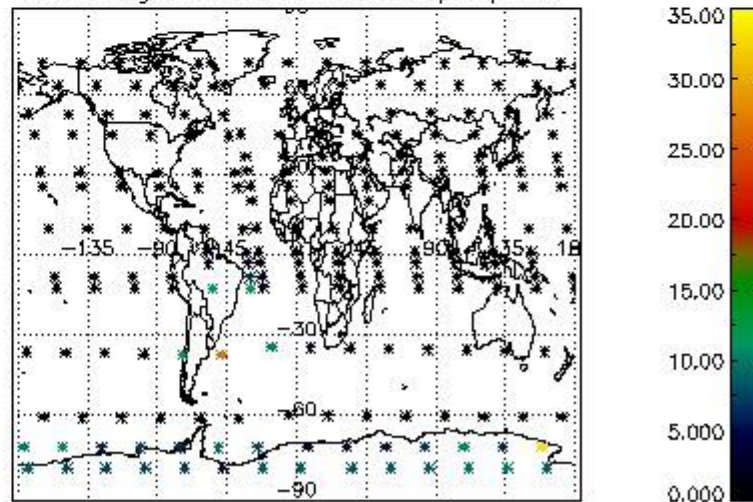
Percentage of datation errors per profile



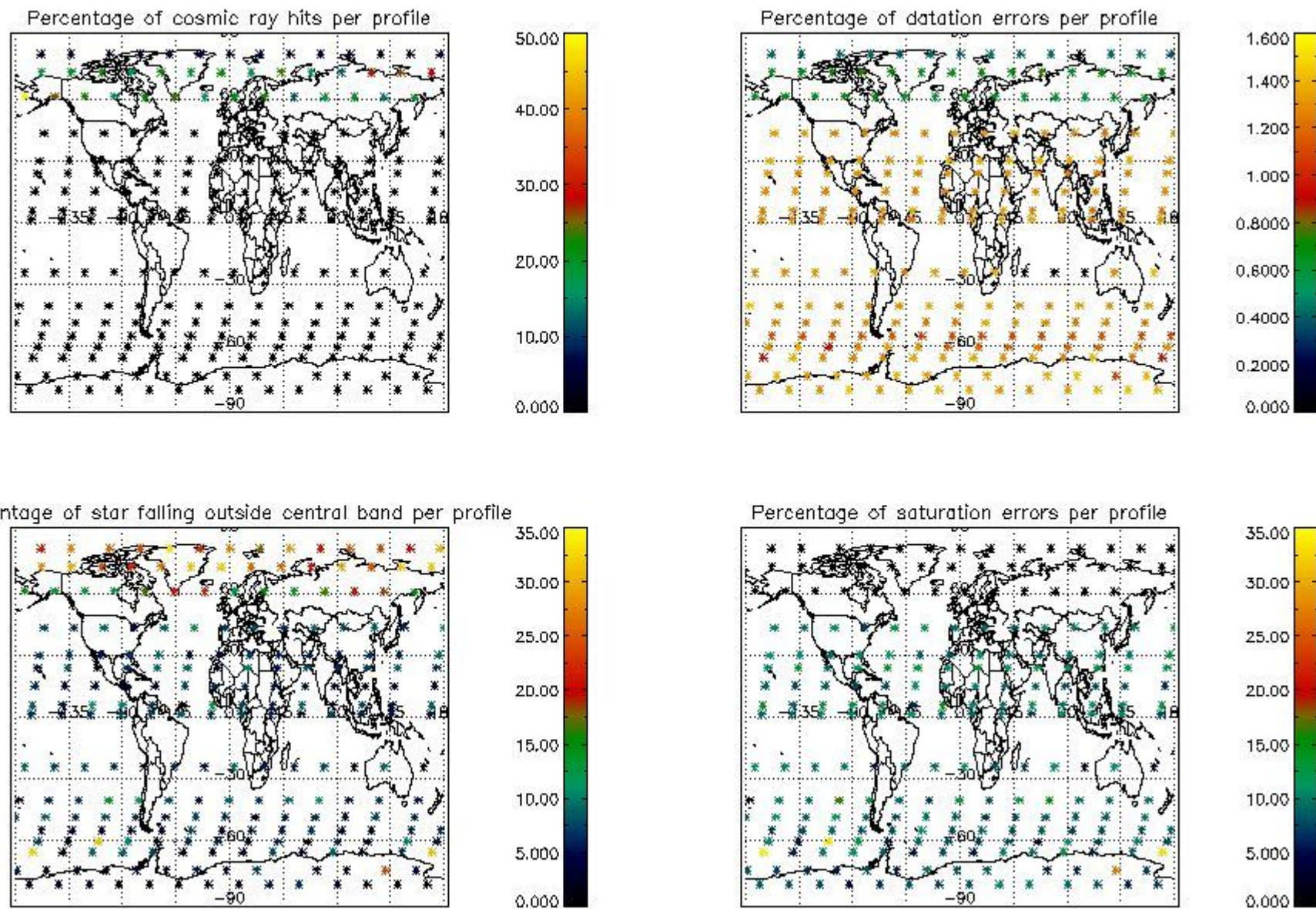
Percentage of star falling outside central band per profile



Percentage of saturation errors per profile



4.2.2 Plot level 1 quality information per product (world map): ENVISAT DESCENDING passes



5. Trace gas profiles

5.1 Ozone statistics based on quality of products

The final quality of the products can be "measured" using the STD (Standard Deviation) attached to every point profile. This information is written to the parameter GOM_NL__2P/NL_LOCAL_SPECIES_DENSITY/o3_std of the level 2 products. The table below shows the statistics for given STD ranges.

The statistics are given with respect to the overall valid production:

- Products without fatal errors: GOM_NL__2P/MPH/PRODUCT_ERR=0
- Valid point profile: GOM_NL__2P/NL_LOCAL_SPECIES_DENSITY/pcd(0)=0

The 'Criteria' is applied to valid points of dark limb products:

- Products in dark limb illumination condition: GOM_NL__2P/NL_SUMMARY_QUALITY/obs_ill_cond=0
- Products without fatal errors: GOM_NL__2P/MPH/PRODUCT_ERR=0
- Valid point profile: GOM_NL__2P/NL_LOCAL_SPECIES_DENSITY/pcd(0)=0

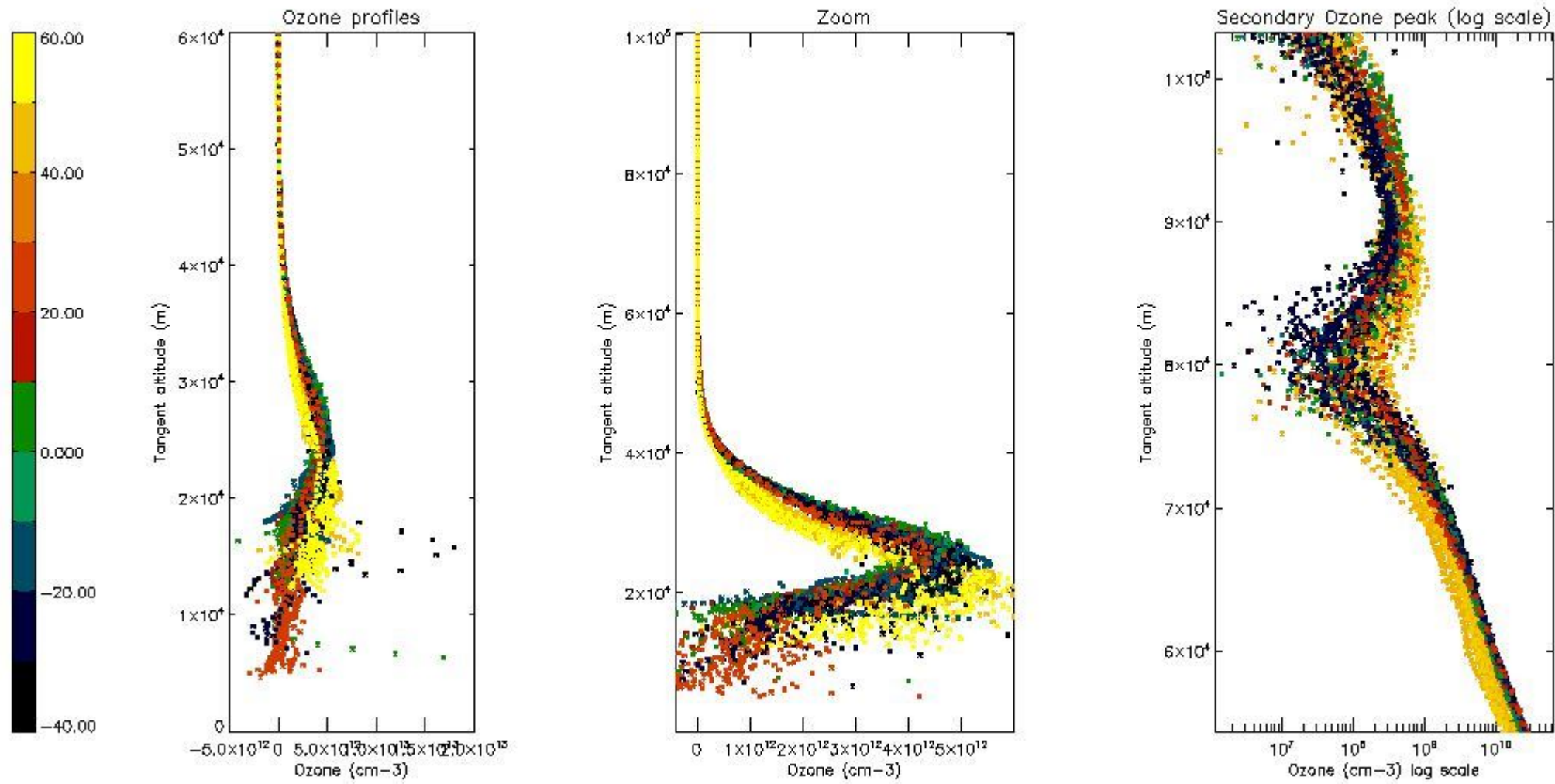
So, the table below shows the percentage of dark limb and valid observations for each criteria with respect to the overall valid daily observations.

Criteria	% of total production
All STD	39
STD < 20	27

STD < 10	24
STD < 5	19

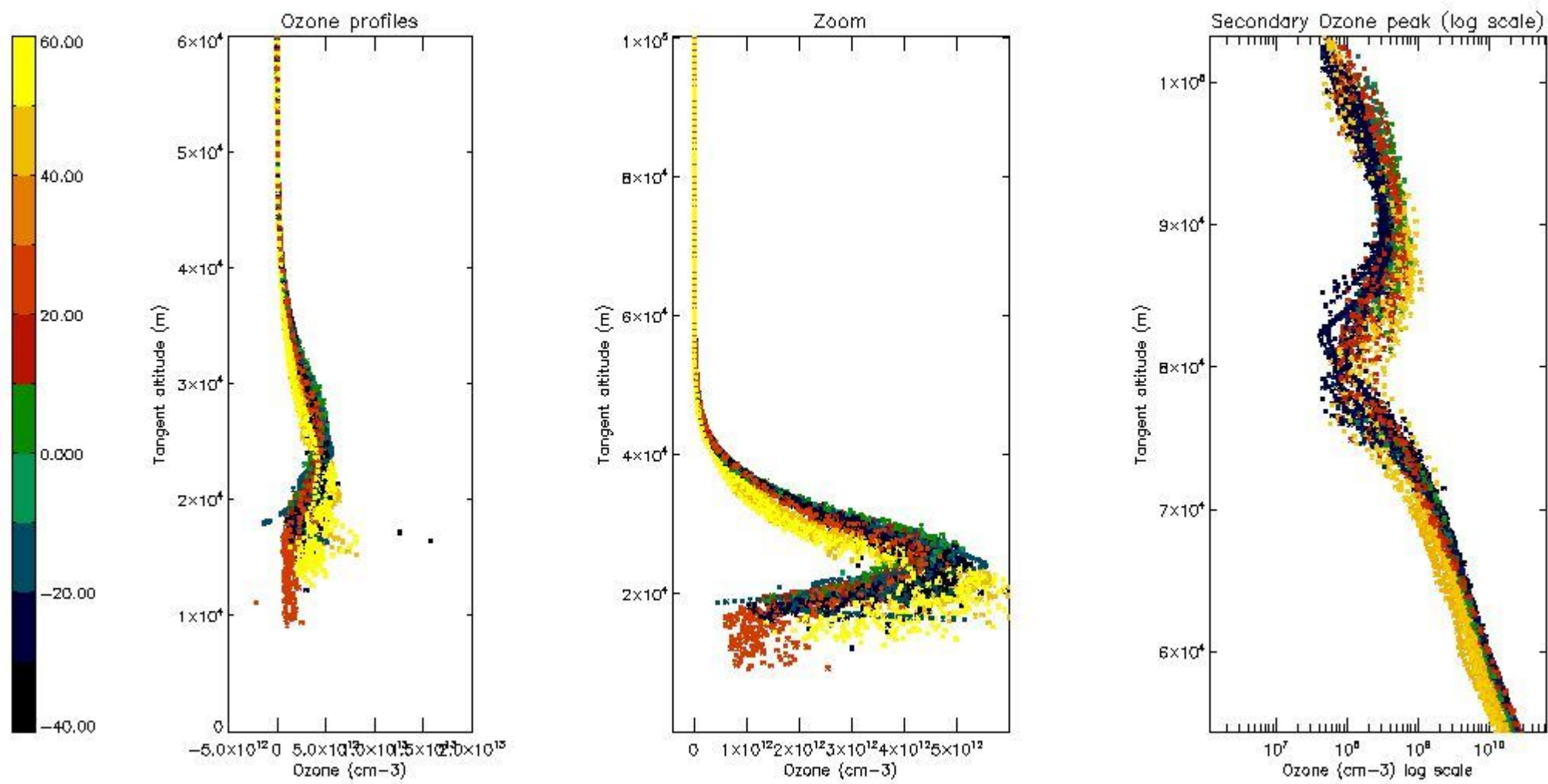
5.2 Plot ozone profiles for all STD (dark without errors)

The colorbar represents the latitude.



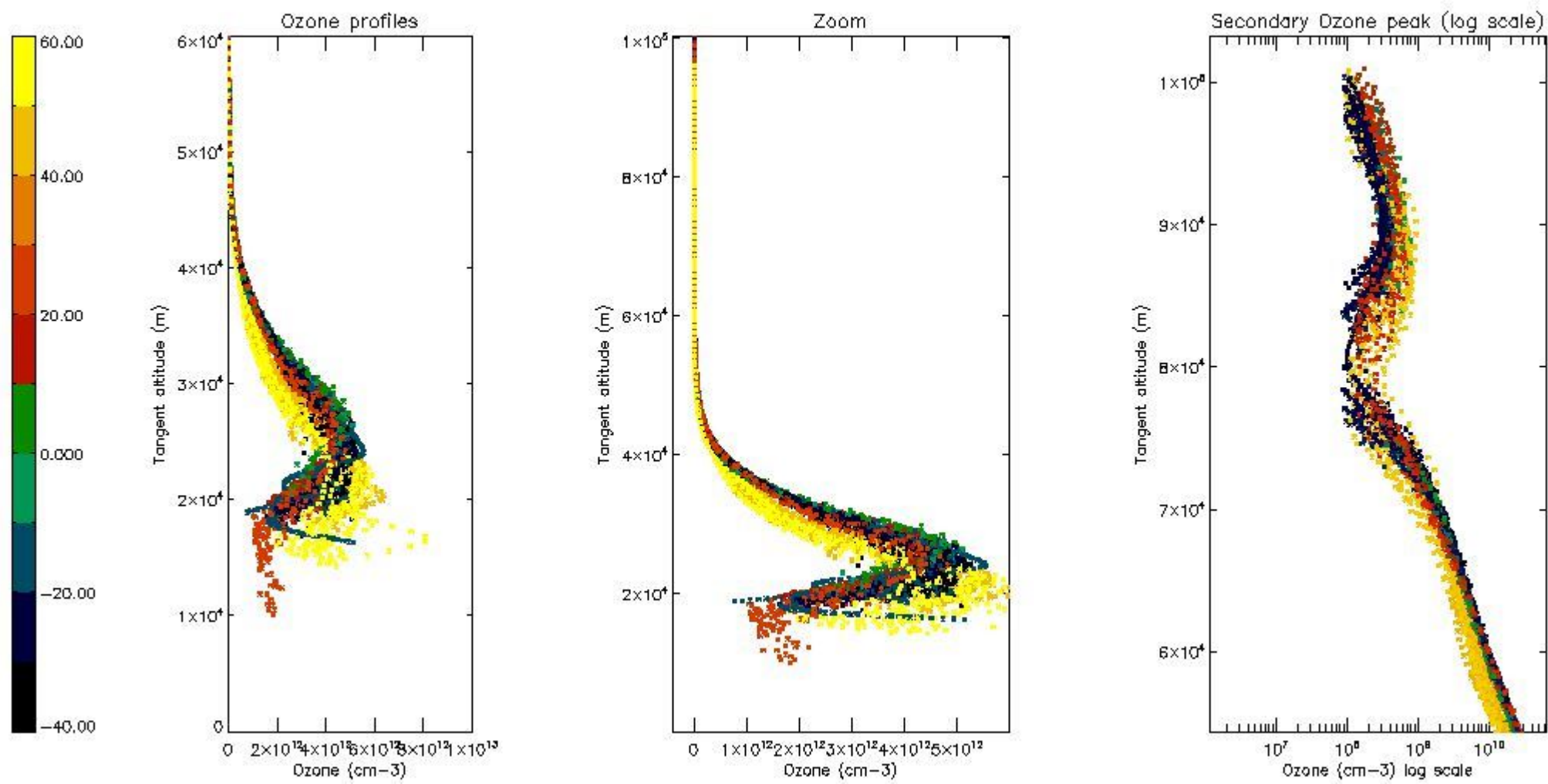
5.3 Plot ozone profiles where STD < 20% (dark without errors)

The colorbar represents the latitude.



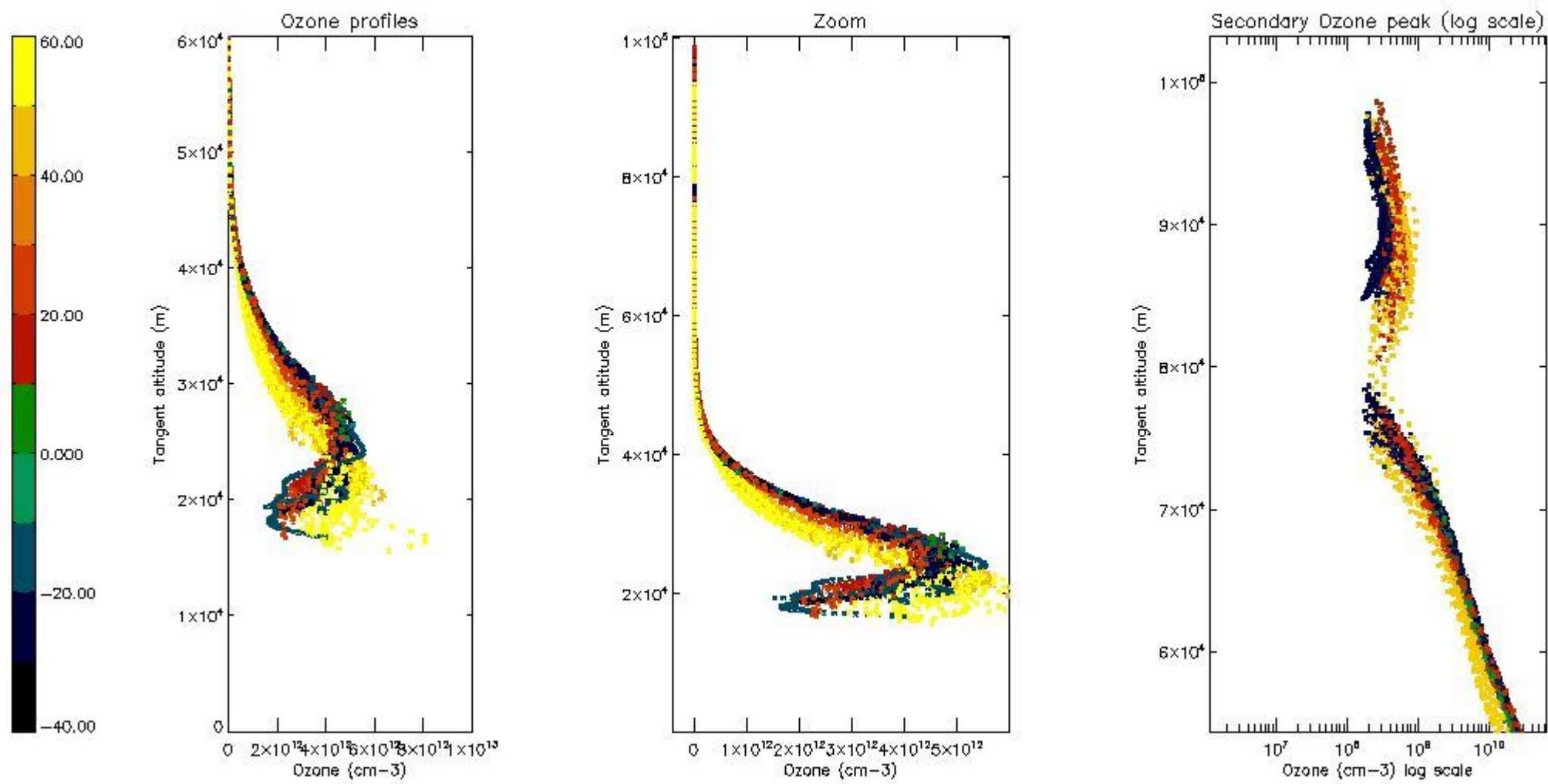
5.4 Plot ozone profiles where STD < 10% (dark without errors)

The colorbar represents the latitude.



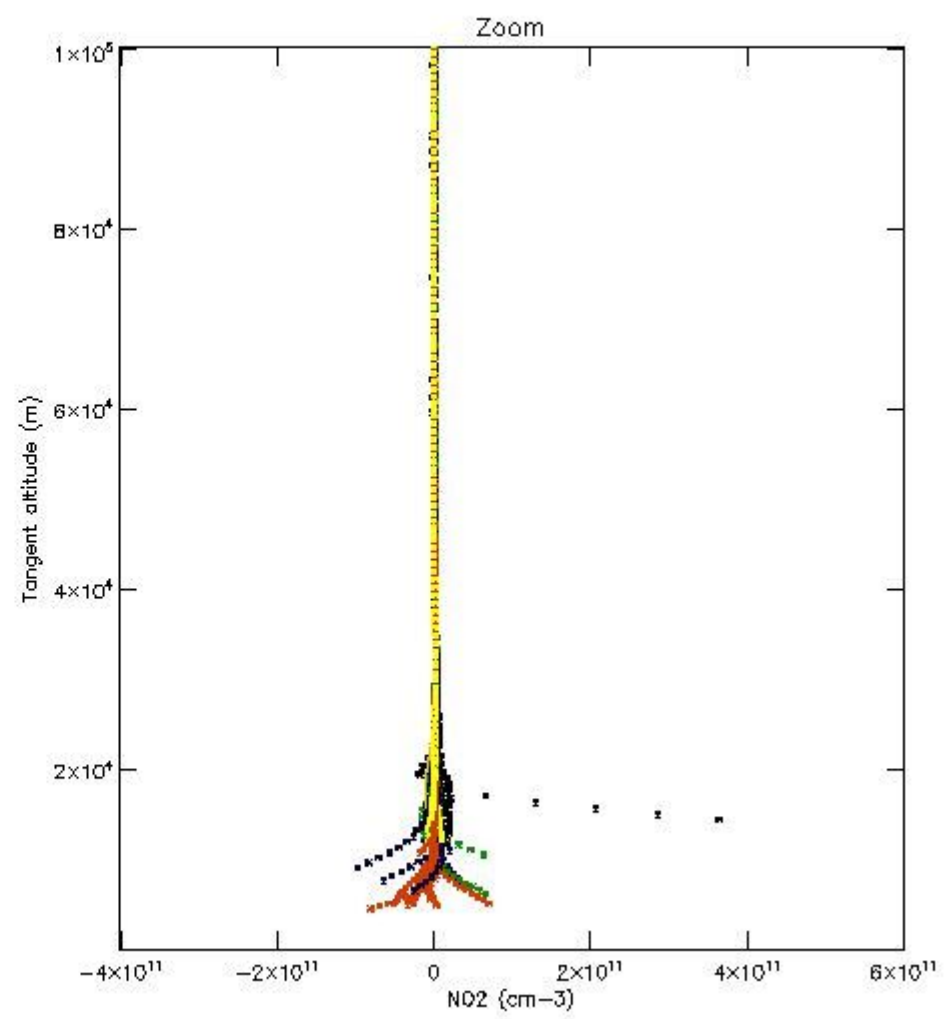
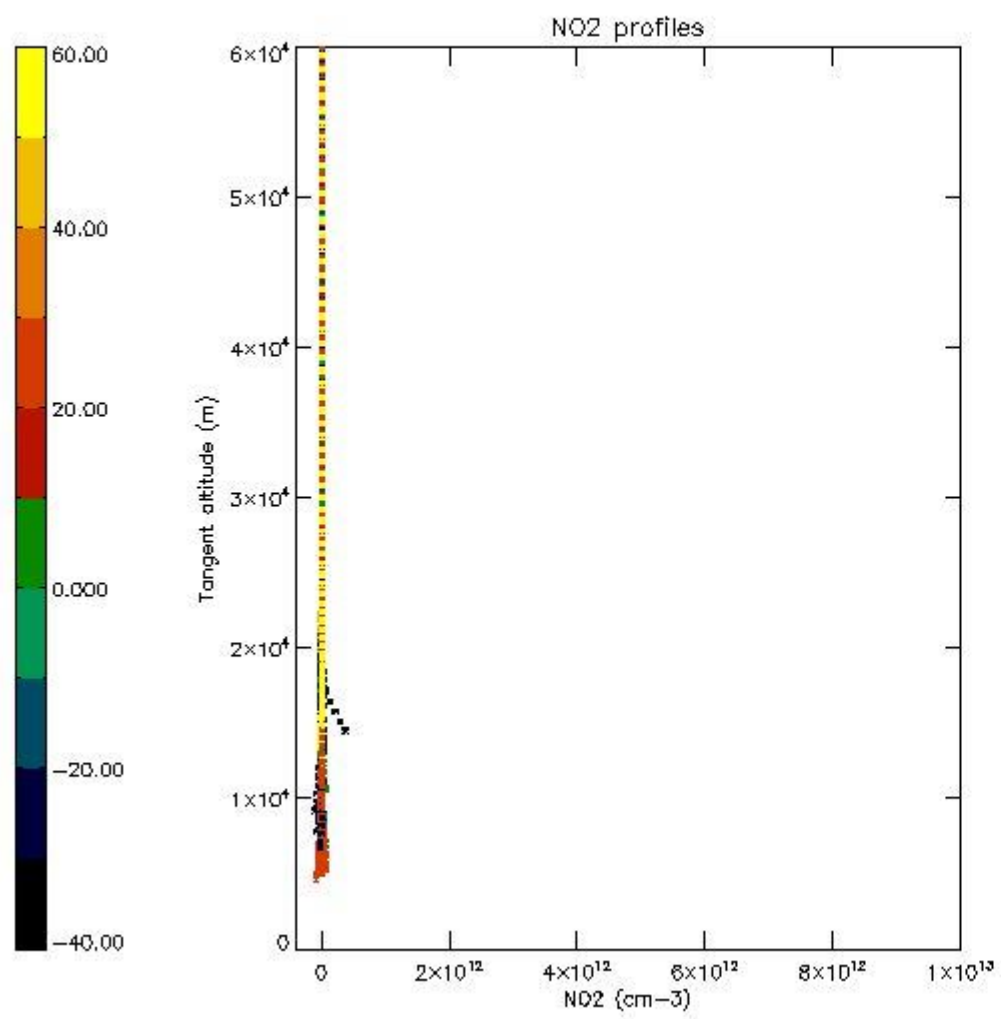
5.5 Plot ozone profiles where STD < 5% (dark without errors)

The colorbar represents the latitude.



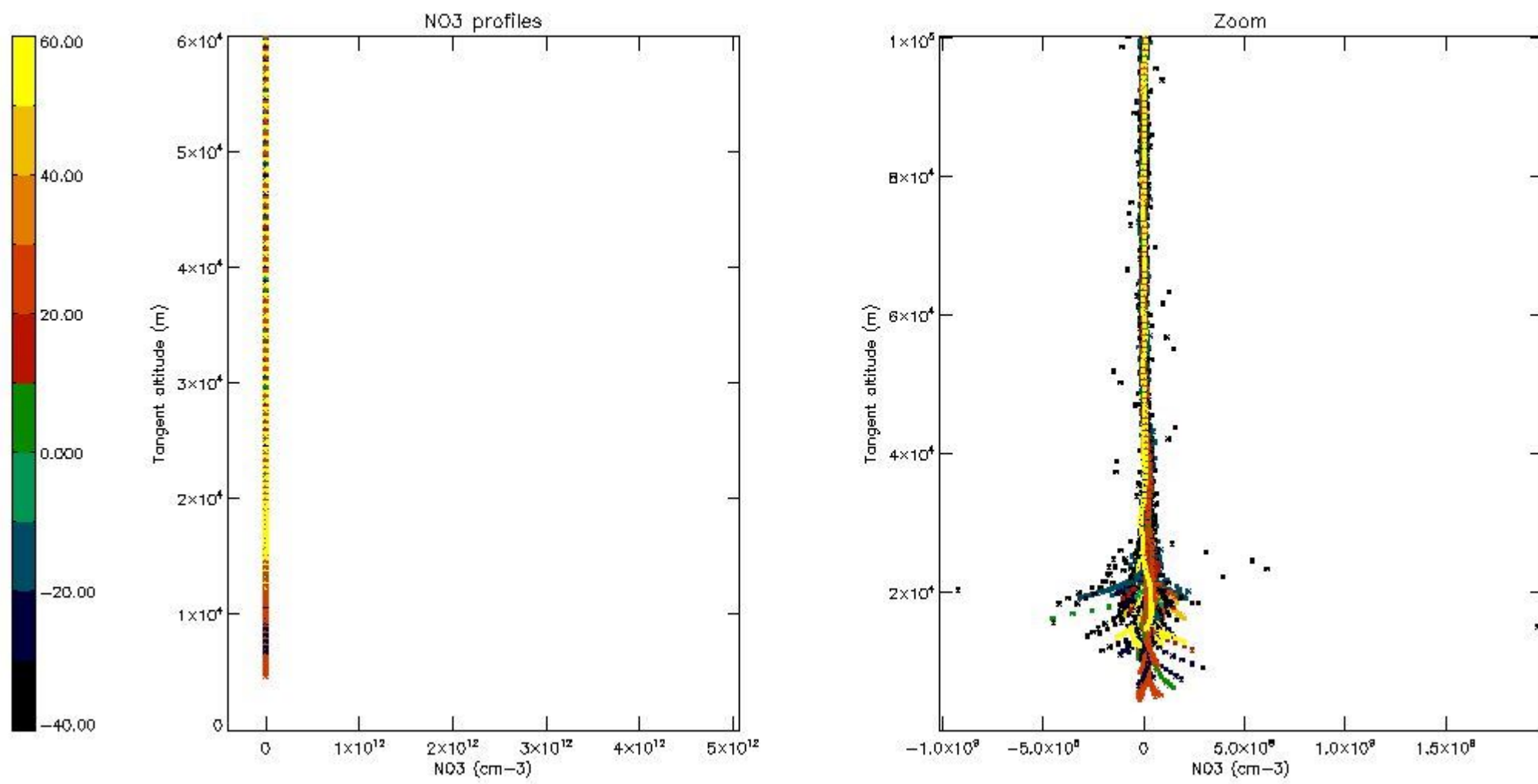
5.6 Plot NO₂ profiles for all STD (dark without errors)

The colorbar represents the latitude.



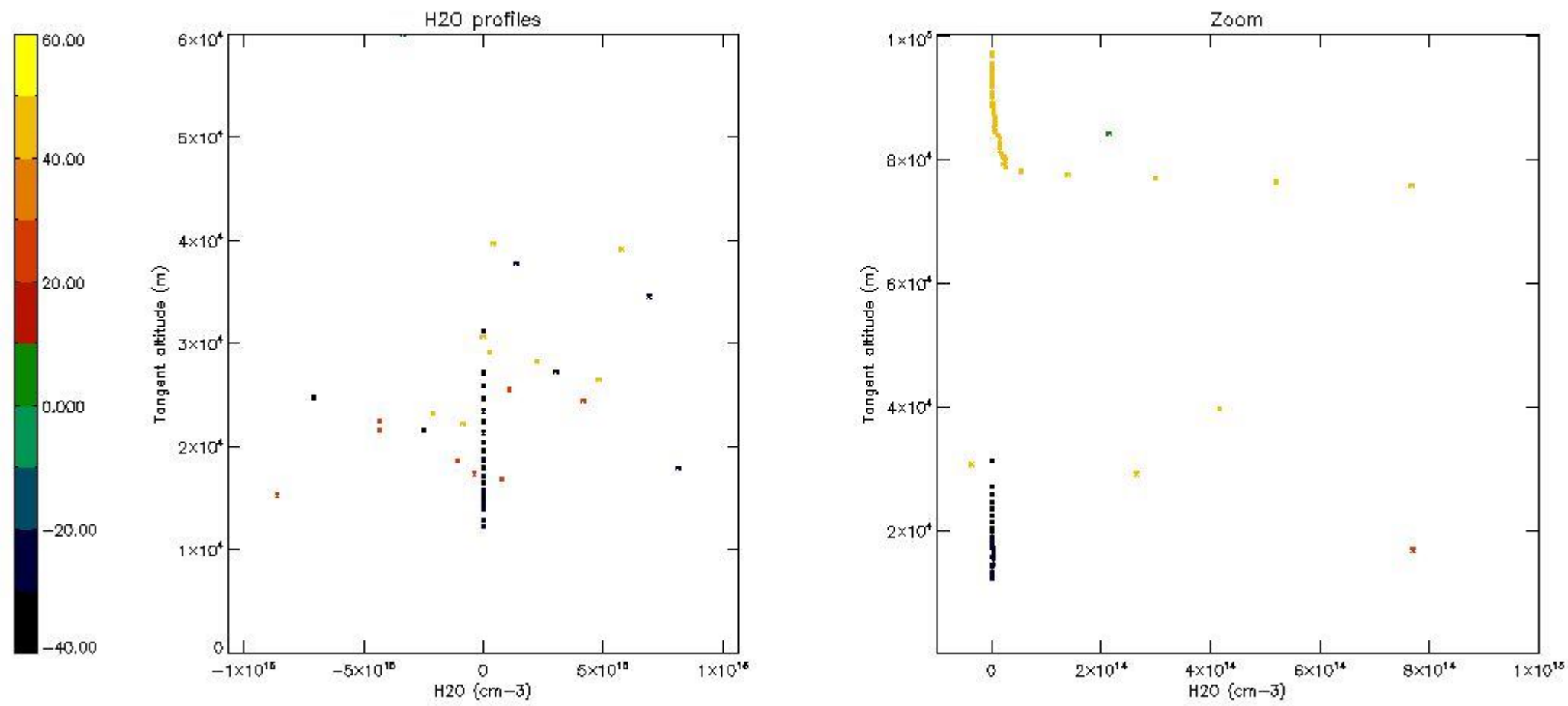
5.7 Plot NO3 profiles for all STD (dark without errors)

The colorbar represents the latitude.



5.8 Plot H₂O profiles for all STD (only for occultations of stars 1,2,3,4,13,14,16,26,63 dark without errors)

The colorbar represents the latitude.



6. Auxiliary Data Files used for the production reported in section 2

The number reported in the third column indicates since which file (see list in section 2) the corresponding auxiliary file has been used. The fourth column is the date of those product files.

Type	Auxiliary Filename	Used since product	Used since product date
INST_PHYS_CHARACTERISTICS	GOM_INS_AXVIEC20091111_143220_20030716_120000_20500101_000000	1	24-NOV-2004 00:05:29
LEVEL-2_PROC_CONFIG	GOM_PR2_AXVIEC20091111_152718_20020301_000000_20500101_000000	1	24-NOV-2004 00:05:29
CROSS_SECTIONS_FILE	GOM_CRS_AXVIEC20091111_154832_20020301_000000_20500101_000000	1	24-NOV-2004 00:05:29

GOMOS Level 2 Daily Report

SUMMARY

[1. General Info](#)

[2. Summary of processed GOM_NL_2P products](#)

[3. Level 2 Quality information per product](#)

[3.1 Plot of level 2 quality information per product \(time dependant\)](#)

[3.2 Plot of level 2 quality information per product \(world map\)](#)

[4. Level 1 Quality information per product \(stored on level 2 products\)](#)

[4.1 Plot of level 1 quality information per product \(time dependant\)](#)

[4.1.1 Plot of level 1 quality information per product \(time dependant\): ASCENDING](#)

[4.1.2 Plot of level 1 quality information per product \(time dependant\): DESCENDING](#)

[4.2 Plot of level 1 quality information per product \(world map\)](#)

[4.2.1 Plot of level 1 quality information per product \(world map\): ASCENDING](#)

[4.2.2 Plot of level 1 quality information per product \(world map\): DESCENDING](#)

[5. Ozone profiles based on quality statistics and other trace gas profiles](#)

[5.1 Ozone statistics based on quality of products](#)

[5.2 Plot ozone profiles for all STD \(dark without errors\)](#)

[5.3 Plot ozone profiles where STD < 20% \(dark without errors\)](#)

[5.4. Plot ozone profiles where STD < 10% \(dark without errors\)](#)

[5.5. Plot ozone profiles where STD < 5% \(dark without errors\)](#)

[5.6 Plot NO2 profiles for all STD \(dark without errors\)](#)

[5.7 Plot NO3 profiles for all STD \(dark without errors\)](#)

[5.8 Plot H2O profiles \(only for occultations of stars 1,2,3,4,13,14,16,26,63 dark without errors\) for all STD](#)

[6. Auxiliary Data Files used for the production reported in section 2](#)

This report presents the daily analysis on parameters extracted from GOMOS level 2 data (GOM_NL__2P). It is intended to monitor some important parameters that will impact the quality of these products. A list of level 2 products (and content) that have arrived during the reporting day to the PCF is also given.

Item	Value
Time of report generation	22APR2013 08:33:57
Data source version	GOMOS/6.01
Start time of products	24-11-2004 (24NOV2004 00:00:00)
Stop time of products	25-11-2004 (25NOV2004 00:00:00)
Store outputs in DB	Yes
Nb of level 2 prods	456
Nb of prods with errors	0

2. Summary of processed GOM_NL__2P products.

Nr	Filename	UTC Start time	Limb	Duration	Star Id	Star Name	Star Mag	Star Temp	Nb Meas	Orbit	Prod. error
1	GOM_NL__2PRFIN20041124_000529_000000442032_00216_14298_6665.N1	24-NOV-2004 00:05:29	Dark	43.500	64	Gam Cen	2.2000	10600.	87	14298	No
2	GOM_NL__2PRFIN20041124_000639_000000472032_00216_14298_6666.N1	24-NOV-2004 00:06:39	Dark	47.000	99	Del Cen	2.5750	26000.	94	14298	No
3	GOM_NL__2PRFIN20041124_000804_000000402032_00216_14298_6667.N1	24-NOV-2004 00:08:04	Dark	39.500	20	Bet Cru	1.2530	30000.	79	14298	No
4	GOM_NL__2PRFIN20041124_000914_000000462032_00217_14299_6597.N1	24-NOV-2004 00:09:14	Dark	45.500	12	Alp1Cru	0.77500	30000.	91	14299	No
5	GOM_NL__2PRFIN20041124_001141_000000412032_00217_14299_6598.N1	24-NOV-2004 00:11:41	Dark	40.500	124	The Car	2.7640	30000.	81	14299	No
6	GOM_NL__2PRFIN20041124_001604_000000512032_00217_14299_6599.N1	24-NOV-2004 00:16:04	Dark	51.000	41	Eps Car	1.8600	4100.0	102	14299	No
7	GOM_NL__2PRFIN20041124_001737_000000512032_00217_14299_6600.N1	24-NOV-2004 00:17:37	Dark	51.000	34	Gam2Vel	1.7930	23000.	102	14299	No
8	GOM_NL__2PRFIN20041124_002131_000000532032_00217_14299_6601.N1	24-NOV-2004 00:21:31	Dark	53.000	2	Alp Car	-0.73600	7000.0	106	14299	No
9	GOM_NL__2PRFIN20041124_002341_000001092032_00217_14299_6602.N1	24-NOV-2004 00:23:41	Dark	109.00	132	15Rho Pup	2.8030	6900.0	218	14299	No
10	GOM_NL__2PRFIN20041124_002650_000000712032_00217_14299_6603.N1	24-NOV-2004 00:26:50	Dark	71.000	23	21Eps CMa	1.5020	26000.	142	14299	No
11	GOM_NL__2PRFIN20041124_002924_000000442032_00217_14299_6604.N1	24-NOV-2004 00:29:24	Straylight	44.000	157	The1Eri	2.9060	9300.0	88	14299	No
12	GOM_NL__2PRFIN20041124_003418_000001282032_00217_14299_6605.N1	24-NOV-2004 00:34:18	Straylight	128.00	1	9Alp CMa	-1.4400	11000.	256	14299	No
13	GOM_NL__2PRFIN20041124_003823_000000782032_00217_14299_6606.N1	24-NOV-2004 00:38:23	Straylight	77.500	7	19Bet Ori	0.10000	14000.	155	14299	No
14	GOM_NL__2PRFIN20041124_004203_000000782032_00217_14299_6607.N1	24-NOV-2004 00:42:03	Twilight_and_stray	77.500	30	46Eps Ori	1.6940	30000.	155	14299	No
15	GOM_NL__2PRFIN20041124_004657_000000412032_00217_14299_6608.N1	24-NOV-2004 00:46:57	Bright	40.500	105	6Bet Ari	2.6450	8900.0	81	14299	No
16	GOM_NL__2PRFIN20041124_005047_000000372032_00217_14299_6609.N1	24-NOV-2004 00:50:47	Bright	36.500	173	4Bet Tri	3.0040	8900.0	73	14299	No
17	GOM_NL__2PRFIN20041124_005234_000000412032_00217_14299_6610.N1	24-NOV-2004 00:52:34	Bright	40.500	79	26Bet Per	2.3100	13100.	81	14299	No
18	GOM_NL__2PRFIN20041124_005501_000000392032_00217_14299_6611.N1	24-NOV-2004 00:55:01	Bright	39.000	175	39Del Per	3.0100	19400.	78	14299	No
19	GOM_NL__2PRFIN20041124_005737_000000382032_00217_14299_6612.N1	24-NOV-2004 00:57:37	Bright	38.000	68	18Alp Cas	2.2250	4500.0	76	14299	No
20	GOM_NL__2PRFIN20041124_005850_000000392032_00217_14299_6613.N1	24-NOV-2004 00:58:50	Bright	39.000	74	11Bet Cas	2.2680	6600.0	78	14299	No
21	GOM_NL__2PRFIN20041124_010601_000000392032_00217_14299_6614.N1	24-NOV-2004 01:06:01	Bright	39.000	49	1Alp UMi	1.9900	6300.0	78	14299	No
22	GOM_NL__2PRFIN20041124_011034_000000392032_00217_14299_6615.N1	24-NOV-2004 01:10:34	Bright	38.500	60	7Bet UMi	2.0810	3950.0	77	14299	No
23	GOM_NL__2PRFIN20041124_011253_000000402032_00217_14299_6616.N1	24-NOV-2004 01:12:53	Bright	39.500	119	14Eta Dra	2.7270	4700.0	79	14299	No
24	GOM_NL__2PRFIN20041124_011449_000000442032_00217_14299_6617.N1	24-NOV-2004 01:14:49	Bright	44.000	82	48Bet UMa	2.3650	10600.	88	14299	No
25	GOM_NL__2PRFIN20041124_011621_000000432032_00217_14299_6618.N1	24-NOV-2004 01:16:21	Bright	42.500	87	64Gam UMa	2.4330	11000.	85	14299	No
26	GOM_NL__2PRFIN20041124_011752_000000362032_00217_14299_6619.N1	24-NOV-2004 01:17:52	Bright	36.000	39	85Eta UMa	1.8540	24000.	72	14299	No
27	GOM_NL__2PRFIN20041124_012038_000000352032_00217_14299_6620.N1	24-NOV-2004 01:20:38	Bright	35.000	180	27Gam Boo	3.0400	8000.0	70	14299	No
28	GOM_NL__2PRFIN20041124_012336_000000392032_00217_14299_6621.N1	24-NOV-2004 01:23:36	Bright	38.500	83		2.3780	11000.	77	14299	No
29	GOM_NL__2PRFIN20041124_012607_000000352032_00217_14299_6622.N1	24-NOV-2004 01:26:07	Bright	35.000	3	16Alp Boo	-0.050000	4250.0	70	14299	No
30	GOM_NL__2PRFIN20041124_012857_000000602032_00217_14299_6623.N1	24-NOV-2004 01:28:57	Bright	60.000	96	68Del Leo	2.5600	9300.0	120	14299	No
31	GOM_NL__2PRFIN20041124_013216_000001242032_00217_14299_6624.N1	24-NOV-2004 01:32:16	Twilight_and_stray	124.00	51	41Gam1Leo	2.0100	4500.0	248	14299	No
32	GOM_NL__2PRFIN20041124_013905_000001822032_00217_14299_6625.N1	24-NOV-2004 01:39:05	Straylight	182.00	22	32Alp Leo	1.3600	15200.	364	14299	No
33	GOM_NL__2PRFIN20041124_014605_000000402032_00217_14299_6626.N1	24-NOV-2004 01:46:05	Dark	40.000	64	Gam Cen	2.2000	10600.	80	14299	No
34	GOM_NL__2PRFIN20041124_014840_000000442032_00217_14299_6627.N1	24-NOV-2004 01:48:40	Dark	44.000	20	Bet Cru	1.2530	30000.	88	14299	No
35	GOM_NL__2PRFIN20041124_014951_000000492032_00218_14300_6358.N1	24-NOV-2004 01:49:51	Dark	49.000	12	Alp1Cru	0.77500	30000.	98	14300	No
36	GOM_NL__2PRFIN20041124_015217_000000402032_00218_14300_6359.N1	24-NOV-2004 01:52:17	Dark	39.500	124	The Car	2.7640	30000.	79	14300	No
37	GOM_NL__2PRFIN20041124_015640_000000472032_00218_14300_6360.N1	24-NOV-2004 01:56:40	Dark	46.500	41	Eps Car	1.8600	4100.0	93	14300	No
38	GOM_NL__2PRFIN20041124_015813_000000532032_00218_14300_6361.N1	24-NOV-2004 01:58:13	Dark	52.500	34	Gam2Vel	1.7930	23000.	105	14300	No
39	GOM_NL__2PRFIN20041124_020207_000000542032_00218_14300_6362.N1	24-NOV-2004 02:02:07	Dark	53.500	2	Alp Car	-0.73600	7000.0	107	14300	No
40	GOM_NL__2PRFIN20041124_020419_000001122032_00218_14300_6363.N1	24-NOV-2004 02:04:19	Dark	111.50	132	15Rho Pup	2.8030	6900.0	223	14300	No
41	GOM_NL__2PRFIN20041124_020727_000000792032_00218_14300_6364.N1	24-NOV-2004 02:07:27	Dark	78.500	23	21Eps CMa	1.5020	26000.	157	14300	No
42	GOM_NL__2PRFIN20041124_021002_000000412032_00218_14300_6365.N1	24-NOV-2004 02:10:02	Straylight	41.000	157	The1Eri	2.9060	9300.0	82	14300	No

43	GOM_NL__2PRFIN20041124_021455_000001182032_00218_14300_6366.N1	24-NOV-2004 02:14:55	Straylight	117.50	1	9Alp CMa	-1.4400	11000.	235	14300	No
44	GOM_NL__2PRFIN20041124_021858_000000782032_00218_14300_6367.N1	24-NOV-2004 02:18:58	Straylight	78.000	7	19Bet Ori	0.10000	14000.	156	14300	No
45	GOM_NL__2PRFIN20041124_022238_000000812032_00218_14300_6368.N1	24-NOV-2004 02:22:38	Tw_i_and_stray	80.500	30	46Eps Ori	1.6940	30000.	161	14300	No
46	GOM_NL__2PRFIN20041124_022733_000000412032_00218_14300_6369.N1	24-NOV-2004 02:27:33	Bright	41.000	105	6Bet Ari	2.6450	8900.0	82	14300	No
47	GOM_NL__2PRFIN20041124_023122_000000382032_00218_14300_6370.N1	24-NOV-2004 02:31:22	Bright	38.000	173	4Bet Tri	3.0040	8900.0	76	14300	No
48	GOM_NL__2PRFIN20041124_023310_000000412032_00218_14300_6371.N1	24-NOV-2004 02:33:10	Bright	40.500	79	26Bet Per	2.3100	13100.	81	14300	No
49	GOM_NL__2PRFIN20041124_023537_000000392032_00218_14300_6372.N1	24-NOV-2004 02:35:37	Bright	39.000	175	39Del Per	3.0100	19400.	78	14300	No
50	GOM_NL__2PRFIN20041124_023811_000000422032_00218_14300_6373.N1	24-NOV-2004 02:38:11	Bright	41.500	68	18Alp Cas	2.2250	4500.0	83	14300	No
51	GOM_NL__2PRFIN20041124_023926_000000402032_00218_14300_6374.N1	24-NOV-2004 02:39:26	Bright	39.500	74	11Bet Cas	2.2680	6600.0	79	14300	No
52	GOM_NL__2PRFIN20041124_024636_000000352032_00218_14300_6375.N1	24-NOV-2004 02:46:36	Bright	34.500	49	1Alp UMi	1.9900	6300.0	69	14300	No
53	GOM_NL__2PRFIN20041124_025111_000000382032_00218_14300_6376.N1	24-NOV-2004 02:51:11	Bright	37.500	60	7Bet UMi	2.0810	3950.0	75	14300	No
54	GOM_NL__2PRFIN20041124_025327_000000412032_00218_14300_6377.N1	24-NOV-2004 02:53:27	Bright	41.000	119	14Eta Dra	2.7270	4700.0	82	14300	No
55	GOM_NL__2PRFIN20041124_025525_000000442032_00218_14300_6378.N1	24-NOV-2004 02:55:25	Bright	44.000	82	48Bet UMa	2.3650	10600.	88	14300	No
56	GOM_NL__2PRFIN20041124_025658_000000432032_00218_14300_6379.N1	24-NOV-2004 02:56:58	Bright	43.000	87	64Gam UMa	2.4330	11000.	86	14300	No
57	GOM_NL__2PRFIN20041124_025828_000000402032_00218_14300_6380.N1	24-NOV-2004 02:58:28	Bright	40.000	39	85Eta UMa	1.8540	24000.	80	14300	No
58	GOM_NL__2PRFIN20041124_030113_000000372032_00218_14300_6381.N1	24-NOV-2004 03:01:13	Bright	36.500	180	27Gam Boo	3.0400	8000.0	73	14300	No
59	GOM_NL__2PRFIN20041124_030412_000000382032_00218_14300_6382.N1	24-NOV-2004 03:04:12	Bright	38.000	83		2.3780	11000.	76	14300	No
60	GOM_NL__2PRFIN20041124_030643_000000362032_00218_14300_6383.N1	24-NOV-2004 03:06:43	Bright	35.500	3	16Alp Boo	-0.050000	4250.0	71	14300	No
61	GOM_NL__2PRFIN20041124_030934_000000612032_00218_14300_6384.N1	24-NOV-2004 03:09:34	Bright	61.000	96	68Del Leo	2.5600	9300.0	122	14300	No
62	GOM_NL__2PRFIN20041124_031253_000001212032_00218_14300_6385.N1	24-NOV-2004 03:12:53	Tw_i_and_stray	121.00	51	41Gam1Leo	2.0100	4500.0	242	14300	No
63	GOM_NL__2PRFIN20041124_031944_000001792032_00218_14300_6386.N1	24-NOV-2004 03:19:44	Straylight	179.00	22	32Alp Leo	1.3600	15200.	358	14300	No
64	GOM_NL__2PRFIN20041124_032642_000000442032_00218_14300_6387.N1	24-NOV-2004 03:26:42	Dark	43.500	64	Gam Cen	2.2000	10600.	87	14300	No
65	GOM_NL__2PRFIN20041124_032755_000000412032_00218_14300_6388.N1	24-NOV-2004 03:27:55	Dark	40.500	99	Del Cen	2.5750	26000.	81	14300	No
66	GOM_NL__2PRFIN20041124_033254_000000412032_00219_14301_6358.N1	24-NOV-2004 03:32:54	Dark	40.500	124	The Car	2.7640	30000.	81	14301	No
67	GOM_NL__2PRFIN20041124_033718_000000452032_00219_14301_6359.N1	24-NOV-2004 03:37:18	Dark	44.500	41	Eps Car	1.8600	4100.0	89	14301	No
68	GOM_NL__2PRFIN20041124_033851_000000532032_00219_14301_6360.N1	24-NOV-2004 03:38:51	Dark	52.500	34	Gam2Vel	1.7930	23000.	105	14301	No
69	GOM_NL__2PRFIN20041124_034246_000000512032_00219_14301_6361.N1	24-NOV-2004 03:42:46	Dark	50.500	2	Alp Car	-0.73600	7000.0	101	14301	No
70	GOM_NL__2PRFIN20041124_034457_000001122032_00219_14301_6362.N1	24-NOV-2004 03:44:57	Dark	112.00	132	15Rho Pup	2.8030	6900.0	224	14301	No
71	GOM_NL__2PRFIN20041124_034804_000000772032_00219_14301_6363.N1	24-NOV-2004 03:48:04	Dark	76.500	23	21Eps CMa	1.5020	26000.	153	14301	No
72	GOM_NL__2PRFIN20041124_035038_000000432032_00219_14301_6364.N1	24-NOV-2004 03:50:38	Straylight	42.500	157	The1Eri	2.9060	9300.0	85	14301	No
73	GOM_NL__2PRFIN20041124_035530_000001322032_00219_14301_6365.N1	24-NOV-2004 03:55:30	Straylight	132.00	1	9Alp CMa	-1.4400	11000.	264	14301	No
74	GOM_NL__2PRFIN20041124_035934_000000712032_00219_14301_6366.N1	24-NOV-2004 03:59:34	Straylight	71.000	7	19Bet Ori	0.10000	14000.	142	14301	No
75	GOM_NL__2PRFIN20041124_040313_000000822032_00219_14301_6367.N1	24-NOV-2004 04:03:13	Tw_i_and_stray	82.000	30	46Eps Ori	1.6940	30000.	164	14301	No
76	GOM_NL__2PRFIN20041124_040811_000000392032_00219_14301_6368.N1	24-NOV-2004 04:08:11	Bright	39.000	105	6Bet Ari	2.6450	8900.0	78	14301	No
77	GOM_NL__2PRFIN20041124_041159_000000372032_00219_14301_6369.N1	24-NOV-2004 04:11:59	Bright	37.000	173	4Bet Tri	3.0040	8900.0	74	14301	No
78	GOM_NL__2PRFIN20041124_041346_000000402032_00219_14301_6370.N1	24-NOV-2004 04:13:46	Bright	39.500	79	26Bet Per	2.3100	13100.	79	14301	No
79	GOM_NL__2PRFIN20041124_041613_000000392032_00219_14301_6371.N1	24-NOV-2004 04:16:13	Bright	38.500	175	39Del Per	3.0100	19400.	77	14301	No
80	GOM_NL__2PRFIN20041124_041850_000000382032_00219_14301_6372.N1	24-NOV-2004 04:18:50	Bright	37.500	68	18Alp Cas	2.2250	4500.0	75	14301	No
81	GOM_NL__2PRFIN20041124_042003_000000392032_00219_14301_6373.N1	24-NOV-2004 04:20:03	Bright	39.000	74	11Bet Cas	2.2680	6600.0	78	14301	No
82	GOM_NL__2PRFIN20041124_042713_000000392032_00219_14301_6374.N1	24-NOV-2004 04:27:13	Bright	38.500	49	1Alp UMi	1.9900	6300.0	77	14301	No
83	GOM_NL__2PRFIN20041124_043147_000000402032_00219_14301_6375.N1	24-NOV-2004 04:31:47	Bright	40.000	60	7Bet UMi	2.0810	3950.0	80	14301	No
84	GOM_NL__2PRFIN20041124_043405_000000392032_00219_14301_6376.N1	24-NOV-2004 04:34:05	Bright	39.000	119	14Eta Dra	2.7270	4700.0	78	14301	No
85	GOM_NL__2PRFIN20041124_043601_000000462032_00219_14301_6377.N1	24-NOV-2004 04:36:01	Bright	45.500	82	48Bet UMa	2.3650	10600.	91	14301	No
86	GOM_NL__2PRFIN20041124_043733_000000412032_00219_14301_6378.N1	24-NOV-2004 04:37:33	Bright	41.000	87	64Gam UMa	2.4330	11000.	82	14301	No
87	GOM_NL__2PRFIN20041124_043904_000000382032_00219_14301_6379.N1	24-NOV-2004 04:39:04	Bright	37.500	39	85Eta UMa	1.8540	24000.	75	14301	No
88	GOM_NL__2PRFIN20041124_044448_000000372032_00219_14301_6380.N1	24-NOV-2004 04:44:48	Bright	36.500	83		2.3780	11000.	73	14301	No
89	GOM_NL__2PRFIN20041124_044720_000000342032_00219_14301_6381.N1	24-NOV-2004 04:47:20	Bright	34.000	3	16Alp Boo	-0.050000	4250.0	68	14301	No
90	GOM_NL__2PRFIN20041124_045009_000000612032_00219_14301_6382.N1	24-NOV-2004 04:50:09	Bright	61.000	96	68Del Leo	2.5600	9300.0	122	14301	No
91	GOM_NL__2PRFIN20041124_045331_000001262032_00219_14301_6383.N1	24-NOV-2004 04:53:31	Tw_i_and_stray	125.50	51	41Gam1Leo	2.0100	4500.0	251	14301	No
92	GOM_NL__2PRFIN20041124_050024_000001812032_00219_14301_6384.N1	24-NOV-2004 05:00:24	Straylight	180.50	22	32Alp Leo	1.3600	15200.	361	14301	No
93	GOM_NL__2PRFIN20041124_050719_000000422032_00219_14301_6385.N1	24-NOV-2004 05:07:19	Dark	42.000	64	Gam Cen	2.2000	10600.	84	14301	No
94	GOM_NL__2PRFIN20041124_050831_000000422032_00219_14301_6386.N1	24-NOV-2004 05:08:31	Dark	42.000	99	Del Cen	2.5750	26000.	84	14301	No
95	GOM_NL__2PRFIN20041124_051331_000000412032_00220_14302_6358.N1	24-NOV-2004 05:13:31	Dark	41.000	124	The Car	2.7640	30000.	82	14302	No
96	GOM_NL__2PRFIN20041124_051755_000000552032_00220_14302_6359.N1	24-NOV-2004 05:17:55	Dark	55.000	41	Eps Car	1.8600	4100.0	110	14302	No
97	GOM_NL__2PRFIN20041124_051928_000000522032_00220_14302_6360.N1	24-NOV-2004 05:19:28	Dark	52.000	34	Gam2Vel	1.7930	23000.	104	14302	No
98	GOM_NL__2PRFIN20041124_052323_000000592032_00220_14302_6361.N1	24-NOV-2004 05:23:23	Dark	59.000	2	Alp Car	-0.73600	7000.0	118	14302	No
99	GOM_NL__2PRFIN20041124_052533_000001162032_00220_14302_6362.N1	24-NOV-2004 05:25:33	Dark	115.50	132	15Rho Pup	2.8030	6900.0	231	14302	No
100	GOM_NL__2PRFIN20041124_052840_000000792032_00220_14302_6363.N1	24-NOV-2004 05:28:40	Dark	78.500	23	21Eps CMa	1.5020	26000.	157	14302	No
101	GOM_NL__2PRFIN20041124_053115_000000392032_00220_14302_6364.N1	24-NOV-2004 05:31:15	Straylight	39.000	157	The1Eri	2.9060	9300.0	78	14302	No

102	GOM_NL__2PRFIN20041124_053606_000001162032_00220_14302_6365.N1	24-NOV-2004 05:36:06	Straylight	115.50	1	9Alp CMa	-1.4400	11000.	231	14302	No
103	GOM_NL__2PRFIN20041124_054008_000000782032_00220_14302_6366.N1	24-NOV-2004 05:40:08	Straylight	78.000	7	19Bet Ori	0.10000	14000.	156	14302	No
104	GOM_NL__2PRFIN20041124_054348_000000792032_00220_14302_6367.N1	24-NOV-2004 05:43:48	TwI_and_stray	79.000	30	46Eps Ori	1.6940	30000.	158	14302	No
105	GOM_NL__2PRFIN20041124_054848_000000392032_00220_14302_6368.N1	24-NOV-2004 05:48:48	Bright	38.500	105	6Bet Ari	2.6450	8900.0	77	14302	No
106	GOM_NL__2PRFIN20041124_055235_000000372032_00220_14302_6369.N1	24-NOV-2004 05:52:35	Bright	36.500	173	4Bet Tri	3.0040	8900.0	73	14302	No
107	GOM_NL__2PRFIN20041124_055423_000000392032_00220_14302_6370.N1	24-NOV-2004 05:54:23	Bright	38.500	79	26Bet Per	2.3100	13100.	77	14302	No
108	GOM_NL__2PRFIN20041124_055649_000000392032_00220_14302_6371.N1	24-NOV-2004 05:56:49	Bright	39.000	175	39Del Per	3.0100	19400.	78	14302	No
109	GOM_NL__2PRFIN20041124_055925_000000402032_00220_14302_6372.N1	24-NOV-2004 05:59:25	Bright	40.000	68	18Alp Cas	2.2250	4500.0	80	14302	No
110	GOM_NL__2PRFIN20041124_060040_000000372032_00220_14302_6373.N1	24-NOV-2004 06:00:40	Bright	37.000	74	11Bet Cas	2.2680	6600.0	74	14302	No
111	GOM_NL__2PRFIN20041124_060750_000000362032_00220_14302_6374.N1	24-NOV-2004 06:07:50	Bright	36.000	49	1Alp UMi	1.9900	6300.0	72	14302	No
112	GOM_NL__2PRFIN20041124_061223_000000402032_00220_14302_6375.N1	24-NOV-2004 06:12:23	Bright	39.500	60	7Bet UMi	2.0810	3950.0	79	14302	No
113	GOM_NL__2PRFIN20041124_061442_000000392032_00220_14302_6376.N1	24-NOV-2004 06:14:42	Bright	38.500	119	14Eta Dra	2.7270	4700.0	77	14302	No
114	GOM_NL__2PRFIN20041124_061635_000000462032_00220_14302_6377.N1	24-NOV-2004 06:16:35	Bright	45.500	82	48Bet UMa	2.3650	10600.	91	14302	No
115	GOM_NL__2PRFIN20041124_061809_000000442032_00220_14302_6378.N1	24-NOV-2004 06:18:09	Bright	43.500	87	64Gam UMa	2.4330	11000.	87	14302	No
116	GOM_NL__2PRFIN20041124_061941_000000392032_00220_14302_6379.N1	24-NOV-2004 06:19:41	Bright	38.500	39	85Eta UMa	1.8540	24000.	77	14302	No
117	GOM_NL__2PRFIN20041124_062226_000000372032_00220_14302_6380.N1	24-NOV-2004 06:22:26	Bright	37.000	180	27Gam Boo	3.0400	8000.0	74	14302	No
118	GOM_NL__2PRFIN20041124_062525_000000362032_00220_14302_6381.N1	24-NOV-2004 06:25:25	Bright	36.000	83		2.3780	11000.	72	14302	No
119	GOM_NL__2PRFIN20041124_062756_000000352032_00220_14302_6382.N1	24-NOV-2004 06:27:56	Bright	35.000	3	16Alp Boo	-0.050000	4250.0	70	14302	No
120	GOM_NL__2PRFIN20041124_063046_000000612032_00220_14302_6383.N1	24-NOV-2004 06:30:46	Bright	61.000	96	68Del Leo	2.5600	9300.0	122	14302	No
121	GOM_NL__2PRFIN20041124_063408_000001232032_00220_14302_6384.N1	24-NOV-2004 06:34:08	TwI_and_stray	123.00	51	41Gam1Leo	2.0100	4500.0	246	14302	No
122	GOM_NL__2PRFIN20041124_064104_000002022032_00220_14302_6385.N1	24-NOV-2004 06:41:04	Straylight	202.00	22	32Alp Leo	1.3600	15200.	404	14302	No
123	GOM_NL__2PRFIN20041124_064755_000000452032_00220_14302_6386.N1	24-NOV-2004 06:47:55	Dark	45.000	64	Gam Cen	2.2000	10600.	90	14302	No
124	GOM_NL__2PRFIN20041124_064908_000000412032_00220_14302_6387.N1	24-NOV-2004 06:49:08	Dark	40.500	99	Del Cen	2.5750	26000.	81	14302	No
125	GOM_NL__2PRFIN20041124_065408_000000392032_00221_14303_6453.N1	24-NOV-2004 06:54:08	Dark	38.500	124	The Car	2.7640	30000.	77	14303	No
126	GOM_NL__2PRFIN20041124_065832_000000462032_00221_14303_6454.N1	24-NOV-2004 06:58:32	Dark	45.500	41	Eps Car	1.8600	4100.0	91	14303	No
127	GOM_NL__2PRFIN20041124_070005_000000502032_00221_14303_6455.N1	24-NOV-2004 07:00:05	Dark	50.000	34	Gam2Vel	1.7930	23000.	100	14303	No
128	GOM_NL__2PRFIN20041124_070400_000000592032_00221_14303_6456.N1	24-NOV-2004 07:04:00	Dark	59.000	2	Alp Car	-0.73600	7000.0	118	14303	No
129	GOM_NL__2PRFIN20041124_070611_000001152032_00221_14303_6457.N1	24-NOV-2004 07:06:11	Dark	115.00	132	15Rho Pup	2.8030	6900.0	230	14303	No
130	GOM_NL__2PRFIN20041124_070917_000000752032_00221_14303_6458.N1	24-NOV-2004 07:09:17	Dark	75.000	23	21Eps CMa	1.5020	26000.	150	14303	No
131	GOM_NL__2PRFIN20041124_071151_000000412032_00221_14303_6459.N1	24-NOV-2004 07:11:51	Straylight	40.500	157	The1Eri	2.9060	9300.0	81	14303	No
132	GOM_NL__2PRFIN20041124_071642_000001222032_00221_14303_6460.N1	24-NOV-2004 07:16:42	Straylight	121.50	1	9Alp CMa	-1.4400	11000.	243	14303	No
133	GOM_NL__2PRFIN20041124_072046_000000672032_00221_14303_6461.N1	24-NOV-2004 07:20:46	Straylight	67.000	7	19Bet Ori	0.10000	14000.	134	14303	No
134	GOM_NL__2PRFIN20041124_072421_000000782032_00221_14303_6462.N1	24-NOV-2004 07:24:21	TwI_and_stray	77.500	30	46Eps Ori	1.6940	30000.	155	14303	No
135	GOM_NL__2PRFIN20041124_072924_000000372032_00221_14303_6463.N1	24-NOV-2004 07:29:24	Bright	37.000	105	6Bet Ari	2.6450	8900.0	74	14303	No
136	GOM_NL__2PRFIN20041124_073311_000000372032_00221_14303_6464.N1	24-NOV-2004 07:33:11	Bright	36.500	173	4Bet Tri	3.0040	8900.0	73	14303	No
137	GOM_NL__2PRFIN20041124_073458_000000392032_00221_14303_6465.N1	24-NOV-2004 07:34:58	Bright	38.500	79	26Bet Per	2.3100	13100.	77	14303	No
138	GOM_NL__2PRFIN20041124_073725_000000392032_00221_14303_6466.N1	24-NOV-2004 07:37:25	Bright	39.000	175	39Del Per	3.0100	19400.	78	14303	No
139	GOM_NL__2PRFIN20041124_074003_000000382032_00221_14303_6467.N1	24-NOV-2004 07:40:03	Bright	37.500	68	18Alp Cas	2.2250	4500.0	75	14303	No
140	GOM_NL__2PRFIN20041124_074117_000000382032_00221_14303_6468.N1	24-NOV-2004 07:41:17	Bright	37.500	74	11Bet Cas	2.2680	6600.0	75	14303	No
141	GOM_NL__2PRFIN20041124_074826_000000372032_00221_14303_6469.N1	24-NOV-2004 07:48:26	Bright	36.500	49	1Alp UMi	1.9900	6300.0	73	14303	No
142	GOM_NL__2PRFIN20041124_075259_000000382032_00221_14303_6470.N1	24-NOV-2004 07:52:59	Bright	37.500	60	7Bet UMi	2.0810	3950.0	75	14303	No
143	GOM_NL__2PRFIN20041124_075519_000000372032_00221_14303_6471.N1	24-NOV-2004 07:55:19	Bright	36.500	119	14Eta Dra	2.7270	4700.0	73	14303	No
144	GOM_NL__2PRFIN20041124_075712_000000462032_00221_14303_6472.N1	24-NOV-2004 07:57:12	Bright	45.500	82	48Bet UMa	2.3650	10600.	91	14303	No
145	GOM_NL__2PRFIN20041124_075845_000000432032_00221_14303_6473.N1	24-NOV-2004 07:58:45	Bright	42.500	87	64Gam UMa	2.4330	11000.	85	14303	No
146	GOM_NL__2PRFIN20041124_080016_000000372032_00221_14303_6474.N1	24-NOV-2004 08:00:16	Bright	36.500	39	85Eta UMa	1.8540	24000.	73	14303	No
147	GOM_NL__2PRFIN20041124_080302_000000372032_00221_14303_6475.N1	24-NOV-2004 08:03:02	Bright	37.000	180	27Gam Boo	3.0400	8000.0	74	14303	No
148	GOM_NL__2PRFIN20041124_080601_000000372032_00221_14303_6476.N1	24-NOV-2004 08:06:01	Bright	36.500	83		2.3780	11000.	73	14303	No
149	GOM_NL__2PRFIN20041124_080832_000000352032_00221_14303_6477.N1	24-NOV-2004 08:08:32	Bright	35.000	3	16Alp Boo	-0.050000	4250.0	70	14303	No
150	GOM_NL__2PRFIN20041124_081122_000000612032_00221_14303_6478.N1	24-NOV-2004 08:11:22	Bright	60.500	96	68Del Leo	2.5600	9300.0	121	14303	No
151	GOM_NL__2PRFIN20041124_081446_000001212032_00221_14303_6479.N1	24-NOV-2004 08:14:46	TwI_and_stray	120.50	51	41Gam1Leo	2.0100	4500.0	241	14303	No
152	GOM_NL__2PRFIN20041124_082143_000001892032_00221_14303_6480.N1	24-NOV-2004 08:21:43	Straylight	189.00	22	32Alp Leo	1.3600	15200.	378	14303	No
153	GOM_NL__2PRFIN20041124_082831_000000402032_00221_14303_6481.N1	24-NOV-2004 08:28:31	Dark	40.000	64	Gam Cen	2.2000	10600.	80	14303	No
154	GOM_NL__2PRFIN20041124_082944_000000402032_00221_14303_6482.N1	24-NOV-2004 08:29:44	Dark	39.500	99	Del Cen	2.5750	26000.	79	14303	No
155	GOM_NL__2PRFIN20041124_083444_000000392032_00222_14304_6453.N1	24-NOV-2004 08:34:44	Dark	38.500	124	The Car	2.7640	30000.	77	14304	No
156	GOM_NL__2PRFIN20041124_083908_000000462032_00222_14304_6454.N1	24-NOV-2004 08:39:08	Dark	45.500	41	Eps Car	1.8600	4100.0	91	14304	No
157	GOM_NL__2PRFIN20041124_084041_000000582032_00222_14304_6455.N1	24-NOV-2004 08:40:41	Dark	58.000	34	Gam2Vel	1.7930	23000.	116	14304	No
158	GOM_NL__2PRFIN20041124_084436_000000512032_00222_14304_6456.N1	24-NOV-2004 08:44:36	Dark	51.000	2	Alp Car	-0.73600	7000.0	102	14304	No
159	GOM_NL__2PRFIN20041124_084649_000001092032_00222_14304_6457.N1	24-NOV-2004 08:46:49	Dark	109.00	132	15Rho Pup	2.8030	6900.0	218	14304	No
160	GOM_NL__2PRFIN20041124_084954_000000772032_00222_14304_6458.N1	24-NOV-2004 08:49:54	Dark	76.500	23	21Eps CMa	1.5020	26000.	153	14304	No

161	GOM_NL__2PRFIN20041124_085227_000000402032_00222_14304_6459.N1	24-NOV-2004 08:52:27	Straylight	40.000	157	The1Eri	2.9060	9300.0	80	14304	No
162	GOM_NL__2PRFIN20041124_085718_000001232032_00222_14304_6460.N1	24-NOV-2004 08:57:18	Straylight	123.00	1	9Alp CMa	-1.4400	11000.	246	14304	No
163	GOM_NL__2PRFIN20041124_090121_000000722032_00222_14304_6461.N1	24-NOV-2004 09:01:21	Straylight	72.000	7	19Bet Ori	0.10000	14000.	144	14304	No
164	GOM_NL__2PRFIN20041124_090458_000000772032_00222_14304_6462.N1	24-NOV-2004 09:04:58	Twi_and_stray	77.000	30	46Eps Ori	1.6940	30000.	154	14304	No
165	GOM_NL__2PRFIN20041124_091000_000000382032_00222_14304_6463.N1	24-NOV-2004 09:10:00	Bright	37.500	105	6Bet Ari	2.6450	8900.0	75	14304	No
166	GOM_NL__2PRFIN20041124_091347_000000372032_00222_14304_6464.N1	24-NOV-2004 09:13:47	Bright	37.000	173	4Bet Tri	3.0040	8900.0	74	14304	No
167	GOM_NL__2PRFIN20041124_091534_000000402032_00222_14304_6465.N1	24-NOV-2004 09:15:34	Bright	40.000	79	26Bet Per	2.3100	13100.	80	14304	No
168	GOM_NL__2PRFIN20041124_091800_000000402032_00222_14304_6466.N1	24-NOV-2004 09:18:00	Bright	39.500	175	39Del Per	3.0100	19400.	79	14304	No
169	GOM_NL__2PRFIN20041124_092038_000000392032_00222_14304_6467.N1	24-NOV-2004 09:20:38	Bright	39.000	68	18Alp Cas	2.2250	4500.0	78	14304	No
170	GOM_NL__2PRFIN20041124_092152_000000392032_00222_14304_6468.N1	24-NOV-2004 09:21:52	Bright	38.500	74	11Bet Cas	2.2680	6600.0	77	14304	No
171	GOM_NL__2PRFIN20041124_092901_000000392032_00222_14304_6469.N1	24-NOV-2004 09:29:01	Bright	39.000	49	1Alp UMi	1.9900	6300.0	78	14304	No
172	GOM_NL__2PRFIN20041124_093335_000000392032_00222_14304_6470.N1	24-NOV-2004 09:33:35	Bright	39.000	60	7Bet UMi	2.0810	3950.0	78	14304	No
173	GOM_NL__2PRFIN20041124_093552_000000412032_00222_14304_6471.N1	24-NOV-2004 09:35:52	Bright	41.000	119	14Eta Dra	2.7270	4700.0	82	14304	No
174	GOM_NL__2PRFIN20041124_093748_000000452032_00222_14304_6472.N1	24-NOV-2004 09:37:48	Bright	45.000	82	48Bet UMa	2.3650	10600.	90	14304	No
175	GOM_NL__2PRFIN20041124_093920_000000442032_00222_14304_6473.N1	24-NOV-2004 09:39:20	Bright	43.500	87	64Gam UMa	2.4330	11000.	87	14304	No
176	GOM_NL__2PRFIN20041124_094052_000000382032_00222_14304_6474.N1	24-NOV-2004 09:40:52	Bright	37.500	39	85Eta UMa	1.8540	24000.	75	14304	No
177	GOM_NL__2PRFIN20041124_094338_000000382032_00222_14304_6475.N1	24-NOV-2004 09:43:38	Bright	37.500	180	27Gam Boo	3.0400	8000.0	75	14304	No
178	GOM_NL__2PRFIN20041124_094635_000000382032_00222_14304_6476.N1	24-NOV-2004 09:46:35	Bright	38.000	83		2.3780	11000.	76	14304	No
179	GOM_NL__2PRFIN20041124_094908_000000352032_00222_14304_6477.N1	24-NOV-2004 09:49:08	Bright	34.500	3	16Alp Boo	-0.050000	4250.0	69	14304	No
180	GOM_NL__2PRFIN20041124_095200_000000632032_00222_14304_6478.N1	24-NOV-2004 09:52:00	Bright	62.500	96	68Del Leo	2.5600	9300.0	125	14304	No
181	GOM_NL__2PRFIN20041124_095523_000001282032_00222_14304_6479.N1	24-NOV-2004 09:55:23	Twi_and_stray	127.50	51	41Gam1Leo	2.0100	4500.0	255	14304	No
182	GOM_NL__2PRFIN20041124_100223_000001852032_00222_14304_6480.N1	24-NOV-2004 10:02:23	Dark	184.50	22	32Alp Leo	1.3600	15200.	369	14304	No
183	GOM_NL__2PRFIN20041124_100907_000000412032_00222_14304_6481.N1	24-NOV-2004 10:09:07	Dark	40.500	64	Gam Cen	2.2000	10600.	81	14304	No
184	GOM_NL__2PRFIN20041124_101020_000000412032_00222_14304_6482.N1	24-NOV-2004 10:10:20	Dark	40.500	99	Del Cen	2.5750	26000.	81	14304	No
185	GOM_NL__2PRFIN20041124_101520_000000402032_00223_14305_6453.N1	24-NOV-2004 10:15:20	Dark	40.000	124	The Car	2.7640	30000.	80	14305	No
186	GOM_NL__2PRFIN20041124_101945_000000432032_00223_14305_6454.N1	24-NOV-2004 10:19:45	Dark	43.000	41	Eps Car	1.8600	4100.0	86	14305	No
187	GOM_NL__2PRFIN20041124_102119_000000512032_00223_14305_6455.N1	24-NOV-2004 10:21:19	Dark	50.500	34	Gam2Vel	1.7930	23000.	101	14305	No
188	GOM_NL__2PRFIN20041124_102248_000000572032_00223_14305_6456.N1	24-NOV-2004 10:22:48	Dark	57.000	70	Zet Pup	2.2460	39000.	114	14305	No
189	GOM_NL__2PRFIN20041124_102513_000000592032_00223_14305_6457.N1	24-NOV-2004 10:25:13	Dark	59.000	2	Alp Car	-0.73600	7000.0	118	14305	No
190	GOM_NL__2PRFIN20041124_102727_000001052032_00223_14305_6458.N1	24-NOV-2004 10:27:27	Dark	104.50	132	15Rho Pup	2.8030	6900.0	209	14305	No
191	GOM_NL__2PRFIN20041124_103030_000000762032_00223_14305_6459.N1	24-NOV-2004 10:30:30	Dark	76.000	23	21Eps CMa	1.5020	26000.	152	14305	No
192	GOM_NL__2PRFIN20041124_103303_000000392032_00223_14305_6460.N1	24-NOV-2004 10:33:03	Straylight	38.500	157	The1Eri	2.9060	9300.0	77	14305	No
193	GOM_NL__2PRFIN20041124_103754_000001162032_00223_14305_6461.N1	24-NOV-2004 10:37:54	Straylight	116.00	1	9Alp CMa	-1.4400	11000.	232	14305	No
194	GOM_NL__2PRFIN20041124_104158_000000702032_00223_14305_6462.N1	24-NOV-2004 10:41:58	Straylight	70.000	7	19Bet Ori	0.10000	14000.	140	14305	No
195	GOM_NL__2PRFIN20041124_104532_000000772032_00223_14305_6463.N1	24-NOV-2004 10:45:32	Twi_and_stray	77.000	30	46Eps Ori	1.6940	30000.	154	14305	No
196	GOM_NL__2PRFIN20041124_105036_000000382032_00223_14305_6464.N1	24-NOV-2004 10:50:36	Bright	37.500	105	6Bet Ari	2.6450	8900.0	75	14305	No
197	GOM_NL__2PRFIN20041124_105423_000000372032_00223_14305_6465.N1	24-NOV-2004 10:54:23	Bright	36.500	173	4Bet Tri	3.0040	8900.0	73	14305	No
198	GOM_NL__2PRFIN20041124_105610_000000382032_00223_14305_6466.N1	24-NOV-2004 10:56:10	Bright	38.000	79	26Bet Per	2.3100	13100.	76	14305	No
199	GOM_NL__2PRFIN20041124_105836_000000402032_00223_14305_6467.N1	24-NOV-2004 10:58:36	Bright	39.500	175	39Del Per	3.0100	19400.	79	14305	No
200	GOM_NL__2PRFIN20041124_110115_000000402032_00223_14305_6468.N1	24-NOV-2004 11:01:15	Bright	40.000	68	18Alp Cas	2.2250	4500.0	80	14305	No
201	GOM_NL__2PRFIN20041124_110228_000000392032_00223_14305_6469.N1	24-NOV-2004 11:02:28	Bright	38.500	74	11Bet Cas	2.2680	6600.0	77	14305	No
202	GOM_NL__2PRFIN20041124_110937_000000382032_00223_14305_6470.N1	24-NOV-2004 11:09:37	Bright	37.500	49	1Alp UMi	1.9900	6300.0	75	14305	No
203	GOM_NL__2PRFIN20041124_111411_000000372032_00223_14305_6471.N1	24-NOV-2004 11:14:11	Bright	36.500	60	7Bet UMi	2.0810	3950.0	73	14305	No
204	GOM_NL__2PRFIN20041124_111628_000000412032_00223_14305_6472.N1	24-NOV-2004 11:16:28	Bright	41.000	119	14Eta Dra	2.7270	4700.0	82	14305	No
205	GOM_NL__2PRFIN20041124_111823_000000472032_00223_14305_6473.N1	24-NOV-2004 11:18:23	Bright	46.500	82	48Bet UMa	2.3650	10600.	93	14305	No
206	GOM_NL__2PRFIN20041124_111955_000000392032_00223_14305_6474.N1	24-NOV-2004 11:19:55	Bright	38.500	55	79Zet UMa	2.0600	10200.	77	14305	No
207	GOM_NL__2PRFIN20041124_112128_000000372032_00223_14305_6475.N1	24-NOV-2004 11:21:28	Bright	37.000	39	85Eta UMa	1.8540	24000.	74	14305	No
208	GOM_NL__2PRFIN20041124_112414_000000362032_00223_14305_6476.N1	24-NOV-2004 11:24:14	Bright	36.000	180	27Gam Boo	3.0400	8000.0	72	14305	No
209	GOM_NL__2PRFIN20041124_112713_000000352032_00223_14305_6477.N1	24-NOV-2004 11:27:13	Bright	34.500	83		2.3780	11000.	69	14305	No
210	GOM_NL__2PRFIN20041124_112944_000000352032_00223_14305_6478.N1	24-NOV-2004 11:29:44	Bright	34.500	3	16Alp Boo	-0.050000	4250.0	69	14305	No
211	GOM_NL__2PRFIN20041124_113236_000000622032_00223_14305_6479.N1	24-NOV-2004 11:32:36	Bright	62.000	96	68Del Leo	2.5600	9300.0	124	14305	No
212	GOM_NL__2PRFIN20041124_113601_000001262032_00223_14305_6480.N1	24-NOV-2004 11:36:01	Twi_and_stray	126.00	51	41Gam1Leo	2.0100	4500.0	252	14305	No
213	GOM_NL__2PRFIN20041124_114303_000001922032_00223_14305_6481.N1	24-NOV-2004 11:43:03	Dark	192.00	22	32Alp Leo	1.3600	15200.	384	14305	No
214	GOM_NL__2PRFIN20041124_114943_000000432032_00223_14305_6482.N1	24-NOV-2004 11:49:43	Dark	43.000	64	Gam Cen	2.2000	10600.	86	14305	No
215	GOM_NL__2PRFIN20041124_115056_000000442032_00223_14305_6483.N1	24-NOV-2004 11:50:56	Dark	43.500	99	Del Cen	2.5750	26000.	87	14305	No
216	GOM_NL__2PRFIN20041124_115219_000000452032_00223_14305_6484.N1	24-NOV-2004 11:52:19	Dark	44.500	20	Bet Cru	1.2530	30000.	89	14305	No
217	GOM_NL__2PRFIN20041124_115328_000000402032_00224_14306_6453.N1	24-NOV-2004 11:53:28	Dark	40.000	12	Alp1Cru	0.77500	30000.	80	14306	No
218	GOM_NL__2PRFIN20041124_115555_000000412032_00224_14306_6454.N1	24-NOV-2004 11:55:55	Dark	40.500	124	The Car	2.7640	30000.	81	14306	No
219	GOM_NL__2PRFIN20041124_120021_000000462032_00224_14306_6455.N1	24-NOV-2004 12:00:21	Dark	46.000	41	Eps Car	1.8600	4100.0	92	14306	No

220	GOM_NL__2PRFIN20041124_120155_000000502032_00224_14306_6456.N1	24-NOV-2004 12:01:55	Dark	50.000	34	Gam2Vel	1.7930	23000.	100	14306	No
221	GOM_NL__2PRFIN20041124_120324_000000592032_00224_14306_6457.N1	24-NOV-2004 12:03:24	Dark	59.000	70	Zet Pup	2.2460	39000.	118	14306	No
222	GOM_NL__2PRFIN20041124_120548_000000592032_00224_14306_6458.N1	24-NOV-2004 12:05:48	Dark	59.000	2	Alp Car	-0.73600	7000.0	118	14306	No
223	GOM_NL__2PRFIN20041124_120805_000001062032_00224_14306_6459.N1	24-NOV-2004 12:08:05	Dark	105.50	132	15Rho Pup	2.8030	6900.0	211	14306	No
224	GOM_NL__2PRFIN20041124_121108_000000762032_00224_14306_6460.N1	24-NOV-2004 12:11:08	Dark	75.500	23	21Eps CMa	1.5020	26000.	151	14306	No
225	GOM_NL__2PRFIN20041124_121339_000000422032_00224_14306_6461.N1	24-NOV-2004 12:13:39	Straylight	41.500	157	The1Eri	2.9060	9300.0	83	14306	No
226	GOM_NL__2PRFIN20041124_121830_000001282032_00224_14306_6462.N1	24-NOV-2004 12:18:30	Straylight	127.50	1	9Alp CMa	-1.4400	11000.	255	14306	No
227	GOM_NL__2PRFIN20041124_122234_000000772032_00224_14306_6463.N1	24-NOV-2004 12:22:34	Straylight	77.000	7	19Bet Ori	0.10000	14000.	154	14306	No
228	GOM_NL__2PRFIN20041124_122609_000000832032_00224_14306_6464.N1	24-NOV-2004 12:26:09	Tw_i_and_stray	83.000	30	46Eps Ori	1.6940	30000.	166	14306	No
229	GOM_NL__2PRFIN20041124_123111_000000402032_00224_14306_6465.N1	24-NOV-2004 12:31:11	Bright	40.000	105	6Bet Ari	2.6450	8900.0	80	14306	No
230	GOM_NL__2PRFIN20041124_123459_000000372032_00224_14306_6466.N1	24-NOV-2004 12:34:59	Bright	36.500	173	4Bet Tri	3.0040	8900.0	73	14306	No
231	GOM_NL__2PRFIN20041124_123645_000000402032_00224_14306_6467.N1	24-NOV-2004 12:36:45	Bright	39.500	79	26Bet Per	2.3100	13100.	79	14306	No
232	GOM_NL__2PRFIN20041124_123911_000000412032_00224_14306_6468.N1	24-NOV-2004 12:39:11	Bright	40.500	175	39Del Per	3.0100	19400.	81	14306	No
233	GOM_NL__2PRFIN20041124_124150_000000372032_00224_14306_6469.N1	24-NOV-2004 12:41:50	Bright	36.500	68	18Alp Cas	2.2250	4500.0	73	14306	No
234	GOM_NL__2PRFIN20041124_124302_000000422032_00224_14306_6470.N1	24-NOV-2004 12:43:02	Bright	41.500	74	11Bet Cas	2.2680	6600.0	83	14306	No
235	GOM_NL__2PRFIN20041124_125010_000000412032_00224_14306_6471.N1	24-NOV-2004 12:50:10	Bright	40.500	49	1Alp UMi	1.9900	6300.0	81	14306	No
236	GOM_NL__2PRFIN20041124_125447_000000392032_00224_14306_6472.N1	24-NOV-2004 12:54:47	Bright	38.500	60	7Bet UMi	2.0810	3950.0	77	14306	No
237	GOM_NL__2PRFIN20041124_125706_000000392032_00224_14306_6473.N1	24-NOV-2004 12:57:06	Bright	39.000	119	14Eta Dra	2.7270	4700.0	78	14306	No
238	GOM_NL__2PRFIN20041124_125859_000000442032_00224_14306_6474.N1	24-NOV-2004 12:58:59	Bright	44.000	82	48Bet UMa	2.3650	10600.	88	14306	No
239	GOM_NL__2PRFIN20041124_130030_000000382032_00224_14306_6475.N1	24-NOV-2004 13:00:30	Bright	37.500	55	79Zet UMa	2.0600	10200.	75	14306	No
240	GOM_NL__2PRFIN20041124_130204_000000402032_00224_14306_6476.N1	24-NOV-2004 13:02:04	Bright	39.500	39	85Eta UMa	1.8540	24000.	79	14306	No
241	GOM_NL__2PRFIN20041124_130450_000000382032_00224_14306_6477.N1	24-NOV-2004 13:04:50	Bright	37.500	180	27Gam Boo	3.0400	8000.0	75	14306	No
242	GOM_NL__2PRFIN20041124_130747_000000392032_00224_14306_6478.N1	24-NOV-2004 13:07:47	Bright	38.500	83		2.3780	11000.	77	14306	No
243	GOM_NL__2PRFIN20041124_131020_000000352032_00224_14306_6479.N1	24-NOV-2004 13:10:20	Bright	35.000	3	16Alp Boo	-0.050000	4250.0	70	14306	No
244	GOM_NL__2PRFIN20041124_131313_000000842032_00224_14306_6480.N1	24-NOV-2004 13:13:13	Bright	84.000	96	68Del Leo	2.5600	9300.0	168	14306	No
245	GOM_NL__2PRFIN20041124_131638_000001232032_00224_14306_6481.N1	24-NOV-2004 13:16:38	Tw_i_and_stray	122.50	51	41Gam1Leo	2.0100	4500.0	245	14306	No
246	GOM_NL__2PRFIN20041124_132343_000002042032_00224_14306_6482.N1	24-NOV-2004 13:23:43	Dark	203.50	22	32Alp Leo	1.3600	15200.	407	14306	No
247	GOM_NL__2PRFIN20041124_133019_000000402032_00224_14306_6483.N1	24-NOV-2004 13:30:19	Dark	39.500	64	Gam Cen	2.2000	10600.	79	14306	No
248	GOM_NL__2PRFIN20041124_133132_000000422032_00224_14306_6484.N1	24-NOV-2004 13:31:32	Dark	41.500	99	Del Cen	2.5750	26000.	83	14306	No
249	GOM_NL__2PRFIN20041124_133254_000000452032_00224_14306_6485.N1	24-NOV-2004 13:32:54	Dark	44.500	20	Bet Cru	1.2530	30000.	89	14306	No
250	GOM_NL__2PRFIN20041124_133404_000000412032_00225_14307_6453.N1	24-NOV-2004 13:34:04	Dark	41.000	12	Alp1Cru	0.77500	30000.	82	14307	No
251	GOM_NL__2PRFIN20041124_133630_000000422032_00225_14307_6454.N1	24-NOV-2004 13:36:30	Dark	42.000	124	The Car	2.7640	30000.	84	14307	No
252	GOM_NL__2PRFIN20041124_134057_000000462032_00225_14307_6455.N1	24-NOV-2004 13:40:57	Dark	46.000	41	Eps Car	1.8600	4100.0	92	14307	No
253	GOM_NL__2PRFIN20041124_134232_000000502032_00225_14307_6456.N1	24-NOV-2004 13:42:32	Dark	50.000	34	Gam2Vel	1.7930	23000.	100	14307	No
254	GOM_NL__2PRFIN20041124_134401_000000612032_00225_14307_6457.N1	24-NOV-2004 13:44:01	Dark	60.500	70	Zet Pup	2.2460	39000.	121	14307	No
255	GOM_NL__2PRFIN20041124_134624_000000552032_00225_14307_6458.N1	24-NOV-2004 13:46:24	Dark	55.000	2	Alp Car	-0.73600	7000.0	110	14307	No
256	GOM_NL__2PRFIN20041124_134843_000001082032_00225_14307_6459.N1	24-NOV-2004 13:48:43	Dark	108.00	132	15Rho Pup	2.8030	6900.0	216	14307	No
257	GOM_NL__2PRFIN20041124_135144_000000772032_00225_14307_6460.N1	24-NOV-2004 13:51:44	Dark	76.500	23	21Eps CMa	1.5020	26000.	153	14307	No
258	GOM_NL__2PRFIN20041124_135413_000000412032_00225_14307_6461.N1	24-NOV-2004 13:54:13	Straylight	41.000	157	The1Eri	2.9060	9300.0	82	14307	No
259	GOM_NL__2PRFIN20041124_135907_000001102032_00225_14307_6462.N1	24-NOV-2004 13:59:07	Straylight	110.00	1	9Alp CMa	-1.4400	11000.	220	14307	No
260	GOM_NL__2PRFIN20041124_140309_000000772032_00225_14307_6463.N1	24-NOV-2004 14:03:09	Straylight	77.000	7	19Bet Ori	0.10000	14000.	154	14307	No
261	GOM_NL__2PRFIN20041124_140645_000000812032_00225_14307_6464.N1	24-NOV-2004 14:06:45	Tw_i_and_stray	80.500	30	46Eps Ori	1.6940	30000.	161	14307	No
262	GOM_NL__2PRFIN20041124_141147_000000402032_00225_14307_6465.N1	24-NOV-2004 14:11:47	Bright	40.000	105	6Bet Ari	2.6450	8900.0	80	14307	No
263	GOM_NL__2PRFIN20041124_141534_000000392032_00225_14307_6466.N1	24-NOV-2004 14:15:34	Bright	39.000	173	4Bet Tri	3.0040	8900.0	78	14307	No
264	GOM_NL__2PRFIN20041124_141721_000000402032_00225_14307_6467.N1	24-NOV-2004 14:17:21	Bright	40.000	79	26Bet Per	2.3100	13100.	80	14307	No
265	GOM_NL__2PRFIN20041124_141946_000000392032_00225_14307_6468.N1	24-NOV-2004 14:19:46	Bright	39.000	175	39Del Per	3.0100	19400.	78	14307	No
266	GOM_NL__2PRFIN20041124_142227_000000392032_00225_14307_6469.N1	24-NOV-2004 14:22:27	Bright	38.500	68	18Alp Cas	2.2250	4500.0	77	14307	No
267	GOM_NL__2PRFIN20041124_142340_000000402032_00225_14307_6470.N1	24-NOV-2004 14:23:40	Bright	39.500	74	11Bet Cas	2.2680	6600.0	79	14307	No
268	GOM_NL__2PRFIN20041124_143048_000000372032_00225_14307_6471.N1	24-NOV-2004 14:30:48	Bright	37.000	49	1Alp UMi	1.9900	6300.0	74	14307	No
269	GOM_NL__2PRFIN20041124_143523_000000402032_00225_14307_6472.N1	24-NOV-2004 14:35:23	Bright	39.500	60	7Bet UMi	2.0810	3950.0	79	14307	No
270	GOM_NL__2PRFIN20041124_143743_000000392032_00225_14307_6473.N1	24-NOV-2004 14:37:43	Bright	38.500	119	14Eta Dra	2.7270	4700.0	77	14307	No
271	GOM_NL__2PRFIN20041124_143934_000000452032_00225_14307_6474.N1	24-NOV-2004 14:39:34	Bright	44.500	82	48Bet UMa	2.3650	10600.	89	14307	No
272	GOM_NL__2PRFIN20041124_144107_000000402032_00225_14307_6475.N1	24-NOV-2004 14:41:07	Bright	39.500	55	79Zet UMa	2.0600	10200.	79	14307	No
273	GOM_NL__2PRFIN20041124_144240_000000402032_00225_14307_6476.N1	24-NOV-2004 14:42:40	Bright	39.500	39	85Eta UMa	1.8540	24000.	79	14307	No
274	GOM_NL__2PRFIN20041124_144526_000000362032_00225_14307_6477.N1	24-NOV-2004 14:45:26	Bright	36.000	180	27Gam Boo	3.0400	8000.0	72	14307	No
275	GOM_NL__2PRFIN20041124_144825_000000372032_00225_14307_6478.N1	24-NOV-2004 14:48:25	Bright	37.000	83		2.3780	11000.	74	14307	No
276	GOM_NL__2PRFIN20041124_145056_000000352032_00225_14307_6479.N1	24-NOV-2004 14:50:56	Bright	35.000	3	16Alp Boo	-0.050000	4250.0	70	14307	No
277	GOM_NL__2PRFIN20041124_145349_000000592032_00225_14307_6480.N1	24-NOV-2004 14:53:49	Bright	59.000	96	68Del Leo	2.5600	9300.0	118	14307	No
278	GOM_NL__2PRFIN20041124_145716_000001272032_00225_14307_6481.N1	24-NOV-2004 14:57:16	Tw_i_and_stray	127.00	51	41Gam1Leo	2.0100	4500.0	254	14307	No

279	GOM_NL__2PRFIN20041124_150423_000002182032_00225_14307_6482.N1	24-NOV-2004 15:04:23	Dark	217.50	22	32Alp Leo	1.3600	15200.	435	14307	No
280	GOM_NL__2PRFIN20041124_151055_000000432032_00225_14307_6483.N1	24-NOV-2004 15:10:55	Dark	42.500	64	Gam Cen	2.2000	10600.	85	14307	No
281	GOM_NL__2PRFIN20041124_151206_000000432032_00225_14307_6484.N1	24-NOV-2004 15:12:06	Dark	43.000	99	Del Cen	2.5750	26000.	86	14307	No
282	GOM_NL__2PRFIN20041124_151330_000000442032_00225_14307_6485.N1	24-NOV-2004 15:13:30	Dark	44.000	20	Bet Cru	1.2530	30000.	88	14307	No
283	GOM_NL__2PRFIN20041124_151440_000000452032_00226_14308_6453.N1	24-NOV-2004 15:14:40	Dark	44.500	12	Alp1Cru	0.77500	30000.	89	14308	No
284	GOM_NL__2PRFIN20041124_151707_000000422032_00226_14308_6454.N1	24-NOV-2004 15:17:07	Dark	42.000	124	The Car	2.7640	30000.	84	14308	No
285	GOM_NL__2PRFIN20041124_152133_000000472032_00226_14308_6455.N1	24-NOV-2004 15:21:33	Dark	47.000	41	Eps Car	1.8600	4100.0	94	14308	No
286	GOM_NL__2PRFIN20041124_152309_000000512032_00226_14308_6456.N1	24-NOV-2004 15:23:09	Dark	51.000	34	Gam2Vel	1.7930	23000.	102	14308	No
287	GOM_NL__2PRFIN20041124_152437_000000582032_00226_14308_6457.N1	24-NOV-2004 15:24:37	Dark	58.000	70	Zet Pup	2.2460	39000.	116	14308	No
288	GOM_NL__2PRFIN20041124_152701_000000592032_00226_14308_6458.N1	24-NOV-2004 15:27:01	Dark	59.000	2	Alp Car	-0.73600	7000.0	118	14308	No
289	GOM_NL__2PRFIN20041124_152920_000001052032_00226_14308_6459.N1	24-NOV-2004 15:29:20	Dark	105.00	132	15Rho Pup	2.8030	6900.0	210	14308	No
290	GOM_NL__2PRFIN20041124_153221_000000752032_00226_14308_6460.N1	24-NOV-2004 15:32:21	Dark	75.000	23	21Eps CMa	1.5020	26000.	150	14308	No
291	GOM_NL__2PRFIN20041124_153449_000000422032_00226_14308_6461.N1	24-NOV-2004 15:34:49	Straylight	41.500	157	The1Eri	2.9060	9300.0	83	14308	No
292	GOM_NL__2PRFIN20041124_153943_000001242032_00226_14308_6462.N1	24-NOV-2004 15:39:43	Straylight	124.00	1	9Alp CMa	-1.4400	11000.	248	14308	No
293	GOM_NL__2PRFIN20041124_154345_000000722032_00226_14308_6463.N1	24-NOV-2004 15:43:45	Straylight	71.500	7	19Bet Ori	0.10000	14000.	143	14308	No
294	GOM_NL__2PRFIN20041124_154720_000000772032_00226_14308_6464.N1	24-NOV-2004 15:47:20	Tw_i_and_stray	77.000	30	46Eps Ori	1.6940	30000.	154	14308	No
295	GOM_NL__2PRFIN20041124_155222_000000402032_00226_14308_6465.N1	24-NOV-2004 15:52:22	Bright	40.000	105	6Bet Ari	2.6450	8900.0	80	14308	No
296	GOM_NL__2PRFIN20041124_155610_000000382032_00226_14308_6466.N1	24-NOV-2004 15:56:10	Bright	37.500	173	4Bet Tri	3.0040	8900.0	75	14308	No
297	GOM_NL__2PRFIN20041124_155757_000000392032_00226_14308_6467.N1	24-NOV-2004 15:57:57	Bright	39.000	79	26Bet Per	2.3100	13100.	78	14308	No
298	GOM_NL__2PRFIN20041124_160022_000000392032_00226_14308_6468.N1	24-NOV-2004 16:00:22	Bright	38.500	175	39Del Per	3.0100	19400.	77	14308	No
299	GOM_NL__2PRFIN20041124_160303_000000402032_00226_14308_6469.N1	24-NOV-2004 16:03:03	Bright	39.500	68	18Alp Cas	2.2250	4500.0	79	14308	No
300	GOM_NL__2PRFIN20041124_160417_000000402032_00226_14308_6470.N1	24-NOV-2004 16:04:17	Bright	39.500	74	11Bet Cas	2.2680	6600.0	79	14308	No
301	GOM_NL__2PRFIN20041124_161122_000000412032_00226_14308_6471.N1	24-NOV-2004 16:11:22	Bright	40.500	49	1Alp UMi	1.9900	6300.0	81	14308	No
302	GOM_NL__2PRFIN20041124_161600_000000402032_00226_14308_6472.N1	24-NOV-2004 16:16:00	Bright	40.000	60	7Bet UMi	2.0810	3950.0	80	14308	No
303	GOM_NL__2PRFIN20041124_161819_000000402032_00226_14308_6473.N1	24-NOV-2004 16:18:19	Bright	39.500	119	14Eta Dra	2.7270	4700.0	79	14308	No
304	GOM_NL__2PRFIN20041124_162010_000000452032_00226_14308_6474.N1	24-NOV-2004 16:20:10	Bright	44.500	82	48Bet UMa	2.3650	10600.	89	14308	No
305	GOM_NL__2PRFIN20041124_162142_000000532032_00226_14308_6475.N1	24-NOV-2004 16:21:42	Bright	53.000	55	79Zet UMa	2.0600	10200.	106	14308	No
306	GOM_NL__2PRFIN20041124_162316_000000402032_00226_14308_6476.N1	24-NOV-2004 16:23:16	Bright	39.500	39	85Eta UMa	1.8540	24000.	79	14308	No
307	GOM_NL__2PRFIN20041124_162601_000000382032_00226_14308_6477.N1	24-NOV-2004 16:26:01	Bright	38.000	180	27Gam Boo	3.0400	8000.0	76	14308	No
308	GOM_NL__2PRFIN20041124_162859_000000392032_00226_14308_6478.N1	24-NOV-2004 16:28:59	Bright	39.000	83		2.3780	11000.	78	14308	No
309	GOM_NL__2PRFIN20041124_163133_000000362032_00226_14308_6479.N1	24-NOV-2004 16:31:33	Bright	35.500	3	16Alp Boo	-0.050000	4250.0	71	14308	No
310	GOM_NL__2PRFIN20041124_163425_000000632032_00226_14308_6480.N1	24-NOV-2004 16:34:25	Bright	63.000	96	68Del Leo	2.5600	9300.0	126	14308	No
311	GOM_NL__2PRFIN20041124_163753_000001212032_00226_14308_6481.N1	24-NOV-2004 16:37:53	Tw_i_and_stray	121.00	51	41Gam1Leo	2.0100	4500.0	242	14308	No
312	GOM_NL__2PRFIN20041124_164503_000002092032_00226_14308_6482.N1	24-NOV-2004 16:45:03	Dark	208.50	22	32Alp Leo	1.3600	15200.	417	14308	No
313	GOM_NL__2PRFIN20041124_165132_000000412032_00226_14308_6483.N1	24-NOV-2004 16:51:32	Dark	40.500	64	Gam Cen	2.2000	10600.	81	14308	No
314	GOM_NL__2PRFIN20041124_165245_000000422032_00226_14308_6484.N1	24-NOV-2004 16:52:45	Dark	41.500	99	Del Cen	2.5750	26000.	83	14308	No
315	GOM_NL__2PRFIN20041124_165407_000000462032_00226_14308_6485.N1	24-NOV-2004 16:54:07	Dark	45.500	20	Bet Cru	1.2530	30000.	91	14308	No
316	GOM_NL__2PRFIN20041124_165517_000000392032_00227_14309_6534.N1	24-NOV-2004 16:55:17	Dark	38.500	12	Alp1Cru	0.77500	30000.	77	14309	No
317	GOM_NL__2PRFIN20041124_165746_000000392032_00227_14309_6535.N1	24-NOV-2004 16:57:46	Dark	38.500	124	The Car	2.7640	30000.	77	14309	No
318	GOM_NL__2PRFIN20041124_170211_000000442032_00227_14309_6536.N1	24-NOV-2004 17:02:11	Dark	44.000	41	Eps Car	1.8600	4100.0	88	14309	No
319	GOM_NL__2PRFIN20041124_170346_000000512032_00227_14309_6537.N1	24-NOV-2004 17:03:46	Dark	50.500	34	Gam2Vel	1.7930	23000.	101	14309	No
320	GOM_NL__2PRFIN20041124_170516_000000682032_00227_14309_6538.N1	24-NOV-2004 17:05:16	Dark	67.500	70	Zet Pup	2.2460	39000.	135	14309	No
321	GOM_NL__2PRFIN20041124_170738_000000592032_00227_14309_6539.N1	24-NOV-2004 17:07:38	Dark	59.000	2	Alp Car	-0.73600	7000.0	118	14309	No
322	GOM_NL__2PRFIN20041124_170958_000001092032_00227_14309_6540.N1	24-NOV-2004 17:09:58	Dark	108.50	132	15Rho Pup	2.8030	6900.0	217	14309	No
323	GOM_NL__2PRFIN20041124_171259_000000742032_00227_14309_6541.N1	24-NOV-2004 17:12:59	Dark	74.000	23	21Eps CMa	1.5020	26000.	148	14309	No
324	GOM_NL__2PRFIN20041124_171527_000000412032_00227_14309_6542.N1	24-NOV-2004 17:15:27	Straylight	40.500	157	The1Eri	2.9060	9300.0	81	14309	No
325	GOM_NL__2PRFIN20041124_172019_000001172032_00227_14309_6543.N1	24-NOV-2004 17:20:19	Straylight	116.50	1	9Alp CMa	-1.4400	11000.	233	14309	No
326	GOM_NL__2PRFIN20041124_172421_000000682032_00227_14309_6544.N1	24-NOV-2004 17:24:21	Straylight	67.500	7	19Bet Ori	0.10000	14000.	135	14309	No
327	GOM_NL__2PRFIN20041124_172756_000000732032_00227_14309_6545.N1	24-NOV-2004 17:27:56	Tw_i_and_stray	73.000	30	46Eps Ori	1.6940	30000.	146	14309	No
328	GOM_NL__2PRFIN20041124_173300_000000402032_00227_14309_6546.N1	24-NOV-2004 17:33:00	Bright	39.500	105	6Bet Ari	2.6450	8900.0	79	14309	No
329	GOM_NL__2PRFIN20041124_173646_000000382032_00227_14309_6547.N1	24-NOV-2004 17:36:46	Bright	37.500	173	4Bet Tri	3.0040	8900.0	75	14309	No
330	GOM_NL__2PRFIN20041124_173833_000000382032_00227_14309_6548.N1	24-NOV-2004 17:38:33	Bright	37.500	79	26Bet Per	2.3100	13100.	75	14309	No
331	GOM_NL__2PRFIN20041124_174058_000000402032_00227_14309_6549.N1	24-NOV-2004 17:40:58	Bright	40.000	175	39Del Per	3.0100	19400.	80	14309	No
332	GOM_NL__2PRFIN20041124_174339_000000412032_00227_14309_6550.N1	24-NOV-2004 17:43:39	Bright	41.000	68	18Alp Cas	2.2250	4500.0	82	14309	No
333	GOM_NL__2PRFIN20041124_174453_000000402032_00227_14309_6551.N1	24-NOV-2004 17:44:53	Bright	39.500	74	11Bet Cas	2.2680	6600.0	79	14309	No
334	GOM_NL__2PRFIN20041124_175200_000000382032_00227_14309_6552.N1	24-NOV-2004 17:52:00	Bright	38.000	49	1Alp UMi	1.9900	6300.0	76	14309	No
335	GOM_NL__2PRFIN20041124_175636_000000382032_00227_14309_6553.N1	24-NOV-2004 17:56:36	Bright	37.500	60	7Bet UMi	2.0810	3950.0	75	14309	No
336	GOM_NL__2PRFIN20041124_175853_000000412032_00227_14309_6554.N1	24-NOV-2004 17:58:53	Bright	41.000	119	14Eta Dra	2.7270	4700.0	82	14309	No
337	GOM_NL__2PRFIN20041124_180046_000000452032_00227_14309_6555.N1	24-NOV-2004 18:00:46	Bright	44.500	82	48Bet UMa	2.3650	10600.	89	14309	No

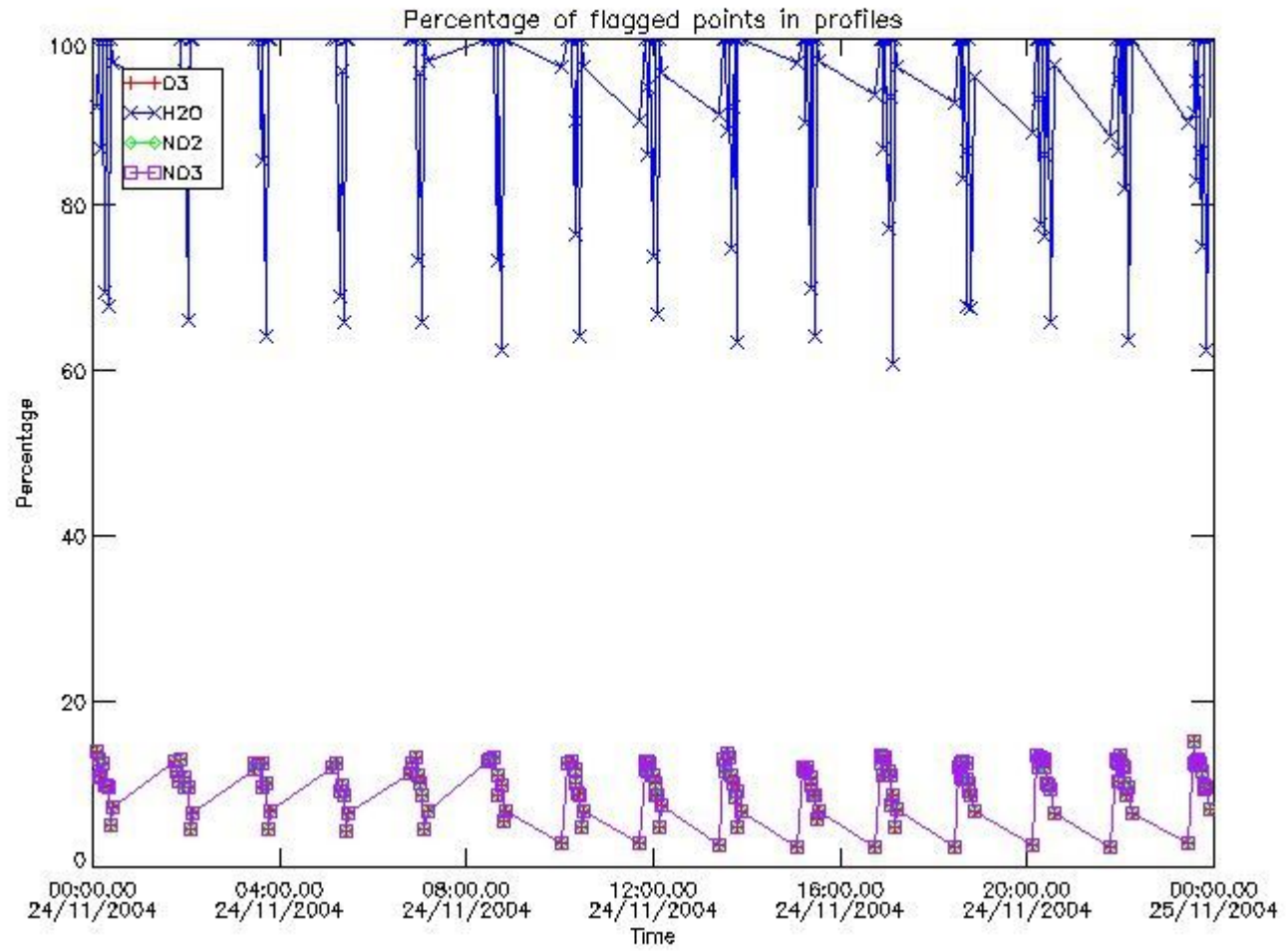
338	GOM_NL__2PRFIN20041124_180218_000000372032_00227_14309_6556.N1	24-NOV-2004 18:02:18	Bright	37.000	55	79Zet UMa	2.0600	10200.	74	14309	No
339	GOM_NL__2PRFIN20041124_180352_000000362032_00227_14309_6557.N1	24-NOV-2004 18:03:52	Bright	36.000	39	85Eta UMa	1.8540	24000.	72	14309	No
340	GOM_NL__2PRFIN20041124_180639_000000362032_00227_14309_6558.N1	24-NOV-2004 18:06:39	Bright	35.500	180	27Gam Boo	3.0400	8000.0	71	14309	No
341	GOM_NL__2PRFIN20041124_180937_000000362032_00227_14309_6559.N1	24-NOV-2004 18:09:37	Bright	36.000	83		2.3780	11000.	72	14309	No
342	GOM_NL__2PRFIN20041124_181209_000000362032_00227_14309_6560.N1	24-NOV-2004 18:12:09	Bright	36.000	3	16Alp Boo	-0.050000	4250.0	72	14309	No
343	GOM_NL__2PRFIN20041124_181502_000000612032_00227_14309_6561.N1	24-NOV-2004 18:15:02	Bright	61.000	96	68Del Leo	2.5600	9300.0	122	14309	No
344	GOM_NL__2PRFIN20041124_181831_000001282032_00227_14309_6562.N1	24-NOV-2004 18:18:31	Twilight	128.00	51	41Gam1Leo	2.0100	4500.0	256	14309	No
345	GOM_NL__2PRFIN20041124_182543_000002112032_00227_14309_6563.N1	24-NOV-2004 18:25:43	Dark	211.00	22	32Alp Leo	1.3600	15200.	422	14309	No
346	GOM_NL__2PRFIN20041124_183209_000000422032_00227_14309_6564.N1	24-NOV-2004 18:32:09	Dark	42.000	64	Gam Cen	2.2000	10600.	84	14309	No
347	GOM_NL__2PRFIN20041124_183322_000000412032_00227_14309_6565.N1	24-NOV-2004 18:33:22	Dark	40.500	99	Del Cen	2.5750	26000.	81	14309	No
348	GOM_NL__2PRFIN20041124_183443_000000472032_00227_14309_6566.N1	24-NOV-2004 18:34:43	Dark	46.500	20	Bet Cru	1.2530	30000.	93	14309	No
349	GOM_NL__2PRFIN20041124_183553_000000482032_00228_14310_6453.N1	24-NOV-2004 18:35:53	Dark	48.000	12	Alp1Cru	0.77500	30000.	96	14310	No
350	GOM_NL__2PRFIN20041124_183822_000000402032_00228_14310_6454.N1	24-NOV-2004 18:38:22	Dark	40.000	124	The Car	2.7640	30000.	80	14310	No
351	GOM_NL__2PRFIN20041124_184112_000000412032_00228_14310_6455.N1	24-NOV-2004 18:41:12	Dark	41.000	29	Bet Car	1.6720	10200.	82	14310	No
352	GOM_NL__2PRFIN20041124_184247_000000492032_00228_14310_6456.N1	24-NOV-2004 18:42:47	Dark	48.500	41	Eps Car	1.8600	4100.0	97	14310	No
353	GOM_NL__2PRFIN20041124_184423_000000502032_00228_14310_6457.N1	24-NOV-2004 18:44:23	Dark	50.000	34	Gam2Vel	1.7930	23000.	100	14310	No
354	GOM_NL__2PRFIN20041124_184552_000000552032_00228_14310_6458.N1	24-NOV-2004 18:45:52	Dark	55.000	70	Zet Pup	2.2460	39000.	110	14310	No
355	GOM_NL__2PRFIN20041124_184815_000000592032_00228_14310_6459.N1	24-NOV-2004 18:48:15	Dark	58.500	2	Alp Car	-0.73600	7000.0	117	14310	No
356	GOM_NL__2PRFIN20041124_185336_000000772032_00228_14310_6460.N1	24-NOV-2004 18:53:36	Dark	76.500	23	21Eps CMa	1.5020	26000.	153	14310	No
357	GOM_NL__2PRFIN20041124_185603_000000432032_00228_14310_6461.N1	24-NOV-2004 18:56:03	Straylight	42.500	157	The1Eri	2.9060	9300.0	85	14310	No
358	GOM_NL__2PRFIN20041124_190055_000001362032_00228_14310_6462.N1	24-NOV-2004 19:00:55	Straylight	135.50	1	9Alp CMa	-1.4400	11000.	271	14310	No
359	GOM_NL__2PRFIN20041124_190457_000000692032_00228_14310_6463.N1	24-NOV-2004 19:04:57	Straylight	69.000	7	19Bet Ori	0.10000	14000.	138	14310	No
360	GOM_NL__2PRFIN20041124_190830_000000752032_00228_14310_6464.N1	24-NOV-2004 19:08:30	Twilight	74.500	30	46Eps Ori	1.6940	30000.	149	14310	No
361	GOM_NL__2PRFIN20041124_191337_000000382032_00228_14310_6465.N1	24-NOV-2004 19:13:37	Bright	37.500	105	6Bet Ari	2.6450	8900.0	75	14310	No
362	GOM_NL__2PRFIN20041124_191723_000000382032_00228_14310_6466.N1	24-NOV-2004 19:17:23	Bright	37.500	173	4Bet Tri	3.0040	8900.0	75	14310	No
363	GOM_NL__2PRFIN20041124_191909_000000402032_00228_14310_6467.N1	24-NOV-2004 19:19:09	Bright	40.000	79	26Bet Per	2.3100	13100.	80	14310	No
364	GOM_NL__2PRFIN20041124_192134_000000382032_00228_14310_6468.N1	24-NOV-2004 19:21:34	Bright	38.000	175	39Del Per	3.0100	19400.	76	14310	No
365	GOM_NL__2PRFIN20041124_192415_000000392032_00228_14310_6469.N1	24-NOV-2004 19:24:15	Bright	38.500	68	18Alp Cas	2.2250	4500.0	77	14310	No
366	GOM_NL__2PRFIN20041124_192529_000000392032_00228_14310_6470.N1	24-NOV-2004 19:25:29	Bright	39.000	74	11Bet Cas	2.2680	6600.0	78	14310	No
367	GOM_NL__2PRFIN20041124_193236_000000392032_00228_14310_6471.N1	24-NOV-2004 19:32:36	Bright	39.000	49	1Alp UMi	1.9900	6300.0	78	14310	No
368	GOM_NL__2PRFIN20041124_193711_000000392032_00228_14310_6472.N1	24-NOV-2004 19:37:11	Bright	38.500	60	7Bet UMi	2.0810	3950.0	77	14310	No
369	GOM_NL__2PRFIN20041124_193931_000000402032_00228_14310_6473.N1	24-NOV-2004 19:39:31	Bright	40.000	119	14Eta Dra	2.7270	4700.0	80	14310	No
370	GOM_NL__2PRFIN20041124_194121_000000452032_00228_14310_6474.N1	24-NOV-2004 19:41:21	Bright	44.500	82	48Bet UMa	2.3650	10600.	89	14310	No
371	GOM_NL__2PRFIN20041124_194255_000000392032_00228_14310_6475.N1	24-NOV-2004 19:42:55	Bright	39.000	55	79Zet UMa	2.0600	10200.	78	14310	No
372	GOM_NL__2PRFIN20041124_194428_000000532032_00228_14310_6476.N1	24-NOV-2004 19:44:28	Bright	53.000	39	85Eta UMa	1.8540	24000.	106	14310	No
373	GOM_NL__2PRFIN20041124_194715_000000372032_00228_14310_6477.N1	24-NOV-2004 19:47:15	Bright	36.500	180	27Gam Boo	3.0400	8000.0	73	14310	No
374	GOM_NL__2PRFIN20041124_195014_000000352032_00228_14310_6478.N1	24-NOV-2004 19:50:14	Bright	35.000	83		2.3780	11000.	70	14310	No
375	GOM_NL__2PRFIN20041124_195245_000000362032_00228_14310_6479.N1	24-NOV-2004 19:52:45	Bright	35.500	3	16Alp Boo	-0.050000	4250.0	71	14310	No
376	GOM_NL__2PRFIN20041124_195539_000000602032_00228_14310_6480.N1	24-NOV-2004 19:55:39	Bright	59.500	96	68Del Leo	2.5600	9300.0	119	14310	No
377	GOM_NL__2PRFIN20041124_195908_000001292032_00228_14310_6481.N1	24-NOV-2004 19:59:08	Twilight	128.50	51	41Gam1Leo	2.0100	4500.0	257	14310	No
378	GOM_NL__2PRFIN20041124_200623_000002232032_00228_14310_6482.N1	24-NOV-2004 20:06:23	Dark	223.00	22	32Alp Leo	1.3600	15200.	446	14310	No
379	GOM_NL__2PRFIN20041124_201245_000000382032_00228_14310_6483.N1	24-NOV-2004 20:12:45	Dark	38.000	64	Gam Cen	2.2000	10600.	76	14310	No
380	GOM_NL__2PRFIN20041124_201358_000000402032_00228_14310_6484.N1	24-NOV-2004 20:13:58	Dark	40.000	99	Del Cen	2.5750	26000.	80	14310	No
381	GOM_NL__2PRFIN20041124_201519_000000422032_00228_14310_6485.N1	24-NOV-2004 20:15:19	Dark	42.000	20	Bet Cru	1.2530	30000.	84	14310	No
382	GOM_NL__2PRFIN20041124_201629_000000392032_00229_14311_6453.N1	24-NOV-2004 20:16:29	Dark	38.500	12	Alp1Cru	0.77500	30000.	77	14311	No
383	GOM_NL__2PRFIN20041124_201859_000000392032_00229_14311_6454.N1	24-NOV-2004 20:18:59	Dark	39.000	124	The Car	2.7640	30000.	78	14311	No
384	GOM_NL__2PRFIN20041124_202149_000000402032_00229_14311_6455.N1	24-NOV-2004 20:21:49	Dark	39.500	29	Bet Car	1.6720	10200.	79	14311	No
385	GOM_NL__2PRFIN20041124_202324_000000472032_00229_14311_6456.N1	24-NOV-2004 20:23:24	Dark	46.500	41	Eps Car	1.8600	4100.0	93	14311	No
386	GOM_NL__2PRFIN20041124_202500_000000502032_00229_14311_6457.N1	24-NOV-2004 20:25:00	Dark	50.000	34	Gam2Vel	1.7930	23000.	100	14311	No
387	GOM_NL__2PRFIN20041124_202630_000000572032_00229_14311_6458.N1	24-NOV-2004 20:26:30	Dark	56.500	70	Zet Pup	2.2460	39000.	113	14311	No
388	GOM_NL__2PRFIN20041124_202851_000000552032_00229_14311_6459.N1	24-NOV-2004 20:28:51	Dark	54.500	2	Alp Car	-0.73600	7000.0	109	14311	No
389	GOM_NL__2PRFIN20041124_203412_000000782032_00229_14311_6460.N1	24-NOV-2004 20:34:12	Dark	77.500	23	21Eps CMa	1.5020	26000.	155	14311	No
390	GOM_NL__2PRFIN20041124_203640_000000422032_00229_14311_6461.N1	24-NOV-2004 20:36:40	Straylight	42.000	157	The1Eri	2.9060	9300.0	84	14311	No
391	GOM_NL__2PRFIN20041124_204131_000001192032_00229_14311_6462.N1	24-NOV-2004 20:41:31	Straylight	118.50	1	9Alp CMa	-1.4400	11000.	237	14311	No
392	GOM_NL__2PRFIN20041124_204532_000000752032_00229_14311_6463.N1	24-NOV-2004 20:45:32	Straylight	74.500	7	19Bet Ori	0.10000	14000.	149	14311	No
393	GOM_NL__2PRFIN20041124_204906_000000742032_00229_14311_6464.N1	24-NOV-2004 20:49:06	Twilight	74.000	30	46Eps Ori	1.6940	30000.	148	14311	No
394	GOM_NL__2PRFIN20041124_205413_000000382032_00229_14311_6465.N1	24-NOV-2004 20:54:13	Bright	38.000	105	6Bet Ari	2.6450	8900.0	76	14311	No
395	GOM_NL__2PRFIN20041124_205759_000000372032_00229_14311_6466.N1	24-NOV-2004 20:57:59	Bright	37.000	173	4Bet Tri	3.0040	8900.0	74	14311	No
396	GOM_NL__2PRFIN20041124_205945_000000382032_00229_14311_6467.N1	24-NOV-2004 20:59:45	Bright	38.000	79	26Bet Per	2.3100	13100.	76	14311	No

397	GOM_NL__2PRFIN20041124_210210_000000392032_00229_14311_6468.N1	24-NOV-2004 21:02:10	Bright	39.000	175	39Del Per	3.0100	19400.	78	14311	No
398	GOM_NL__2PRFIN20041124_210452_000000402032_00229_14311_6469.N1	24-NOV-2004 21:04:52	Bright	40.000	68	18Alp Cas	2.2250	4500.0	80	14311	No
399	GOM_NL__2PRFIN20041124_210606_000000392032_00229_14311_6470.N1	24-NOV-2004 21:06:06	Bright	38.500	74	11Bet Cas	2.2680	6600.0	77	14311	No
400	GOM_NL__2PRFIN20041124_211312_000000392032_00229_14311_6471.N1	24-NOV-2004 21:13:12	Bright	39.000	49	1Alp UMi	1.9900	6300.0	78	14311	No
401	GOM_NL__2PRFIN20041124_211747_000000352032_00229_14311_6472.N1	24-NOV-2004 21:17:47	Bright	35.000	60	7Bet UMi	2.0810	3950.0	70	14311	No
402	GOM_NL__2PRFIN20041124_212006_000000412032_00229_14311_6473.N1	24-NOV-2004 21:20:06	Bright	41.000	119	14Eta Dra	2.7270	4700.0	82	14311	No
403	GOM_NL__2PRFIN20041124_212157_000000462032_00229_14311_6474.N1	24-NOV-2004 21:21:57	Bright	46.000	82	48Bet UMa	2.3650	10600.	92	14311	No
404	GOM_NL__2PRFIN20041124_212331_000000392032_00229_14311_6475.N1	24-NOV-2004 21:23:31	Bright	38.500	55	79Zet UMa	2.0600	10200.	77	14311	No
405	GOM_NL__2PRFIN20041124_212504_000000532032_00229_14311_6476.N1	24-NOV-2004 21:25:04	Bright	53.000	39	85Eta UMa	1.8540	24000.	106	14311	No
406	GOM_NL__2PRFIN20041124_212751_000000362032_00229_14311_6477.N1	24-NOV-2004 21:27:51	Bright	35.500	180	27Gam Boo	3.0400	8000.0	71	14311	No
407	GOM_NL__2PRFIN20041124_213050_000000362032_00229_14311_6478.N1	24-NOV-2004 21:30:50	Bright	36.000	83		2.3780	11000.	72	14311	No
408	GOM_NL__2PRFIN20041124_213321_000000362032_00229_14311_6479.N1	24-NOV-2004 21:33:21	Bright	35.500	3	16Alp Boo	-0.050000	4250.0	71	14311	No
409	GOM_NL__2PRFIN20041124_213615_000000602032_00229_14311_6480.N1	24-NOV-2004 21:36:15	Bright	59.500	96	68Del Leo	2.5600	9300.0	119	14311	No
410	GOM_NL__2PRFIN20041124_213945_000001352032_00229_14311_6481.N1	24-NOV-2004 21:39:45	Tw_i_and_stray	134.50	51	41Gam1Leo	2.0100	4500.0	269	14311	No
411	GOM_NL__2PRFIN20041124_214703_000002402032_00229_14311_6482.N1	24-NOV-2004 21:47:03	Dark	239.50	22	32Alp Leo	1.3600	15200.	479	14311	No
412	GOM_NL__2PRFIN20041124_215321_000000402032_00229_14311_6483.N1	24-NOV-2004 21:53:21	Dark	40.000	64	Gam Cen	2.2000	10600.	80	14311	No
413	GOM_NL__2PRFIN20041124_215435_000000402032_00229_14311_6484.N1	24-NOV-2004 21:54:35	Dark	39.500	99	Del Cen	2.5750	26000.	79	14311	No
414	GOM_NL__2PRFIN20041124_215555_000000412032_00229_14311_6485.N1	24-NOV-2004 21:55:55	Dark	41.000	20	Bet Cru	1.2530	30000.	82	14311	No
415	GOM_NL__2PRFIN20041124_215706_000000492032_00230_14312_6453.N1	24-NOV-2004 21:57:06	Dark	49.000	12	Alp1Cru	0.77500	30000.	98	14312	No
416	GOM_NL__2PRFIN20041124_215935_000000382032_00230_14312_6454.N1	24-NOV-2004 21:59:35	Dark	38.000	124	The Car	2.7640	30000.	76	14312	No
417	GOM_NL__2PRFIN20041124_220225_000000422032_00230_14312_6455.N1	24-NOV-2004 22:02:25	Dark	41.500	29	Bet Car	1.6720	10200.	83	14312	No
418	GOM_NL__2PRFIN20041124_220400_000000422032_00230_14312_6456.N1	24-NOV-2004 22:04:00	Dark	42.000	41	Eps Car	1.8600	4100.0	84	14312	No
419	GOM_NL__2PRFIN20041124_220536_000000512032_00230_14312_6457.N1	24-NOV-2004 22:05:36	Dark	50.500	34	Gam2Vel	1.7930	23000.	101	14312	No
420	GOM_NL__2PRFIN20041124_220706_000000582032_00230_14312_6458.N1	24-NOV-2004 22:07:06	Dark	58.000	70	Zet Pup	2.2460	39000.	116	14312	No
421	GOM_NL__2PRFIN20041124_220927_000000532032_00230_14312_6459.N1	24-NOV-2004 22:09:27	Dark	52.500	2	Alp Car	-0.73600	7000.0	105	14312	No
422	GOM_NL__2PRFIN20041124_221448_000000792032_00230_14312_6460.N1	24-NOV-2004 22:14:48	Dark	79.000	23	21Eps CMa	1.5020	26000.	158	14312	No
423	GOM_NL__2PRFIN20041124_221716_000000422032_00230_14312_6461.N1	24-NOV-2004 22:17:16	Straylight	42.000	157	The1Eri	2.9060	9300.0	84	14312	No
424	GOM_NL__2PRFIN20041124_222207_000001212032_00230_14312_6462.N1	24-NOV-2004 22:22:07	Straylight	121.00	1	9Alp CMa	-1.4400	11000.	242	14312	No
425	GOM_NL__2PRFIN20041124_222608_000000742032_00230_14312_6463.N1	24-NOV-2004 22:26:08	Straylight	73.500	7	19Bet Ori	0.10000	14000.	147	14312	No
426	GOM_NL__2PRFIN20041124_222941_000000752032_00230_14312_6464.N1	24-NOV-2004 22:29:41	Tw_i_and_stray	75.000	30	46Eps Ori	1.6940	30000.	150	14312	No
427	GOM_NL__2PRFIN20041124_223449_000000392032_00230_14312_6465.N1	24-NOV-2004 22:34:49	Bright	39.000	105	6Bet Ari	2.6450	8900.0	78	14312	No
428	GOM_NL__2PRFIN20041124_223835_000000392032_00230_14312_6466.N1	24-NOV-2004 22:38:35	Bright	38.500	173	4Bet Tri	3.0040	8900.0	77	14312	No
429	GOM_NL__2PRFIN20041124_224020_000000392032_00230_14312_6467.N1	24-NOV-2004 22:40:20	Bright	39.000	79	26Bet Per	2.3100	13100.	78	14312	No
430	GOM_NL__2PRFIN20041124_224244_000000392032_00230_14312_6468.N1	24-NOV-2004 22:42:44	Bright	39.000	175	39Del Per	3.0100	19400.	78	14312	No
431	GOM_NL__2PRFIN20041124_224527_000000412032_00230_14312_6469.N1	24-NOV-2004 22:45:27	Bright	40.500	68	18Alp Cas	2.2250	4500.0	81	14312	No
432	GOM_NL__2PRFIN20041124_224642_000000392032_00230_14312_6470.N1	24-NOV-2004 22:46:42	Bright	38.500	74	11Bet Cas	2.2680	6600.0	77	14312	No
433	GOM_NL__2PRFIN20041124_225348_000000362032_00230_14312_6471.N1	24-NOV-2004 22:53:48	Bright	35.500	49	1Alp UMi	1.9900	6300.0	71	14312	No
434	GOM_NL__2PRFIN20041124_225823_000000382032_00230_14312_6472.N1	24-NOV-2004 22:58:23	Bright	37.500	60	7Bet UMi	2.0810	3950.0	75	14312	No
435	GOM_NL__2PRFIN20041124_230042_000000412032_00230_14312_6473.N1	24-NOV-2004 23:00:42	Bright	41.000	119	14Eta Dra	2.7270	4700.0	82	14312	No
436	GOM_NL__2PRFIN20041124_230232_000000462032_00230_14312_6474.N1	24-NOV-2004 23:02:32	Bright	45.500	82	48Bet UMa	2.3650	10600.	91	14312	No
437	GOM_NL__2PRFIN20041124_230406_000000402032_00230_14312_6475.N1	24-NOV-2004 23:04:06	Bright	40.000	55	79Zet UMa	2.0600	10200.	80	14312	No
438	GOM_NL__2PRFIN20041124_230538_000000412032_00230_14312_6476.N1	24-NOV-2004 23:05:38	Bright	40.500	39	85Eta UMa	1.8540	24000.	81	14312	No
439	GOM_NL__2PRFIN20041124_230826_000000472032_00230_14312_6477.N1	24-NOV-2004 23:08:26	Bright	46.500	180	27Gam Boo	3.0400	8000.0	93	14312	No
440	GOM_NL__2PRFIN20041124_231125_000000382032_00230_14312_6478.N1	24-NOV-2004 23:11:25	Bright	37.500	83		2.3780	11000.	75	14312	No
441	GOM_NL__2PRFIN20041124_231356_000000362032_00230_14312_6479.N1	24-NOV-2004 23:13:56	Bright	36.000	3	16Alp Boo	-0.050000	4250.0	72	14312	No
442	GOM_NL__2PRFIN20041124_231652_000000592032_00230_14312_6480.N1	24-NOV-2004 23:16:52	Bright	59.000	96	68Del Leo	2.5600	9300.0	118	14312	No
443	GOM_NL__2PRFIN20041124_232023_000001322032_00230_14312_6481.N1	24-NOV-2004 23:20:23	Tw_i_and_stray	131.50	51	41Gam1Leo	2.0100	4500.0	263	14312	No
444	GOM_NL__2PRFIN20041124_232743_000002252032_00230_14312_6482.N1	24-NOV-2004 23:27:43	Dark	225.00	22	32Alp Leo	1.3600	15200.	450	14312	No
445	GOM_NL__2PRFIN20041124_233357_000000402032_00230_14312_6483.N1	24-NOV-2004 23:33:57	Dark	40.000	64	Gam Cen	2.2000	10600.	80	14312	No
446	GOM_NL__2PRFIN20041124_233511_000000412032_00230_14312_6484.N1	24-NOV-2004 23:35:11	Dark	41.000	99	Del Cen	2.5750	26000.	82	14312	No
447	GOM_NL__2PRFIN20041124_233631_000000402032_00230_14312_6485.N1	24-NOV-2004 23:36:31	Dark	40.000	20	Bet Cru	1.2530	30000.	80	14312	No
448	GOM_NL__2PRFIN20041124_233742_000000422032_00231_14313_6474.N1	24-NOV-2004 23:37:42	Dark	41.500	12	Alp1Cru	0.77500	30000.	83	14313	No
449	GOM_NL__2PRFIN20041124_234010_000000402032_00231_14313_6475.N1	24-NOV-2004 23:40:10	Dark	39.500	124	The Car	2.7640	30000.	79	14313	No
450	GOM_NL__2PRFIN20041124_234301_000000412032_00231_14313_6476.N1	24-NOV-2004 23:43:01	Dark	40.500	29	Bet Car	1.6720	10200.	81	14313	No
451	GOM_NL__2PRFIN20041124_234436_000000492032_00231_14313_6477.N1	24-NOV-2004 23:44:36	Dark	48.500	41	Eps Car	1.8600	4100.0	97	14313	No
452	GOM_NL__2PRFIN20041124_234613_000000522032_00231_14313_6478.N1	24-NOV-2004 23:46:13	Dark	51.500	34	Gam2Vel	1.7930	23000.	103	14313	No
453	GOM_NL__2PRFIN20041124_234743_000000602032_00231_14313_6479.N1	24-NOV-2004 23:47:43	Dark	60.000	70	Zet Pup	2.2460	39000.	120	14313	No
454	GOM_NL__2PRFIN20041124_235004_000000542032_00231_14313_6480.N1	24-NOV-2004 23:50:04	Dark	53.500	2	Alp Car	-0.73600	7000.0	107	14313	No
455	GOM_NL__2PRFIN20041124_235525_000000742032_00231_14313_6481.N1	24-NOV-2004 23:55:25	Dark	74.000	23	21Eps CMa	1.5020	26000.	148	14313	No

3. Quality information per product

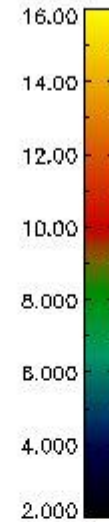
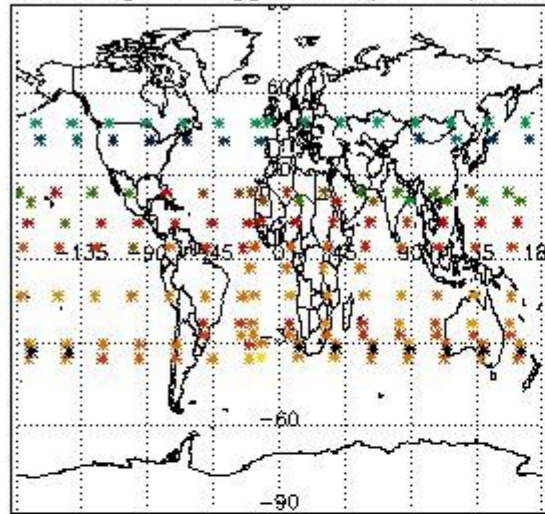
In this section it is plotted some information contained in the Quality Summary data set of the level 2 products. Only products in dark limb conditions and without errors (error flag in the MPH set to "0") are used.

3.1 Plot quality information per product (time dependant)

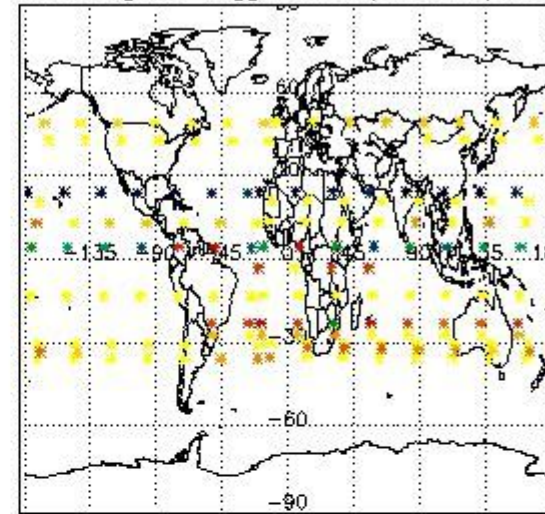


3.2 Plot quality information per product (world map)

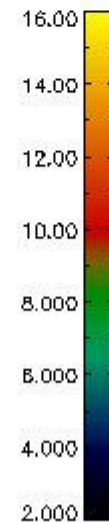
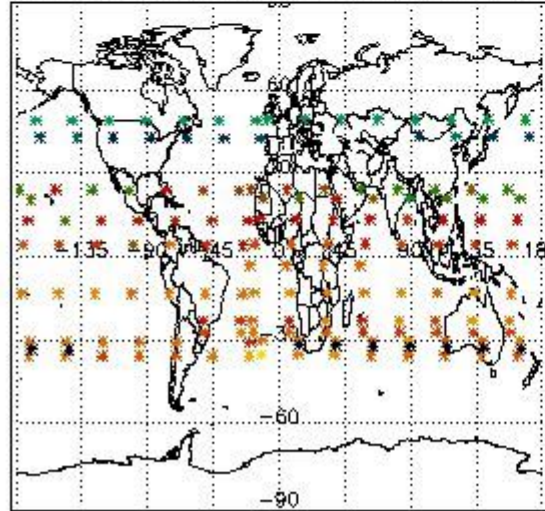
Percentage of flagged data per O3 profile



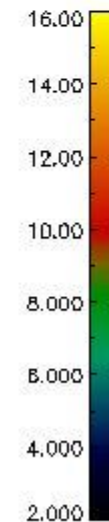
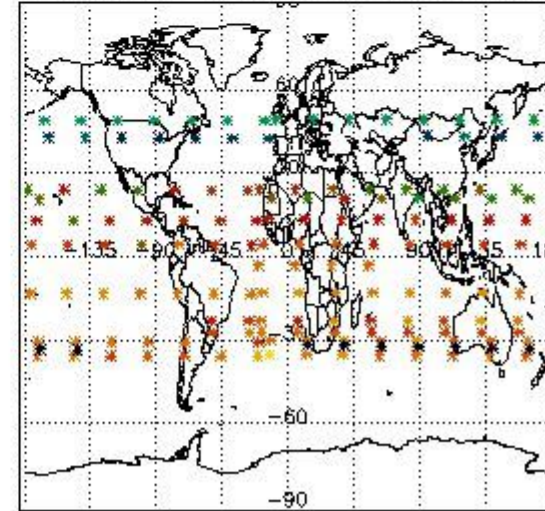
Percentage of flagged data per H2O profile



Percentage of flagged data per NO2 profile



Percentage of flagged data per NO3 profile

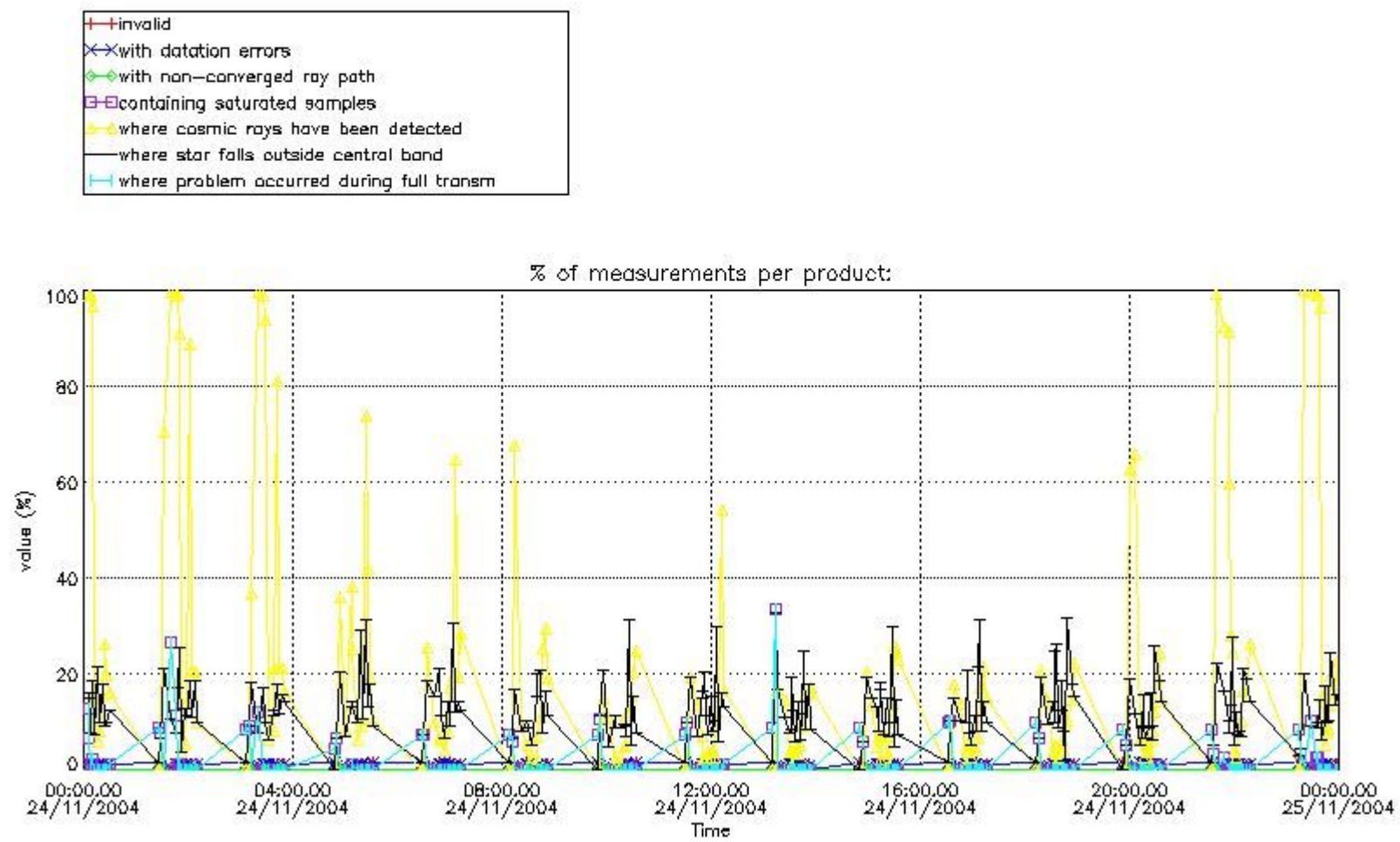


4. Level 1 quality information per product

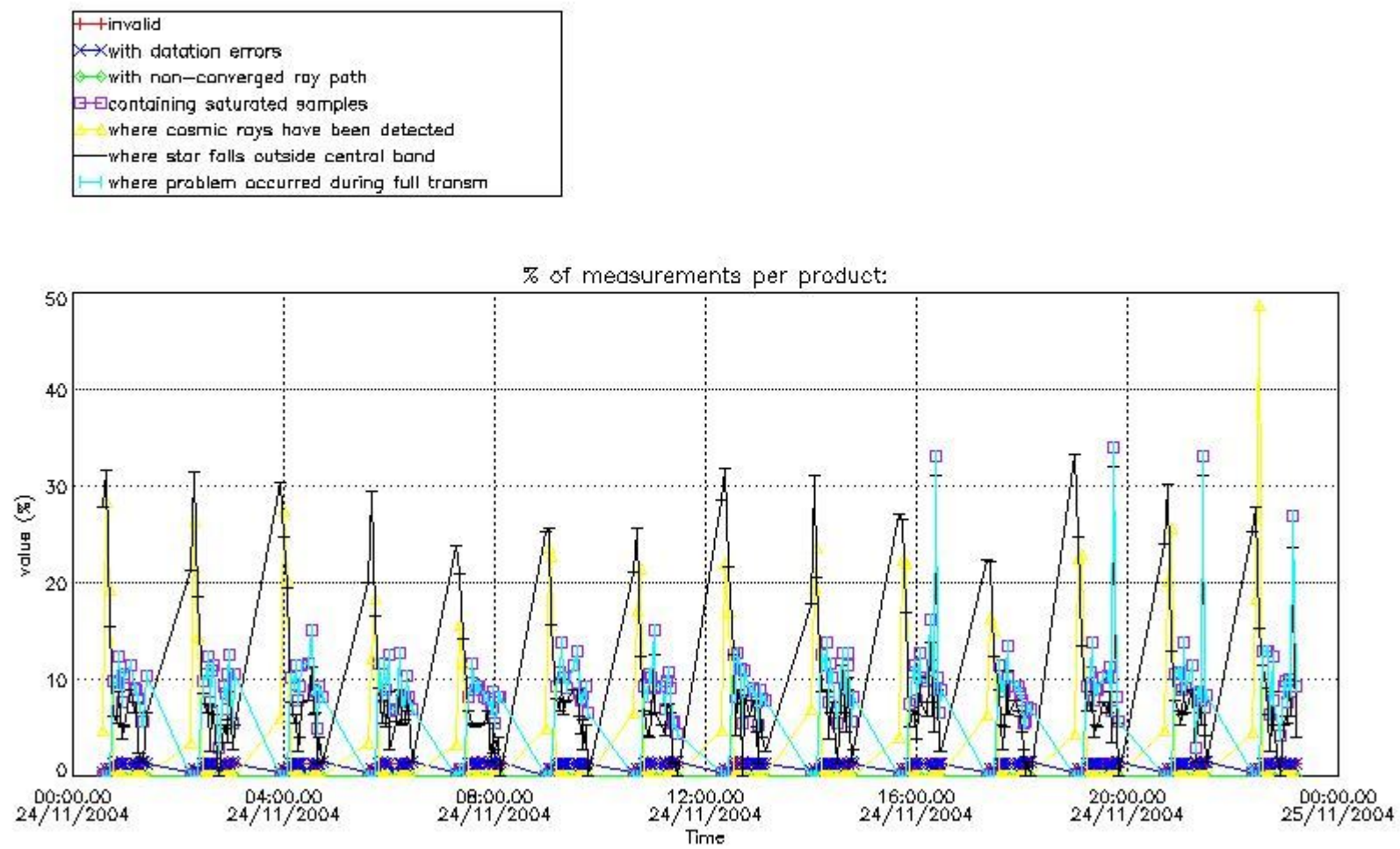
In this section it is plotted some information contained in the Quality Summary data set of the level 2 products that comes from the level 1b processing. Products without errors (error flag in the MPH set to "0") are used.

4.1 Plot quality information per product (time dependant) coming from level 1b processing

4.1.1 Plot level 1 quality information per product (time dependant): ENVISAT ASCENDING passes



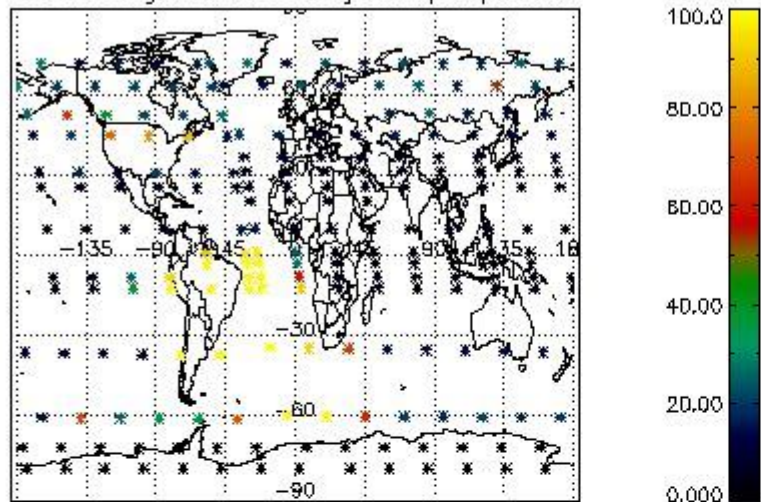
4.1.2 Plot level 1 quality information per product (time dependant): ENVI SAT DESCENDING passes



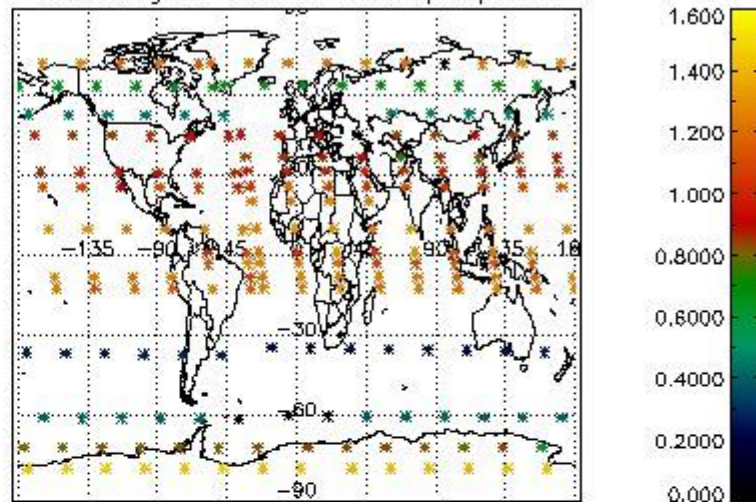
4.2 Plot quality information per product coming from level 1b processing (world map)

4.2.1 Plot level 1 quality information per product (world map): ENVISAT ASCENDING passes

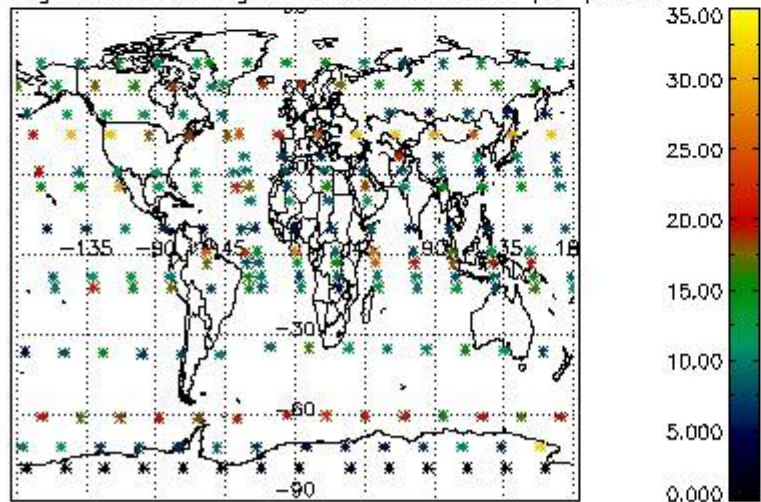
Percentage of cosmic ray hits per profile



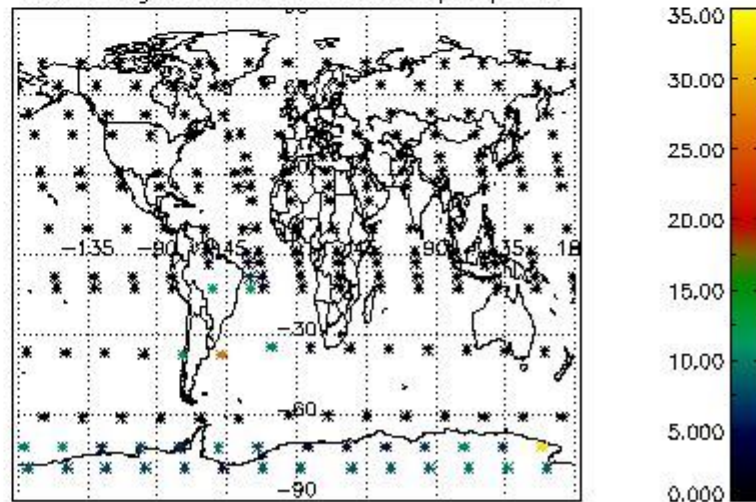
Percentage of datation errors per profile



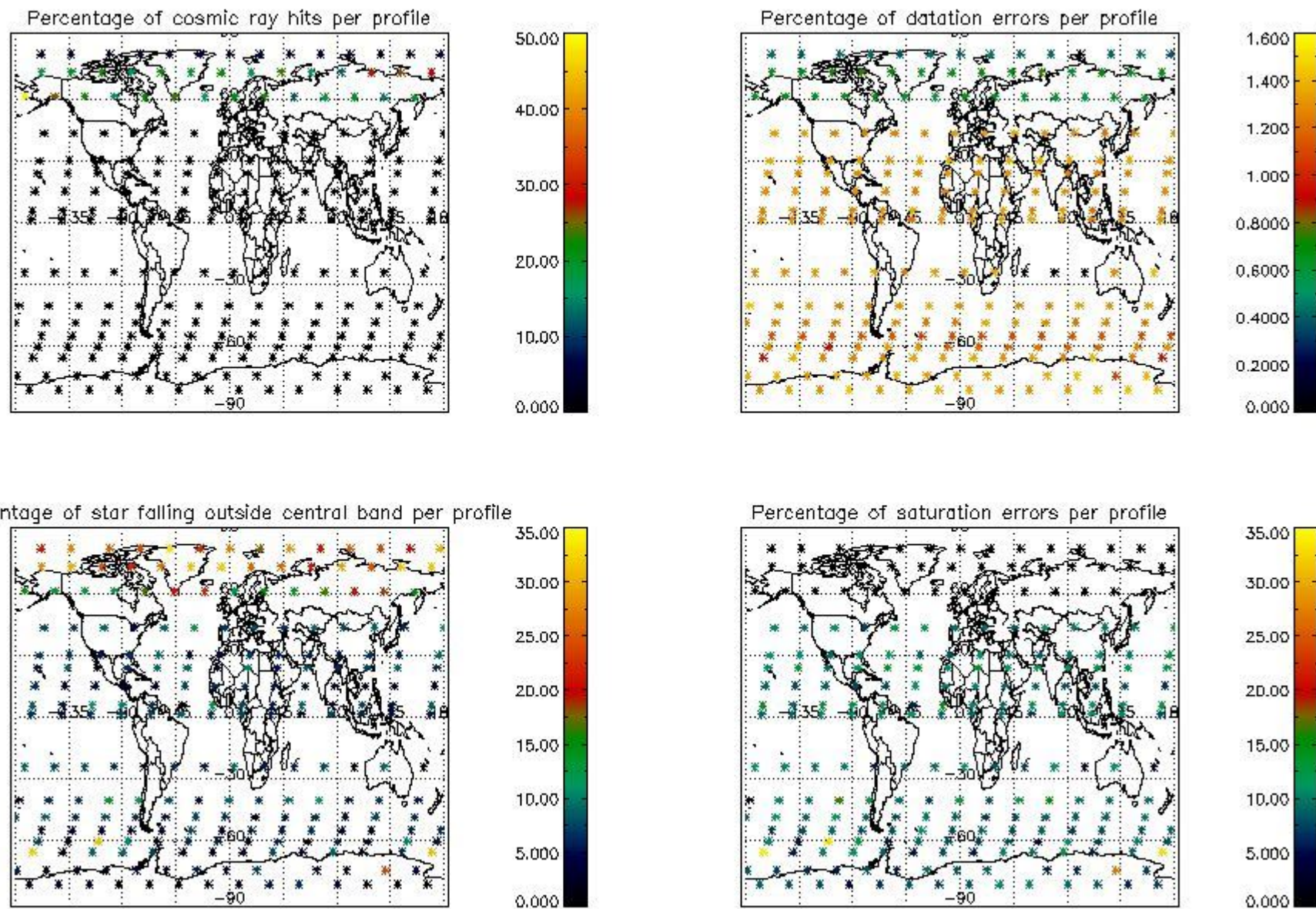
Percentage of star falling outside central band per profile



Percentage of saturation errors per profile



4.2.2 Plot level 1 quality information per product (world map): ENVISAT DESCENDING passes



5. Trace gas profiles

5.1 Ozone statistics based on quality of products

The final quality of the products can be "measured" using the STD (Standard Deviation) attached to every point profile. This information is written to the parameter GOM_NL__2P/NL_LOCAL_SPECIES_DENSITY/o3_std of the level 2 products. The table below shows the statistics for given STD ranges.

The statistics are given with respect to the overall valid production:

- Products without fatal errors: GOM_NL__2P/MPH/PRODUCT_ERR=0
- Valid point profile: GOM_NL__2P/NL_LOCAL_SPECIES_DENSITY/pcd(0)=0

The 'Criteria' is applied to valid points of dark limb products:

- Products in dark limb illumination condition: GOM_NL__2P/NL_SUMMARY_QUALITY/obs_ill_cond=0
- Products without fatal errors: GOM_NL__2P/MPH/PRODUCT_ERR=0
- Valid point profile: GOM_NL__2P/NL_LOCAL_SPECIES_DENSITY/pcd(0)=0

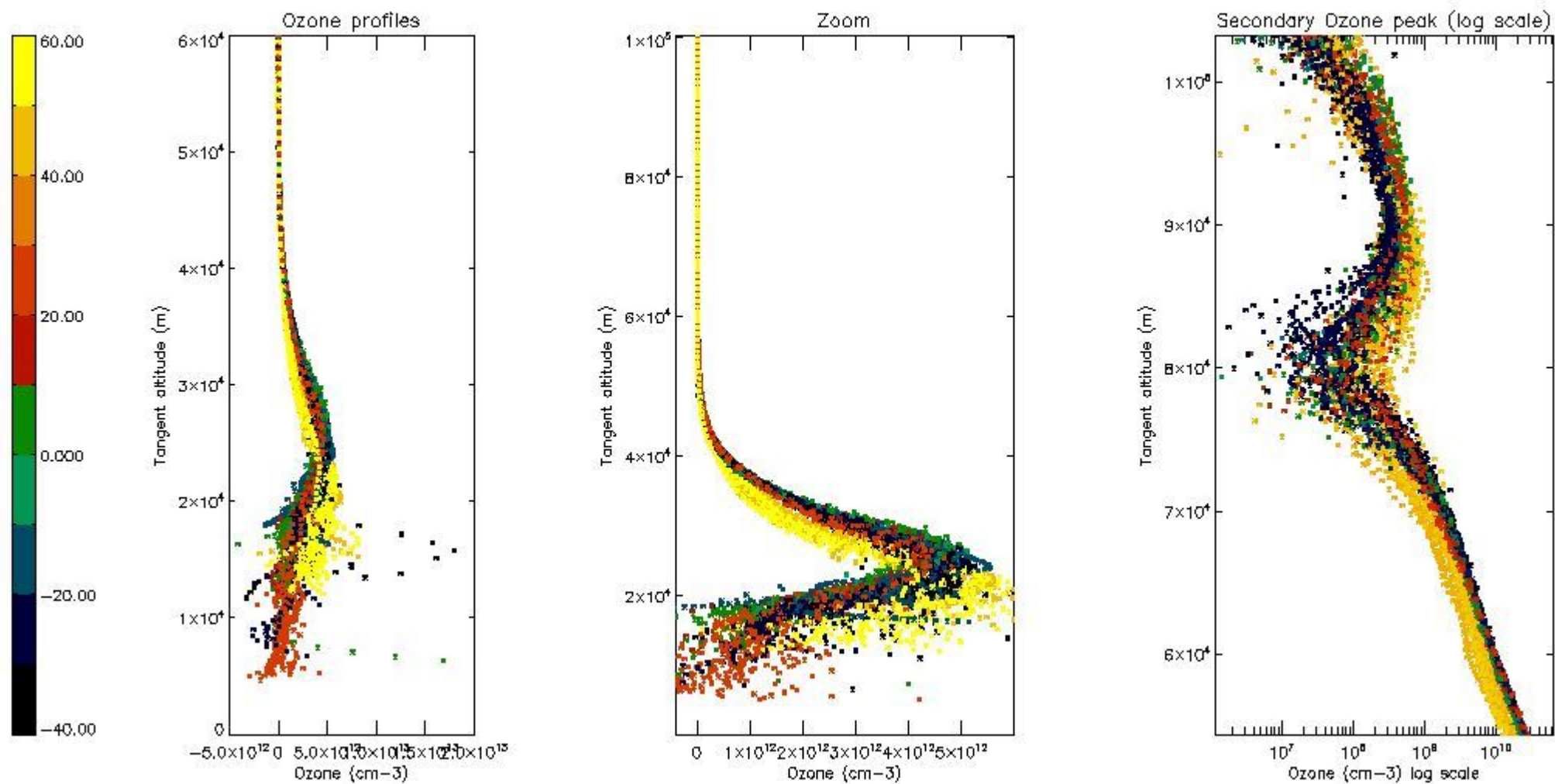
So, the table below shows the percentage of dark limb and valid observations for each criteria with respect to the overall valid daily observations.

Criteria	% of total production
All STD	39
STD < 20	27

STD < 10	24
STD < 5	19

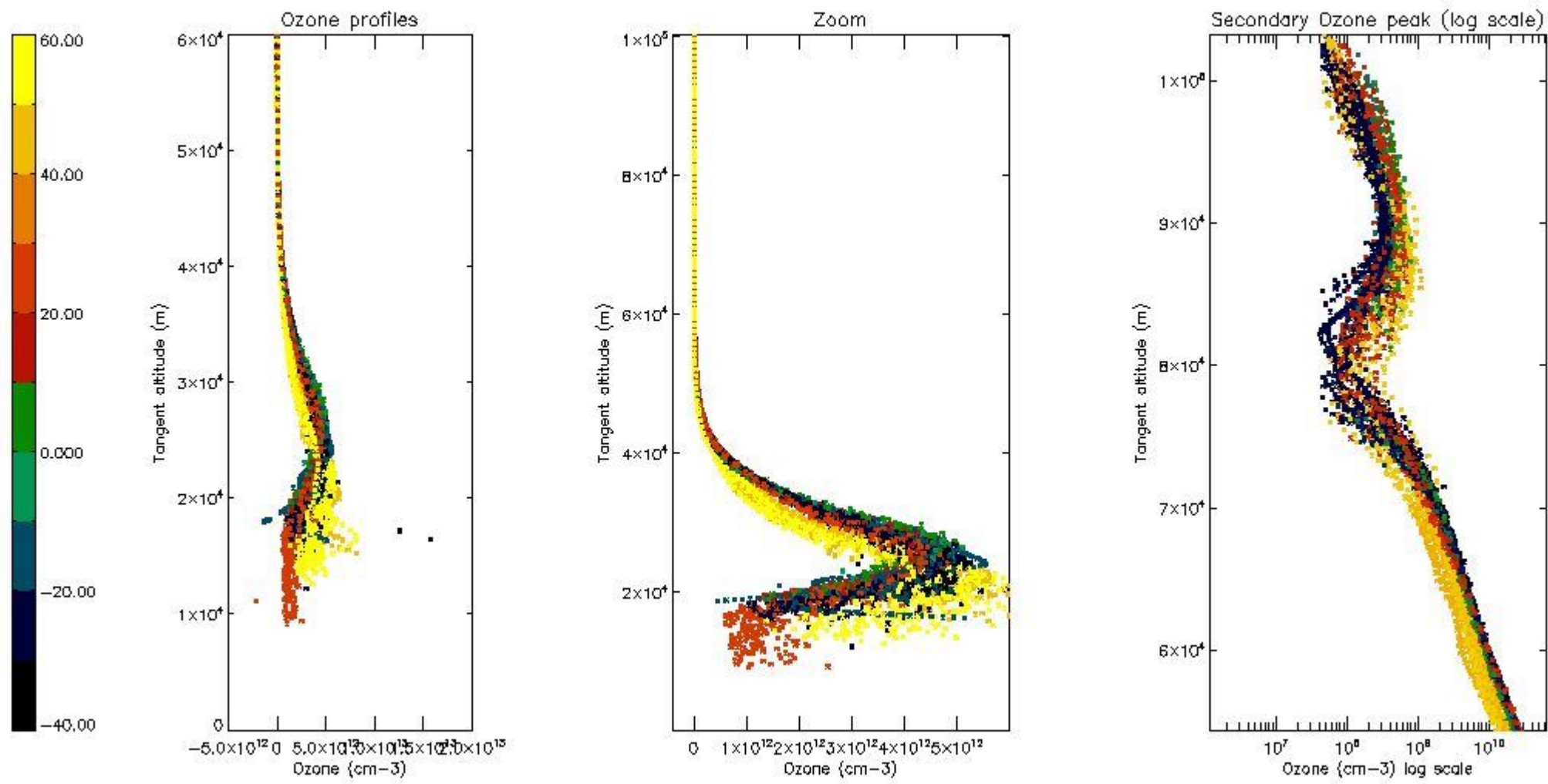
5.2 Plot ozone profiles for all STD (dark without errors)

The colorbar represents the latitude.



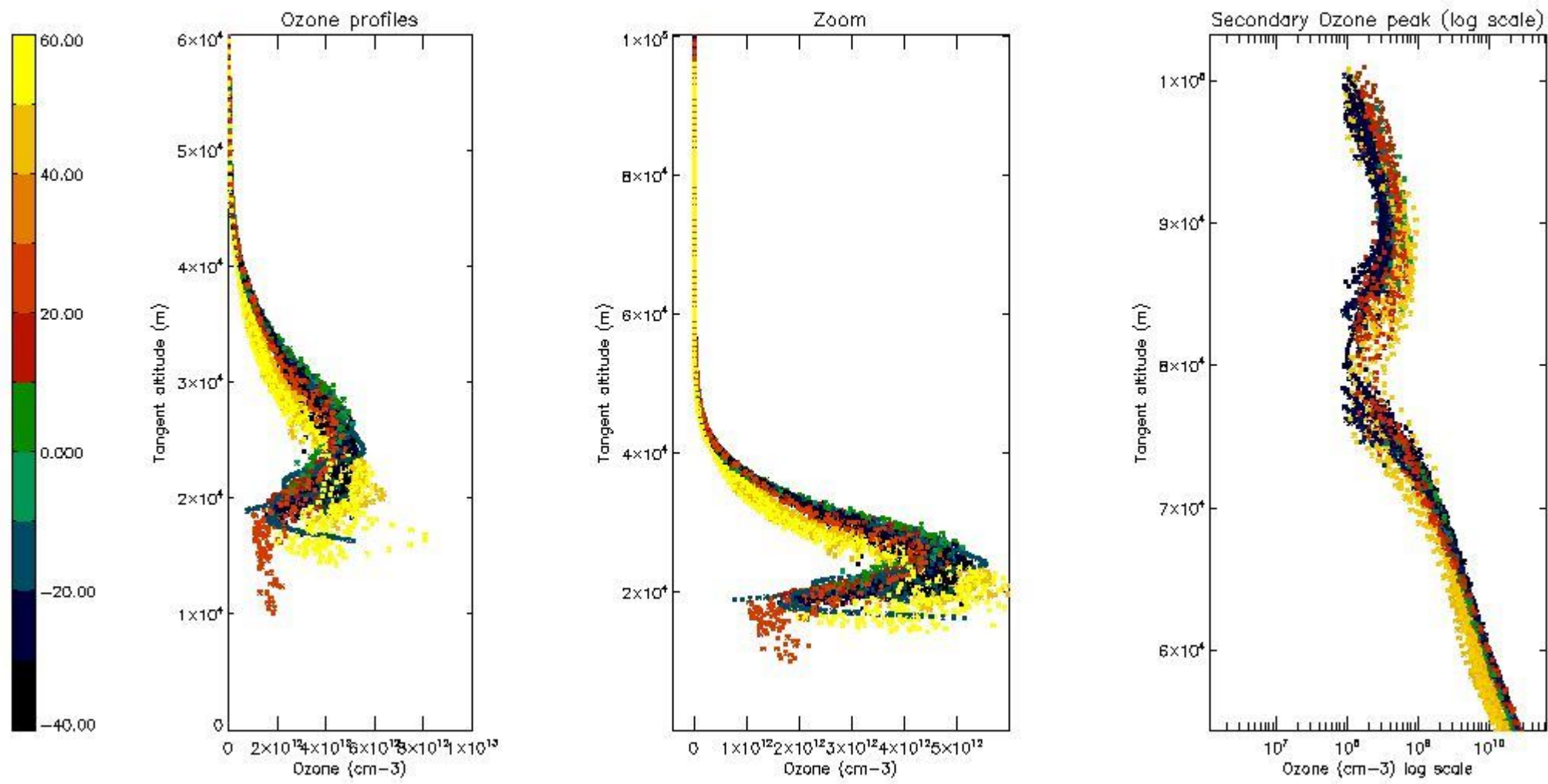
5.3 Plot ozone profiles where STD < 20% (dark without errors)

The colorbar represents the latitude.



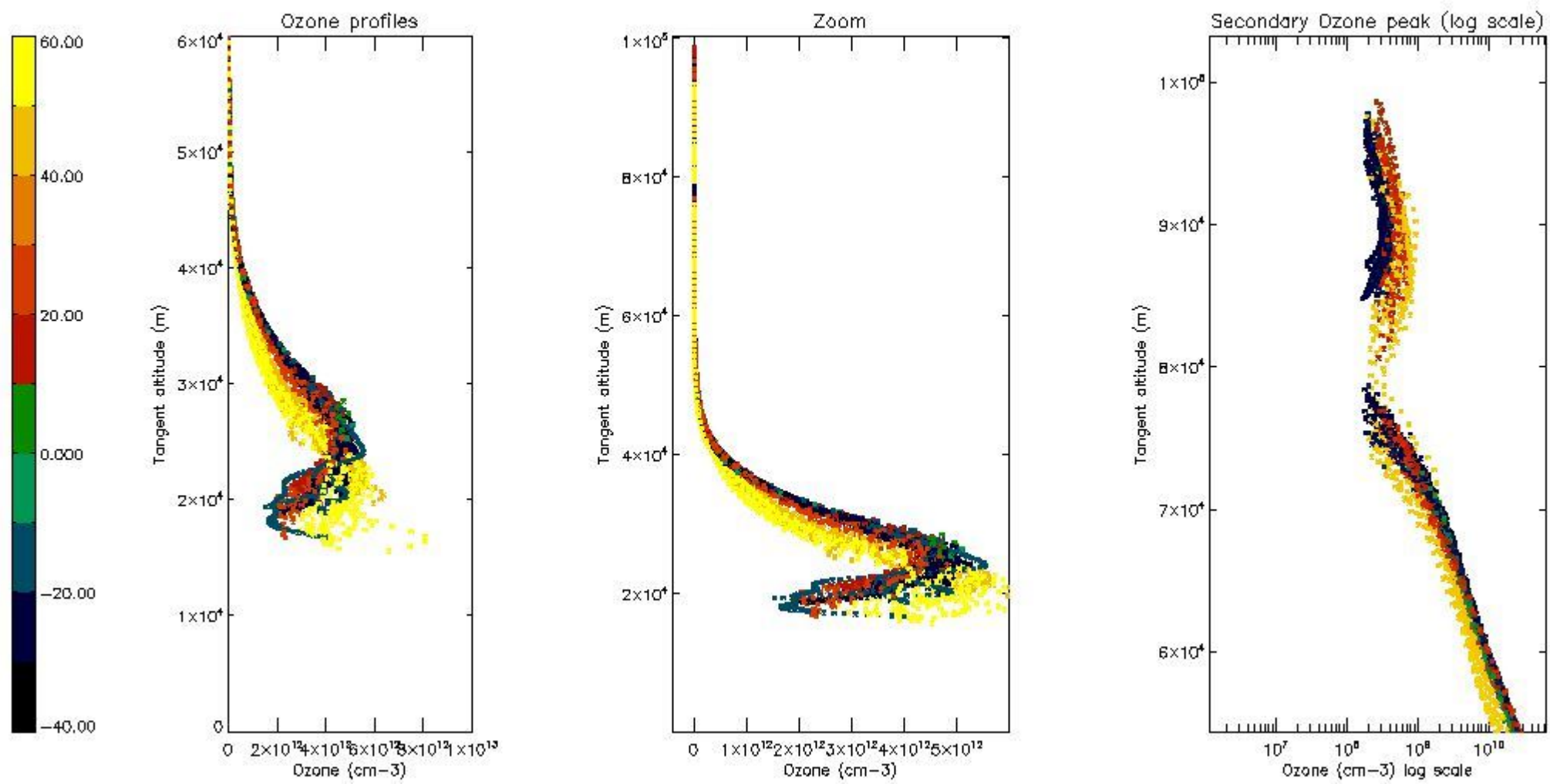
5.4 Plot ozone profiles where STD < 10% (dark without errors)

The colorbar represents the latitude.



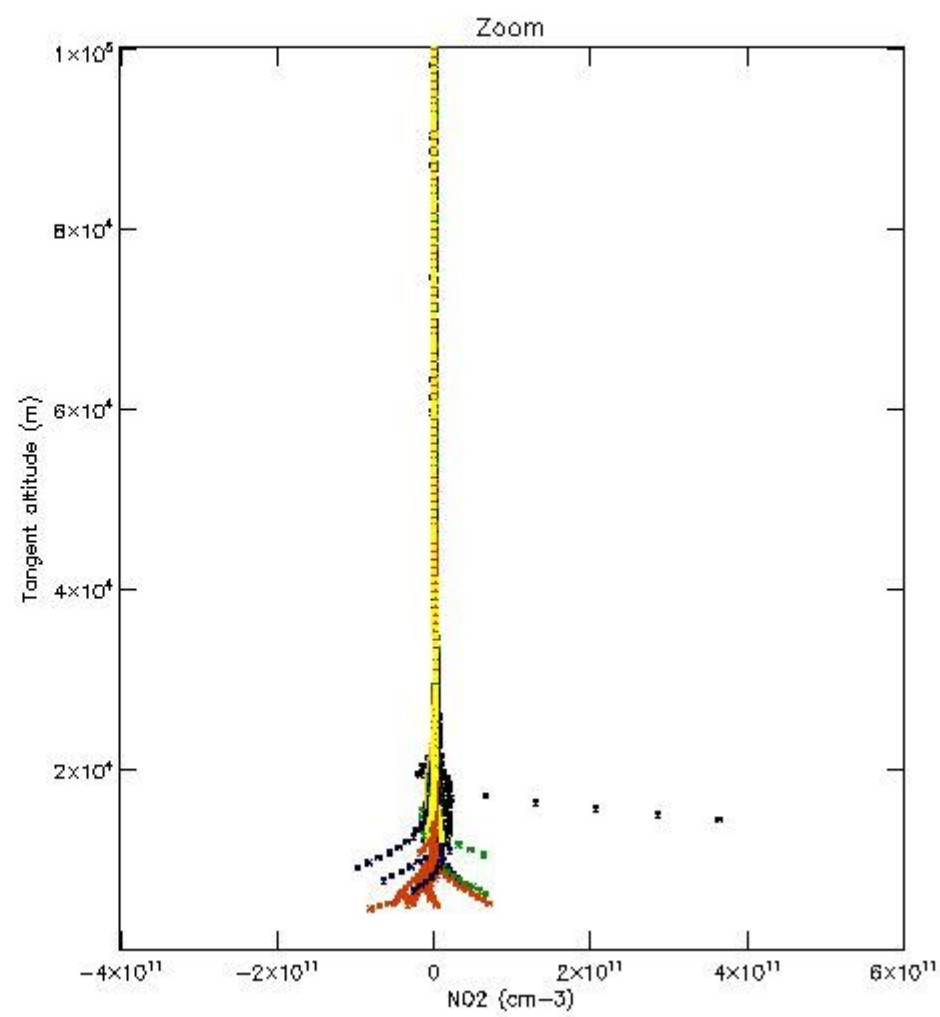
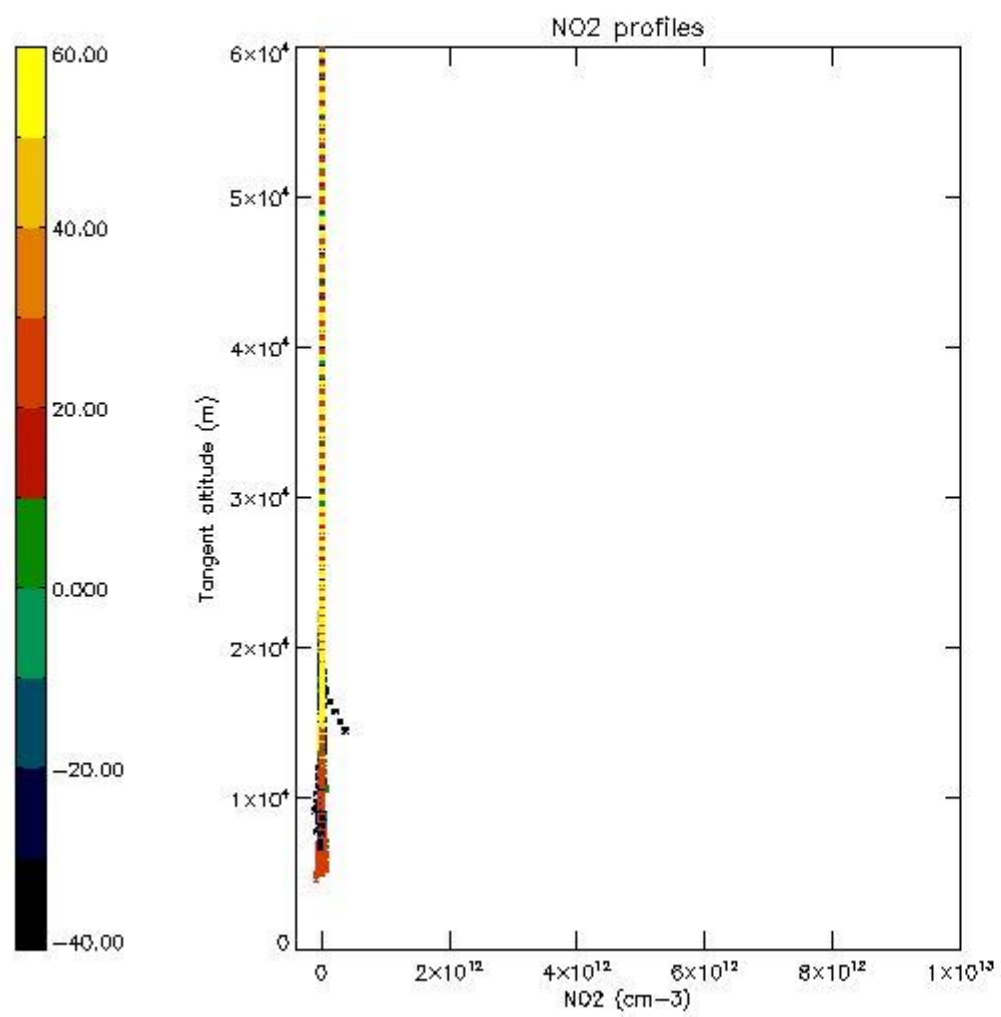
5.5 Plot ozone profiles where STD < 5% (dark without errors)

The colorbar represents the latitude.



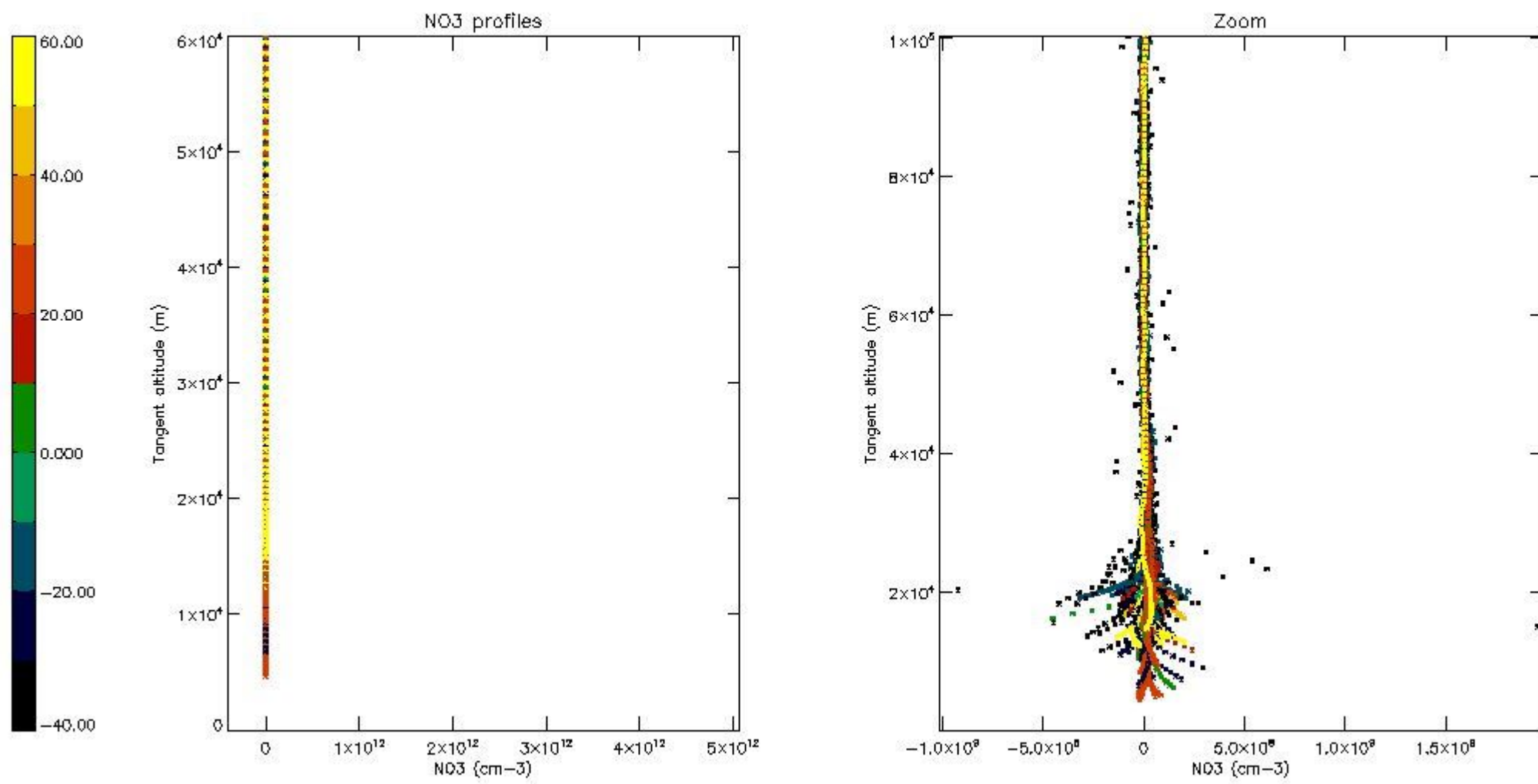
5.6 Plot NO₂ profiles for all STD (dark without errors)

The colorbar represents the latitude.



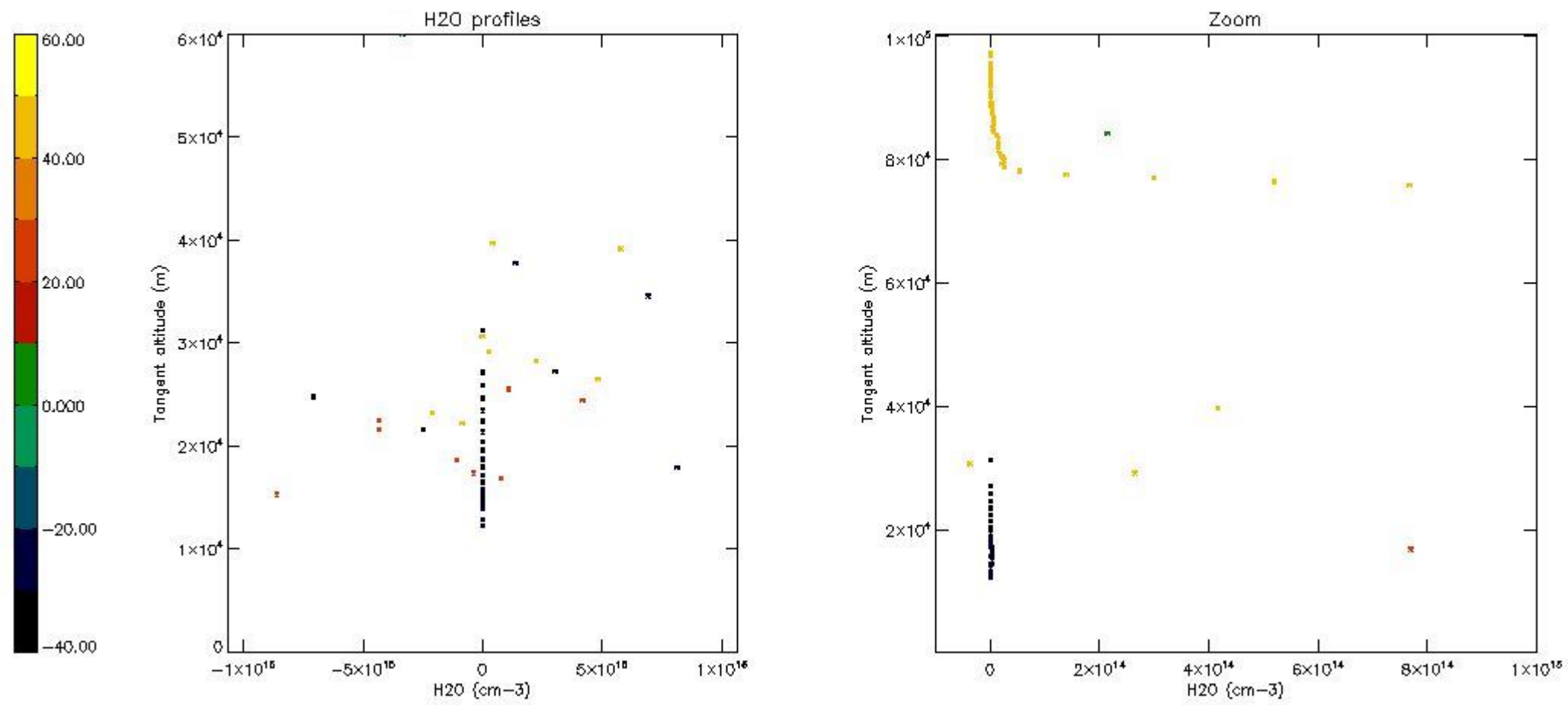
5.7 Plot NO3 profiles for all STD (dark without errors)

The colorbar represents the latitude.



5.8 Plot H₂O profiles for all STD (only for occultations of stars 1,2,3,4,13,14,16,26,63 dark without errors)

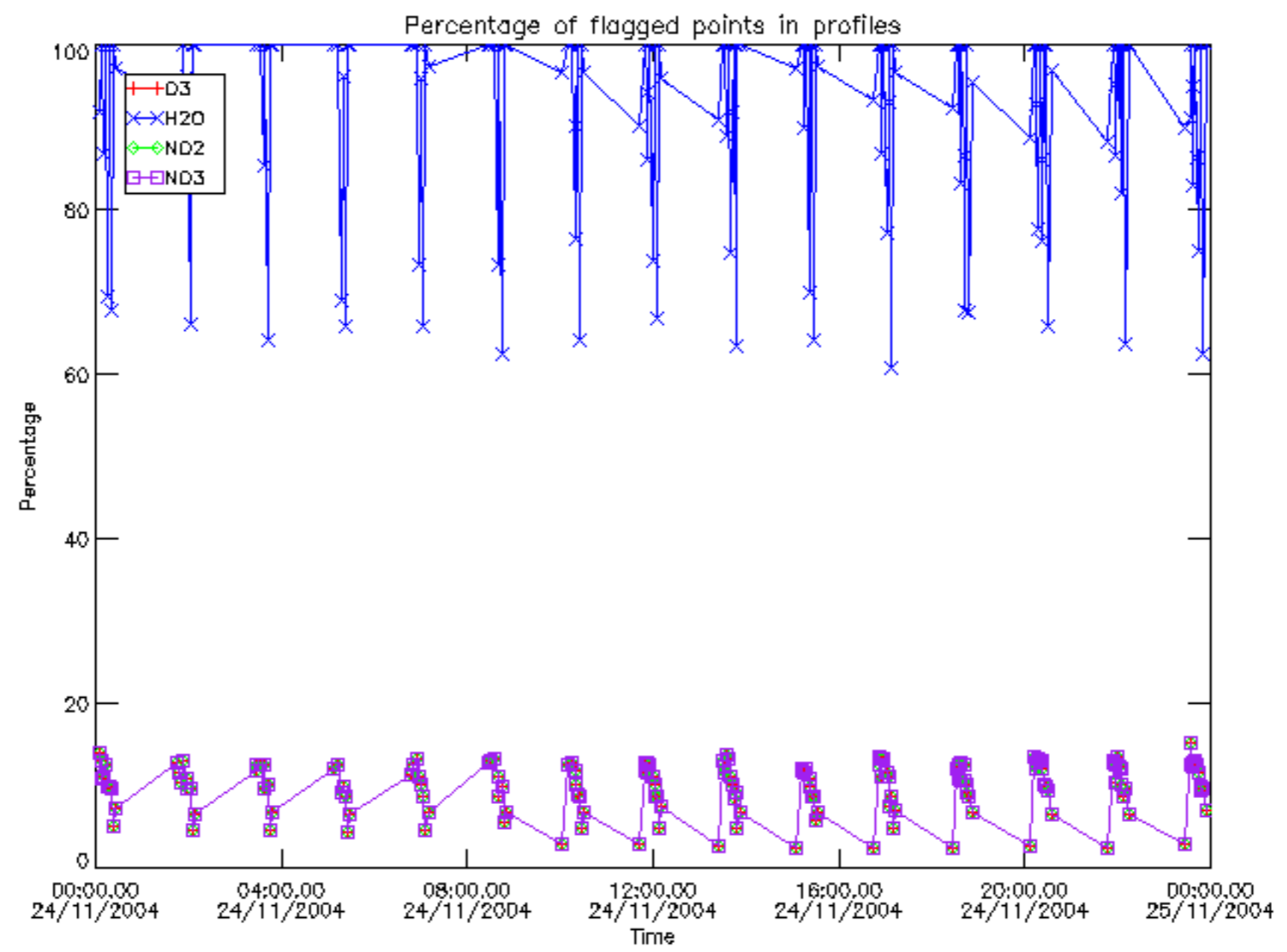
The colorbar represents the latitude.



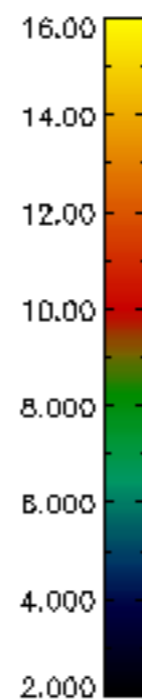
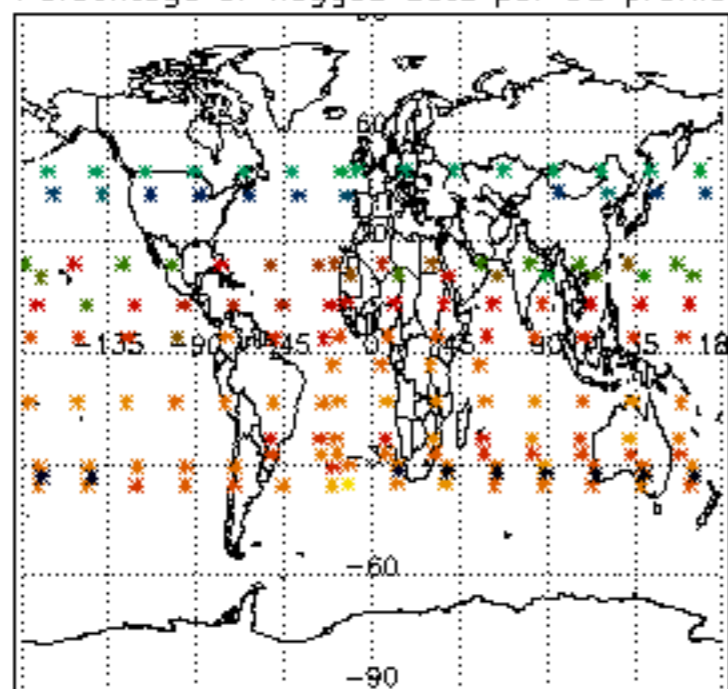
6. Auxiliary Data Files used for the production reported in section 2

The number reported in the third column indicates since which file (see list in section 2) the corresponding auxiliary file has been used. The fourth column is the date of those product files.

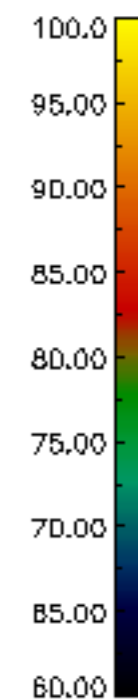
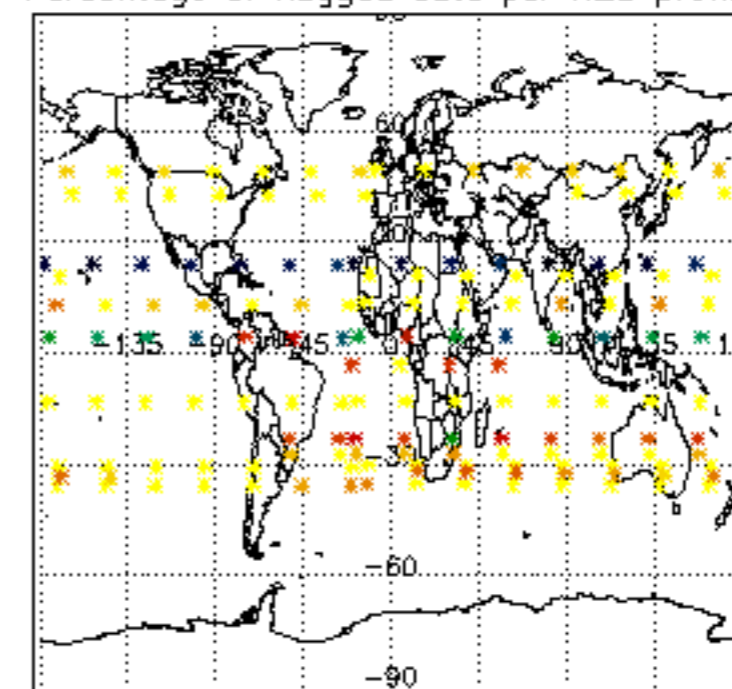
Type	Auxiliary Filename	Used since product	Used since product date
INST_PHYS_CHARACTERISTICS	GOM_INS_AXVIEC20091111_143220_20030716_120000_20500101_000000	1	24-NOV-2004 00:05:29
LEVEL-2_PROC_CONFIG	GOM_PR2_AXVIEC20091111_152718_20020301_000000_20500101_000000	1	24-NOV-2004 00:05:29
CROSS_SECTIONS_FILE	GOM_CRS_AXVIEC20091111_154832_20020301_000000_20500101_000000	1	24-NOV-2004 00:05:29



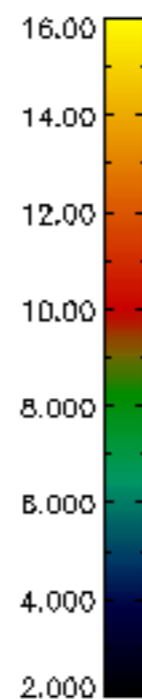
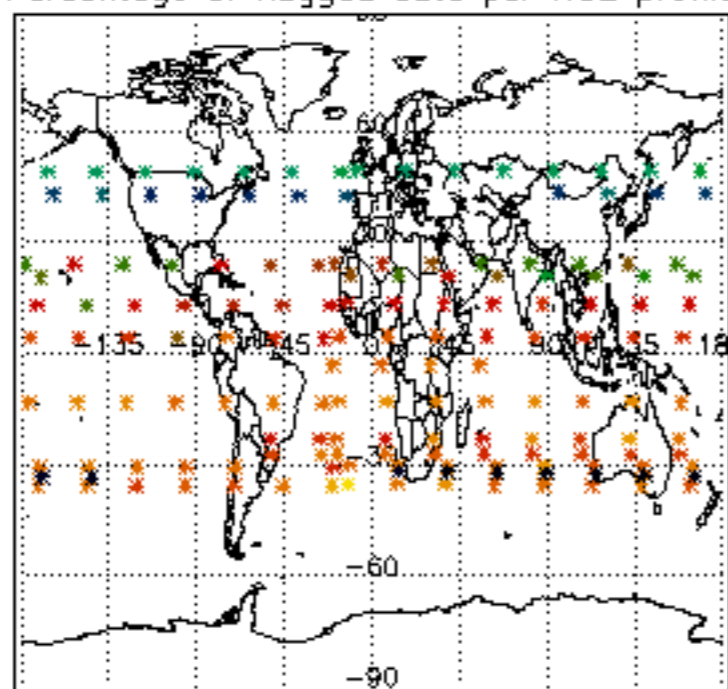
Percentage of flagged data per D3 profile



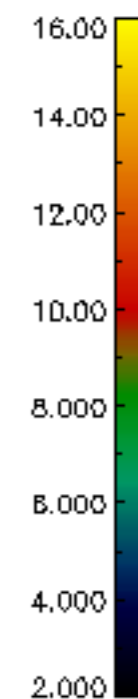
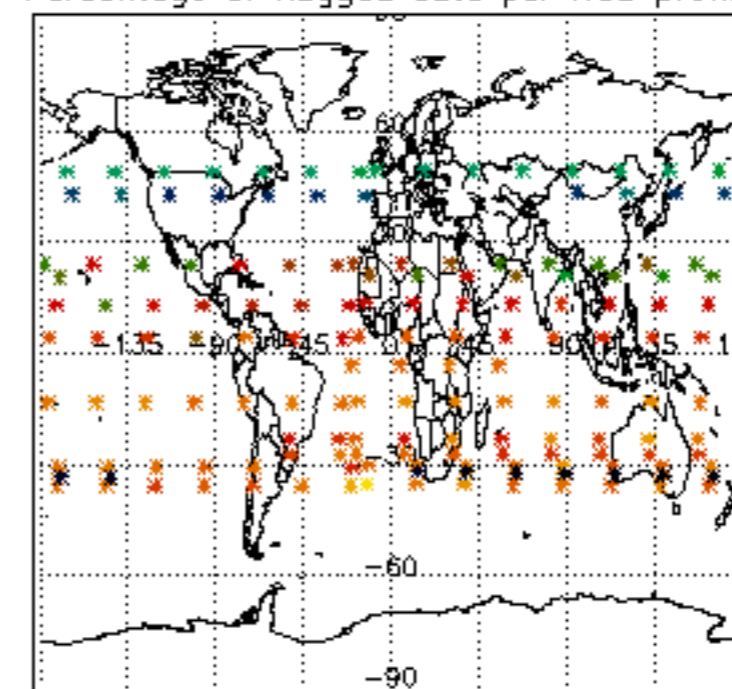
Percentage of flagged data per H2O profile

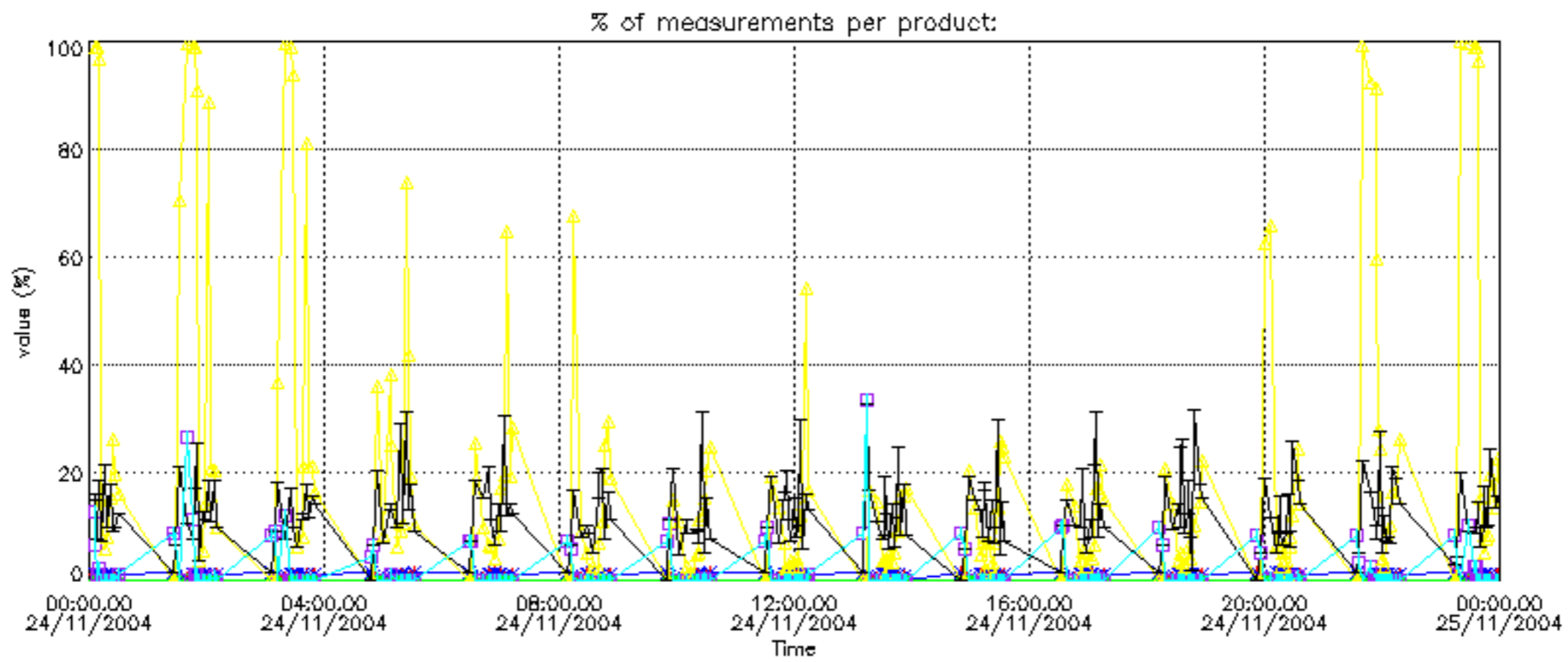


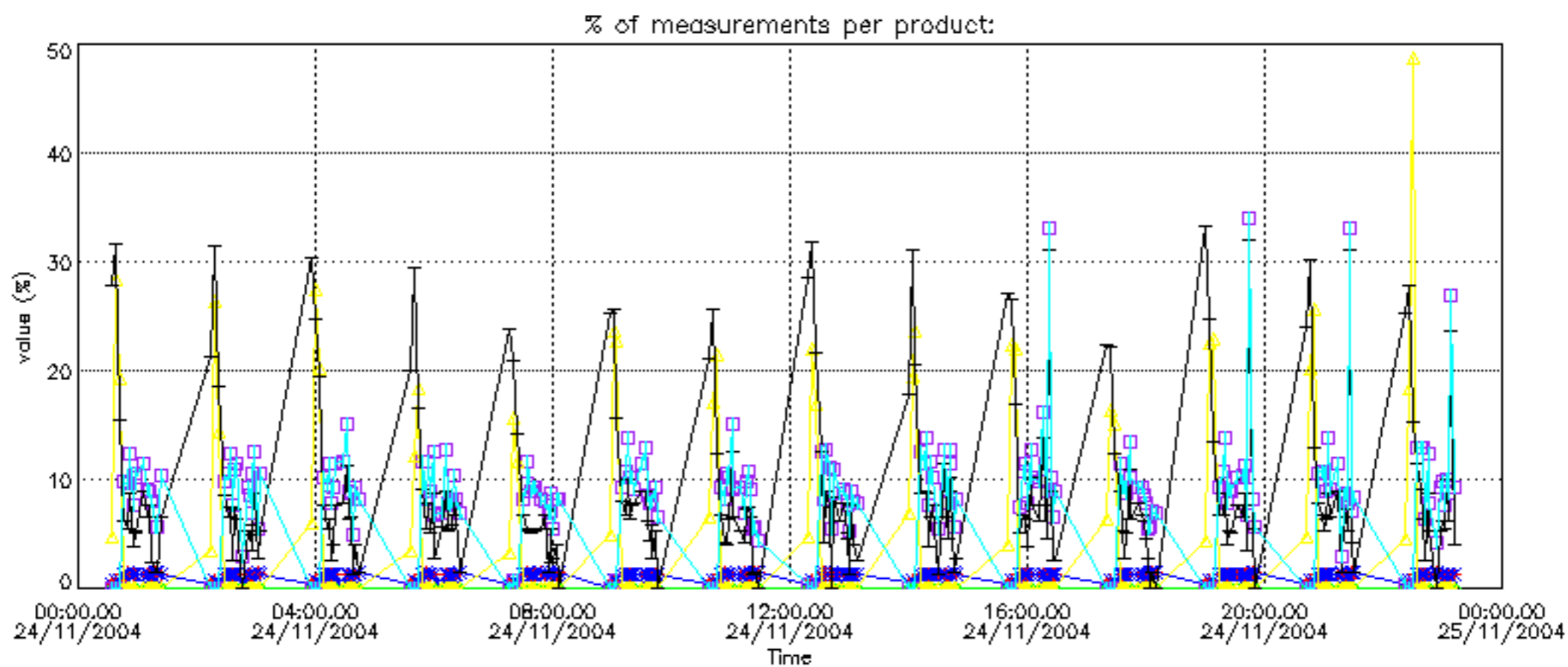
Percentage of flagged data per NO2 profile



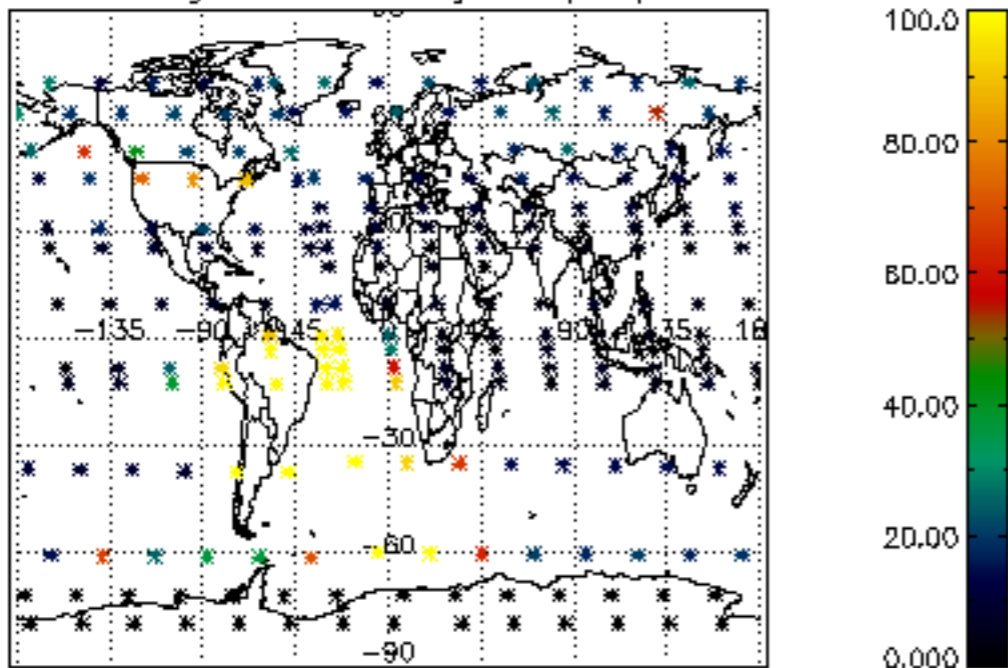
Percentage of flagged data per NO3 profile



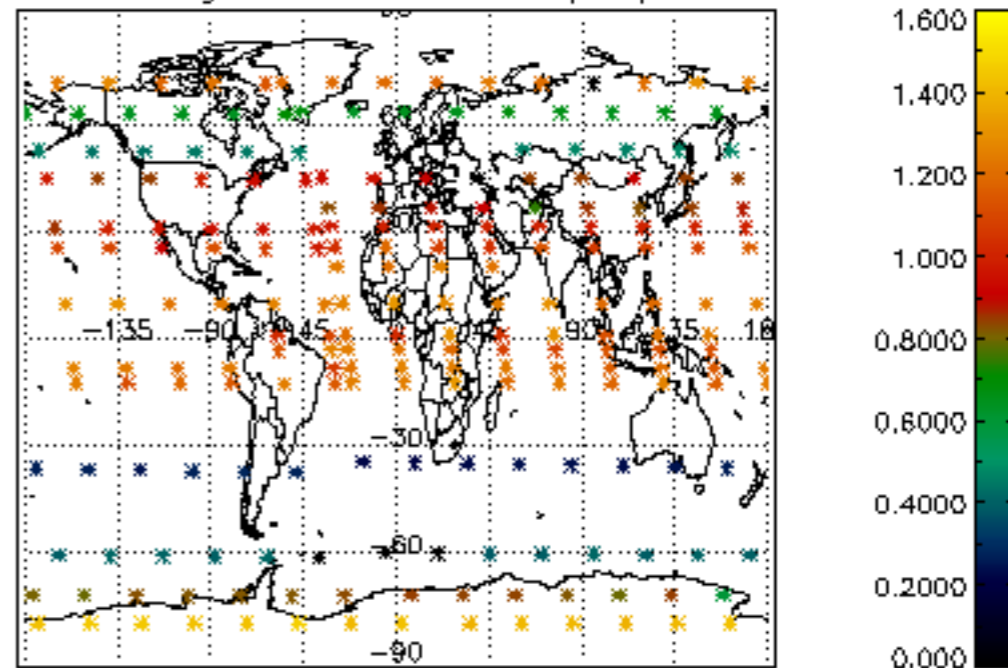




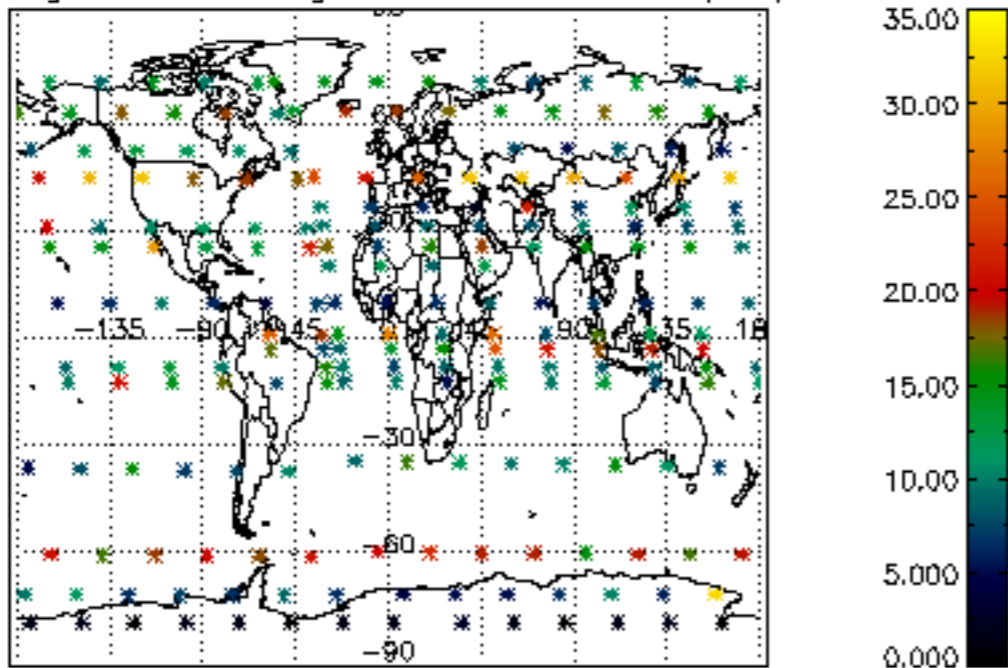
Percentage of cosmic ray hits per profile



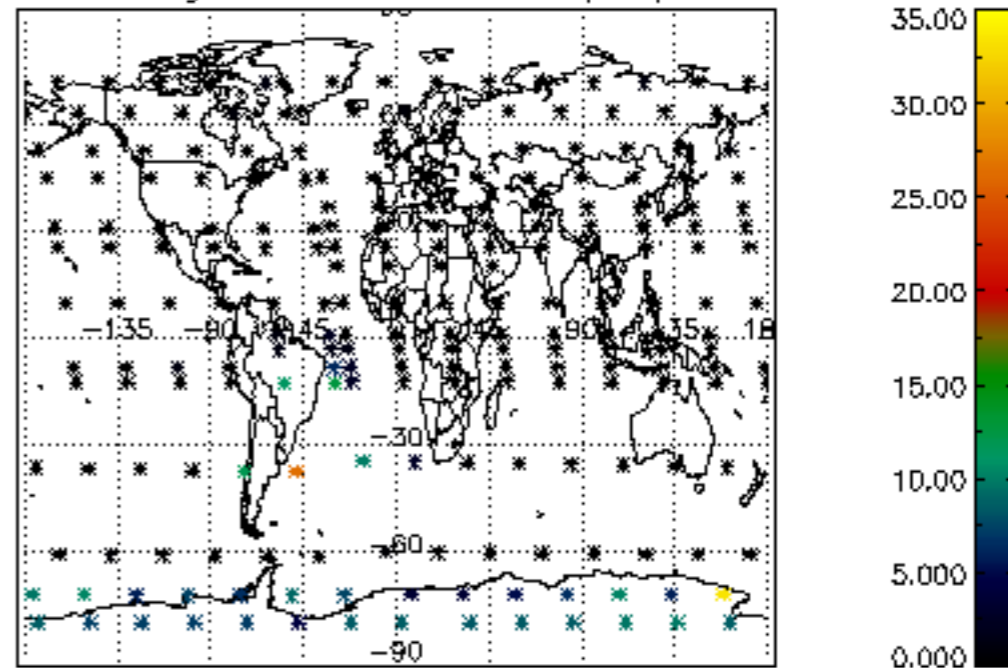
Percentage of datation errors per profile



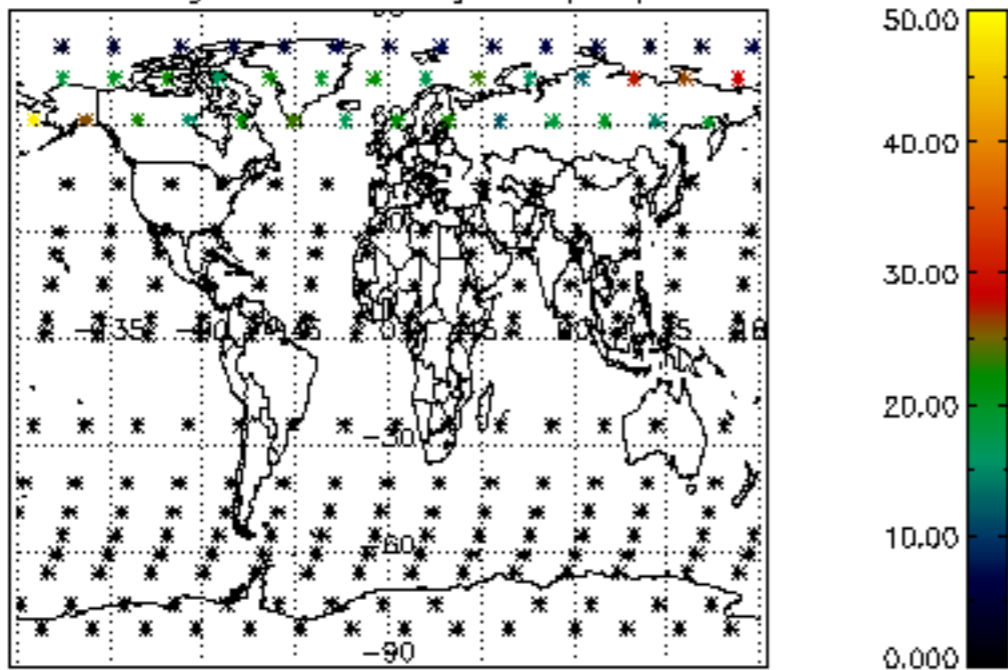
Percentage of star falling outside central band per profile



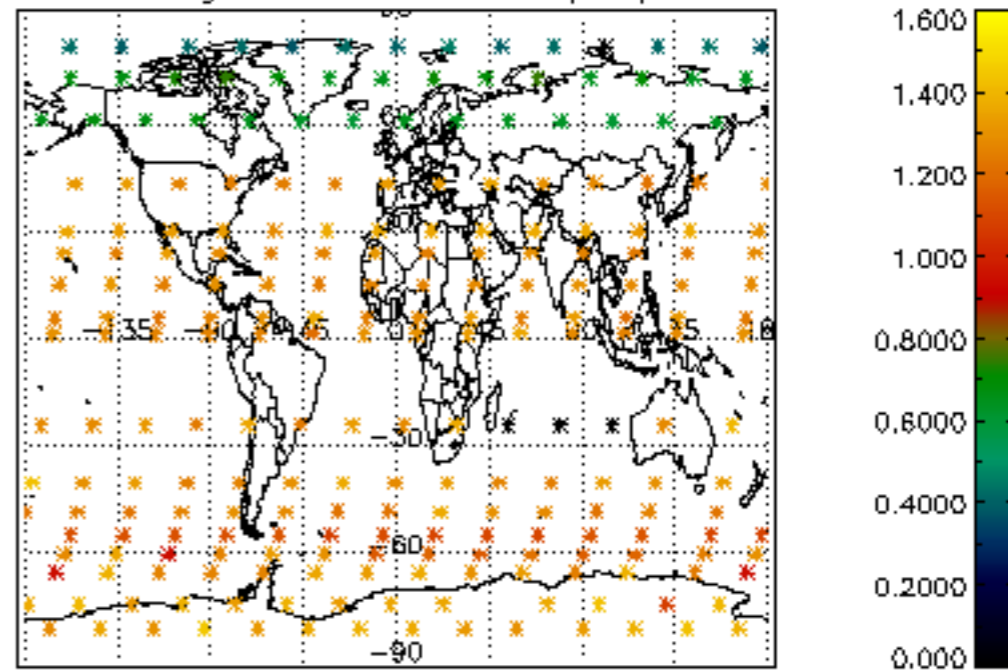
Percentage of saturation errors per profile



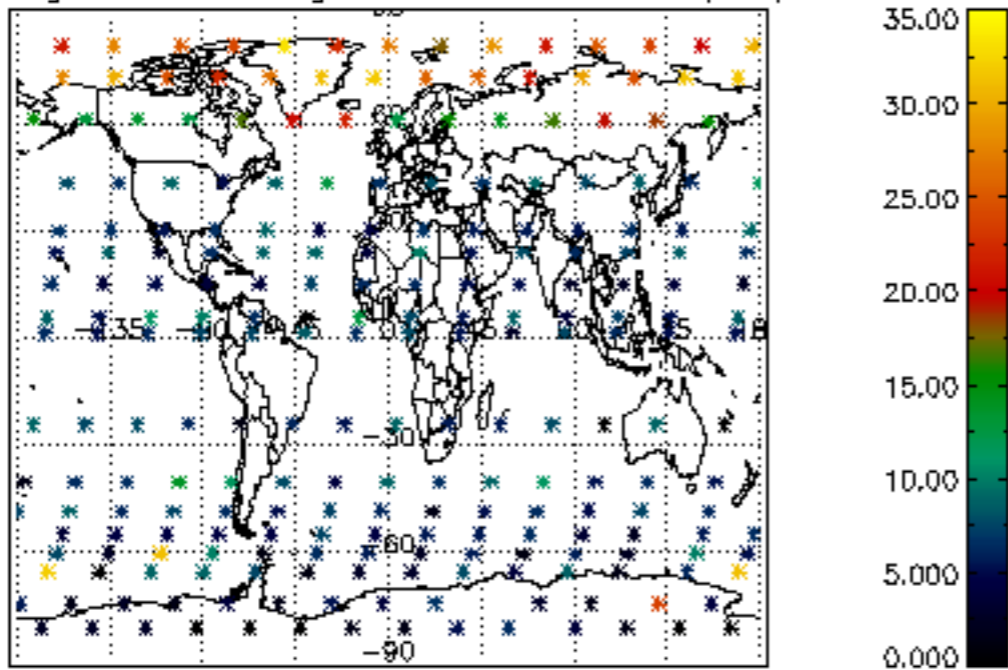
Percentage of cosmic ray hits per profile



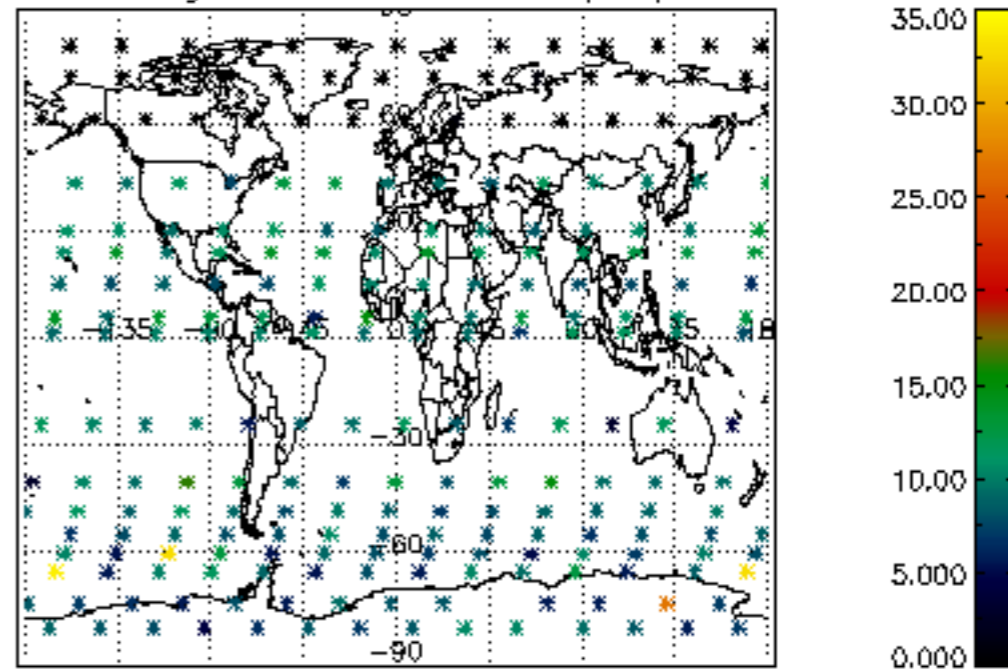
Percentage of datation errors per profile

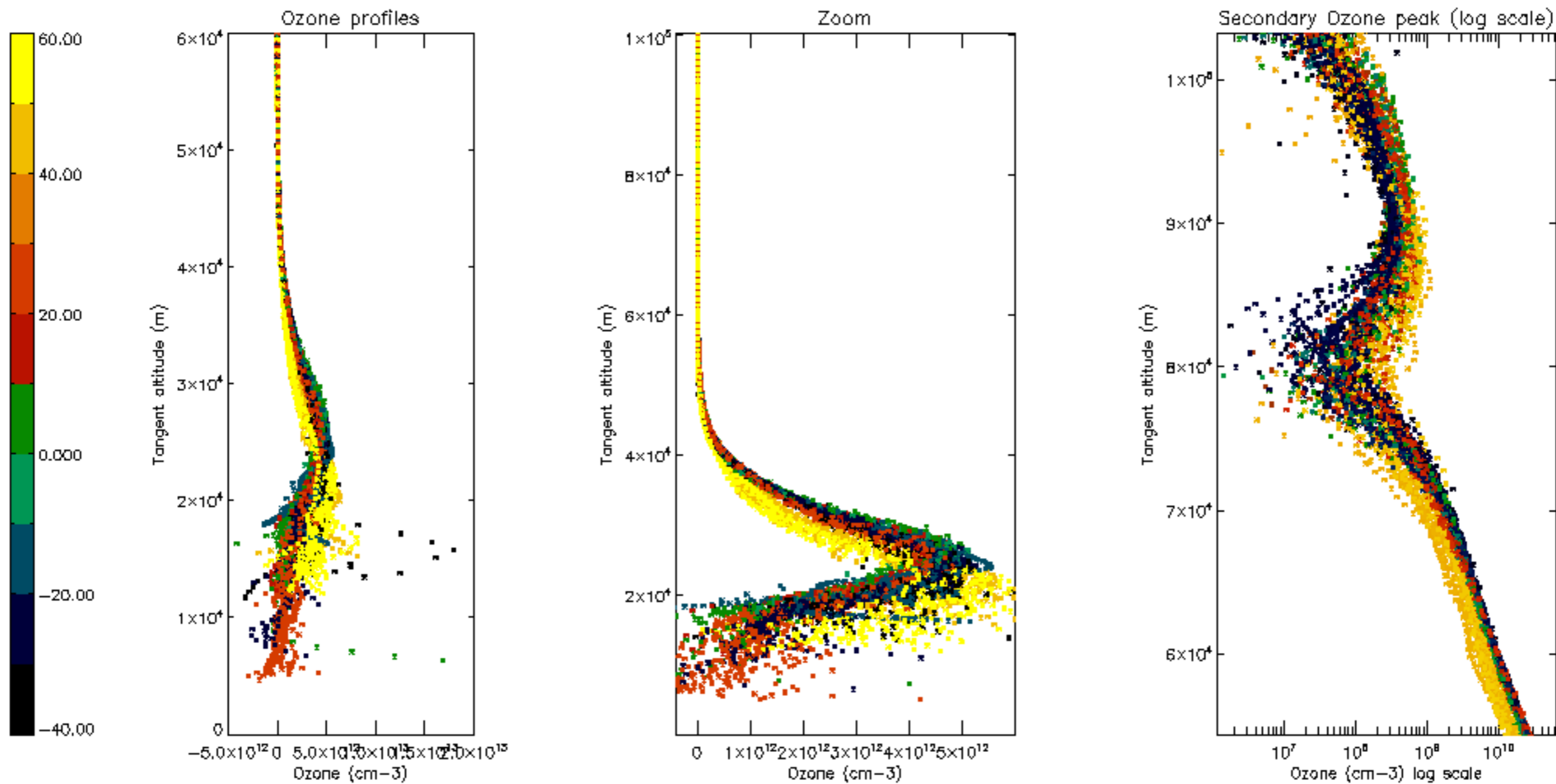


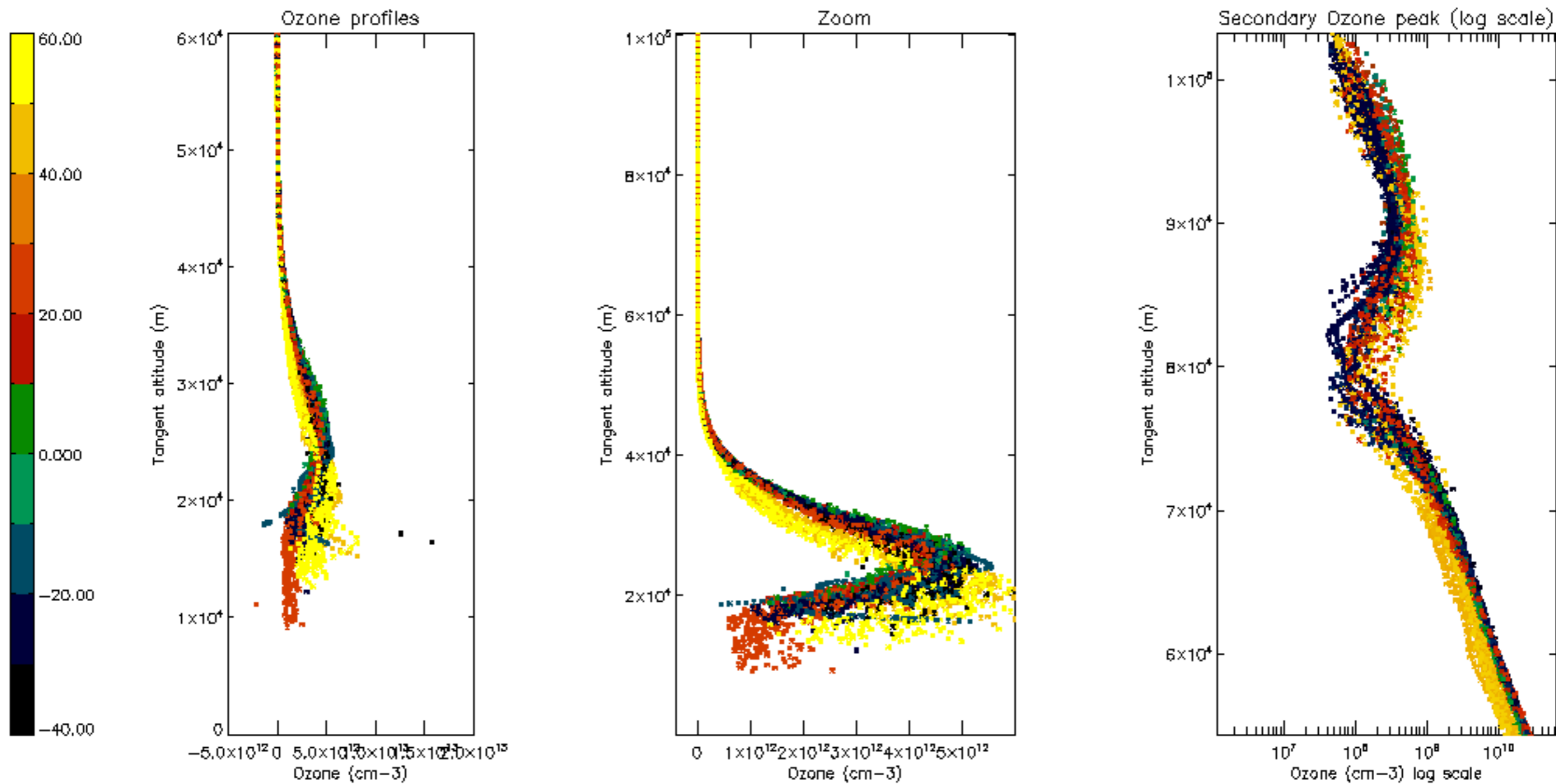
Percentage of star falling outside central band per profile

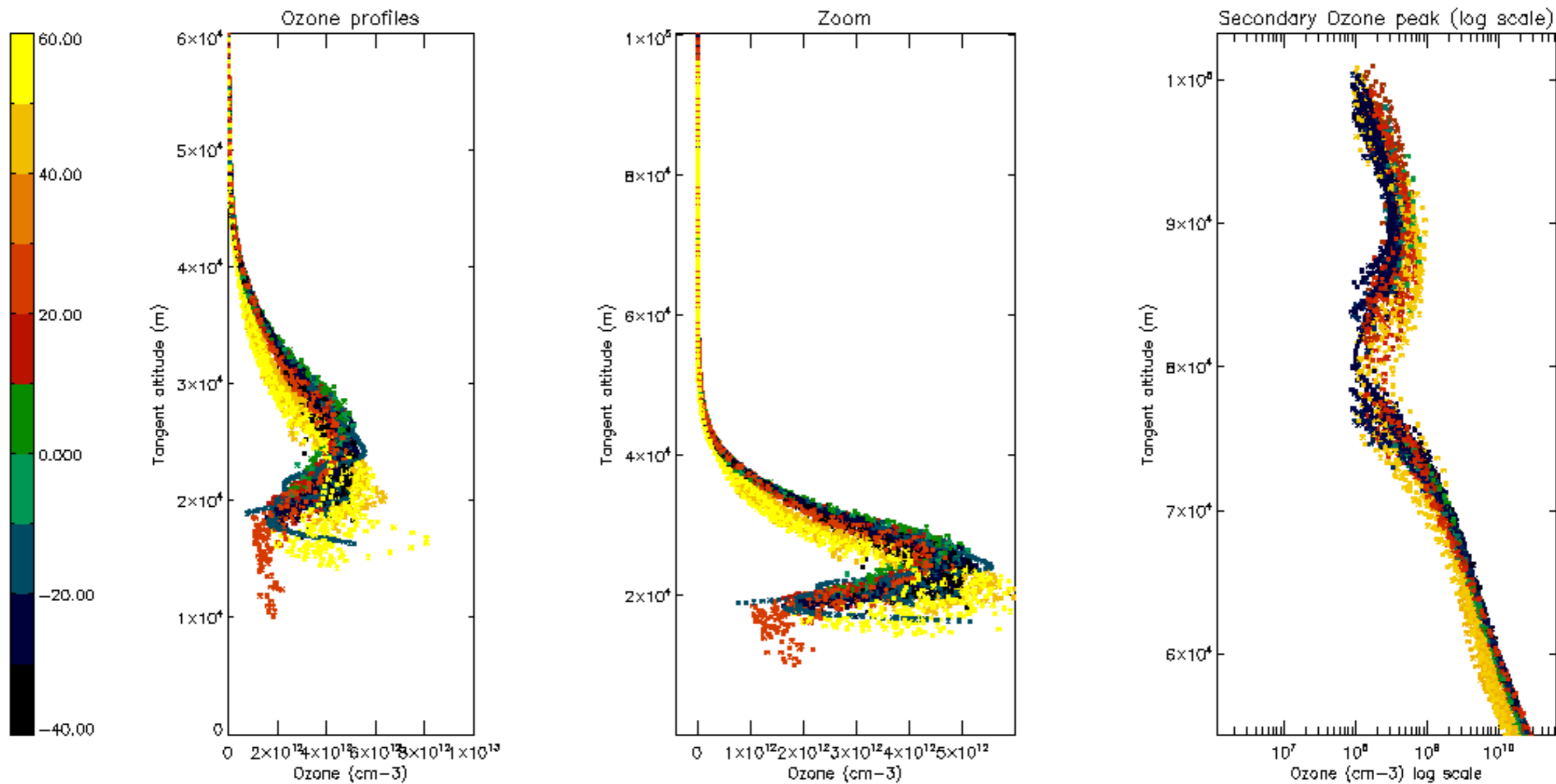


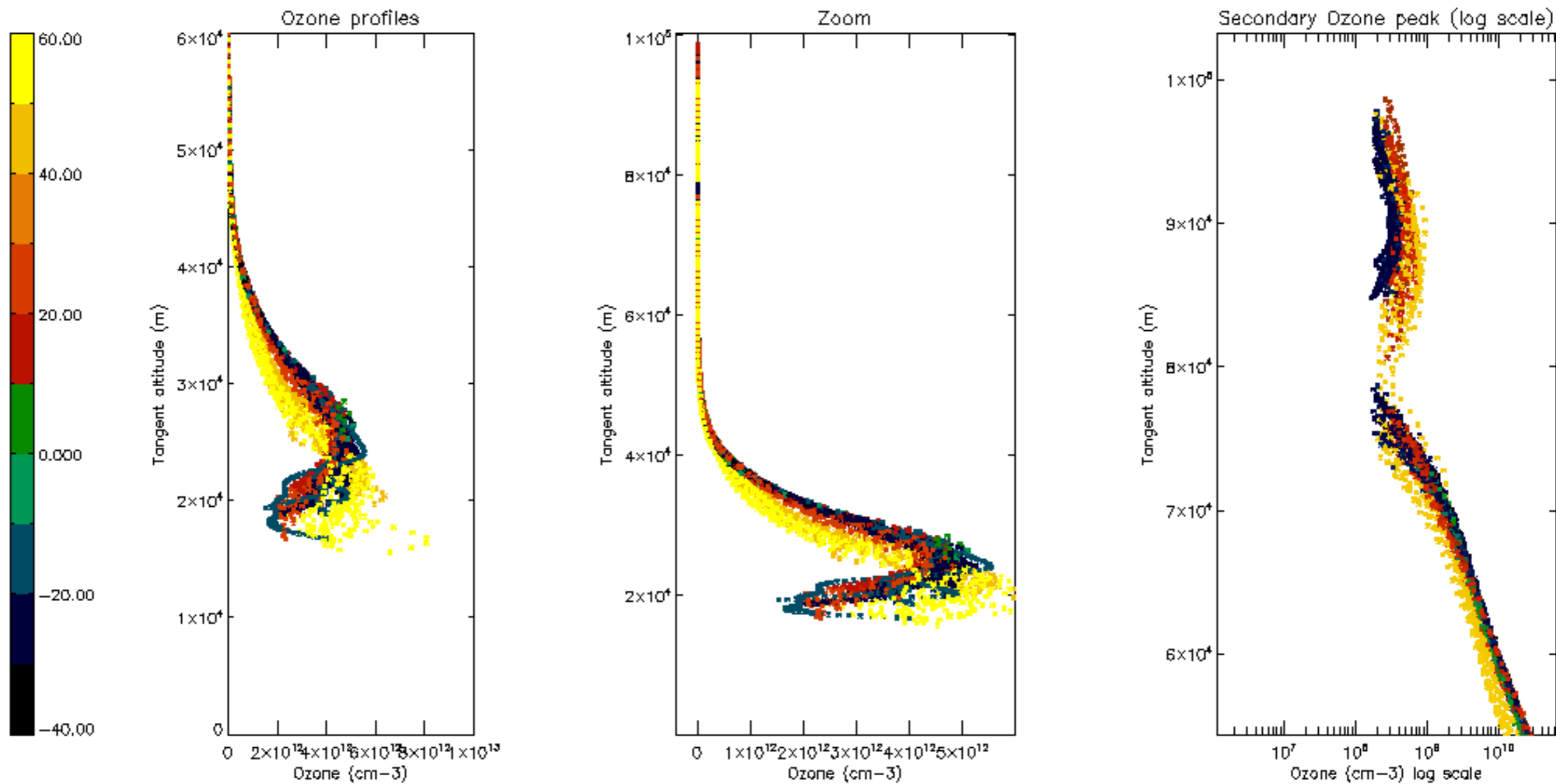
Percentage of saturation errors per profile

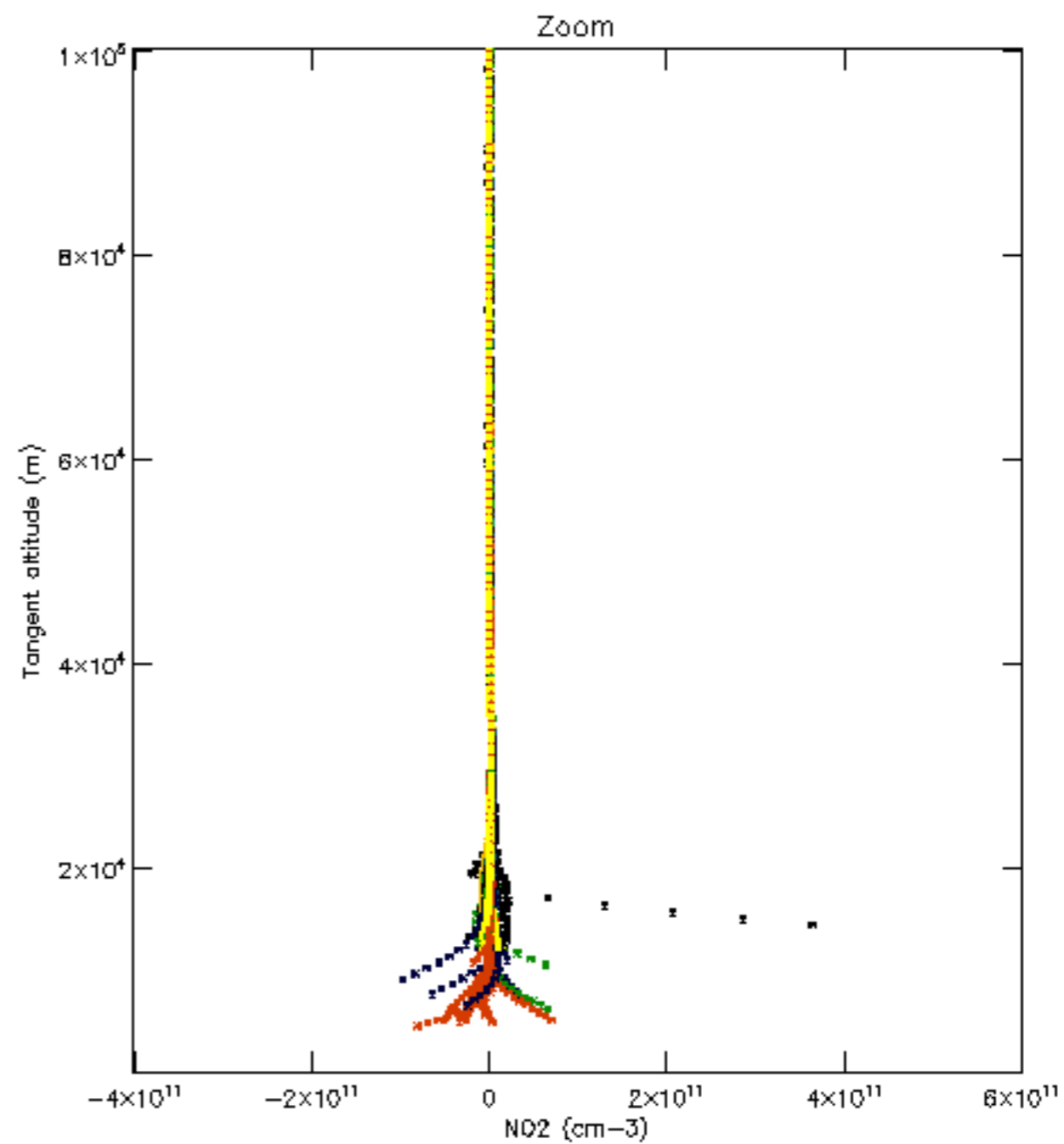
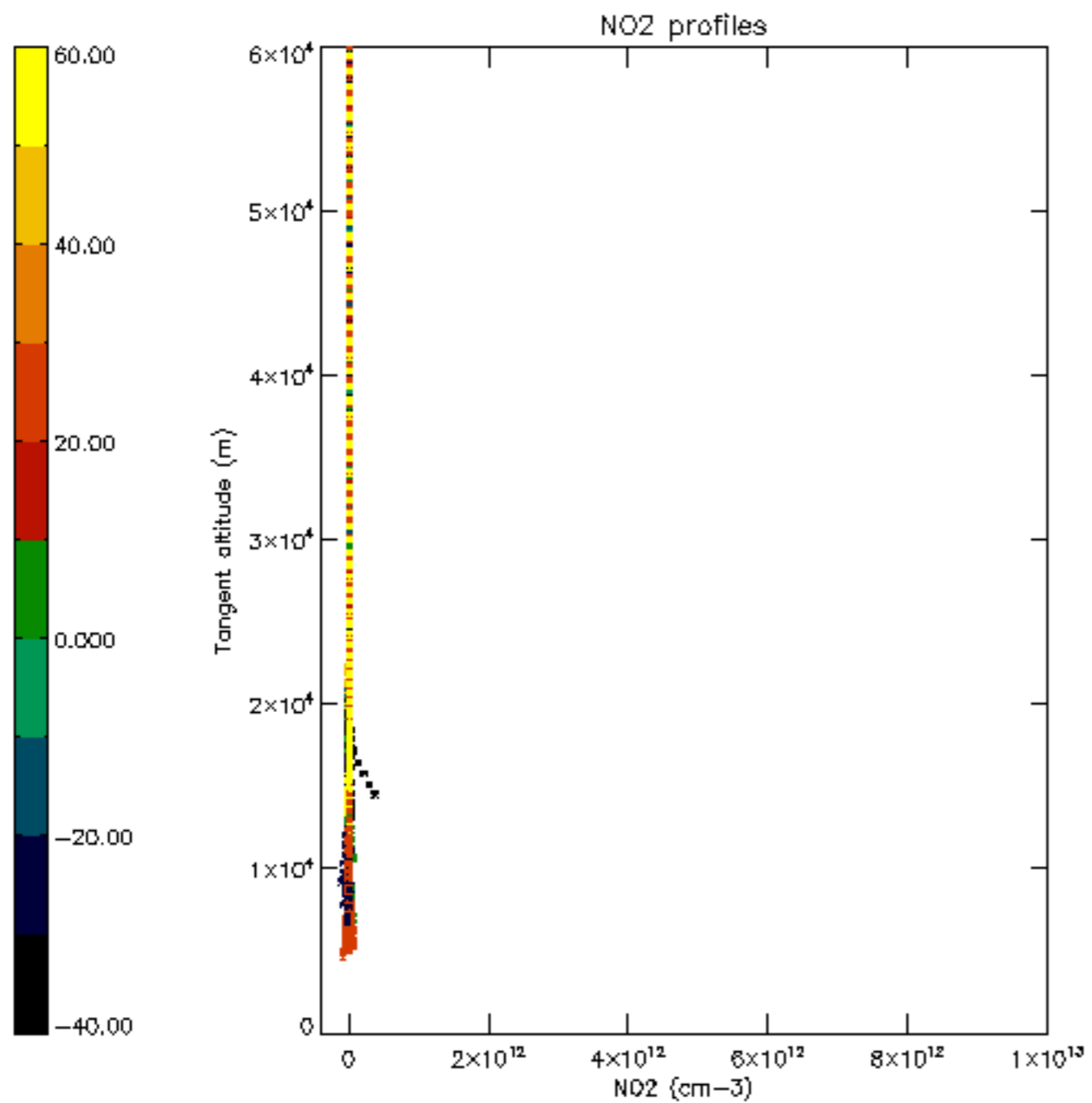


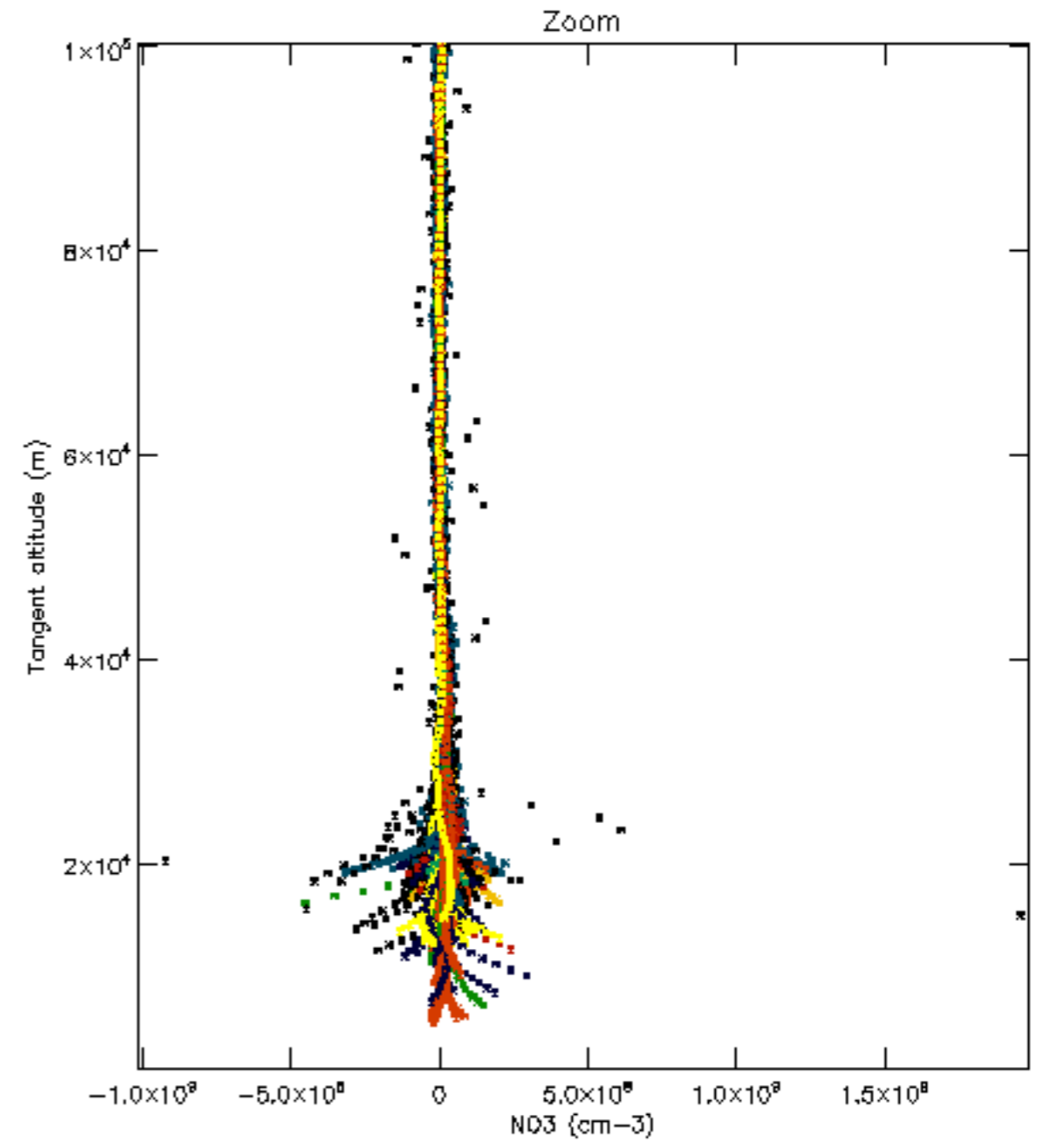
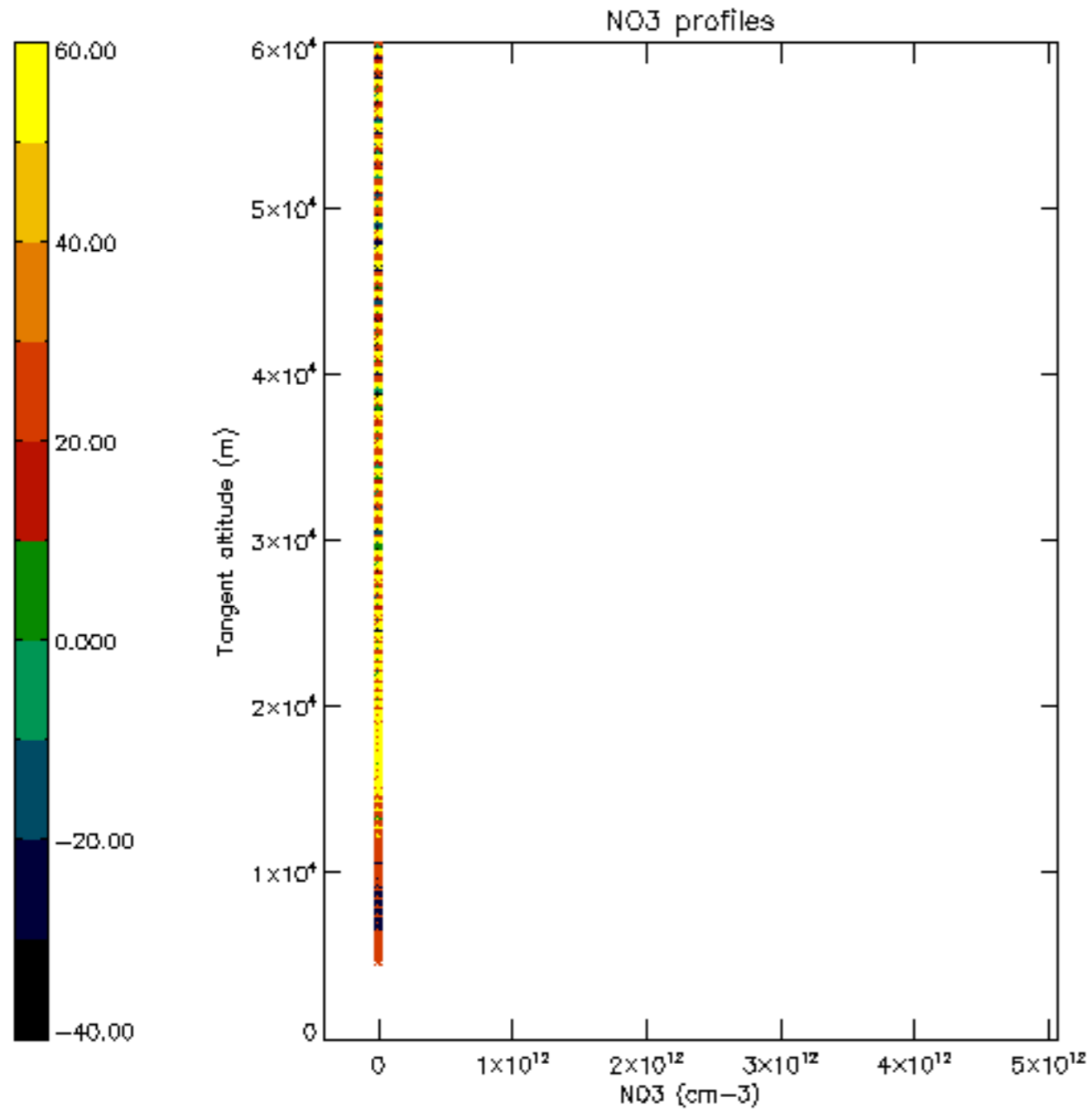


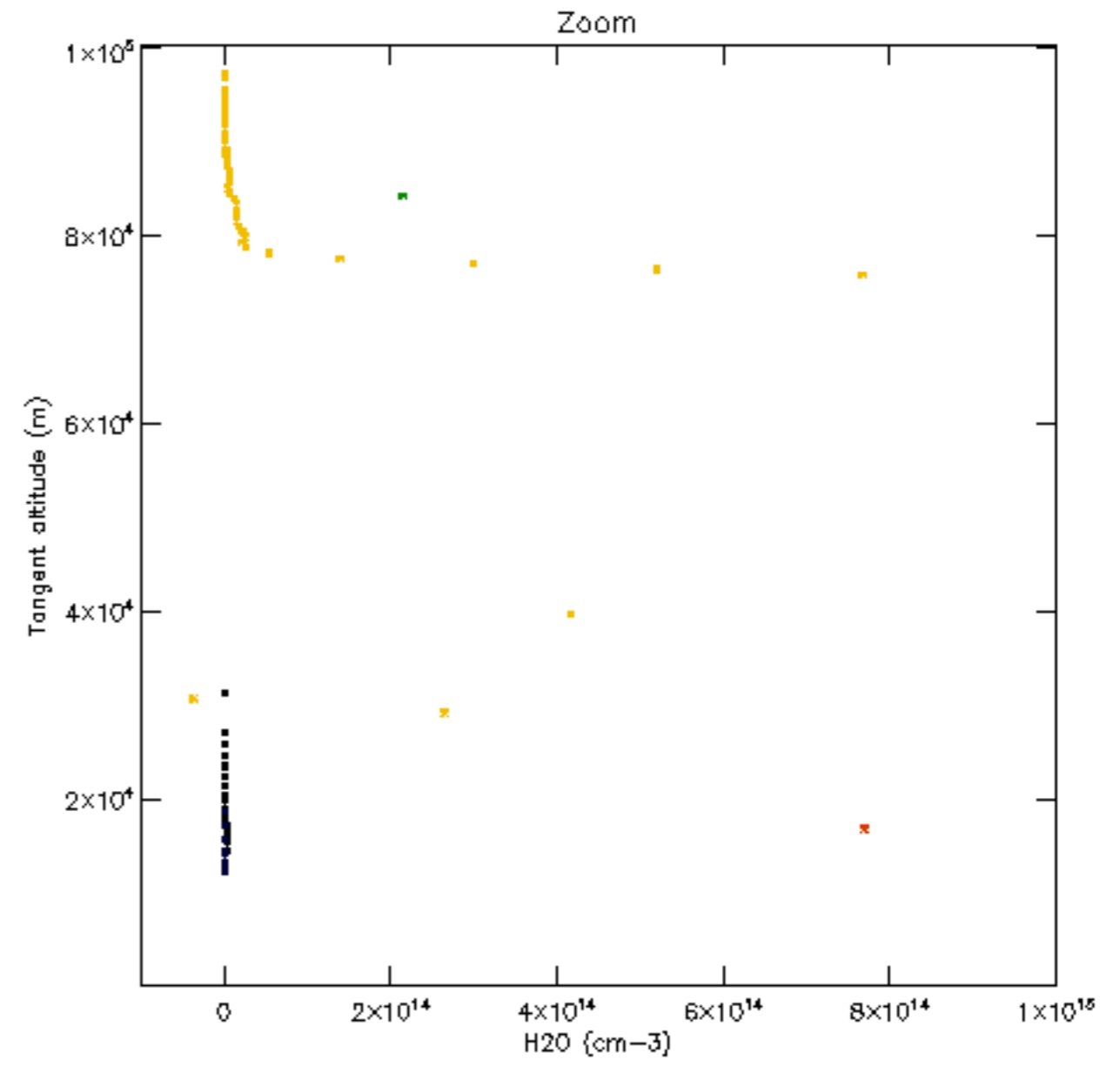
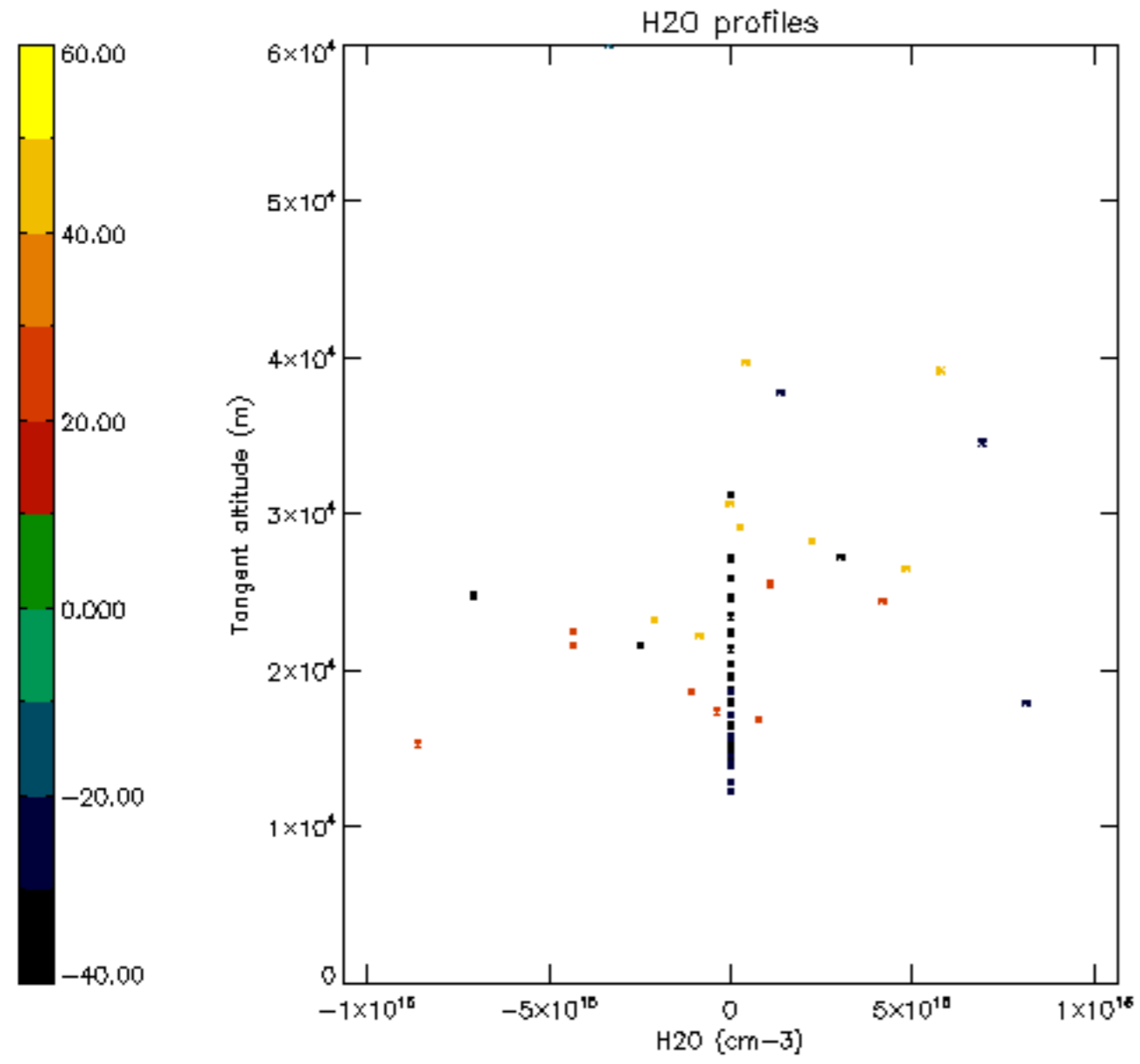


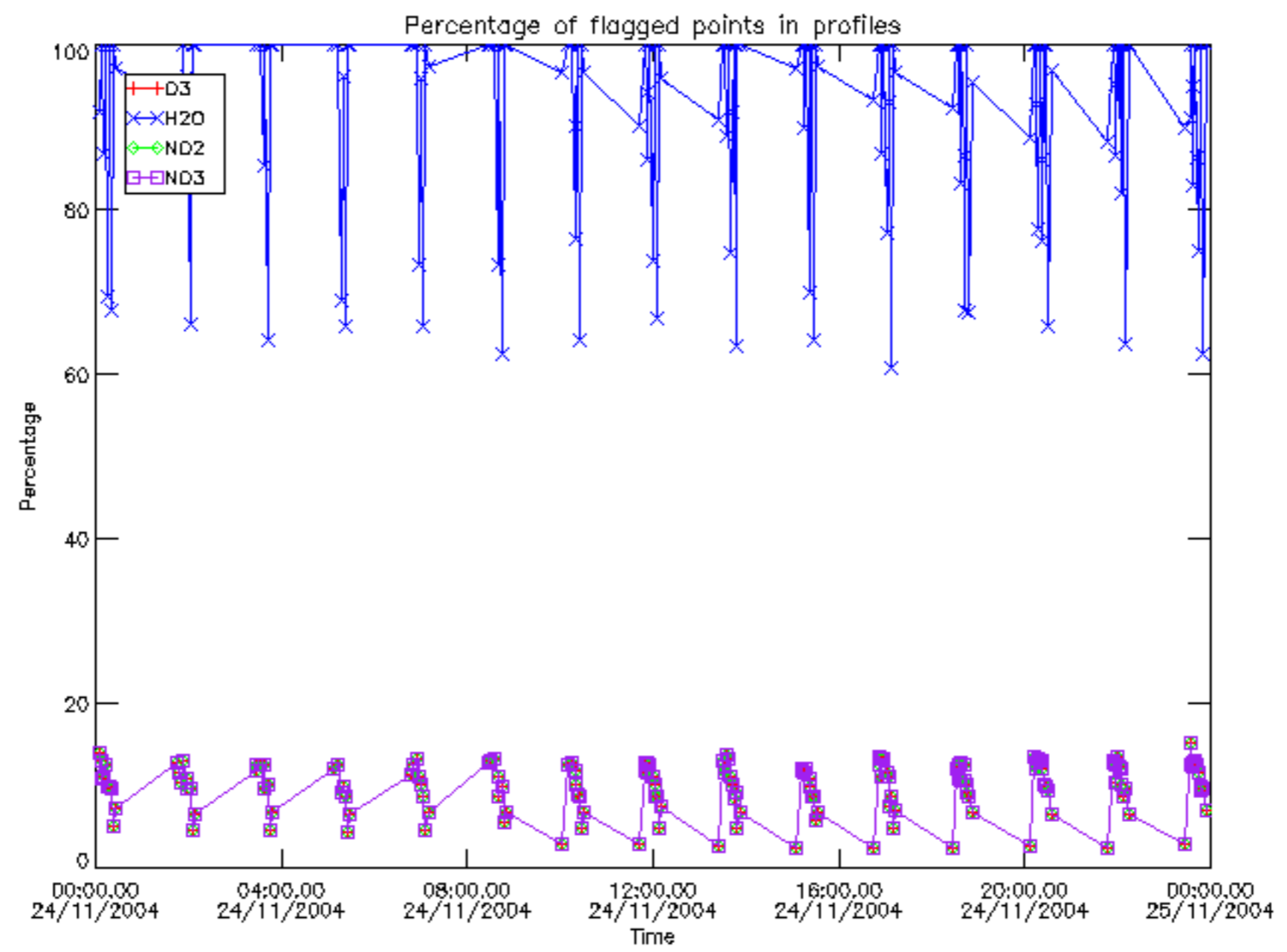




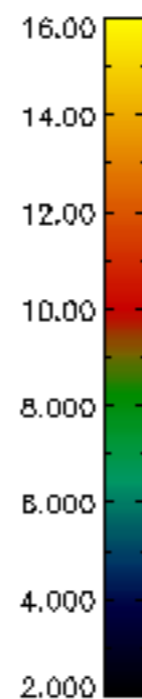
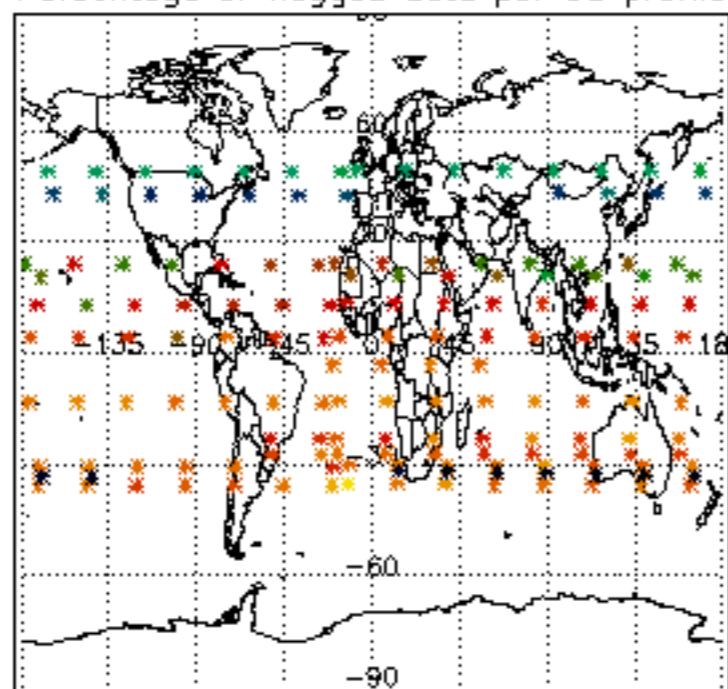




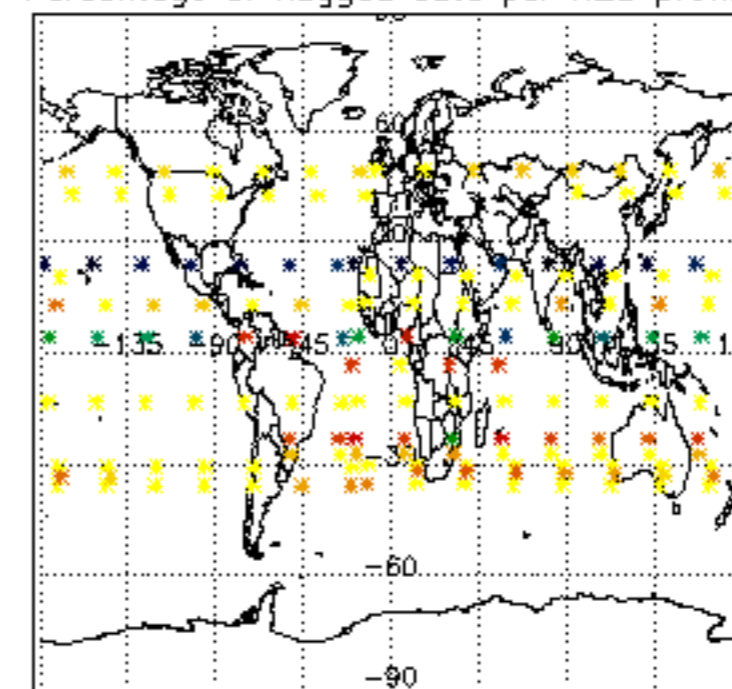




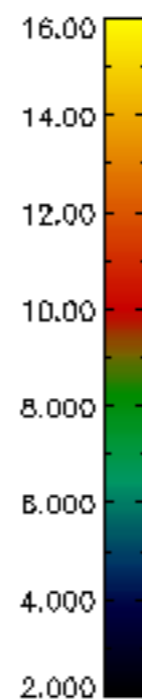
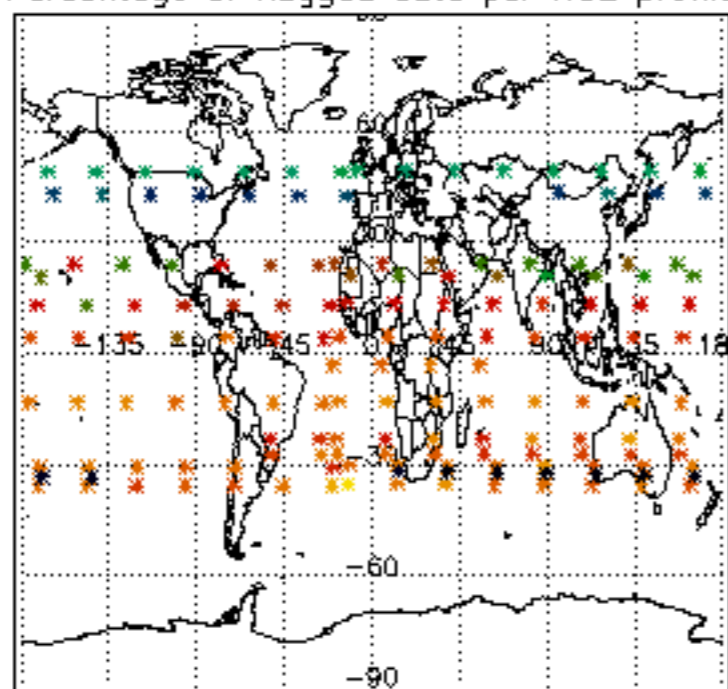
Percentage of flagged data per D3 profile



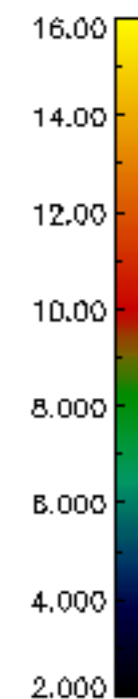
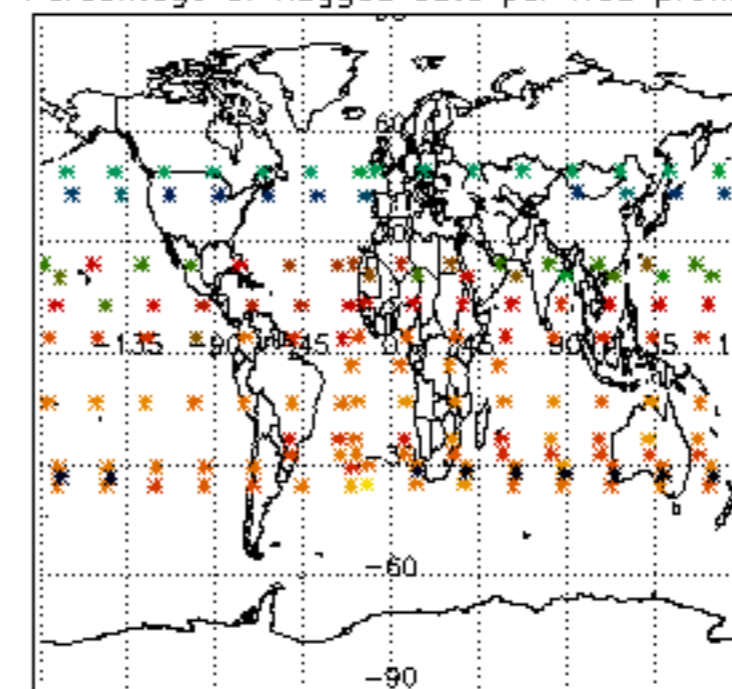
Percentage of flagged data per H2O profile

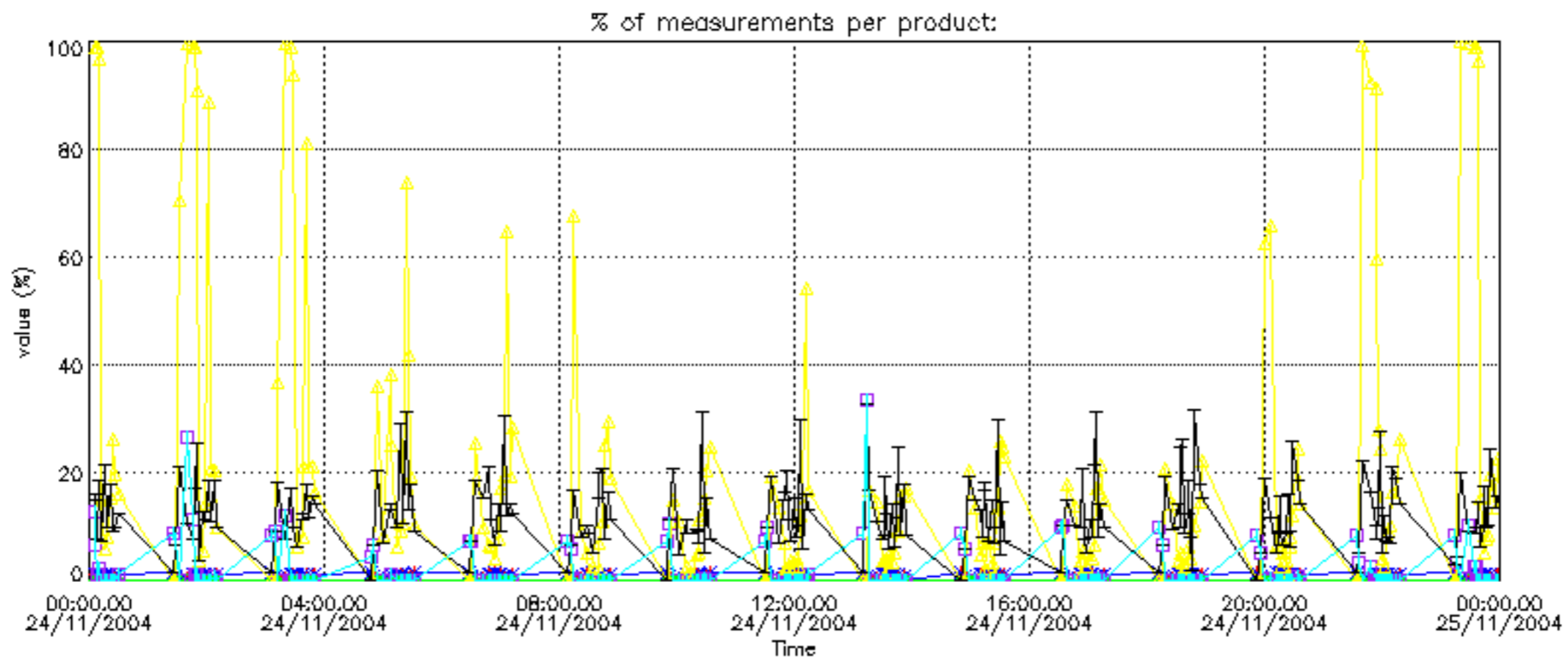


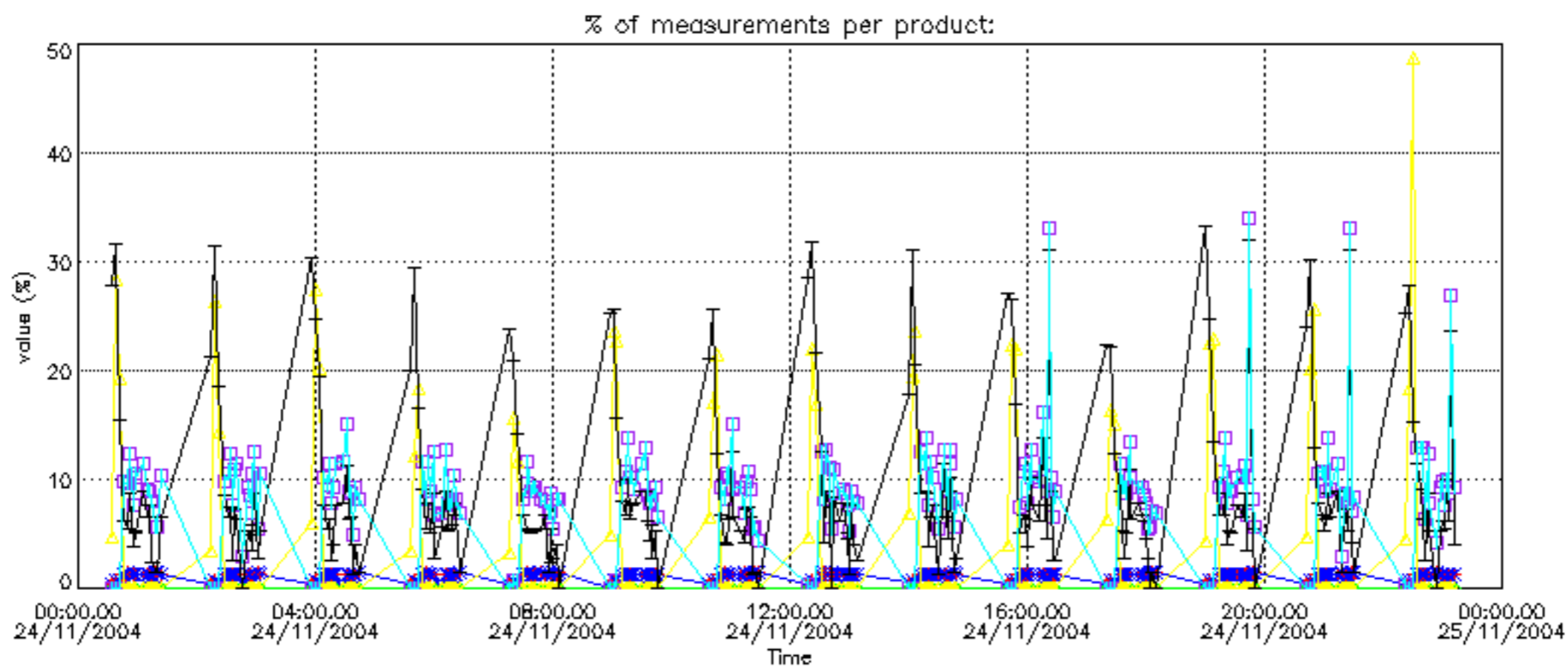
Percentage of flagged data per NO2 profile



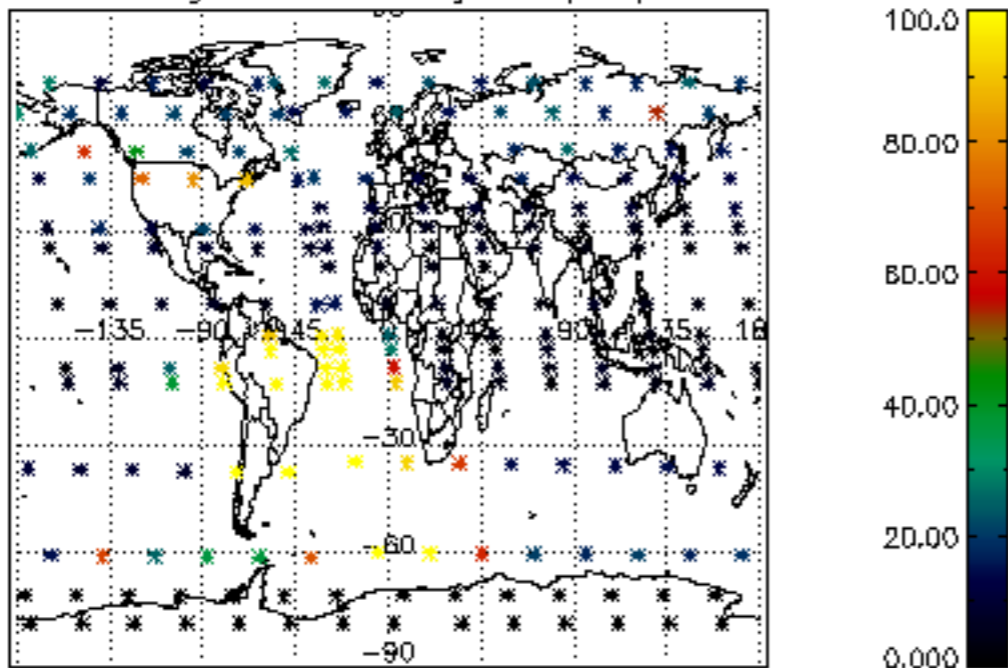
Percentage of flagged data per NO3 profile



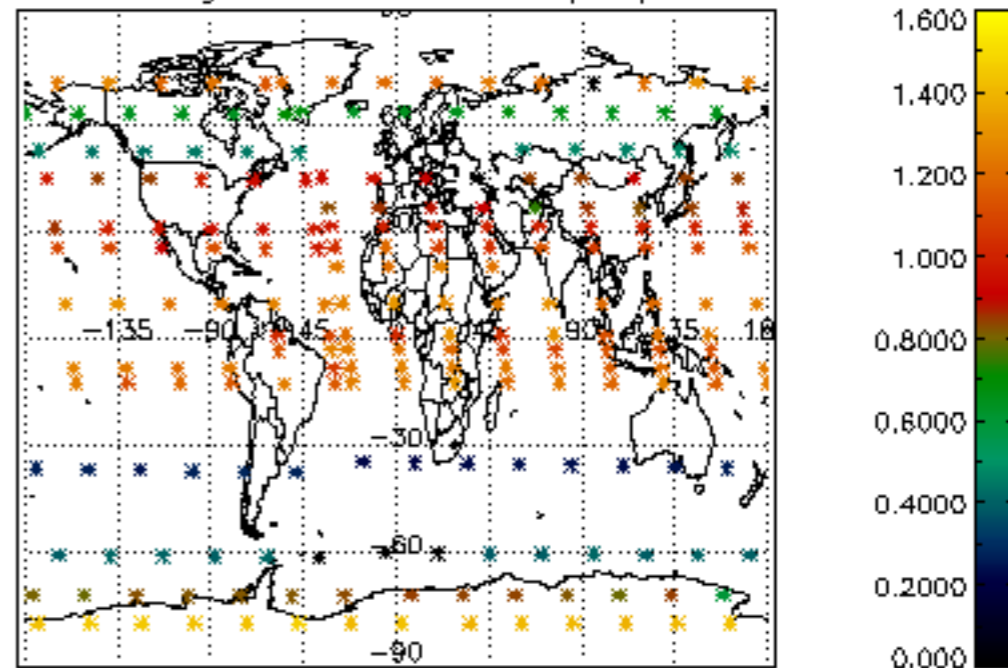




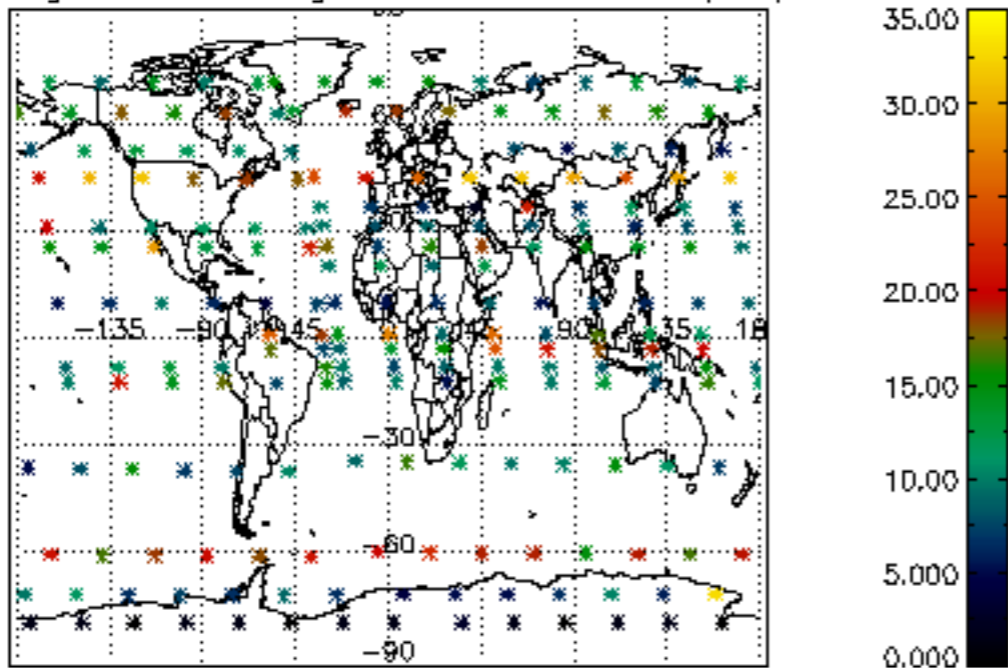
Percentage of cosmic ray hits per profile



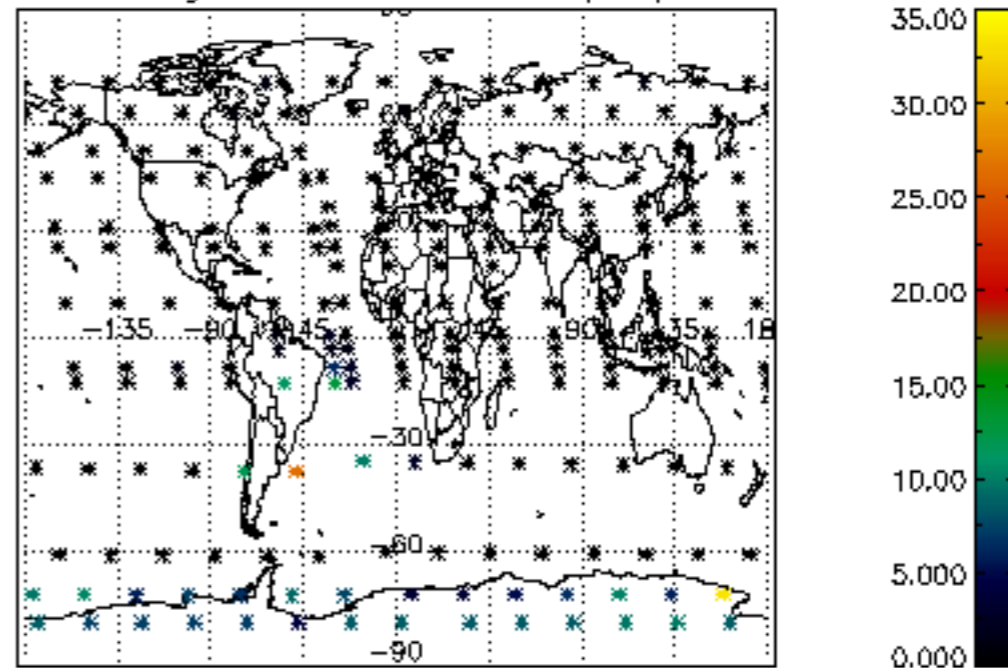
Percentage of datation errors per profile



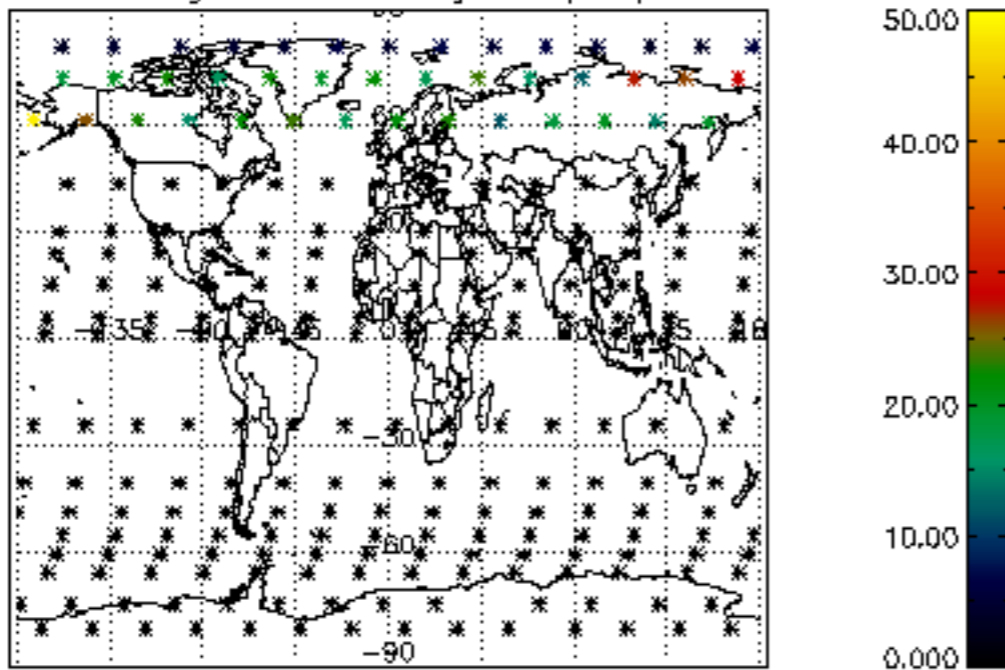
Percentage of star falling outside central band per profile



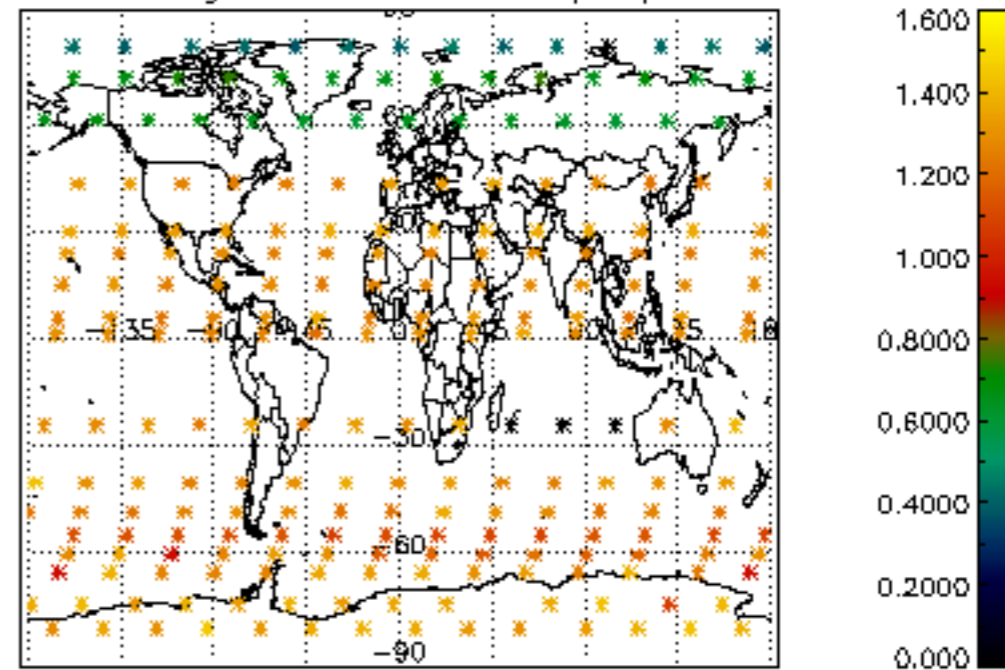
Percentage of saturation errors per profile



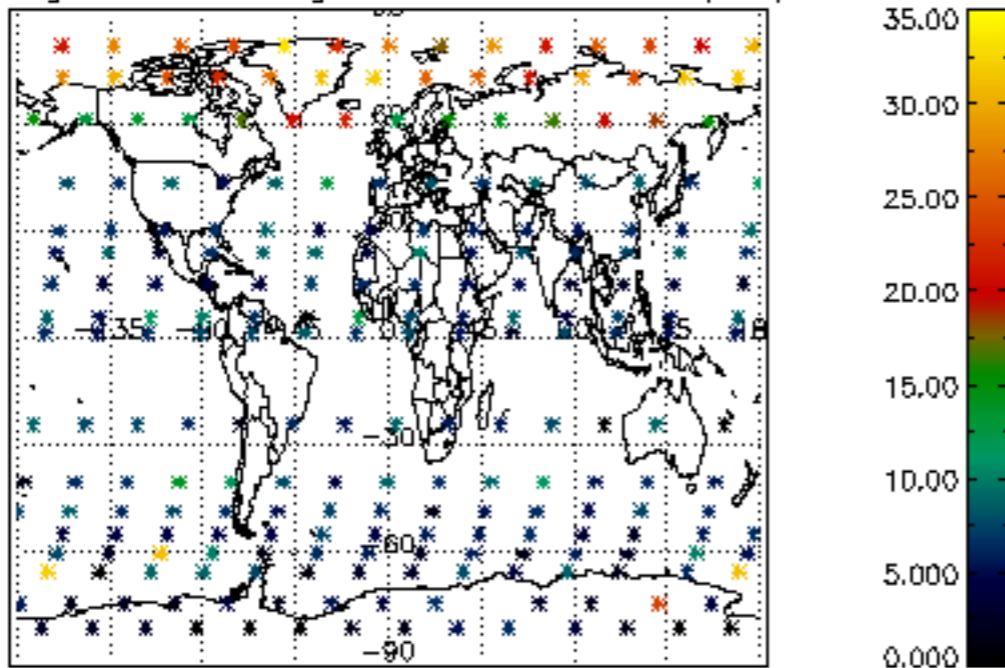
Percentage of cosmic ray hits per profile



Percentage of datation errors per profile



Percentage of star falling outside central band per profile



Percentage of saturation errors per profile

