

GOMOS Level 2 Daily Report

SUMMARY

[1. General Info](#)

[2. Summary of processed GOM_NL_2P products](#)

[3. Level 2 Quality information per product](#)

[3.1 Plot of level 2 quality information per product \(time dependant\)](#)

[3.2 Plot of level 2 quality information per product \(world map\)](#)

[4. Level 1 Quality information per product \(stored on level 2 products\)](#)

[4.1 Plot of level 1 quality information per product \(time dependant\)](#)

[4.1.1 Plot of level 1 quality information per product \(time dependant\): ASCENDING](#)

[4.1.2 Plot of level 1 quality information per product \(time dependant\): DESCENDING](#)

[4.2 Plot of level 1 quality information per product \(world map\)](#)

[4.2.1 Plot of level 1 quality information per product \(world map\): ASCENDING](#)

[4.2.2 Plot of level 1 quality information per product \(world map\): DESCENDING](#)

[5. Ozone profiles based on quality statistics and other trace gas profiles](#)

[5.1 Ozone statistics based on quality of products](#)

[5.2 Plot ozone profiles for all STD \(dark without errors\)](#)

[5.3 Plot ozone profiles where STD < 20% \(dark without errors\)](#)

[5.4. Plot ozone profiles where STD < 10% \(dark without errors\)](#)

[5.5. Plot ozone profiles where STD < 5% \(dark without errors\)](#)

[5.6 Plot NO2 profiles for all STD \(dark without errors\)](#)

[5.7 Plot NO3 profiles for all STD \(dark without errors\)](#)

[5.8 Plot H2O profiles \(only for occultations of stars 1,2,3,4,13,14,16,26,63 dark without errors\) for all STD](#)

[6. Auxiliary Data Files used for the production reported in section 2](#)

This report presents the daily analysis on parameters extracted from GOMOS level 2 data (GOM_NL__2P). It is intended to monitor some important parameters that will impact the quality of these products. A list of level 2 products (and content) that have arrived during the reporting day to the PCF is also given.

Item	Value
Time of report generation	19APR2013 16:10:29
Data source version	GOMOS/6.01
Start time of products	23-11-2004 (23NOV2004 00:00:00)
Stop time of products	24-11-2004 (24NOV2004 00:00:00)
Store outputs in DB	Yes
Nb of level 2 prods	451
Nb of prods with errors	0

2. Summary of processed GOM_NL__2P products.

Nr	Filename	UTC Start time	Limb	Duration	Star Id	Star Name	Star Mag	Star Temp	Nb Meas	Orbit	Prod. error
1	GOM_NL__2PRFIN20041123_000134_000000392032_00202_14284_7660.N1	23-NOV-2004 00:01:34	Bright	39.000	60	7Bet UMi	2.0810	3950.0	78	14284	No
2	GOM_NL__2PRFIN20041123_000350_000000402032_00202_14284_7661.N1	23-NOV-2004 00:03:50	Bright	40.000	119	14Eta Dra	2.7270	4700.0	80	14284	No
3	GOM_NL__2PRFIN20041123_000555_000000442032_00202_14284_7662.N1	23-NOV-2004 00:05:55	Bright	44.000	82	48Bet UMa	2.3650	10600.	88	14284	No
4	GOM_NL__2PRFIN20041123_001136_000000362032_00202_14284_7663.N1	23-NOV-2004 00:11:36	Bright	35.500	180	27Gam Boo	3.0400	8000.0	71	14284	No
5	GOM_NL__2PRFIN20041123_001432_000000382032_00202_14284_7664.N1	23-NOV-2004 00:14:32	Bright	38.000	83		2.3780	11000.	76	14284	No
6	GOM_NL__2PRFIN20041123_001705_000000362032_00202_14284_7665.N1	23-NOV-2004 00:17:05	Bright	35.500	3	16Alp Boo	-0.050000	4250.0	71	14284	No
7	GOM_NL__2PRFIN20041123_001950_000000582032_00202_14284_7666.N1	23-NOV-2004 00:19:50	Bright	57.500	96	68Del Leo	2.5600	9300.0	115	14284	No
8	GOM_NL__2PRFIN20041123_002255_000001112032_00202_14284_7667.N1	23-NOV-2004 00:22:55	Twilight	110.50	51	41Gam1Leo	2.0100	4500.0	221	14284	No
9	GOM_NL__2PRFIN20041123_002917_000001542032_00202_14284_7668.N1	23-NOV-2004 00:29:17	Straylight	153.50	22	32Alp Leo	1.3600	15200.	307	14284	No
10	GOM_NL__2PRFIN20041123_003701_000000432032_00202_14284_7669.N1	23-NOV-2004 00:37:01	Dark	42.500	64	Gam Cen	2.2000	10600.	85	14284	No
11	GOM_NL__2PRFIN20041123_003936_000000482032_00202_14284_7670.N1	23-NOV-2004 00:39:36	Dark	47.500	20	Bet Cru	1.2530	30000.	95	14284	No
12	GOM_NL__2PRFIN20041123_004047_000000432032_00203_14285_7642.N1	23-NOV-2004 00:40:47	Dark	42.500	12	Alp1Cru	0.77500	30000.	85	14285	No
13	GOM_NL__2PRFIN20041123_004310_000000412032_00203_14285_7643.N1	23-NOV-2004 00:43:10	Dark	41.000	124	The Car	2.7640	30000.	82	14285	No
14	GOM_NL__2PRFIN20041123_004732_000000482032_00203_14285_7644.N1	23-NOV-2004 00:47:32	Dark	48.000	41	Eps Car	1.8600	4100.0	96	14285	No
15	GOM_NL__2PRFIN20041123_004901_000000502032_00203_14285_7645.N1	23-NOV-2004 00:49:01	Dark	50.000	34	Gam2Vel	1.7930	23000.	100	14285	No
16	GOM_NL__2PRFIN20041123_005301_000000502032_00203_14285_7646.N1	23-NOV-2004 00:53:01	Dark	50.000	2	Alp Car	-0.73600	7000.0	100	14285	No
17	GOM_NL__2PRFIN20041123_005451_000001072032_00203_14285_7647.N1	23-NOV-2004 00:54:51	Dark	106.50	132	15Rho Pup	2.8030	6900.0	213	14285	No
18	GOM_NL__2PRFIN20041123_005814_000000742032_00203_14285_7648.N1	23-NOV-2004 00:58:14	Dark	74.000	23	21Eps CMa	1.5020	26000.	148	14285	No
19	GOM_NL__2PRFIN20041123_010101_000000402032_00203_14285_7649.N1	23-NOV-2004 01:01:01	Straylight	40.000	157	The1Eri	2.9060	9300.0	80	14285	No
20	GOM_NL__2PRFIN20041123_010553_000001302032_00203_14285_7650.N1	23-NOV-2004 01:05:53	Straylight	129.50	1	9Alp CMa	-1.4400	11000.	259	14285	No
21	GOM_NL__2PRFIN20041123_011002_000000792032_00203_14285_7651.N1	23-NOV-2004 01:10:02	Straylight	79.000	7	19Bet Ori	0.10000	14000.	158	14285	No
22	GOM_NL__2PRFIN20041123_011350_000000822032_00203_14285_7652.N1	23-NOV-2004 01:13:50	Twilight	81.500	30	46Eps Ori	1.6940	30000.	163	14285	No
23	GOM_NL__2PRFIN20041123_011833_000000402032_00203_14285_7653.N1	23-NOV-2004 01:18:33	Bright	40.000	105	6Bet Ari	2.6450	8900.0	80	14285	No
24	GOM_NL__2PRFIN20041123_012221_000000382032_00203_14285_7654.N1	23-NOV-2004 01:22:21	Bright	38.000	173	4Bet Tri	3.0040	8900.0	76	14285	No
25	GOM_NL__2PRFIN20041123_012411_000000412032_00203_14285_7655.N1	23-NOV-2004 01:24:11	Bright	41.000	79	26Bet Per	2.3100	13100.	82	14285	No
26	GOM_NL__2PRFIN20041123_012642_000000392032_00203_14285_7656.N1	23-NOV-2004 01:26:42	Bright	39.000	175	39Del Per	3.0100	19400.	78	14285	No
27	GOM_NL__2PRFIN20041123_012908_000000412032_00203_14285_7657.N1	23-NOV-2004 01:29:08	Bright	40.500	68	18Alp Cas	2.2250	4500.0	81	14285	No
28	GOM_NL__2PRFIN20041123_013023_000000392032_00203_14285_7658.N1	23-NOV-2004 01:30:23	Bright	38.500	74	11Bet Cas	2.2680	6600.0	77	14285	No
29	GOM_NL__2PRFIN20041123_013738_000000372032_00203_14285_7659.N1	23-NOV-2004 01:37:38	Bright	37.000	49	1Alp UMi	1.9900	6300.0	74	14285	No
30	GOM_NL__2PRFIN20041123_014211_000000402032_00203_14285_7660.N1	23-NOV-2004 01:42:11	Bright	39.500	60	7Bet UMi	2.0810	3950.0	79	14285	No
31	GOM_NL__2PRFIN20041123_014424_000000422032_00203_14285_7661.N1	23-NOV-2004 01:44:24	Bright	42.000	119	14Eta Dra	2.7270	4700.0	84	14285	No
32	GOM_NL__2PRFIN20041123_014631_000000452032_00203_14285_7662.N1	23-NOV-2004 01:46:31	Bright	45.000	82	48Bet UMa	2.3650	10600.	90	14285	No
33	GOM_NL__2PRFIN20041123_014801_000000432032_00203_14285_7663.N1	23-NOV-2004 01:48:01	Bright	43.000	87	64Gam UMa	2.4330	11000.	86	14285	No
34	GOM_NL__2PRFIN20041123_014928_000000402032_00203_14285_7664.N1	23-NOV-2004 01:49:28	Bright	39.500	39	85Eta UMa	1.8540	24000.	79	14285	No
35	GOM_NL__2PRFIN20041123_015213_000000512032_00203_14285_7665.N1	23-NOV-2004 01:52:13	Bright	51.000	180	27Gam Boo	3.0400	8000.0	102	14285	No
36	GOM_NL__2PRFIN20041123_015509_000000392032_00203_14285_7666.N1	23-NOV-2004 01:55:09	Bright	38.500	83		2.3780	11000.	77	14285	No
37	GOM_NL__2PRFIN20041123_015742_000000352032_00203_14285_7667.N1	23-NOV-2004 01:57:42	Bright	34.500	3	16Alp Boo	-0.050000	4250.0	69	14285	No
38	GOM_NL__2PRFIN20041123_020026_000000582032_00203_14285_7668.N1	23-NOV-2004 02:00:26	Bright	58.000	96	68Del Leo	2.5600	9300.0	116	14285	No
39	GOM_NL__2PRFIN20041123_020333_000001102032_00203_14285_7669.N1	23-NOV-2004 02:03:33	Twilight	110.00	51	41Gam1Leo	2.0100	4500.0	220	14285	No
40	GOM_NL__2PRFIN20041123_020956_000001712032_00203_14285_7670.N1	23-NOV-2004 02:09:56	Straylight	171.00	22	32Alp Leo	1.3600	15200.	342	14285	No
41	GOM_NL__2PRFIN20041123_021738_000000392032_00203_14285_7671.N1	23-NOV-2004 02:17:38	Dark	39.000	64	Gam Cen	2.2000	10600.	78	14285	No
42	GOM_NL__2PRFIN20041123_021846_000000452032_00203_14285_7672.N1	23-NOV-2004 02:18:46	Dark	44.500	99	Del Cen	2.5750	26000.	89	14285	No

43	GOM_NL__2PRFIN20041123_022015_000000402032_00203_14285_7673.N1	23-NOV-2004 02:20:15	Dark	39.500	20	Bet Cru	1.2530	30000.	79	14285	No
44	GOM_NL__2PRFIN20041123_022124_000000442032_00204_14286_7644.N1	23-NOV-2004 02:21:24	Dark	44.000	12	Alp1Cru	0.77500	30000.	88	14286	No
45	GOM_NL__2PRFIN20041123_022348_000000412032_00204_14286_7645.N1	23-NOV-2004 02:23:48	Dark	41.000	124	The Car	2.7640	30000.	82	14286	No
46	GOM_NL__2PRFIN20041123_022808_000000482032_00204_14286_7646.N1	23-NOV-2004 02:28:08	Dark	47.500	41	Eps Car	1.8600	4100.0	95	14286	No
47	GOM_NL__2PRFIN20041123_022938_000000522032_00204_14286_7647.N1	23-NOV-2004 02:29:38	Dark	51.500	34	Gam2Vel	1.7930	23000.	103	14286	No
48	GOM_NL__2PRFIN20041123_023338_000000602032_00204_14286_7648.N1	23-NOV-2004 02:33:38	Dark	60.000	2	Alp Car	-0.73600	7000.0	120	14286	No
49	GOM_NL__2PRFIN20041123_023529_000001132032_00204_14286_7649.N1	23-NOV-2004 02:35:29	Dark	113.00	132	15Rho Pup	2.8030	6900.0	226	14286	No
50	GOM_NL__2PRFIN20041123_023851_000000822032_00204_14286_7650.N1	23-NOV-2004 02:38:51	Dark	82.000	23	21Eps CMa	1.5020	26000.	164	14286	No
51	GOM_NL__2PRFIN20041123_024137_000000412032_00204_14286_7651.N1	23-NOV-2004 02:41:37	Straylight	40.500	157	The1Eri	2.9060	9300.0	81	14286	No
52	GOM_NL__2PRFIN20041123_024629_000001502032_00204_14286_7652.N1	23-NOV-2004 02:46:29	Straylight	150.00	1	9Alp CMa	-1.4400	11000.	300	14286	No
53	GOM_NL__2PRFIN20041123_025038_000000772032_00204_14286_7653.N1	23-NOV-2004 02:50:38	Straylight	76.500	7	19Bet Ori	0.10000	14000.	153	14286	No
54	GOM_NL__2PRFIN20041123_025425_000000812032_00204_14286_7654.N1	23-NOV-2004 02:54:25	Tw_i_and_stray	80.500	30	46Eps Ori	1.6940	30000.	161	14286	No
55	GOM_NL__2PRFIN20041123_025909_000000382032_00204_14286_7655.N1	23-NOV-2004 02:59:09	Bright	38.000	105	6Bet Ari	2.6450	8900.0	76	14286	No
56	GOM_NL__2PRFIN20041123_030257_000000382032_00204_14286_7656.N1	23-NOV-2004 03:02:57	Bright	38.000	173	4Bet Tri	3.0040	8900.0	76	14286	No
57	GOM_NL__2PRFIN20041123_030447_000000422032_00204_14286_7657.N1	23-NOV-2004 03:04:47	Bright	42.000	79	26Bet Per	2.3100	13100.	84	14286	No
58	GOM_NL__2PRFIN20041123_030718_000000412032_00204_14286_7658.N1	23-NOV-2004 03:07:18	Bright	40.500	175	39Del Per	3.0100	19400.	81	14286	No
59	GOM_NL__2PRFIN20041123_030946_000000392032_00204_14286_7659.N1	23-NOV-2004 03:09:46	Bright	39.000	68	18Alp Cas	2.2250	4500.0	78	14286	No
60	GOM_NL__2PRFIN20041123_031059_000000392032_00204_14286_7660.N1	23-NOV-2004 03:10:59	Bright	39.000	74	11Bet Cas	2.2680	6600.0	78	14286	No
61	GOM_NL__2PRFIN20041123_031813_000000352032_00204_14286_7661.N1	23-NOV-2004 03:18:13	Bright	35.000	49	1Alp UMi	1.9900	6300.0	70	14286	No
62	GOM_NL__2PRFIN20041123_032247_000000402032_00204_14286_7662.N1	23-NOV-2004 03:22:47	Bright	39.500	60	7Bet UMi	2.0810	3950.0	79	14286	No
63	GOM_NL__2PRFIN20041123_032502_000000402032_00204_14286_7663.N1	23-NOV-2004 03:25:02	Bright	39.500	119	14Eta Dra	2.7270	4700.0	79	14286	No
64	GOM_NL__2PRFIN20041123_032706_000000432032_00204_14286_7664.N1	23-NOV-2004 03:27:06	Bright	43.000	82	48Bet UMa	2.3650	10600.	86	14286	No
65	GOM_NL__2PRFIN20041123_032837_000000432032_00204_14286_7665.N1	23-NOV-2004 03:28:37	Bright	43.000	87	64Gam UMa	2.4330	11000.	86	14286	No
66	GOM_NL__2PRFIN20041123_033003_000000522032_00204_14286_7666.N1	23-NOV-2004 03:30:03	Bright	52.000	39	85Eta UMa	1.8540	24000.	104	14286	No
67	GOM_NL__2PRFIN20041123_033248_000000362032_00204_14286_7667.N1	23-NOV-2004 03:32:48	Bright	36.000	180	27Gam Boo	3.0400	8000.0	72	14286	No
68	GOM_NL__2PRFIN20041123_033546_000000382032_00204_14286_7668.N1	23-NOV-2004 03:35:46	Bright	37.500	83		2.3780	11000.	75	14286	No
69	GOM_NL__2PRFIN20041123_033818_000000352032_00204_14286_7669.N1	23-NOV-2004 03:38:18	Bright	35.000	3	16Alp Boo	-0.050000	4250.0	70	14286	No
70	GOM_NL__2PRFIN20041123_034103_000000572032_00204_14286_7670.N1	23-NOV-2004 03:41:03	Bright	56.500	96	68Del Leo	2.5600	9300.0	113	14286	No
71	GOM_NL__2PRFIN20041123_034410_000001122032_00204_14286_7671.N1	23-NOV-2004 03:44:10	Tw_i_and_stray	112.00	51	41Gam1Leo	2.0100	4500.0	224	14286	No
72	GOM_NL__2PRFIN20041123_035035_000001462032_00204_14286_7672.N1	23-NOV-2004 03:50:35	Straylight	146.00	22	32Alp Leo	1.3600	15200.	292	14286	No
73	GOM_NL__2PRFIN20041123_035814_000000442032_00204_14286_7673.N1	23-NOV-2004 03:58:14	Dark	43.500	64	Gam Cen	2.2000	10600.	87	14286	No
74	GOM_NL__2PRFIN20041123_035925_000000442032_00204_14286_7674.N1	23-NOV-2004 03:59:25	Dark	43.500	99	Del Cen	2.5750	26000.	87	14286	No
75	GOM_NL__2PRFIN20041123_040051_000000442032_00204_14286_7675.N1	23-NOV-2004 04:00:51	Dark	43.500	20	Bet Cru	1.2530	30000.	87	14286	No
76	GOM_NL__2PRFIN20041123_040200_000000402032_00205_14287_7642.N1	23-NOV-2004 04:02:00	Dark	39.500	12	Alp1Cru	0.77500	30000.	79	14287	No
77	GOM_NL__2PRFIN20041123_040424_000000412032_00205_14287_7643.N1	23-NOV-2004 04:04:24	Dark	40.500	124	The Car	2.7640	30000.	81	14287	No
78	GOM_NL__2PRFIN20041123_040846_000000472032_00205_14287_7644.N1	23-NOV-2004 04:08:46	Dark	47.000	41	Eps Car	1.8600	4100.0	94	14287	No
79	GOM_NL__2PRFIN20041123_041015_000000522032_00205_14287_7645.N1	23-NOV-2004 04:10:15	Dark	51.500	34	Gam2Vel	1.7930	23000.	103	14287	No
80	GOM_NL__2PRFIN20041123_041414_000000502032_00205_14287_7646.N1	23-NOV-2004 04:14:14	Dark	50.000	2	Alp Car	-0.73600	7000.0	100	14287	No
81	GOM_NL__2PRFIN20041123_041607_000001162032_00205_14287_7647.N1	23-NOV-2004 04:16:07	Dark	116.00	132	15Rho Pup	2.8030	6900.0	232	14287	No
82	GOM_NL__2PRFIN20041123_041928_000000752032_00205_14287_7648.N1	23-NOV-2004 04:19:28	Dark	74.500	23	21Eps CMa	1.5020	26000.	149	14287	No
83	GOM_NL__2PRFIN20041123_042213_000000412032_00205_14287_7649.N1	23-NOV-2004 04:22:13	Straylight	40.500	157	The1Eri	2.9060	9300.0	81	14287	No
84	GOM_NL__2PRFIN20041123_042705_000001392032_00205_14287_7650.N1	23-NOV-2004 04:27:05	Straylight	139.00	1	9Alp CMa	-1.4400	11000.	278	14287	No
85	GOM_NL__2PRFIN20041123_043113_000000732032_00205_14287_7651.N1	23-NOV-2004 04:31:13	Straylight	72.500	7	19Bet Ori	0.10000	14000.	145	14287	No
86	GOM_NL__2PRFIN20041123_043500_000000842032_00205_14287_7652.N1	23-NOV-2004 04:35:00	Tw_i_and_stray	83.500	30	46Eps Ori	1.6940	30000.	167	14287	No
87	GOM_NL__2PRFIN20041123_043945_000000392032_00205_14287_7653.N1	23-NOV-2004 04:39:45	Bright	39.000	105	6Bet Ari	2.6450	8900.0	78	14287	No
88	GOM_NL__2PRFIN20041123_044334_000000372032_00205_14287_7654.N1	23-NOV-2004 04:43:34	Bright	37.000	173	4Bet Tri	3.0040	8900.0	74	14287	No
89	GOM_NL__2PRFIN20041123_044526_000000392032_00205_14287_7655.N1	23-NOV-2004 04:45:26	Bright	39.000	79	26Bet Per	2.3100	13100.	78	14287	No
90	GOM_NL__2PRFIN20041123_044753_000000392032_00205_14287_7656.N1	23-NOV-2004 04:47:53	Bright	39.000	175	39Del Per	3.0100	19400.	78	14287	No
91	GOM_NL__2PRFIN20041123_045022_000000382032_00205_14287_7657.N1	23-NOV-2004 04:50:22	Bright	38.000	68	18Alp Cas	2.2250	4500.0	76	14287	No
92	GOM_NL__2PRFIN20041123_045136_000000392032_00205_14287_7658.N1	23-NOV-2004 04:51:36	Bright	38.500	74	11Bet Cas	2.2680	6600.0	77	14287	No
93	GOM_NL__2PRFIN20041123_045850_000000382032_00205_14287_7659.N1	23-NOV-2004 04:58:50	Bright	37.500	49	1Alp UMi	1.9900	6300.0	75	14287	No
94	GOM_NL__2PRFIN20041123_050323_000000402032_00205_14287_7660.N1	23-NOV-2004 05:03:23	Bright	39.500	60	7Bet UMi	2.0810	3950.0	79	14287	No
95	GOM_NL__2PRFIN20041123_050538_000000402032_00205_14287_7661.N1	23-NOV-2004 05:05:38	Bright	39.500	119	14Eta Dra	2.7270	4700.0	79	14287	No
96	GOM_NL__2PRFIN20041123_050742_000000442032_00205_14287_7662.N1	23-NOV-2004 05:07:42	Bright	44.000	82	48Bet UMa	2.3650	10600.	88	14287	No
97	GOM_NL__2PRFIN20041123_050913_000000412032_00205_14287_7663.N1	23-NOV-2004 05:09:13	Bright	41.000	87	64Gam UMa	2.4330	11000.	82	14287	No
98	GOM_NL__2PRFIN20041123_051040_000000382032_00205_14287_7664.N1	23-NOV-2004 05:10:40	Bright	37.500	39	85Eta UMa	1.8540	24000.	75	14287	No
99	GOM_NL__2PRFIN20041123_051325_000000362032_00205_14287_7665.N1	23-NOV-2004 05:13:25	Bright	36.000	180	27Gam Boo	3.0400	8000.0	72	14287	No
100	GOM_NL__2PRFIN20041123_051623_000000352032_00205_14287_7666.N1	23-NOV-2004 05:16:23	Bright	35.000	83		2.3780	11000.	70	14287	No
101	GOM_NL__2PRFIN20041123_051854_000000352032_00205_14287_7667.N1	23-NOV-2004 05:18:54	Bright	35.000	3	16Alp Boo	-0.050000	4250.0	70	14287	No

102	GOM_NL__2PRFIN20041123_052139_000000592032_00205_14287_7668.N1	23-NOV-2004 05:21:39	Bright	58.500	96	68Del Leo	2.5600	9300.0	117	14287	No
103	GOM_NL__2PRFIN20041123_052447_000001242032_00205_14287_7669.N1	23-NOV-2004 05:24:47	Tw_i_and_stray	123.50	51	41Gam1Leo	2.0100	4500.0	247	14287	No
104	GOM_NL__2PRFIN20041123_053114_000001532032_00205_14287_7670.N1	23-NOV-2004 05:31:14	Straylight	152.50	22	32Alp Leo	1.3600	15200.	305	14287	No
105	GOM_NL__2PRFIN20041123_053851_000000412032_00205_14287_7671.N1	23-NOV-2004 05:38:51	Dark	40.500	64	Gam Cen	2.2000	10600.	81	14287	No
106	GOM_NL__2PRFIN20041123_054002_000000412032_00205_14287_7672.N1	23-NOV-2004 05:40:02	Dark	41.000	99	Del Cen	2.5750	26000.	82	14287	No
107	GOM_NL__2PRFIN20041123_054128_000000412032_00205_14287_7673.N1	23-NOV-2004 05:41:28	Dark	40.500	20	Bet Cru	1.2530	30000.	81	14287	No
108	GOM_NL__2PRFIN20041123_054237_000000452032_00206_14288_7643.N1	23-NOV-2004 05:42:37	Dark	44.500	12	Alp1Cru	0.77500	30000.	89	14288	No
109	GOM_NL__2PRFIN20041123_054502_000000402032_00206_14288_7644.N1	23-NOV-2004 05:45:02	Dark	40.000	124	The Car	2.7640	30000.	80	14288	No
110	GOM_NL__2PRFIN20041123_054923_000000472032_00206_14288_7645.N1	23-NOV-2004 05:49:23	Dark	47.000	41	Eps Car	1.8600	4100.0	94	14288	No
111	GOM_NL__2PRFIN20041123_055051_000000522032_00206_14288_7646.N1	23-NOV-2004 05:50:51	Dark	51.500	34	Gam2Vel	1.7930	23000.	103	14288	No
112	GOM_NL__2PRFIN20041123_055451_000000542032_00206_14288_7647.N1	23-NOV-2004 05:54:51	Dark	53.500	2	Alp Car	-0.73600	7000.0	107	14288	No
113	GOM_NL__2PRFIN20041123_055644_000001122032_00206_14288_7648.N1	23-NOV-2004 05:56:44	Dark	112.00	132	15Rho Pup	2.8030	6900.0	224	14288	No
114	GOM_NL__2PRFIN20041123_060002_000000782032_00206_14288_7649.N1	23-NOV-2004 06:00:02	Dark	77.500	23	21Eps CMa	1.5020	26000.	155	14288	No
115	GOM_NL__2PRFIN20041123_060249_000000412032_00206_14288_7650.N1	23-NOV-2004 06:02:49	Straylight	40.500	157	The1Eri	2.9060	9300.0	81	14288	No
116	GOM_NL__2PRFIN20041123_060742_000001322032_00206_14288_7651.N1	23-NOV-2004 06:07:42	Straylight	131.50	1	9Alp CMa	-1.4400	11000.	263	14288	No
117	GOM_NL__2PRFIN20041123_061149_000000782032_00206_14288_7652.N1	23-NOV-2004 06:11:49	Straylight	77.500	7	19Bet Ori	0.10000	14000.	155	14288	No
118	GOM_NL__2PRFIN20041123_061535_000000832032_00206_14288_7653.N1	23-NOV-2004 06:15:35	Tw_i_and_stray	82.500	30	46Eps Ori	1.6940	30000.	165	14288	No
119	GOM_NL__2PRFIN20041123_062022_000000372032_00206_14288_7654.N1	23-NOV-2004 06:20:22	Bright	37.000	105	6Bet Ari	2.6450	8900.0	74	14288	No
120	GOM_NL__2PRFIN20041123_062411_000000372032_00206_14288_7655.N1	23-NOV-2004 06:24:11	Bright	37.000	173	4Bet Tri	3.0040	8900.0	74	14288	No
121	GOM_NL__2PRFIN20041123_062602_000000382032_00206_14288_7656.N1	23-NOV-2004 06:26:02	Bright	38.000	79	26Bet Per	2.3100	13100.	76	14288	No
122	GOM_NL__2PRFIN20041123_062830_000000382032_00206_14288_7657.N1	23-NOV-2004 06:28:30	Bright	38.000	175	39Del Per	3.0100	19400.	76	14288	No
123	GOM_NL__2PRFIN20041123_063059_000000382032_00206_14288_7658.N1	23-NOV-2004 06:30:59	Bright	37.500	68	18Alp Cas	2.2250	4500.0	75	14288	No
124	GOM_NL__2PRFIN20041123_063212_000000392032_00206_14288_7659.N1	23-NOV-2004 06:32:12	Bright	38.500	74	11Bet Cas	2.2680	6600.0	77	14288	No
125	GOM_NL__2PRFIN20041123_063926_000000372032_00206_14288_7660.N1	23-NOV-2004 06:39:26	Bright	37.000	49	1Alp UMi	1.9900	6300.0	74	14288	No
126	GOM_NL__2PRFIN20041123_064359_000000412032_00206_14288_7661.N1	23-NOV-2004 06:43:59	Bright	40.500	60	7Bet UMi	2.0810	3950.0	81	14288	No
127	GOM_NL__2PRFIN20041123_064615_000000402032_00206_14288_7662.N1	23-NOV-2004 06:46:15	Bright	39.500	119	14Eta Dra	2.7270	4700.0	79	14288	No
128	GOM_NL__2PRFIN20041123_064817_000000442032_00206_14288_7663.N1	23-NOV-2004 06:48:17	Bright	44.000	82	48Bet UMa	2.3650	10600.	88	14288	No
129	GOM_NL__2PRFIN20041123_064948_000000432032_00206_14288_7664.N1	23-NOV-2004 06:49:48	Bright	42.500	87	64Gam UMa	2.4330	11000.	85	14288	No
130	GOM_NL__2PRFIN20041123_065114_000000402032_00206_14288_7665.N1	23-NOV-2004 06:51:14	Bright	40.000	39	85Eta UMa	1.8540	24000.	80	14288	No
131	GOM_NL__2PRFIN20041123_065401_000000372032_00206_14288_7666.N1	23-NOV-2004 06:54:01	Bright	37.000	180	27Gam Boo	3.0400	8000.0	74	14288	No
132	GOM_NL__2PRFIN20041123_065659_000000362032_00206_14288_7667.N1	23-NOV-2004 06:56:59	Bright	36.000	83		2.3780	11000.	72	14288	No
133	GOM_NL__2PRFIN20041123_065930_000000352032_00206_14288_7668.N1	23-NOV-2004 06:59:30	Bright	35.000	3	16Alp Boo	-0.050000	4250.0	70	14288	No
134	GOM_NL__2PRFIN20041123_070215_000000582032_00206_14288_7669.N1	23-NOV-2004 07:02:15	Bright	57.500	96	68Del Leo	2.5600	9300.0	115	14288	No
135	GOM_NL__2PRFIN20041123_070524_000001172032_00206_14288_7670.N1	23-NOV-2004 07:05:24	Tw_i_and_stray	117.00	51	41Gam1Leo	2.0100	4500.0	234	14288	No
136	GOM_NL__2PRFIN20041123_071153_000001572032_00206_14288_7671.N1	23-NOV-2004 07:11:53	Straylight	157.00	22	32Alp Leo	1.3600	15200.	314	14288	No
137	GOM_NL__2PRFIN20041123_071927_000000432032_00206_14288_7672.N1	23-NOV-2004 07:19:27	Dark	43.000	64	Gam Cen	2.2000	10600.	86	14288	No
138	GOM_NL__2PRFIN20041123_072038_000000412032_00206_14288_7673.N1	23-NOV-2004 07:20:38	Dark	40.500	99	Del Cen	2.5750	26000.	81	14288	No
139	GOM_NL__2PRFIN20041123_072204_000000402032_00206_14288_7674.N1	23-NOV-2004 07:22:04	Dark	39.500	20	Bet Cru	1.2530	30000.	79	14288	No
140	GOM_NL__2PRFIN20041123_072313_000000432032_00207_14289_6423.N1	23-NOV-2004 07:23:13	Dark	42.500	12	Alp1Cru	0.77500	30000.	85	14289	No
141	GOM_NL__2PRFIN20041123_072538_000000402032_00207_14289_6424.N1	23-NOV-2004 07:25:38	Dark	40.000	124	The Car	2.7640	30000.	80	14289	No
142	GOM_NL__2PRFIN20041123_072959_000000552032_00207_14289_6425.N1	23-NOV-2004 07:29:59	Dark	54.500	41	Eps Car	1.8600	4100.0	109	14289	No
143	GOM_NL__2PRFIN20041123_073128_000000512032_00207_14289_6426.N1	23-NOV-2004 07:31:28	Dark	50.500	34	Gam2Vel	1.7930	23000.	101	14289	No
144	GOM_NL__2PRFIN20041123_073528_000000482032_00207_14289_6427.N1	23-NOV-2004 07:35:28	Dark	48.000	2	Alp Car	-0.73600	7000.0	96	14289	No
145	GOM_NL__2PRFIN20041123_073723_000001062032_00207_14289_6428.N1	23-NOV-2004 07:37:23	Dark	105.50	132	15Rho Pup	2.8030	6900.0	211	14289	No
146	GOM_NL__2PRFIN20041123_074041_000000812032_00207_14289_6429.N1	23-NOV-2004 07:40:41	Dark	81.000	23	21Eps CMa	1.5020	26000.	162	14289	No
147	GOM_NL__2PRFIN20041123_074325_000000392032_00207_14289_6430.N1	23-NOV-2004 07:43:25	Straylight	39.000	157	The1Eri	2.9060	9300.0	78	14289	No
148	GOM_NL__2PRFIN20041123_074818_000001242032_00207_14289_6431.N1	23-NOV-2004 07:48:18	Straylight	124.00	1	9Alp CMa	-1.4400	11000.	248	14289	No
149	GOM_NL__2PRFIN20041123_075225_000000742032_00207_14289_6432.N1	23-NOV-2004 07:52:25	Straylight	74.000	7	19Bet Ori	0.10000	14000.	148	14289	No
150	GOM_NL__2PRFIN20041123_075610_000000812032_00207_14289_6433.N1	23-NOV-2004 07:56:10	Tw_i_and_stray	80.500	30	46Eps Ori	1.6940	30000.	161	14289	No
151	GOM_NL__2PRFIN20041123_080059_000000392032_00207_14289_6434.N1	23-NOV-2004 08:00:59	Bright	39.000	105	6Bet Ari	2.6450	8900.0	78	14289	No
152	GOM_NL__2PRFIN20041123_080447_000000372032_00207_14289_6435.N1	23-NOV-2004 08:04:47	Bright	36.500	173	4Bet Tri	3.0040	8900.0	73	14289	No
153	GOM_NL__2PRFIN20041123_080638_000000392032_00207_14289_6436.N1	23-NOV-2004 08:06:38	Bright	39.000	79	26Bet Per	2.3100	13100.	78	14289	No
154	GOM_NL__2PRFIN20041123_080906_000000402032_00207_14289_6437.N1	23-NOV-2004 08:09:06	Bright	40.000	175	39Del Per	3.0100	19400.	80	14289	No
155	GOM_NL__2PRFIN20041123_081135_000000402032_00207_14289_6438.N1	23-NOV-2004 08:11:35	Bright	39.500	68	18Alp Cas	2.2250	4500.0	79	14289	No
156	GOM_NL__2PRFIN20041123_081248_000000382032_00207_14289_6439.N1	23-NOV-2004 08:12:48	Bright	38.000	74	11Bet Cas	2.2680	6600.0	76	14289	No
157	GOM_NL__2PRFIN20041123_082001_000000392032_00207_14289_6440.N1	23-NOV-2004 08:20:01	Bright	38.500	49	1Alp UMi	1.9900	6300.0	77	14289	No
158	GOM_NL__2PRFIN20041123_082435_000000392032_00207_14289_6441.N1	23-NOV-2004 08:24:35	Bright	39.000	60	7Bet UMi	2.0810	3950.0	78	14289	No
159	GOM_NL__2PRFIN20041123_082651_000000392032_00207_14289_6442.N1	23-NOV-2004 08:26:51	Bright	38.500	119	14Eta Dra	2.7270	4700.0	77	14289	No
160	GOM_NL__2PRFIN20041123_082853_000000452032_00207_14289_6443.N1	23-NOV-2004 08:28:53	Bright	45.000	82	48Bet UMa	2.3650	10600.	90	14289	No

161	GOM_NL__2PRFIN20041123_083025_000000422032_00207_14289_6444.N1	23-NOV-2004 08:30:25	Bright	42.000	87	64Gam UMa	2.4330	11000.	84	14289	No
162	GOM_NL__2PRFIN20041123_083152_000000372032_00207_14289_6445.N1	23-NOV-2004 08:31:52	Bright	36.500	39	85Eta UMa	1.8540	24000.	73	14289	No
163	GOM_NL__2PRFIN20041123_083437_000000352032_00207_14289_6446.N1	23-NOV-2004 08:34:37	Bright	35.000	180	27Gam Boo	3.0400	8000.0	70	14289	No
164	GOM_NL__2PRFIN20041123_083735_000000362032_00207_14289_6447.N1	23-NOV-2004 08:37:35	Bright	36.000	83		2.3780	11000.	72	14289	No
165	GOM_NL__2PRFIN20041123_084006_000000362032_00207_14289_6448.N1	23-NOV-2004 08:40:06	Bright	35.500	3	16Alp Boo	-0.050000	4250.0	71	14289	No
166	GOM_NL__2PRFIN20041123_084252_000000592032_00207_14289_6449.N1	23-NOV-2004 08:42:52	Bright	58.500	96	68Del Leo	2.5600	9300.0	117	14289	No
167	GOM_NL__2PRFIN20041123_084602_000001122032_00207_14289_6450.N1	23-NOV-2004 08:46:02	Twilight	112.00	51	41Gam1Leo	2.0100	4500.0	224	14289	No
168	GOM_NL__2PRFIN20041123_085232_000001522032_00207_14289_6451.N1	23-NOV-2004 08:52:32	Straylight	152.00	22	32Alp Leo	1.3600	15200.	304	14289	No
169	GOM_NL__2PRFIN20041123_090004_000000432032_00207_14289_6452.N1	23-NOV-2004 09:00:04	Dark	43.000	64	Gam Cen	2.2000	10600.	86	14289	No
170	GOM_NL__2PRFIN20041123_090114_000000422032_00207_14289_6453.N1	23-NOV-2004 09:01:14	Dark	41.500	99	Del Cen	2.5750	26000.	83	14289	No
171	GOM_NL__2PRFIN20041123_090239_000000432032_00207_14289_6454.N1	23-NOV-2004 09:02:39	Dark	43.000	20	Bet Cru	1.2530	30000.	86	14289	No
172	GOM_NL__2PRFIN20041123_090349_000000472032_00208_14290_6423.N1	23-NOV-2004 09:03:49	Dark	47.000	12	Alp1Cru	0.77500	30000.	94	14290	No
173	GOM_NL__2PRFIN20041123_090615_000000392032_00208_14290_6424.N1	23-NOV-2004 09:06:15	Dark	39.000	124	The Car	2.7640	30000.	78	14290	No
174	GOM_NL__2PRFIN20041123_091036_000000532032_00208_14290_6425.N1	23-NOV-2004 09:10:36	Dark	53.000	41	Eps Car	1.8600	4100.0	106	14290	No
175	GOM_NL__2PRFIN20041123_091205_000000502032_00208_14290_6426.N1	23-NOV-2004 09:12:05	Dark	50.000	34	Gam2Vel	1.7930	23000.	100	14290	No
176	GOM_NL__2PRFIN20041123_091604_000000592032_00208_14290_6427.N1	23-NOV-2004 09:16:04	Dark	59.000	2	Alp Car	-0.73600	7000.0	118	14290	No
177	GOM_NL__2PRFIN20041123_091800_000001072032_00208_14290_6428.N1	23-NOV-2004 09:18:00	Dark	106.50	132	15Rho Pup	2.8030	6900.0	213	14290	No
178	GOM_NL__2PRFIN20041123_092118_000000802032_00208_14290_6429.N1	23-NOV-2004 09:21:18	Dark	80.000	23	21Eps CMa	1.5020	26000.	160	14290	No
179	GOM_NL__2PRFIN20041123_092402_000000382032_00208_14290_6430.N1	23-NOV-2004 09:24:02	Straylight	37.500	157	The1Eri	2.9060	9300.0	75	14290	No
180	GOM_NL__2PRFIN20041123_092853_000001462032_00208_14290_6431.N1	23-NOV-2004 09:28:53	Straylight	146.00	1	9Alp CMa	-1.4400	11000.	292	14290	No
181	GOM_NL__2PRFIN20041123_093301_000000742032_00208_14290_6432.N1	23-NOV-2004 09:33:01	Straylight	73.500	7	19Bet Ori	0.10000	14000.	147	14290	No
182	GOM_NL__2PRFIN20041123_093646_000000802032_00208_14290_6433.N1	23-NOV-2004 09:36:46	Twilight	80.000	30	46Eps Ori	1.6940	30000.	160	14290	No
183	GOM_NL__2PRFIN20041123_094135_000000382032_00208_14290_6434.N1	23-NOV-2004 09:41:35	Bright	38.000	105	6Bet Ari	2.6450	8900.0	76	14290	No
184	GOM_NL__2PRFIN20041123_094523_000000372032_00208_14290_6435.N1	23-NOV-2004 09:45:23	Bright	36.500	173	4Bet Tri	3.0040	8900.0	73	14290	No
185	GOM_NL__2PRFIN20041123_094713_000000392032_00208_14290_6436.N1	23-NOV-2004 09:47:13	Bright	38.500	79	26Bet Per	2.3100	13100.	77	14290	No
186	GOM_NL__2PRFIN20041123_094941_000000392032_00208_14290_6437.N1	23-NOV-2004 09:49:41	Bright	38.500	175	39Del Per	3.0100	19400.	77	14290	No
187	GOM_NL__2PRFIN20041123_095211_000000382032_00208_14290_6438.N1	23-NOV-2004 09:52:11	Bright	37.500	68	18Alp Cas	2.2250	4500.0	75	14290	No
188	GOM_NL__2PRFIN20041123_095324_000000392032_00208_14290_6439.N1	23-NOV-2004 09:53:24	Bright	39.000	74	11Bet Cas	2.2680	6600.0	78	14290	No
189	GOM_NL__2PRFIN20041123_100037_000000392032_00208_14290_6440.N1	23-NOV-2004 10:00:37	Bright	39.000	49	1Alp UMi	1.9900	6300.0	78	14290	No
190	GOM_NL__2PRFIN20041123_100510_000000392032_00208_14290_6441.N1	23-NOV-2004 10:05:10	Bright	39.000	60	7Bet UMi	2.0810	3950.0	78	14290	No
191	GOM_NL__2PRFIN20041123_100727_000000392032_00208_14290_6442.N1	23-NOV-2004 10:07:27	Bright	39.000	119	14Eta Dra	2.7270	4700.0	78	14290	No
192	GOM_NL__2PRFIN20041123_100929_000000472032_00208_14290_6443.N1	23-NOV-2004 10:09:29	Bright	46.500	82	48Bet UMa	2.3650	10600.	93	14290	No
193	GOM_NL__2PRFIN20041123_101100_000000422032_00208_14290_6444.N1	23-NOV-2004 10:11:00	Bright	42.000	87	64Gam UMa	2.4330	11000.	84	14290	No
194	GOM_NL__2PRFIN20041123_101228_000000402032_00208_14290_6445.N1	23-NOV-2004 10:12:28	Bright	40.000	39	85Eta UMa	1.8540	24000.	80	14290	No
195	GOM_NL__2PRFIN20041123_101513_000000362032_00208_14290_6446.N1	23-NOV-2004 10:15:13	Bright	35.500	180	27Gam Boo	3.0400	8000.0	71	14290	No
196	GOM_NL__2PRFIN20041123_101809_000000382032_00208_14290_6447.N1	23-NOV-2004 10:18:09	Bright	38.000	83		2.3780	11000.	76	14290	No
197	GOM_NL__2PRFIN20041123_102042_000000352032_00208_14290_6448.N1	23-NOV-2004 10:20:42	Bright	35.000	3	16Alp Boo	-0.050000	4250.0	70	14290	No
198	GOM_NL__2PRFIN20041123_102329_000000582032_00208_14290_6449.N1	23-NOV-2004 10:23:29	Bright	57.500	96	68Del Leo	2.5600	9300.0	115	14290	No
199	GOM_NL__2PRFIN20041123_102639_000001162032_00208_14290_6450.N1	23-NOV-2004 10:26:39	Twilight	115.50	51	41Gam1Leo	2.0100	4500.0	231	14290	No
200	GOM_NL__2PRFIN20041123_103312_000001872032_00208_14290_6451.N1	23-NOV-2004 10:33:12	Straylight	187.00	22	32Alp Leo	1.3600	15200.	374	14290	No
201	GOM_NL__2PRFIN20041123_104039_000000442032_00208_14290_6452.N1	23-NOV-2004 10:40:39	Dark	43.500	64	Gam Cen	2.2000	10600.	87	14290	No
202	GOM_NL__2PRFIN20041123_104151_000000422032_00208_14290_6453.N1	23-NOV-2004 10:41:51	Dark	42.000	99	Del Cen	2.5750	26000.	84	14290	No
203	GOM_NL__2PRFIN20041123_104316_000000422032_00208_14290_6454.N1	23-NOV-2004 10:43:16	Dark	41.500	20	Bet Cru	1.2530	30000.	83	14290	No
204	GOM_NL__2PRFIN20041123_104425_000000452032_00209_14291_6423.N1	23-NOV-2004 10:44:25	Dark	44.500	12	Alp1Cru	0.77500	30000.	89	14291	No
205	GOM_NL__2PRFIN20041123_104651_000000382032_00209_14291_6424.N1	23-NOV-2004 10:46:51	Dark	38.000	124	The Car	2.7640	30000.	76	14291	No
206	GOM_NL__2PRFIN20041123_105112_000000452032_00209_14291_6425.N1	23-NOV-2004 10:51:12	Dark	45.000	41	Eps Car	1.8600	4100.0	90	14291	No
207	GOM_NL__2PRFIN20041123_105241_000000522032_00209_14291_6426.N1	23-NOV-2004 10:52:41	Dark	51.500	34	Gam2Vel	1.7930	23000.	103	14291	No
208	GOM_NL__2PRFIN20041123_105640_000000592032_00209_14291_6427.N1	23-NOV-2004 10:56:40	Dark	59.000	2	Alp Car	-0.73600	7000.0	118	14291	No
209	GOM_NL__2PRFIN20041123_105838_000001142032_00209_14291_6428.N1	23-NOV-2004 10:58:38	Dark	113.50	132	15Rho Pup	2.8030	6900.0	227	14291	No
210	GOM_NL__2PRFIN20041123_110153_000000752032_00209_14291_6429.N1	23-NOV-2004 11:01:53	Dark	75.000	23	21Eps CMa	1.5020	26000.	150	14291	No
211	GOM_NL__2PRFIN20041123_110437_000000422032_00209_14291_6430.N1	23-NOV-2004 11:04:37	Straylight	41.500	157	The1Eri	2.9060	9300.0	83	14291	No
212	GOM_NL__2PRFIN20041123_110929_000001282032_00209_14291_6431.N1	23-NOV-2004 11:09:29	Straylight	128.00	1	9Alp CMa	-1.4400	11000.	256	14291	No
213	GOM_NL__2PRFIN20041123_111336_000000702032_00209_14291_6432.N1	23-NOV-2004 11:13:36	Straylight	69.500	7	19Bet Ori	0.10000	14000.	139	14291	No
214	GOM_NL__2PRFIN20041123_111721_000000762032_00209_14291_6433.N1	23-NOV-2004 11:17:21	Twilight	75.500	30	46Eps Ori	1.6940	30000.	151	14291	No
215	GOM_NL__2PRFIN20041123_112210_000000392032_00209_14291_6434.N1	23-NOV-2004 11:22:10	Bright	39.000	105	6Bet Ari	2.6450	8900.0	78	14291	No
216	GOM_NL__2PRFIN20041123_112558_000000382032_00209_14291_6435.N1	23-NOV-2004 11:25:58	Bright	37.500	173	4Bet Tri	3.0040	8900.0	75	14291	No
217	GOM_NL__2PRFIN20041123_112748_000000412032_00209_14291_6436.N1	23-NOV-2004 11:27:48	Bright	40.500	79	26Bet Per	2.3100	13100.	81	14291	No
218	GOM_NL__2PRFIN20041123_113016_000000402032_00209_14291_6437.N1	23-NOV-2004 11:30:16	Bright	40.000	175	39Del Per	3.0100	19400.	80	14291	No
219	GOM_NL__2PRFIN20041123_113245_000000432032_00209_14291_6438.N1	23-NOV-2004 11:32:45	Bright	42.500	68	18Alp Cas	2.2250	4500.0	85	14291	No

220	GOM_NL__2PRFIN20041123_114113_000000402032_00209_14291_6439.N1	23-NOV-2004 11:41:13	Bright	39.500	49	1Alp UMi	1.9900	6300.0	79	14291	No
221	GOM_NL__2PRFIN20041123_114546_000000382032_00209_14291_6440.N1	23-NOV-2004 11:45:46	Bright	38.000	60	7Bet UMi	2.0810	3950.0	76	14291	No
222	GOM_NL__2PRFIN20041123_114804_000000382032_00209_14291_6441.N1	23-NOV-2004 11:48:04	Bright	37.500	119	14Eta Dra	2.7270	4700.0	75	14291	No
223	GOM_NL__2PRFIN20041123_115005_000000442032_00209_14291_6442.N1	23-NOV-2004 11:50:05	Bright	43.500	82	48Bet UMa	2.3650	10600.	87	14291	No
224	GOM_NL__2PRFIN20041123_115136_000000452032_00209_14291_6443.N1	23-NOV-2004 11:51:36	Bright	44.500	87	64Gam UMa	2.4330	11000.	89	14291	No
225	GOM_NL__2PRFIN20041123_115304_000000392032_00209_14291_6444.N1	23-NOV-2004 11:53:04	Bright	39.000	39	85Eta UMa	1.8540	24000.	78	14291	No
226	GOM_NL__2PRFIN20041123_115549_000000362032_00209_14291_6445.N1	23-NOV-2004 11:55:49	Bright	36.000	180	27Gam Boo	3.0400	8000.0	72	14291	No
227	GOM_NL__2PRFIN20041123_115848_000000352032_00209_14291_6446.N1	23-NOV-2004 11:58:48	Bright	35.000	83		2.3780	11000.	70	14291	No
228	GOM_NL__2PRFIN20041123_120119_000000352032_00209_14291_6447.N1	23-NOV-2004 12:01:19	Bright	34.500	3	16Alp Boo	-0.050000	4250.0	69	14291	No
229	GOM_NL__2PRFIN20041123_120406_000000592032_00209_14291_6448.N1	23-NOV-2004 12:04:06	Bright	59.000	96	68Del Leo	2.5600	9300.0	118	14291	No
230	GOM_NL__2PRFIN20041123_120717_000001202032_00209_14291_6449.N1	23-NOV-2004 12:07:17	Tw_i_and_stray	119.50	51	41Gam1Leo	2.0100	4500.0	239	14291	No
231	GOM_NL__2PRFIN20041123_121351_000001692032_00209_14291_6450.N1	23-NOV-2004 12:13:51	Straylight	168.50	22	32Alp Leo	1.3600	15200.	337	14291	No
232	GOM_NL__2PRFIN20041123_122115_000000442032_00209_14291_6451.N1	23-NOV-2004 12:21:15	Dark	44.000	64	Gam Cen	2.2000	10600.	88	14291	No
233	GOM_NL__2PRFIN20041123_122224_000000432032_00209_14291_6452.N1	23-NOV-2004 12:22:24	Dark	43.000	99	Del Cen	2.5750	26000.	86	14291	No
234	GOM_NL__2PRFIN20041123_122352_000000442032_00209_14291_6453.N1	23-NOV-2004 12:23:52	Dark	44.000	20	Bet Cru	1.2530	30000.	88	14291	No
235	GOM_NL__2PRFIN20041123_122501_000000442032_00210_14292_6423.N1	23-NOV-2004 12:25:01	Dark	44.000	12	Alp1Cru	0.77500	30000.	88	14292	No
236	GOM_NL__2PRFIN20041123_122724_000000432032_00210_14292_6424.N1	23-NOV-2004 12:27:24	Dark	43.000	124	The Car	2.7640	30000.	86	14292	No
237	GOM_NL__2PRFIN20041123_123148_000000462032_00210_14292_6425.N1	23-NOV-2004 12:31:48	Dark	46.000	41	Eps Car	1.8600	4100.0	92	14292	No
238	GOM_NL__2PRFIN20041123_123318_000000502032_00210_14292_6426.N1	23-NOV-2004 12:33:18	Dark	50.000	34	Gam2Vel	1.7930	23000.	100	14292	No
239	GOM_NL__2PRFIN20041123_123715_000000592032_00210_14292_6427.N1	23-NOV-2004 12:37:15	Dark	59.000	2	Alp Car	-0.73600	7000.0	118	14292	No
240	GOM_NL__2PRFIN20041123_123916_000001082032_00210_14292_6428.N1	23-NOV-2004 12:39:16	Dark	107.50	132	15Rho Pup	2.8030	6900.0	215	14292	No
241	GOM_NL__2PRFIN20041123_124232_000000812032_00210_14292_6429.N1	23-NOV-2004 12:42:32	Dark	81.000	23	21Eps CMa	1.5020	26000.	162	14292	No
242	GOM_NL__2PRFIN20041123_124511_000000432032_00210_14292_6430.N1	23-NOV-2004 12:45:11	Straylight	43.000	157	The1Eri	2.9060	9300.0	86	14292	No
243	GOM_NL__2PRFIN20041123_125006_000001182032_00210_14292_6431.N1	23-NOV-2004 12:50:06	Straylight	117.50	1	9Alp CMa	-1.4400	11000.	235	14292	No
244	GOM_NL__2PRFIN20041123_125413_000000642032_00210_14292_6432.N1	23-NOV-2004 12:54:13	Straylight	64.000	7	19Bet Ori	0.10000	14000.	128	14292	No
245	GOM_NL__2PRFIN20041123_125757_000000792032_00210_14292_6433.N1	23-NOV-2004 12:57:57	Tw_i_and_stray	79.000	30	46Eps Ori	1.6940	30000.	158	14292	No
246	GOM_NL__2PRFIN20041123_130244_000000412032_00210_14292_6434.N1	23-NOV-2004 13:02:44	Bright	40.500	105	6Bet Ari	2.6450	8900.0	81	14292	No
247	GOM_NL__2PRFIN20041123_130632_000000412032_00210_14292_6435.N1	23-NOV-2004 13:06:32	Bright	41.000	173	4Bet Tri	3.0040	8900.0	82	14292	No
248	GOM_NL__2PRFIN20041123_130822_000000412032_00210_14292_6436.N1	23-NOV-2004 13:08:22	Bright	41.000	79	26Bet Per	2.3100	13100.	82	14292	No
249	GOM_NL__2PRFIN20041123_131052_000000392032_00210_14292_6437.N1	23-NOV-2004 13:10:52	Bright	39.000	175	39Del Per	3.0100	19400.	78	14292	No
250	GOM_NL__2PRFIN20041123_131323_000000402032_00210_14292_6438.N1	23-NOV-2004 13:13:23	Bright	39.500	68	18Alp Cas	2.2250	4500.0	79	14292	No
251	GOM_NL__2PRFIN20041123_131437_000000392032_00210_14292_6439.N1	23-NOV-2004 13:14:37	Bright	38.500	74	11Bet Cas	2.2680	6600.0	77	14292	No
252	GOM_NL__2PRFIN20041123_132149_000000392032_00210_14292_6440.N1	23-NOV-2004 13:21:49	Bright	39.000	49	1Alp UMi	1.9900	6300.0	78	14292	No
253	GOM_NL__2PRFIN20041123_132622_000000402032_00210_14292_6441.N1	23-NOV-2004 13:26:22	Bright	40.000	60	7Bet UMi	2.0810	3950.0	80	14292	No
254	GOM_NL__2PRFIN20041123_132841_000000382032_00210_14292_6442.N1	23-NOV-2004 13:28:41	Bright	38.000	119	14Eta Dra	2.7270	4700.0	76	14292	No
255	GOM_NL__2PRFIN20041123_133040_000000452032_00210_14292_6443.N1	23-NOV-2004 13:30:40	Bright	44.500	82	48Bet UMa	2.3650	10600.	89	14292	No
256	GOM_NL__2PRFIN20041123_133212_000000492032_00210_14292_6444.N1	23-NOV-2004 13:32:12	Bright	49.000	87	64Gam UMa	2.4330	11000.	98	14292	No
257	GOM_NL__2PRFIN20041123_133340_000000372032_00210_14292_6445.N1	23-NOV-2004 13:33:40	Bright	37.000	39	85Eta UMa	1.8540	24000.	74	14292	No
258	GOM_NL__2PRFIN20041123_133625_000000362032_00210_14292_6446.N1	23-NOV-2004 13:36:25	Bright	36.000	180	27Gam Boo	3.0400	8000.0	72	14292	No
259	GOM_NL__2PRFIN20041123_133924_000000362032_00210_14292_6447.N1	23-NOV-2004 13:39:24	Bright	36.000	83		2.3780	11000.	72	14292	No
260	GOM_NL__2PRFIN20041123_134155_000000352032_00210_14292_6448.N1	23-NOV-2004 13:41:55	Bright	35.000	3	16Alp Boo	-0.050000	4250.0	70	14292	No
261	GOM_NL__2PRFIN20041123_134442_000000582032_00210_14292_6449.N1	23-NOV-2004 13:44:42	Bright	57.500	96	68Del Leo	2.5600	9300.0	115	14292	No
262	GOM_NL__2PRFIN20041123_134754_000001122032_00210_14292_6450.N1	23-NOV-2004 13:47:54	Tw_i_and_stray	112.00	51	41Gam1Leo	2.0100	4500.0	224	14292	No
263	GOM_NL__2PRFIN20041123_135430_000001852032_00210_14292_6451.N1	23-NOV-2004 13:54:30	Straylight	184.50	22	32Alp Leo	1.3600	15200.	369	14292	No
264	GOM_NL__2PRFIN20041123_140152_000000432032_00210_14292_6452.N1	23-NOV-2004 14:01:52	Dark	43.000	64	Gam Cen	2.2000	10600.	86	14292	No
265	GOM_NL__2PRFIN20041123_140301_000000452032_00210_14292_6453.N1	23-NOV-2004 14:03:01	Dark	44.500	99	Del Cen	2.5750	26000.	89	14292	No
266	GOM_NL__2PRFIN20041123_140428_000000432032_00210_14292_6454.N1	23-NOV-2004 14:04:28	Dark	42.500	20	Bet Cru	1.2530	30000.	85	14292	No
267	GOM_NL__2PRFIN20041123_140538_000000482032_00211_14293_6363.N1	23-NOV-2004 14:05:38	Dark	48.000	12	Alp1Cru	0.77500	30000.	96	14293	No
268	GOM_NL__2PRFIN20041123_140803_000000412032_00211_14293_6364.N1	23-NOV-2004 14:08:03	Dark	41.000	124	The Car	2.7640	30000.	82	14293	No
269	GOM_NL__2PRFIN20041123_141225_000000482032_00211_14293_6365.N1	23-NOV-2004 14:12:25	Dark	47.500	41	Eps Car	1.8600	4100.0	95	14293	No
270	GOM_NL__2PRFIN20041123_141355_000000522032_00211_14293_6366.N1	23-NOV-2004 14:13:55	Dark	51.500	34	Gam2Vel	1.7930	23000.	103	14293	No
271	GOM_NL__2PRFIN20041123_141752_000000562032_00211_14293_6367.N1	23-NOV-2004 14:17:52	Dark	56.000	2	Alp Car	-0.73600	7000.0	112	14293	No
272	GOM_NL__2PRFIN20041123_141954_000001152032_00211_14293_6368.N1	23-NOV-2004 14:19:54	Dark	114.50	132	15Rho Pup	2.8030	6900.0	229	14293	No
273	GOM_NL__2PRFIN20041123_142309_000000802032_00211_14293_6369.N1	23-NOV-2004 14:23:09	Dark	79.500	23	21Eps CMa	1.5020	26000.	159	14293	No
274	GOM_NL__2PRFIN20041123_142547_000000412032_00211_14293_6370.N1	23-NOV-2004 14:25:47	Straylight	40.500	157	The1Eri	2.9060	9300.0	81	14293	No
275	GOM_NL__2PRFIN20041123_143042_000001192032_00211_14293_6371.N1	23-NOV-2004 14:30:42	Straylight	119.00	1	9Alp CMa	-1.4400	11000.	238	14293	No
276	GOM_NL__2PRFIN20041123_143448_000000692032_00211_14293_6372.N1	23-NOV-2004 14:34:48	Straylight	69.000	7	19Bet Ori	0.10000	14000.	138	14293	No
277	GOM_NL__2PRFIN20041123_143832_000000832032_00211_14293_6373.N1	23-NOV-2004 14:38:32	Tw_i_and_stray	82.500	30	46Eps Ori	1.6940	30000.	165	14293	No
278	GOM_NL__2PRFIN20041123_144320_000000412032_00211_14293_6374.N1	23-NOV-2004 14:43:20	Bright	40.500	105	6Bet Ari	2.6450	8900.0	81	14293	No

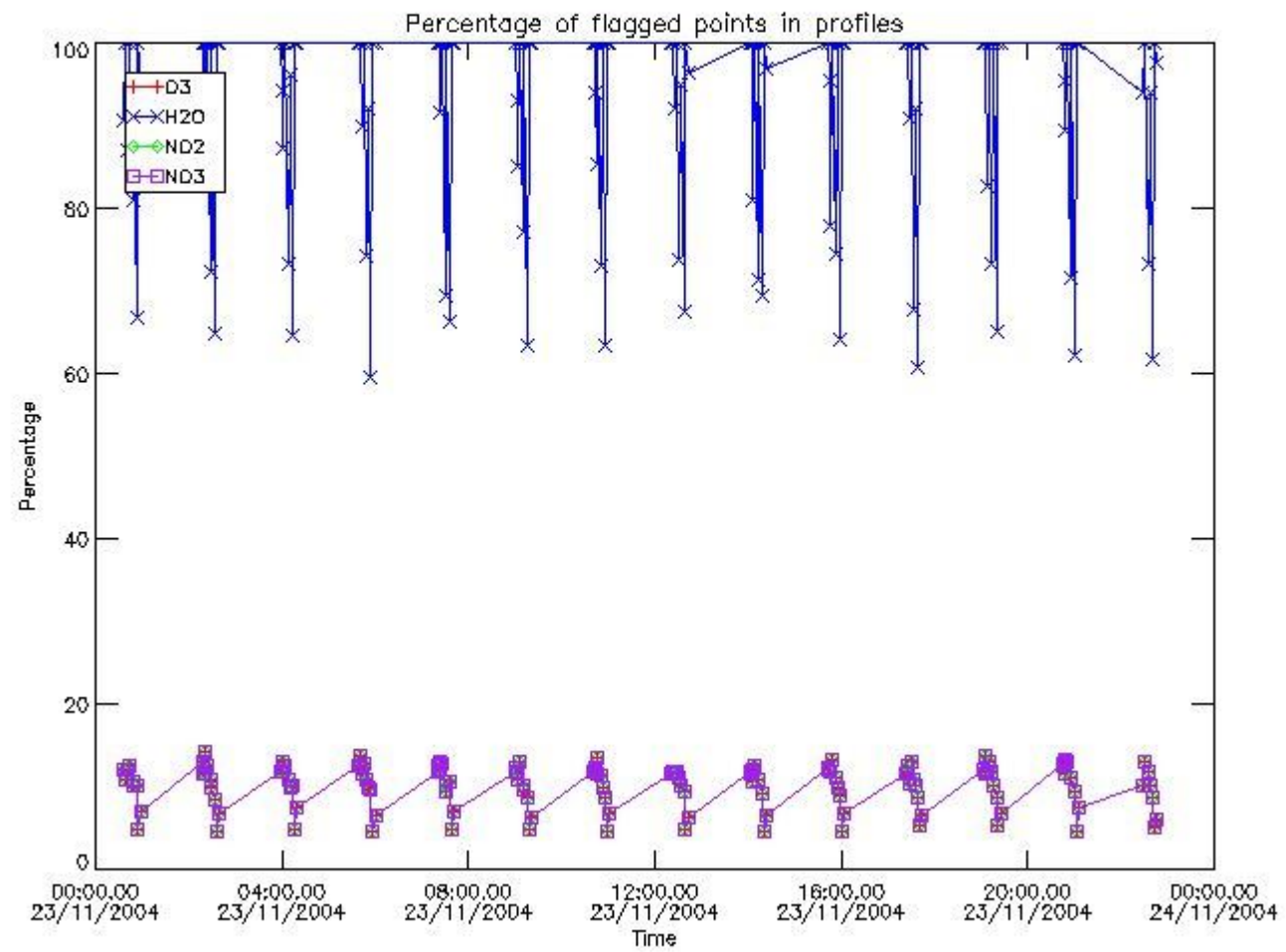
279	GOM_NL__2PRFIN20041123_144708_000000402032_00211_14293_6375.N1	23-NOV-2004 14:47:08	Bright	39.500	173	4Bet Tri	3.0040	8900.0	79	14293	No
280	GOM_NL__2PRFIN20041123_144857_000000432032_00211_14293_6376.N1	23-NOV-2004 14:48:57	Bright	42.500	79	26Bet Per	2.3100	13100.	85	14293	No
281	GOM_NL__2PRFIN20041123_145128_000000382032_00211_14293_6377.N1	23-NOV-2004 14:51:28	Bright	38.000	175	39Del Per	3.0100	19400.	76	14293	No
282	GOM_NL__2PRFIN20041123_145359_000000402032_00211_14293_6378.N1	23-NOV-2004 14:53:59	Bright	40.000	68	18Alp Cas	2.2250	4500.0	80	14293	No
283	GOM_NL__2PRFIN20041123_145513_000000392032_00211_14293_6379.N1	23-NOV-2004 14:55:13	Bright	38.500	74	11Bet Cas	2.2680	6600.0	77	14293	No
284	GOM_NL__2PRFIN20041123_150223_000000382032_00211_14293_6380.N1	23-NOV-2004 15:02:23	Bright	38.000	49	1Alp UMi	1.9900	6300.0	76	14293	No
285	GOM_NL__2PRFIN20041123_150659_000000392032_00211_14293_6381.N1	23-NOV-2004 15:06:59	Bright	38.500	60	7Bet UMi	2.0810	3950.0	77	14293	No
286	GOM_NL__2PRFIN20041123_150916_000000392032_00211_14293_6382.N1	23-NOV-2004 15:09:16	Bright	38.500	119	14Eta Dra	2.7270	4700.0	77	14293	No
287	GOM_NL__2PRFIN20041123_151116_000000452032_00211_14293_6383.N1	23-NOV-2004 15:11:16	Bright	45.000	82	48Bet UMa	2.3650	10600.	90	14293	No
288	GOM_NL__2PRFIN20041123_151247_000000422032_00211_14293_6384.N1	23-NOV-2004 15:12:47	Bright	42.000	87	64Gam UMa	2.4330	11000.	84	14293	No
289	GOM_NL__2PRFIN20041123_151416_000000402032_00211_14293_6385.N1	23-NOV-2004 15:14:16	Bright	40.000	39	85Eta UMa	1.8540	24000.	80	14293	No
290	GOM_NL__2PRFIN20041123_151701_000000382032_00211_14293_6386.N1	23-NOV-2004 15:17:01	Bright	37.500	180	27Gam Boo	3.0400	8000.0	75	14293	No
291	GOM_NL__2PRFIN20041123_151959_000000372032_00211_14293_6387.N1	23-NOV-2004 15:19:59	Bright	37.000	83		2.3780	11000.	74	14293	No
292	GOM_NL__2PRFIN20041123_152230_000000362032_00211_14293_6388.N1	23-NOV-2004 15:22:30	Bright	35.500	3	16Alp Boo	-0.050000	4250.0	71	14293	No
293	GOM_NL__2PRFIN20041123_152518_000000592032_00211_14293_6389.N1	23-NOV-2004 15:25:18	Bright	58.500	96	68Del Leo	2.5600	9300.0	117	14293	No
294	GOM_NL__2PRFIN20041123_152832_000001192032_00211_14293_6390.N1	23-NOV-2004 15:28:32	Tw_i_and_stray	118.50	51	41Gam1Leo	2.0100	4500.0	237	14293	No
295	GOM_NL__2PRFIN20041123_153510_000002132032_00211_14293_6391.N1	23-NOV-2004 15:35:10	Straylight	212.50	22	32Alp Leo	1.3600	15200.	425	14293	No
296	GOM_NL__2PRFIN20041123_154228_000000422032_00211_14293_6392.N1	23-NOV-2004 15:42:28	Dark	41.500	64	Gam Cen	2.2000	10600.	83	14293	No
297	GOM_NL__2PRFIN20041123_154337_000000432032_00211_14293_6393.N1	23-NOV-2004 15:43:37	Dark	42.500	99	Del Cen	2.5750	26000.	85	14293	No
298	GOM_NL__2PRFIN20041123_154504_000000442032_00211_14293_6394.N1	23-NOV-2004 15:45:04	Dark	43.500	20	Bet Cru	1.2530	30000.	87	14293	No
299	GOM_NL__2PRFIN20041123_154614_000000442032_00212_14294_6363.N1	23-NOV-2004 15:46:14	Dark	43.500	12	Alp1Cru	0.77500	30000.	87	14294	No
300	GOM_NL__2PRFIN20041123_154840_000000392032_00212_14294_6364.N1	23-NOV-2004 15:48:40	Dark	38.500	124	The Car	2.7640	30000.	77	14294	No
301	GOM_NL__2PRFIN20041123_155302_000000462032_00212_14294_6365.N1	23-NOV-2004 15:53:02	Dark	45.500	41	Eps Car	1.8600	4100.0	91	14294	No
302	GOM_NL__2PRFIN20041123_155433_000000522032_00212_14294_6366.N1	23-NOV-2004 15:54:33	Dark	52.000	34	Gam2Vel	1.7930	23000.	104	14294	No
303	GOM_NL__2PRFIN20041123_155830_000000582032_00212_14294_6367.N1	23-NOV-2004 15:58:30	Dark	57.500	2	Alp Car	-0.73600	7000.0	115	14294	No
304	GOM_NL__2PRFIN20041123_160032_000001122032_00212_14294_6368.N1	23-NOV-2004 16:00:32	Dark	111.50	132	15Rho Pup	2.8030	6900.0	223	14294	No
305	GOM_NL__2PRFIN20041123_160346_000000762032_00212_14294_6369.N1	23-NOV-2004 16:03:46	Dark	75.500	23	21Eps CMa	1.5020	26000.	151	14294	No
306	GOM_NL__2PRFIN20041123_160623_000000432032_00212_14294_6370.N1	23-NOV-2004 16:06:23	Straylight	43.000	157	The1Eri	2.9060	9300.0	86	14294	No
307	GOM_NL__2PRFIN20041123_161118_000001222032_00212_14294_6371.N1	23-NOV-2004 16:11:18	Straylight	121.50	1	9Alp CMa	-1.4400	11000.	243	14294	No
308	GOM_NL__2PRFIN20041123_161524_000000772032_00212_14294_6372.N1	23-NOV-2004 16:15:24	Straylight	77.000	7	19Bet Ori	0.10000	14000.	154	14294	No
309	GOM_NL__2PRFIN20041123_161907_000000812032_00212_14294_6373.N1	23-NOV-2004 16:19:07	Tw_i_and_stray	81.000	30	46Eps Ori	1.6940	30000.	162	14294	No
310	GOM_NL__2PRFIN20041123_162358_000000402032_00212_14294_6374.N1	23-NOV-2004 16:23:58	Bright	40.000	105	6Bet Ari	2.6450	8900.0	80	14294	No
311	GOM_NL__2PRFIN20041123_162746_000000382032_00212_14294_6375.N1	23-NOV-2004 16:27:46	Bright	37.500	173	4Bet Tri	3.0040	8900.0	75	14294	No
312	GOM_NL__2PRFIN20041123_162933_000000432032_00212_14294_6376.N1	23-NOV-2004 16:29:33	Bright	42.500	79	26Bet Per	2.3100	13100.	85	14294	No
313	GOM_NL__2PRFIN20041123_163204_000000392032_00212_14294_6377.N1	23-NOV-2004 16:32:04	Bright	39.000	175	39Del Per	3.0100	19400.	78	14294	No
314	GOM_NL__2PRFIN20041123_163434_000000422032_00212_14294_6378.N1	23-NOV-2004 16:34:34	Bright	42.000	68	18Alp Cas	2.2250	4500.0	84	14294	No
315	GOM_NL__2PRFIN20041123_163549_000000392032_00212_14294_6379.N1	23-NOV-2004 16:35:49	Bright	39.000	74	11Bet Cas	2.2680	6600.0	78	14294	No
316	GOM_NL__2PRFIN20041123_164301_000000392032_00212_14294_6380.N1	23-NOV-2004 16:43:01	Bright	38.500	49	1Alp UMi	1.9900	6300.0	77	14294	No
317	GOM_NL__2PRFIN20041123_164735_000000382032_00212_14294_6381.N1	23-NOV-2004 16:47:35	Bright	37.500	60	7Bet UMi	2.0810	3950.0	75	14294	No
318	GOM_NL__2PRFIN20041123_164952_000000382032_00212_14294_6382.N1	23-NOV-2004 16:49:52	Bright	37.500	119	14Eta Dra	2.7270	4700.0	75	14294	No
319	GOM_NL__2PRFIN20041123_165152_000000442032_00212_14294_6383.N1	23-NOV-2004 16:51:52	Bright	44.000	82	48Bet UMa	2.3650	10600.	88	14294	No
320	GOM_NL__2PRFIN20041123_165323_000000412032_00212_14294_6384.N1	23-NOV-2004 16:53:23	Bright	41.000	87	64Gam UMa	2.4330	11000.	82	14294	No
321	GOM_NL__2PRFIN20041123_165453_000000372032_00212_14294_6385.N1	23-NOV-2004 16:54:53	Bright	36.500	39	85Eta UMa	1.8540	24000.	73	14294	No
322	GOM_NL__2PRFIN20041123_165737_000000362032_00212_14294_6386.N1	23-NOV-2004 16:57:37	Bright	36.000	180	27Gam Boo	3.0400	8000.0	72	14294	No
323	GOM_NL__2PRFIN20041123_170036_000000372032_00212_14294_6387.N1	23-NOV-2004 17:00:36	Bright	37.000	83		2.3780	11000.	74	14294	No
324	GOM_NL__2PRFIN20041123_170307_000000362032_00212_14294_6388.N1	23-NOV-2004 17:03:07	Bright	35.500	3	16Alp Boo	-0.050000	4250.0	71	14294	No
325	GOM_NL__2PRFIN20041123_170555_000000592032_00212_14294_6389.N1	23-NOV-2004 17:05:55	Bright	58.500	96	68Del Leo	2.5600	9300.0	117	14294	No
326	GOM_NL__2PRFIN20041123_170909_000001162032_00212_14294_6390.N1	23-NOV-2004 17:09:09	Tw_i_and_stray	115.50	51	41Gam1Leo	2.0100	4500.0	231	14294	No
327	GOM_NL__2PRFIN20041123_171549_000001692032_00212_14294_6391.N1	23-NOV-2004 17:15:49	Straylight	169.00	22	32Alp Leo	1.3600	15200.	338	14294	No
328	GOM_NL__2PRFIN20041123_172304_000000442032_00212_14294_6392.N1	23-NOV-2004 17:23:04	Dark	44.000	64	Gam Cen	2.2000	10600.	88	14294	No
329	GOM_NL__2PRFIN20041123_172416_000000412032_00212_14294_6393.N1	23-NOV-2004 17:24:16	Dark	41.000	99	Del Cen	2.5750	26000.	82	14294	No
330	GOM_NL__2PRFIN20041123_172540_000000452032_00212_14294_6394.N1	23-NOV-2004 17:25:40	Dark	44.500	20	Bet Cru	1.2530	30000.	89	14294	No
331	GOM_NL__2PRFIN20041123_172650_000000502032_00213_14295_6358.N1	23-NOV-2004 17:26:50	Dark	49.500	12	Alp1Cru	0.77500	30000.	99	14295	No
332	GOM_NL__2PRFIN20041123_172916_000000392032_00213_14295_6359.N1	23-NOV-2004 17:29:16	Dark	39.000	124	The Car	2.7640	30000.	78	14295	No
333	GOM_NL__2PRFIN20041123_173338_000000472032_00213_14295_6360.N1	23-NOV-2004 17:33:38	Dark	47.000	41	Eps Car	1.8600	4100.0	94	14295	No
334	GOM_NL__2PRFIN20041123_173510_000000512032_00213_14295_6361.N1	23-NOV-2004 17:35:10	Dark	50.500	34	Gam2Vel	1.7930	23000.	101	14295	No
335	GOM_NL__2PRFIN20041123_173906_000000592032_00213_14295_6362.N1	23-NOV-2004 17:39:06	Dark	59.000	2	Alp Car	-0.73600	7000.0	118	14295	No
336	GOM_NL__2PRFIN20041123_174110_000001092032_00213_14295_6363.N1	23-NOV-2004 17:41:10	Dark	108.50	132	15Rho Pup	2.8030	6900.0	217	14295	No
337	GOM_NL__2PRFIN20041123_174423_000000772032_00213_14295_6364.N1	23-NOV-2004 17:44:23	Dark	77.000	23	21Eps CMa	1.5020	26000.	154	14295	No

338	GOM_NL__2PRFIN20041123_174659_000000442032_00213_14295_6365.N1	23-NOV-2004 17:46:59	Straylight	44.000	157	The1Eri	2.9060	9300.0	88	14295	No
339	GOM_NL__2PRFIN20041123_175154_000001292032_00213_14295_6366.N1	23-NOV-2004 17:51:54	Straylight	128.50	1	9Alp CMa	-1.4400	11000.	257	14295	No
340	GOM_NL__2PRFIN20041123_175600_000000732032_00213_14295_6367.N1	23-NOV-2004 17:56:00	Straylight	73.000	7	19Bet Ori	0.10000	14000.	146	14295	No
341	GOM_NL__2PRFIN20041123_175942_000000792032_00213_14295_6368.N1	23-NOV-2004 17:59:42	Tw_i_and_stray	79.000	30	46Eps Ori	1.6940	30000.	158	14295	No
342	GOM_NL__2PRFIN20041123_180434_000000402032_00213_14295_6369.N1	23-NOV-2004 18:04:34	Bright	40.000	105	6Bet Ari	2.6450	8900.0	80	14295	No
343	GOM_NL__2PRFIN20041123_180822_000000372032_00213_14295_6370.N1	23-NOV-2004 18:08:22	Bright	37.000	173	4Bet Tri	3.0040	8900.0	74	14295	No
344	GOM_NL__2PRFIN20041123_181009_000000422032_00213_14295_6371.N1	23-NOV-2004 18:10:09	Bright	41.500	79	26Bet Per	2.3100	13100.	83	14295	No
345	GOM_NL__2PRFIN20041123_181239_000000392032_00213_14295_6372.N1	23-NOV-2004 18:12:39	Bright	39.000	175	39Del Per	3.0100	19400.	78	14295	No
346	GOM_NL__2PRFIN20041123_181510_000000422032_00213_14295_6373.N1	23-NOV-2004 18:15:10	Bright	41.500	68	18Alp Cas	2.2250	4500.0	83	14295	No
347	GOM_NL__2PRFIN20041123_181626_000000392032_00213_14295_6374.N1	23-NOV-2004 18:16:26	Bright	38.500	74	11Bet Cas	2.2680	6600.0	77	14295	No
348	GOM_NL__2PRFIN20041123_182335_000000412032_00213_14295_6375.N1	23-NOV-2004 18:23:35	Bright	41.000	49	1Alp UMi	1.9900	6300.0	82	14295	No
349	GOM_NL__2PRFIN20041123_182811_000000392032_00213_14295_6376.N1	23-NOV-2004 18:28:11	Bright	39.000	60	7Bet UMi	2.0810	3950.0	78	14295	No
350	GOM_NL__2PRFIN20041123_183028_000000412032_00213_14295_6377.N1	23-NOV-2004 18:30:28	Bright	40.500	119	14Eta Dra	2.7270	4700.0	81	14295	No
351	GOM_NL__2PRFIN20041123_183227_000000462032_00213_14295_6378.N1	23-NOV-2004 18:32:27	Bright	45.500	82	48Bet UMa	2.3650	10600.	91	14295	No
352	GOM_NL__2PRFIN20041123_183358_000000432032_00213_14295_6379.N1	23-NOV-2004 18:33:58	Bright	42.500	87	64Gam UMa	2.4330	11000.	85	14295	No
353	GOM_NL__2PRFIN20041123_183526_000000502032_00213_14295_6380.N1	23-NOV-2004 18:35:26	Bright	49.500	39	85Eta UMa	1.8540	24000.	99	14295	No
354	GOM_NL__2PRFIN20041123_183813_000000372032_00213_14295_6381.N1	23-NOV-2004 18:38:13	Bright	37.000	180	27Gam Boo	3.0400	8000.0	74	14295	No
355	GOM_NL__2PRFIN20041123_184112_000000382032_00213_14295_6382.N1	23-NOV-2004 18:41:12	Bright	37.500	83		2.3780	11000.	75	14295	No
356	GOM_NL__2PRFIN20041123_184343_000000362032_00213_14295_6383.N1	23-NOV-2004 18:43:43	Bright	35.500	3	16Alp Boo	-0.050000	4250.0	71	14295	No
357	GOM_NL__2PRFIN20041123_184631_000000612032_00213_14295_6384.N1	23-NOV-2004 18:46:31	Bright	61.000	96	68Del Leo	2.5600	9300.0	122	14295	No
358	GOM_NL__2PRFIN20041123_184946_000001252032_00213_14295_6385.N1	23-NOV-2004 18:49:46	Tw_i_and_stray	125.00	51	41Gam1Leo	2.0100	4500.0	250	14295	No
359	GOM_NL__2PRFIN20041123_185628_000001732032_00213_14295_6386.N1	23-NOV-2004 18:56:28	Straylight	173.00	22	32Alp Leo	1.3600	15200.	346	14295	No
360	GOM_NL__2PRFIN20041123_190340_000000432032_00213_14295_6387.N1	23-NOV-2004 19:03:40	Dark	42.500	64	Gam Cen	2.2000	10600.	85	14295	No
361	GOM_NL__2PRFIN20041123_190452_000000442032_00213_14295_6388.N1	23-NOV-2004 19:04:52	Dark	44.000	99	Del Cen	2.5750	26000.	88	14295	No
362	GOM_NL__2PRFIN20041123_190616_000000412032_00213_14295_6389.N1	23-NOV-2004 19:06:16	Dark	40.500	20	Bet Cru	1.2530	30000.	81	14295	No
363	GOM_NL__2PRFIN20041123_190726_000000442032_00214_14296_6358.N1	23-NOV-2004 19:07:26	Dark	43.500	12	Alp1Cru	0.77500	30000.	87	14296	No
364	GOM_NL__2PRFIN20041123_190953_000000402032_00214_14296_6359.N1	23-NOV-2004 19:09:53	Dark	39.500	124	The Car	2.7640	30000.	79	14296	No
365	GOM_NL__2PRFIN20041123_191415_000000442032_00214_14296_6360.N1	23-NOV-2004 19:14:15	Dark	43.500	41	Eps Car	1.8600	4100.0	87	14296	No
366	GOM_NL__2PRFIN20041123_191546_000000502032_00214_14296_6361.N1	23-NOV-2004 19:15:46	Dark	50.000	34	Gam2Vel	1.7930	23000.	100	14296	No
367	GOM_NL__2PRFIN20041123_191944_000000592032_00214_14296_6362.N1	23-NOV-2004 19:19:44	Dark	59.000	2	Alp Car	-0.73600	7000.0	118	14296	No
368	GOM_NL__2PRFIN20041123_192147_000001082032_00214_14296_6363.N1	23-NOV-2004 19:21:47	Dark	108.00	132	15Rho Pup	2.8030	6900.0	216	14296	No
369	GOM_NL__2PRFIN20041123_192459_000000752032_00214_14296_6364.N1	23-NOV-2004 19:24:59	Dark	75.000	23	21Eps CMa	1.5020	26000.	150	14296	No
370	GOM_NL__2PRFIN20041123_192737_000000422032_00214_14296_6365.N1	23-NOV-2004 19:27:37	Straylight	42.000	157	The1Eri	2.9060	9300.0	84	14296	No
371	GOM_NL__2PRFIN20041123_193230_000001362032_00214_14296_6366.N1	23-NOV-2004 19:32:30	Straylight	135.50	1	9Alp CMa	-1.4400	11000.	271	14296	No
372	GOM_NL__2PRFIN20041123_193636_000000722032_00214_14296_6367.N1	23-NOV-2004 19:36:36	Straylight	71.500	7	19Bet Ori	0.10000	14000.	143	14296	No
373	GOM_NL__2PRFIN20041123_194017_000000762032_00214_14296_6368.N1	23-NOV-2004 19:40:17	Tw_i_and_stray	76.000	30	46Eps Ori	1.6940	30000.	152	14296	No
374	GOM_NL__2PRFIN20041123_194510_000000402032_00214_14296_6369.N1	23-NOV-2004 19:45:10	Bright	39.500	105	6Bet Ari	2.6450	8900.0	79	14296	No
375	GOM_NL__2PRFIN20041123_194859_000000382032_00214_14296_6370.N1	23-NOV-2004 19:48:59	Bright	37.500	173	4Bet Tri	3.0040	8900.0	75	14296	No
376	GOM_NL__2PRFIN20041123_195047_000000392032_00214_14296_6371.N1	23-NOV-2004 19:50:47	Bright	38.500	79	26Bet Per	2.3100	13100.	77	14296	No
377	GOM_NL__2PRFIN20041123_195315_000000392032_00214_14296_6372.N1	23-NOV-2004 19:53:15	Bright	39.000	175	39Del Per	3.0100	19400.	78	14296	No
378	GOM_NL__2PRFIN20041123_195549_000000402032_00214_14296_6373.N1	23-NOV-2004 19:55:49	Bright	39.500	68	18Alp Cas	2.2250	4500.0	79	14296	No
379	GOM_NL__2PRFIN20041123_195702_000000372032_00214_14296_6374.N1	23-NOV-2004 19:57:02	Bright	37.000	74	11Bet Cas	2.2680	6600.0	74	14296	No
380	GOM_NL__2PRFIN20041123_200413_000000382032_00214_14296_6375.N1	23-NOV-2004 20:04:13	Bright	38.000	49	1Alp UMi	1.9900	6300.0	76	14296	No
381	GOM_NL__2PRFIN20041123_200847_000000382032_00214_14296_6376.N1	23-NOV-2004 20:08:47	Bright	38.000	60	7Bet UMi	2.0810	3950.0	76	14296	No
382	GOM_NL__2PRFIN20041123_201105_000000392032_00214_14296_6377.N1	23-NOV-2004 20:11:05	Bright	38.500	119	14Eta Dra	2.7270	4700.0	77	14296	No
383	GOM_NL__2PRFIN20041123_201302_000000462032_00214_14296_6378.N1	23-NOV-2004 20:13:02	Bright	46.000	82	48Bet UMa	2.3650	10600.	92	14296	No
384	GOM_NL__2PRFIN20041123_201434_000000442032_00214_14296_6379.N1	23-NOV-2004 20:14:34	Bright	44.000	87	64Gam UMa	2.4330	11000.	88	14296	No
385	GOM_NL__2PRFIN20041123_201604_000000392032_00214_14296_6380.N1	23-NOV-2004 20:16:04	Bright	38.500	39	85Eta UMa	1.8540	24000.	77	14296	No
386	GOM_NL__2PRFIN20041123_201849_000000372032_00214_14296_6381.N1	23-NOV-2004 20:18:49	Bright	37.000	180	27Gam Boo	3.0400	8000.0	74	14296	No
387	GOM_NL__2PRFIN20041123_202146_000000392032_00214_14296_6382.N1	23-NOV-2004 20:21:46	Bright	38.500	83		2.3780	11000.	77	14296	No
388	GOM_NL__2PRFIN20041123_202419_000000352032_00214_14296_6383.N1	23-NOV-2004 20:24:19	Bright	34.500	3	16Alp Boo	-0.050000	4250.0	69	14296	No
389	GOM_NL__2PRFIN20041123_202708_000000572032_00214_14296_6384.N1	23-NOV-2004 20:27:08	Bright	57.000	96	68Del Leo	2.5600	9300.0	114	14296	No
390	GOM_NL__2PRFIN20041123_203024_000001212032_00214_14296_6385.N1	23-NOV-2004 20:30:24	Tw_i_and_stray	121.00	51	41Gam1Leo	2.0100	4500.0	242	14296	No
391	GOM_NL__2PRFIN20041123_203707_000002132032_00214_14296_6386.N1	23-NOV-2004 20:37:07	Straylight	212.50	22	32Alp Leo	1.3600	15200.	425	14296	No
392	GOM_NL__2PRFIN20041123_204417_000000402032_00214_14296_6387.N1	23-NOV-2004 20:44:17	Dark	40.000	64	Gam Cen	2.2000	10600.	80	14296	No
393	GOM_NL__2PRFIN20041123_204528_000000412032_00214_14296_6388.N1	23-NOV-2004 20:45:28	Dark	40.500	99	Del Cen	2.5750	26000.	81	14296	No
394	GOM_NL__2PRFIN20041123_204653_000000452032_00214_14296_6389.N1	23-NOV-2004 20:46:53	Dark	44.500	20	Bet Cru	1.2530	30000.	89	14296	No
395	GOM_NL__2PRFIN20041123_204803_000000392032_00215_14297_6358.N1	23-NOV-2004 20:48:03	Dark	38.500	12	Alp1Cru	0.77500	30000.	77	14297	No
396	GOM_NL__2PRFIN20041123_205029_000000402032_00215_14297_6359.N1	23-NOV-2004 20:50:29	Dark	39.500	124	The Car	2.7640	30000.	79	14297	No

397	GOM_NL__2PRFIN20041123_205452_000000462032_00215_14297_6360.N1	23-NOV-2004 20:54:52	Dark	46.000	41	Eps Car	1.8600	4100.0	92	14297	No
398	GOM_NL__2PRFIN20041123_205623_000000512032_00215_14297_6361.N1	23-NOV-2004 20:56:23	Dark	50.500	34	Gam2Vel	1.7930	23000.	101	14297	No
399	GOM_NL__2PRFIN20041123_210020_000000552032_00215_14297_6362.N1	23-NOV-2004 21:00:20	Dark	54.500	2	Alp Car	-0.73600	7000.0	109	14297	No
400	GOM_NL__2PRFIN20041123_210225_000001102032_00215_14297_6363.N1	23-NOV-2004 21:02:25	Dark	109.50	132	15Rho Pup	2.8030	6900.0	219	14297	No
401	GOM_NL__2PRFIN20041123_210536_000000762032_00215_14297_6364.N1	23-NOV-2004 21:05:36	Dark	75.500	23	21Eps CMa	1.5020	26000.	151	14297	No
402	GOM_NL__2PRFIN20041123_210814_000000422032_00215_14297_6365.N1	23-NOV-2004 21:08:14	Straylight	41.500	157	The1Eri	2.9060	9300.0	83	14297	No
403	GOM_NL__2PRFIN20041123_211306_000001272032_00215_14297_6366.N1	23-NOV-2004 21:13:06	Straylight	127.00	1	9Alp CMa	-1.4400	11000.	254	14297	No
404	GOM_NL__2PRFIN20041123_211709_000000702032_00215_14297_6367.N1	23-NOV-2004 21:17:09	Straylight	70.000	7	19Bet Ori	0.10000	14000.	140	14297	No
405	GOM_NL__2PRFIN20041123_212053_000000752032_00215_14297_6368.N1	23-NOV-2004 21:20:53	Twilight_stray	75.000	30	46Eps Ori	1.6940	30000.	150	14297	No
406	GOM_NL__2PRFIN20041123_212546_000000392032_00215_14297_6369.N1	23-NOV-2004 21:25:46	Bright	38.500	105	6Bet Ari	2.6450	8900.0	77	14297	No
407	GOM_NL__2PRFIN20041123_212935_000000372032_00215_14297_6370.N1	23-NOV-2004 21:29:35	Bright	36.500	173	4Bet Tri	3.0040	8900.0	73	14297	No
408	GOM_NL__2PRFIN20041123_213123_000000402032_00215_14297_6371.N1	23-NOV-2004 21:31:23	Bright	40.000	79	26Bet Per	2.3100	13100.	80	14297	No
409	GOM_NL__2PRFIN20041123_213351_000000392032_00215_14297_6372.N1	23-NOV-2004 21:33:51	Bright	39.000	175	39Del Per	3.0100	19400.	78	14297	No
410	GOM_NL__2PRFIN20041123_213625_000000382032_00215_14297_6373.N1	23-NOV-2004 21:36:25	Bright	38.000	68	18Alp Cas	2.2250	4500.0	76	14297	No
411	GOM_NL__2PRFIN20041123_213738_000000382032_00215_14297_6374.N1	23-NOV-2004 21:37:38	Bright	38.000	74	11Bet Cas	2.2680	6600.0	76	14297	No
412	GOM_NL__2PRFIN20041123_214449_000000352032_00215_14297_6375.N1	23-NOV-2004 21:44:49	Bright	34.500	49	1Alp UMi	1.9900	6300.0	69	14297	No
413	GOM_NL__2PRFIN20041123_214923_000000392032_00215_14297_6376.N1	23-NOV-2004 21:49:23	Bright	39.000	60	7Bet UMi	2.0810	3950.0	78	14297	No
414	GOM_NL__2PRFIN20041123_215141_000000372032_00215_14297_6377.N1	23-NOV-2004 21:51:41	Bright	36.500	119	14Eta Dra	2.7270	4700.0	73	14297	No
415	GOM_NL__2PRFIN20041123_215338_000000462032_00215_14297_6378.N1	23-NOV-2004 21:53:38	Bright	46.000	82	48Bet UMa	2.3650	10600.	92	14297	No
416	GOM_NL__2PRFIN20041123_215511_000000412032_00215_14297_6379.N1	23-NOV-2004 21:55:11	Bright	41.000	87	64Gam UMa	2.4330	11000.	82	14297	No
417	GOM_NL__2PRFIN20041123_215641_000000382032_00215_14297_6380.N1	23-NOV-2004 21:56:41	Bright	37.500	39	85Eta UMa	1.8540	24000.	75	14297	No
418	GOM_NL__2PRFIN20041123_215926_000000442032_00215_14297_6381.N1	23-NOV-2004 21:59:26	Bright	44.000	180	27Gam Boo	3.0400	8000.0	88	14297	No
419	GOM_NL__2PRFIN20041123_220224_000000372032_00215_14297_6382.N1	23-NOV-2004 22:02:24	Bright	36.500	83		2.3780	11000.	73	14297	No
420	GOM_NL__2PRFIN20041123_220455_000000362032_00215_14297_6383.N1	23-NOV-2004 22:04:55	Bright	35.500	3	16Alp Boo	-0.050000	4250.0	71	14297	No
421	GOM_NL__2PRFIN20041123_220743_000000602032_00215_14297_6384.N1	23-NOV-2004 22:07:43	Bright	59.500	96	68Del Leo	2.5600	9300.0	119	14297	No
422	GOM_NL__2PRFIN20041123_221101_000001272032_00215_14297_6385.N1	23-NOV-2004 22:11:01	Twilight_stray	127.00	51	41Gam1Leo	2.0100	4500.0	254	14297	No
423	GOM_NL__2PRFIN20041123_222838_000000502032_00216_14298_6636.N1	23-NOV-2004 22:28:38	Dark	50.000	12	Alp1Cru	0.77500	30000.	100	14298	No
424	GOM_NL__2PRFIN20041123_223105_000000402032_00216_14298_6637.N1	23-NOV-2004 22:31:05	Dark	39.500	124	The Car	2.7640	30000.	79	14298	No
425	GOM_NL__2PRFIN20041123_223528_000000442032_00216_14298_6638.N1	23-NOV-2004 22:35:28	Dark	43.500	41	Eps Car	1.8600	4100.0	87	14298	No
426	GOM_NL__2PRFIN20041123_223700_000000512032_00216_14298_6639.N1	23-NOV-2004 22:37:00	Dark	50.500	34	Gam2Vel	1.7930	23000.	101	14298	No
427	GOM_NL__2PRFIN20041123_224056_000000592032_00216_14298_6640.N1	23-NOV-2004 22:40:56	Dark	59.000	2	Alp Car	-0.73600	7000.0	118	14298	No
428	GOM_NL__2PRFIN20041123_224303_000001132032_00216_14298_6641.N1	23-NOV-2004 22:43:03	Dark	113.00	132	15Rho Pup	2.8030	6900.0	226	14298	No
429	GOM_NL__2PRFIN20041123_224612_000000842032_00216_14298_6642.N1	23-NOV-2004 22:46:12	Dark	83.500	23	21Eps CMa	1.5020	26000.	167	14298	No
430	GOM_NL__2PRFIN20041123_224849_000000432032_00216_14298_6643.N1	23-NOV-2004 22:48:49	Straylight	42.500	157	The1Eri	2.9060	9300.0	85	14298	No
431	GOM_NL__2PRFIN20041123_225342_000001182032_00216_14298_6644.N1	23-NOV-2004 22:53:42	Straylight	117.50	1	9Alp CMa	-1.4400	11000.	235	14298	No
432	GOM_NL__2PRFIN20041123_225747_000000702032_00216_14298_6645.N1	23-NOV-2004 22:57:47	Straylight	70.000	7	19Bet Ori	0.10000	14000.	140	14298	No
433	GOM_NL__2PRFIN20041123_230128_000000802032_00216_14298_6646.N1	23-NOV-2004 23:01:28	Twilight_stray	79.500	30	46Eps Ori	1.6940	30000.	159	14298	No
434	GOM_NL__2PRFIN20041123_230621_000000412032_00216_14298_6647.N1	23-NOV-2004 23:06:21	Bright	40.500	105	6Bet Ari	2.6450	8900.0	81	14298	No
435	GOM_NL__2PRFIN20041123_231011_000000372032_00216_14298_6648.N1	23-NOV-2004 23:10:11	Bright	36.500	173	4Bet Tri	3.0040	8900.0	73	14298	No
436	GOM_NL__2PRFIN20041123_231159_000000402032_00216_14298_6649.N1	23-NOV-2004 23:11:59	Bright	39.500	79	26Bet Per	2.3100	13100.	79	14298	No
437	GOM_NL__2PRFIN20041123_231426_000000402032_00216_14298_6650.N1	23-NOV-2004 23:14:26	Bright	39.500	175	39Del Per	3.0100	19400.	79	14298	No
438	GOM_NL__2PRFIN20041123_231701_000000392032_00216_14298_6651.N1	23-NOV-2004 23:17:01	Bright	38.500	68	18Alp Cas	2.2250	4500.0	77	14298	No
439	GOM_NL__2PRFIN20041123_231814_000000402032_00216_14298_6652.N1	23-NOV-2004 23:18:14	Bright	39.500	74	11Bet Cas	2.2680	6600.0	79	14298	No
440	GOM_NL__2PRFIN20041123_232525_000000372032_00216_14298_6653.N1	23-NOV-2004 23:25:25	Bright	36.500	49	1Alp UMi	1.9900	6300.0	73	14298	No
441	GOM_NL__2PRFIN20041123_232959_000000402032_00216_14298_6654.N1	23-NOV-2004 23:29:59	Bright	39.500	60	7Bet UMi	2.0810	3950.0	79	14298	No
442	GOM_NL__2PRFIN20041123_233217_000000402032_00216_14298_6655.N1	23-NOV-2004 23:32:17	Bright	39.500	119	14Eta Dra	2.7270	4700.0	79	14298	No
443	GOM_NL__2PRFIN20041123_233414_000000462032_00216_14298_6656.N1	23-NOV-2004 23:34:14	Bright	45.500	82	48Bet UMa	2.3650	10600.	91	14298	No
444	GOM_NL__2PRFIN20041123_233546_000000442032_00216_14298_6657.N1	23-NOV-2004 23:35:46	Bright	44.000	87	64Gam UMa	2.4330	11000.	88	14298	No
445	GOM_NL__2PRFIN20041123_233716_000000382032_00216_14298_6658.N1	23-NOV-2004 23:37:16	Bright	37.500	39	85Eta UMa	1.8540	24000.	75	14298	No
446	GOM_NL__2PRFIN20041123_234001_000000392032_00216_14298_6659.N1	23-NOV-2004 23:40:01	Bright	39.000	180	27Gam Boo	3.0400	8000.0	78	14298	No
447	GOM_NL__2PRFIN20041123_234300_000000372032_00216_14298_6660.N1	23-NOV-2004 23:43:00	Bright	36.500	83		2.3780	11000.	73	14298	No
448	GOM_NL__2PRFIN20041123_234531_000000352032_00216_14298_6661.N1	23-NOV-2004 23:45:31	Bright	35.000	3	16Alp Boo	-0.050000	4250.0	70	14298	No
449	GOM_NL__2PRFIN20041123_234821_000000582032_00216_14298_6662.N1	23-NOV-2004 23:48:21	Bright	57.500	96	68Del Leo	2.5600	9300.0	115	14298	No
450	GOM_NL__2PRFIN20041123_235138_000001202032_00216_14298_6663.N1	23-NOV-2004 23:51:38	Twilight_stray	120.00	51	41Gam1Leo	2.0100	4500.0	240	14298	No
451	GOM_NL__2PRFIN20041123_235826_000002412032_00216_14298_6664.N1	23-NOV-2004 23:58:26	Straylight	240.50	22	32Alp Leo	1.3600	15200.	481	14298	No

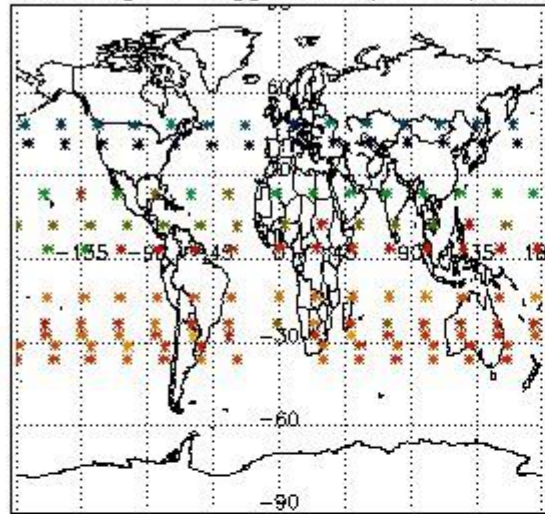
In this section it is plotted some information contained in the Quality Summary data set of the level 2 products. Only products in dark limb conditions and without errors (error flag in the MPH set to "0") are used.

3.1 Plot quality information per product (time dependant)

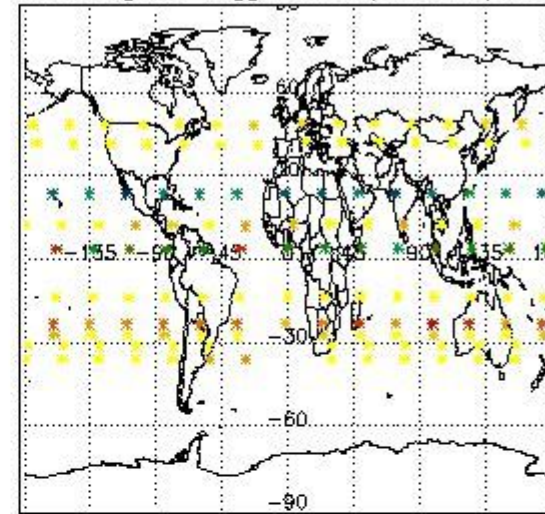


3.2 Plot quality information per product (world map)

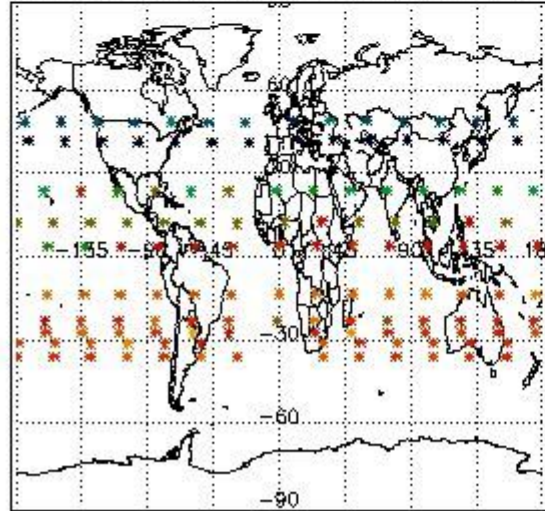
Percentage of flagged data per O3 profile



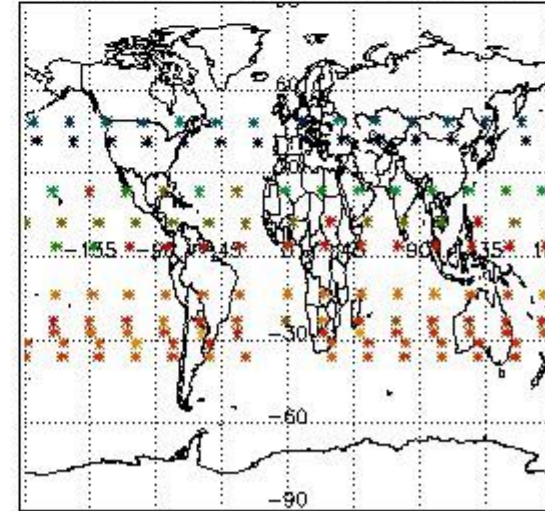
Percentage of flagged data per H2O profile



Percentage of flagged data per NO2 profile



Percentage of flagged data per NO3 profile

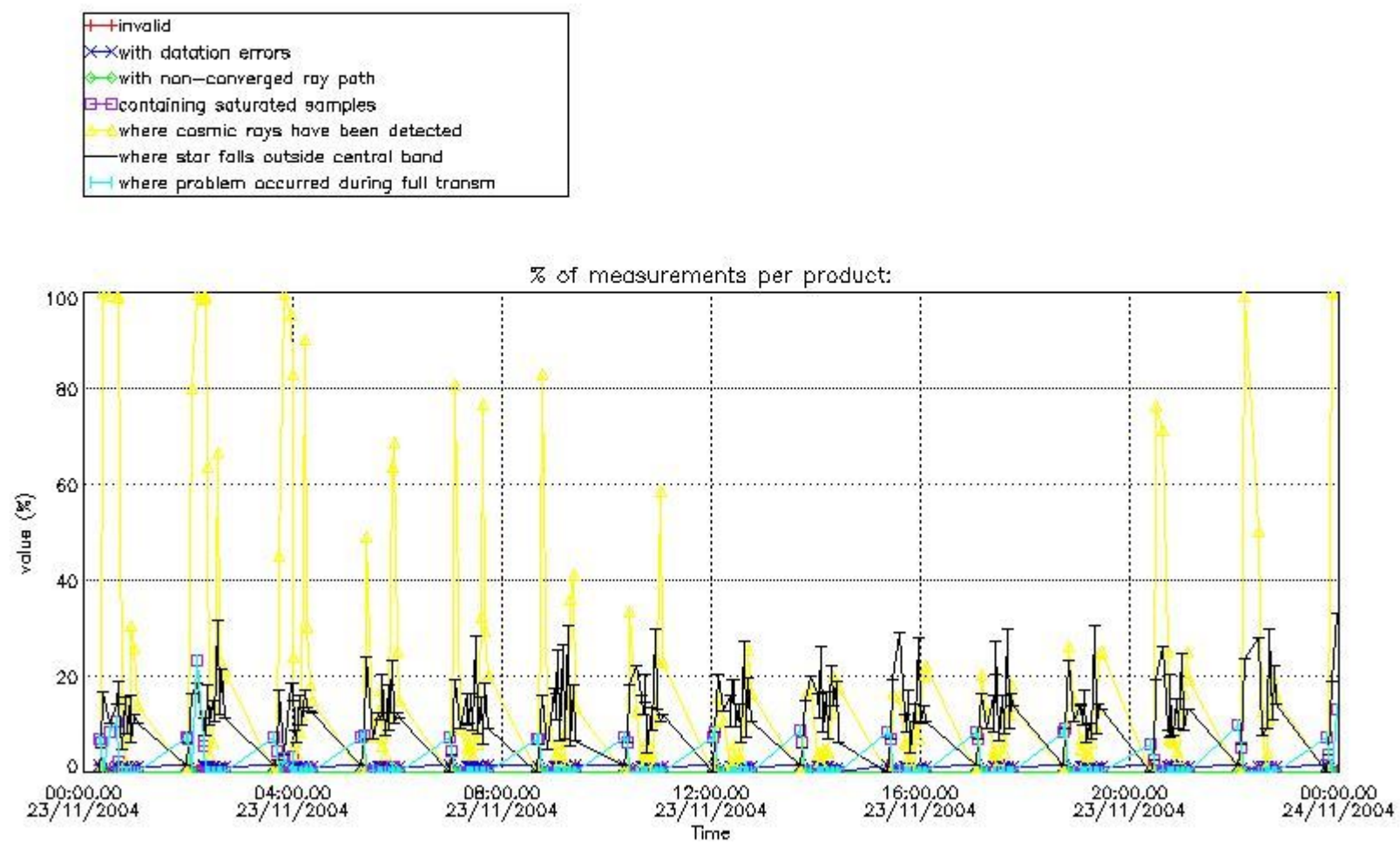


4. Level 1 quality information per product

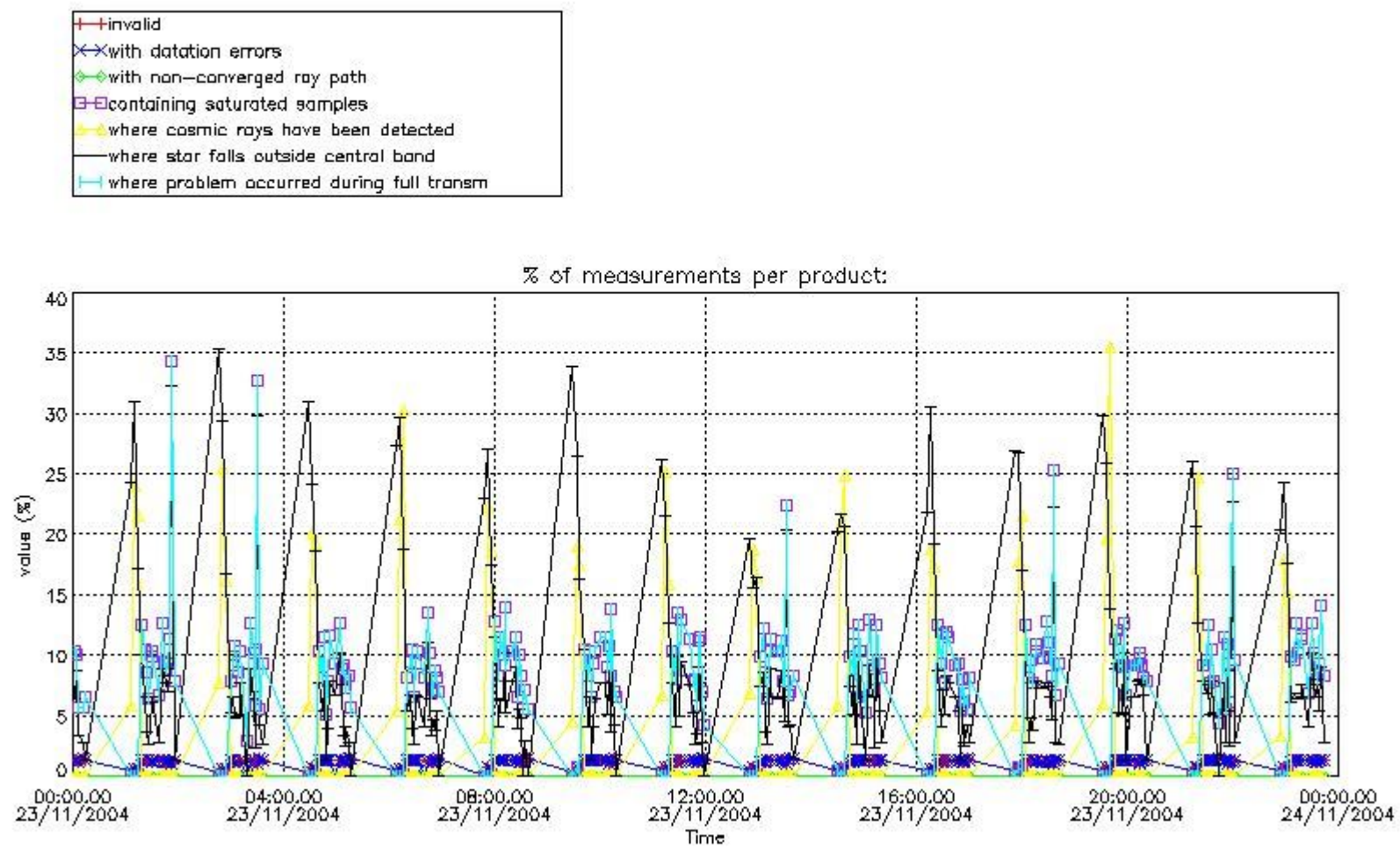
In this section it is plotted some information contained in the Quality Summary data set of the level 2 products that comes from the level 1b processing. Products without errors (error flag in the MPH set to "0") are used.

4.1 Plot quality information per product (time dependant) coming from level 1b processing

4.1.1 Plot level 1 quality information per product (time dependant): ENVISAT ASCENDING passes



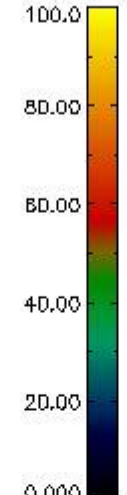
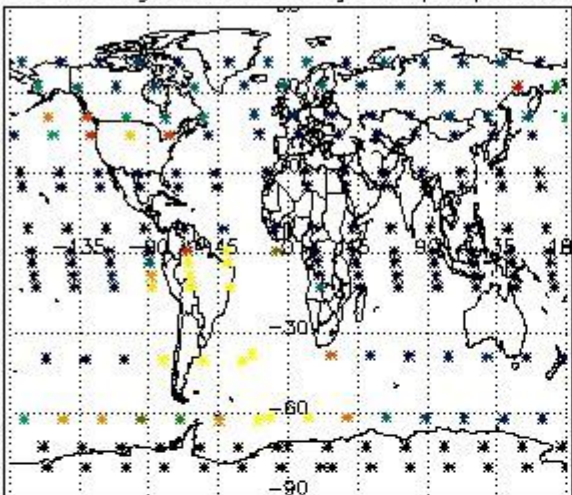
4.1.2 Plot level 1 quality information per product (time dependant): ENVI SAT DESCENDING passes



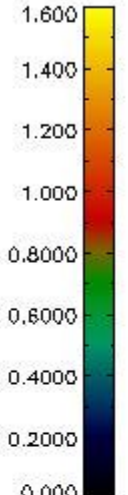
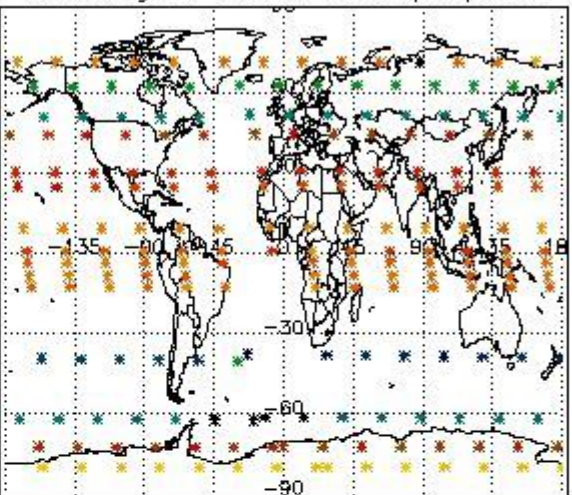
4.2 Plot quality information per product coming from level 1b processing (world map)

4.2.1 Plot level 1 quality information per product (world map): ENVISAT ASCENDING passes

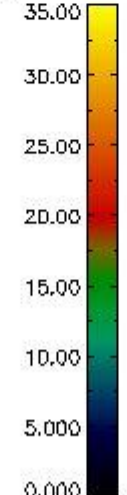
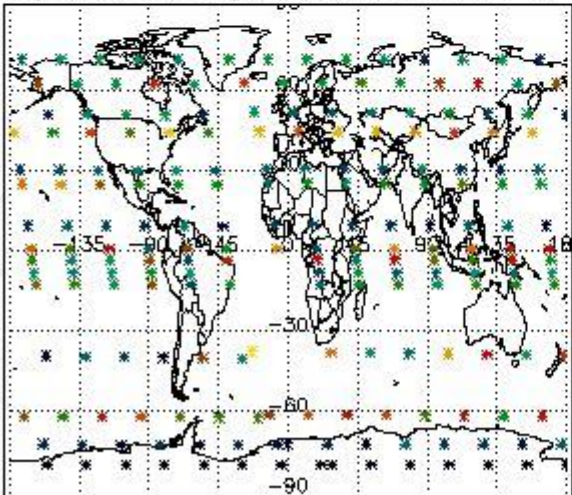
Percentage of cosmic ray hits per profile



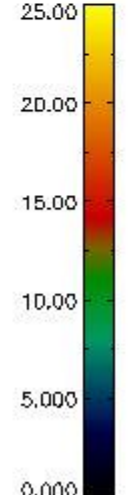
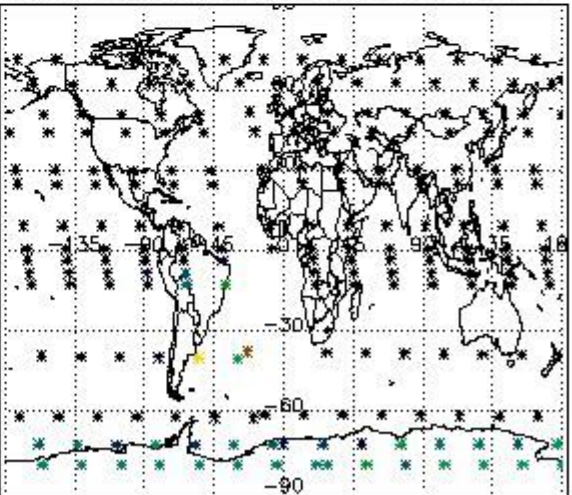
Percentage of datation errors per profile



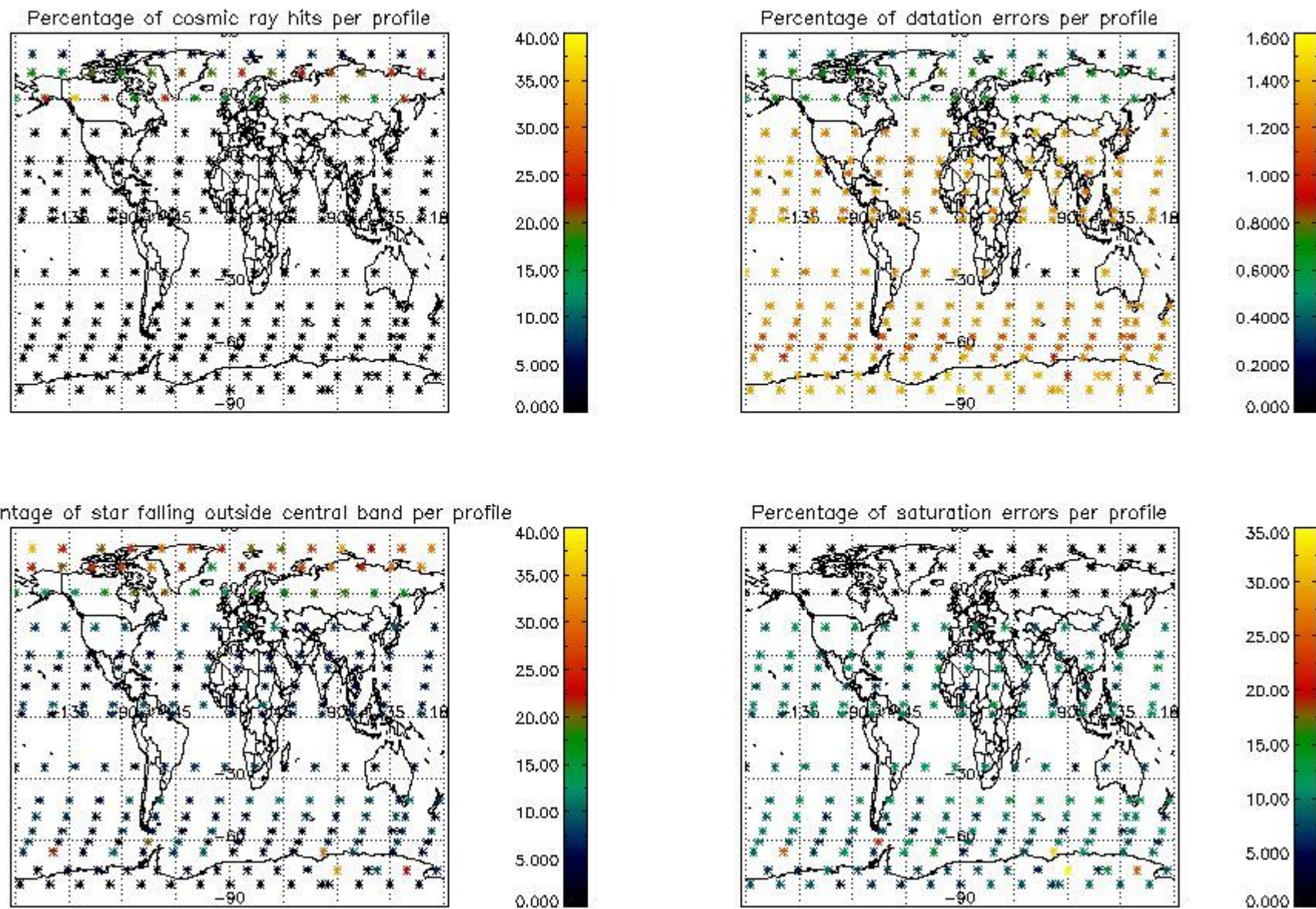
Percentage of star falling outside central band per profile



Percentage of saturation errors per profile



4.2.2 Plot level 1 quality information per product (world map): ENVISAT DESCENDING passes



5. Trace gas profiles

5.1 Ozone statistics based on quality of products

The final quality of the products can be "measured" using the STD (Standard Deviation) attached to every point profile. This information is written to the parameter GOM_NL__2P/NL_LOCAL_SPECIES_DENSITY/o3_std of the level 2 products. The table below shows the statistics for given STD ranges.

The statistics are given with respect to the overall valid production:

- Products without fatal errors: GOM_NL__2P/MPH/PRODUCT_ERR=0
- Valid point profile: GOM_NL__2P/NL_LOCAL_SPECIES_DENSITY/pcd(0)=0

The 'Criteria' is applied to valid points of dark limb products:

- Products in dark limb illumination condition: GOM_NL__2P/NL_SUMMARY_QUALITY/obs_ill_cond=0
- Products without fatal errors: GOM_NL__2P/MPH/PRODUCT_ERR=0
- Valid point profile: GOM_NL__2P/NL_LOCAL_SPECIES_DENSITY/pcd(0)=0

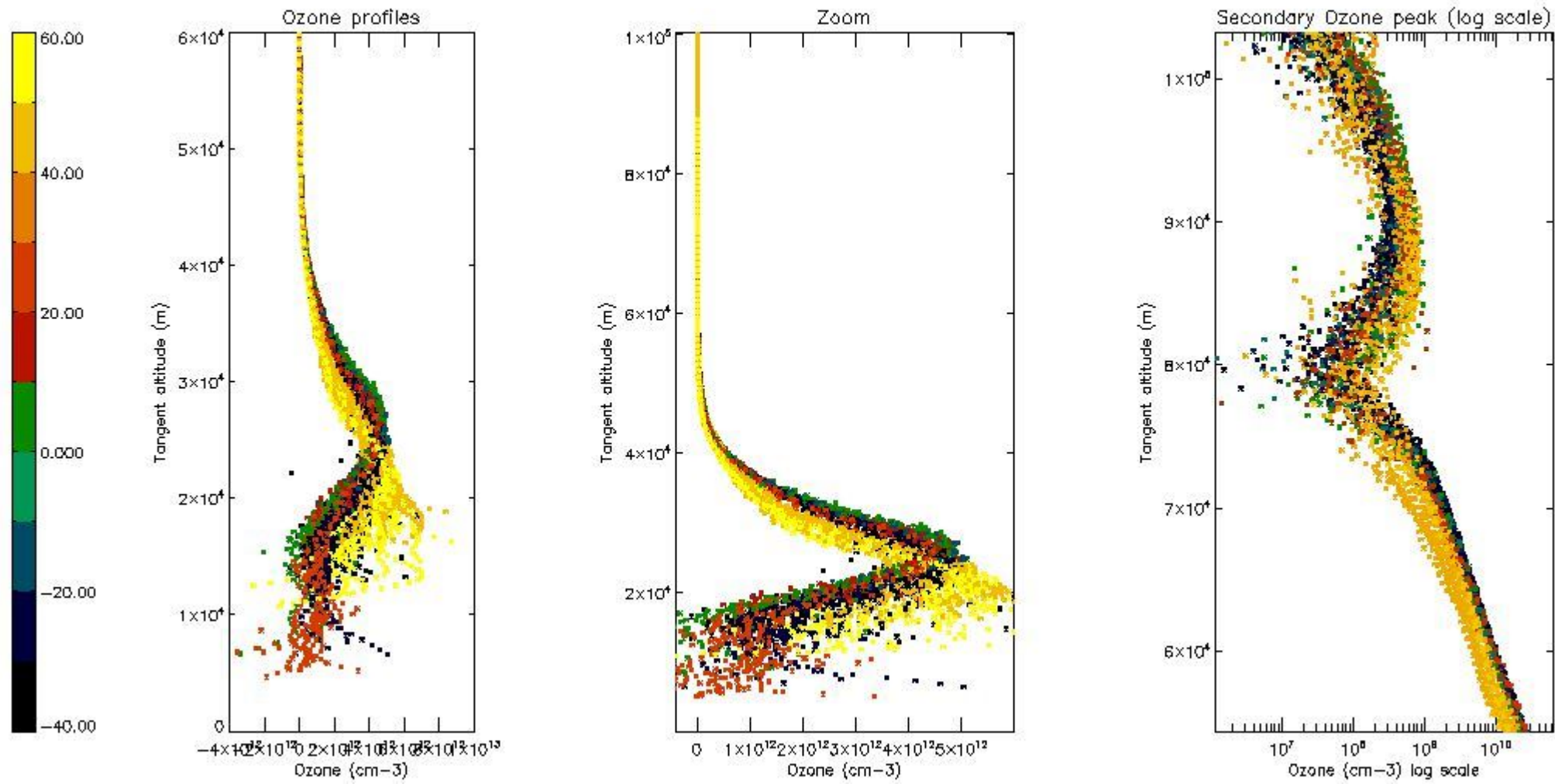
So, the table below shows the percentage of dark limb and valid observations for each criteria with respect to the overall valid daily observations.

Criteria	% of total production
All STD	30
STD < 20	20

STD < 10	17
STD < 5	13

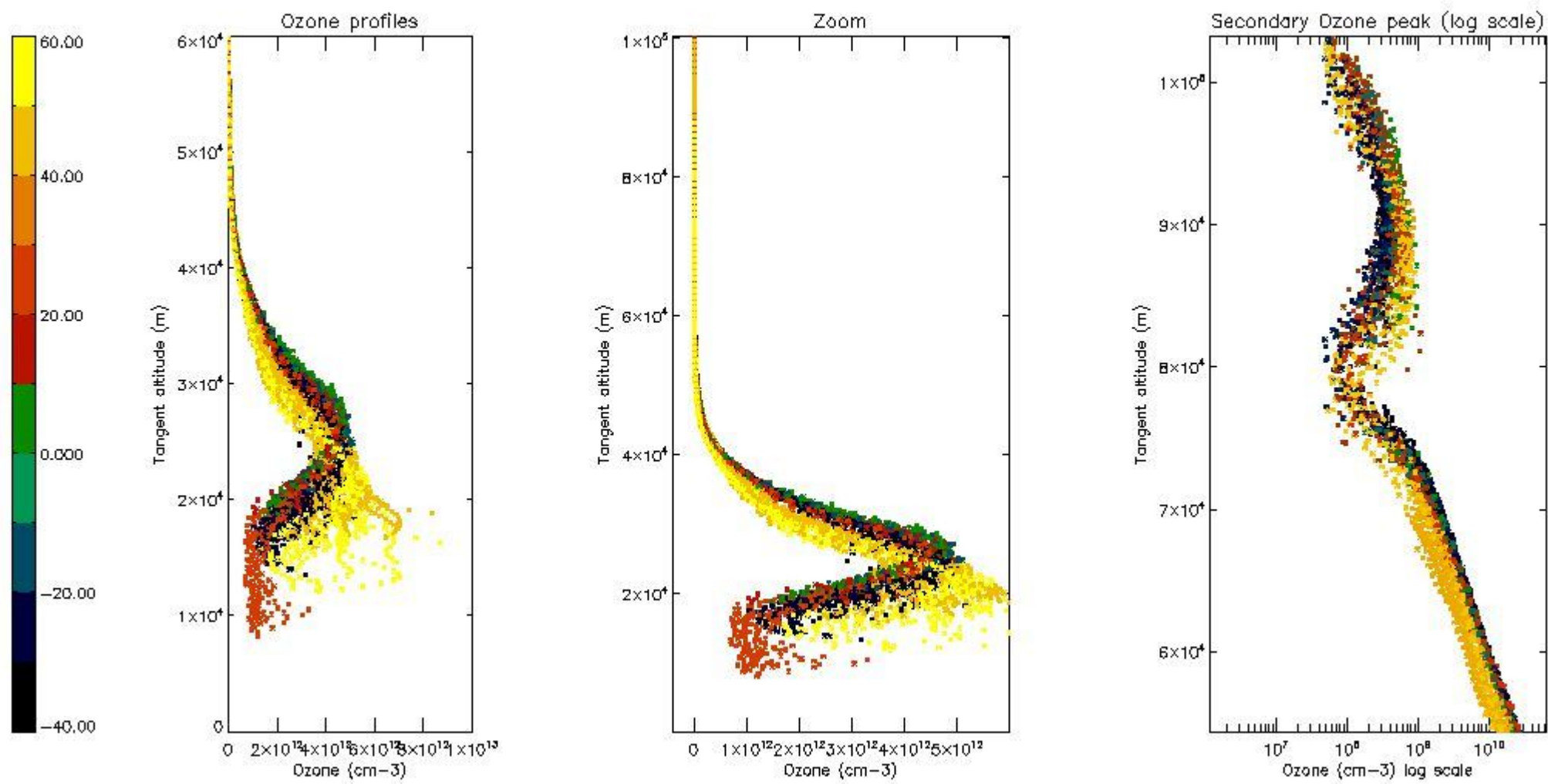
5.2 Plot ozone profiles for all STD (dark without errors)

The colorbar represents the latitude.



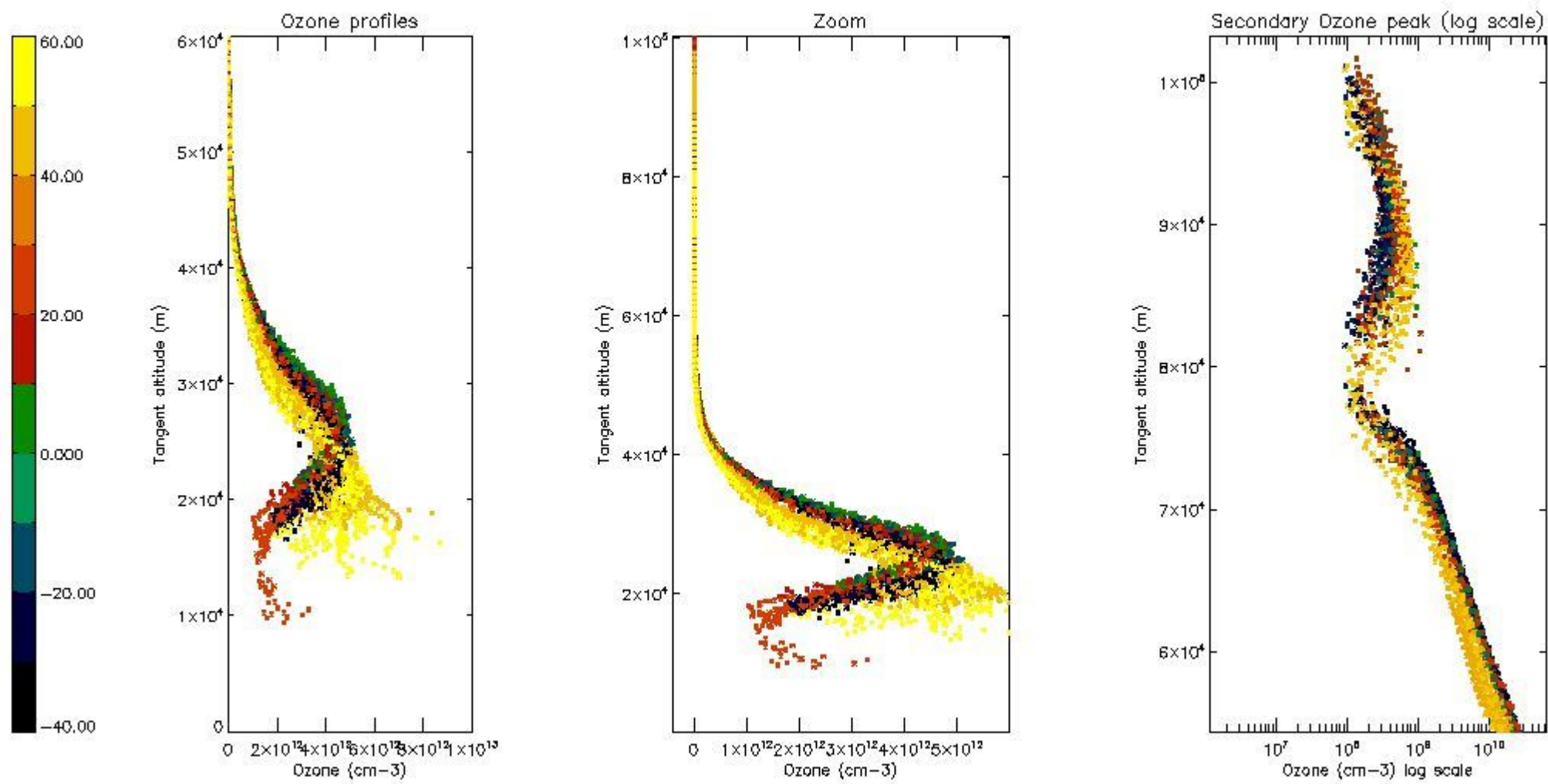
5.3 Plot ozone profiles where STD < 20% (dark without errors)

The colorbar represents the latitude.



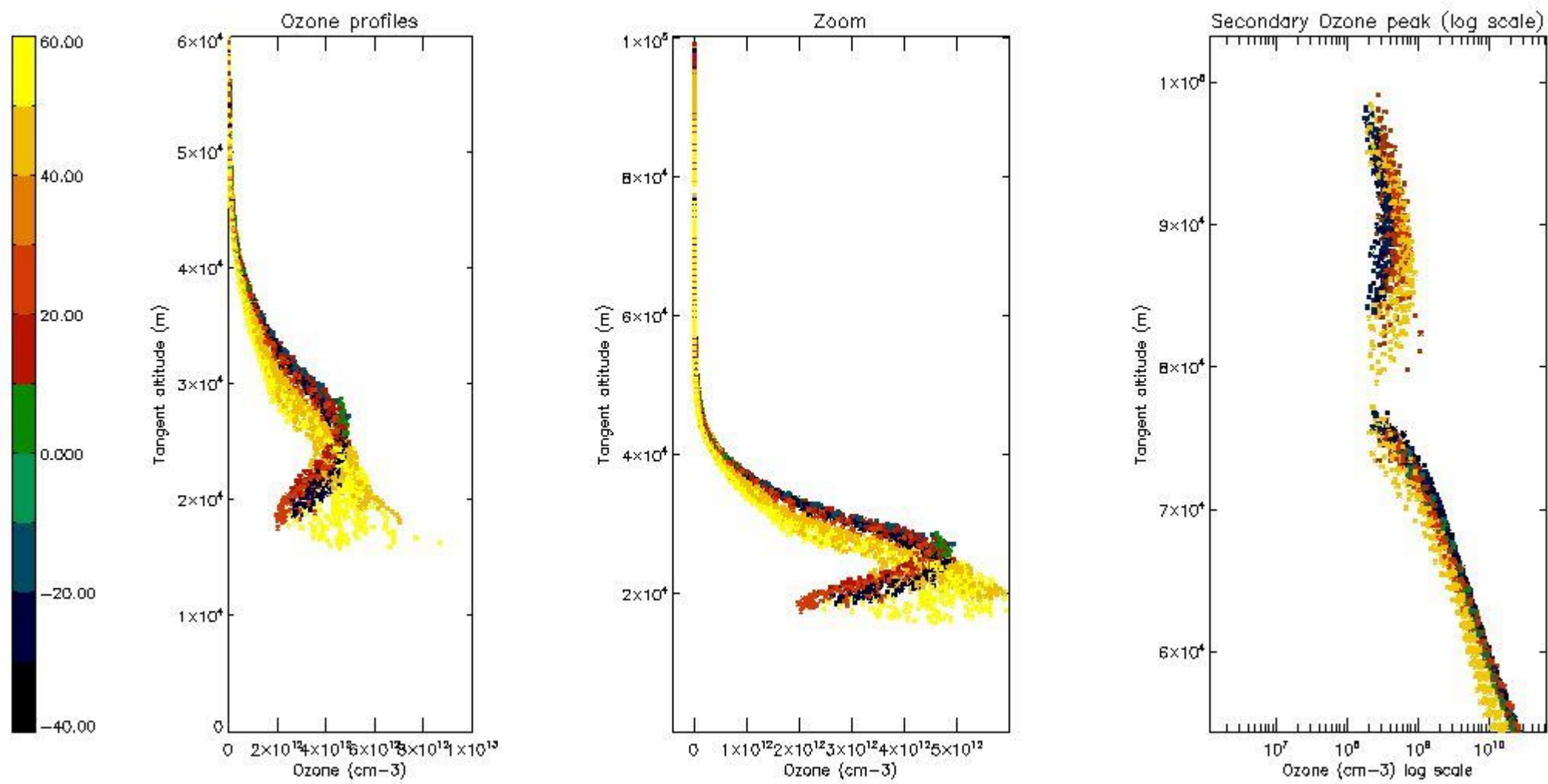
5.4 Plot ozone profiles where STD < 10% (dark without errors)

The colorbar represents the latitude.



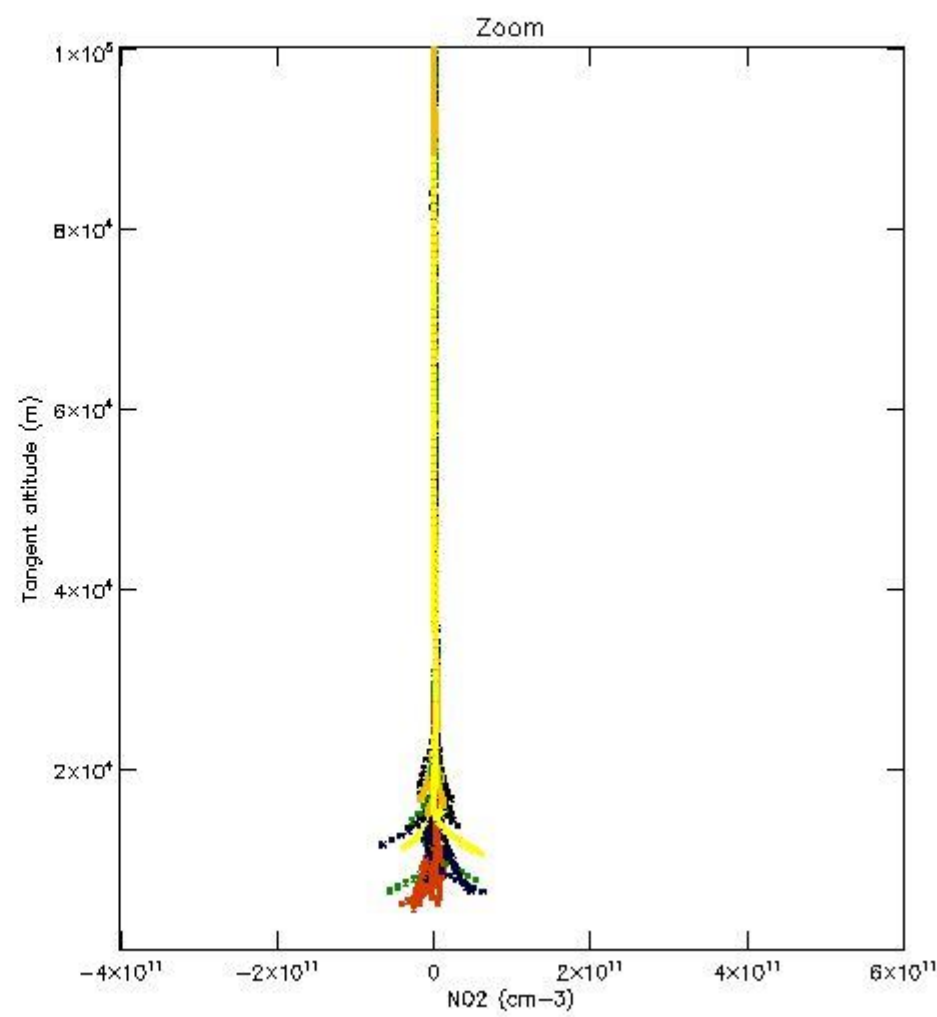
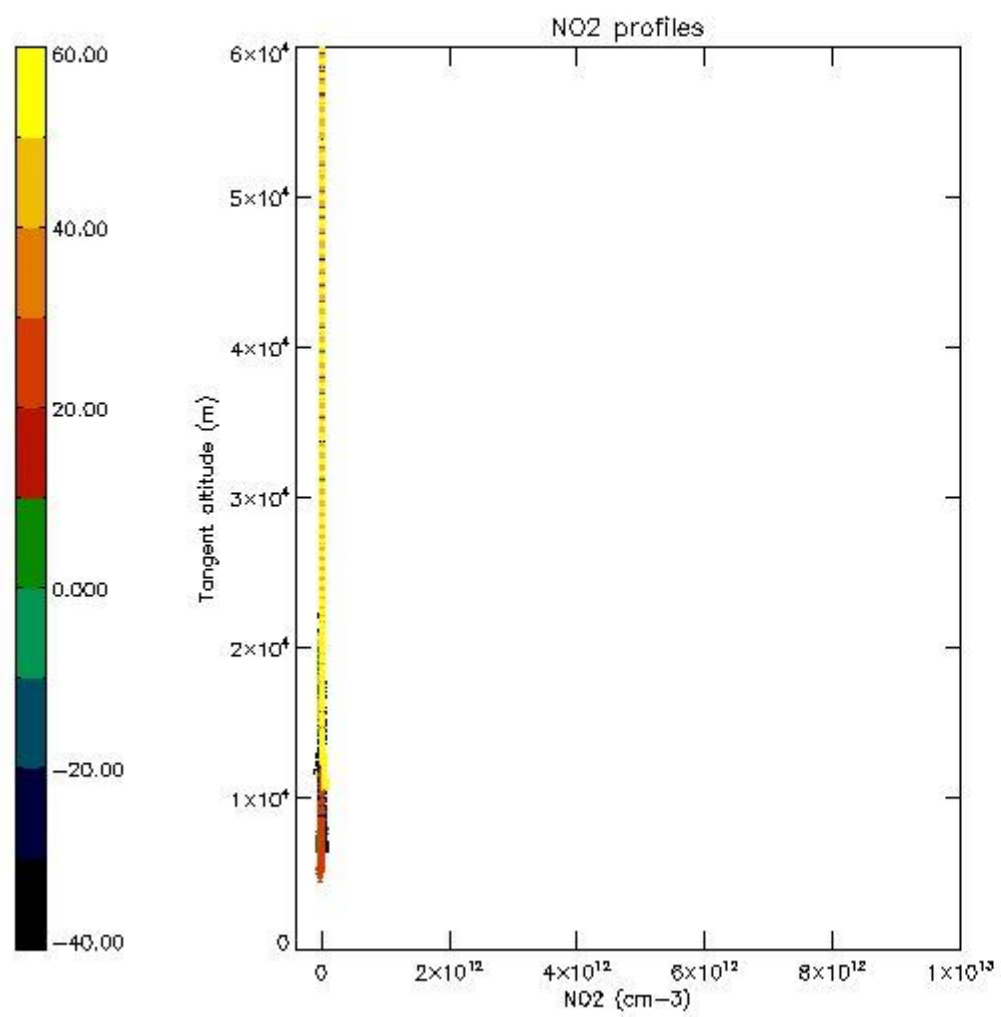
5.5 Plot ozone profiles where STD < 5% (dark without errors)

The colorbar represents the latitude.



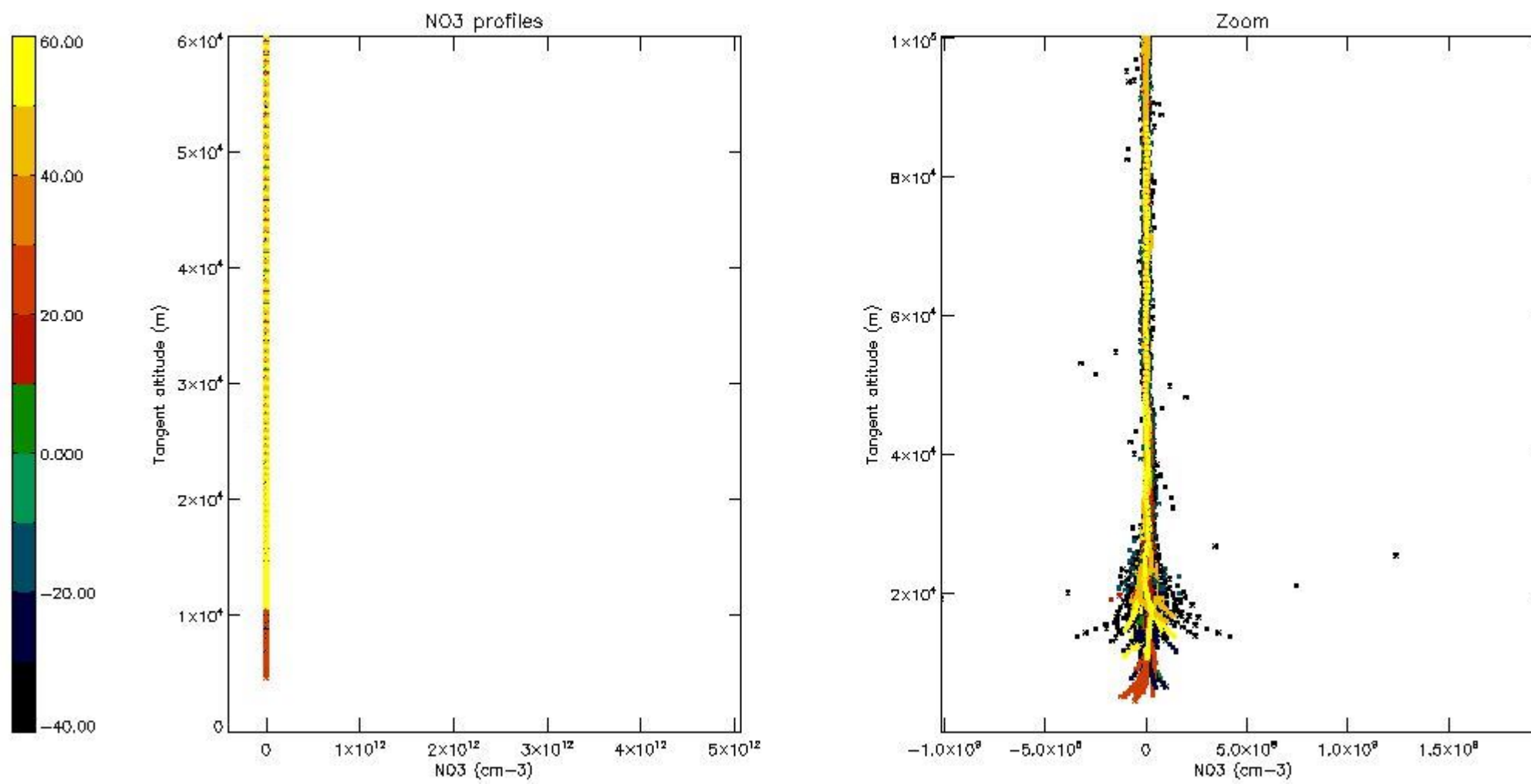
5.6 Plot NO₂ profiles for all STD (dark without errors)

The colorbar represents the latitude.



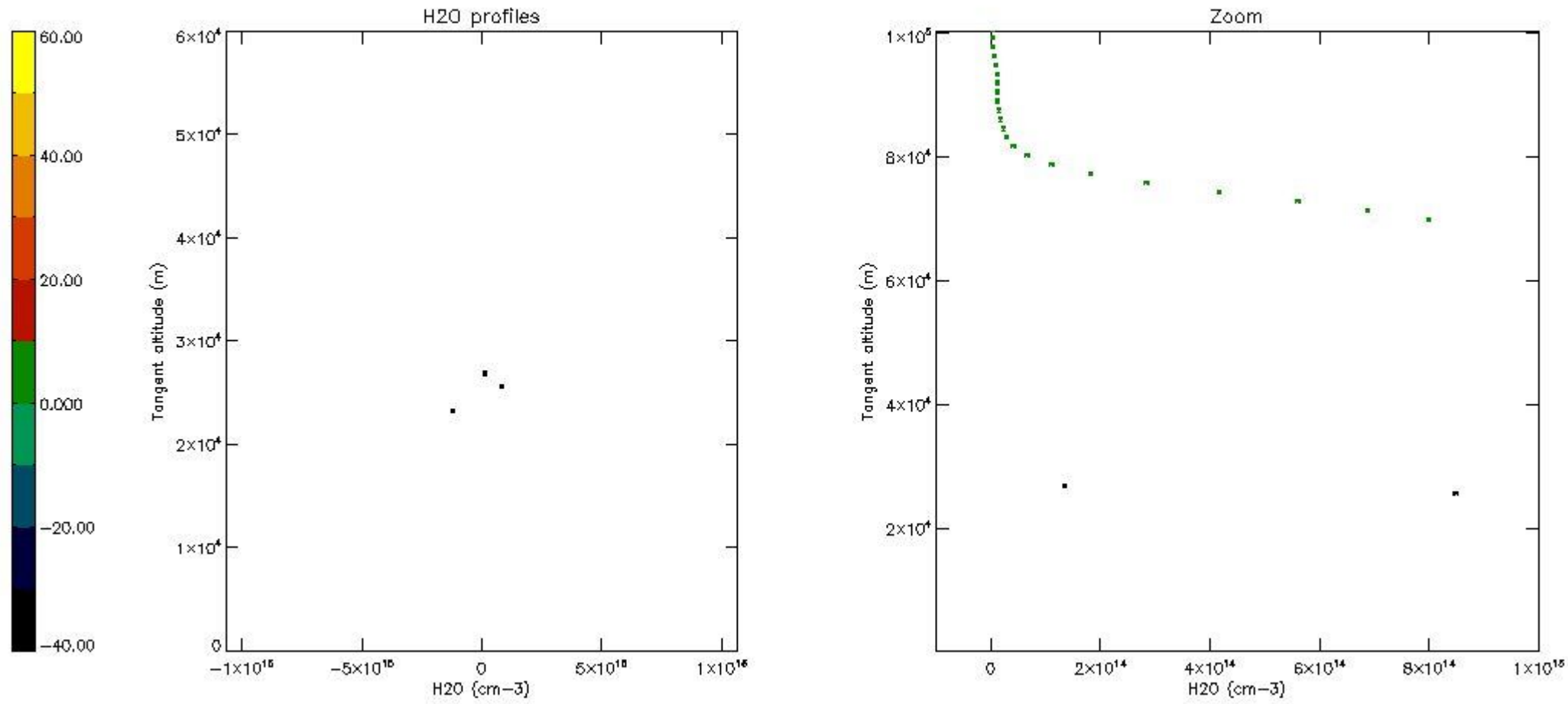
5.7 Plot NO3 profiles for all STD (dark without errors)

The colorbar represents the latitude.



5.8 Plot H2O profiles for all STD (only for occultations of stars 1,2,3,4,13,14,16,26,63 dark without errors)

The colorbar represents the latitude.



6. Auxiliary Data Files used for the production reported in section 2

The number reported in the third column indicates since which file (see list in section 2) the corresponding auxiliary file has been used. The fourth column is the date of those product files.

Type	Auxiliary Filename	Used since product	Used since product date
INST_PHYS_CHARACTERISTICS	GOM_INS_AXVIEC20091111_143220_20030716_120000_20500101_000000	1	23-NOV-2004 00:01:34
LEVEL-2_PROC_CONFIG	GOM_PR2_AXVIEC20091111_152718_20020301_000000_20500101_000000	1	23-NOV-2004 00:01:34
CROSS_SECTIONS_FILE	GOM_CRS_AXVIEC20091111_154832_20020301_000000_20500101_000000	1	23-NOV-2004 00:01:34

GOMOS Level 2 Daily Report

SUMMARY

[1. General Info](#)

[2. Summary of processed GOM_NL_2P products](#)

[3. Level 2 Quality information per product](#)

[3.1 Plot of level 2 quality information per product \(time dependant\)](#)

[3.2 Plot of level 2 quality information per product \(world map\)](#)

[4. Level 1 Quality information per product \(stored on level 2 products\)](#)

[4.1 Plot of level 1 quality information per product \(time dependant\)](#)

[4.1.1 Plot of level 1 quality information per product \(time dependant\): ASCENDING](#)

[4.1.2 Plot of level 1 quality information per product \(time dependant\): DESCENDING](#)

[4.2 Plot of level 1 quality information per product \(world map\)](#)

[4.2.1 Plot of level 1 quality information per product \(world map\): ASCENDING](#)

[4.2.2 Plot of level 1 quality information per product \(world map\): DESCENDING](#)

[5. Ozone profiles based on quality statistics and other trace gas profiles](#)

[5.1 Ozone statistics based on quality of products](#)

[5.2 Plot ozone profiles for all STD \(dark without errors\)](#)

[5.3 Plot ozone profiles where STD < 20% \(dark without errors\)](#)

[5.4. Plot ozone profiles where STD < 10% \(dark without errors\)](#)

[5.5. Plot ozone profiles where STD < 5% \(dark without errors\)](#)

[5.6 Plot NO2 profiles for all STD \(dark without errors\)](#)

[5.7 Plot NO3 profiles for all STD \(dark without errors\)](#)

[5.8 Plot H2O profiles \(only for occultations of stars 1,2,3,4,13,14,16,26,63 dark without errors\) for all STD](#)

[6. Auxiliary Data Files used for the production reported in section 2](#)

This report presents the daily analysis on parameters extracted from GOMOS level 2 data (GOM_NL__2P). It is intended to monitor some important parameters that will impact the quality of these products. A list of level 2 products (and content) that have arrived during the reporting day to the PCF is also given.

Item	Value
Time of report generation	19APR2013 16:10:29
Data source version	GOMOS/6.01
Start time of products	23-11-2004 (23NOV2004 00:00:00)
Stop time of products	24-11-2004 (24NOV2004 00:00:00)
Store outputs in DB	Yes
Nb of level 2 prods	451
Nb of prods with errors	0

2. Summary of processed GOM_NL__2P products.

Nr	Filename	UTC Start time	Limb	Duration	Star Id	Star Name	Star Mag	Star Temp	Nb Meas	Orbit	Prod. error
1	GOM_NL__2PRFIN20041123_000134_000000392032_00202_14284_7660.N1	23-NOV-2004 00:01:34	Bright	39.000	60	7Bet UMi	2.0810	3950.0	78	14284	No
2	GOM_NL__2PRFIN20041123_000350_000000402032_00202_14284_7661.N1	23-NOV-2004 00:03:50	Bright	40.000	119	14Eta Dra	2.7270	4700.0	80	14284	No
3	GOM_NL__2PRFIN20041123_000555_000000442032_00202_14284_7662.N1	23-NOV-2004 00:05:55	Bright	44.000	82	48Bet UMa	2.3650	10600.	88	14284	No
4	GOM_NL__2PRFIN20041123_001136_000000362032_00202_14284_7663.N1	23-NOV-2004 00:11:36	Bright	35.500	180	27Gam Boo	3.0400	8000.0	71	14284	No
5	GOM_NL__2PRFIN20041123_001432_000000382032_00202_14284_7664.N1	23-NOV-2004 00:14:32	Bright	38.000	83		2.3780	11000.	76	14284	No
6	GOM_NL__2PRFIN20041123_001705_000000362032_00202_14284_7665.N1	23-NOV-2004 00:17:05	Bright	35.500	3	16Alp Boo	-0.050000	4250.0	71	14284	No
7	GOM_NL__2PRFIN20041123_001950_000000582032_00202_14284_7666.N1	23-NOV-2004 00:19:50	Bright	57.500	96	68Del Leo	2.5600	9300.0	115	14284	No
8	GOM_NL__2PRFIN20041123_002255_00000112032_00202_14284_7667.N1	23-NOV-2004 00:22:55	Twilight	110.50	51	41Gam1Leo	2.0100	4500.0	221	14284	No
9	GOM_NL__2PRFIN20041123_002917_000001542032_00202_14284_7668.N1	23-NOV-2004 00:29:17	Straylight	153.50	22	32Alp Leo	1.3600	15200.	307	14284	No
10	GOM_NL__2PRFIN20041123_003701_000000432032_00202_14284_7669.N1	23-NOV-2004 00:37:01	Dark	42.500	64	Gam Cen	2.2000	10600.	85	14284	No
11	GOM_NL__2PRFIN20041123_003936_000000482032_00202_14284_7670.N1	23-NOV-2004 00:39:36	Dark	47.500	20	Bet Cru	1.2530	30000.	95	14284	No
12	GOM_NL__2PRFIN20041123_004047_000000432032_00203_14285_7642.N1	23-NOV-2004 00:40:47	Dark	42.500	12	Alp1Cru	0.77500	30000.	85	14285	No
13	GOM_NL__2PRFIN20041123_004310_000000412032_00203_14285_7643.N1	23-NOV-2004 00:43:10	Dark	41.000	124	The Car	2.7640	30000.	82	14285	No
14	GOM_NL__2PRFIN20041123_004732_000000482032_00203_14285_7644.N1	23-NOV-2004 00:47:32	Dark	48.000	41	Eps Car	1.8600	4100.0	96	14285	No
15	GOM_NL__2PRFIN20041123_004901_000000502032_00203_14285_7645.N1	23-NOV-2004 00:49:01	Dark	50.000	34	Gam2Vel	1.7930	23000.	100	14285	No
16	GOM_NL__2PRFIN20041123_005301_000000502032_00203_14285_7646.N1	23-NOV-2004 00:53:01	Dark	50.000	2	Alp Car	-0.73600	7000.0	100	14285	No
17	GOM_NL__2PRFIN20041123_005451_000001072032_00203_14285_7647.N1	23-NOV-2004 00:54:51	Dark	106.50	132	15Rho Pup	2.8030	6900.0	213	14285	No
18	GOM_NL__2PRFIN20041123_005814_000000742032_00203_14285_7648.N1	23-NOV-2004 00:58:14	Dark	74.000	23	21Eps CMa	1.5020	26000.	148	14285	No
19	GOM_NL__2PRFIN20041123_010101_000000402032_00203_14285_7649.N1	23-NOV-2004 01:01:01	Straylight	40.000	157	The1Eri	2.9060	9300.0	80	14285	No
20	GOM_NL__2PRFIN20041123_010553_000001302032_00203_14285_7650.N1	23-NOV-2004 01:05:53	Straylight	129.50	1	9Alp CMa	-1.4400	11000.	259	14285	No
21	GOM_NL__2PRFIN20041123_011002_000000792032_00203_14285_7651.N1	23-NOV-2004 01:10:02	Straylight	79.000	7	19Bet Ori	0.10000	14000.	158	14285	No
22	GOM_NL__2PRFIN20041123_011350_000000822032_00203_14285_7652.N1	23-NOV-2004 01:13:50	Twilight	81.500	30	46Eps Ori	1.6940	30000.	163	14285	No
23	GOM_NL__2PRFIN20041123_011833_000000402032_00203_14285_7653.N1	23-NOV-2004 01:18:33	Bright	40.000	105	6Bet Ari	2.6450	8900.0	80	14285	No
24	GOM_NL__2PRFIN20041123_012221_000000382032_00203_14285_7654.N1	23-NOV-2004 01:22:21	Bright	38.000	173	4Bet Tri	3.0040	8900.0	76	14285	No
25	GOM_NL__2PRFIN20041123_012411_000000412032_00203_14285_7655.N1	23-NOV-2004 01:24:11	Bright	41.000	79	26Bet Per	2.3100	13100.	82	14285	No
26	GOM_NL__2PRFIN20041123_012642_000000392032_00203_14285_7656.N1	23-NOV-2004 01:26:42	Bright	39.000	175	39Del Per	3.0100	19400.	78	14285	No
27	GOM_NL__2PRFIN20041123_012908_000000412032_00203_14285_7657.N1	23-NOV-2004 01:29:08	Bright	40.500	68	18Alp Cas	2.2250	4500.0	81	14285	No
28	GOM_NL__2PRFIN20041123_013023_000000392032_00203_14285_7658.N1	23-NOV-2004 01:30:23	Bright	38.500	74	11Bet Cas	2.2680	6600.0	77	14285	No
29	GOM_NL__2PRFIN20041123_013738_000000372032_00203_14285_7659.N1	23-NOV-2004 01:37:38	Bright	37.000	49	1Alp UMi	1.9900	6300.0	74	14285	No
30	GOM_NL__2PRFIN20041123_014211_000000402032_00203_14285_7660.N1	23-NOV-2004 01:42:11	Bright	39.500	60	7Bet UMi	2.0810	3950.0	79	14285	No
31	GOM_NL__2PRFIN20041123_014424_000000422032_00203_14285_7661.N1	23-NOV-2004 01:44:24	Bright	42.000	119	14Eta Dra	2.7270	4700.0	84	14285	No
32	GOM_NL__2PRFIN20041123_014631_000000452032_00203_14285_7662.N1	23-NOV-2004 01:46:31	Bright	45.000	82	48Bet UMa	2.3650	10600.	90	14285	No
33	GOM_NL__2PRFIN20041123_014801_000000432032_00203_14285_7663.N1	23-NOV-2004 01:48:01	Bright	43.000	87	64Gam UMa	2.4330	11000.	86	14285	No
34	GOM_NL__2PRFIN20041123_014928_000000402032_00203_14285_7664.N1	23-NOV-2004 01:49:28	Bright	39.500	39	85Eta UMa	1.8540	24000.	79	14285	No
35	GOM_NL__2PRFIN20041123_015213_000000512032_00203_14285_7665.N1	23-NOV-2004 01:52:13	Bright	51.000	180	27Gam Boo	3.0400	8000.0	102	14285	No
36	GOM_NL__2PRFIN20041123_015509_000000392032_00203_14285_7666.N1	23-NOV-2004 01:55:09	Bright	38.500	83		2.3780	11000.	77	14285	No
37	GOM_NL__2PRFIN20041123_015742_000000352032_00203_14285_7667.N1	23-NOV-2004 01:57:42	Bright	34.500	3	16Alp Boo	-0.050000	4250.0	69	14285	No
38	GOM_NL__2PRFIN20041123_020026_000000582032_00203_14285_7668.N1	23-NOV-2004 02:00:26	Bright	58.000	96	68Del Leo	2.5600	9300.0	116	14285	No
39	GOM_NL__2PRFIN20041123_020333_000001102032_00203_14285_7669.N1	23-NOV-2004 02:03:33	Twilight	110.00	51	41Gam1Leo	2.0100	4500.0	220	14285	No
40	GOM_NL__2PRFIN20041123_020956_000001712032_00203_14285_7670.N1	23-NOV-2004 02:09:56	Straylight	171.00	22	32Alp Leo	1.3600	15200.	342	14285	No
41	GOM_NL__2PRFIN20041123_021738_000000392032_00203_14285_7671.N1	23-NOV-2004 02:17:38	Dark	39.000	64	Gam Cen	2.2000	10600.	78	14285	No
42	GOM_NL__2PRFIN20041123_021846_000000452032_00203_14285_7672.N1	23-NOV-2004 02:18:46	Dark	44.500	99	Del Cen	2.5750	26000.	89	14285	No

43	GOM_NL__2PRFIN20041123_022015_000000402032_00203_14285_7673.N1	23-NOV-2004 02:20:15	Dark	39.500	20	Bet Cru	1.2530	30000.	79	14285	No
44	GOM_NL__2PRFIN20041123_022124_000000442032_00204_14286_7644.N1	23-NOV-2004 02:21:24	Dark	44.000	12	Alp1Cru	0.77500	30000.	88	14286	No
45	GOM_NL__2PRFIN20041123_022348_000000412032_00204_14286_7645.N1	23-NOV-2004 02:23:48	Dark	41.000	124	The Car	2.7640	30000.	82	14286	No
46	GOM_NL__2PRFIN20041123_022808_000000482032_00204_14286_7646.N1	23-NOV-2004 02:28:08	Dark	47.500	41	Eps Car	1.8600	4100.0	95	14286	No
47	GOM_NL__2PRFIN20041123_022938_000000522032_00204_14286_7647.N1	23-NOV-2004 02:29:38	Dark	51.500	34	Gam2Vel	1.7930	23000.	103	14286	No
48	GOM_NL__2PRFIN20041123_023338_000000602032_00204_14286_7648.N1	23-NOV-2004 02:33:38	Dark	60.000	2	Alp Car	-0.73600	7000.0	120	14286	No
49	GOM_NL__2PRFIN20041123_023529_000001132032_00204_14286_7649.N1	23-NOV-2004 02:35:29	Dark	113.00	132	15Rho Pup	2.8030	6900.0	226	14286	No
50	GOM_NL__2PRFIN20041123_023851_000000822032_00204_14286_7650.N1	23-NOV-2004 02:38:51	Dark	82.000	23	21Eps CMa	1.5020	26000.	164	14286	No
51	GOM_NL__2PRFIN20041123_024137_000000412032_00204_14286_7651.N1	23-NOV-2004 02:41:37	Straylight	40.500	157	The1Eri	2.9060	9300.0	81	14286	No
52	GOM_NL__2PRFIN20041123_024629_000001502032_00204_14286_7652.N1	23-NOV-2004 02:46:29	Straylight	150.00	1	9Alp CMa	-1.4400	11000.	300	14286	No
53	GOM_NL__2PRFIN20041123_025038_000000772032_00204_14286_7653.N1	23-NOV-2004 02:50:38	Straylight	76.500	7	19Bet Ori	0.10000	14000.	153	14286	No
54	GOM_NL__2PRFIN20041123_025425_000000812032_00204_14286_7654.N1	23-NOV-2004 02:54:25	Tw_i_and_stray	80.500	30	46Eps Ori	1.6940	30000.	161	14286	No
55	GOM_NL__2PRFIN20041123_025909_000000382032_00204_14286_7655.N1	23-NOV-2004 02:59:09	Bright	38.000	105	6Bet Ari	2.6450	8900.0	76	14286	No
56	GOM_NL__2PRFIN20041123_030257_000000382032_00204_14286_7656.N1	23-NOV-2004 03:02:57	Bright	38.000	173	4Bet Tri	3.0040	8900.0	76	14286	No
57	GOM_NL__2PRFIN20041123_030447_000000422032_00204_14286_7657.N1	23-NOV-2004 03:04:47	Bright	42.000	79	26Bet Per	2.3100	13100.	84	14286	No
58	GOM_NL__2PRFIN20041123_030718_000000412032_00204_14286_7658.N1	23-NOV-2004 03:07:18	Bright	40.500	175	39Del Per	3.0100	19400.	81	14286	No
59	GOM_NL__2PRFIN20041123_030946_000000392032_00204_14286_7659.N1	23-NOV-2004 03:09:46	Bright	39.000	68	18Alp Cas	2.2250	4500.0	78	14286	No
60	GOM_NL__2PRFIN20041123_031059_000000392032_00204_14286_7660.N1	23-NOV-2004 03:10:59	Bright	39.000	74	11Bet Cas	2.2680	6600.0	78	14286	No
61	GOM_NL__2PRFIN20041123_031813_000000352032_00204_14286_7661.N1	23-NOV-2004 03:18:13	Bright	35.000	49	1Alp UMi	1.9900	6300.0	70	14286	No
62	GOM_NL__2PRFIN20041123_032247_000000402032_00204_14286_7662.N1	23-NOV-2004 03:22:47	Bright	39.500	60	7Bet UMi	2.0810	3950.0	79	14286	No
63	GOM_NL__2PRFIN20041123_032502_000000402032_00204_14286_7663.N1	23-NOV-2004 03:25:02	Bright	39.500	119	14Eta Dra	2.7270	4700.0	79	14286	No
64	GOM_NL__2PRFIN20041123_032706_000000432032_00204_14286_7664.N1	23-NOV-2004 03:27:06	Bright	43.000	82	48Bet UMa	2.3650	10600.	86	14286	No
65	GOM_NL__2PRFIN20041123_032837_000000432032_00204_14286_7665.N1	23-NOV-2004 03:28:37	Bright	43.000	87	64Gam UMa	2.4330	11000.	86	14286	No
66	GOM_NL__2PRFIN20041123_033003_000000522032_00204_14286_7666.N1	23-NOV-2004 03:30:03	Bright	52.000	39	85Eta UMa	1.8540	24000.	104	14286	No
67	GOM_NL__2PRFIN20041123_033248_000000362032_00204_14286_7667.N1	23-NOV-2004 03:32:48	Bright	36.000	180	27Gam Boo	3.0400	8000.0	72	14286	No
68	GOM_NL__2PRFIN20041123_033546_000000382032_00204_14286_7668.N1	23-NOV-2004 03:35:46	Bright	37.500	83		2.3780	11000.	75	14286	No
69	GOM_NL__2PRFIN20041123_033818_000000352032_00204_14286_7669.N1	23-NOV-2004 03:38:18	Bright	35.000	3	16Alp Boo	-0.050000	4250.0	70	14286	No
70	GOM_NL__2PRFIN20041123_034103_000000572032_00204_14286_7670.N1	23-NOV-2004 03:41:03	Bright	56.500	96	68Del Leo	2.5600	9300.0	113	14286	No
71	GOM_NL__2PRFIN20041123_034410_000001122032_00204_14286_7671.N1	23-NOV-2004 03:44:10	Tw_i_and_stray	112.00	51	41Gam1Leo	2.0100	4500.0	224	14286	No
72	GOM_NL__2PRFIN20041123_035035_000001462032_00204_14286_7672.N1	23-NOV-2004 03:50:35	Straylight	146.00	22	32Alp Leo	1.3600	15200.	292	14286	No
73	GOM_NL__2PRFIN20041123_035814_000000442032_00204_14286_7673.N1	23-NOV-2004 03:58:14	Dark	43.500	64	Gam Cen	2.2000	10600.	87	14286	No
74	GOM_NL__2PRFIN20041123_035925_000000442032_00204_14286_7674.N1	23-NOV-2004 03:59:25	Dark	43.500	99	Del Cen	2.5750	26000.	87	14286	No
75	GOM_NL__2PRFIN20041123_040051_000000442032_00204_14286_7675.N1	23-NOV-2004 04:00:51	Dark	43.500	20	Bet Cru	1.2530	30000.	87	14286	No
76	GOM_NL__2PRFIN20041123_040200_000000402032_00205_14287_7642.N1	23-NOV-2004 04:02:00	Dark	39.500	12	Alp1Cru	0.77500	30000.	79	14287	No
77	GOM_NL__2PRFIN20041123_040424_000000412032_00205_14287_7643.N1	23-NOV-2004 04:04:24	Dark	40.500	124	The Car	2.7640	30000.	81	14287	No
78	GOM_NL__2PRFIN20041123_040846_000000472032_00205_14287_7644.N1	23-NOV-2004 04:08:46	Dark	47.000	41	Eps Car	1.8600	4100.0	94	14287	No
79	GOM_NL__2PRFIN20041123_041015_000000522032_00205_14287_7645.N1	23-NOV-2004 04:10:15	Dark	51.500	34	Gam2Vel	1.7930	23000.	103	14287	No
80	GOM_NL__2PRFIN20041123_041414_000000502032_00205_14287_7646.N1	23-NOV-2004 04:14:14	Dark	50.000	2	Alp Car	-0.73600	7000.0	100	14287	No
81	GOM_NL__2PRFIN20041123_041607_000001162032_00205_14287_7647.N1	23-NOV-2004 04:16:07	Dark	116.00	132	15Rho Pup	2.8030	6900.0	232	14287	No
82	GOM_NL__2PRFIN20041123_041928_000000752032_00205_14287_7648.N1	23-NOV-2004 04:19:28	Dark	74.500	23	21Eps CMa	1.5020	26000.	149	14287	No
83	GOM_NL__2PRFIN20041123_042213_000000412032_00205_14287_7649.N1	23-NOV-2004 04:22:13	Straylight	40.500	157	The1Eri	2.9060	9300.0	81	14287	No
84	GOM_NL__2PRFIN20041123_042705_000001392032_00205_14287_7650.N1	23-NOV-2004 04:27:05	Straylight	139.00	1	9Alp CMa	-1.4400	11000.	278	14287	No
85	GOM_NL__2PRFIN20041123_043113_000000732032_00205_14287_7651.N1	23-NOV-2004 04:31:13	Straylight	72.500	7	19Bet Ori	0.10000	14000.	145	14287	No
86	GOM_NL__2PRFIN20041123_043500_000000842032_00205_14287_7652.N1	23-NOV-2004 04:35:00	Tw_i_and_stray	83.500	30	46Eps Ori	1.6940	30000.	167	14287	No
87	GOM_NL__2PRFIN20041123_043945_000000392032_00205_14287_7653.N1	23-NOV-2004 04:39:45	Bright	39.000	105	6Bet Ari	2.6450	8900.0	78	14287	No
88	GOM_NL__2PRFIN20041123_044334_000000372032_00205_14287_7654.N1	23-NOV-2004 04:43:34	Bright	37.000	173	4Bet Tri	3.0040	8900.0	74	14287	No
89	GOM_NL__2PRFIN20041123_044526_000000392032_00205_14287_7655.N1	23-NOV-2004 04:45:26	Bright	39.000	79	26Bet Per	2.3100	13100.	78	14287	No
90	GOM_NL__2PRFIN20041123_044753_000000392032_00205_14287_7656.N1	23-NOV-2004 04:47:53	Bright	39.000	175	39Del Per	3.0100	19400.	78	14287	No
91	GOM_NL__2PRFIN20041123_045022_000000382032_00205_14287_7657.N1	23-NOV-2004 04:50:22	Bright	38.000	68	18Alp Cas	2.2250	4500.0	76	14287	No
92	GOM_NL__2PRFIN20041123_045136_000000392032_00205_14287_7658.N1	23-NOV-2004 04:51:36	Bright	38.500	74	11Bet Cas	2.2680	6600.0	77	14287	No
93	GOM_NL__2PRFIN20041123_045850_000000382032_00205_14287_7659.N1	23-NOV-2004 04:58:50	Bright	37.500	49	1Alp UMi	1.9900	6300.0	75	14287	No
94	GOM_NL__2PRFIN20041123_050323_000000402032_00205_14287_7660.N1	23-NOV-2004 05:03:23	Bright	39.500	60	7Bet UMi	2.0810	3950.0	79	14287	No
95	GOM_NL__2PRFIN20041123_050538_000000402032_00205_14287_7661.N1	23-NOV-2004 05:05:38	Bright	39.500	119	14Eta Dra	2.7270	4700.0	79	14287	No
96	GOM_NL__2PRFIN20041123_050742_000000442032_00205_14287_7662.N1	23-NOV-2004 05:07:42	Bright	44.000	82	48Bet UMa	2.3650	10600.	88	14287	No
97	GOM_NL__2PRFIN20041123_050913_000000412032_00205_14287_7663.N1	23-NOV-2004 05:09:13	Bright	41.000	87	64Gam UMa	2.4330	11000.	82	14287	No
98	GOM_NL__2PRFIN20041123_051040_000000382032_00205_14287_7664.N1	23-NOV-2004 05:10:40	Bright	37.500	39	85Eta UMa	1.8540	24000.	75	14287	No
99	GOM_NL__2PRFIN20041123_051325_000000362032_00205_14287_7665.N1	23-NOV-2004 05:13:25	Bright	36.000	180	27Gam Boo	3.0400	8000.0	72	14287	No
100	GOM_NL__2PRFIN20041123_051623_000000352032_00205_14287_7666.N1	23-NOV-2004 05:16:23	Bright	35.000	83		2.3780	11000.	70	14287	No
101	GOM_NL__2PRFIN20041123_051854_000000352032_00205_14287_7667.N1	23-NOV-2004 05:18:54	Bright	35.000	3	16Alp Boo	-0.050000	4250.0	70	14287	No

102	GOM_NL__2PRFIN20041123_052139_000000592032_00205_14287_7668.N1	23-NOV-2004 05:21:39	Bright	58.500	96	68Del Leo	2.5600	9300.0	117	14287	No
103	GOM_NL__2PRFIN20041123_052447_000001242032_00205_14287_7669.N1	23-NOV-2004 05:24:47	Tw_i_and_stray	123.50	51	41Gam1Leo	2.0100	4500.0	247	14287	No
104	GOM_NL__2PRFIN20041123_053114_000001532032_00205_14287_7670.N1	23-NOV-2004 05:31:14	Straylight	152.50	22	32Alp Leo	1.3600	15200.	305	14287	No
105	GOM_NL__2PRFIN20041123_053851_000000412032_00205_14287_7671.N1	23-NOV-2004 05:38:51	Dark	40.500	64	Gam Cen	2.2000	10600.	81	14287	No
106	GOM_NL__2PRFIN20041123_054002_000000412032_00205_14287_7672.N1	23-NOV-2004 05:40:02	Dark	41.000	99	Del Cen	2.5750	26000.	82	14287	No
107	GOM_NL__2PRFIN20041123_054128_000000412032_00205_14287_7673.N1	23-NOV-2004 05:41:28	Dark	40.500	20	Bet Cru	1.2530	30000.	81	14287	No
108	GOM_NL__2PRFIN20041123_054237_000000452032_00206_14288_7643.N1	23-NOV-2004 05:42:37	Dark	44.500	12	Alp1Cru	0.77500	30000.	89	14288	No
109	GOM_NL__2PRFIN20041123_054502_000000402032_00206_14288_7644.N1	23-NOV-2004 05:45:02	Dark	40.000	124	The Car	2.7640	30000.	80	14288	No
110	GOM_NL__2PRFIN20041123_054923_000000472032_00206_14288_7645.N1	23-NOV-2004 05:49:23	Dark	47.000	41	Eps Car	1.8600	4100.0	94	14288	No
111	GOM_NL__2PRFIN20041123_055051_000000522032_00206_14288_7646.N1	23-NOV-2004 05:50:51	Dark	51.500	34	Gam2Vel	1.7930	23000.	103	14288	No
112	GOM_NL__2PRFIN20041123_055451_000000542032_00206_14288_7647.N1	23-NOV-2004 05:54:51	Dark	53.500	2	Alp Car	-0.73600	7000.0	107	14288	No
113	GOM_NL__2PRFIN20041123_055644_000001122032_00206_14288_7648.N1	23-NOV-2004 05:56:44	Dark	112.00	132	15Rho Pup	2.8030	6900.0	224	14288	No
114	GOM_NL__2PRFIN20041123_060002_000000782032_00206_14288_7649.N1	23-NOV-2004 06:00:02	Dark	77.500	23	21Eps CMa	1.5020	26000.	155	14288	No
115	GOM_NL__2PRFIN20041123_060249_000000412032_00206_14288_7650.N1	23-NOV-2004 06:02:49	Straylight	40.500	157	The1Eri	2.9060	9300.0	81	14288	No
116	GOM_NL__2PRFIN20041123_060742_000001322032_00206_14288_7651.N1	23-NOV-2004 06:07:42	Straylight	131.50	1	9Alp CMa	-1.4400	11000.	263	14288	No
117	GOM_NL__2PRFIN20041123_061149_000000782032_00206_14288_7652.N1	23-NOV-2004 06:11:49	Straylight	77.500	7	19Bet Ori	0.10000	14000.	155	14288	No
118	GOM_NL__2PRFIN20041123_061535_000000832032_00206_14288_7653.N1	23-NOV-2004 06:15:35	Tw_i_and_stray	82.500	30	46Eps Ori	1.6940	30000.	165	14288	No
119	GOM_NL__2PRFIN20041123_062022_000000372032_00206_14288_7654.N1	23-NOV-2004 06:20:22	Bright	37.000	105	6Bet Ari	2.6450	8900.0	74	14288	No
120	GOM_NL__2PRFIN20041123_062411_000000372032_00206_14288_7655.N1	23-NOV-2004 06:24:11	Bright	37.000	173	4Bet Tri	3.0040	8900.0	74	14288	No
121	GOM_NL__2PRFIN20041123_062602_000000382032_00206_14288_7656.N1	23-NOV-2004 06:26:02	Bright	38.000	79	26Bet Per	2.3100	13100.	76	14288	No
122	GOM_NL__2PRFIN20041123_062830_000000382032_00206_14288_7657.N1	23-NOV-2004 06:28:30	Bright	38.000	175	39Del Per	3.0100	19400.	76	14288	No
123	GOM_NL__2PRFIN20041123_063059_000000382032_00206_14288_7658.N1	23-NOV-2004 06:30:59	Bright	37.500	68	18Alp Cas	2.2250	4500.0	75	14288	No
124	GOM_NL__2PRFIN20041123_063212_000000392032_00206_14288_7659.N1	23-NOV-2004 06:32:12	Bright	38.500	74	11Bet Cas	2.2680	6600.0	77	14288	No
125	GOM_NL__2PRFIN20041123_063926_000000372032_00206_14288_7660.N1	23-NOV-2004 06:39:26	Bright	37.000	49	1Alp UMi	1.9900	6300.0	74	14288	No
126	GOM_NL__2PRFIN20041123_064359_000000412032_00206_14288_7661.N1	23-NOV-2004 06:43:59	Bright	40.500	60	7Bet UMi	2.0810	3950.0	81	14288	No
127	GOM_NL__2PRFIN20041123_064615_000000402032_00206_14288_7662.N1	23-NOV-2004 06:46:15	Bright	39.500	119	14Eta Dra	2.7270	4700.0	79	14288	No
128	GOM_NL__2PRFIN20041123_064817_000000442032_00206_14288_7663.N1	23-NOV-2004 06:48:17	Bright	44.000	82	48Bet UMa	2.3650	10600.	88	14288	No
129	GOM_NL__2PRFIN20041123_064948_000000432032_00206_14288_7664.N1	23-NOV-2004 06:49:48	Bright	42.500	87	64Gam UMa	2.4330	11000.	85	14288	No
130	GOM_NL__2PRFIN20041123_065114_000000402032_00206_14288_7665.N1	23-NOV-2004 06:51:14	Bright	40.000	39	85Eta UMa	1.8540	24000.	80	14288	No
131	GOM_NL__2PRFIN20041123_065401_000000372032_00206_14288_7666.N1	23-NOV-2004 06:54:01	Bright	37.000	180	27Gam Boo	3.0400	8000.0	74	14288	No
132	GOM_NL__2PRFIN20041123_065659_000000362032_00206_14288_7667.N1	23-NOV-2004 06:56:59	Bright	36.000	83		2.3780	11000.	72	14288	No
133	GOM_NL__2PRFIN20041123_065930_000000352032_00206_14288_7668.N1	23-NOV-2004 06:59:30	Bright	35.000	3	16Alp Boo	-0.050000	4250.0	70	14288	No
134	GOM_NL__2PRFIN20041123_070215_000000582032_00206_14288_7669.N1	23-NOV-2004 07:02:15	Bright	57.500	96	68Del Leo	2.5600	9300.0	115	14288	No
135	GOM_NL__2PRFIN20041123_070524_000001172032_00206_14288_7670.N1	23-NOV-2004 07:05:24	Tw_i_and_stray	117.00	51	41Gam1Leo	2.0100	4500.0	234	14288	No
136	GOM_NL__2PRFIN20041123_071153_000001572032_00206_14288_7671.N1	23-NOV-2004 07:11:53	Straylight	157.00	22	32Alp Leo	1.3600	15200.	314	14288	No
137	GOM_NL__2PRFIN20041123_071927_000000432032_00206_14288_7672.N1	23-NOV-2004 07:19:27	Dark	43.000	64	Gam Cen	2.2000	10600.	86	14288	No
138	GOM_NL__2PRFIN20041123_072038_000000412032_00206_14288_7673.N1	23-NOV-2004 07:20:38	Dark	40.500	99	Del Cen	2.5750	26000.	81	14288	No
139	GOM_NL__2PRFIN20041123_072204_000000402032_00206_14288_7674.N1	23-NOV-2004 07:22:04	Dark	39.500	20	Bet Cru	1.2530	30000.	79	14288	No
140	GOM_NL__2PRFIN20041123_072313_000000432032_00207_14289_6423.N1	23-NOV-2004 07:23:13	Dark	42.500	12	Alp1Cru	0.77500	30000.	85	14289	No
141	GOM_NL__2PRFIN20041123_072538_000000402032_00207_14289_6424.N1	23-NOV-2004 07:25:38	Dark	40.000	124	The Car	2.7640	30000.	80	14289	No
142	GOM_NL__2PRFIN20041123_072959_000000552032_00207_14289_6425.N1	23-NOV-2004 07:29:59	Dark	54.500	41	Eps Car	1.8600	4100.0	109	14289	No
143	GOM_NL__2PRFIN20041123_073128_000000512032_00207_14289_6426.N1	23-NOV-2004 07:31:28	Dark	50.500	34	Gam2Vel	1.7930	23000.	101	14289	No
144	GOM_NL__2PRFIN20041123_073528_000000482032_00207_14289_6427.N1	23-NOV-2004 07:35:28	Dark	48.000	2	Alp Car	-0.73600	7000.0	96	14289	No
145	GOM_NL__2PRFIN20041123_073723_000001062032_00207_14289_6428.N1	23-NOV-2004 07:37:23	Dark	105.50	132	15Rho Pup	2.8030	6900.0	211	14289	No
146	GOM_NL__2PRFIN20041123_074041_000000812032_00207_14289_6429.N1	23-NOV-2004 07:40:41	Dark	81.000	23	21Eps CMa	1.5020	26000.	162	14289	No
147	GOM_NL__2PRFIN20041123_074325_000000392032_00207_14289_6430.N1	23-NOV-2004 07:43:25	Straylight	39.000	157	The1Eri	2.9060	9300.0	78	14289	No
148	GOM_NL__2PRFIN20041123_074818_000001242032_00207_14289_6431.N1	23-NOV-2004 07:48:18	Straylight	124.00	1	9Alp CMa	-1.4400	11000.	248	14289	No
149	GOM_NL__2PRFIN20041123_075225_000000742032_00207_14289_6432.N1	23-NOV-2004 07:52:25	Straylight	74.000	7	19Bet Ori	0.10000	14000.	148	14289	No
150	GOM_NL__2PRFIN20041123_075610_000000812032_00207_14289_6433.N1	23-NOV-2004 07:56:10	Tw_i_and_stray	80.500	30	46Eps Ori	1.6940	30000.	161	14289	No
151	GOM_NL__2PRFIN20041123_080059_000000392032_00207_14289_6434.N1	23-NOV-2004 08:00:59	Bright	39.000	105	6Bet Ari	2.6450	8900.0	78	14289	No
152	GOM_NL__2PRFIN20041123_080447_000000372032_00207_14289_6435.N1	23-NOV-2004 08:04:47	Bright	36.500	173	4Bet Tri	3.0040	8900.0	73	14289	No
153	GOM_NL__2PRFIN20041123_080638_000000392032_00207_14289_6436.N1	23-NOV-2004 08:06:38	Bright	39.000	79	26Bet Per	2.3100	13100.	78	14289	No
154	GOM_NL__2PRFIN20041123_080906_000000402032_00207_14289_6437.N1	23-NOV-2004 08:09:06	Bright	40.000	175	39Del Per	3.0100	19400.	80	14289	No
155	GOM_NL__2PRFIN20041123_081135_000000402032_00207_14289_6438.N1	23-NOV-2004 08:11:35	Bright	39.500	68	18Alp Cas	2.2250	4500.0	79	14289	No
156	GOM_NL__2PRFIN20041123_081248_000000382032_00207_14289_6439.N1	23-NOV-2004 08:12:48	Bright	38.000	74	11Bet Cas	2.2680	6600.0	76	14289	No
157	GOM_NL__2PRFIN20041123_082001_000000392032_00207_14289_6440.N1	23-NOV-2004 08:20:01	Bright	38.500	49	1Alp UMi	1.9900	6300.0	77	14289	No
158	GOM_NL__2PRFIN20041123_082435_000000392032_00207_14289_6441.N1	23-NOV-2004 08:24:35	Bright	39.000	60	7Bet UMi	2.0810	3950.0	78	14289	No
159	GOM_NL__2PRFIN20041123_082651_000000392032_00207_14289_6442.N1	23-NOV-2004 08:26:51	Bright	38.500	119	14Eta Dra	2.7270	4700.0	77	14289	No
160	GOM_NL__2PRFIN20041123_082853_000000452032_00207_14289_6443.N1	23-NOV-2004 08:28:53	Bright	45.000	82	48Bet UMa	2.3650	10600.	90	14289	No

161	GOM_NL__2PRFIN20041123_083025_000000422032_00207_14289_6444.N1	23-NOV-2004 08:30:25	Bright	42.000	87	64Gam UMa	2.4330	11000.	84	14289	No
162	GOM_NL__2PRFIN20041123_083152_000000372032_00207_14289_6445.N1	23-NOV-2004 08:31:52	Bright	36.500	39	85Eta UMa	1.8540	24000.	73	14289	No
163	GOM_NL__2PRFIN20041123_083437_000000352032_00207_14289_6446.N1	23-NOV-2004 08:34:37	Bright	35.000	180	27Gam Boo	3.0400	8000.0	70	14289	No
164	GOM_NL__2PRFIN20041123_083735_000000362032_00207_14289_6447.N1	23-NOV-2004 08:37:35	Bright	36.000	83		2.3780	11000.	72	14289	No
165	GOM_NL__2PRFIN20041123_084006_000000362032_00207_14289_6448.N1	23-NOV-2004 08:40:06	Bright	35.500	3	16Alp Boo	-0.050000	4250.0	71	14289	No
166	GOM_NL__2PRFIN20041123_084252_000000592032_00207_14289_6449.N1	23-NOV-2004 08:42:52	Bright	58.500	96	68Del Leo	2.5600	9300.0	117	14289	No
167	GOM_NL__2PRFIN20041123_084602_000001122032_00207_14289_6450.N1	23-NOV-2004 08:46:02	Twilight	112.00	51	41Gam1Leo	2.0100	4500.0	224	14289	No
168	GOM_NL__2PRFIN20041123_085232_000001522032_00207_14289_6451.N1	23-NOV-2004 08:52:32	Straylight	152.00	22	32Alp Leo	1.3600	15200.	304	14289	No
169	GOM_NL__2PRFIN20041123_090004_000000432032_00207_14289_6452.N1	23-NOV-2004 09:00:04	Dark	43.000	64	Gam Cen	2.2000	10600.	86	14289	No
170	GOM_NL__2PRFIN20041123_090114_000000422032_00207_14289_6453.N1	23-NOV-2004 09:01:14	Dark	41.500	99	Del Cen	2.5750	26000.	83	14289	No
171	GOM_NL__2PRFIN20041123_090239_000000432032_00207_14289_6454.N1	23-NOV-2004 09:02:39	Dark	43.000	20	Bet Cru	1.2530	30000.	86	14289	No
172	GOM_NL__2PRFIN20041123_090349_000000472032_00208_14290_6423.N1	23-NOV-2004 09:03:49	Dark	47.000	12	Alp1Cru	0.77500	30000.	94	14290	No
173	GOM_NL__2PRFIN20041123_090615_000000392032_00208_14290_6424.N1	23-NOV-2004 09:06:15	Dark	39.000	124	The Car	2.7640	30000.	78	14290	No
174	GOM_NL__2PRFIN20041123_091036_000000532032_00208_14290_6425.N1	23-NOV-2004 09:10:36	Dark	53.000	41	Eps Car	1.8600	4100.0	106	14290	No
175	GOM_NL__2PRFIN20041123_091205_000000502032_00208_14290_6426.N1	23-NOV-2004 09:12:05	Dark	50.000	34	Gam2Vel	1.7930	23000.	100	14290	No
176	GOM_NL__2PRFIN20041123_091604_000000592032_00208_14290_6427.N1	23-NOV-2004 09:16:04	Dark	59.000	2	Alp Car	-0.73600	7000.0	118	14290	No
177	GOM_NL__2PRFIN20041123_091800_000001072032_00208_14290_6428.N1	23-NOV-2004 09:18:00	Dark	106.50	132	15Rho Pup	2.8030	6900.0	213	14290	No
178	GOM_NL__2PRFIN20041123_092118_000000802032_00208_14290_6429.N1	23-NOV-2004 09:21:18	Dark	80.000	23	21Eps CMa	1.5020	26000.	160	14290	No
179	GOM_NL__2PRFIN20041123_092402_000000382032_00208_14290_6430.N1	23-NOV-2004 09:24:02	Straylight	37.500	157	The1Eri	2.9060	9300.0	75	14290	No
180	GOM_NL__2PRFIN20041123_092853_000001462032_00208_14290_6431.N1	23-NOV-2004 09:28:53	Straylight	146.00	1	9Alp CMa	-1.4400	11000.	292	14290	No
181	GOM_NL__2PRFIN20041123_093301_000000742032_00208_14290_6432.N1	23-NOV-2004 09:33:01	Straylight	73.500	7	19Bet Ori	0.10000	14000.	147	14290	No
182	GOM_NL__2PRFIN20041123_093646_000000802032_00208_14290_6433.N1	23-NOV-2004 09:36:46	Twilight	80.000	30	46Eps Ori	1.6940	30000.	160	14290	No
183	GOM_NL__2PRFIN20041123_094135_000000382032_00208_14290_6434.N1	23-NOV-2004 09:41:35	Bright	38.000	105	6Bet Ari	2.6450	8900.0	76	14290	No
184	GOM_NL__2PRFIN20041123_094523_000000372032_00208_14290_6435.N1	23-NOV-2004 09:45:23	Bright	36.500	173	4Bet Tri	3.0040	8900.0	73	14290	No
185	GOM_NL__2PRFIN20041123_094713_000000392032_00208_14290_6436.N1	23-NOV-2004 09:47:13	Bright	38.500	79	26Bet Per	2.3100	13100.	77	14290	No
186	GOM_NL__2PRFIN20041123_094941_000000392032_00208_14290_6437.N1	23-NOV-2004 09:49:41	Bright	38.500	175	39Del Per	3.0100	19400.	77	14290	No
187	GOM_NL__2PRFIN20041123_095211_000000382032_00208_14290_6438.N1	23-NOV-2004 09:52:11	Bright	37.500	68	18Alp Cas	2.2250	4500.0	75	14290	No
188	GOM_NL__2PRFIN20041123_095324_000000392032_00208_14290_6439.N1	23-NOV-2004 09:53:24	Bright	39.000	74	11Bet Cas	2.2680	6600.0	78	14290	No
189	GOM_NL__2PRFIN20041123_100037_000000392032_00208_14290_6440.N1	23-NOV-2004 10:00:37	Bright	39.000	49	1Alp UMi	1.9900	6300.0	78	14290	No
190	GOM_NL__2PRFIN20041123_100510_000000392032_00208_14290_6441.N1	23-NOV-2004 10:05:10	Bright	39.000	60	7Bet UMi	2.0810	3950.0	78	14290	No
191	GOM_NL__2PRFIN20041123_100727_000000392032_00208_14290_6442.N1	23-NOV-2004 10:07:27	Bright	39.000	119	14Eta Dra	2.7270	4700.0	78	14290	No
192	GOM_NL__2PRFIN20041123_100929_000000472032_00208_14290_6443.N1	23-NOV-2004 10:09:29	Bright	46.500	82	48Bet UMa	2.3650	10600.	93	14290	No
193	GOM_NL__2PRFIN20041123_101100_000000422032_00208_14290_6444.N1	23-NOV-2004 10:11:00	Bright	42.000	87	64Gam UMa	2.4330	11000.	84	14290	No
194	GOM_NL__2PRFIN20041123_101228_000000402032_00208_14290_6445.N1	23-NOV-2004 10:12:28	Bright	40.000	39	85Eta UMa	1.8540	24000.	80	14290	No
195	GOM_NL__2PRFIN20041123_101513_000000362032_00208_14290_6446.N1	23-NOV-2004 10:15:13	Bright	35.500	180	27Gam Boo	3.0400	8000.0	71	14290	No
196	GOM_NL__2PRFIN20041123_101809_000000382032_00208_14290_6447.N1	23-NOV-2004 10:18:09	Bright	38.000	83		2.3780	11000.	76	14290	No
197	GOM_NL__2PRFIN20041123_102042_000000352032_00208_14290_6448.N1	23-NOV-2004 10:20:42	Bright	35.000	3	16Alp Boo	-0.050000	4250.0	70	14290	No
198	GOM_NL__2PRFIN20041123_102329_000000582032_00208_14290_6449.N1	23-NOV-2004 10:23:29	Bright	57.500	96	68Del Leo	2.5600	9300.0	115	14290	No
199	GOM_NL__2PRFIN20041123_102639_000001162032_00208_14290_6450.N1	23-NOV-2004 10:26:39	Twilight	115.50	51	41Gam1Leo	2.0100	4500.0	231	14290	No
200	GOM_NL__2PRFIN20041123_103312_000001872032_00208_14290_6451.N1	23-NOV-2004 10:33:12	Straylight	187.00	22	32Alp Leo	1.3600	15200.	374	14290	No
201	GOM_NL__2PRFIN20041123_104039_000000442032_00208_14290_6452.N1	23-NOV-2004 10:40:39	Dark	43.500	64	Gam Cen	2.2000	10600.	87	14290	No
202	GOM_NL__2PRFIN20041123_104151_000000422032_00208_14290_6453.N1	23-NOV-2004 10:41:51	Dark	42.000	99	Del Cen	2.5750	26000.	84	14290	No
203	GOM_NL__2PRFIN20041123_104316_000000422032_00208_14290_6454.N1	23-NOV-2004 10:43:16	Dark	41.500	20	Bet Cru	1.2530	30000.	83	14290	No
204	GOM_NL__2PRFIN20041123_104425_000000452032_00209_14291_6423.N1	23-NOV-2004 10:44:25	Dark	44.500	12	Alp1Cru	0.77500	30000.	89	14291	No
205	GOM_NL__2PRFIN20041123_104651_000000382032_00209_14291_6424.N1	23-NOV-2004 10:46:51	Dark	38.000	124	The Car	2.7640	30000.	76	14291	No
206	GOM_NL__2PRFIN20041123_105112_000000452032_00209_14291_6425.N1	23-NOV-2004 10:51:12	Dark	45.000	41	Eps Car	1.8600	4100.0	90	14291	No
207	GOM_NL__2PRFIN20041123_105241_000000522032_00209_14291_6426.N1	23-NOV-2004 10:52:41	Dark	51.500	34	Gam2Vel	1.7930	23000.	103	14291	No
208	GOM_NL__2PRFIN20041123_105640_000000592032_00209_14291_6427.N1	23-NOV-2004 10:56:40	Dark	59.000	2	Alp Car	-0.73600	7000.0	118	14291	No
209	GOM_NL__2PRFIN20041123_105838_000001142032_00209_14291_6428.N1	23-NOV-2004 10:58:38	Dark	113.50	132	15Rho Pup	2.8030	6900.0	227	14291	No
210	GOM_NL__2PRFIN20041123_110153_000000752032_00209_14291_6429.N1	23-NOV-2004 11:01:53	Dark	75.000	23	21Eps CMa	1.5020	26000.	150	14291	No
211	GOM_NL__2PRFIN20041123_110437_000000422032_00209_14291_6430.N1	23-NOV-2004 11:04:37	Straylight	41.500	157	The1Eri	2.9060	9300.0	83	14291	No
212	GOM_NL__2PRFIN20041123_110929_000001282032_00209_14291_6431.N1	23-NOV-2004 11:09:29	Straylight	128.00	1	9Alp CMa	-1.4400	11000.	256	14291	No
213	GOM_NL__2PRFIN20041123_111336_000000702032_00209_14291_6432.N1	23-NOV-2004 11:13:36	Straylight	69.500	7	19Bet Ori	0.10000	14000.	139	14291	No
214	GOM_NL__2PRFIN20041123_111721_000000762032_00209_14291_6433.N1	23-NOV-2004 11:17:21	Twilight	75.500	30	46Eps Ori	1.6940	30000.	151	14291	No
215	GOM_NL__2PRFIN20041123_112210_000000392032_00209_14291_6434.N1	23-NOV-2004 11:22:10	Bright	39.000	105	6Bet Ari	2.6450	8900.0	78	14291	No
216	GOM_NL__2PRFIN20041123_112558_000000382032_00209_14291_6435.N1	23-NOV-2004 11:25:58	Bright	37.500	173	4Bet Tri	3.0040	8900.0	75	14291	No
217	GOM_NL__2PRFIN20041123_112748_000000412032_00209_14291_6436.N1	23-NOV-2004 11:27:48	Bright	40.500	79	26Bet Per	2.3100	13100.	81	14291	No
218	GOM_NL__2PRFIN20041123_113016_000000402032_00209_14291_6437.N1	23-NOV-2004 11:30:16	Bright	40.000	175	39Del Per	3.0100	19400.	80	14291	No
219	GOM_NL__2PRFIN20041123_113245_000000432032_00209_14291_6438.N1	23-NOV-2004 11:32:45	Bright	42.500	68	18Alp Cas	2.2250	4500.0	85	14291	No

220	GOM_NL__2PRFIN20041123_114113_000000402032_00209_14291_6439.N1	23-NOV-2004 11:41:13	Bright	39.500	49	1Alp UMi	1.9900	6300.0	79	14291	No
221	GOM_NL__2PRFIN20041123_114546_000000382032_00209_14291_6440.N1	23-NOV-2004 11:45:46	Bright	38.000	60	7Bet UMi	2.0810	3950.0	76	14291	No
222	GOM_NL__2PRFIN20041123_114804_000000382032_00209_14291_6441.N1	23-NOV-2004 11:48:04	Bright	37.500	119	14Eta Dra	2.7270	4700.0	75	14291	No
223	GOM_NL__2PRFIN20041123_115005_000000442032_00209_14291_6442.N1	23-NOV-2004 11:50:05	Bright	43.500	82	48Bet UMa	2.3650	10600.	87	14291	No
224	GOM_NL__2PRFIN20041123_115136_000000452032_00209_14291_6443.N1	23-NOV-2004 11:51:36	Bright	44.500	87	64Gam UMa	2.4330	11000.	89	14291	No
225	GOM_NL__2PRFIN20041123_115304_000000392032_00209_14291_6444.N1	23-NOV-2004 11:53:04	Bright	39.000	39	85Eta UMa	1.8540	24000.	78	14291	No
226	GOM_NL__2PRFIN20041123_115549_000000362032_00209_14291_6445.N1	23-NOV-2004 11:55:49	Bright	36.000	180	27Gam Boo	3.0400	8000.0	72	14291	No
227	GOM_NL__2PRFIN20041123_115848_000000352032_00209_14291_6446.N1	23-NOV-2004 11:58:48	Bright	35.000	83		2.3780	11000.	70	14291	No
228	GOM_NL__2PRFIN20041123_120119_000000352032_00209_14291_6447.N1	23-NOV-2004 12:01:19	Bright	34.500	3	16Alp Boo	-0.050000	4250.0	69	14291	No
229	GOM_NL__2PRFIN20041123_120406_000000592032_00209_14291_6448.N1	23-NOV-2004 12:04:06	Bright	59.000	96	68Del Leo	2.5600	9300.0	118	14291	No
230	GOM_NL__2PRFIN20041123_120717_000001202032_00209_14291_6449.N1	23-NOV-2004 12:07:17	Tw_i_and_stray	119.50	51	41Gam1Leo	2.0100	4500.0	239	14291	No
231	GOM_NL__2PRFIN20041123_121351_000001692032_00209_14291_6450.N1	23-NOV-2004 12:13:51	Straylight	168.50	22	32Alp Leo	1.3600	15200.	337	14291	No
232	GOM_NL__2PRFIN20041123_122115_000000442032_00209_14291_6451.N1	23-NOV-2004 12:21:15	Dark	44.000	64	Gam Cen	2.2000	10600.	88	14291	No
233	GOM_NL__2PRFIN20041123_122224_000000432032_00209_14291_6452.N1	23-NOV-2004 12:22:24	Dark	43.000	99	Del Cen	2.5750	26000.	86	14291	No
234	GOM_NL__2PRFIN20041123_122352_000000442032_00209_14291_6453.N1	23-NOV-2004 12:23:52	Dark	44.000	20	Bet Cru	1.2530	30000.	88	14291	No
235	GOM_NL__2PRFIN20041123_122501_000000442032_00210_14292_6423.N1	23-NOV-2004 12:25:01	Dark	44.000	12	Alp1Cru	0.77500	30000.	88	14292	No
236	GOM_NL__2PRFIN20041123_122724_000000432032_00210_14292_6424.N1	23-NOV-2004 12:27:24	Dark	43.000	124	The Car	2.7640	30000.	86	14292	No
237	GOM_NL__2PRFIN20041123_123148_000000462032_00210_14292_6425.N1	23-NOV-2004 12:31:48	Dark	46.000	41	Eps Car	1.8600	4100.0	92	14292	No
238	GOM_NL__2PRFIN20041123_123318_000000502032_00210_14292_6426.N1	23-NOV-2004 12:33:18	Dark	50.000	34	Gam2Vel	1.7930	23000.	100	14292	No
239	GOM_NL__2PRFIN20041123_123715_000000592032_00210_14292_6427.N1	23-NOV-2004 12:37:15	Dark	59.000	2	Alp Car	-0.73600	7000.0	118	14292	No
240	GOM_NL__2PRFIN20041123_123916_000001082032_00210_14292_6428.N1	23-NOV-2004 12:39:16	Dark	107.50	132	15Rho Pup	2.8030	6900.0	215	14292	No
241	GOM_NL__2PRFIN20041123_124232_000000812032_00210_14292_6429.N1	23-NOV-2004 12:42:32	Dark	81.000	23	21Eps CMa	1.5020	26000.	162	14292	No
242	GOM_NL__2PRFIN20041123_124511_000000432032_00210_14292_6430.N1	23-NOV-2004 12:45:11	Straylight	43.000	157	The1Eri	2.9060	9300.0	86	14292	No
243	GOM_NL__2PRFIN20041123_125006_000001182032_00210_14292_6431.N1	23-NOV-2004 12:50:06	Straylight	117.50	1	9Alp CMa	-1.4400	11000.	235	14292	No
244	GOM_NL__2PRFIN20041123_125413_000000642032_00210_14292_6432.N1	23-NOV-2004 12:54:13	Straylight	64.000	7	19Bet Ori	0.10000	14000.	128	14292	No
245	GOM_NL__2PRFIN20041123_125757_000000792032_00210_14292_6433.N1	23-NOV-2004 12:57:57	Tw_i_and_stray	79.000	30	46Eps Ori	1.6940	30000.	158	14292	No
246	GOM_NL__2PRFIN20041123_130244_000000412032_00210_14292_6434.N1	23-NOV-2004 13:02:44	Bright	40.500	105	6Bet Ari	2.6450	8900.0	81	14292	No
247	GOM_NL__2PRFIN20041123_130632_000000412032_00210_14292_6435.N1	23-NOV-2004 13:06:32	Bright	41.000	173	4Bet Tri	3.0040	8900.0	82	14292	No
248	GOM_NL__2PRFIN20041123_130822_000000412032_00210_14292_6436.N1	23-NOV-2004 13:08:22	Bright	41.000	79	26Bet Per	2.3100	13100.	82	14292	No
249	GOM_NL__2PRFIN20041123_131052_000000392032_00210_14292_6437.N1	23-NOV-2004 13:10:52	Bright	39.000	175	39Del Per	3.0100	19400.	78	14292	No
250	GOM_NL__2PRFIN20041123_131323_000000402032_00210_14292_6438.N1	23-NOV-2004 13:13:23	Bright	39.500	68	18Alp Cas	2.2250	4500.0	79	14292	No
251	GOM_NL__2PRFIN20041123_131437_000000392032_00210_14292_6439.N1	23-NOV-2004 13:14:37	Bright	38.500	74	11Bet Cas	2.2680	6600.0	77	14292	No
252	GOM_NL__2PRFIN20041123_132149_000000392032_00210_14292_6440.N1	23-NOV-2004 13:21:49	Bright	39.000	49	1Alp UMi	1.9900	6300.0	78	14292	No
253	GOM_NL__2PRFIN20041123_132622_000000402032_00210_14292_6441.N1	23-NOV-2004 13:26:22	Bright	40.000	60	7Bet UMi	2.0810	3950.0	80	14292	No
254	GOM_NL__2PRFIN20041123_132841_000000382032_00210_14292_6442.N1	23-NOV-2004 13:28:41	Bright	38.000	119	14Eta Dra	2.7270	4700.0	76	14292	No
255	GOM_NL__2PRFIN20041123_133040_000000452032_00210_14292_6443.N1	23-NOV-2004 13:30:40	Bright	44.500	82	48Bet UMa	2.3650	10600.	89	14292	No
256	GOM_NL__2PRFIN20041123_133212_000000492032_00210_14292_6444.N1	23-NOV-2004 13:32:12	Bright	49.000	87	64Gam UMa	2.4330	11000.	98	14292	No
257	GOM_NL__2PRFIN20041123_133340_000000372032_00210_14292_6445.N1	23-NOV-2004 13:33:40	Bright	37.000	39	85Eta UMa	1.8540	24000.	74	14292	No
258	GOM_NL__2PRFIN20041123_133625_000000362032_00210_14292_6446.N1	23-NOV-2004 13:36:25	Bright	36.000	180	27Gam Boo	3.0400	8000.0	72	14292	No
259	GOM_NL__2PRFIN20041123_133924_000000362032_00210_14292_6447.N1	23-NOV-2004 13:39:24	Bright	36.000	83		2.3780	11000.	72	14292	No
260	GOM_NL__2PRFIN20041123_134155_000000352032_00210_14292_6448.N1	23-NOV-2004 13:41:55	Bright	35.000	3	16Alp Boo	-0.050000	4250.0	70	14292	No
261	GOM_NL__2PRFIN20041123_134442_000000582032_00210_14292_6449.N1	23-NOV-2004 13:44:42	Bright	57.500	96	68Del Leo	2.5600	9300.0	115	14292	No
262	GOM_NL__2PRFIN20041123_134754_000001122032_00210_14292_6450.N1	23-NOV-2004 13:47:54	Tw_i_and_stray	112.00	51	41Gam1Leo	2.0100	4500.0	224	14292	No
263	GOM_NL__2PRFIN20041123_135430_000001852032_00210_14292_6451.N1	23-NOV-2004 13:54:30	Straylight	184.50	22	32Alp Leo	1.3600	15200.	369	14292	No
264	GOM_NL__2PRFIN20041123_140152_000000432032_00210_14292_6452.N1	23-NOV-2004 14:01:52	Dark	43.000	64	Gam Cen	2.2000	10600.	86	14292	No
265	GOM_NL__2PRFIN20041123_140301_000000452032_00210_14292_6453.N1	23-NOV-2004 14:03:01	Dark	44.500	99	Del Cen	2.5750	26000.	89	14292	No
266	GOM_NL__2PRFIN20041123_140428_000000432032_00210_14292_6454.N1	23-NOV-2004 14:04:28	Dark	42.500	20	Bet Cru	1.2530	30000.	85	14292	No
267	GOM_NL__2PRFIN20041123_140538_000000482032_00211_14293_6363.N1	23-NOV-2004 14:05:38	Dark	48.000	12	Alp1Cru	0.77500	30000.	96	14293	No
268	GOM_NL__2PRFIN20041123_140803_000000412032_00211_14293_6364.N1	23-NOV-2004 14:08:03	Dark	41.000	124	The Car	2.7640	30000.	82	14293	No
269	GOM_NL__2PRFIN20041123_141225_000000482032_00211_14293_6365.N1	23-NOV-2004 14:12:25	Dark	47.500	41	Eps Car	1.8600	4100.0	95	14293	No
270	GOM_NL__2PRFIN20041123_141355_000000522032_00211_14293_6366.N1	23-NOV-2004 14:13:55	Dark	51.500	34	Gam2Vel	1.7930	23000.	103	14293	No
271	GOM_NL__2PRFIN20041123_141752_000000562032_00211_14293_6367.N1	23-NOV-2004 14:17:52	Dark	56.000	2	Alp Car	-0.73600	7000.0	112	14293	No
272	GOM_NL__2PRFIN20041123_141954_000001152032_00211_14293_6368.N1	23-NOV-2004 14:19:54	Dark	114.50	132	15Rho Pup	2.8030	6900.0	229	14293	No
273	GOM_NL__2PRFIN20041123_142309_000000802032_00211_14293_6369.N1	23-NOV-2004 14:23:09	Dark	79.500	23	21Eps CMa	1.5020	26000.	159	14293	No
274	GOM_NL__2PRFIN20041123_142547_000000412032_00211_14293_6370.N1	23-NOV-2004 14:25:47	Straylight	40.500	157	The1Eri	2.9060	9300.0	81	14293	No
275	GOM_NL__2PRFIN20041123_143042_000001192032_00211_14293_6371.N1	23-NOV-2004 14:30:42	Straylight	119.00	1	9Alp CMa	-1.4400	11000.	238	14293	No
276	GOM_NL__2PRFIN20041123_143448_000000692032_00211_14293_6372.N1	23-NOV-2004 14:34:48	Straylight	69.000	7	19Bet Ori	0.10000	14000.	138	14293	No
277	GOM_NL__2PRFIN20041123_143832_000000832032_00211_14293_6373.N1	23-NOV-2004 14:38:32	Tw_i_and_stray	82.500	30	46Eps Ori	1.6940	30000.	165	14293	No
278	GOM_NL__2PRFIN20041123_144320_000000412032_00211_14293_6374.N1	23-NOV-2004 14:43:20	Bright	40.500	105	6Bet Ari	2.6450	8900.0	81	14293	No

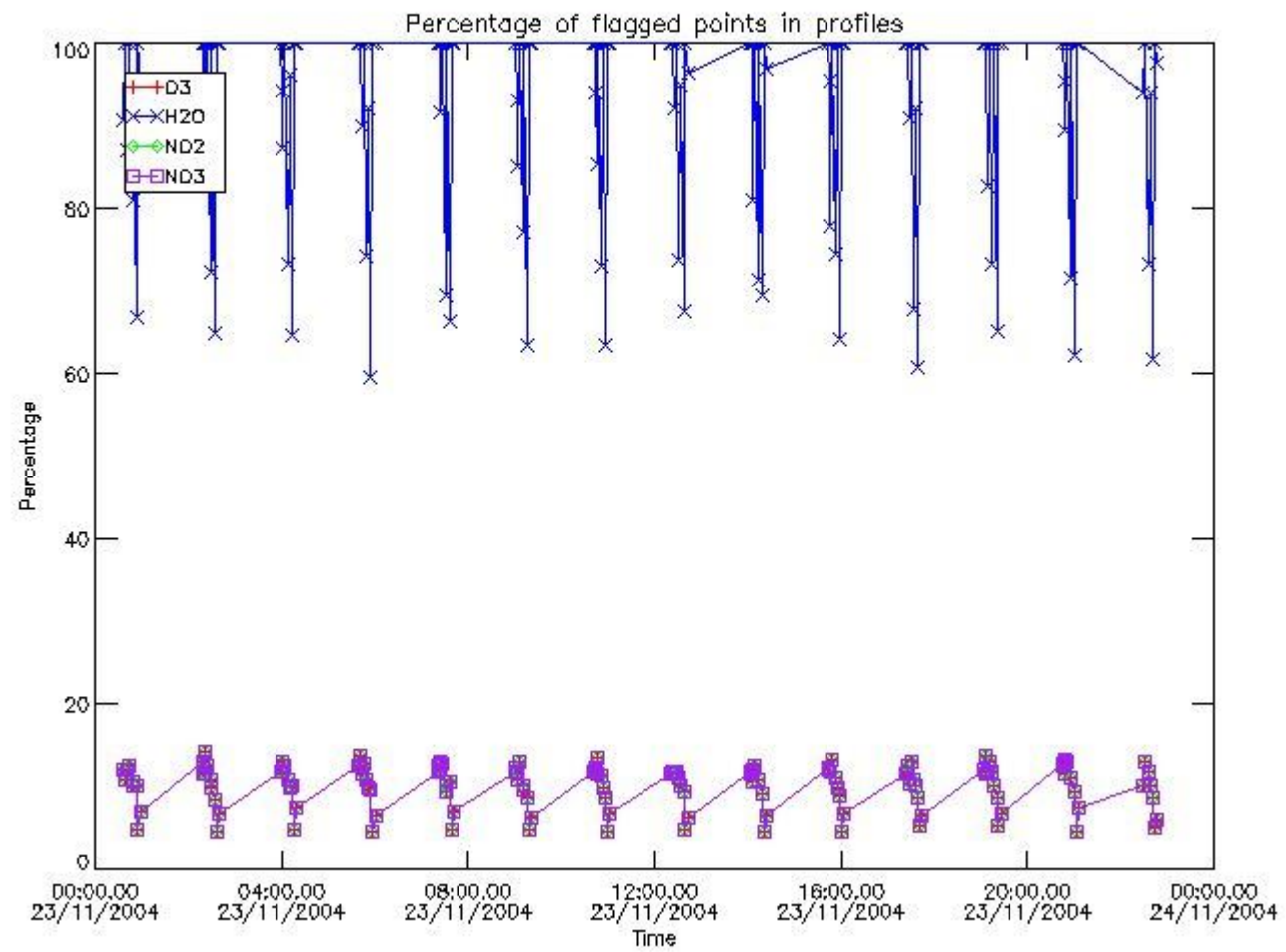
279	GOM_NL__2PRFIN20041123_144708_000000402032_00211_14293_6375.N1	23-NOV-2004 14:47:08	Bright	39.500	173	4Bet Tri	3.0040	8900.0	79	14293	No
280	GOM_NL__2PRFIN20041123_144857_000000432032_00211_14293_6376.N1	23-NOV-2004 14:48:57	Bright	42.500	79	26Bet Per	2.3100	13100.	85	14293	No
281	GOM_NL__2PRFIN20041123_145128_000000382032_00211_14293_6377.N1	23-NOV-2004 14:51:28	Bright	38.000	175	39Del Per	3.0100	19400.	76	14293	No
282	GOM_NL__2PRFIN20041123_145359_000000402032_00211_14293_6378.N1	23-NOV-2004 14:53:59	Bright	40.000	68	18Alp Cas	2.2250	4500.0	80	14293	No
283	GOM_NL__2PRFIN20041123_145513_000000392032_00211_14293_6379.N1	23-NOV-2004 14:55:13	Bright	38.500	74	11Bet Cas	2.2680	6600.0	77	14293	No
284	GOM_NL__2PRFIN20041123_150223_000000382032_00211_14293_6380.N1	23-NOV-2004 15:02:23	Bright	38.000	49	1Alp UMi	1.9900	6300.0	76	14293	No
285	GOM_NL__2PRFIN20041123_150659_000000392032_00211_14293_6381.N1	23-NOV-2004 15:06:59	Bright	38.500	60	7Bet UMi	2.0810	3950.0	77	14293	No
286	GOM_NL__2PRFIN20041123_150916_000000392032_00211_14293_6382.N1	23-NOV-2004 15:09:16	Bright	38.500	119	14Eta Dra	2.7270	4700.0	77	14293	No
287	GOM_NL__2PRFIN20041123_151116_000000452032_00211_14293_6383.N1	23-NOV-2004 15:11:16	Bright	45.000	82	48Bet UMa	2.3650	10600.	90	14293	No
288	GOM_NL__2PRFIN20041123_151247_000000422032_00211_14293_6384.N1	23-NOV-2004 15:12:47	Bright	42.000	87	64Gam UMa	2.4330	11000.	84	14293	No
289	GOM_NL__2PRFIN20041123_151416_000000402032_00211_14293_6385.N1	23-NOV-2004 15:14:16	Bright	40.000	39	85Eta UMa	1.8540	24000.	80	14293	No
290	GOM_NL__2PRFIN20041123_151701_000000382032_00211_14293_6386.N1	23-NOV-2004 15:17:01	Bright	37.500	180	27Gam Boo	3.0400	8000.0	75	14293	No
291	GOM_NL__2PRFIN20041123_151959_000000372032_00211_14293_6387.N1	23-NOV-2004 15:19:59	Bright	37.000	83		2.3780	11000.	74	14293	No
292	GOM_NL__2PRFIN20041123_152230_000000362032_00211_14293_6388.N1	23-NOV-2004 15:22:30	Bright	35.500	3	16Alp Boo	-0.050000	4250.0	71	14293	No
293	GOM_NL__2PRFIN20041123_152518_000000592032_00211_14293_6389.N1	23-NOV-2004 15:25:18	Bright	58.500	96	68Del Leo	2.5600	9300.0	117	14293	No
294	GOM_NL__2PRFIN20041123_152832_000001192032_00211_14293_6390.N1	23-NOV-2004 15:28:32	Tw_i_and_stray	118.50	51	41Gam1Leo	2.0100	4500.0	237	14293	No
295	GOM_NL__2PRFIN20041123_153510_000002132032_00211_14293_6391.N1	23-NOV-2004 15:35:10	Straylight	212.50	22	32Alp Leo	1.3600	15200.	425	14293	No
296	GOM_NL__2PRFIN20041123_154228_000000422032_00211_14293_6392.N1	23-NOV-2004 15:42:28	Dark	41.500	64	Gam Cen	2.2000	10600.	83	14293	No
297	GOM_NL__2PRFIN20041123_154337_000000432032_00211_14293_6393.N1	23-NOV-2004 15:43:37	Dark	42.500	99	Del Cen	2.5750	26000.	85	14293	No
298	GOM_NL__2PRFIN20041123_154504_000000442032_00211_14293_6394.N1	23-NOV-2004 15:45:04	Dark	43.500	20	Bet Cru	1.2530	30000.	87	14293	No
299	GOM_NL__2PRFIN20041123_154614_000000442032_00212_14294_6363.N1	23-NOV-2004 15:46:14	Dark	43.500	12	Alp1Cru	0.77500	30000.	87	14294	No
300	GOM_NL__2PRFIN20041123_154840_000000392032_00212_14294_6364.N1	23-NOV-2004 15:48:40	Dark	38.500	124	The Car	2.7640	30000.	77	14294	No
301	GOM_NL__2PRFIN20041123_155302_000000462032_00212_14294_6365.N1	23-NOV-2004 15:53:02	Dark	45.500	41	Eps Car	1.8600	4100.0	91	14294	No
302	GOM_NL__2PRFIN20041123_155433_000000522032_00212_14294_6366.N1	23-NOV-2004 15:54:33	Dark	52.000	34	Gam2Vel	1.7930	23000.	104	14294	No
303	GOM_NL__2PRFIN20041123_155830_000000582032_00212_14294_6367.N1	23-NOV-2004 15:58:30	Dark	57.500	2	Alp Car	-0.73600	7000.0	115	14294	No
304	GOM_NL__2PRFIN20041123_160032_000001122032_00212_14294_6368.N1	23-NOV-2004 16:00:32	Dark	111.50	132	15Rho Pup	2.8030	6900.0	223	14294	No
305	GOM_NL__2PRFIN20041123_160346_000000762032_00212_14294_6369.N1	23-NOV-2004 16:03:46	Dark	75.500	23	21Eps CMa	1.5020	26000.	151	14294	No
306	GOM_NL__2PRFIN20041123_160623_000000432032_00212_14294_6370.N1	23-NOV-2004 16:06:23	Straylight	43.000	157	The1Eri	2.9060	9300.0	86	14294	No
307	GOM_NL__2PRFIN20041123_161118_000001222032_00212_14294_6371.N1	23-NOV-2004 16:11:18	Straylight	121.50	1	9Alp CMa	-1.4400	11000.	243	14294	No
308	GOM_NL__2PRFIN20041123_161524_000000772032_00212_14294_6372.N1	23-NOV-2004 16:15:24	Straylight	77.000	7	19Bet Ori	0.10000	14000.	154	14294	No
309	GOM_NL__2PRFIN20041123_161907_000000812032_00212_14294_6373.N1	23-NOV-2004 16:19:07	Tw_i_and_stray	81.000	30	46Eps Ori	1.6940	30000.	162	14294	No
310	GOM_NL__2PRFIN20041123_162358_000000402032_00212_14294_6374.N1	23-NOV-2004 16:23:58	Bright	40.000	105	6Bet Ari	2.6450	8900.0	80	14294	No
311	GOM_NL__2PRFIN20041123_162746_000000382032_00212_14294_6375.N1	23-NOV-2004 16:27:46	Bright	37.500	173	4Bet Tri	3.0040	8900.0	75	14294	No
312	GOM_NL__2PRFIN20041123_162933_000000432032_00212_14294_6376.N1	23-NOV-2004 16:29:33	Bright	42.500	79	26Bet Per	2.3100	13100.	85	14294	No
313	GOM_NL__2PRFIN20041123_163204_000000392032_00212_14294_6377.N1	23-NOV-2004 16:32:04	Bright	39.000	175	39Del Per	3.0100	19400.	78	14294	No
314	GOM_NL__2PRFIN20041123_163434_000000422032_00212_14294_6378.N1	23-NOV-2004 16:34:34	Bright	42.000	68	18Alp Cas	2.2250	4500.0	84	14294	No
315	GOM_NL__2PRFIN20041123_163549_000000392032_00212_14294_6379.N1	23-NOV-2004 16:35:49	Bright	39.000	74	11Bet Cas	2.2680	6600.0	78	14294	No
316	GOM_NL__2PRFIN20041123_164301_000000392032_00212_14294_6380.N1	23-NOV-2004 16:43:01	Bright	38.500	49	1Alp UMi	1.9900	6300.0	77	14294	No
317	GOM_NL__2PRFIN20041123_164735_000000382032_00212_14294_6381.N1	23-NOV-2004 16:47:35	Bright	37.500	60	7Bet UMi	2.0810	3950.0	75	14294	No
318	GOM_NL__2PRFIN20041123_164952_000000382032_00212_14294_6382.N1	23-NOV-2004 16:49:52	Bright	37.500	119	14Eta Dra	2.7270	4700.0	75	14294	No
319	GOM_NL__2PRFIN20041123_165152_000000442032_00212_14294_6383.N1	23-NOV-2004 16:51:52	Bright	44.000	82	48Bet UMa	2.3650	10600.	88	14294	No
320	GOM_NL__2PRFIN20041123_165323_000000412032_00212_14294_6384.N1	23-NOV-2004 16:53:23	Bright	41.000	87	64Gam UMa	2.4330	11000.	82	14294	No
321	GOM_NL__2PRFIN20041123_165453_000000372032_00212_14294_6385.N1	23-NOV-2004 16:54:53	Bright	36.500	39	85Eta UMa	1.8540	24000.	73	14294	No
322	GOM_NL__2PRFIN20041123_165737_000000362032_00212_14294_6386.N1	23-NOV-2004 16:57:37	Bright	36.000	180	27Gam Boo	3.0400	8000.0	72	14294	No
323	GOM_NL__2PRFIN20041123_170036_000000372032_00212_14294_6387.N1	23-NOV-2004 17:00:36	Bright	37.000	83		2.3780	11000.	74	14294	No
324	GOM_NL__2PRFIN20041123_170307_000000362032_00212_14294_6388.N1	23-NOV-2004 17:03:07	Bright	35.500	3	16Alp Boo	-0.050000	4250.0	71	14294	No
325	GOM_NL__2PRFIN20041123_170555_000000592032_00212_14294_6389.N1	23-NOV-2004 17:05:55	Bright	58.500	96	68Del Leo	2.5600	9300.0	117	14294	No
326	GOM_NL__2PRFIN20041123_170909_000001162032_00212_14294_6390.N1	23-NOV-2004 17:09:09	Tw_i_and_stray	115.50	51	41Gam1Leo	2.0100	4500.0	231	14294	No
327	GOM_NL__2PRFIN20041123_171549_000001692032_00212_14294_6391.N1	23-NOV-2004 17:15:49	Straylight	169.00	22	32Alp Leo	1.3600	15200.	338	14294	No
328	GOM_NL__2PRFIN20041123_172304_000000442032_00212_14294_6392.N1	23-NOV-2004 17:23:04	Dark	44.000	64	Gam Cen	2.2000	10600.	88	14294	No
329	GOM_NL__2PRFIN20041123_172416_000000412032_00212_14294_6393.N1	23-NOV-2004 17:24:16	Dark	41.000	99	Del Cen	2.5750	26000.	82	14294	No
330	GOM_NL__2PRFIN20041123_172540_000000452032_00212_14294_6394.N1	23-NOV-2004 17:25:40	Dark	44.500	20	Bet Cru	1.2530	30000.	89	14294	No
331	GOM_NL__2PRFIN20041123_172650_000000502032_00213_14295_6358.N1	23-NOV-2004 17:26:50	Dark	49.500	12	Alp1Cru	0.77500	30000.	99	14295	No
332	GOM_NL__2PRFIN20041123_172916_000000392032_00213_14295_6359.N1	23-NOV-2004 17:29:16	Dark	39.000	124	The Car	2.7640	30000.	78	14295	No
333	GOM_NL__2PRFIN20041123_173338_000000472032_00213_14295_6360.N1	23-NOV-2004 17:33:38	Dark	47.000	41	Eps Car	1.8600	4100.0	94	14295	No
334	GOM_NL__2PRFIN20041123_173510_000000512032_00213_14295_6361.N1	23-NOV-2004 17:35:10	Dark	50.500	34	Gam2Vel	1.7930	23000.	101	14295	No
335	GOM_NL__2PRFIN20041123_173906_000000592032_00213_14295_6362.N1	23-NOV-2004 17:39:06	Dark	59.000	2	Alp Car	-0.73600	7000.0	118	14295	No
336	GOM_NL__2PRFIN20041123_174110_000001092032_00213_14295_6363.N1	23-NOV-2004 17:41:10	Dark	108.50	132	15Rho Pup	2.8030	6900.0	217	14295	No
337	GOM_NL__2PRFIN20041123_174423_000000772032_00213_14295_6364.N1	23-NOV-2004 17:44:23	Dark	77.000	23	21Eps CMa	1.5020	26000.	154	14295	No

338	GOM_NL__2PRFIN20041123_174659_000000442032_00213_14295_6365.N1	23-NOV-2004 17:46:59	Straylight	44.000	157	The1Eri	2.9060	9300.0	88	14295	No
339	GOM_NL__2PRFIN20041123_175154_000001292032_00213_14295_6366.N1	23-NOV-2004 17:51:54	Straylight	128.50	1	9Alp CMa	-1.4400	11000.	257	14295	No
340	GOM_NL__2PRFIN20041123_175600_000000732032_00213_14295_6367.N1	23-NOV-2004 17:56:00	Straylight	73.000	7	19Bet Ori	0.10000	14000.	146	14295	No
341	GOM_NL__2PRFIN20041123_175942_000000792032_00213_14295_6368.N1	23-NOV-2004 17:59:42	Tw_i_and_stray	79.000	30	46Eps Ori	1.6940	30000.	158	14295	No
342	GOM_NL__2PRFIN20041123_180434_000000402032_00213_14295_6369.N1	23-NOV-2004 18:04:34	Bright	40.000	105	6Bet Ari	2.6450	8900.0	80	14295	No
343	GOM_NL__2PRFIN20041123_180822_000000372032_00213_14295_6370.N1	23-NOV-2004 18:08:22	Bright	37.000	173	4Bet Tri	3.0040	8900.0	74	14295	No
344	GOM_NL__2PRFIN20041123_181009_000000422032_00213_14295_6371.N1	23-NOV-2004 18:10:09	Bright	41.500	79	26Bet Per	2.3100	13100.	83	14295	No
345	GOM_NL__2PRFIN20041123_181239_000000392032_00213_14295_6372.N1	23-NOV-2004 18:12:39	Bright	39.000	175	39Del Per	3.0100	19400.	78	14295	No
346	GOM_NL__2PRFIN20041123_181510_000000422032_00213_14295_6373.N1	23-NOV-2004 18:15:10	Bright	41.500	68	18Alp Cas	2.2250	4500.0	83	14295	No
347	GOM_NL__2PRFIN20041123_181626_000000392032_00213_14295_6374.N1	23-NOV-2004 18:16:26	Bright	38.500	74	11Bet Cas	2.2680	6600.0	77	14295	No
348	GOM_NL__2PRFIN20041123_182335_000000412032_00213_14295_6375.N1	23-NOV-2004 18:23:35	Bright	41.000	49	1Alp UMi	1.9900	6300.0	82	14295	No
349	GOM_NL__2PRFIN20041123_182811_000000392032_00213_14295_6376.N1	23-NOV-2004 18:28:11	Bright	39.000	60	7Bet UMi	2.0810	3950.0	78	14295	No
350	GOM_NL__2PRFIN20041123_183028_000000412032_00213_14295_6377.N1	23-NOV-2004 18:30:28	Bright	40.500	119	14Eta Dra	2.7270	4700.0	81	14295	No
351	GOM_NL__2PRFIN20041123_183227_000000462032_00213_14295_6378.N1	23-NOV-2004 18:32:27	Bright	45.500	82	48Bet UMa	2.3650	10600.	91	14295	No
352	GOM_NL__2PRFIN20041123_183358_000000432032_00213_14295_6379.N1	23-NOV-2004 18:33:58	Bright	42.500	87	64Gam UMa	2.4330	11000.	85	14295	No
353	GOM_NL__2PRFIN20041123_183526_000000502032_00213_14295_6380.N1	23-NOV-2004 18:35:26	Bright	49.500	39	85Eta UMa	1.8540	24000.	99	14295	No
354	GOM_NL__2PRFIN20041123_183813_000000372032_00213_14295_6381.N1	23-NOV-2004 18:38:13	Bright	37.000	180	27Gam Boo	3.0400	8000.0	74	14295	No
355	GOM_NL__2PRFIN20041123_184112_000000382032_00213_14295_6382.N1	23-NOV-2004 18:41:12	Bright	37.500	83		2.3780	11000.	75	14295	No
356	GOM_NL__2PRFIN20041123_184343_000000362032_00213_14295_6383.N1	23-NOV-2004 18:43:43	Bright	35.500	3	16Alp Boo	-0.050000	4250.0	71	14295	No
357	GOM_NL__2PRFIN20041123_184631_000000612032_00213_14295_6384.N1	23-NOV-2004 18:46:31	Bright	61.000	96	68Del Leo	2.5600	9300.0	122	14295	No
358	GOM_NL__2PRFIN20041123_184946_000001252032_00213_14295_6385.N1	23-NOV-2004 18:49:46	Tw_i_and_stray	125.00	51	41Gam1Leo	2.0100	4500.0	250	14295	No
359	GOM_NL__2PRFIN20041123_185628_000001732032_00213_14295_6386.N1	23-NOV-2004 18:56:28	Straylight	173.00	22	32Alp Leo	1.3600	15200.	346	14295	No
360	GOM_NL__2PRFIN20041123_190340_000000432032_00213_14295_6387.N1	23-NOV-2004 19:03:40	Dark	42.500	64	Gam Cen	2.2000	10600.	85	14295	No
361	GOM_NL__2PRFIN20041123_190452_000000442032_00213_14295_6388.N1	23-NOV-2004 19:04:52	Dark	44.000	99	Del Cen	2.5750	26000.	88	14295	No
362	GOM_NL__2PRFIN20041123_190616_000000412032_00213_14295_6389.N1	23-NOV-2004 19:06:16	Dark	40.500	20	Bet Cru	1.2530	30000.	81	14295	No
363	GOM_NL__2PRFIN20041123_190726_000000442032_00214_14296_6358.N1	23-NOV-2004 19:07:26	Dark	43.500	12	Alp1Cru	0.77500	30000.	87	14296	No
364	GOM_NL__2PRFIN20041123_190953_000000402032_00214_14296_6359.N1	23-NOV-2004 19:09:53	Dark	39.500	124	The Car	2.7640	30000.	79	14296	No
365	GOM_NL__2PRFIN20041123_191415_000000442032_00214_14296_6360.N1	23-NOV-2004 19:14:15	Dark	43.500	41	Eps Car	1.8600	4100.0	87	14296	No
366	GOM_NL__2PRFIN20041123_191546_000000502032_00214_14296_6361.N1	23-NOV-2004 19:15:46	Dark	50.000	34	Gam2Vel	1.7930	23000.	100	14296	No
367	GOM_NL__2PRFIN20041123_191944_000000592032_00214_14296_6362.N1	23-NOV-2004 19:19:44	Dark	59.000	2	Alp Car	-0.73600	7000.0	118	14296	No
368	GOM_NL__2PRFIN20041123_192147_000001082032_00214_14296_6363.N1	23-NOV-2004 19:21:47	Dark	108.00	132	15Rho Pup	2.8030	6900.0	216	14296	No
369	GOM_NL__2PRFIN20041123_192459_000000752032_00214_14296_6364.N1	23-NOV-2004 19:24:59	Dark	75.000	23	21Eps CMa	1.5020	26000.	150	14296	No
370	GOM_NL__2PRFIN20041123_192737_000000422032_00214_14296_6365.N1	23-NOV-2004 19:27:37	Straylight	42.000	157	The1Eri	2.9060	9300.0	84	14296	No
371	GOM_NL__2PRFIN20041123_193230_000001362032_00214_14296_6366.N1	23-NOV-2004 19:32:30	Straylight	135.50	1	9Alp CMa	-1.4400	11000.	271	14296	No
372	GOM_NL__2PRFIN20041123_193636_000000722032_00214_14296_6367.N1	23-NOV-2004 19:36:36	Straylight	71.500	7	19Bet Ori	0.10000	14000.	143	14296	No
373	GOM_NL__2PRFIN20041123_194017_000000762032_00214_14296_6368.N1	23-NOV-2004 19:40:17	Tw_i_and_stray	76.000	30	46Eps Ori	1.6940	30000.	152	14296	No
374	GOM_NL__2PRFIN20041123_194510_000000402032_00214_14296_6369.N1	23-NOV-2004 19:45:10	Bright	39.500	105	6Bet Ari	2.6450	8900.0	79	14296	No
375	GOM_NL__2PRFIN20041123_194859_000000382032_00214_14296_6370.N1	23-NOV-2004 19:48:59	Bright	37.500	173	4Bet Tri	3.0040	8900.0	75	14296	No
376	GOM_NL__2PRFIN20041123_195047_000000392032_00214_14296_6371.N1	23-NOV-2004 19:50:47	Bright	38.500	79	26Bet Per	2.3100	13100.	77	14296	No
377	GOM_NL__2PRFIN20041123_195315_000000392032_00214_14296_6372.N1	23-NOV-2004 19:53:15	Bright	39.000	175	39Del Per	3.0100	19400.	78	14296	No
378	GOM_NL__2PRFIN20041123_195549_000000402032_00214_14296_6373.N1	23-NOV-2004 19:55:49	Bright	39.500	68	18Alp Cas	2.2250	4500.0	79	14296	No
379	GOM_NL__2PRFIN20041123_195702_000000372032_00214_14296_6374.N1	23-NOV-2004 19:57:02	Bright	37.000	74	11Bet Cas	2.2680	6600.0	74	14296	No
380	GOM_NL__2PRFIN20041123_200413_000000382032_00214_14296_6375.N1	23-NOV-2004 20:04:13	Bright	38.000	49	1Alp UMi	1.9900	6300.0	76	14296	No
381	GOM_NL__2PRFIN20041123_200847_000000382032_00214_14296_6376.N1	23-NOV-2004 20:08:47	Bright	38.000	60	7Bet UMi	2.0810	3950.0	76	14296	No
382	GOM_NL__2PRFIN20041123_201105_000000392032_00214_14296_6377.N1	23-NOV-2004 20:11:05	Bright	38.500	119	14Eta Dra	2.7270	4700.0	77	14296	No
383	GOM_NL__2PRFIN20041123_201302_000000462032_00214_14296_6378.N1	23-NOV-2004 20:13:02	Bright	46.000	82	48Bet UMa	2.3650	10600.	92	14296	No
384	GOM_NL__2PRFIN20041123_201434_000000442032_00214_14296_6379.N1	23-NOV-2004 20:14:34	Bright	44.000	87	64Gam UMa	2.4330	11000.	88	14296	No
385	GOM_NL__2PRFIN20041123_201604_000000392032_00214_14296_6380.N1	23-NOV-2004 20:16:04	Bright	38.500	39	85Eta UMa	1.8540	24000.	77	14296	No
386	GOM_NL__2PRFIN20041123_201849_000000372032_00214_14296_6381.N1	23-NOV-2004 20:18:49	Bright	37.000	180	27Gam Boo	3.0400	8000.0	74	14296	No
387	GOM_NL__2PRFIN20041123_202146_000000392032_00214_14296_6382.N1	23-NOV-2004 20:21:46	Bright	38.500	83		2.3780	11000.	77	14296	No
388	GOM_NL__2PRFIN20041123_202419_000000352032_00214_14296_6383.N1	23-NOV-2004 20:24:19	Bright	34.500	3	16Alp Boo	-0.050000	4250.0	69	14296	No
389	GOM_NL__2PRFIN20041123_202708_000000572032_00214_14296_6384.N1	23-NOV-2004 20:27:08	Bright	57.000	96	68Del Leo	2.5600	9300.0	114	14296	No
390	GOM_NL__2PRFIN20041123_203024_000001212032_00214_14296_6385.N1	23-NOV-2004 20:30:24	Tw_i_and_stray	121.00	51	41Gam1Leo	2.0100	4500.0	242	14296	No
391	GOM_NL__2PRFIN20041123_203707_000002132032_00214_14296_6386.N1	23-NOV-2004 20:37:07	Straylight	212.50	22	32Alp Leo	1.3600	15200.	425	14296	No
392	GOM_NL__2PRFIN20041123_204417_000000402032_00214_14296_6387.N1	23-NOV-2004 20:44:17	Dark	40.000	64	Gam Cen	2.2000	10600.	80	14296	No
393	GOM_NL__2PRFIN20041123_204528_000000412032_00214_14296_6388.N1	23-NOV-2004 20:45:28	Dark	40.500	99	Del Cen	2.5750	26000.	81	14296	No
394	GOM_NL__2PRFIN20041123_204653_000000452032_00214_14296_6389.N1	23-NOV-2004 20:46:53	Dark	44.500	20	Bet Cru	1.2530	30000.	89	14296	No
395	GOM_NL__2PRFIN20041123_204803_000000392032_00215_14297_6358.N1	23-NOV-2004 20:48:03	Dark	38.500	12	Alp1Cru	0.77500	30000.	77	14297	No
396	GOM_NL__2PRFIN20041123_205029_000000402032_00215_14297_6359.N1	23-NOV-2004 20:50:29	Dark	39.500	124	The Car	2.7640	30000.	79	14297	No

397	GOM_NL__2PRFIN20041123_205452_000000462032_00215_14297_6360.N1	23-NOV-2004 20:54:52	Dark	46.000	41	Eps Car	1.8600	4100.0	92	14297	No
398	GOM_NL__2PRFIN20041123_205623_000000512032_00215_14297_6361.N1	23-NOV-2004 20:56:23	Dark	50.500	34	Gam2Vel	1.7930	23000.	101	14297	No
399	GOM_NL__2PRFIN20041123_210020_000000552032_00215_14297_6362.N1	23-NOV-2004 21:00:20	Dark	54.500	2	Alp Car	-0.73600	7000.0	109	14297	No
400	GOM_NL__2PRFIN20041123_210225_000001102032_00215_14297_6363.N1	23-NOV-2004 21:02:25	Dark	109.50	132	15Rho Pup	2.8030	6900.0	219	14297	No
401	GOM_NL__2PRFIN20041123_210536_000000762032_00215_14297_6364.N1	23-NOV-2004 21:05:36	Dark	75.500	23	21Eps CMa	1.5020	26000.	151	14297	No
402	GOM_NL__2PRFIN20041123_210814_000000422032_00215_14297_6365.N1	23-NOV-2004 21:08:14	Straylight	41.500	157	The1Eri	2.9060	9300.0	83	14297	No
403	GOM_NL__2PRFIN20041123_211306_000001272032_00215_14297_6366.N1	23-NOV-2004 21:13:06	Straylight	127.00	1	9Alp CMa	-1.4400	11000.	254	14297	No
404	GOM_NL__2PRFIN20041123_211709_000000702032_00215_14297_6367.N1	23-NOV-2004 21:17:09	Straylight	70.000	7	19Bet Ori	0.10000	14000.	140	14297	No
405	GOM_NL__2PRFIN20041123_212053_000000752032_00215_14297_6368.N1	23-NOV-2004 21:20:53	Tw_i_and_stray	75.000	30	46Eps Ori	1.6940	30000.	150	14297	No
406	GOM_NL__2PRFIN20041123_212546_000000392032_00215_14297_6369.N1	23-NOV-2004 21:25:46	Bright	38.500	105	6Bet Ari	2.6450	8900.0	77	14297	No
407	GOM_NL__2PRFIN20041123_212935_000000372032_00215_14297_6370.N1	23-NOV-2004 21:29:35	Bright	36.500	173	4Bet Tri	3.0040	8900.0	73	14297	No
408	GOM_NL__2PRFIN20041123_213123_000000402032_00215_14297_6371.N1	23-NOV-2004 21:31:23	Bright	40.000	79	26Bet Per	2.3100	13100.	80	14297	No
409	GOM_NL__2PRFIN20041123_213351_000000392032_00215_14297_6372.N1	23-NOV-2004 21:33:51	Bright	39.000	175	39Del Per	3.0100	19400.	78	14297	No
410	GOM_NL__2PRFIN20041123_213625_000000382032_00215_14297_6373.N1	23-NOV-2004 21:36:25	Bright	38.000	68	18Alp Cas	2.2250	4500.0	76	14297	No
411	GOM_NL__2PRFIN20041123_213738_000000382032_00215_14297_6374.N1	23-NOV-2004 21:37:38	Bright	38.000	74	11Bet Cas	2.2680	6600.0	76	14297	No
412	GOM_NL__2PRFIN20041123_214449_000000352032_00215_14297_6375.N1	23-NOV-2004 21:44:49	Bright	34.500	49	1Alp UMi	1.9900	6300.0	69	14297	No
413	GOM_NL__2PRFIN20041123_214923_000000392032_00215_14297_6376.N1	23-NOV-2004 21:49:23	Bright	39.000	60	7Bet UMi	2.0810	3950.0	78	14297	No
414	GOM_NL__2PRFIN20041123_215141_000000372032_00215_14297_6377.N1	23-NOV-2004 21:51:41	Bright	36.500	119	14Eta Dra	2.7270	4700.0	73	14297	No
415	GOM_NL__2PRFIN20041123_215338_000000462032_00215_14297_6378.N1	23-NOV-2004 21:53:38	Bright	46.000	82	48Bet UMa	2.3650	10600.	92	14297	No
416	GOM_NL__2PRFIN20041123_215511_000000412032_00215_14297_6379.N1	23-NOV-2004 21:55:11	Bright	41.000	87	64Gam UMa	2.4330	11000.	82	14297	No
417	GOM_NL__2PRFIN20041123_215641_000000382032_00215_14297_6380.N1	23-NOV-2004 21:56:41	Bright	37.500	39	85Eta UMa	1.8540	24000.	75	14297	No
418	GOM_NL__2PRFIN20041123_215926_000000442032_00215_14297_6381.N1	23-NOV-2004 21:59:26	Bright	44.000	180	27Gam Boo	3.0400	8000.0	88	14297	No
419	GOM_NL__2PRFIN20041123_220224_000000372032_00215_14297_6382.N1	23-NOV-2004 22:02:24	Bright	36.500	83		2.3780	11000.	73	14297	No
420	GOM_NL__2PRFIN20041123_220455_000000362032_00215_14297_6383.N1	23-NOV-2004 22:04:55	Bright	35.500	3	16Alp Boo	-0.050000	4250.0	71	14297	No
421	GOM_NL__2PRFIN20041123_220743_000000602032_00215_14297_6384.N1	23-NOV-2004 22:07:43	Bright	59.500	96	68Del Leo	2.5600	9300.0	119	14297	No
422	GOM_NL__2PRFIN20041123_221101_000001272032_00215_14297_6385.N1	23-NOV-2004 22:11:01	Tw_i_and_stray	127.00	51	41Gam1Leo	2.0100	4500.0	254	14297	No
423	GOM_NL__2PRFIN20041123_222838_000000502032_00216_14298_6636.N1	23-NOV-2004 22:28:38	Dark	50.000	12	Alp1Cru	0.77500	30000.	100	14298	No
424	GOM_NL__2PRFIN20041123_223105_000000402032_00216_14298_6637.N1	23-NOV-2004 22:31:05	Dark	39.500	124	The Car	2.7640	30000.	79	14298	No
425	GOM_NL__2PRFIN20041123_223528_000000442032_00216_14298_6638.N1	23-NOV-2004 22:35:28	Dark	43.500	41	Eps Car	1.8600	4100.0	87	14298	No
426	GOM_NL__2PRFIN20041123_223700_000000512032_00216_14298_6639.N1	23-NOV-2004 22:37:00	Dark	50.500	34	Gam2Vel	1.7930	23000.	101	14298	No
427	GOM_NL__2PRFIN20041123_224056_000000592032_00216_14298_6640.N1	23-NOV-2004 22:40:56	Dark	59.000	2	Alp Car	-0.73600	7000.0	118	14298	No
428	GOM_NL__2PRFIN20041123_224303_000001132032_00216_14298_6641.N1	23-NOV-2004 22:43:03	Dark	113.00	132	15Rho Pup	2.8030	6900.0	226	14298	No
429	GOM_NL__2PRFIN20041123_224612_000000842032_00216_14298_6642.N1	23-NOV-2004 22:46:12	Dark	83.500	23	21Eps CMa	1.5020	26000.	167	14298	No
430	GOM_NL__2PRFIN20041123_224849_000000432032_00216_14298_6643.N1	23-NOV-2004 22:48:49	Straylight	42.500	157	The1Eri	2.9060	9300.0	85	14298	No
431	GOM_NL__2PRFIN20041123_225342_000001182032_00216_14298_6644.N1	23-NOV-2004 22:53:42	Straylight	117.50	1	9Alp CMa	-1.4400	11000.	235	14298	No
432	GOM_NL__2PRFIN20041123_225747_000000702032_00216_14298_6645.N1	23-NOV-2004 22:57:47	Straylight	70.000	7	19Bet Ori	0.10000	14000.	140	14298	No
433	GOM_NL__2PRFIN20041123_230128_000000802032_00216_14298_6646.N1	23-NOV-2004 23:01:28	Tw_i_and_stray	79.500	30	46Eps Ori	1.6940	30000.	159	14298	No
434	GOM_NL__2PRFIN20041123_230621_000000412032_00216_14298_6647.N1	23-NOV-2004 23:06:21	Bright	40.500	105	6Bet Ari	2.6450	8900.0	81	14298	No
435	GOM_NL__2PRFIN20041123_231011_000000372032_00216_14298_6648.N1	23-NOV-2004 23:10:11	Bright	36.500	173	4Bet Tri	3.0040	8900.0	73	14298	No
436	GOM_NL__2PRFIN20041123_231159_000000402032_00216_14298_6649.N1	23-NOV-2004 23:11:59	Bright	39.500	79	26Bet Per	2.3100	13100.	79	14298	No
437	GOM_NL__2PRFIN20041123_231426_000000402032_00216_14298_6650.N1	23-NOV-2004 23:14:26	Bright	39.500	175	39Del Per	3.0100	19400.	79	14298	No
438	GOM_NL__2PRFIN20041123_231701_000000392032_00216_14298_6651.N1	23-NOV-2004 23:17:01	Bright	38.500	68	18Alp Cas	2.2250	4500.0	77	14298	No
439	GOM_NL__2PRFIN20041123_231814_000000402032_00216_14298_6652.N1	23-NOV-2004 23:18:14	Bright	39.500	74	11Bet Cas	2.2680	6600.0	79	14298	No
440	GOM_NL__2PRFIN20041123_232525_000000372032_00216_14298_6653.N1	23-NOV-2004 23:25:25	Bright	36.500	49	1Alp UMi	1.9900	6300.0	73	14298	No
441	GOM_NL__2PRFIN20041123_232959_000000402032_00216_14298_6654.N1	23-NOV-2004 23:29:59	Bright	39.500	60	7Bet UMi	2.0810	3950.0	79	14298	No
442	GOM_NL__2PRFIN20041123_233217_000000402032_00216_14298_6655.N1	23-NOV-2004 23:32:17	Bright	39.500	119	14Eta Dra	2.7270	4700.0	79	14298	No
443	GOM_NL__2PRFIN20041123_233414_000000462032_00216_14298_6656.N1	23-NOV-2004 23:34:14	Bright	45.500	82	48Bet UMa	2.3650	10600.	91	14298	No
444	GOM_NL__2PRFIN20041123_233546_000000442032_00216_14298_6657.N1	23-NOV-2004 23:35:46	Bright	44.000	87	64Gam UMa	2.4330	11000.	88	14298	No
445	GOM_NL__2PRFIN20041123_233716_000000382032_00216_14298_6658.N1	23-NOV-2004 23:37:16	Bright	37.500	39	85Eta UMa	1.8540	24000.	75	14298	No
446	GOM_NL__2PRFIN20041123_234001_000000392032_00216_14298_6659.N1	23-NOV-2004 23:40:01	Bright	39.000	180	27Gam Boo	3.0400	8000.0	78	14298	No
447	GOM_NL__2PRFIN20041123_234300_000000372032_00216_14298_6660.N1	23-NOV-2004 23:43:00	Bright	36.500	83		2.3780	11000.	73	14298	No
448	GOM_NL__2PRFIN20041123_234531_000000352032_00216_14298_6661.N1	23-NOV-2004 23:45:31	Bright	35.000	3	16Alp Boo	-0.050000	4250.0	70	14298	No
449	GOM_NL__2PRFIN20041123_234821_000000582032_00216_14298_6662.N1	23-NOV-2004 23:48:21	Bright	57.500	96	68Del Leo	2.5600	9300.0	115	14298	No
450	GOM_NL__2PRFIN20041123_235138_000001202032_00216_14298_6663.N1	23-NOV-2004 23:51:38	Tw_i_and_stray	120.00	51	41Gam1Leo	2.0100	4500.0	240	14298	No
451	GOM_NL__2PRFIN20041123_235826_000002412032_00216_14298_6664.N1	23-NOV-2004 23:58:26	Straylight	240.50	22	32Alp Leo	1.3600	15200.	481	14298	No

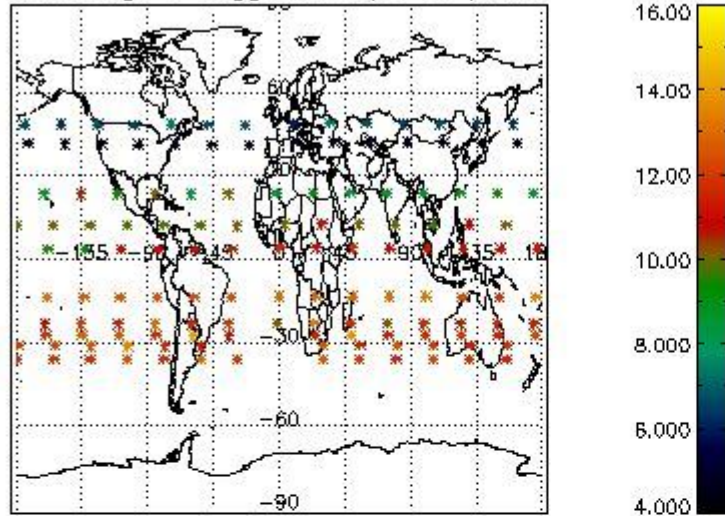
In this section it is plotted some information contained in the Quality Summary data set of the level 2 products. Only products in dark limb conditions and without errors (error flag in the MPH set to "0") are used.

3.1 Plot quality information per product (time dependant)

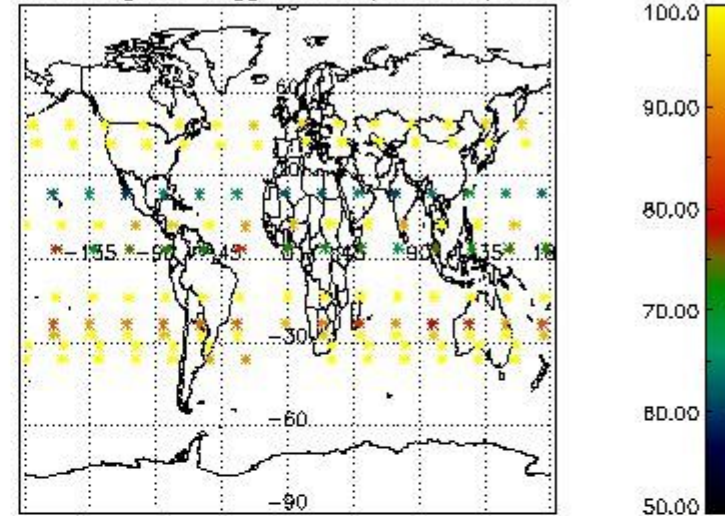


3.2 Plot quality information per product (world map)

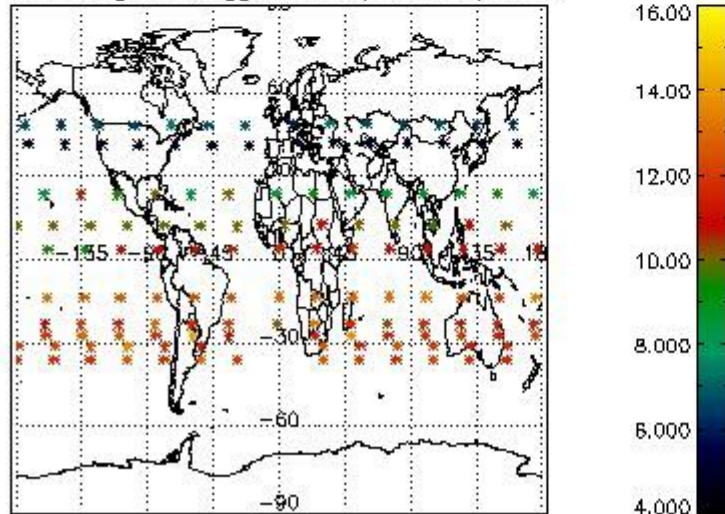
Percentage of flagged data per O3 profile



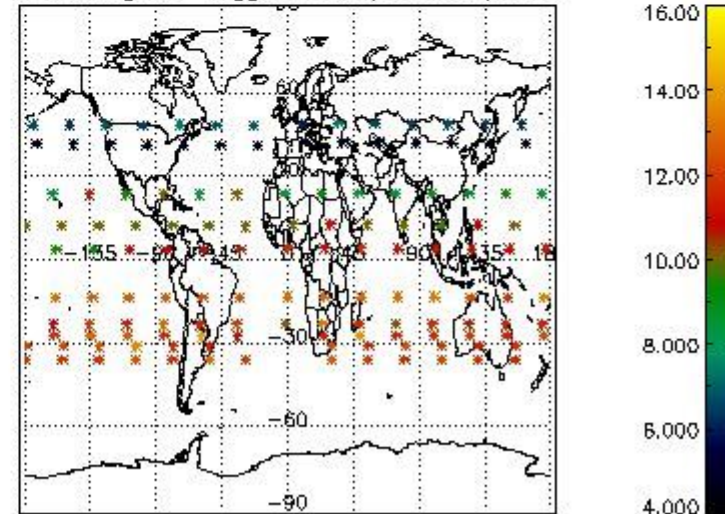
Percentage of flagged data per H2O profile



Percentage of flagged data per NO2 profile



Percentage of flagged data per NO3 profile

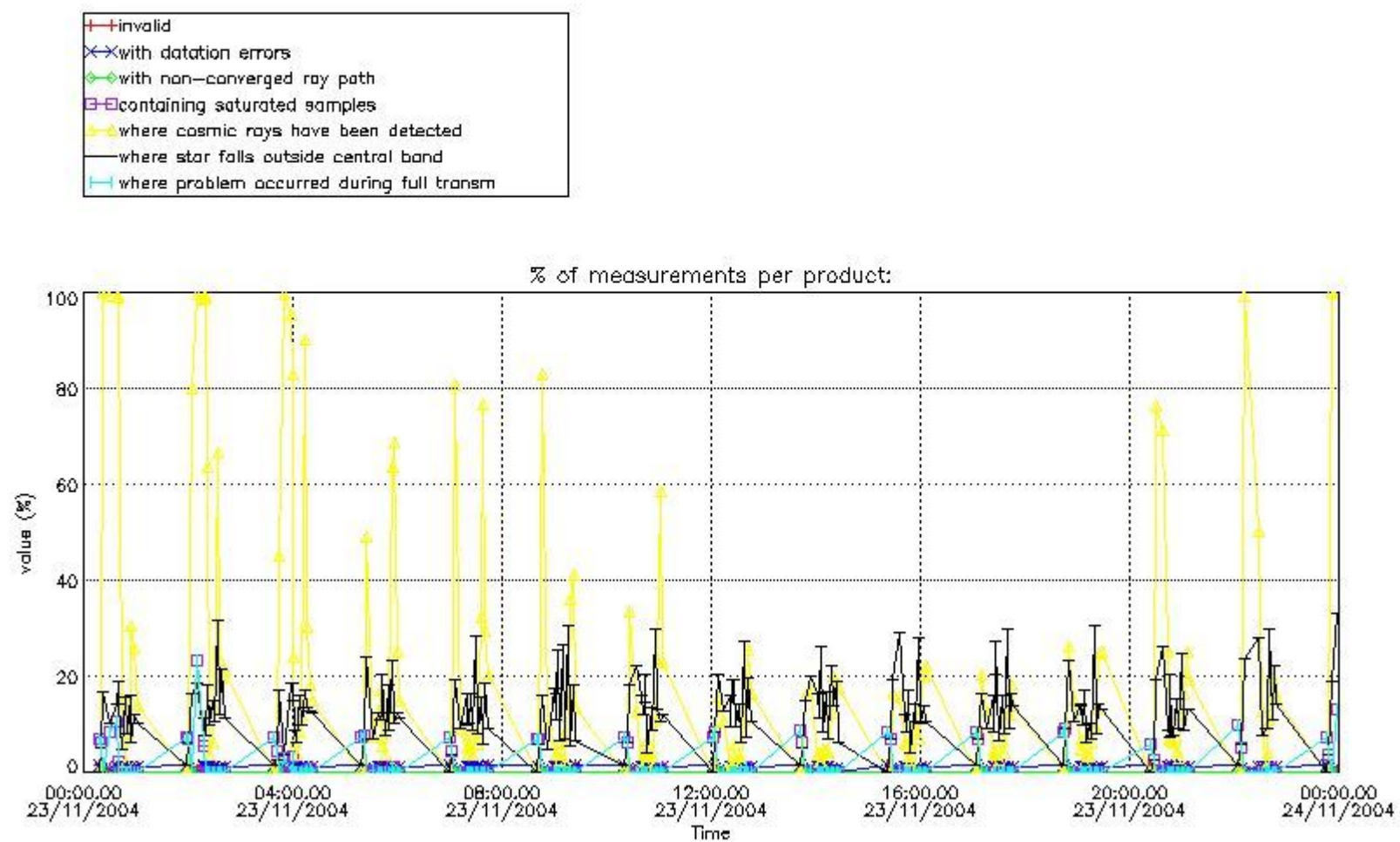


4. Level 1 quality information per product

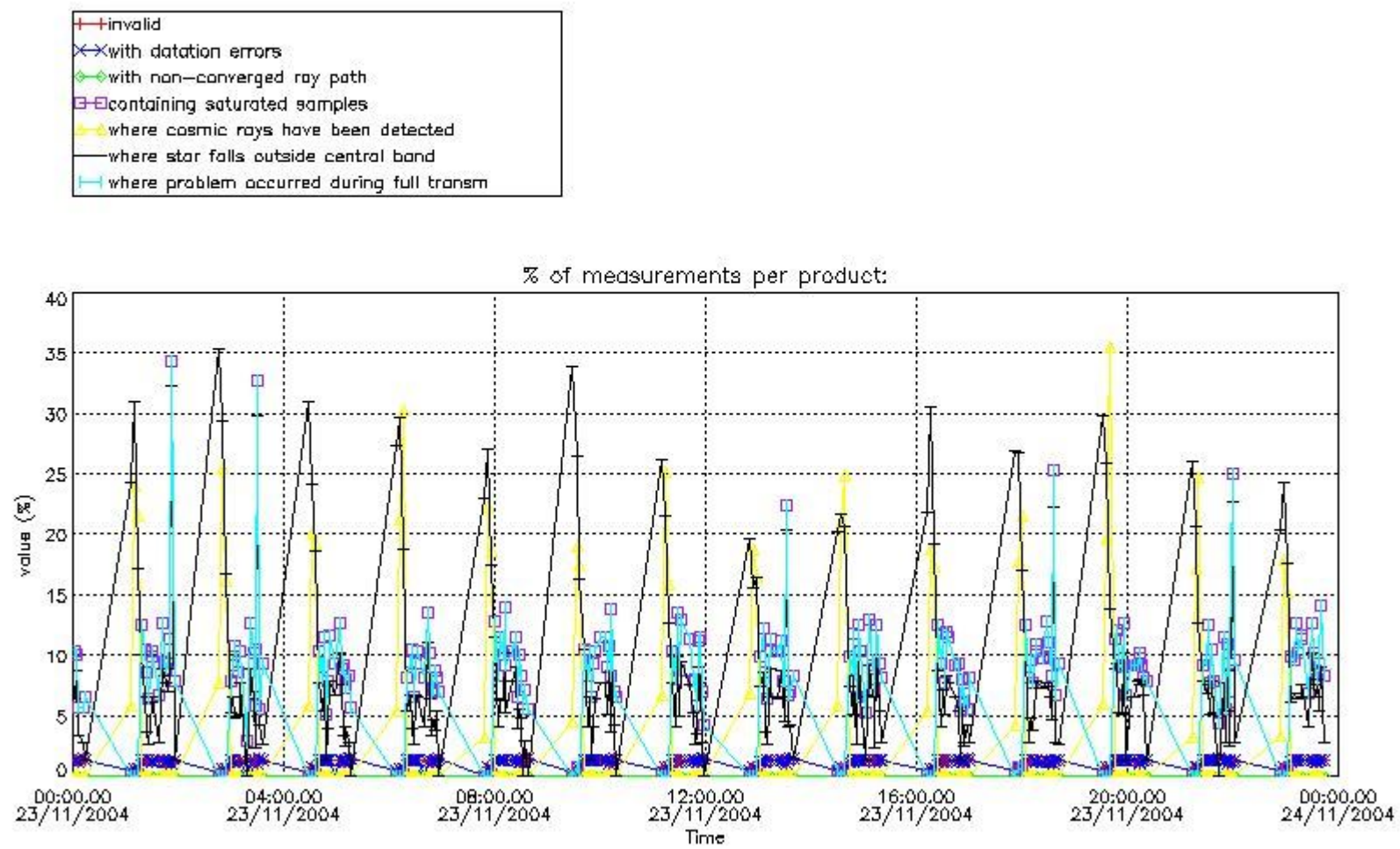
In this section it is plotted some information contained in the Quality Summary data set of the level 2 products that comes from the level 1b processing. Products without errors (error flag in the MPH set to "0") are used.

4.1 Plot quality information per product (time dependant) coming from level 1b processing

4.1.1 Plot level 1 quality information per product (time dependant): ENVISAT ASCENDING passes



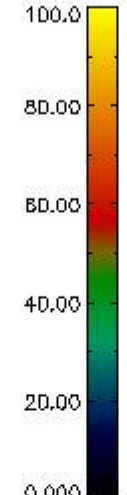
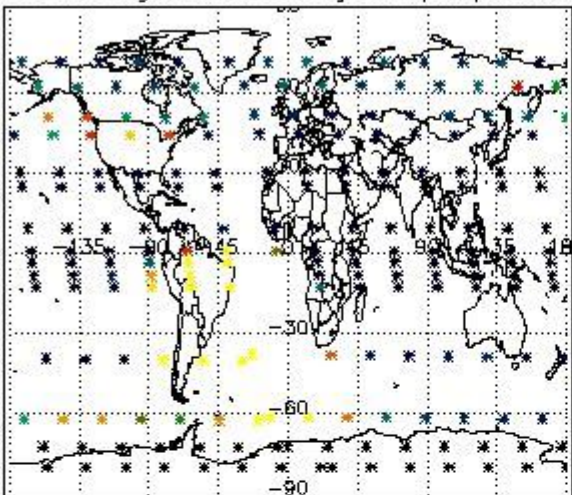
4.1.2 Plot level 1 quality information per product (time dependant): ENVI SAT DESCENDING passes



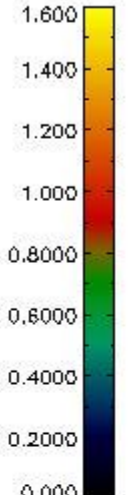
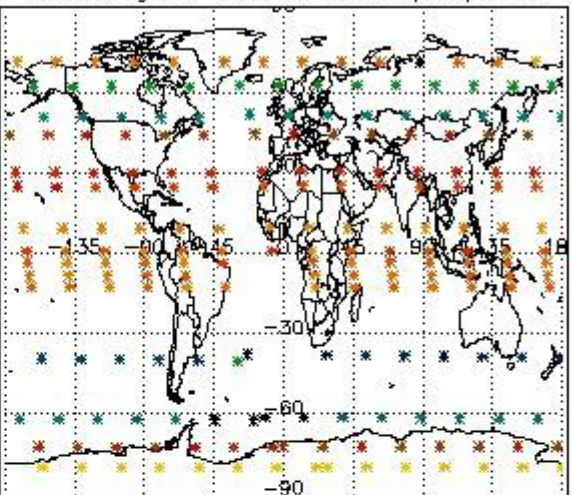
4.2 Plot quality information per product coming from level 1b processing (world map)

4.2.1 Plot level 1 quality information per product (world map): ENVISAT ASCENDING passes

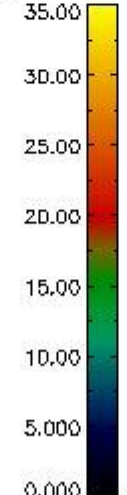
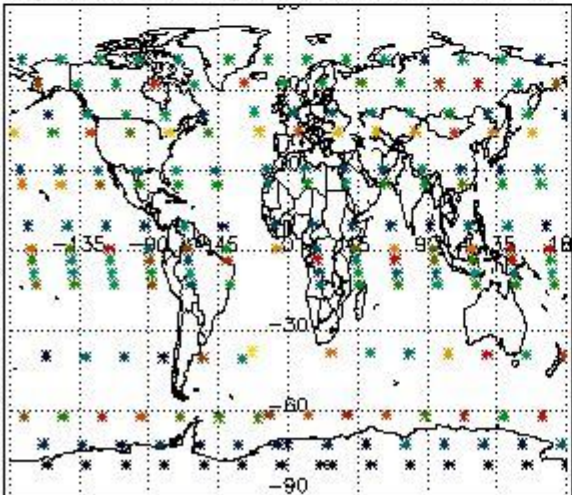
Percentage of cosmic ray hits per profile



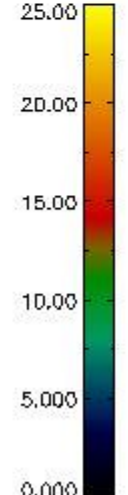
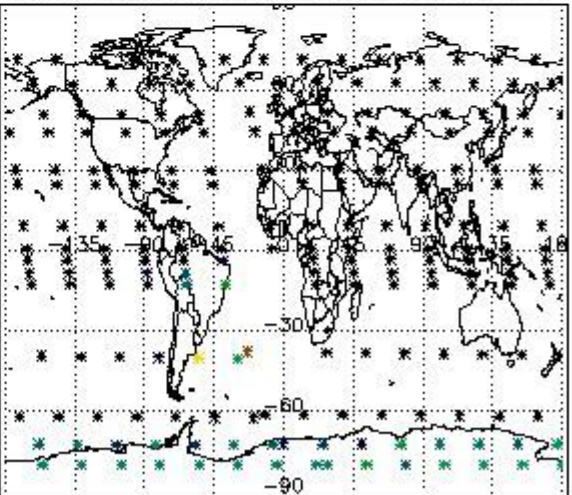
Percentage of datation errors per profile



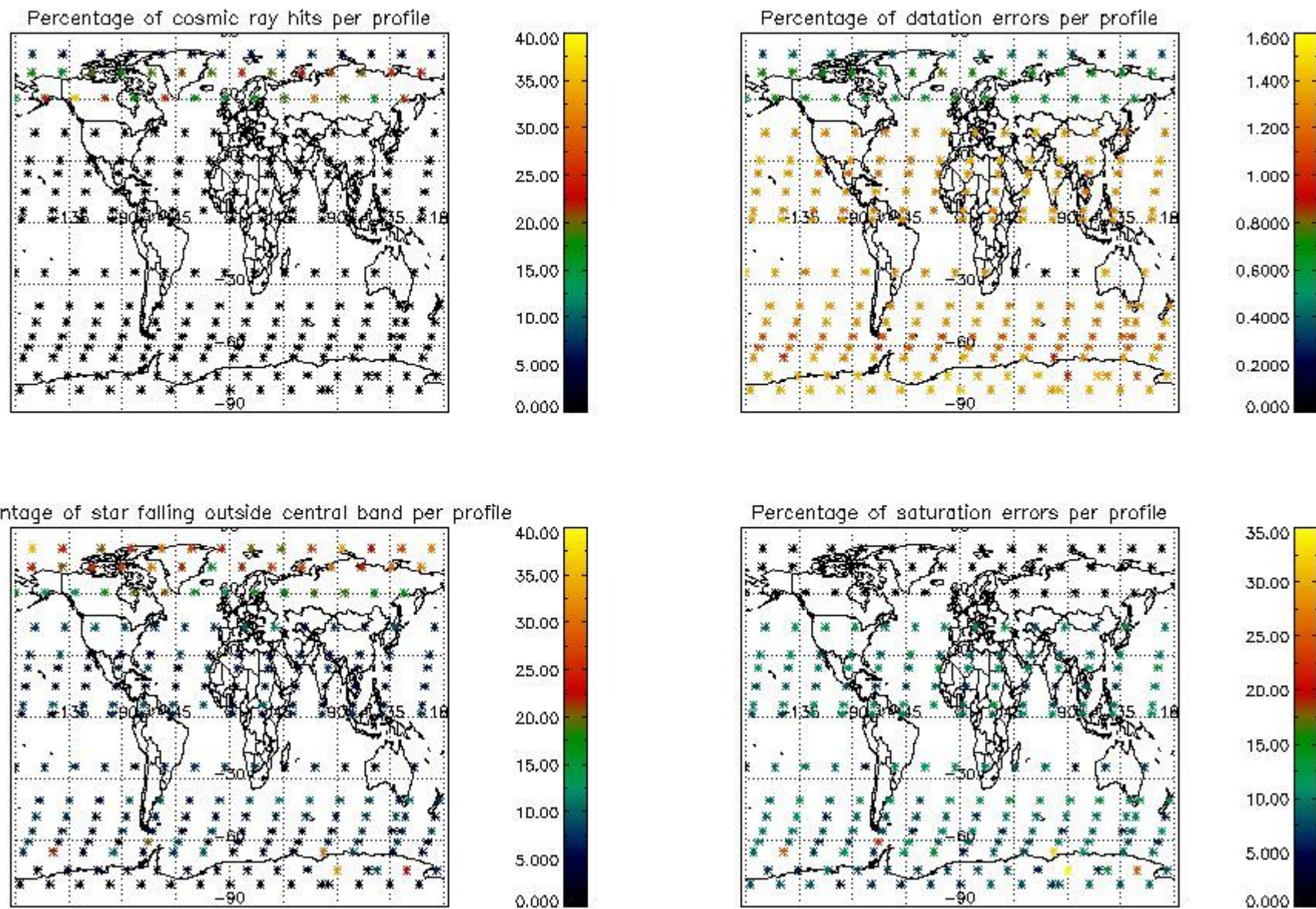
Percentage of star falling outside central band per profile



Percentage of saturation errors per profile



4.2.2 Plot level 1 quality information per product (world map): ENVISAT DESCENDING passes



5. Trace gas profiles

5.1 Ozone statistics based on quality of products

The final quality of the products can be "measured" using the STD (Standard Deviation) attached to every point profile. This information is written to the parameter GOM_NL__2P/NL_LOCAL_SPECIES_DENSITY/o3_std of the level 2 products. The table below shows the statistics for given STD ranges.

The statistics are given with respect to the overall valid production:

- Products without fatal errors: GOM_NL__2P/MPH/PRODUCT_ERR=0
- Valid point profile: GOM_NL__2P/NL_LOCAL_SPECIES_DENSITY/pcd(0)=0

The 'Criteria' is applied to valid points of dark limb products:

- Products in dark limb illumination condition: GOM_NL__2P/NL_SUMMARY_QUALITY/obs_ill_cond=0
- Products without fatal errors: GOM_NL__2P/MPH/PRODUCT_ERR=0
- Valid point profile: GOM_NL__2P/NL_LOCAL_SPECIES_DENSITY/pcd(0)=0

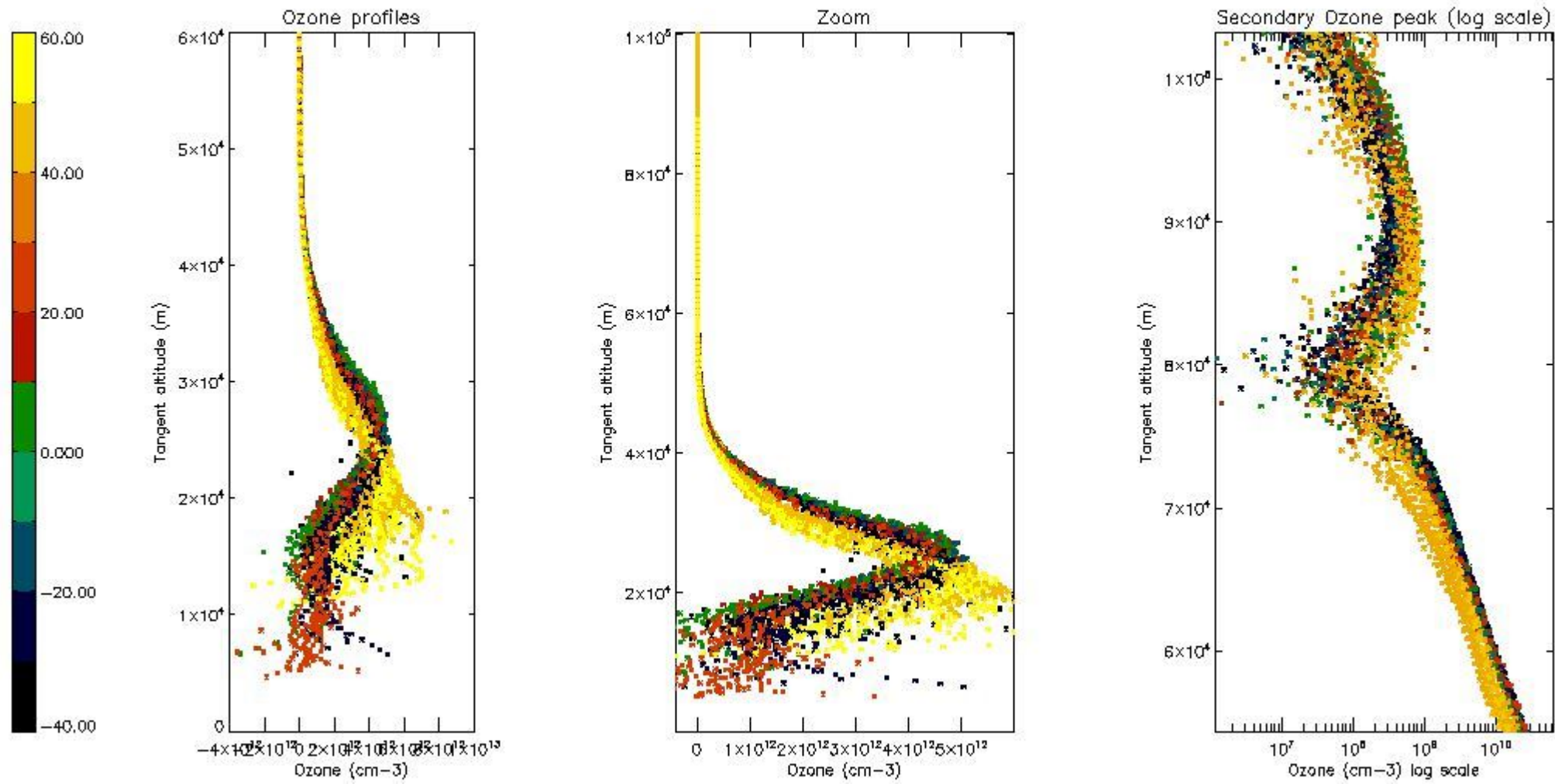
So, the table below shows the percentage of dark limb and valid observations for each criteria with respect to the overall valid daily observations.

Criteria	% of total production
All STD	30
STD < 20	20

STD < 10	17
STD < 5	13

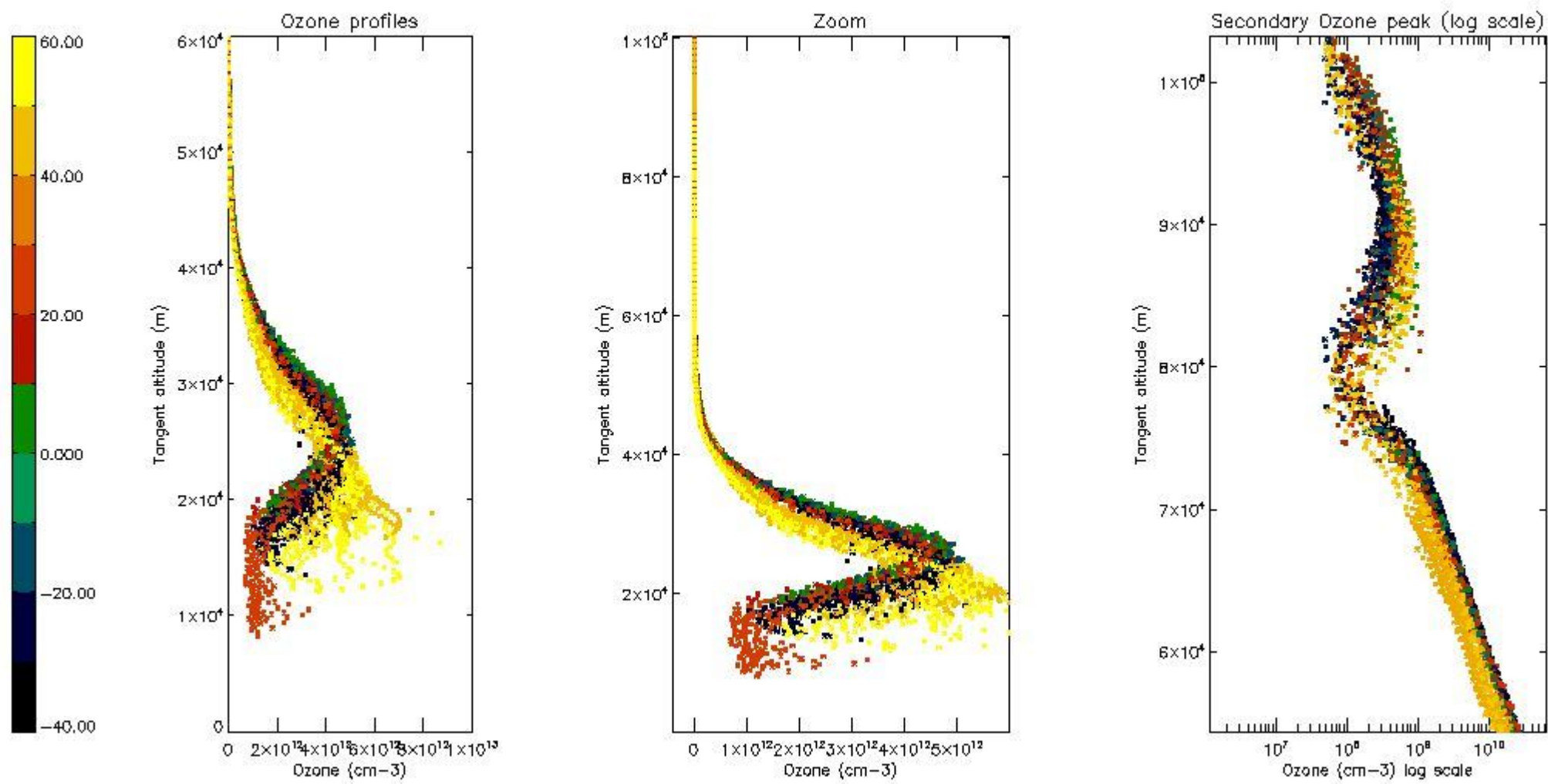
5.2 Plot ozone profiles for all STD (dark without errors)

The colorbar represents the latitude.



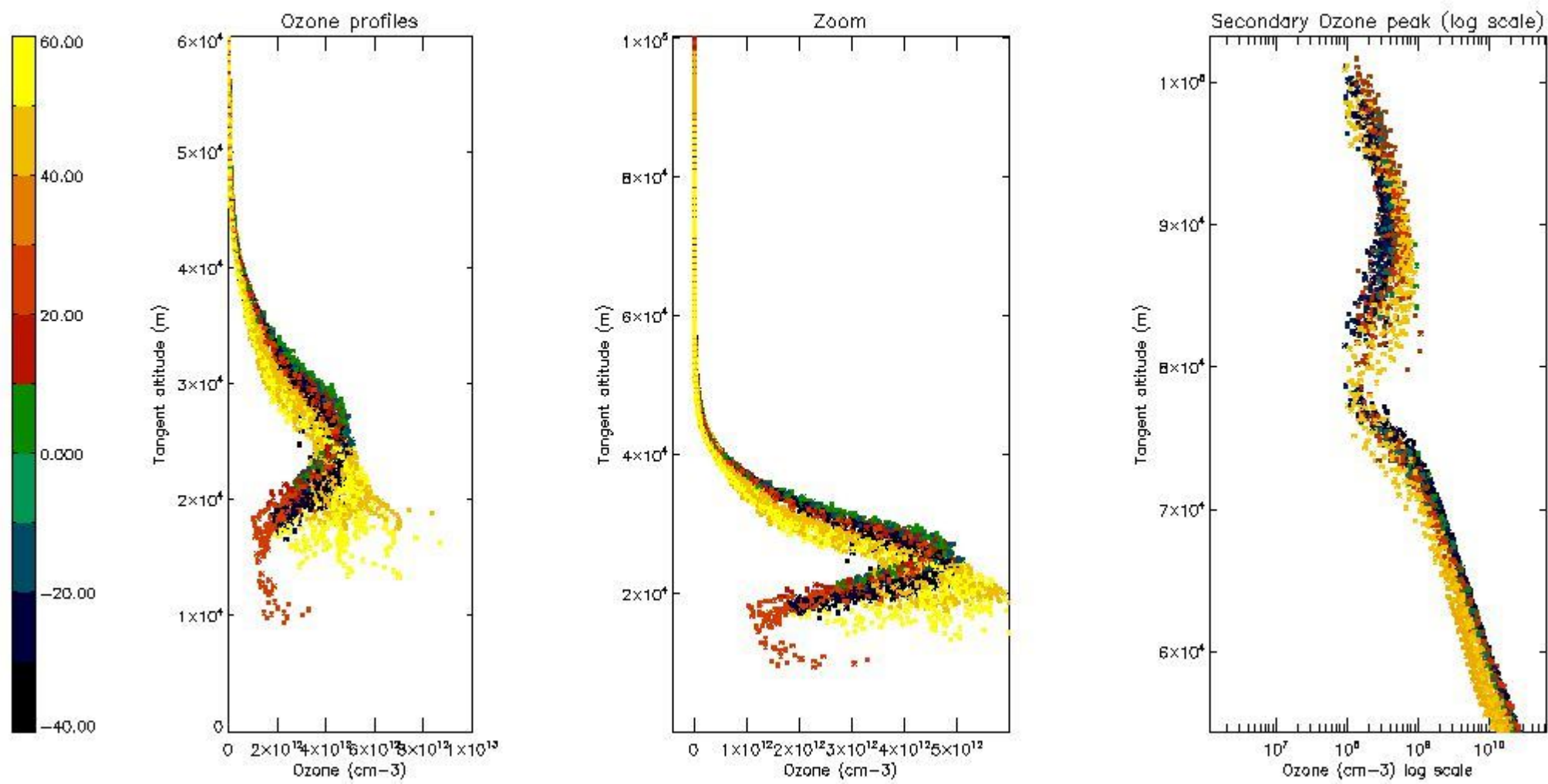
5.3 Plot ozone profiles where STD < 20% (dark without errors)

The colorbar represents the latitude.



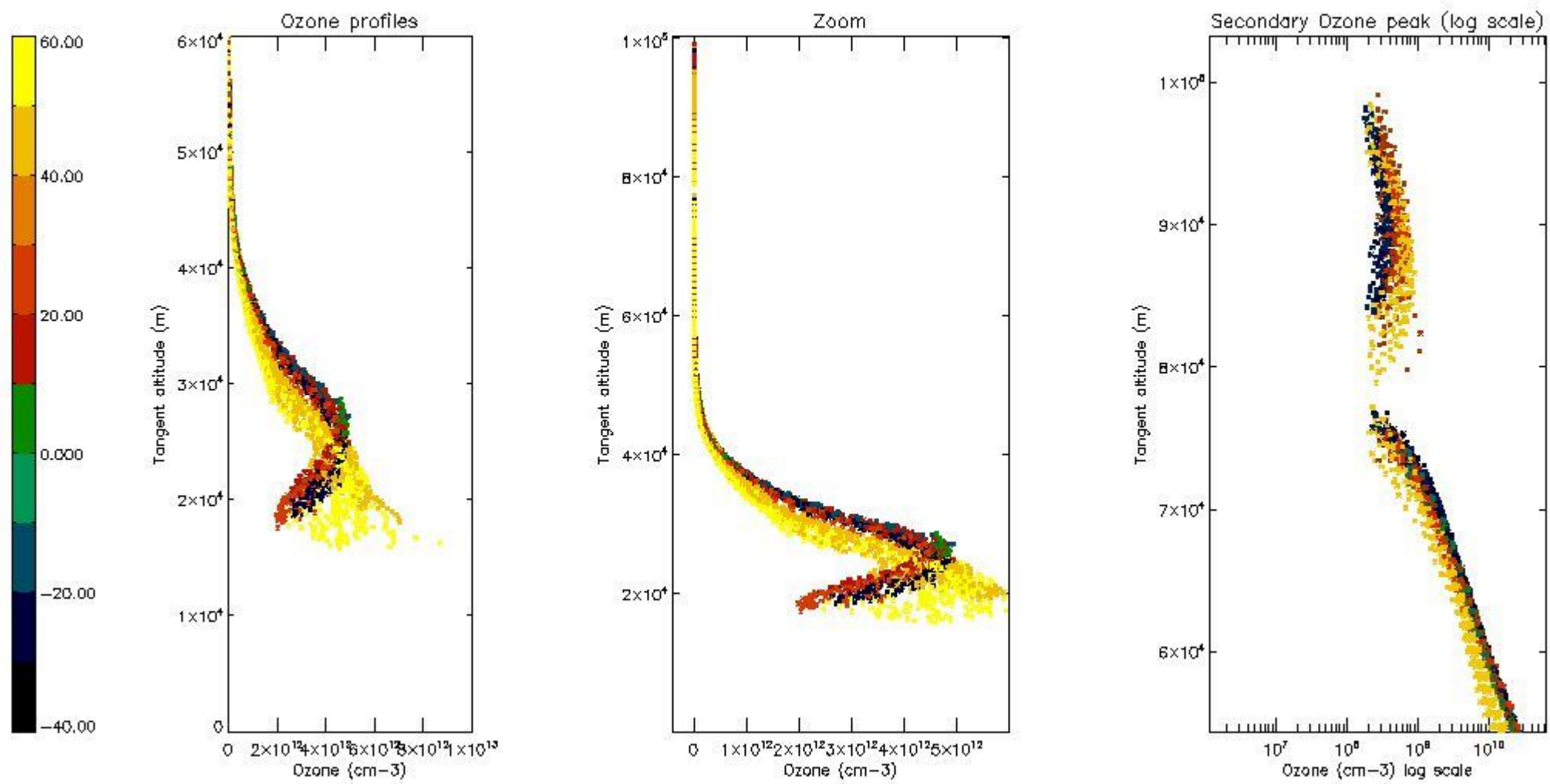
5.4 Plot ozone profiles where STD < 10% (dark without errors)

The colorbar represents the latitude.



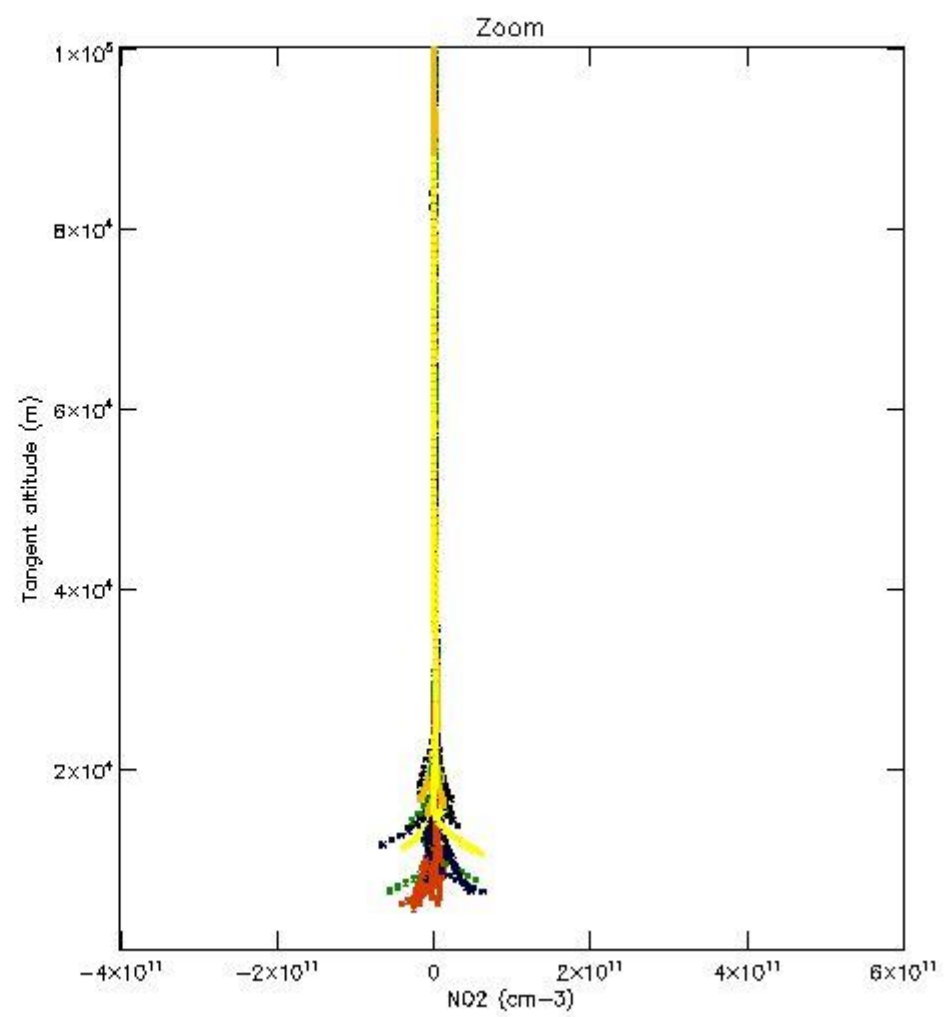
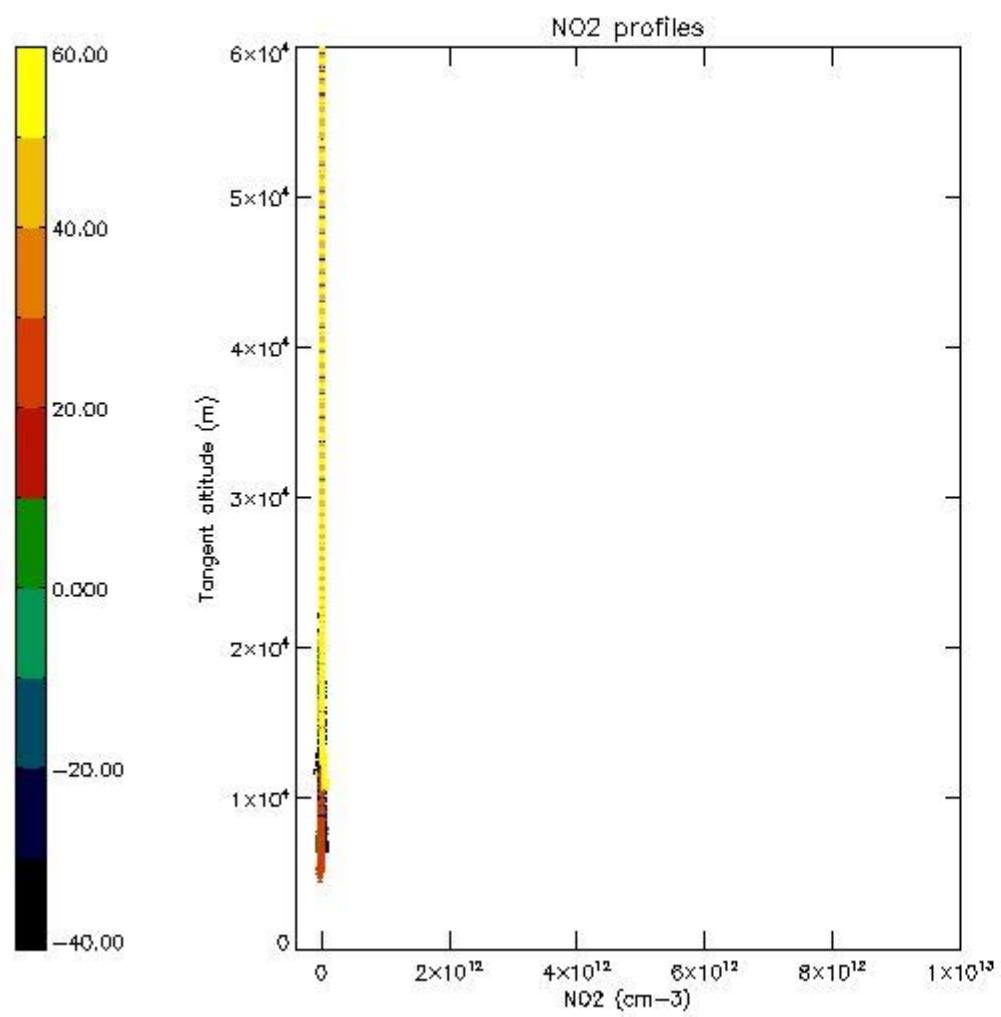
5.5 Plot ozone profiles where STD < 5% (dark without errors)

The colorbar represents the latitude.



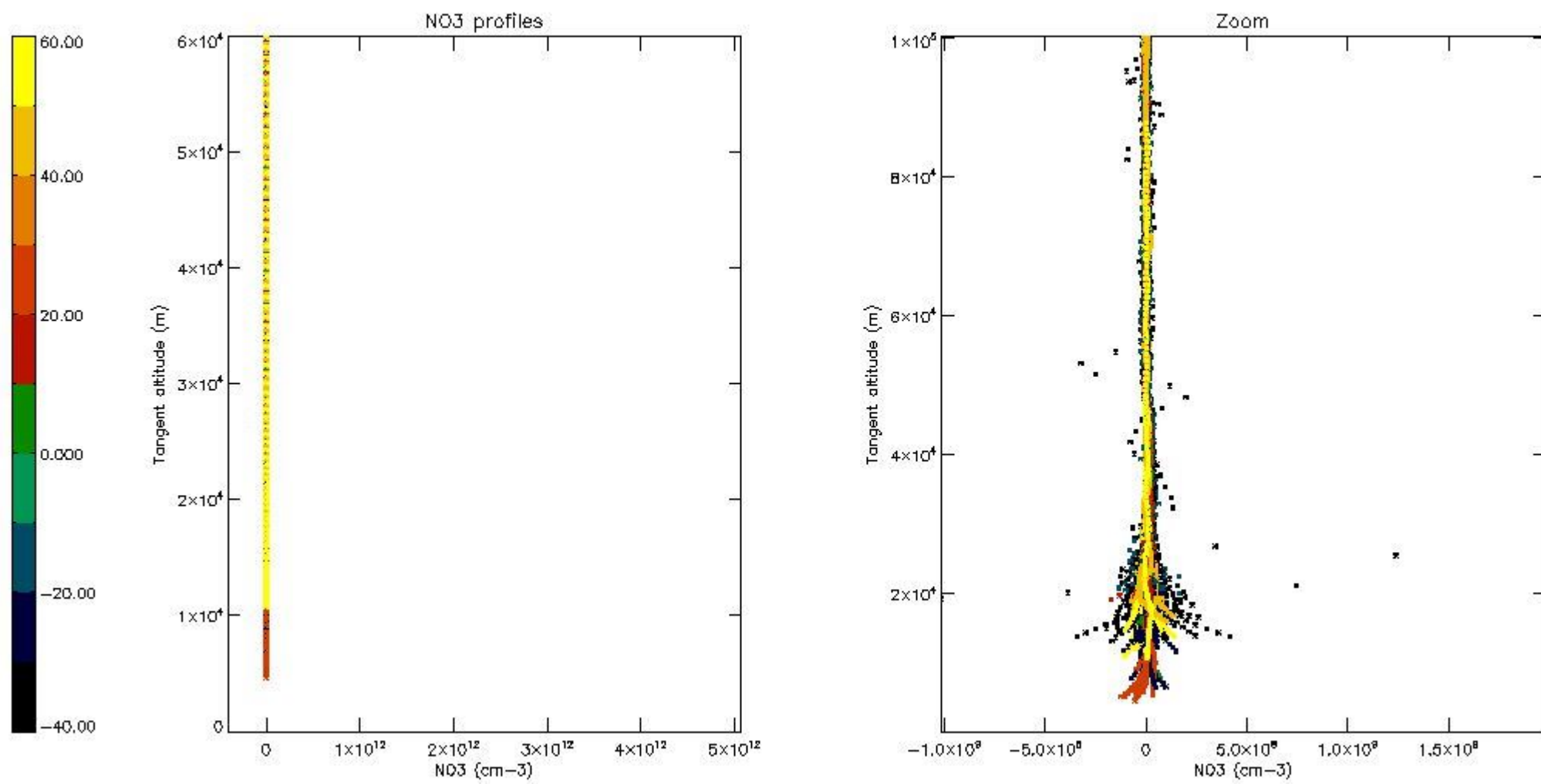
5.6 Plot NO₂ profiles for all STD (dark without errors)

The colorbar represents the latitude.



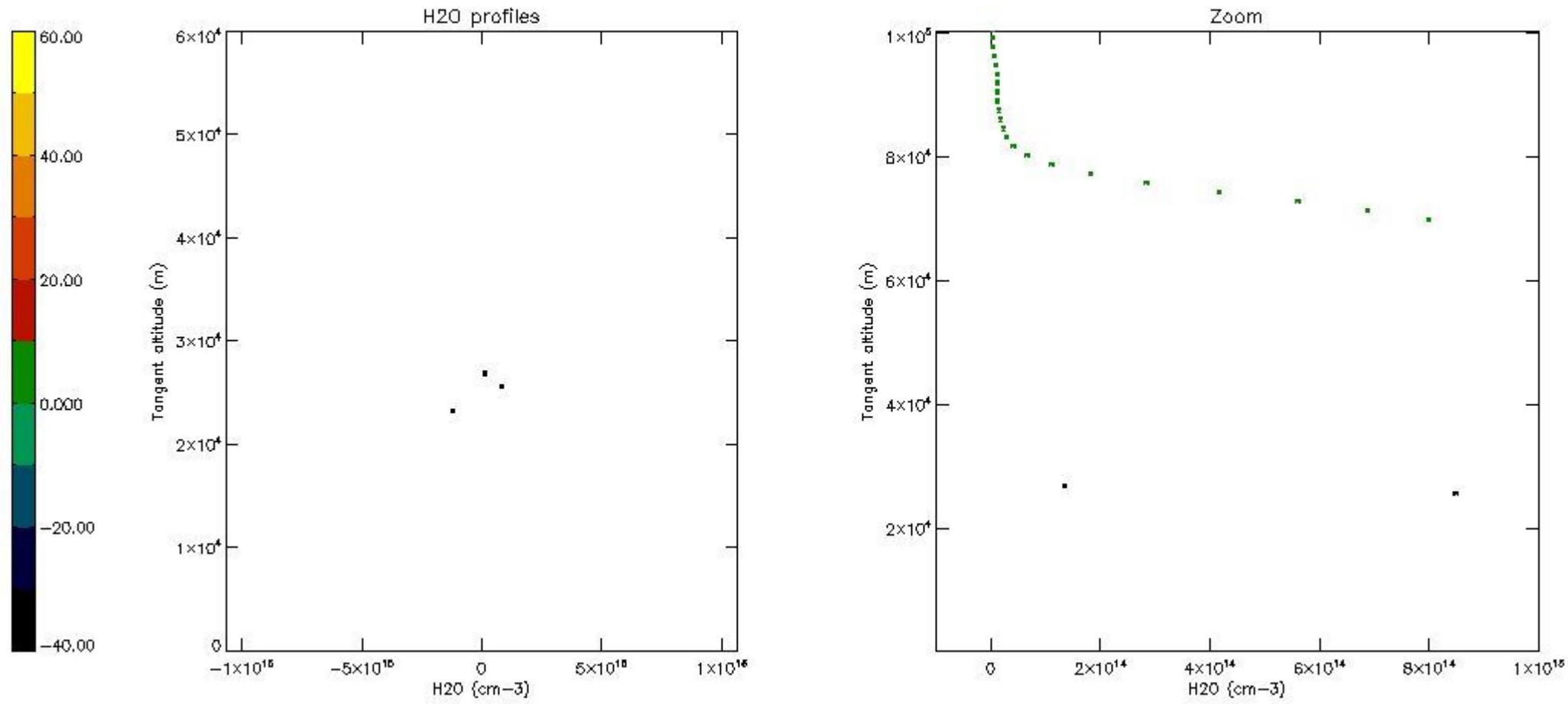
5.7 Plot NO3 profiles for all STD (dark without errors)

The colorbar represents the latitude.



5.8 Plot H2O profiles for all STD (only for occultations of stars 1,2,3,4,13,14,16,26,63 dark without errors)

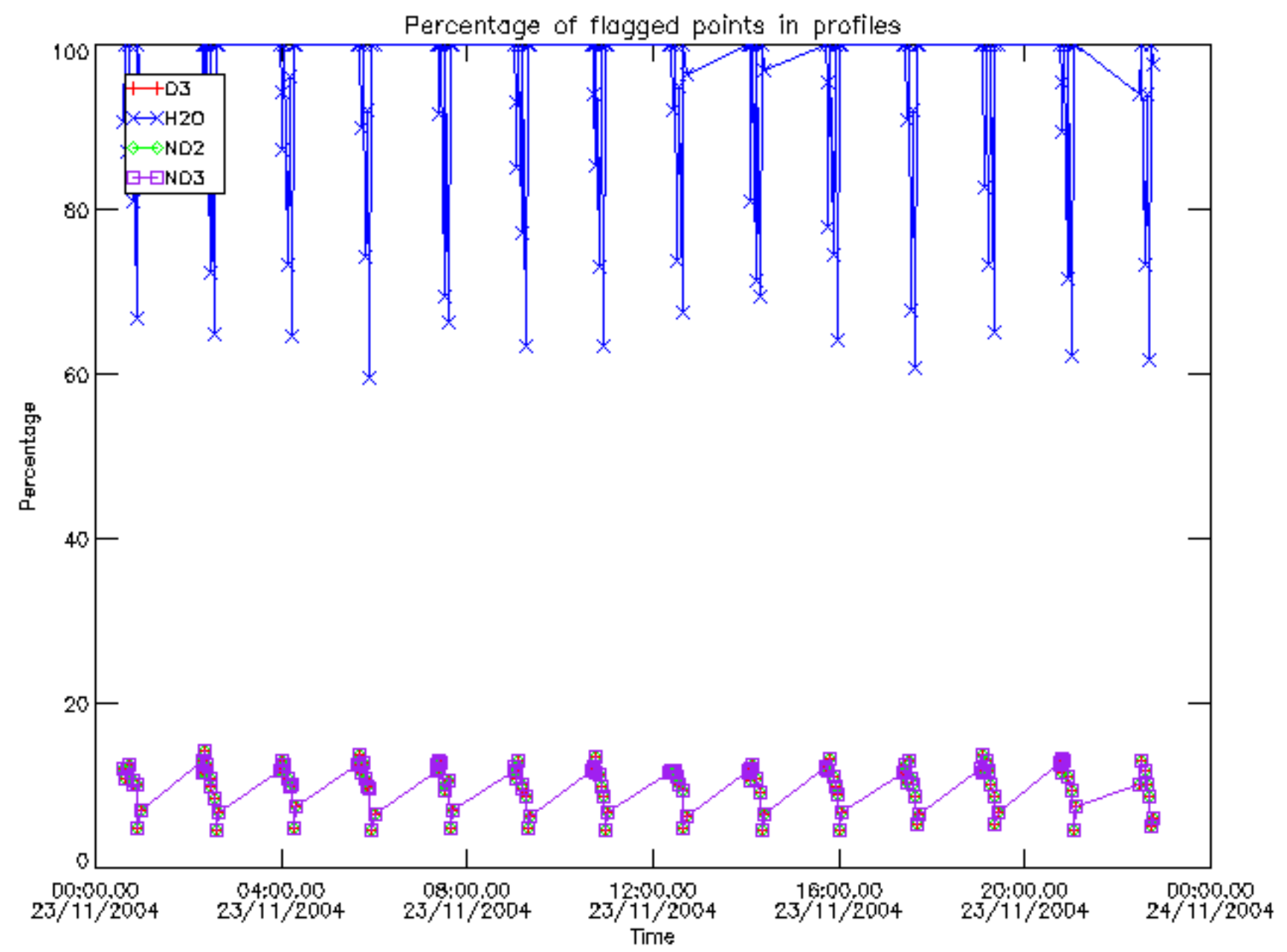
The colorbar represents the latitude.



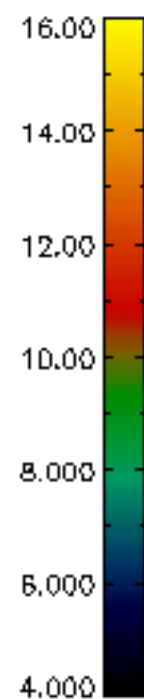
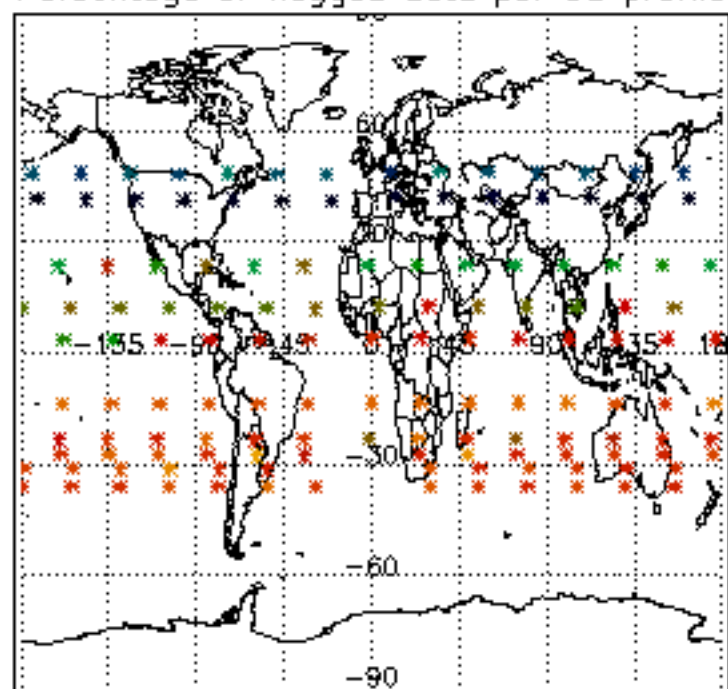
6. Auxiliary Data Files used for the production reported in section 2

The number reported in the third column indicates since which file (see list in section 2) the corresponding auxiliary file has been used. The fourth column is the date of those product files.

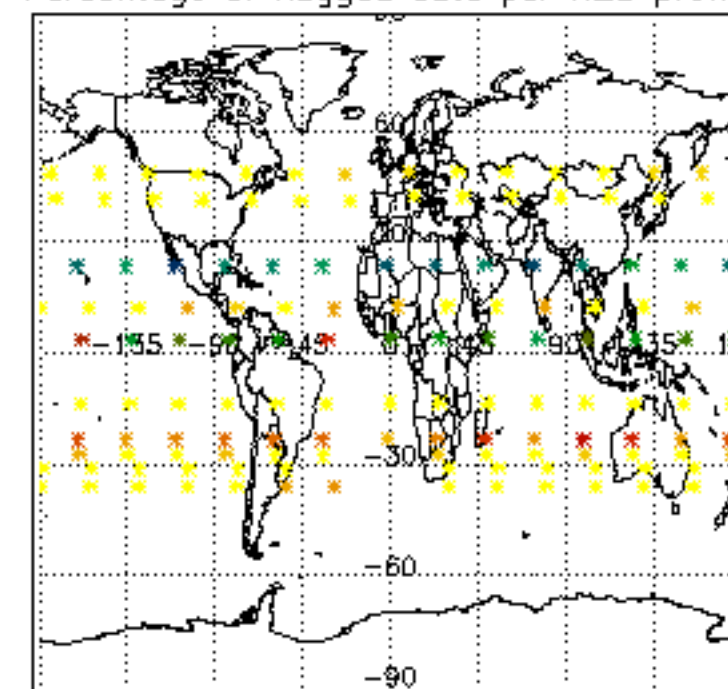
Type	Auxiliary Filename	Used since product	Used since product date
INST_PHYS_CHARACTERISTICS	GOM_INS_AXVIEC20091111_143220_20030716_120000_20500101_000000	1	23-NOV-2004 00:01:34
LEVEL-2_PROC_CONFIG	GOM_PR2_AXVIEC20091111_152718_20020301_000000_20500101_000000	1	23-NOV-2004 00:01:34
CROSS_SECTIONS_FILE	GOM_CRS_AXVIEC20091111_154832_20020301_000000_20500101_000000	1	23-NOV-2004 00:01:34



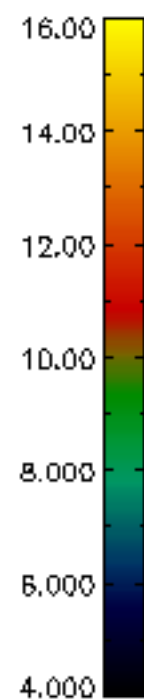
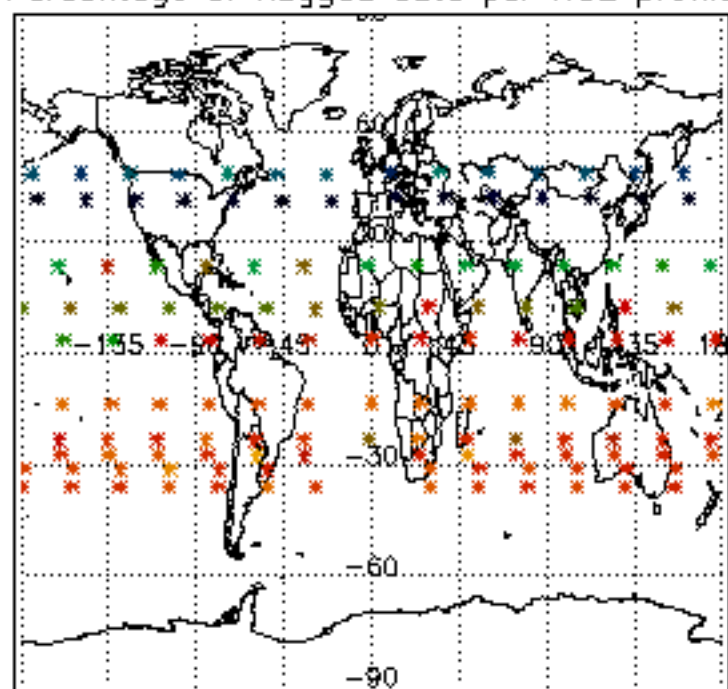
Percentage of flagged data per D3 profile



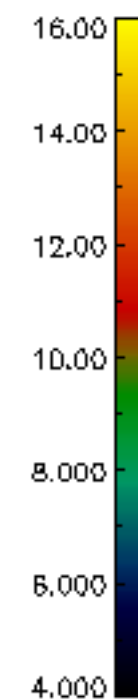
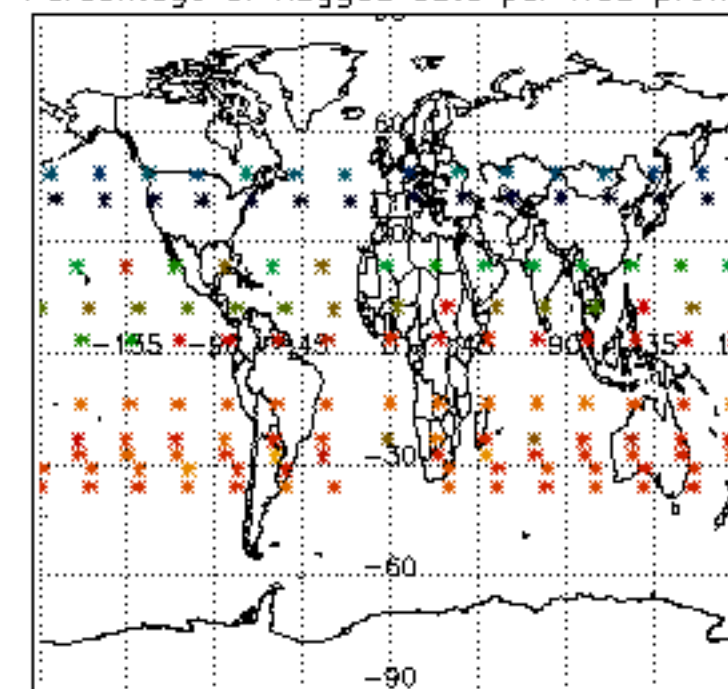
Percentage of flagged data per H2O profile

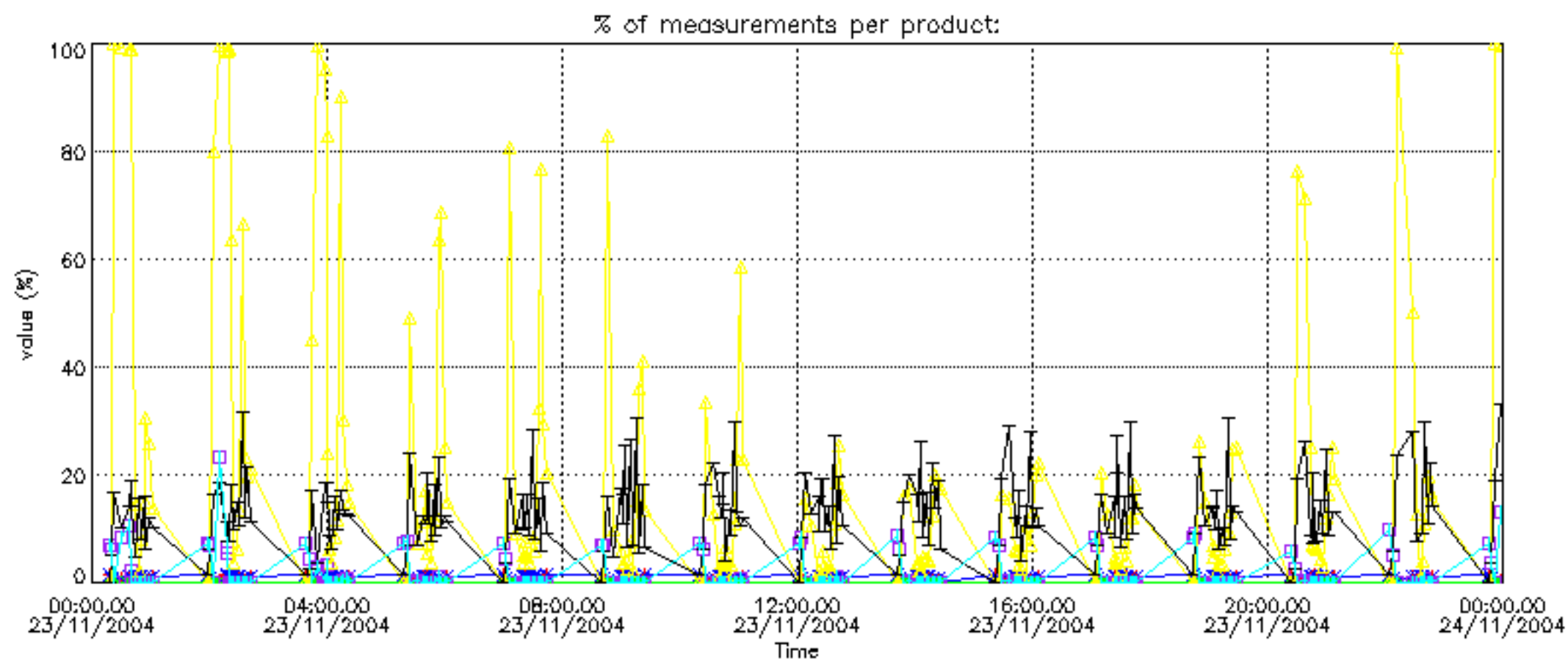


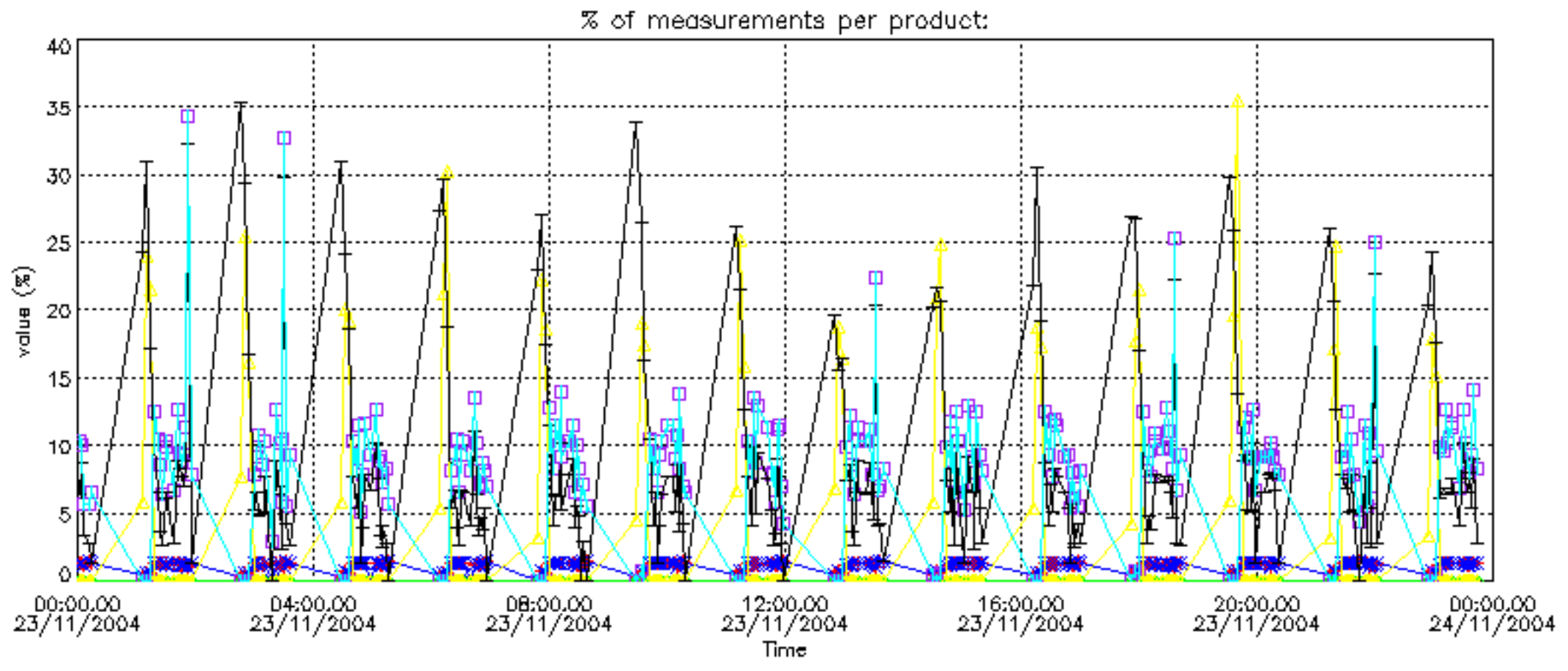
Percentage of flagged data per NO2 profile



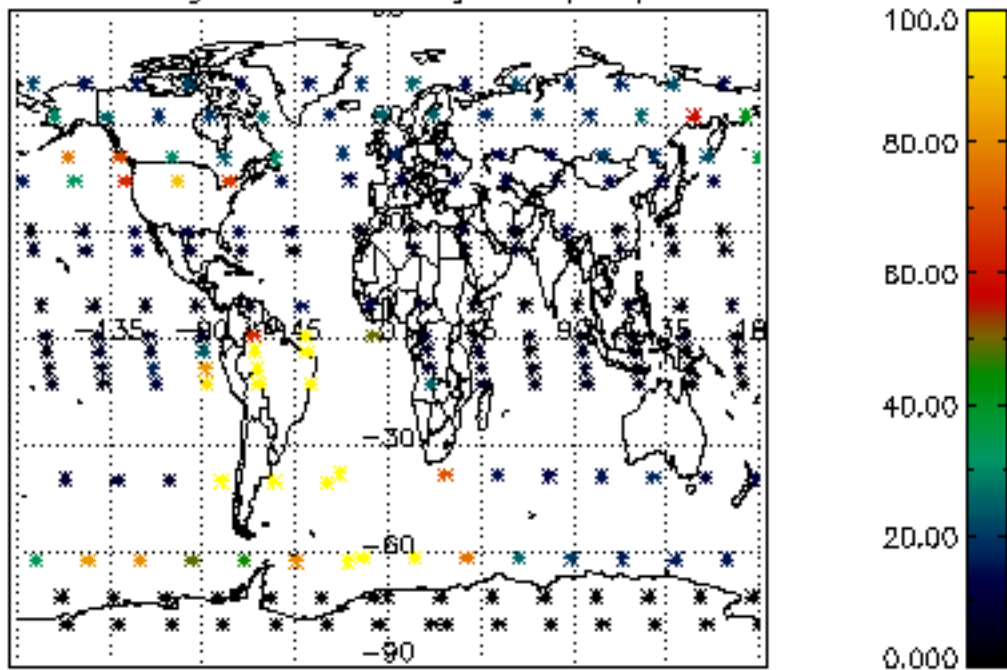
Percentage of flagged data per NO3 profile



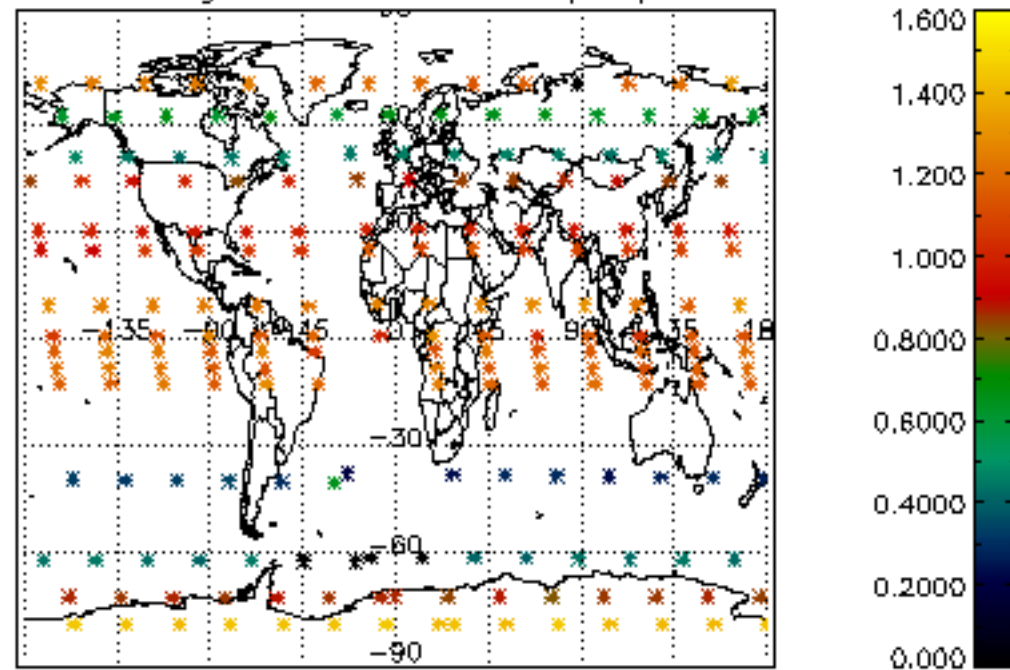




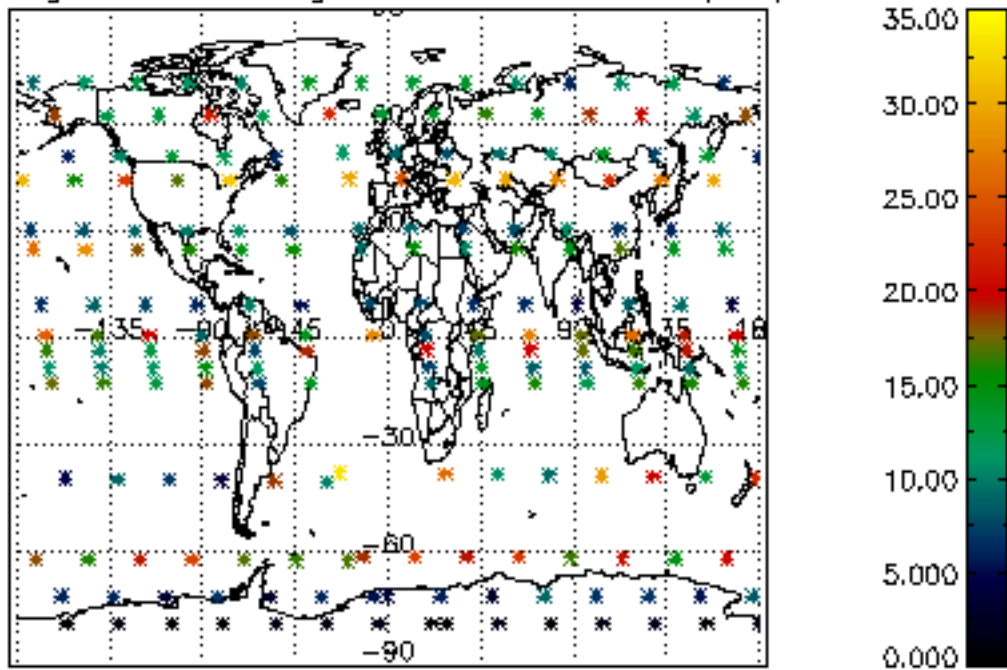
Percentage of cosmic ray hits per profile



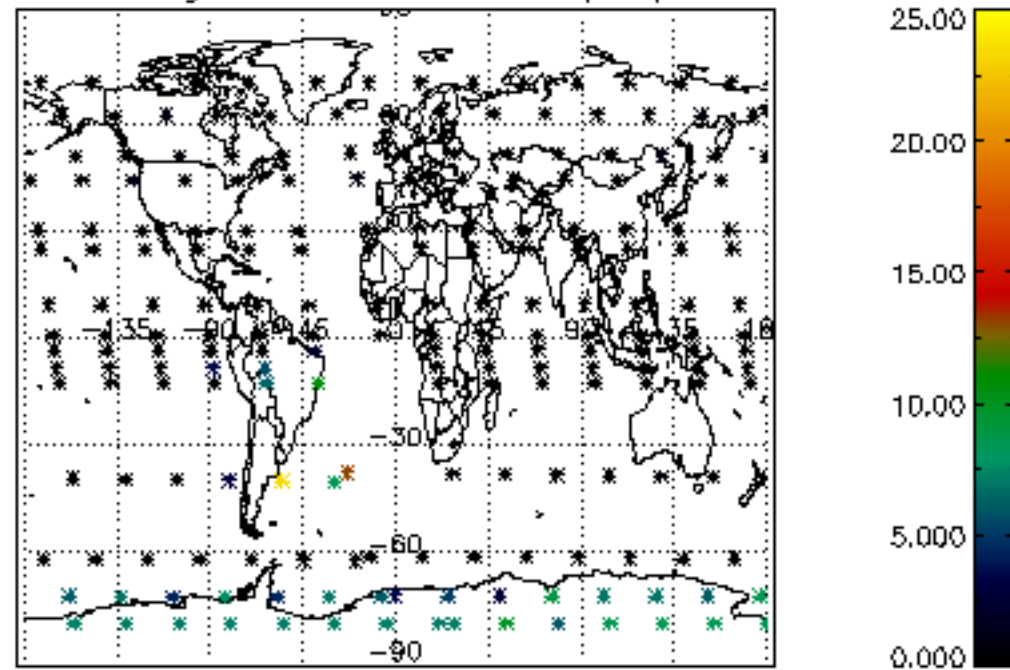
Percentage of datation errors per profile



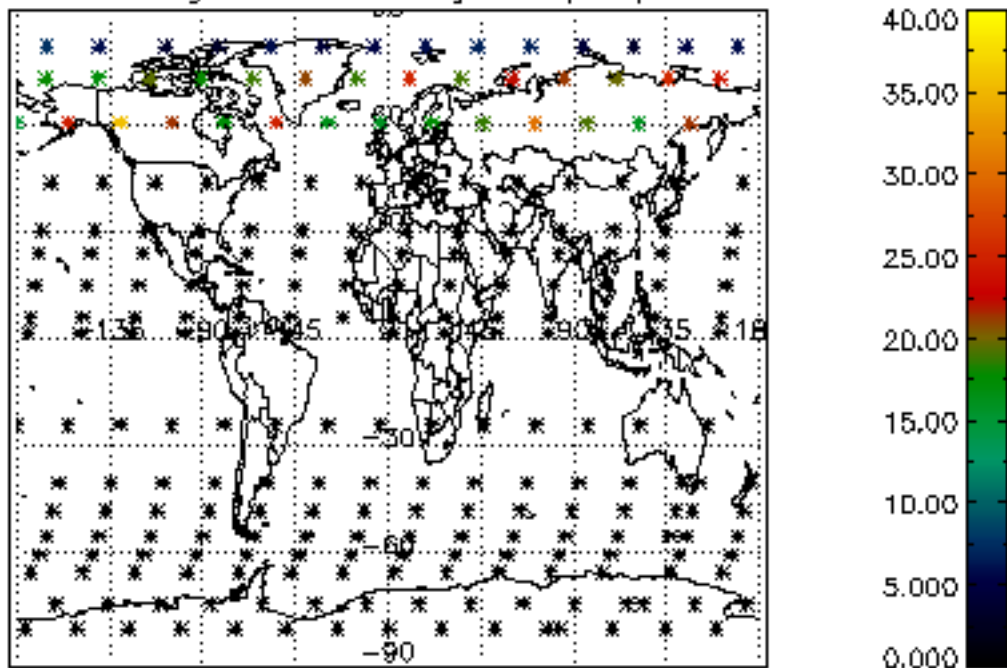
Percentage of star falling outside central band per profile



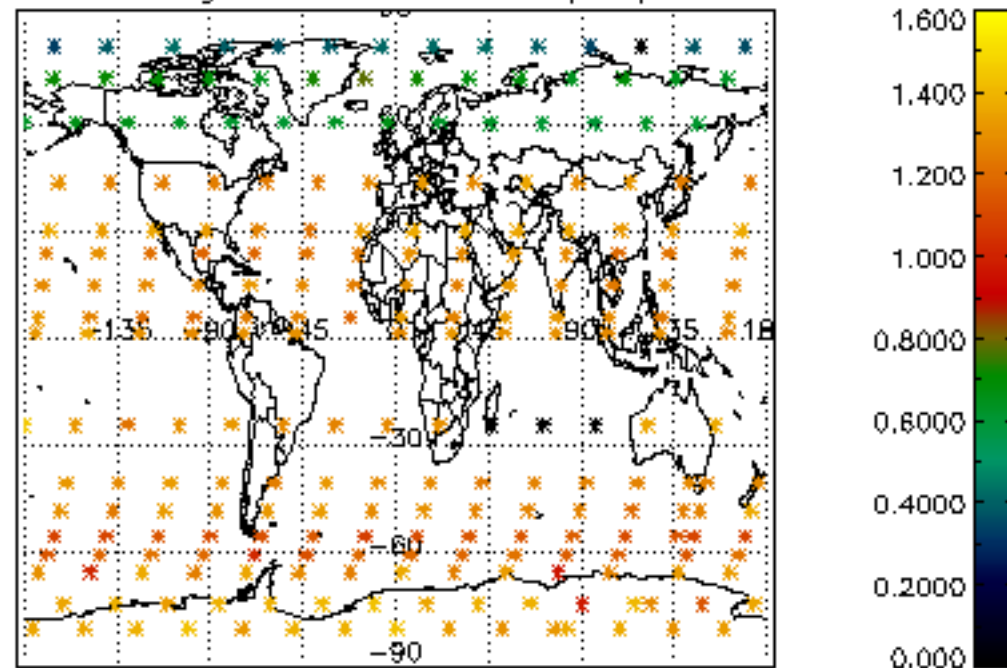
Percentage of saturation errors per profile



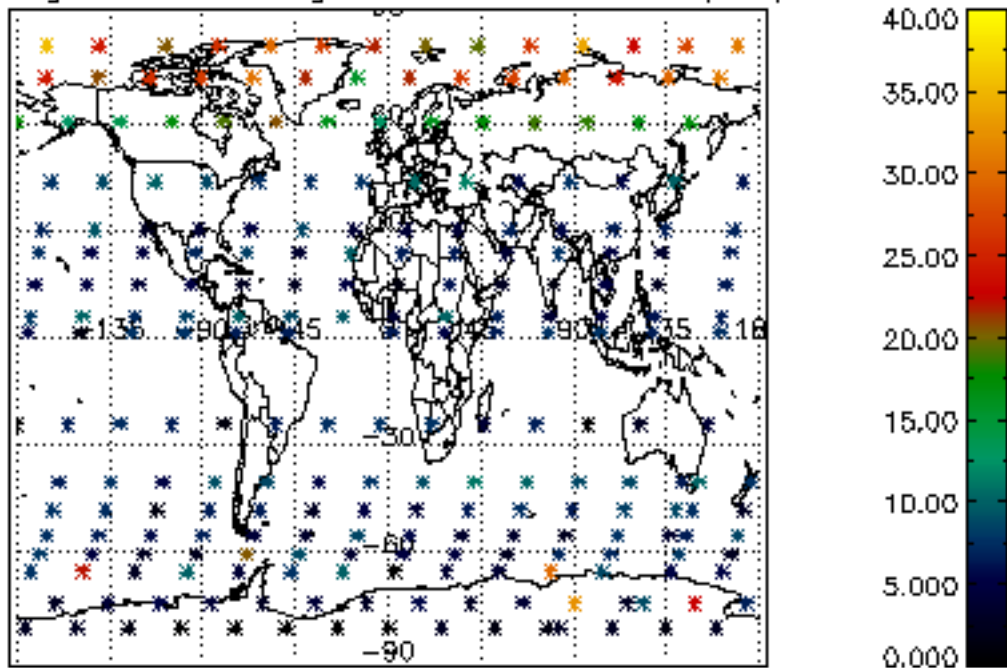
Percentage of cosmic ray hits per profile



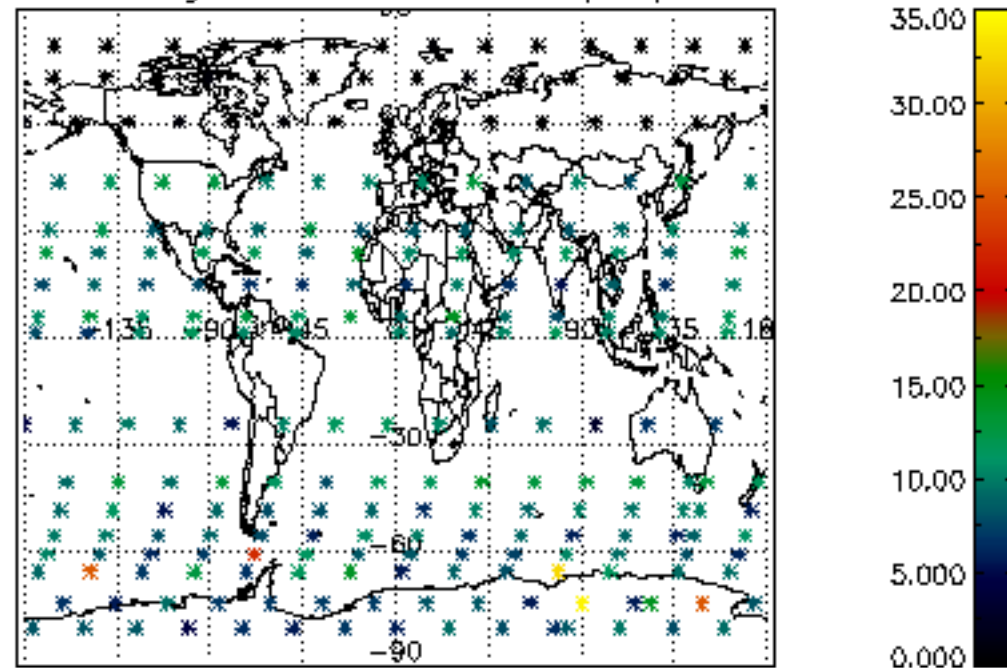
Percentage of datation errors per profile

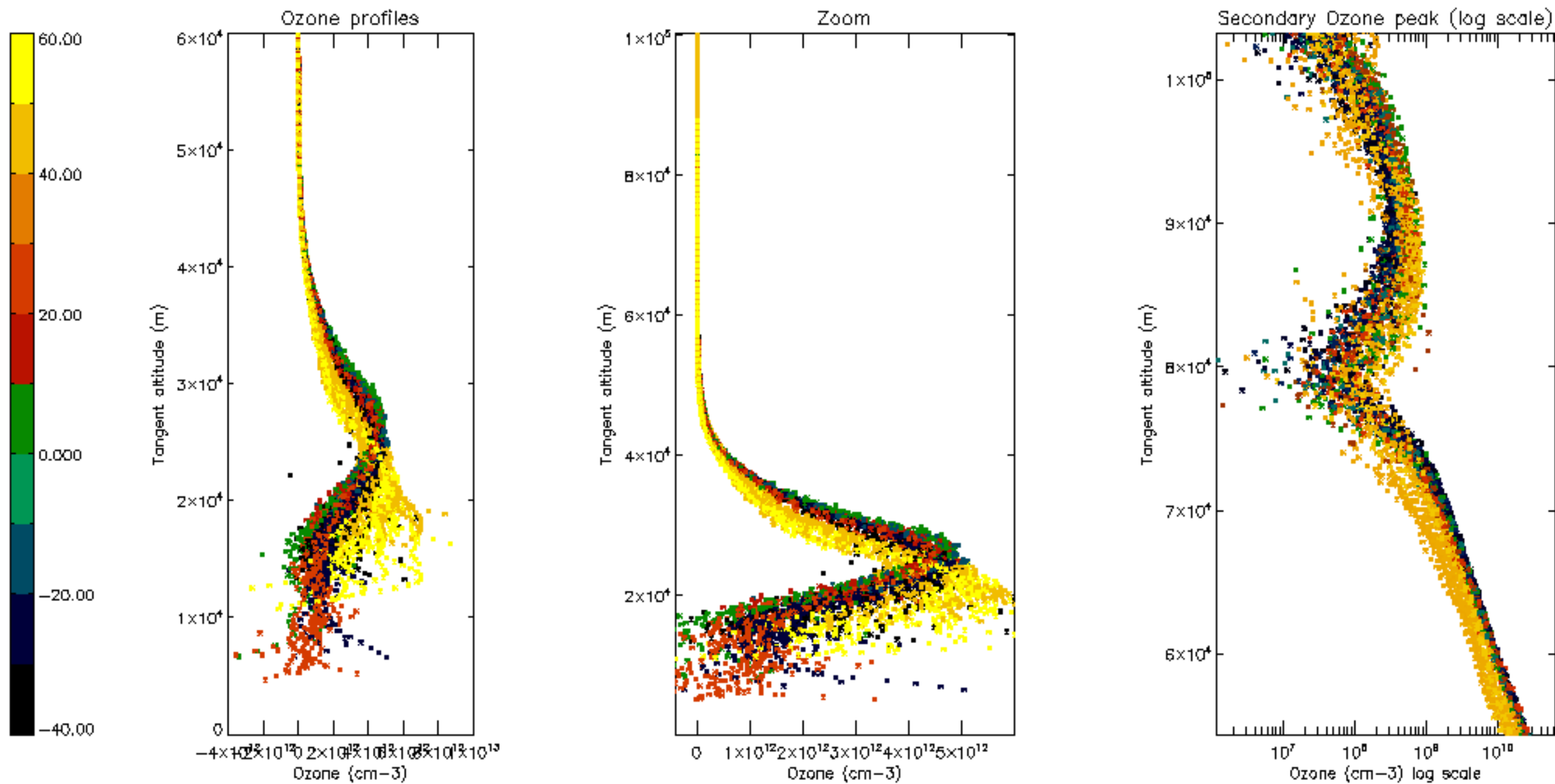


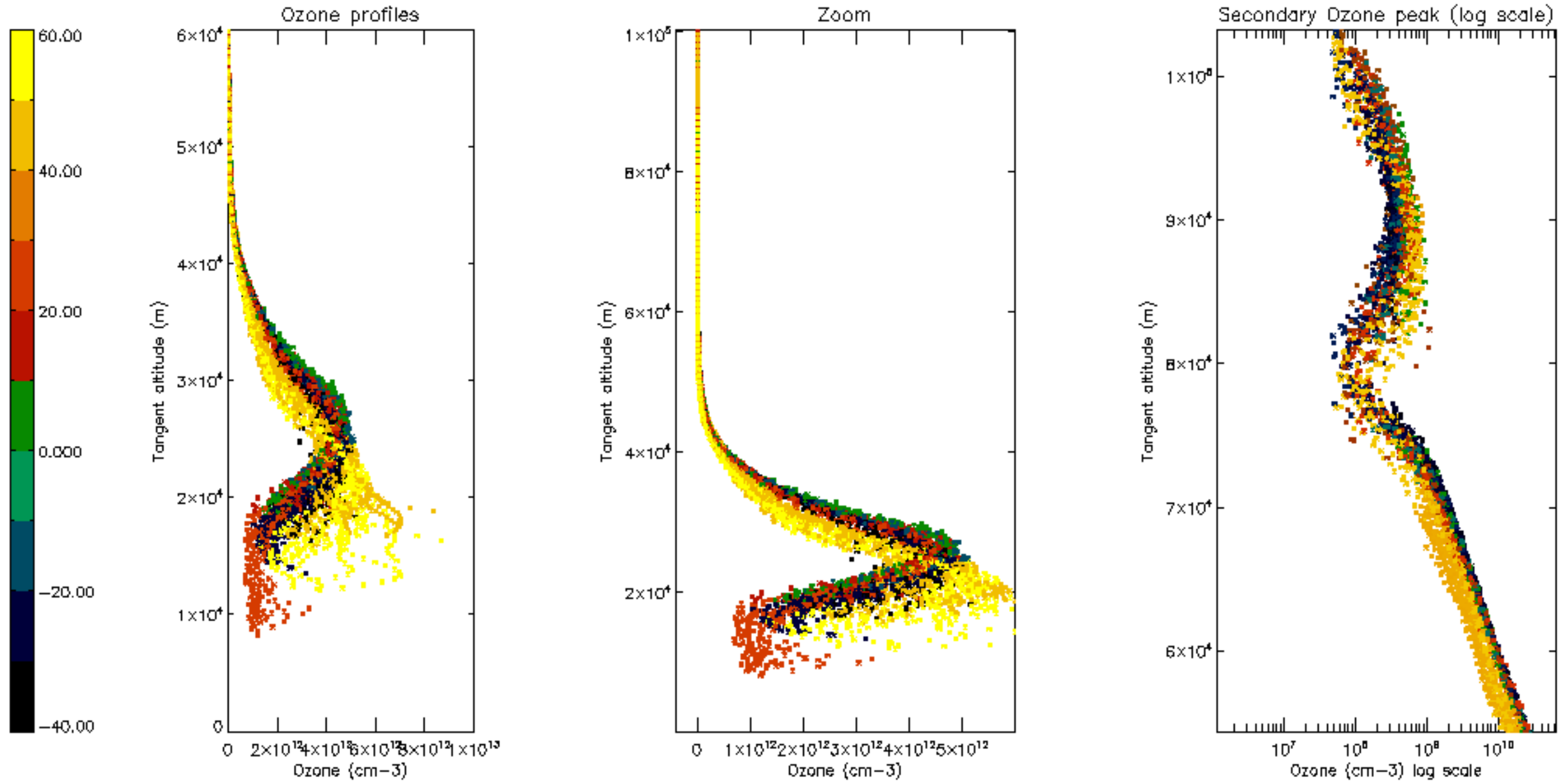
Percentage of star falling outside central band per profile

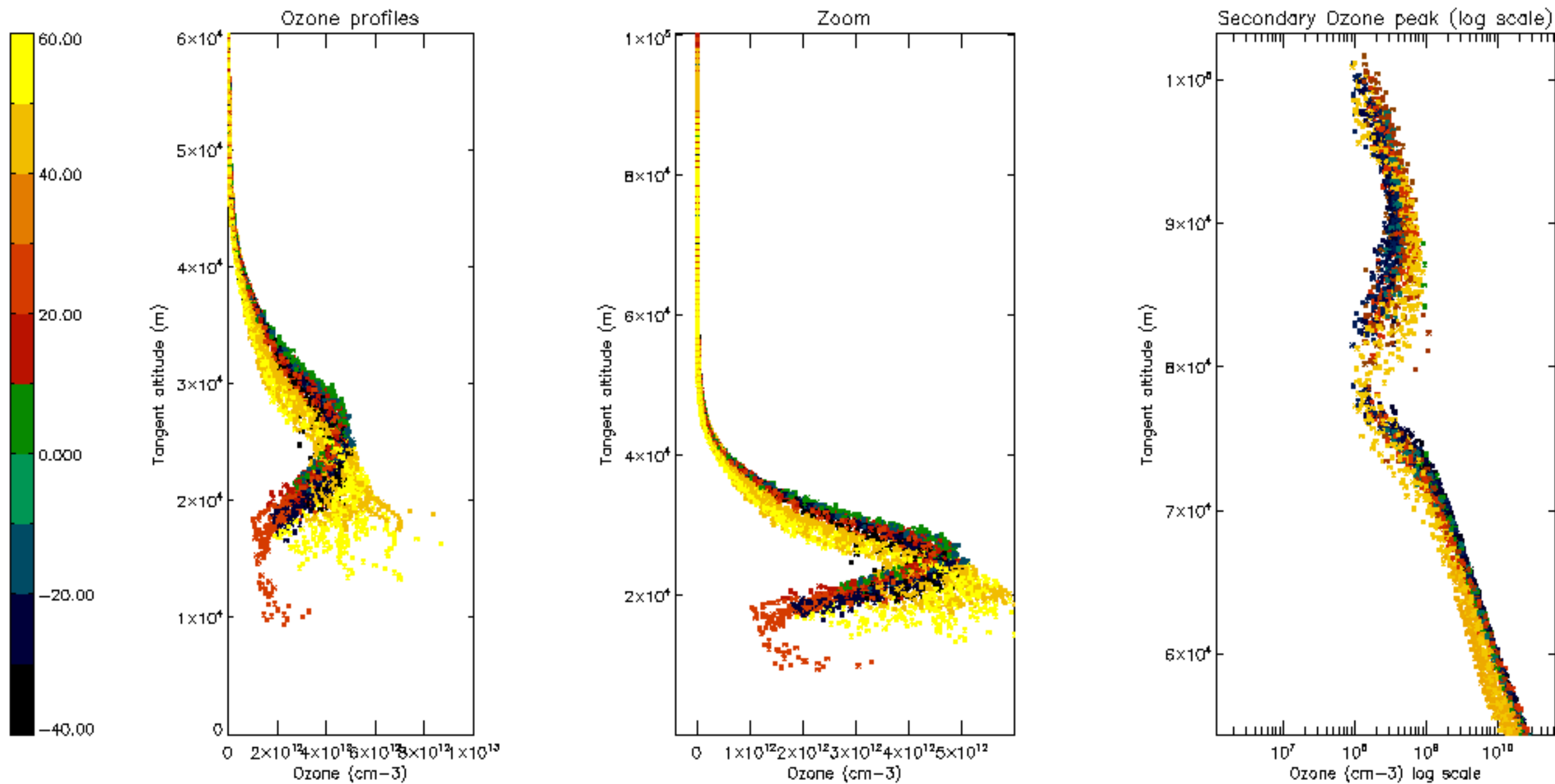


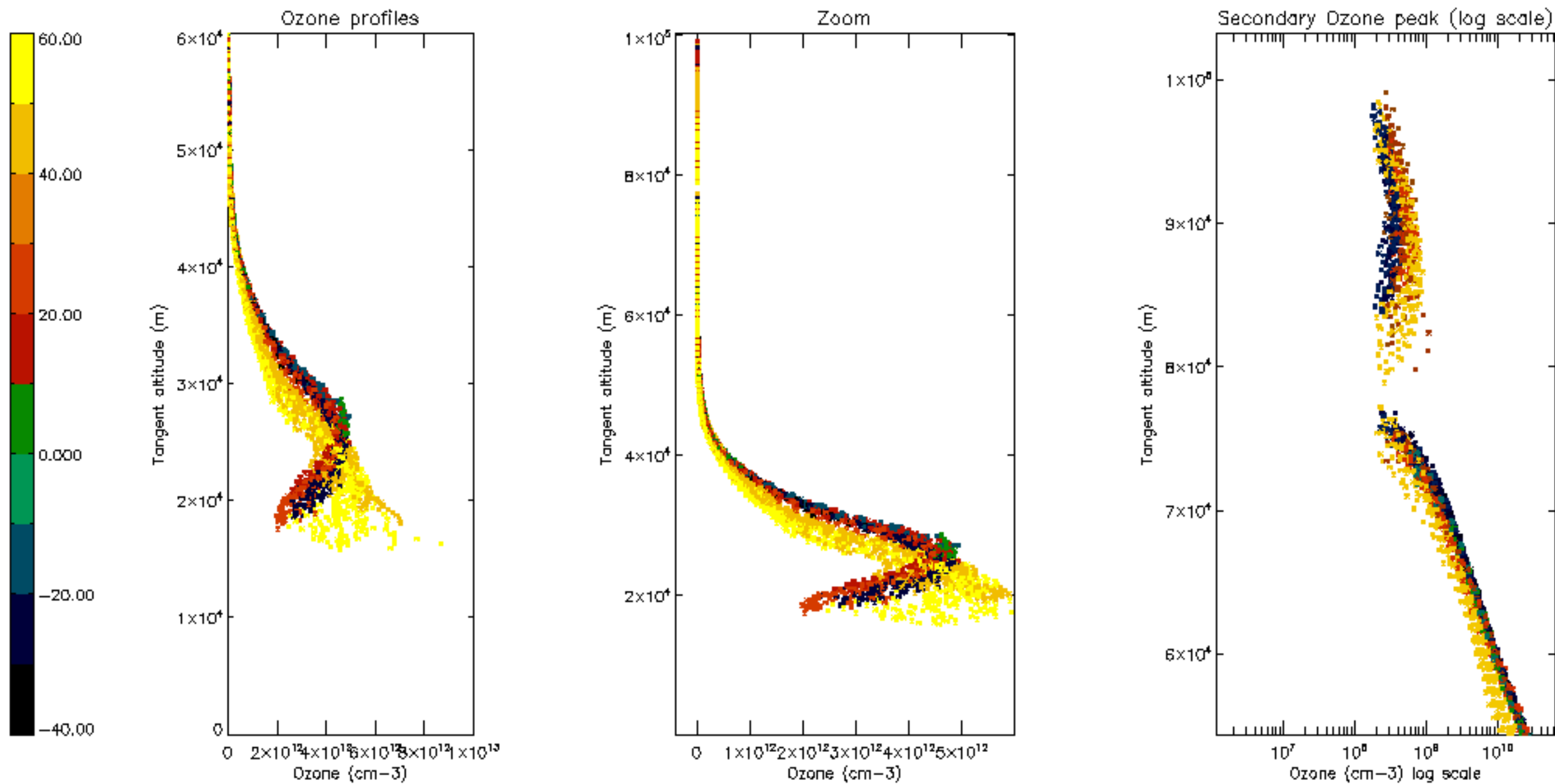
Percentage of saturation errors per profile

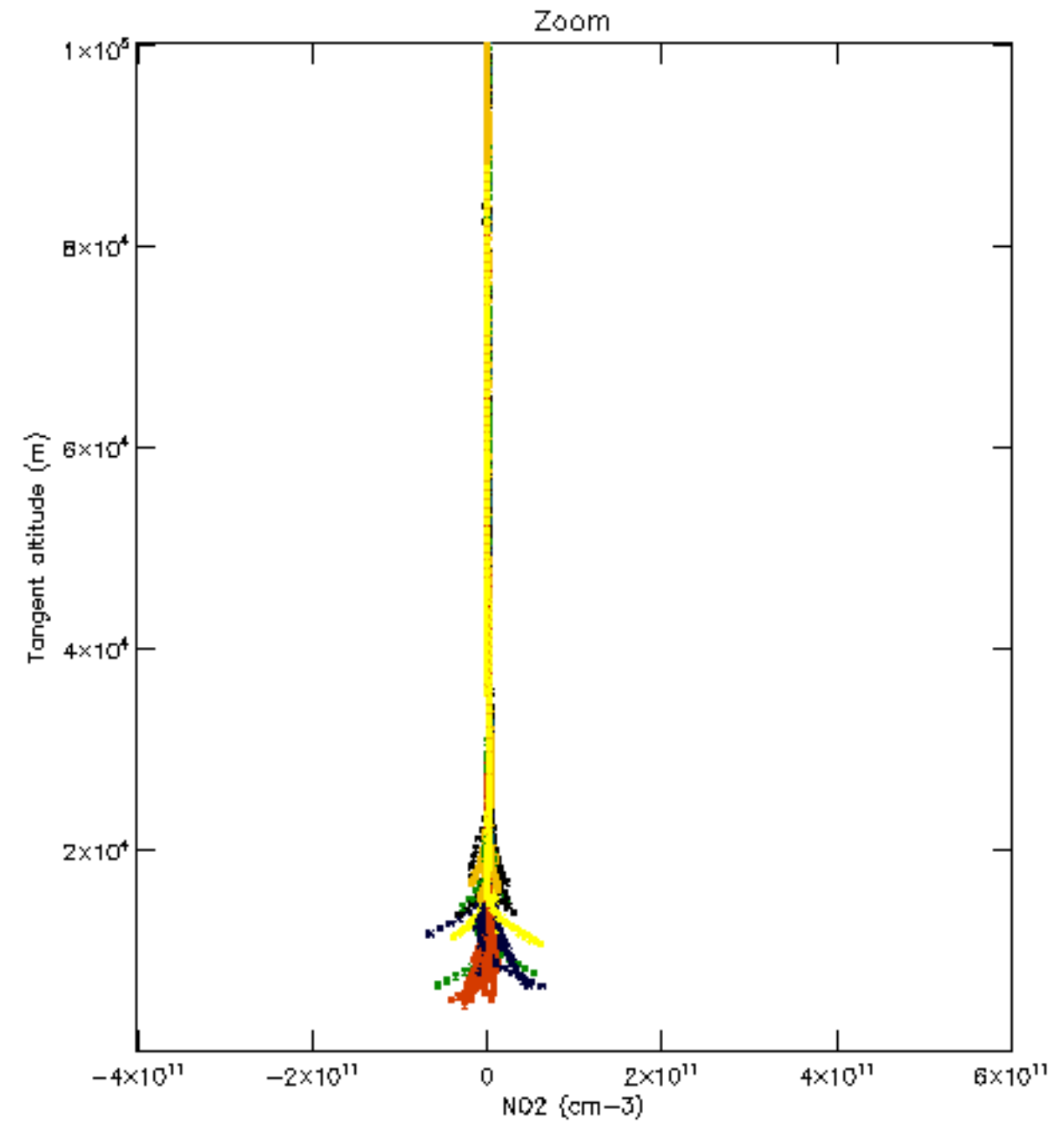
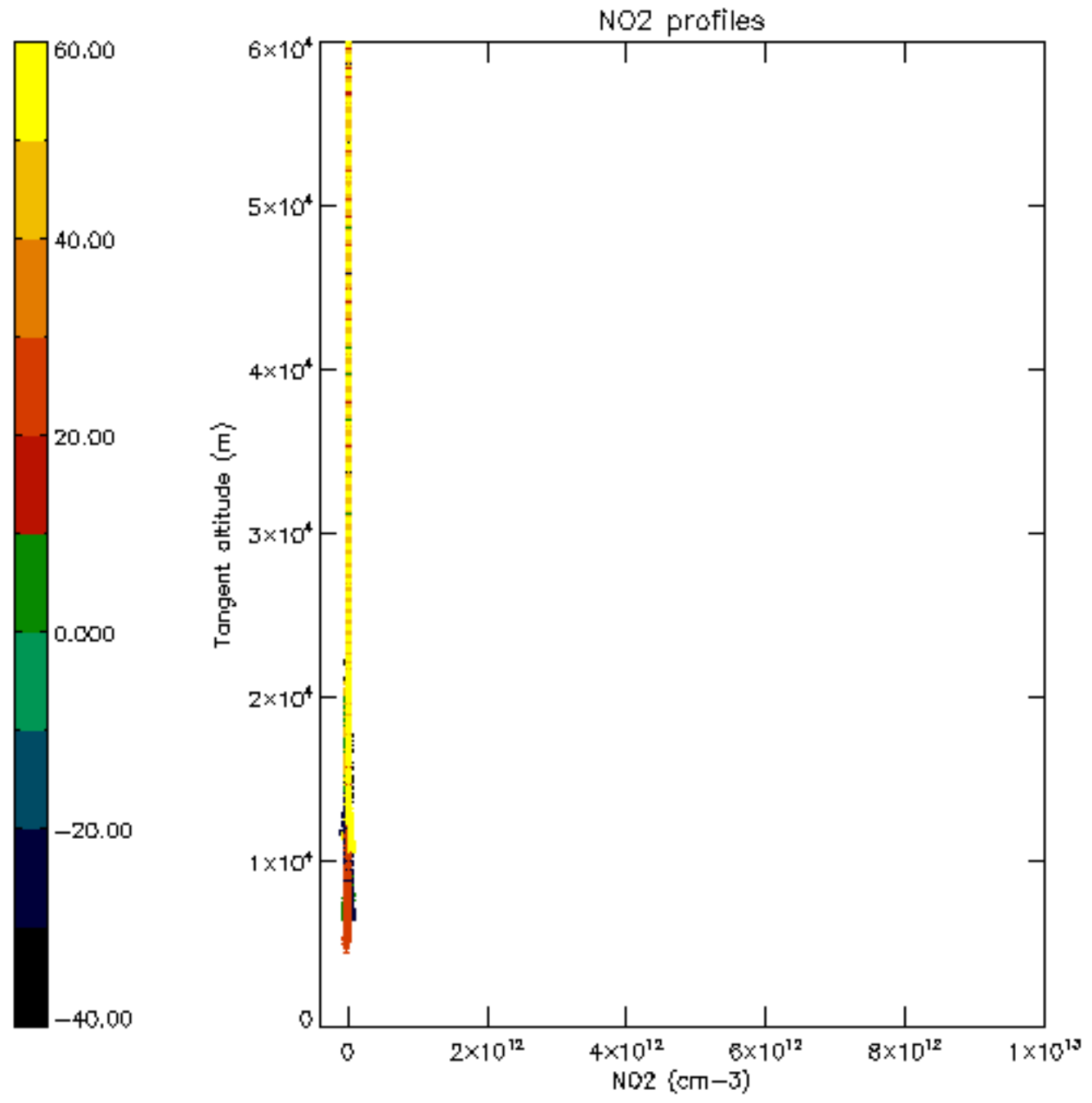


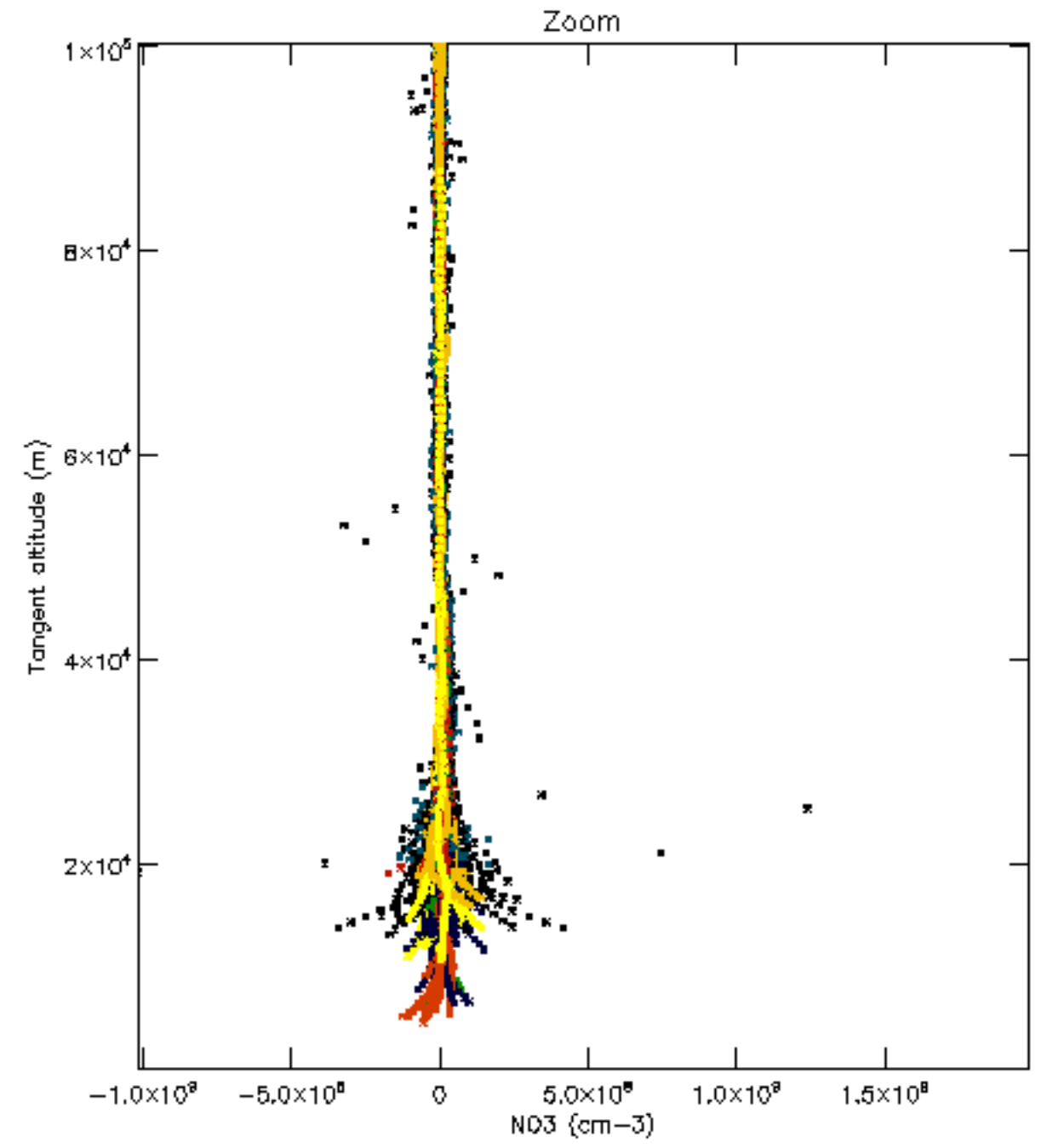
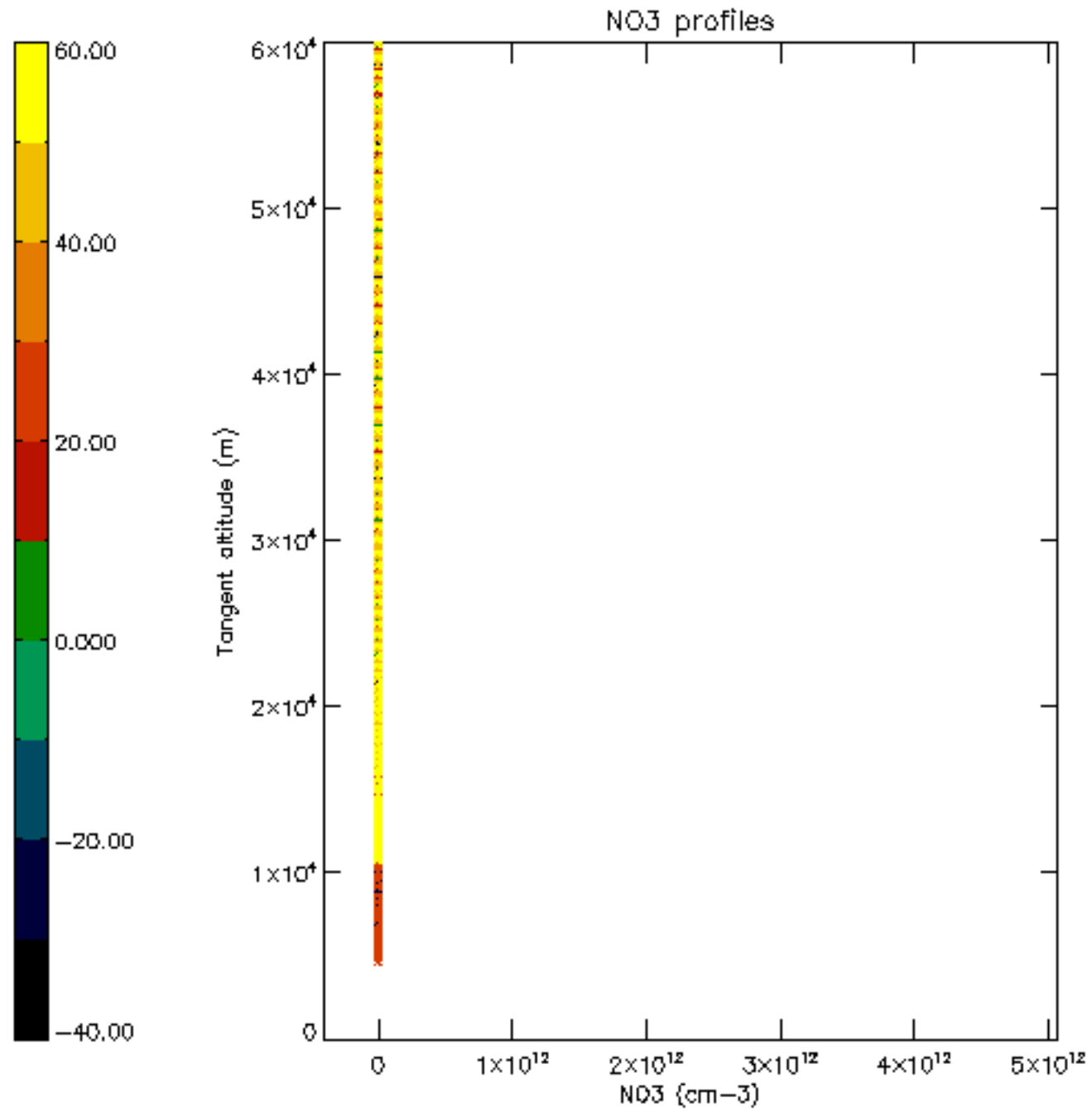


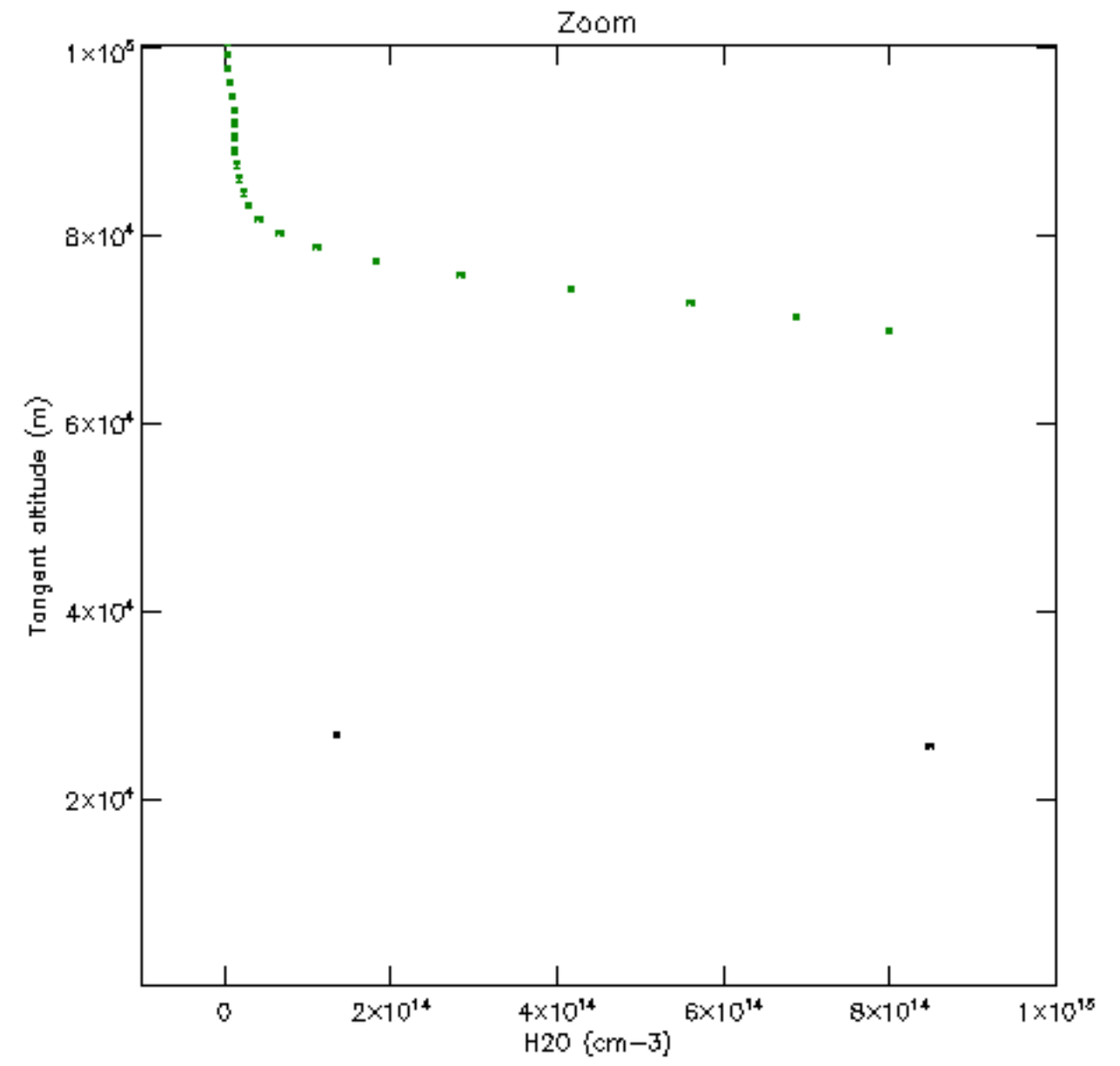
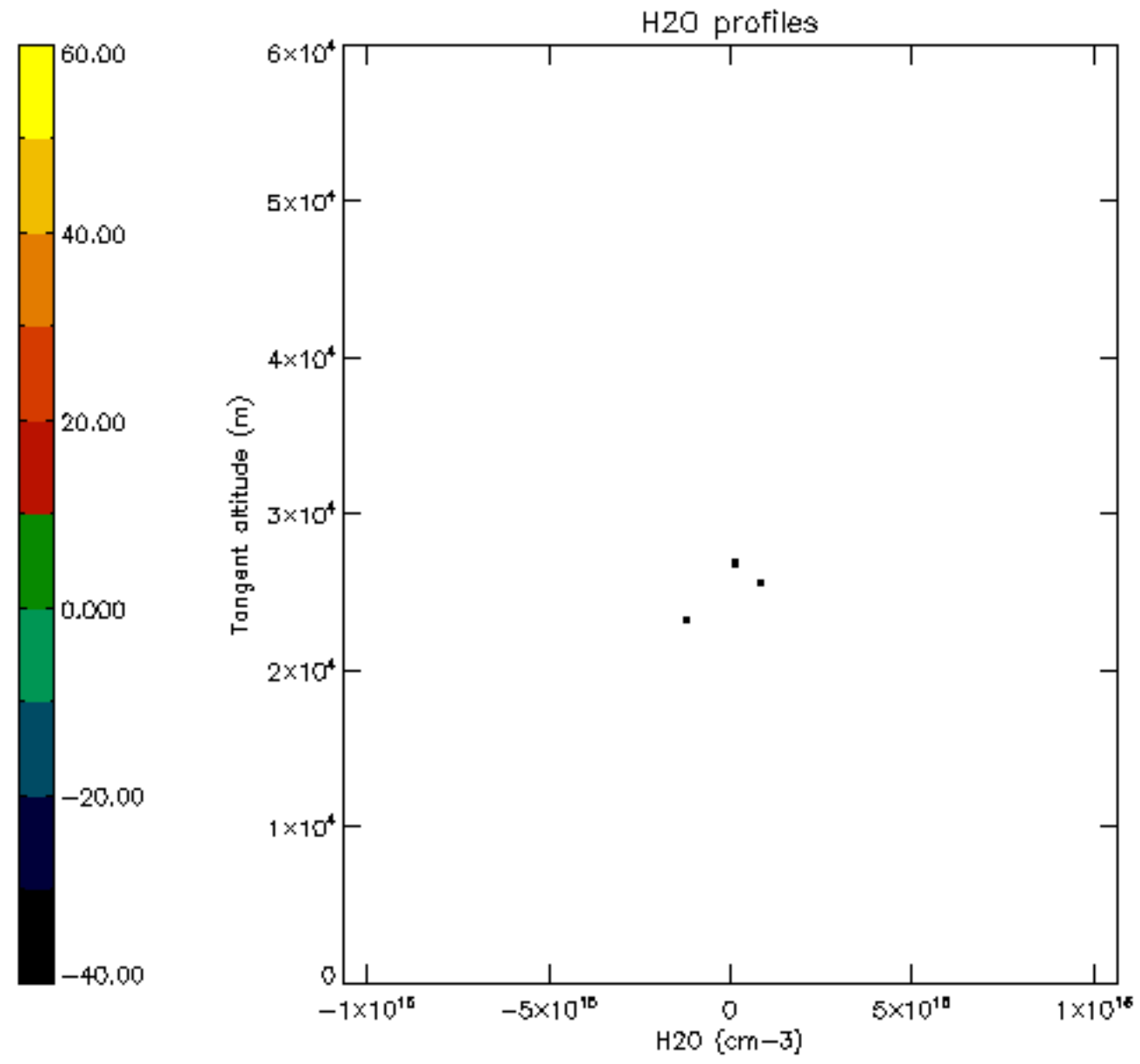


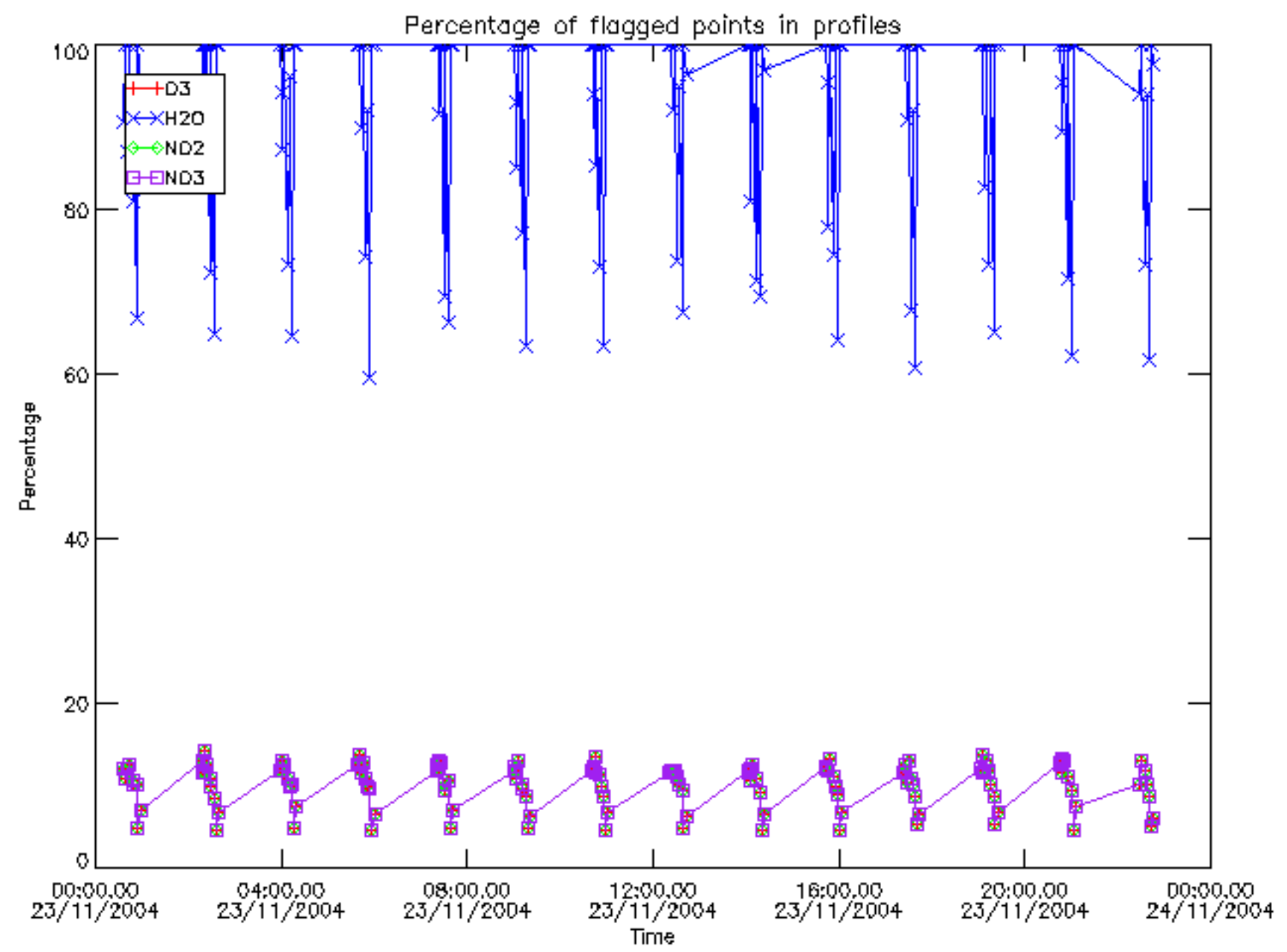




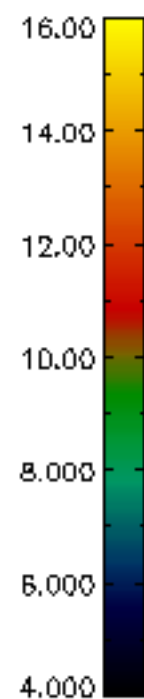
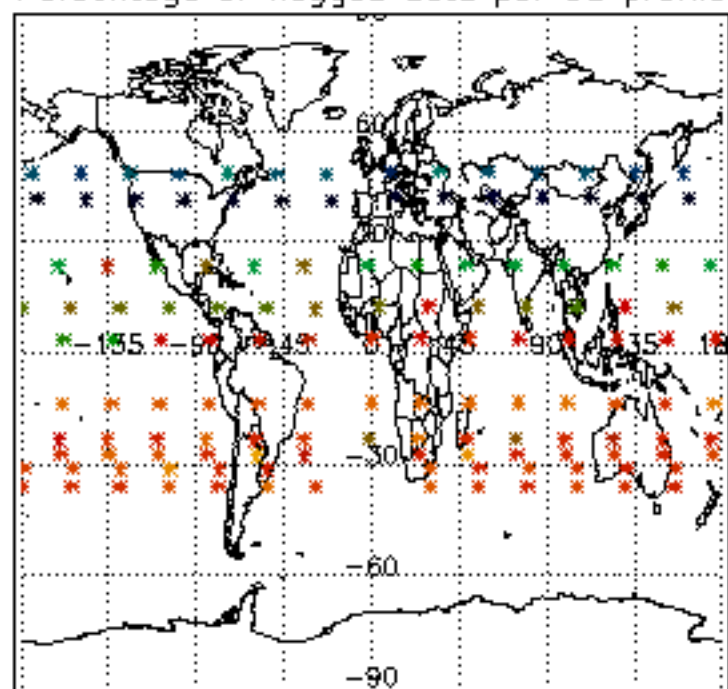




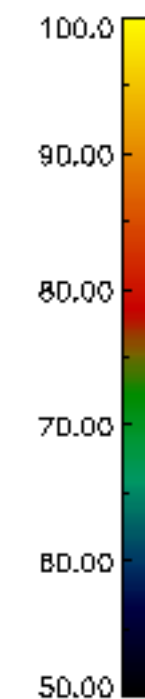
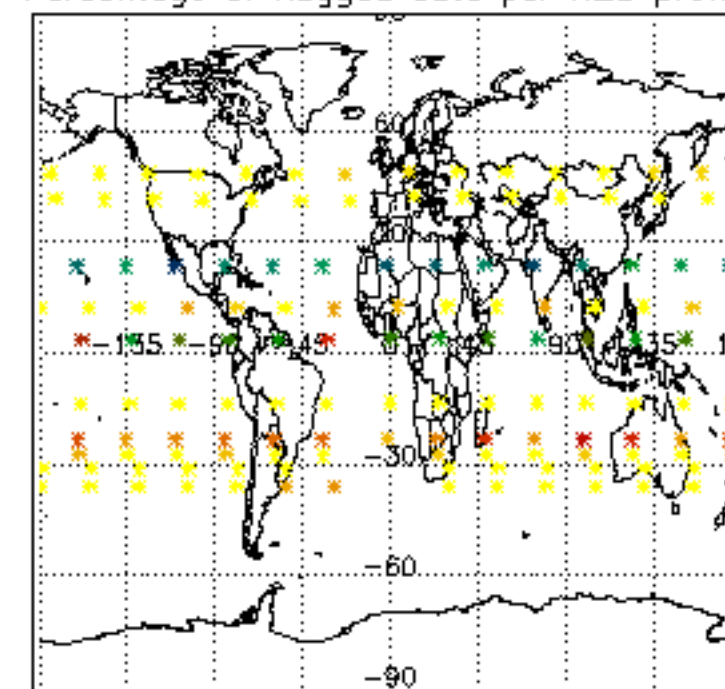




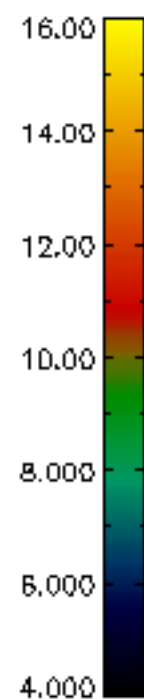
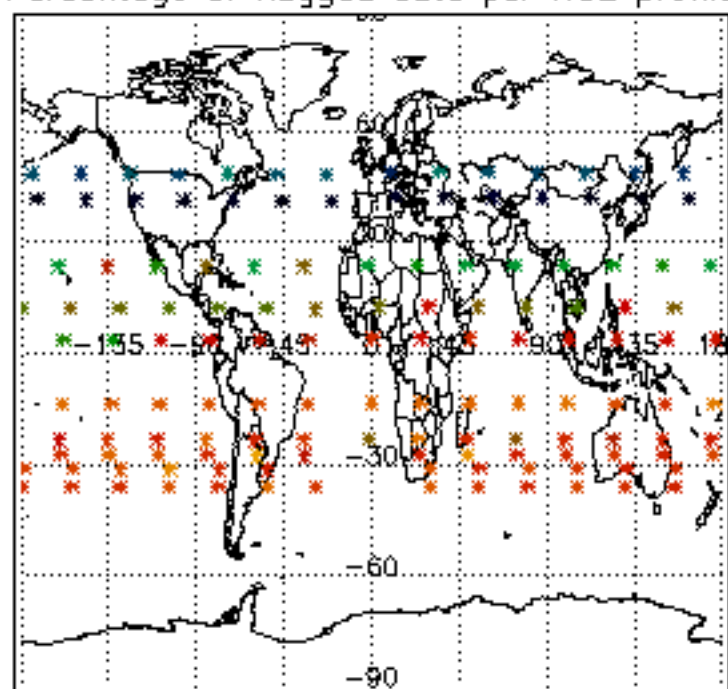
Percentage of flagged data per D3 profile



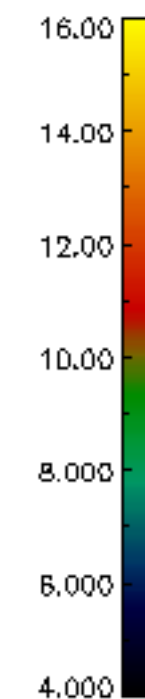
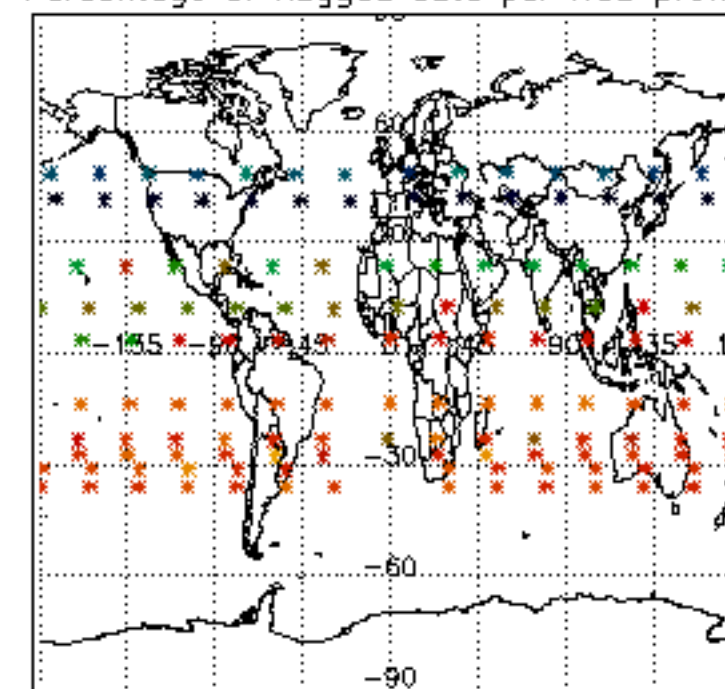
Percentage of flagged data per H2O profile

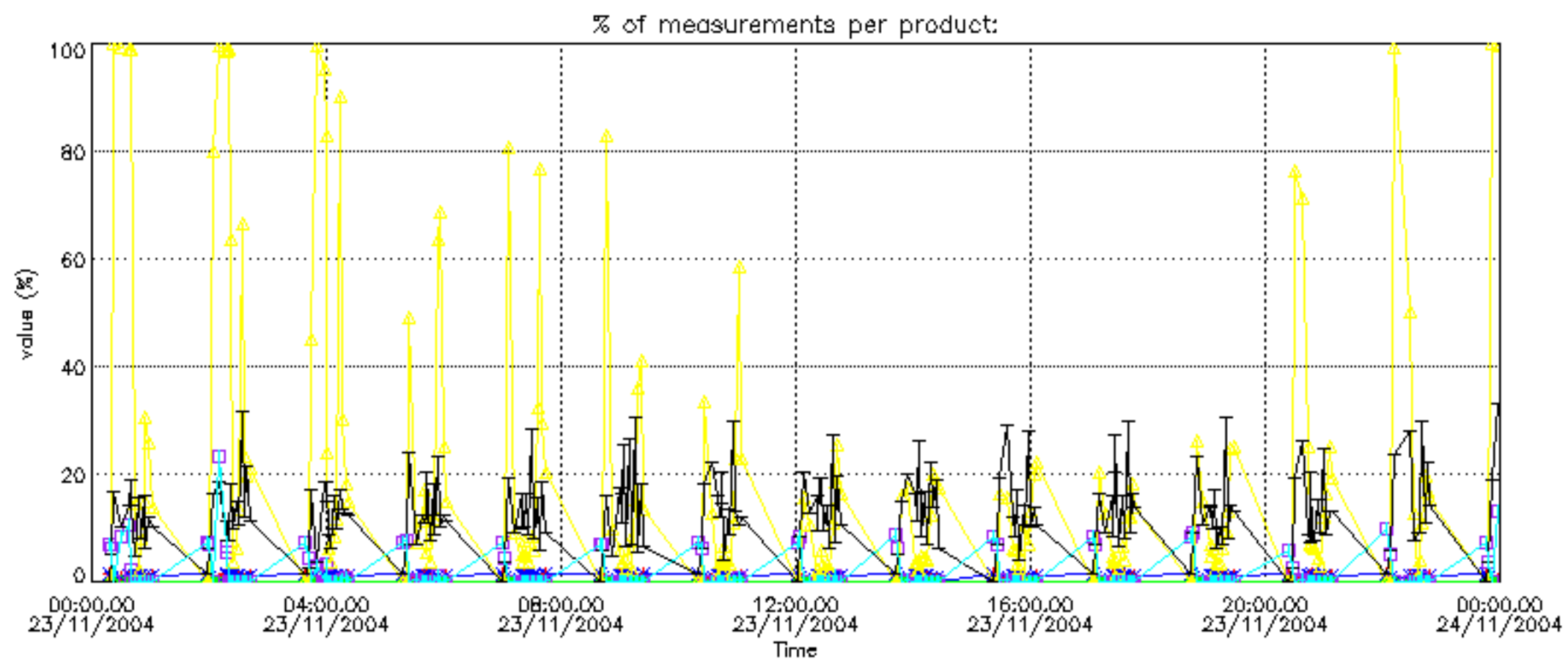
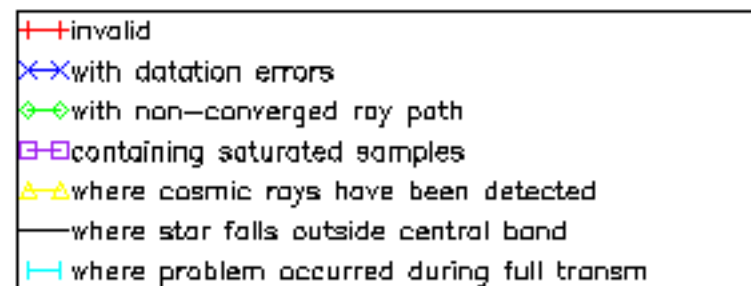


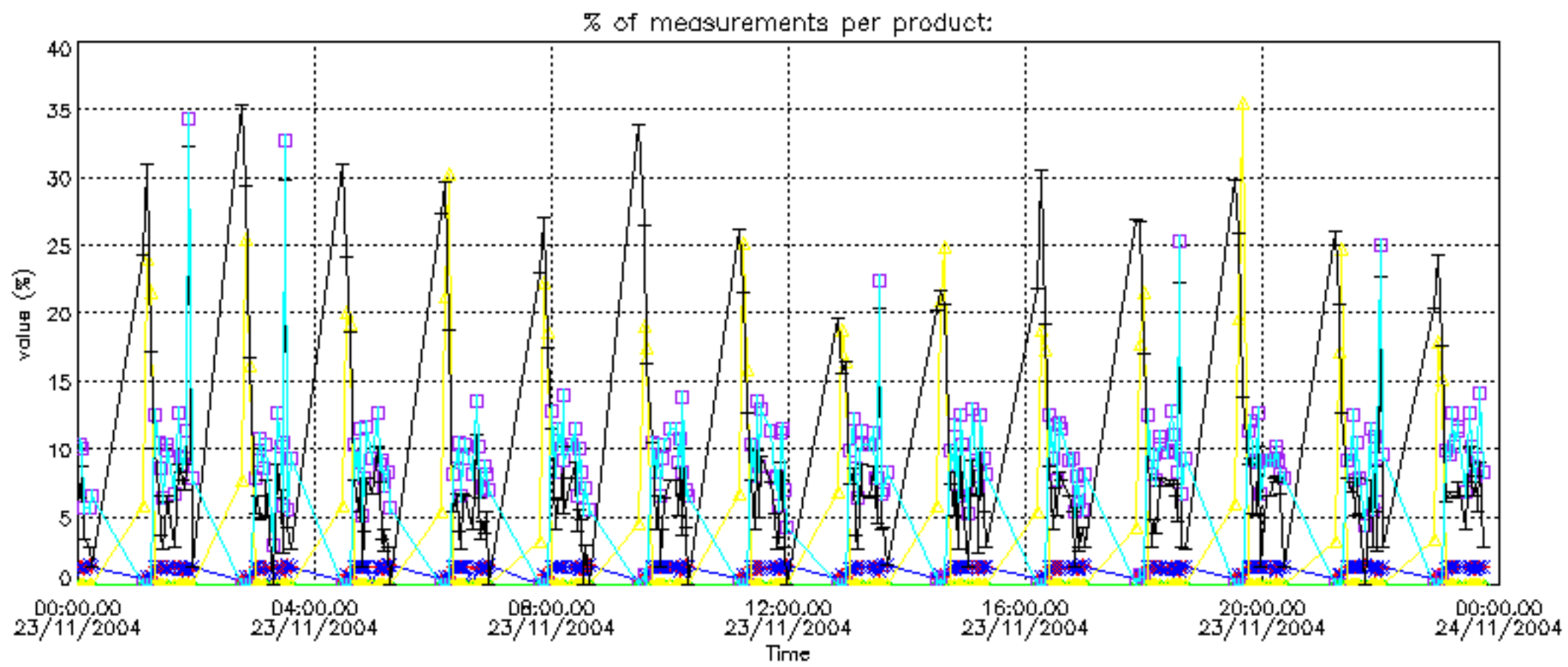
Percentage of flagged data per NO2 profile



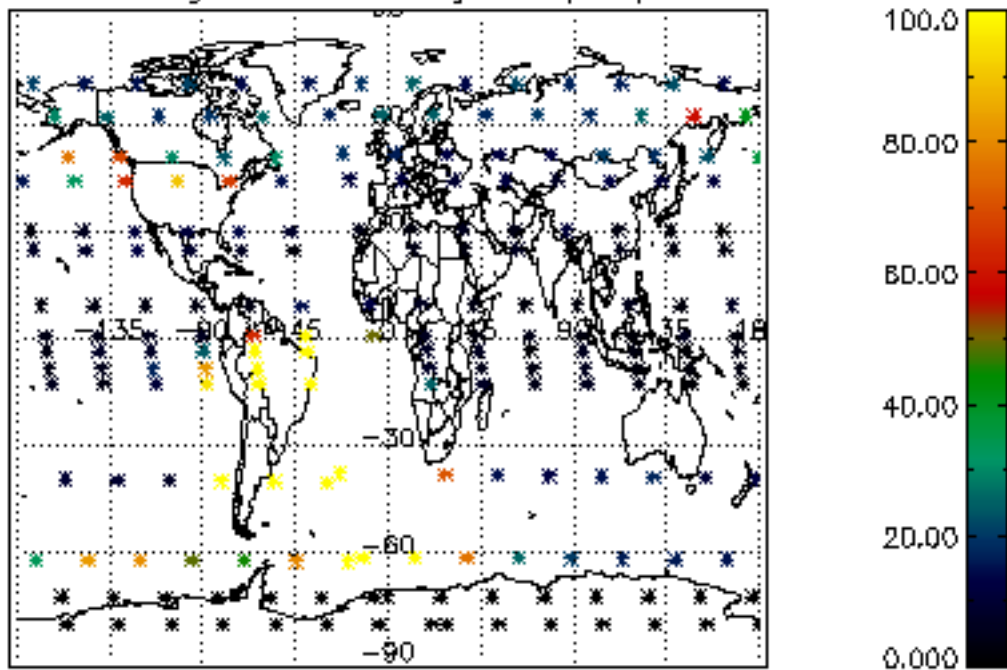
Percentage of flagged data per NO3 profile



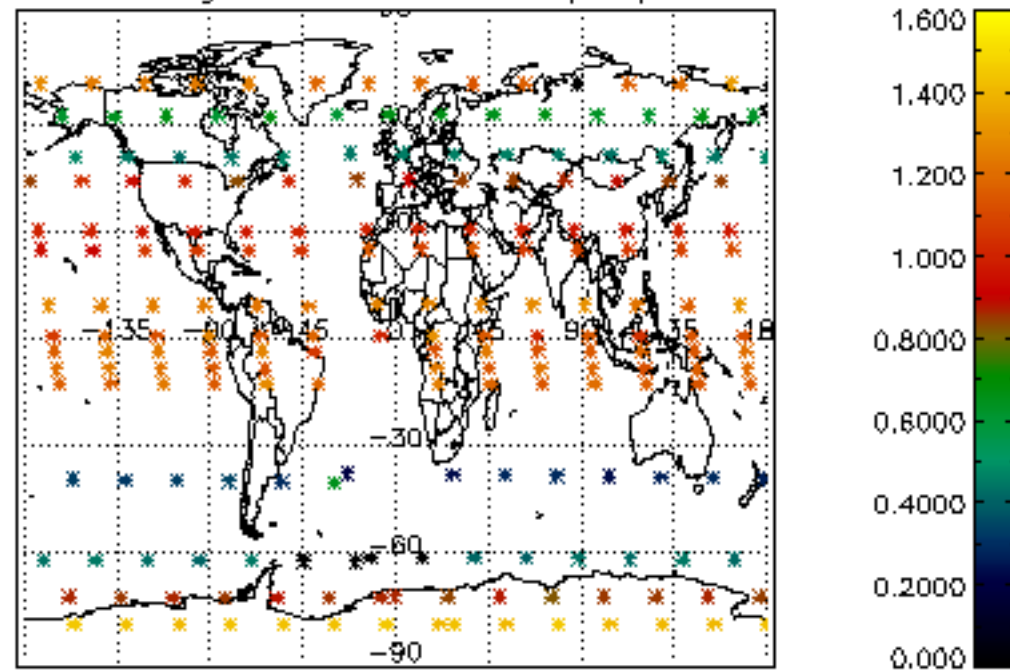




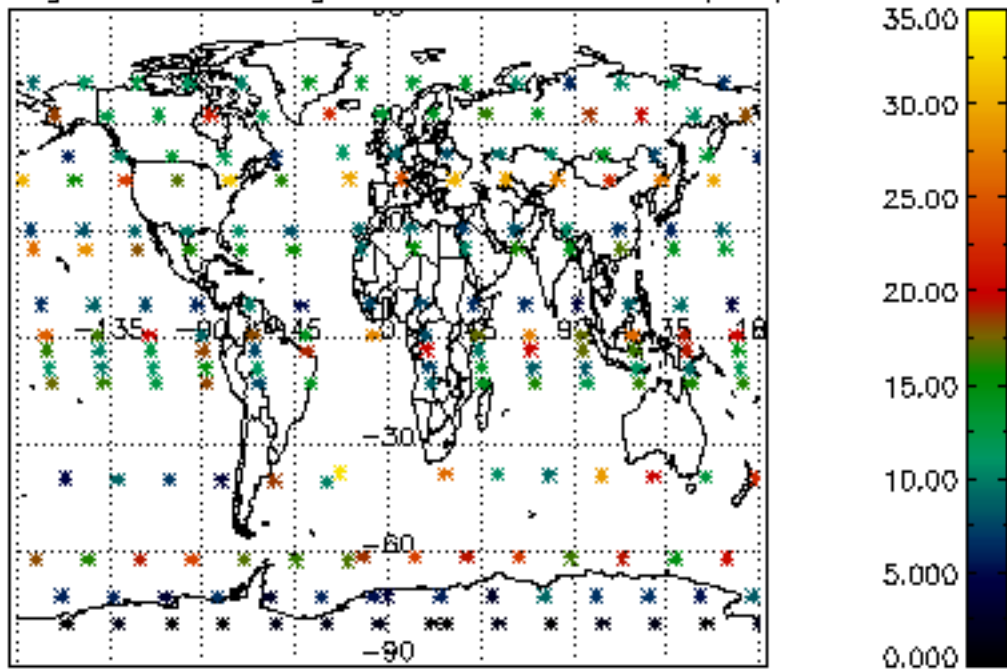
Percentage of cosmic ray hits per profile



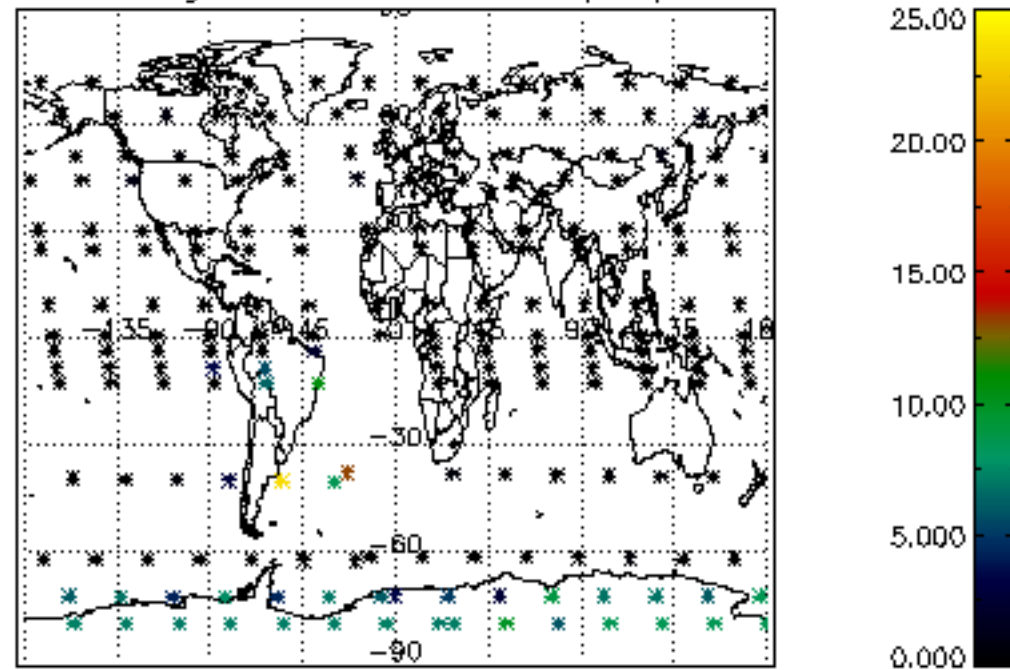
Percentage of datation errors per profile



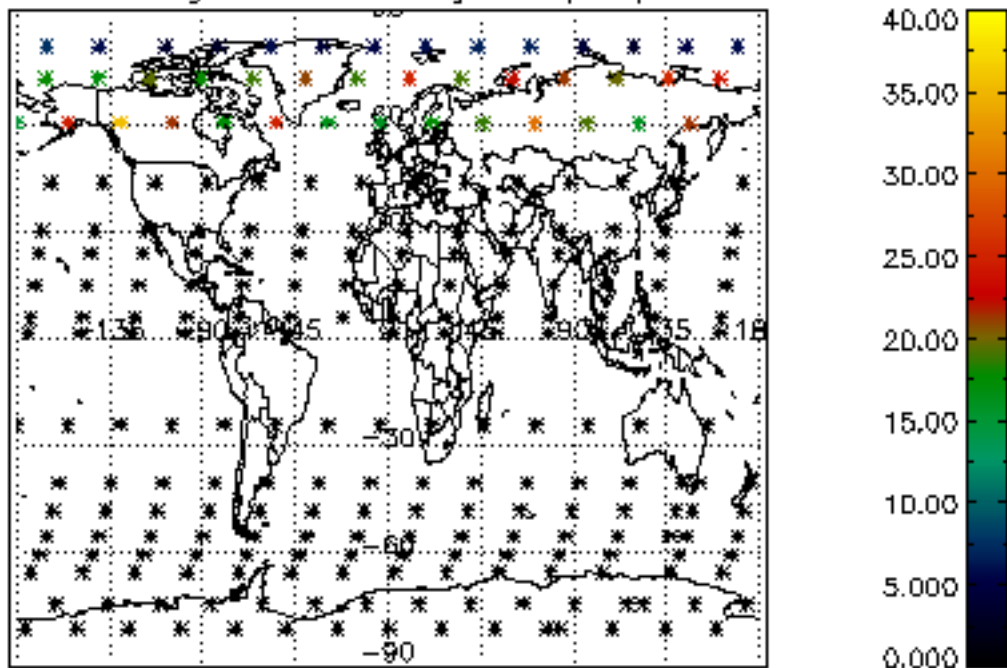
Percentage of star falling outside central band per profile



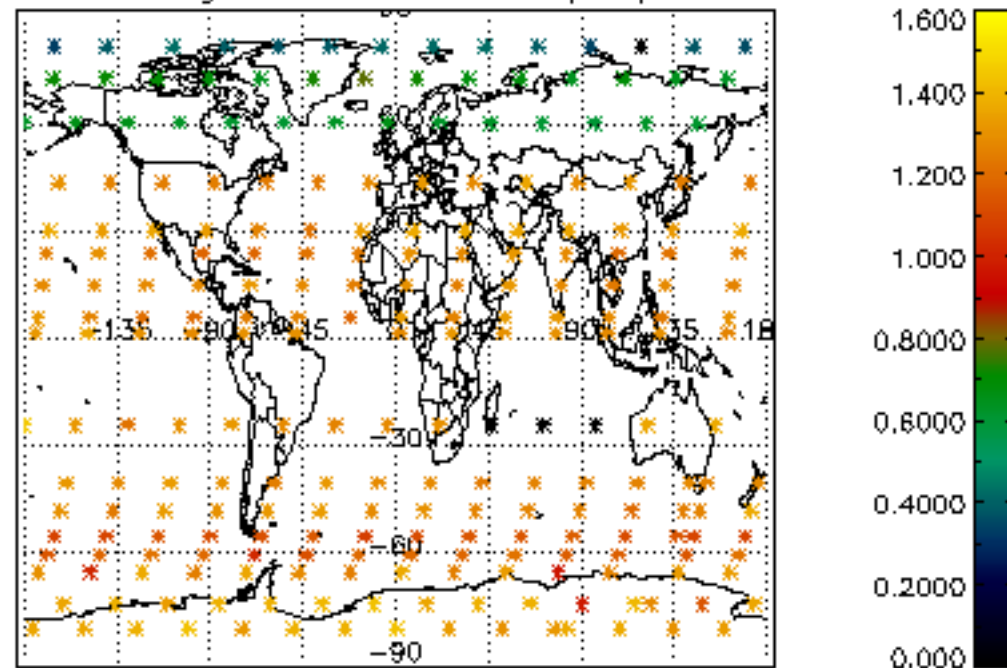
Percentage of saturation errors per profile



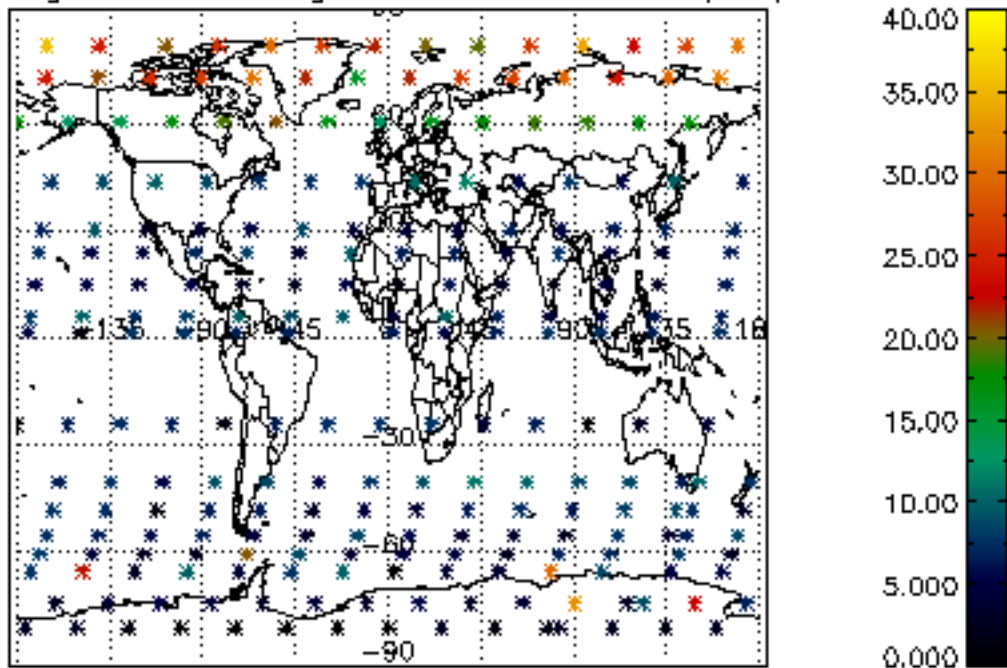
Percentage of cosmic ray hits per profile



Percentage of datation errors per profile



Percentage of star falling outside central band per profile



Percentage of saturation errors per profile

