

# GOMOS Level 2 Daily Report

## SUMMARY

### [1. General Info](#)

### [2. Summary of processed GOM\\_NL\\_2P products](#)

### [3. Level 2 Quality information per product](#)

#### [3.1 Plot of level 2 quality information per product \(time dependant\)](#)

#### [3.2 Plot of level 2 quality information per product \(world map\)](#)

### [4. Level 1 Quality information per product \(stored on level 2 products\)](#)

#### [4.1 Plot of level 1 quality information per product \(time dependant\)](#)

##### [4.1.1 Plot of level 1 quality information per product \(time dependant\): ASCENDING](#)

##### [4.1.2 Plot of level 1 quality information per product \(time dependant\): DESCENDING](#)

#### [4.2 Plot of level 1 quality information per product \(world map\)](#)

##### [4.2.1 Plot of level 1 quality information per product \(world map\): ASCENDING](#)

##### [4.2.2 Plot of level 1 quality information per product \(world map\): DESCENDING](#)

### [5. Ozone profiles based on quality statistics and other trace gas profiles](#)

#### [5.1 Ozone statistics based on quality of products](#)

#### [5.2 Plot ozone profiles for all STD \(dark without errors\)](#)

#### [5.3 Plot ozone profiles where STD < 20% \(dark without errors\)](#)

#### [5.4. Plot ozone profiles where STD < 10% \(dark without errors\)](#)

#### [5.5. Plot ozone profiles where STD < 5% \(dark without errors\)](#)

#### [5.6 Plot NO2 profiles for all STD \(dark without errors\)](#)

#### [5.7 Plot NO3 profiles for all STD \(dark without errors\)](#)

#### [5.8 Plot H2O profiles \(only for occultations of stars 1,2,3,4,13,14,16,26,63 dark without errors\) for all STD](#)

### [6. Auxiliary Data Files used for the production reported in section 2](#)















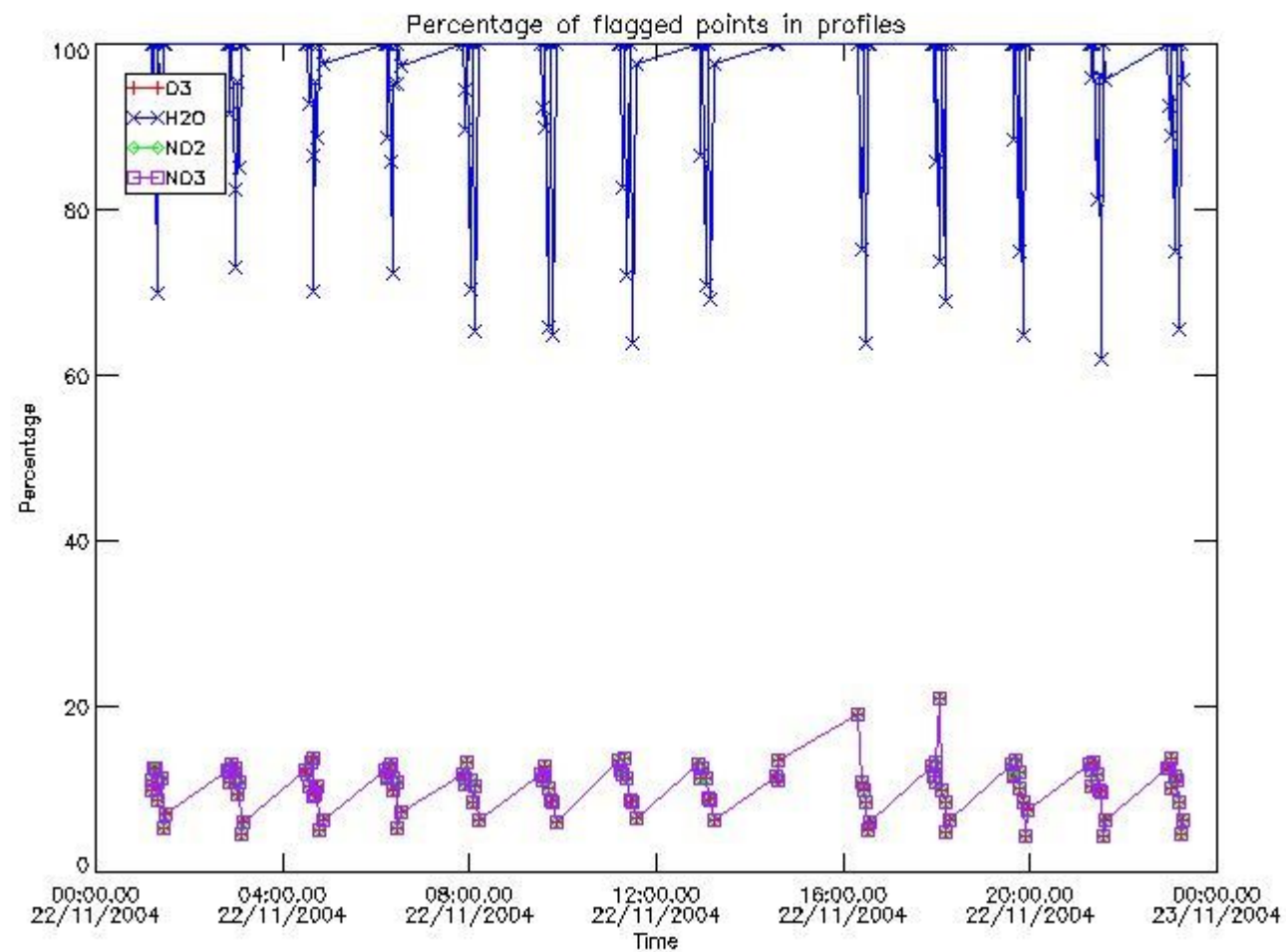


397	GOM_NL__2PRFIN20041122_230655_000000452032_00202_14284_7644.N1	22-NOV-2004 23:06:55	Dark	44.500	41	Eps Car	1.8600	4100.0	89	14284	No
398	GOM_NL__2PRFIN20041122_230824_000000512032_00202_14284_7645.N1	22-NOV-2004 23:08:24	Dark	50.500	34	Gam2Vel	1.7930	23000.	101	14284	No
399	GOM_NL__2PRFIN20041122_231225_000000602032_00202_14284_7646.N1	22-NOV-2004 23:12:25	Dark	60.000	2	Alp Car	-0.73600	7000.0	120	14284	No
400	GOM_NL__2PRFIN20041122_231413_000001122032_00202_14284_7647.N1	22-NOV-2004 23:14:13	Dark	112.00	132	15Rho Pup	2.8030	6900.0	224	14284	No
401	GOM_NL__2PRFIN20041122_231737_000000822032_00202_14284_7648.N1	22-NOV-2004 23:17:37	Dark	82.000	23	21Eps CMa	1.5020	26000.	164	14284	No
402	GOM_NL__2PRFIN20041122_232024_000000422032_00202_14284_7649.N1	22-NOV-2004 23:20:24	Straylight	42.000	157	The1Eri	2.9060	9300.0	84	14284	No
403	GOM_NL__2PRFIN20041122_232517_000001312032_00202_14284_7650.N1	22-NOV-2004 23:25:17	Straylight	130.50	1	9Alp CMa	-1.4400	11000.	261	14284	No
404	GOM_NL__2PRFIN20041122_232927_000000772032_00202_14284_7651.N1	22-NOV-2004 23:29:27	Straylight	77.000	7	19Bet Ori	0.10000	14000.	154	14284	No
405	GOM_NL__2PRFIN20041122_233315_000000822032_00202_14284_7652.N1	22-NOV-2004 23:33:15	Tw_i_and_stray	81.500	30	46Eps Ori	1.6940	30000.	163	14284	No
406	GOM_NL__2PRFIN20041122_233757_000000392032_00202_14284_7653.N1	22-NOV-2004 23:37:57	Bright	39.000	105	6Bet Ari	2.6450	8900.0	78	14284	No
407	GOM_NL__2PRFIN20041122_234143_000000402032_00202_14284_7654.N1	22-NOV-2004 23:41:43	Bright	40.000	173	4Bet Tri	3.0040	8900.0	80	14284	No
408	GOM_NL__2PRFIN20041122_234337_000000402032_00202_14284_7655.N1	22-NOV-2004 23:43:37	Bright	40.000	79	26Bet Per	2.3100	13100.	80	14284	No
409	GOM_NL__2PRFIN20041122_234605_000000422032_00202_14284_7656.N1	22-NOV-2004 23:46:05	Bright	42.000	175	39Del Per	3.0100	19400.	84	14284	No
410	GOM_NL__2PRFIN20041122_234832_000000432032_00202_14284_7657.N1	22-NOV-2004 23:48:32	Bright	42.500	68	18Alp Cas	2.2250	4500.0	85	14284	No
411	GOM_NL__2PRFIN20041122_234947_000000392032_00202_14284_7658.N1	22-NOV-2004 23:49:47	Bright	38.500	74	11Bet Cas	2.2680	6600.0	77	14284	No
412	GOM_NL__2PRFIN20041122_235701_000000392032_00202_14284_7659.N1	22-NOV-2004 23:57:01	Bright	38.500	49	1Alp UMi	1.9900	6300.0	77	14284	No

### 3. Quality information per product

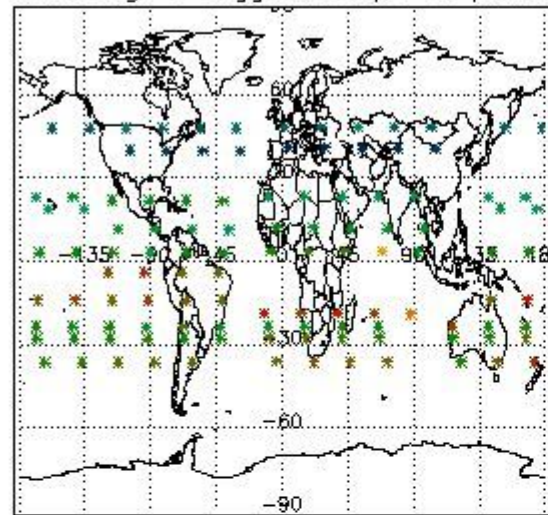
In this section it is plotted some information contained in the Quality Summary data set of the level 2 products. Only products in dark limb conditions and without errors (error flag in the MPH set to "0") are used.

#### 3.1 Plot quality information per product (time dependant)

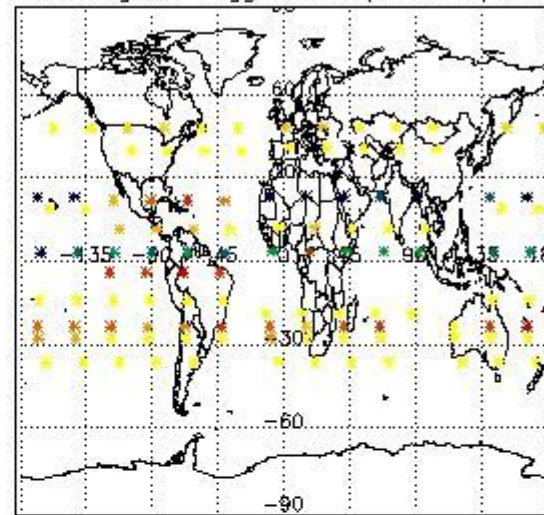


### 3.2 Plot quality information per product (world map)

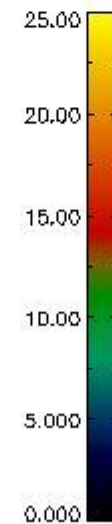
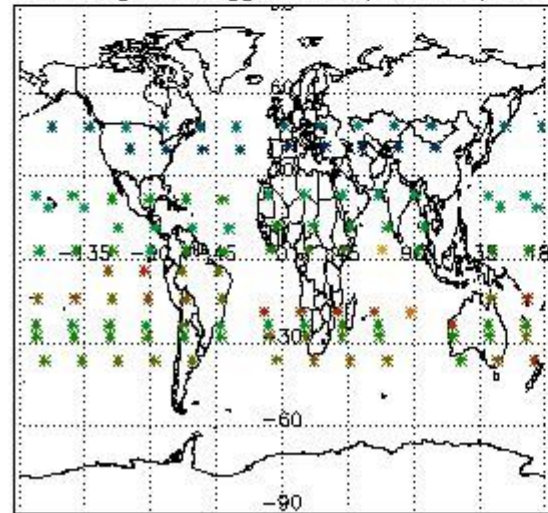
Percentage of flagged data per O3 profile



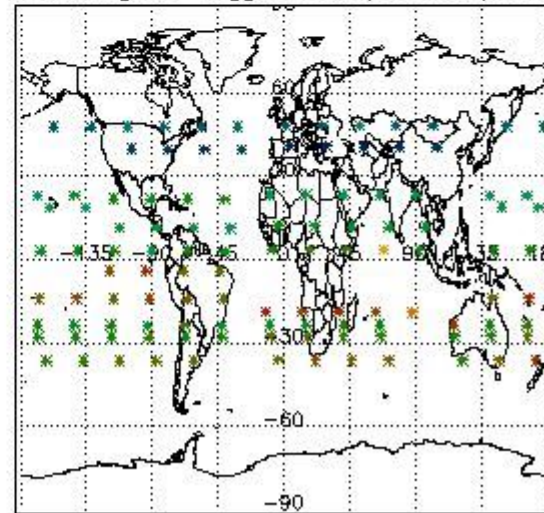
Percentage of flagged data per H2O profile



Percentage of flagged data per NO2 profile



Percentage of flagged data per NO3 profile

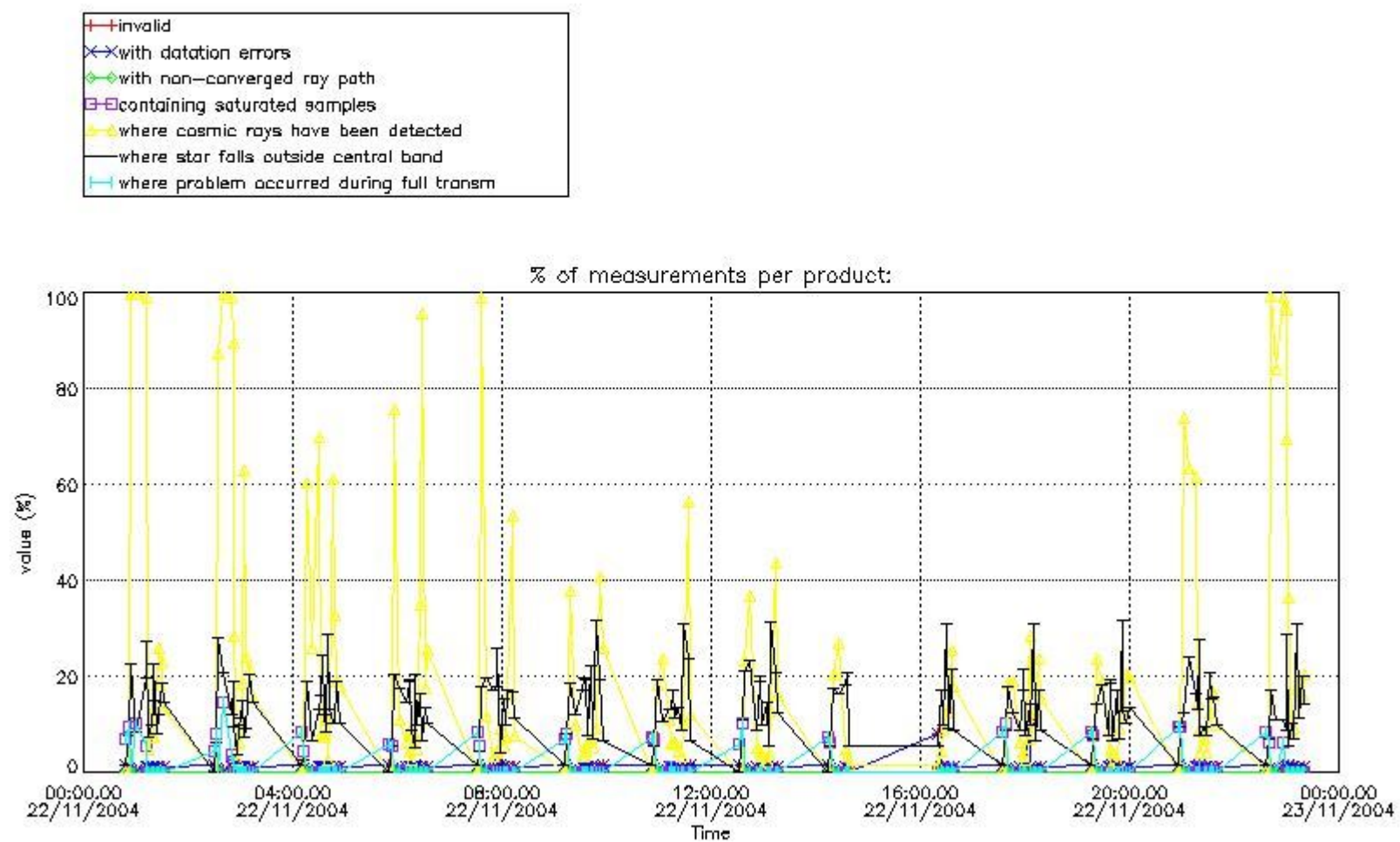


### 4. Level 1 quality information per product

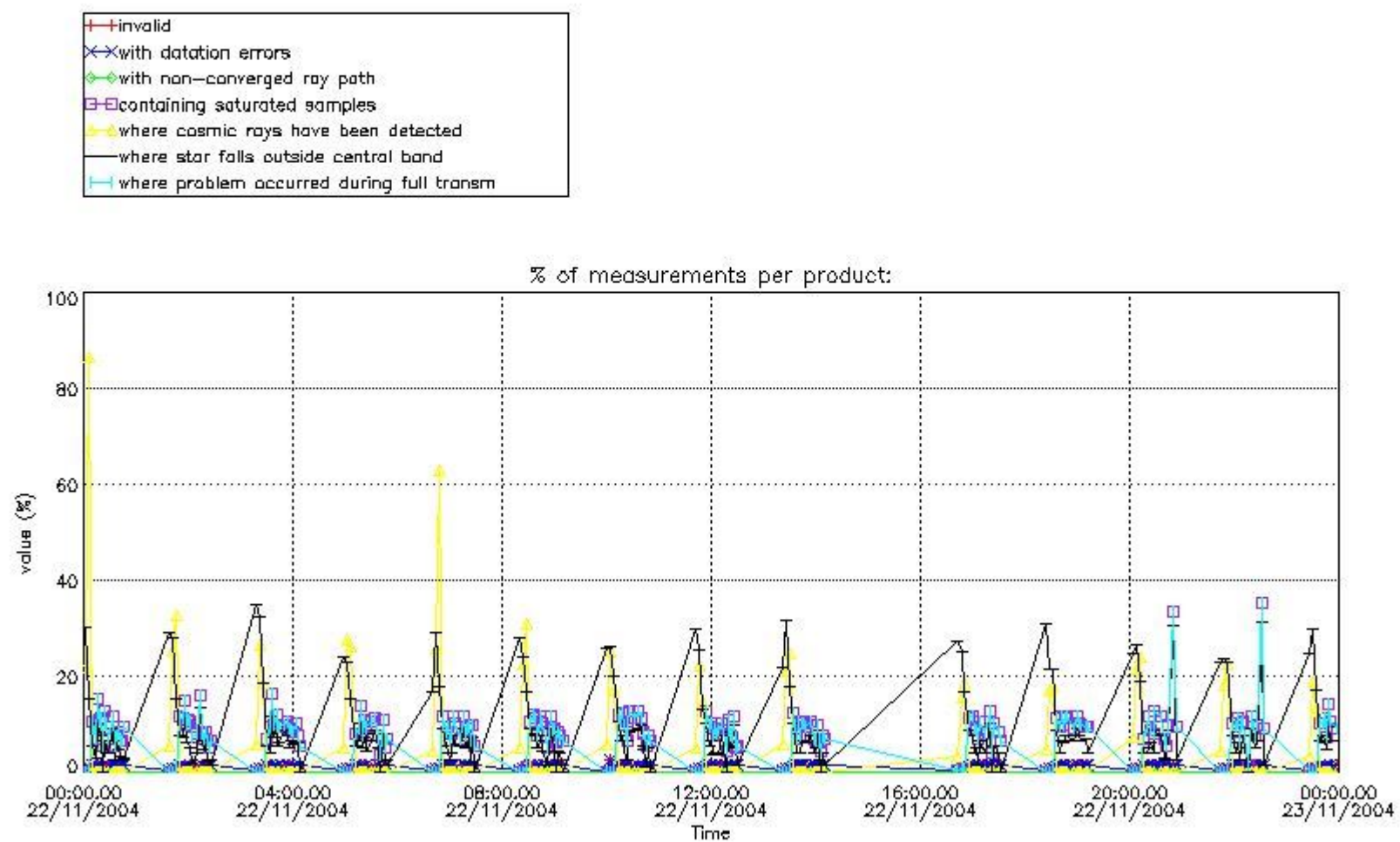
In this section it is plotted some information contained in the Quality Summary data set of the level 2 products that comes from the level 1b processing. Products without errors (error flag in the MPH set to "0") are used.

#### 4.1 Plot quality information per product (time dependant) coming from level 1b processing

##### 4.1.1 Plot level 1 quality information per product (time dependant): ENVISAT ASCENDING passes



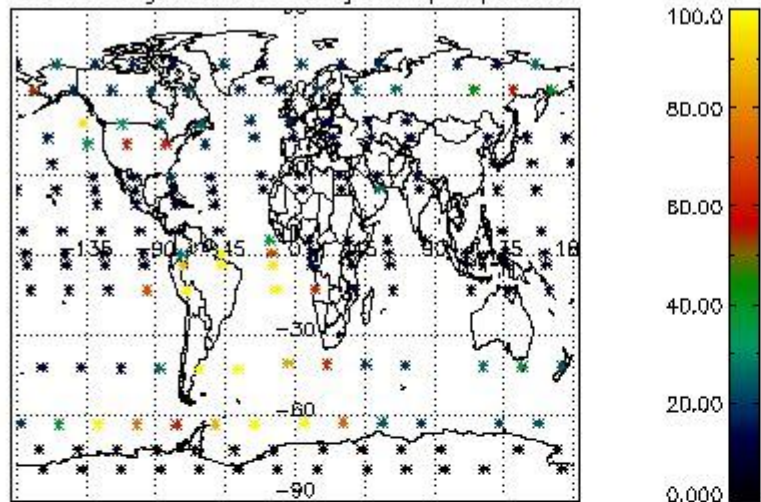
4.1.2 Plot level 1 quality information per product (time dependant): ENVI SAT DESCENDING passes



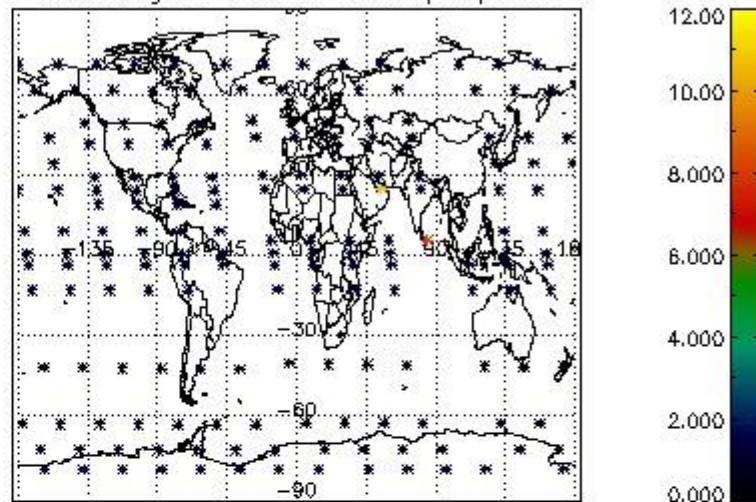
*4.2 Plot quality information per product coming from level 1b processing (world map)*

*4.2.1 Plot level 1 quality information per product (world map): ENVISAT ASCENDING passes*

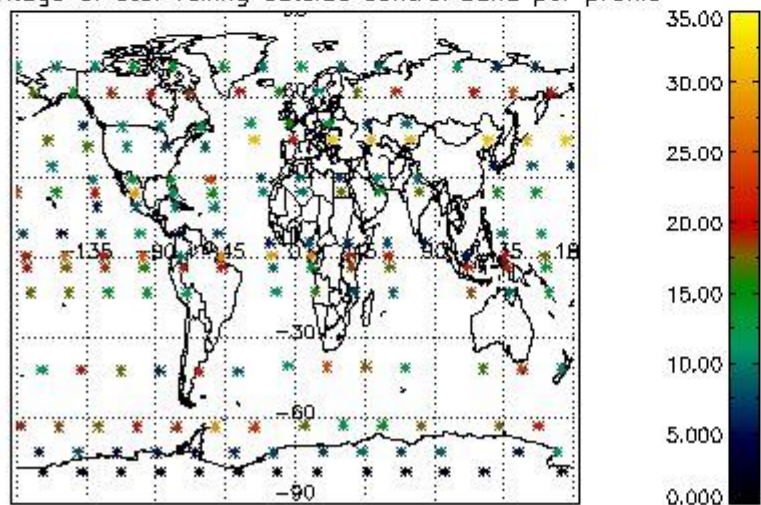
Percentage of cosmic ray hits per profile



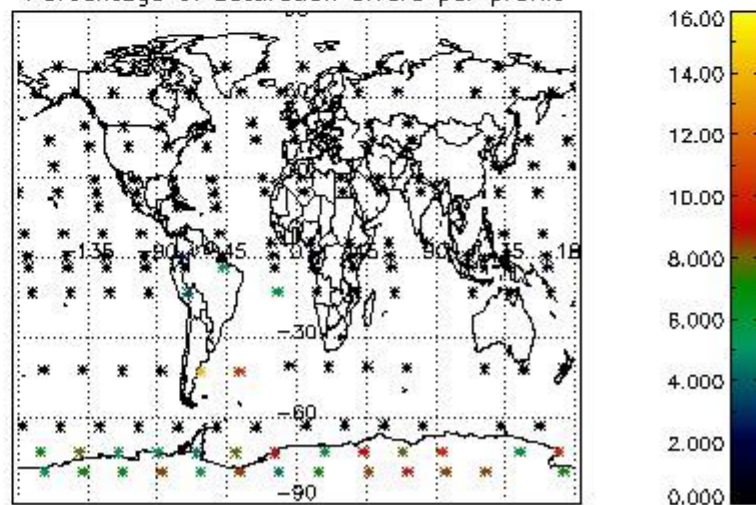
Percentage of datation errors per profile



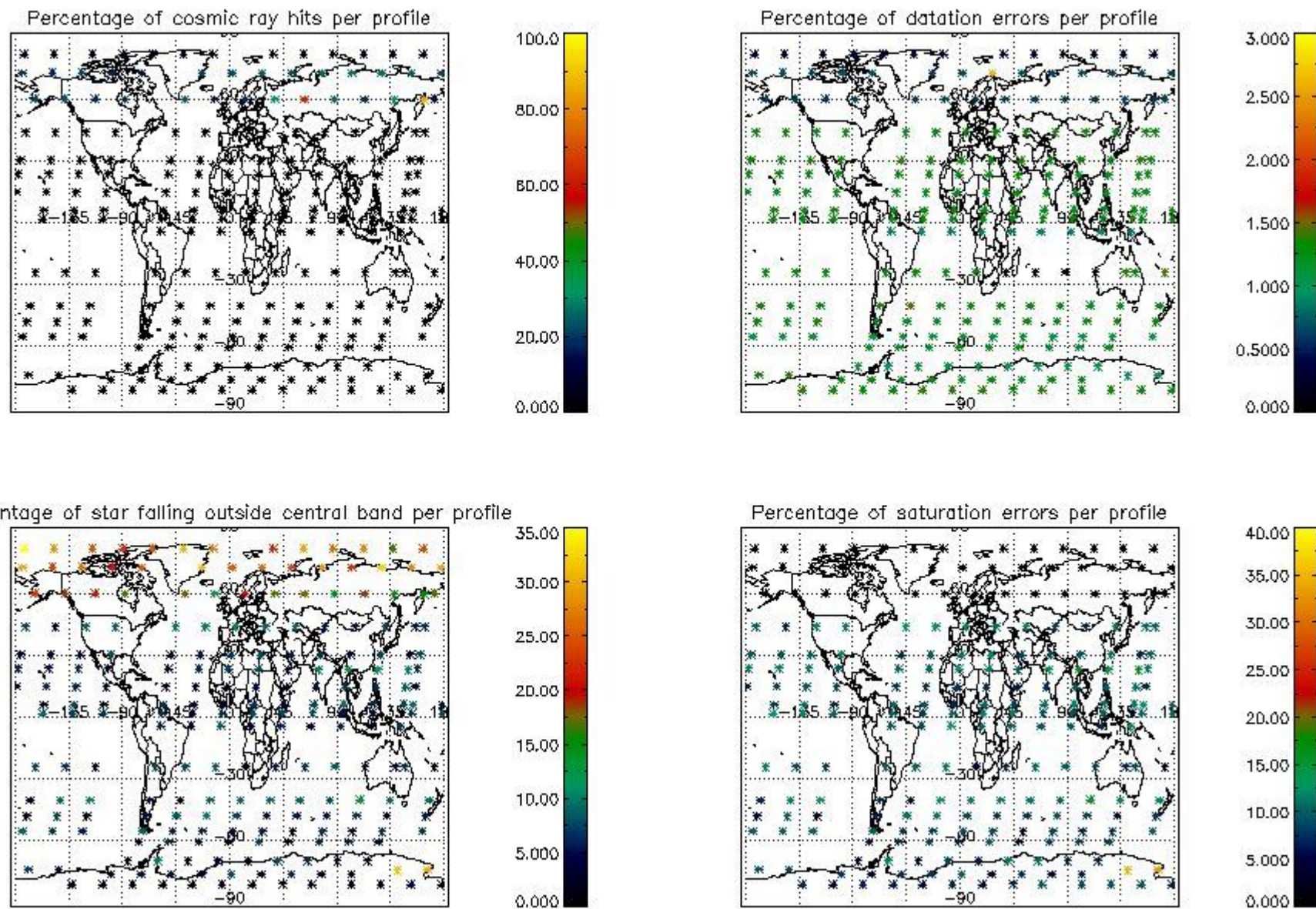
Percentage of star falling outside central band per profile



Percentage of saturation errors per profile



4.2.2 Plot level 1 quality information per product (world map): ENVISAT DESCENDING passes



## 5. Trace gas profiles

### 5.1 Ozone statistics based on quality of products

The final quality of the products can be "measured" using the STD (Standard Deviation) attached to every point profile. This information is written to the parameter GOM\_NL\_\_2P/NL\_LOCAL\_SPECIES\_DENSITY/o3\_std of the level 2 products. The table below shows the statistics for given STD ranges.

The statistics are given with respect to the overall valid production:

- Products without fatal errors: GOM\_NL\_\_2P/MPH/PRODUCT\_ERR=0
- Valid point profile: GOM\_NL\_\_2P/NL\_LOCAL\_SPECIES\_DENSITY/pcd(0)=0

The 'Criteria' is applied to valid points of dark limb products:

- Products in dark limb illumination condition: GOM\_NL\_\_2P/NL\_SUMMARY\_QUALITY/obs\_ill\_cond=0
- Products without fatal errors: GOM\_NL\_\_2P/MPH/PRODUCT\_ERR=0
- Valid point profile: GOM\_NL\_\_2P/NL\_LOCAL\_SPECIES\_DENSITY/pcd(0)=0

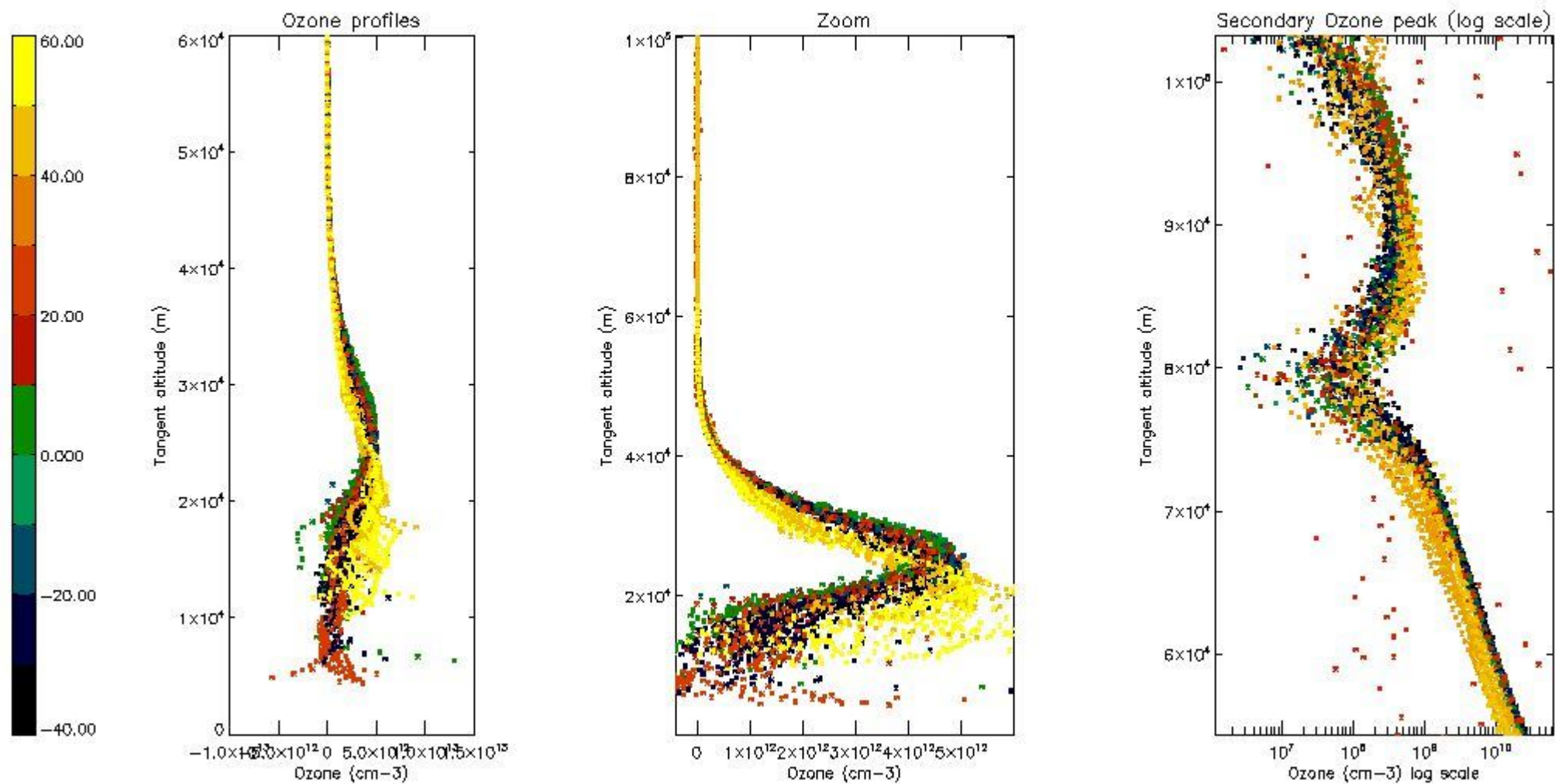
So, the table below shows the percentage of dark limb and valid observations for each criteria with respect to the overall valid daily observations.

Criteria	% of total production
All STD	28
STD < 20	18

STD < 10	16
STD < 5	12

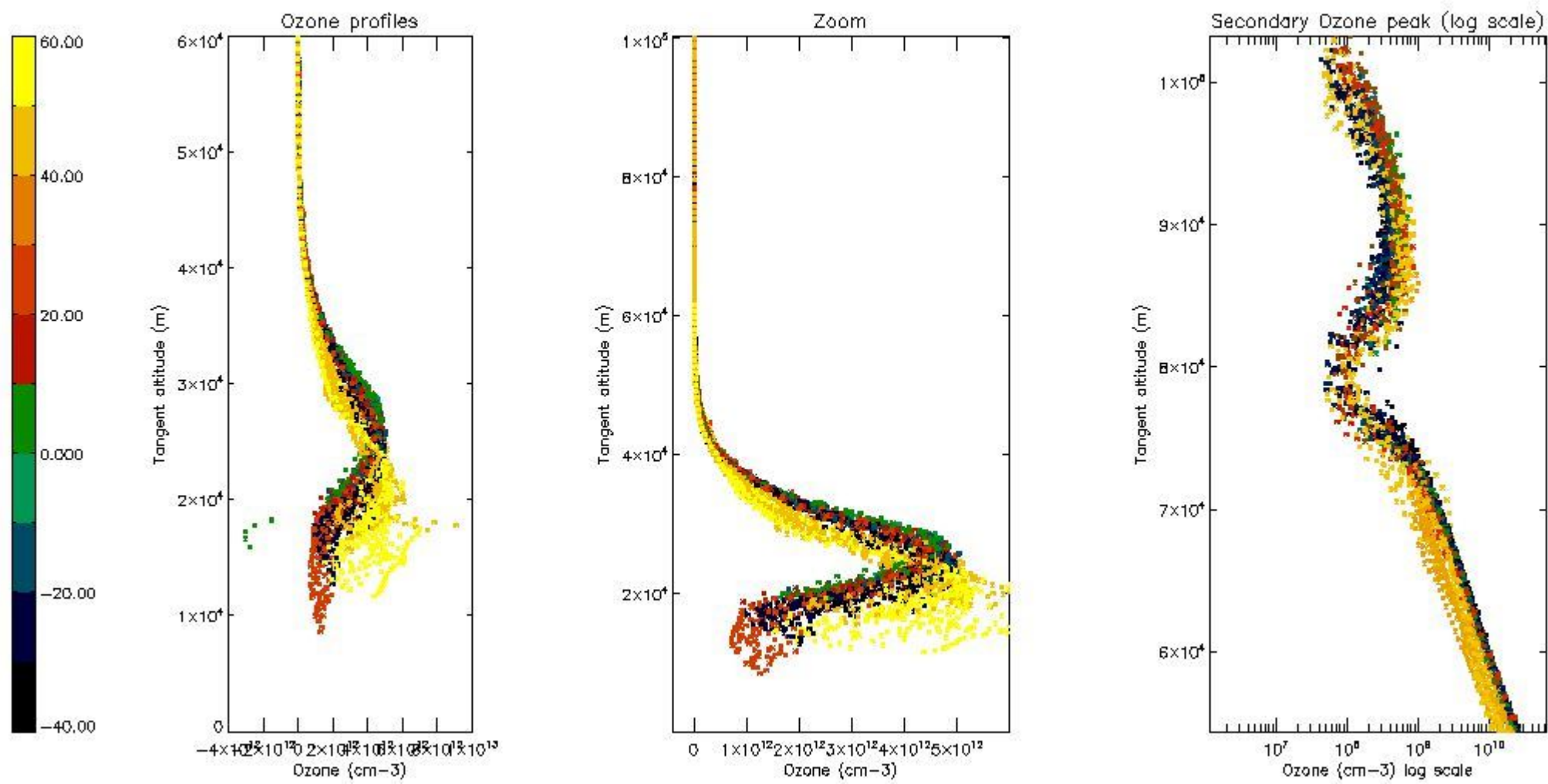
5.2 Plot ozone profiles for all STD (dark without errors)

The colorbar represents the latitude.



5.3 Plot ozone profiles where STD < 20% (dark without errors)

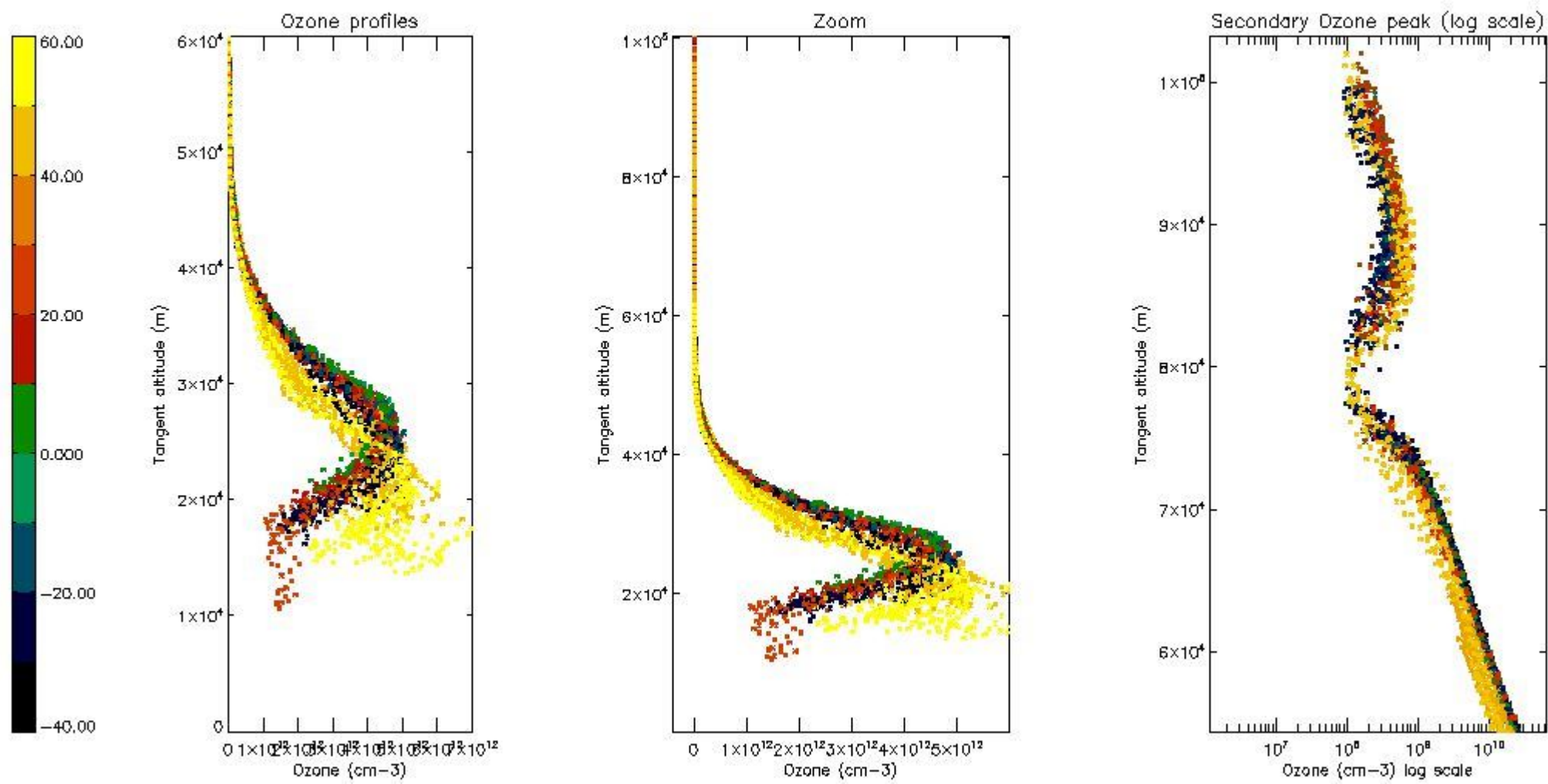
The colorbar represents the latitude.



*5.4 Plot ozone profiles where STD < 10% (dark without errors)*

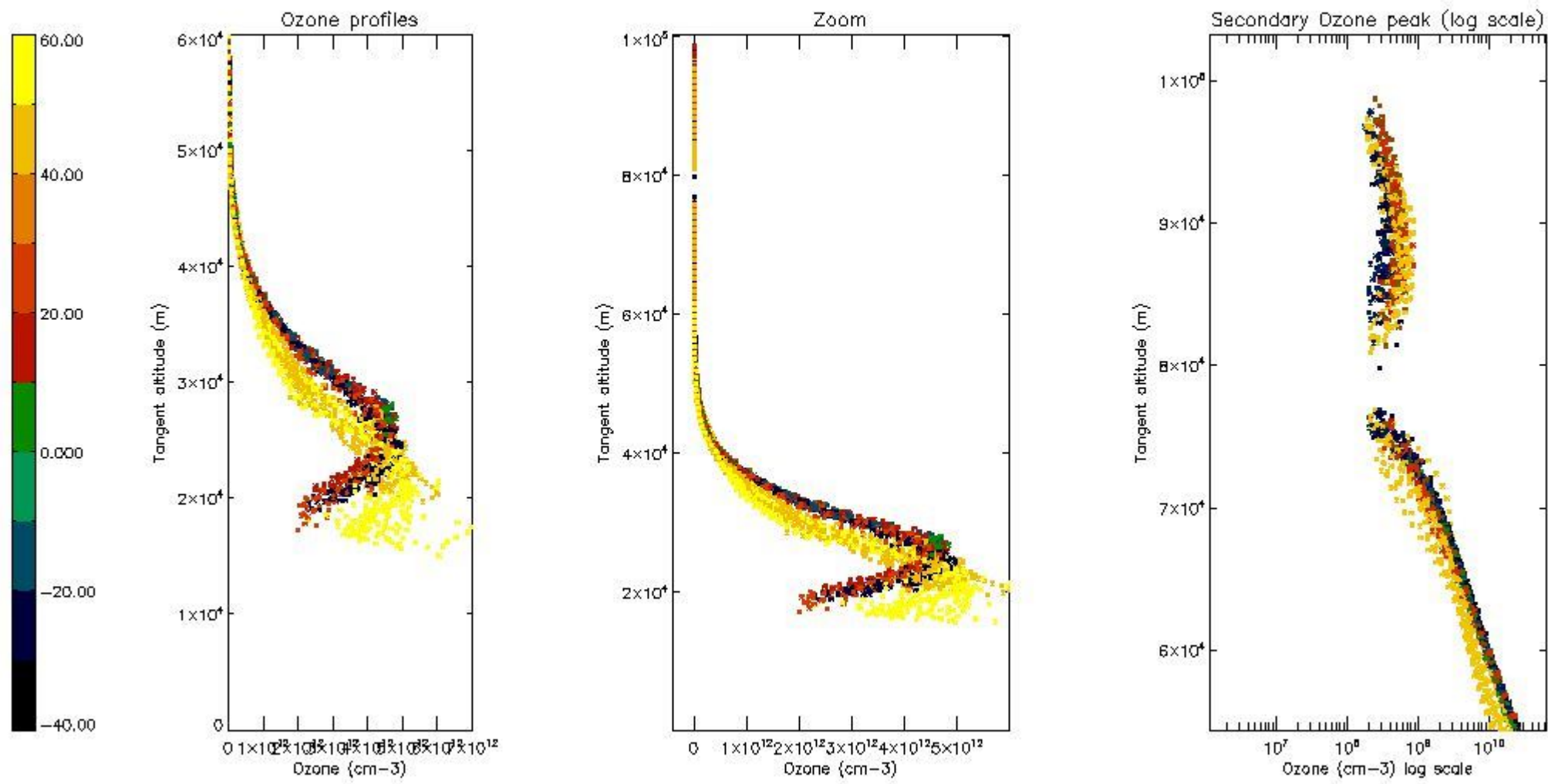
The colorbar represents the latitude.





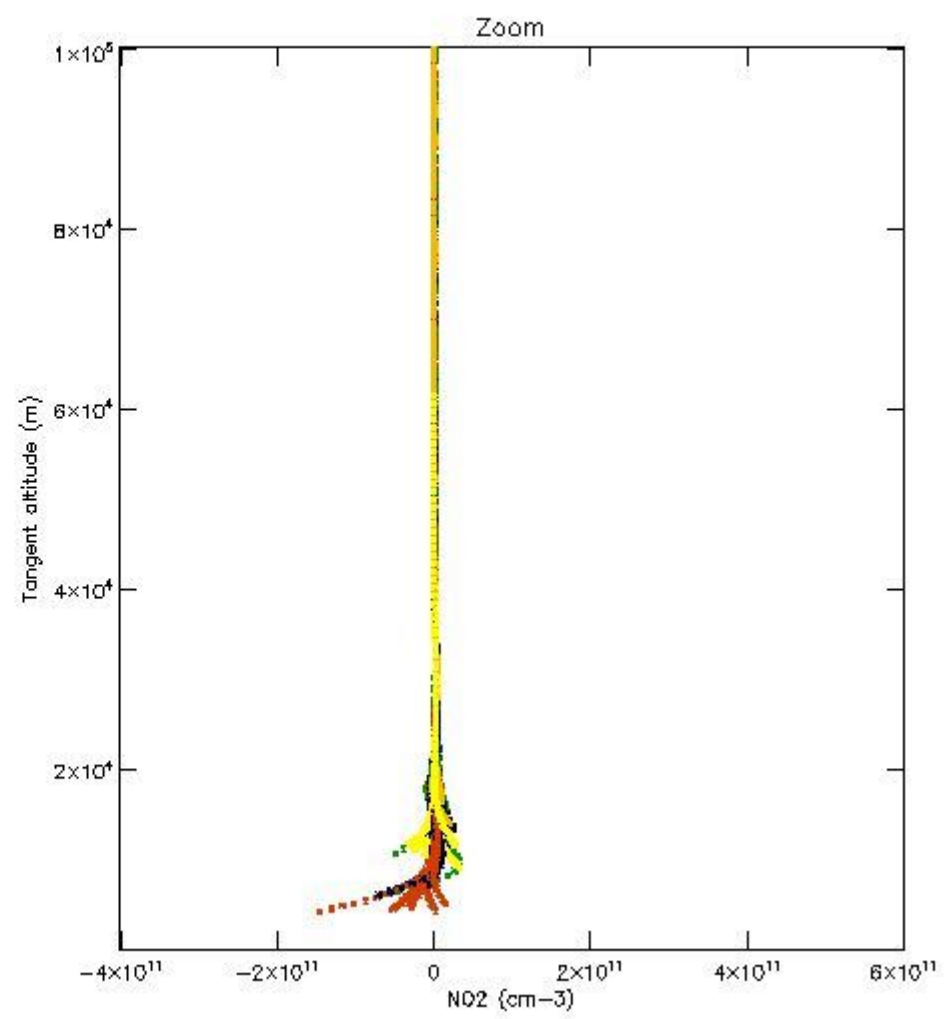
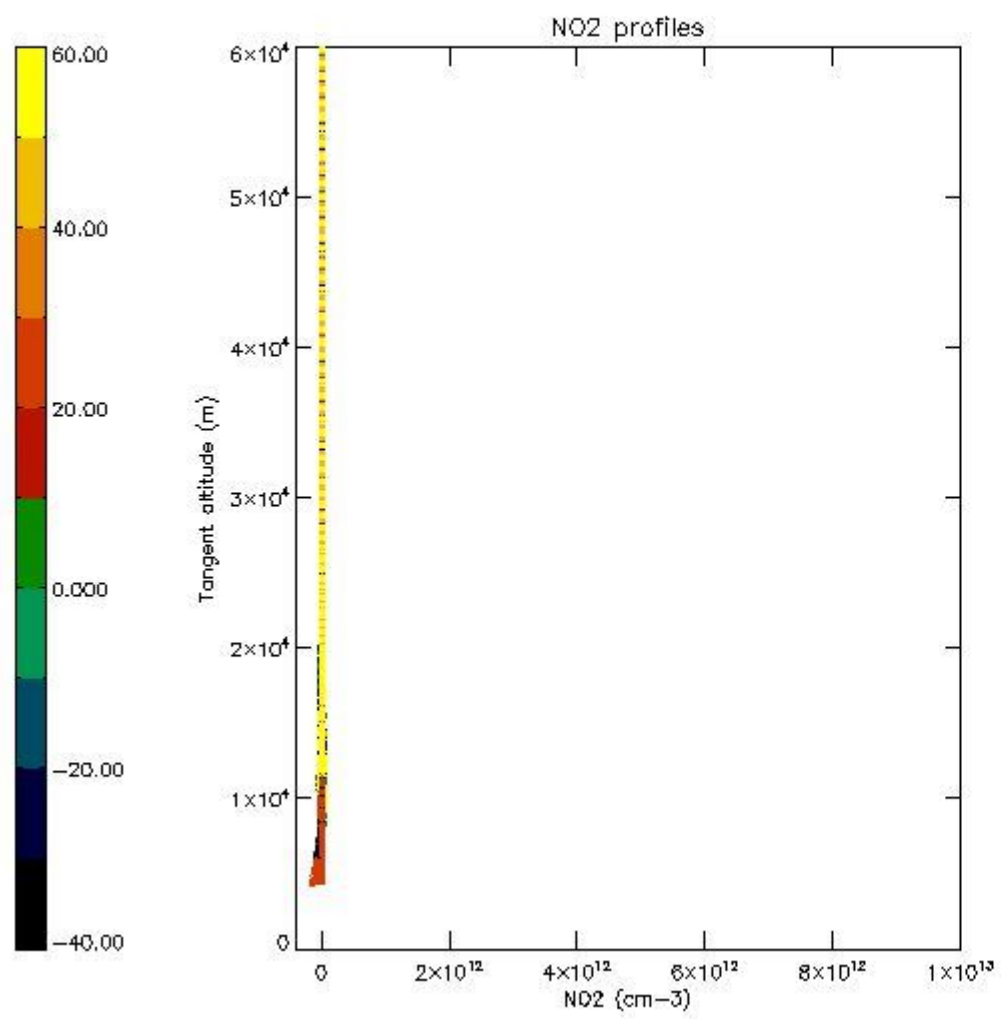
*5.5 Plot ozone profiles where STD < 5% (dark without errors)*

The colorbar represents the latitude.



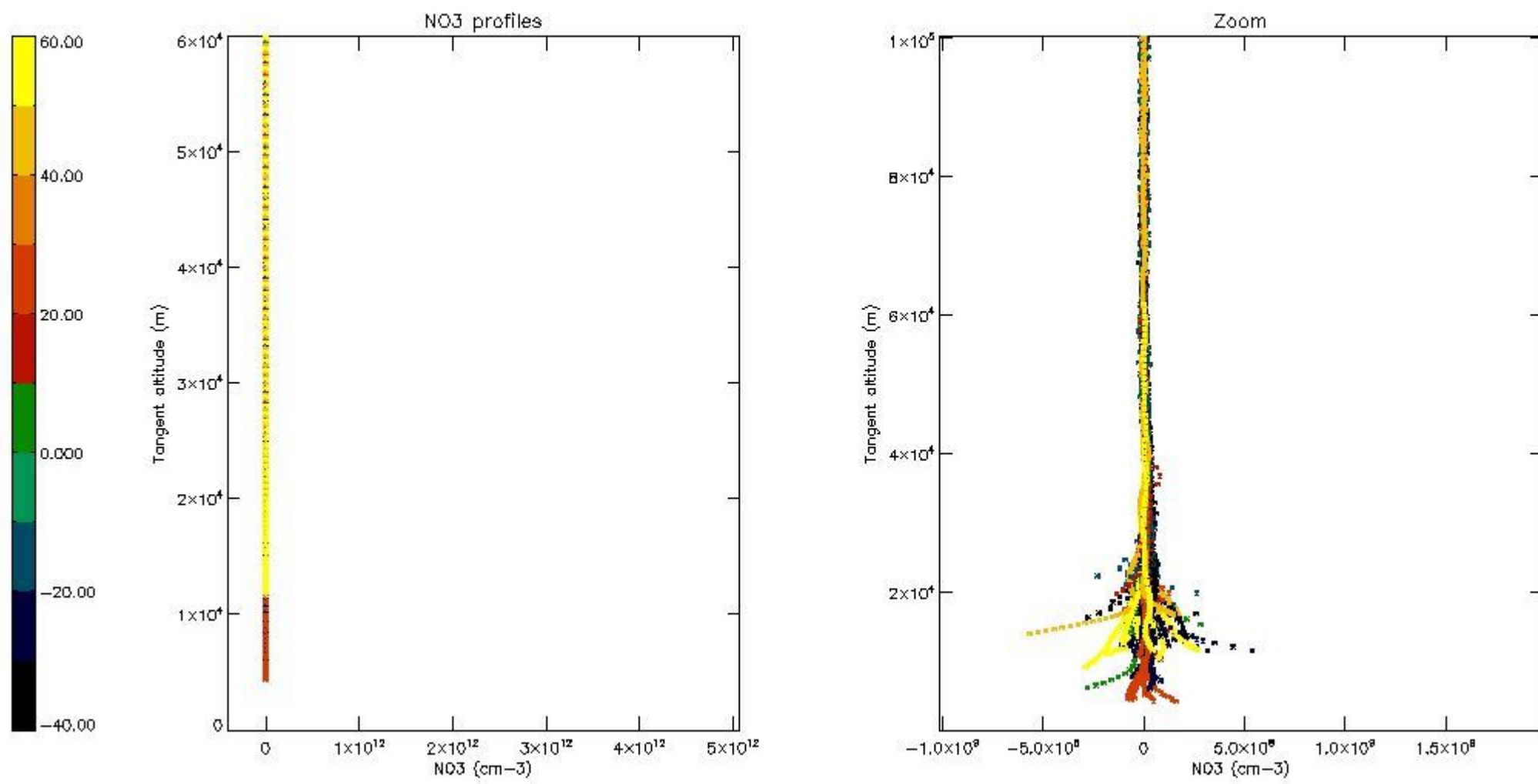
*5.6 Plot NO<sub>2</sub> profiles for all STD (dark without errors)*

The colorbar represents the latitude.



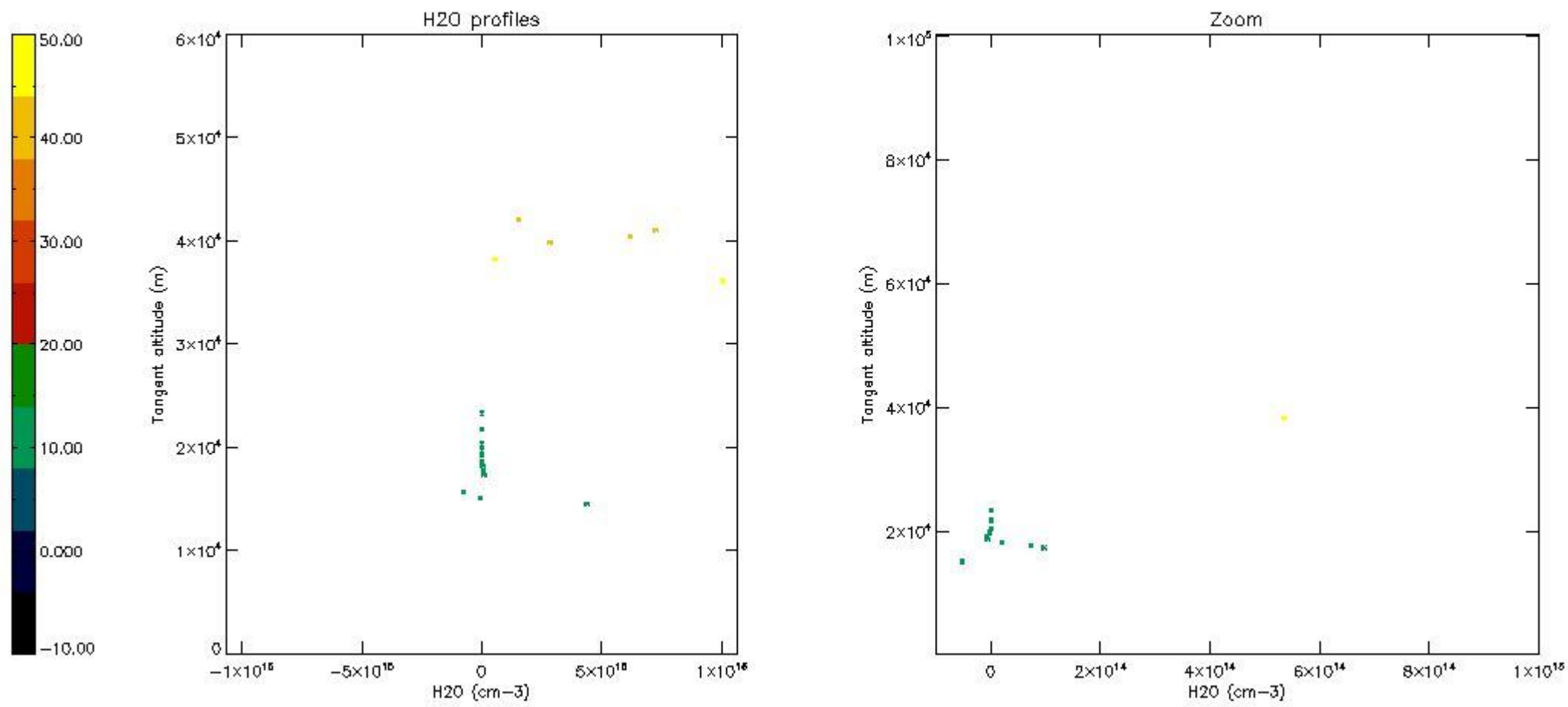
*5.7 Plot NO3 profiles for all STD (dark without errors)*

The colorbar represents the latitude.



*5.8 Plot H2O profiles for all STD (only for occultations of stars 1,2,3,4,13,14,16,26,63 dark without errors)*

The colorbar represents the latitude.



## 6. Auxiliary Data Files used for the production reported in section 2

The number reported in the third column indicates since which file (see list in section 2) the corresponding auxiliary file has been used. The fourth column is the date of those product files.

Type	Auxiliary Filename	Used since product	Used since product date
INST_PHYS_CHARACTERISTICS	GOM_INS_AXVIEC20091111_143220_20030716_120000_20500101_000000	1	22-NOV-2004 00:01:06
LEVEL-2_PROC_CONFIG	GOM_PR2_AXVIEC20091111_152718_20020301_000000_20500101_000000	1	22-NOV-2004 00:01:06
CROSS_SECTIONS_FILE	GOM_CRS_AXVIEC20091111_154832_20020301_000000_20500101_000000	1	22-NOV-2004 00:01:06

# GOMOS Level 2 Daily Report

## SUMMARY

### [1. General Info](#)

### [2. Summary of processed GOM\\_NL\\_2P products](#)

### [3. Level 2 Quality information per product](#)

#### [3.1 Plot of level 2 quality information per product \(time dependant\)](#)

#### [3.2 Plot of level 2 quality information per product \(world map\)](#)

### [4. Level 1 Quality information per product \(stored on level 2 products\)](#)

#### [4.1 Plot of level 1 quality information per product \(time dependant\)](#)

##### [4.1.1 Plot of level 1 quality information per product \(time dependant\): ASCENDING](#)

##### [4.1.2 Plot of level 1 quality information per product \(time dependant\): DESCENDING](#)

#### [4.2 Plot of level 1 quality information per product \(world map\)](#)

##### [4.2.1 Plot of level 1 quality information per product \(world map\): ASCENDING](#)

##### [4.2.2 Plot of level 1 quality information per product \(world map\): DESCENDING](#)

### [5. Ozone profiles based on quality statistics and other trace gas profiles](#)

#### [5.1 Ozone statistics based on quality of products](#)

#### [5.2 Plot ozone profiles for all STD \(dark without errors\)](#)

#### [5.3 Plot ozone profiles where STD < 20% \(dark without errors\)](#)

#### [5.4. Plot ozone profiles where STD < 10% \(dark without errors\)](#)

#### [5.5. Plot ozone profiles where STD < 5% \(dark without errors\)](#)

#### [5.6 Plot NO2 profiles for all STD \(dark without errors\)](#)

#### [5.7 Plot NO3 profiles for all STD \(dark without errors\)](#)

#### [5.8 Plot H2O profiles \(only for occultations of stars 1,2,3,4,13,14,16,26,63 dark without errors\) for all STD](#)

### [6. Auxiliary Data Files used for the production reported in section 2](#)

This report presents the daily analysis on parameters extracted from GOMOS level 2 data (GOM\_NL\_\_2P).  
 It is intended to monitor some important parameters that will impact the quality of these products.  
 A list of level 2 products (and content) that have arrived during the reporting day to the PCF is also given.

Item	Value
Time of report generation	19APR2013 16:05:17
Data source version	GOMOS/6.01
Start time of products	22-11-2004 (22NOV2004 00:00:00)
Stop time of products	23-11-2004 (23NOV2004 00:00:00)
Store outputs in DB	Yes
Nb of level 2 prods	412
Nb of prods with errors	0

## 2. Summary of processed GOM\_NL\_\_2P products.

Nr	Filename	UTC Start time	Limb	Duration	Star Id	Star Name	Star Mag	Star Temp	Nb Meas	Orbit	Prod. error
1	GOM_NL__2PRFIN20041122_000106_000000802032_00188_14270_6363.N1	22-NOV-2004 00:01:06	Straylight	80.000	7	19Bet Ori	0.10000	14000.	160	14270	No
2	GOM_NL__2PRFIN20041122_000502_000000852032_00188_14270_6364.N1	22-NOV-2004 00:05:02	Twilight_stray	84.500	30	46Eps Ori	1.6940	30000.	169	14270	No
3	GOM_NL__2PRFIN20041122_000933_000000382032_00188_14270_6365.N1	22-NOV-2004 00:09:33	Bright	37.500	105	6Bet Ari	2.6450	8900.0	75	14270	No
4	GOM_NL__2PRFIN20041122_001322_000000362032_00188_14270_6366.N1	22-NOV-2004 00:13:22	Bright	36.000	173	4Bet Tri	3.0040	8900.0	72	14270	No
5	GOM_NL__2PRFIN20041122_001527_000000392032_00188_14270_6367.N1	22-NOV-2004 00:15:27	Bright	39.000	73	57Gam1And	2.2600	13100.	78	14270	No
6	GOM_NL__2PRFIN20041122_001749_000000412032_00188_14270_6368.N1	22-NOV-2004 00:17:49	Bright	41.000	175	39Del Per	3.0100	19400.	82	14270	No
7	GOM_NL__2PRFIN20041122_002007_000000402032_00188_14270_6369.N1	22-NOV-2004 00:20:07	Bright	39.500	68	18Alp Cas	2.2250	4500.0	79	14270	No
8	GOM_NL__2PRFIN20041122_002119_000000372032_00188_14270_6370.N1	22-NOV-2004 00:21:19	Bright	36.500	74	11Bet Cas	2.2680	6600.0	73	14270	No
9	GOM_NL__2PRFIN20041122_002311_000000602032_00188_14270_6371.N1	22-NOV-2004 00:23:11	Bright	59.500	42	34Bet Aur	1.9000	10200.	119	14270	No
10	GOM_NL__2PRFIN20041122_002839_000000372032_00188_14270_6372.N1	22-NOV-2004 00:28:39	Bright	36.500	49	1Alp UMi	1.9900	6300.0	73	14270	No
11	GOM_NL__2PRFIN20041122_003311_000000392032_00188_14270_6373.N1	22-NOV-2004 00:33:11	Bright	38.500	60	7Bet UMi	2.0810	3950.0	77	14270	No
12	GOM_NL__2PRFIN20041122_003523_000000372032_00188_14270_6374.N1	22-NOV-2004 00:35:23	Bright	37.000	119	14Eta Dra	2.7270	4700.0	74	14270	No
13	GOM_NL__2PRFIN20041122_003735_000000452032_00188_14270_6375.N1	22-NOV-2004 00:37:35	Bright	45.000	82	48Bet UMa	2.3650	10600.	90	14270	No
14	GOM_NL__2PRFIN20041122_003904_000000422032_00188_14270_6376.N1	22-NOV-2004 00:39:04	Bright	42.000	87	64Gam UMa	2.4330	11000.	84	14270	No
15	GOM_NL__2PRFIN20041122_004150_000000462032_00188_14270_6377.N1	22-NOV-2004 00:41:50	Bright	46.000	174	52Psi UMa	3.0040	4400.0	92	14270	No
16	GOM_NL__2PRFIN20041122_004355_000000392032_00188_14270_6378.N1	22-NOV-2004 00:43:55	Bright	38.500	152	12Alp2CVn	2.8900	11000.	77	14270	No
17	GOM_NL__2PRFIN20041122_004609_000000372032_00188_14270_6379.N1	22-NOV-2004 00:46:09	Bright	36.500	83		2.3780	11000.	73	14270	No
18	GOM_NL__2PRFIN20041122_004839_000000362032_00188_14270_6380.N1	22-NOV-2004 00:48:39	Bright	35.500	3	16Alp Boo	-0.050000	4250.0	71	14270	No
19	GOM_NL__2PRFIN20041122_005118_000000592032_00188_14270_6381.N1	22-NOV-2004 00:51:18	Bright	59.000	96	68Del Leo	2.5600	9300.0	118	14270	No
20	GOM_NL__2PRFIN20041122_005415_000001122032_00188_14270_6382.N1	22-NOV-2004 00:54:15	Twilight_stray	111.50	51	41Gam1Leo	2.0100	4500.0	223	14270	No
21	GOM_NL__2PRFIN20041122_010014_000001342032_00188_14270_6383.N1	22-NOV-2004 01:00:14	Straylight	133.50	22	32Alp Leo	1.3600	15200.	267	14270	No
22	GOM_NL__2PRFIN20041122_011112_000000462032_00188_14270_6384.N1	22-NOV-2004 01:11:12	Dark	45.500	20	Bet Cru	1.2530	30000.	91	14270	No
23	GOM_NL__2PRFIN20041122_011221_000000512032_00189_14271_6353.N1	22-NOV-2004 01:12:21	Dark	51.000	12	Alp1Cru	0.77500	30000.	102	14271	No
24	GOM_NL__2PRFIN20041122_011443_000000412032_00189_14271_6354.N1	22-NOV-2004 01:14:43	Dark	41.000	124	The Car	2.7640	30000.	82	14271	No
25	GOM_NL__2PRFIN20041122_011735_000000412032_00189_14271_6355.N1	22-NOV-2004 01:17:35	Dark	41.000	29	Bet Car	1.6720	10200.	82	14271	No
26	GOM_NL__2PRFIN20041122_011900_000000472032_00189_14271_6356.N1	22-NOV-2004 01:19:00	Dark	47.000	41	Eps Car	1.8600	4100.0	94	14271	No
27	GOM_NL__2PRFIN20041122_012024_000000602032_00189_14271_6357.N1	22-NOV-2004 01:20:24	Dark	59.500	34	Gam2Vel	1.7930	23000.	119	14271	No
28	GOM_NL__2PRFIN20041122_012351_000000502032_00189_14271_6358.N1	22-NOV-2004 01:23:51	Dark	49.500	161	Tau Pup	2.9310	4500.0	99	14271	No
29	GOM_NL__2PRFIN20041122_012601_000001142032_00189_14271_6359.N1	22-NOV-2004 01:26:01	Dark	113.50	132	15Rho Pup	2.8030	6900.0	227	14271	No
30	GOM_NL__2PRFIN20041122_012937_000000812032_00189_14271_6360.N1	22-NOV-2004 01:29:37	Dark	81.000	23	21Eps CMa	1.5020	26000.	162	14271	No
31	GOM_NL__2PRFIN20041122_013235_000000422032_00189_14271_6361.N1	22-NOV-2004 01:32:35	Straylight	41.500	157	The1Eri	2.9060	9300.0	83	14271	No
32	GOM_NL__2PRFIN20041122_013729_000001432032_00189_14271_6362.N1	22-NOV-2004 01:37:29	Straylight	143.00	1	9Alp CMa	-1.4400	11000.	286	14271	No
33	GOM_NL__2PRFIN20041122_014142_000000772032_00189_14271_6363.N1	22-NOV-2004 01:41:42	Straylight	77.000	7	19Bet Ori	0.10000	14000.	154	14271	No
34	GOM_NL__2PRFIN20041122_014537_000000832032_00189_14271_6364.N1	22-NOV-2004 01:45:37	Twilight_stray	82.500	30	46Eps Ori	1.6940	30000.	165	14271	No
35	GOM_NL__2PRFIN20041122_015008_000000392032_00189_14271_6365.N1	22-NOV-2004 01:50:08	Bright	38.500	105	6Bet Ari	2.6450	8900.0	77	14271	No
36	GOM_NL__2PRFIN20041122_015356_000000412032_00189_14271_6366.N1	22-NOV-2004 01:53:56	Bright	40.500	173	4Bet Tri	3.0040	8900.0	81	14271	No
37	GOM_NL__2PRFIN20041122_015602_000000412032_00189_14271_6367.N1	22-NOV-2004 01:56:02	Bright	40.500	73	57Gam1And	2.2600	13100.	81	14271	No
38	GOM_NL__2PRFIN20041122_015824_000000412032_00189_14271_6368.N1	22-NOV-2004 01:58:24	Bright	41.000	175	39Del Per	3.0100	19400.	82	14271	No
39	GOM_NL__2PRFIN20041122_020041_000000412032_00189_14271_6369.N1	22-NOV-2004 02:00:41	Bright	41.000	68	18Alp Cas	2.2250	4500.0	82	14271	No
40	GOM_NL__2PRFIN20041122_020155_000000392032_00189_14271_6370.N1	22-NOV-2004 02:01:55	Bright	38.500	74	11Bet Cas	2.2680	6600.0	77	14271	No
41	GOM_NL__2PRFIN20041122_020346_000000562032_00189_14271_6371.N1	22-NOV-2004 02:03:46	Bright	56.000	42	34Bet Aur	1.9000	10200.	112	14271	No
42	GOM_NL__2PRFIN20041122_020914_000000372032_00189_14271_6372.N1	22-NOV-2004 02:09:14	Bright	37.000	49	1Alp UMi	1.9900	6300.0	74	14271	No

43	GOM_NL__2PRFIN20041122_021347_000000412032_00189_14271_6373.N1	22-NOV-2004 02:13:47	Bright	41.000	60	7Bet UMi	2.0810	3950.0	82	14271	No
44	GOM_NL__2PRFIN20041122_021600_000000382032_00189_14271_6374.N1	22-NOV-2004 02:16:00	Bright	38.000	119	14Eta Dra	2.7270	4700.0	76	14271	No
45	GOM_NL__2PRFIN20041122_021811_000000442032_00189_14271_6375.N1	22-NOV-2004 02:18:11	Bright	44.000	82	48Bet UMa	2.3650	10600.	88	14271	No
46	GOM_NL__2PRFIN20041122_021940_000000432032_00189_14271_6376.N1	22-NOV-2004 02:19:40	Bright	42.500	87	64Gam UMa	2.4330	11000.	85	14271	No
47	GOM_NL__2PRFIN20041122_022225_000000462032_00189_14271_6377.N1	22-NOV-2004 02:22:25	Bright	46.000	174	52Psi UMa	3.0040	4400.0	92	14271	No
48	GOM_NL__2PRFIN20041122_022431_000000392032_00189_14271_6378.N1	22-NOV-2004 02:24:31	Bright	38.500	152	12Alp2CVn	2.8900	11000.	77	14271	No
49	GOM_NL__2PRFIN20041122_022643_000000382032_00189_14271_6379.N1	22-NOV-2004 02:26:43	Bright	38.000	83		2.3780	11000.	76	14271	No
50	GOM_NL__2PRFIN20041122_022916_000000352032_00189_14271_6380.N1	22-NOV-2004 02:29:16	Bright	34.500	3	16Alp Boo	-0.050000	4250.0	69	14271	No
51	GOM_NL__2PRFIN20041122_023155_000000582032_00189_14271_6381.N1	22-NOV-2004 02:31:55	Bright	57.500	96	68Del Leo	2.5600	9300.0	115	14271	No
52	GOM_NL__2PRFIN20041122_023452_000001212032_00189_14271_6382.N1	22-NOV-2004 02:34:52	Twilight	121.00	51	41Gam1Leo	2.0100	4500.0	242	14271	No
53	GOM_NL__2PRFIN20041122_024053_000001562032_00189_14271_6383.N1	22-NOV-2004 02:40:53	Straylight	155.50	22	32Alp Leo	1.3600	15200.	311	14271	No
54	GOM_NL__2PRFIN20041122_024910_000000422032_00189_14271_6384.N1	22-NOV-2004 02:49:10	Dark	41.500	64	Gam Cen	2.2000	10600.	83	14271	No
55	GOM_NL__2PRFIN20041122_025146_000000482032_00189_14271_6385.N1	22-NOV-2004 02:51:46	Dark	47.500	20	Bet Cru	1.2530	30000.	95	14271	No
56	GOM_NL__2PRFIN20041122_025255_000000432032_00190_14272_6353.N1	22-NOV-2004 02:52:55	Dark	42.500	12	Alp1Cru	0.77500	30000.	85	14272	No
57	GOM_NL__2PRFIN20041122_025519_000000402032_00190_14272_6354.N1	22-NOV-2004 02:55:19	Dark	39.500	124	The Car	2.7640	30000.	79	14272	No
58	GOM_NL__2PRFIN20041122_025811_000000412032_00190_14272_6355.N1	22-NOV-2004 02:58:11	Dark	40.500	29	Bet Car	1.6720	10200.	81	14272	No
59	GOM_NL__2PRFIN20041122_025937_000000452032_00190_14272_6356.N1	22-NOV-2004 02:59:37	Dark	45.000	41	Eps Car	1.8600	4100.0	90	14272	No
60	GOM_NL__2PRFIN20041122_030102_000000542032_00190_14272_6357.N1	22-NOV-2004 03:01:02	Dark	54.000	34	Gam2Vel	1.7930	23000.	108	14272	No
61	GOM_NL__2PRFIN20041122_030430_000000472032_00190_14272_6358.N1	22-NOV-2004 03:04:30	Dark	47.000	161	Tau Pup	2.9310	4500.0	94	14272	No
62	GOM_NL__2PRFIN20041122_030639_000001102032_00190_14272_6359.N1	22-NOV-2004 03:06:39	Dark	110.00	132	15Rho Pup	2.8030	6900.0	220	14272	No
63	GOM_NL__2PRFIN20041122_031014_000000842032_00190_14272_6360.N1	22-NOV-2004 03:10:14	Dark	83.500	23	21Eps CMa	1.5020	26000.	167	14272	No
64	GOM_NL__2PRFIN20041122_031311_000000422032_00190_14272_6361.N1	22-NOV-2004 03:13:11	Straylight	41.500	157	The1Eri	2.9060	9300.0	83	14272	No
65	GOM_NL__2PRFIN20041122_031805_000001562032_00190_14272_6362.N1	22-NOV-2004 03:18:05	Straylight	156.00	1	9Alp CMa	-1.4400	11000.	312	14272	No
66	GOM_NL__2PRFIN20041122_032218_000000812032_00190_14272_6363.N1	22-NOV-2004 03:22:18	Straylight	80.500	7	19Bet Ori	0.10000	14000.	161	14272	No
67	GOM_NL__2PRFIN20041122_032612_000000862032_00190_14272_6364.N1	22-NOV-2004 03:26:12	Twilight	86.000	30	46Eps Ori	1.6940	30000.	172	14272	No
68	GOM_NL__2PRFIN20041122_033044_000000372032_00190_14272_6365.N1	22-NOV-2004 03:30:44	Bright	37.000	105	6Bet Ari	2.6450	8900.0	74	14272	No
69	GOM_NL__2PRFIN20041122_033433_000000382032_00190_14272_6366.N1	22-NOV-2004 03:34:33	Bright	37.500	173	4Bet Tri	3.0040	8900.0	75	14272	No
70	GOM_NL__2PRFIN20041122_033636_000000432032_00190_14272_6367.N1	22-NOV-2004 03:36:36	Bright	43.000	73	57Gam1And	2.2600	13100.	86	14272	No
71	GOM_NL__2PRFIN20041122_033859_000000422032_00190_14272_6368.N1	22-NOV-2004 03:38:59	Bright	41.500	175	39Del Per	3.0100	19400.	83	14272	No
72	GOM_NL__2PRFIN20041122_034117_000000422032_00190_14272_6369.N1	22-NOV-2004 03:41:17	Bright	42.000	68	18Alp Cas	2.2250	4500.0	84	14272	No
73	GOM_NL__2PRFIN20041122_034232_000000382032_00190_14272_6370.N1	22-NOV-2004 03:42:32	Bright	37.500	74	11Bet Cas	2.2680	6600.0	75	14272	No
74	GOM_NL__2PRFIN20041122_034420_000000582032_00190_14272_6371.N1	22-NOV-2004 03:44:20	Bright	58.000	42	34Bet Aur	1.9000	10200.	116	14272	No
75	GOM_NL__2PRFIN20041122_034949_000000412032_00190_14272_6372.N1	22-NOV-2004 03:49:49	Bright	40.500	49	1Alp UMi	1.9900	6300.0	81	14272	No
76	GOM_NL__2PRFIN20041122_035423_000000392032_00190_14272_6373.N1	22-NOV-2004 03:54:23	Bright	38.500	60	7Bet UMi	2.0810	3950.0	77	14272	No
77	GOM_NL__2PRFIN20041122_035636_000000382032_00190_14272_6374.N1	22-NOV-2004 03:56:36	Bright	38.000	119	14Eta Dra	2.7270	4700.0	76	14272	No
78	GOM_NL__2PRFIN20041122_035846_000000462032_00190_14272_6375.N1	22-NOV-2004 03:58:46	Bright	45.500	82	48Bet UMa	2.3650	10600.	91	14272	No
79	GOM_NL__2PRFIN20041122_040016_000000422032_00190_14272_6376.N1	22-NOV-2004 04:00:16	Bright	42.000	87	64Gam UMa	2.4330	11000.	84	14272	No
80	GOM_NL__2PRFIN20041122_040301_000000492032_00190_14272_6377.N1	22-NOV-2004 04:03:01	Bright	48.500	174	52Psi UMa	3.0040	4400.0	97	14272	No
81	GOM_NL__2PRFIN20041122_040507_000000402032_00190_14272_6378.N1	22-NOV-2004 04:05:07	Bright	40.000	152	12Alp2CVn	2.8900	11000.	80	14272	No
82	GOM_NL__2PRFIN20041122_040721_000000362032_00190_14272_6379.N1	22-NOV-2004 04:07:21	Bright	36.000	83		2.3780	11000.	72	14272	No
83	GOM_NL__2PRFIN20041122_040952_000000362032_00190_14272_6380.N1	22-NOV-2004 04:09:52	Bright	35.500	3	16Alp Boo	-0.050000	4250.0	71	14272	No
84	GOM_NL__2PRFIN20041122_041232_000000562032_00190_14272_6381.N1	22-NOV-2004 04:12:32	Bright	55.500	96	68Del Leo	2.5600	9300.0	111	14272	No
85	GOM_NL__2PRFIN20041122_041529_000001082032_00190_14272_6382.N1	22-NOV-2004 04:15:29	Twilight	107.50	51	41Gam1Leo	2.0100	4500.0	215	14272	No
86	GOM_NL__2PRFIN20041122_042132_000001332032_00190_14272_6383.N1	22-NOV-2004 04:21:32	Straylight	133.00	22	32Alp Leo	1.3600	15200.	266	14272	No
87	GOM_NL__2PRFIN20041122_042946_000000422032_00190_14272_6384.N1	22-NOV-2004 04:29:46	Dark	41.500	64	Gam Cen	2.2000	10600.	83	14272	No
88	GOM_NL__2PRFIN20041122_043224_000000442032_00190_14272_6385.N1	22-NOV-2004 04:32:24	Dark	43.500	20	Bet Cru	1.2530	30000.	87	14272	No
89	GOM_NL__2PRFIN20041122_043333_000000492032_00191_14273_6373.N1	22-NOV-2004 04:33:33	Dark	49.000	12	Alp1Cru	0.77500	30000.	98	14273	No
90	GOM_NL__2PRFIN20041122_043556_000000422032_00191_14273_6374.N1	22-NOV-2004 04:35:56	Dark	42.000	124	The Car	2.7640	30000.	84	14273	No
91	GOM_NL__2PRFIN20041122_043847_000000412032_00191_14273_6375.N1	22-NOV-2004 04:38:47	Dark	41.000	29	Bet Car	1.6720	10200.	82	14273	No
92	GOM_NL__2PRFIN20041122_044014_000000562032_00191_14273_6376.N1	22-NOV-2004 04:40:14	Dark	55.500	41	Eps Car	1.8600	4100.0	111	14273	No
93	GOM_NL__2PRFIN20041122_044138_000000542032_00191_14273_6377.N1	22-NOV-2004 04:41:38	Dark	54.000	34	Gam2Vel	1.7930	23000.	108	14273	No
94	GOM_NL__2PRFIN20041122_044506_000000492032_00191_14273_6378.N1	22-NOV-2004 04:45:06	Dark	49.000	161	Tau Pup	2.9310	4500.0	98	14273	No
95	GOM_NL__2PRFIN20041122_044716_000001122032_00191_14273_6379.N1	22-NOV-2004 04:47:16	Dark	112.00	132	15Rho Pup	2.8030	6900.0	224	14273	No
96	GOM_NL__2PRFIN20041122_045051_000000822032_00191_14273_6380.N1	22-NOV-2004 04:50:51	Dark	81.500	23	21Eps CMa	1.5020	26000.	163	14273	No
97	GOM_NL__2PRFIN20041122_045347_000000402032_00191_14273_6381.N1	22-NOV-2004 04:53:47	Straylight	39.500	157	The1Eri	2.9060	9300.0	79	14273	No
98	GOM_NL__2PRFIN20041122_045841_000001332032_00191_14273_6382.N1	22-NOV-2004 04:58:41	Straylight	133.00	1	9Alp CMa	-1.4400	11000.	266	14273	No
99	GOM_NL__2PRFIN20041122_050253_000000732032_00191_14273_6383.N1	22-NOV-2004 05:02:53	Straylight	72.500	7	19Bet Ori	0.10000	14000.	145	14273	No
100	GOM_NL__2PRFIN20041122_050647_000000832032_00191_14273_6384.N1	22-NOV-2004 05:06:47	Twilight	82.500	30	46Eps Ori	1.6940	30000.	165	14273	No
101	GOM_NL__2PRFIN20041122_051121_000000372032_00191_14273_6385.N1	22-NOV-2004 05:11:21	Bright	37.000	105	6Bet Ari	2.6450	8900.0	74	14273	No



102	GOM_NL__2PRFIN20041122_051509_000000382032_00191_14273_6386.N1	22-NOV-2004 05:15:09	Bright	38.000	173	4Bet Tri	3.0040	8900.0	76	14273	No
103	GOM_NL__2PRFIN20041122_051713_000000402032_00191_14273_6387.N1	22-NOV-2004 05:17:13	Bright	40.000	73	57Gam1And	2.2600	13100.	80	14273	No
104	GOM_NL__2PRFIN20041122_051936_000000402032_00191_14273_6388.N1	22-NOV-2004 05:19:36	Bright	39.500	175	39Del Per	3.0100	19400.	79	14273	No
105	GOM_NL__2PRFIN20041122_052154_000000422032_00191_14273_6389.N1	22-NOV-2004 05:21:54	Bright	41.500	68	18Alp Cas	2.2250	4500.0	83	14273	No
106	GOM_NL__2PRFIN20041122_052308_000000382032_00191_14273_6390.N1	22-NOV-2004 05:23:08	Bright	38.000	74	11Bet Cas	2.2680	6600.0	76	14273	No
107	GOM_NL__2PRFIN20041122_052455_000000582032_00191_14273_6391.N1	22-NOV-2004 05:24:55	Bright	58.000	42	34Bet Aur	1.9000	10200.	116	14273	No
108	GOM_NL__2PRFIN20041122_053027_000000382032_00191_14273_6392.N1	22-NOV-2004 05:30:27	Bright	38.000	49	1Alp UMi	1.9900	6300.0	76	14273	No
109	GOM_NL__2PRFIN20041122_053459_000000402032_00191_14273_6393.N1	22-NOV-2004 05:34:59	Bright	39.500	60	7Bet UMi	2.0810	3950.0	79	14273	No
110	GOM_NL__2PRFIN20041122_053712_000000392032_00191_14273_6394.N1	22-NOV-2004 05:37:12	Bright	38.500	119	14Eta Dra	2.7270	4700.0	77	14273	No
111	GOM_NL__2PRFIN20041122_053922_000000422032_00191_14273_6395.N1	22-NOV-2004 05:39:22	Bright	41.500	82	48Bet UMa	2.3650	10600.	83	14273	No
112	GOM_NL__2PRFIN20041122_054052_000000402032_00191_14273_6396.N1	22-NOV-2004 05:40:52	Bright	39.500	87	64Gam UMa	2.4330	11000.	79	14273	No
113	GOM_NL__2PRFIN20041122_054336_000000502032_00191_14273_6397.N1	22-NOV-2004 05:43:36	Bright	50.000	174	52Psi UMa	3.0040	4400.0	100	14273	No
114	GOM_NL__2PRFIN20041122_054543_000000392032_00191_14273_6398.N1	22-NOV-2004 05:45:43	Bright	38.500	152	12Alp2CVn	2.8900	11000.	77	14273	No
115	GOM_NL__2PRFIN20041122_054758_000000362032_00191_14273_6399.N1	22-NOV-2004 05:47:58	Bright	36.000	83		2.3780	11000.	72	14273	No
116	GOM_NL__2PRFIN20041122_055028_000000352032_00191_14273_6400.N1	22-NOV-2004 05:50:28	Bright	34.500	3	16Alp Boo	-0.050000	4250.0	69	14273	No
117	GOM_NL__2PRFIN20041122_055308_000000562032_00191_14273_6401.N1	22-NOV-2004 05:53:08	Bright	56.000	96	68Del Leo	2.5600	9300.0	112	14273	No
118	GOM_NL__2PRFIN20041122_055606_000001112032_00191_14273_6402.N1	22-NOV-2004 05:56:06	Tw_i_and_stray	111.00	51	41Gam1Leo	2.0100	4500.0	222	14273	No
119	GOM_NL__2PRFIN20041122_060210_000001512032_00191_14273_6403.N1	22-NOV-2004 06:02:10	Straylight	150.50	22	32Alp Leo	1.3600	15200.	301	14273	No
120	GOM_NL__2PRFIN20041122_061023_000000422032_00191_14273_6404.N1	22-NOV-2004 06:10:23	Dark	41.500	64	Gam Cen	2.2000	10600.	83	14273	No
121	GOM_NL__2PRFIN20041122_061300_000000452032_00191_14273_6405.N1	22-NOV-2004 06:13:00	Dark	45.000	20	Bet Cru	1.2530	30000.	90	14273	No
122	GOM_NL__2PRFIN20041122_061410_000000452032_00192_14274_6373.N1	22-NOV-2004 06:14:10	Dark	44.500	12	Alp1Cru	0.77500	30000.	89	14274	No
123	GOM_NL__2PRFIN20041122_061632_000000412032_00192_14274_6374.N1	22-NOV-2004 06:16:32	Dark	40.500	124	The Car	2.7640	30000.	81	14274	No
124	GOM_NL__2PRFIN20041122_061924_000000392032_00192_14274_6375.N1	22-NOV-2004 06:19:24	Dark	39.000	29	Bet Car	1.6720	10200.	78	14274	No
125	GOM_NL__2PRFIN20041122_062051_000000492032_00192_14274_6376.N1	22-NOV-2004 06:20:51	Dark	49.000	41	Eps Car	1.8600	4100.0	98	14274	No
126	GOM_NL__2PRFIN20041122_062215_000000522032_00192_14274_6377.N1	22-NOV-2004 06:22:15	Dark	51.500	34	Gam2Vel	1.7930	23000.	103	14274	No
127	GOM_NL__2PRFIN20041122_062544_000000522032_00192_14274_6378.N1	22-NOV-2004 06:25:44	Dark	51.500	161	Tau Pup	2.9310	4500.0	103	14274	No
128	GOM_NL__2PRFIN20041122_062754_000001072032_00192_14274_6379.N1	22-NOV-2004 06:27:54	Dark	107.00	132	15Rho Pup	2.8030	6900.0	214	14274	No
129	GOM_NL__2PRFIN20041122_063128_000000782032_00192_14274_6380.N1	22-NOV-2004 06:31:28	Dark	77.500	23	21Eps CMa	1.5020	26000.	155	14274	No
130	GOM_NL__2PRFIN20041122_063424_000000402032_00192_14274_6381.N1	22-NOV-2004 06:34:24	Straylight	39.500	157	The1Eri	2.9060	9300.0	79	14274	No
131	GOM_NL__2PRFIN20041122_063917_000001222032_00192_14274_6382.N1	22-NOV-2004 06:39:17	Straylight	121.50	1	9Alp CMa	-1.4400	11000.	243	14274	No
132	GOM_NL__2PRFIN20041122_064329_000000792032_00192_14274_6383.N1	22-NOV-2004 06:43:29	Straylight	79.000	7	19Bet Ori	0.10000	14000.	158	14274	No
133	GOM_NL__2PRFIN20041122_064722_000000852032_00192_14274_6384.N1	22-NOV-2004 06:47:22	Tw_i_and_stray	85.000	30	46Eps Ori	1.6940	30000.	170	14274	No
134	GOM_NL__2PRFIN20041122_065157_000000392032_00192_14274_6385.N1	22-NOV-2004 06:51:57	Bright	38.500	105	6Bet Ari	2.6450	8900.0	77	14274	No
135	GOM_NL__2PRFIN20041122_065547_000000372032_00192_14274_6386.N1	22-NOV-2004 06:55:47	Bright	36.500	173	4Bet Tri	3.0040	8900.0	73	14274	No
136	GOM_NL__2PRFIN20041122_065750_000000382032_00192_14274_6387.N1	22-NOV-2004 06:57:50	Bright	37.500	73	57Gam1And	2.2600	13100.	75	14274	No
137	GOM_NL__2PRFIN20041122_070012_000000392032_00192_14274_6388.N1	22-NOV-2004 07:00:12	Bright	38.500	175	39Del Per	3.0100	19400.	77	14274	No
138	GOM_NL__2PRFIN20041122_070232_000000372032_00192_14274_6389.N1	22-NOV-2004 07:02:32	Bright	37.000	68	18Alp Cas	2.2250	4500.0	74	14274	No
139	GOM_NL__2PRFIN20041122_070345_000000392032_00192_14274_6390.N1	22-NOV-2004 07:03:45	Bright	39.000	74	11Bet Cas	2.2680	6600.0	78	14274	No
140	GOM_NL__2PRFIN20041122_070530_000000592032_00192_14274_6391.N1	22-NOV-2004 07:05:30	Bright	58.500	42	34Bet Aur	1.9000	10200.	117	14274	No
141	GOM_NL__2PRFIN20041122_071103_000000372032_00192_14274_6392.N1	22-NOV-2004 07:11:03	Bright	36.500	49	1Alp UMi	1.9900	6300.0	73	14274	No
142	GOM_NL__2PRFIN20041122_071535_000000392032_00192_14274_6393.N1	22-NOV-2004 07:15:35	Bright	39.000	60	7Bet UMi	2.0810	3950.0	78	14274	No
143	GOM_NL__2PRFIN20041122_071748_000000392032_00192_14274_6394.N1	22-NOV-2004 07:17:48	Bright	38.500	119	14Eta Dra	2.7270	4700.0	77	14274	No
144	GOM_NL__2PRFIN20041122_071958_000000452032_00192_14274_6395.N1	22-NOV-2004 07:19:58	Bright	44.500	82	48Bet UMa	2.3650	10600.	89	14274	No
145	GOM_NL__2PRFIN20041122_072128_000000422032_00192_14274_6396.N1	22-NOV-2004 07:21:28	Bright	41.500	87	64Gam UMa	2.4330	11000.	83	14274	No
146	GOM_NL__2PRFIN20041122_072413_000000472032_00192_14274_6397.N1	22-NOV-2004 07:24:13	Bright	47.000	174	52Psi UMa	3.0040	4400.0	94	14274	No
147	GOM_NL__2PRFIN20041122_072619_000000412032_00192_14274_6398.N1	22-NOV-2004 07:26:19	Bright	40.500	152	12Alp2CVn	2.8900	11000.	81	14274	No
148	GOM_NL__2PRFIN20041122_072833_000000362032_00192_14274_6399.N1	22-NOV-2004 07:28:33	Bright	36.000	83		2.3780	11000.	72	14274	No
149	GOM_NL__2PRFIN20041122_073105_000000362032_00192_14274_6400.N1	22-NOV-2004 07:31:05	Bright	35.500	3	16Alp Boo	-0.050000	4250.0	71	14274	No
150	GOM_NL__2PRFIN20041122_073345_000000562032_00192_14274_6401.N1	22-NOV-2004 07:33:45	Bright	56.000	96	68Del Leo	2.5600	9300.0	112	14274	No
151	GOM_NL__2PRFIN20041122_073643_000001082032_00192_14274_6402.N1	22-NOV-2004 07:36:43	Tw_i_and_stray	107.50	51	41Gam1Leo	2.0100	4500.0	215	14274	No
152	GOM_NL__2PRFIN20041122_074249_000001562032_00192_14274_6403.N1	22-NOV-2004 07:42:49	Straylight	156.00	22	32Alp Leo	1.3600	15200.	312	14274	No
153	GOM_NL__2PRFIN20041122_075059_000000442032_00192_14274_6404.N1	22-NOV-2004 07:50:59	Dark	43.500	64	Gam Cen	2.2000	10600.	87	14274	No
154	GOM_NL__2PRFIN20041122_075337_000000452032_00192_14274_6405.N1	22-NOV-2004 07:53:37	Dark	45.000	20	Bet Cru	1.2530	30000.	90	14274	No
155	GOM_NL__2PRFIN20041122_075446_000000492032_00193_14275_6373.N1	22-NOV-2004 07:54:46	Dark	48.500	12	Alp1Cru	0.77500	30000.	97	14275	No
156	GOM_NL__2PRFIN20041122_075709_000000392032_00193_14275_6374.N1	22-NOV-2004 07:57:09	Dark	38.500	124	The Car	2.7640	30000.	77	14275	No
157	GOM_NL__2PRFIN20041122_080128_000000462032_00193_14275_6375.N1	22-NOV-2004 08:01:28	Dark	46.000	41	Eps Car	1.8600	4100.0	92	14275	No
158	GOM_NL__2PRFIN20041122_080414_000000612032_00193_14275_6376.N1	22-NOV-2004 08:04:14	Dark	60.500	70	Zet Pup	2.2460	39000.	121	14275	No
159	GOM_NL__2PRFIN20041122_080657_000000502032_00193_14275_6377.N1	22-NOV-2004 08:06:57	Dark	49.500	2	Alp Car	-0.73600	7000.0	99	14275	No
160	GOM_NL__2PRFIN20041122_081203_000000832032_00193_14275_6378.N1	22-NOV-2004 08:12:03	Dark	83.000	23	21Eps CMa	1.5020	26000.	166	14275	No

161	GOM_NL__2PRFIN20041122_081459_000000402032_00193_14275_6379.N1	22-NOV-2004 08:14:59	Straylight	40.000	157	The1Eri	2.9060	9300.0	80	14275	No
162	GOM_NL__2PRFIN20041122_081952_000001402032_00193_14275_6380.N1	22-NOV-2004 08:19:52	Straylight	139.50	1	9Alp CMa	-1.4400	11000.	279	14275	No
163	GOM_NL__2PRFIN20041122_082405_000000732032_00193_14275_6381.N1	22-NOV-2004 08:24:05	Straylight	73.000	7	19Bet Ori	0.10000	14000.	146	14275	No
164	GOM_NL__2PRFIN20041122_082757_000000842032_00193_14275_6382.N1	22-NOV-2004 08:27:57	Twi_and_stray	84.000	30	46Eps Ori	1.6940	30000.	168	14275	No
165	GOM_NL__2PRFIN20041122_083233_000000382032_00193_14275_6383.N1	22-NOV-2004 08:32:33	Bright	38.000	105	6Bet Ari	2.6450	8900.0	76	14275	No
166	GOM_NL__2PRFIN20041122_083623_000000382032_00193_14275_6384.N1	22-NOV-2004 08:36:23	Bright	38.000	173	4Bet Tri	3.0040	8900.0	76	14275	No
167	GOM_NL__2PRFIN20041122_083817_000000402032_00193_14275_6385.N1	22-NOV-2004 08:38:17	Bright	39.500	79	26Bet Per	2.3100	13100.	79	14275	No
168	GOM_NL__2PRFIN20041122_084047_000000402032_00193_14275_6386.N1	22-NOV-2004 08:40:47	Bright	39.500	175	39Del Per	3.0100	19400.	79	14275	No
169	GOM_NL__2PRFIN20041122_084308_000000392032_00193_14275_6387.N1	22-NOV-2004 08:43:08	Bright	38.500	68	18Alp Cas	2.2250	4500.0	77	14275	No
170	GOM_NL__2PRFIN20041122_084421_000000392032_00193_14275_6388.N1	22-NOV-2004 08:44:21	Bright	38.500	74	11Bet Cas	2.2680	6600.0	77	14275	No
171	GOM_NL__2PRFIN20041122_084604_000000592032_00193_14275_6389.N1	22-NOV-2004 08:46:04	Bright	58.500	42	34Bet Aur	1.9000	10200.	117	14275	No
172	GOM_NL__2PRFIN20041122_085136_000000392032_00193_14275_6390.N1	22-NOV-2004 08:51:36	Bright	38.500	49	1Alp UMi	1.9900	6300.0	77	14275	No
173	GOM_NL__2PRFIN20041122_085611_000000392032_00193_14275_6391.N1	22-NOV-2004 08:56:11	Bright	38.500	60	7Bet UMi	2.0810	3950.0	77	14275	No
174	GOM_NL__2PRFIN20041122_085824_000000402032_00193_14275_6392.N1	22-NOV-2004 08:58:24	Bright	39.500	119	14Eta Dra	2.7270	4700.0	79	14275	No
175	GOM_NL__2PRFIN20041122_090034_000000452032_00193_14275_6393.N1	22-NOV-2004 09:00:34	Bright	44.500	82	48Bet UMa	2.3650	10600.	89	14275	No
176	GOM_NL__2PRFIN20041122_090204_000000402032_00193_14275_6394.N1	22-NOV-2004 09:02:04	Bright	39.500	87	64Gam UMa	2.4330	11000.	79	14275	No
177	GOM_NL__2PRFIN20041122_090449_000000482032_00193_14275_6395.N1	22-NOV-2004 09:04:49	Bright	47.500	174	52Psi UMa	3.0040	4400.0	95	14275	No
178	GOM_NL__2PRFIN20041122_090655_000000392032_00193_14275_6396.N1	22-NOV-2004 09:06:55	Bright	39.000	152	12Alp2CVn	2.8900	11000.	78	14275	No
179	GOM_NL__2PRFIN20041122_090908_000000382032_00193_14275_6397.N1	22-NOV-2004 09:09:08	Bright	38.000	83		2.3780	11000.	76	14275	No
180	GOM_NL__2PRFIN20041122_091141_000000362032_00193_14275_6398.N1	22-NOV-2004 09:11:41	Bright	35.500	3	16Alp Boo	-0.050000	4250.0	71	14275	No
181	GOM_NL__2PRFIN20041122_091422_000000582032_00193_14275_6399.N1	22-NOV-2004 09:14:22	Bright	57.500	96	68Del Leo	2.5600	9300.0	115	14275	No
182	GOM_NL__2PRFIN20041122_091721_000001082032_00193_14275_6400.N1	22-NOV-2004 09:17:21	Twi_and_stray	108.00	51	41Gam1Leo	2.0100	4500.0	216	14275	No
183	GOM_NL__2PRFIN20041122_092328_000001442032_00193_14275_6401.N1	22-NOV-2004 09:23:28	Straylight	143.50	22	32Alp Leo	1.3600	15200.	287	14275	No
184	GOM_NL__2PRFIN20041122_093136_000000442032_00193_14275_6402.N1	22-NOV-2004 09:31:36	Dark	43.500	64	Gam Cen	2.2000	10600.	87	14275	No
185	GOM_NL__2PRFIN20041122_093413_000000462032_00193_14275_6403.N1	22-NOV-2004 09:34:13	Dark	45.500	20	Bet Cru	1.2530	30000.	91	14275	No
186	GOM_NL__2PRFIN20041122_093522_000000452032_00194_14276_6373.N1	22-NOV-2004 09:35:22	Dark	44.500	12	Alp1Cru	0.77500	30000.	89	14276	No
187	GOM_NL__2PRFIN20041122_093745_000000402032_00194_14276_6374.N1	22-NOV-2004 09:37:45	Dark	40.000	124	The Car	2.7640	30000.	80	14276	No
188	GOM_NL__2PRFIN20041122_094204_000000502032_00194_14276_6375.N1	22-NOV-2004 09:42:04	Dark	50.000	41	Eps Car	1.8600	4100.0	100	14276	No
189	GOM_NL__2PRFIN20041122_094451_000000592032_00194_14276_6376.N1	22-NOV-2004 09:44:51	Dark	58.500	70	Zet Pup	2.2460	39000.	117	14276	No
190	GOM_NL__2PRFIN20041122_094733_000000602032_00194_14276_6377.N1	22-NOV-2004 09:47:33	Dark	60.000	2	Alp Car	-0.73600	7000.0	120	14276	No
191	GOM_NL__2PRFIN20041122_095240_000000852032_00194_14276_6378.N1	22-NOV-2004 09:52:40	Dark	85.000	23	21Eps CMa	1.5020	26000.	170	14276	No
192	GOM_NL__2PRFIN20041122_095535_000000392032_00194_14276_6379.N1	22-NOV-2004 09:55:35	Straylight	38.500	157	The1Eri	2.9060	9300.0	77	14276	No
193	GOM_NL__2PRFIN20041122_100028_000001352032_00194_14276_6380.N1	22-NOV-2004 10:00:28	Straylight	135.00	1	9Alp CMa	-1.4400	11000.	270	14276	No
194	GOM_NL__2PRFIN20041122_100440_000000762032_00194_14276_6381.N1	22-NOV-2004 10:04:40	Straylight	76.000	7	19Bet Ori	0.10000	14000.	152	14276	No
195	GOM_NL__2PRFIN20041122_100832_000000882032_00194_14276_6382.N1	22-NOV-2004 10:08:32	Twi_and_stray	87.500	30	46Eps Ori	1.6940	30000.	175	14276	No
196	GOM_NL__2PRFIN20041122_101310_000000382032_00194_14276_6383.N1	22-NOV-2004 10:13:10	Bright	38.000	105	6Bet Ari	2.6450	8900.0	76	14276	No
197	GOM_NL__2PRFIN20041122_101659_000000382032_00194_14276_6384.N1	22-NOV-2004 10:16:59	Bright	37.500	173	4Bet Tri	3.0040	8900.0	75	14276	No
198	GOM_NL__2PRFIN20041122_101852_000000402032_00194_14276_6385.N1	22-NOV-2004 10:18:52	Bright	40.000	79	26Bet Per	2.3100	13100.	80	14276	No
199	GOM_NL__2PRFIN20041122_102123_000000392032_00194_14276_6386.N1	22-NOV-2004 10:21:23	Bright	39.000	175	39Del Per	3.0100	19400.	78	14276	No
200	GOM_NL__2PRFIN20041122_102344_000000382032_00194_14276_6387.N1	22-NOV-2004 10:23:44	Bright	37.500	68	18Alp Cas	2.2250	4500.0	75	14276	No
201	GOM_NL__2PRFIN20041122_102457_000000382032_00194_14276_6388.N1	22-NOV-2004 10:24:57	Bright	38.000	74	11Bet Cas	2.2680	6600.0	76	14276	No
202	GOM_NL__2PRFIN20041122_102640_000000602032_00194_14276_6389.N1	22-NOV-2004 10:26:40	Bright	59.500	42	34Bet Aur	1.9000	10200.	119	14276	No
203	GOM_NL__2PRFIN20041122_103214_000000402032_00194_14276_6390.N1	22-NOV-2004 10:32:14	Bright	39.500	49	1Alp UMi	1.9900	6300.0	79	14276	No
204	GOM_NL__2PRFIN20041122_103647_000000392032_00194_14276_6391.N1	22-NOV-2004 10:36:47	Bright	39.000	60	7Bet UMi	2.0810	3950.0	78	14276	No
205	GOM_NL__2PRFIN20041122_103900_000000412032_00194_14276_6392.N1	22-NOV-2004 10:39:00	Bright	40.500	119	14Eta Dra	2.7270	4700.0	81	14276	No
206	GOM_NL__2PRFIN20041122_104110_000000452032_00194_14276_6393.N1	22-NOV-2004 10:41:10	Bright	44.500	82	48Bet UMa	2.3650	10600.	89	14276	No
207	GOM_NL__2PRFIN20041122_104239_000000422032_00194_14276_6394.N1	22-NOV-2004 10:42:39	Bright	42.000	87	64Gam UMa	2.4330	11000.	84	14276	No
208	GOM_NL__2PRFIN20041122_104525_000000462032_00194_14276_6395.N1	22-NOV-2004 10:45:25	Bright	45.500	174	52Psi UMa	3.0040	4400.0	91	14276	No
209	GOM_NL__2PRFIN20041122_104731_000000402032_00194_14276_6396.N1	22-NOV-2004 10:47:31	Bright	39.500	152	12Alp2CVn	2.8900	11000.	79	14276	No
210	GOM_NL__2PRFIN20041122_104944_000000382032_00194_14276_6397.N1	22-NOV-2004 10:49:44	Bright	38.000	83		2.3780	11000.	76	14276	No
211	GOM_NL__2PRFIN20041122_105217_000000352032_00194_14276_6398.N1	22-NOV-2004 10:52:17	Bright	35.000	3	16Alp Boo	-0.050000	4250.0	70	14276	No
212	GOM_NL__2PRFIN20041122_105459_000000572032_00194_14276_6399.N1	22-NOV-2004 10:54:59	Bright	56.500	96	68Del Leo	2.5600	9300.0	113	14276	No
213	GOM_NL__2PRFIN20041122_105758_000001102032_00194_14276_6400.N1	22-NOV-2004 10:57:58	Twi_and_stray	109.50	51	41Gam1Leo	2.0100	4500.0	219	14276	No
214	GOM_NL__2PRFIN20041122_110406_000001432032_00194_14276_6401.N1	22-NOV-2004 11:04:06	Straylight	143.00	22	32Alp Leo	1.3600	15200.	286	14276	No
215	GOM_NL__2PRFIN20041122_111211_000000422032_00194_14276_6402.N1	22-NOV-2004 11:12:11	Dark	41.500	64	Gam Cen	2.2000	10600.	83	14276	No
216	GOM_NL__2PRFIN20041122_111449_000000422032_00194_14276_6403.N1	22-NOV-2004 11:14:49	Dark	41.500	20	Bet Cru	1.2530	30000.	83	14276	No
217	GOM_NL__2PRFIN20041122_111558_000000442032_00195_14277_6373.N1	22-NOV-2004 11:15:58	Dark	43.500	12	Alp1Cru	0.77500	30000.	87	14277	No
218	GOM_NL__2PRFIN20041122_111822_000000412032_00195_14277_6374.N1	22-NOV-2004 11:18:22	Dark	40.500	124	The Car	2.7640	30000.	81	14277	No
219	GOM_NL__2PRFIN20041122_112241_000000452032_00195_14277_6375.N1	22-NOV-2004 11:22:41	Dark	45.000	41	Eps Car	1.8600	4100.0	90	14277	No

220	GOM_NL__2PRFIN20041122_112529_000000592032_00195_14277_6376.N1	22-NOV-2004 11:25:29	Dark	58.500	70	Zet Pup	2.2460	39000.	117	14277	No
221	GOM_NL__2PRFIN20041122_112809_000000602032_00195_14277_6377.N1	22-NOV-2004 11:28:09	Dark	60.000	2	Alp Car	-0.73600	7000.0	120	14277	No
222	GOM_NL__2PRFIN20041122_113318_000000872032_00195_14277_6378.N1	22-NOV-2004 11:33:18	Dark	87.000	23	21Eps CMa	1.5020	26000.	174	14277	No
223	GOM_NL__2PRFIN20041122_113612_000000382032_00195_14277_6379.N1	22-NOV-2004 11:36:12	Straylight	38.000	157	The1Eri	2.9060	9300.0	76	14277	No
224	GOM_NL__2PRFIN20041122_114104_000001422032_00195_14277_6380.N1	22-NOV-2004 11:41:04	Straylight	142.00	1	9Alp CMa	-1.4400	11000.	284	14277	No
225	GOM_NL__2PRFIN20041122_114516_000000752032_00195_14277_6381.N1	22-NOV-2004 11:45:16	Straylight	75.000	7	19Bet Ori	0.10000	14000.	150	14277	No
226	GOM_NL__2PRFIN20041122_114908_000000802032_00195_14277_6382.N1	22-NOV-2004 11:49:08	Twilight_and_stray	79.500	30	46Eps Ori	1.6940	30000.	159	14277	No
227	GOM_NL__2PRFIN20041122_115345_000000402032_00195_14277_6383.N1	22-NOV-2004 11:53:45	Bright	39.500	105	6Bet Ari	2.6450	8900.0	79	14277	No
228	GOM_NL__2PRFIN20041122_115734_000000372032_00195_14277_6384.N1	22-NOV-2004 11:57:34	Bright	37.000	173	4Bet Tri	3.0040	8900.0	74	14277	No
229	GOM_NL__2PRFIN20041122_115928_000000392032_00195_14277_6385.N1	22-NOV-2004 11:59:28	Bright	39.000	79	26Bet Per	2.3100	13100.	78	14277	No
230	GOM_NL__2PRFIN20041122_120158_000000402032_00195_14277_6386.N1	22-NOV-2004 12:01:58	Bright	39.500	175	39Del Per	3.0100	19400.	79	14277	No
231	GOM_NL__2PRFIN20041122_120420_000000382032_00195_14277_6387.N1	22-NOV-2004 12:04:20	Bright	38.000	68	18Alp Cas	2.2250	4500.0	76	14277	No
232	GOM_NL__2PRFIN20041122_120533_000000382032_00195_14277_6388.N1	22-NOV-2004 12:05:33	Bright	38.000	74	11Bet Cas	2.2680	6600.0	76	14277	No
233	GOM_NL__2PRFIN20041122_120714_000000572032_00195_14277_6389.N1	22-NOV-2004 12:07:14	Bright	57.000	42	34Bet Aur	1.9000	10200.	114	14277	No
234	GOM_NL__2PRFIN20041122_121250_000000392032_00195_14277_6390.N1	22-NOV-2004 12:12:50	Bright	39.000	49	1Alp UMi	1.9900	6300.0	78	14277	No
235	GOM_NL__2PRFIN20041122_121723_000000352032_00195_14277_6391.N1	22-NOV-2004 12:17:23	Bright	34.500	60	7Bet UMi	2.0810	3950.0	69	14277	No
236	GOM_NL__2PRFIN20041122_121934_000000422032_00195_14277_6392.N1	22-NOV-2004 12:19:34	Bright	41.500	119	14Eta Dra	2.7270	4700.0	83	14277	No
237	GOM_NL__2PRFIN20041122_122145_000000452032_00195_14277_6393.N1	22-NOV-2004 12:21:45	Bright	45.000	82	48Bet UMa	2.3650	10600.	90	14277	No
238	GOM_NL__2PRFIN20041122_122315_000000422032_00195_14277_6394.N1	22-NOV-2004 12:23:15	Bright	41.500	87	64Gam UMa	2.4330	11000.	83	14277	No
239	GOM_NL__2PRFIN20041122_122600_000000512032_00195_14277_6395.N1	22-NOV-2004 12:26:00	Bright	51.000	174	52Psi UMa	3.0040	4400.0	102	14277	No
240	GOM_NL__2PRFIN20041122_122808_000000392032_00195_14277_6396.N1	22-NOV-2004 12:28:08	Bright	38.500	152	12Alp2CVn	2.8900	11000.	77	14277	No
241	GOM_NL__2PRFIN20041122_123020_000000382032_00195_14277_6397.N1	22-NOV-2004 12:30:20	Bright	37.500	83		2.3780	11000.	75	14277	No
242	GOM_NL__2PRFIN20041122_123253_000000352032_00195_14277_6398.N1	22-NOV-2004 12:32:53	Bright	34.500	3	16Alp Boo	-0.050000	4250.0	69	14277	No
243	GOM_NL__2PRFIN20041122_123534_000000602032_00195_14277_6399.N1	22-NOV-2004 12:35:34	Bright	59.500	96	68Del Leo	2.5600	9300.0	119	14277	No
244	GOM_NL__2PRFIN20041122_123835_000001132032_00195_14277_6400.N1	22-NOV-2004 12:38:35	Twilight_and_stray	113.00	51	41Gam1Leo	2.0100	4500.0	226	14277	No
245	GOM_NL__2PRFIN20041122_124445_000001662032_00195_14277_6401.N1	22-NOV-2004 12:44:45	Straylight	165.50	22	32Alp Leo	1.3600	15200.	331	14277	No
246	GOM_NL__2PRFIN20041122_125248_000000402032_00195_14277_6402.N1	22-NOV-2004 12:52:48	Dark	39.500	64	Gam Cen	2.2000	10600.	79	14277	No
247	GOM_NL__2PRFIN20041122_125525_000000452032_00195_14277_6403.N1	22-NOV-2004 12:55:25	Dark	45.000	20	Bet Cru	1.2530	30000.	90	14277	No
248	GOM_NL__2PRFIN20041122_125635_000000452032_00196_14278_6373.N1	22-NOV-2004 12:56:35	Dark	45.000	12	Alp1Cru	0.77500	30000.	90	14278	No
249	GOM_NL__2PRFIN20041122_125858_000000412032_00196_14278_6374.N1	22-NOV-2004 12:58:58	Dark	40.500	124	The Car	2.7640	30000.	81	14278	No
250	GOM_NL__2PRFIN20041122_130317_000000452032_00196_14278_6375.N1	22-NOV-2004 13:03:17	Dark	45.000	41	Eps Car	1.8600	4100.0	90	14278	No
251	GOM_NL__2PRFIN20041122_130606_000000572032_00196_14278_6376.N1	22-NOV-2004 13:06:06	Dark	56.500	70	Zet Pup	2.2460	39000.	113	14278	No
252	GOM_NL__2PRFIN20041122_130846_000000592032_00196_14278_6377.N1	22-NOV-2004 13:08:46	Dark	59.000	2	Alp Car	-0.73600	7000.0	118	14278	No
253	GOM_NL__2PRFIN20041122_131356_000000832032_00196_14278_6378.N1	22-NOV-2004 13:13:56	Dark	82.500	23	21Eps CMa	1.5020	26000.	165	14278	No
254	GOM_NL__2PRFIN20041122_131648_000000412032_00196_14278_6379.N1	22-NOV-2004 13:16:48	Straylight	40.500	157	The1Eri	2.9060	9300.0	81	14278	No
255	GOM_NL__2PRFIN20041122_132140_000001282032_00196_14278_6380.N1	22-NOV-2004 13:21:40	Straylight	128.00	1	9Alp CMa	-1.4400	11000.	256	14278	No
256	GOM_NL__2PRFIN20041122_132552_000000812032_00196_14278_6381.N1	22-NOV-2004 13:25:52	Straylight	81.000	7	19Bet Ori	0.10000	14000.	162	14278	No
257	GOM_NL__2PRFIN20041122_132943_000000842032_00196_14278_6382.N1	22-NOV-2004 13:29:43	Twilight_and_stray	83.500	30	46Eps Ori	1.6940	30000.	167	14278	No
258	GOM_NL__2PRFIN20041122_133420_000000402032_00196_14278_6383.N1	22-NOV-2004 13:34:20	Bright	40.000	105	6Bet Ari	2.6450	8900.0	80	14278	No
259	GOM_NL__2PRFIN20041122_133810_000000362032_00196_14278_6384.N1	22-NOV-2004 13:38:10	Bright	36.000	173	4Bet Tri	3.0040	8900.0	72	14278	No
260	GOM_NL__2PRFIN20041122_134004_000000392032_00196_14278_6385.N1	22-NOV-2004 13:40:04	Bright	38.500	79	26Bet Per	2.3100	13100.	77	14278	No
261	GOM_NL__2PRFIN20041122_134234_000000392032_00196_14278_6386.N1	22-NOV-2004 13:42:34	Bright	39.000	175	39Del Per	3.0100	19400.	78	14278	No
262	GOM_NL__2PRFIN20041122_134456_000000392032_00196_14278_6387.N1	22-NOV-2004 13:44:56	Bright	39.000	68	18Alp Cas	2.2250	4500.0	78	14278	No
263	GOM_NL__2PRFIN20041122_134609_000000392032_00196_14278_6388.N1	22-NOV-2004 13:46:09	Bright	39.000	74	11Bet Cas	2.2680	6600.0	78	14278	No
264	GOM_NL__2PRFIN20041122_134749_000000582032_00196_14278_6389.N1	22-NOV-2004 13:47:49	Bright	57.500	42	34Bet Aur	1.9000	10200.	115	14278	No
265	GOM_NL__2PRFIN20041122_135327_000000392032_00196_14278_6390.N1	22-NOV-2004 13:53:27	Bright	38.500	49	1Alp UMi	1.9900	6300.0	77	14278	No
266	GOM_NL__2PRFIN20041122_135759_000000372032_00196_14278_6391.N1	22-NOV-2004 13:57:59	Bright	36.500	60	7Bet UMi	2.0810	3950.0	73	14278	No
267	GOM_NL__2PRFIN20041122_140013_000000392032_00196_14278_6392.N1	22-NOV-2004 14:00:13	Bright	38.500	119	14Eta Dra	2.7270	4700.0	77	14278	No
268	GOM_NL__2PRFIN20041122_140220_000000462032_00196_14278_6393.N1	22-NOV-2004 14:02:20	Bright	46.000	82	48Bet UMa	2.3650	10600.	92	14278	No
269	GOM_NL__2PRFIN20041122_140350_000000412032_00196_14278_6394.N1	22-NOV-2004 14:03:50	Bright	41.000	87	64Gam UMa	2.4330	11000.	82	14278	No
270	GOM_NL__2PRFIN20041122_140636_000000462032_00196_14278_6395.N1	22-NOV-2004 14:06:36	Bright	46.000	174	52Psi UMa	3.0040	4400.0	92	14278	No
271	GOM_NL__2PRFIN20041122_140844_000000392032_00196_14278_6396.N1	22-NOV-2004 14:08:44	Bright	39.000	152	12Alp2CVn	2.8900	11000.	78	14278	No
272	GOM_NL__2PRFIN20041122_141058_000000372032_00196_14278_6397.N1	22-NOV-2004 14:10:58	Bright	36.500	83		2.3780	11000.	73	14278	No
273	GOM_NL__2PRFIN20041122_141329_000000352032_00196_14278_6398.N1	22-NOV-2004 14:13:29	Bright	35.000	3	16Alp Boo	-0.050000	4250.0	70	14278	No
274	GOM_NL__2PRFIN20041122_141611_000000572032_00196_14278_6399.N1	22-NOV-2004 14:16:11	Bright	56.500	96	68Del Leo	2.5600	9300.0	113	14278	No
275	GOM_NL__2PRFIN20041122_141912_000001092032_00196_14278_6400.N1	22-NOV-2004 14:19:12	Twilight_and_stray	108.50	51	41Gam1Leo	2.0100	4500.0	217	14278	No
276	GOM_NL__2PRFIN20041122_142524_000001562032_00196_14278_6401.N1	22-NOV-2004 14:25:24	Straylight	156.00	22	32Alp Leo	1.3600	15200.	312	14278	No
277	GOM_NL__2PRFIN20041122_143324_000000442032_00196_14278_6402.N1	22-NOV-2004 14:33:24	Dark	44.000	64	Gam Cen	2.2000	10600.	88	14278	No
278	GOM_NL__2PRFIN20041122_143602_000000462032_00196_14278_6403.N1	22-NOV-2004 14:36:02	Dark	45.500	20	Bet Cru	1.2530	30000.	91	14278	No

279	GOM_NL__2PRFIN20041122_143711_000000382032_00197_14279_6373.N1	22-NOV-2004 14:37:11	Dark	37.500	12	Alp1Cru	0.77500	30000.	75	14279	No
280	GOM_NL__2PRFIN20041122_161910_000000382032_00198_14280_6373.N1	22-NOV-2004 16:19:10	Dark	37.500	112	Alp Mus	2.6880	26000.	75	14280	No
281	GOM_NL__2PRFIN20041122_162430_000000472032_00198_14280_6374.N1	22-NOV-2004 16:24:30	Dark	47.000	41	Eps Car	1.8600	4100.0	94	14280	No
282	GOM_NL__2PRFIN20041122_162556_000000522032_00198_14280_6375.N1	22-NOV-2004 16:25:56	Dark	51.500	34	Gam2Vel	1.7930	23000.	103	14280	No
283	GOM_NL__2PRFIN20041122_162959_000000602032_00198_14280_6376.N1	22-NOV-2004 16:29:59	Dark	60.000	2	Alp Car	-0.73600	7000.0	120	14280	No
284	GOM_NL__2PRFIN20041122_163142_000001112032_00198_14280_6377.N1	22-NOV-2004 16:31:42	Dark	111.00	132	15Rho Pup	2.8030	6900.0	222	14280	No
285	GOM_NL__2PRFIN20041122_163510_000000842032_00198_14280_6378.N1	22-NOV-2004 16:35:10	Dark	84.000	23	21Eps CMa	1.5020	26000.	168	14280	No
286	GOM_NL__2PRFIN20041122_163800_000000402032_00198_14280_6379.N1	22-NOV-2004 16:38:00	Straylight	39.500	157	The1Eri	2.9060	9300.0	79	14280	No
287	GOM_NL__2PRFIN20041122_164253_000001372032_00198_14280_6380.N1	22-NOV-2004 16:42:53	Straylight	136.50	1	9Alp CMa	-1.4400	11000.	273	14280	No
288	GOM_NL__2PRFIN20041122_164703_000000742032_00198_14280_6381.N1	22-NOV-2004 16:47:03	Straylight	74.000	7	19Bet Ori	0.10000	14000.	148	14280	No
289	GOM_NL__2PRFIN20041122_165054_000000822032_00198_14280_6382.N1	22-NOV-2004 16:50:54	Tw_i_and_stray	81.500	30	46Eps Ori	1.6940	30000.	163	14280	No
290	GOM_NL__2PRFIN20041122_165532_000000402032_00198_14280_6383.N1	22-NOV-2004 16:55:32	Bright	39.500	105	6Bet Ari	2.6450	8900.0	79	14280	No
291	GOM_NL__2PRFIN20041122_165922_000000392032_00198_14280_6384.N1	22-NOV-2004 16:59:22	Bright	38.500	173	4Bet Tri	3.0040	8900.0	77	14280	No
292	GOM_NL__2PRFIN20041122_170115_000000392032_00198_14280_6385.N1	22-NOV-2004 17:01:15	Bright	39.000	79	26Bet Per	2.3100	13100.	78	14280	No
293	GOM_NL__2PRFIN20041122_170344_000000412032_00198_14280_6386.N1	22-NOV-2004 17:03:44	Bright	40.500	175	39Del Per	3.0100	19400.	81	14280	No
294	GOM_NL__2PRFIN20041122_170609_000000372032_00198_14280_6387.N1	22-NOV-2004 17:06:09	Bright	37.000	68	18Alp Cas	2.2250	4500.0	74	14280	No
295	GOM_NL__2PRFIN20041122_170722_000000392032_00198_14280_6388.N1	22-NOV-2004 17:07:22	Bright	38.500	74	11Bet Cas	2.2680	6600.0	77	14280	No
296	GOM_NL__2PRFIN20041122_171438_000000382032_00198_14280_6389.N1	22-NOV-2004 17:14:38	Bright	38.000	49	1Alp UMi	1.9900	6300.0	76	14280	No
297	GOM_NL__2PRFIN20041122_171911_000000392032_00198_14280_6390.N1	22-NOV-2004 17:19:11	Bright	39.000	60	7Bet UMi	2.0810	3950.0	78	14280	No
298	GOM_NL__2PRFIN20041122_172125_000000372032_00198_14280_6391.N1	22-NOV-2004 17:21:25	Bright	36.500	119	14Eta Dra	2.7270	4700.0	73	14280	No
299	GOM_NL__2PRFIN20041122_172332_000000452032_00198_14280_6392.N1	22-NOV-2004 17:23:32	Bright	44.500	82	48Bet UMa	2.3650	10600.	89	14280	No
300	GOM_NL__2PRFIN20041122_172912_000000372032_00198_14280_6393.N1	22-NOV-2004 17:29:12	Bright	36.500	180	27Gam Boo	3.0400	8000.0	73	14280	No
301	GOM_NL__2PRFIN20041122_173208_000000382032_00198_14280_6394.N1	22-NOV-2004 17:32:08	Bright	38.000	83		2.3780	11000.	76	14280	No
302	GOM_NL__2PRFIN20041122_173441_000000362032_00198_14280_6395.N1	22-NOV-2004 17:34:41	Bright	35.500	3	16Alp Boo	-0.050000	4250.0	71	14280	No
303	GOM_NL__2PRFIN20041122_173725_000000592032_00198_14280_6396.N1	22-NOV-2004 17:37:25	Bright	58.500	96	68Del Leo	2.5600	9300.0	117	14280	No
304	GOM_NL__2PRFIN20041122_174027_000001102032_00198_14280_6397.N1	22-NOV-2004 17:40:27	Tw_i_and_stray	110.00	51	41Gam1Leo	2.0100	4500.0	220	14280	No
305	GOM_NL__2PRFIN20041122_174642_000001512032_00198_14280_6398.N1	22-NOV-2004 17:46:42	Straylight	151.00	22	32Alp Leo	1.3600	15200.	302	14280	No
306	GOM_NL__2PRFIN20041122_175436_000000402032_00198_14280_6399.N1	22-NOV-2004 17:54:36	Dark	40.000	64	Gam Cen	2.2000	10600.	80	14280	No
307	GOM_NL__2PRFIN20041122_175713_000000442032_00198_14280_6400.N1	22-NOV-2004 17:57:13	Dark	44.000	20	Bet Cru	1.2530	30000.	88	14280	No
308	GOM_NL__2PRFIN20041122_175823_000000472032_00199_14281_6373.N1	22-NOV-2004 17:58:23	Dark	46.500	12	Alp1Cru	0.77500	30000.	93	14281	No
309	GOM_NL__2PRFIN20041122_175946_000000392032_00199_14281_6374.N1	22-NOV-2004 17:59:46	Dark	38.500	112	Alp Mus	2.6880	26000.	77	14281	No
310	GOM_NL__2PRFIN20041122_180507_000000462032_00199_14281_6375.N1	22-NOV-2004 18:05:07	Dark	46.000	41	Eps Car	1.8600	4100.0	92	14281	No
311	GOM_NL__2PRFIN20041122_180634_000000512032_00199_14281_6376.N1	22-NOV-2004 18:06:34	Dark	51.000	34	Gam2Vel	1.7930	23000.	102	14281	No
312	GOM_NL__2PRFIN20041122_181036_000000602032_00199_14281_6377.N1	22-NOV-2004 18:10:36	Dark	60.000	2	Alp Car	-0.73600	7000.0	120	14281	No
313	GOM_NL__2PRFIN20041122_181219_000001082032_00199_14281_6378.N1	22-NOV-2004 18:12:19	Dark	107.50	132	15Rho Pup	2.8030	6900.0	215	14281	No
314	GOM_NL__2PRFIN20041122_181544_000000822032_00199_14281_6379.N1	22-NOV-2004 18:15:44	Dark	82.000	23	21Eps CMa	1.5020	26000.	164	14281	No
315	GOM_NL__2PRFIN20041122_181836_000000402032_00199_14281_6380.N1	22-NOV-2004 18:18:36	Straylight	39.500	157	The1Eri	2.9060	9300.0	79	14281	No
316	GOM_NL__2PRFIN20041122_182329_000001452032_00199_14281_6381.N1	22-NOV-2004 18:23:29	Straylight	144.50	1	9Alp CMa	-1.4400	11000.	289	14281	No
317	GOM_NL__2PRFIN20041122_182739_000000712032_00199_14281_6382.N1	22-NOV-2004 18:27:39	Straylight	70.500	7	19Bet Ori	0.10000	14000.	141	14281	No
318	GOM_NL__2PRFIN20041122_183129_000000872032_00199_14281_6383.N1	22-NOV-2004 18:31:29	Tw_i_and_stray	86.500	30	46Eps Ori	1.6940	30000.	173	14281	No
319	GOM_NL__2PRFIN20041122_183609_000000402032_00199_14281_6384.N1	22-NOV-2004 18:36:09	Bright	39.500	105	6Bet Ari	2.6450	8900.0	79	14281	No
320	GOM_NL__2PRFIN20041122_183959_000000372032_00199_14281_6385.N1	22-NOV-2004 18:39:59	Bright	36.500	173	4Bet Tri	3.0040	8900.0	73	14281	No
321	GOM_NL__2PRFIN20041122_184151_000000392032_00199_14281_6386.N1	22-NOV-2004 18:41:51	Bright	39.000	79	26Bet Per	2.3100	13100.	78	14281	No
322	GOM_NL__2PRFIN20041122_184420_000000412032_00199_14281_6387.N1	22-NOV-2004 18:44:20	Bright	41.000	175	39Del Per	3.0100	19400.	82	14281	No
323	GOM_NL__2PRFIN20041122_184645_000000402032_00199_14281_6388.N1	22-NOV-2004 18:46:45	Bright	40.000	68	18Alp Cas	2.2250	4500.0	80	14281	No
324	GOM_NL__2PRFIN20041122_184758_000000392032_00199_14281_6389.N1	22-NOV-2004 18:47:58	Bright	39.000	74	11Bet Cas	2.2680	6600.0	78	14281	No
325	GOM_NL__2PRFIN20041122_185515_000000382032_00199_14281_6390.N1	22-NOV-2004 18:55:15	Bright	38.000	49	1Alp UMi	1.9900	6300.0	76	14281	No
326	GOM_NL__2PRFIN20041122_185947_000000392032_00199_14281_6391.N1	22-NOV-2004 18:59:47	Bright	39.000	60	7Bet UMi	2.0810	3950.0	78	14281	No
327	GOM_NL__2PRFIN20041122_190201_000000402032_00199_14281_6392.N1	22-NOV-2004 19:02:01	Bright	39.500	119	14Eta Dra	2.7270	4700.0	79	14281	No
328	GOM_NL__2PRFIN20041122_190408_000000462032_00199_14281_6393.N1	22-NOV-2004 19:04:08	Bright	45.500	82	48Bet UMa	2.3650	10600.	91	14281	No
329	GOM_NL__2PRFIN20041122_190948_000000372032_00199_14281_6394.N1	22-NOV-2004 19:09:48	Bright	37.000	180	27Gam Boo	3.0400	8000.0	74	14281	No
330	GOM_NL__2PRFIN20041122_191246_000000382032_00199_14281_6395.N1	22-NOV-2004 19:12:46	Bright	37.500	83		2.3780	11000.	75	14281	No
331	GOM_NL__2PRFIN20041122_191517_000000362032_00199_14281_6396.N1	22-NOV-2004 19:15:17	Bright	35.500	3	16Alp Boo	-0.050000	4250.0	71	14281	No
332	GOM_NL__2PRFIN20041122_191801_000000582032_00199_14281_6397.N1	22-NOV-2004 19:18:01	Bright	58.000	96	68Del Leo	2.5600	9300.0	116	14281	No
333	GOM_NL__2PRFIN20041122_192104_000001062032_00199_14281_6398.N1	22-NOV-2004 19:21:04	Tw_i_and_stray	105.50	51	41Gam1Leo	2.0100	4500.0	211	14281	No
334	GOM_NL__2PRFIN20041122_192721_000001642032_00199_14281_6399.N1	22-NOV-2004 19:27:21	Straylight	163.50	22	32Alp Leo	1.3600	15200.	327	14281	No
335	GOM_NL__2PRFIN20041122_193513_000000402032_00199_14281_6400.N1	22-NOV-2004 19:35:13	Dark	39.500	64	Gam Cen	2.2000	10600.	79	14281	No
336	GOM_NL__2PRFIN20041122_193751_000000442032_00199_14281_6401.N1	22-NOV-2004 19:37:51	Dark	43.500	20	Bet Cru	1.2530	30000.	87	14281	No
337	GOM_NL__2PRFIN20041122_193859_000000442032_00200_14282_6373.N1	22-NOV-2004 19:38:59	Dark	44.000	12	Alp1Cru	0.77500	30000.	88	14282	No

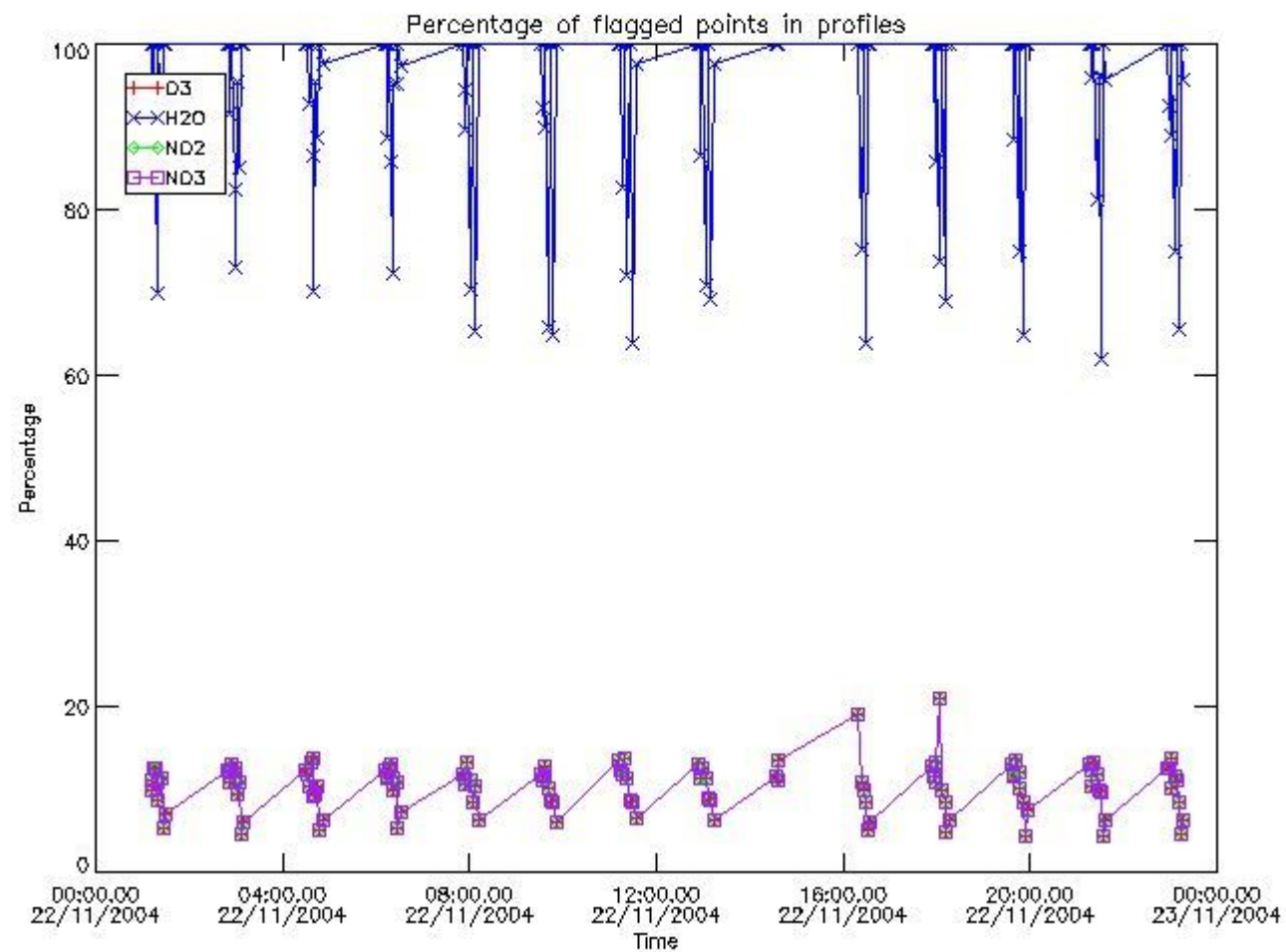
338	GOM_NL__2PRFIN20041122_194022_000000382032_00200_14282_6374.N1	22-NOV-2004 19:40:22	Dark	37.500	112	Alp Mus	2.6880	26000.	75	14282	No
339	GOM_NL__2PRFIN20041122_194543_000000472032_00200_14282_6375.N1	22-NOV-2004 19:45:43	Dark	46.500	41	Eps Car	1.8600	4100.0	93	14282	No
340	GOM_NL__2PRFIN20041122_194710_000000502032_00200_14282_6376.N1	22-NOV-2004 19:47:10	Dark	50.000	34	Gam2Vel	1.7930	23000.	100	14282	No
341	GOM_NL__2PRFIN20041122_195113_000000602032_00200_14282_6377.N1	22-NOV-2004 19:51:13	Dark	60.000	2	Alp Car	-0.73600	7000.0	120	14282	No
342	GOM_NL__2PRFIN20041122_195257_000001162032_00200_14282_6378.N1	22-NOV-2004 19:52:57	Dark	115.50	132	15Rho Pup	2.8030	6900.0	231	14282	No
343	GOM_NL__2PRFIN20041122_195623_000000742032_00200_14282_6379.N1	22-NOV-2004 19:56:23	Dark	74.000	23	21Eps CMa	1.5020	26000.	148	14282	No
344	GOM_NL__2PRFIN20041122_195912_000000412032_00200_14282_6380.N1	22-NOV-2004 19:59:12	Straylight	41.000	157	The1Eri	2.9060	9300.0	82	14282	No
345	GOM_NL__2PRFIN20041122_200405_000001312032_00200_14282_6381.N1	22-NOV-2004 20:04:05	Straylight	131.00	1	9Alp CMa	-1.4400	11000.	262	14282	No
346	GOM_NL__2PRFIN20041122_200813_000000772032_00200_14282_6382.N1	22-NOV-2004 20:08:13	Straylight	77.000	7	19Bet Ori	0.10000	14000.	154	14282	No
347	GOM_NL__2PRFIN20041122_201204_000000852032_00200_14282_6383.N1	22-NOV-2004 20:12:04	Twilight_stray	85.000	30	46Eps Ori	1.6940	30000.	170	14282	No
348	GOM_NL__2PRFIN20041122_201645_000000372032_00200_14282_6384.N1	22-NOV-2004 20:16:45	Bright	37.000	105	6Bet Ari	2.6450	8900.0	74	14282	No
349	GOM_NL__2PRFIN20041122_202033_000000382032_00200_14282_6385.N1	22-NOV-2004 20:20:33	Bright	37.500	173	4Bet Tri	3.0040	8900.0	75	14282	No
350	GOM_NL__2PRFIN20041122_202227_000000392032_00200_14282_6386.N1	22-NOV-2004 20:22:27	Bright	39.000	79	26Bet Per	2.3100	13100.	78	14282	No
351	GOM_NL__2PRFIN20041122_202455_000000412032_00200_14282_6387.N1	22-NOV-2004 20:24:55	Bright	40.500	175	39Del Per	3.0100	19400.	81	14282	No
352	GOM_NL__2PRFIN20041122_202722_000000382032_00200_14282_6388.N1	22-NOV-2004 20:27:22	Bright	37.500	68	18Alp Cas	2.2250	4500.0	75	14282	No
353	GOM_NL__2PRFIN20041122_202834_000000402032_00200_14282_6389.N1	22-NOV-2004 20:28:34	Bright	39.500	74	11Bet Cas	2.2680	6600.0	79	14282	No
354	GOM_NL__2PRFIN20041122_203550_000000392032_00200_14282_6390.N1	22-NOV-2004 20:35:50	Bright	39.000	49	1Alp UMi	1.9900	6300.0	78	14282	No
355	GOM_NL__2PRFIN20041122_204023_000000372032_00200_14282_6391.N1	22-NOV-2004 20:40:23	Bright	36.500	60	7Bet UMi	2.0810	3950.0	73	14282	No
356	GOM_NL__2PRFIN20041122_204238_000000382032_00200_14282_6392.N1	22-NOV-2004 20:42:38	Bright	37.500	119	14Eta Dra	2.7270	4700.0	75	14282	No
357	GOM_NL__2PRFIN20041122_204443_000000462032_00200_14282_6393.N1	22-NOV-2004 20:44:43	Bright	46.000	82	48Bet UMa	2.3650	10600.	92	14282	No
358	GOM_NL__2PRFIN20041122_205024_000000512032_00200_14282_6394.N1	22-NOV-2004 20:50:24	Bright	51.000	180	27Gam Boo	3.0400	8000.0	102	14282	No
359	GOM_NL__2PRFIN20041122_205322_000000382032_00200_14282_6395.N1	22-NOV-2004 20:53:22	Bright	37.500	83		2.3780	11000.	75	14282	No
360	GOM_NL__2PRFIN20041122_205553_000000372032_00200_14282_6396.N1	22-NOV-2004 20:55:53	Bright	36.500	3	16Alp Boo	-0.050000	4250.0	73	14282	No
361	GOM_NL__2PRFIN20041122_205837_000000592032_00200_14282_6397.N1	22-NOV-2004 20:58:37	Bright	59.000	96	68Del Leo	2.5600	9300.0	118	14282	No
362	GOM_NL__2PRFIN20041122_210141_000001052032_00200_14282_6398.N1	22-NOV-2004 21:01:41	Twilight_stray	104.50	51	41Gam1Leo	2.0100	4500.0	209	14282	No
363	GOM_NL__2PRFIN20041122_210759_000001782032_00200_14282_6399.N1	22-NOV-2004 21:07:59	Straylight	177.50	22	32Alp Leo	1.3600	15200.	355	14282	No
364	GOM_NL__2PRFIN20041122_211549_000000432032_00200_14282_6400.N1	22-NOV-2004 21:15:49	Dark	43.000	64	Gam Cen	2.2000	10600.	86	14282	No
365	GOM_NL__2PRFIN20041122_211826_000000422032_00200_14282_6401.N1	22-NOV-2004 21:18:26	Dark	41.500	20	Bet Cru	1.2530	30000.	83	14282	No
366	GOM_NL__2PRFIN20041122_211936_000000492032_00201_14283_6423.N1	22-NOV-2004 21:19:36	Dark	49.000	12	Alp1Cru	0.77500	30000.	98	14283	No
367	GOM_NL__2PRFIN20041122_212058_000000392032_00201_14283_6424.N1	22-NOV-2004 21:20:58	Dark	38.500	112	Alp Mus	2.6880	26000.	77	14283	No
368	GOM_NL__2PRFIN20041122_212620_000000432032_00201_14283_6425.N1	22-NOV-2004 21:26:20	Dark	43.000	41	Eps Car	1.8600	4100.0	86	14283	No
369	GOM_NL__2PRFIN20041122_212746_000000522032_00201_14283_6426.N1	22-NOV-2004 21:27:46	Dark	51.500	34	Gam2Vel	1.7930	23000.	103	14283	No
370	GOM_NL__2PRFIN20041122_213148_000000532032_00201_14283_6427.N1	22-NOV-2004 21:31:48	Dark	53.000	2	Alp Car	-0.73600	7000.0	106	14283	No
371	GOM_NL__2PRFIN20041122_213335_000001182032_00201_14283_6428.N1	22-NOV-2004 21:33:35	Dark	118.00	132	15Rho Pup	2.8030	6900.0	236	14283	No
372	GOM_NL__2PRFIN20041122_213658_000000812032_00201_14283_6429.N1	22-NOV-2004 21:36:58	Dark	80.500	23	21Eps CMa	1.5020	26000.	161	14283	No
373	GOM_NL__2PRFIN20041122_213948_000000412032_00201_14283_6430.N1	22-NOV-2004 21:39:48	Straylight	40.500	157	The1Eri	2.9060	9300.0	81	14283	No
374	GOM_NL__2PRFIN20041122_214441_000001272032_00201_14283_6431.N1	22-NOV-2004 21:44:41	Straylight	126.50	1	9Alp CMa	-1.4400	11000.	253	14283	No
375	GOM_NL__2PRFIN20041122_214850_000000722032_00201_14283_6432.N1	22-NOV-2004 21:48:50	Straylight	71.500	7	19Bet Ori	0.10000	14000.	143	14283	No
376	GOM_NL__2PRFIN20041122_215240_000000872032_00201_14283_6433.N1	22-NOV-2004 21:52:40	Twilight_stray	87.000	30	46Eps Ori	1.6940	30000.	174	14283	No
377	GOM_NL__2PRFIN20041122_215721_000000392032_00201_14283_6434.N1	22-NOV-2004 21:57:21	Bright	39.000	105	6Bet Ari	2.6450	8900.0	78	14283	No
378	GOM_NL__2PRFIN20041122_220109_000000382032_00201_14283_6435.N1	22-NOV-2004 22:01:09	Bright	37.500	173	4Bet Tri	3.0040	8900.0	75	14283	No
379	GOM_NL__2PRFIN20041122_220302_000000402032_00201_14283_6436.N1	22-NOV-2004 22:03:02	Bright	39.500	79	26Bet Per	2.3100	13100.	79	14283	No
380	GOM_NL__2PRFIN20041122_220531_000000402032_00201_14283_6437.N1	22-NOV-2004 22:05:31	Bright	39.500	175	39Del Per	3.0100	19400.	79	14283	No
381	GOM_NL__2PRFIN20041122_220757_000000392032_00201_14283_6438.N1	22-NOV-2004 22:07:57	Bright	39.000	68	18Alp Cas	2.2250	4500.0	78	14283	No
382	GOM_NL__2PRFIN20041122_220911_000000392032_00201_14283_6439.N1	22-NOV-2004 22:09:11	Bright	38.500	74	11Bet Cas	2.2680	6600.0	77	14283	No
383	GOM_NL__2PRFIN20041122_221626_000000352032_00201_14283_6440.N1	22-NOV-2004 22:16:26	Bright	35.000	49	1Alp UMi	1.9900	6300.0	70	14283	No
384	GOM_NL__2PRFIN20041122_222059_000000392032_00201_14283_6441.N1	22-NOV-2004 22:20:59	Bright	39.000	60	7Bet UMi	2.0810	3950.0	78	14283	No
385	GOM_NL__2PRFIN20041122_222313_000000392032_00201_14283_6442.N1	22-NOV-2004 22:23:13	Bright	38.500	119	14Eta Dra	2.7270	4700.0	77	14283	No
386	GOM_NL__2PRFIN20041122_222519_000000462032_00201_14283_6443.N1	22-NOV-2004 22:25:19	Bright	45.500	82	48Bet UMa	2.3650	10600.	91	14283	No
387	GOM_NL__2PRFIN20041122_223100_000000512032_00201_14283_6444.N1	22-NOV-2004 22:31:00	Bright	51.000	180	27Gam Boo	3.0400	8000.0	102	14283	No
388	GOM_NL__2PRFIN20041122_223356_000000392032_00201_14283_6445.N1	22-NOV-2004 22:33:56	Bright	39.000	83		2.3780	11000.	78	14283	No
389	GOM_NL__2PRFIN20041122_223629_000000362032_00201_14283_6446.N1	22-NOV-2004 22:36:29	Bright	35.500	3	16Alp Boo	-0.050000	4250.0	71	14283	No
390	GOM_NL__2PRFIN20041122_223913_000000582032_00201_14283_6447.N1	22-NOV-2004 22:39:13	Bright	57.500	96	68Del Leo	2.5600	9300.0	115	14283	No
391	GOM_NL__2PRFIN20041122_224218_000001112032_00201_14283_6448.N1	22-NOV-2004 22:42:18	Twilight_stray	110.50	51	41Gam1Leo	2.0100	4500.0	221	14283	No
392	GOM_NL__2PRFIN20041122_224838_000001522032_00201_14283_6449.N1	22-NOV-2004 22:48:38	Straylight	151.50	22	32Alp Leo	1.3600	15200.	303	14283	No
393	GOM_NL__2PRFIN20041122_225625_000000412032_00201_14283_6450.N1	22-NOV-2004 22:56:25	Dark	41.000	64	Gam Cen	2.2000	10600.	82	14283	No
394	GOM_NL__2PRFIN20041122_225902_000000412032_00201_14283_6451.N1	22-NOV-2004 22:59:02	Dark	40.500	20	Bet Cru	1.2530	30000.	81	14283	No
395	GOM_NL__2PRFIN20041122_230012_000000512032_00202_14284_7642.N1	22-NOV-2004 23:00:12	Dark	50.500	12	Alp1Cru	0.77500	30000.	101	14284	No
396	GOM_NL__2PRFIN20041122_230134_000000372032_00202_14284_7643.N1	22-NOV-2004 23:01:34	Dark	37.000	112	Alp Mus	2.6880	26000.	74	14284	No

397	GOM_NL__2PRFIN20041122_230655_000000452032_00202_14284_7644.N1	22-NOV-2004 23:06:55	Dark	44.500	41	Eps Car	1.8600	4100.0	89	14284	No
398	GOM_NL__2PRFIN20041122_230824_000000512032_00202_14284_7645.N1	22-NOV-2004 23:08:24	Dark	50.500	34	Gam2Vel	1.7930	23000.	101	14284	No
399	GOM_NL__2PRFIN20041122_231225_000000602032_00202_14284_7646.N1	22-NOV-2004 23:12:25	Dark	60.000	2	Alp Car	-0.73600	7000.0	120	14284	No
400	GOM_NL__2PRFIN20041122_231413_000001122032_00202_14284_7647.N1	22-NOV-2004 23:14:13	Dark	112.00	132	15Rho Pup	2.8030	6900.0	224	14284	No
401	GOM_NL__2PRFIN20041122_231737_000000822032_00202_14284_7648.N1	22-NOV-2004 23:17:37	Dark	82.000	23	21Eps CMa	1.5020	26000.	164	14284	No
402	GOM_NL__2PRFIN20041122_232024_000000422032_00202_14284_7649.N1	22-NOV-2004 23:20:24	Straylight	42.000	157	The1Eri	2.9060	9300.0	84	14284	No
403	GOM_NL__2PRFIN20041122_232517_000001312032_00202_14284_7650.N1	22-NOV-2004 23:25:17	Straylight	130.50	1	9Alp CMa	-1.4400	11000.	261	14284	No
404	GOM_NL__2PRFIN20041122_232927_000000772032_00202_14284_7651.N1	22-NOV-2004 23:29:27	Straylight	77.000	7	19Bet Ori	0.10000	14000.	154	14284	No
405	GOM_NL__2PRFIN20041122_233315_000000822032_00202_14284_7652.N1	22-NOV-2004 23:33:15	Tw_i_and_stray	81.500	30	46Eps Ori	1.6940	30000.	163	14284	No
406	GOM_NL__2PRFIN20041122_233757_000000392032_00202_14284_7653.N1	22-NOV-2004 23:37:57	Bright	39.000	105	6Bet Ari	2.6450	8900.0	78	14284	No
407	GOM_NL__2PRFIN20041122_234143_000000402032_00202_14284_7654.N1	22-NOV-2004 23:41:43	Bright	40.000	173	4Bet Tri	3.0040	8900.0	80	14284	No
408	GOM_NL__2PRFIN20041122_234337_000000402032_00202_14284_7655.N1	22-NOV-2004 23:43:37	Bright	40.000	79	26Bet Per	2.3100	13100.	80	14284	No
409	GOM_NL__2PRFIN20041122_234605_000000422032_00202_14284_7656.N1	22-NOV-2004 23:46:05	Bright	42.000	175	39Del Per	3.0100	19400.	84	14284	No
410	GOM_NL__2PRFIN20041122_234832_000000432032_00202_14284_7657.N1	22-NOV-2004 23:48:32	Bright	42.500	68	18Alp Cas	2.2250	4500.0	85	14284	No
411	GOM_NL__2PRFIN20041122_234947_000000392032_00202_14284_7658.N1	22-NOV-2004 23:49:47	Bright	38.500	74	11Bet Cas	2.2680	6600.0	77	14284	No
412	GOM_NL__2PRFIN20041122_235701_000000392032_00202_14284_7659.N1	22-NOV-2004 23:57:01	Bright	38.500	49	1Alp UMi	1.9900	6300.0	77	14284	No

### 3. Quality information per product

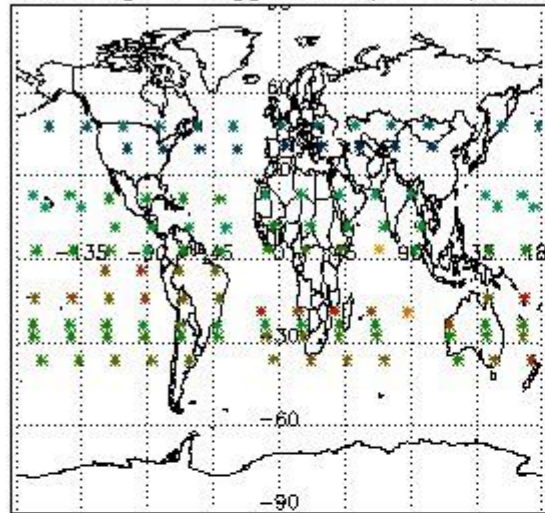
In this section it is plotted some information contained in the Quality Summary data set of the level 2 products. Only products in dark limb conditions and without errors (error flag in the MPH set to "0") are used.

#### 3.1 Plot quality information per product (time dependant)

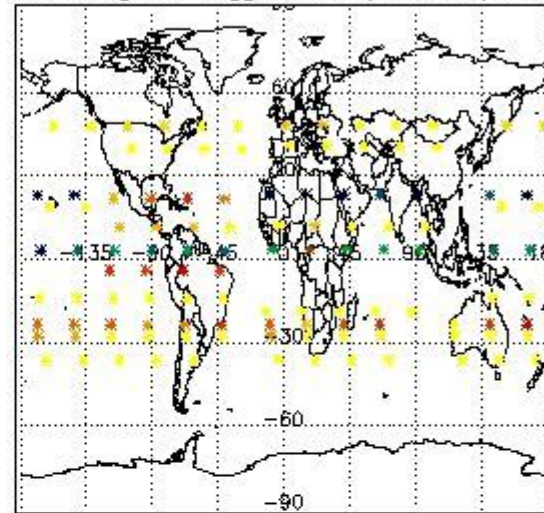


### 3.2 Plot quality information per product (world map)

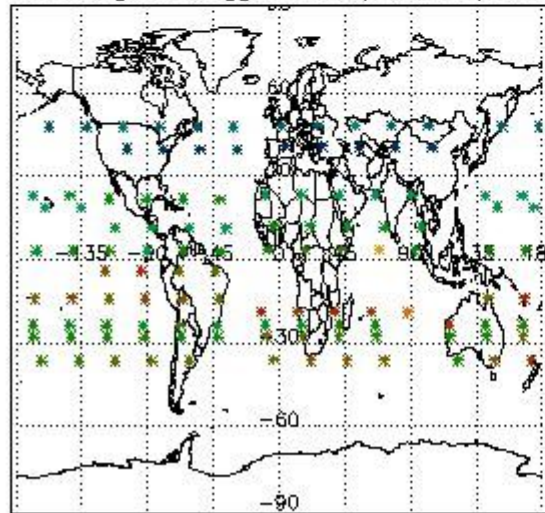
Percentage of flagged data per O3 profile



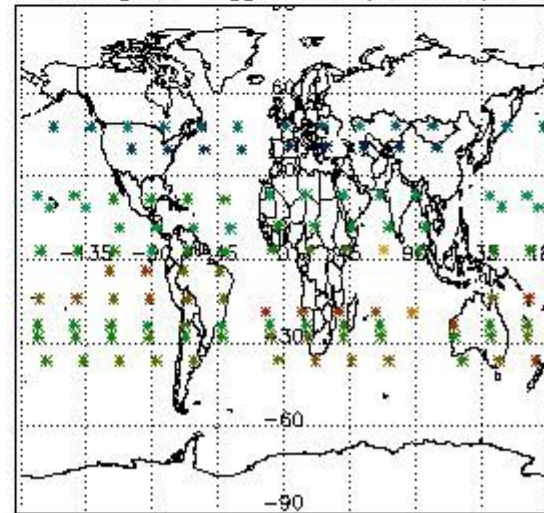
Percentage of flagged data per H2O profile



Percentage of flagged data per NO2 profile



Percentage of flagged data per NO3 profile

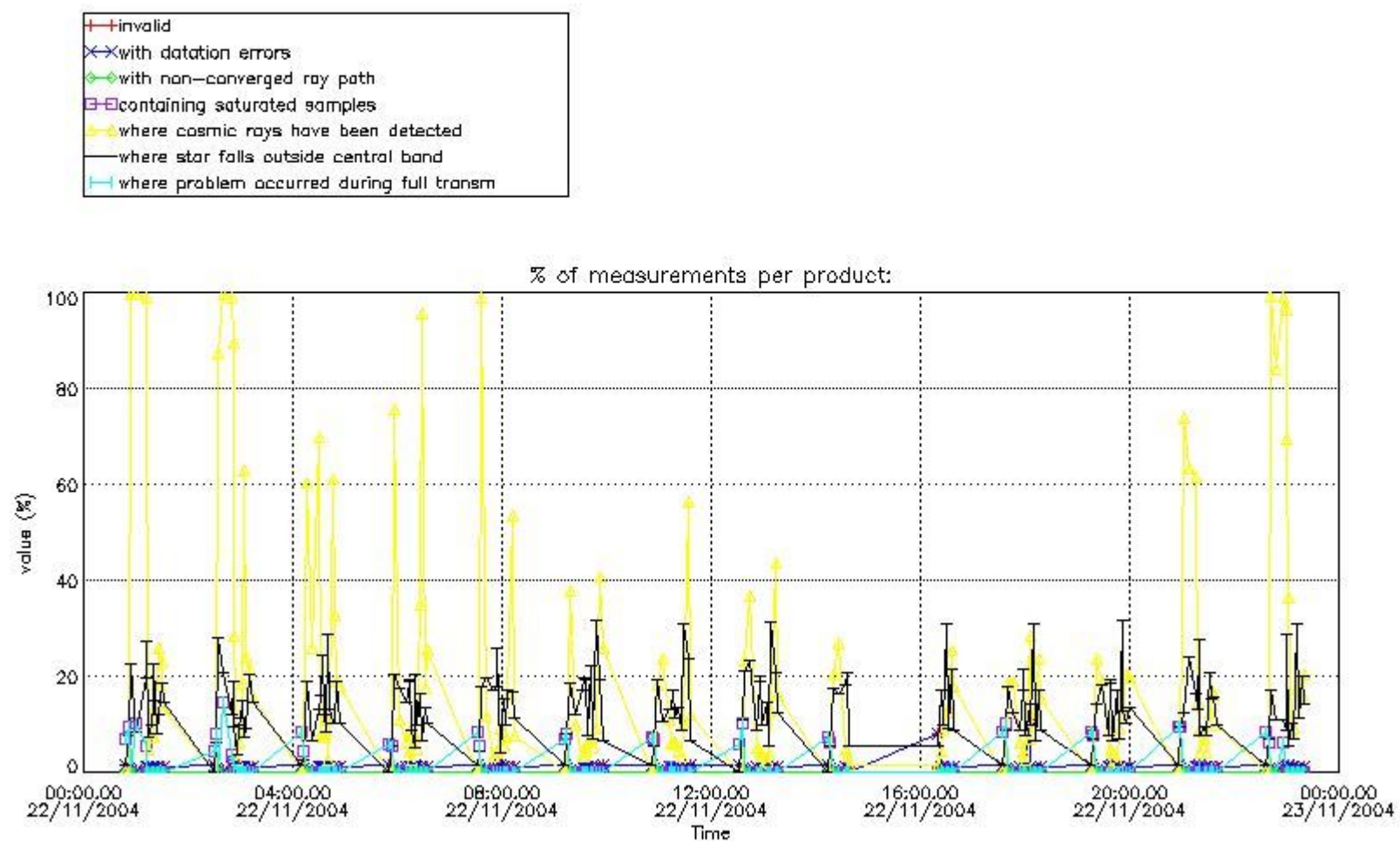


### 4. Level 1 quality information per product

In this section it is plotted some information contained in the Quality Summary data set of the level 2 products that comes from the level 1b processing. Products without errors (error flag in the MPH set to "0") are used.

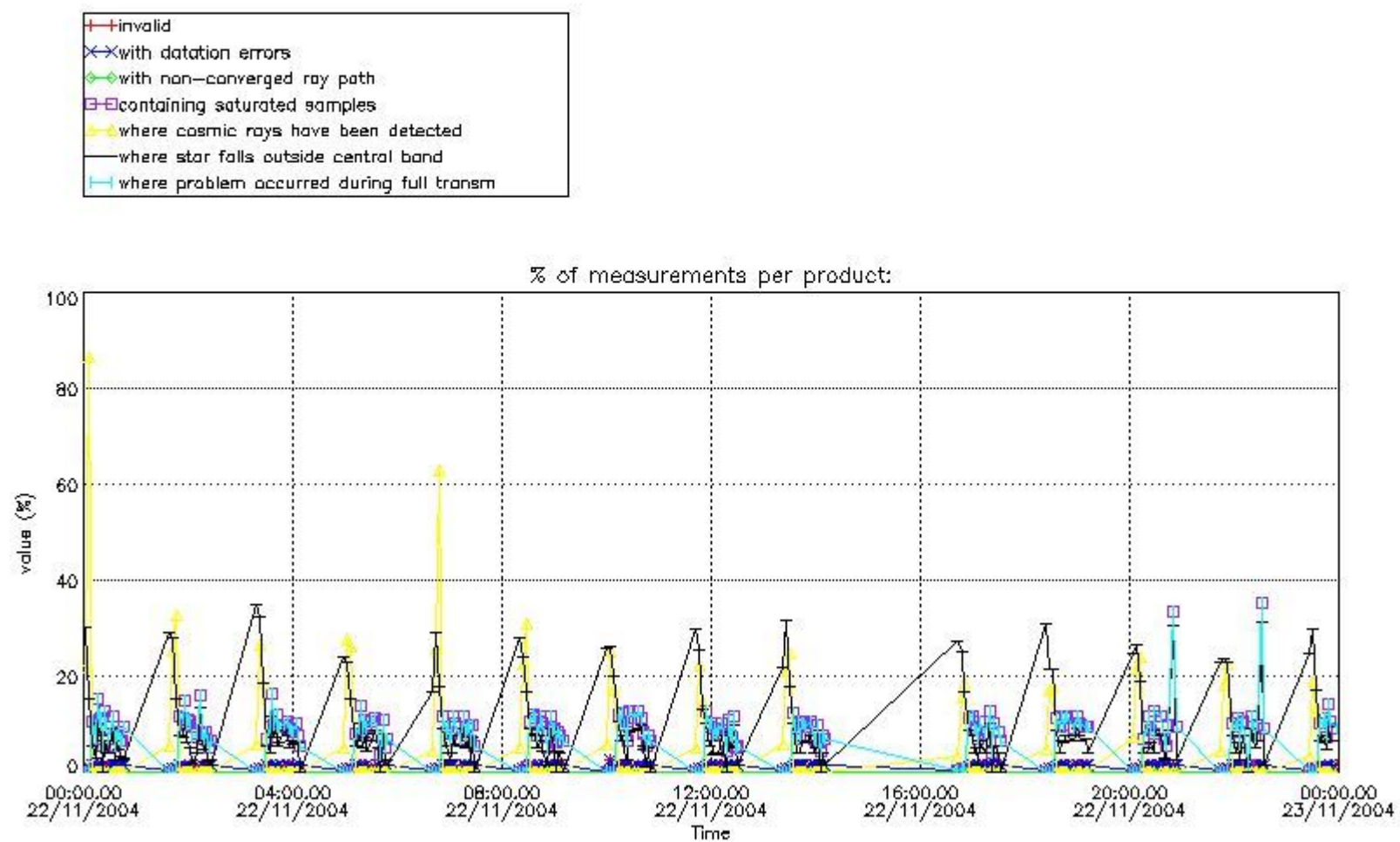
#### 4.1 Plot quality information per product (time dependant) coming from level 1b processing

##### 4.1.1 Plot level 1 quality information per product (time dependant): ENVISAT ASCENDING passes



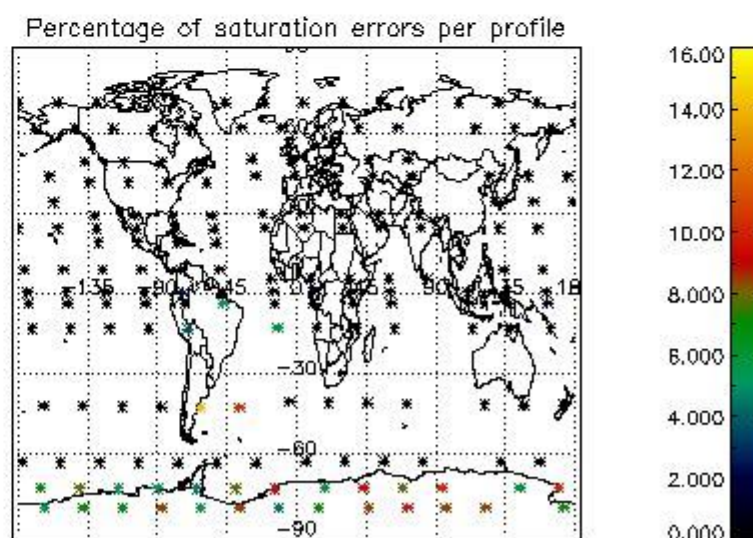
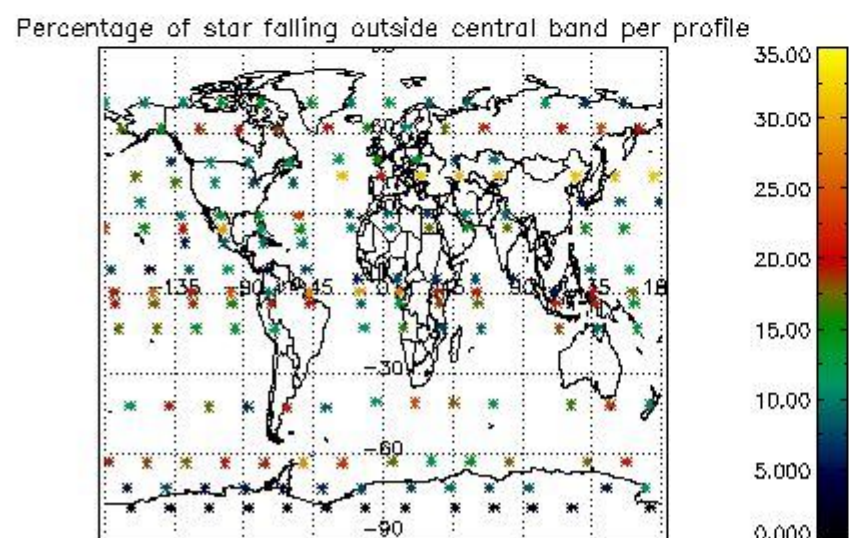
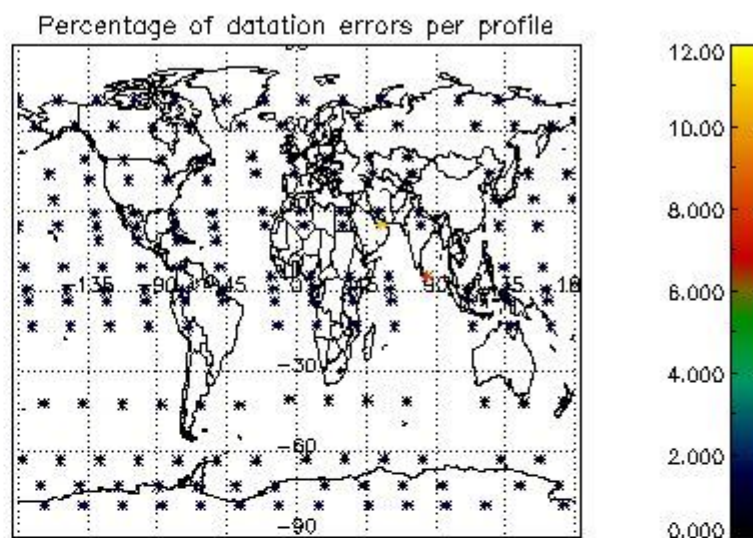
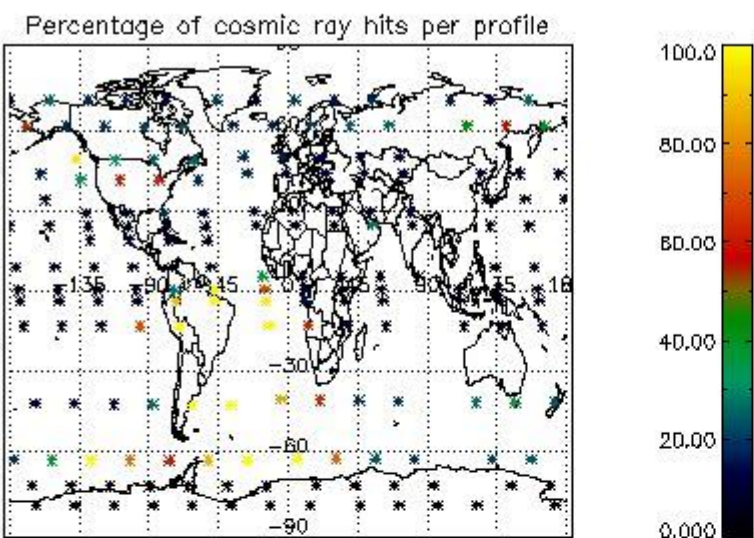
4.1.2 Plot level 1 quality information per product (time dependant): ENVI SAT DESCENDING passes



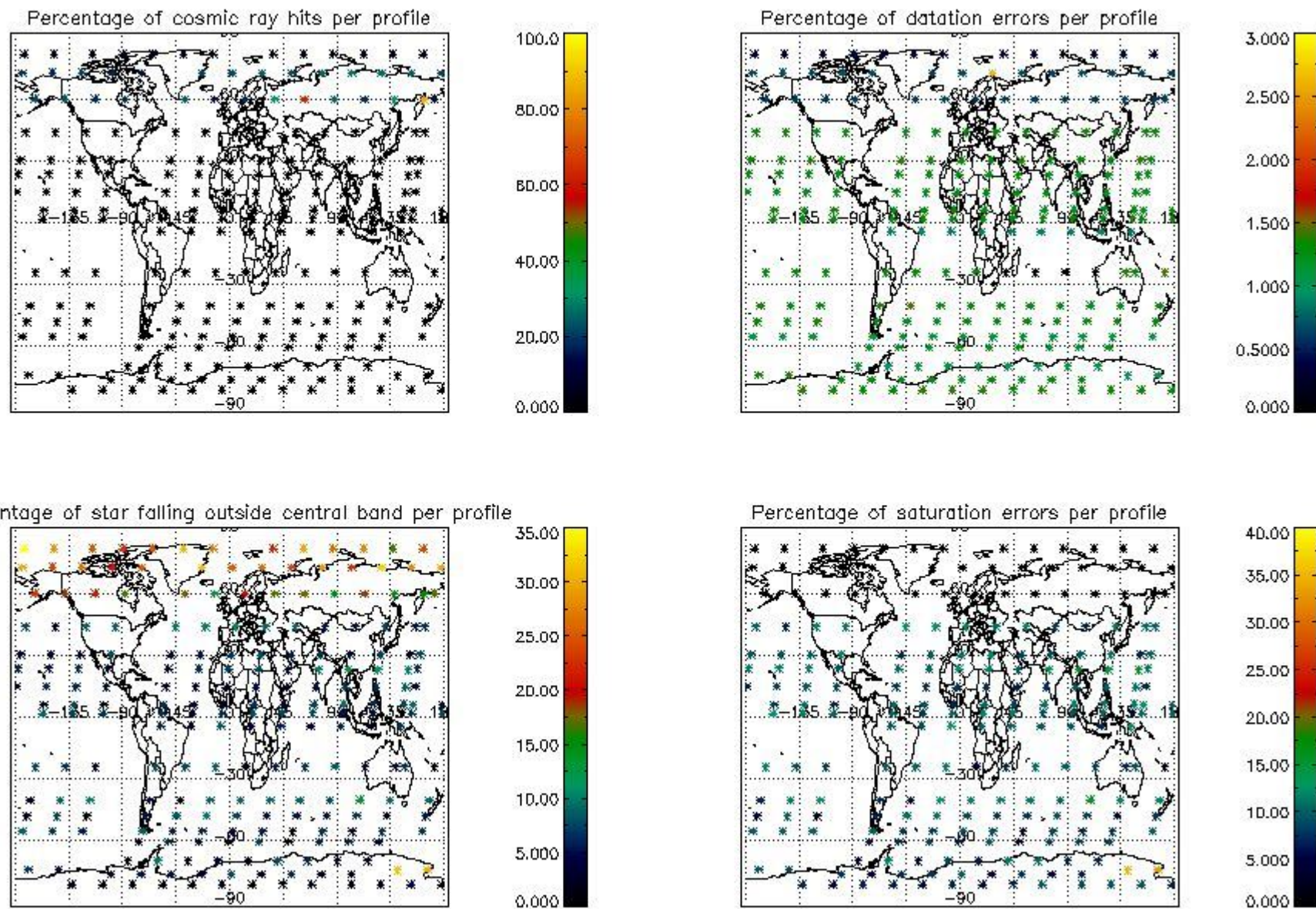


4.2 Plot quality information per product coming from level 1b processing (world map)

4.2.1 Plot level 1 quality information per product (world map): ENVISAT ASCENDING passes



4.2.2 Plot level 1 quality information per product (world map): ENVISAT DESCENDING passes



## 5. Trace gas profiles

### 5.1 Ozone statistics based on quality of products

The final quality of the products can be "measured" using the STD (Standard Deviation) attached to every point profile. This information is written to the parameter GOM\_NL\_\_2P/NL\_LOCAL\_SPECIES\_DENSITY/o3\_std of the level 2 products. The table below shows the statistics for given STD ranges.

The statistics are given with respect to the overall valid production:

- Products without fatal errors: GOM\_NL\_\_2P/MPH/PRODUCT\_ERR=0
- Valid point profile: GOM\_NL\_\_2P/NL\_LOCAL\_SPECIES\_DENSITY/pcd(0)=0

The 'Criteria' is applied to valid points of dark limb products:

- Products in dark limb illumination condition: GOM\_NL\_\_2P/NL\_SUMMARY\_QUALITY/obs\_ill\_cond=0
- Products without fatal errors: GOM\_NL\_\_2P/MPH/PRODUCT\_ERR=0
- Valid point profile: GOM\_NL\_\_2P/NL\_LOCAL\_SPECIES\_DENSITY/pcd(0)=0

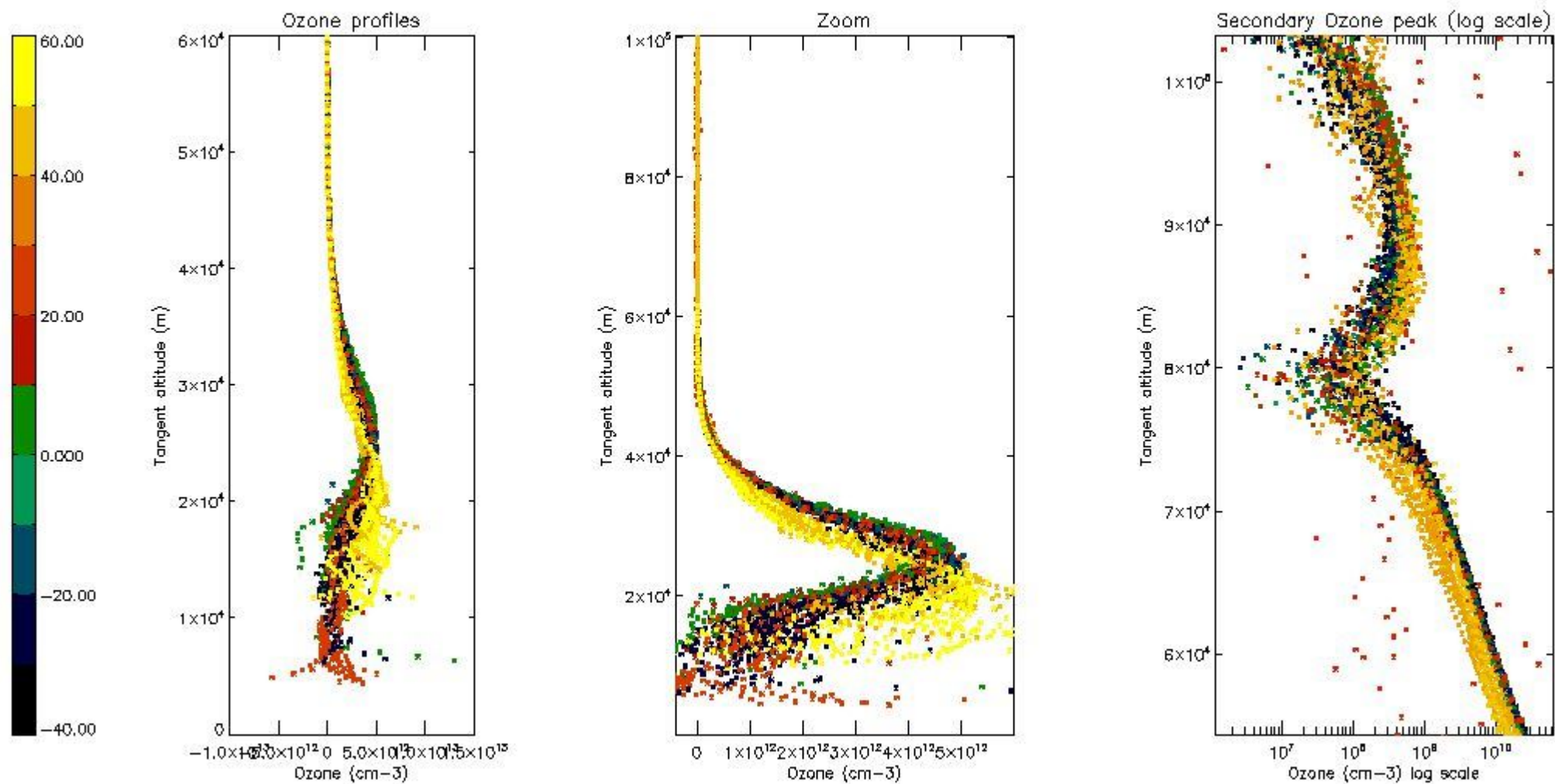
So, the table below shows the percentage of dark limb and valid observations for each criteria with respect to the overall valid daily observations.

Criteria	% of total production
All STD	28
STD < 20	18

STD < 10	16
STD < 5	12

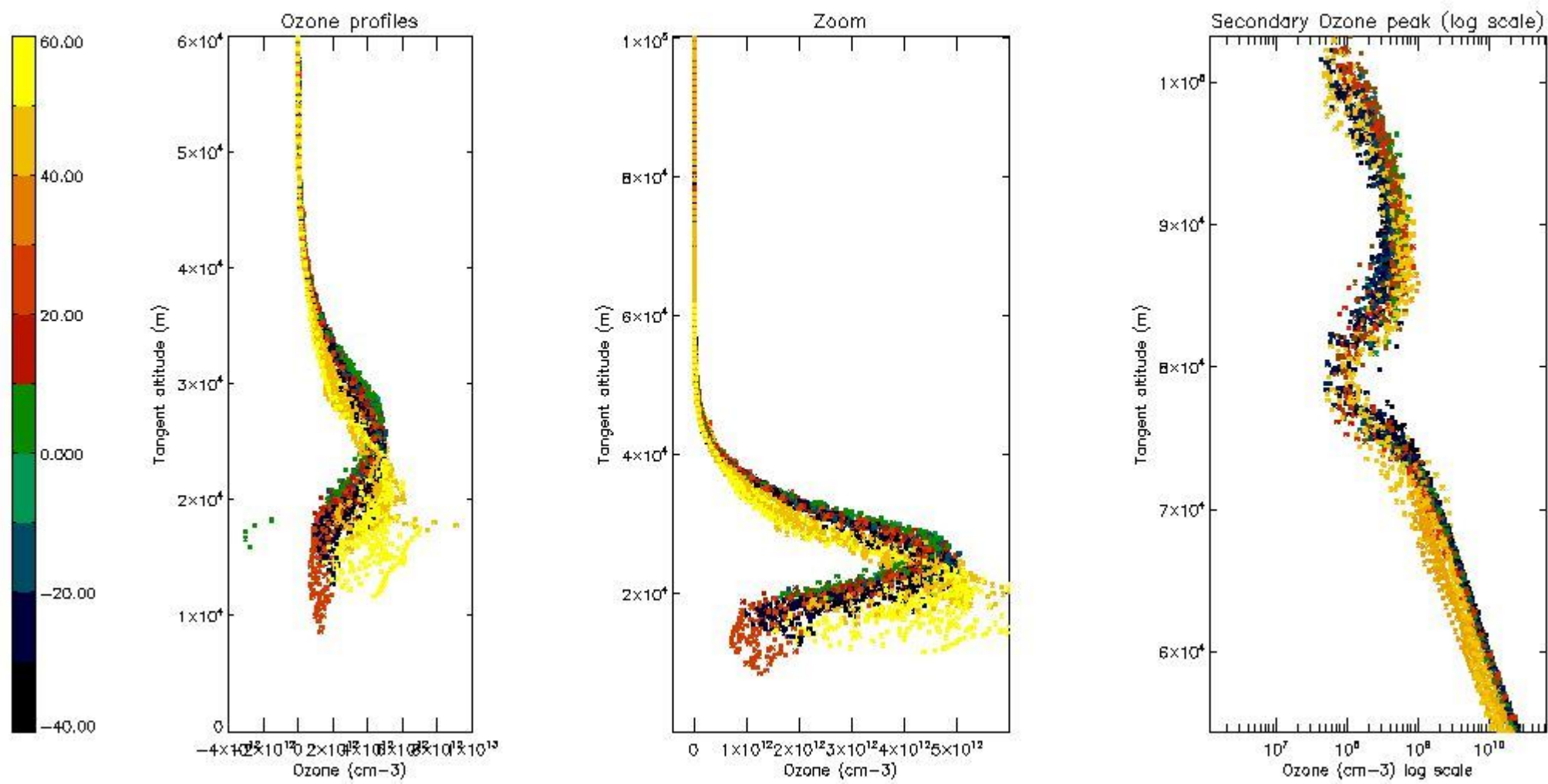
5.2 Plot ozone profiles for all STD (dark without errors)

The colorbar represents the latitude.



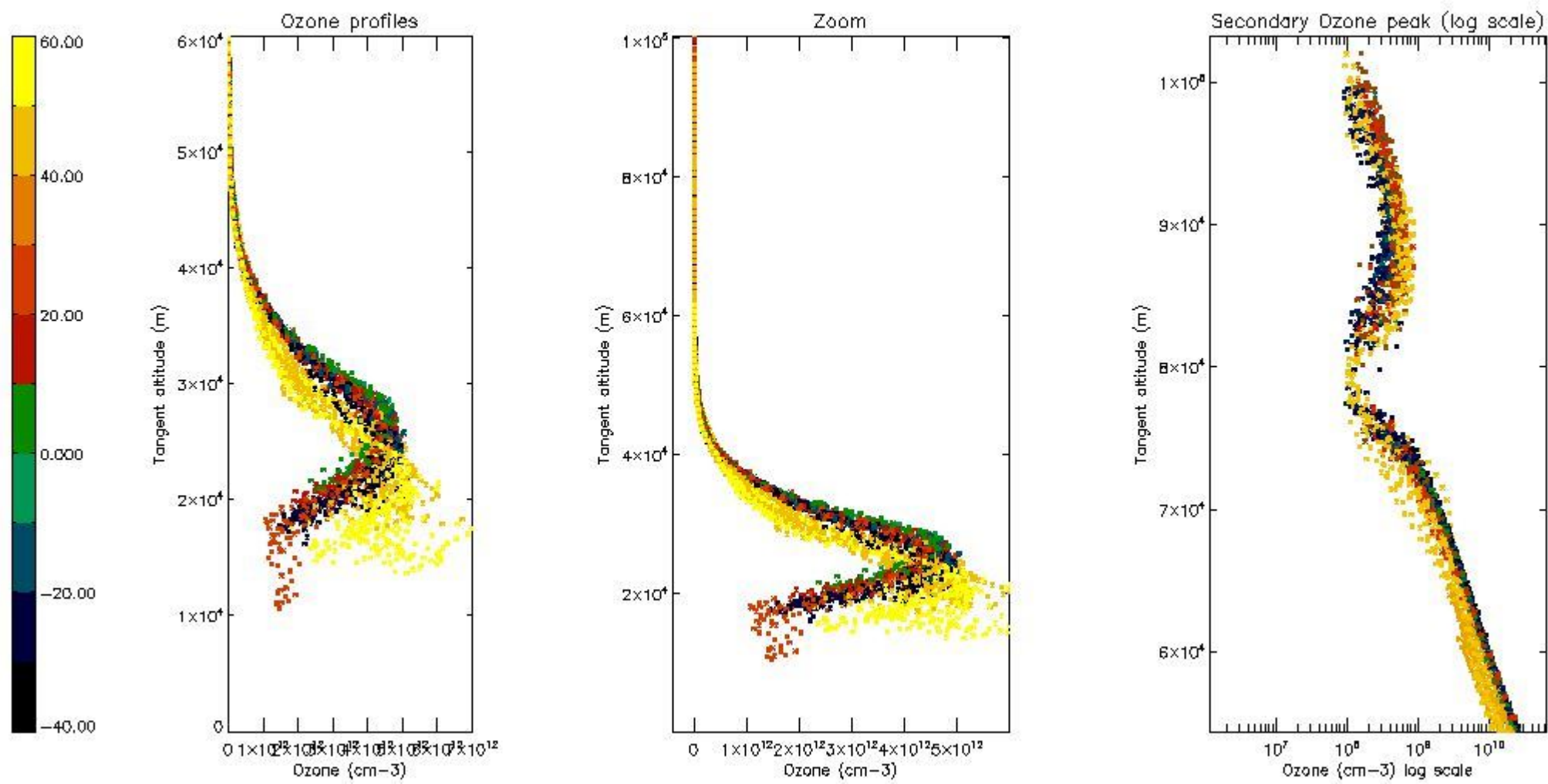
5.3 Plot ozone profiles where STD < 20% (dark without errors)

The colorbar represents the latitude.



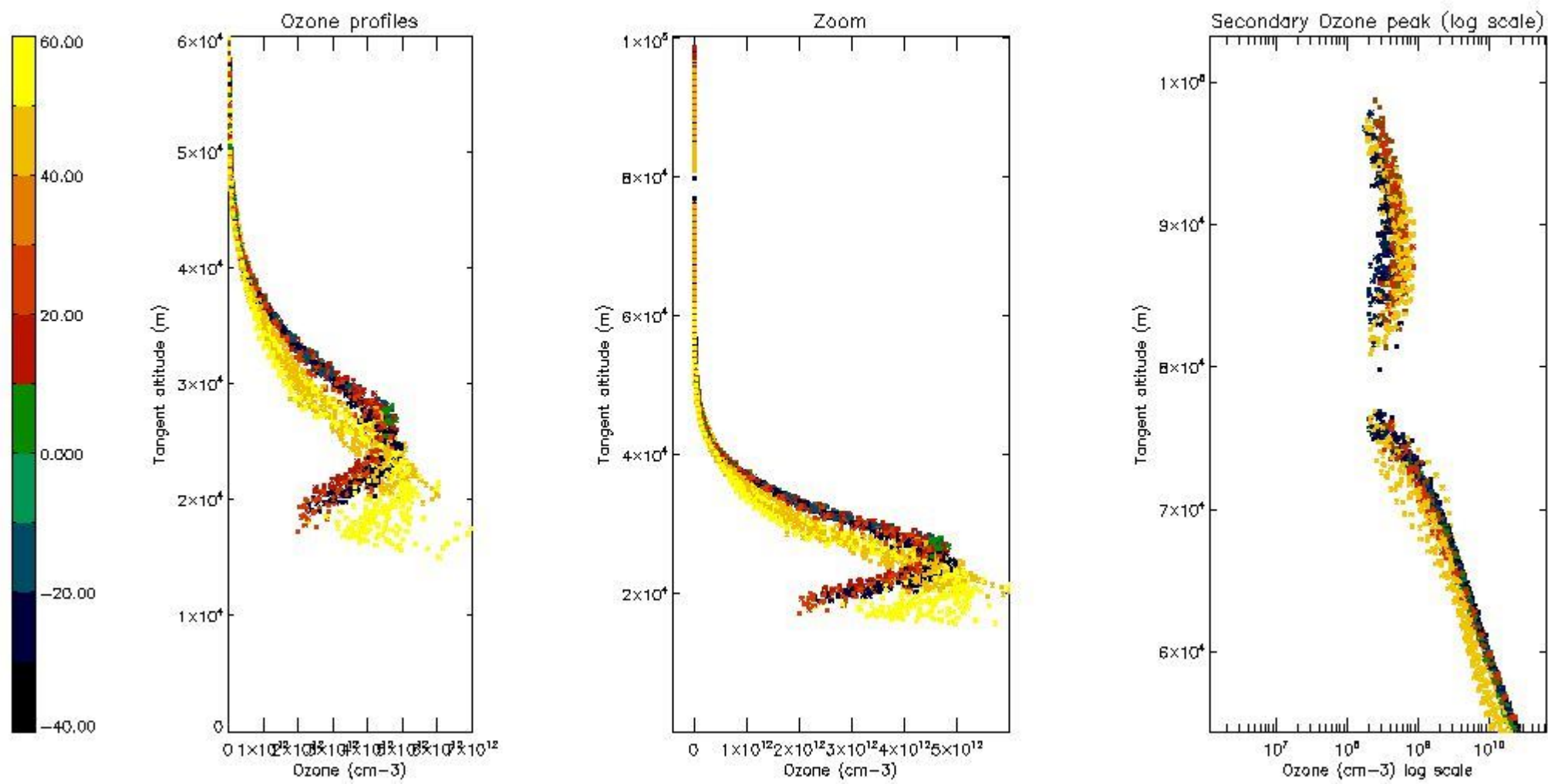
*5.4 Plot ozone profiles where  $STD < 10\%$  (dark without errors)*

The colorbar represents the latitude.



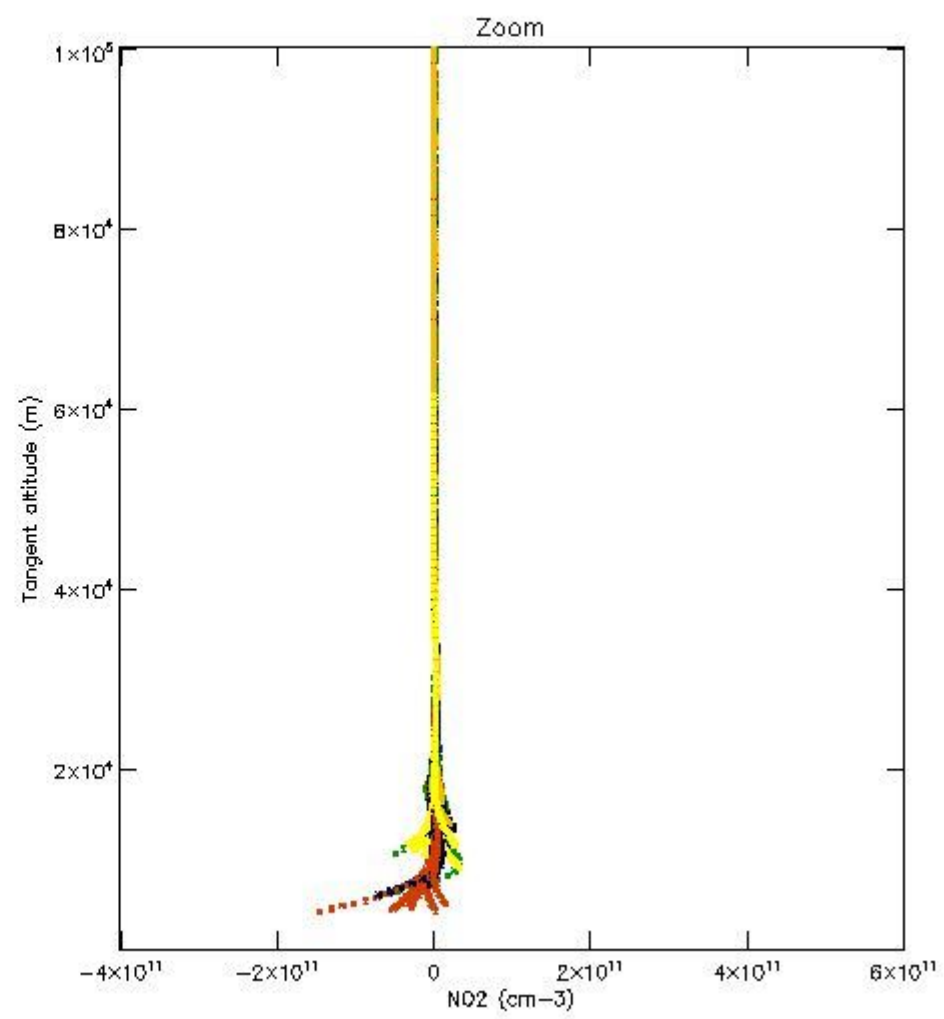
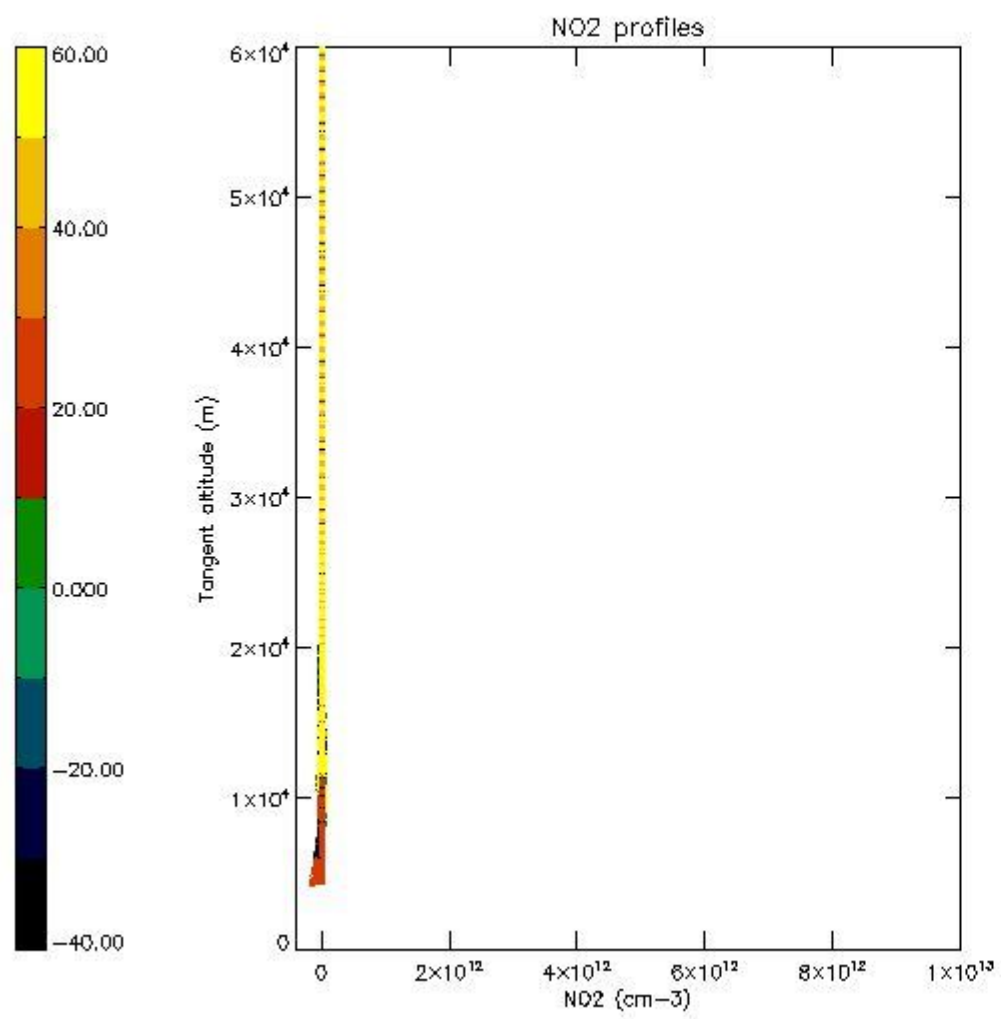
*5.5 Plot ozone profiles where STD < 5% (dark without errors)*

The colorbar represents the latitude.



*5.6 Plot NO<sub>2</sub> profiles for all STD (dark without errors)*

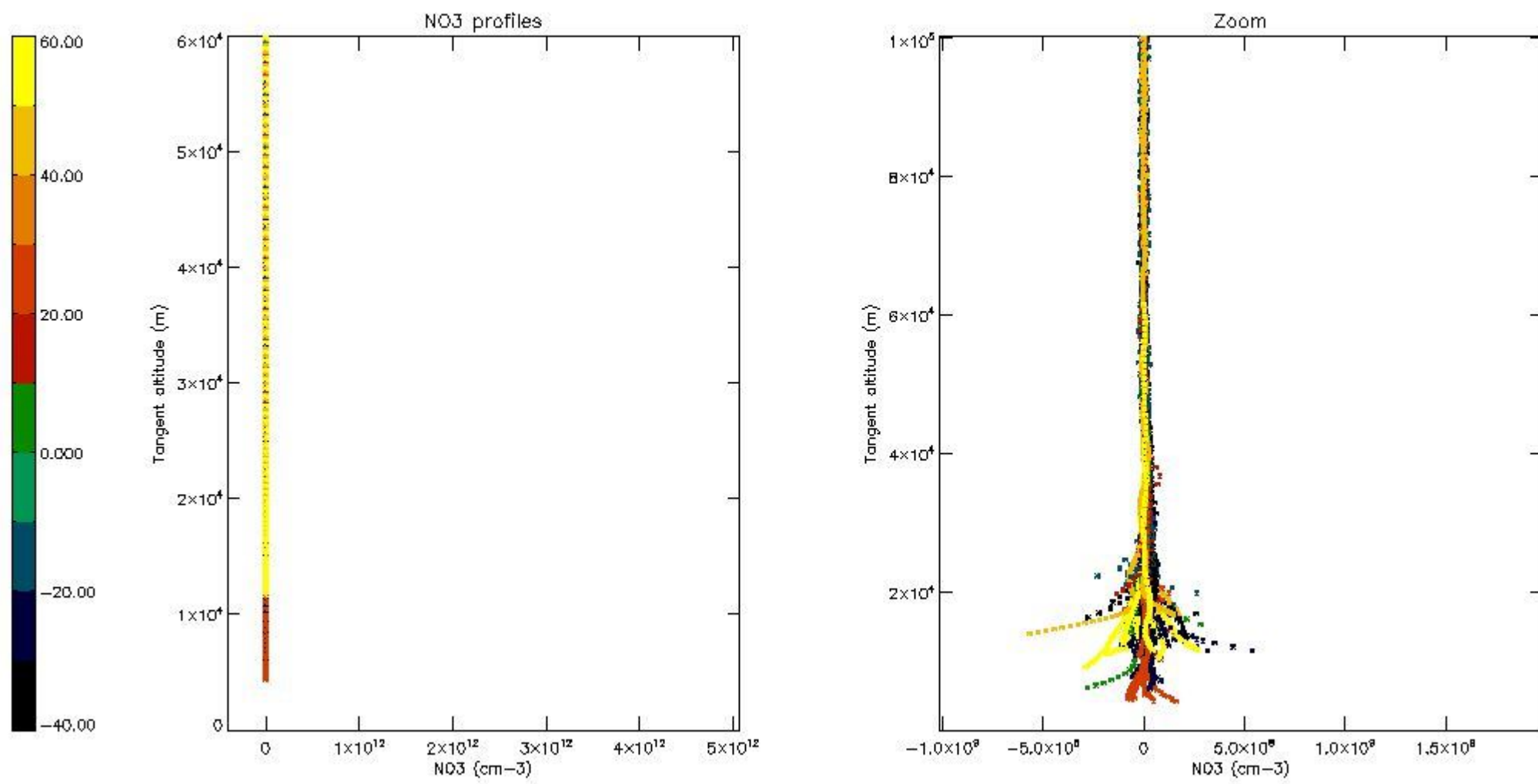
The colorbar represents the latitude.



*5.7 Plot NO3 profiles for all STD (dark without errors)*

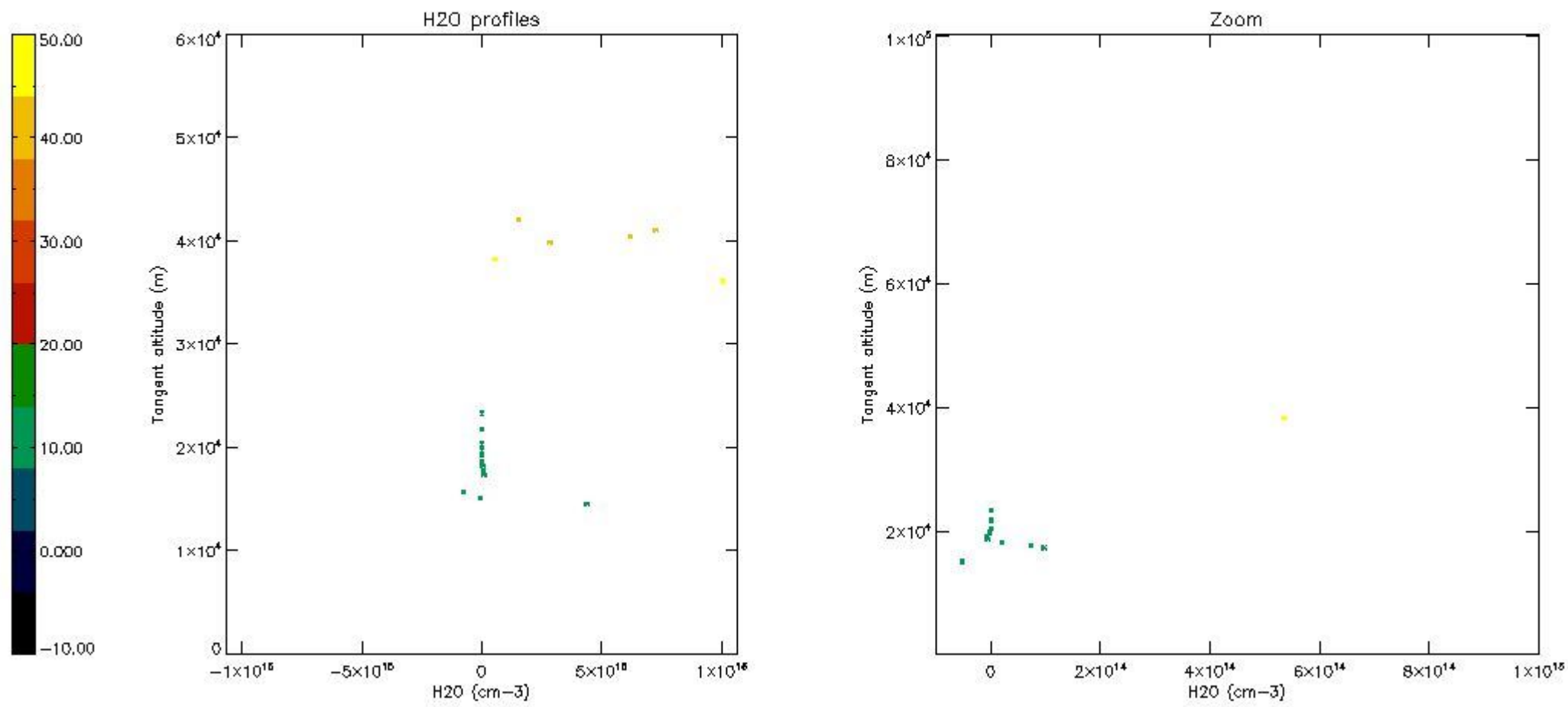
The colorbar represents the latitude.





*5.8 Plot H2O profiles for all STD (only for occultations of stars 1,2,3,4,13,14,16,26,63 dark without errors)*

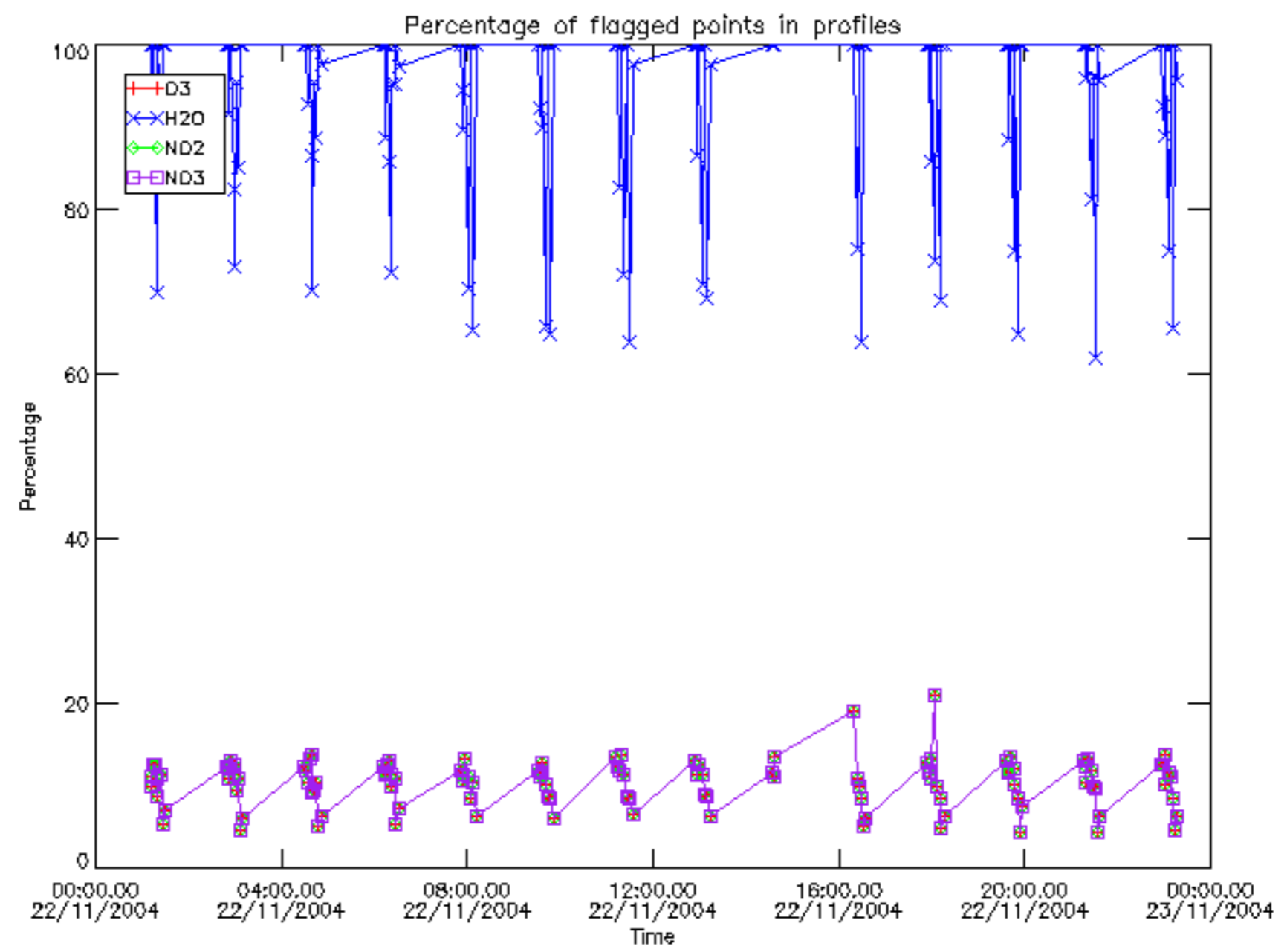
The colorbar represents the latitude.



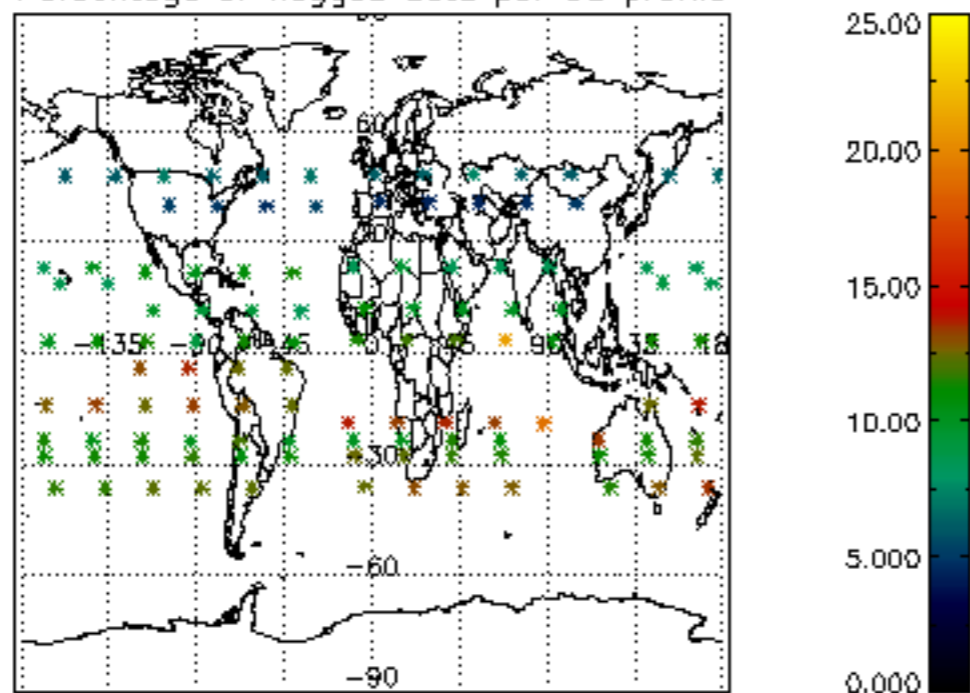
## 6. Auxiliary Data Files used for the production reported in section 2

The number reported in the third column indicates since which file (see list in section 2) the corresponding auxiliary file has been used. The fourth column is the date of those product files.

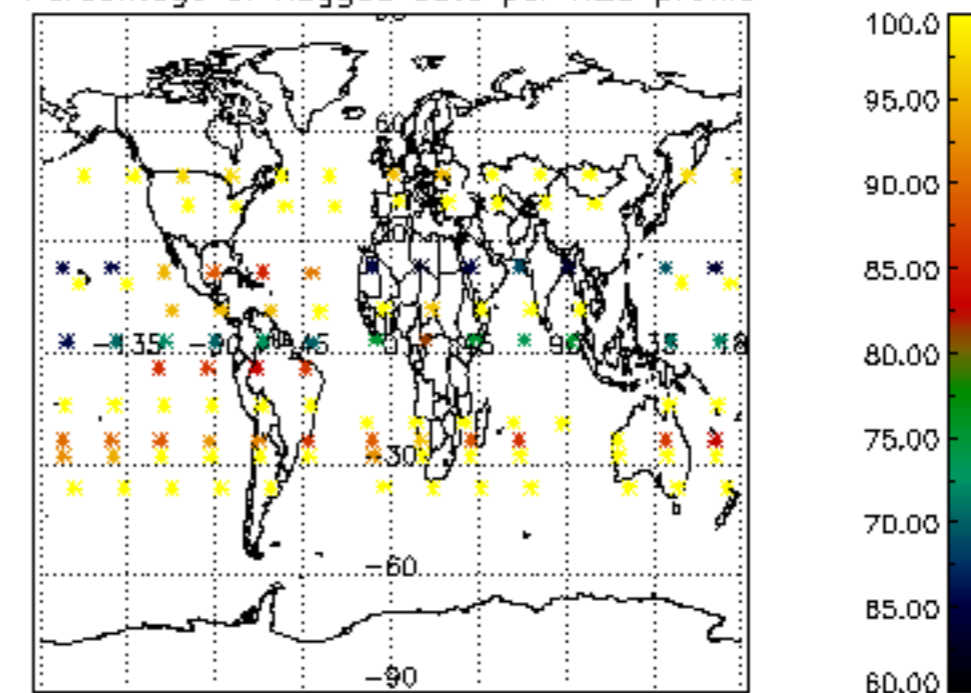
Type	Auxiliary Filename	Used since product	Used since product date
INST_PHYS_CHARACTERISTICS	GOM_INS_AXVIEC20091111_143220_20030716_120000_20500101_000000	1	22-NOV-2004 00:01:06
LEVEL-2_PROC_CONFIG	GOM_PR2_AXVIEC20091111_152718_20020301_000000_20500101_000000	1	22-NOV-2004 00:01:06
CROSS_SECTIONS_FILE	GOM_CRS_AXVIEC20091111_154832_20020301_000000_20500101_000000	1	22-NOV-2004 00:01:06



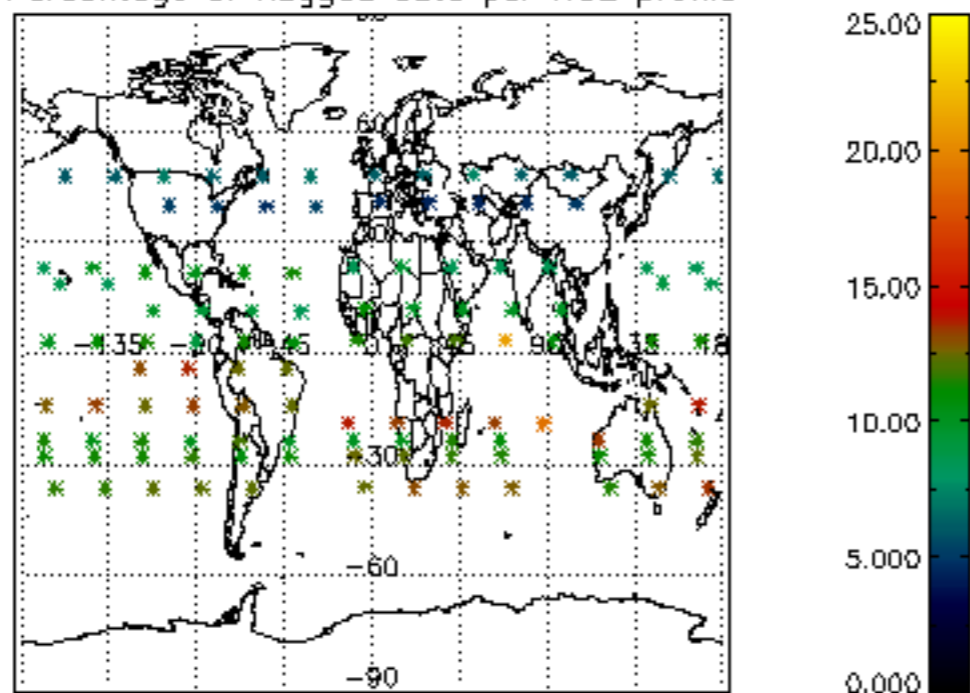
Percentage of flagged data per D3 profile



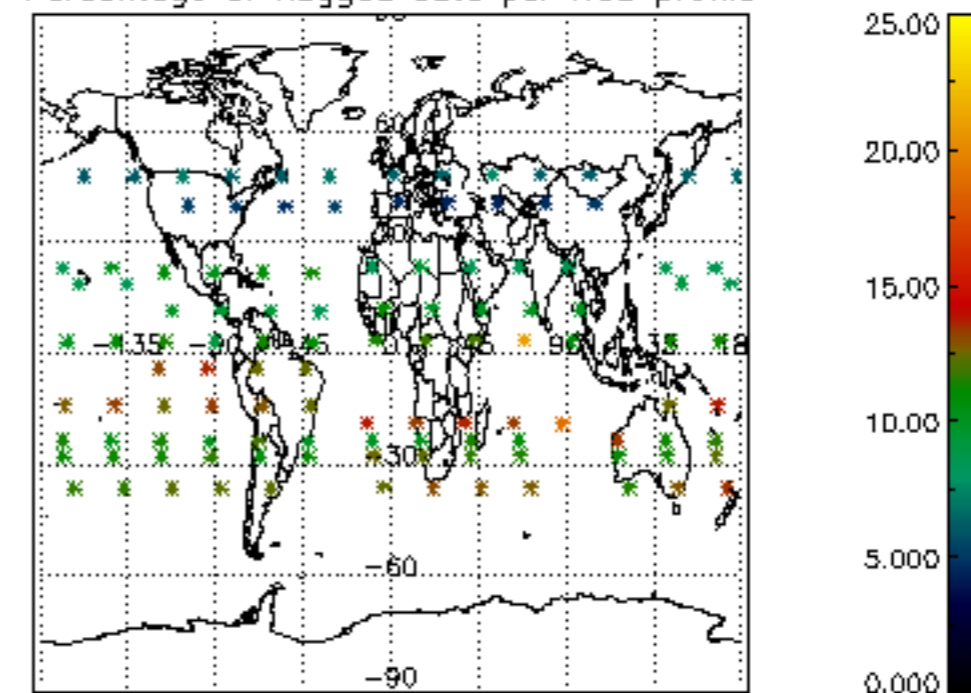
Percentage of flagged data per H2O profile

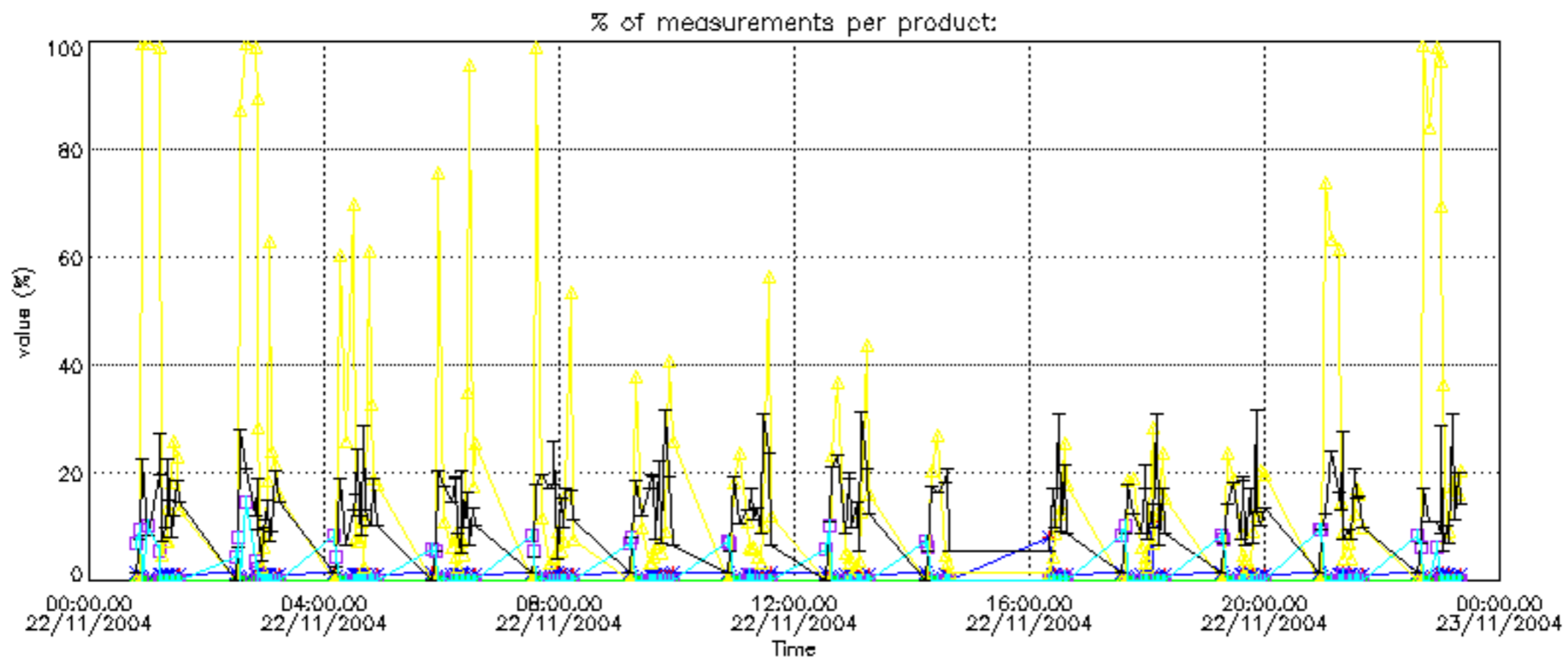


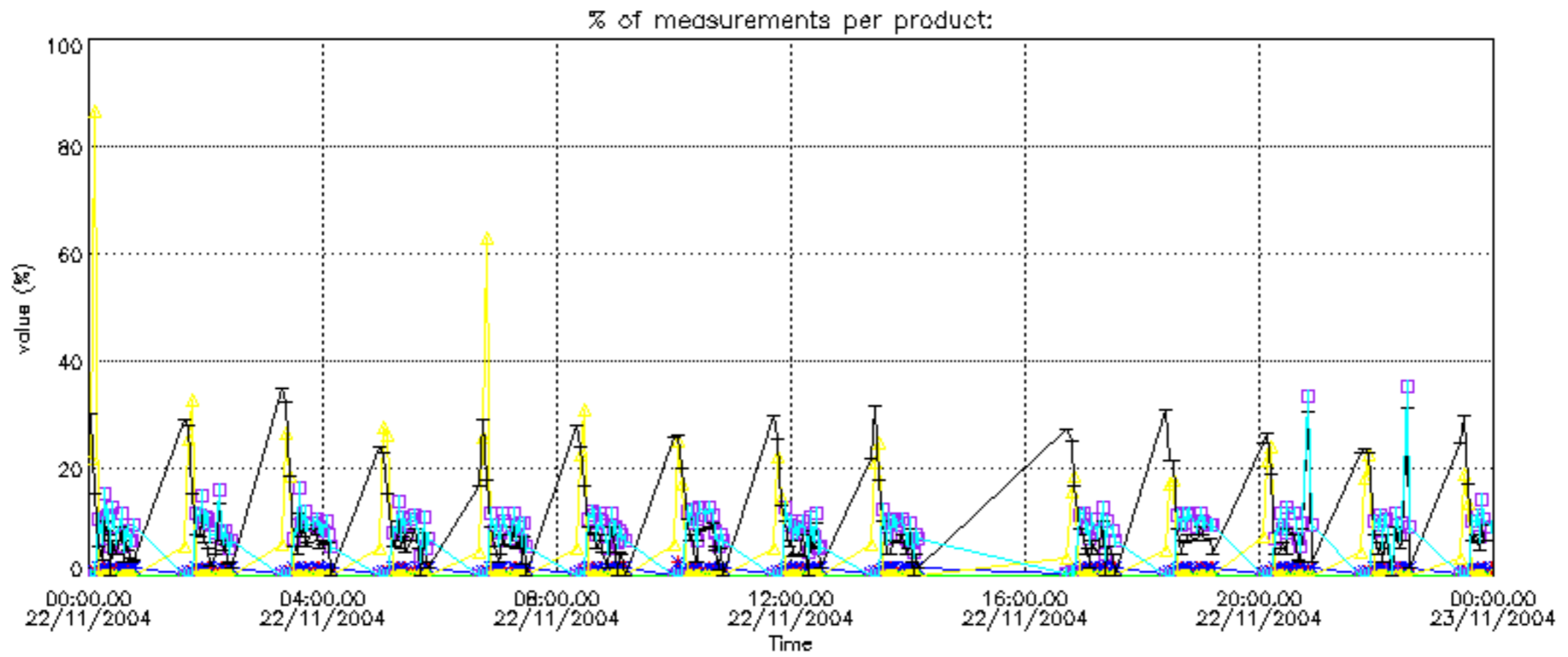
Percentage of flagged data per NO2 profile



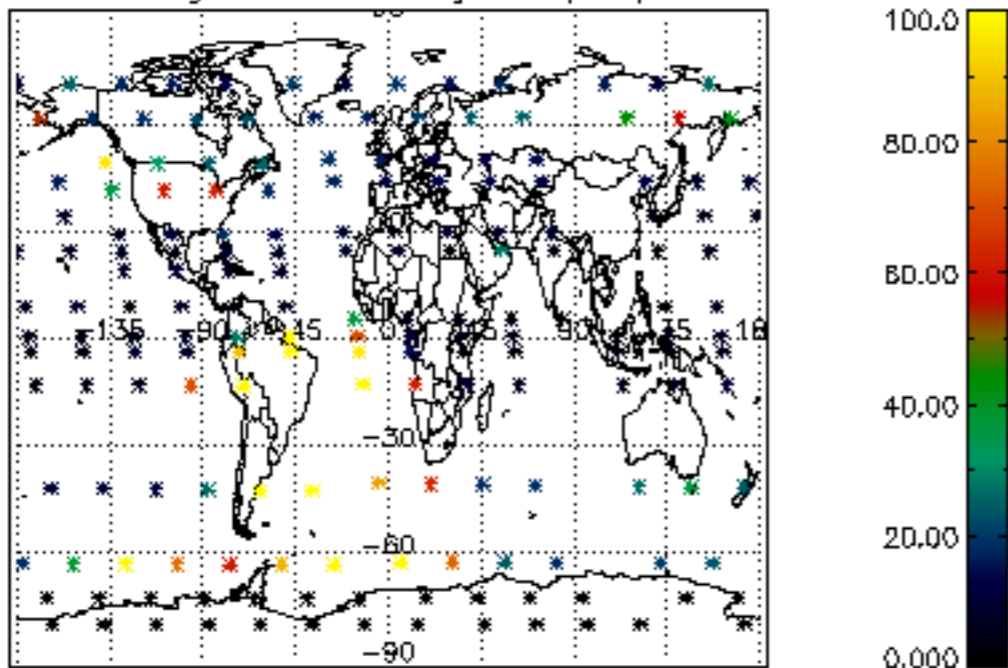
Percentage of flagged data per NO3 profile



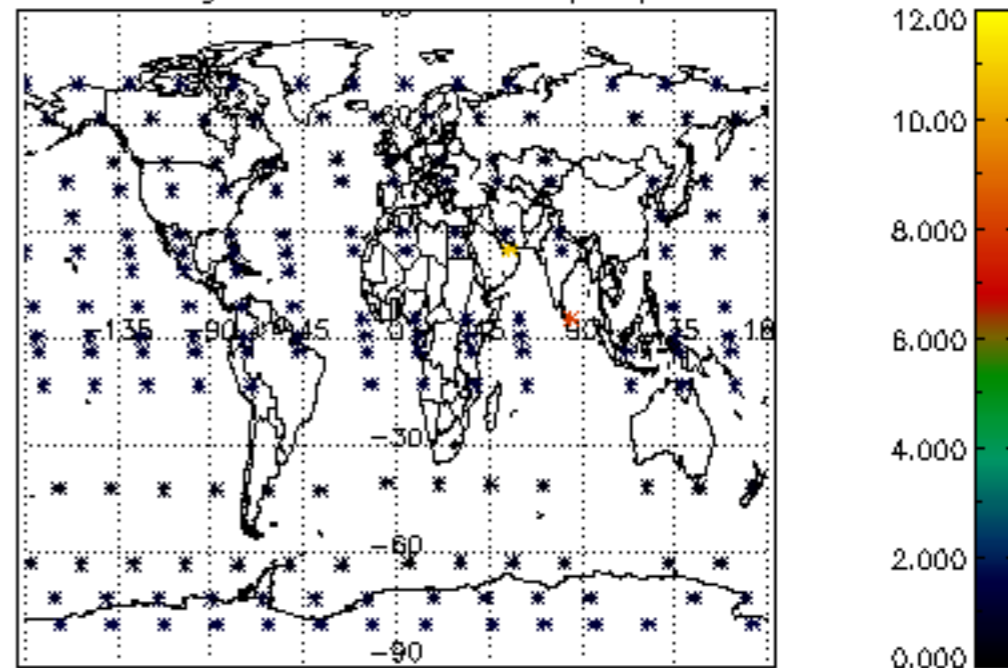




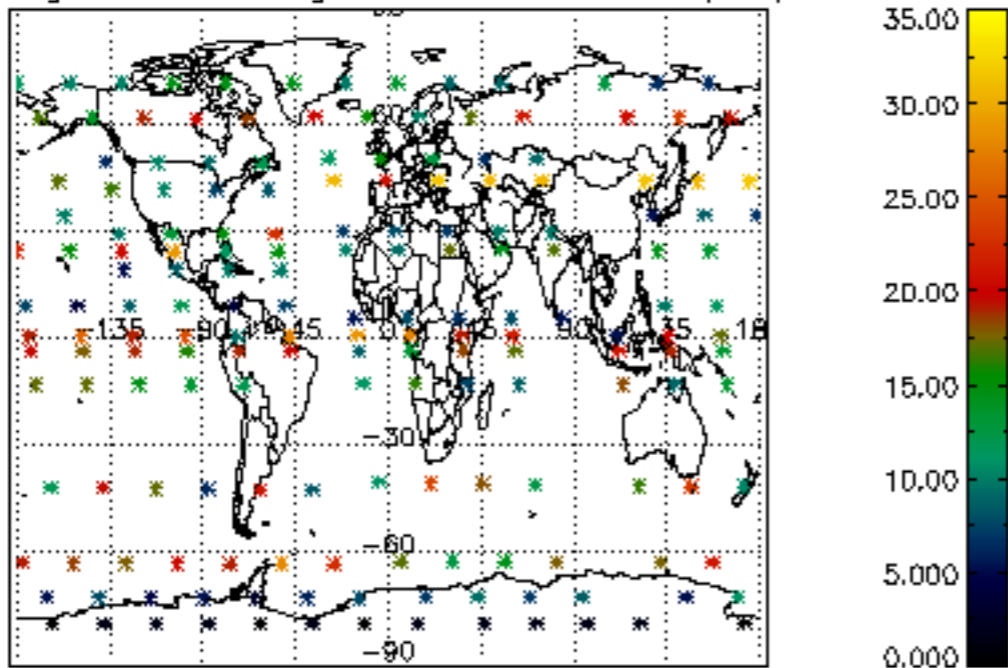
Percentage of cosmic ray hits per profile



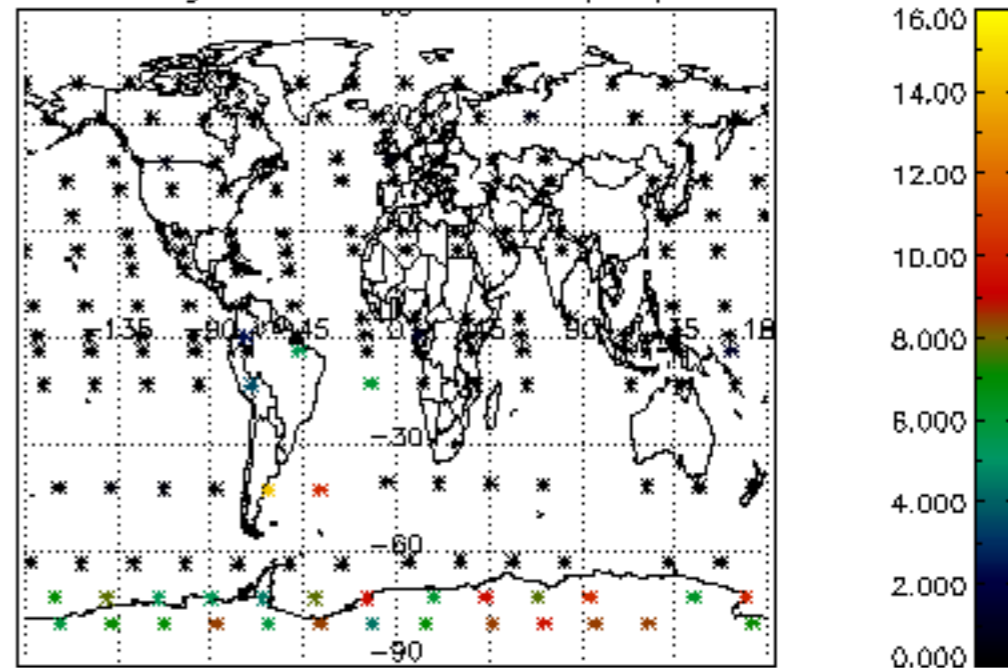
Percentage of datation errors per profile



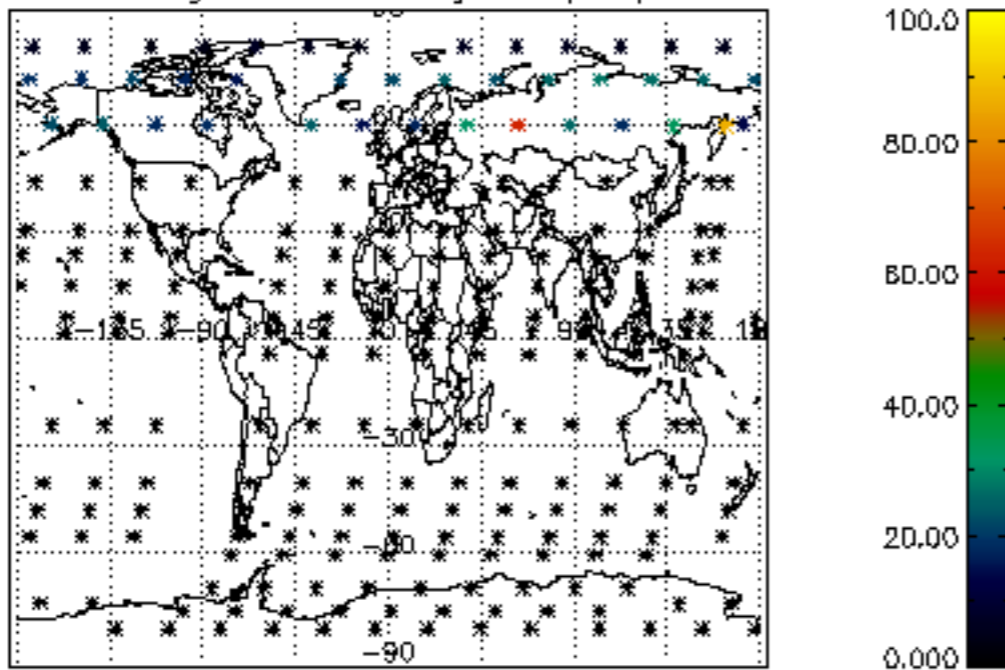
Percentage of star falling outside central band per profile



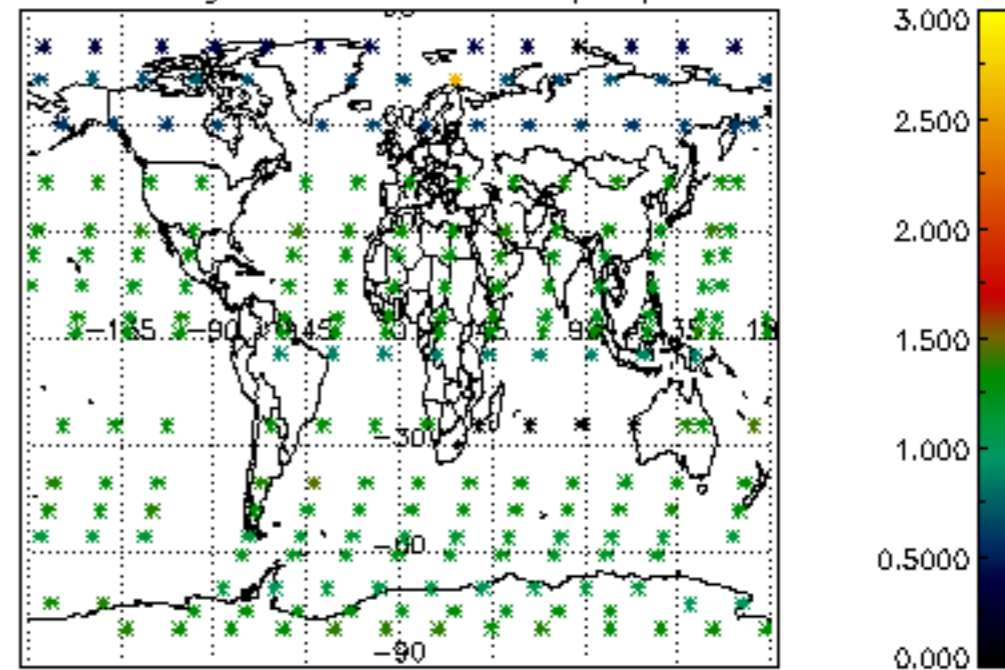
Percentage of saturation errors per profile



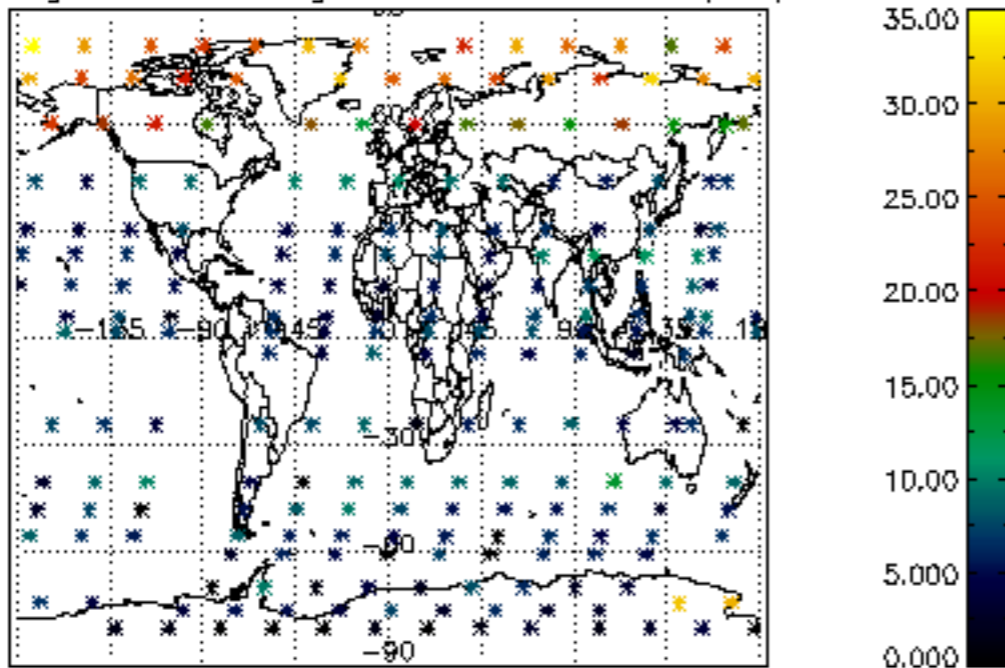
Percentage of cosmic ray hits per profile



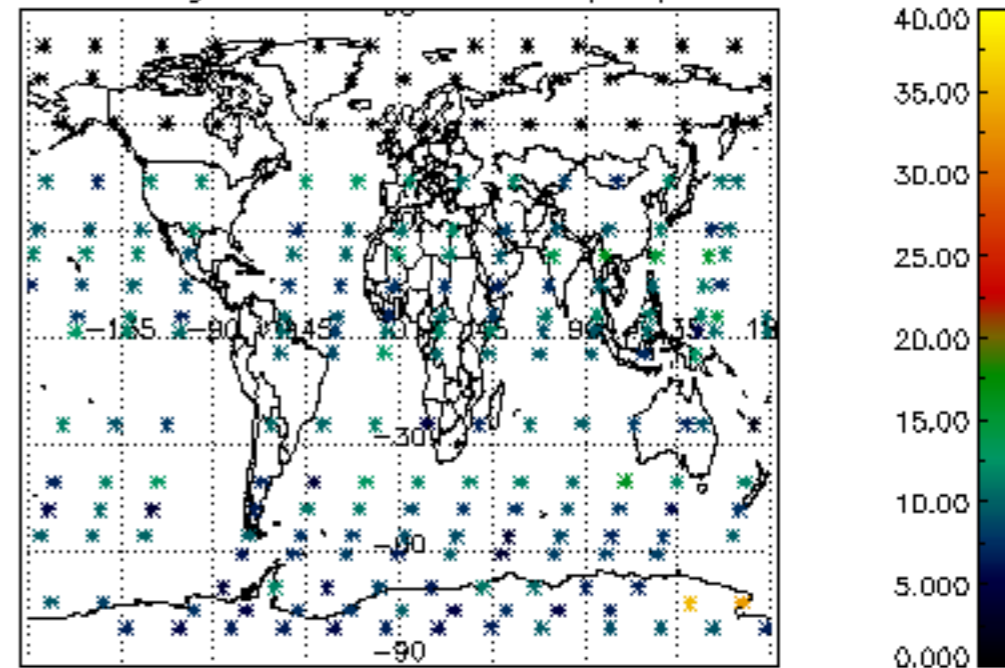
Percentage of datation errors per profile



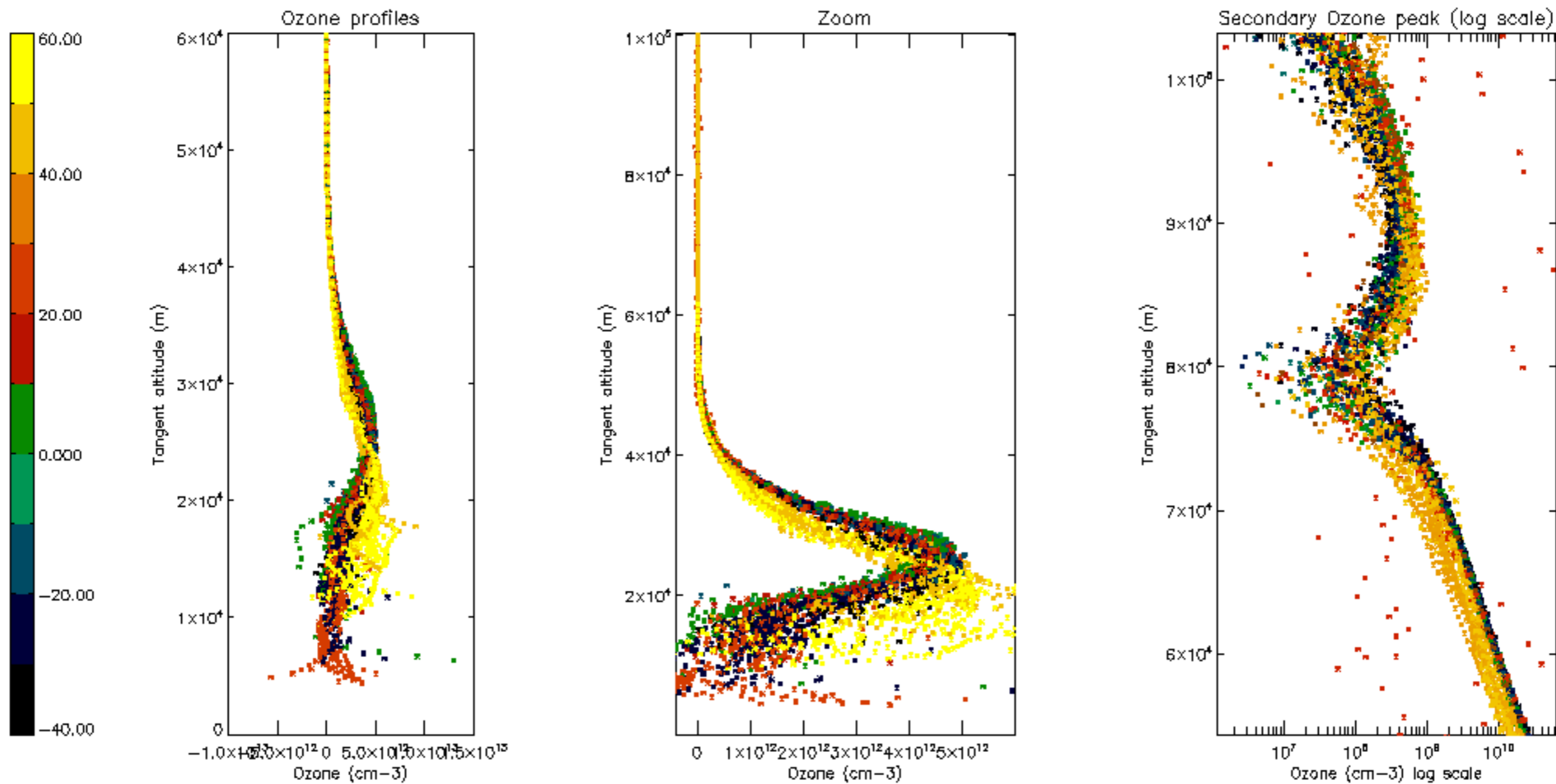
Percentage of star falling outside central band per profile

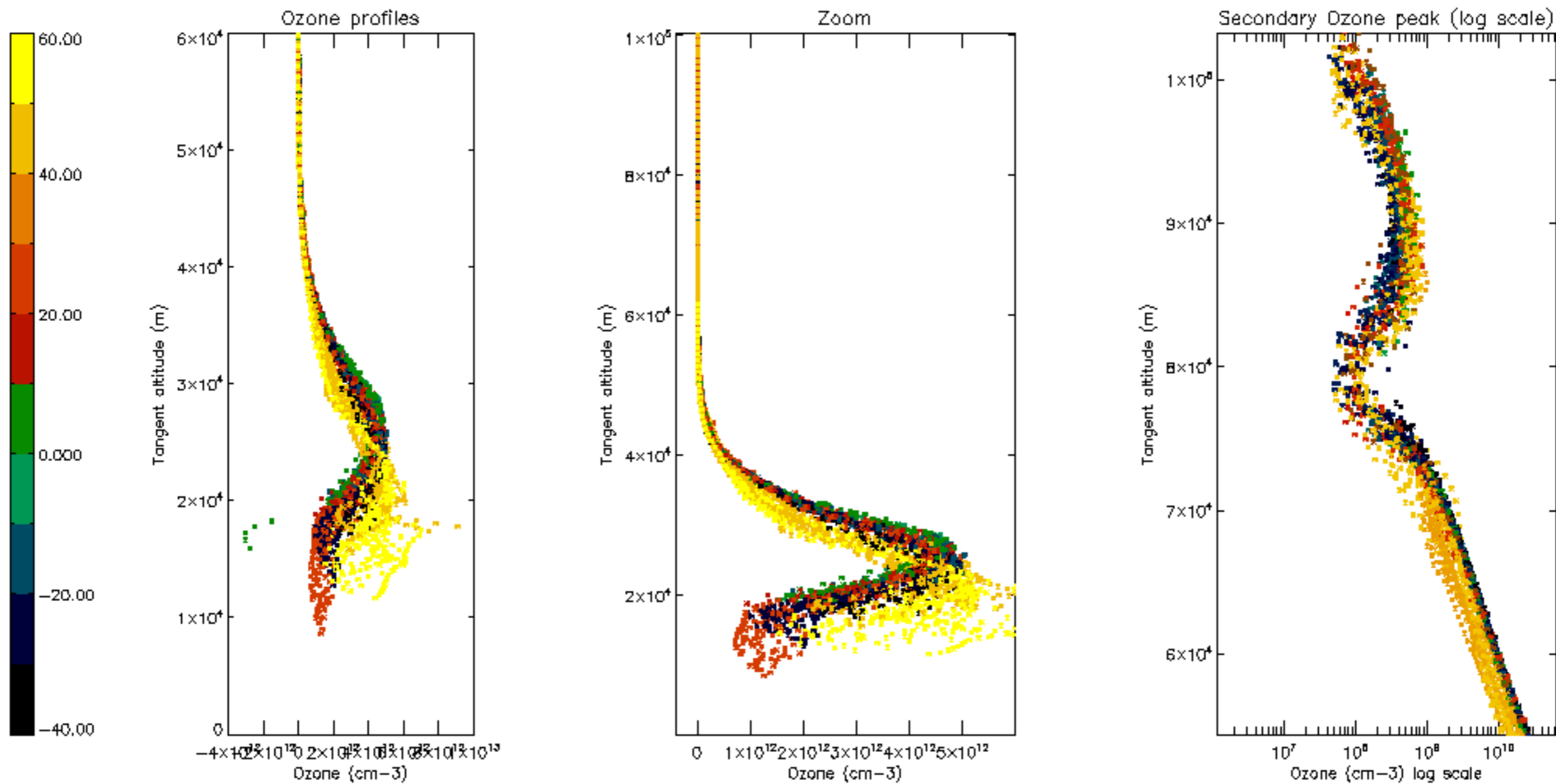


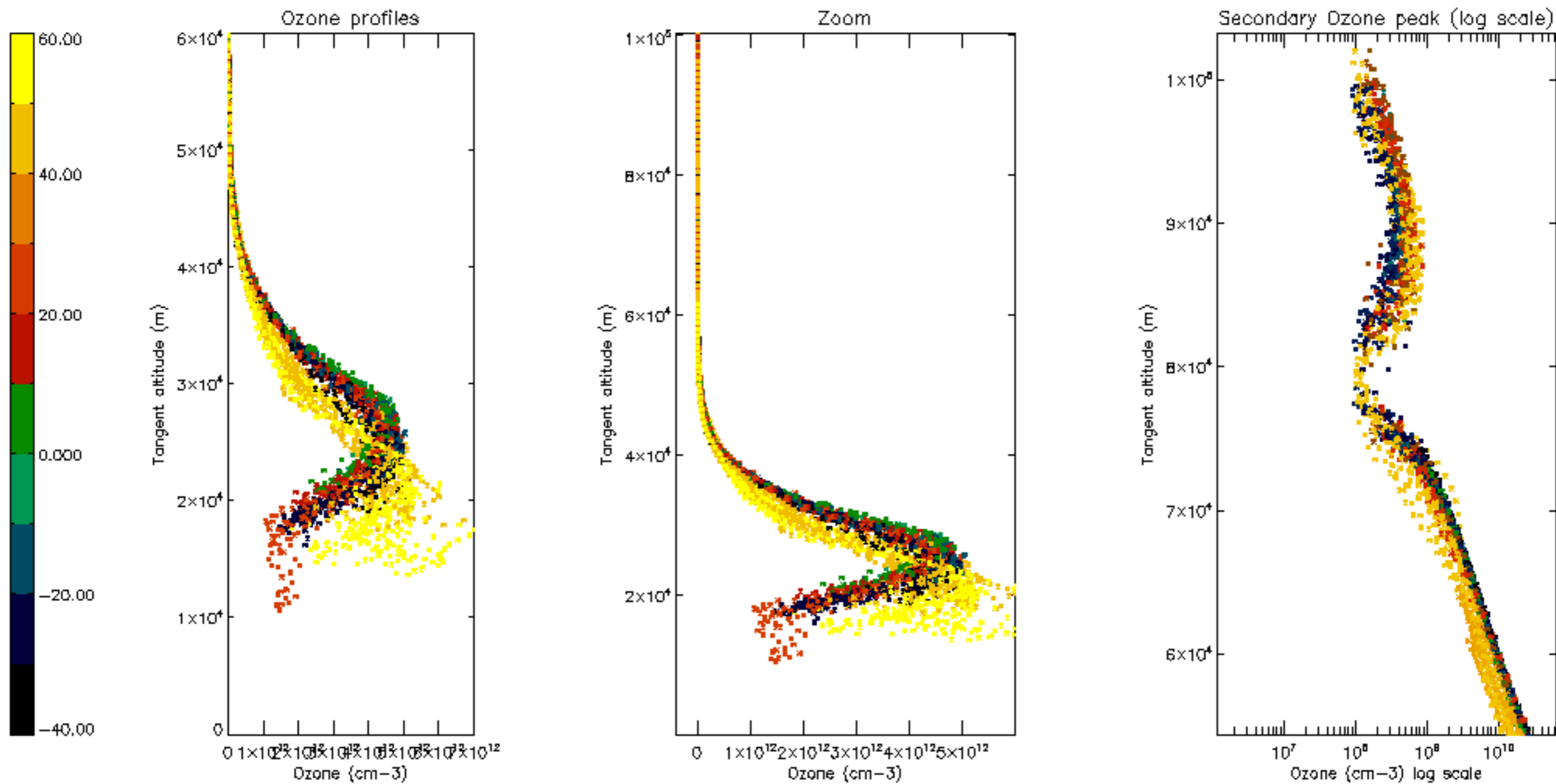
Percentage of saturation errors per profile

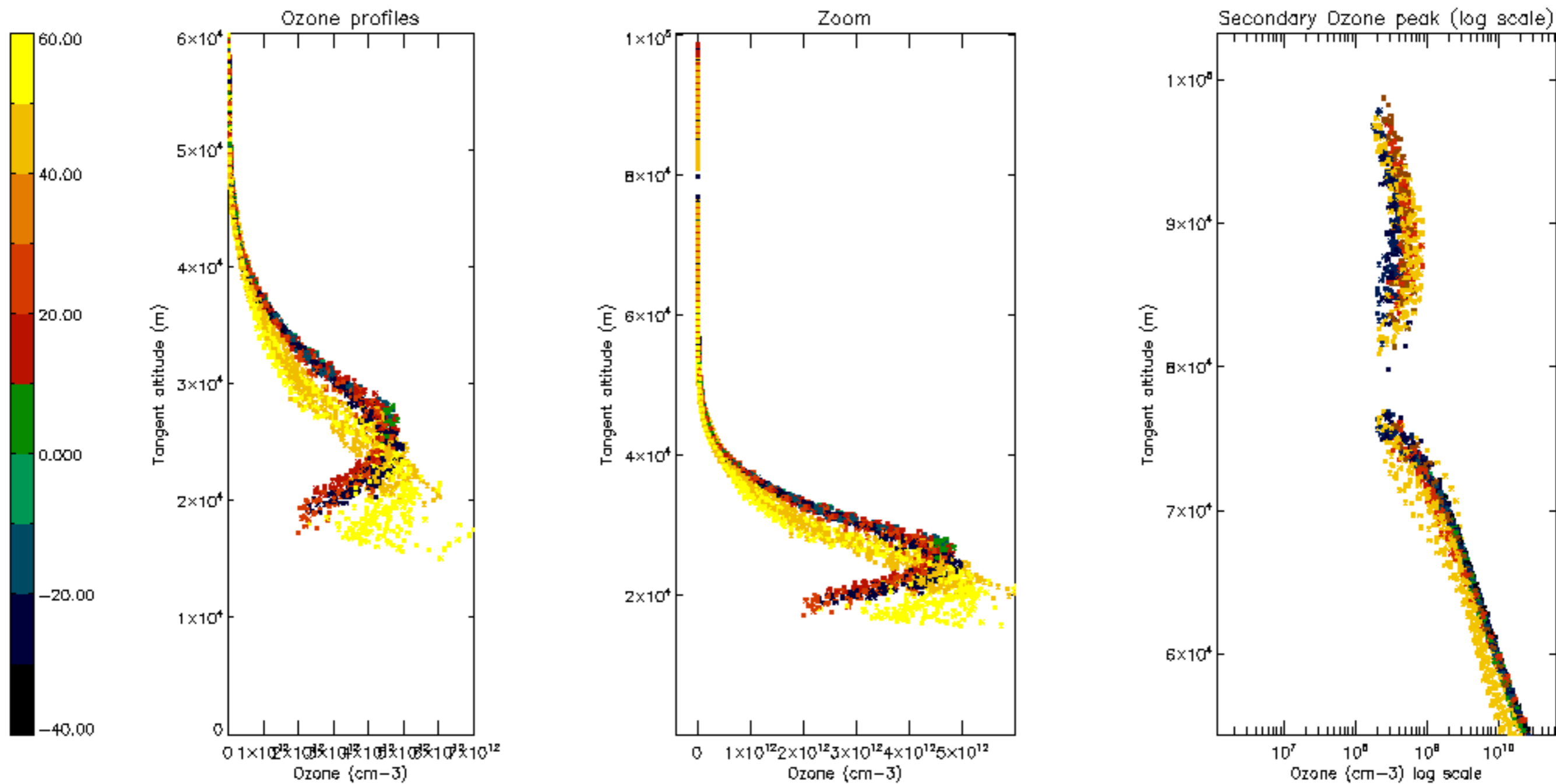


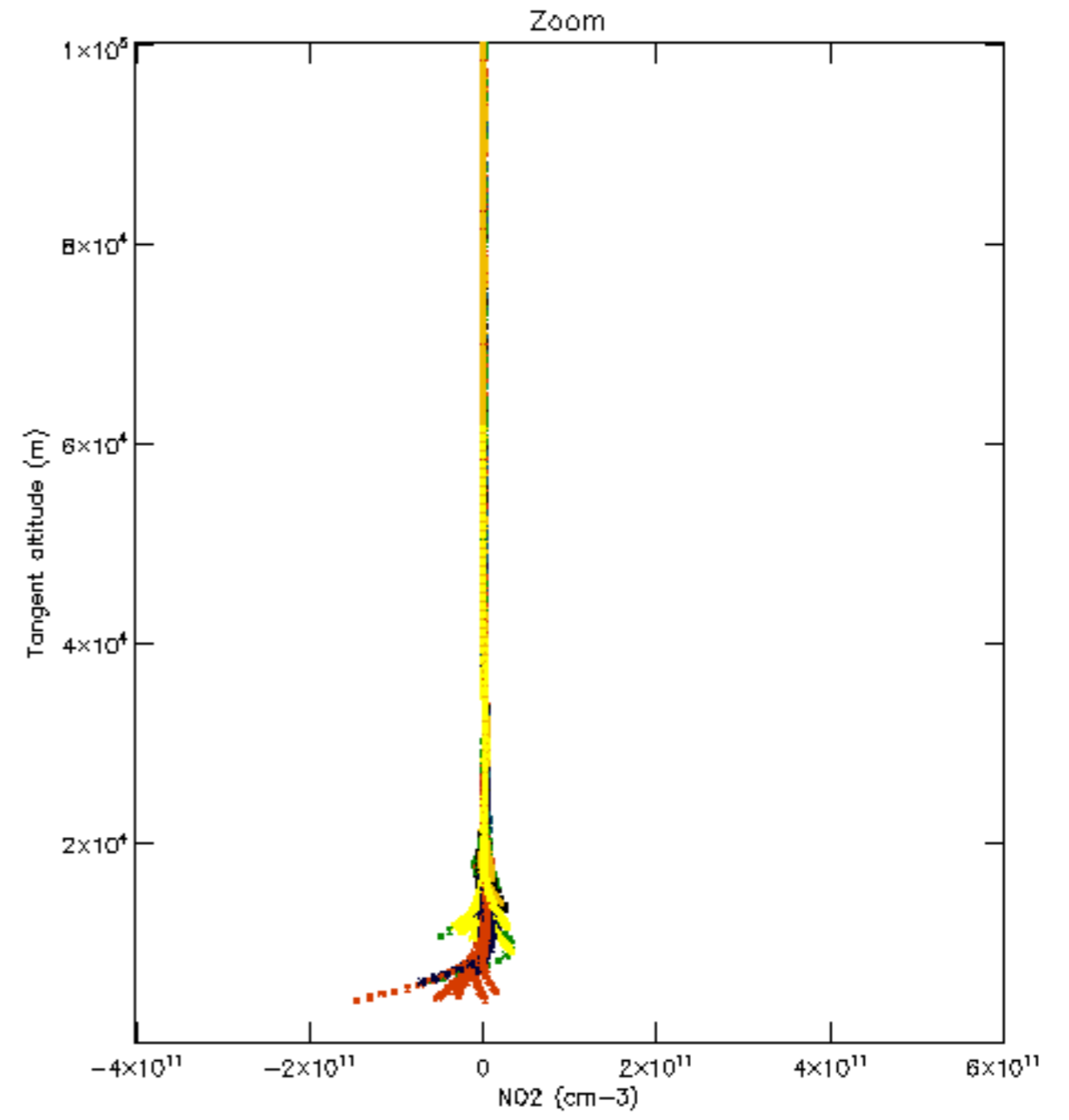
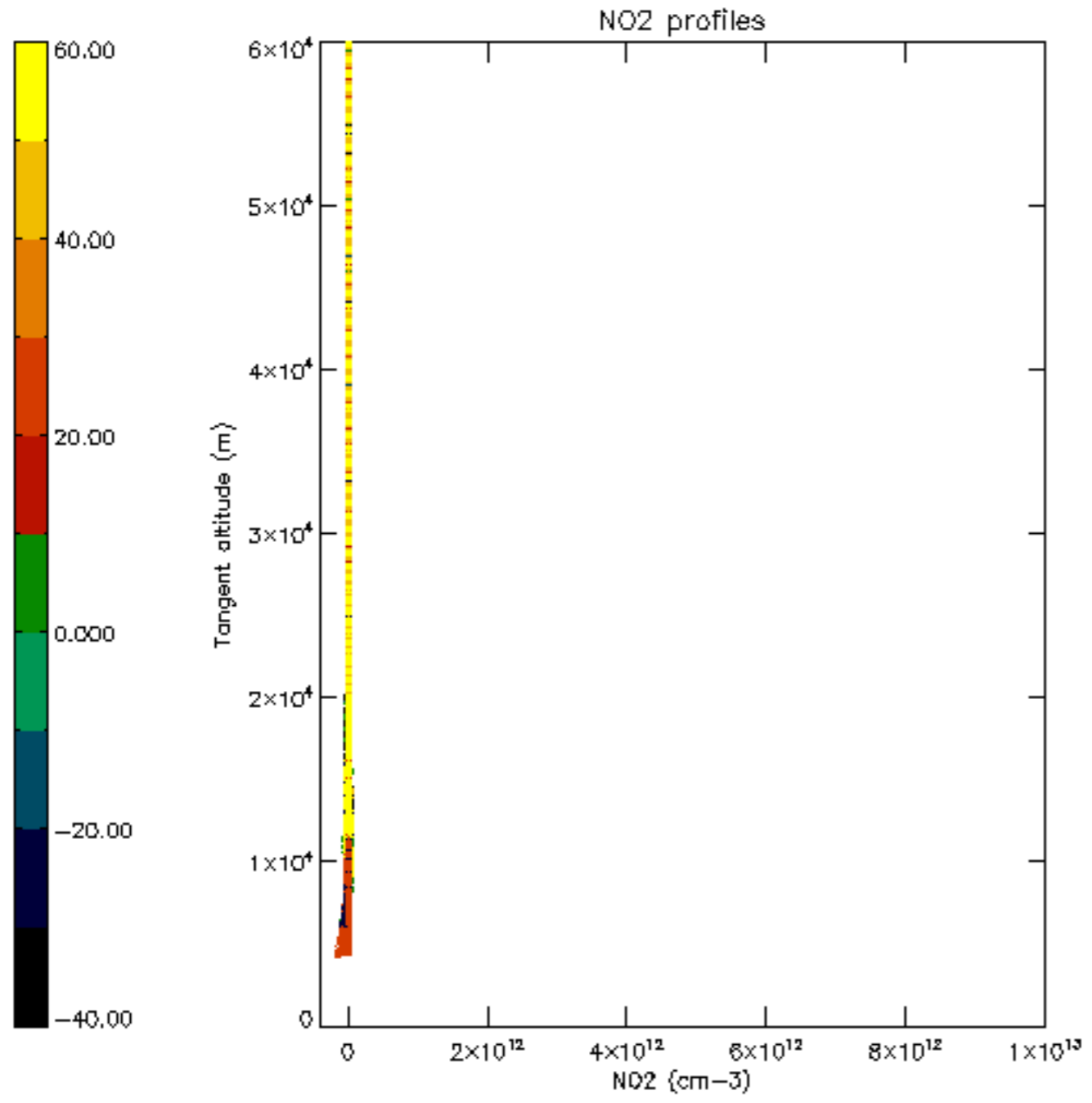


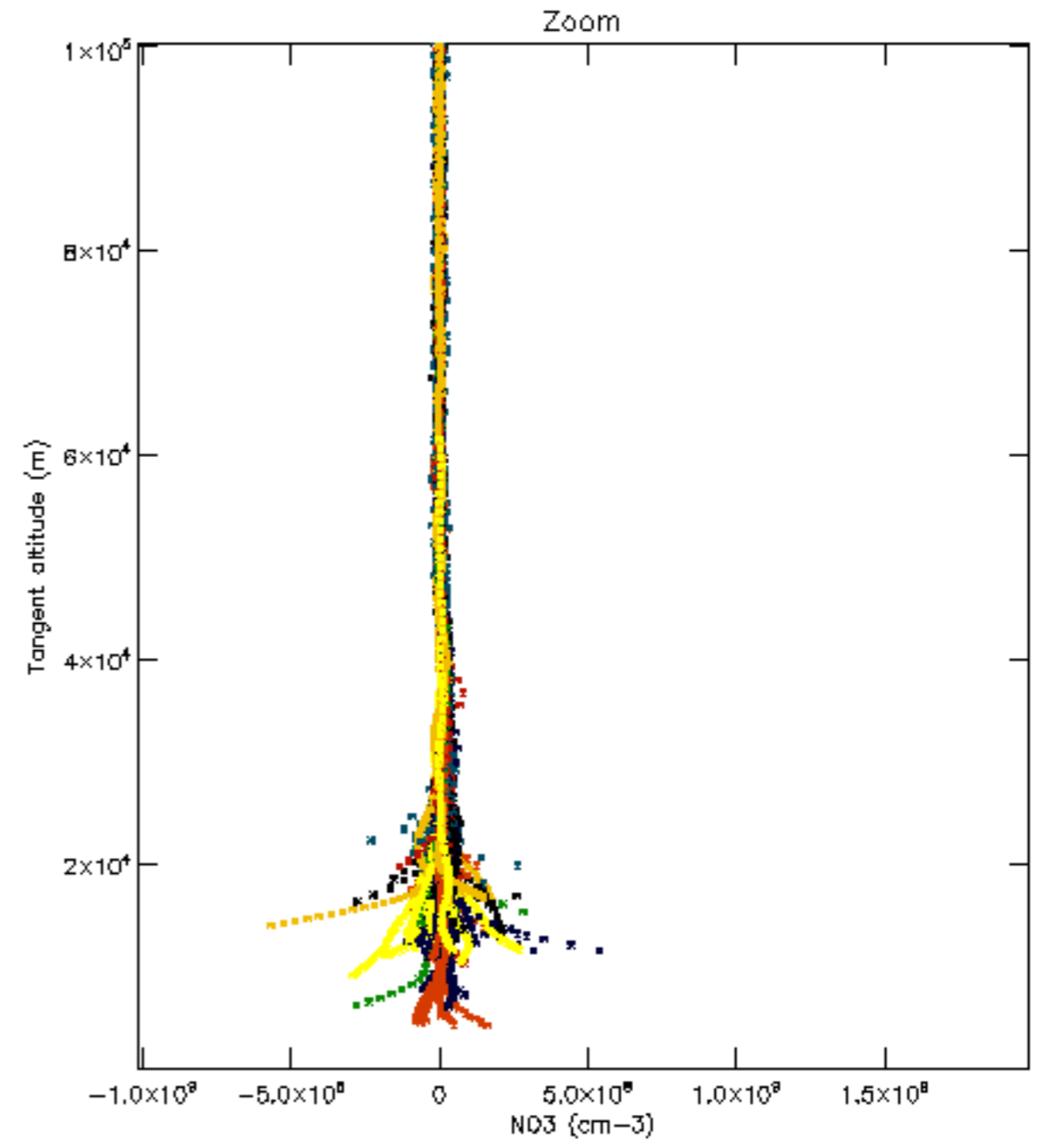
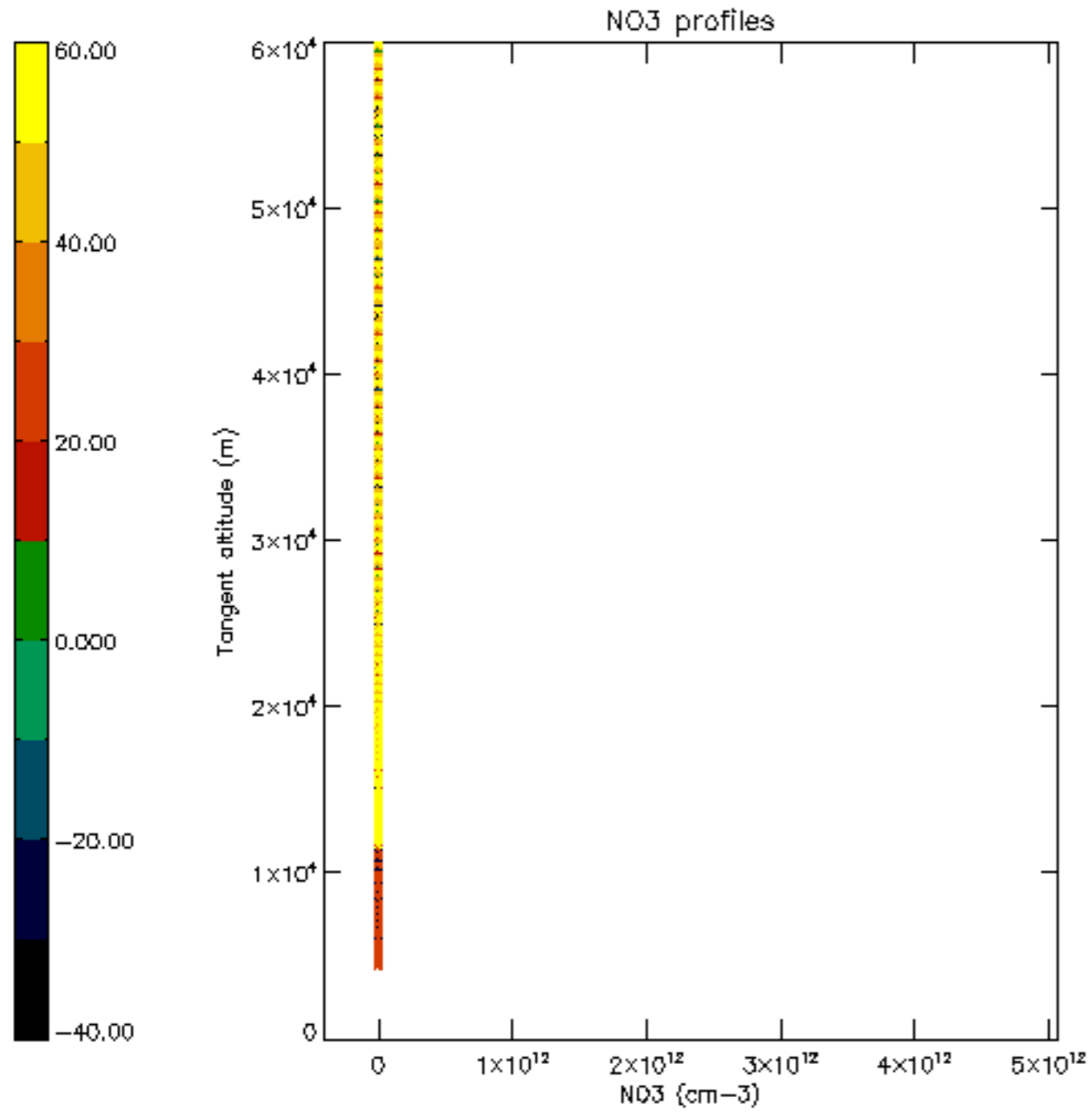


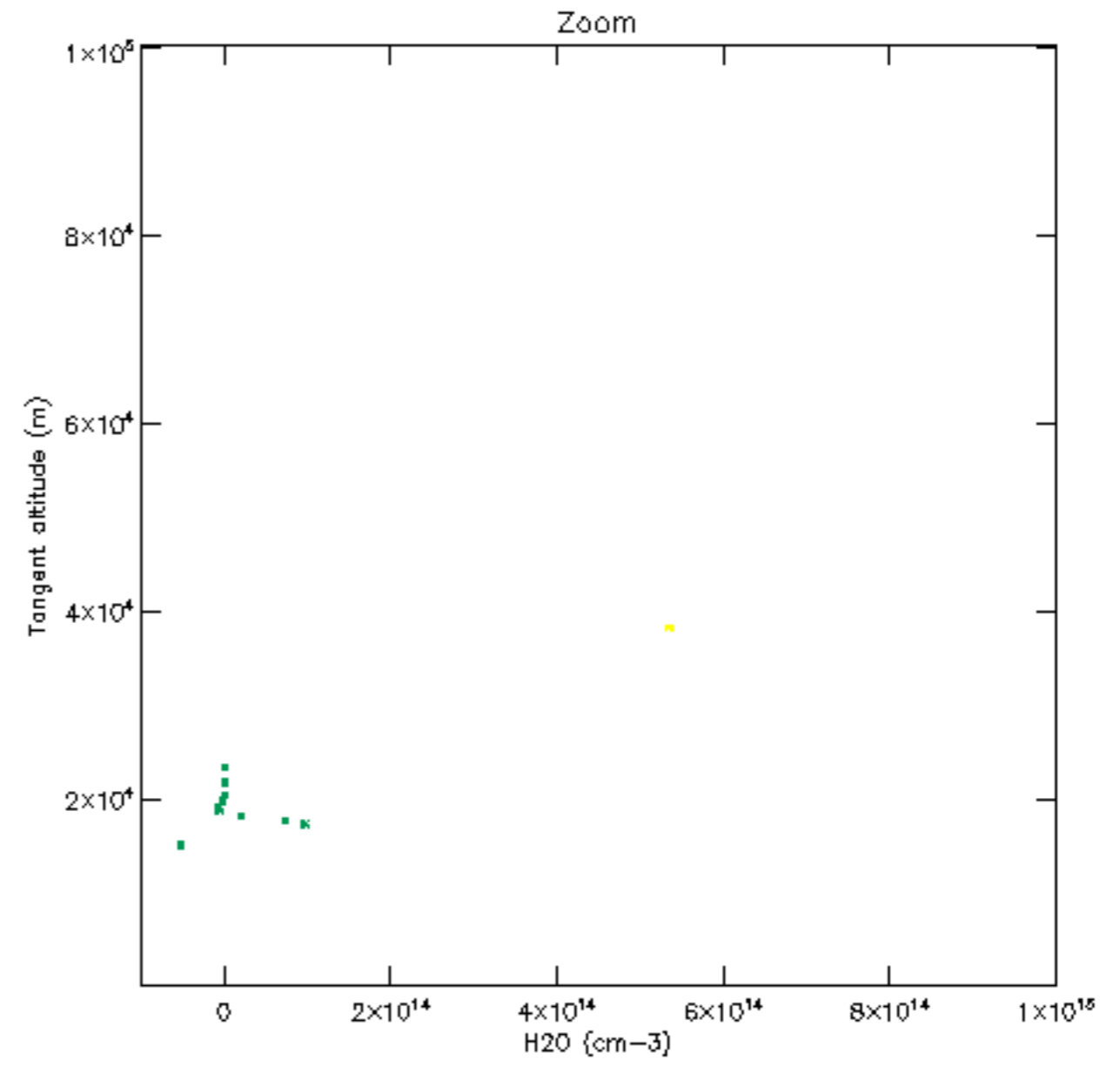
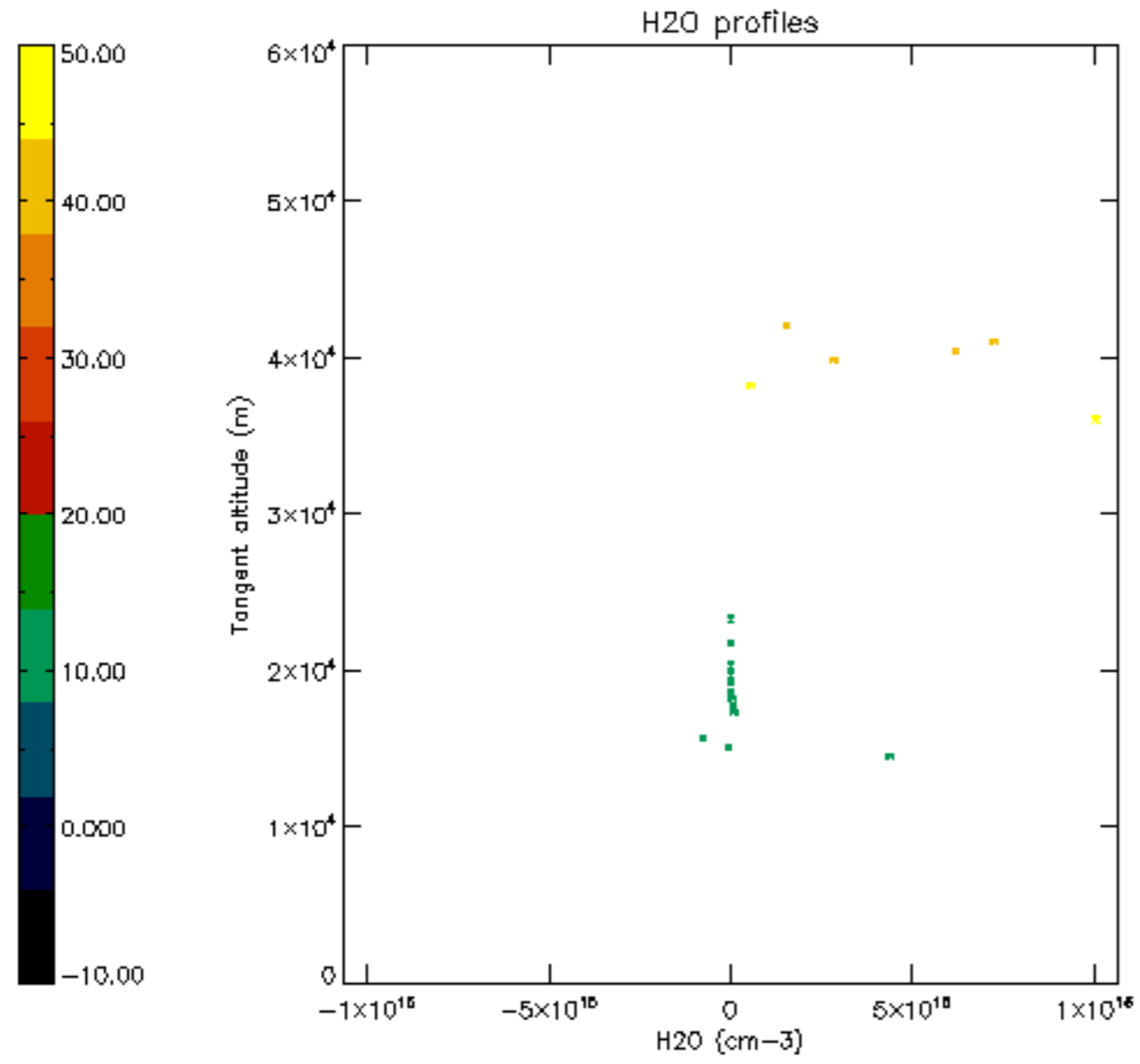


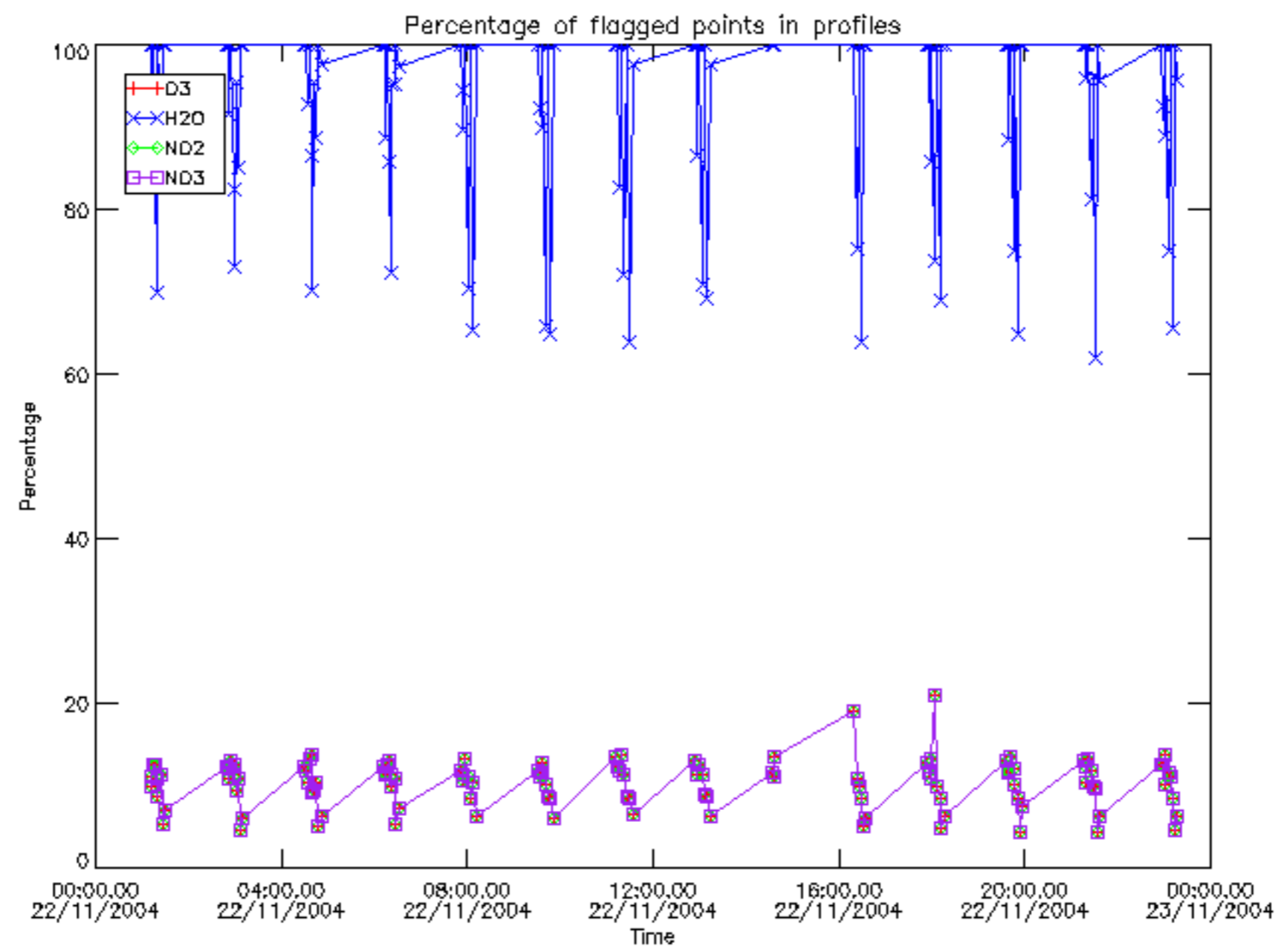






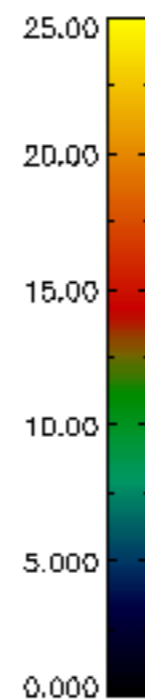
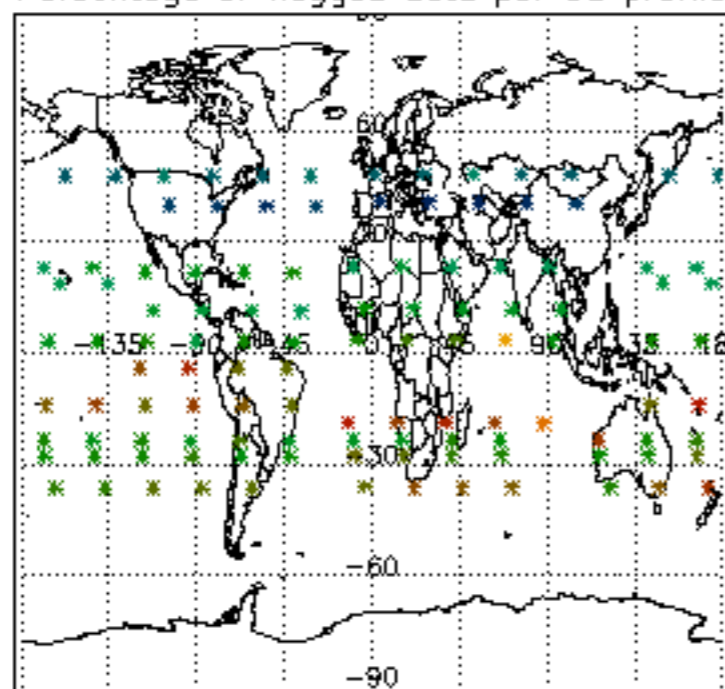




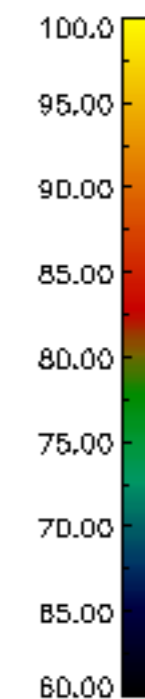
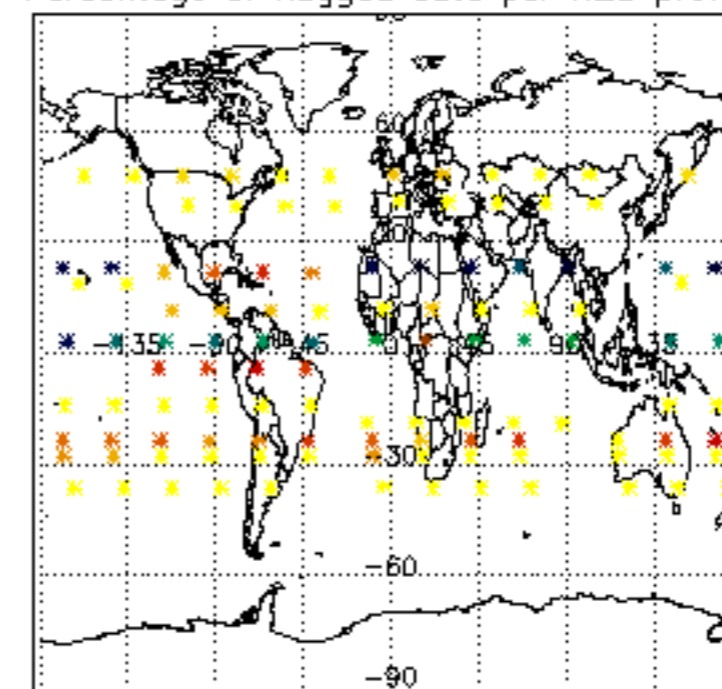




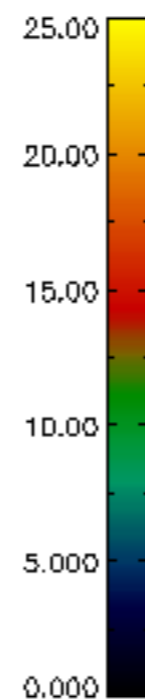
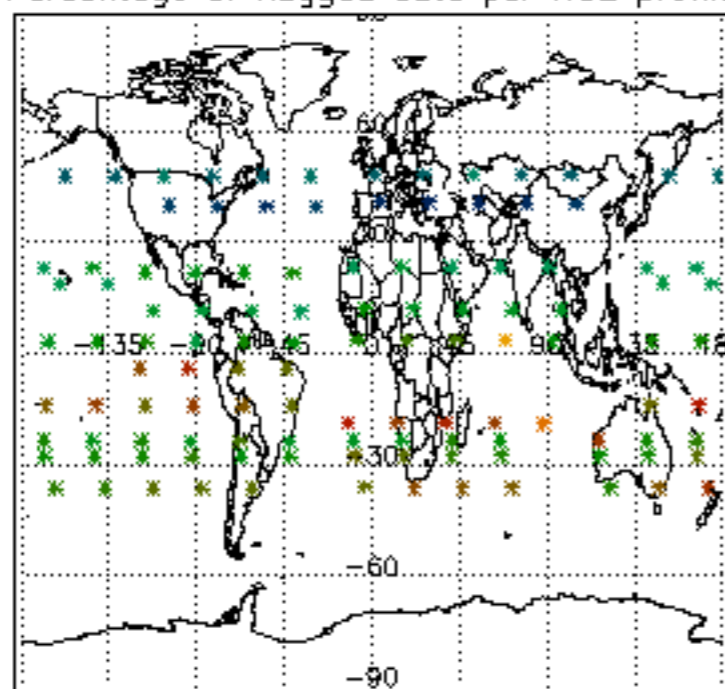
Percentage of flagged data per D3 profile



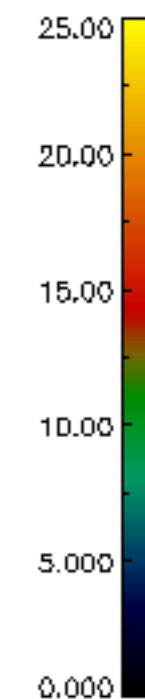
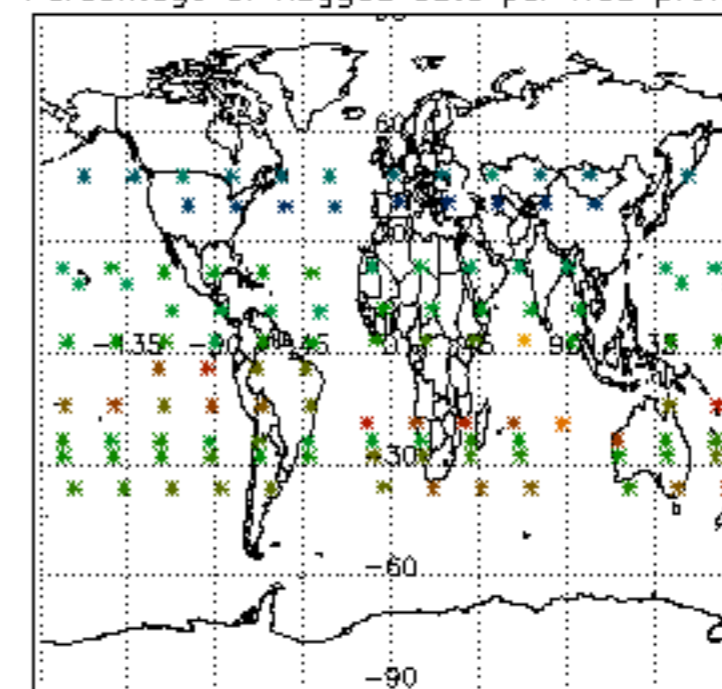
Percentage of flagged data per H2O profile

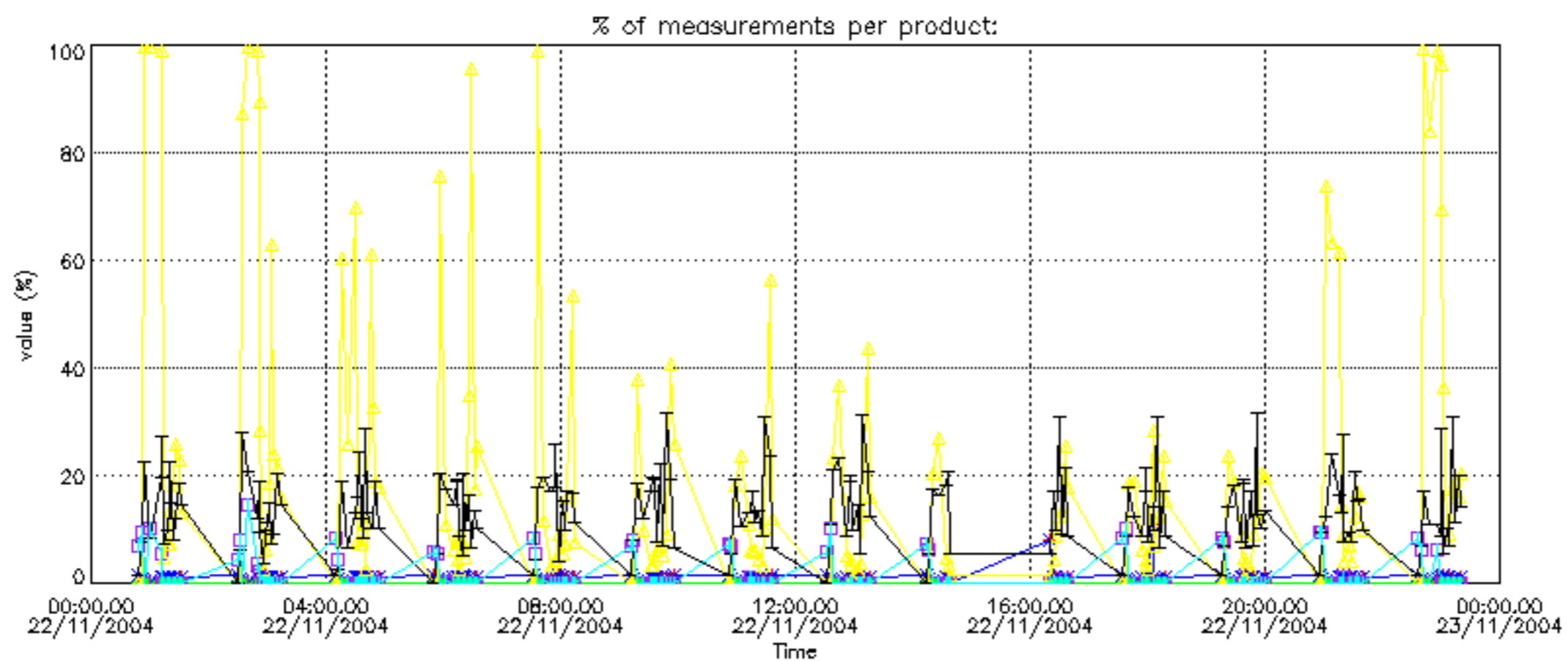


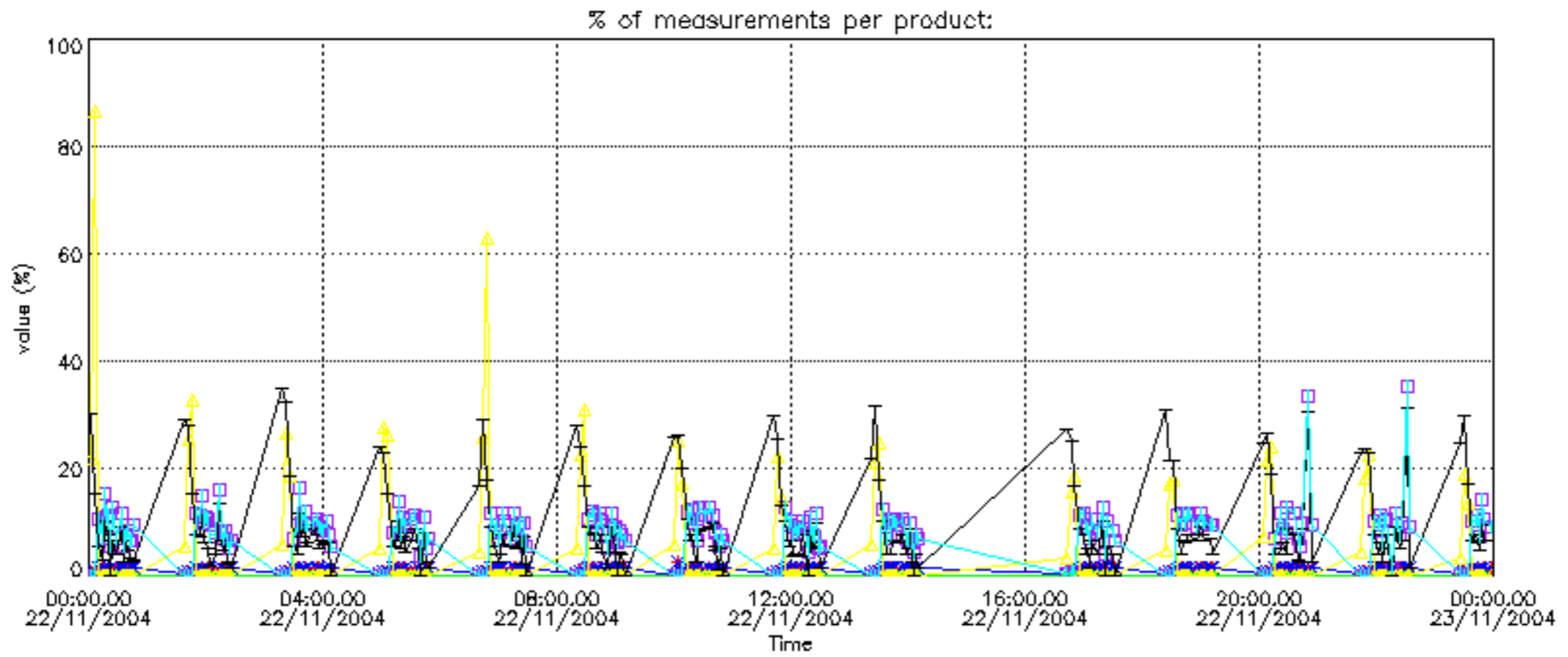
Percentage of flagged data per NO2 profile



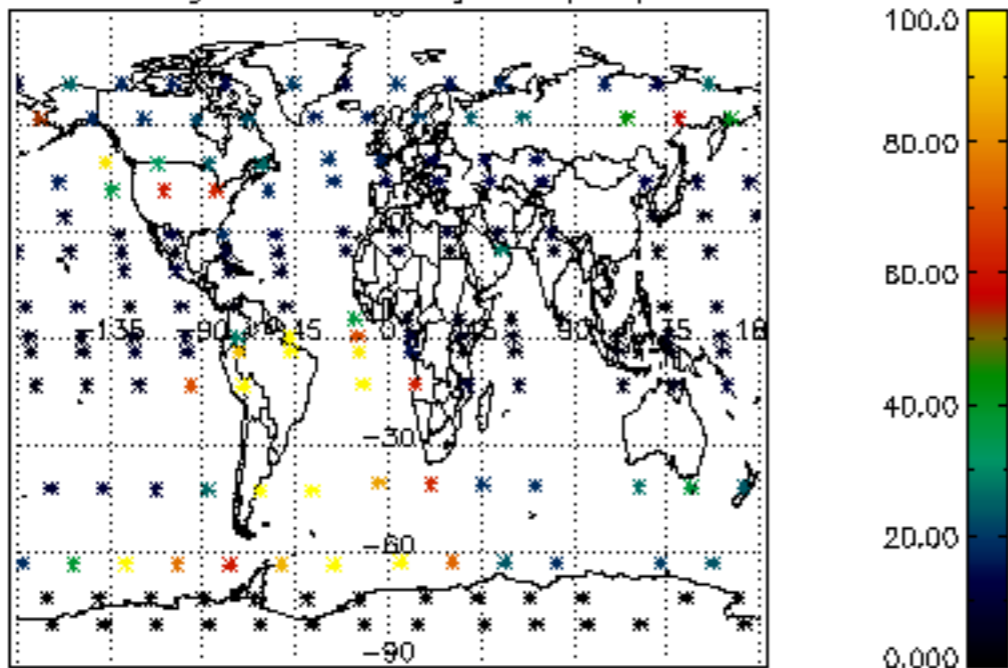
Percentage of flagged data per NO3 profile



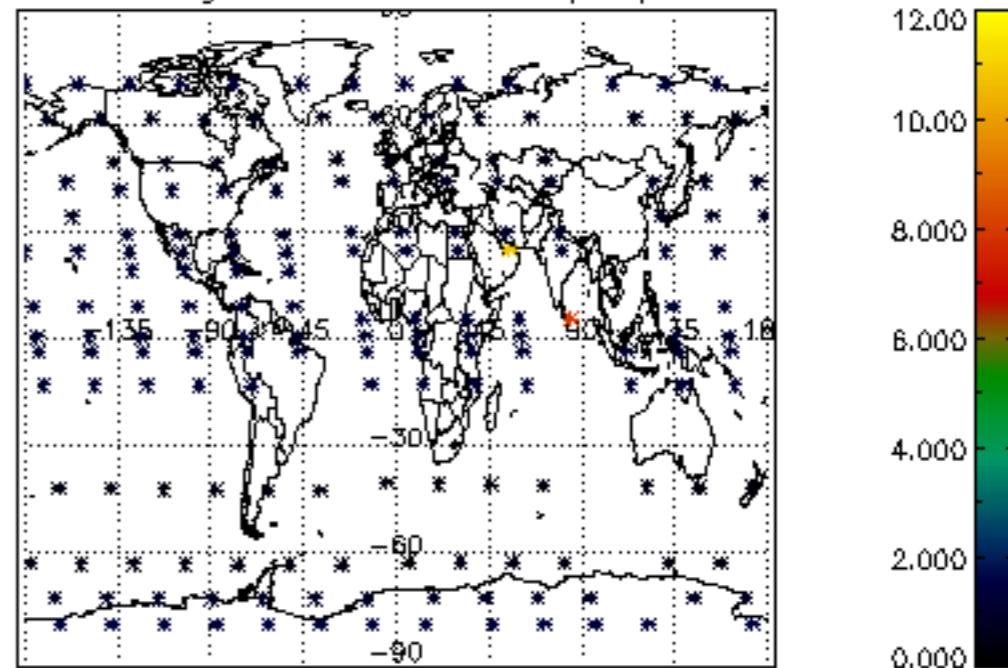




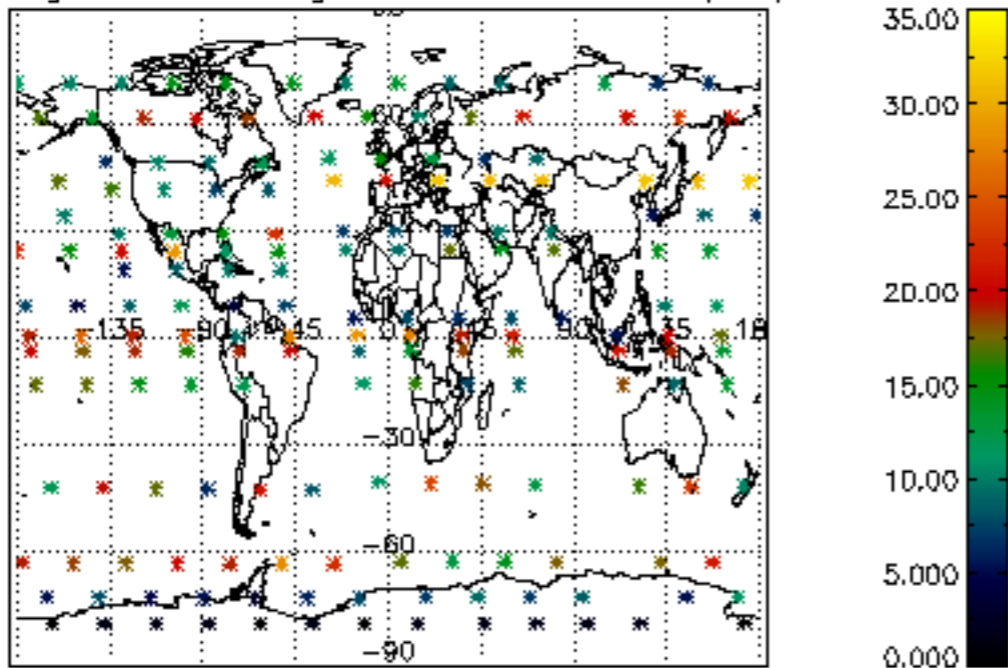
Percentage of cosmic ray hits per profile



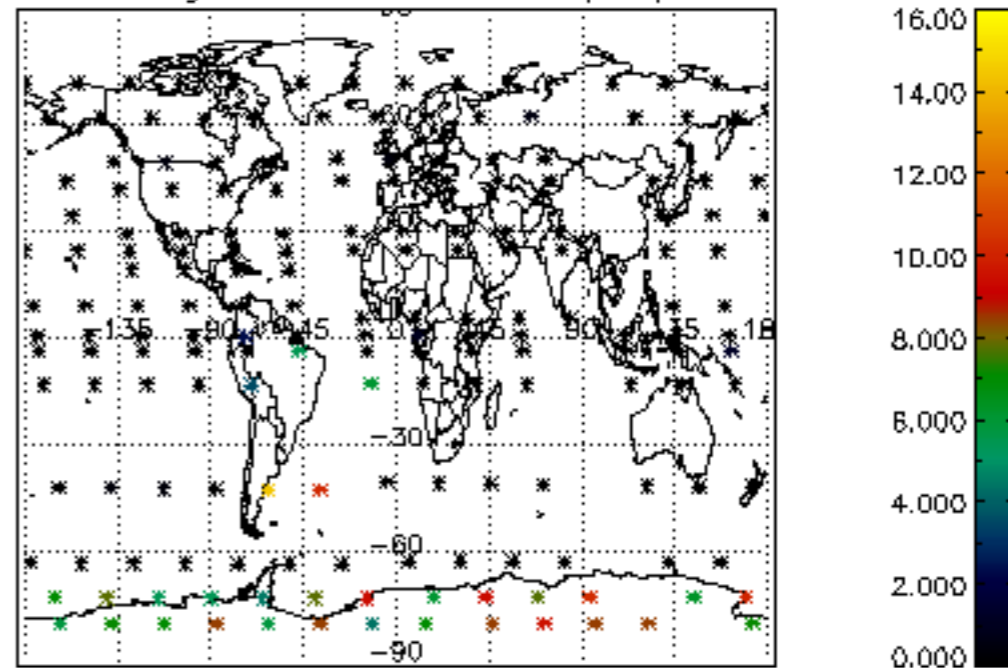
Percentage of datation errors per profile



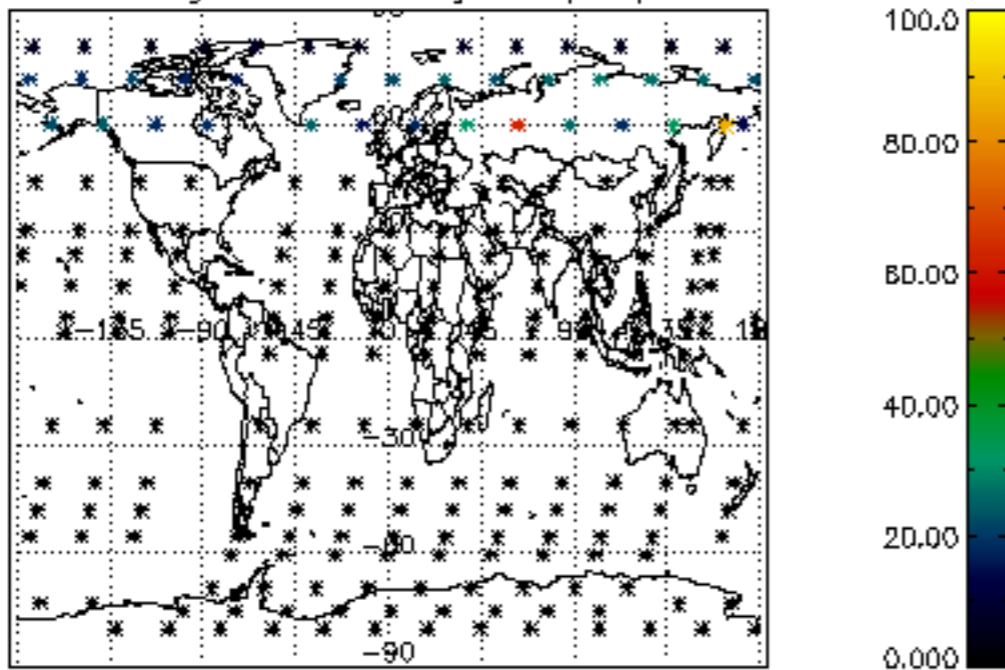
Percentage of star falling outside central band per profile



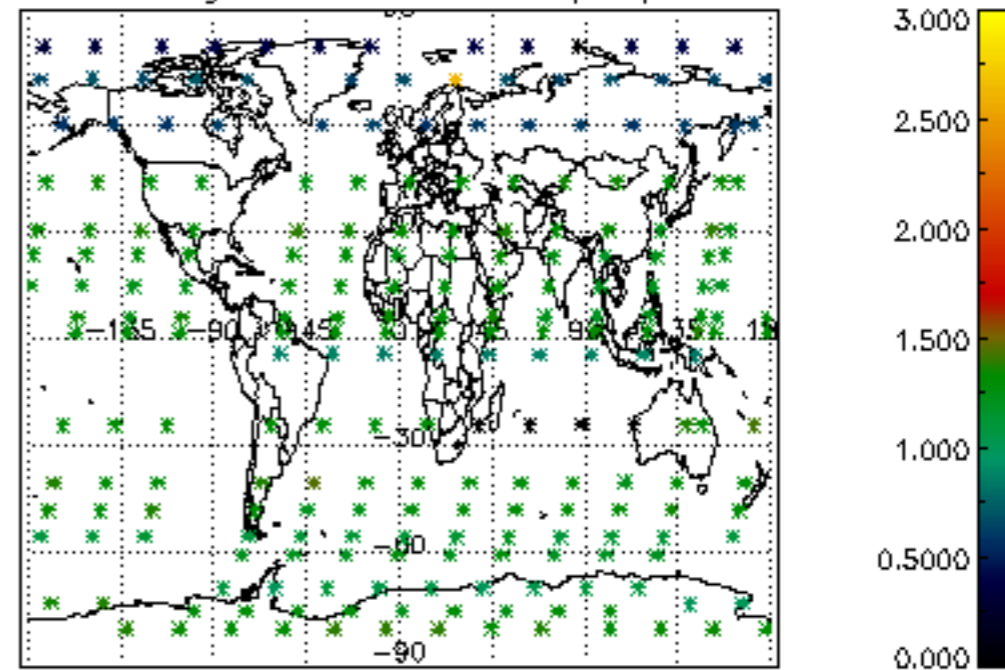
Percentage of saturation errors per profile



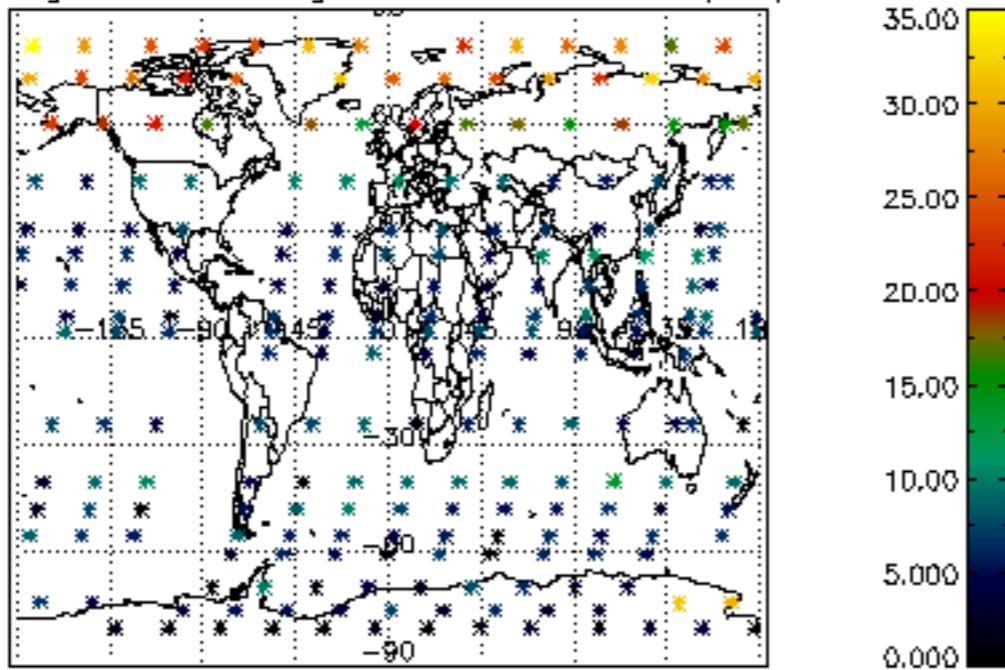
Percentage of cosmic ray hits per profile



Percentage of datation errors per profile



Percentage of star falling outside central band per profile



Percentage of saturation errors per profile

