

# GOMOS Level 2 Daily Report

## SUMMARY

### [1. General Info](#)

### [2. Summary of processed GOM\\_NL\\_2P products](#)

### [3. Level 2 Quality information per product](#)

#### [3.1 Plot of level 2 quality information per product \(time dependant\)](#)

#### [3.2 Plot of level 2 quality information per product \(world map\)](#)

### [4. Level 1 Quality information per product \(stored on level 2 products\)](#)

#### [4.1 Plot of level 1 quality information per product \(time dependant\)](#)

##### [4.1.1 Plot of level 1 quality information per product \(time dependant\): ASCENDING](#)

##### [4.1.2 Plot of level 1 quality information per product \(time dependant\): DESCENDING](#)

#### [4.2 Plot of level 1 quality information per product \(world map\)](#)

##### [4.2.1 Plot of level 1 quality information per product \(world map\): ASCENDING](#)

##### [4.2.2 Plot of level 1 quality information per product \(world map\): DESCENDING](#)

### [5. Ozone profiles based on quality statistics and other trace gas profiles](#)

#### [5.1 Ozone statistics based on quality of products](#)

#### [5.2 Plot ozone profiles for all STD \(dark without errors\)](#)

#### [5.3 Plot ozone profiles where STD < 20% \(dark without errors\)](#)

#### [5.4. Plot ozone profiles where STD < 10% \(dark without errors\)](#)

#### [5.5. Plot ozone profiles where STD < 5% \(dark without errors\)](#)

#### [5.6 Plot NO2 profiles for all STD \(dark without errors\)](#)

#### [5.7 Plot NO3 profiles for all STD \(dark without errors\)](#)

#### [5.8 Plot H2O profiles \(only for occultations of stars 1,2,3,4,13,14,16,26,63 dark without errors\) for all STD](#)

### [6. Auxiliary Data Files used for the production reported in section 2](#)

This report presents the daily analysis on parameters extracted from GOMOS level 2 data (GOM\_NL\_\_2P). It is intended to monitor some important parameters that will impact the quality of these products. A list of level 2 products (and content) that have arrived during the reporting day to the PCF is also given.

Item	Value
Time of report generation	19APR2013 15:46:28
Data source version	GOMOS/6.01
Start time of products	21-11-2004 (21NOV2004 00:00:00)
Stop time of products	22-11-2004 (22NOV2004 00:00:00)
Store outputs in DB	Yes
Nb of level 2 prods	447
Nb of prods with errors	0

## 2. Summary of processed GOM\_NL\_\_2P products.

Nr	Filename	UTC Start time	Limb	Duration	Star Id	Star Name	Star Mag	Star Temp	Nb Meas	Orbit	Prod. error
1	GOM_NL__2PRFIN20041121_000210_00000422032_00173_14255_6333.N1	21-NOV-2004 00:02:10	Dark	42.000	20	Bet Cru	1.2530	30000.	84	14255	No
2	GOM_NL__2PRFIN20041121_000319_00000402032_00174_14256_6583.N1	21-NOV-2004 00:03:19	Dark	40.000	12	Alp1Cru	0.77500	30000.	80	14256	No
3	GOM_NL__2PRFIN20041121_000538_00000392032_00174_14256_6584.N1	21-NOV-2004 00:05:38	Dark	39.000	124	The Car	2.7640	30000.	78	14256	No
4	GOM_NL__2PRFIN20041121_000951_00000492032_00174_14256_6585.N1	21-NOV-2004 00:09:51	Dark	48.500	41	Eps Car	1.8600	4100.0	97	14256	No
5	GOM_NL__2PRFIN20041121_001228_00000592032_00174_14256_6586.N1	21-NOV-2004 00:12:28	Dark	58.500	70	Zet Pup	2.2460	39000.	117	14256	No
6	GOM_NL__2PRFIN20041121_001522_00000502032_00174_14256_6587.N1	21-NOV-2004 00:15:22	Dark	50.000	2	Alp Car	-0.73600	7000.0	100	14256	No
7	GOM_NL__2PRFIN20041121_002024_00000762032_00174_14256_6588.N1	21-NOV-2004 00:20:24	Dark	75.500	23	21Eps CMa	1.5020	26000.	151	14256	No
8	GOM_NL__2PRFIN20041121_002333_00000422032_00174_14256_6589.N1	21-NOV-2004 00:23:33	Straylight	42.000	157	The1Eri	2.9060	9300.0	84	14256	No
9	GOM_NL__2PRFIN20041121_002752_00000902032_00174_14256_6590.N1	21-NOV-2004 00:27:52	Straylight	90.000	47	2Bet CMa	1.9760	28000.	180	14256	No
10	GOM_NL__2PRFIN20041121_003038_00000532032_00174_14256_6591.N1	21-NOV-2004 00:30:38	Straylight	53.000	165	34Gam Eri	2.9500	3200.0	106	14256	No
11	GOM_NL__2PRFIN20041121_003247_00000772032_00174_14256_6592.N1	21-NOV-2004 00:32:47	Straylight	76.500	7	19Bet Ori	0.10000	14000.	153	14256	No
12	GOM_NL__2PRFIN20041121_003651_00000892032_00174_14256_6593.N1	21-NOV-2004 00:36:51	Twilight_and_stray	89.000	30	46Eps Ori	1.6940	30000.	178	14256	No
13	GOM_NL__2PRFIN20041121_004107_00000382032_00174_14256_6594.N1	21-NOV-2004 00:41:07	Bright	38.000	105	6Bet Ari	2.6450	8900.0	76	14256	No
14	GOM_NL__2PRFIN20041121_004237_00000442032_00174_14256_6595.N1	21-NOV-2004 00:42:37	Bright	43.500	146	25Eta Tau	2.8730	15200.	87	14256	No
15	GOM_NL__2PRFIN20041121_004458_00000372032_00174_14256_6596.N1	21-NOV-2004 00:44:58	Bright	37.000	173	4Bet Tri	3.0040	8900.0	74	14256	No
16	GOM_NL__2PRFIN20041121_004702_00000402032_00174_14256_6597.N1	21-NOV-2004 00:47:02	Bright	39.500	73	57Gam1And	2.2600	13100.	79	14256	No
17	GOM_NL__2PRFIN20041121_004930_00000402032_00174_14256_6598.N1	21-NOV-2004 00:49:30	Bright	40.000	175	39Del Per	3.0100	19400.	80	14256	No
18	GOM_NL__2PRFIN20041121_005138_00000412032_00174_14256_6599.N1	21-NOV-2004 00:51:38	Bright	40.500	68	18Alp Cas	2.2250	4500.0	81	14256	No
19	GOM_NL__2PRFIN20041121_005252_00000392032_00174_14256_6600.N1	21-NOV-2004 00:52:52	Bright	38.500	74	11Bet Cas	2.2680	6600.0	77	14256	No
20	GOM_NL__2PRFIN20041121_005506_00000602032_00174_14256_6601.N1	21-NOV-2004 00:55:06	Bright	59.500	42	34Bet Aur	1.9000	10200.	119	14256	No
21	GOM_NL__2PRFIN20041121_010015_00000382032_00174_14256_6602.N1	21-NOV-2004 01:00:15	Bright	38.000	49	1Alp UMi	1.9900	6300.0	76	14256	No
22	GOM_NL__2PRFIN20041121_010444_00000372032_00174_14256_6603.N1	21-NOV-2004 01:04:44	Bright	37.000	60	7Bet UMi	2.0810	3950.0	74	14256	No
23	GOM_NL__2PRFIN20041121_010657_00000372032_00174_14256_6604.N1	21-NOV-2004 01:06:57	Bright	37.000	119	14Eta Dra	2.7270	4700.0	74	14256	No
24	GOM_NL__2PRFIN20041121_010916_00000462032_00174_14256_6605.N1	21-NOV-2004 01:09:16	Bright	45.500	82	48Bet UMa	2.3650	10600.	91	14256	No
25	GOM_NL__2PRFIN20041121_011042_00000432032_00174_14256_6606.N1	21-NOV-2004 01:10:42	Bright	43.000	87	64Gam UMa	2.4330	11000.	86	14256	No
26	GOM_NL__2PRFIN20041121_011329_00000482032_00174_14256_6607.N1	21-NOV-2004 01:13:29	Bright	48.000	174	52Psi UMa	3.0040	4400.0	96	14256	No
27	GOM_NL__2PRFIN20041121_011532_00000382032_00174_14256_6608.N1	21-NOV-2004 01:15:32	Bright	37.500	152	12Alp2CVn	2.8900	11000.	75	14256	No
28	GOM_NL__2PRFIN20041121_011744_00000362032_00174_14256_6609.N1	21-NOV-2004 01:17:44	Bright	35.500	83		2.3780	11000.	71	14256	No
29	GOM_NL__2PRFIN20041121_012015_00000352032_00174_14256_6610.N1	21-NOV-2004 01:20:15	Bright	34.500	3	16Alp Boo	-0.050000	4250.0	69	14256	No
30	GOM_NL__2PRFIN20041121_012249_00000562032_00174_14256_6611.N1	21-NOV-2004 01:22:49	Bright	55.500	96	68Del Leo	2.5600	9300.0	111	14256	No
31	GOM_NL__2PRFIN20041121_012535_00001022032_00174_14256_6612.N1	21-NOV-2004 01:25:35	Twilight_and_stray	101.50	51	41Gam1Leo	2.0100	4500.0	203	14256	No
32	GOM_NL__2PRFIN20041121_013116_00001242032_00174_14256_6613.N1	21-NOV-2004 01:31:16	Straylight	123.50	22	32Alp Leo	1.3600	15200.	247	14256	No
33	GOM_NL__2PRFIN20041121_014007_00000432032_00174_14256_6614.N1	21-NOV-2004 01:40:07	Dark	42.500	64	Gam Cen	2.2000	10600.	85	14256	No
34	GOM_NL__2PRFIN20041121_014246_00000462032_00174_14256_6615.N1	21-NOV-2004 01:42:46	Dark	45.500	20	Bet Cru	1.2530	30000.	91	14256	No
35	GOM_NL__2PRFIN20041121_014355_00000482032_00175_14257_6302.N1	21-NOV-2004 01:43:55	Dark	47.500	12	Alp1Cru	0.77500	30000.	95	14257	No
36	GOM_NL__2PRFIN20041121_014614_00000412032_00175_14257_6303.N1	21-NOV-2004 01:46:14	Dark	40.500	124	The Car	2.7640	30000.	81	14257	No
37	GOM_NL__2PRFIN20041121_015028_00000482032_00175_14257_6304.N1	21-NOV-2004 01:50:28	Dark	47.500	41	Eps Car	1.8600	4100.0	95	14257	No
38	GOM_NL__2PRFIN20041121_015306_00000602032_00175_14257_6305.N1	21-NOV-2004 01:53:06	Dark	59.500	70	Zet Pup	2.2460	39000.	119	14257	No
39	GOM_NL__2PRFIN20041121_015558_00000512032_00175_14257_6306.N1	21-NOV-2004 01:55:58	Dark	51.000	2	Alp Car	-0.73600	7000.0	102	14257	No
40	GOM_NL__2PRFIN20041121_020101_00000812032_00175_14257_6307.N1	21-NOV-2004 02:01:01	Dark	81.000	23	21Eps CMa	1.5020	26000.	162	14257	No
41	GOM_NL__2PRFIN20041121_020409_00000412032_00175_14257_6308.N1	21-NOV-2004 02:04:09	Straylight	41.000	157	The1Eri	2.9060	9300.0	82	14257	No
42	GOM_NL__2PRFIN20041121_020828_00000942032_00175_14257_6309.N1	21-NOV-2004 02:08:28	Straylight	94.000	47	2Bet CMa	1.9760	28000.	188	14257	No

43	GOM_NL__2PRFIN20041121_021116_00000502032_00175_14257_6310.N1	21-NOV-2004 02:11:16	Straylight	49.500	165	34Gam Eri	2.9500	3200.0	99	14257	No
44	GOM_NL__2PRFIN20041121_021323_00000772032_00175_14257_6311.N1	21-NOV-2004 02:13:23	Straylight	76.500	7	19Bet Ori	0.10000	14000.	153	14257	No
45	GOM_NL__2PRFIN20041121_021726_00000902032_00175_14257_6312.N1	21-NOV-2004 02:17:26	Twi_and_stray	89.500	30	46Eps Ori	1.6940	30000.	179	14257	No
46	GOM_NL__2PRFIN20041121_022143_00000392032_00175_14257_6313.N1	21-NOV-2004 02:21:43	Bright	38.500	105	6Bet Ari	2.6450	8900.0	77	14257	No
47	GOM_NL__2PRFIN20041121_022313_00000442032_00175_14257_6314.N1	21-NOV-2004 02:23:13	Bright	44.000	146	25Eta Tau	2.8730	15200.	88	14257	No
48	GOM_NL__2PRFIN20041121_022534_00000382032_00175_14257_6315.N1	21-NOV-2004 02:25:34	Bright	37.500	173	4Bet Tri	3.0040	8900.0	75	14257	No
49	GOM_NL__2PRFIN20041121_022738_00000392032_00175_14257_6316.N1	21-NOV-2004 02:27:38	Bright	39.000	73	57Gam1And	2.2600	13100.	78	14257	No
50	GOM_NL__2PRFIN20041121_023006_00000412032_00175_14257_6317.N1	21-NOV-2004 02:30:06	Bright	41.000	175	39Del Per	3.0100	19400.	82	14257	No
51	GOM_NL__2PRFIN20041121_023216_00000402032_00175_14257_6318.N1	21-NOV-2004 02:32:16	Bright	40.000	68	18Alp Cas	2.2250	4500.0	80	14257	No
52	GOM_NL__2PRFIN20041121_023328_00000392032_00175_14257_6319.N1	21-NOV-2004 02:33:28	Bright	39.000	74	11Bet Cas	2.2680	6600.0	78	14257	No
53	GOM_NL__2PRFIN20041121_023540_00000592032_00175_14257_6320.N1	21-NOV-2004 02:35:40	Bright	59.000	42	34Bet Aur	1.9000	10200.	118	14257	No
54	GOM_NL__2PRFIN20041121_024051_00000362032_00175_14257_6321.N1	21-NOV-2004 02:40:51	Bright	35.500	49	1Alp UMi	1.9900	6300.0	71	14257	No
55	GOM_NL__2PRFIN20041121_024522_00000412032_00175_14257_6322.N1	21-NOV-2004 02:45:22	Bright	41.000	60	7Bet UMi	2.0810	3950.0	82	14257	No
56	GOM_NL__2PRFIN20041121_024733_00000382032_00175_14257_6323.N1	21-NOV-2004 02:47:33	Bright	38.000	119	14Eta Dra	2.7270	4700.0	76	14257	No
57	GOM_NL__2PRFIN20041121_024952_00000442032_00175_14257_6324.N1	21-NOV-2004 02:49:52	Bright	43.500	82	48Bet UMa	2.3650	10600.	87	14257	No
58	GOM_NL__2PRFIN20041121_025119_00000412032_00175_14257_6325.N1	21-NOV-2004 02:51:19	Bright	41.000	87	64Gam UMa	2.4330	11000.	82	14257	No
59	GOM_NL__2PRFIN20041121_025405_00000472032_00175_14257_6326.N1	21-NOV-2004 02:54:05	Bright	47.000	174	52Psi UMa	3.0040	4400.0	94	14257	No
60	GOM_NL__2PRFIN20041121_025608_00000382032_00175_14257_6327.N1	21-NOV-2004 02:56:08	Bright	37.500	152	12Alp2CVn	2.8900	11000.	75	14257	No
61	GOM_NL__2PRFIN20041121_025820_00000362032_00175_14257_6328.N1	21-NOV-2004 02:58:20	Bright	36.000	83		2.3780	11000.	72	14257	No
62	GOM_NL__2PRFIN20041121_030051_00000352032_00175_14257_6329.N1	21-NOV-2004 03:00:51	Bright	35.000	3	16Alp Boo	-0.050000	4250.0	70	14257	No
63	GOM_NL__2PRFIN20041121_030326_00000562032_00175_14257_6330.N1	21-NOV-2004 03:03:26	Bright	56.000	96	68Del Leo	2.5600	9300.0	112	14257	No
64	GOM_NL__2PRFIN20041121_030612_000001042032_00175_14257_6331.N1	21-NOV-2004 03:06:12	Twi_and_stray	103.50	51	41Gam1Leo	2.0100	4500.0	207	14257	No
65	GOM_NL__2PRFIN20041121_031155_000001382032_00175_14257_6332.N1	21-NOV-2004 03:11:55	Straylight	137.50	22	32Alp Leo	1.3600	15200.	275	14257	No
66	GOM_NL__2PRFIN20041121_032042_00000462032_00175_14257_6333.N1	21-NOV-2004 03:20:42	Dark	45.500	64	Gam Cen	2.2000	10600.	91	14257	No
67	GOM_NL__2PRFIN20041121_032322_00000392032_00175_14257_6334.N1	21-NOV-2004 03:23:22	Dark	39.000	20	Bet Cru	1.2530	30000.	78	14257	No
68	GOM_NL__2PRFIN20041121_032432_00000502032_00176_14258_6302.N1	21-NOV-2004 03:24:32	Dark	50.000	12	Alp1Cru	0.77500	30000.	100	14258	No
69	GOM_NL__2PRFIN20041121_032651_00000412032_00176_14258_6303.N1	21-NOV-2004 03:26:51	Dark	40.500	124	The Car	2.7640	30000.	81	14258	No
70	GOM_NL__2PRFIN20041121_033104_00000472032_00176_14258_6304.N1	21-NOV-2004 03:31:04	Dark	46.500	41	Eps Car	1.8600	4100.0	93	14258	No
71	GOM_NL__2PRFIN20041121_033343_00000582032_00176_14258_6305.N1	21-NOV-2004 03:33:43	Dark	58.000	70	Zet Pup	2.2460	39000.	116	14258	No
72	GOM_NL__2PRFIN20041121_033635_00000602032_00176_14258_6306.N1	21-NOV-2004 03:36:35	Dark	60.000	2	Alp Car	-0.73600	7000.0	120	14258	No
73	GOM_NL__2PRFIN20041121_034137_00000862032_00176_14258_6307.N1	21-NOV-2004 03:41:37	Dark	85.500	23	21Eps CMa	1.5020	26000.	171	14258	No
74	GOM_NL__2PRFIN20041121_034446_00000412032_00176_14258_6308.N1	21-NOV-2004 03:44:46	Straylight	41.000	157	The1Eri	2.9060	9300.0	82	14258	No
75	GOM_NL__2PRFIN20041121_034904_00000912032_00176_14258_6309.N1	21-NOV-2004 03:49:04	Straylight	91.000	47	2Bet CMa	1.9760	28000.	182	14258	No
76	GOM_NL__2PRFIN20041121_035150_00000532032_00176_14258_6310.N1	21-NOV-2004 03:51:50	Straylight	52.500	165	34Gam Eri	2.9500	3200.0	105	14258	No
77	GOM_NL__2PRFIN20041121_035359_00000842032_00176_14258_6311.N1	21-NOV-2004 03:53:59	Straylight	84.000	7	19Bet Ori	0.10000	14000.	168	14258	No
78	GOM_NL__2PRFIN20041121_035801_00000862032_00176_14258_6312.N1	21-NOV-2004 03:58:01	Twi_and_stray	86.000	30	46Eps Ori	1.6940	30000.	172	14258	No
79	GOM_NL__2PRFIN20041121_040219_00000382032_00176_14258_6313.N1	21-NOV-2004 04:02:19	Bright	38.000	105	6Bet Ari	2.6450	8900.0	76	14258	No
80	GOM_NL__2PRFIN20041121_040348_00000442032_00176_14258_6314.N1	21-NOV-2004 04:03:48	Bright	43.500	146	25Eta Tau	2.8730	15200.	87	14258	No
81	GOM_NL__2PRFIN20041121_040610_00000372032_00176_14258_6315.N1	21-NOV-2004 04:06:10	Bright	37.000	173	4Bet Tri	3.0040	8900.0	74	14258	No
82	GOM_NL__2PRFIN20041121_040814_00000402032_00176_14258_6316.N1	21-NOV-2004 04:08:14	Bright	40.000	73	57Gam1And	2.2600	13100.	80	14258	No
83	GOM_NL__2PRFIN20041121_041041_00000422032_00176_14258_6317.N1	21-NOV-2004 04:10:41	Bright	41.500	175	39Del Per	3.0100	19400.	83	14258	No
84	GOM_NL__2PRFIN20041121_041253_00000392032_00176_14258_6318.N1	21-NOV-2004 04:12:53	Bright	38.500	68	18Alp Cas	2.2250	4500.0	77	14258	No
85	GOM_NL__2PRFIN20041121_041404_00000382032_00176_14258_6319.N1	21-NOV-2004 04:14:04	Bright	38.000	74	11Bet Cas	2.2680	6600.0	76	14258	No
86	GOM_NL__2PRFIN20041121_041615_00000612032_00176_14258_6320.N1	21-NOV-2004 04:16:15	Bright	60.500	42	34Bet Aur	1.9000	10200.	121	14258	No
87	GOM_NL__2PRFIN20041121_042127_00000362032_00176_14258_6321.N1	21-NOV-2004 04:21:27	Bright	36.000	49	1Alp UMi	1.9900	6300.0	72	14258	No
88	GOM_NL__2PRFIN20041121_042558_00000382032_00176_14258_6322.N1	21-NOV-2004 04:25:58	Bright	38.000	60	7Bet UMi	2.0810	3950.0	76	14258	No
89	GOM_NL__2PRFIN20041121_042809_00000392032_00176_14258_6323.N1	21-NOV-2004 04:28:09	Bright	38.500	119	14Eta Dra	2.7270	4700.0	77	14258	No
90	GOM_NL__2PRFIN20041121_043027_00000452032_00176_14258_6324.N1	21-NOV-2004 04:30:27	Bright	44.500	82	48Bet UMa	2.3650	10600.	89	14258	No
91	GOM_NL__2PRFIN20041121_043154_00000442032_00176_14258_6325.N1	21-NOV-2004 04:31:54	Bright	43.500	87	64Gam UMa	2.4330	11000.	87	14258	No
92	GOM_NL__2PRFIN20041121_043440_00000472032_00176_14258_6326.N1	21-NOV-2004 04:34:40	Bright	47.000	174	52Psi UMa	3.0040	4400.0	94	14258	No
93	GOM_NL__2PRFIN20041121_043644_00000382032_00176_14258_6327.N1	21-NOV-2004 04:36:44	Bright	37.500	152	12Alp2CVn	2.8900	11000.	75	14258	No
94	GOM_NL__2PRFIN20041121_043855_00000372032_00176_14258_6328.N1	21-NOV-2004 04:38:55	Bright	36.500	83		2.3780	11000.	73	14258	No
95	GOM_NL__2PRFIN20041121_044127_00000352032_00176_14258_6329.N1	21-NOV-2004 04:41:27	Bright	34.500	3	16Alp Boo	-0.050000	4250.0	69	14258	No
96	GOM_NL__2PRFIN20041121_044402_00000552032_00176_14258_6330.N1	21-NOV-2004 04:44:02	Bright	55.000	96	68Del Leo	2.5600	9300.0	110	14258	No
97	GOM_NL__2PRFIN20041121_044649_000001002032_00176_14258_6331.N1	21-NOV-2004 04:46:49	Twi_and_stray	100.00	51	41Gam1Leo	2.0100	4500.0	200	14258	No
98	GOM_NL__2PRFIN20041121_045233_000001392032_00176_14258_6332.N1	21-NOV-2004 04:52:33	Straylight	138.50	22	32Alp Leo	1.3600	15200.	277	14258	No
99	GOM_NL__2PRFIN20041121_050119_00000432032_00176_14258_6333.N1	21-NOV-2004 05:01:19	Dark	43.000	64	Gam Cen	2.2000	10600.	86	14258	No
100	GOM_NL__2PRFIN20041121_050359_00000442032_00176_14258_6334.N1	21-NOV-2004 05:03:59	Dark	43.500	20	Bet Cru	1.2530	30000.	87	14258	No
101	GOM_NL__2PRFIN20041121_050507_00000412032_00177_14259_6302.N1	21-NOV-2004 05:05:07	Dark	40.500	12	Alp1Cru	0.77500	30000.	81	14259	No

102	GOM_NL__2PRFIN20041121_050727_000000392032_00177_14259_6303.N1	21-NOV-2004 05:07:27	Dark	39.000	124	The Car	2.7640	30000.	78	14259	No
103	GOM_NL__2PRFIN20041121_051142_000000442032_00177_14259_6304.N1	21-NOV-2004 05:11:42	Dark	44.000	41	Eps Car	1.8600	4100.0	88	14259	No
104	GOM_NL__2PRFIN20041121_051420_000000612032_00177_14259_6305.N1	21-NOV-2004 05:14:20	Dark	60.500	70	Zet Pup	2.2460	39000.	121	14259	No
105	GOM_NL__2PRFIN20041121_051712_000000542032_00177_14259_6306.N1	21-NOV-2004 05:17:12	Dark	53.500	2	Alp Car	-0.73600	7000.0	107	14259	No
106	GOM_NL__2PRFIN20041121_052214_000000872032_00177_14259_6307.N1	21-NOV-2004 05:22:14	Dark	86.500	23	21Eps CMa	1.5020	26000.	173	14259	No
107	GOM_NL__2PRFIN20041121_052522_000000402032_00177_14259_6308.N1	21-NOV-2004 05:25:22	Straylight	39.500	157	The1Eri	2.9060	9300.0	79	14259	No
108	GOM_NL__2PRFIN20041121_052940_000000882032_00177_14259_6309.N1	21-NOV-2004 05:29:40	Straylight	88.000	47	2Bet CMa	1.9760	28000.	176	14259	No
109	GOM_NL__2PRFIN20041121_053229_000000482032_00177_14259_6310.N1	21-NOV-2004 05:32:29	Straylight	47.500	165	34Gam Eri	2.9500	3200.0	95	14259	No
110	GOM_NL__2PRFIN20041121_053434_000000812032_00177_14259_6311.N1	21-NOV-2004 05:34:34	Straylight	80.500	7	19Bet Ori	0.10000	14000.	161	14259	No
111	GOM_NL__2PRFIN20041121_053836_000000872032_00177_14259_6312.N1	21-NOV-2004 05:38:36	Tw_i_and_stray	87.000	30	46Eps Ori	1.6940	30000.	174	14259	No
112	GOM_NL__2PRFIN20041121_054256_000000382032_00177_14259_6313.N1	21-NOV-2004 05:42:56	Bright	38.000	105	6Bet Ari	2.6450	8900.0	76	14259	No
113	GOM_NL__2PRFIN20041121_054425_000000432032_00177_14259_6314.N1	21-NOV-2004 05:44:25	Bright	43.000	146	25Eta Tau	2.8730	15200.	86	14259	No
114	GOM_NL__2PRFIN20041121_054647_000000362032_00177_14259_6315.N1	21-NOV-2004 05:46:47	Bright	36.000	173	4Bet Tri	3.0040	8900.0	72	14259	No
115	GOM_NL__2PRFIN20041121_054851_000000402032_00177_14259_6316.N1	21-NOV-2004 05:48:51	Bright	39.500	73	57Gam1And	2.2600	13100.	79	14259	No
116	GOM_NL__2PRFIN20041121_055117_000000412032_00177_14259_6317.N1	21-NOV-2004 05:51:17	Bright	40.500	175	39Del Per	3.0100	19400.	81	14259	No
117	GOM_NL__2PRFIN20041121_055330_000000392032_00177_14259_6318.N1	21-NOV-2004 05:53:30	Bright	38.500	68	18Alp Cas	2.2250	4500.0	77	14259	No
118	GOM_NL__2PRFIN20041121_055440_000000382032_00177_14259_6319.N1	21-NOV-2004 05:54:40	Bright	37.500	74	11Bet Cas	2.2680	6600.0	75	14259	No
119	GOM_NL__2PRFIN20041121_055650_000000612032_00177_14259_6320.N1	21-NOV-2004 05:56:50	Bright	60.500	42	34Bet Aur	1.9000	10200.	121	14259	No
120	GOM_NL__2PRFIN20041121_060203_000000382032_00177_14259_6321.N1	21-NOV-2004 06:02:03	Bright	38.000	49	1Alp UMi	1.9900	6300.0	76	14259	No
121	GOM_NL__2PRFIN20041121_060634_000000412032_00177_14259_6322.N1	21-NOV-2004 06:06:34	Bright	41.000	60	7Bet UMi	2.0810	3950.0	82	14259	No
122	GOM_NL__2PRFIN20041121_060844_000000402032_00177_14259_6323.N1	21-NOV-2004 06:08:44	Bright	39.500	119	14Eta Dra	2.7270	4700.0	79	14259	No
123	GOM_NL__2PRFIN20041121_061103_000000442032_00177_14259_6324.N1	21-NOV-2004 06:11:03	Bright	43.500	82	48Bet UMa	2.3650	10600.	87	14259	No
124	GOM_NL__2PRFIN20041121_061230_000000402032_00177_14259_6325.N1	21-NOV-2004 06:12:30	Bright	39.500	87	64Gam UMa	2.4330	11000.	79	14259	No
125	GOM_NL__2PRFIN20041121_061516_000000482032_00177_14259_6326.N1	21-NOV-2004 06:15:16	Bright	48.000	174	52Psi UMa	3.0040	4400.0	96	14259	No
126	GOM_NL__2PRFIN20041121_061720_000000392032_00177_14259_6327.N1	21-NOV-2004 06:17:20	Bright	39.000	152	12Alp2CVn	2.8900	11000.	78	14259	No
127	GOM_NL__2PRFIN20041121_061932_000000362032_00177_14259_6328.N1	21-NOV-2004 06:19:32	Bright	36.000	83		2.3780	11000.	72	14259	No
128	GOM_NL__2PRFIN20041121_062203_000000352032_00177_14259_6329.N1	21-NOV-2004 06:22:03	Bright	34.500	3	16Alp Boo	-0.050000	4250.0	69	14259	No
129	GOM_NL__2PRFIN20041121_062438_000000552032_00177_14259_6330.N1	21-NOV-2004 06:24:38	Bright	54.500	96	68Del Leo	2.5600	9300.0	109	14259	No
130	GOM_NL__2PRFIN20041121_062726_000001052032_00177_14259_6331.N1	21-NOV-2004 06:27:26	Tw_i_and_stray	105.00	51	41Gam1Leo	2.0100	4500.0	210	14259	No
131	GOM_NL__2PRFIN20041121_063311_000001392032_00177_14259_6332.N1	21-NOV-2004 06:33:11	Straylight	139.00	22	32Alp Leo	1.3600	15200.	278	14259	No
132	GOM_NL__2PRFIN20041121_064156_000000432032_00177_14259_6333.N1	21-NOV-2004 06:41:56	Dark	43.000	64	Gam Cen	2.2000	10600.	86	14259	No
133	GOM_NL__2PRFIN20041121_064436_000000442032_00177_14259_6334.N1	21-NOV-2004 06:44:36	Dark	43.500	20	Bet Cru	1.2530	30000.	87	14259	No
134	GOM_NL__2PRFIN20041121_064544_000000462032_00178_14260_6303.N1	21-NOV-2004 06:45:44	Dark	45.500	12	Alp1Cru	0.77500	30000.	91	14260	No
135	GOM_NL__2PRFIN20041121_064804_000000392032_00178_14260_6304.N1	21-NOV-2004 06:48:04	Dark	38.500	124	The Car	2.7640	30000.	77	14260	No
136	GOM_NL__2PRFIN20041121_065218_000000562032_00178_14260_6305.N1	21-NOV-2004 06:52:18	Dark	56.000	41	Eps Car	1.8600	4100.0	112	14260	No
137	GOM_NL__2PRFIN20041121_065457_000000572032_00178_14260_6306.N1	21-NOV-2004 06:54:57	Dark	57.000	70	Zet Pup	2.2460	39000.	114	14260	No
138	GOM_NL__2PRFIN20041121_065749_000000532032_00178_14260_6307.N1	21-NOV-2004 06:57:49	Dark	53.000	2	Alp Car	-0.73600	7000.0	106	14260	No
139	GOM_NL__2PRFIN20041121_070251_000000782032_00178_14260_6308.N1	21-NOV-2004 07:02:51	Dark	78.000	23	21Eps CMa	1.5020	26000.	156	14260	No
140	GOM_NL__2PRFIN20041121_070557_000000412032_00178_14260_6309.N1	21-NOV-2004 07:05:57	Straylight	40.500	157	The1Eri	2.9060	9300.0	81	14260	No
141	GOM_NL__2PRFIN20041121_071051_000001322032_00178_14260_6310.N1	21-NOV-2004 07:10:51	Straylight	131.50	1	9Alp CMa	-1.4400	11000.	263	14260	No
142	GOM_NL__2PRFIN20041121_071510_000000722032_00178_14260_6311.N1	21-NOV-2004 07:15:10	Straylight	72.000	7	19Bet Ori	0.10000	14000.	144	14260	No
143	GOM_NL__2PRFIN20041121_071911_000000892032_00178_14260_6312.N1	21-NOV-2004 07:19:11	Tw_i_and_stray	88.500	30	46Eps Ori	1.6940	30000.	177	14260	No
144	GOM_NL__2PRFIN20041121_072332_000000392032_00178_14260_6313.N1	21-NOV-2004 07:23:32	Bright	39.000	105	6Bet Ari	2.6450	8900.0	78	14260	No
145	GOM_NL__2PRFIN20041121_072501_000000442032_00178_14260_6314.N1	21-NOV-2004 07:25:01	Bright	43.500	146	25Eta Tau	2.8730	15200.	87	14260	No
146	GOM_NL__2PRFIN20041121_072723_000000372032_00178_14260_6315.N1	21-NOV-2004 07:27:23	Bright	37.000	173	4Bet Tri	3.0040	8900.0	74	14260	No
147	GOM_NL__2PRFIN20041121_072927_000000362032_00178_14260_6316.N1	21-NOV-2004 07:29:27	Bright	36.000	73	57Gam1And	2.2600	13100.	72	14260	No
148	GOM_NL__2PRFIN20041121_073153_000000572032_00178_14260_6317.N1	21-NOV-2004 07:31:53	Bright	56.500	175	39Del Per	3.0100	19400.	113	14260	No
149	GOM_NL__2PRFIN20041121_073406_000000392032_00178_14260_6318.N1	21-NOV-2004 07:34:06	Bright	38.500	68	18Alp Cas	2.2250	4500.0	77	14260	No
150	GOM_NL__2PRFIN20041121_073517_000000392032_00178_14260_6319.N1	21-NOV-2004 07:35:17	Bright	38.500	74	11Bet Cas	2.2680	6600.0	77	14260	No
151	GOM_NL__2PRFIN20041121_073724_000000602032_00178_14260_6320.N1	21-NOV-2004 07:37:24	Bright	59.500	42	34Bet Aur	1.9000	10200.	119	14260	No
152	GOM_NL__2PRFIN20041121_074239_000000382032_00178_14260_6321.N1	21-NOV-2004 07:42:39	Bright	38.000	49	1Alp UMi	1.9900	6300.0	76	14260	No
153	GOM_NL__2PRFIN20041121_074710_000000372032_00178_14260_6322.N1	21-NOV-2004 07:47:10	Bright	36.500	60	7Bet UMi	2.0810	3950.0	73	14260	No
154	GOM_NL__2PRFIN20041121_074922_000000382032_00178_14260_6323.N1	21-NOV-2004 07:49:22	Bright	38.000	119	14Eta Dra	2.7270	4700.0	76	14260	No
155	GOM_NL__2PRFIN20041121_075138_000000462032_00178_14260_6324.N1	21-NOV-2004 07:51:38	Bright	45.500	82	48Bet UMa	2.3650	10600.	91	14260	No
156	GOM_NL__2PRFIN20041121_075306_000000432032_00178_14260_6325.N1	21-NOV-2004 07:53:06	Bright	43.000	87	64Gam UMa	2.4330	11000.	86	14260	No
157	GOM_NL__2PRFIN20041121_075552_000000482032_00178_14260_6326.N1	21-NOV-2004 07:55:52	Bright	48.000	174	52Psi UMa	3.0040	4400.0	96	14260	No
158	GOM_NL__2PRFIN20041121_075756_000000392032_00178_14260_6327.N1	21-NOV-2004 07:57:56	Bright	39.000	152	12Alp2CVn	2.8900	11000.	78	14260	No
159	GOM_NL__2PRFIN20041121_080008_000000362032_00178_14260_6328.N1	21-NOV-2004 08:00:08	Bright	35.500	83		2.3780	11000.	71	14260	No
160	GOM_NL__2PRFIN20041121_080239_000000352032_00178_14260_6329.N1	21-NOV-2004 08:02:39	Bright	35.000	3	16Alp Boo	-0.050000	4250.0	70	14260	No



161	GOM_NL__2PRFIN20041121_080515_000000572032_00178_14260_6330.N1	21-NOV-2004 08:05:15	Bright	56.500	96	68Del Leo	2.5600	9300.0	113	14260	No
162	GOM_NL__2PRFIN20041121_080803_000001022032_00178_14260_6331.N1	21-NOV-2004 08:08:03	Tw_i_and_stray	102.00	51	41Gam1Leo	2.0100	4500.0	204	14260	No
163	GOM_NL__2PRFIN20041121_081350_000001292032_00178_14260_6332.N1	21-NOV-2004 08:13:50	Straylight	129.00	22	32Alp Leo	1.3600	15200.	258	14260	No
164	GOM_NL__2PRFIN20041121_082232_000000432032_00178_14260_6333.N1	21-NOV-2004 08:22:32	Dark	42.500	64	Gam Cen	2.2000	10600.	85	14260	No
165	GOM_NL__2PRFIN20041121_082511_000000412032_00178_14260_6334.N1	21-NOV-2004 08:25:11	Dark	40.500	20	Bet Cru	1.2530	30000.	81	14260	No
166	GOM_NL__2PRFIN20041121_082620_000000422032_00179_14261_6303.N1	21-NOV-2004 08:26:20	Dark	42.000	12	Alp1Cru	0.77500	30000.	84	14261	No
167	GOM_NL__2PRFIN20041121_082841_000000412032_00179_14261_6304.N1	21-NOV-2004 08:28:41	Dark	41.000	124	The Car	2.7640	30000.	82	14261	No
168	GOM_NL__2PRFIN20041121_083255_000000532032_00179_14261_6305.N1	21-NOV-2004 08:32:55	Dark	53.000	41	Eps Car	1.8600	4100.0	106	14261	No
169	GOM_NL__2PRFIN20041121_083535_000000572032_00179_14261_6306.N1	21-NOV-2004 08:35:35	Dark	57.000	70	Zet Pup	2.2460	39000.	114	14261	No
170	GOM_NL__2PRFIN20041121_083826_000000512032_00179_14261_6307.N1	21-NOV-2004 08:38:26	Dark	51.000	2	Alp Car	-0.73600	7000.0	102	14261	No
171	GOM_NL__2PRFIN20041121_084326_000000832032_00179_14261_6308.N1	21-NOV-2004 08:43:26	Dark	83.000	23	21Eps CMa	1.5020	26000.	166	14261	No
172	GOM_NL__2PRFIN20041121_084633_000000372032_00179_14261_6309.N1	21-NOV-2004 08:46:33	Straylight	37.000	157	The1Eri	2.9060	9300.0	74	14261	No
173	GOM_NL__2PRFIN20041121_085127_000001402032_00179_14261_6310.N1	21-NOV-2004 08:51:27	Straylight	140.00	1	9Alp CMa	-1.4400	11000.	280	14261	No
174	GOM_NL__2PRFIN20041121_085545_000000712032_00179_14261_6311.N1	21-NOV-2004 08:55:45	Straylight	71.000	7	19Bet Ori	0.10000	14000.	142	14261	No
175	GOM_NL__2PRFIN20041121_085946_000000902032_00179_14261_6312.N1	21-NOV-2004 08:59:46	Tw_i_and_stray	89.500	30	46Eps Ori	1.6940	30000.	179	14261	No
176	GOM_NL__2PRFIN20041121_090408_000000382032_00179_14261_6313.N1	21-NOV-2004 09:04:08	Bright	38.000	105	6Bet Ari	2.6450	8900.0	76	14261	No
177	GOM_NL__2PRFIN20041121_090536_000000412032_00179_14261_6314.N1	21-NOV-2004 09:05:36	Bright	41.000	146	25Eta Tau	2.8730	15200.	82	14261	No
178	GOM_NL__2PRFIN20041121_090759_000000382032_00179_14261_6315.N1	21-NOV-2004 09:07:59	Bright	38.000	173	4Bet Tri	3.0040	8900.0	76	14261	No
179	GOM_NL__2PRFIN20041121_091003_000000382032_00179_14261_6316.N1	21-NOV-2004 09:10:03	Bright	37.500	73	57Gam1And	2.2600	13100.	75	14261	No
180	GOM_NL__2PRFIN20041121_091229_000000402032_00179_14261_6317.N1	21-NOV-2004 09:12:29	Bright	40.000	175	39Del Per	3.0100	19400.	80	14261	No
181	GOM_NL__2PRFIN20041121_091442_000000382032_00179_14261_6318.N1	21-NOV-2004 09:14:42	Bright	37.500	68	18Alp Cas	2.2250	4500.0	75	14261	No
182	GOM_NL__2PRFIN20041121_091553_000000392032_00179_14261_6319.N1	21-NOV-2004 09:15:53	Bright	38.500	74	11Bet Cas	2.2680	6600.0	77	14261	No
183	GOM_NL__2PRFIN20041121_091758_000000602032_00179_14261_6320.N1	21-NOV-2004 09:17:58	Bright	59.500	42	34Bet Aur	1.9000	10200.	119	14261	No
184	GOM_NL__2PRFIN20041121_092316_000000372032_00179_14261_6321.N1	21-NOV-2004 09:23:16	Bright	37.000	49	1Alp UMi	1.9900	6300.0	74	14261	No
185	GOM_NL__2PRFIN20041121_092746_000000392032_00179_14261_6322.N1	21-NOV-2004 09:27:46	Bright	39.000	60	7Bet UMi	2.0810	3950.0	78	14261	No
186	GOM_NL__2PRFIN20041121_092958_000000392032_00179_14261_6323.N1	21-NOV-2004 09:29:58	Bright	38.500	119	14Eta Dra	2.7270	4700.0	77	14261	No
187	GOM_NL__2PRFIN20041121_093214_000000422032_00179_14261_6324.N1	21-NOV-2004 09:32:14	Bright	42.000	82	48Bet UMa	2.3650	10600.	84	14261	No
188	GOM_NL__2PRFIN20041121_093342_000000402032_00179_14261_6325.N1	21-NOV-2004 09:33:42	Bright	39.500	87	64Gam UMa	2.4330	11000.	79	14261	No
189	GOM_NL__2PRFIN20041121_093628_000000472032_00179_14261_6326.N1	21-NOV-2004 09:36:28	Bright	47.000	174	52Psi UMa	3.0040	4400.0	94	14261	No
190	GOM_NL__2PRFIN20041121_093832_000000382032_00179_14261_6327.N1	21-NOV-2004 09:38:32	Bright	38.000	152	12Alp2CVn	2.8900	11000.	76	14261	No
191	GOM_NL__2PRFIN20041121_094042_000000382032_00179_14261_6328.N1	21-NOV-2004 09:40:42	Bright	38.000	83		2.3780	11000.	76	14261	No
192	GOM_NL__2PRFIN20041121_094315_000000352032_00179_14261_6329.N1	21-NOV-2004 09:43:15	Bright	35.000	3	16Alp Boo	-0.050000	4250.0	70	14261	No
193	GOM_NL__2PRFIN20041121_094551_000000572032_00179_14261_6330.N1	21-NOV-2004 09:45:51	Bright	56.500	96	68Del Leo	2.5600	9300.0	113	14261	No
194	GOM_NL__2PRFIN20041121_094840_000001022032_00179_14261_6331.N1	21-NOV-2004 09:48:40	Tw_i_and_stray	102.00	51	41Gam1Leo	2.0100	4500.0	204	14261	No
195	GOM_NL__2PRFIN20041121_095427_000001392032_00179_14261_6332.N1	21-NOV-2004 09:54:27	Straylight	138.50	22	32Alp Leo	1.3600	15200.	277	14261	No
196	GOM_NL__2PRFIN20041121_100308_000000412032_00179_14261_6333.N1	21-NOV-2004 10:03:08	Dark	41.000	64	Gam Cen	2.2000	10600.	82	14261	No
197	GOM_NL__2PRFIN20041121_100547_000000432032_00179_14261_6334.N1	21-NOV-2004 10:05:47	Dark	43.000	20	Bet Cru	1.2530	30000.	86	14261	No
198	GOM_NL__2PRFIN20041121_100656_000000452032_00180_14262_6335.N1	21-NOV-2004 10:06:56	Dark	44.500	12	Alp1Cru	0.77500	30000.	89	14262	No
199	GOM_NL__2PRFIN20041121_100917_000000382032_00180_14262_6304.N1	21-NOV-2004 10:09:17	Dark	38.000	124	The Car	2.7640	30000.	76	14262	No
200	GOM_NL__2PRFIN20041121_101332_000000472032_00180_14262_6305.N1	21-NOV-2004 10:13:32	Dark	46.500	41	Eps Car	1.8600	4100.0	93	14262	No
201	GOM_NL__2PRFIN20041121_101612_000000582032_00180_14262_6306.N1	21-NOV-2004 10:16:12	Dark	58.000	70	Zet Pup	2.2460	39000.	116	14262	No
202	GOM_NL__2PRFIN20041121_101902_000000602032_00180_14262_6307.N1	21-NOV-2004 10:19:02	Dark	60.000	2	Alp Car	-0.73600	7000.0	120	14262	No
203	GOM_NL__2PRFIN20041121_102405_000000812032_00180_14262_6308.N1	21-NOV-2004 10:24:05	Dark	81.000	23	21Eps CMa	1.5020	26000.	162	14262	No
204	GOM_NL__2PRFIN20041121_102710_000000402032_00180_14262_6309.N1	21-NOV-2004 10:27:10	Straylight	40.000	157	The1Eri	2.9060	9300.0	80	14262	No
205	GOM_NL__2PRFIN20041121_103203_000001422032_00180_14262_6310.N1	21-NOV-2004 10:32:03	Straylight	141.50	1	9Alp CMa	-1.4400	11000.	283	14262	No
206	GOM_NL__2PRFIN20041121_103620_000000822032_00180_14262_6311.N1	21-NOV-2004 10:36:20	Straylight	81.500	7	19Bet Ori	0.10000	14000.	163	14262	No
207	GOM_NL__2PRFIN20041121_104021_000000832032_00180_14262_6312.N1	21-NOV-2004 10:40:21	Tw_i_and_stray	83.000	30	46Eps Ori	1.6940	30000.	166	14262	No
208	GOM_NL__2PRFIN20041121_104444_000000382032_00180_14262_6313.N1	21-NOV-2004 10:44:44	Bright	37.500	105	6Bet Ari	2.6450	8900.0	75	14262	No
209	GOM_NL__2PRFIN20041121_104612_000000432032_00180_14262_6314.N1	21-NOV-2004 10:46:12	Bright	43.000	146	25Eta Tau	2.8730	15200.	86	14262	No
210	GOM_NL__2PRFIN20041121_104835_000000362032_00180_14262_6315.N1	21-NOV-2004 10:48:35	Bright	35.500	173	4Bet Tri	3.0040	8900.0	71	14262	No
211	GOM_NL__2PRFIN20041121_105039_000000382032_00180_14262_6316.N1	21-NOV-2004 10:50:39	Bright	37.500	73	57Gam1And	2.2600	13100.	75	14262	No
212	GOM_NL__2PRFIN20041121_105305_000000402032_00180_14262_6317.N1	21-NOV-2004 10:53:05	Bright	39.500	175	39Del Per	3.0100	19400.	79	14262	No
213	GOM_NL__2PRFIN20041121_105519_000000382032_00180_14262_6318.N1	21-NOV-2004 10:55:19	Bright	38.000	68	18Alp Cas	2.2250	4500.0	76	14262	No
214	GOM_NL__2PRFIN20041121_105629_000000382032_00180_14262_6319.N1	21-NOV-2004 10:56:29	Bright	37.500	74	11Bet Cas	2.2680	6600.0	75	14262	No
215	GOM_NL__2PRFIN20041121_105834_000000592032_00180_14262_6320.N1	21-NOV-2004 10:58:34	Bright	58.500	42	34Bet Aur	1.9000	10200.	117	14262	No
216	GOM_NL__2PRFIN20041121_110351_000000382032_00180_14262_6321.N1	21-NOV-2004 11:03:51	Bright	37.500	49	1Alp UMi	1.9900	6300.0	75	14262	No
217	GOM_NL__2PRFIN20041121_121239_000001412032_00181_14263_6353.N1	21-NOV-2004 12:12:39	Straylight	141.00	1	9Alp CMa	-1.4400	11000.	282	14263	No
218	GOM_NL__2PRFIN20041121_121656_000000812032_00181_14263_6354.N1	21-NOV-2004 12:16:56	Straylight	80.500	7	19Bet Ori	0.10000	14000.	161	14263	No
219	GOM_NL__2PRFIN20041121_122056_000000862032_00181_14263_6355.N1	21-NOV-2004 12:20:56	Tw_i_and_stray	85.500	30	46Eps Ori	1.6940	30000.	171	14263	No

220	GOM_NL__2PRFIN20041121_122520_000000392032_00181_14263_6356.N1	21-NOV-2004 12:25:20	Bright	38.500	105	6Bet Ari	2.6450	8900.0	77	14263	No
221	GOM_NL__2PRFIN20041121_122647_000000442032_00181_14263_6357.N1	21-NOV-2004 12:26:47	Bright	43.500	146	25Eta Tau	2.8730	15200.	87	14263	No
222	GOM_NL__2PRFIN20041121_122911_000000362032_00181_14263_6358.N1	21-NOV-2004 12:29:11	Bright	36.000	173	4Bet Tri	3.0040	8900.0	72	14263	No
223	GOM_NL__2PRFIN20041121_123115_000000412032_00181_14263_6359.N1	21-NOV-2004 12:31:15	Bright	40.500	73	57Gam1And	2.2600	13100.	81	14263	No
224	GOM_NL__2PRFIN20041121_123340_000000382032_00181_14263_6360.N1	21-NOV-2004 12:33:40	Bright	38.000	175	39Del Per	3.0100	19400.	76	14263	No
225	GOM_NL__2PRFIN20041121_123555_000000382032_00181_14263_6361.N1	21-NOV-2004 12:35:55	Bright	37.500	68	18Alp Cas	2.2250	4500.0	75	14263	No
226	GOM_NL__2PRFIN20041121_123706_000000362032_00181_14263_6362.N1	21-NOV-2004 12:37:06	Bright	36.000	74	11Bet Cas	2.2680	6600.0	72	14263	No
227	GOM_NL__2PRFIN20041121_123908_000000592032_00181_14263_6363.N1	21-NOV-2004 12:39:08	Bright	58.500	42	34Bet Aur	1.9000	10200.	117	14263	No
228	GOM_NL__2PRFIN20041121_124428_000000372032_00181_14263_6364.N1	21-NOV-2004 12:44:28	Bright	37.000	49	1Alp UMi	1.9900	6300.0	74	14263	No
229	GOM_NL__2PRFIN20041121_124859_000000392032_00181_14263_6365.N1	21-NOV-2004 12:48:59	Bright	39.000	60	7Bet UMi	2.0810	3950.0	78	14263	No
230	GOM_NL__2PRFIN20041121_125110_000000402032_00181_14263_6366.N1	21-NOV-2004 12:51:10	Bright	39.500	119	14Eta Dra	2.7270	4700.0	79	14263	No
231	GOM_NL__2PRFIN20041121_125326_000000442032_00181_14263_6367.N1	21-NOV-2004 12:53:26	Bright	44.000	82	48Bet UMa	2.3650	10600.	88	14263	No
232	GOM_NL__2PRFIN20041121_125453_000000412032_00181_14263_6368.N1	21-NOV-2004 12:54:53	Bright	41.000	87	64Gam UMa	2.4330	11000.	82	14263	No
233	GOM_NL__2PRFIN20041121_125739_000000492032_00181_14263_6369.N1	21-NOV-2004 12:57:39	Bright	49.000	174	52Psi UMa	3.0040	4400.0	98	14263	No
234	GOM_NL__2PRFIN20041121_130156_000000412032_00181_14263_6370.N1	21-NOV-2004 13:01:56	Bright	41.000	83		2.3780	11000.	82	14263	No
235	GOM_NL__2PRFIN20041121_130427_000000352032_00181_14263_6371.N1	21-NOV-2004 13:04:27	Bright	35.000	3	16Alp Boo	-0.050000	4250.0	70	14263	No
236	GOM_NL__2PRFIN20041121_130704_000000562032_00181_14263_6372.N1	21-NOV-2004 13:07:04	Bright	55.500	96	68Del Leo	2.5600	9300.0	111	14263	No
237	GOM_NL__2PRFIN20041121_130955_000001032032_00181_14263_6373.N1	21-NOV-2004 13:09:55	Tw_i_and_stray	102.50	51	41Gam1Leo	2.0100	4500.0	205	14263	No
238	GOM_NL__2PRFIN20041121_131544_000001342032_00181_14263_6374.N1	21-NOV-2004 13:15:44	Straylight	133.50	22	32Alp Leo	1.3600	15200.	267	14263	No
239	GOM_NL__2PRFIN20041121_132420_000000432032_00181_14263_6375.N1	21-NOV-2004 13:24:20	Dark	43.000	64	Gam Cen	2.2000	10600.	86	14263	No
240	GOM_NL__2PRFIN20041121_132659_000000462032_00181_14263_6376.N1	21-NOV-2004 13:26:59	Dark	45.500	20	Bet Cru	1.2530	30000.	91	14263	No
241	GOM_NL__2PRFIN20041121_132809_000000442032_00182_14264_6353.N1	21-NOV-2004 13:28:09	Dark	44.000	12	Alp1Cru	0.77500	30000.	88	14264	No
242	GOM_NL__2PRFIN20041121_133029_000000392032_00182_14264_6354.N1	21-NOV-2004 13:30:29	Dark	39.000	124	The Car	2.7640	30000.	78	14264	No
243	GOM_NL__2PRFIN20041121_133445_000000492032_00182_14264_6355.N1	21-NOV-2004 13:34:45	Dark	48.500	41	Eps Car	1.8600	4100.0	97	14264	No
244	GOM_NL__2PRFIN20041121_133725_000000592032_00182_14264_6356.N1	21-NOV-2004 13:37:25	Dark	58.500	70	Zet Pup	2.2460	39000.	117	14264	No
245	GOM_NL__2PRFIN20041121_134015_000000602032_00182_14264_6357.N1	21-NOV-2004 13:40:15	Dark	60.000	2	Alp Car	-0.73600	7000.0	120	14264	No
246	GOM_NL__2PRFIN20041121_134517_000000852032_00182_14264_6358.N1	21-NOV-2004 13:45:17	Dark	84.500	23	21Eps CMa	1.5020	26000.	169	14264	No
247	GOM_NL__2PRFIN20041121_134822_000000412032_00182_14264_6359.N1	21-NOV-2004 13:48:22	Straylight	41.000	157	The1Eri	2.9060	9300.0	82	14264	No
248	GOM_NL__2PRFIN20041121_135315_000001352032_00182_14264_6360.N1	21-NOV-2004 13:53:15	Straylight	134.50	1	9Alp CMa	-1.4400	11000.	269	14264	No
249	GOM_NL__2PRFIN20041121_135732_000000752032_00182_14264_6361.N1	21-NOV-2004 13:57:32	Straylight	74.500	7	19Bet Ori	0.10000	14000.	149	14264	No
250	GOM_NL__2PRFIN20041121_140131_000000832032_00182_14264_6362.N1	21-NOV-2004 14:01:31	Tw_i_and_stray	83.000	30	46Eps Ori	1.6940	30000.	166	14264	No
251	GOM_NL__2PRFIN20041121_140556_000000392032_00182_14264_6363.N1	21-NOV-2004 14:05:56	Bright	38.500	105	6Bet Ari	2.6450	8900.0	77	14264	No
252	GOM_NL__2PRFIN20041121_140723_000000412032_00182_14264_6364.N1	21-NOV-2004 14:07:23	Bright	41.000	146	25Eta Tau	2.8730	15200.	82	14264	No
253	GOM_NL__2PRFIN20041121_140947_000000372032_00182_14264_6365.N1	21-NOV-2004 14:09:47	Bright	36.500	173	4Bet Tri	3.0040	8900.0	73	14264	No
254	GOM_NL__2PRFIN20041121_141151_000000392032_00182_14264_6366.N1	21-NOV-2004 14:11:51	Bright	38.500	73	57Gam1And	2.2600	13100.	77	14264	No
255	GOM_NL__2PRFIN20041121_141416_000000402032_00182_14264_6367.N1	21-NOV-2004 14:14:16	Bright	39.500	175	39Del Per	3.0100	19400.	79	14264	No
256	GOM_NL__2PRFIN20041121_141631_000000392032_00182_14264_6368.N1	21-NOV-2004 14:16:31	Bright	39.000	68	18Alp Cas	2.2250	4500.0	78	14264	No
257	GOM_NL__2PRFIN20041121_141742_000000382032_00182_14264_6369.N1	21-NOV-2004 14:17:42	Bright	37.500	74	11Bet Cas	2.2680	6600.0	75	14264	No
258	GOM_NL__2PRFIN20041121_141942_000000552032_00182_14264_6370.N1	21-NOV-2004 14:19:42	Bright	55.000	42	34Bet Aur	1.9000	10200.	110	14264	No
259	GOM_NL__2PRFIN20041121_142504_000000372032_00182_14264_6371.N1	21-NOV-2004 14:25:04	Bright	37.000	49	1Alp UMi	1.9900	6300.0	74	14264	No
260	GOM_NL__2PRFIN20041121_142934_000000392032_00182_14264_6372.N1	21-NOV-2004 14:29:34	Bright	39.000	60	7Bet UMi	2.0810	3950.0	78	14264	No
261	GOM_NL__2PRFIN20041121_143146_000000392032_00182_14264_6373.N1	21-NOV-2004 14:31:46	Bright	38.500	119	14Eta Dra	2.7270	4700.0	77	14264	No
262	GOM_NL__2PRFIN20041121_143401_000000462032_00182_14264_6374.N1	21-NOV-2004 14:34:01	Bright	46.000	82	48Bet UMa	2.3650	10600.	92	14264	No
263	GOM_NL__2PRFIN20041121_143529_000000422032_00182_14264_6375.N1	21-NOV-2004 14:35:29	Bright	42.000	87	64Gam UMa	2.4330	11000.	84	14264	No
264	GOM_NL__2PRFIN20041121_143815_000000472032_00182_14264_6376.N1	21-NOV-2004 14:38:15	Bright	47.000	174	52Psi UMa	3.0040	4400.0	94	14264	No
265	GOM_NL__2PRFIN20041121_144020_000000382032_00182_14264_6377.N1	21-NOV-2004 14:40:20	Bright	37.500	152	12Alp2CVn	2.8900	11000.	75	14264	No
266	GOM_NL__2PRFIN20041121_144233_000000352032_00182_14264_6378.N1	21-NOV-2004 14:42:33	Bright	34.500	83		2.3780	11000.	69	14264	No
267	GOM_NL__2PRFIN20041121_144503_000000362032_00182_14264_6379.N1	21-NOV-2004 14:45:03	Bright	35.500	3	16Alp Boo	-0.050000	4250.0	71	14264	No
268	GOM_NL__2PRFIN20041121_144740_000000562032_00182_14264_6380.N1	21-NOV-2004 14:47:40	Bright	56.000	96	68Del Leo	2.5600	9300.0	112	14264	No
269	GOM_NL__2PRFIN20041121_145031_000001122032_00182_14264_6381.N1	21-NOV-2004 14:50:31	Tw_i_and_stray	111.50	51	41Gam1Leo	2.0100	4500.0	223	14264	No
270	GOM_NL__2PRFIN20041121_145623_000001442032_00182_14264_6382.N1	21-NOV-2004 14:56:23	Straylight	143.50	22	32Alp Leo	1.3600	15200.	287	14264	No
271	GOM_NL__2PRFIN20041121_150457_000000422032_00182_14264_6383.N1	21-NOV-2004 15:04:57	Dark	42.000	64	Gam Cen	2.2000	10600.	84	14264	No
272	GOM_NL__2PRFIN20041121_150736_000000482032_00182_14264_6384.N1	21-NOV-2004 15:07:36	Dark	48.000	20	Bet Cru	1.2530	30000.	96	14264	No
273	GOM_NL__2PRFIN20041121_150844_000000522032_00183_14265_6353.N1	21-NOV-2004 15:08:44	Dark	51.500	12	Alp1Cru	0.77500	30000.	103	14265	No
274	GOM_NL__2PRFIN20041121_151105_000000412032_00183_14265_6354.N1	21-NOV-2004 15:11:05	Dark	40.500	124	The Car	2.7640	30000.	81	14265	No
275	GOM_NL__2PRFIN20041121_151522_000000462032_00183_14265_6355.N1	21-NOV-2004 15:15:22	Dark	45.500	41	Eps Car	1.8600	4100.0	91	14265	No
276	GOM_NL__2PRFIN20041121_151643_000000532032_00183_14265_6356.N1	21-NOV-2004 15:16:43	Dark	53.000	34	Gam2Vel	1.7930	23000.	106	14265	No
277	GOM_NL__2PRFIN20041121_152051_000000602032_00183_14265_6357.N1	21-NOV-2004 15:20:51	Dark	60.000	2	Alp Car	-0.73600	7000.0	120	14265	No
278	GOM_NL__2PRFIN20041121_152555_000000802032_00183_14265_6358.N1	21-NOV-2004 15:25:55	Dark	80.000	23	21Eps CMa	1.5020	26000.	160	14265	No

279	GOM_NL__2PRFIN20041121_152858_000000402032_00183_14265_6359.N1	21-NOV-2004 15:28:58	Straylight	40.000	157	The1Eri	2.9060	9300.0	80	14265	No
280	GOM_NL__2PRFIN20041121_153316_000000922032_00183_14265_6360.N1	21-NOV-2004 15:33:16	Straylight	91.500	47	2Bet CMa	1.9760	28000.	183	14265	No
281	GOM_NL__2PRFIN20041121_153605_000000532032_00183_14265_6361.N1	21-NOV-2004 15:36:05	Straylight	53.000	165	34Gam Eri	2.9500	3200.0	106	14265	No
282	GOM_NL__2PRFIN20041121_153808_000000692032_00183_14265_6362.N1	21-NOV-2004 15:38:08	Straylight	68.500	7	19Bet Ori	0.10000	14000.	137	14265	No
283	GOM_NL__2PRFIN20041121_154207_000000842032_00183_14265_6363.N1	21-NOV-2004 15:42:07	Tw_i_and_stray	84.000	30	46Eps Ori	1.6940	30000.	168	14265	No
284	GOM_NL__2PRFIN20041121_154632_000000402032_00183_14265_6364.N1	21-NOV-2004 15:46:32	Bright	39.500	105	6Bet Ari	2.6450	8900.0	79	14265	No
285	GOM_NL__2PRFIN20041121_154757_000000442032_00183_14265_6365.N1	21-NOV-2004 15:47:57	Bright	43.500	146	25Eta Tau	2.8730	15200.	87	14265	No
286	GOM_NL__2PRFIN20041121_155022_000000382032_00183_14265_6366.N1	21-NOV-2004 15:50:22	Bright	38.000	173	4Bet Tri	3.0040	8900.0	76	14265	No
287	GOM_NL__2PRFIN20041121_155226_000000392032_00183_14265_6367.N1	21-NOV-2004 15:52:26	Bright	38.500	73	57Gam1And	2.2600	13100.	77	14265	No
288	GOM_NL__2PRFIN20041121_155451_000000442032_00183_14265_6368.N1	21-NOV-2004 15:54:51	Bright	44.000	175	39Del Per	3.0100	19400.	88	14265	No
289	GOM_NL__2PRFIN20041121_155704_000000412032_00183_14265_6369.N1	21-NOV-2004 15:57:04	Bright	41.000	68	18Alp Cas	2.2250	4500.0	82	14265	No
290	GOM_NL__2PRFIN20041121_155817_000000392032_00183_14265_6370.N1	21-NOV-2004 15:58:17	Bright	39.000	74	11Bet Cas	2.2680	6600.0	78	14265	No
291	GOM_NL__2PRFIN20041121_160018_000000582032_00183_14265_6371.N1	21-NOV-2004 16:00:18	Bright	57.500	42	34Bet Aur	1.9000	10200.	115	14265	No
292	GOM_NL__2PRFIN20041121_160539_000000392032_00183_14265_6372.N1	21-NOV-2004 16:05:39	Bright	38.500	49	1Alp UMi	1.9900	6300.0	77	14265	No
293	GOM_NL__2PRFIN20041121_161010_000000382032_00183_14265_6373.N1	21-NOV-2004 16:10:10	Bright	38.000	60	7Bet UMi	2.0810	3950.0	76	14265	No
294	GOM_NL__2PRFIN20041121_161222_000000392032_00183_14265_6374.N1	21-NOV-2004 16:12:22	Bright	38.500	119	14Eta Dra	2.7270	4700.0	77	14265	No
295	GOM_NL__2PRFIN20041121_161437_000000422032_00183_14265_6375.N1	21-NOV-2004 16:14:37	Bright	41.500	82	48Bet UMa	2.3650	10600.	83	14265	No
296	GOM_NL__2PRFIN20041121_161606_000000412032_00183_14265_6376.N1	21-NOV-2004 16:16:06	Bright	41.000	87	64Gam UMa	2.4330	11000.	82	14265	No
297	GOM_NL__2PRFIN20041121_161851_000000502032_00183_14265_6377.N1	21-NOV-2004 16:18:51	Bright	50.000	174	52Psi UMa	3.0040	4400.0	100	14265	No
298	GOM_NL__2PRFIN20041121_162056_000000382032_00183_14265_6378.N1	21-NOV-2004 16:20:56	Bright	37.500	152	12Alp2CVn	2.8900	11000.	75	14265	No
299	GOM_NL__2PRFIN20041121_162308_000000372032_00183_14265_6379.N1	21-NOV-2004 16:23:08	Bright	37.000	83		2.3780	11000.	74	14265	No
300	GOM_NL__2PRFIN20041121_162539_000000362032_00183_14265_6380.N1	21-NOV-2004 16:25:39	Bright	36.000	3	16Alp Boo	-0.050000	4250.0	72	14265	No
301	GOM_NL__2PRFIN20041121_162817_000000572032_00183_14265_6381.N1	21-NOV-2004 16:28:17	Bright	57.000	96	68Del Leo	2.5600	9300.0	114	14265	No
302	GOM_NL__2PRFIN20041121_163109_000001042032_00183_14265_6382.N1	21-NOV-2004 16:31:09	Tw_i_and_stray	103.50	51	41Gam1Leo	2.0100	4500.0	207	14265	No
303	GOM_NL__2PRFIN20041121_163701_000001312032_00183_14265_6383.N1	21-NOV-2004 16:37:01	Straylight	131.00	22	32Alp Leo	1.3600	15200.	262	14265	No
304	GOM_NL__2PRFIN20041121_164533_000000452032_00183_14265_6384.N1	21-NOV-2004 16:45:33	Dark	44.500	64	Gam Cen	2.2000	10600.	89	14265	No
305	GOM_NL__2PRFIN20041121_164812_000000422032_00183_14265_6385.N1	21-NOV-2004 16:48:12	Dark	42.000	20	Bet Cru	1.2530	30000.	84	14265	No
306	GOM_NL__2PRFIN20041121_164920_000000482032_00184_14266_6353.N1	21-NOV-2004 16:49:20	Dark	47.500	12	Alp1Cru	0.77500	30000.	95	14266	No
307	GOM_NL__2PRFIN20041121_165142_000000402032_00184_14266_6354.N1	21-NOV-2004 16:51:42	Dark	39.500	124	The Car	2.7640	30000.	79	14266	No
308	GOM_NL__2PRFIN20041121_165559_000000502032_00184_14266_6355.N1	21-NOV-2004 16:55:59	Dark	50.000	41	Eps Car	1.8600	4100.0	100	14266	No
309	GOM_NL__2PRFIN20041121_165720_000000562032_00184_14266_6356.N1	21-NOV-2004 16:57:20	Dark	56.000	34	Gam2Vel	1.7930	23000.	112	14266	No
310	GOM_NL__2PRFIN20041121_170128_000000502032_00184_14266_6357.N1	21-NOV-2004 17:01:28	Dark	50.000	2	Alp Car	-0.73600	7000.0	100	14266	No
311	GOM_NL__2PRFIN20041121_170632_000000842032_00184_14266_6358.N1	21-NOV-2004 17:06:32	Dark	84.000	23	21Eps CMa	1.5020	26000.	168	14266	No
312	GOM_NL__2PRFIN20041121_170934_000000422032_00184_14266_6359.N1	21-NOV-2004 17:09:34	Straylight	41.500	157	The1Eri	2.9060	9300.0	83	14266	No
313	GOM_NL__2PRFIN20041121_171352_000000902032_00184_14266_6360.N1	21-NOV-2004 17:13:52	Straylight	89.500	47	2Bet CMa	1.9760	28000.	179	14266	No
314	GOM_NL__2PRFIN20041121_171641_000000502032_00184_14266_6361.N1	21-NOV-2004 17:16:41	Straylight	49.500	165	34Gam Eri	2.9500	3200.0	99	14266	No
315	GOM_NL__2PRFIN20041121_171844_000000702032_00184_14266_6362.N1	21-NOV-2004 17:18:44	Straylight	69.500	7	19Bet Ori	0.10000	14000.	139	14266	No
316	GOM_NL__2PRFIN20041121_172241_000000852032_00184_14266_6363.N1	21-NOV-2004 17:22:41	Tw_i_and_stray	84.500	30	46Eps Ori	1.6940	30000.	169	14266	No
317	GOM_NL__2PRFIN20041121_172708_000000382032_00184_14266_6364.N1	21-NOV-2004 17:27:08	Bright	37.500	105	6Bet Ari	2.6450	8900.0	75	14266	No
318	GOM_NL__2PRFIN20041121_172834_000000432032_00184_14266_6365.N1	21-NOV-2004 17:28:34	Bright	43.000	146	25Eta Tau	2.8730	15200.	86	14266	No
319	GOM_NL__2PRFIN20041121_173059_000000372032_00184_14266_6366.N1	21-NOV-2004 17:30:59	Bright	37.000	173	4Bet Tri	3.0040	8900.0	74	14266	No
320	GOM_NL__2PRFIN20041121_173303_000000392032_00184_14266_6367.N1	21-NOV-2004 17:33:03	Bright	39.000	73	57Gam1And	2.2600	13100.	78	14266	No
321	GOM_NL__2PRFIN20041121_173527_000000402032_00184_14266_6368.N1	21-NOV-2004 17:35:27	Bright	39.500	175	39Del Per	3.0100	19400.	79	14266	No
322	GOM_NL__2PRFIN20041121_173743_000000392032_00184_14266_6369.N1	21-NOV-2004 17:37:43	Bright	38.500	68	18Alp Cas	2.2250	4500.0	77	14266	No
323	GOM_NL__2PRFIN20041121_173854_000000372032_00184_14266_6370.N1	21-NOV-2004 17:38:54	Bright	37.000	74	11Bet Cas	2.2680	6600.0	74	14266	No
324	GOM_NL__2PRFIN20041121_174052_000000562032_00184_14266_6371.N1	21-NOV-2004 17:40:52	Bright	56.000	42	34Bet Aur	1.9000	10200.	112	14266	No
325	GOM_NL__2PRFIN20041121_174615_000000382032_00184_14266_6372.N1	21-NOV-2004 17:46:15	Bright	38.000	49	1Alp UMi	1.9900	6300.0	76	14266	No
326	GOM_NL__2PRFIN20041121_175047_000000382032_00184_14266_6373.N1	21-NOV-2004 17:50:47	Bright	38.000	60	7Bet UMi	2.0810	3950.0	76	14266	No
327	GOM_NL__2PRFIN20041121_175258_000000372032_00184_14266_6374.N1	21-NOV-2004 17:52:58	Bright	36.500	119	14Eta Dra	2.7270	4700.0	73	14266	No
328	GOM_NL__2PRFIN20041121_175512_000000452032_00184_14266_6375.N1	21-NOV-2004 17:55:12	Bright	44.500	82	48Bet UMa	2.3650	10600.	89	14266	No
329	GOM_NL__2PRFIN20041121_175641_000000432032_00184_14266_6376.N1	21-NOV-2004 17:56:41	Bright	43.000	87	64Gam UMa	2.4330	11000.	86	14266	No
330	GOM_NL__2PRFIN20041121_175926_000000512032_00184_14266_6377.N1	21-NOV-2004 17:59:26	Bright	51.000	174	52Psi UMa	3.0040	4400.0	102	14266	No
331	GOM_NL__2PRFIN20041121_180132_000000382032_00184_14266_6378.N1	21-NOV-2004 18:01:32	Bright	38.000	152	12Alp2CVn	2.8900	11000.	76	14266	No
332	GOM_NL__2PRFIN20041121_180346_000000362032_00184_14266_6379.N1	21-NOV-2004 18:03:46	Bright	35.500	83		2.3780	11000.	71	14266	No
333	GOM_NL__2PRFIN20041121_180616_000000362032_00184_14266_6380.N1	21-NOV-2004 18:06:16	Bright	35.500	3	16Alp Boo	-0.050000	4250.0	71	14266	No
334	GOM_NL__2PRFIN20041121_180854_000000582032_00184_14266_6381.N1	21-NOV-2004 18:08:54	Bright	58.000	96	68Del Leo	2.5600	9300.0	116	14266	No
335	GOM_NL__2PRFIN20041121_181146_000001082032_00184_14266_6382.N1	21-NOV-2004 18:11:46	Tw_i_and_stray	107.50	51	41Gam1Leo	2.0100	4500.0	215	14266	No
336	GOM_NL__2PRFIN20041121_181740_000001452032_00184_14266_6383.N1	21-NOV-2004 18:17:40	Straylight	145.00	22	32Alp Leo	1.3600	15200.	290	14266	No
337	GOM_NL__2PRFIN20041121_182610_000000442032_00184_14266_6384.N1	21-NOV-2004 18:26:10	Dark	43.500	64	Gam Cen	2.2000	10600.	87	14266	No



338	GOM_NL__2PRFIN20041121_182849_000000392032_00184_14266_6385.N1	21-NOV-2004 18:28:49	Dark	38.500	20	Bet Cru	1.2530	30000.	77	14266	No
339	GOM_NL__2PRFIN20041121_182957_000000502032_00185_14267_6353.N1	21-NOV-2004 18:29:57	Dark	49.500	12	Alp1Cru	0.77500	30000.	99	14267	No
340	GOM_NL__2PRFIN20041121_183219_000000402032_00185_14267_6354.N1	21-NOV-2004 18:32:19	Dark	39.500	124	The Car	2.7640	30000.	79	14267	No
341	GOM_NL__2PRFIN20041121_183635_000000442032_00185_14267_6355.N1	21-NOV-2004 18:36:35	Dark	43.500	41	Eps Car	1.8600	4100.0	87	14267	No
342	GOM_NL__2PRFIN20041121_183757_000000542032_00185_14267_6356.N1	21-NOV-2004 18:37:57	Dark	54.000	34	Gam2Vel	1.7930	23000.	108	14267	No
343	GOM_NL__2PRFIN20041121_184205_000000552032_00185_14267_6357.N1	21-NOV-2004 18:42:05	Dark	54.500	2	Alp Car	-0.73600	7000.0	109	14267	No
344	GOM_NL__2PRFIN20041121_184708_000000802032_00185_14267_6358.N1	21-NOV-2004 18:47:08	Dark	79.500	23	21Eps CMa	1.5020	26000.	159	14267	No
345	GOM_NL__2PRFIN20041121_185010_000000432032_00185_14267_6359.N1	21-NOV-2004 18:50:10	Straylight	42.500	157	The1Eri	2.9060	9300.0	85	14267	No
346	GOM_NL__2PRFIN20041121_185428_000000882032_00185_14267_6360.N1	21-NOV-2004 18:54:28	Straylight	88.000	47	2Bet CMa	1.9760	28000.	176	14267	No
347	GOM_NL__2PRFIN20041121_185717_000000532032_00185_14267_6361.N1	21-NOV-2004 18:57:17	Straylight	52.500	165	34Gam Eri	2.9500	3200.0	105	14267	No
348	GOM_NL__2PRFIN20041121_185919_000000722032_00185_14267_6362.N1	21-NOV-2004 18:59:19	Straylight	72.000	7	19Bet Ori	0.10000	14000.	144	14267	No
349	GOM_NL__2PRFIN20041121_190316_000000892032_00185_14267_6363.N1	21-NOV-2004 19:03:16	Tw_i_and_stray	89.000	30	46Eps Ori	1.6940	30000.	178	14267	No
350	GOM_NL__2PRFIN20041121_190745_000000392032_00185_14267_6364.N1	21-NOV-2004 19:07:45	Bright	38.500	105	6Bet Ari	2.6450	8900.0	77	14267	No
351	GOM_NL__2PRFIN20041121_190910_000000432032_00185_14267_6365.N1	21-NOV-2004 19:09:10	Bright	42.500	146	25Eta Tau	2.8730	15200.	85	14267	No
352	GOM_NL__2PRFIN20041121_191135_000000372032_00185_14267_6366.N1	21-NOV-2004 19:11:35	Bright	37.000	173	4Bet Tri	3.0040	8900.0	74	14267	No
353	GOM_NL__2PRFIN20041121_191339_000000382032_00185_14267_6367.N1	21-NOV-2004 19:13:39	Bright	37.500	73	57Gam1And	2.2600	13100.	75	14267	No
354	GOM_NL__2PRFIN20041121_191603_000000392032_00185_14267_6368.N1	21-NOV-2004 19:16:03	Bright	39.000	175	39Del Per	3.0100	19400.	78	14267	No
355	GOM_NL__2PRFIN20041121_191819_000000382032_00185_14267_6369.N1	21-NOV-2004 19:18:19	Bright	38.000	68	18Alp Cas	2.2250	4500.0	76	14267	No
356	GOM_NL__2PRFIN20041121_191931_000000392032_00185_14267_6370.N1	21-NOV-2004 19:19:31	Bright	39.000	74	11Bet Cas	2.2680	6600.0	78	14267	No
357	GOM_NL__2PRFIN20041121_192126_000000572032_00185_14267_6371.N1	21-NOV-2004 19:21:26	Bright	56.500	42	34Bet Aur	1.9000	10200.	113	14267	No
358	GOM_NL__2PRFIN20041121_192652_000000392032_00185_14267_6372.N1	21-NOV-2004 19:26:52	Bright	38.500	49	1Alp UMi	1.9900	6300.0	77	14267	No
359	GOM_NL__2PRFIN20041121_193123_000000392032_00185_14267_6373.N1	21-NOV-2004 19:31:23	Bright	38.500	60	7Bet UMi	2.0810	3950.0	77	14267	No
360	GOM_NL__2PRFIN20041121_193335_000000362032_00185_14267_6374.N1	21-NOV-2004 19:33:35	Bright	35.500	119	14Eta Dra	2.7270	4700.0	71	14267	No
361	GOM_NL__2PRFIN20041121_193548_000000432032_00185_14267_6375.N1	21-NOV-2004 19:35:48	Bright	42.500	82	48Bet UMa	2.3650	10600.	85	14267	No
362	GOM_NL__2PRFIN20041121_193717_000000422032_00185_14267_6376.N1	21-NOV-2004 19:37:17	Bright	41.500	87	64Gam UMa	2.4330	11000.	83	14267	No
363	GOM_NL__2PRFIN20041121_194002_000000512032_00185_14267_6377.N1	21-NOV-2004 19:40:02	Bright	50.500	174	52Psi UMa	3.0040	4400.0	101	14267	No
364	GOM_NL__2PRFIN20041121_194208_000000382032_00185_14267_6378.N1	21-NOV-2004 19:42:08	Bright	38.000	152	12Alp2CVn	2.8900	11000.	76	14267	No
365	GOM_NL__2PRFIN20041121_194422_000000372032_00185_14267_6379.N1	21-NOV-2004 19:44:22	Bright	36.500	83		2.3780	11000.	73	14267	No
366	GOM_NL__2PRFIN20041121_194652_000000362032_00185_14267_6380.N1	21-NOV-2004 19:46:52	Bright	35.500	3	16Alp Boo	-0.050000	4250.0	71	14267	No
367	GOM_NL__2PRFIN20041121_194927_000000672032_00185_14267_6381.N1	21-NOV-2004 19:49:27	Bright	67.000	96	68Del Leo	2.5600	9300.0	134	14267	No
368	GOM_NL__2PRFIN20041121_195223_000001082032_00185_14267_6382.N1	21-NOV-2004 19:52:23	Tw_i_and_stray	108.00	51	41Gam1Leo	2.0100	4500.0	216	14267	No
369	GOM_NL__2PRFIN20041121_195818_000001402032_00185_14267_6383.N1	21-NOV-2004 19:58:18	Straylight	140.00	22	32Alp Leo	1.3600	15200.	280	14267	No
370	GOM_NL__2PRFIN20041121_200646_000000382032_00185_14267_6384.N1	21-NOV-2004 20:06:46	Dark	37.500	64	Gam Cen	2.2000	10600.	75	14267	No
371	GOM_NL__2PRFIN20041121_200925_000000412032_00185_14267_6385.N1	21-NOV-2004 20:09:25	Dark	40.500	20	Bet Cru	1.2530	30000.	81	14267	No
372	GOM_NL__2PRFIN20041121_201034_000000412032_00186_14268_6353.N1	21-NOV-2004 20:10:34	Dark	41.000	12	Alp1Cru	0.77500	30000.	82	14268	No
373	GOM_NL__2PRFIN20041121_201255_000000402032_00186_14268_6354.N1	21-NOV-2004 20:12:55	Dark	39.500	124	The Car	2.7640	30000.	79	14268	No
374	GOM_NL__2PRFIN20041121_201712_000000462032_00186_14268_6355.N1	21-NOV-2004 20:17:12	Dark	46.000	41	Eps Car	1.8600	4100.0	92	14268	No
375	GOM_NL__2PRFIN20041121_201834_000000532032_00186_14268_6356.N1	21-NOV-2004 20:18:34	Dark	53.000	34	Gam2Vel	1.7930	23000.	106	14268	No
376	GOM_NL__2PRFIN20041121_202241_000000602032_00186_14268_6357.N1	21-NOV-2004 20:22:41	Dark	60.000	2	Alp Car	-0.73600	7000.0	120	14268	No
377	GOM_NL__2PRFIN20041121_202745_000000812032_00186_14268_6358.N1	21-NOV-2004 20:27:45	Dark	80.500	23	21Eps CMa	1.5020	26000.	161	14268	No
378	GOM_NL__2PRFIN20041121_203047_000000422032_00186_14268_6359.N1	21-NOV-2004 20:30:47	Straylight	41.500	157	The1Eri	2.9060	9300.0	83	14268	No
379	GOM_NL__2PRFIN20041121_203505_000000892032_00186_14268_6360.N1	21-NOV-2004 20:35:05	Straylight	89.000	47	2Bet CMa	1.9760	28000.	178	14268	No
380	GOM_NL__2PRFIN20041121_203753_000000512032_00186_14268_6361.N1	21-NOV-2004 20:37:53	Straylight	50.500	165	34Gam Eri	2.9500	3200.0	101	14268	No
381	GOM_NL__2PRFIN20041121_203954_000000732032_00186_14268_6362.N1	21-NOV-2004 20:39:54	Straylight	73.000	7	19Bet Ori	0.10000	14000.	146	14268	No
382	GOM_NL__2PRFIN20041121_204351_000000832032_00186_14268_6363.N1	21-NOV-2004 20:43:51	Tw_i_and_stray	83.000	30	46Eps Ori	1.6940	30000.	166	14268	No
383	GOM_NL__2PRFIN20041121_204821_000000372032_00186_14268_6364.N1	21-NOV-2004 20:48:21	Bright	37.000	105	6Bet Ari	2.6450	8900.0	74	14268	No
384	GOM_NL__2PRFIN20041121_204945_000000422032_00186_14268_6365.N1	21-NOV-2004 20:49:45	Bright	42.000	146	25Eta Tau	2.8730	15200.	84	14268	No
385	GOM_NL__2PRFIN20041121_205211_000000362032_00186_14268_6366.N1	21-NOV-2004 20:52:11	Bright	36.000	173	4Bet Tri	3.0040	8900.0	72	14268	No
386	GOM_NL__2PRFIN20041121_205415_000000362032_00186_14268_6367.N1	21-NOV-2004 20:54:15	Bright	36.000	73	57Gam1And	2.2600	13100.	72	14268	No
387	GOM_NL__2PRFIN20041121_205639_000000382032_00186_14268_6368.N1	21-NOV-2004 20:56:39	Bright	38.000	175	39Del Per	3.0100	19400.	76	14268	No
388	GOM_NL__2PRFIN20041121_205855_000000402032_00186_14268_6369.N1	21-NOV-2004 20:58:55	Bright	40.000	68	18Alp Cas	2.2250	4500.0	80	14268	No
389	GOM_NL__2PRFIN20041121_210007_000000392032_00186_14268_6370.N1	21-NOV-2004 21:00:07	Bright	38.500	74	11Bet Cas	2.2680	6600.0	77	14268	No
390	GOM_NL__2PRFIN20041121_210202_000000572032_00186_14268_6371.N1	21-NOV-2004 21:02:02	Bright	57.000	42	34Bet Aur	1.9000	10200.	114	14268	No
391	GOM_NL__2PRFIN20041121_210728_000000382032_00186_14268_6372.N1	21-NOV-2004 21:07:28	Bright	37.500	49	1Alp UMi	1.9900	6300.0	75	14268	No
392	GOM_NL__2PRFIN20041121_211159_000000362032_00186_14268_6373.N1	21-NOV-2004 21:11:59	Bright	36.000	60	7Bet UMi	2.0810	3950.0	72	14268	No
393	GOM_NL__2PRFIN20041121_211412_000000382032_00186_14268_6374.N1	21-NOV-2004 21:14:12	Bright	37.500	119	14Eta Dra	2.7270	4700.0	75	14268	No
394	GOM_NL__2PRFIN20041121_211623_000000462032_00186_14268_6375.N1	21-NOV-2004 21:16:23	Bright	46.000	82	48Bet UMa	2.3650	10600.	92	14268	No
395	GOM_NL__2PRFIN20041121_211753_000000422032_00186_14268_6376.N1	21-NOV-2004 21:17:53	Bright	41.500	87	64Gam UMa	2.4330	11000.	83	14268	No
396	GOM_NL__2PRFIN20041121_212038_000000502032_00186_14268_6377.N1	21-NOV-2004 21:20:38	Bright	50.000	174	52Psi UMa	3.0040	4400.0	100	14268	No

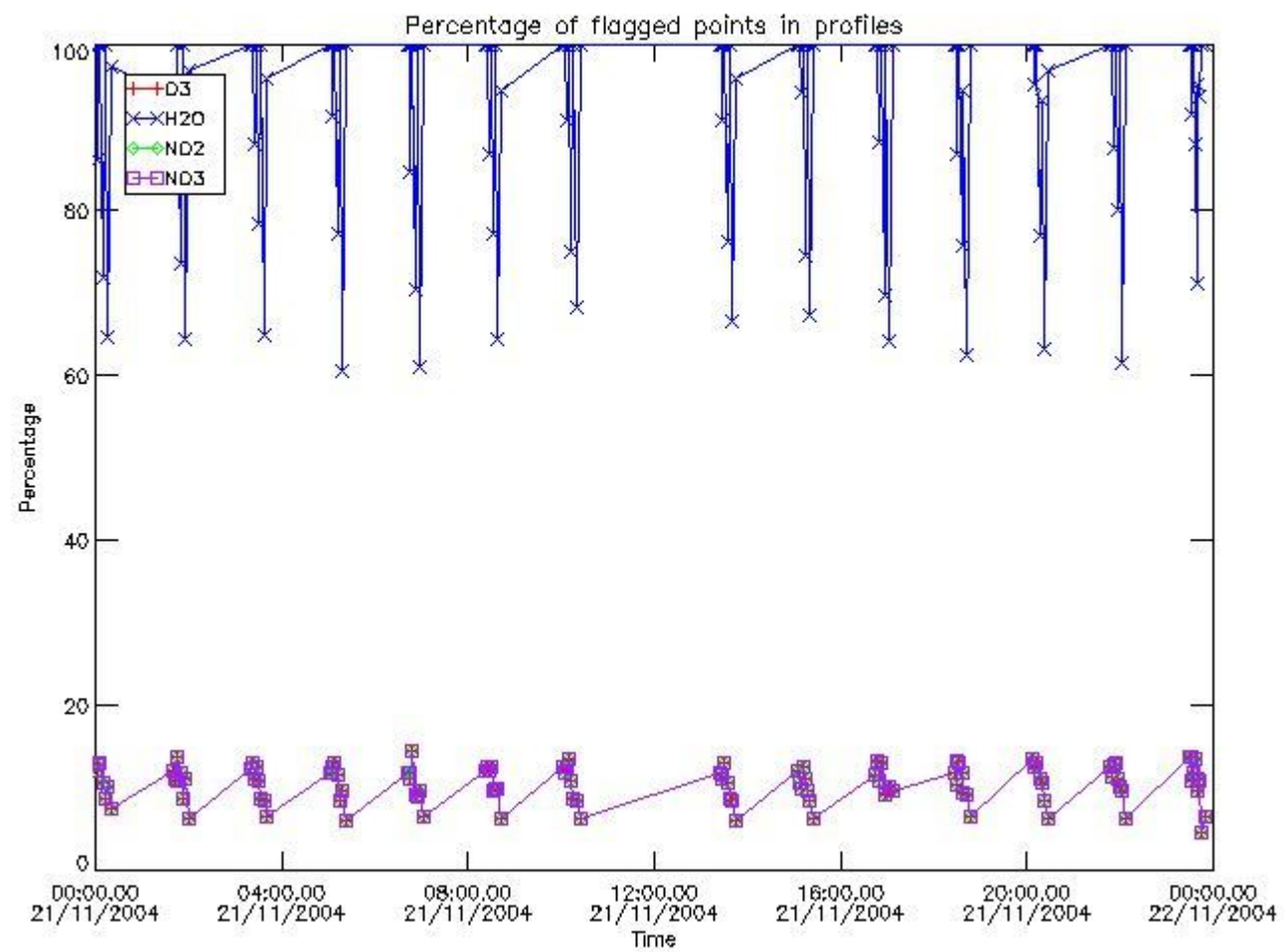


397	GOM_NL__2PRFIN20041121_212244_000000552032_00186_14268_6378.N1	21-NOV-2004 21:22:44	Bright	55.000	152	12Alp2CVn	2.8900	11000.	110	14268	No
398	GOM_NL__2PRFIN20041121_212458_000000372032_00186_14268_6379.N1	21-NOV-2004 21:24:58	Bright	36.500	83		2.3780	11000.	73	14268	No
399	GOM_NL__2PRFIN20041121_212728_000000362032_00186_14268_6380.N1	21-NOV-2004 21:27:28	Bright	35.500	3	16Alp Boo	-0.050000	4250.0	71	14268	No
400	GOM_NL__2PRFIN20041121_213006_000000572032_00186_14268_6381.N1	21-NOV-2004 21:30:06	Bright	57.000	96	68Del Leo	2.5600	9300.0	114	14268	No
401	GOM_NL__2PRFIN20041121_213300_000001162032_00186_14268_6382.N1	21-NOV-2004 21:33:00	Twilight_and_stray	115.50	51	41Gam1Leo	2.0100	4500.0	231	14268	No
402	GOM_NL__2PRFIN20041121_213857_000001362032_00186_14268_6383.N1	21-NOV-2004 21:38:57	Straylight	136.00	22	32Alp Leo	1.3600	15200.	272	14268	No
403	GOM_NL__2PRFIN20041121_214722_000000412032_00186_14268_6384.N1	21-NOV-2004 21:47:22	Dark	41.000	64	Gam Cen	2.2000	10600.	82	14268	No
404	GOM_NL__2PRFIN20041121_215001_000000452032_00186_14268_6385.N1	21-NOV-2004 21:50:01	Dark	45.000	20	Bet Cru	1.2530	30000.	90	14268	No
405	GOM_NL__2PRFIN20041121_215109_000000442032_00187_14269_6353.N1	21-NOV-2004 21:51:09	Dark	44.000	12	Alp1Cru	0.77500	30000.	88	14269	No
406	GOM_NL__2PRFIN20041121_215330_000000402032_00187_14269_6354.N1	21-NOV-2004 21:53:30	Dark	39.500	124	The Car	2.7640	30000.	79	14269	No
407	GOM_NL__2PRFIN20041121_215748_000000462032_00187_14269_6355.N1	21-NOV-2004 21:57:48	Dark	45.500	41	Eps Car	1.8600	4100.0	91	14269	No
408	GOM_NL__2PRFIN20041121_215911_000000512032_00187_14269_6356.N1	21-NOV-2004 21:59:11	Dark	50.500	34	Gam2Vel	1.7930	23000.	101	14269	No
409	GOM_NL__2PRFIN20041121_220317_000000542032_00187_14269_6357.N1	21-NOV-2004 22:03:17	Dark	53.500	2	Alp Car	-0.73600	7000.0	107	14269	No
410	GOM_NL__2PRFIN20041121_220823_000000822032_00187_14269_6358.N1	21-NOV-2004 22:08:23	Dark	81.500	23	21Eps CMa	1.5020	26000.	163	14269	No
411	GOM_NL__2PRFIN20041121_221123_000000422032_00187_14269_6359.N1	21-NOV-2004 22:11:23	Straylight	42.000	157	The1Eri	2.9060	9300.0	84	14269	No
412	GOM_NL__2PRFIN20041121_221542_000000902032_00187_14269_6360.N1	21-NOV-2004 22:15:42	Straylight	89.500	47	2Bet CMa	1.9760	28000.	179	14269	No
413	GOM_NL__2PRFIN20041121_221829_000000512032_00187_14269_6361.N1	21-NOV-2004 22:18:29	Straylight	51.000	165	34Gam Eri	2.9500	3200.0	102	14269	No
414	GOM_NL__2PRFIN20041121_222031_000000722032_00187_14269_6362.N1	21-NOV-2004 22:20:31	Straylight	72.000	7	19Bet Ori	0.10000	14000.	144	14269	No
415	GOM_NL__2PRFIN20041121_222427_000000842032_00187_14269_6363.N1	21-NOV-2004 22:24:27	Twilight_and_stray	83.500	30	46Eps Ori	1.6940	30000.	167	14269	No
416	GOM_NL__2PRFIN20041121_222856_000000392032_00187_14269_6364.N1	21-NOV-2004 22:28:56	Bright	38.500	105	6Bet Ari	2.6450	8900.0	77	14269	No
417	GOM_NL__2PRFIN20041121_223020_000000442032_00187_14269_6365.N1	21-NOV-2004 22:30:20	Bright	44.000	146	25Eta Tau	2.8730	15200.	88	14269	No
418	GOM_NL__2PRFIN20041121_223246_000000372032_00187_14269_6366.N1	21-NOV-2004 22:32:46	Bright	36.500	173	4Bet Tri	3.0040	8900.0	73	14269	No
419	GOM_NL__2PRFIN20041121_223451_000000372032_00187_14269_6367.N1	21-NOV-2004 22:34:51	Bright	36.500	73	57Gam1And	2.2600	13100.	73	14269	No
420	GOM_NL__2PRFIN20041121_223714_000000402032_00187_14269_6368.N1	21-NOV-2004 22:37:14	Bright	39.500	175	39Del Per	3.0100	19400.	79	14269	No
421	GOM_NL__2PRFIN20041121_223929_000000412032_00187_14269_6369.N1	21-NOV-2004 22:39:29	Bright	40.500	68	18Alp Cas	2.2250	4500.0	81	14269	No
422	GOM_NL__2PRFIN20041121_224043_000000382032_00187_14269_6370.N1	21-NOV-2004 22:40:43	Bright	38.000	74	11Bet Cas	2.2680	6600.0	76	14269	No
423	GOM_NL__2PRFIN20041121_224237_000000562032_00187_14269_6371.N1	21-NOV-2004 22:42:37	Bright	55.500	42	34Bet Aur	1.9000	10200.	111	14269	No
424	GOM_NL__2PRFIN20041121_224803_000000382032_00187_14269_6372.N1	21-NOV-2004 22:48:03	Bright	38.000	49	1Alp UMi	1.9900	6300.0	76	14269	No
425	GOM_NL__2PRFIN20041121_225234_000000372032_00187_14269_6373.N1	21-NOV-2004 22:52:34	Bright	37.000	60	7Bet UMi	2.0810	3950.0	74	14269	No
426	GOM_NL__2PRFIN20041121_225448_000000362032_00187_14269_6374.N1	21-NOV-2004 22:54:48	Bright	36.000	119	14Eta Dra	2.7270	4700.0	72	14269	No
427	GOM_NL__2PRFIN20041121_225700_000000452032_00187_14269_6375.N1	21-NOV-2004 22:57:00	Bright	45.000	82	48Bet UMa	2.3650	10600.	90	14269	No
428	GOM_NL__2PRFIN20041121_225828_000000432032_00187_14269_6376.N1	21-NOV-2004 22:58:28	Bright	43.000	87	64Gam UMa	2.4330	11000.	86	14269	No
429	GOM_NL__2PRFIN20041121_230114_000000462032_00187_14269_6377.N1	21-NOV-2004 23:01:14	Bright	46.000	174	52Psi UMa	3.0040	4400.0	92	14269	No
430	GOM_NL__2PRFIN20041121_230320_000000392032_00187_14269_6378.N1	21-NOV-2004 23:03:20	Bright	38.500	152	12Alp2CVn	2.8900	11000.	77	14269	No
431	GOM_NL__2PRFIN20041121_230533_000000362032_00187_14269_6379.N1	21-NOV-2004 23:05:33	Bright	35.500	83		2.3780	11000.	71	14269	No
432	GOM_NL__2PRFIN20041121_230803_000000362032_00187_14269_6380.N1	21-NOV-2004 23:08:03	Bright	36.000	3	16Alp Boo	-0.050000	4250.0	72	14269	No
433	GOM_NL__2PRFIN20041121_231043_000000552032_00187_14269_6381.N1	21-NOV-2004 23:10:43	Bright	55.000	96	68Del Leo	2.5600	9300.0	110	14269	No
434	GOM_NL__2PRFIN20041121_231337_000001102032_00187_14269_6382.N1	21-NOV-2004 23:13:37	Twilight_and_stray	109.50	51	41Gam1Leo	2.0100	4500.0	219	14269	No
435	GOM_NL__2PRFIN20041121_231935_000001532032_00187_14269_6383.N1	21-NOV-2004 23:19:35	Straylight	152.50	22	32Alp Leo	1.3600	15200.	305	14269	No
436	GOM_NL__2PRFIN20041121_232758_000000412032_00187_14269_6384.N1	21-NOV-2004 23:27:58	Dark	41.000	64	Gam Cen	2.2000	10600.	82	14269	No
437	GOM_NL__2PRFIN20041121_233036_000000412032_00187_14269_6385.N1	21-NOV-2004 23:30:36	Dark	40.500	20	Bet Cru	1.2530	30000.	81	14269	No
438	GOM_NL__2PRFIN20041121_233145_000000482032_00188_14270_6353.N1	21-NOV-2004 23:31:45	Dark	47.500	12	Alp1Cru	0.77500	30000.	95	14270	No
439	GOM_NL__2PRFIN20041121_233405_000000432032_00188_14270_6354.N1	21-NOV-2004 23:34:05	Dark	43.000	124	The Car	2.7640	30000.	86	14270	No
440	GOM_NL__2PRFIN20041121_233659_000000382032_00188_14270_6355.N1	21-NOV-2004 23:36:59	Dark	38.000	29	Bet Car	1.6720	10200.	76	14270	No
441	GOM_NL__2PRFIN20041121_233824_000000462032_00188_14270_6356.N1	21-NOV-2004 23:38:24	Dark	45.500	41	Eps Car	1.8600	4100.0	91	14270	No
442	GOM_NL__2PRFIN20041121_233947_000000542032_00188_14270_6357.N1	21-NOV-2004 23:39:47	Dark	53.500	34	Gam2Vel	1.7930	23000.	107	14270	No
443	GOM_NL__2PRFIN20041121_234317_000000482032_00188_14270_6358.N1	21-NOV-2004 23:43:17	Dark	47.500	161	Tau Pup	2.9310	4500.0	95	14270	No
444	GOM_NL__2PRFIN20041121_234522_000001122032_00188_14270_6359.N1	21-NOV-2004 23:45:22	Dark	111.50	132	15Rho Pup	2.8030	6900.0	223	14270	No
445	GOM_NL__2PRFIN20041121_234901_000000782032_00188_14270_6360.N1	21-NOV-2004 23:49:01	Dark	78.000	23	21Eps CMa	1.5020	26000.	156	14270	No
446	GOM_NL__2PRFIN20041121_235159_000000402032_00188_14270_6361.N1	21-NOV-2004 23:51:59	Straylight	39.500	157	The1Eri	2.9060	9300.0	79	14270	No
447	GOM_NL__2PRFIN20041121_235652_000001242032_00188_14270_6362.N1	21-NOV-2004 23:56:52	Straylight	124.00	1	9Alp CMa	-1.4400	11000.	248	14270	No

### 3. Quality information per product

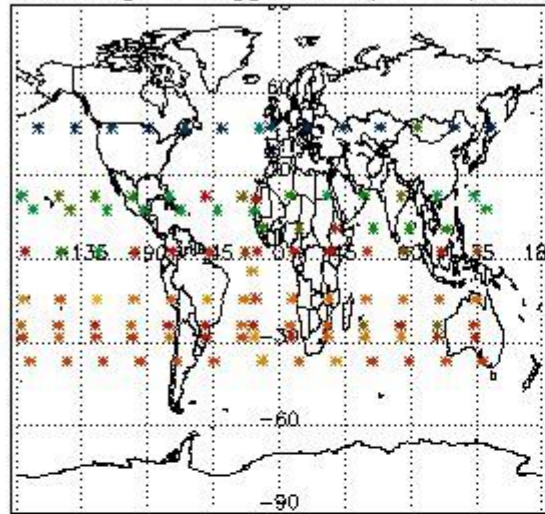
In this section it is plotted some information contained in the Quality Summary data set of the level 2 products. Only products in dark limb conditions and without errors (error flag in the MPH set to "0") are used.

3.1 Plot quality information per product (time dependant)

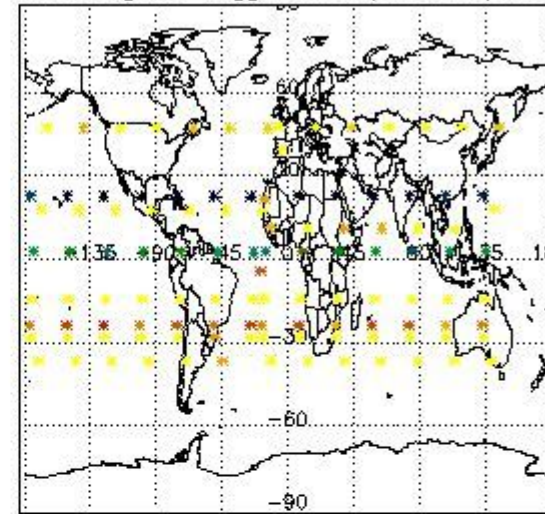


3.2 Plot quality information per product (world map)

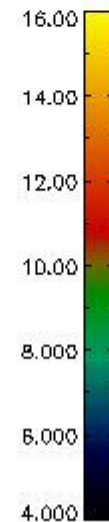
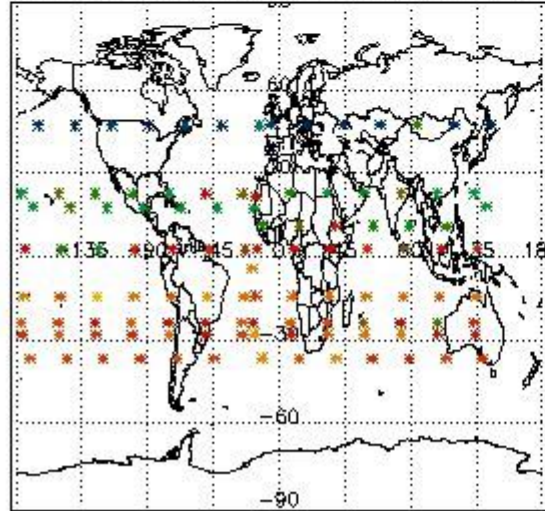
Percentage of flagged data per O3 profile



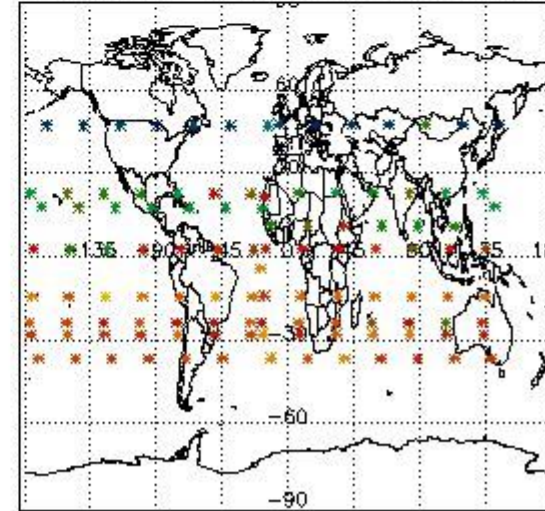
Percentage of flagged data per H2O profile



Percentage of flagged data per NO2 profile



Percentage of flagged data per NO3 profile



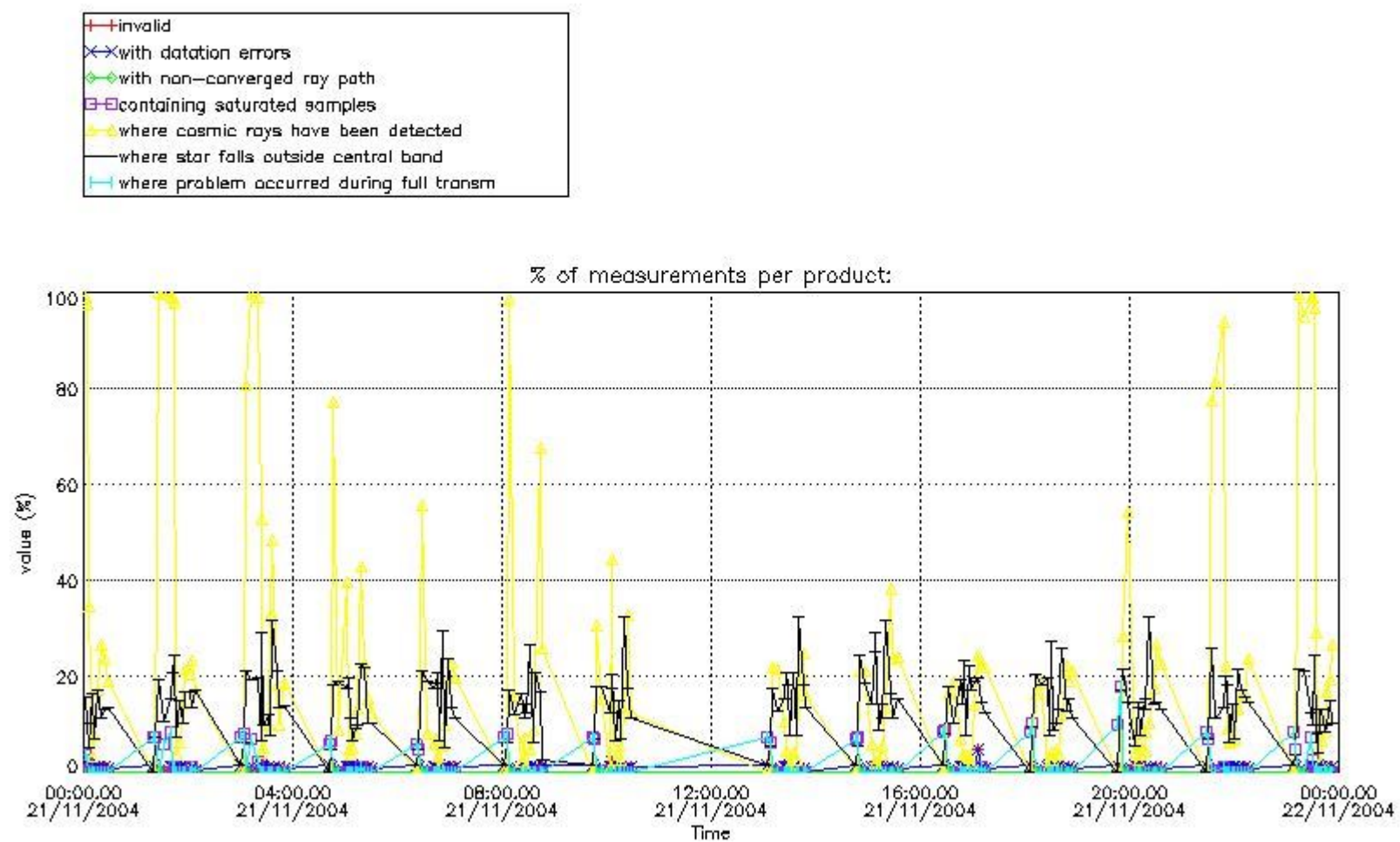
#### 4. Level 1 quality information per product

In this section it is plotted some information contained in the Quality Summary data set of the level 2 products that comes from the level 1b processing. Products without errors (error flag in the MPH set to "0") are used.

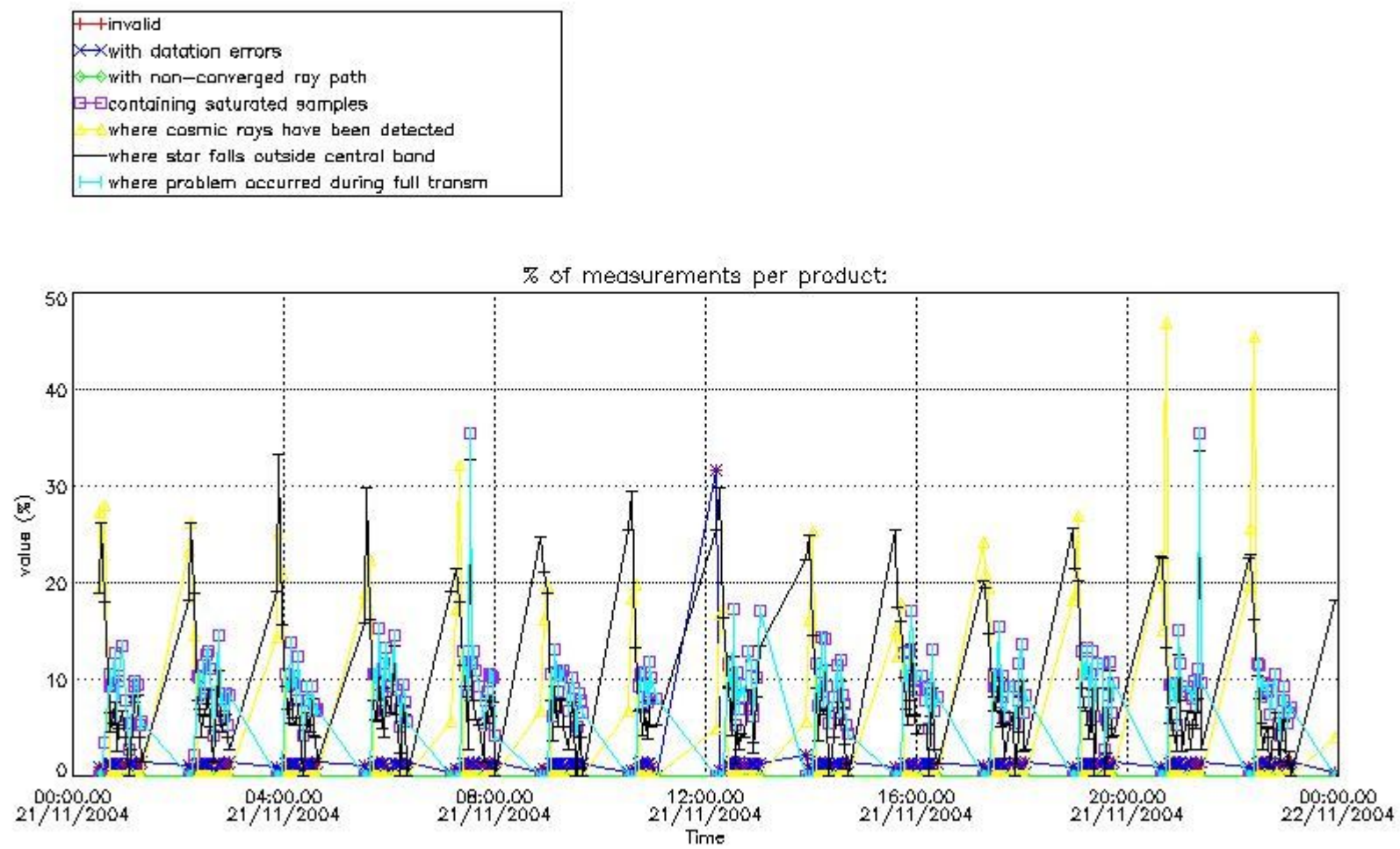
##### 4.1 Plot quality information per product (time dependant) coming from level 1b processing

###### 4.1.1 Plot level 1 quality information per product (time dependant): ENVISAT ASCENDING passes





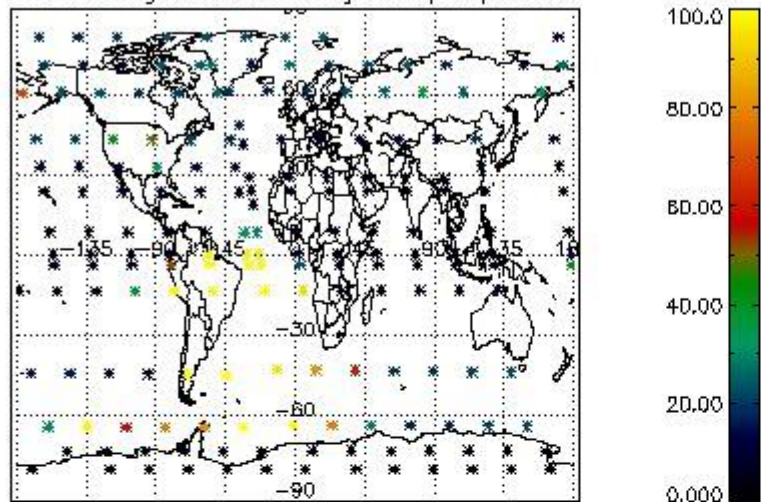
4.1.2 Plot level 1 quality information per product (time dependant): ENVI SAT DESCENDING passes



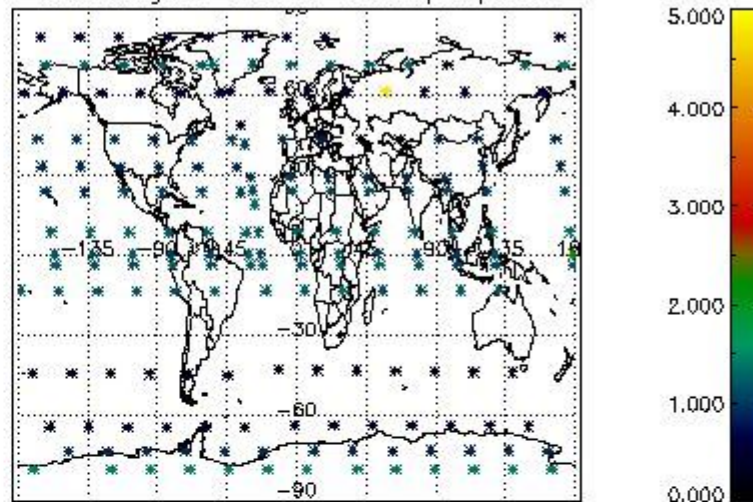
*4.2 Plot quality information per product coming from level 1b processing (world map)*

*4.2.1 Plot level 1 quality information per product (world map): ENVISAT ASCENDING passes*

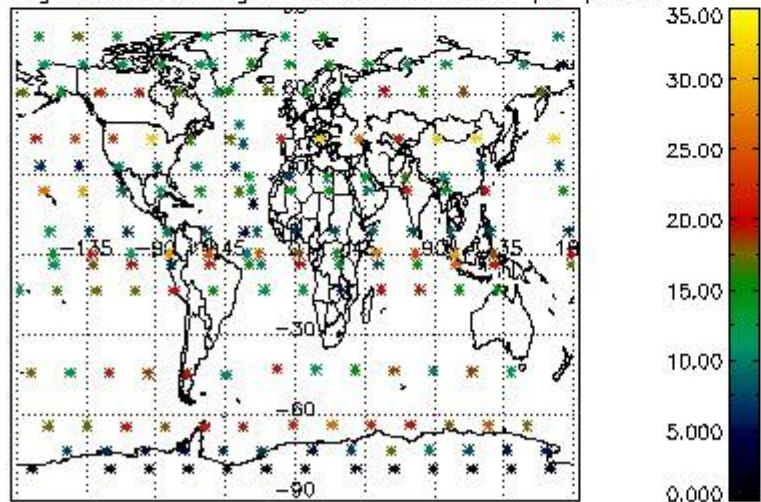
Percentage of cosmic ray hits per profile



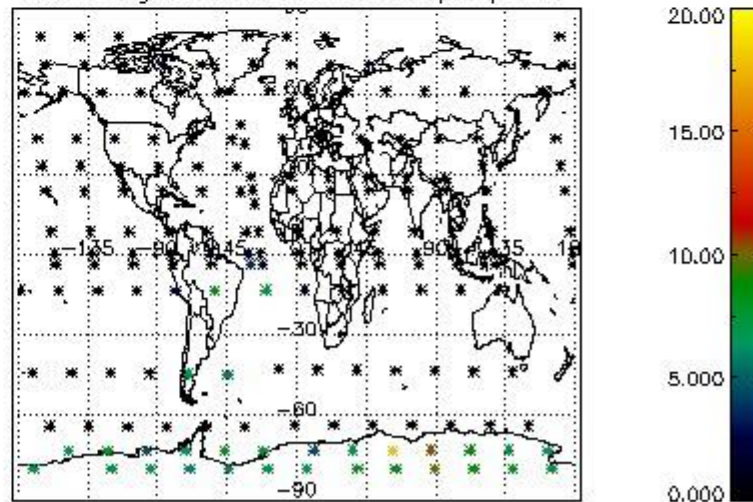
Percentage of datation errors per profile



Percentage of star falling outside central band per profile

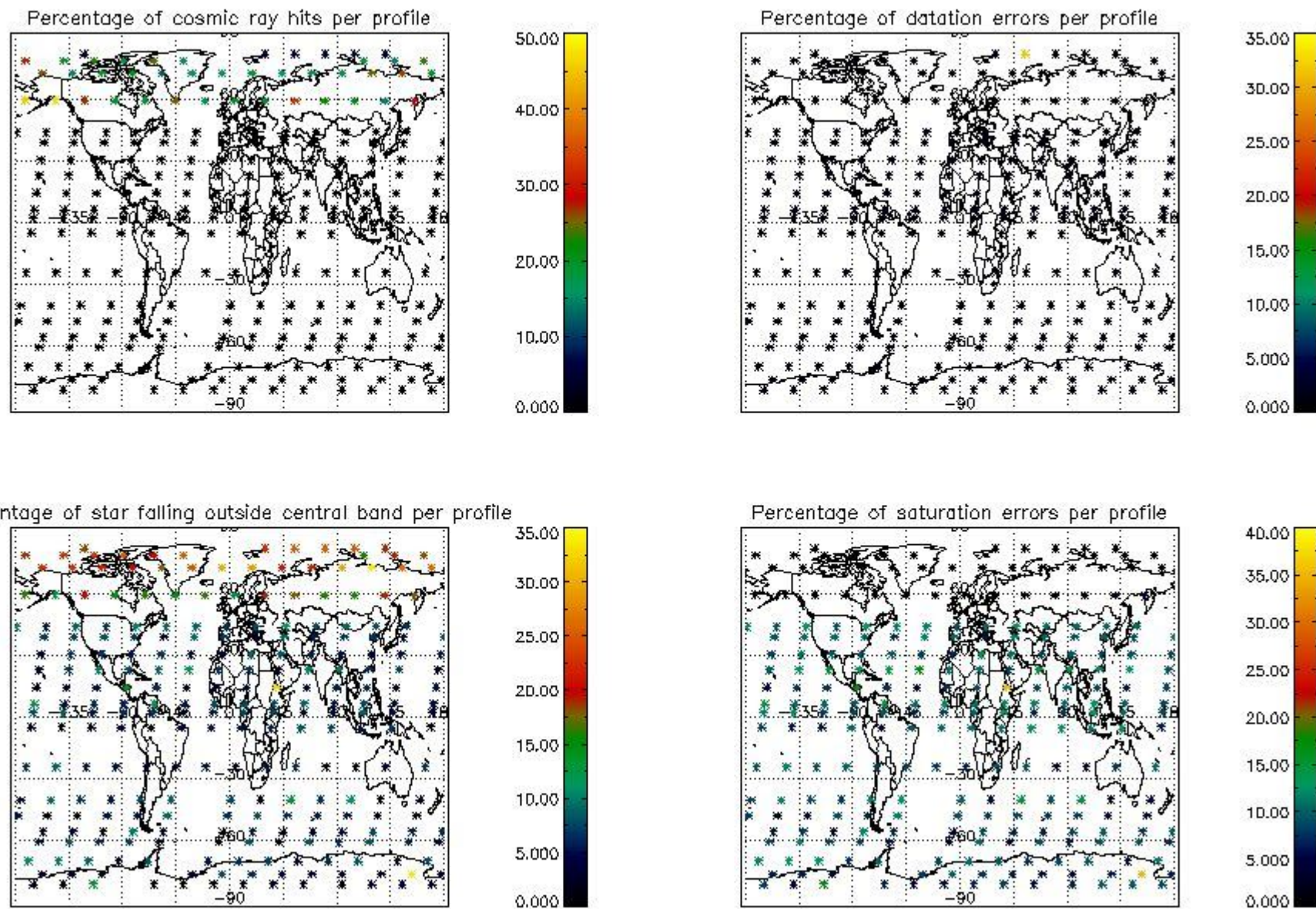


Percentage of saturation errors per profile



4.2.2 Plot level 1 quality information per product (world map): ENVISAT DESCENDING passes





## 5. Trace gas profiles

### 5.1 Ozone statistics based on quality of products

The final quality of the products can be "measured" using the STD (Standard Deviation) attached to every point profile. This information is written to the parameter GOM\_NL\_\_2P/NL\_LOCAL\_SPECIES\_DENSITY/o3\_std of the level 2 products. The table below shows the statistics for given STD ranges.

The statistics are given with respect to the overall valid production:

- Products without fatal errors: GOM\_NL\_\_2P/MPH/PRODUCT\_ERR=0
- Valid point profile: GOM\_NL\_\_2P/NL\_LOCAL\_SPECIES\_DENSITY/pcd(0)=0

The 'Criteria' is applied to valid points of dark limb products:

- Products in dark limb illumination condition: GOM\_NL\_\_2P/NL\_SUMMARY\_QUALITY/obs\_ill\_cond=0
- Products without fatal errors: GOM\_NL\_\_2P/MPH/PRODUCT\_ERR=0
- Valid point profile: GOM\_NL\_\_2P/NL\_LOCAL\_SPECIES\_DENSITY/pcd(0)=0

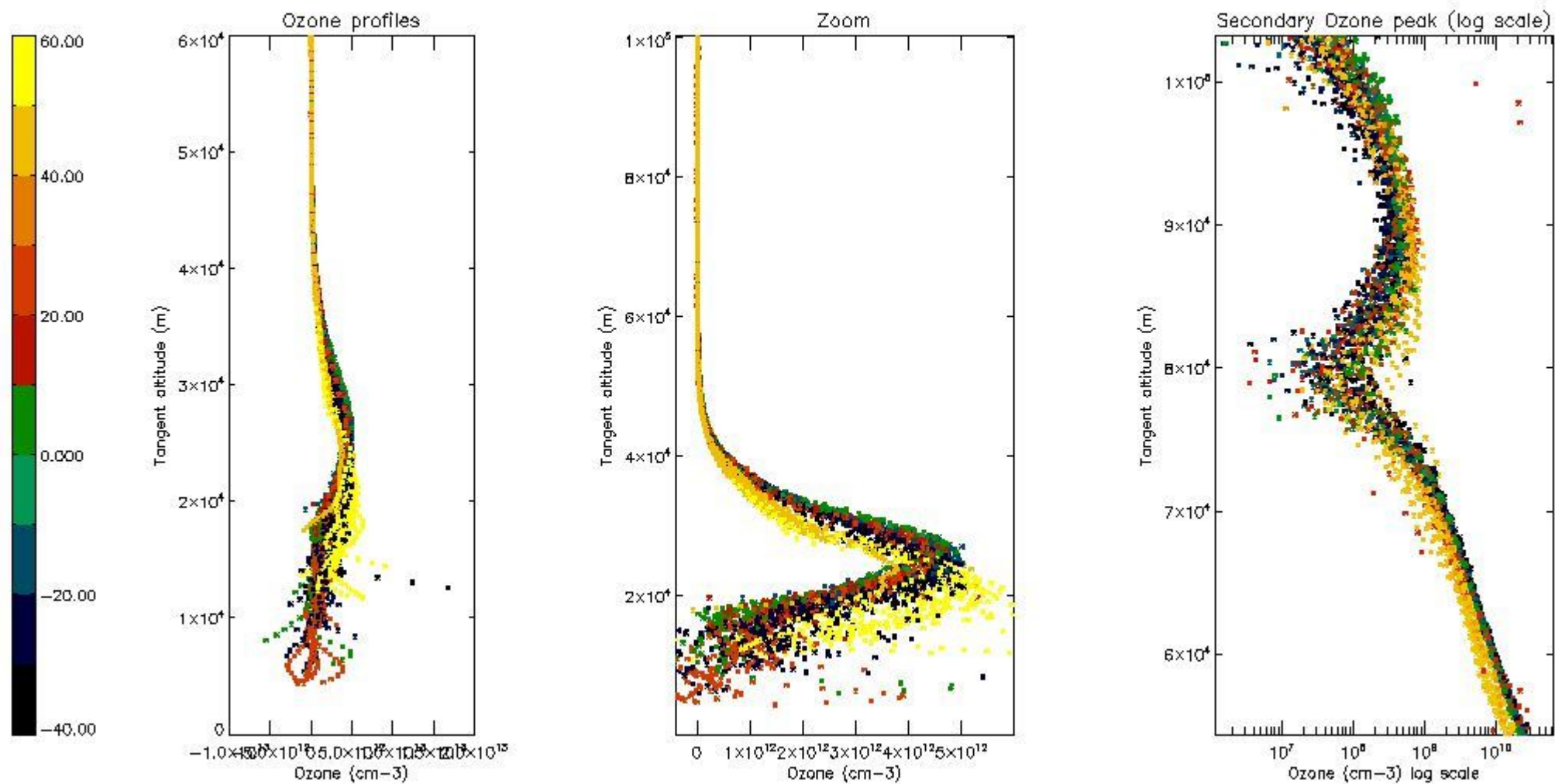
So, the table below shows the percentage of dark limb and valid observations for each criteria with respect to the overall valid daily observations.

Criteria	% of total production
All STD	25
STD < 20	17

STD < 10	15
STD < 5	12

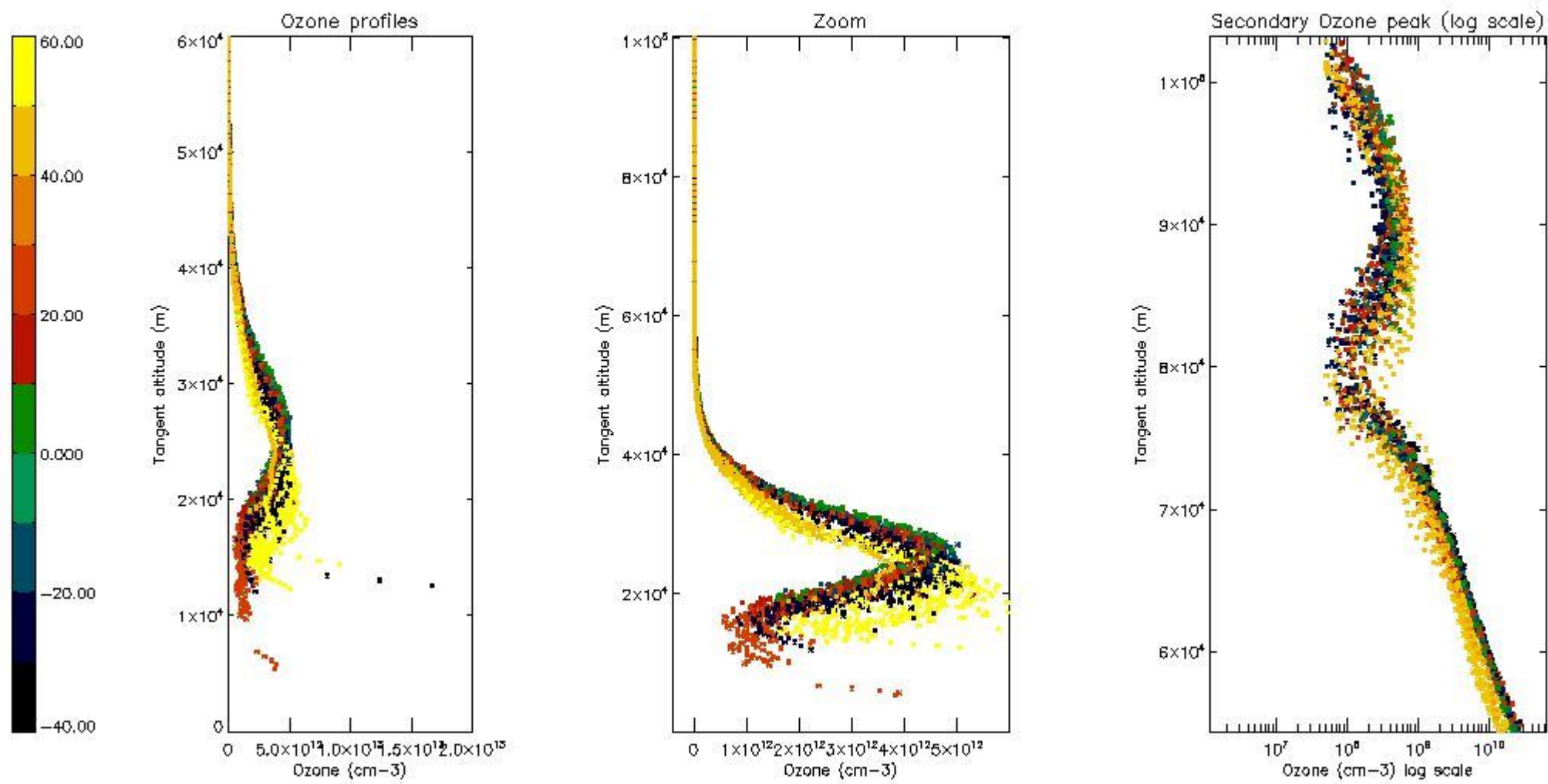
5.2 Plot ozone profiles for all STD (dark without errors)

The colorbar represents the latitude.



5.3 Plot ozone profiles where STD < 20% (dark without errors)

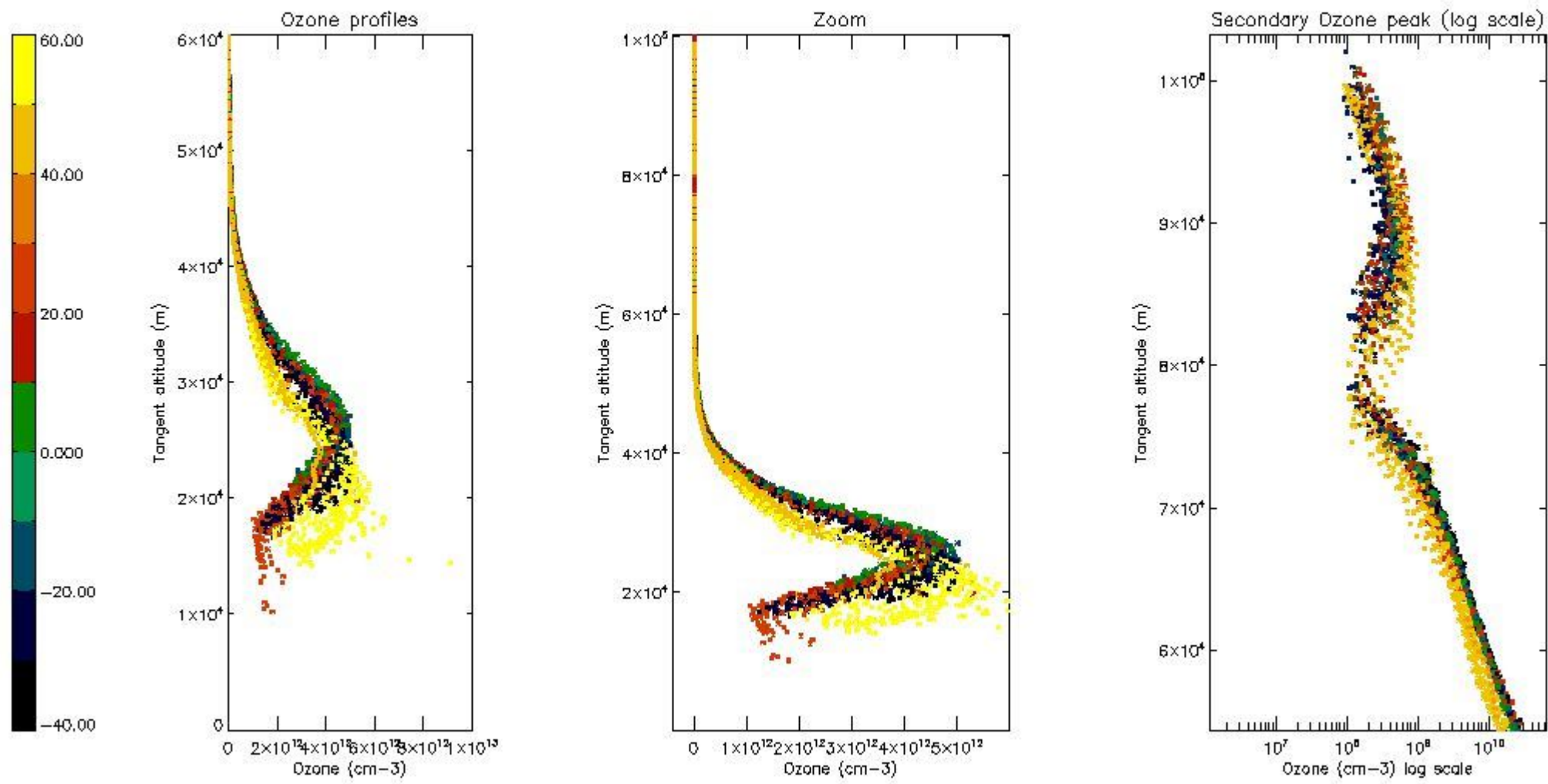
The colorbar represents the latitude.



*5.4 Plot ozone profiles where  $STD < 10\%$  (dark without errors)*

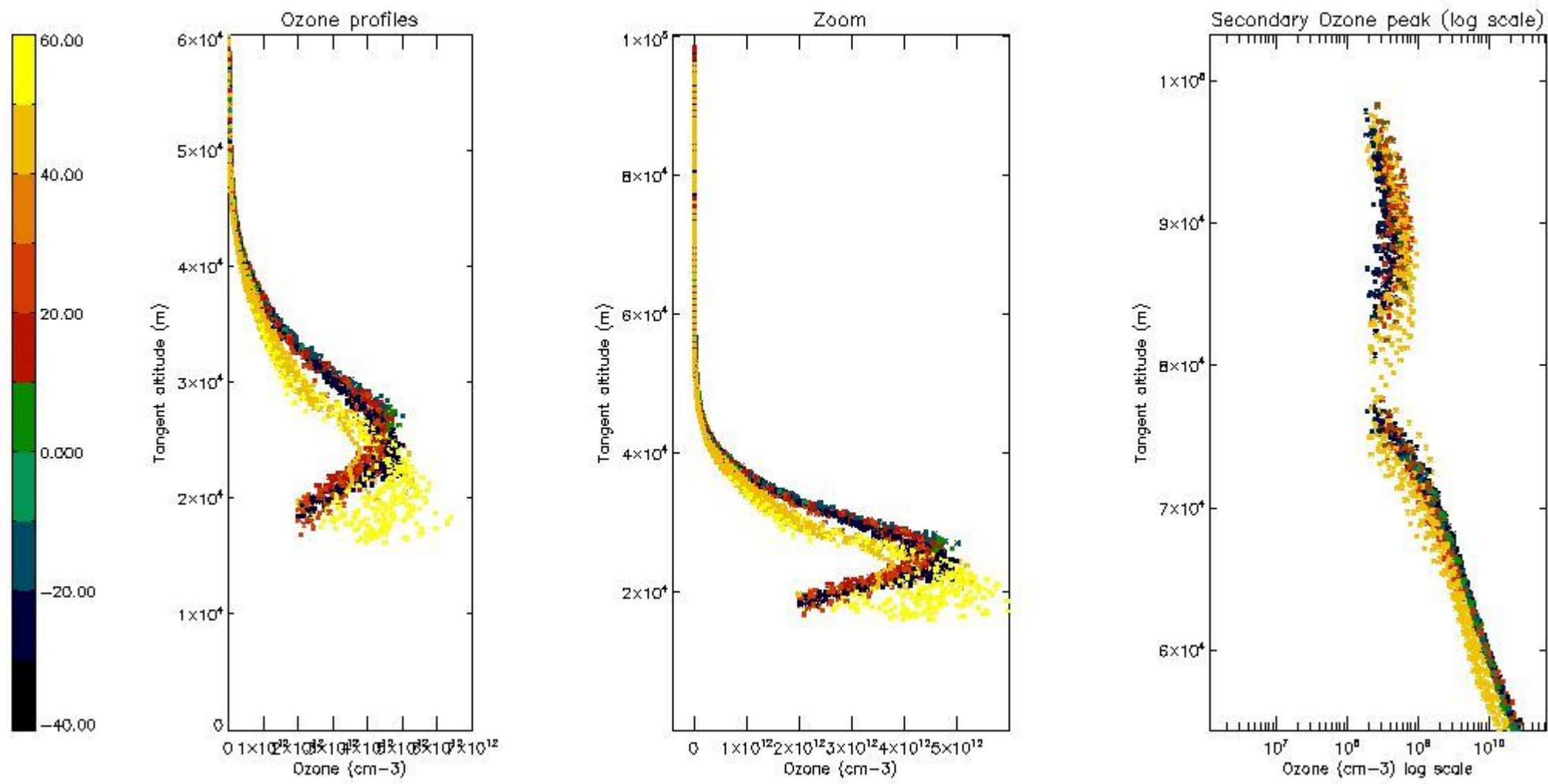
The colorbar represents the latitude.





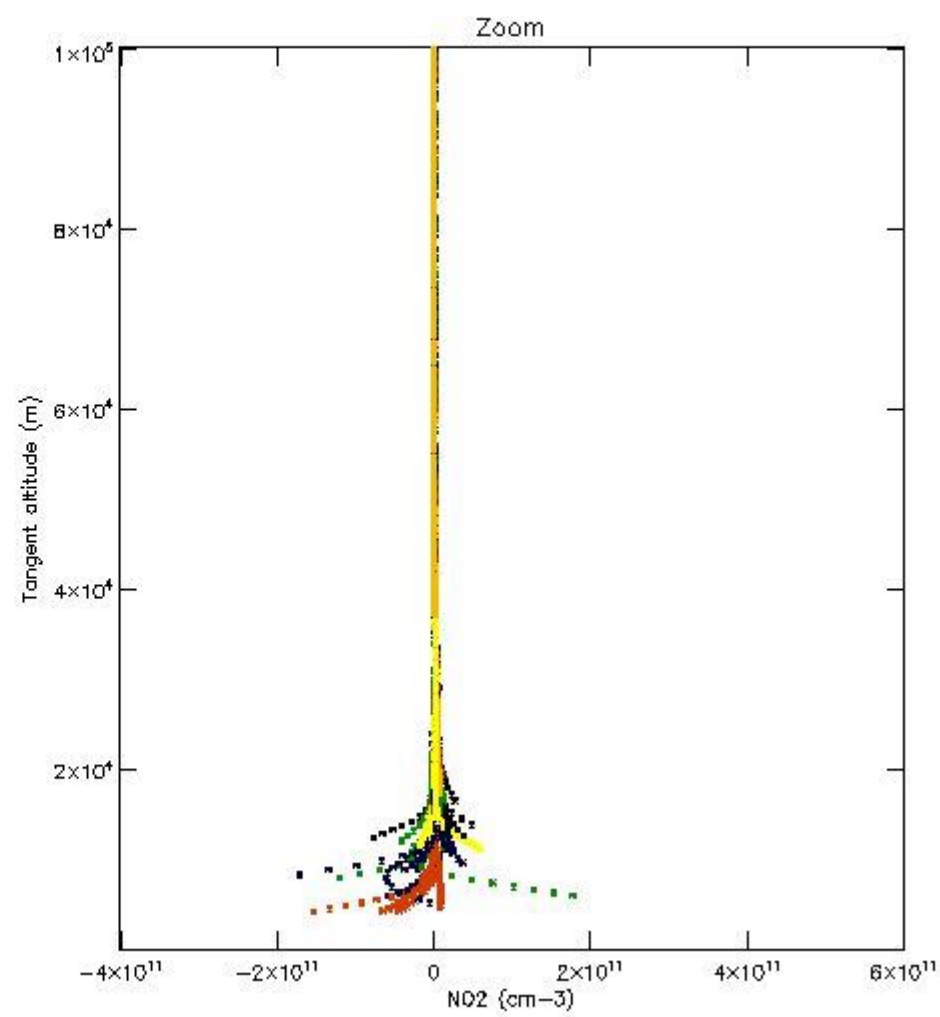
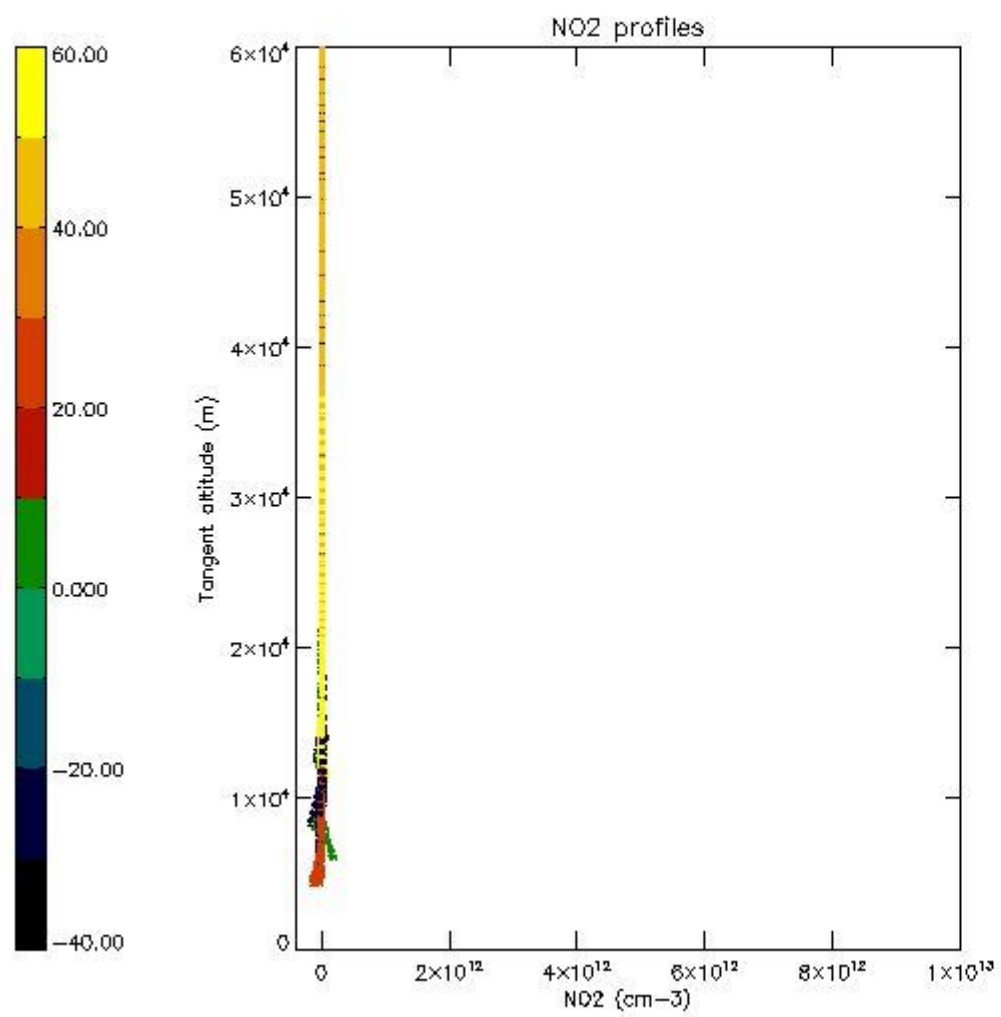
*5.5 Plot ozone profiles where STD < 5% (dark without errors)*

The colorbar represents the latitude.



*5.6 Plot NO<sub>2</sub> profiles for all STD (dark without errors)*

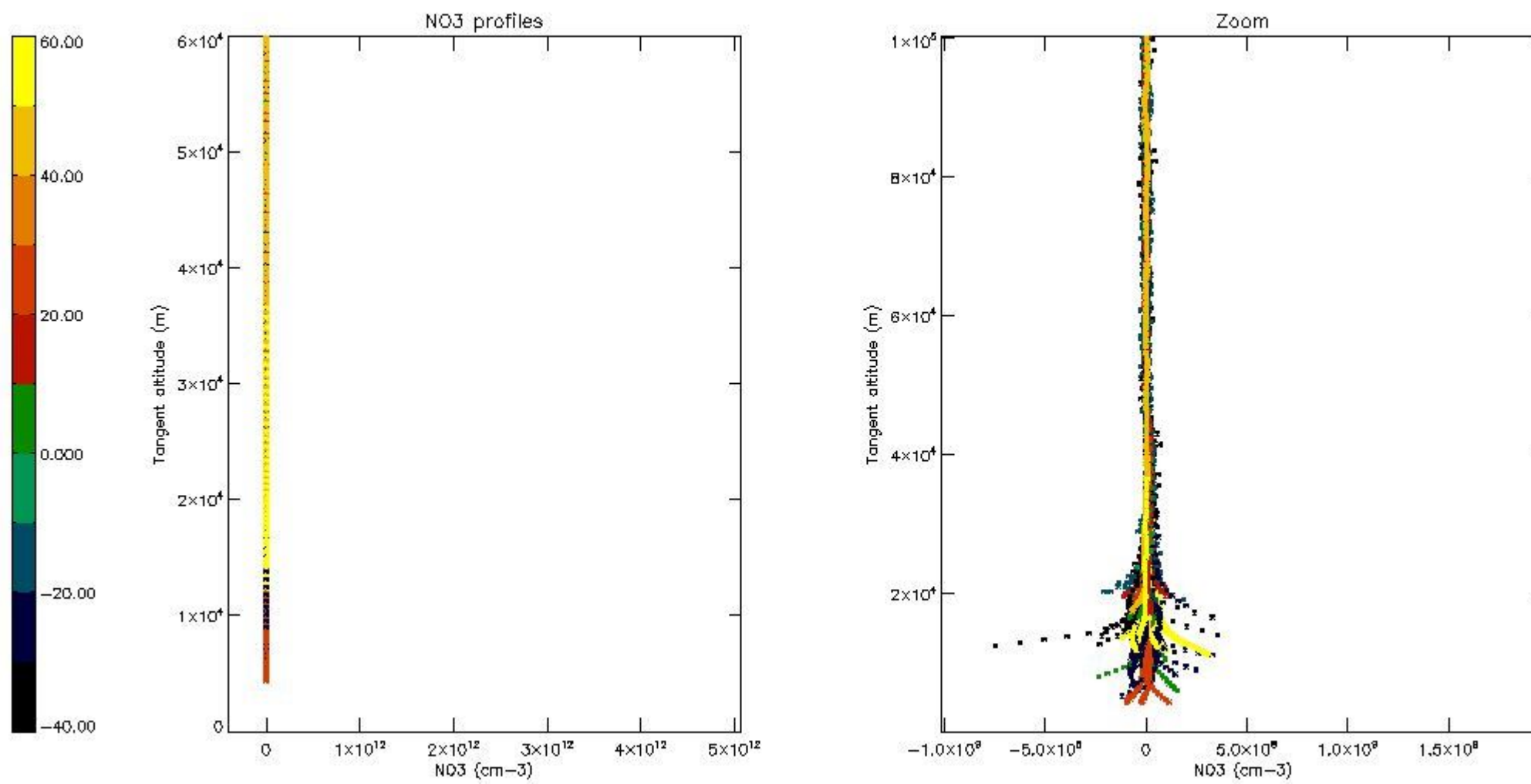
The colorbar represents the latitude.



*5.7 Plot NO3 profiles for all STD (dark without errors)*

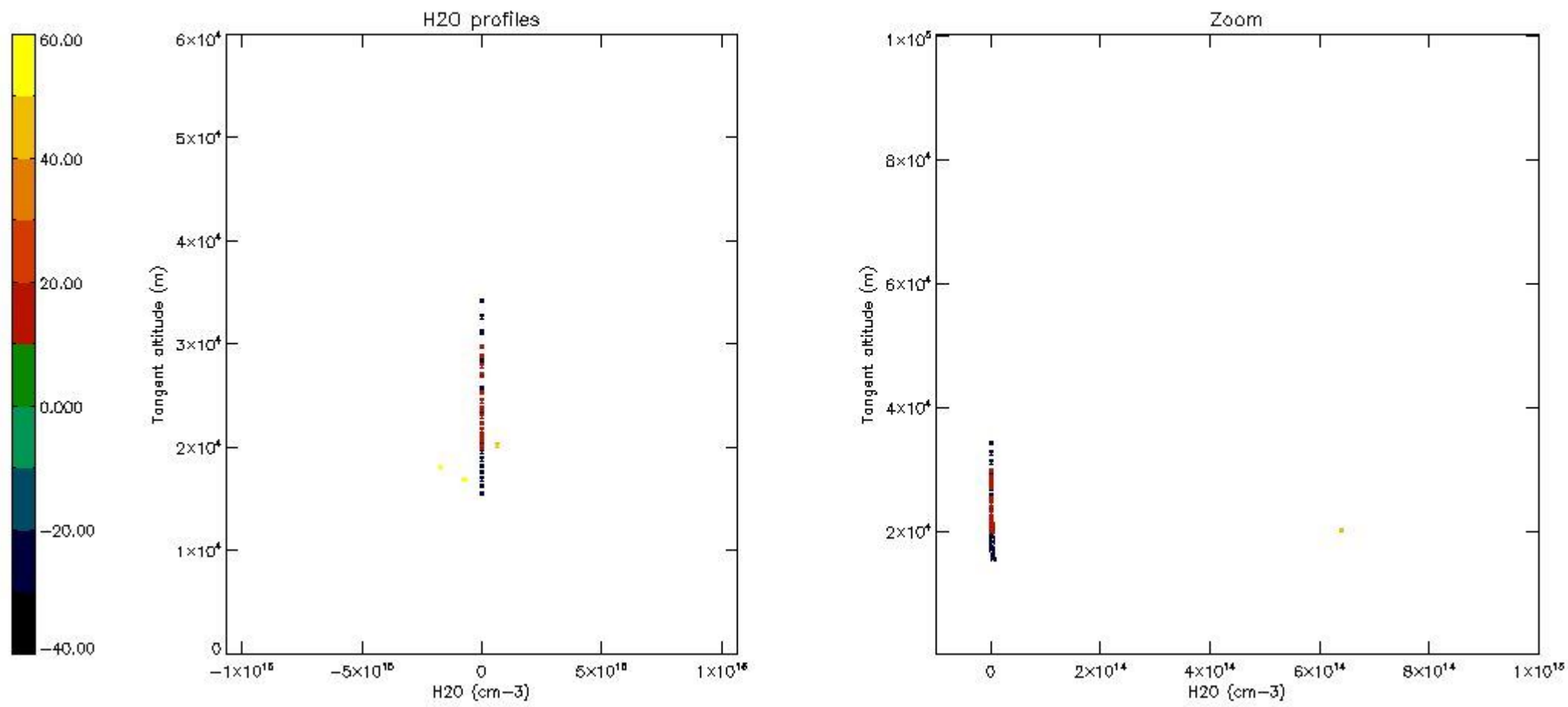
The colorbar represents the latitude.





*5.8 Plot H2O profiles for all STD (only for occultations of stars 1,2,3,4,13,14,16,26,63 dark without errors)*

The colorbar represents the latitude.



## 6. Auxiliary Data Files used for the production reported in section 2

The number reported in the third column indicates since which file (see list in section 2) the corresponding auxiliary file has been used. The fourth column is the date of those product files.

Type	Auxiliary Filename	Used since product	Used since product date
INST_PHYS_CHARACTERISTICS	GOM_INS_AXVIEC20091111_143220_20030716_120000_20500101_000000	1	21-NOV-2004 00:02:10
LEVEL-2_PROC_CONFIG	GOM_PR2_AXVIEC20091111_152718_20020301_000000_20500101_000000	1	21-NOV-2004 00:02:10
CROSS_SECTIONS_FILE	GOM_CRS_AXVIEC20091111_154832_20020301_000000_20500101_000000	1	21-NOV-2004 00:02:10

# GOMOS Level 2 Daily Report

## SUMMARY

### [1. General Info](#)

### [2. Summary of processed GOM\\_NL\\_2P products](#)

### [3. Level 2 Quality information per product](#)

#### [3.1 Plot of level 2 quality information per product \(time dependant\)](#)

#### [3.2 Plot of level 2 quality information per product \(world map\)](#)

### [4. Level 1 Quality information per product \(stored on level 2 products\)](#)

#### [4.1 Plot of level 1 quality information per product \(time dependant\)](#)

##### [4.1.1 Plot of level 1 quality information per product \(time dependant\): ASCENDING](#)

##### [4.1.2 Plot of level 1 quality information per product \(time dependant\): DESCENDING](#)

#### [4.2 Plot of level 1 quality information per product \(world map\)](#)

##### [4.2.1 Plot of level 1 quality information per product \(world map\): ASCENDING](#)

##### [4.2.2 Plot of level 1 quality information per product \(world map\): DESCENDING](#)

### [5. Ozone profiles based on quality statistics and other trace gas profiles](#)

#### [5.1 Ozone statistics based on quality of products](#)

#### [5.2 Plot ozone profiles for all STD \(dark without errors\)](#)

#### [5.3 Plot ozone profiles where STD < 20% \(dark without errors\)](#)

#### [5.4. Plot ozone profiles where STD < 10% \(dark without errors\)](#)

#### [5.5. Plot ozone profiles where STD < 5% \(dark without errors\)](#)

#### [5.6 Plot NO2 profiles for all STD \(dark without errors\)](#)

#### [5.7 Plot NO3 profiles for all STD \(dark without errors\)](#)

#### [5.8 Plot H2O profiles \(only for occultations of stars 1,2,3,4,13,14,16,26,63 dark without errors\) for all STD](#)

### [6. Auxiliary Data Files used for the production reported in section 2](#)



This report presents the daily analysis on parameters extracted from GOMOS level 2 data (GOM\_NL\_\_2P). It is intended to monitor some important parameters that will impact the quality of these products. A list of level 2 products (and content) that have arrived during the reporting day to the PCF is also given.

Item	Value
Time of report generation	19APR2013 15:46:28
Data source version	GOMOS/6.01
Start time of products	21-11-2004 (21NOV2004 00:00:00)
Stop time of products	22-11-2004 (22NOV2004 00:00:00)
Store outputs in DB	Yes
Nb of level 2 prods	447
Nb of prods with errors	0

## 2. Summary of processed GOM\_NL\_\_2P products.

Nr	Filename	UTC Start time	Limb	Duration	Star Id	Star Name	Star Mag	Star Temp	Nb Meas	Orbit	Prod. error
1	GOM_NL__2PRFIN20041121_000210_00000422032_00173_14255_6333.N1	21-NOV-2004 00:02:10	Dark	42.000	20	Bet Cru	1.2530	30000.	84	14255	No
2	GOM_NL__2PRFIN20041121_000319_00000402032_00174_14256_6583.N1	21-NOV-2004 00:03:19	Dark	40.000	12	Alp1Cru	0.77500	30000.	80	14256	No
3	GOM_NL__2PRFIN20041121_000538_00000392032_00174_14256_6584.N1	21-NOV-2004 00:05:38	Dark	39.000	124	The Car	2.7640	30000.	78	14256	No
4	GOM_NL__2PRFIN20041121_000951_00000492032_00174_14256_6585.N1	21-NOV-2004 00:09:51	Dark	48.500	41	Eps Car	1.8600	4100.0	97	14256	No
5	GOM_NL__2PRFIN20041121_001228_00000592032_00174_14256_6586.N1	21-NOV-2004 00:12:28	Dark	58.500	70	Zet Pup	2.2460	39000.	117	14256	No
6	GOM_NL__2PRFIN20041121_001522_00000502032_00174_14256_6587.N1	21-NOV-2004 00:15:22	Dark	50.000	2	Alp Car	-0.73600	7000.0	100	14256	No
7	GOM_NL__2PRFIN20041121_002024_00000762032_00174_14256_6588.N1	21-NOV-2004 00:20:24	Dark	75.500	23	21Eps CMa	1.5020	26000.	151	14256	No
8	GOM_NL__2PRFIN20041121_002333_00000422032_00174_14256_6589.N1	21-NOV-2004 00:23:33	Straylight	42.000	157	The1Eri	2.9060	9300.0	84	14256	No
9	GOM_NL__2PRFIN20041121_002752_00000902032_00174_14256_6590.N1	21-NOV-2004 00:27:52	Straylight	90.000	47	2Bet CMa	1.9760	28000.	180	14256	No
10	GOM_NL__2PRFIN20041121_003038_00000532032_00174_14256_6591.N1	21-NOV-2004 00:30:38	Straylight	53.000	165	34Gam Eri	2.9500	3200.0	106	14256	No
11	GOM_NL__2PRFIN20041121_003247_00000772032_00174_14256_6592.N1	21-NOV-2004 00:32:47	Straylight	76.500	7	19Bet Ori	0.10000	14000.	153	14256	No
12	GOM_NL__2PRFIN20041121_003651_00000892032_00174_14256_6593.N1	21-NOV-2004 00:36:51	Twilight_and_stray	89.000	30	46Eps Ori	1.6940	30000.	178	14256	No
13	GOM_NL__2PRFIN20041121_004107_00000382032_00174_14256_6594.N1	21-NOV-2004 00:41:07	Bright	38.000	105	6Bet Ari	2.6450	8900.0	76	14256	No
14	GOM_NL__2PRFIN20041121_004237_00000442032_00174_14256_6595.N1	21-NOV-2004 00:42:37	Bright	43.500	146	25Eta Tau	2.8730	15200.	87	14256	No
15	GOM_NL__2PRFIN20041121_004458_00000372032_00174_14256_6596.N1	21-NOV-2004 00:44:58	Bright	37.000	173	4Bet Tri	3.0040	8900.0	74	14256	No
16	GOM_NL__2PRFIN20041121_004702_00000402032_00174_14256_6597.N1	21-NOV-2004 00:47:02	Bright	39.500	73	57Gam1And	2.2600	13100.	79	14256	No
17	GOM_NL__2PRFIN20041121_004930_00000402032_00174_14256_6598.N1	21-NOV-2004 00:49:30	Bright	40.000	175	39Del Per	3.0100	19400.	80	14256	No
18	GOM_NL__2PRFIN20041121_005138_00000412032_00174_14256_6599.N1	21-NOV-2004 00:51:38	Bright	40.500	68	18Alp Cas	2.2250	4500.0	81	14256	No
19	GOM_NL__2PRFIN20041121_005252_00000392032_00174_14256_6600.N1	21-NOV-2004 00:52:52	Bright	38.500	74	11Bet Cas	2.2680	6600.0	77	14256	No
20	GOM_NL__2PRFIN20041121_005506_00000602032_00174_14256_6601.N1	21-NOV-2004 00:55:06	Bright	59.500	42	34Bet Aur	1.9000	10200.	119	14256	No
21	GOM_NL__2PRFIN20041121_010015_00000382032_00174_14256_6602.N1	21-NOV-2004 01:00:15	Bright	38.000	49	1Alp UMi	1.9900	6300.0	76	14256	No
22	GOM_NL__2PRFIN20041121_010444_00000372032_00174_14256_6603.N1	21-NOV-2004 01:04:44	Bright	37.000	60	7Bet UMi	2.0810	3950.0	74	14256	No
23	GOM_NL__2PRFIN20041121_010657_00000372032_00174_14256_6604.N1	21-NOV-2004 01:06:57	Bright	37.000	119	14Eta Dra	2.7270	4700.0	74	14256	No
24	GOM_NL__2PRFIN20041121_010916_00000462032_00174_14256_6605.N1	21-NOV-2004 01:09:16	Bright	45.500	82	48Bet UMa	2.3650	10600.	91	14256	No
25	GOM_NL__2PRFIN20041121_011042_00000432032_00174_14256_6606.N1	21-NOV-2004 01:10:42	Bright	43.000	87	64Gam UMa	2.4330	11000.	86	14256	No
26	GOM_NL__2PRFIN20041121_011329_00000482032_00174_14256_6607.N1	21-NOV-2004 01:13:29	Bright	48.000	174	52Psi UMa	3.0040	4400.0	96	14256	No
27	GOM_NL__2PRFIN20041121_011532_00000382032_00174_14256_6608.N1	21-NOV-2004 01:15:32	Bright	37.500	152	12Alp2CVn	2.8900	11000.	75	14256	No
28	GOM_NL__2PRFIN20041121_011744_00000362032_00174_14256_6609.N1	21-NOV-2004 01:17:44	Bright	35.500	83		2.3780	11000.	71	14256	No
29	GOM_NL__2PRFIN20041121_012015_00000352032_00174_14256_6610.N1	21-NOV-2004 01:20:15	Bright	34.500	3	16Alp Boo	-0.050000	4250.0	69	14256	No
30	GOM_NL__2PRFIN20041121_012249_00000562032_00174_14256_6611.N1	21-NOV-2004 01:22:49	Bright	55.500	96	68Del Leo	2.5600	9300.0	111	14256	No
31	GOM_NL__2PRFIN20041121_012535_00001022032_00174_14256_6612.N1	21-NOV-2004 01:25:35	Twilight_and_stray	101.50	51	41Gam1Leo	2.0100	4500.0	203	14256	No
32	GOM_NL__2PRFIN20041121_013116_00001242032_00174_14256_6613.N1	21-NOV-2004 01:31:16	Straylight	123.50	22	32Alp Leo	1.3600	15200.	247	14256	No
33	GOM_NL__2PRFIN20041121_014007_00000432032_00174_14256_6614.N1	21-NOV-2004 01:40:07	Dark	42.500	64	Gam Cen	2.2000	10600.	85	14256	No
34	GOM_NL__2PRFIN20041121_014246_00000462032_00174_14256_6615.N1	21-NOV-2004 01:42:46	Dark	45.500	20	Bet Cru	1.2530	30000.	91	14256	No
35	GOM_NL__2PRFIN20041121_014355_00000482032_00175_14257_6302.N1	21-NOV-2004 01:43:55	Dark	47.500	12	Alp1Cru	0.77500	30000.	95	14257	No
36	GOM_NL__2PRFIN20041121_014614_00000412032_00175_14257_6303.N1	21-NOV-2004 01:46:14	Dark	40.500	124	The Car	2.7640	30000.	81	14257	No
37	GOM_NL__2PRFIN20041121_015028_00000482032_00175_14257_6304.N1	21-NOV-2004 01:50:28	Dark	47.500	41	Eps Car	1.8600	4100.0	95	14257	No
38	GOM_NL__2PRFIN20041121_015306_00000602032_00175_14257_6305.N1	21-NOV-2004 01:53:06	Dark	59.500	70	Zet Pup	2.2460	39000.	119	14257	No
39	GOM_NL__2PRFIN20041121_015558_00000512032_00175_14257_6306.N1	21-NOV-2004 01:55:58	Dark	51.000	2	Alp Car	-0.73600	7000.0	102	14257	No
40	GOM_NL__2PRFIN20041121_020101_00000812032_00175_14257_6307.N1	21-NOV-2004 02:01:01	Dark	81.000	23	21Eps CMa	1.5020	26000.	162	14257	No
41	GOM_NL__2PRFIN20041121_020409_00000412032_00175_14257_6308.N1	21-NOV-2004 02:04:09	Straylight	41.000	157	The1Eri	2.9060	9300.0	82	14257	No
42	GOM_NL__2PRFIN20041121_020828_00000942032_00175_14257_6309.N1	21-NOV-2004 02:08:28	Straylight	94.000	47	2Bet CMa	1.9760	28000.	188	14257	No

43	GOM_NL__2PRFIN20041121_021116_00000502032_00175_14257_6310.N1	21-NOV-2004 02:11:16	Straylight	49.500	165	34Gam Eri	2.9500	3200.0	99	14257	No
44	GOM_NL__2PRFIN20041121_021323_00000772032_00175_14257_6311.N1	21-NOV-2004 02:13:23	Straylight	76.500	7	19Bet Ori	0.10000	14000.	153	14257	No
45	GOM_NL__2PRFIN20041121_021726_00000902032_00175_14257_6312.N1	21-NOV-2004 02:17:26	Twi_and_stray	89.500	30	46Eps Ori	1.6940	30000.	179	14257	No
46	GOM_NL__2PRFIN20041121_022143_00000392032_00175_14257_6313.N1	21-NOV-2004 02:21:43	Bright	38.500	105	6Bet Ari	2.6450	8900.0	77	14257	No
47	GOM_NL__2PRFIN20041121_022313_00000442032_00175_14257_6314.N1	21-NOV-2004 02:23:13	Bright	44.000	146	25Eta Tau	2.8730	15200.	88	14257	No
48	GOM_NL__2PRFIN20041121_022534_00000382032_00175_14257_6315.N1	21-NOV-2004 02:25:34	Bright	37.500	173	4Bet Tri	3.0040	8900.0	75	14257	No
49	GOM_NL__2PRFIN20041121_022738_00000392032_00175_14257_6316.N1	21-NOV-2004 02:27:38	Bright	39.000	73	57Gam1And	2.2600	13100.	78	14257	No
50	GOM_NL__2PRFIN20041121_023006_00000412032_00175_14257_6317.N1	21-NOV-2004 02:30:06	Bright	41.000	175	39Del Per	3.0100	19400.	82	14257	No
51	GOM_NL__2PRFIN20041121_023216_00000402032_00175_14257_6318.N1	21-NOV-2004 02:32:16	Bright	40.000	68	18Alp Cas	2.2250	4500.0	80	14257	No
52	GOM_NL__2PRFIN20041121_023328_00000392032_00175_14257_6319.N1	21-NOV-2004 02:33:28	Bright	39.000	74	11Bet Cas	2.2680	6600.0	78	14257	No
53	GOM_NL__2PRFIN20041121_023540_00000592032_00175_14257_6320.N1	21-NOV-2004 02:35:40	Bright	59.000	42	34Bet Aur	1.9000	10200.	118	14257	No
54	GOM_NL__2PRFIN20041121_024051_00000362032_00175_14257_6321.N1	21-NOV-2004 02:40:51	Bright	35.500	49	1Alp UMi	1.9900	6300.0	71	14257	No
55	GOM_NL__2PRFIN20041121_024522_00000412032_00175_14257_6322.N1	21-NOV-2004 02:45:22	Bright	41.000	60	7Bet UMi	2.0810	3950.0	82	14257	No
56	GOM_NL__2PRFIN20041121_024733_00000382032_00175_14257_6323.N1	21-NOV-2004 02:47:33	Bright	38.000	119	14Eta Dra	2.7270	4700.0	76	14257	No
57	GOM_NL__2PRFIN20041121_024952_00000442032_00175_14257_6324.N1	21-NOV-2004 02:49:52	Bright	43.500	82	48Bet UMa	2.3650	10600.	87	14257	No
58	GOM_NL__2PRFIN20041121_025119_00000412032_00175_14257_6325.N1	21-NOV-2004 02:51:19	Bright	41.000	87	64Gam UMa	2.4330	11000.	82	14257	No
59	GOM_NL__2PRFIN20041121_025405_00000472032_00175_14257_6326.N1	21-NOV-2004 02:54:05	Bright	47.000	174	52Psi UMa	3.0040	4400.0	94	14257	No
60	GOM_NL__2PRFIN20041121_025608_00000382032_00175_14257_6327.N1	21-NOV-2004 02:56:08	Bright	37.500	152	12Alp2CVn	2.8900	11000.	75	14257	No
61	GOM_NL__2PRFIN20041121_025820_00000362032_00175_14257_6328.N1	21-NOV-2004 02:58:20	Bright	36.000	83		2.3780	11000.	72	14257	No
62	GOM_NL__2PRFIN20041121_030051_00000352032_00175_14257_6329.N1	21-NOV-2004 03:00:51	Bright	35.000	3	16Alp Boo	-0.050000	4250.0	70	14257	No
63	GOM_NL__2PRFIN20041121_030326_00000562032_00175_14257_6330.N1	21-NOV-2004 03:03:26	Bright	56.000	96	68Del Leo	2.5600	9300.0	112	14257	No
64	GOM_NL__2PRFIN20041121_030612_000001042032_00175_14257_6331.N1	21-NOV-2004 03:06:12	Twi_and_stray	103.50	51	41Gam1Leo	2.0100	4500.0	207	14257	No
65	GOM_NL__2PRFIN20041121_031155_000001382032_00175_14257_6332.N1	21-NOV-2004 03:11:55	Straylight	137.50	22	32Alp Leo	1.3600	15200.	275	14257	No
66	GOM_NL__2PRFIN20041121_032042_00000462032_00175_14257_6333.N1	21-NOV-2004 03:20:42	Dark	45.500	64	Gam Cen	2.2000	10600.	91	14257	No
67	GOM_NL__2PRFIN20041121_032322_00000392032_00175_14257_6334.N1	21-NOV-2004 03:23:22	Dark	39.000	20	Bet Cru	1.2530	30000.	78	14257	No
68	GOM_NL__2PRFIN20041121_032432_00000502032_00176_14258_6302.N1	21-NOV-2004 03:24:32	Dark	50.000	12	Alp1Cru	0.77500	30000.	100	14258	No
69	GOM_NL__2PRFIN20041121_032651_00000412032_00176_14258_6303.N1	21-NOV-2004 03:26:51	Dark	40.500	124	The Car	2.7640	30000.	81	14258	No
70	GOM_NL__2PRFIN20041121_033104_00000472032_00176_14258_6304.N1	21-NOV-2004 03:31:04	Dark	46.500	41	Eps Car	1.8600	4100.0	93	14258	No
71	GOM_NL__2PRFIN20041121_033343_00000582032_00176_14258_6305.N1	21-NOV-2004 03:33:43	Dark	58.000	70	Zet Pup	2.2460	39000.	116	14258	No
72	GOM_NL__2PRFIN20041121_033635_00000602032_00176_14258_6306.N1	21-NOV-2004 03:36:35	Dark	60.000	2	Alp Car	-0.73600	7000.0	120	14258	No
73	GOM_NL__2PRFIN20041121_034137_00000862032_00176_14258_6307.N1	21-NOV-2004 03:41:37	Dark	85.500	23	21Eps CMa	1.5020	26000.	171	14258	No
74	GOM_NL__2PRFIN20041121_034446_00000412032_00176_14258_6308.N1	21-NOV-2004 03:44:46	Straylight	41.000	157	The1Eri	2.9060	9300.0	82	14258	No
75	GOM_NL__2PRFIN20041121_034904_00000912032_00176_14258_6309.N1	21-NOV-2004 03:49:04	Straylight	91.000	47	2Bet CMa	1.9760	28000.	182	14258	No
76	GOM_NL__2PRFIN20041121_035150_00000532032_00176_14258_6310.N1	21-NOV-2004 03:51:50	Straylight	52.500	165	34Gam Eri	2.9500	3200.0	105	14258	No
77	GOM_NL__2PRFIN20041121_035359_00000842032_00176_14258_6311.N1	21-NOV-2004 03:53:59	Straylight	84.000	7	19Bet Ori	0.10000	14000.	168	14258	No
78	GOM_NL__2PRFIN20041121_035801_00000862032_00176_14258_6312.N1	21-NOV-2004 03:58:01	Twi_and_stray	86.000	30	46Eps Ori	1.6940	30000.	172	14258	No
79	GOM_NL__2PRFIN20041121_040219_00000382032_00176_14258_6313.N1	21-NOV-2004 04:02:19	Bright	38.000	105	6Bet Ari	2.6450	8900.0	76	14258	No
80	GOM_NL__2PRFIN20041121_040348_00000442032_00176_14258_6314.N1	21-NOV-2004 04:03:48	Bright	43.500	146	25Eta Tau	2.8730	15200.	87	14258	No
81	GOM_NL__2PRFIN20041121_040610_00000372032_00176_14258_6315.N1	21-NOV-2004 04:06:10	Bright	37.000	173	4Bet Tri	3.0040	8900.0	74	14258	No
82	GOM_NL__2PRFIN20041121_040814_00000402032_00176_14258_6316.N1	21-NOV-2004 04:08:14	Bright	40.000	73	57Gam1And	2.2600	13100.	80	14258	No
83	GOM_NL__2PRFIN20041121_041041_00000422032_00176_14258_6317.N1	21-NOV-2004 04:10:41	Bright	41.500	175	39Del Per	3.0100	19400.	83	14258	No
84	GOM_NL__2PRFIN20041121_041253_00000392032_00176_14258_6318.N1	21-NOV-2004 04:12:53	Bright	38.500	68	18Alp Cas	2.2250	4500.0	77	14258	No
85	GOM_NL__2PRFIN20041121_041404_00000382032_00176_14258_6319.N1	21-NOV-2004 04:14:04	Bright	38.000	74	11Bet Cas	2.2680	6600.0	76	14258	No
86	GOM_NL__2PRFIN20041121_041615_00000612032_00176_14258_6320.N1	21-NOV-2004 04:16:15	Bright	60.500	42	34Bet Aur	1.9000	10200.	121	14258	No
87	GOM_NL__2PRFIN20041121_042127_00000362032_00176_14258_6321.N1	21-NOV-2004 04:21:27	Bright	36.000	49	1Alp UMi	1.9900	6300.0	72	14258	No
88	GOM_NL__2PRFIN20041121_042558_00000382032_00176_14258_6322.N1	21-NOV-2004 04:25:58	Bright	38.000	60	7Bet UMi	2.0810	3950.0	76	14258	No
89	GOM_NL__2PRFIN20041121_042809_00000392032_00176_14258_6323.N1	21-NOV-2004 04:28:09	Bright	38.500	119	14Eta Dra	2.7270	4700.0	77	14258	No
90	GOM_NL__2PRFIN20041121_043027_00000452032_00176_14258_6324.N1	21-NOV-2004 04:30:27	Bright	44.500	82	48Bet UMa	2.3650	10600.	89	14258	No
91	GOM_NL__2PRFIN20041121_043154_00000442032_00176_14258_6325.N1	21-NOV-2004 04:31:54	Bright	43.500	87	64Gam UMa	2.4330	11000.	87	14258	No
92	GOM_NL__2PRFIN20041121_043440_00000472032_00176_14258_6326.N1	21-NOV-2004 04:34:40	Bright	47.000	174	52Psi UMa	3.0040	4400.0	94	14258	No
93	GOM_NL__2PRFIN20041121_043644_00000382032_00176_14258_6327.N1	21-NOV-2004 04:36:44	Bright	37.500	152	12Alp2CVn	2.8900	11000.	75	14258	No
94	GOM_NL__2PRFIN20041121_043855_00000372032_00176_14258_6328.N1	21-NOV-2004 04:38:55	Bright	36.500	83		2.3780	11000.	73	14258	No
95	GOM_NL__2PRFIN20041121_044127_00000352032_00176_14258_6329.N1	21-NOV-2004 04:41:27	Bright	34.500	3	16Alp Boo	-0.050000	4250.0	69	14258	No
96	GOM_NL__2PRFIN20041121_044402_00000552032_00176_14258_6330.N1	21-NOV-2004 04:44:02	Bright	55.000	96	68Del Leo	2.5600	9300.0	110	14258	No
97	GOM_NL__2PRFIN20041121_044649_000001002032_00176_14258_6331.N1	21-NOV-2004 04:46:49	Twi_and_stray	100.00	51	41Gam1Leo	2.0100	4500.0	200	14258	No
98	GOM_NL__2PRFIN20041121_045233_000001392032_00176_14258_6332.N1	21-NOV-2004 04:52:33	Straylight	138.50	22	32Alp Leo	1.3600	15200.	277	14258	No
99	GOM_NL__2PRFIN20041121_050119_00000432032_00176_14258_6333.N1	21-NOV-2004 05:01:19	Dark	43.000	64	Gam Cen	2.2000	10600.	86	14258	No
100	GOM_NL__2PRFIN20041121_050359_00000442032_00176_14258_6334.N1	21-NOV-2004 05:03:59	Dark	43.500	20	Bet Cru	1.2530	30000.	87	14258	No
101	GOM_NL__2PRFIN20041121_050507_00000412032_00177_14259_6302.N1	21-NOV-2004 05:05:07	Dark	40.500	12	Alp1Cru	0.77500	30000.	81	14259	No

102	GOM_NL__2PRFIN20041121_050727_000000392032_00177_14259_6303.N1	21-NOV-2004 05:07:27	Dark	39.000	124	The Car	2.7640	30000.	78	14259	No
103	GOM_NL__2PRFIN20041121_051142_000000442032_00177_14259_6304.N1	21-NOV-2004 05:11:42	Dark	44.000	41	Eps Car	1.8600	4100.0	88	14259	No
104	GOM_NL__2PRFIN20041121_051420_000000612032_00177_14259_6305.N1	21-NOV-2004 05:14:20	Dark	60.500	70	Zet Pup	2.2460	39000.	121	14259	No
105	GOM_NL__2PRFIN20041121_051712_000000542032_00177_14259_6306.N1	21-NOV-2004 05:17:12	Dark	53.500	2	Alp Car	-0.73600	7000.0	107	14259	No
106	GOM_NL__2PRFIN20041121_052214_000000872032_00177_14259_6307.N1	21-NOV-2004 05:22:14	Dark	86.500	23	21Eps CMa	1.5020	26000.	173	14259	No
107	GOM_NL__2PRFIN20041121_052522_000000402032_00177_14259_6308.N1	21-NOV-2004 05:25:22	Straylight	39.500	157	The1Eri	2.9060	9300.0	79	14259	No
108	GOM_NL__2PRFIN20041121_052940_000000882032_00177_14259_6309.N1	21-NOV-2004 05:29:40	Straylight	88.000	47	2Bet CMa	1.9760	28000.	176	14259	No
109	GOM_NL__2PRFIN20041121_053229_000000482032_00177_14259_6310.N1	21-NOV-2004 05:32:29	Straylight	47.500	165	34Gam Eri	2.9500	3200.0	95	14259	No
110	GOM_NL__2PRFIN20041121_053434_000000812032_00177_14259_6311.N1	21-NOV-2004 05:34:34	Straylight	80.500	7	19Bet Ori	0.10000	14000.	161	14259	No
111	GOM_NL__2PRFIN20041121_053836_000000872032_00177_14259_6312.N1	21-NOV-2004 05:38:36	Tw_i_and_stray	87.000	30	46Eps Ori	1.6940	30000.	174	14259	No
112	GOM_NL__2PRFIN20041121_054256_000000382032_00177_14259_6313.N1	21-NOV-2004 05:42:56	Bright	38.000	105	6Bet Ari	2.6450	8900.0	76	14259	No
113	GOM_NL__2PRFIN20041121_054425_000000432032_00177_14259_6314.N1	21-NOV-2004 05:44:25	Bright	43.000	146	25Eta Tau	2.8730	15200.	86	14259	No
114	GOM_NL__2PRFIN20041121_054647_000000362032_00177_14259_6315.N1	21-NOV-2004 05:46:47	Bright	36.000	173	4Bet Tri	3.0040	8900.0	72	14259	No
115	GOM_NL__2PRFIN20041121_054851_000000402032_00177_14259_6316.N1	21-NOV-2004 05:48:51	Bright	39.500	73	57Gam1And	2.2600	13100.	79	14259	No
116	GOM_NL__2PRFIN20041121_055117_000000412032_00177_14259_6317.N1	21-NOV-2004 05:51:17	Bright	40.500	175	39Del Per	3.0100	19400.	81	14259	No
117	GOM_NL__2PRFIN20041121_055330_000000392032_00177_14259_6318.N1	21-NOV-2004 05:53:30	Bright	38.500	68	18Alp Cas	2.2250	4500.0	77	14259	No
118	GOM_NL__2PRFIN20041121_055440_000000382032_00177_14259_6319.N1	21-NOV-2004 05:54:40	Bright	37.500	74	11Bet Cas	2.2680	6600.0	75	14259	No
119	GOM_NL__2PRFIN20041121_055650_000000612032_00177_14259_6320.N1	21-NOV-2004 05:56:50	Bright	60.500	42	34Bet Aur	1.9000	10200.	121	14259	No
120	GOM_NL__2PRFIN20041121_060203_000000382032_00177_14259_6321.N1	21-NOV-2004 06:02:03	Bright	38.000	49	1Alp UMi	1.9900	6300.0	76	14259	No
121	GOM_NL__2PRFIN20041121_060634_000000412032_00177_14259_6322.N1	21-NOV-2004 06:06:34	Bright	41.000	60	7Bet UMi	2.0810	3950.0	82	14259	No
122	GOM_NL__2PRFIN20041121_060844_000000402032_00177_14259_6323.N1	21-NOV-2004 06:08:44	Bright	39.500	119	14Eta Dra	2.7270	4700.0	79	14259	No
123	GOM_NL__2PRFIN20041121_061103_000000442032_00177_14259_6324.N1	21-NOV-2004 06:11:03	Bright	43.500	82	48Bet UMa	2.3650	10600.	87	14259	No
124	GOM_NL__2PRFIN20041121_061230_000000402032_00177_14259_6325.N1	21-NOV-2004 06:12:30	Bright	39.500	87	64Gam UMa	2.4330	11000.	79	14259	No
125	GOM_NL__2PRFIN20041121_061516_000000482032_00177_14259_6326.N1	21-NOV-2004 06:15:16	Bright	48.000	174	52Psi UMa	3.0040	4400.0	96	14259	No
126	GOM_NL__2PRFIN20041121_061720_000000392032_00177_14259_6327.N1	21-NOV-2004 06:17:20	Bright	39.000	152	12Alp2CVn	2.8900	11000.	78	14259	No
127	GOM_NL__2PRFIN20041121_061932_000000362032_00177_14259_6328.N1	21-NOV-2004 06:19:32	Bright	36.000	83		2.3780	11000.	72	14259	No
128	GOM_NL__2PRFIN20041121_062203_000000352032_00177_14259_6329.N1	21-NOV-2004 06:22:03	Bright	34.500	3	16Alp Boo	-0.050000	4250.0	69	14259	No
129	GOM_NL__2PRFIN20041121_062438_000000552032_00177_14259_6330.N1	21-NOV-2004 06:24:38	Bright	54.500	96	68Del Leo	2.5600	9300.0	109	14259	No
130	GOM_NL__2PRFIN20041121_062726_000001052032_00177_14259_6331.N1	21-NOV-2004 06:27:26	Tw_i_and_stray	105.00	51	41Gam1Leo	2.0100	4500.0	210	14259	No
131	GOM_NL__2PRFIN20041121_063311_000001392032_00177_14259_6332.N1	21-NOV-2004 06:33:11	Straylight	139.00	22	32Alp Leo	1.3600	15200.	278	14259	No
132	GOM_NL__2PRFIN20041121_064156_000000432032_00177_14259_6333.N1	21-NOV-2004 06:41:56	Dark	43.000	64	Gam Cen	2.2000	10600.	86	14259	No
133	GOM_NL__2PRFIN20041121_064436_000000442032_00177_14259_6334.N1	21-NOV-2004 06:44:36	Dark	43.500	20	Bet Cru	1.2530	30000.	87	14259	No
134	GOM_NL__2PRFIN20041121_064544_000000462032_00178_14260_6303.N1	21-NOV-2004 06:45:44	Dark	45.500	12	Alp1Cru	0.77500	30000.	91	14260	No
135	GOM_NL__2PRFIN20041121_064804_000000392032_00178_14260_6304.N1	21-NOV-2004 06:48:04	Dark	38.500	124	The Car	2.7640	30000.	77	14260	No
136	GOM_NL__2PRFIN20041121_065218_000000562032_00178_14260_6305.N1	21-NOV-2004 06:52:18	Dark	56.000	41	Eps Car	1.8600	4100.0	112	14260	No
137	GOM_NL__2PRFIN20041121_065457_000000572032_00178_14260_6306.N1	21-NOV-2004 06:54:57	Dark	57.000	70	Zet Pup	2.2460	39000.	114	14260	No
138	GOM_NL__2PRFIN20041121_065749_000000532032_00178_14260_6307.N1	21-NOV-2004 06:57:49	Dark	53.000	2	Alp Car	-0.73600	7000.0	106	14260	No
139	GOM_NL__2PRFIN20041121_070251_000000782032_00178_14260_6308.N1	21-NOV-2004 07:02:51	Dark	78.000	23	21Eps CMa	1.5020	26000.	156	14260	No
140	GOM_NL__2PRFIN20041121_070557_000000412032_00178_14260_6309.N1	21-NOV-2004 07:05:57	Straylight	40.500	157	The1Eri	2.9060	9300.0	81	14260	No
141	GOM_NL__2PRFIN20041121_071051_000001322032_00178_14260_6310.N1	21-NOV-2004 07:10:51	Straylight	131.50	1	9Alp CMa	-1.4400	11000.	263	14260	No
142	GOM_NL__2PRFIN20041121_071510_000000722032_00178_14260_6311.N1	21-NOV-2004 07:15:10	Straylight	72.000	7	19Bet Ori	0.10000	14000.	144	14260	No
143	GOM_NL__2PRFIN20041121_071911_000000892032_00178_14260_6312.N1	21-NOV-2004 07:19:11	Tw_i_and_stray	88.500	30	46Eps Ori	1.6940	30000.	177	14260	No
144	GOM_NL__2PRFIN20041121_072332_000000392032_00178_14260_6313.N1	21-NOV-2004 07:23:32	Bright	39.000	105	6Bet Ari	2.6450	8900.0	78	14260	No
145	GOM_NL__2PRFIN20041121_072501_000000442032_00178_14260_6314.N1	21-NOV-2004 07:25:01	Bright	43.500	146	25Eta Tau	2.8730	15200.	87	14260	No
146	GOM_NL__2PRFIN20041121_072723_000000372032_00178_14260_6315.N1	21-NOV-2004 07:27:23	Bright	37.000	173	4Bet Tri	3.0040	8900.0	74	14260	No
147	GOM_NL__2PRFIN20041121_072927_000000362032_00178_14260_6316.N1	21-NOV-2004 07:29:27	Bright	36.000	73	57Gam1And	2.2600	13100.	72	14260	No
148	GOM_NL__2PRFIN20041121_073153_000000572032_00178_14260_6317.N1	21-NOV-2004 07:31:53	Bright	56.500	175	39Del Per	3.0100	19400.	113	14260	No
149	GOM_NL__2PRFIN20041121_073406_000000392032_00178_14260_6318.N1	21-NOV-2004 07:34:06	Bright	38.500	68	18Alp Cas	2.2250	4500.0	77	14260	No
150	GOM_NL__2PRFIN20041121_073517_000000392032_00178_14260_6319.N1	21-NOV-2004 07:35:17	Bright	38.500	74	11Bet Cas	2.2680	6600.0	77	14260	No
151	GOM_NL__2PRFIN20041121_073724_000000602032_00178_14260_6320.N1	21-NOV-2004 07:37:24	Bright	59.500	42	34Bet Aur	1.9000	10200.	119	14260	No
152	GOM_NL__2PRFIN20041121_074239_000000382032_00178_14260_6321.N1	21-NOV-2004 07:42:39	Bright	38.000	49	1Alp UMi	1.9900	6300.0	76	14260	No
153	GOM_NL__2PRFIN20041121_074710_000000372032_00178_14260_6322.N1	21-NOV-2004 07:47:10	Bright	36.500	60	7Bet UMi	2.0810	3950.0	73	14260	No
154	GOM_NL__2PRFIN20041121_074922_000000382032_00178_14260_6323.N1	21-NOV-2004 07:49:22	Bright	38.000	119	14Eta Dra	2.7270	4700.0	76	14260	No
155	GOM_NL__2PRFIN20041121_075138_000000462032_00178_14260_6324.N1	21-NOV-2004 07:51:38	Bright	45.500	82	48Bet UMa	2.3650	10600.	91	14260	No
156	GOM_NL__2PRFIN20041121_075306_000000432032_00178_14260_6325.N1	21-NOV-2004 07:53:06	Bright	43.000	87	64Gam UMa	2.4330	11000.	86	14260	No
157	GOM_NL__2PRFIN20041121_075552_000000482032_00178_14260_6326.N1	21-NOV-2004 07:55:52	Bright	48.000	174	52Psi UMa	3.0040	4400.0	96	14260	No
158	GOM_NL__2PRFIN20041121_075756_000000392032_00178_14260_6327.N1	21-NOV-2004 07:57:56	Bright	39.000	152	12Alp2CVn	2.8900	11000.	78	14260	No
159	GOM_NL__2PRFIN20041121_080008_000000362032_00178_14260_6328.N1	21-NOV-2004 08:00:08	Bright	35.500	83		2.3780	11000.	71	14260	No
160	GOM_NL__2PRFIN20041121_080239_000000352032_00178_14260_6329.N1	21-NOV-2004 08:02:39	Bright	35.000	3	16Alp Boo	-0.050000	4250.0	70	14260	No



161	GOM_NL__2PRFIN20041121_080515_000000572032_00178_14260_6330.N1	21-NOV-2004 08:05:15	Bright	56.500	96	68Del Leo	2.5600	9300.0	113	14260	No
162	GOM_NL__2PRFIN20041121_080803_000001022032_00178_14260_6331.N1	21-NOV-2004 08:08:03	Tw_i_and_stray	102.00	51	41Gam1Leo	2.0100	4500.0	204	14260	No
163	GOM_NL__2PRFIN20041121_081350_000001292032_00178_14260_6332.N1	21-NOV-2004 08:13:50	Straylight	129.00	22	32Alp Leo	1.3600	15200.	258	14260	No
164	GOM_NL__2PRFIN20041121_082232_000000432032_00178_14260_6333.N1	21-NOV-2004 08:22:32	Dark	42.500	64	Gam Cen	2.2000	10600.	85	14260	No
165	GOM_NL__2PRFIN20041121_082511_000000412032_00178_14260_6334.N1	21-NOV-2004 08:25:11	Dark	40.500	20	Bet Cru	1.2530	30000.	81	14260	No
166	GOM_NL__2PRFIN20041121_082620_000000422032_00179_14261_6303.N1	21-NOV-2004 08:26:20	Dark	42.000	12	Alp1Cru	0.77500	30000.	84	14261	No
167	GOM_NL__2PRFIN20041121_082841_000000412032_00179_14261_6304.N1	21-NOV-2004 08:28:41	Dark	41.000	124	The Car	2.7640	30000.	82	14261	No
168	GOM_NL__2PRFIN20041121_083255_000000532032_00179_14261_6305.N1	21-NOV-2004 08:32:55	Dark	53.000	41	Eps Car	1.8600	4100.0	106	14261	No
169	GOM_NL__2PRFIN20041121_083535_000000572032_00179_14261_6306.N1	21-NOV-2004 08:35:35	Dark	57.000	70	Zet Pup	2.2460	39000.	114	14261	No
170	GOM_NL__2PRFIN20041121_083826_000000512032_00179_14261_6307.N1	21-NOV-2004 08:38:26	Dark	51.000	2	Alp Car	-0.73600	7000.0	102	14261	No
171	GOM_NL__2PRFIN20041121_084326_000000832032_00179_14261_6308.N1	21-NOV-2004 08:43:26	Dark	83.000	23	21Eps CMa	1.5020	26000.	166	14261	No
172	GOM_NL__2PRFIN20041121_084633_000000372032_00179_14261_6309.N1	21-NOV-2004 08:46:33	Straylight	37.000	157	The1Eri	2.9060	9300.0	74	14261	No
173	GOM_NL__2PRFIN20041121_085127_000001402032_00179_14261_6310.N1	21-NOV-2004 08:51:27	Straylight	140.00	1	9Alp CMa	-1.4400	11000.	280	14261	No
174	GOM_NL__2PRFIN20041121_085545_000000712032_00179_14261_6311.N1	21-NOV-2004 08:55:45	Straylight	71.000	7	19Bet Ori	0.10000	14000.	142	14261	No
175	GOM_NL__2PRFIN20041121_085946_000000902032_00179_14261_6312.N1	21-NOV-2004 08:59:46	Tw_i_and_stray	89.500	30	46Eps Ori	1.6940	30000.	179	14261	No
176	GOM_NL__2PRFIN20041121_090408_000000382032_00179_14261_6313.N1	21-NOV-2004 09:04:08	Bright	38.000	105	6Bet Ari	2.6450	8900.0	76	14261	No
177	GOM_NL__2PRFIN20041121_090536_000000412032_00179_14261_6314.N1	21-NOV-2004 09:05:36	Bright	41.000	146	25Eta Tau	2.8730	15200.	82	14261	No
178	GOM_NL__2PRFIN20041121_090759_000000382032_00179_14261_6315.N1	21-NOV-2004 09:07:59	Bright	38.000	173	4Bet Tri	3.0040	8900.0	76	14261	No
179	GOM_NL__2PRFIN20041121_091003_000000382032_00179_14261_6316.N1	21-NOV-2004 09:10:03	Bright	37.500	73	57Gam1And	2.2600	13100.	75	14261	No
180	GOM_NL__2PRFIN20041121_091229_000000402032_00179_14261_6317.N1	21-NOV-2004 09:12:29	Bright	40.000	175	39Del Per	3.0100	19400.	80	14261	No
181	GOM_NL__2PRFIN20041121_091442_000000382032_00179_14261_6318.N1	21-NOV-2004 09:14:42	Bright	37.500	68	18Alp Cas	2.2250	4500.0	75	14261	No
182	GOM_NL__2PRFIN20041121_091553_000000392032_00179_14261_6319.N1	21-NOV-2004 09:15:53	Bright	38.500	74	11Bet Cas	2.2680	6600.0	77	14261	No
183	GOM_NL__2PRFIN20041121_091758_000000602032_00179_14261_6320.N1	21-NOV-2004 09:17:58	Bright	59.500	42	34Bet Aur	1.9000	10200.	119	14261	No
184	GOM_NL__2PRFIN20041121_092316_000000372032_00179_14261_6321.N1	21-NOV-2004 09:23:16	Bright	37.000	49	1Alp UMi	1.9900	6300.0	74	14261	No
185	GOM_NL__2PRFIN20041121_092746_000000392032_00179_14261_6322.N1	21-NOV-2004 09:27:46	Bright	39.000	60	7Bet UMi	2.0810	3950.0	78	14261	No
186	GOM_NL__2PRFIN20041121_092958_000000392032_00179_14261_6323.N1	21-NOV-2004 09:29:58	Bright	38.500	119	14Eta Dra	2.7270	4700.0	77	14261	No
187	GOM_NL__2PRFIN20041121_093214_000000422032_00179_14261_6324.N1	21-NOV-2004 09:32:14	Bright	42.000	82	48Bet UMa	2.3650	10600.	84	14261	No
188	GOM_NL__2PRFIN20041121_093342_000000402032_00179_14261_6325.N1	21-NOV-2004 09:33:42	Bright	39.500	87	64Gam UMa	2.4330	11000.	79	14261	No
189	GOM_NL__2PRFIN20041121_093628_000000472032_00179_14261_6326.N1	21-NOV-2004 09:36:28	Bright	47.000	174	52Psi UMa	3.0040	4400.0	94	14261	No
190	GOM_NL__2PRFIN20041121_093832_000000382032_00179_14261_6327.N1	21-NOV-2004 09:38:32	Bright	38.000	152	12Alp2CVn	2.8900	11000.	76	14261	No
191	GOM_NL__2PRFIN20041121_094042_000000382032_00179_14261_6328.N1	21-NOV-2004 09:40:42	Bright	38.000	83		2.3780	11000.	76	14261	No
192	GOM_NL__2PRFIN20041121_094315_000000352032_00179_14261_6329.N1	21-NOV-2004 09:43:15	Bright	35.000	3	16Alp Boo	-0.050000	4250.0	70	14261	No
193	GOM_NL__2PRFIN20041121_094551_000000572032_00179_14261_6330.N1	21-NOV-2004 09:45:51	Bright	56.500	96	68Del Leo	2.5600	9300.0	113	14261	No
194	GOM_NL__2PRFIN20041121_094840_000001022032_00179_14261_6331.N1	21-NOV-2004 09:48:40	Tw_i_and_stray	102.00	51	41Gam1Leo	2.0100	4500.0	204	14261	No
195	GOM_NL__2PRFIN20041121_095427_000001392032_00179_14261_6332.N1	21-NOV-2004 09:54:27	Straylight	138.50	22	32Alp Leo	1.3600	15200.	277	14261	No
196	GOM_NL__2PRFIN20041121_100308_000000412032_00179_14261_6333.N1	21-NOV-2004 10:03:08	Dark	41.000	64	Gam Cen	2.2000	10600.	82	14261	No
197	GOM_NL__2PRFIN20041121_100547_000000432032_00179_14261_6334.N1	21-NOV-2004 10:05:47	Dark	43.000	20	Bet Cru	1.2530	30000.	86	14261	No
198	GOM_NL__2PRFIN20041121_100656_000000452032_00180_14262_6335.N1	21-NOV-2004 10:06:56	Dark	44.500	12	Alp1Cru	0.77500	30000.	89	14262	No
199	GOM_NL__2PRFIN20041121_100917_000000382032_00180_14262_6304.N1	21-NOV-2004 10:09:17	Dark	38.000	124	The Car	2.7640	30000.	76	14262	No
200	GOM_NL__2PRFIN20041121_101332_000000472032_00180_14262_6305.N1	21-NOV-2004 10:13:32	Dark	46.500	41	Eps Car	1.8600	4100.0	93	14262	No
201	GOM_NL__2PRFIN20041121_101612_000000582032_00180_14262_6306.N1	21-NOV-2004 10:16:12	Dark	58.000	70	Zet Pup	2.2460	39000.	116	14262	No
202	GOM_NL__2PRFIN20041121_101902_000000602032_00180_14262_6307.N1	21-NOV-2004 10:19:02	Dark	60.000	2	Alp Car	-0.73600	7000.0	120	14262	No
203	GOM_NL__2PRFIN20041121_102405_000000812032_00180_14262_6308.N1	21-NOV-2004 10:24:05	Dark	81.000	23	21Eps CMa	1.5020	26000.	162	14262	No
204	GOM_NL__2PRFIN20041121_102710_000000402032_00180_14262_6309.N1	21-NOV-2004 10:27:10	Straylight	40.000	157	The1Eri	2.9060	9300.0	80	14262	No
205	GOM_NL__2PRFIN20041121_103203_000001422032_00180_14262_6310.N1	21-NOV-2004 10:32:03	Straylight	141.50	1	9Alp CMa	-1.4400	11000.	283	14262	No
206	GOM_NL__2PRFIN20041121_103620_000000822032_00180_14262_6311.N1	21-NOV-2004 10:36:20	Straylight	81.500	7	19Bet Ori	0.10000	14000.	163	14262	No
207	GOM_NL__2PRFIN20041121_104021_000000832032_00180_14262_6312.N1	21-NOV-2004 10:40:21	Tw_i_and_stray	83.000	30	46Eps Ori	1.6940	30000.	166	14262	No
208	GOM_NL__2PRFIN20041121_104444_000000382032_00180_14262_6313.N1	21-NOV-2004 10:44:44	Bright	37.500	105	6Bet Ari	2.6450	8900.0	75	14262	No
209	GOM_NL__2PRFIN20041121_104612_000000432032_00180_14262_6314.N1	21-NOV-2004 10:46:12	Bright	43.000	146	25Eta Tau	2.8730	15200.	86	14262	No
210	GOM_NL__2PRFIN20041121_104835_000000362032_00180_14262_6315.N1	21-NOV-2004 10:48:35	Bright	35.500	173	4Bet Tri	3.0040	8900.0	71	14262	No
211	GOM_NL__2PRFIN20041121_105039_000000382032_00180_14262_6316.N1	21-NOV-2004 10:50:39	Bright	37.500	73	57Gam1And	2.2600	13100.	75	14262	No
212	GOM_NL__2PRFIN20041121_105305_000000402032_00180_14262_6317.N1	21-NOV-2004 10:53:05	Bright	39.500	175	39Del Per	3.0100	19400.	79	14262	No
213	GOM_NL__2PRFIN20041121_105519_000000382032_00180_14262_6318.N1	21-NOV-2004 10:55:19	Bright	38.000	68	18Alp Cas	2.2250	4500.0	76	14262	No
214	GOM_NL__2PRFIN20041121_105629_000000382032_00180_14262_6319.N1	21-NOV-2004 10:56:29	Bright	37.500	74	11Bet Cas	2.2680	6600.0	75	14262	No
215	GOM_NL__2PRFIN20041121_105834_000000592032_00180_14262_6320.N1	21-NOV-2004 10:58:34	Bright	58.500	42	34Bet Aur	1.9000	10200.	117	14262	No
216	GOM_NL__2PRFIN20041121_110351_000000382032_00180_14262_6321.N1	21-NOV-2004 11:03:51	Bright	37.500	49	1Alp UMi	1.9900	6300.0	75	14262	No
217	GOM_NL__2PRFIN20041121_121239_000001412032_00181_14263_6353.N1	21-NOV-2004 12:12:39	Straylight	141.00	1	9Alp CMa	-1.4400	11000.	282	14263	No
218	GOM_NL__2PRFIN20041121_121656_000000812032_00181_14263_6354.N1	21-NOV-2004 12:16:56	Straylight	80.500	7	19Bet Ori	0.10000	14000.	161	14263	No
219	GOM_NL__2PRFIN20041121_122056_000000862032_00181_14263_6355.N1	21-NOV-2004 12:20:56	Tw_i_and_stray	85.500	30	46Eps Ori	1.6940	30000.	171	14263	No

220	GOM_NL__2PRFIN20041121_122520_000000392032_00181_14263_6356.N1	21-NOV-2004 12:25:20	Bright	38.500	105	6Bet Ari	2.6450	8900.0	77	14263	No
221	GOM_NL__2PRFIN20041121_122647_000000442032_00181_14263_6357.N1	21-NOV-2004 12:26:47	Bright	43.500	146	25Eta Tau	2.8730	15200.	87	14263	No
222	GOM_NL__2PRFIN20041121_122911_000000362032_00181_14263_6358.N1	21-NOV-2004 12:29:11	Bright	36.000	173	4Bet Tri	3.0040	8900.0	72	14263	No
223	GOM_NL__2PRFIN20041121_123115_000000412032_00181_14263_6359.N1	21-NOV-2004 12:31:15	Bright	40.500	73	57Gam1And	2.2600	13100.	81	14263	No
224	GOM_NL__2PRFIN20041121_123340_000000382032_00181_14263_6360.N1	21-NOV-2004 12:33:40	Bright	38.000	175	39Del Per	3.0100	19400.	76	14263	No
225	GOM_NL__2PRFIN20041121_123555_000000382032_00181_14263_6361.N1	21-NOV-2004 12:35:55	Bright	37.500	68	18Alp Cas	2.2250	4500.0	75	14263	No
226	GOM_NL__2PRFIN20041121_123706_000000362032_00181_14263_6362.N1	21-NOV-2004 12:37:06	Bright	36.000	74	11Bet Cas	2.2680	6600.0	72	14263	No
227	GOM_NL__2PRFIN20041121_123908_000000592032_00181_14263_6363.N1	21-NOV-2004 12:39:08	Bright	58.500	42	34Bet Aur	1.9000	10200.	117	14263	No
228	GOM_NL__2PRFIN20041121_124428_000000372032_00181_14263_6364.N1	21-NOV-2004 12:44:28	Bright	37.000	49	1Alp UMi	1.9900	6300.0	74	14263	No
229	GOM_NL__2PRFIN20041121_124859_000000392032_00181_14263_6365.N1	21-NOV-2004 12:48:59	Bright	39.000	60	7Bet UMi	2.0810	3950.0	78	14263	No
230	GOM_NL__2PRFIN20041121_125110_000000402032_00181_14263_6366.N1	21-NOV-2004 12:51:10	Bright	39.500	119	14Eta Dra	2.7270	4700.0	79	14263	No
231	GOM_NL__2PRFIN20041121_125326_000000442032_00181_14263_6367.N1	21-NOV-2004 12:53:26	Bright	44.000	82	48Bet UMa	2.3650	10600.	88	14263	No
232	GOM_NL__2PRFIN20041121_125453_000000412032_00181_14263_6368.N1	21-NOV-2004 12:54:53	Bright	41.000	87	64Gam UMa	2.4330	11000.	82	14263	No
233	GOM_NL__2PRFIN20041121_125739_000000492032_00181_14263_6369.N1	21-NOV-2004 12:57:39	Bright	49.000	174	52Psi UMa	3.0040	4400.0	98	14263	No
234	GOM_NL__2PRFIN20041121_130156_000000412032_00181_14263_6370.N1	21-NOV-2004 13:01:56	Bright	41.000	83		2.3780	11000.	82	14263	No
235	GOM_NL__2PRFIN20041121_130427_000000352032_00181_14263_6371.N1	21-NOV-2004 13:04:27	Bright	35.000	3	16Alp Boo	-0.050000	4250.0	70	14263	No
236	GOM_NL__2PRFIN20041121_130704_000000562032_00181_14263_6372.N1	21-NOV-2004 13:07:04	Bright	55.500	96	68Del Leo	2.5600	9300.0	111	14263	No
237	GOM_NL__2PRFIN20041121_130955_000001032032_00181_14263_6373.N1	21-NOV-2004 13:09:55	Tw_i_and_stray	102.50	51	41Gam1Leo	2.0100	4500.0	205	14263	No
238	GOM_NL__2PRFIN20041121_131544_000001342032_00181_14263_6374.N1	21-NOV-2004 13:15:44	Straylight	133.50	22	32Alp Leo	1.3600	15200.	267	14263	No
239	GOM_NL__2PRFIN20041121_132420_000000432032_00181_14263_6375.N1	21-NOV-2004 13:24:20	Dark	43.000	64	Gam Cen	2.2000	10600.	86	14263	No
240	GOM_NL__2PRFIN20041121_132659_000000462032_00181_14263_6376.N1	21-NOV-2004 13:26:59	Dark	45.500	20	Bet Cru	1.2530	30000.	91	14263	No
241	GOM_NL__2PRFIN20041121_132809_000000442032_00182_14264_6353.N1	21-NOV-2004 13:28:09	Dark	44.000	12	Alp1Cru	0.77500	30000.	88	14264	No
242	GOM_NL__2PRFIN20041121_133029_000000392032_00182_14264_6354.N1	21-NOV-2004 13:30:29	Dark	39.000	124	The Car	2.7640	30000.	78	14264	No
243	GOM_NL__2PRFIN20041121_133445_000000492032_00182_14264_6355.N1	21-NOV-2004 13:34:45	Dark	48.500	41	Eps Car	1.8600	4100.0	97	14264	No
244	GOM_NL__2PRFIN20041121_133725_000000592032_00182_14264_6356.N1	21-NOV-2004 13:37:25	Dark	58.500	70	Zet Pup	2.2460	39000.	117	14264	No
245	GOM_NL__2PRFIN20041121_134015_000000602032_00182_14264_6357.N1	21-NOV-2004 13:40:15	Dark	60.000	2	Alp Car	-0.73600	7000.0	120	14264	No
246	GOM_NL__2PRFIN20041121_134517_000000852032_00182_14264_6358.N1	21-NOV-2004 13:45:17	Dark	84.500	23	21Eps CMa	1.5020	26000.	169	14264	No
247	GOM_NL__2PRFIN20041121_134822_000000412032_00182_14264_6359.N1	21-NOV-2004 13:48:22	Straylight	41.000	157	The1Eri	2.9060	9300.0	82	14264	No
248	GOM_NL__2PRFIN20041121_135315_000001352032_00182_14264_6360.N1	21-NOV-2004 13:53:15	Straylight	134.50	1	9Alp CMa	-1.4400	11000.	269	14264	No
249	GOM_NL__2PRFIN20041121_135732_000000752032_00182_14264_6361.N1	21-NOV-2004 13:57:32	Straylight	74.500	7	19Bet Ori	0.10000	14000.	149	14264	No
250	GOM_NL__2PRFIN20041121_140131_000000832032_00182_14264_6362.N1	21-NOV-2004 14:01:31	Tw_i_and_stray	83.000	30	46Eps Ori	1.6940	30000.	166	14264	No
251	GOM_NL__2PRFIN20041121_140556_000000392032_00182_14264_6363.N1	21-NOV-2004 14:05:56	Bright	38.500	105	6Bet Ari	2.6450	8900.0	77	14264	No
252	GOM_NL__2PRFIN20041121_140723_000000412032_00182_14264_6364.N1	21-NOV-2004 14:07:23	Bright	41.000	146	25Eta Tau	2.8730	15200.	82	14264	No
253	GOM_NL__2PRFIN20041121_140947_000000372032_00182_14264_6365.N1	21-NOV-2004 14:09:47	Bright	36.500	173	4Bet Tri	3.0040	8900.0	73	14264	No
254	GOM_NL__2PRFIN20041121_141151_000000392032_00182_14264_6366.N1	21-NOV-2004 14:11:51	Bright	38.500	73	57Gam1And	2.2600	13100.	77	14264	No
255	GOM_NL__2PRFIN20041121_141416_000000402032_00182_14264_6367.N1	21-NOV-2004 14:14:16	Bright	39.500	175	39Del Per	3.0100	19400.	79	14264	No
256	GOM_NL__2PRFIN20041121_141631_000000392032_00182_14264_6368.N1	21-NOV-2004 14:16:31	Bright	39.000	68	18Alp Cas	2.2250	4500.0	78	14264	No
257	GOM_NL__2PRFIN20041121_141742_000000382032_00182_14264_6369.N1	21-NOV-2004 14:17:42	Bright	37.500	74	11Bet Cas	2.2680	6600.0	75	14264	No
258	GOM_NL__2PRFIN20041121_141942_000000552032_00182_14264_6370.N1	21-NOV-2004 14:19:42	Bright	55.000	42	34Bet Aur	1.9000	10200.	110	14264	No
259	GOM_NL__2PRFIN20041121_142504_000000372032_00182_14264_6371.N1	21-NOV-2004 14:25:04	Bright	37.000	49	1Alp UMi	1.9900	6300.0	74	14264	No
260	GOM_NL__2PRFIN20041121_142934_000000392032_00182_14264_6372.N1	21-NOV-2004 14:29:34	Bright	39.000	60	7Bet UMi	2.0810	3950.0	78	14264	No
261	GOM_NL__2PRFIN20041121_143146_000000392032_00182_14264_6373.N1	21-NOV-2004 14:31:46	Bright	38.500	119	14Eta Dra	2.7270	4700.0	77	14264	No
262	GOM_NL__2PRFIN20041121_143401_000000462032_00182_14264_6374.N1	21-NOV-2004 14:34:01	Bright	46.000	82	48Bet UMa	2.3650	10600.	92	14264	No
263	GOM_NL__2PRFIN20041121_143529_000000422032_00182_14264_6375.N1	21-NOV-2004 14:35:29	Bright	42.000	87	64Gam UMa	2.4330	11000.	84	14264	No
264	GOM_NL__2PRFIN20041121_143815_000000472032_00182_14264_6376.N1	21-NOV-2004 14:38:15	Bright	47.000	174	52Psi UMa	3.0040	4400.0	94	14264	No
265	GOM_NL__2PRFIN20041121_144020_000000382032_00182_14264_6377.N1	21-NOV-2004 14:40:20	Bright	37.500	152	12Alp2CVn	2.8900	11000.	75	14264	No
266	GOM_NL__2PRFIN20041121_144233_000000352032_00182_14264_6378.N1	21-NOV-2004 14:42:33	Bright	34.500	83		2.3780	11000.	69	14264	No
267	GOM_NL__2PRFIN20041121_144503_000000362032_00182_14264_6379.N1	21-NOV-2004 14:45:03	Bright	35.500	3	16Alp Boo	-0.050000	4250.0	71	14264	No
268	GOM_NL__2PRFIN20041121_144740_000000562032_00182_14264_6380.N1	21-NOV-2004 14:47:40	Bright	56.000	96	68Del Leo	2.5600	9300.0	112	14264	No
269	GOM_NL__2PRFIN20041121_145031_000001122032_00182_14264_6381.N1	21-NOV-2004 14:50:31	Tw_i_and_stray	111.50	51	41Gam1Leo	2.0100	4500.0	223	14264	No
270	GOM_NL__2PRFIN20041121_145623_000001442032_00182_14264_6382.N1	21-NOV-2004 14:56:23	Straylight	143.50	22	32Alp Leo	1.3600	15200.	287	14264	No
271	GOM_NL__2PRFIN20041121_150457_000000422032_00182_14264_6383.N1	21-NOV-2004 15:04:57	Dark	42.000	64	Gam Cen	2.2000	10600.	84	14264	No
272	GOM_NL__2PRFIN20041121_150736_000000482032_00182_14264_6384.N1	21-NOV-2004 15:07:36	Dark	48.000	20	Bet Cru	1.2530	30000.	96	14264	No
273	GOM_NL__2PRFIN20041121_150844_000000522032_00183_14265_6353.N1	21-NOV-2004 15:08:44	Dark	51.500	12	Alp1Cru	0.77500	30000.	103	14265	No
274	GOM_NL__2PRFIN20041121_151105_000000412032_00183_14265_6354.N1	21-NOV-2004 15:11:05	Dark	40.500	124	The Car	2.7640	30000.	81	14265	No
275	GOM_NL__2PRFIN20041121_151522_000000462032_00183_14265_6355.N1	21-NOV-2004 15:15:22	Dark	45.500	41	Eps Car	1.8600	4100.0	91	14265	No
276	GOM_NL__2PRFIN20041121_151643_000000532032_00183_14265_6356.N1	21-NOV-2004 15:16:43	Dark	53.000	34	Gam2Vel	1.7930	23000.	106	14265	No
277	GOM_NL__2PRFIN20041121_152051_000000602032_00183_14265_6357.N1	21-NOV-2004 15:20:51	Dark	60.000	2	Alp Car	-0.73600	7000.0	120	14265	No
278	GOM_NL__2PRFIN20041121_152555_000000802032_00183_14265_6358.N1	21-NOV-2004 15:25:55	Dark	80.000	23	21Eps CMa	1.5020	26000.	160	14265	No

279	GOM_NL__2PRFIN20041121_152858_000000402032_00183_14265_6359.N1	21-NOV-2004 15:28:58	Straylight	40.000	157	The1Eri	2.9060	9300.0	80	14265	No
280	GOM_NL__2PRFIN20041121_153316_000000922032_00183_14265_6360.N1	21-NOV-2004 15:33:16	Straylight	91.500	47	2Bet CMa	1.9760	28000.	183	14265	No
281	GOM_NL__2PRFIN20041121_153605_000000532032_00183_14265_6361.N1	21-NOV-2004 15:36:05	Straylight	53.000	165	34Gam Eri	2.9500	3200.0	106	14265	No
282	GOM_NL__2PRFIN20041121_153808_000000692032_00183_14265_6362.N1	21-NOV-2004 15:38:08	Straylight	68.500	7	19Bet Ori	0.10000	14000.	137	14265	No
283	GOM_NL__2PRFIN20041121_154207_000000842032_00183_14265_6363.N1	21-NOV-2004 15:42:07	Tw_i_and_stray	84.000	30	46Eps Ori	1.6940	30000.	168	14265	No
284	GOM_NL__2PRFIN20041121_154632_000000402032_00183_14265_6364.N1	21-NOV-2004 15:46:32	Bright	39.500	105	6Bet Ari	2.6450	8900.0	79	14265	No
285	GOM_NL__2PRFIN20041121_154757_000000442032_00183_14265_6365.N1	21-NOV-2004 15:47:57	Bright	43.500	146	25Eta Tau	2.8730	15200.	87	14265	No
286	GOM_NL__2PRFIN20041121_155022_000000382032_00183_14265_6366.N1	21-NOV-2004 15:50:22	Bright	38.000	173	4Bet Tri	3.0040	8900.0	76	14265	No
287	GOM_NL__2PRFIN20041121_155226_000000392032_00183_14265_6367.N1	21-NOV-2004 15:52:26	Bright	38.500	73	57Gam1And	2.2600	13100.	77	14265	No
288	GOM_NL__2PRFIN20041121_155451_000000442032_00183_14265_6368.N1	21-NOV-2004 15:54:51	Bright	44.000	175	39Del Per	3.0100	19400.	88	14265	No
289	GOM_NL__2PRFIN20041121_155704_000000412032_00183_14265_6369.N1	21-NOV-2004 15:57:04	Bright	41.000	68	18Alp Cas	2.2250	4500.0	82	14265	No
290	GOM_NL__2PRFIN20041121_155817_000000392032_00183_14265_6370.N1	21-NOV-2004 15:58:17	Bright	39.000	74	11Bet Cas	2.2680	6600.0	78	14265	No
291	GOM_NL__2PRFIN20041121_160018_000000582032_00183_14265_6371.N1	21-NOV-2004 16:00:18	Bright	57.500	42	34Bet Aur	1.9000	10200.	115	14265	No
292	GOM_NL__2PRFIN20041121_160539_000000392032_00183_14265_6372.N1	21-NOV-2004 16:05:39	Bright	38.500	49	1Alp UMi	1.9900	6300.0	77	14265	No
293	GOM_NL__2PRFIN20041121_161010_000000382032_00183_14265_6373.N1	21-NOV-2004 16:10:10	Bright	38.000	60	7Bet UMi	2.0810	3950.0	76	14265	No
294	GOM_NL__2PRFIN20041121_161222_000000392032_00183_14265_6374.N1	21-NOV-2004 16:12:22	Bright	38.500	119	14Eta Dra	2.7270	4700.0	77	14265	No
295	GOM_NL__2PRFIN20041121_161437_000000422032_00183_14265_6375.N1	21-NOV-2004 16:14:37	Bright	41.500	82	48Bet UMa	2.3650	10600.	83	14265	No
296	GOM_NL__2PRFIN20041121_161606_000000412032_00183_14265_6376.N1	21-NOV-2004 16:16:06	Bright	41.000	87	64Gam UMa	2.4330	11000.	82	14265	No
297	GOM_NL__2PRFIN20041121_161851_000000502032_00183_14265_6377.N1	21-NOV-2004 16:18:51	Bright	50.000	174	52Psi UMa	3.0040	4400.0	100	14265	No
298	GOM_NL__2PRFIN20041121_162056_000000382032_00183_14265_6378.N1	21-NOV-2004 16:20:56	Bright	37.500	152	12Alp2CVn	2.8900	11000.	75	14265	No
299	GOM_NL__2PRFIN20041121_162308_000000372032_00183_14265_6379.N1	21-NOV-2004 16:23:08	Bright	37.000	83		2.3780	11000.	74	14265	No
300	GOM_NL__2PRFIN20041121_162539_000000362032_00183_14265_6380.N1	21-NOV-2004 16:25:39	Bright	36.000	3	16Alp Boo	-0.050000	4250.0	72	14265	No
301	GOM_NL__2PRFIN20041121_162817_000000572032_00183_14265_6381.N1	21-NOV-2004 16:28:17	Bright	57.000	96	68Del Leo	2.5600	9300.0	114	14265	No
302	GOM_NL__2PRFIN20041121_163109_000001042032_00183_14265_6382.N1	21-NOV-2004 16:31:09	Tw_i_and_stray	103.50	51	41Gam1Leo	2.0100	4500.0	207	14265	No
303	GOM_NL__2PRFIN20041121_163701_000001312032_00183_14265_6383.N1	21-NOV-2004 16:37:01	Straylight	131.00	22	32Alp Leo	1.3600	15200.	262	14265	No
304	GOM_NL__2PRFIN20041121_164533_000000452032_00183_14265_6384.N1	21-NOV-2004 16:45:33	Dark	44.500	64	Gam Cen	2.2000	10600.	89	14265	No
305	GOM_NL__2PRFIN20041121_164812_000000422032_00183_14265_6385.N1	21-NOV-2004 16:48:12	Dark	42.000	20	Bet Cru	1.2530	30000.	84	14265	No
306	GOM_NL__2PRFIN20041121_164920_000000482032_00184_14266_6353.N1	21-NOV-2004 16:49:20	Dark	47.500	12	Alp1Cru	0.77500	30000.	95	14266	No
307	GOM_NL__2PRFIN20041121_165142_000000402032_00184_14266_6354.N1	21-NOV-2004 16:51:42	Dark	39.500	124	The Car	2.7640	30000.	79	14266	No
308	GOM_NL__2PRFIN20041121_165559_000000502032_00184_14266_6355.N1	21-NOV-2004 16:55:59	Dark	50.000	41	Eps Car	1.8600	4100.0	100	14266	No
309	GOM_NL__2PRFIN20041121_165720_000000562032_00184_14266_6356.N1	21-NOV-2004 16:57:20	Dark	56.000	34	Gam2Vel	1.7930	23000.	112	14266	No
310	GOM_NL__2PRFIN20041121_170128_000000502032_00184_14266_6357.N1	21-NOV-2004 17:01:28	Dark	50.000	2	Alp Car	-0.73600	7000.0	100	14266	No
311	GOM_NL__2PRFIN20041121_170632_000000842032_00184_14266_6358.N1	21-NOV-2004 17:06:32	Dark	84.000	23	21Eps CMa	1.5020	26000.	168	14266	No
312	GOM_NL__2PRFIN20041121_170934_000000422032_00184_14266_6359.N1	21-NOV-2004 17:09:34	Straylight	41.500	157	The1Eri	2.9060	9300.0	83	14266	No
313	GOM_NL__2PRFIN20041121_171352_000000902032_00184_14266_6360.N1	21-NOV-2004 17:13:52	Straylight	89.500	47	2Bet CMa	1.9760	28000.	179	14266	No
314	GOM_NL__2PRFIN20041121_171641_000000502032_00184_14266_6361.N1	21-NOV-2004 17:16:41	Straylight	49.500	165	34Gam Eri	2.9500	3200.0	99	14266	No
315	GOM_NL__2PRFIN20041121_171844_000000702032_00184_14266_6362.N1	21-NOV-2004 17:18:44	Straylight	69.500	7	19Bet Ori	0.10000	14000.	139	14266	No
316	GOM_NL__2PRFIN20041121_172241_000000852032_00184_14266_6363.N1	21-NOV-2004 17:22:41	Tw_i_and_stray	84.500	30	46Eps Ori	1.6940	30000.	169	14266	No
317	GOM_NL__2PRFIN20041121_172708_000000382032_00184_14266_6364.N1	21-NOV-2004 17:27:08	Bright	37.500	105	6Bet Ari	2.6450	8900.0	75	14266	No
318	GOM_NL__2PRFIN20041121_172834_000000432032_00184_14266_6365.N1	21-NOV-2004 17:28:34	Bright	43.000	146	25Eta Tau	2.8730	15200.	86	14266	No
319	GOM_NL__2PRFIN20041121_173059_000000372032_00184_14266_6366.N1	21-NOV-2004 17:30:59	Bright	37.000	173	4Bet Tri	3.0040	8900.0	74	14266	No
320	GOM_NL__2PRFIN20041121_173303_000000392032_00184_14266_6367.N1	21-NOV-2004 17:33:03	Bright	39.000	73	57Gam1And	2.2600	13100.	78	14266	No
321	GOM_NL__2PRFIN20041121_173527_000000402032_00184_14266_6368.N1	21-NOV-2004 17:35:27	Bright	39.500	175	39Del Per	3.0100	19400.	79	14266	No
322	GOM_NL__2PRFIN20041121_173743_000000392032_00184_14266_6369.N1	21-NOV-2004 17:37:43	Bright	38.500	68	18Alp Cas	2.2250	4500.0	77	14266	No
323	GOM_NL__2PRFIN20041121_173854_000000372032_00184_14266_6370.N1	21-NOV-2004 17:38:54	Bright	37.000	74	11Bet Cas	2.2680	6600.0	74	14266	No
324	GOM_NL__2PRFIN20041121_174052_000000562032_00184_14266_6371.N1	21-NOV-2004 17:40:52	Bright	56.000	42	34Bet Aur	1.9000	10200.	112	14266	No
325	GOM_NL__2PRFIN20041121_174615_000000382032_00184_14266_6372.N1	21-NOV-2004 17:46:15	Bright	38.000	49	1Alp UMi	1.9900	6300.0	76	14266	No
326	GOM_NL__2PRFIN20041121_175047_000000382032_00184_14266_6373.N1	21-NOV-2004 17:50:47	Bright	38.000	60	7Bet UMi	2.0810	3950.0	76	14266	No
327	GOM_NL__2PRFIN20041121_175258_000000372032_00184_14266_6374.N1	21-NOV-2004 17:52:58	Bright	36.500	119	14Eta Dra	2.7270	4700.0	73	14266	No
328	GOM_NL__2PRFIN20041121_175512_000000452032_00184_14266_6375.N1	21-NOV-2004 17:55:12	Bright	44.500	82	48Bet UMa	2.3650	10600.	89	14266	No
329	GOM_NL__2PRFIN20041121_175641_000000432032_00184_14266_6376.N1	21-NOV-2004 17:56:41	Bright	43.000	87	64Gam UMa	2.4330	11000.	86	14266	No
330	GOM_NL__2PRFIN20041121_175926_000000512032_00184_14266_6377.N1	21-NOV-2004 17:59:26	Bright	51.000	174	52Psi UMa	3.0040	4400.0	102	14266	No
331	GOM_NL__2PRFIN20041121_180132_000000382032_00184_14266_6378.N1	21-NOV-2004 18:01:32	Bright	38.000	152	12Alp2CVn	2.8900	11000.	76	14266	No
332	GOM_NL__2PRFIN20041121_180346_000000362032_00184_14266_6379.N1	21-NOV-2004 18:03:46	Bright	35.500	83		2.3780	11000.	71	14266	No
333	GOM_NL__2PRFIN20041121_180616_000000362032_00184_14266_6380.N1	21-NOV-2004 18:06:16	Bright	35.500	3	16Alp Boo	-0.050000	4250.0	71	14266	No
334	GOM_NL__2PRFIN20041121_180854_000000582032_00184_14266_6381.N1	21-NOV-2004 18:08:54	Bright	58.000	96	68Del Leo	2.5600	9300.0	116	14266	No
335	GOM_NL__2PRFIN20041121_181146_000001082032_00184_14266_6382.N1	21-NOV-2004 18:11:46	Tw_i_and_stray	107.50	51	41Gam1Leo	2.0100	4500.0	215	14266	No
336	GOM_NL__2PRFIN20041121_181740_000001452032_00184_14266_6383.N1	21-NOV-2004 18:17:40	Straylight	145.00	22	32Alp Leo	1.3600	15200.	290	14266	No
337	GOM_NL__2PRFIN20041121_182610_000000442032_00184_14266_6384.N1	21-NOV-2004 18:26:10	Dark	43.500	64	Gam Cen	2.2000	10600.	87	14266	No



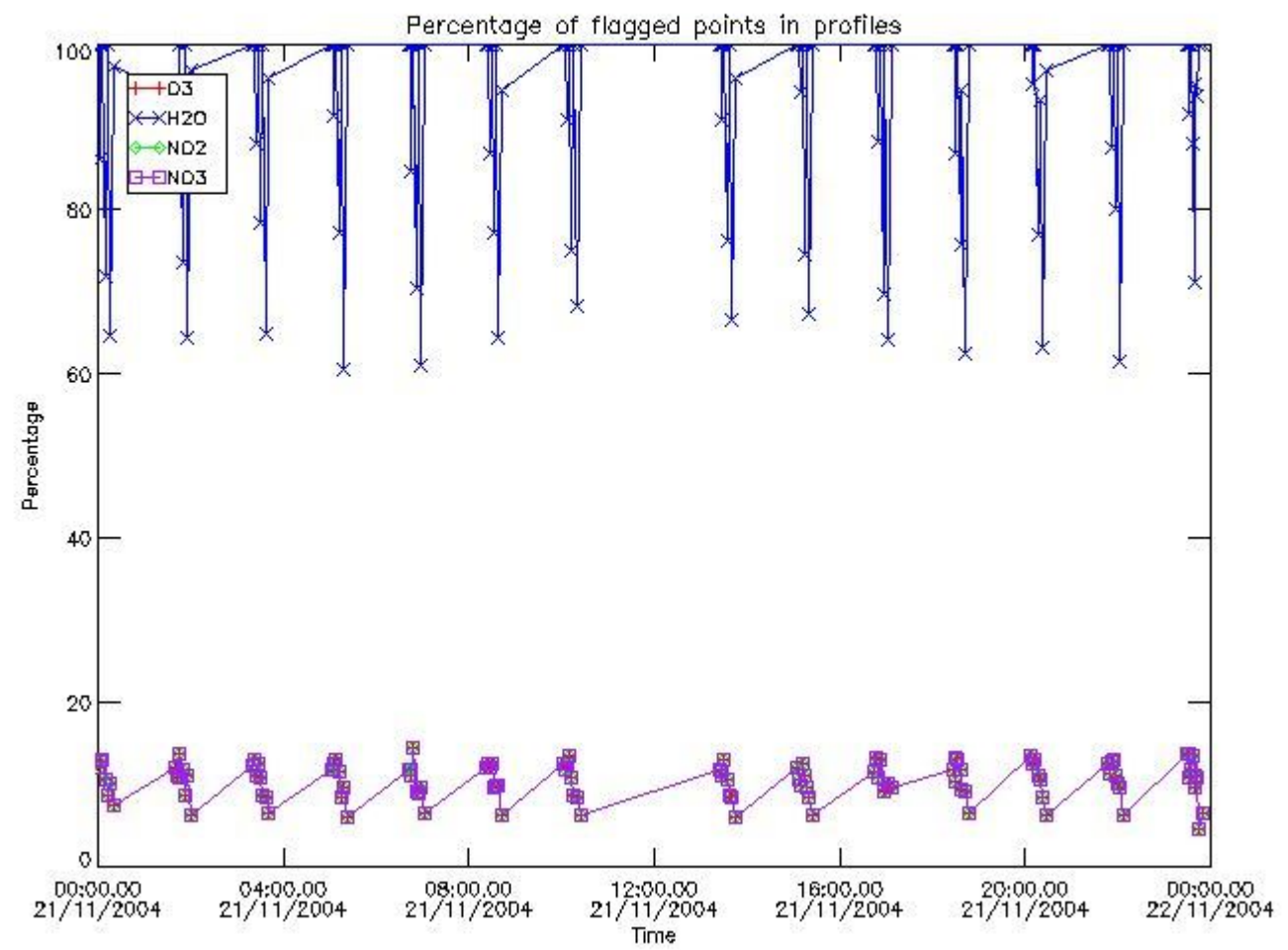
338	GOM_NL__2PRFIN20041121_182849_000000392032_00184_14266_6385.N1	21-NOV-2004 18:28:49	Dark	38.500	20	Bet Cru	1.2530	30000.	77	14266	No
339	GOM_NL__2PRFIN20041121_182957_000000502032_00185_14267_6353.N1	21-NOV-2004 18:29:57	Dark	49.500	12	Alp1Cru	0.77500	30000.	99	14267	No
340	GOM_NL__2PRFIN20041121_183219_000000402032_00185_14267_6354.N1	21-NOV-2004 18:32:19	Dark	39.500	124	The Car	2.7640	30000.	79	14267	No
341	GOM_NL__2PRFIN20041121_183635_000000442032_00185_14267_6355.N1	21-NOV-2004 18:36:35	Dark	43.500	41	Eps Car	1.8600	4100.0	87	14267	No
342	GOM_NL__2PRFIN20041121_183757_000000542032_00185_14267_6356.N1	21-NOV-2004 18:37:57	Dark	54.000	34	Gam2Vel	1.7930	23000.	108	14267	No
343	GOM_NL__2PRFIN20041121_184205_000000552032_00185_14267_6357.N1	21-NOV-2004 18:42:05	Dark	54.500	2	Alp Car	-0.73600	7000.0	109	14267	No
344	GOM_NL__2PRFIN20041121_184708_000000802032_00185_14267_6358.N1	21-NOV-2004 18:47:08	Dark	79.500	23	21Eps CMa	1.5020	26000.	159	14267	No
345	GOM_NL__2PRFIN20041121_185010_000000432032_00185_14267_6359.N1	21-NOV-2004 18:50:10	Straylight	42.500	157	The1Eri	2.9060	9300.0	85	14267	No
346	GOM_NL__2PRFIN20041121_185428_000000882032_00185_14267_6360.N1	21-NOV-2004 18:54:28	Straylight	88.000	47	2Bet CMa	1.9760	28000.	176	14267	No
347	GOM_NL__2PRFIN20041121_185717_000000532032_00185_14267_6361.N1	21-NOV-2004 18:57:17	Straylight	52.500	165	34Gam Eri	2.9500	3200.0	105	14267	No
348	GOM_NL__2PRFIN20041121_185919_000000722032_00185_14267_6362.N1	21-NOV-2004 18:59:19	Straylight	72.000	7	19Bet Ori	0.10000	14000.	144	14267	No
349	GOM_NL__2PRFIN20041121_190316_000000892032_00185_14267_6363.N1	21-NOV-2004 19:03:16	Tw_i_and_stray	89.000	30	46Eps Ori	1.6940	30000.	178	14267	No
350	GOM_NL__2PRFIN20041121_190745_000000392032_00185_14267_6364.N1	21-NOV-2004 19:07:45	Bright	38.500	105	6Bet Ari	2.6450	8900.0	77	14267	No
351	GOM_NL__2PRFIN20041121_190910_000000432032_00185_14267_6365.N1	21-NOV-2004 19:09:10	Bright	42.500	146	25Eta Tau	2.8730	15200.	85	14267	No
352	GOM_NL__2PRFIN20041121_191135_000000372032_00185_14267_6366.N1	21-NOV-2004 19:11:35	Bright	37.000	173	4Bet Tri	3.0040	8900.0	74	14267	No
353	GOM_NL__2PRFIN20041121_191339_000000382032_00185_14267_6367.N1	21-NOV-2004 19:13:39	Bright	37.500	73	57Gam1And	2.2600	13100.	75	14267	No
354	GOM_NL__2PRFIN20041121_191603_000000392032_00185_14267_6368.N1	21-NOV-2004 19:16:03	Bright	39.000	175	39Del Per	3.0100	19400.	78	14267	No
355	GOM_NL__2PRFIN20041121_191819_000000382032_00185_14267_6369.N1	21-NOV-2004 19:18:19	Bright	38.000	68	18Alp Cas	2.2250	4500.0	76	14267	No
356	GOM_NL__2PRFIN20041121_191931_000000392032_00185_14267_6370.N1	21-NOV-2004 19:19:31	Bright	39.000	74	11Bet Cas	2.2680	6600.0	78	14267	No
357	GOM_NL__2PRFIN20041121_192126_000000572032_00185_14267_6371.N1	21-NOV-2004 19:21:26	Bright	56.500	42	34Bet Aur	1.9000	10200.	113	14267	No
358	GOM_NL__2PRFIN20041121_192652_000000392032_00185_14267_6372.N1	21-NOV-2004 19:26:52	Bright	38.500	49	1Alp UMi	1.9900	6300.0	77	14267	No
359	GOM_NL__2PRFIN20041121_193123_000000392032_00185_14267_6373.N1	21-NOV-2004 19:31:23	Bright	38.500	60	7Bet UMi	2.0810	3950.0	77	14267	No
360	GOM_NL__2PRFIN20041121_193335_000000362032_00185_14267_6374.N1	21-NOV-2004 19:33:35	Bright	35.500	119	14Eta Dra	2.7270	4700.0	71	14267	No
361	GOM_NL__2PRFIN20041121_193548_000000432032_00185_14267_6375.N1	21-NOV-2004 19:35:48	Bright	42.500	82	48Bet UMa	2.3650	10600.	85	14267	No
362	GOM_NL__2PRFIN20041121_193717_000000422032_00185_14267_6376.N1	21-NOV-2004 19:37:17	Bright	41.500	87	64Gam UMa	2.4330	11000.	83	14267	No
363	GOM_NL__2PRFIN20041121_194002_000000512032_00185_14267_6377.N1	21-NOV-2004 19:40:02	Bright	50.500	174	52Psi UMa	3.0040	4400.0	101	14267	No
364	GOM_NL__2PRFIN20041121_194208_000000382032_00185_14267_6378.N1	21-NOV-2004 19:42:08	Bright	38.000	152	12Alp2CVn	2.8900	11000.	76	14267	No
365	GOM_NL__2PRFIN20041121_194422_000000372032_00185_14267_6379.N1	21-NOV-2004 19:44:22	Bright	36.500	83		2.3780	11000.	73	14267	No
366	GOM_NL__2PRFIN20041121_194652_000000362032_00185_14267_6380.N1	21-NOV-2004 19:46:52	Bright	35.500	3	16Alp Boo	-0.050000	4250.0	71	14267	No
367	GOM_NL__2PRFIN20041121_194927_000000672032_00185_14267_6381.N1	21-NOV-2004 19:49:27	Bright	67.000	96	68Del Leo	2.5600	9300.0	134	14267	No
368	GOM_NL__2PRFIN20041121_195223_000001082032_00185_14267_6382.N1	21-NOV-2004 19:52:23	Tw_i_and_stray	108.00	51	41Gam1Leo	2.0100	4500.0	216	14267	No
369	GOM_NL__2PRFIN20041121_195818_000001402032_00185_14267_6383.N1	21-NOV-2004 19:58:18	Straylight	140.00	22	32Alp Leo	1.3600	15200.	280	14267	No
370	GOM_NL__2PRFIN20041121_200646_000000382032_00185_14267_6384.N1	21-NOV-2004 20:06:46	Dark	37.500	64	Gam Cen	2.2000	10600.	75	14267	No
371	GOM_NL__2PRFIN20041121_200925_000000412032_00185_14267_6385.N1	21-NOV-2004 20:09:25	Dark	40.500	20	Bet Cru	1.2530	30000.	81	14267	No
372	GOM_NL__2PRFIN20041121_201034_000000412032_00186_14268_6353.N1	21-NOV-2004 20:10:34	Dark	41.000	12	Alp1Cru	0.77500	30000.	82	14268	No
373	GOM_NL__2PRFIN20041121_201255_000000402032_00186_14268_6354.N1	21-NOV-2004 20:12:55	Dark	39.500	124	The Car	2.7640	30000.	79	14268	No
374	GOM_NL__2PRFIN20041121_201712_000000462032_00186_14268_6355.N1	21-NOV-2004 20:17:12	Dark	46.000	41	Eps Car	1.8600	4100.0	92	14268	No
375	GOM_NL__2PRFIN20041121_201834_000000532032_00186_14268_6356.N1	21-NOV-2004 20:18:34	Dark	53.000	34	Gam2Vel	1.7930	23000.	106	14268	No
376	GOM_NL__2PRFIN20041121_202241_000000602032_00186_14268_6357.N1	21-NOV-2004 20:22:41	Dark	60.000	2	Alp Car	-0.73600	7000.0	120	14268	No
377	GOM_NL__2PRFIN20041121_202745_000000812032_00186_14268_6358.N1	21-NOV-2004 20:27:45	Dark	80.500	23	21Eps CMa	1.5020	26000.	161	14268	No
378	GOM_NL__2PRFIN20041121_203047_000000422032_00186_14268_6359.N1	21-NOV-2004 20:30:47	Straylight	41.500	157	The1Eri	2.9060	9300.0	83	14268	No
379	GOM_NL__2PRFIN20041121_203505_000000892032_00186_14268_6360.N1	21-NOV-2004 20:35:05	Straylight	89.000	47	2Bet CMa	1.9760	28000.	178	14268	No
380	GOM_NL__2PRFIN20041121_203753_000000512032_00186_14268_6361.N1	21-NOV-2004 20:37:53	Straylight	50.500	165	34Gam Eri	2.9500	3200.0	101	14268	No
381	GOM_NL__2PRFIN20041121_203954_000000732032_00186_14268_6362.N1	21-NOV-2004 20:39:54	Straylight	73.000	7	19Bet Ori	0.10000	14000.	146	14268	No
382	GOM_NL__2PRFIN20041121_204351_000000832032_00186_14268_6363.N1	21-NOV-2004 20:43:51	Tw_i_and_stray	83.000	30	46Eps Ori	1.6940	30000.	166	14268	No
383	GOM_NL__2PRFIN20041121_204821_000000372032_00186_14268_6364.N1	21-NOV-2004 20:48:21	Bright	37.000	105	6Bet Ari	2.6450	8900.0	74	14268	No
384	GOM_NL__2PRFIN20041121_204945_000000422032_00186_14268_6365.N1	21-NOV-2004 20:49:45	Bright	42.000	146	25Eta Tau	2.8730	15200.	84	14268	No
385	GOM_NL__2PRFIN20041121_205211_000000362032_00186_14268_6366.N1	21-NOV-2004 20:52:11	Bright	36.000	173	4Bet Tri	3.0040	8900.0	72	14268	No
386	GOM_NL__2PRFIN20041121_205415_000000362032_00186_14268_6367.N1	21-NOV-2004 20:54:15	Bright	36.000	73	57Gam1And	2.2600	13100.	72	14268	No
387	GOM_NL__2PRFIN20041121_205639_000000382032_00186_14268_6368.N1	21-NOV-2004 20:56:39	Bright	38.000	175	39Del Per	3.0100	19400.	76	14268	No
388	GOM_NL__2PRFIN20041121_205855_000000402032_00186_14268_6369.N1	21-NOV-2004 20:58:55	Bright	40.000	68	18Alp Cas	2.2250	4500.0	80	14268	No
389	GOM_NL__2PRFIN20041121_210007_000000392032_00186_14268_6370.N1	21-NOV-2004 21:00:07	Bright	38.500	74	11Bet Cas	2.2680	6600.0	77	14268	No
390	GOM_NL__2PRFIN20041121_210202_000000572032_00186_14268_6371.N1	21-NOV-2004 21:02:02	Bright	57.000	42	34Bet Aur	1.9000	10200.	114	14268	No
391	GOM_NL__2PRFIN20041121_210728_000000382032_00186_14268_6372.N1	21-NOV-2004 21:07:28	Bright	37.500	49	1Alp UMi	1.9900	6300.0	75	14268	No
392	GOM_NL__2PRFIN20041121_211159_000000362032_00186_14268_6373.N1	21-NOV-2004 21:11:59	Bright	36.000	60	7Bet UMi	2.0810	3950.0	72	14268	No
393	GOM_NL__2PRFIN20041121_211412_000000382032_00186_14268_6374.N1	21-NOV-2004 21:14:12	Bright	37.500	119	14Eta Dra	2.7270	4700.0	75	14268	No
394	GOM_NL__2PRFIN20041121_211623_000000462032_00186_14268_6375.N1	21-NOV-2004 21:16:23	Bright	46.000	82	48Bet UMa	2.3650	10600.	92	14268	No
395	GOM_NL__2PRFIN20041121_211753_000000422032_00186_14268_6376.N1	21-NOV-2004 21:17:53	Bright	41.500	87	64Gam UMa	2.4330	11000.	83	14268	No
396	GOM_NL__2PRFIN20041121_212038_000000502032_00186_14268_6377.N1	21-NOV-2004 21:20:38	Bright	50.000	174	52Psi UMa	3.0040	4400.0	100	14268	No

397	GOM_NL__2PRFIN20041121_212244_000000552032_00186_14268_6378.N1	21-NOV-2004 21:22:44	Bright	55.000	152	12Alp2CVn	2.8900	11000.	110	14268	No
398	GOM_NL__2PRFIN20041121_212458_000000372032_00186_14268_6379.N1	21-NOV-2004 21:24:58	Bright	36.500	83		2.3780	11000.	73	14268	No
399	GOM_NL__2PRFIN20041121_212728_000000362032_00186_14268_6380.N1	21-NOV-2004 21:27:28	Bright	35.500	3	16Alp Boo	-0.050000	4250.0	71	14268	No
400	GOM_NL__2PRFIN20041121_213006_000000572032_00186_14268_6381.N1	21-NOV-2004 21:30:06	Bright	57.000	96	68Del Leo	2.5600	9300.0	114	14268	No
401	GOM_NL__2PRFIN20041121_213300_000001162032_00186_14268_6382.N1	21-NOV-2004 21:33:00	Twilight_and_stray	115.50	51	41Gam1Leo	2.0100	4500.0	231	14268	No
402	GOM_NL__2PRFIN20041121_213857_000001362032_00186_14268_6383.N1	21-NOV-2004 21:38:57	Straylight	136.00	22	32Alp Leo	1.3600	15200.	272	14268	No
403	GOM_NL__2PRFIN20041121_214722_000000412032_00186_14268_6384.N1	21-NOV-2004 21:47:22	Dark	41.000	64	Gam Cen	2.2000	10600.	82	14268	No
404	GOM_NL__2PRFIN20041121_215001_000000452032_00186_14268_6385.N1	21-NOV-2004 21:50:01	Dark	45.000	20	Bet Cru	1.2530	30000.	90	14268	No
405	GOM_NL__2PRFIN20041121_215109_000000442032_00187_14269_6353.N1	21-NOV-2004 21:51:09	Dark	44.000	12	Alp1Cru	0.77500	30000.	88	14269	No
406	GOM_NL__2PRFIN20041121_215330_000000402032_00187_14269_6354.N1	21-NOV-2004 21:53:30	Dark	39.500	124	The Car	2.7640	30000.	79	14269	No
407	GOM_NL__2PRFIN20041121_215748_000000462032_00187_14269_6355.N1	21-NOV-2004 21:57:48	Dark	45.500	41	Eps Car	1.8600	4100.0	91	14269	No
408	GOM_NL__2PRFIN20041121_215911_000000512032_00187_14269_6356.N1	21-NOV-2004 21:59:11	Dark	50.500	34	Gam2Vel	1.7930	23000.	101	14269	No
409	GOM_NL__2PRFIN20041121_220317_000000542032_00187_14269_6357.N1	21-NOV-2004 22:03:17	Dark	53.500	2	Alp Car	-0.73600	7000.0	107	14269	No
410	GOM_NL__2PRFIN20041121_220823_000000822032_00187_14269_6358.N1	21-NOV-2004 22:08:23	Dark	81.500	23	21Eps CMa	1.5020	26000.	163	14269	No
411	GOM_NL__2PRFIN20041121_221123_000000422032_00187_14269_6359.N1	21-NOV-2004 22:11:23	Straylight	42.000	157	The1Eri	2.9060	9300.0	84	14269	No
412	GOM_NL__2PRFIN20041121_221542_000000902032_00187_14269_6360.N1	21-NOV-2004 22:15:42	Straylight	89.500	47	2Bet CMa	1.9760	28000.	179	14269	No
413	GOM_NL__2PRFIN20041121_221829_000000512032_00187_14269_6361.N1	21-NOV-2004 22:18:29	Straylight	51.000	165	34Gam Eri	2.9500	3200.0	102	14269	No
414	GOM_NL__2PRFIN20041121_222031_000000722032_00187_14269_6362.N1	21-NOV-2004 22:20:31	Straylight	72.000	7	19Bet Ori	0.10000	14000.	144	14269	No
415	GOM_NL__2PRFIN20041121_222427_000000842032_00187_14269_6363.N1	21-NOV-2004 22:24:27	Twilight_and_stray	83.500	30	46Eps Ori	1.6940	30000.	167	14269	No
416	GOM_NL__2PRFIN20041121_222856_000000392032_00187_14269_6364.N1	21-NOV-2004 22:28:56	Bright	38.500	105	6Bet Ari	2.6450	8900.0	77	14269	No
417	GOM_NL__2PRFIN20041121_223020_000000442032_00187_14269_6365.N1	21-NOV-2004 22:30:20	Bright	44.000	146	25Eta Tau	2.8730	15200.	88	14269	No
418	GOM_NL__2PRFIN20041121_223246_000000372032_00187_14269_6366.N1	21-NOV-2004 22:32:46	Bright	36.500	173	4Bet Tri	3.0040	8900.0	73	14269	No
419	GOM_NL__2PRFIN20041121_223451_000000372032_00187_14269_6367.N1	21-NOV-2004 22:34:51	Bright	36.500	73	57Gam1And	2.2600	13100.	73	14269	No
420	GOM_NL__2PRFIN20041121_223714_000000402032_00187_14269_6368.N1	21-NOV-2004 22:37:14	Bright	39.500	175	39Del Per	3.0100	19400.	79	14269	No
421	GOM_NL__2PRFIN20041121_223929_000000412032_00187_14269_6369.N1	21-NOV-2004 22:39:29	Bright	40.500	68	18Alp Cas	2.2250	4500.0	81	14269	No
422	GOM_NL__2PRFIN20041121_224043_000000382032_00187_14269_6370.N1	21-NOV-2004 22:40:43	Bright	38.000	74	11Bet Cas	2.2680	6600.0	76	14269	No
423	GOM_NL__2PRFIN20041121_224237_000000562032_00187_14269_6371.N1	21-NOV-2004 22:42:37	Bright	55.500	42	34Bet Aur	1.9000	10200.	111	14269	No
424	GOM_NL__2PRFIN20041121_224803_000000382032_00187_14269_6372.N1	21-NOV-2004 22:48:03	Bright	38.000	49	1Alp UMi	1.9900	6300.0	76	14269	No
425	GOM_NL__2PRFIN20041121_225234_000000372032_00187_14269_6373.N1	21-NOV-2004 22:52:34	Bright	37.000	60	7Bet UMi	2.0810	3950.0	74	14269	No
426	GOM_NL__2PRFIN20041121_225448_000000362032_00187_14269_6374.N1	21-NOV-2004 22:54:48	Bright	36.000	119	14Eta Dra	2.7270	4700.0	72	14269	No
427	GOM_NL__2PRFIN20041121_225700_000000452032_00187_14269_6375.N1	21-NOV-2004 22:57:00	Bright	45.000	82	48Bet UMa	2.3650	10600.	90	14269	No
428	GOM_NL__2PRFIN20041121_225828_000000432032_00187_14269_6376.N1	21-NOV-2004 22:58:28	Bright	43.000	87	64Gam UMa	2.4330	11000.	86	14269	No
429	GOM_NL__2PRFIN20041121_230114_000000462032_00187_14269_6377.N1	21-NOV-2004 23:01:14	Bright	46.000	174	52Psi UMa	3.0040	4400.0	92	14269	No
430	GOM_NL__2PRFIN20041121_230320_000000392032_00187_14269_6378.N1	21-NOV-2004 23:03:20	Bright	38.500	152	12Alp2CVn	2.8900	11000.	77	14269	No
431	GOM_NL__2PRFIN20041121_230533_000000362032_00187_14269_6379.N1	21-NOV-2004 23:05:33	Bright	35.500	83		2.3780	11000.	71	14269	No
432	GOM_NL__2PRFIN20041121_230803_000000362032_00187_14269_6380.N1	21-NOV-2004 23:08:03	Bright	36.000	3	16Alp Boo	-0.050000	4250.0	72	14269	No
433	GOM_NL__2PRFIN20041121_231043_000000552032_00187_14269_6381.N1	21-NOV-2004 23:10:43	Bright	55.000	96	68Del Leo	2.5600	9300.0	110	14269	No
434	GOM_NL__2PRFIN20041121_231337_000001102032_00187_14269_6382.N1	21-NOV-2004 23:13:37	Twilight_and_stray	109.50	51	41Gam1Leo	2.0100	4500.0	219	14269	No
435	GOM_NL__2PRFIN20041121_231935_000001532032_00187_14269_6383.N1	21-NOV-2004 23:19:35	Straylight	152.50	22	32Alp Leo	1.3600	15200.	305	14269	No
436	GOM_NL__2PRFIN20041121_232758_000000412032_00187_14269_6384.N1	21-NOV-2004 23:27:58	Dark	41.000	64	Gam Cen	2.2000	10600.	82	14269	No
437	GOM_NL__2PRFIN20041121_233036_000000412032_00187_14269_6385.N1	21-NOV-2004 23:30:36	Dark	40.500	20	Bet Cru	1.2530	30000.	81	14269	No
438	GOM_NL__2PRFIN20041121_233145_000000482032_00188_14270_6353.N1	21-NOV-2004 23:31:45	Dark	47.500	12	Alp1Cru	0.77500	30000.	95	14270	No
439	GOM_NL__2PRFIN20041121_233405_000000432032_00188_14270_6354.N1	21-NOV-2004 23:34:05	Dark	43.000	124	The Car	2.7640	30000.	86	14270	No
440	GOM_NL__2PRFIN20041121_233659_000000382032_00188_14270_6355.N1	21-NOV-2004 23:36:59	Dark	38.000	29	Bet Car	1.6720	10200.	76	14270	No
441	GOM_NL__2PRFIN20041121_233824_000000462032_00188_14270_6356.N1	21-NOV-2004 23:38:24	Dark	45.500	41	Eps Car	1.8600	4100.0	91	14270	No
442	GOM_NL__2PRFIN20041121_233947_000000542032_00188_14270_6357.N1	21-NOV-2004 23:39:47	Dark	53.500	34	Gam2Vel	1.7930	23000.	107	14270	No
443	GOM_NL__2PRFIN20041121_234317_000000482032_00188_14270_6358.N1	21-NOV-2004 23:43:17	Dark	47.500	161	Tau Pup	2.9310	4500.0	95	14270	No
444	GOM_NL__2PRFIN20041121_234522_000001122032_00188_14270_6359.N1	21-NOV-2004 23:45:22	Dark	111.50	132	15Rho Pup	2.8030	6900.0	223	14270	No
445	GOM_NL__2PRFIN20041121_234901_000000782032_00188_14270_6360.N1	21-NOV-2004 23:49:01	Dark	78.000	23	21Eps CMa	1.5020	26000.	156	14270	No
446	GOM_NL__2PRFIN20041121_235159_000000402032_00188_14270_6361.N1	21-NOV-2004 23:51:59	Straylight	39.500	157	The1Eri	2.9060	9300.0	79	14270	No
447	GOM_NL__2PRFIN20041121_235652_000001242032_00188_14270_6362.N1	21-NOV-2004 23:56:52	Straylight	124.00	1	9Alp CMa	-1.4400	11000.	248	14270	No

### 3. Quality information per product

In this section it is plotted some information contained in the Quality Summary data set of the level 2 products. Only products in dark limb conditions and without errors (error flag in the MPH set to "0") are used.

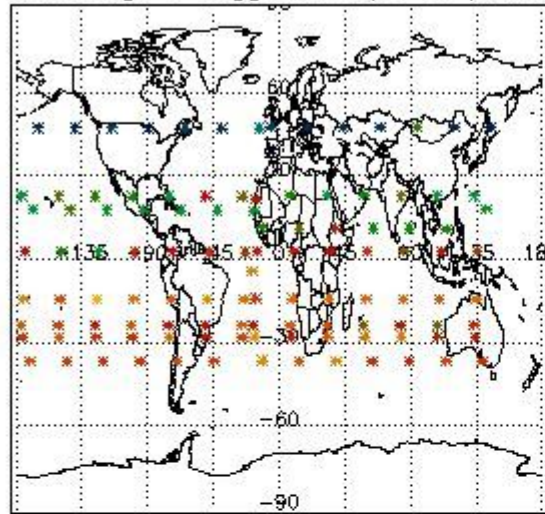
3.1 Plot quality information per product (time dependant)



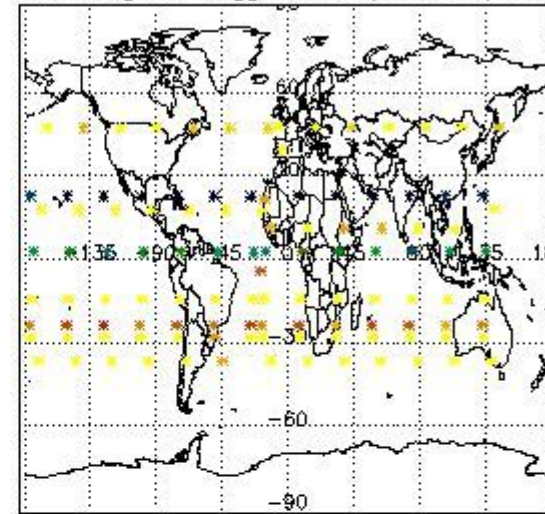
3.2 Plot quality information per product (world map)



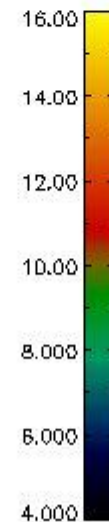
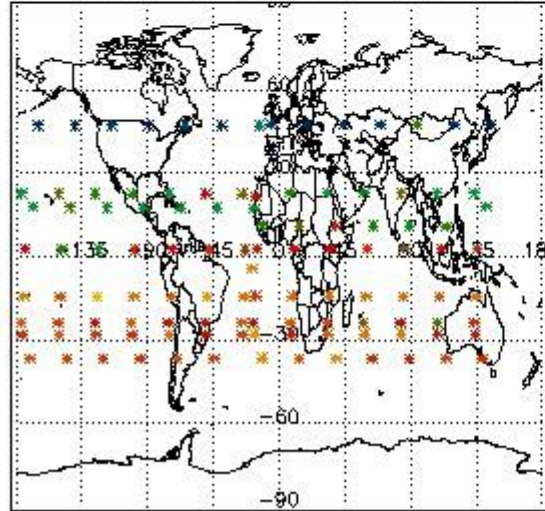
Percentage of flagged data per O3 profile



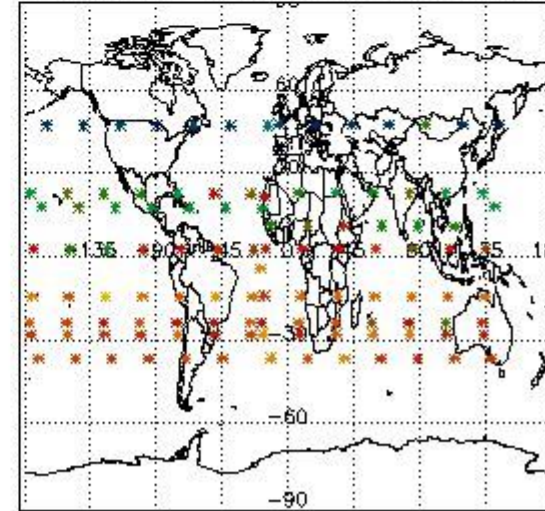
Percentage of flagged data per H2O profile



Percentage of flagged data per NO2 profile



Percentage of flagged data per NO3 profile

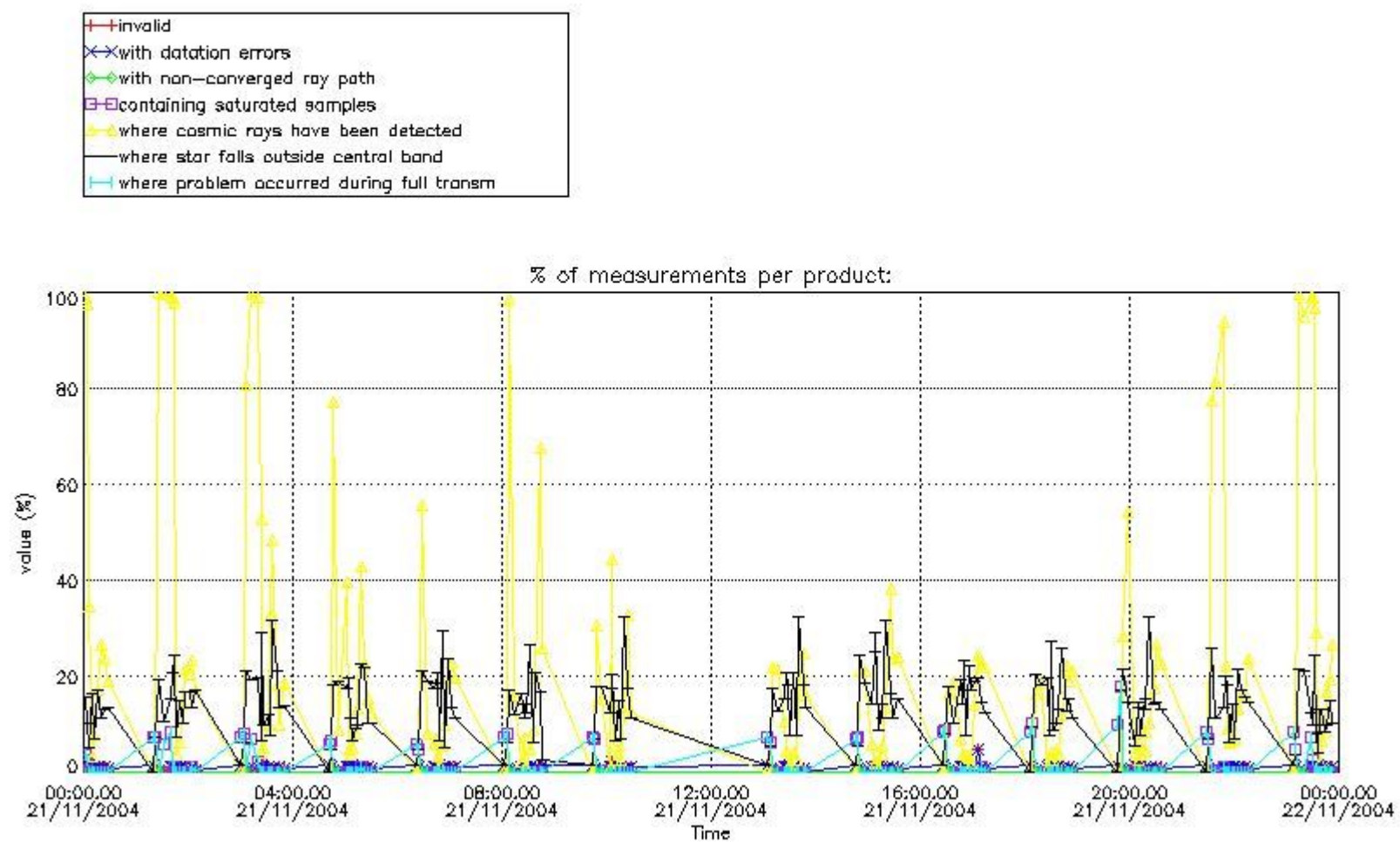


#### 4. Level 1 quality information per product

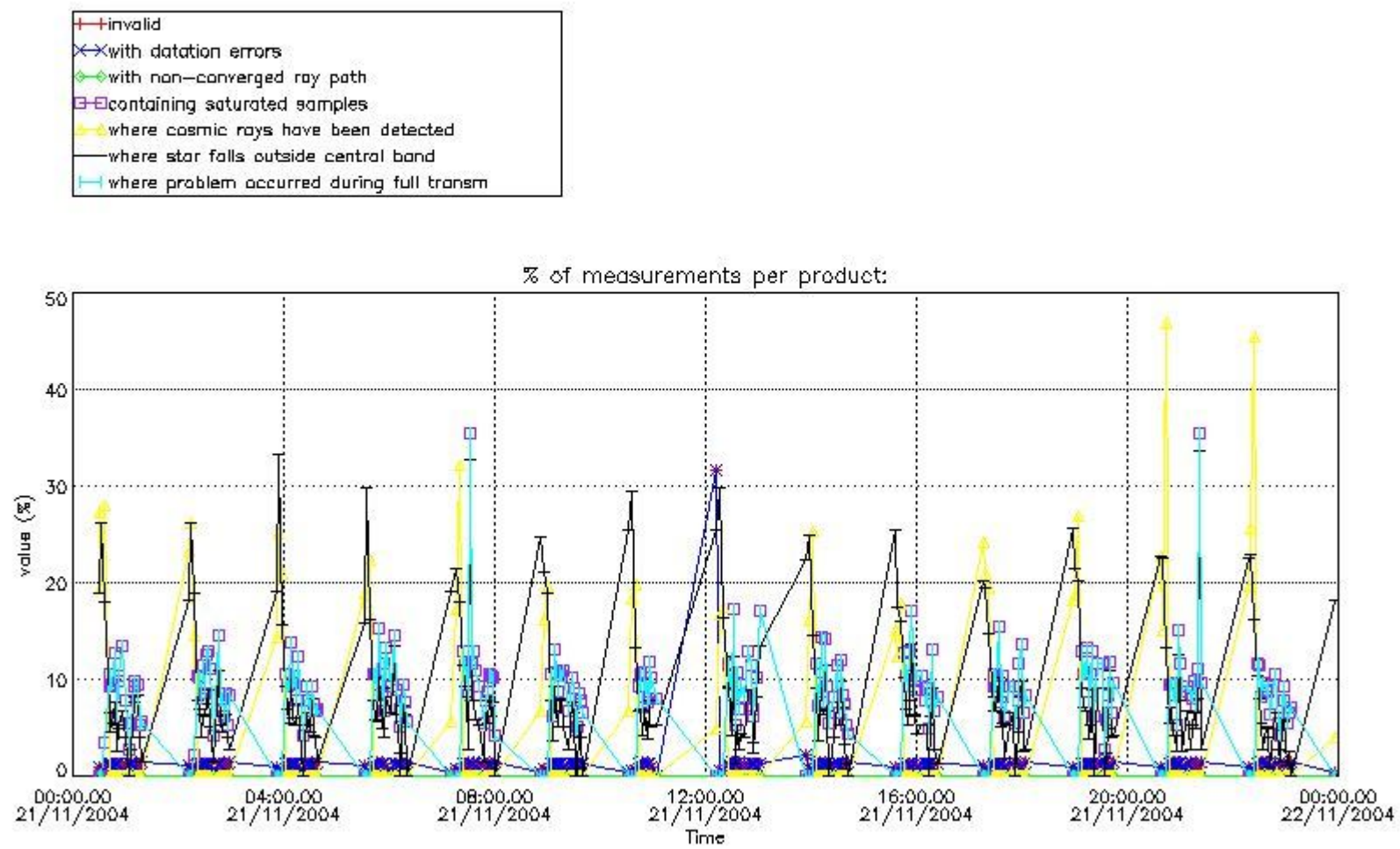
In this section it is plotted some information contained in the Quality Summary data set of the level 2 products that comes from the level 1b processing. Products without errors (error flag in the MPH set to "0") are used.

##### 4.1 Plot quality information per product (time dependant) coming from level 1b processing

##### 4.1.1 Plot level 1 quality information per product (time dependant): ENVISAT ASCENDING passes



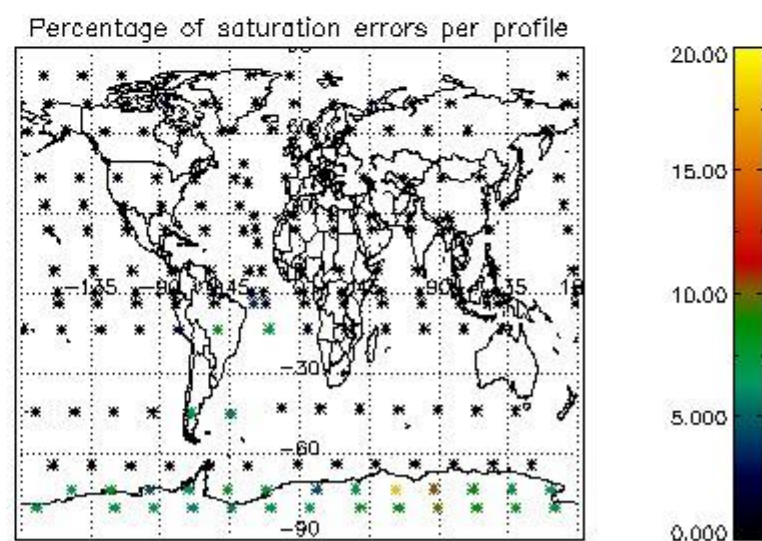
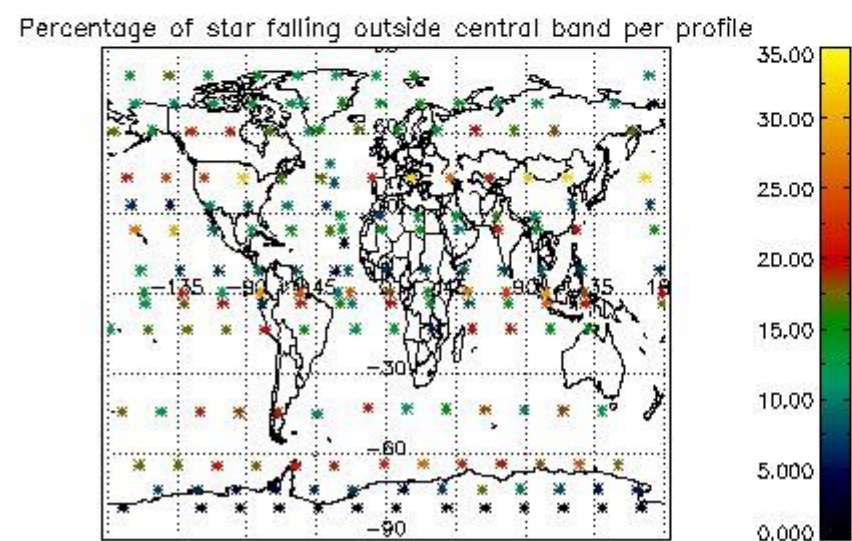
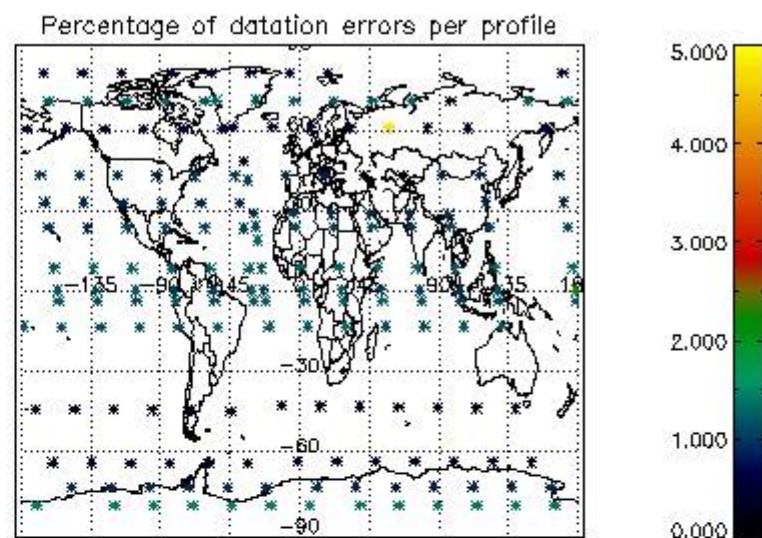
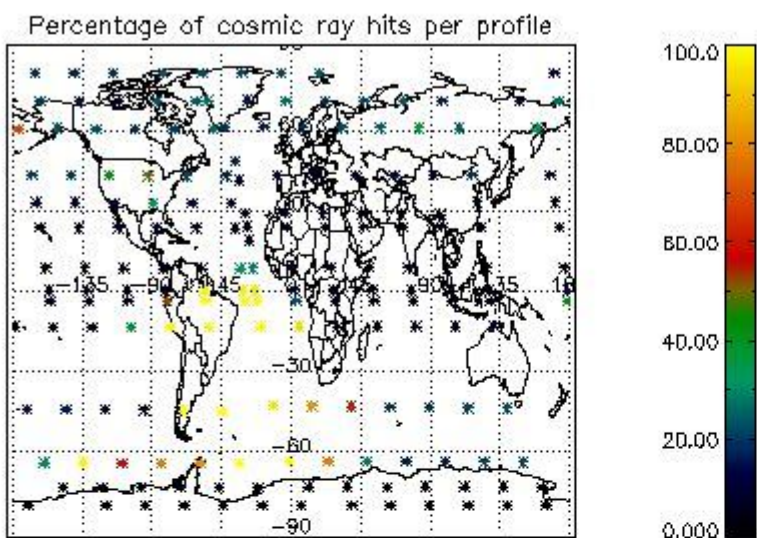
4.1.2 Plot level 1 quality information per product (time dependant): ENVI SAT DESCENDING passes



4.2 Plot quality information per product coming from level 1b processing (world map)

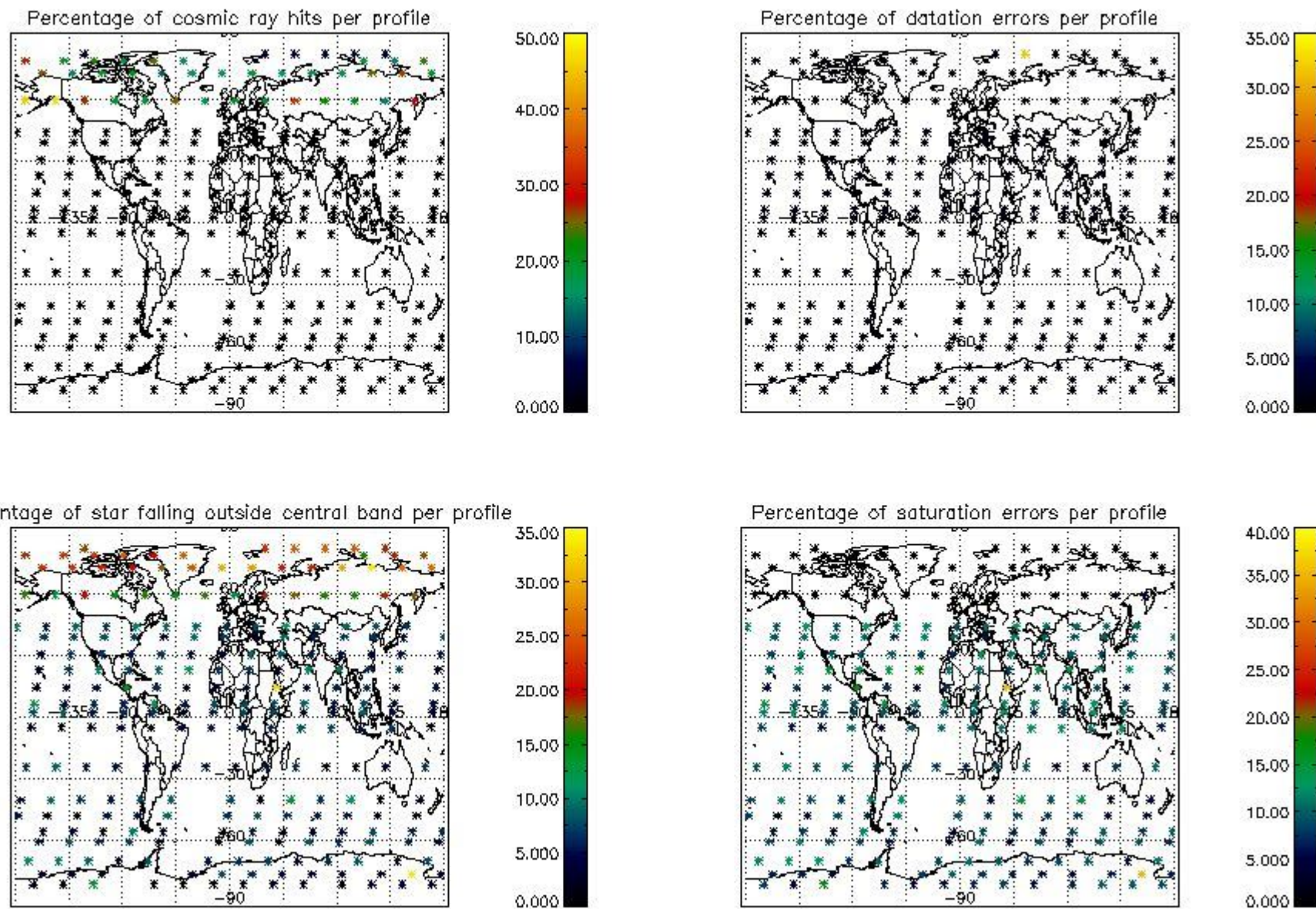
4.2.1 Plot level 1 quality information per product (world map): ENVISAT ASCENDING passes





4.2.2 Plot level 1 quality information per product (world map): ENVISAT DESCENDING passes





## 5. Trace gas profiles

### 5.1 Ozone statistics based on quality of products

The final quality of the products can be "measured" using the STD (Standard Deviation) attached to every point profile. This information is written to the parameter GOM\_NL\_\_2P/NL\_LOCAL\_SPECIES\_DENSITY/o3\_std of the level 2 products. The table below shows the statistics for given STD ranges.

The statistics are given with respect to the overall valid production:

- Products without fatal errors: GOM\_NL\_\_2P/MPH/PRODUCT\_ERR=0
- Valid point profile: GOM\_NL\_\_2P/NL\_LOCAL\_SPECIES\_DENSITY/pcd(0)=0

The 'Criteria' is applied to valid points of dark limb products:

- Products in dark limb illumination condition: GOM\_NL\_\_2P/NL\_SUMMARY\_QUALITY/obs\_ill\_cond=0
- Products without fatal errors: GOM\_NL\_\_2P/MPH/PRODUCT\_ERR=0
- Valid point profile: GOM\_NL\_\_2P/NL\_LOCAL\_SPECIES\_DENSITY/pcd(0)=0

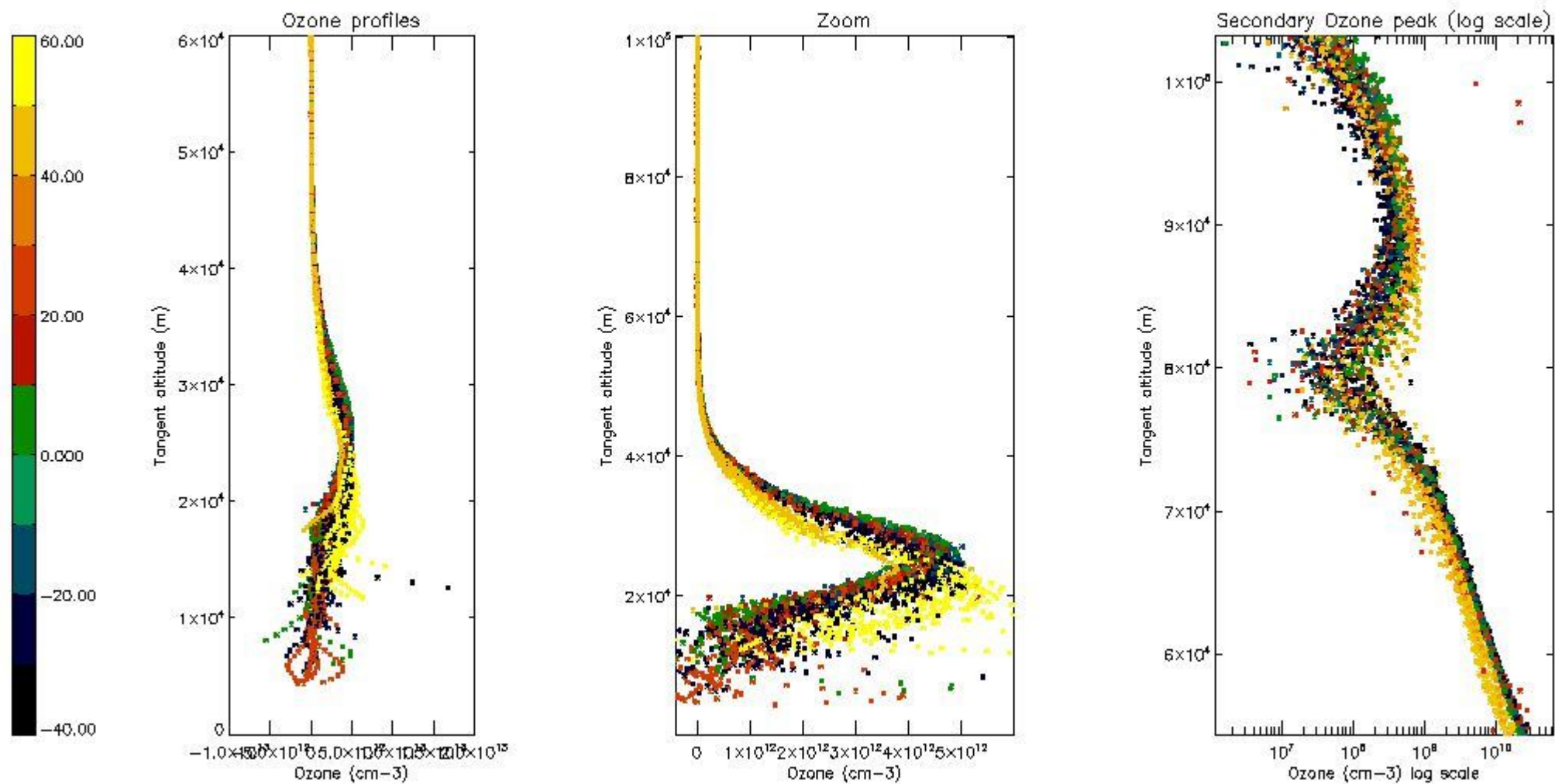
So, the table below shows the percentage of dark limb and valid observations for each criteria with respect to the overall valid daily observations.

Criteria	% of total production
All STD	25
STD < 20	17

STD < 10	15
STD < 5	12

5.2 Plot ozone profiles for all STD (dark without errors)

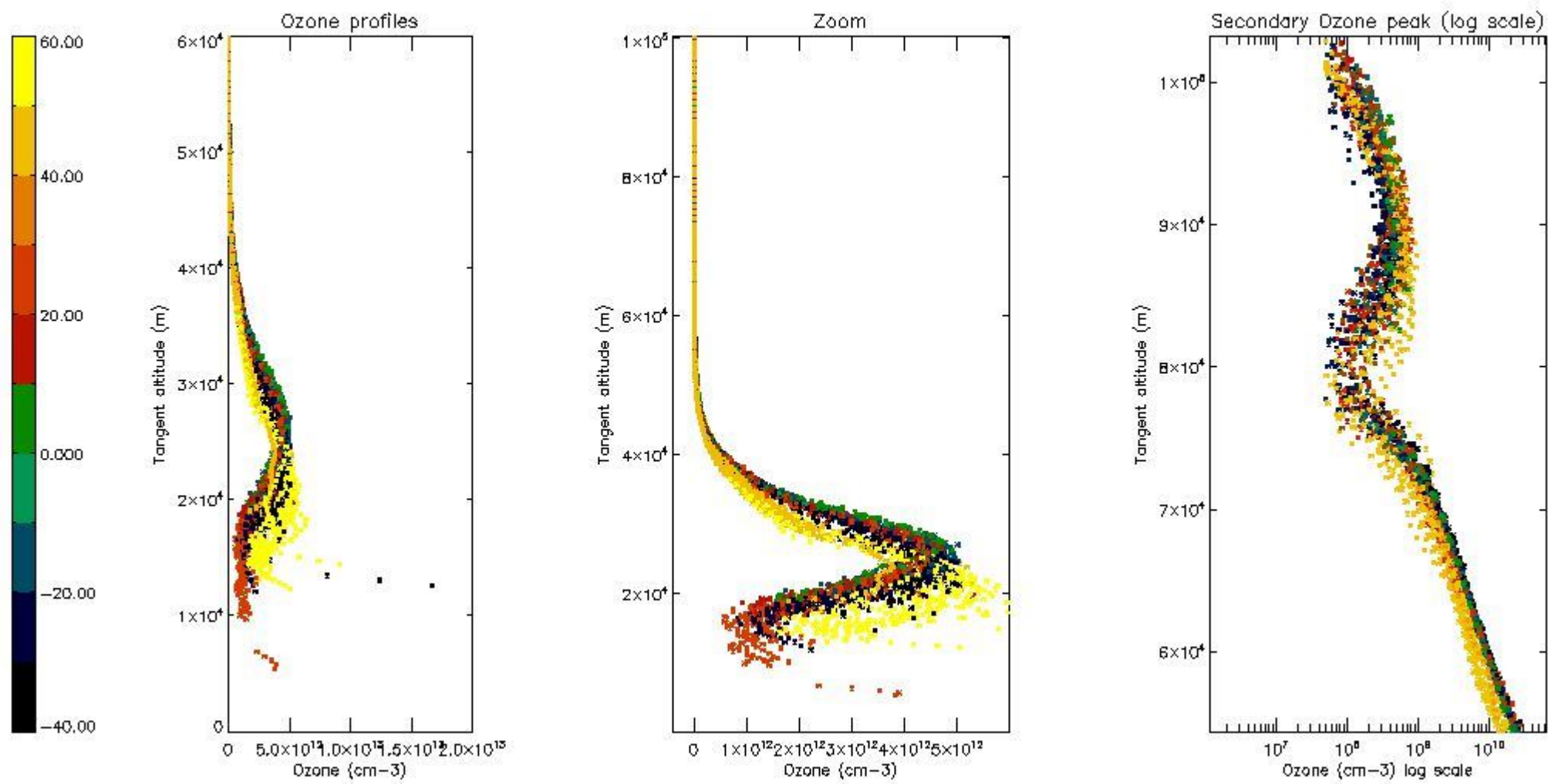
The colorbar represents the latitude.



5.3 Plot ozone profiles where STD < 20% (dark without errors)

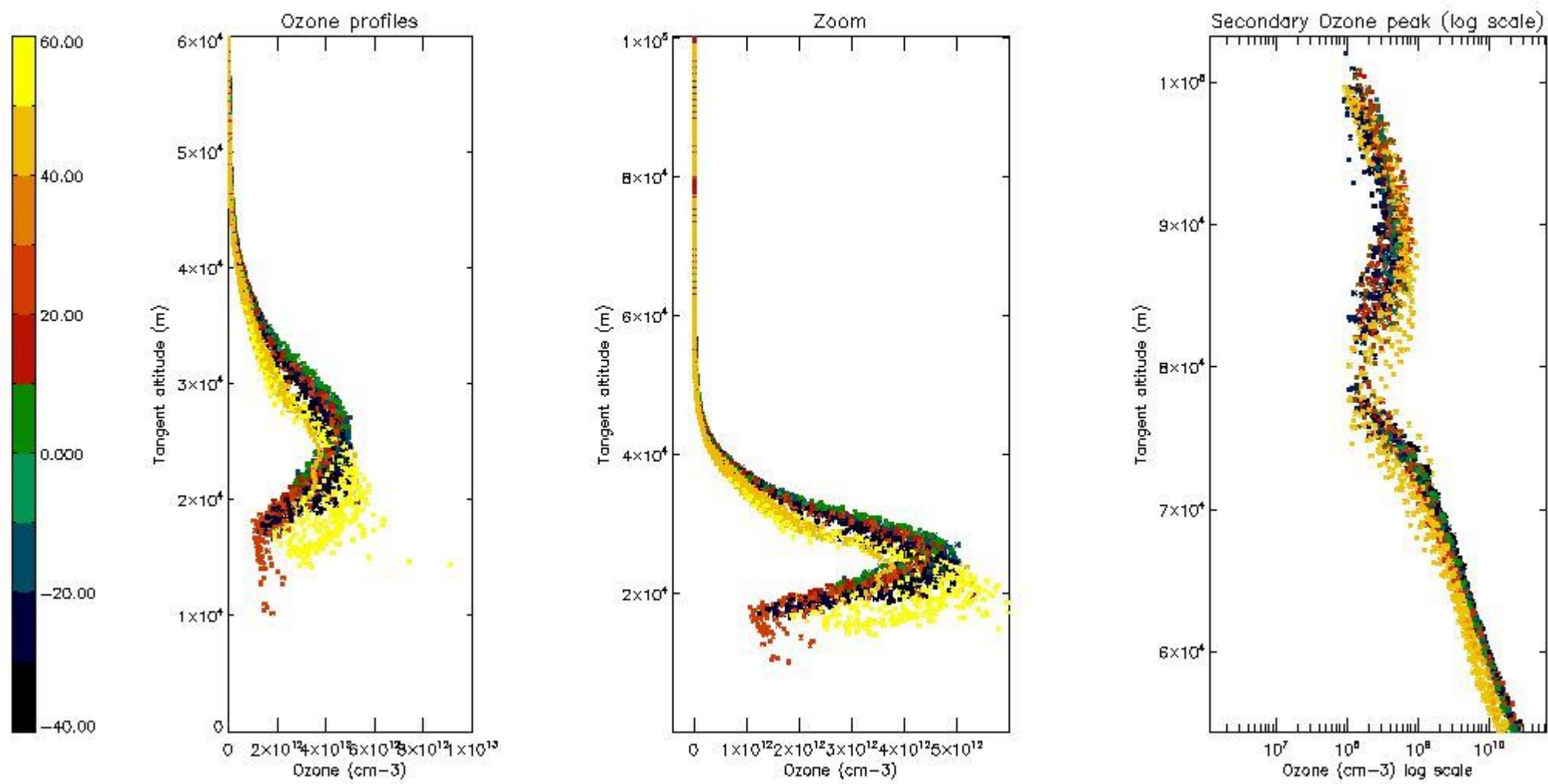
The colorbar represents the latitude.





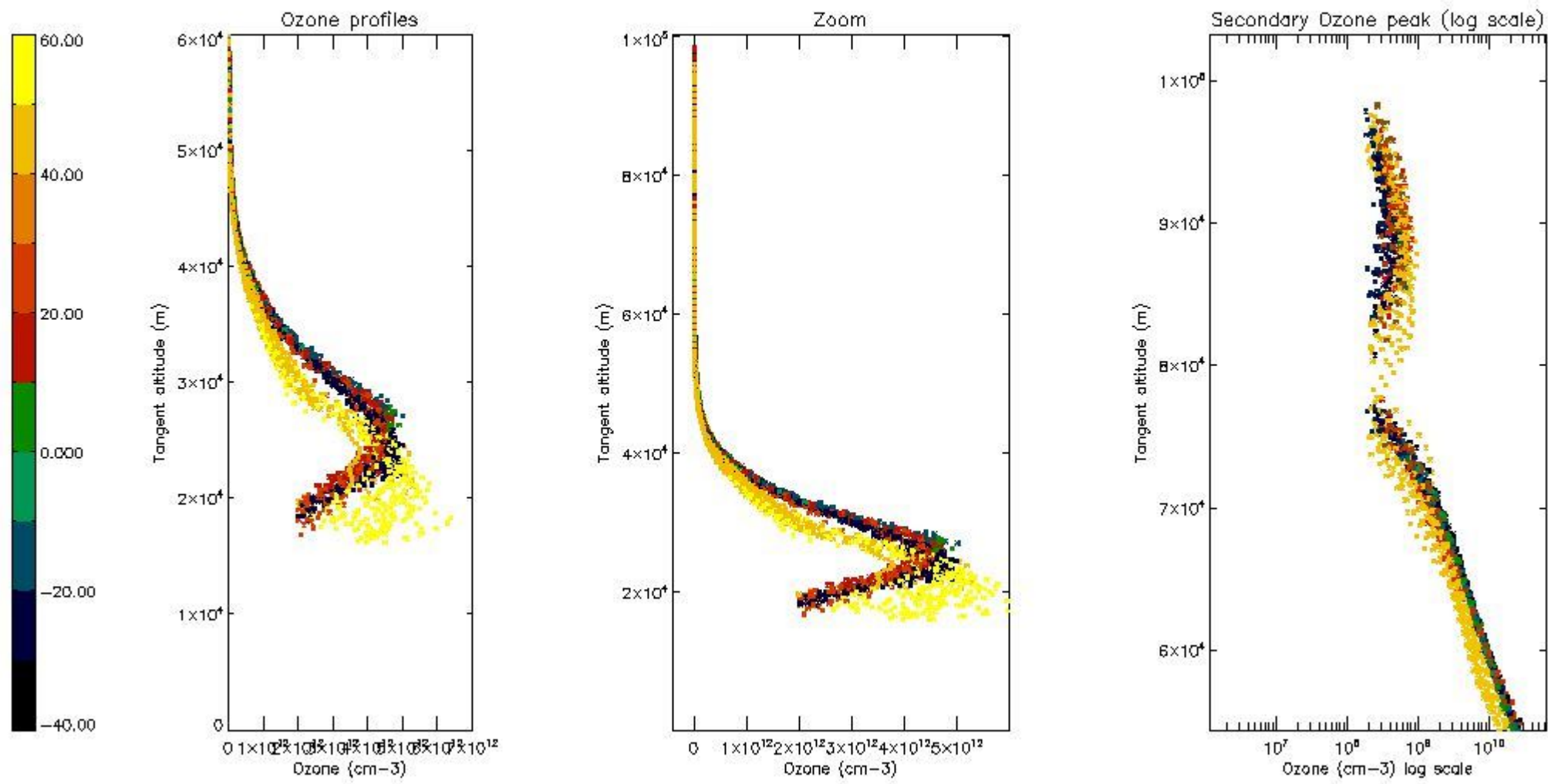
*5.4 Plot ozone profiles where  $STD < 10\%$  (dark without errors)*

The colorbar represents the latitude.



*5.5 Plot ozone profiles where STD < 5% (dark without errors)*

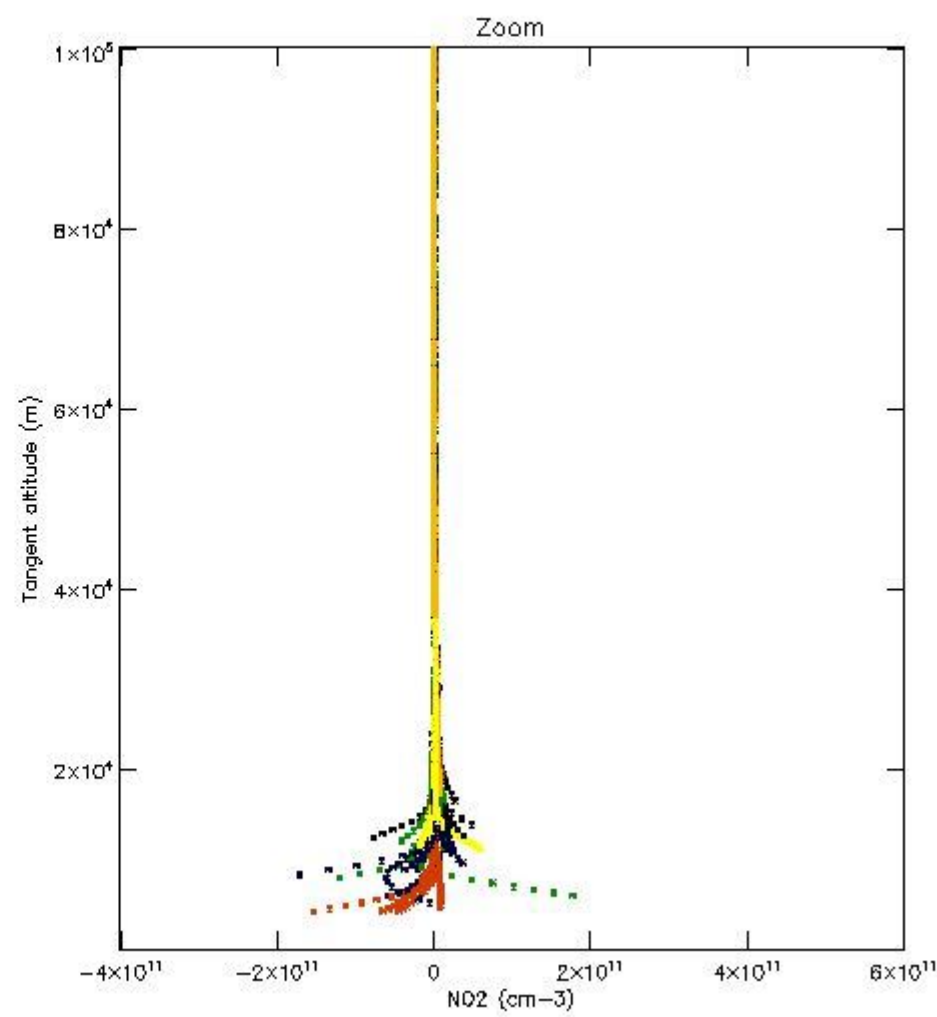
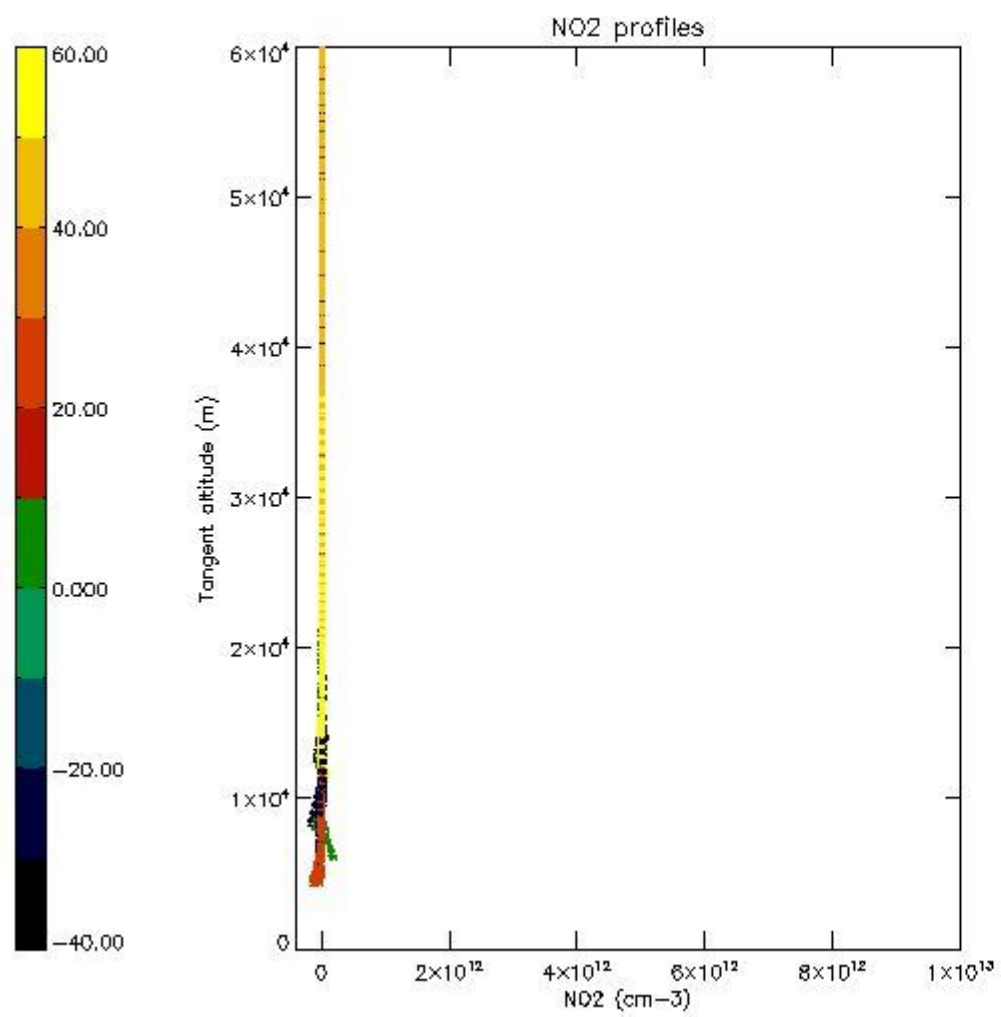
The colorbar represents the latitude.



*5.6 Plot NO<sub>2</sub> profiles for all STD (dark without errors)*

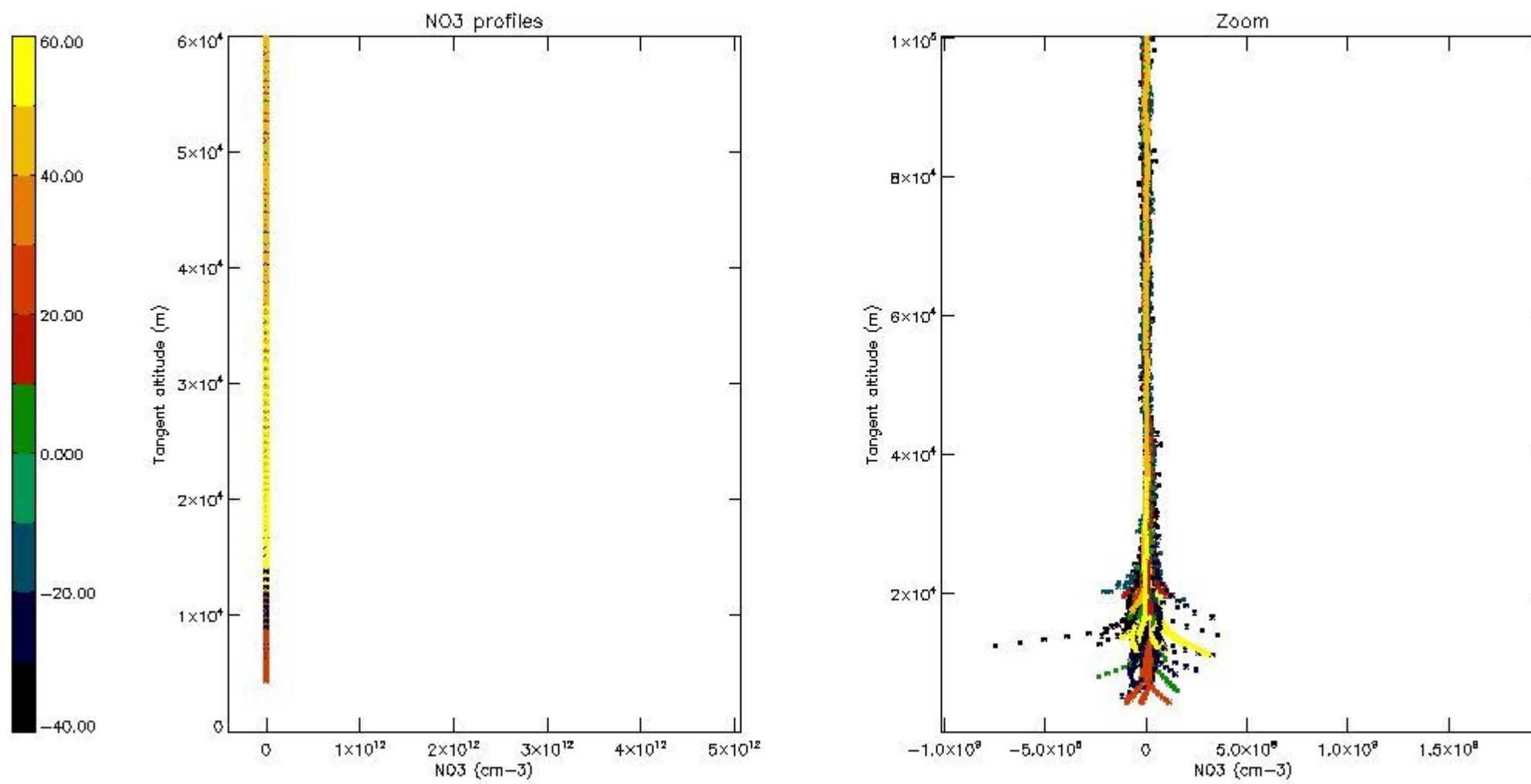
The colorbar represents the latitude.





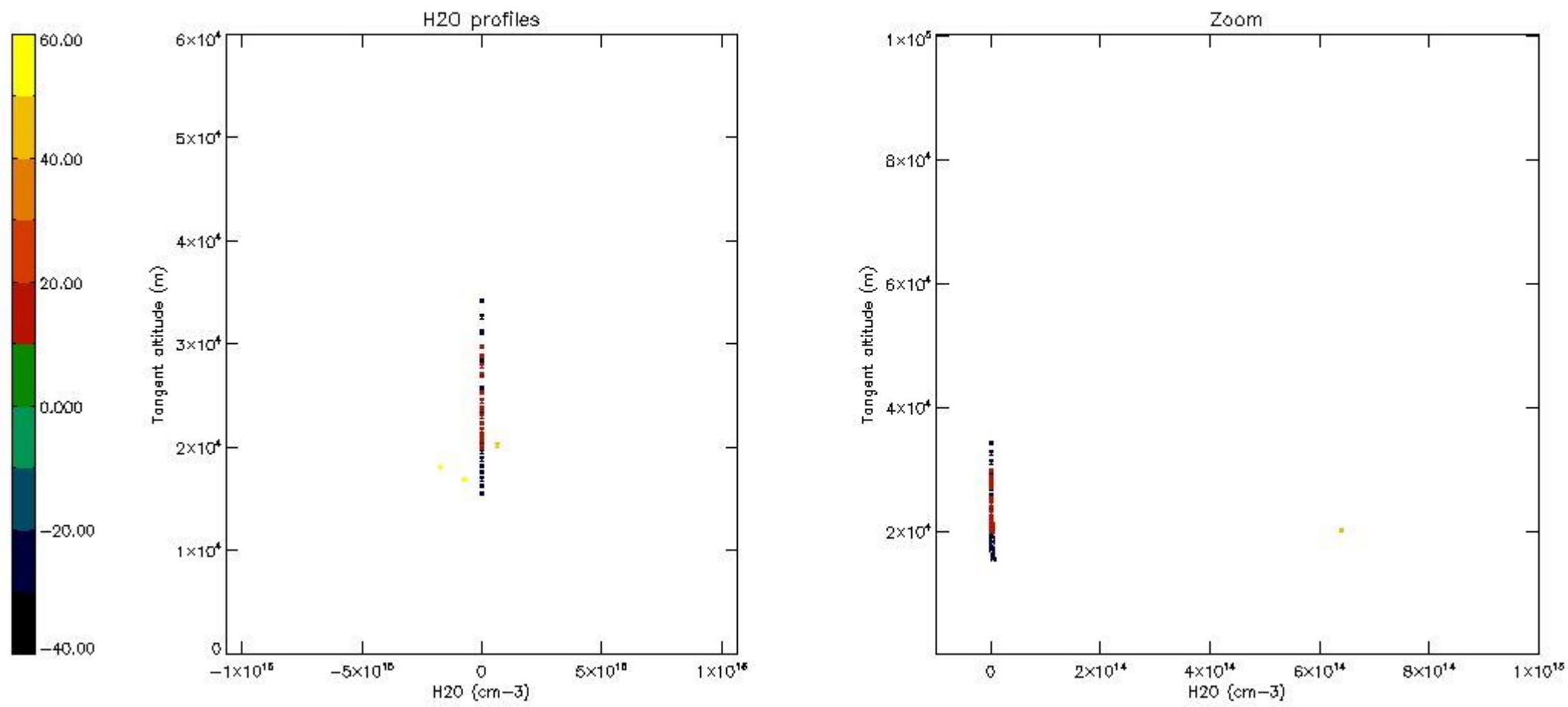
*5.7 Plot NO3 profiles for all STD (dark without errors)*

The colorbar represents the latitude.



*5.8 Plot H2O profiles for all STD (only for occultations of stars 1,2,3,4,13,14,16,26,63 dark without errors)*

The colorbar represents the latitude.

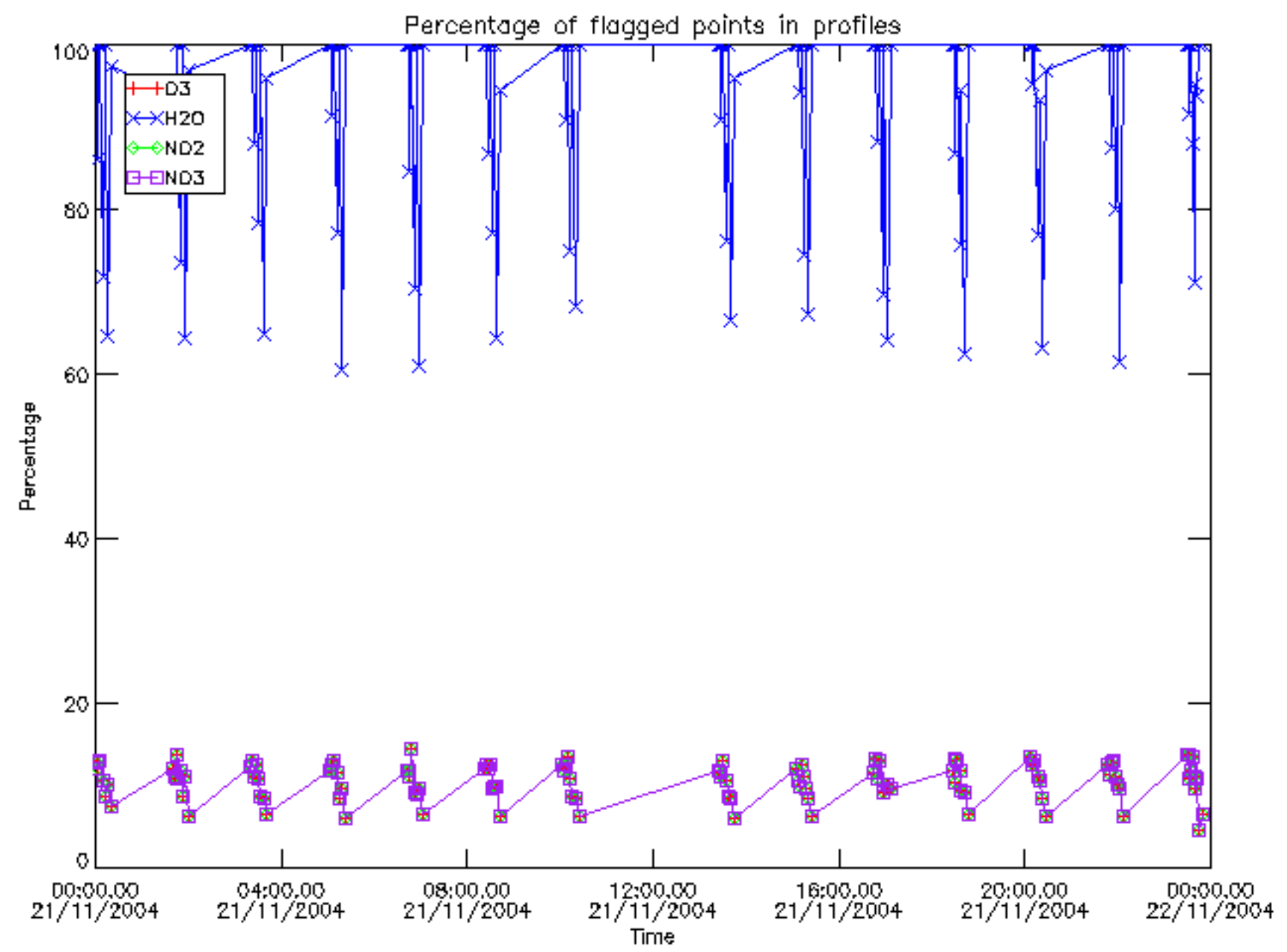


## 6. Auxiliary Data Files used for the production reported in section 2

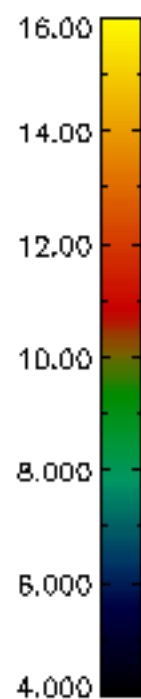
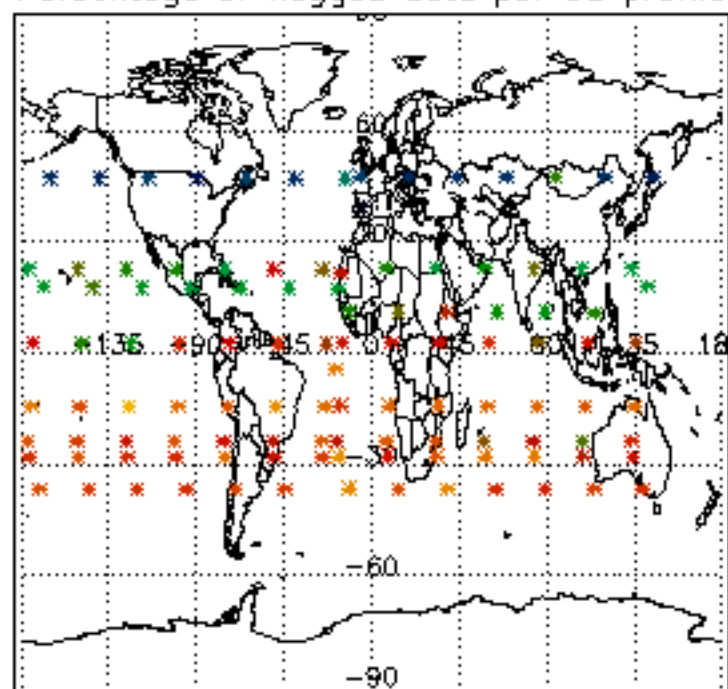
The number reported in the third column indicates since which file (see list in section 2) the corresponding auxiliary file has been used. The fourth column is the date of those product files.

Type	Auxiliary Filename	Used since product	Used since product date
INST_PHYS_CHARACTERISTICS	GOM_INS_AXVIEC20091111_143220_20030716_120000_20500101_000000	1	21-NOV-2004 00:02:10
LEVEL-2_PROC_CONFIG	GOM_PR2_AXVIEC20091111_152718_20020301_000000_20500101_000000	1	21-NOV-2004 00:02:10
CROSS_SECTIONS_FILE	GOM_CRS_AXVIEC20091111_154832_20020301_000000_20500101_000000	1	21-NOV-2004 00:02:10

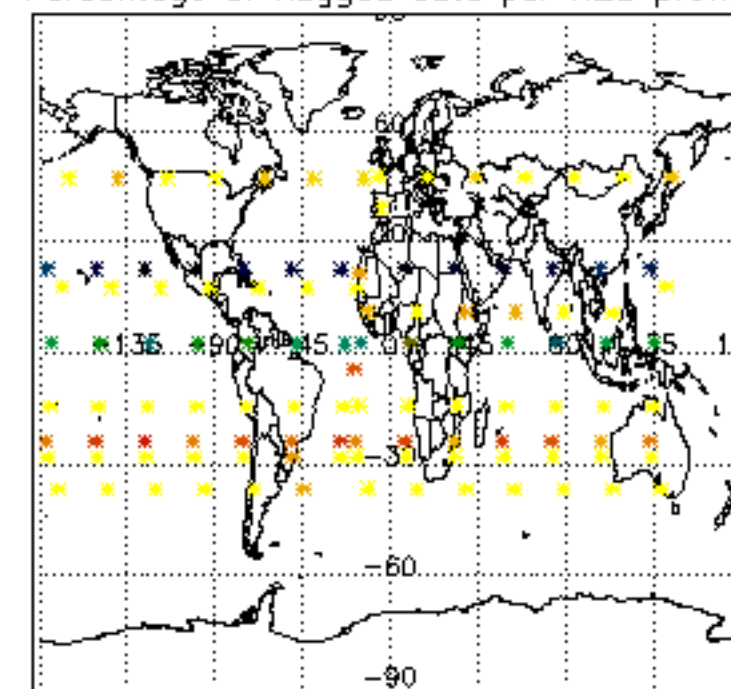




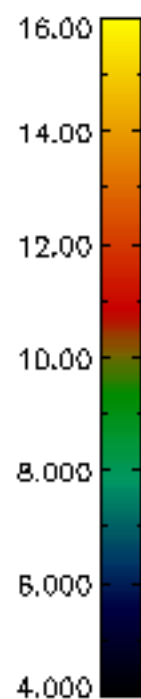
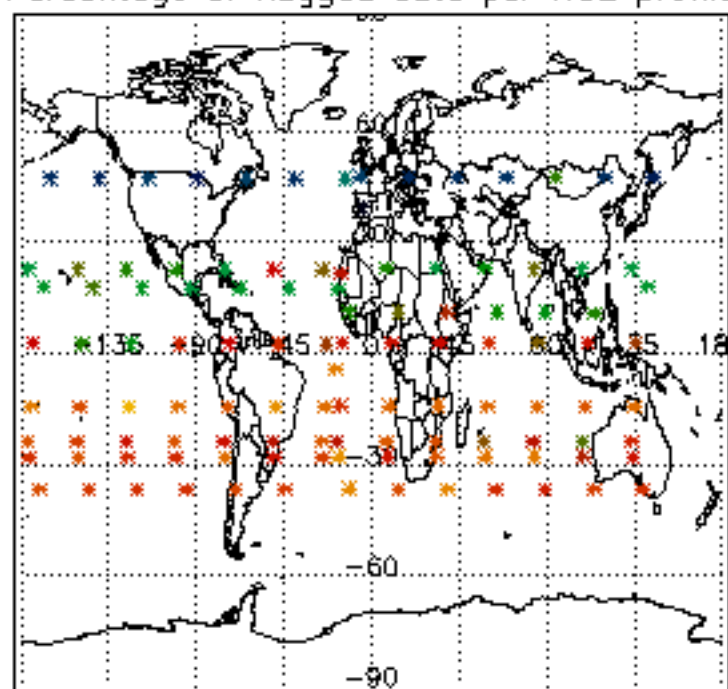
Percentage of flagged data per D3 profile



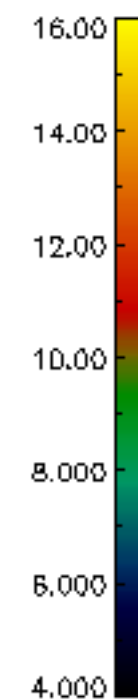
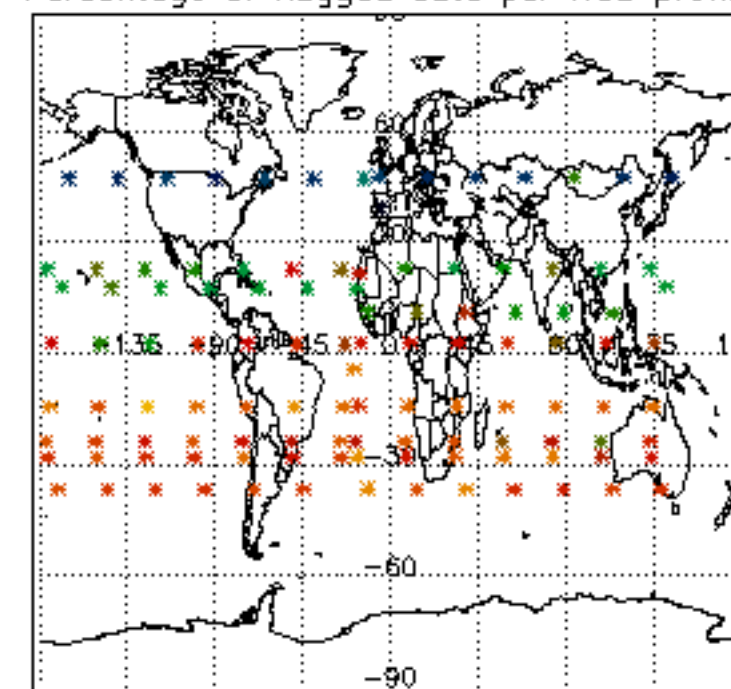
Percentage of flagged data per H2O profile

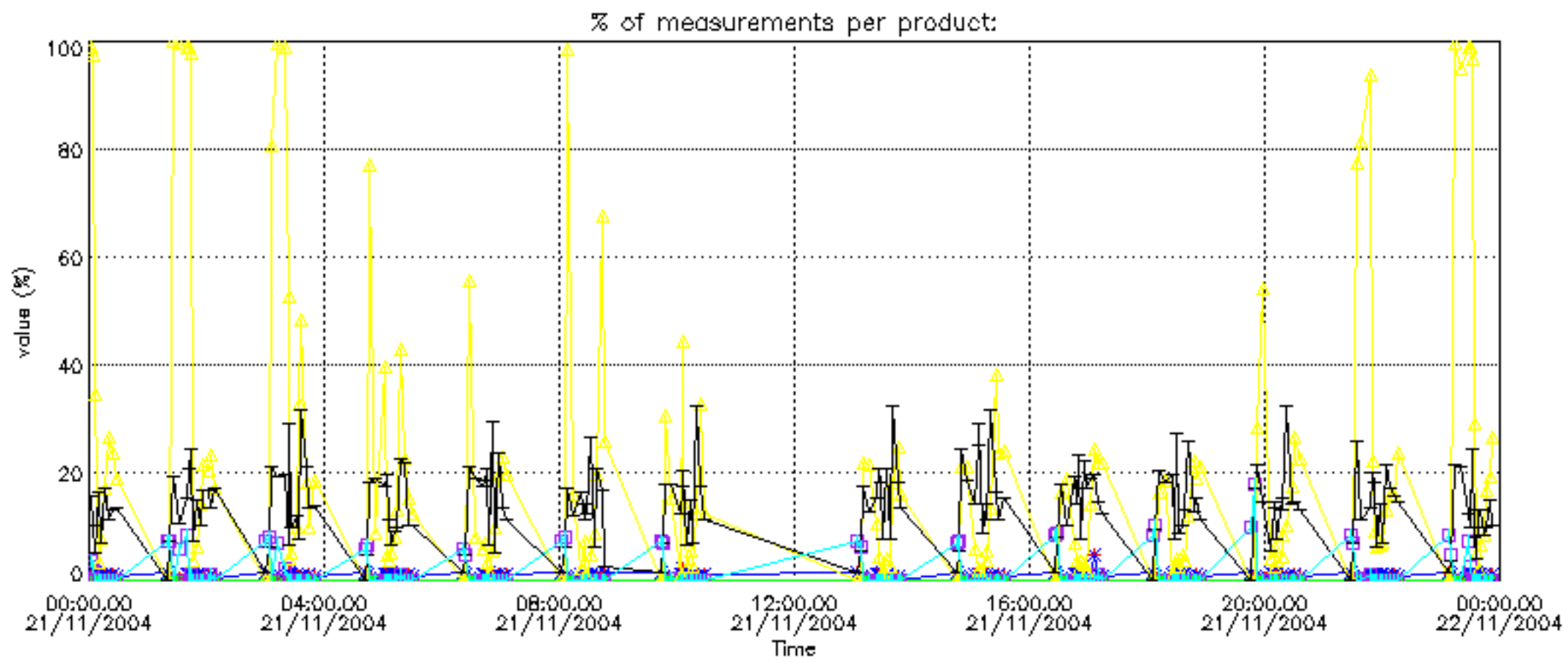


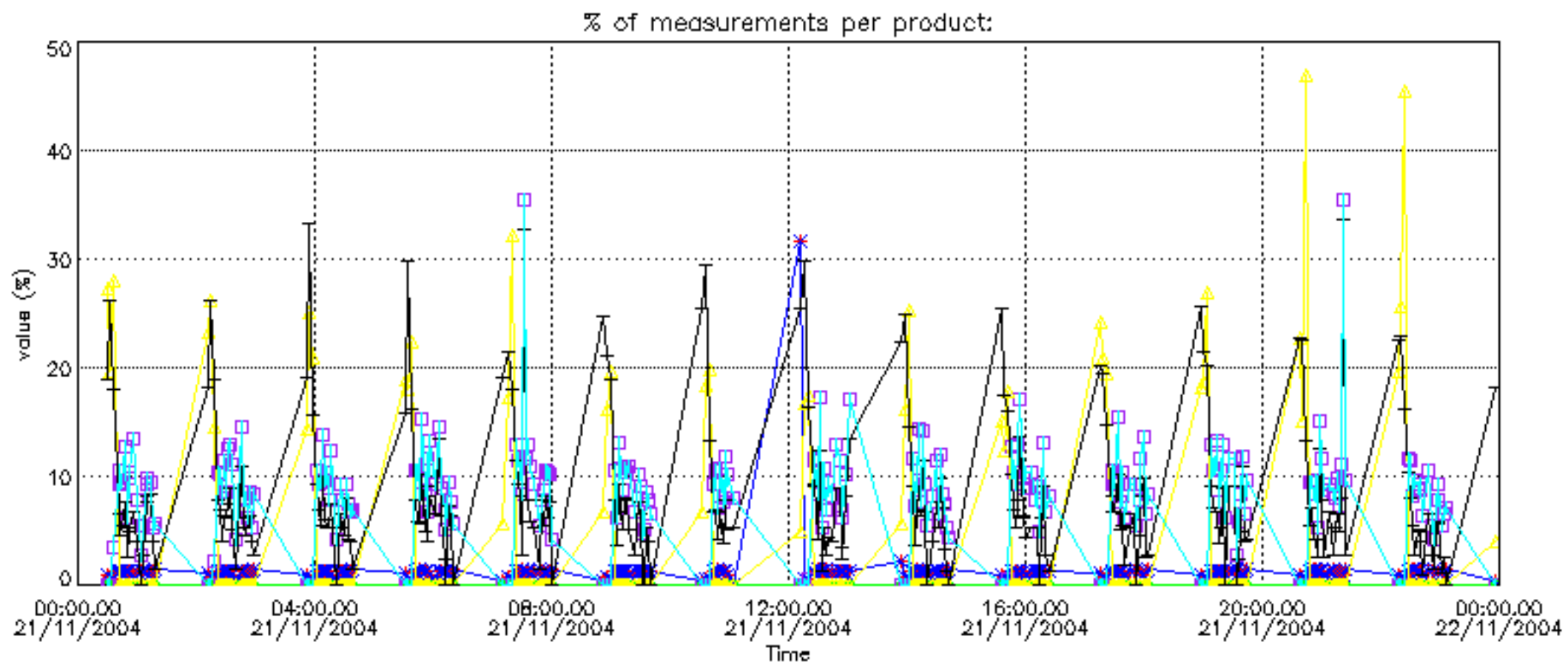
Percentage of flagged data per NO2 profile



Percentage of flagged data per NO3 profile

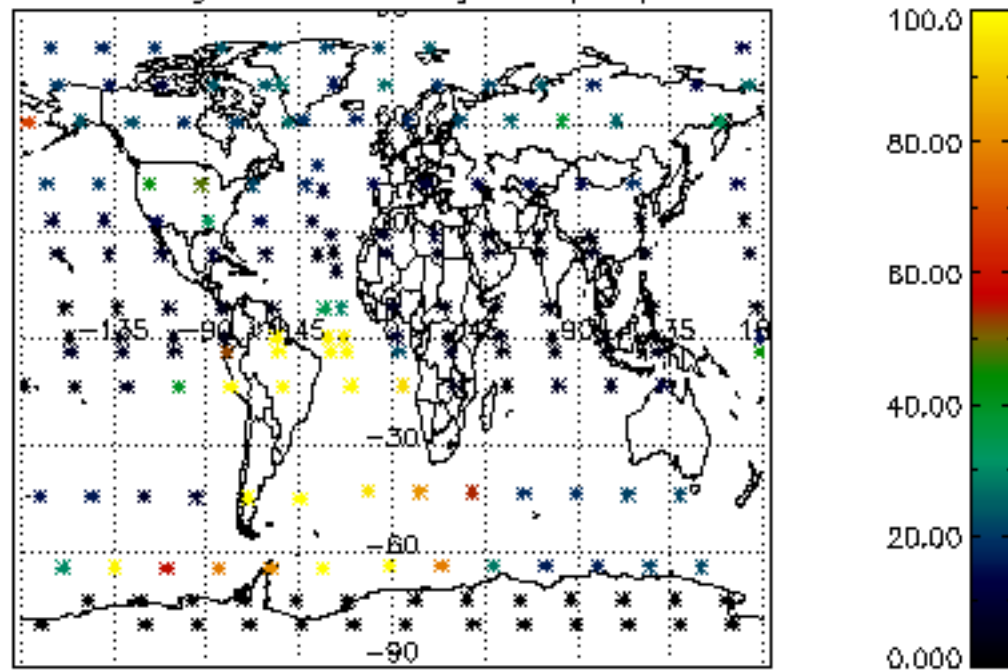




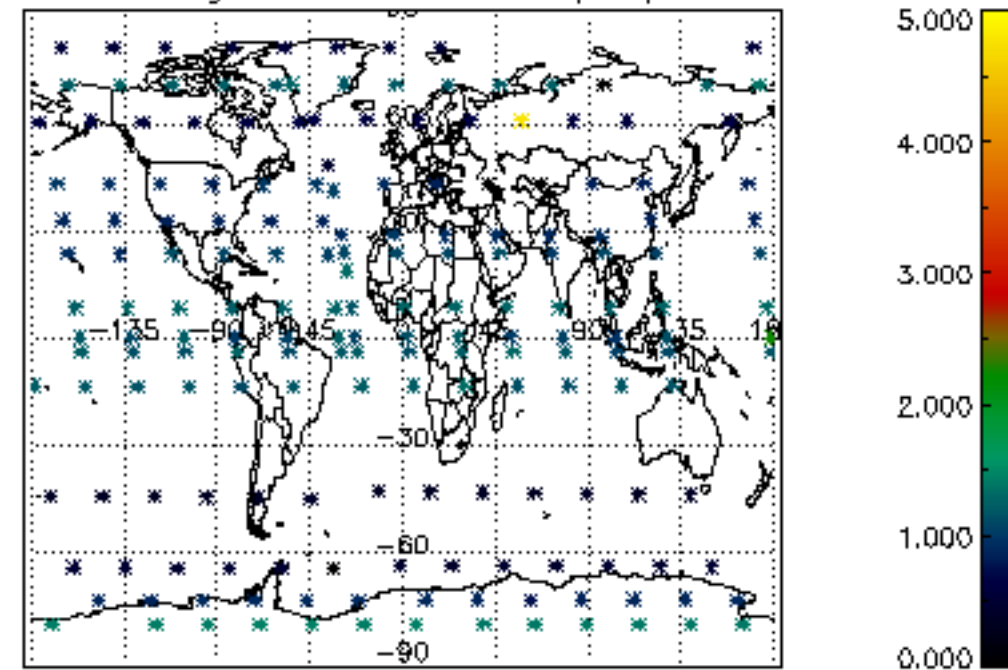




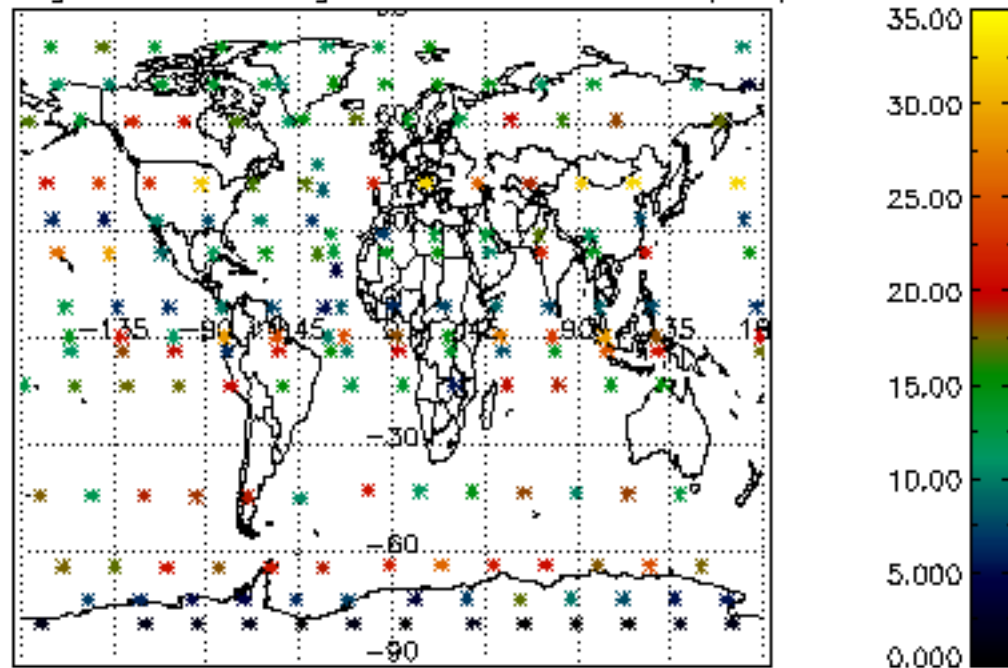
Percentage of cosmic ray hits per profile



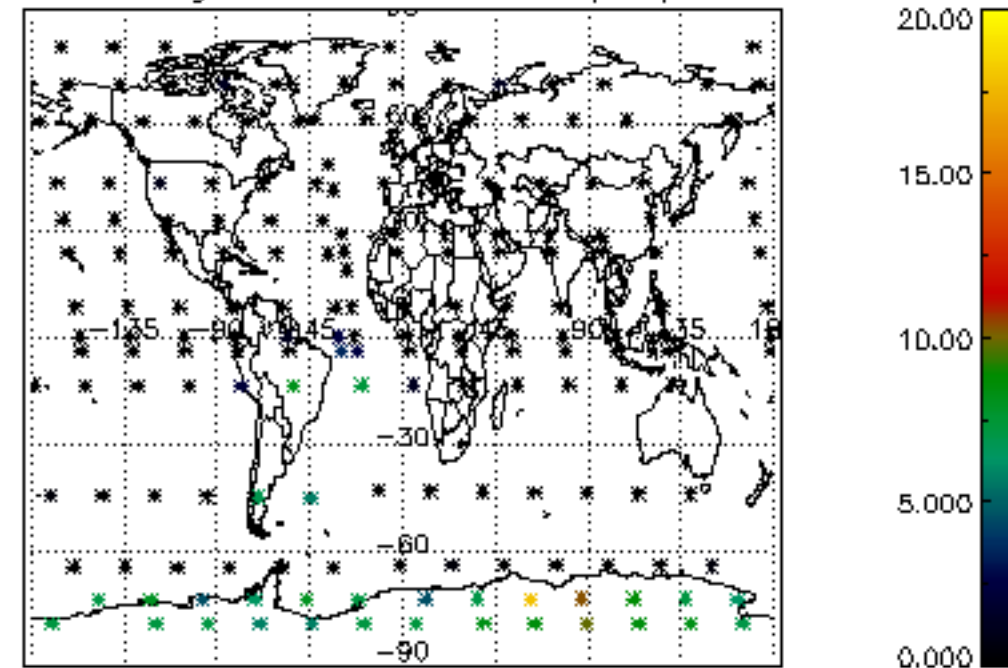
Percentage of datation errors per profile



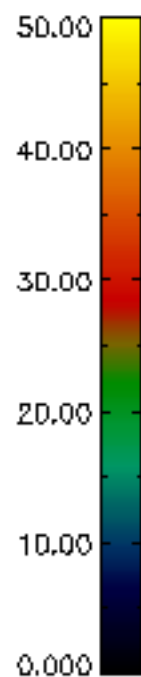
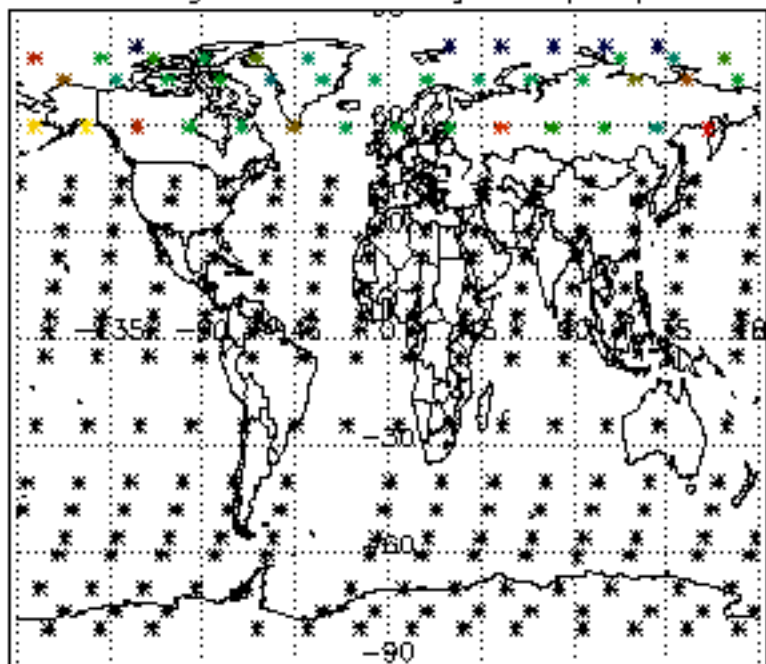
Percentage of star falling outside central band per profile



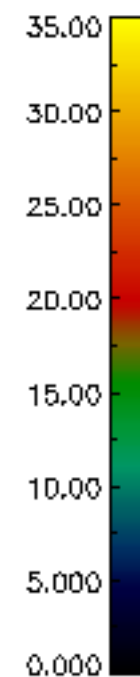
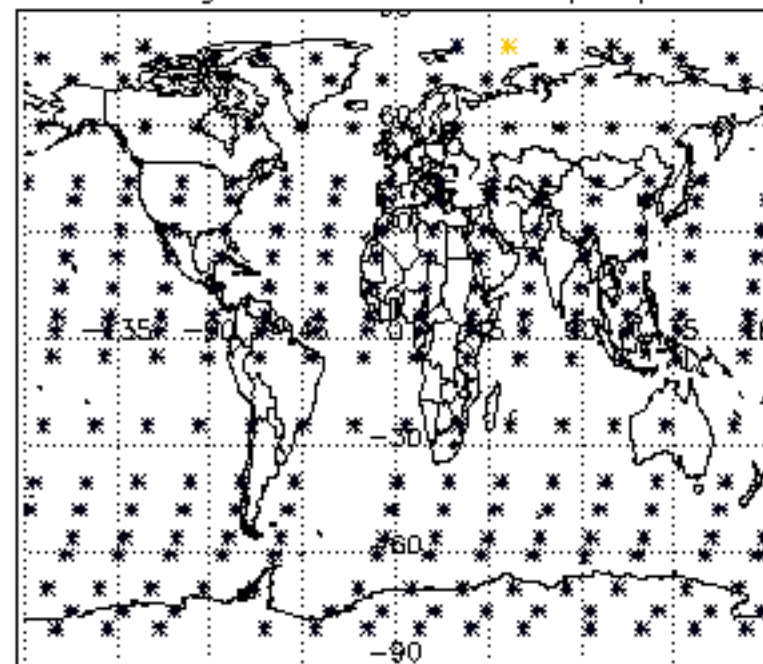
Percentage of saturation errors per profile



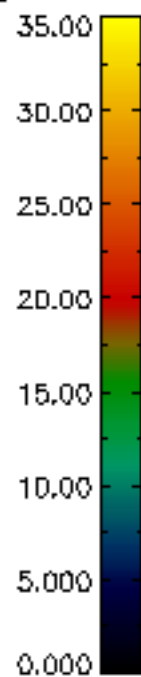
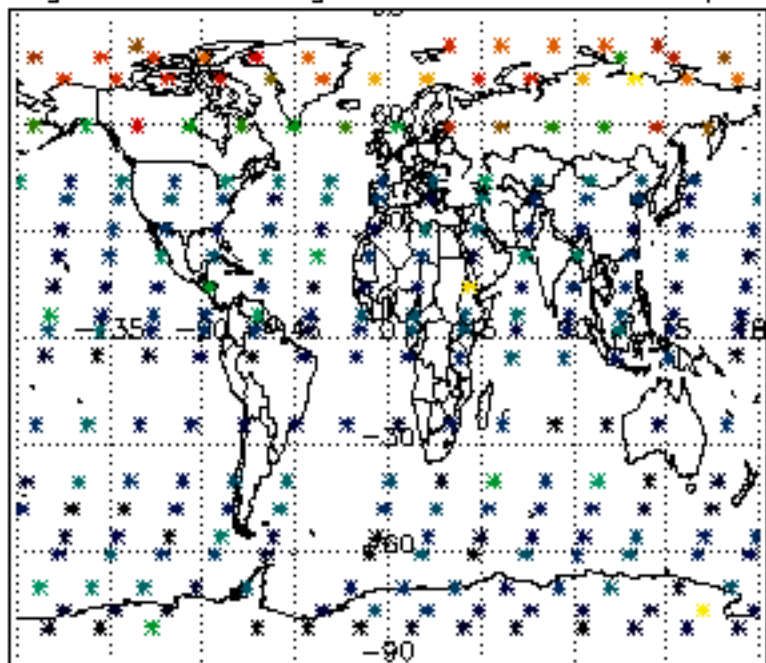
Percentage of cosmic ray hits per profile



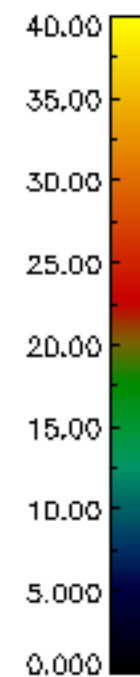
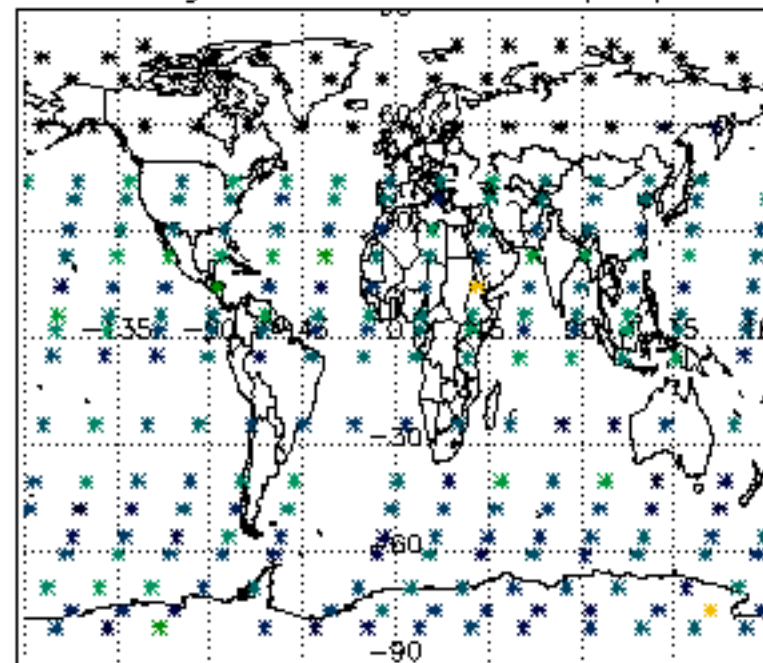
Percentage of datation errors per profile

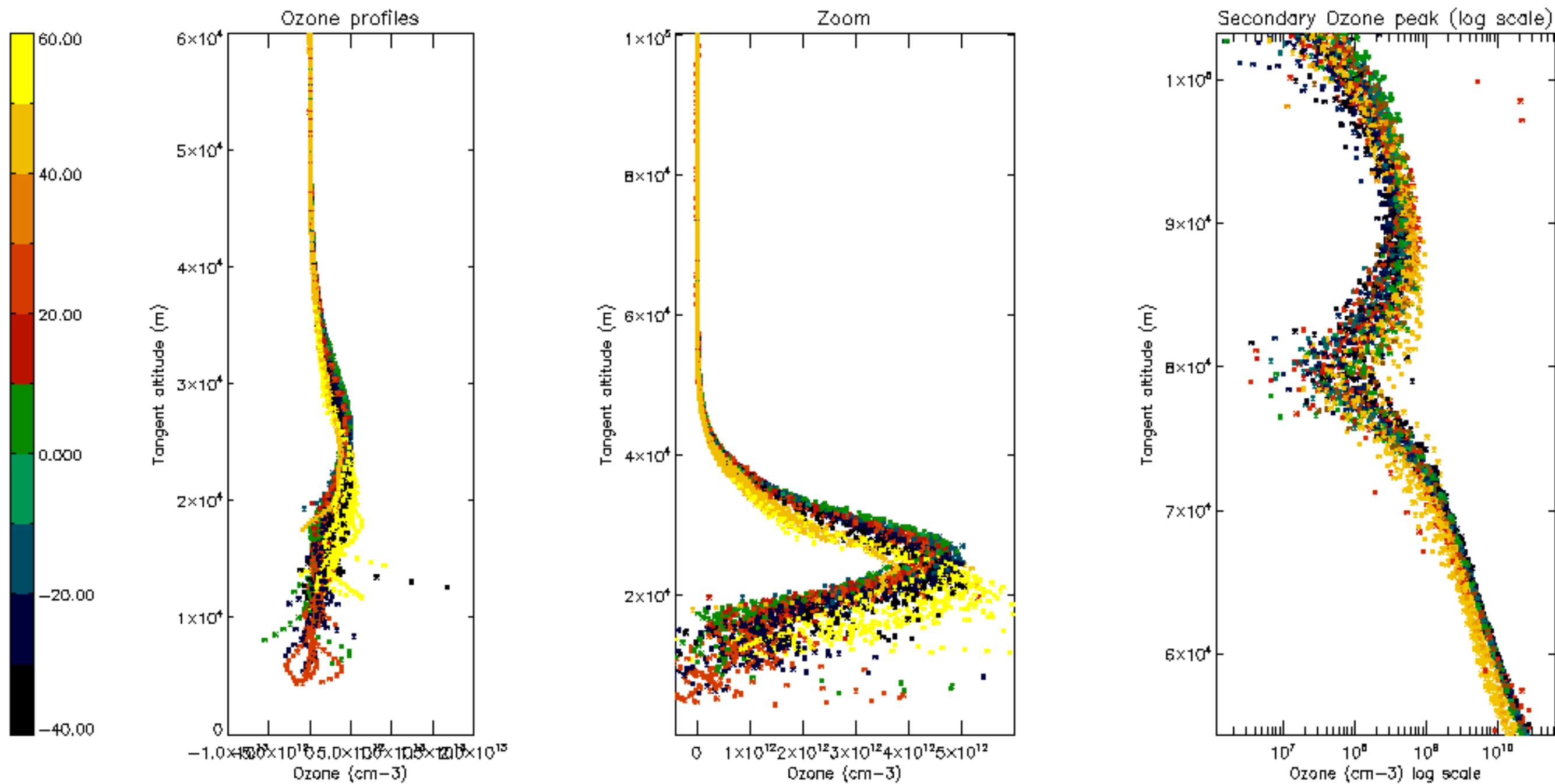


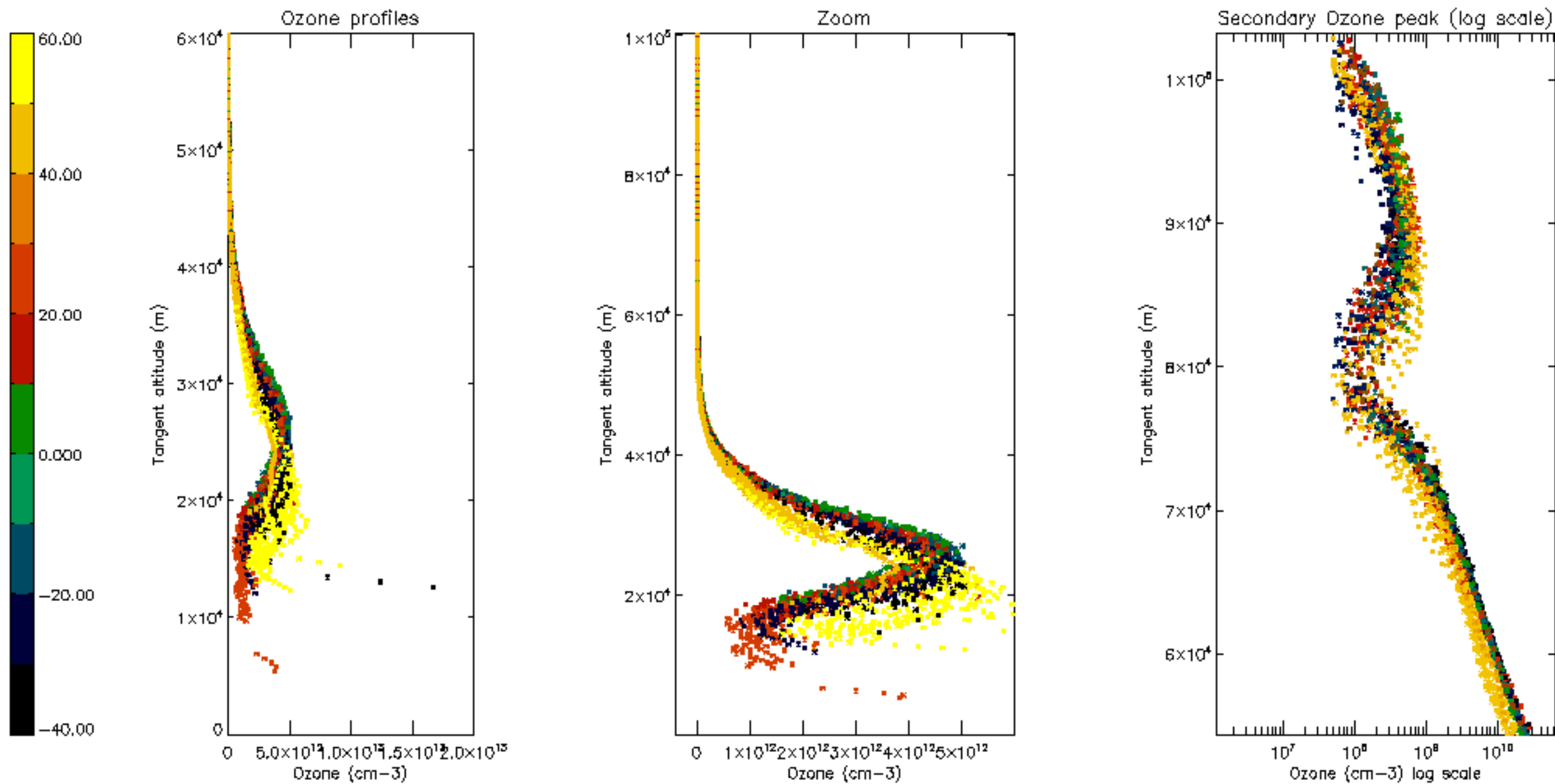
Percentage of star falling outside central band per profile



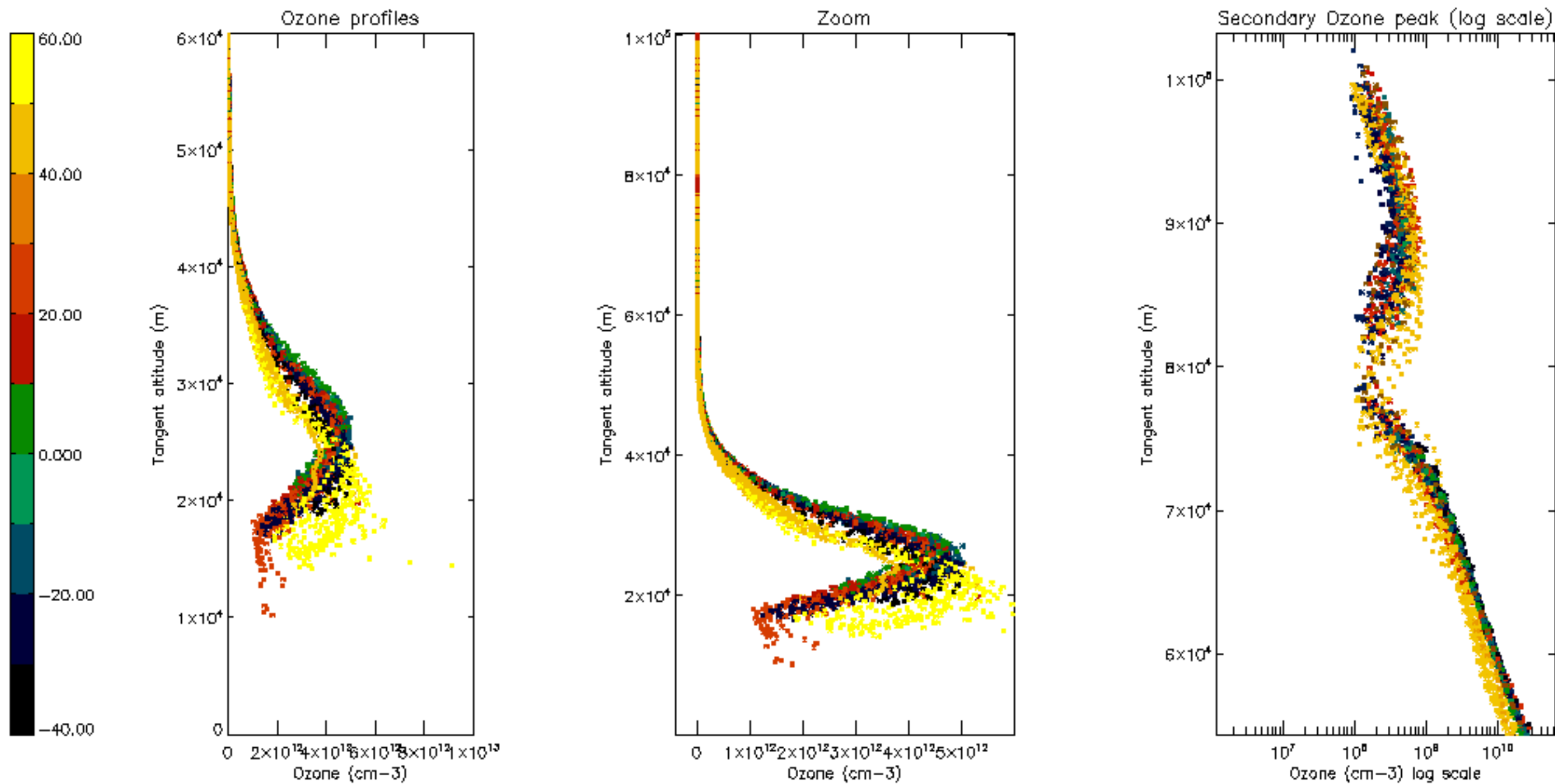
Percentage of saturation errors per profile

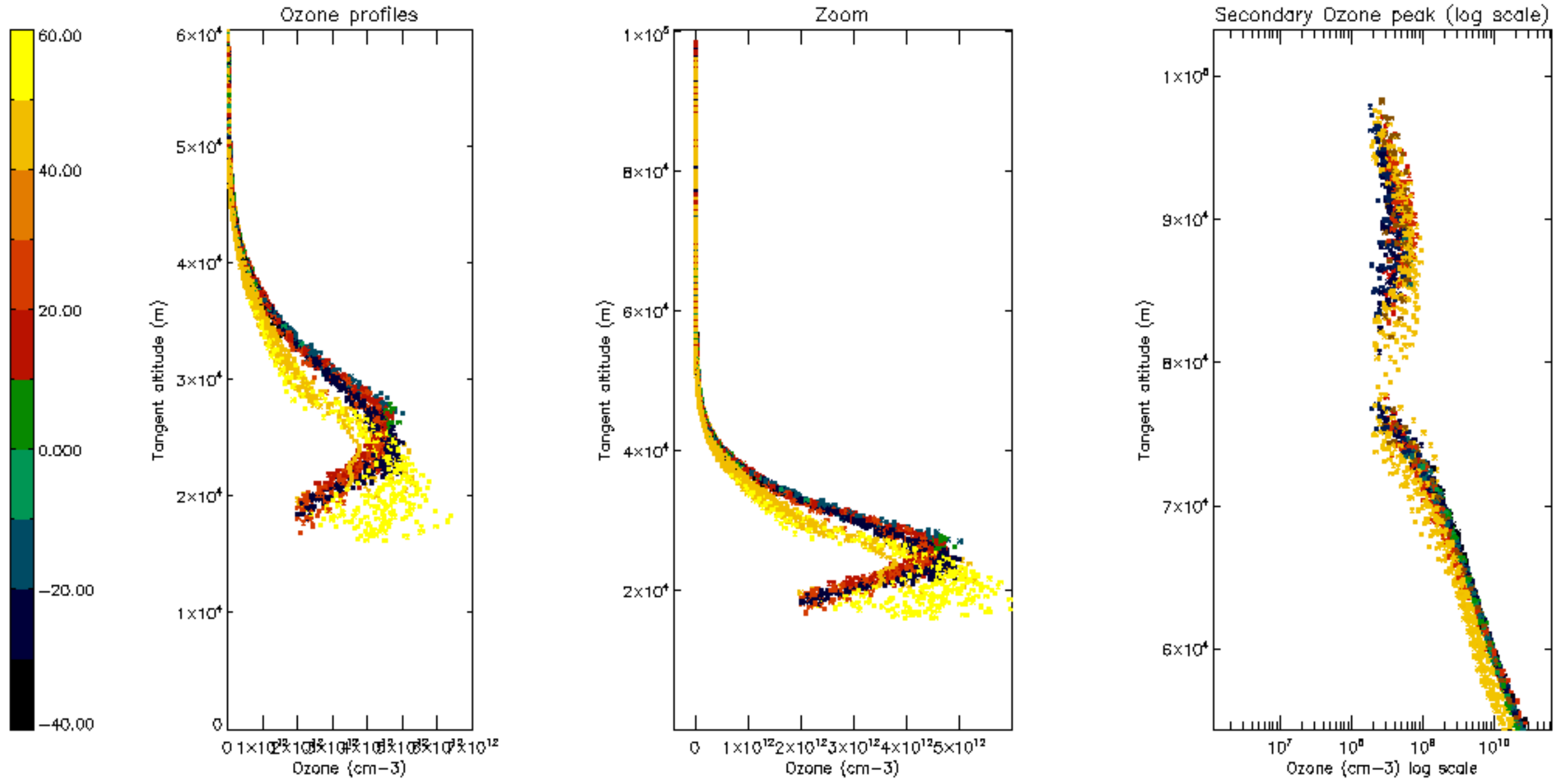


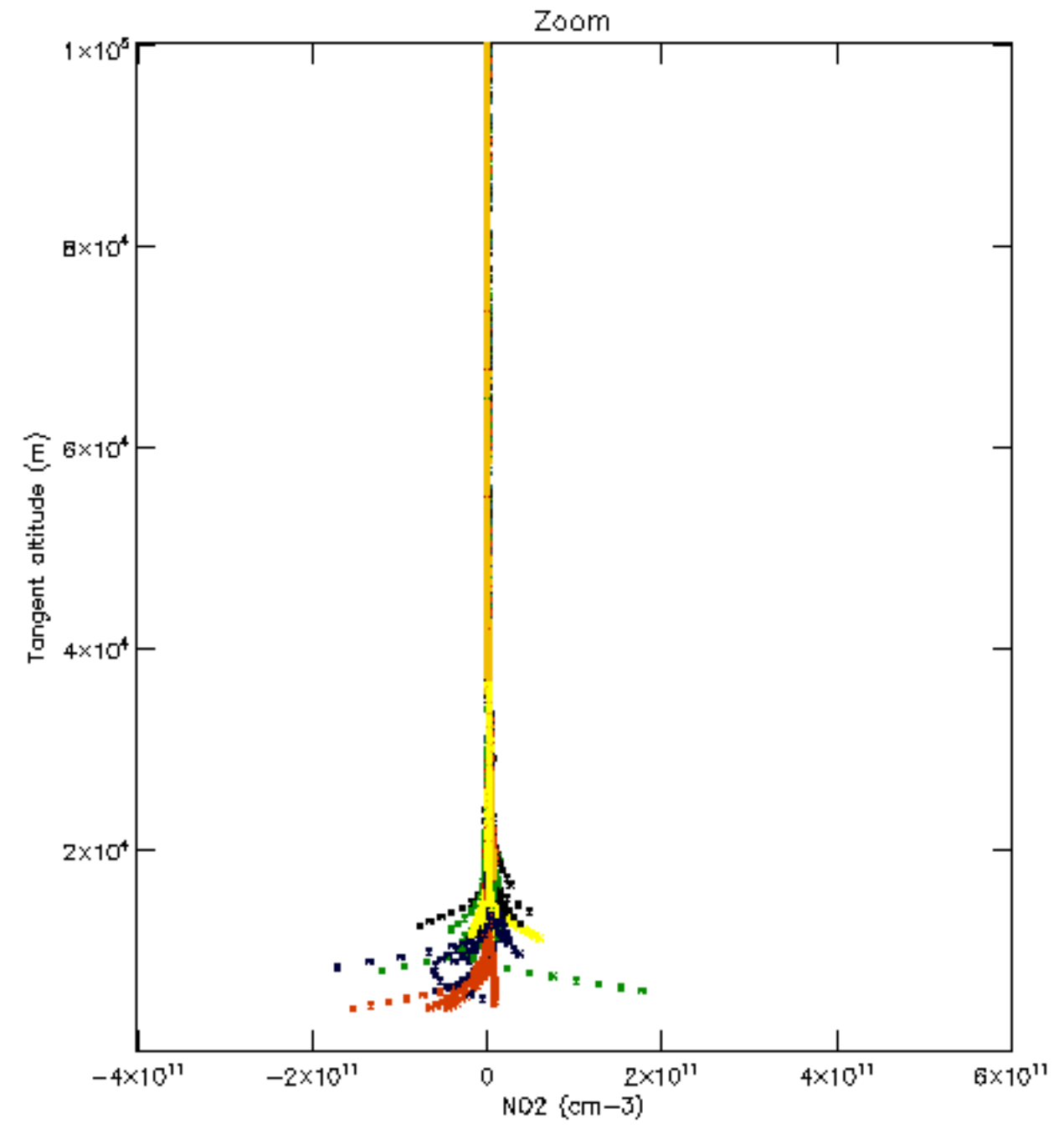
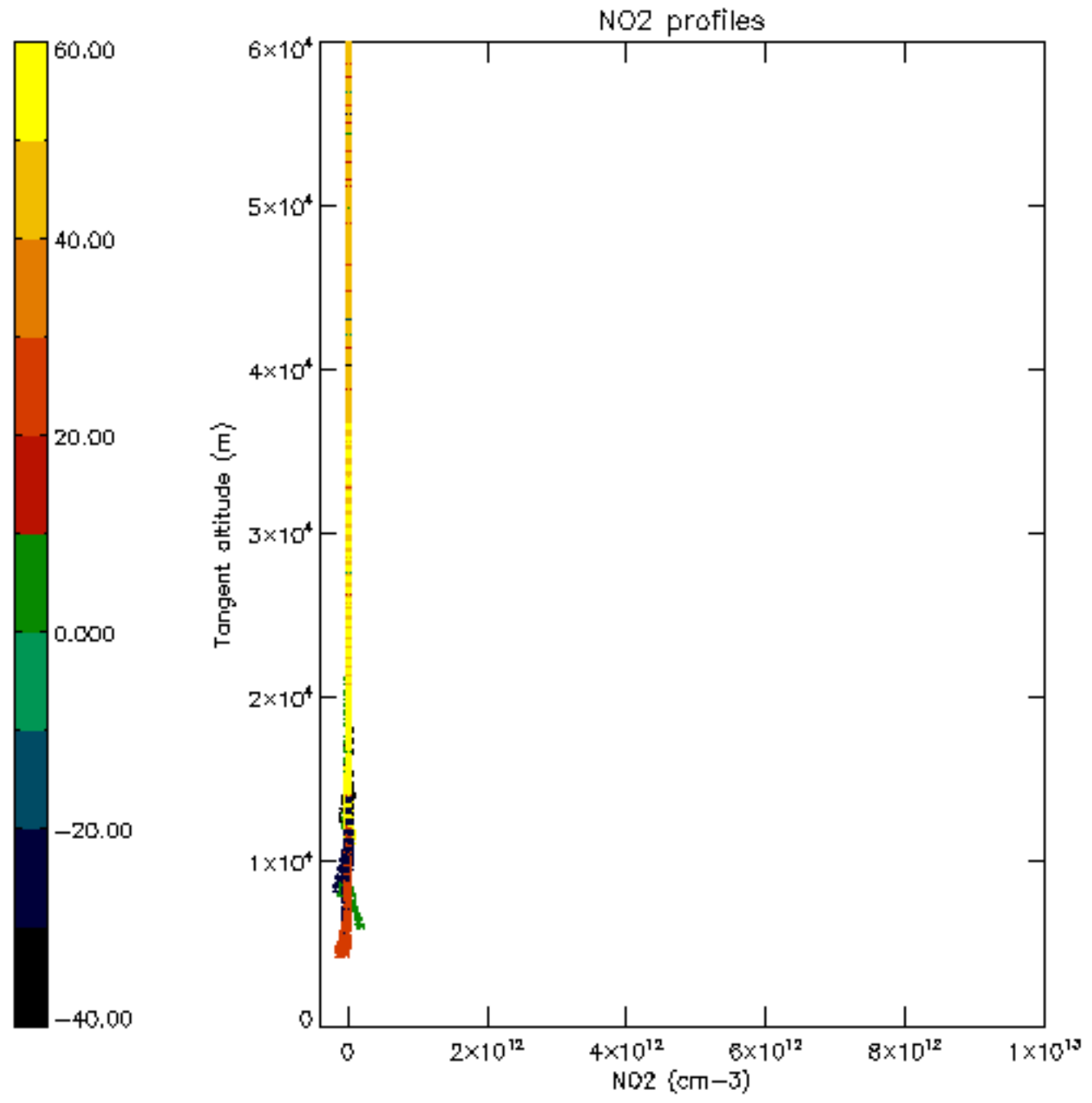


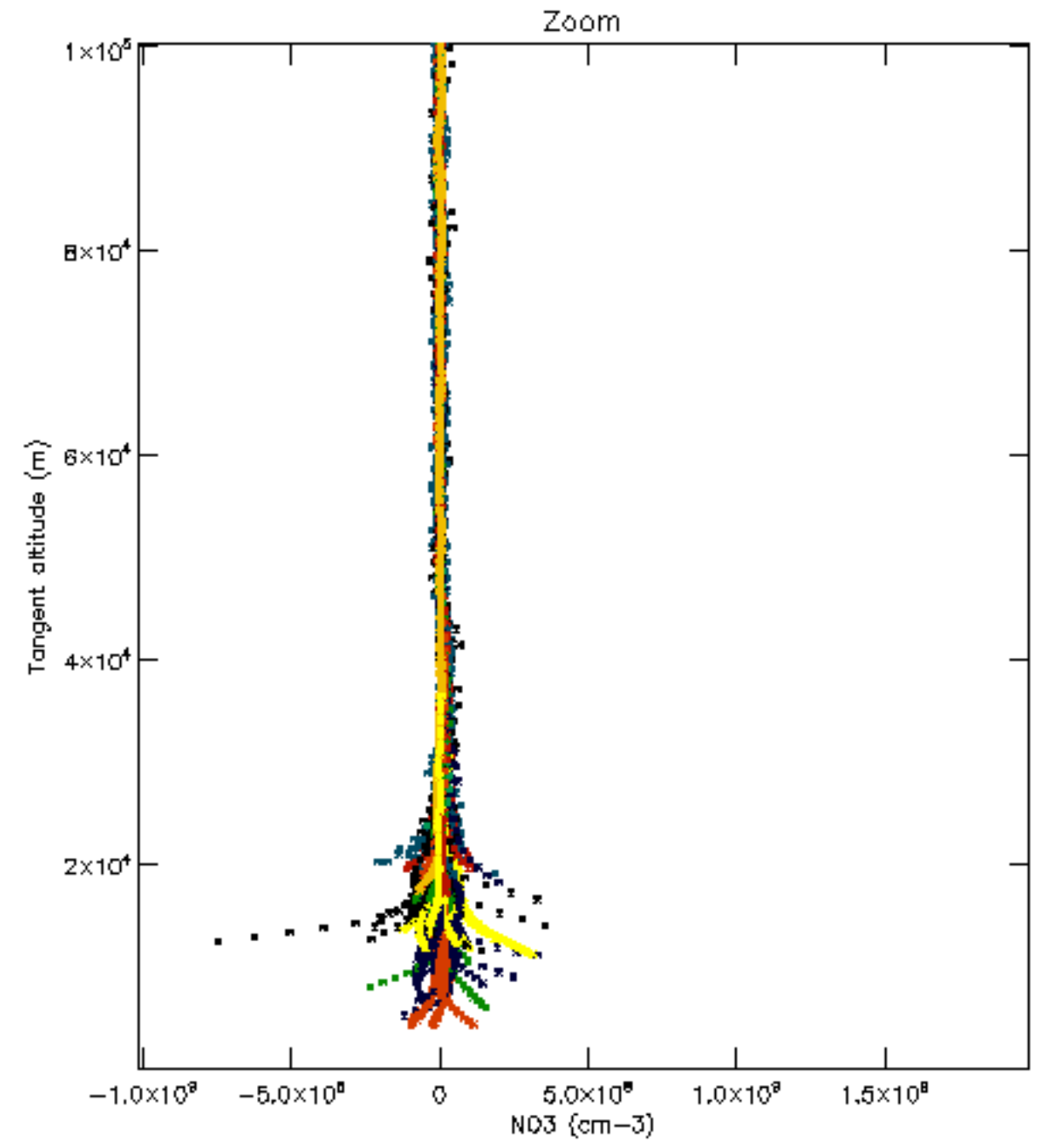
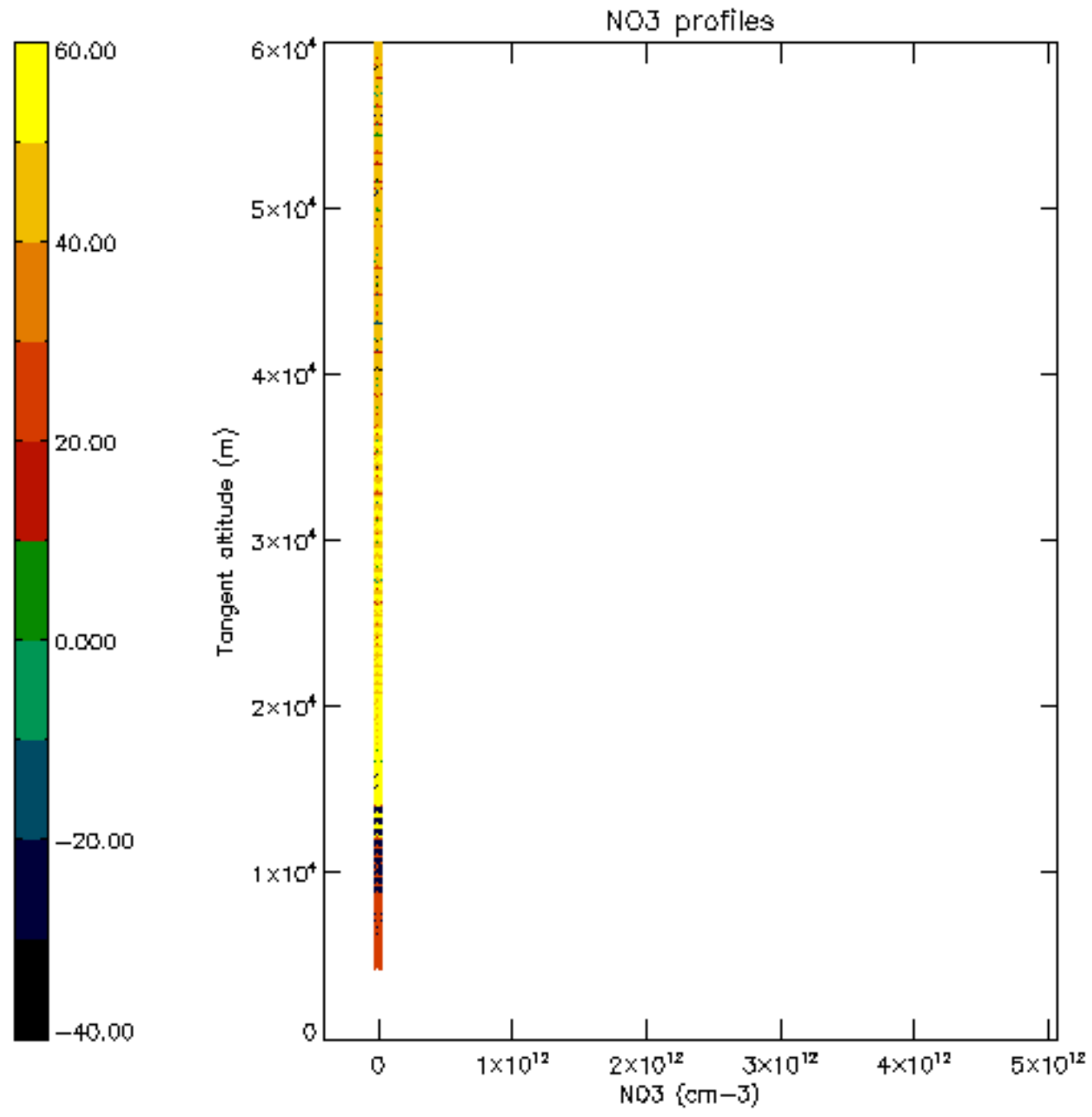




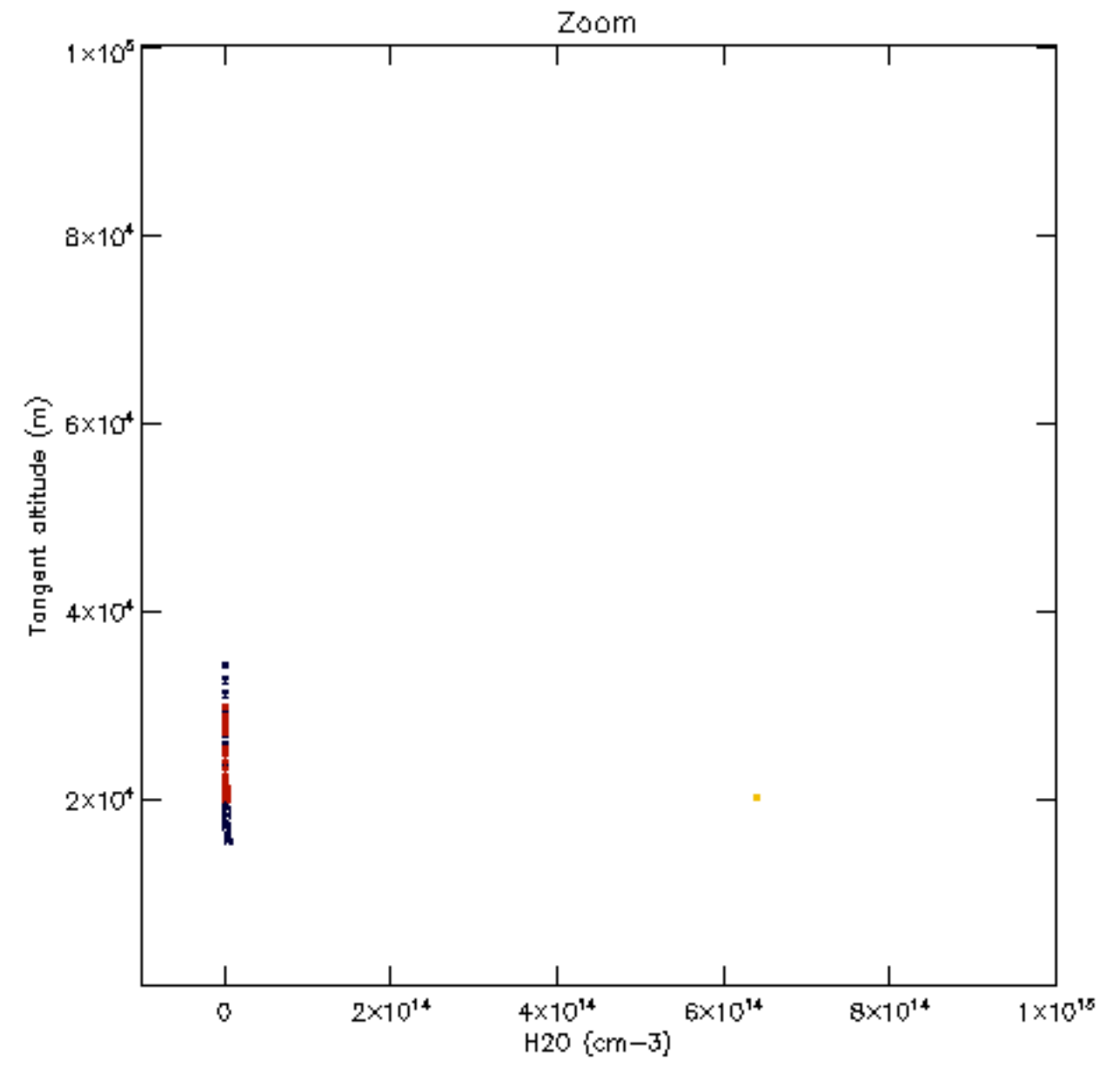
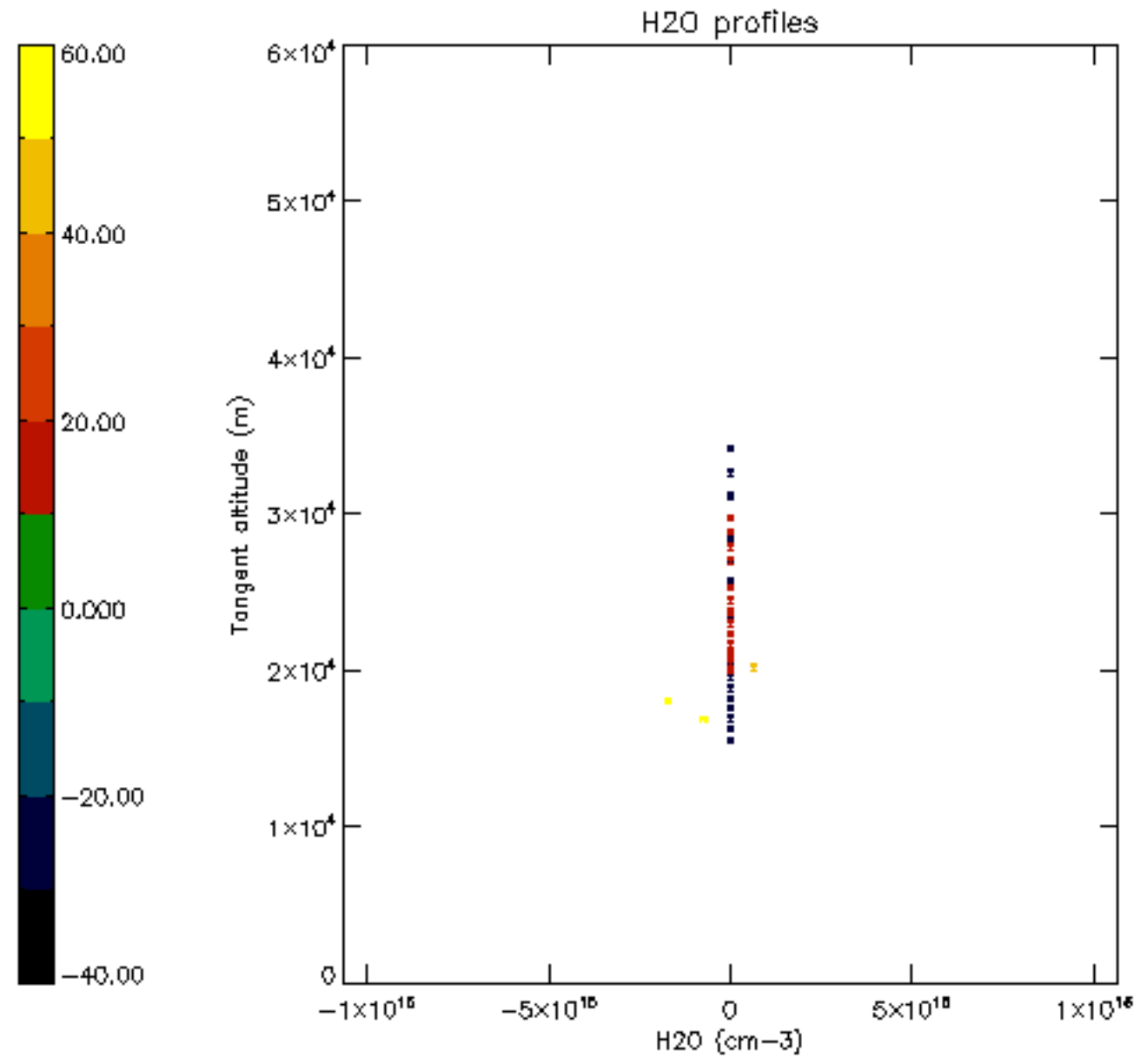


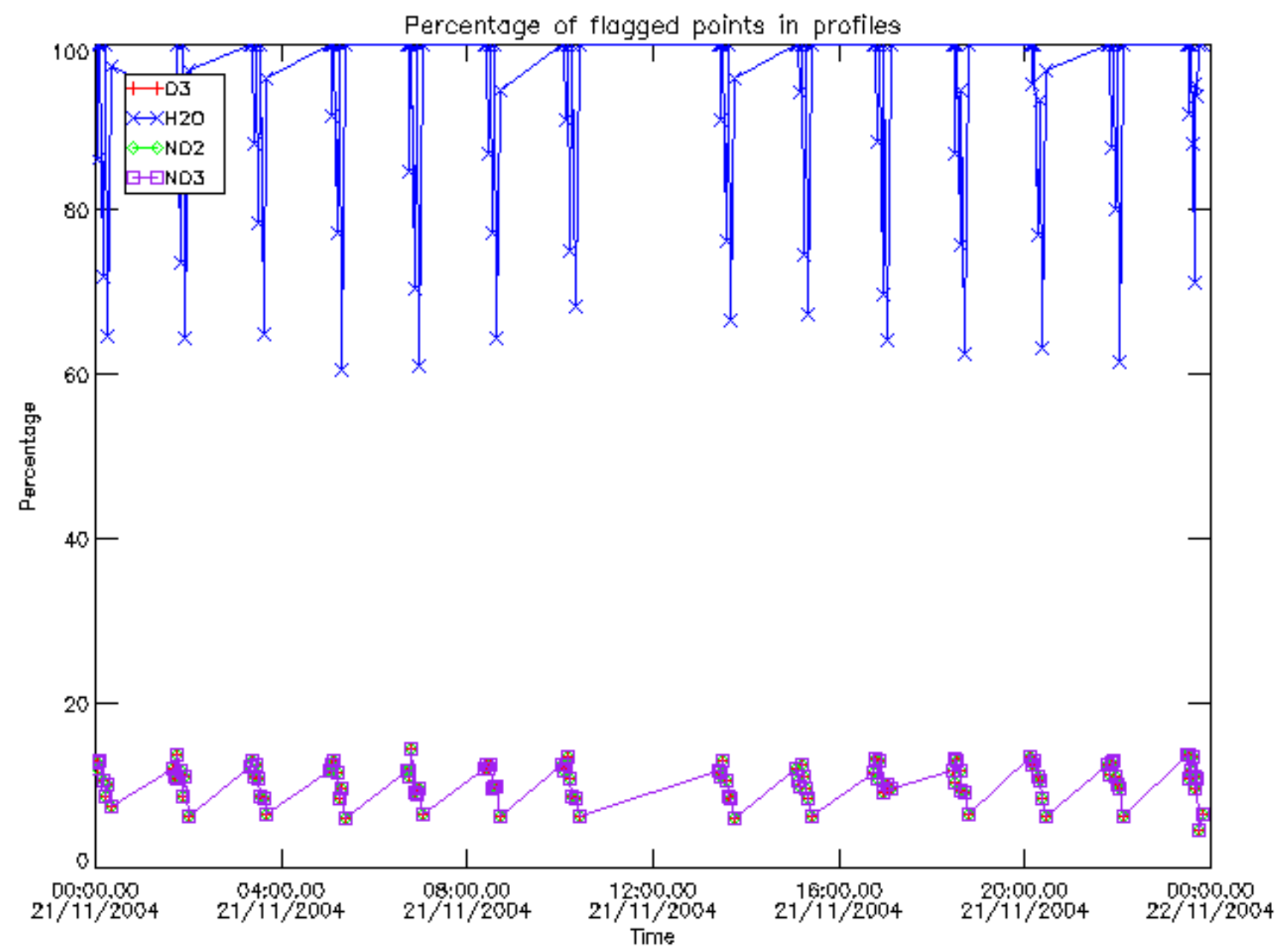




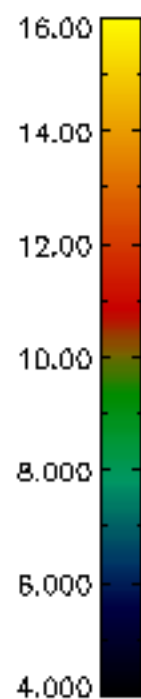
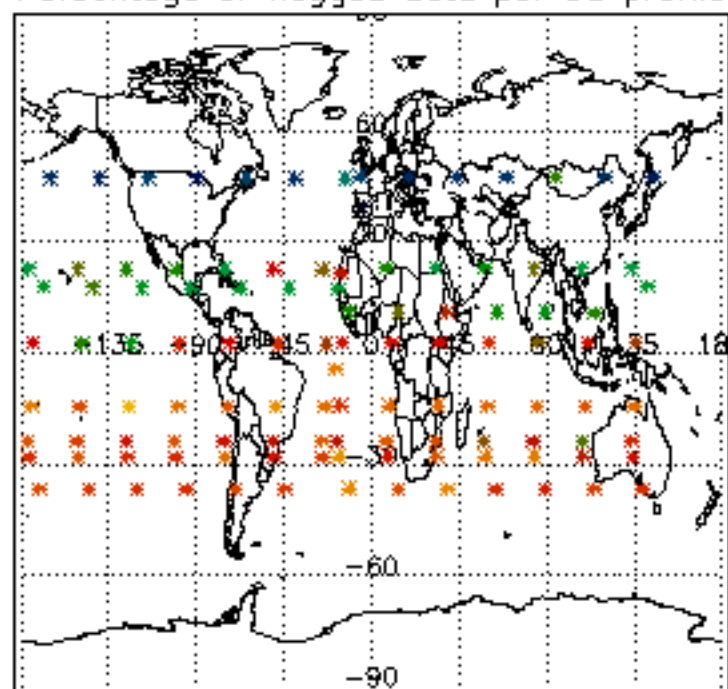




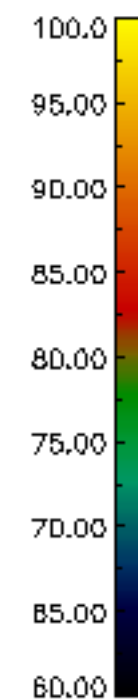
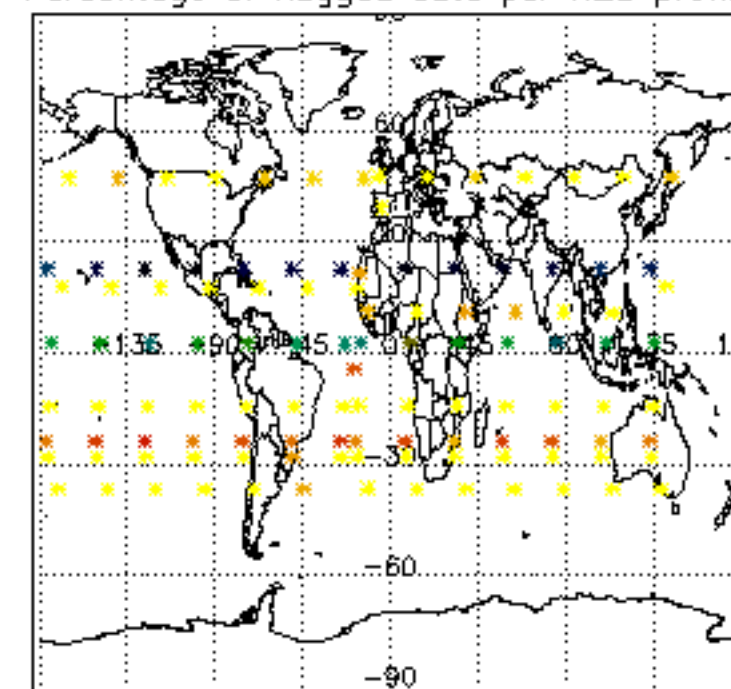




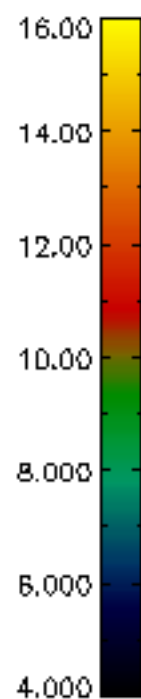
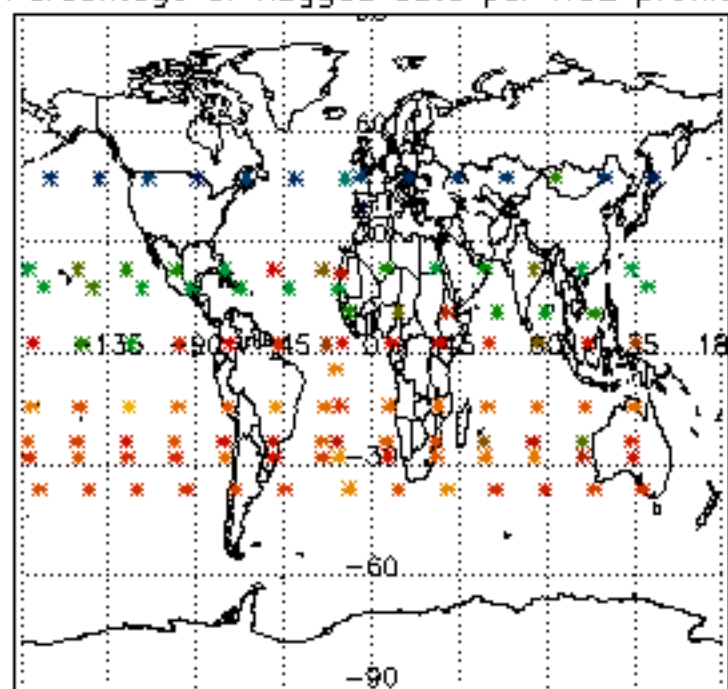
Percentage of flagged data per D3 profile



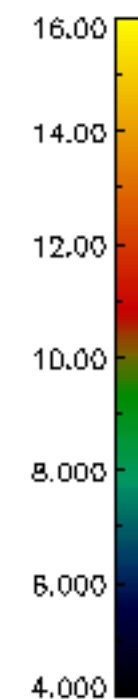
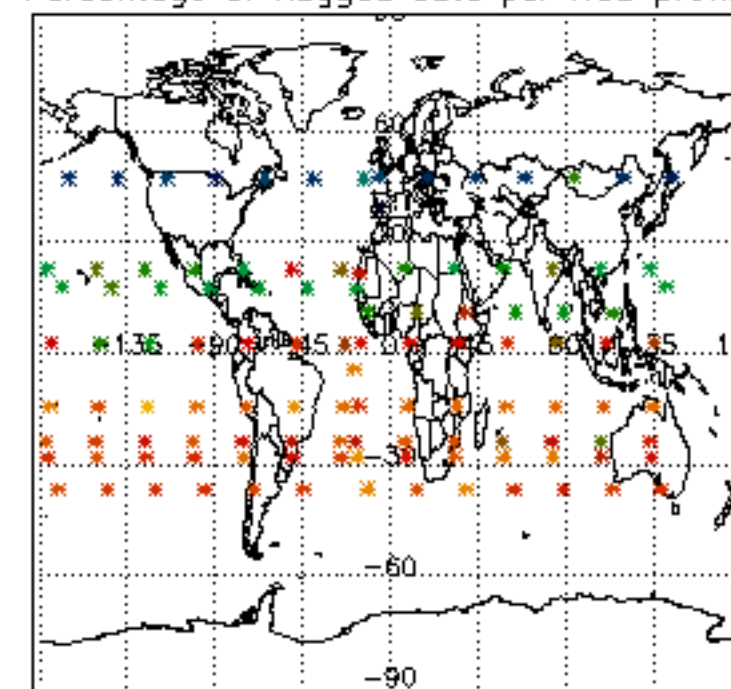
Percentage of flagged data per H2O profile



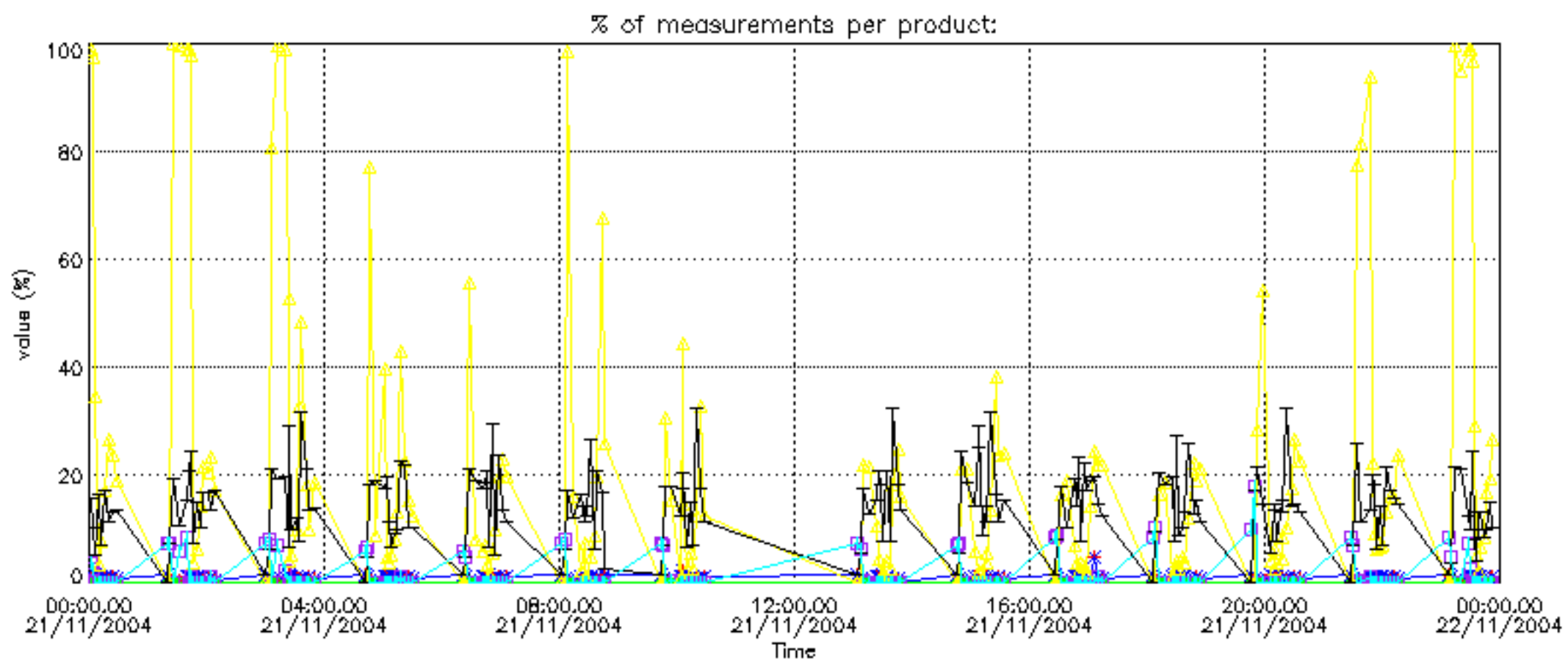
Percentage of flagged data per NO2 profile

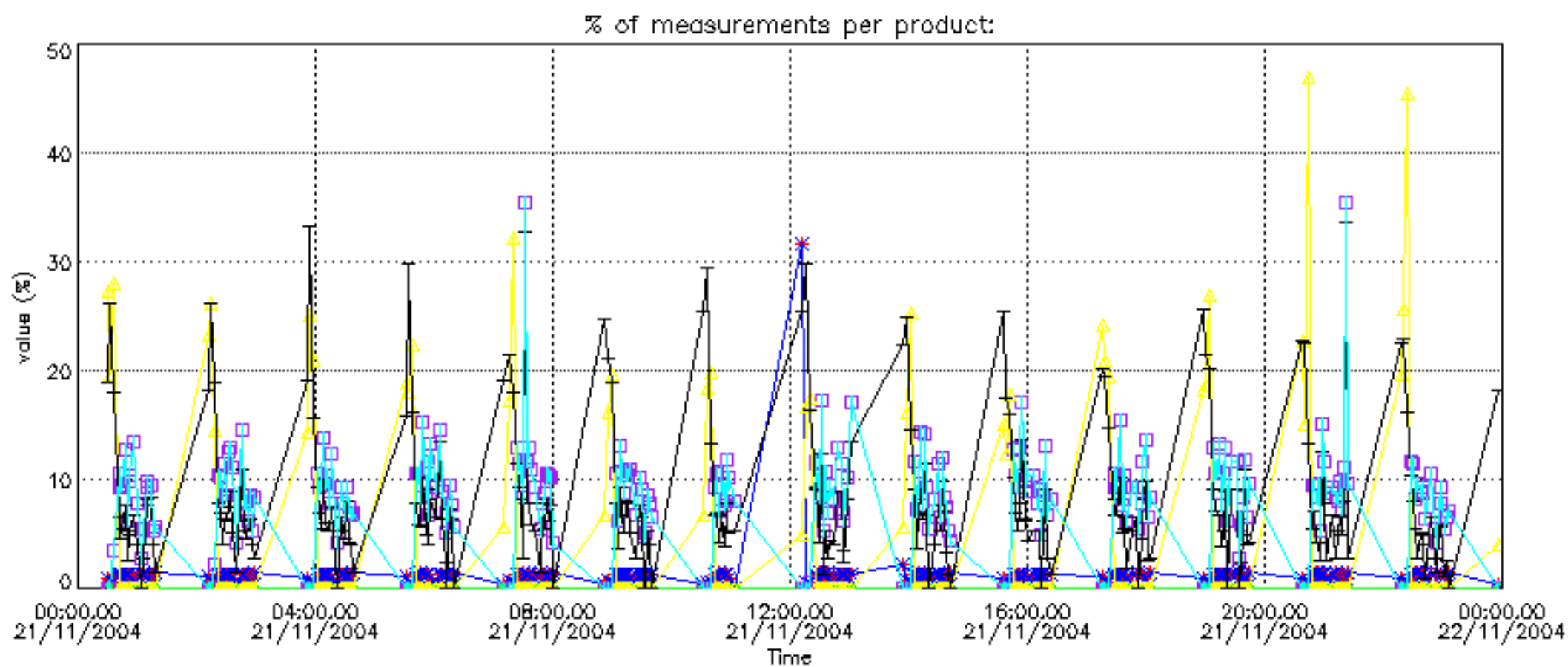


Percentage of flagged data per NO3 profile

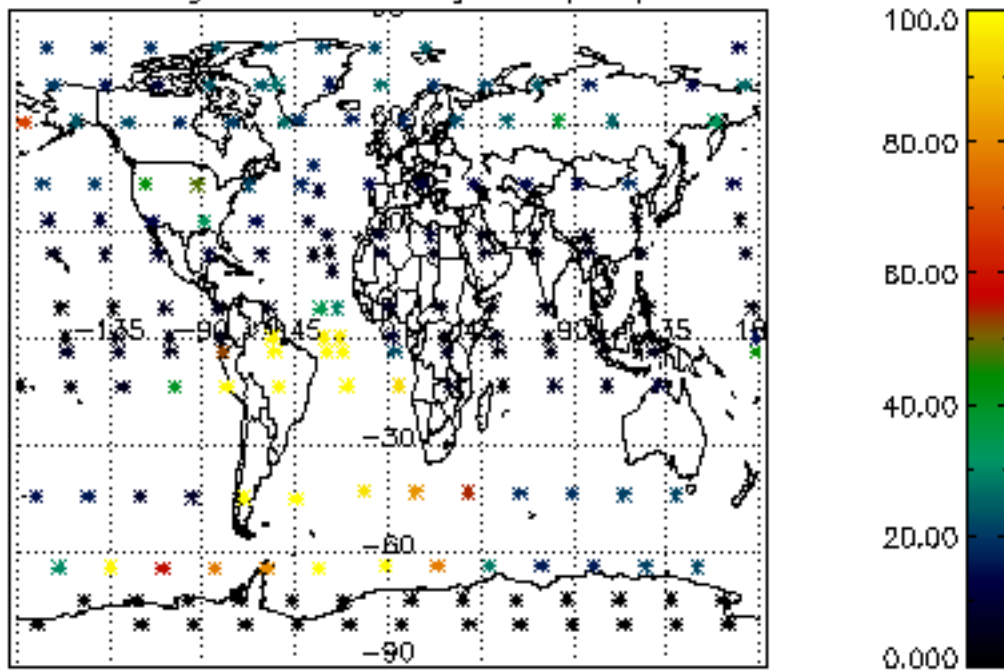




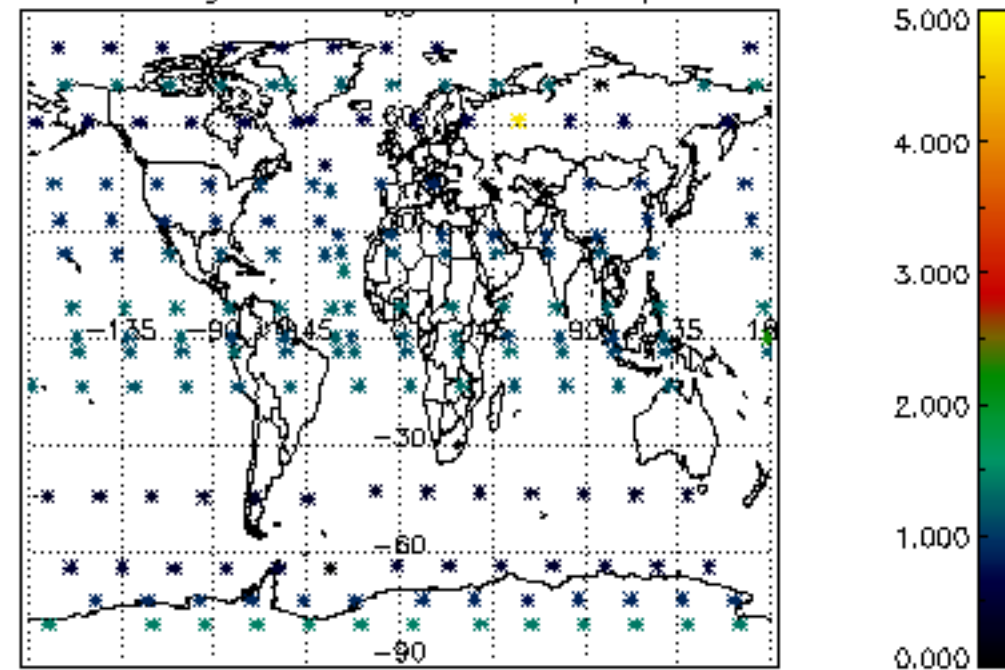




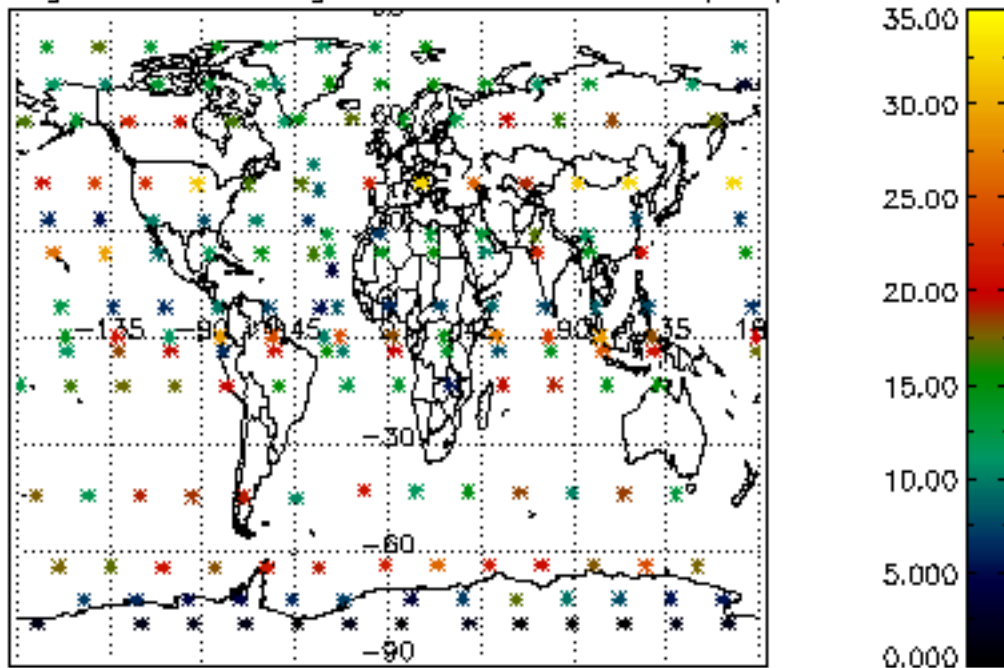
Percentage of cosmic ray hits per profile



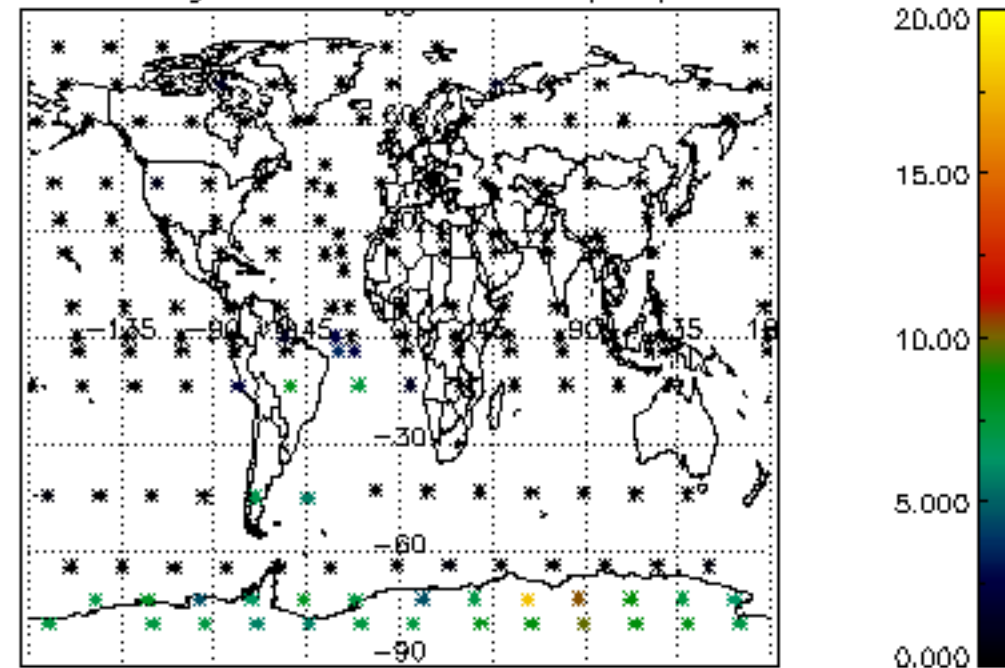
Percentage of datation errors per profile



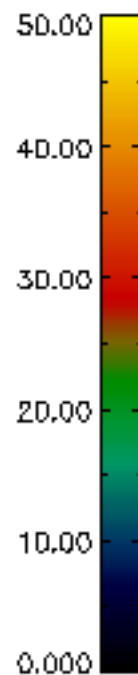
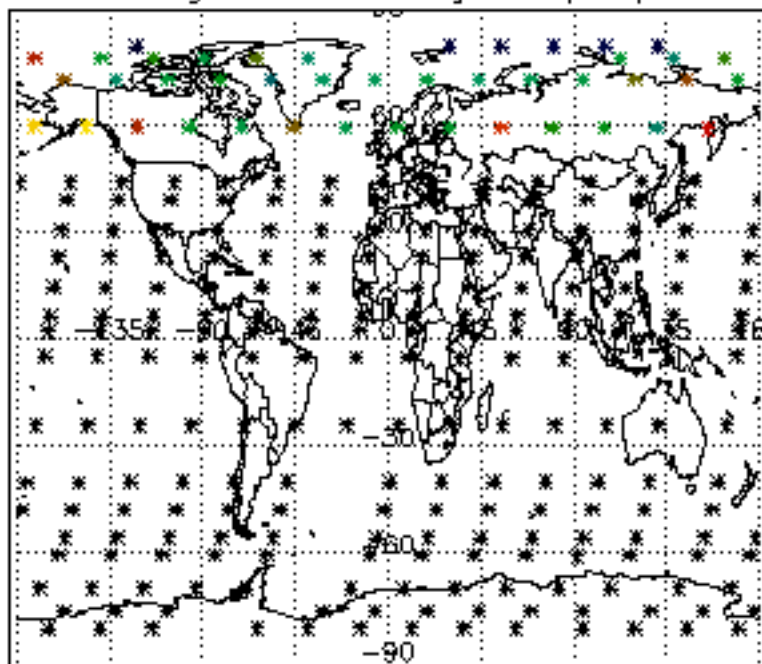
Percentage of star falling outside central band per profile



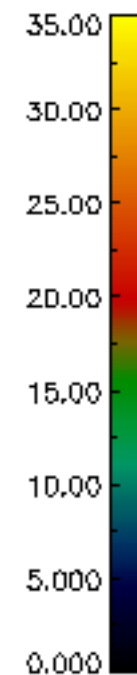
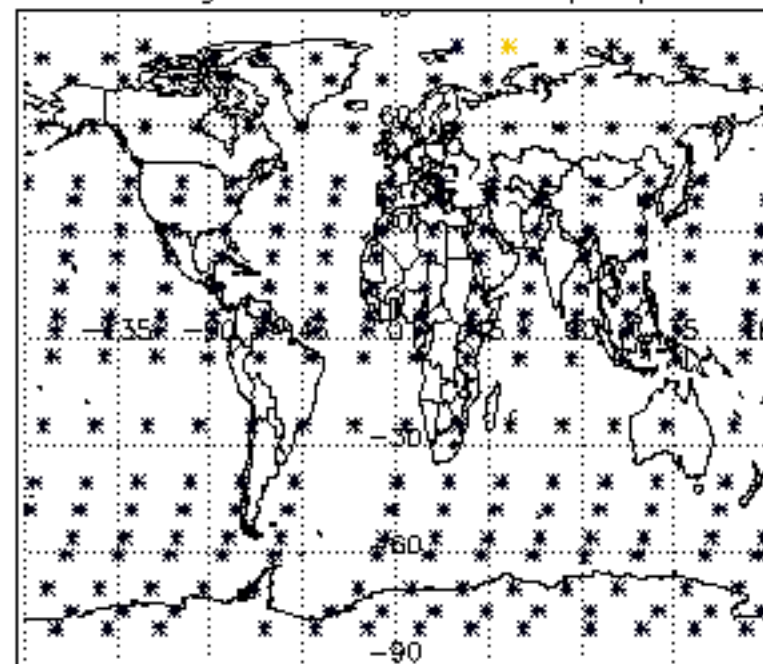
Percentage of saturation errors per profile



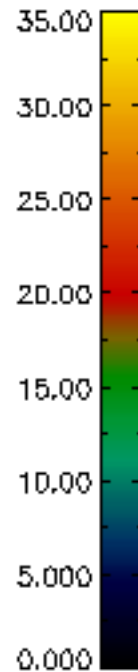
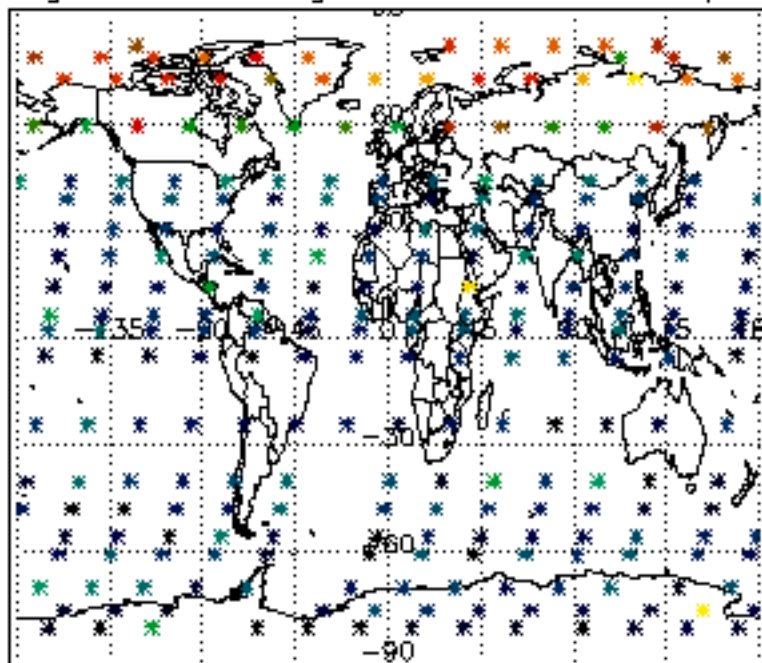
Percentage of cosmic ray hits per profile



Percentage of datation errors per profile



Percentage of star falling outside central band per profile



Percentage of saturation errors per profile

