

# GOMOS Level 2 Daily Report

## SUMMARY

### [1. General Info](#)

### [2. Summary of processed GOM\\_NL\\_2P products](#)

### [3. Level 2 Quality information per product](#)

#### [3.1 Plot of level 2 quality information per product \(time dependant\)](#)

#### [3.2 Plot of level 2 quality information per product \(world map\)](#)

### [4. Level 1 Quality information per product \(stored on level 2 products\)](#)

#### [4.1 Plot of level 1 quality information per product \(time dependant\)](#)

##### [4.1.1 Plot of level 1 quality information per product \(time dependant\): ASCENDING](#)

##### [4.1.2 Plot of level 1 quality information per product \(time dependant\): DESCENDING](#)

#### [4.2 Plot of level 1 quality information per product \(world map\)](#)

##### [4.2.1 Plot of level 1 quality information per product \(world map\): ASCENDING](#)

##### [4.2.2 Plot of level 1 quality information per product \(world map\): DESCENDING](#)

### [5. Ozone profiles based on quality statistics and other trace gas profiles](#)

#### [5.1 Ozone statistics based on quality of products](#)

#### [5.2 Plot ozone profiles for all STD \(dark without errors\)](#)

#### [5.3 Plot ozone profiles where STD < 20% \(dark without errors\)](#)

#### [5.4. Plot ozone profiles where STD < 10% \(dark without errors\)](#)

#### [5.5. Plot ozone profiles where STD < 5% \(dark without errors\)](#)

#### [5.6 Plot NO2 profiles for all STD \(dark without errors\)](#)

#### [5.7 Plot NO3 profiles for all STD \(dark without errors\)](#)

#### [5.8 Plot H2O profiles \(only for occultations of stars 1,2,3,4,13,14,16,26,63 dark without errors\) for all STD](#)

### [6. Auxiliary Data Files used for the production reported in section 2](#)

This report presents the daily analysis on parameters extracted from GOMOS level 2 data (GOM\_NL\_\_2P). It is intended to monitor some important parameters that will impact the quality of these products. A list of level 2 products (and content) that have arrived during the reporting day to the PCF is also given.

Item	Value
Time of report generation	19APR2013 15:41:39
Data source version	GOMOS/6.01
Start time of products	20-11-2004 (20NOV2004 00:00:00)
Stop time of products	21-11-2004 (21NOV2004 00:00:00)
Store outputs in DB	Yes
Nb of level 2 prods	309
Nb of prods with errors	0

## 2. Summary of processed GOM\_NL\_\_2P products.

Nr	Filename	UTC Start time	Limb	Duration	Star Id	Star Name	Star Mag	Star Temp	Nb Meas	Orbit	Prod. error
1	GOM_NL__2PRFIN20041120_063810_000000412032_00163_14245_6284.N1	20-NOV-2004 06:38:10	Bright	41.000	60	7Bet UMi	2.0810	3950.0	82	14245	No
2	GOM_NL__2PRFIN20041120_064018_000000402032_00163_14245_6285.N1	20-NOV-2004 06:40:18	Bright	40.000	119	14Eta Dra	2.7270	4700.0	80	14245	No
3	GOM_NL__2PRFIN20041120_064243_000000452032_00163_14245_6286.N1	20-NOV-2004 06:42:43	Bright	44.500	82	48Bet UMa	2.3650	10600.	89	14245	No
4	GOM_NL__2PRFIN20041120_064408_000000432032_00163_14245_6287.N1	20-NOV-2004 06:44:08	Bright	42.500	87	64Gam UMa	2.4330	11000.	85	14245	No
5	GOM_NL__2PRFIN20041120_064655_000000492032_00163_14245_6288.N1	20-NOV-2004 06:46:55	Bright	48.500	174	52Psi UMa	3.0040	4400.0	97	14245	No
6	GOM_NL__2PRFIN20041120_064856_000000382032_00163_14245_6289.N1	20-NOV-2004 06:48:56	Bright	38.000	152	12Alp2CVn	2.8900	11000.	76	14245	No
7	GOM_NL__2PRFIN20041120_065106_000000372032_00163_14245_6290.N1	20-NOV-2004 06:51:06	Bright	36.500	83		2.3780	11000.	73	14245	No
8	GOM_NL__2PRFIN20041120_065337_000000352032_00163_14245_6291.N1	20-NOV-2004 06:53:37	Bright	35.000	3	16Alp Boo	-0.050000	4250.0	70	14245	No
9	GOM_NL__2PRFIN20041120_065609_000000542032_00163_14245_6292.N1	20-NOV-2004 06:56:09	Bright	53.500	96	68Del Leo	2.5600	9300.0	107	14245	No
10	GOM_NL__2PRFIN20041120_065847_000001052032_00163_14245_6293.N1	20-NOV-2004 06:58:47	Twilight	105.00	51	41Gam1Leo	2.0100	4500.0	210	14245	No
11	GOM_NL__2PRFIN20041120_070416_000001232032_00163_14245_6294.N1	20-NOV-2004 07:04:16	Straylight	123.00	22	32Alp Leo	1.3600	15200.	246	14245	No
12	GOM_NL__2PRFIN20041120_071328_000000442032_00163_14245_6295.N1	20-NOV-2004 07:13:28	Dark	44.000	64	Gam Cen	2.2000	10600.	88	14245	No
13	GOM_NL__2PRFIN20041120_071609_000000402032_00163_14245_6296.N1	20-NOV-2004 07:16:09	Dark	40.000	20	Bet Cru	1.2530	30000.	80	14245	No
14	GOM_NL__2PRFIN20041120_071717_000000452032_00164_14246_6284.N1	20-NOV-2004 07:17:17	Dark	44.500	12	Alp1Cru	0.77500	30000.	89	14246	No
15	GOM_NL__2PRFIN20041120_072618_000000602032_00164_14246_6285.N1	20-NOV-2004 07:26:18	Dark	59.500	70	Zet Pup	2.2460	39000.	119	14246	No
16	GOM_NL__2PRFIN20041120_072917_000000502032_00164_14246_6286.N1	20-NOV-2004 07:29:17	Dark	49.500	2	Alp Car	-0.73600	7000.0	99	14246	No
17	GOM_NL__2PRFIN20041120_073412_000000832032_00164_14246_6287.N1	20-NOV-2004 07:34:12	Dark	83.000	23	21Eps CMa	1.5020	26000.	166	14246	No
18	GOM_NL__2PRFIN20041120_073732_000000402032_00164_14246_6288.N1	20-NOV-2004 07:37:32	Straylight	40.000	157	The1Eri	2.9060	9300.0	80	14246	No
19	GOM_NL__2PRFIN20041120_074226_000001482032_00164_14246_6289.N1	20-NOV-2004 07:42:26	Straylight	147.50	1	9Alp CMa	-1.4400	11000.	295	14246	No
20	GOM_NL__2PRFIN20041120_074649_000000752032_00164_14246_6290.N1	20-NOV-2004 07:46:49	Straylight	75.000	7	19Bet Ori	0.10000	14000.	150	14246	No
21	GOM_NL__2PRFIN20041120_075100_000000882032_00164_14246_6291.N1	20-NOV-2004 07:51:00	Bright	87.500	30	46Eps Ori	1.6940	30000.	175	14246	No
22	GOM_NL__2PRFIN20041120_075507_000000382032_00164_14246_6292.N1	20-NOV-2004 07:55:07	Bright	38.000	105	6Bet Ari	2.6450	8900.0	76	14246	No
23	GOM_NL__2PRFIN20041120_075643_000000442032_00164_14246_6293.N1	20-NOV-2004 07:56:43	Bright	43.500	146	25Eta Tau	2.8730	15200.	87	14246	No
24	GOM_NL__2PRFIN20041120_075900_000000362032_00164_14246_6294.N1	20-NOV-2004 07:59:00	Bright	36.000	173	4Bet Tri	3.0040	8900.0	72	14246	No
25	GOM_NL__2PRFIN20041120_080104_000000362032_00164_14246_6295.N1	20-NOV-2004 08:01:04	Bright	36.000	73	57Gam1And	2.2600	13100.	72	14246	No
26	GOM_NL__2PRFIN20041120_080336_000000402032_00164_14246_6296.N1	20-NOV-2004 08:03:36	Bright	39.500	175	39Del Per	3.0100	19400.	79	14246	No
27	GOM_NL__2PRFIN20041120_080540_000000392032_00164_14246_6297.N1	20-NOV-2004 08:05:40	Bright	39.000	68	18Alp Cas	2.2250	4500.0	78	14246	No
28	GOM_NL__2PRFIN20041120_080650_000000382032_00164_14246_6298.N1	20-NOV-2004 08:06:50	Bright	37.500	74	11Bet Cas	2.2680	6600.0	75	14246	No
29	GOM_NL__2PRFIN20041120_080918_000000602032_00164_14246_6299.N1	20-NOV-2004 08:09:18	Bright	60.000	42	34Bet Aur	1.9000	10200.	120	14246	No
30	GOM_NL__2PRFIN20041120_081417_000000362032_00164_14246_6300.N1	20-NOV-2004 08:14:17	Bright	35.500	49	1Alp UMi	1.9900	6300.0	71	14246	No
31	GOM_NL__2PRFIN20041120_081847_000000352032_00164_14246_6301.N1	20-NOV-2004 08:18:47	Bright	35.000	60	7Bet UMi	2.0810	3950.0	70	14246	No
32	GOM_NL__2PRFIN20041120_082054_000000392032_00164_14246_6302.N1	20-NOV-2004 08:20:54	Bright	39.000	119	14Eta Dra	2.7270	4700.0	78	14246	No
33	GOM_NL__2PRFIN20041120_082319_000000442032_00164_14246_6303.N1	20-NOV-2004 08:23:19	Bright	44.000	82	48Bet UMa	2.3650	10600.	88	14246	No
34	GOM_NL__2PRFIN20041120_082445_000000432032_00164_14246_6304.N1	20-NOV-2004 08:24:45	Bright	42.500	87	64Gam UMa	2.4330	11000.	85	14246	No
35	GOM_NL__2PRFIN20041120_082730_000000482032_00164_14246_6305.N1	20-NOV-2004 08:27:30	Bright	48.000	174	52Psi UMa	3.0040	4400.0	96	14246	No
36	GOM_NL__2PRFIN20041120_082932_000000382032_00164_14246_6306.N1	20-NOV-2004 08:29:32	Bright	37.500	152	12Alp2CVn	2.8900	11000.	75	14246	No
37	GOM_NL__2PRFIN20041120_083142_000000372032_00164_14246_6307.N1	20-NOV-2004 08:31:42	Bright	36.500	83		2.3780	11000.	73	14246	No
38	GOM_NL__2PRFIN20041120_083414_000000352032_00164_14246_6308.N1	20-NOV-2004 08:34:14	Bright	34.500	3	16Alp Boo	-0.050000	4250.0	69	14246	No
39	GOM_NL__2PRFIN20041120_083646_000000552032_00164_14246_6309.N1	20-NOV-2004 08:36:46	Bright	54.500	96	68Del Leo	2.5600	9300.0	109	14246	No
40	GOM_NL__2PRFIN20041120_083924_000001062032_00164_14246_6310.N1	20-NOV-2004 08:39:24	Twilight	105.50	51	41Gam1Leo	2.0100	4500.0	211	14246	No
41	GOM_NL__2PRFIN20041120_084454_000001172032_00164_14246_6311.N1	20-NOV-2004 08:44:54	Straylight	117.00	22	32Alp Leo	1.3600	15200.	234	14246	No
42	GOM_NL__2PRFIN20041120_085405_000000422032_00164_14246_6312.N1	20-NOV-2004 08:54:05	Dark	42.000	64	Gam Cen	2.2000	10600.	84	14246	No

43	GOM_NL__2PRFIN20041120_085646_000000392032_00164_14246_6313.N1	20-NOV-2004 08:56:46	Dark	39.000	20	Bet Cru	1.2530	30000.	78	14246	No
44	GOM_NL__2PRFIN20041120_085754_000000412032_00165_14247_6284.N1	20-NOV-2004 08:57:54	Dark	40.500	12	Alp1Cru	0.77500	30000.	81	14247	No
45	GOM_NL__2PRFIN20041120_090655_000000562032_00165_14247_6285.N1	20-NOV-2004 09:06:55	Dark	56.000	70	Zet Pup	2.2460	39000.	112	14247	No
46	GOM_NL__2PRFIN20041120_090954_000000502032_00165_14247_6286.N1	20-NOV-2004 09:09:54	Dark	49.500	2	Alp Car	-0.73600	7000.0	99	14247	No
47	GOM_NL__2PRFIN20041120_091449_000000832032_00165_14247_6287.N1	20-NOV-2004 09:14:49	Dark	83.000	23	21Eps CMa	1.5020	26000.	166	14247	No
48	GOM_NL__2PRFIN20041120_091808_000000412032_00165_14247_6288.N1	20-NOV-2004 09:18:08	Straylight	41.000	157	The1Eri	2.9060	9300.0	82	14247	No
49	GOM_NL__2PRFIN20041120_092302_000001542032_00165_14247_6289.N1	20-NOV-2004 09:23:02	Straylight	153.50	1	9Alp CMa	-1.4400	11000.	307	14247	No
50	GOM_NL__2PRFIN20041120_092724_000000782032_00165_14247_6290.N1	20-NOV-2004 09:27:24	Straylight	77.500	7	19Bet Ori	0.10000	14000.	155	14247	No
51	GOM_NL__2PRFIN20041120_093135_000000922032_00165_14247_6291.N1	20-NOV-2004 09:31:35	Bright	91.500	30	46Eps Ori	1.6940	30000.	183	14247	No
52	GOM_NL__2PRFIN20041120_093543_000000382032_00165_14247_6292.N1	20-NOV-2004 09:35:43	Bright	38.000	105	6Bet Ari	2.6450	8900.0	76	14247	No
53	GOM_NL__2PRFIN20041120_093718_000000442032_00165_14247_6293.N1	20-NOV-2004 09:37:18	Bright	43.500	146	25Eta Tau	2.8730	15200.	87	14247	No
54	GOM_NL__2PRFIN20041120_093935_000000372032_00165_14247_6294.N1	20-NOV-2004 09:39:35	Bright	37.000	173	4Bet Tri	3.0040	8900.0	74	14247	No
55	GOM_NL__2PRFIN20041120_094140_000000382032_00165_14247_6295.N1	20-NOV-2004 09:41:40	Bright	38.000	73	57Gam1And	2.2600	13100.	76	14247	No
56	GOM_NL__2PRFIN20041120_094411_000000392032_00165_14247_6296.N1	20-NOV-2004 09:44:11	Bright	38.500	175	39Del Per	3.0100	19400.	77	14247	No
57	GOM_NL__2PRFIN20041120_094616_000000382032_00165_14247_6297.N1	20-NOV-2004 09:46:16	Bright	38.000	68	18Alp Cas	2.2250	4500.0	76	14247	No
58	GOM_NL__2PRFIN20041120_094726_000000372032_00165_14247_6298.N1	20-NOV-2004 09:47:26	Bright	37.000	74	11Bet Cas	2.2680	6600.0	74	14247	No
59	GOM_NL__2PRFIN20041120_094954_000000592032_00165_14247_6299.N1	20-NOV-2004 09:49:54	Bright	59.000	42	34Bet Aur	1.9000	10200.	118	14247	No
60	GOM_NL__2PRFIN20041120_095453_000000382032_00165_14247_6300.N1	20-NOV-2004 09:54:53	Bright	38.000	49	1Alp UMi	1.9900	6300.0	76	14247	No
61	GOM_NL__2PRFIN20041120_095922_000000392032_00165_14247_6301.N1	20-NOV-2004 09:59:22	Bright	39.000	60	7Bet UMi	2.0810	3950.0	78	14247	No
62	GOM_NL__2PRFIN20041120_100130_000000392032_00165_14247_6302.N1	20-NOV-2004 10:01:30	Bright	39.000	119	14Eta Dra	2.7270	4700.0	78	14247	No
63	GOM_NL__2PRFIN20041120_100354_000000422032_00165_14247_6303.N1	20-NOV-2004 10:03:54	Bright	41.500	82	48Bet UMa	2.3650	10600.	83	14247	No
64	GOM_NL__2PRFIN20041120_100520_000000402032_00165_14247_6304.N1	20-NOV-2004 10:05:20	Bright	39.500	87	64Gam UMa	2.4330	11000.	79	14247	No
65	GOM_NL__2PRFIN20041120_100806_000000472032_00165_14247_6305.N1	20-NOV-2004 10:08:06	Bright	47.000	174	52Psi UMa	3.0040	4400.0	94	14247	No
66	GOM_NL__2PRFIN20041120_101008_000000382032_00165_14247_6306.N1	20-NOV-2004 10:10:08	Bright	37.500	152	12Alp2CVn	2.8900	11000.	75	14247	No
67	GOM_NL__2PRFIN20041120_101216_000000382032_00165_14247_6307.N1	20-NOV-2004 10:12:16	Bright	38.000	83		2.3780	11000.	76	14247	No
68	GOM_NL__2PRFIN20041120_101450_000000352032_00165_14247_6308.N1	20-NOV-2004 10:14:50	Bright	35.000	3	16Alp Boo	-0.050000	4250.0	70	14247	No
69	GOM_NL__2PRFIN20041120_101722_000000562032_00165_14247_6309.N1	20-NOV-2004 10:17:22	Bright	56.000	96	68Del Leo	2.5600	9300.0	112	14247	No
70	GOM_NL__2PRFIN20041120_102001_000000962032_00165_14247_6310.N1	20-NOV-2004 10:20:01	Tw_i_and_stray	96.000	51	41Gam1Leo	2.0100	4500.0	192	14247	No
71	GOM_NL__2PRFIN20041120_102532_000001252032_00165_14247_6311.N1	20-NOV-2004 10:25:32	Straylight	124.50	22	32Alp Leo	1.3600	15200.	249	14247	No
72	GOM_NL__2PRFIN20041120_103441_000000402032_00165_14247_6312.N1	20-NOV-2004 10:34:41	Dark	39.500	64	Gam Cen	2.2000	10600.	79	14247	No
73	GOM_NL__2PRFIN20041120_103721_000000432032_00165_14247_6313.N1	20-NOV-2004 10:37:21	Dark	42.500	20	Bet Cru	1.2530	30000.	85	14247	No
74	GOM_NL__2PRFIN20041120_103830_000000522032_00166_14248_6284.N1	20-NOV-2004 10:38:30	Dark	52.000	12	Alp1Cru	0.77500	30000.	104	14248	No
75	GOM_NL__2PRFIN20041120_104731_000000582032_00166_14248_6285.N1	20-NOV-2004 10:47:31	Dark	58.000	70	Zet Pup	2.2460	39000.	116	14248	No
76	GOM_NL__2PRFIN20041120_105030_000000592032_00166_14248_6286.N1	20-NOV-2004 10:50:30	Dark	58.500	2	Alp Car	-0.73600	7000.0	117	14248	No
77	GOM_NL__2PRFIN20041120_105526_000000832032_00166_14248_6287.N1	20-NOV-2004 10:55:26	Dark	83.000	23	21Eps CMa	1.5020	26000.	166	14248	No
78	GOM_NL__2PRFIN20041120_105844_000000402032_00166_14248_6288.N1	20-NOV-2004 10:58:44	Straylight	39.500	157	The1Eri	2.9060	9300.0	79	14248	No
79	GOM_NL__2PRFIN20041120_110338_000001142032_00166_14248_6289.N1	20-NOV-2004 11:03:38	Straylight	114.00	1	9Alp CMa	-1.4400	11000.	228	14248	No
80	GOM_NL__2PRFIN20041120_113958_000000412032_00166_14248_6290.N1	20-NOV-2004 11:39:58	Bright	40.500	60	7Bet UMi	2.0810	3950.0	81	14248	No
81	GOM_NL__2PRFIN20041120_114206_000000362032_00166_14248_6291.N1	20-NOV-2004 11:42:06	Bright	36.000	119	14Eta Dra	2.7270	4700.0	72	14248	No
82	GOM_NL__2PRFIN20041120_114430_000000462032_00166_14248_6292.N1	20-NOV-2004 11:44:30	Bright	45.500	82	48Bet UMa	2.3650	10600.	91	14248	No
83	GOM_NL__2PRFIN20041120_114556_000000422032_00166_14248_6293.N1	20-NOV-2004 11:45:56	Bright	41.500	87	64Gam UMa	2.4330	11000.	83	14248	No
84	GOM_NL__2PRFIN20041120_114841_000000502032_00166_14248_6294.N1	20-NOV-2004 11:48:41	Bright	49.500	174	52Psi UMa	3.0040	4400.0	99	14248	No
85	GOM_NL__2PRFIN20041120_115044_000000382032_00166_14248_6295.N1	20-NOV-2004 11:50:44	Bright	37.500	152	12Alp2CVn	2.8900	11000.	75	14248	No
86	GOM_NL__2PRFIN20041120_115254_000000382032_00166_14248_6296.N1	20-NOV-2004 11:52:54	Bright	37.500	83		2.3780	11000.	75	14248	No
87	GOM_NL__2PRFIN20041120_115526_000000352032_00166_14248_6297.N1	20-NOV-2004 11:55:26	Bright	35.000	3	16Alp Boo	-0.050000	4250.0	70	14248	No
88	GOM_NL__2PRFIN20041120_115758_000000542032_00166_14248_6298.N1	20-NOV-2004 11:57:58	Bright	54.000	96	68Del Leo	2.5600	9300.0	108	14248	No
89	GOM_NL__2PRFIN20041120_120038_000000982032_00166_14248_6299.N1	20-NOV-2004 12:00:38	Tw_i_and_stray	98.000	51	41Gam1Leo	2.0100	4500.0	196	14248	No
90	GOM_NL__2PRFIN20041120_120610_000001372032_00166_14248_6300.N1	20-NOV-2004 12:06:10	Straylight	136.50	22	32Alp Leo	1.3600	15200.	273	14248	No
91	GOM_NL__2PRFIN20041120_121517_000000422032_00166_14248_6301.N1	20-NOV-2004 12:15:17	Dark	42.000	64	Gam Cen	2.2000	10600.	84	14248	No
92	GOM_NL__2PRFIN20041120_121758_000000442032_00166_14248_6302.N1	20-NOV-2004 12:17:58	Dark	44.000	20	Bet Cru	1.2530	30000.	88	14248	No
93	GOM_NL__2PRFIN20041120_121906_000000442032_00167_14249_6284.N1	20-NOV-2004 12:19:06	Dark	44.000	12	Alp1Cru	0.77500	30000.	88	14249	No
94	GOM_NL__2PRFIN20041120_122807_000000602032_00167_14249_6285.N1	20-NOV-2004 12:28:07	Dark	59.500	70	Zet Pup	2.2460	39000.	119	14249	No
95	GOM_NL__2PRFIN20041120_123107_000000512032_00167_14249_6286.N1	20-NOV-2004 12:31:07	Dark	51.000	2	Alp Car	-0.73600	7000.0	102	14249	No
96	GOM_NL__2PRFIN20041120_123604_000000822032_00167_14249_6287.N1	20-NOV-2004 12:36:04	Dark	81.500	23	21Eps CMa	1.5020	26000.	163	14249	No
97	GOM_NL__2PRFIN20041120_123920_000000402032_00167_14249_6288.N1	20-NOV-2004 12:39:20	Straylight	40.000	157	The1Eri	2.9060	9300.0	80	14249	No
98	GOM_NL__2PRFIN20041120_124415_000001522032_00167_14249_6289.N1	20-NOV-2004 12:44:15	Straylight	151.50	1	9Alp CMa	-1.4400	11000.	303	14249	No
99	GOM_NL__2PRFIN20041120_124836_000000792032_00167_14249_6290.N1	20-NOV-2004 12:48:36	Straylight	78.500	7	19Bet Ori	0.10000	14000.	157	14249	No
100	GOM_NL__2PRFIN20041120_125245_000000902032_00167_14249_6291.N1	20-NOV-2004 12:52:45	Bright	89.500	30	46Eps Ori	1.6940	30000.	179	14249	No
101	GOM_NL__2PRFIN20041120_125655_000000392032_00167_14249_6292.N1	20-NOV-2004 12:56:55	Bright	38.500	105	6Bet Ari	2.6450	8900.0	77	14249	No

102	GOM_NL__2PRFIN20041120_125829_000000432032_00167_14249_6293.N1	20-NOV-2004 12:58:29	Bright	43.000	146	25Eta Tau	2.8730	15200.	86	14249	No
103	GOM_NL__2PRFIN20041120_130047_000000382032_00167_14249_6294.N1	20-NOV-2004 13:00:47	Bright	38.000	173	4Bet Tri	3.0040	8900.0	76	14249	No
104	GOM_NL__2PRFIN20041120_130251_000000382032_00167_14249_6295.N1	20-NOV-2004 13:02:51	Bright	37.500	73	57Gam1And	2.2600	13100.	75	14249	No
105	GOM_NL__2PRFIN20041120_130522_000000392032_00167_14249_6296.N1	20-NOV-2004 13:05:22	Bright	39.000	175	39Del Per	3.0100	19400.	78	14249	No
106	GOM_NL__2PRFIN20041120_130727_000000392032_00167_14249_6297.N1	20-NOV-2004 13:07:27	Bright	38.500	68	18Alp Cas	2.2250	4500.0	77	14249	No
107	GOM_NL__2PRFIN20041120_130838_000000372032_00167_14249_6298.N1	20-NOV-2004 13:08:38	Bright	36.500	74	11Bet Cas	2.2680	6600.0	73	14249	No
108	GOM_NL__2PRFIN20041120_131103_000000592032_00167_14249_6299.N1	20-NOV-2004 13:11:03	Bright	58.500	42	34Bet Aur	1.9000	10200.	117	14249	No
109	GOM_NL__2PRFIN20041120_131605_000000382032_00167_14249_6300.N1	20-NOV-2004 13:16:05	Bright	38.000	49	1Alp UMi	1.9900	6300.0	76	14249	No
110	GOM_NL__2PRFIN20041120_132034_000000402032_00167_14249_6301.N1	20-NOV-2004 13:20:34	Bright	40.000	60	7Bet UMi	2.0810	3950.0	80	14249	No
111	GOM_NL__2PRFIN20041120_132242_000000392032_00167_14249_6302.N1	20-NOV-2004 13:22:42	Bright	38.500	119	14Eta Dra	2.7270	4700.0	77	14249	No
112	GOM_NL__2PRFIN20041120_132506_000000442032_00167_14249_6303.N1	20-NOV-2004 13:25:06	Bright	44.000	82	48Bet UMa	2.3650	10600.	88	14249	No
113	GOM_NL__2PRFIN20041120_132632_000000422032_00167_14249_6304.N1	20-NOV-2004 13:26:32	Bright	41.500	87	64Gam UMa	2.4330	11000.	83	14249	No
114	GOM_NL__2PRFIN20041120_132918_000000492032_00167_14249_6305.N1	20-NOV-2004 13:29:18	Bright	49.000	174	52Psi UMa	3.0040	4400.0	98	14249	No
115	GOM_NL__2PRFIN20041120_133119_000000402032_00167_14249_6306.N1	20-NOV-2004 13:31:19	Bright	39.500	152	12Alp2CVn	2.8900	11000.	79	14249	No
116	GOM_NL__2PRFIN20041120_133331_000000352032_00167_14249_6307.N1	20-NOV-2004 13:33:31	Bright	35.000	83		2.3780	11000.	70	14249	No
117	GOM_NL__2PRFIN20041120_133602_000000352032_00167_14249_6308.N1	20-NOV-2004 13:36:02	Bright	34.500	3	16Alp Boo	-0.050000	4250.0	69	14249	No
118	GOM_NL__2PRFIN20041120_133834_000000542032_00167_14249_6309.N1	20-NOV-2004 13:38:34	Bright	54.000	96	68Del Leo	2.5600	9300.0	108	14249	No
119	GOM_NL__2PRFIN20041120_134115_000000992032_00167_14249_6310.N1	20-NOV-2004 13:41:15	Tw_i_and_stray	98.500	51	41Gam1Leo	2.0100	4500.0	197	14249	No
120	GOM_NL__2PRFIN20041120_134648_000001332032_00167_14249_6311.N1	20-NOV-2004 13:46:48	Straylight	133.00	22	32Alp Leo	1.3600	15200.	266	14249	No
121	GOM_NL__2PRFIN20041120_135553_000000402032_00167_14249_6312.N1	20-NOV-2004 13:55:53	Dark	39.500	64	Gam Cen	2.2000	10600.	79	14249	No
122	GOM_NL__2PRFIN20041120_135833_000000452032_00167_14249_6313.N1	20-NOV-2004 13:58:33	Dark	45.000	20	Bet Cru	1.2530	30000.	90	14249	No
123	GOM_NL__2PRFIN20041120_135942_000000402032_00168_14250_6388.N1	20-NOV-2004 13:59:42	Dark	40.000	12	Alp1Cru	0.77500	30000.	80	14250	No
124	GOM_NL__2PRFIN20041120_140200_000000382032_00168_14250_6389.N1	20-NOV-2004 14:02:00	Dark	38.000	124	The Car	2.7640	30000.	76	14250	No
125	GOM_NL__2PRFIN20041120_140613_000000452032_00168_14250_6390.N1	20-NOV-2004 14:06:13	Dark	45.000	41	Eps Car	1.8600	4100.0	90	14250	No
126	GOM_NL__2PRFIN20041120_140844_000000592032_00168_14250_6391.N1	20-NOV-2004 14:08:44	Dark	58.500	70	Zet Pup	2.2460	39000.	117	14250	No
127	GOM_NL__2PRFIN20041120_141143_000000602032_00168_14250_6392.N1	20-NOV-2004 14:11:43	Dark	59.500	2	Alp Car	-0.73600	7000.0	119	14250	No
128	GOM_NL__2PRFIN20041120_141641_000000832032_00168_14250_6393.N1	20-NOV-2004 14:16:41	Dark	82.500	23	21Eps CMa	1.5020	26000.	165	14250	No
129	GOM_NL__2PRFIN20041120_141956_000000412032_00168_14250_6394.N1	20-NOV-2004 14:19:56	Straylight	40.500	157	The1Eri	2.9060	9300.0	81	14250	No
130	GOM_NL__2PRFIN20041120_142451_000001342032_00168_14250_6395.N1	20-NOV-2004 14:24:51	Straylight	134.00	1	9Alp CMa	-1.4400	11000.	268	14250	No
131	GOM_NL__2PRFIN20041120_142912_000000752032_00168_14250_6396.N1	20-NOV-2004 14:29:12	Straylight	75.000	7	19Bet Ori	0.10000	14000.	150	14250	No
132	GOM_NL__2PRFIN20041120_143320_000000872032_00168_14250_6397.N1	20-NOV-2004 14:33:20	Bright	86.500	30	46Eps Ori	1.6940	30000.	173	14250	No
133	GOM_NL__2PRFIN20041120_143731_000000392032_00168_14250_6398.N1	20-NOV-2004 14:37:31	Bright	39.000	105	6Bet Ari	2.6450	8900.0	78	14250	No
134	GOM_NL__2PRFIN20041120_143905_000000422032_00168_14250_6399.N1	20-NOV-2004 14:39:05	Bright	42.000	146	25Eta Tau	2.8730	15200.	84	14250	No
135	GOM_NL__2PRFIN20041120_144123_000000372032_00168_14250_6400.N1	20-NOV-2004 14:41:23	Bright	36.500	173	4Bet Tri	3.0040	8900.0	73	14250	No
136	GOM_NL__2PRFIN20041120_144327_000000392032_00168_14250_6401.N1	20-NOV-2004 14:43:27	Bright	38.500	73	57Gam1And	2.2600	13100.	77	14250	No
137	GOM_NL__2PRFIN20041120_144557_000000402032_00168_14250_6402.N1	20-NOV-2004 14:45:57	Bright	40.000	175	39Del Per	3.0100	19400.	80	14250	No
138	GOM_NL__2PRFIN20041120_144804_000000392032_00168_14250_6403.N1	20-NOV-2004 14:48:04	Bright	39.000	68	18Alp Cas	2.2250	4500.0	78	14250	No
139	GOM_NL__2PRFIN20041120_144915_000000382032_00168_14250_6404.N1	20-NOV-2004 14:49:15	Bright	38.000	74	11Bet Cas	2.2680	6600.0	76	14250	No
140	GOM_NL__2PRFIN20041120_145138_000000582032_00168_14250_6405.N1	20-NOV-2004 14:51:38	Bright	57.500	42	34Bet Aur	1.9000	10200.	115	14250	No
141	GOM_NL__2PRFIN20041120_145641_000000362032_00168_14250_6406.N1	20-NOV-2004 14:56:41	Bright	36.000	49	1Alp UMi	1.9900	6300.0	72	14250	No
142	GOM_NL__2PRFIN20041120_150111_000000382032_00168_14250_6407.N1	20-NOV-2004 15:01:11	Bright	38.000	60	7Bet UMi	2.0810	3950.0	76	14250	No
143	GOM_NL__2PRFIN20041120_150318_000000402032_00168_14250_6408.N1	20-NOV-2004 15:03:18	Bright	40.000	119	14Eta Dra	2.7270	4700.0	80	14250	No
144	GOM_NL__2PRFIN20041120_150542_000000442032_00168_14250_6409.N1	20-NOV-2004 15:05:42	Bright	43.500	82	48Bet UMa	2.3650	10600.	87	14250	No
145	GOM_NL__2PRFIN20041120_150708_000000412032_00168_14250_6410.N1	20-NOV-2004 15:07:08	Bright	41.000	87	64Gam UMa	2.4330	11000.	82	14250	No
146	GOM_NL__2PRFIN20041120_150953_000000492032_00168_14250_6411.N1	20-NOV-2004 15:09:53	Bright	48.500	174	52Psi UMa	3.0040	4400.0	97	14250	No
147	GOM_NL__2PRFIN20041120_151156_000000372032_00168_14250_6412.N1	20-NOV-2004 15:11:56	Bright	37.000	152	12Alp2CVn	2.8900	11000.	74	14250	No
148	GOM_NL__2PRFIN20041120_151407_000000362032_00168_14250_6413.N1	20-NOV-2004 15:14:07	Bright	36.000	83		2.3780	11000.	72	14250	No
149	GOM_NL__2PRFIN20041120_151638_000000352032_00168_14250_6414.N1	20-NOV-2004 15:16:38	Bright	35.000	3	16Alp Boo	-0.050000	4250.0	70	14250	No
150	GOM_NL__2PRFIN20041120_151911_000000562032_00168_14250_6415.N1	20-NOV-2004 15:19:11	Bright	56.000	96	68Del Leo	2.5600	9300.0	112	14250	No
151	GOM_NL__2PRFIN20041120_152152_000000992032_00168_14250_6416.N1	20-NOV-2004 15:21:52	Tw_i_and_stray	98.500	51	41Gam1Leo	2.0100	4500.0	197	14250	No
152	GOM_NL__2PRFIN20041120_152727_000001292032_00168_14250_6417.N1	20-NOV-2004 15:27:27	Straylight	129.00	22	32Alp Leo	1.3600	15200.	258	14250	No
153	GOM_NL__2PRFIN20041120_153630_000000402032_00168_14250_6418.N1	20-NOV-2004 15:36:30	Dark	39.500	64	Gam Cen	2.2000	10600.	79	14250	No
154	GOM_NL__2PRFIN20041120_153910_000000402032_00168_14250_6419.N1	20-NOV-2004 15:39:10	Dark	40.000	20	Bet Cru	1.2530	30000.	80	14250	No
155	GOM_NL__2PRFIN20041120_154236_000000412032_00169_14251_6284.N1	20-NOV-2004 15:42:36	Dark	41.000	124	The Car	2.7640	30000.	82	14251	No
156	GOM_NL__2PRFIN20041120_154649_000000482032_00169_14251_6285.N1	20-NOV-2004 15:46:49	Dark	48.000	41	Eps Car	1.8600	4100.0	96	14251	No
157	GOM_NL__2PRFIN20041120_154921_000000632032_00169_14251_6286.N1	20-NOV-2004 15:49:21	Dark	63.000	70	Zet Pup	2.2460	39000.	126	14251	No
158	GOM_NL__2PRFIN20041120_155220_000000602032_00169_14251_6287.N1	20-NOV-2004 15:52:20	Dark	59.500	2	Alp Car	-0.73600	7000.0	119	14251	No
159	GOM_NL__2PRFIN20041120_155718_000000802032_00169_14251_6288.N1	20-NOV-2004 15:57:18	Dark	80.000	23	21Eps CMa	1.5020	26000.	160	14251	No
160	GOM_NL__2PRFIN20041120_160032_000000402032_00169_14251_6289.N1	20-NOV-2004 16:00:32	Straylight	40.000	157	The1Eri	2.9060	9300.0	80	14251	No



161	GOM_NL__2PRFIN20041120_160527_000001502032_00169_14251_6290.N1	20-NOV-2004 16:05:27	Straylight	149.50	1	9Alp CMa	-1.4400	11000.	299	14251	No
162	GOM_NL__2PRFIN20041120_160948_000000752032_00169_14251_6291.N1	20-NOV-2004 16:09:48	Straylight	75.000	7	19Bet Ori	0.10000	14000.	150	14251	No
163	GOM_NL__2PRFIN20041120_161356_000000892032_00169_14251_6292.N1	20-NOV-2004 16:13:56	Bright	89.000	30	46Eps Ori	1.6940	30000.	178	14251	No
164	GOM_NL__2PRFIN20041120_161807_000000392032_00169_14251_6293.N1	20-NOV-2004 16:18:07	Bright	38.500	105	6Bet Ari	2.6450	8900.0	77	14251	No
165	GOM_NL__2PRFIN20041120_161940_000000432032_00169_14251_6294.N1	20-NOV-2004 16:19:40	Bright	43.000	146	25Eta Tau	2.8730	15200.	86	14251	No
166	GOM_NL__2PRFIN20041120_162159_000000382032_00169_14251_6295.N1	20-NOV-2004 16:21:59	Bright	37.500	173	4Bet Tri	3.0040	8900.0	75	14251	No
167	GOM_NL__2PRFIN20041120_162403_000000372032_00169_14251_6296.N1	20-NOV-2004 16:24:03	Bright	37.000	73	57Gam1And	2.2600	13100.	74	14251	No
168	GOM_NL__2PRFIN20041120_162633_000000392032_00169_14251_6297.N1	20-NOV-2004 16:26:33	Bright	39.000	175	39Del Per	3.0100	19400.	78	14251	No
169	GOM_NL__2PRFIN20041120_162840_000000372032_00169_14251_6298.N1	20-NOV-2004 16:28:40	Bright	37.000	68	18Alp Cas	2.2250	4500.0	74	14251	No
170	GOM_NL__2PRFIN20041120_162951_000000382032_00169_14251_6299.N1	20-NOV-2004 16:29:51	Bright	38.000	74	11Bet Cas	2.2680	6600.0	76	14251	No
171	GOM_NL__2PRFIN20041120_163212_000000572032_00169_14251_6300.N1	20-NOV-2004 16:32:12	Bright	57.000	42	34Bet Aur	1.9000	10200.	114	14251	No
172	GOM_NL__2PRFIN20041120_163717_000000382032_00169_14251_6301.N1	20-NOV-2004 16:37:17	Bright	38.000	49	1Alp UMi	1.9900	6300.0	76	14251	No
173	GOM_NL__2PRFIN20041120_164146_000000392032_00169_14251_6302.N1	20-NOV-2004 16:41:46	Bright	38.500	60	7Bet UMi	2.0810	3950.0	77	14251	No
174	GOM_NL__2PRFIN20041120_164355_000000392032_00169_14251_6303.N1	20-NOV-2004 16:43:55	Bright	39.000	119	14Eta Dra	2.7270	4700.0	78	14251	No
175	GOM_NL__2PRFIN20041120_164617_000000442032_00169_14251_6304.N1	20-NOV-2004 16:46:17	Bright	44.000	82	48Bet UMa	2.3650	10600.	88	14251	No
176	GOM_NL__2PRFIN20041120_164744_000000412032_00169_14251_6305.N1	20-NOV-2004 16:47:44	Bright	40.500	87	64Gam UMa	2.4330	11000.	81	14251	No
177	GOM_NL__2PRFIN20041120_165029_000000502032_00169_14251_6306.N1	20-NOV-2004 16:50:29	Bright	50.000	174	52Psi UMa	3.0040	4400.0	100	14251	No
178	GOM_NL__2PRFIN20041120_165232_000000382032_00169_14251_6307.N1	20-NOV-2004 16:52:32	Bright	37.500	152	12Alp2CVn	2.8900	11000.	75	14251	No
179	GOM_NL__2PRFIN20041120_165443_000000362032_00169_14251_6308.N1	20-NOV-2004 16:54:43	Bright	36.000	83		2.3780	11000.	72	14251	No
180	GOM_NL__2PRFIN20041120_165714_000000352032_00169_14251_6309.N1	20-NOV-2004 16:57:14	Bright	35.000	3	16Alp Boo	-0.050000	4250.0	70	14251	No
181	GOM_NL__2PRFIN20041120_165947_000000572032_00169_14251_6310.N1	20-NOV-2004 16:59:47	Bright	56.500	96	68Del Leo	2.5600	9300.0	113	14251	No
182	GOM_NL__2PRFIN20041120_170229_000001082032_00169_14251_6311.N1	20-NOV-2004 17:02:29	Tw_i_and_stray	107.50	51	41Gam1Leo	2.0100	4500.0	215	14251	No
183	GOM_NL__2PRFIN20041120_170805_000001262032_00169_14251_6312.N1	20-NOV-2004 17:08:05	Straylight	125.50	22	32Alp Leo	1.3600	15200.	251	14251	No
184	GOM_NL__2PRFIN20041120_171706_000000382032_00169_14251_6313.N1	20-NOV-2004 17:17:06	Dark	38.000	64	Gam Cen	2.2000	10600.	76	14251	No
185	GOM_NL__2PRFIN20041120_171946_000000432032_00169_14251_6314.N1	20-NOV-2004 17:19:46	Dark	43.000	20	Bet Cru	1.2530	30000.	86	14251	No
186	GOM_NL__2PRFIN20041120_172313_000000412032_00170_14252_6284.N1	20-NOV-2004 17:23:13	Dark	41.000	124	The Car	2.7640	30000.	82	14252	No
187	GOM_NL__2PRFIN20041120_172726_000000462032_00170_14252_6285.N1	20-NOV-2004 17:27:26	Dark	46.000	41	Eps Car	1.8600	4100.0	92	14252	No
188	GOM_NL__2PRFIN20041120_172958_000000612032_00170_14252_6286.N1	20-NOV-2004 17:29:58	Dark	60.500	70	Zet Pup	2.2460	39000.	121	14252	No
189	GOM_NL__2PRFIN20041120_173256_000000542032_00170_14252_6287.N1	20-NOV-2004 17:32:56	Dark	53.500	2	Alp Car	-0.73600	7000.0	107	14252	No
190	GOM_NL__2PRFIN20041120_173755_000000812032_00170_14252_6288.N1	20-NOV-2004 17:37:55	Dark	81.000	23	21Eps CMa	1.5020	26000.	162	14252	No
191	GOM_NL__2PRFIN20041120_174109_000000432032_00170_14252_6289.N1	20-NOV-2004 17:41:09	Straylight	42.500	157	The1Eri	2.9060	9300.0	85	14252	No
192	GOM_NL__2PRFIN20041120_174603_000001672032_00170_14252_6290.N1	20-NOV-2004 17:46:03	Straylight	166.50	1	9Alp CMa	-1.4400	11000.	333	14252	No
193	GOM_NL__2PRFIN20041120_175023_000000782032_00170_14252_6291.N1	20-NOV-2004 17:50:23	Straylight	78.000	7	19Bet Ori	0.10000	14000.	156	14252	No
194	GOM_NL__2PRFIN20041120_175431_000000902032_00170_14252_6292.N1	20-NOV-2004 17:54:31	Bright	90.000	30	46Eps Ori	1.6940	30000.	180	14252	No
195	GOM_NL__2PRFIN20041120_175843_000000392032_00170_14252_6293.N1	20-NOV-2004 17:58:43	Bright	39.000	105	6Bet Ari	2.6450	8900.0	78	14252	No
196	GOM_NL__2PRFIN20041120_180016_000000432032_00170_14252_6294.N1	20-NOV-2004 18:00:16	Bright	43.000	146	25Eta Tau	2.8730	15200.	86	14252	No
197	GOM_NL__2PRFIN20041120_180235_000000372032_00170_14252_6295.N1	20-NOV-2004 18:02:35	Bright	37.000	173	4Bet Tri	3.0040	8900.0	74	14252	No
198	GOM_NL__2PRFIN20041120_180439_000000392032_00170_14252_6296.N1	20-NOV-2004 18:04:39	Bright	39.000	73	57Gam1And	2.2600	13100.	78	14252	No
199	GOM_NL__2PRFIN20041120_180709_000000402032_00170_14252_6297.N1	20-NOV-2004 18:07:09	Bright	39.500	175	39Del Per	3.0100	19400.	79	14252	No
200	GOM_NL__2PRFIN20041120_180917_000000382032_00170_14252_6298.N1	20-NOV-2004 18:09:17	Bright	38.000	68	18Alp Cas	2.2250	4500.0	76	14252	No
201	GOM_NL__2PRFIN20041120_181027_000000382032_00170_14252_6299.N1	20-NOV-2004 18:10:27	Bright	38.000	74	11Bet Cas	2.2680	6600.0	76	14252	No
202	GOM_NL__2PRFIN20041120_181247_000000562032_00170_14252_6300.N1	20-NOV-2004 18:12:47	Bright	55.500	42	34Bet Aur	1.9000	10200.	111	14252	No
203	GOM_NL__2PRFIN20041120_181753_000000392032_00170_14252_6301.N1	20-NOV-2004 18:17:53	Bright	38.500	49	1Alp UMi	1.9900	6300.0	77	14252	No
204	GOM_NL__2PRFIN20041120_182223_000000392032_00170_14252_6302.N1	20-NOV-2004 18:22:23	Bright	38.500	60	7Bet UMi	2.0810	3950.0	77	14252	No
205	GOM_NL__2PRFIN20041120_182431_000000392032_00170_14252_6303.N1	20-NOV-2004 18:24:31	Bright	38.500	119	14Eta Dra	2.7270	4700.0	77	14252	No
206	GOM_NL__2PRFIN20041120_182653_000000452032_00170_14252_6304.N1	20-NOV-2004 18:26:53	Bright	44.500	82	48Bet UMa	2.3650	10600.	89	14252	No
207	GOM_NL__2PRFIN20041120_182820_000000442032_00170_14252_6305.N1	20-NOV-2004 18:28:20	Bright	44.000	87	64Gam UMa	2.4330	11000.	88	14252	No
208	GOM_NL__2PRFIN20041120_183105_000000672032_00170_14252_6306.N1	20-NOV-2004 18:31:05	Bright	67.000	174	52Psi UMa	3.0040	4400.0	134	14252	No
209	GOM_NL__2PRFIN20041120_183308_000000372032_00170_14252_6307.N1	20-NOV-2004 18:33:08	Bright	36.500	152	12Alp2CVn	2.8900	11000.	73	14252	No
210	GOM_NL__2PRFIN20041120_183520_000000372032_00170_14252_6308.N1	20-NOV-2004 18:35:20	Bright	36.500	83		2.3780	11000.	73	14252	No
211	GOM_NL__2PRFIN20041120_183750_000000362032_00170_14252_6309.N1	20-NOV-2004 18:37:50	Bright	35.500	3	16Alp Boo	-0.050000	4250.0	71	14252	No
212	GOM_NL__2PRFIN20041120_184024_000000552032_00170_14252_6310.N1	20-NOV-2004 18:40:24	Bright	55.000	96	68Del Leo	2.5600	9300.0	110	14252	No
213	GOM_NL__2PRFIN20041120_184306_000001052032_00170_14252_6311.N1	20-NOV-2004 18:43:06	Tw_i_and_stray	104.50	51	41Gam1Leo	2.0100	4500.0	209	14252	No
214	GOM_NL__2PRFIN20041120_184843_000001332032_00170_14252_6312.N1	20-NOV-2004 18:48:43	Straylight	132.50	22	32Alp Leo	1.3600	15200.	265	14252	No
215	GOM_NL__2PRFIN20041120_185742_000000402032_00170_14252_6313.N1	20-NOV-2004 18:57:42	Dark	40.000	64	Gam Cen	2.2000	10600.	80	14252	No
216	GOM_NL__2PRFIN20041120_190023_000000392032_00170_14252_6314.N1	20-NOV-2004 19:00:23	Dark	39.000	20	Bet Cru	1.2530	30000.	78	14252	No
217	GOM_NL__2PRFIN20041120_190349_000000412032_00171_14253_6302.N1	20-NOV-2004 19:03:49	Dark	41.000	124	The Car	2.7640	30000.	82	14253	No
218	GOM_NL__2PRFIN20041120_190803_000000442032_00171_14253_6303.N1	20-NOV-2004 19:08:03	Dark	44.000	41	Eps Car	1.8600	4100.0	88	14253	No
219	GOM_NL__2PRFIN20041120_191038_000000582032_00171_14253_6304.N1	20-NOV-2004 19:10:38	Dark	58.000	70	Zet Pup	2.2460	39000.	116	14253	No

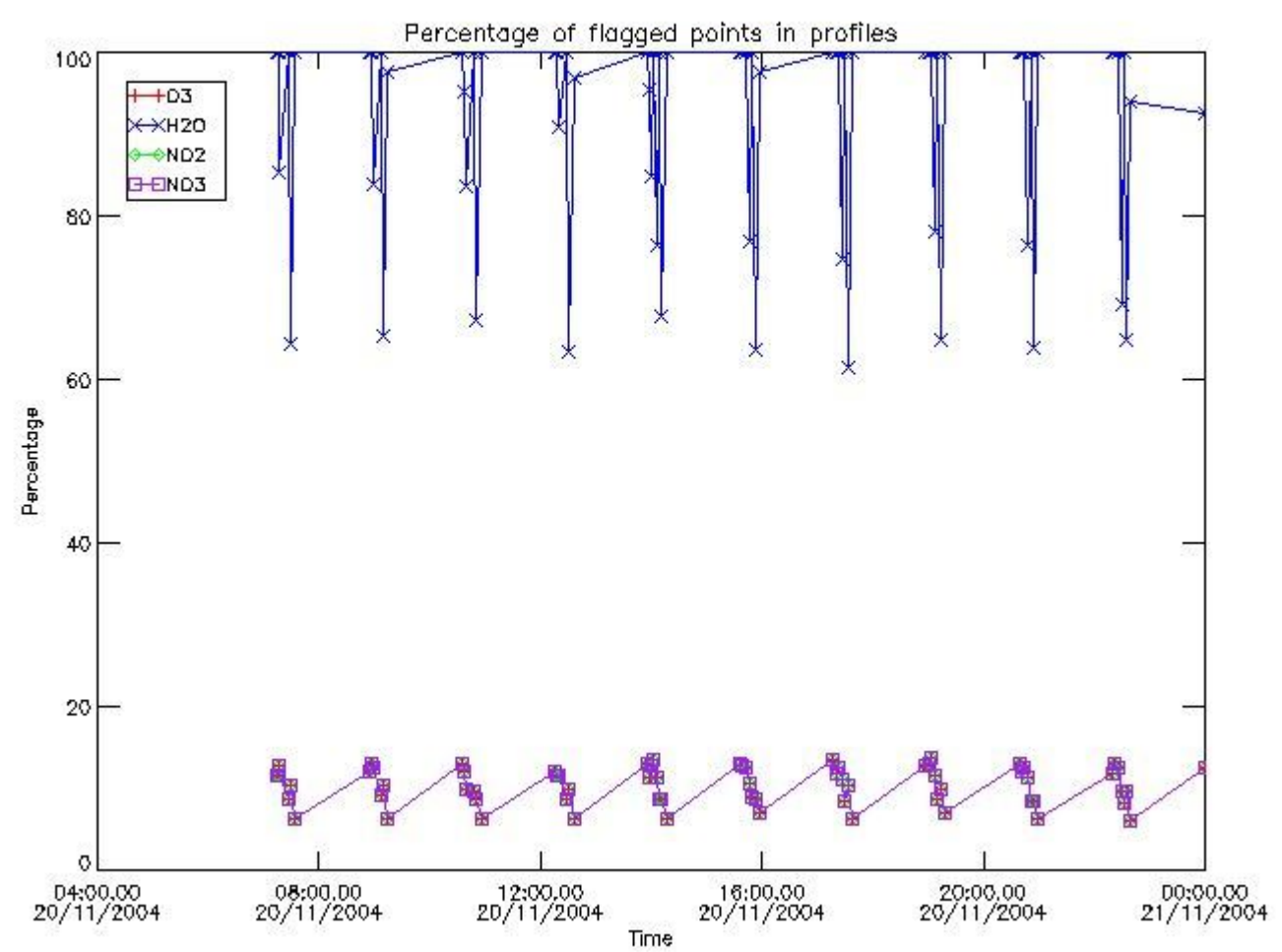
220	GOM_NL__2PRFIN20041120_191333_000000512032_00171_14253_6305.N1	20-NOV-2004 19:13:33	Dark	51.000	2	Alp Car	-0.73600	7000.0	102	14253	No
221	GOM_NL__2PRFIN20041120_191830_000000812032_00171_14253_6306.N1	20-NOV-2004 19:18:30	Dark	81.000	23	21Eps CMa	1.5020	26000.	162	14253	No
222	GOM_NL__2PRFIN20041120_192145_000000412032_00171_14253_6307.N1	20-NOV-2004 19:21:45	Straylight	40.500	157	The1Eri	2.9060	9300.0	81	14253	No
223	GOM_NL__2PRFIN20041120_192639_000001382032_00171_14253_6308.N1	20-NOV-2004 19:26:39	Straylight	138.00	1	9Alp CMa	-1.4400	11000.	276	14253	No
224	GOM_NL__2PRFIN20041120_193059_000000762032_00171_14253_6309.N1	20-NOV-2004 19:30:59	Straylight	76.000	7	19Bet Ori	0.10000	14000.	152	14253	No
225	GOM_NL__2PRFIN20041120_193506_000000902032_00171_14253_6310.N1	20-NOV-2004 19:35:06	Bright	90.000	30	46Eps Ori	1.6940	30000.	180	14253	No
226	GOM_NL__2PRFIN20041120_193919_000000382032_00171_14253_6311.N1	20-NOV-2004 19:39:19	Bright	37.500	105	6Bet Ari	2.6450	8900.0	75	14253	No
227	GOM_NL__2PRFIN20041120_194051_000000422032_00171_14253_6312.N1	20-NOV-2004 19:40:51	Bright	42.000	146	25Eta Tau	2.8730	15200.	84	14253	No
228	GOM_NL__2PRFIN20041120_194311_000000372032_00171_14253_6313.N1	20-NOV-2004 19:43:11	Bright	37.000	173	4Bet Tri	3.0040	8900.0	74	14253	No
229	GOM_NL__2PRFIN20041120_194515_000000402032_00171_14253_6314.N1	20-NOV-2004 19:45:15	Bright	39.500	73	57Gam1And	2.2600	13100.	79	14253	No
230	GOM_NL__2PRFIN20041120_194744_000000392032_00171_14253_6315.N1	20-NOV-2004 19:47:44	Bright	39.000	175	39Del Per	3.0100	19400.	78	14253	No
231	GOM_NL__2PRFIN20041120_194953_000000402032_00171_14253_6316.N1	20-NOV-2004 19:49:53	Bright	39.500	68	18Alp Cas	2.2250	4500.0	79	14253	No
232	GOM_NL__2PRFIN20041120_195103_000000392032_00171_14253_6317.N1	20-NOV-2004 19:51:03	Bright	38.500	74	11Bet Cas	2.2680	6600.0	77	14253	No
233	GOM_NL__2PRFIN20041120_195322_000000582032_00171_14253_6318.N1	20-NOV-2004 19:53:22	Bright	58.000	42	34Bet Aur	1.9000	10200.	116	14253	No
234	GOM_NL__2PRFIN20041120_195829_000000392032_00171_14253_6319.N1	20-NOV-2004 19:58:29	Bright	38.500	49	1Alp UMi	1.9900	6300.0	77	14253	No
235	GOM_NL__2PRFIN20041120_200259_000000342032_00171_14253_6320.N1	20-NOV-2004 20:02:59	Bright	34.000	60	7Bet UMi	2.0810	3950.0	68	14253	No
236	GOM_NL__2PRFIN20041120_200508_000000362032_00171_14253_6321.N1	20-NOV-2004 20:05:08	Bright	35.500	119	14Eta Dra	2.7270	4700.0	71	14253	No
237	GOM_NL__2PRFIN20041120_200728_000000472032_00171_14253_6322.N1	20-NOV-2004 20:07:28	Bright	47.000	82	48Bet UMa	2.3650	10600.	94	14253	No
238	GOM_NL__2PRFIN20041120_200856_000000432032_00171_14253_6323.N1	20-NOV-2004 20:08:56	Bright	42.500	87	64Gam UMa	2.4330	11000.	85	14253	No
239	GOM_NL__2PRFIN20041120_201140_000000512032_00171_14253_6324.N1	20-NOV-2004 20:11:40	Bright	50.500	174	52Psi UMa	3.0040	4400.0	101	14253	No
240	GOM_NL__2PRFIN20041120_201344_000000392032_00171_14253_6325.N1	20-NOV-2004 20:13:44	Bright	38.500	152	12Alp2CVn	2.8900	11000.	77	14253	No
241	GOM_NL__2PRFIN20041120_201556_000000372032_00171_14253_6326.N1	20-NOV-2004 20:15:56	Bright	36.500	83		2.3780	11000.	73	14253	No
242	GOM_NL__2PRFIN20041120_201827_000000362032_00171_14253_6327.N1	20-NOV-2004 20:18:27	Bright	35.500	3	16Alp Boo	-0.050000	4250.0	71	14253	No
243	GOM_NL__2PRFIN20041120_202100_000000592032_00171_14253_6328.N1	20-NOV-2004 20:21:00	Bright	59.000	96	68Del Leo	2.5600	9300.0	118	14253	No
244	GOM_NL__2PRFIN20041120_202343_000001032032_00171_14253_6329.N1	20-NOV-2004 20:23:43	Tw_i_and_stray	103.00	51	41Gam1Leo	2.0100	4500.0	206	14253	No
245	GOM_NL__2PRFIN20041120_202921_000001302032_00171_14253_6330.N1	20-NOV-2004 20:29:21	Straylight	130.00	22	32Alp Leo	1.3600	15200.	260	14253	No
246	GOM_NL__2PRFIN20041120_203818_000000392032_00171_14253_6331.N1	20-NOV-2004 20:38:18	Dark	39.000	64	Gam Cen	2.2000	10600.	78	14253	No
247	GOM_NL__2PRFIN20041120_204058_000000422032_00171_14253_6332.N1	20-NOV-2004 20:40:58	Dark	42.000	20	Bet Cru	1.2530	30000.	84	14253	No
248	GOM_NL__2PRFIN20041120_204425_000000412032_00172_14254_6302.N1	20-NOV-2004 20:44:25	Dark	40.500	124	The Car	2.7640	30000.	81	14254	No
249	GOM_NL__2PRFIN20041120_204839_000000452032_00172_14254_6303.N1	20-NOV-2004 20:48:39	Dark	45.000	41	Eps Car	1.8600	4100.0	90	14254	No
250	GOM_NL__2PRFIN20041120_205114_000000612032_00172_14254_6304.N1	20-NOV-2004 20:51:14	Dark	60.500	70	Zet Pup	2.2460	39000.	121	14254	No
251	GOM_NL__2PRFIN20041120_205409_000000602032_00172_14254_6305.N1	20-NOV-2004 20:54:09	Dark	60.000	2	Alp Car	-0.73600	7000.0	120	14254	No
252	GOM_NL__2PRFIN20041120_205909_000000822032_00172_14254_6306.N1	20-NOV-2004 20:59:09	Dark	81.500	23	21Eps CMa	1.5020	26000.	163	14254	No
253	GOM_NL__2PRFIN20041120_210220_000000422032_00172_14254_6307.N1	20-NOV-2004 21:02:20	Straylight	42.000	157	The1Eri	2.9060	9300.0	84	14254	No
254	GOM_NL__2PRFIN20041120_210716_000001462032_00172_14254_6308.N1	20-NOV-2004 21:07:16	Straylight	146.00	1	9Alp CMa	-1.4400	11000.	292	14254	No
255	GOM_NL__2PRFIN20041120_211135_000000842032_00172_14254_6309.N1	20-NOV-2004 21:11:35	Straylight	84.000	7	19Bet Ori	0.10000	14000.	168	14254	No
256	GOM_NL__2PRFIN20041120_211541_000000862032_00172_14254_6310.N1	20-NOV-2004 21:15:41	Tw_i_and_stray	85.500	30	46Eps Ori	1.6940	30000.	171	14254	No
257	GOM_NL__2PRFIN20041120_211955_000000382032_00172_14254_6311.N1	20-NOV-2004 21:19:55	Bright	38.000	105	6Bet Ari	2.6450	8900.0	76	14254	No
258	GOM_NL__2PRFIN20041120_212127_000000432032_00172_14254_6312.N1	20-NOV-2004 21:21:27	Bright	43.000	146	25Eta Tau	2.8730	15200.	86	14254	No
259	GOM_NL__2PRFIN20041120_212346_000000372032_00172_14254_6313.N1	20-NOV-2004 21:23:46	Bright	36.500	173	4Bet Tri	3.0040	8900.0	73	14254	No
260	GOM_NL__2PRFIN20041120_212550_000000382032_00172_14254_6314.N1	20-NOV-2004 21:25:50	Bright	38.000	73	57Gam1And	2.2600	13100.	76	14254	No
261	GOM_NL__2PRFIN20041120_212820_000000392032_00172_14254_6315.N1	20-NOV-2004 21:28:20	Bright	39.000	175	39Del Per	3.0100	19400.	78	14254	No
262	GOM_NL__2PRFIN20041120_213029_000000402032_00172_14254_6316.N1	20-NOV-2004 21:30:29	Bright	39.500	68	18Alp Cas	2.2250	4500.0	79	14254	No
263	GOM_NL__2PRFIN20041120_213140_000000392032_00172_14254_6317.N1	20-NOV-2004 21:31:40	Bright	38.500	74	11Bet Cas	2.2680	6600.0	77	14254	No
264	GOM_NL__2PRFIN20041120_213356_000000592032_00172_14254_6318.N1	20-NOV-2004 21:33:56	Bright	58.500	42	34Bet Aur	1.9000	10200.	117	14254	No
265	GOM_NL__2PRFIN20041120_213904_000000372032_00172_14254_6319.N1	20-NOV-2004 21:39:04	Bright	36.500	49	1Alp UMi	1.9900	6300.0	73	14254	No
266	GOM_NL__2PRFIN20041120_214334_000000422032_00172_14254_6320.N1	20-NOV-2004 21:43:34	Bright	41.500	60	7Bet UMi	2.0810	3950.0	83	14254	No
267	GOM_NL__2PRFIN20041120_214543_000000402032_00172_14254_6321.N1	20-NOV-2004 21:45:43	Bright	39.500	119	14Eta Dra	2.7270	4700.0	79	14254	No
268	GOM_NL__2PRFIN20041120_214805_000000432032_00172_14254_6322.N1	20-NOV-2004 21:48:05	Bright	42.500	82	48Bet UMa	2.3650	10600.	85	14254	No
269	GOM_NL__2PRFIN20041120_214931_000000432032_00172_14254_6323.N1	20-NOV-2004 21:49:31	Bright	42.500	87	64Gam UMa	2.4330	11000.	85	14254	No
270	GOM_NL__2PRFIN20041120_215217_000000482032_00172_14254_6324.N1	20-NOV-2004 21:52:17	Bright	47.500	174	52Psi UMa	3.0040	4400.0	95	14254	No
271	GOM_NL__2PRFIN20041120_215420_000000382032_00172_14254_6325.N1	20-NOV-2004 21:54:20	Bright	38.000	152	12Alp2CVn	2.8900	11000.	76	14254	No
272	GOM_NL__2PRFIN20041120_215629_000000392032_00172_14254_6326.N1	20-NOV-2004 21:56:29	Bright	39.000	83		2.3780	11000.	78	14254	No
273	GOM_NL__2PRFIN20041120_215903_000000362032_00172_14254_6327.N1	20-NOV-2004 21:59:03	Bright	35.500	3	16Alp Boo	-0.050000	4250.0	71	14254	No
274	GOM_NL__2PRFIN20041120_220137_000000532032_00172_14254_6328.N1	20-NOV-2004 22:01:37	Bright	52.500	96	68Del Leo	2.5600	9300.0	105	14254	No
275	GOM_NL__2PRFIN20041120_220420_000001082032_00172_14254_6329.N1	20-NOV-2004 22:04:20	Tw_i_and_stray	107.50	51	41Gam1Leo	2.0100	4500.0	215	14254	No
276	GOM_NL__2PRFIN20041120_221000_000001202032_00172_14254_6330.N1	20-NOV-2004 22:10:00	Straylight	120.00	22	32Alp Leo	1.3600	15200.	240	14254	No
277	GOM_NL__2PRFIN20041120_221854_000000432032_00172_14254_6331.N1	20-NOV-2004 22:18:54	Dark	43.000	64	Gam Cen	2.2000	10600.	86	14254	No
278	GOM_NL__2PRFIN20041120_222134_000000402032_00172_14254_6332.N1	20-NOV-2004 22:21:34	Dark	39.500	20	Bet Cru	1.2530	30000.	79	14254	No

279	GOM_NL__2PRFIN20041120_222501_000000412032_00173_14255_6302.N1	20-NOV-2004 22:25:01	Dark	41.000	124	The Car	2.7640	30000.	82	14255	No
280	GOM_NL__2PRFIN20041120_222916_000000532032_00173_14255_6303.N1	20-NOV-2004 22:29:16	Dark	52.500	41	Eps Car	1.8600	4100.0	105	14255	No
281	GOM_NL__2PRFIN20041120_223149_000000622032_00173_14255_6304.N1	20-NOV-2004 22:31:49	Dark	61.500	70	Zet Pup	2.2460	39000.	123	14255	No
282	GOM_NL__2PRFIN20041120_223445_000000532032_00173_14255_6305.N1	20-NOV-2004 22:34:45	Dark	53.000	2	Alp Car	-0.73600	7000.0	106	14255	No
283	GOM_NL__2PRFIN20041120_223946_000000842032_00173_14255_6306.N1	20-NOV-2004 22:39:46	Dark	84.000	23	21Eps CMa	1.5020	26000.	168	14255	No
284	GOM_NL__2PRFIN20041120_224257_000000412032_00173_14255_6307.N1	20-NOV-2004 22:42:57	Straylight	41.000	157	The1Eri	2.9060	9300.0	82	14255	No
285	GOM_NL__2PRFIN20041120_224716_000000932032_00173_14255_6308.N1	20-NOV-2004 22:47:16	Straylight	93.000	47	2Bet CMa	1.9760	28000.	186	14255	No
286	GOM_NL__2PRFIN20041120_225004_000000522032_00173_14255_6309.N1	20-NOV-2004 22:50:04	Straylight	52.000	165	34Gam Eri	2.9500	3200.0	104	14255	No
287	GOM_NL__2PRFIN20041120_225211_000000822032_00173_14255_6310.N1	20-NOV-2004 22:52:11	Straylight	82.000	7	19Bet Ori	0.10000	14000.	164	14255	No
288	GOM_NL__2PRFIN20041120_225616_000000852032_00173_14255_6311.N1	20-NOV-2004 22:56:16	Tw_i_and_stray	84.500	30	46Eps Ori	1.6940	30000.	169	14255	No
289	GOM_NL__2PRFIN20041120_230031_000000362032_00173_14255_6312.N1	20-NOV-2004 23:00:31	Bright	36.000	105	6Bet Ari	2.6450	8900.0	72	14255	No
290	GOM_NL__2PRFIN20041120_230202_000000432032_00173_14255_6313.N1	20-NOV-2004 23:02:02	Bright	42.500	146	25Eta Tau	2.8730	15200.	85	14255	No
291	GOM_NL__2PRFIN20041120_230422_000000372032_00173_14255_6314.N1	20-NOV-2004 23:04:22	Bright	37.000	173	4Bet Tri	3.0040	8900.0	74	14255	No
292	GOM_NL__2PRFIN20041120_230626_000000402032_00173_14255_6315.N1	20-NOV-2004 23:06:26	Bright	39.500	73	57Gam1And	2.2600	13100.	79	14255	No
293	GOM_NL__2PRFIN20041120_230855_000000402032_00173_14255_6316.N1	20-NOV-2004 23:08:55	Bright	39.500	175	39Del Per	3.0100	19400.	79	14255	No
294	GOM_NL__2PRFIN20041120_231105_000000402032_00173_14255_6317.N1	20-NOV-2004 23:11:05	Bright	39.500	68	18Alp Cas	2.2250	4500.0	79	14255	No
295	GOM_NL__2PRFIN20041120_231215_000000392032_00173_14255_6318.N1	20-NOV-2004 23:12:15	Bright	38.500	74	11Bet Cas	2.2680	6600.0	77	14255	No
296	GOM_NL__2PRFIN20041120_231431_000000592032_00173_14255_6319.N1	20-NOV-2004 23:14:31	Bright	59.000	42	34Bet Aur	1.9000	10200.	118	14255	No
297	GOM_NL__2PRFIN20041120_231940_000000382032_00173_14255_6320.N1	20-NOV-2004 23:19:40	Bright	38.000	49	1Alp UMi	1.9900	6300.0	76	14255	No
298	GOM_NL__2PRFIN20041120_232410_000000382032_00173_14255_6321.N1	20-NOV-2004 23:24:10	Bright	38.000	60	7Bet UMi	2.0810	3950.0	76	14255	No
299	GOM_NL__2PRFIN20041120_232620_000000382032_00173_14255_6322.N1	20-NOV-2004 23:26:20	Bright	37.500	119	14Eta Dra	2.7270	4700.0	75	14255	No
300	GOM_NL__2PRFIN20041120_232840_000000452032_00173_14255_6323.N1	20-NOV-2004 23:28:40	Bright	44.500	82	48Bet UMa	2.3650	10600.	89	14255	No
301	GOM_NL__2PRFIN20041120_233006_000000432032_00173_14255_6324.N1	20-NOV-2004 23:30:06	Bright	43.000	87	64Gam UMa	2.4330	11000.	86	14255	No
302	GOM_NL__2PRFIN20041120_233253_000000492032_00173_14255_6325.N1	20-NOV-2004 23:32:53	Bright	48.500	174	52Psi UMa	3.0040	4400.0	97	14255	No
303	GOM_NL__2PRFIN20041120_233456_000000382032_00173_14255_6326.N1	20-NOV-2004 23:34:56	Bright	37.500	152	12Alp2CVn	2.8900	11000.	75	14255	No
304	GOM_NL__2PRFIN20041120_233707_000000382032_00173_14255_6327.N1	20-NOV-2004 23:37:07	Bright	37.500	83		2.3780	11000.	75	14255	No
305	GOM_NL__2PRFIN20041120_233939_000000352032_00173_14255_6328.N1	20-NOV-2004 23:39:39	Bright	35.000	3	16Alp Boo	-0.050000	4250.0	70	14255	No
306	GOM_NL__2PRFIN20041120_234213_000000552032_00173_14255_6329.N1	20-NOV-2004 23:42:13	Bright	55.000	96	68Del Leo	2.5600	9300.0	110	14255	No
307	GOM_NL__2PRFIN20041120_234458_000001092032_00173_14255_6330.N1	20-NOV-2004 23:44:58	Tw_i_and_stray	108.50	51	41Gam1Leo	2.0100	4500.0	217	14255	No
308	GOM_NL__2PRFIN20041120_235038_000001342032_00173_14255_6331.N1	20-NOV-2004 23:50:38	Straylight	133.50	22	32Alp Leo	1.3600	15200.	267	14255	No
309	GOM_NL__2PRFIN20041120_235930_000000412032_00173_14255_6332.N1	20-NOV-2004 23:59:30	Dark	41.000	64	Gam Cen	2.2000	10600.	82	14255	No

### 3. Quality information per product

In this section it is plotted some information contained in the Quality Summary data set of the level 2 products. Only products in dark limb conditions and without errors (error flag in the MPH set to "0") are used.

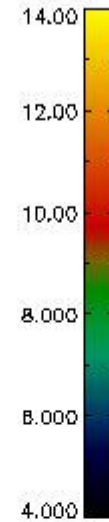
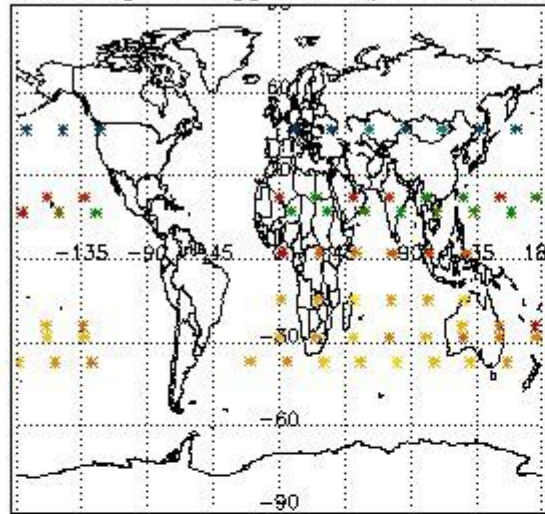
#### 3.1 Plot quality information per product (time dependant)



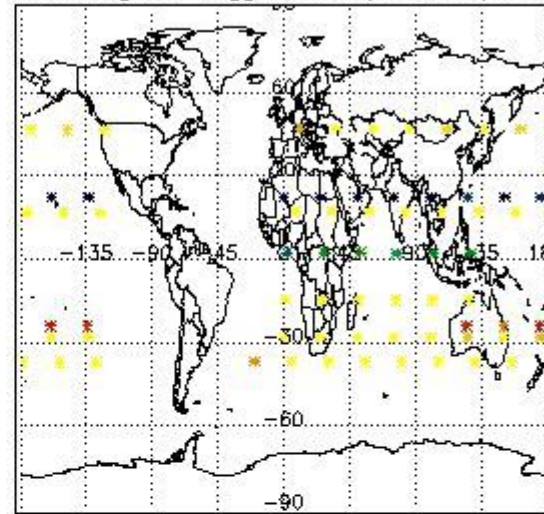
3.2 Plot quality information per product (world map)




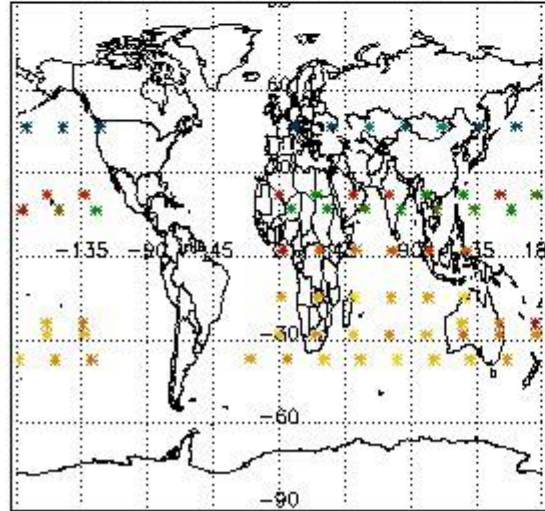
Percentage of flagged data per O3 profile



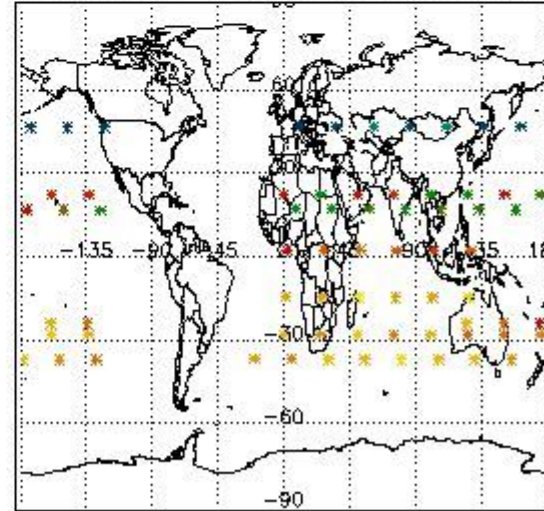
Percentage of flagged data per H2O profile



Percentage of flagged data per NO2 profile



Percentage of flagged data per NO3 profile

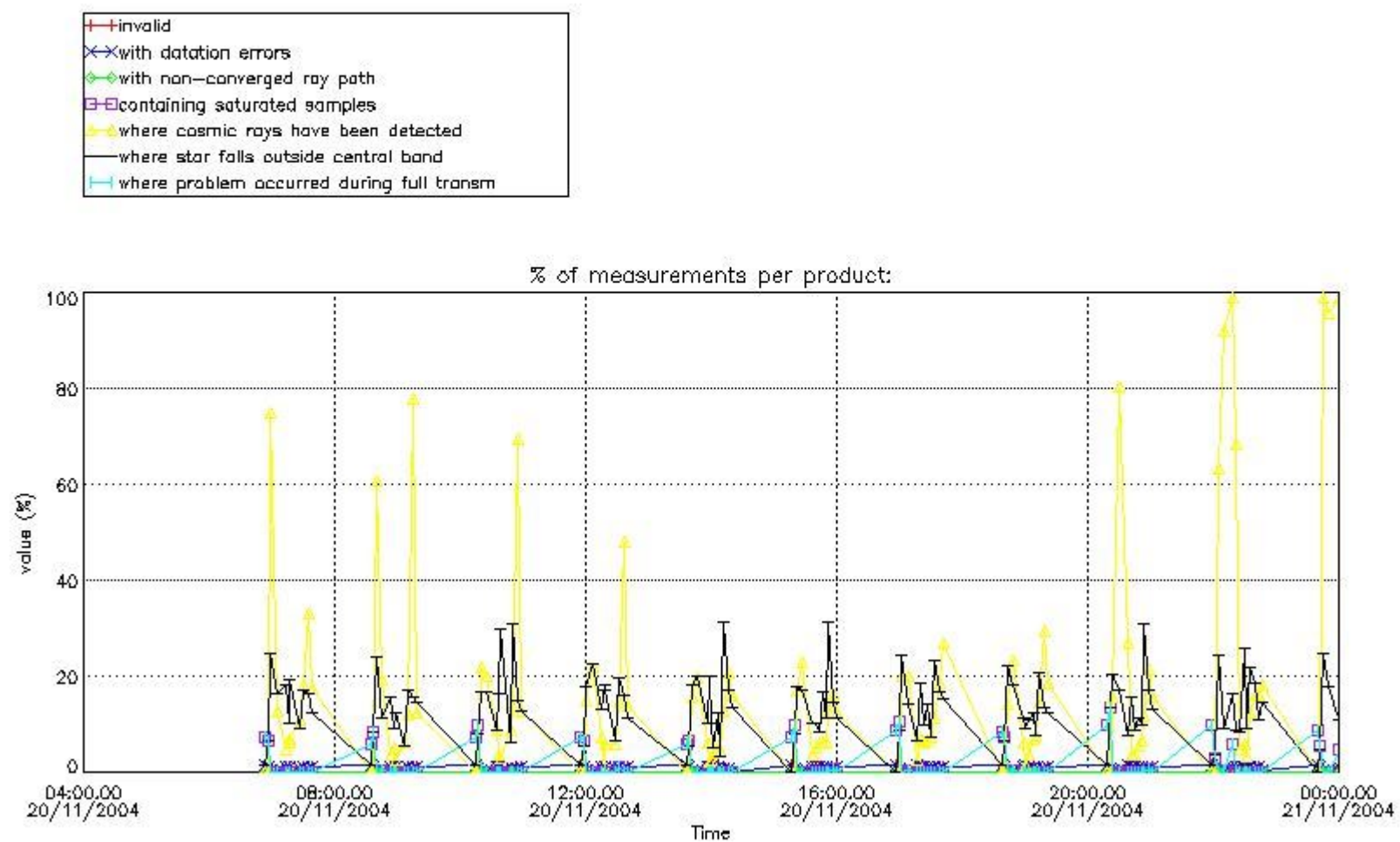


#### 4. Level 1 quality information per product

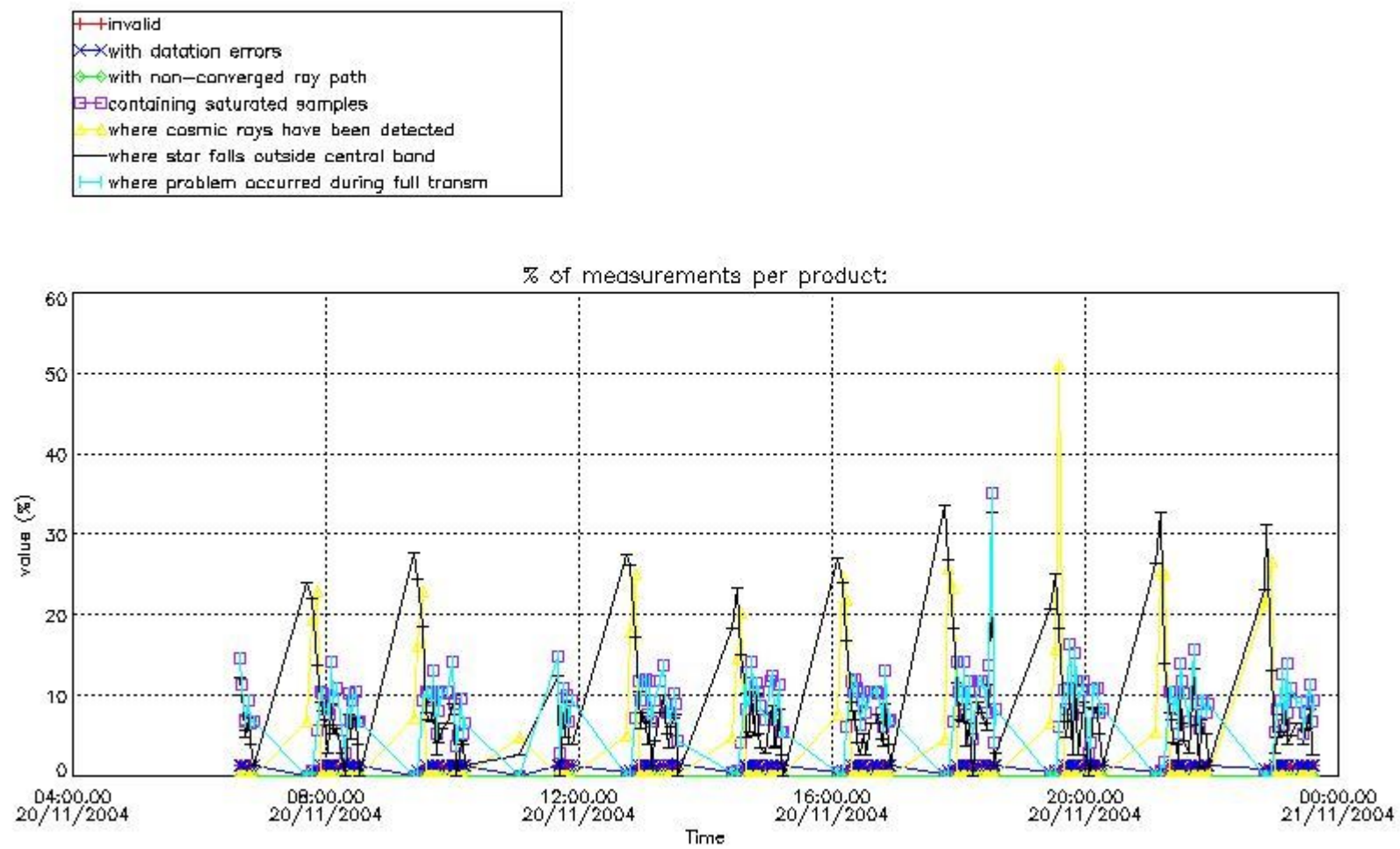
In this section it is plotted some information contained in the Quality Summary data set of the level 2 products that comes from the level 1b processing. Products without errors (error flag in the MPH set to "0") are used.

##### 4.1 Plot quality information per product (time dependant) coming from level 1b processing

###### 4.1.1 Plot level 1 quality information per product (time dependant): ENVISAT ASCENDING passes



4.1.2 Plot level 1 quality information per product (time dependant): ENVI SAT DESCENDING passes

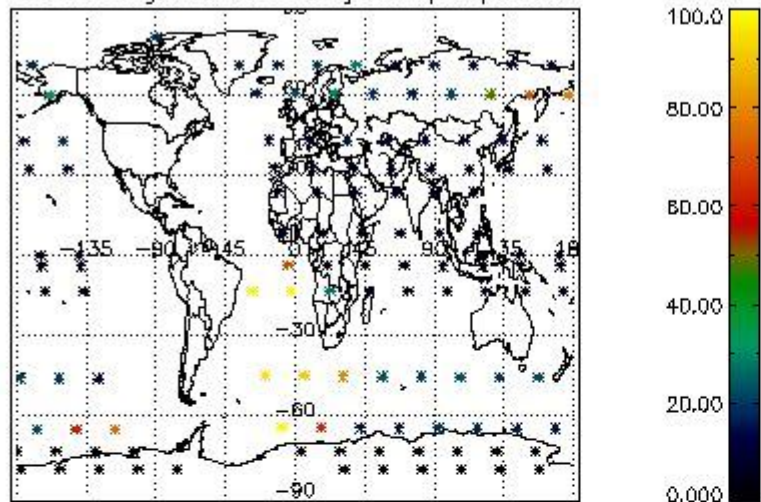


#### 4.2 Plot quality information per product coming from level 1b processing (world map)

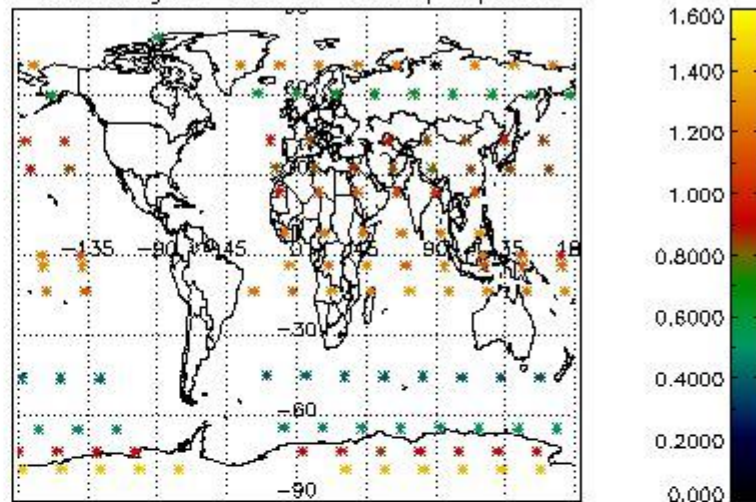
##### 4.2.1 Plot level 1 quality information per product (world map): ENVISAT ASCENDING passes



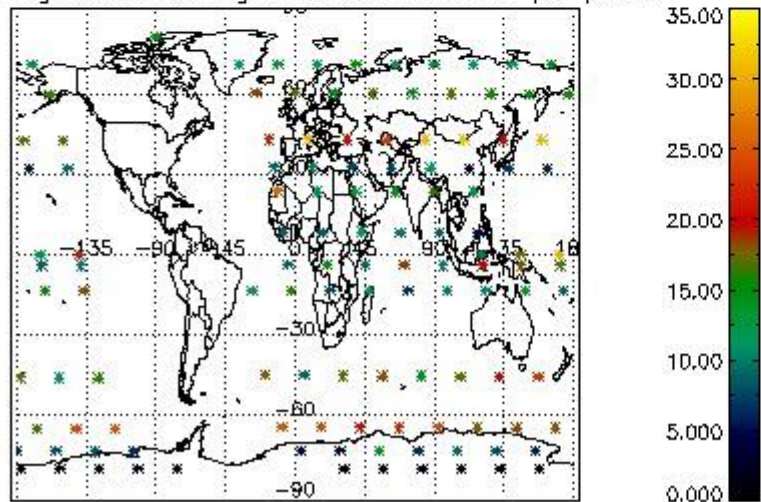
Percentage of cosmic ray hits per profile



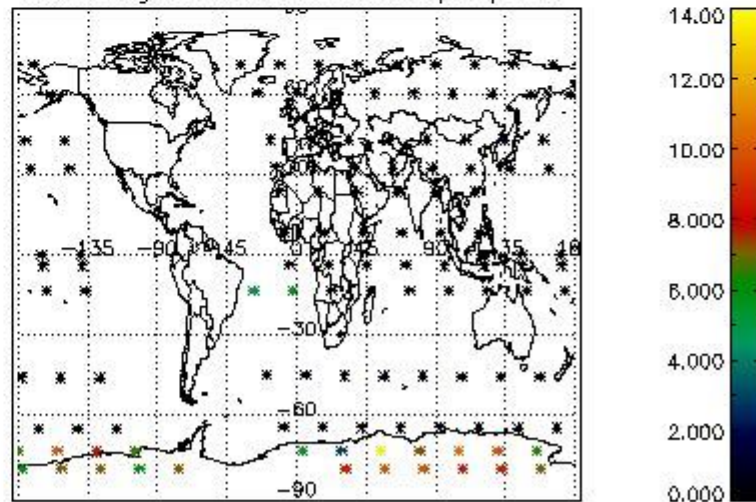
Percentage of datation errors per profile



Percentage of star falling outside central band per profile



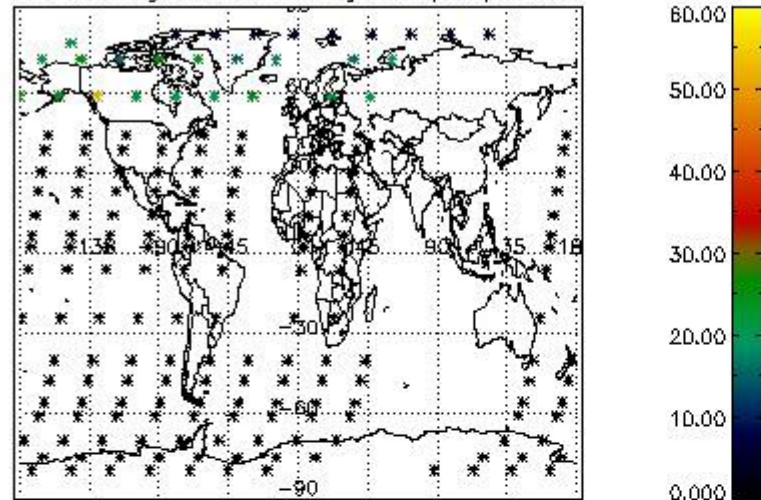
Percentage of saturation errors per profile



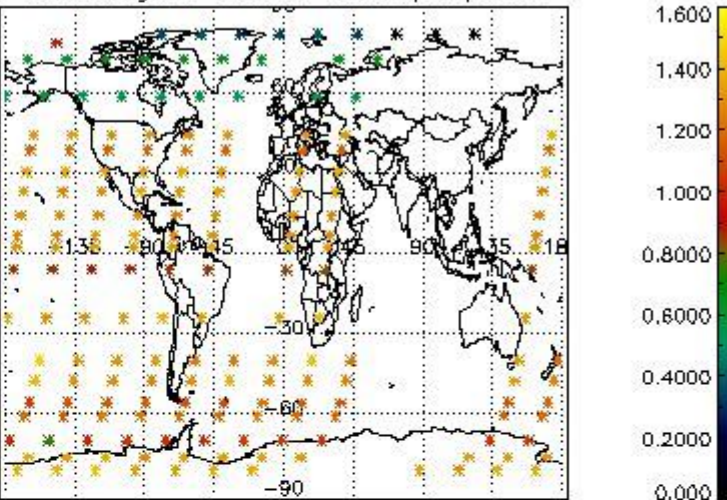
4.2.2 Plot level 1 quality information per product (world map): ENVISAT DESCENDING passes



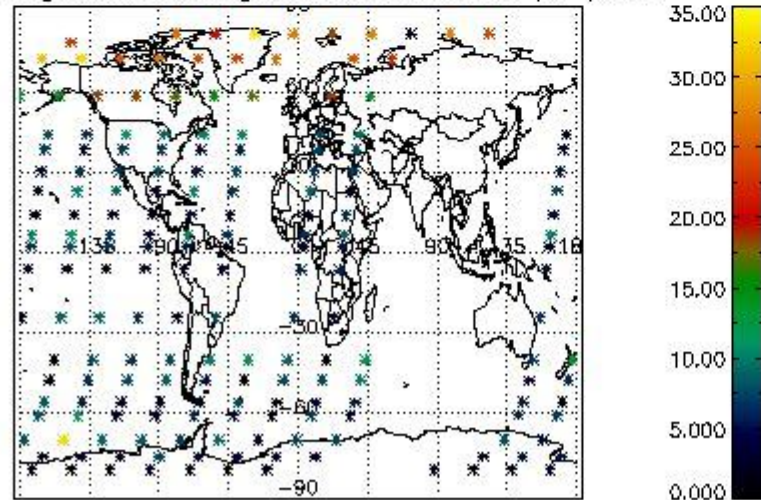
Percentage of cosmic ray hits per profile



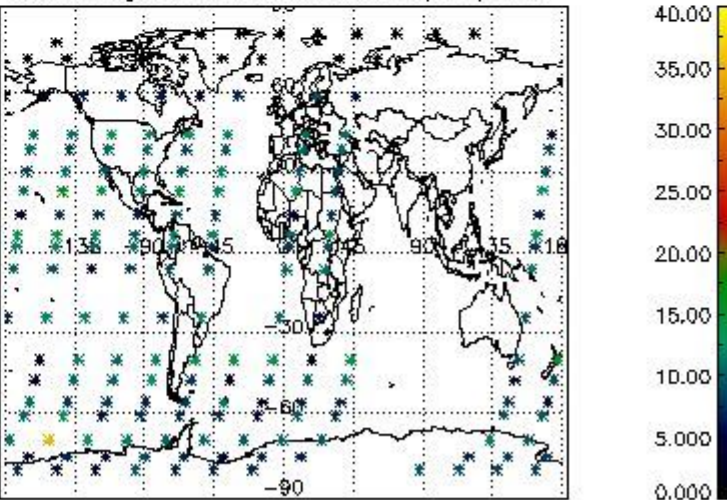
Percentage of datation errors per profile



Percentage of star falling outside central band per profile



Percentage of saturation errors per profile



## 5. Trace gas profiles

### 5.1 Ozone statistics based on quality of products

The final quality of the products can be "measured" using the STD (Standard Deviation) attached to every point profile. This information is written to the parameter GOM\_NL\_\_2P/NL\_LOCAL\_SPECIES\_DENSITY/o3\_std of the level 2 products. The table below shows the statistics for given STD ranges.

The statistics are given with respect to the overall valid production:

- Products without fatal errors: GOM\_NL\_\_2P/MPH/PRODUCT\_ERR=0
- Valid point profile: GOM\_NL\_\_2P/NL\_LOCAL\_SPECIES\_DENSITY/pcd(0)=0

The 'Criteria' is applied to valid points of dark limb products:

- Products in dark limb illumination condition: GOM\_NL\_\_2P/NL\_SUMMARY\_QUALITY/obs\_ill\_cond=0
- Products without fatal errors: GOM\_NL\_\_2P/MPH/PRODUCT\_ERR=0
- Valid point profile: GOM\_NL\_\_2P/NL\_LOCAL\_SPECIES\_DENSITY/pcd(0)=0

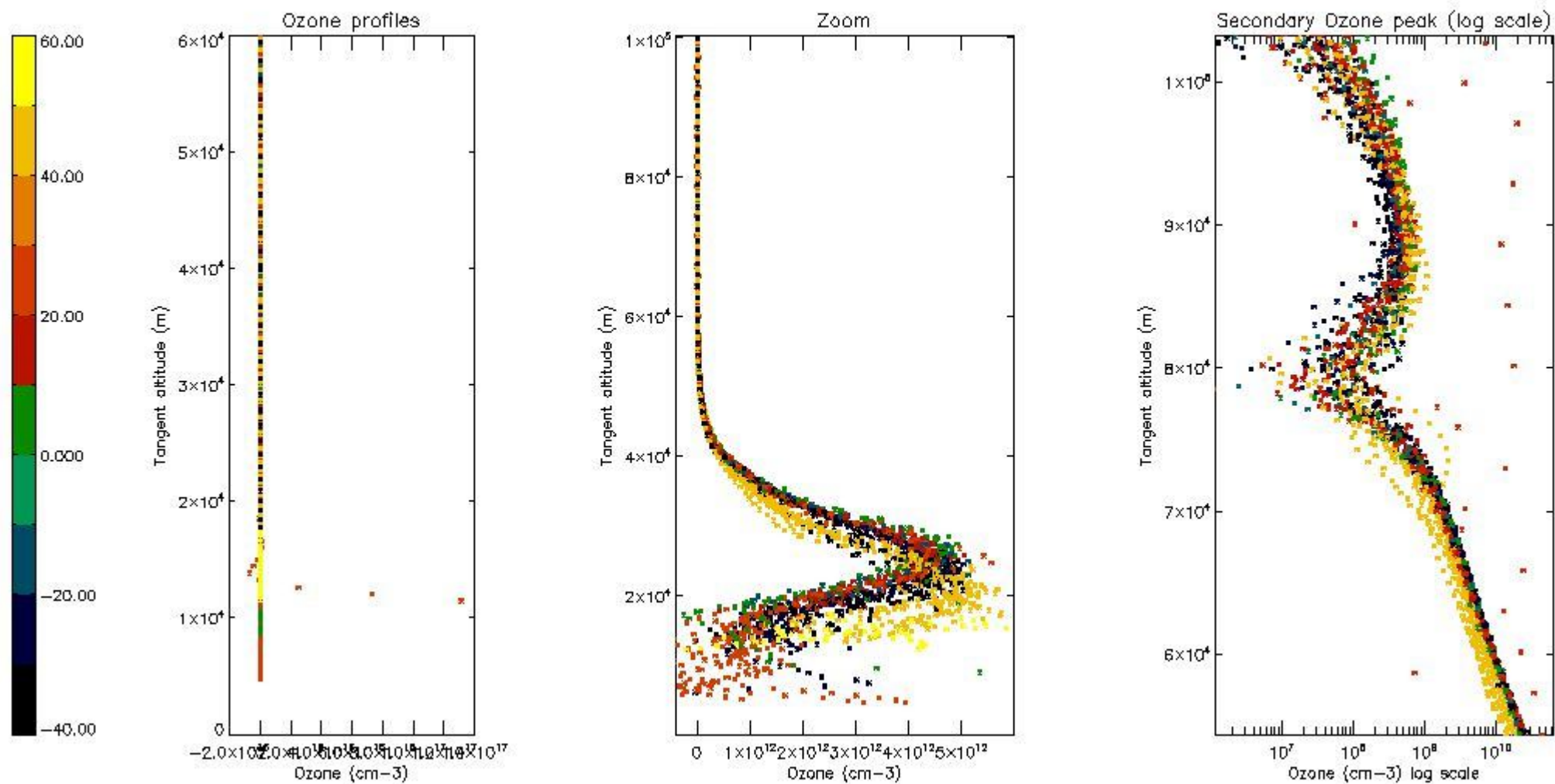
So, the table below shows the percentage of dark limb and valid observations for each criteria with respect to the overall valid daily observations.

Criteria	% of total production
All STD	21
STD < 20	15

STD < 10	13
STD < 5	11

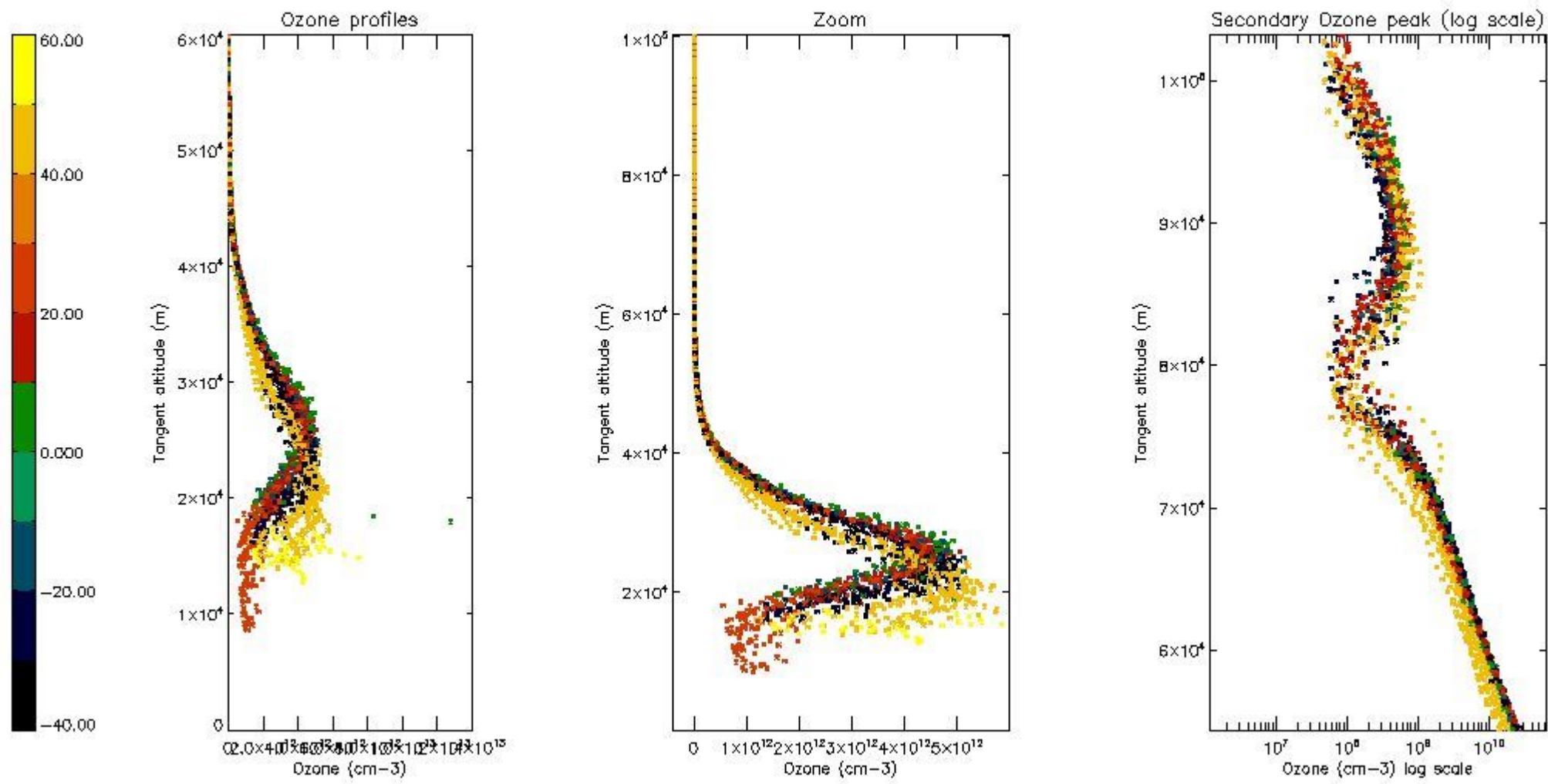
5.2 Plot ozone profiles for all STD (dark without errors)

The colorbar represents the latitude.



5.3 Plot ozone profiles where STD < 20% (dark without errors)

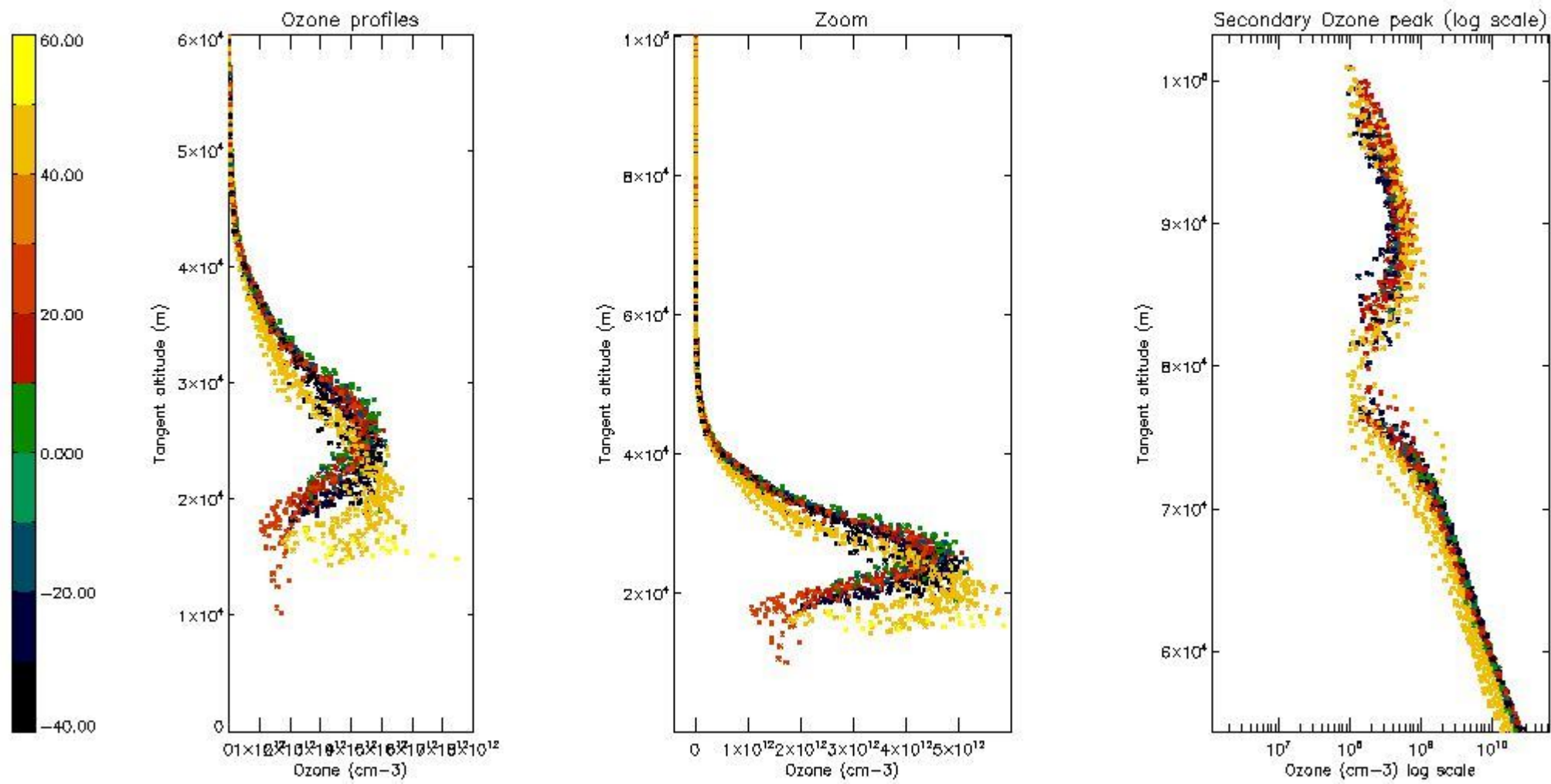
The colorbar represents the latitude.



*5.4 Plot ozone profiles where STD < 10% (dark without errors)*

The colorbar represents the latitude.

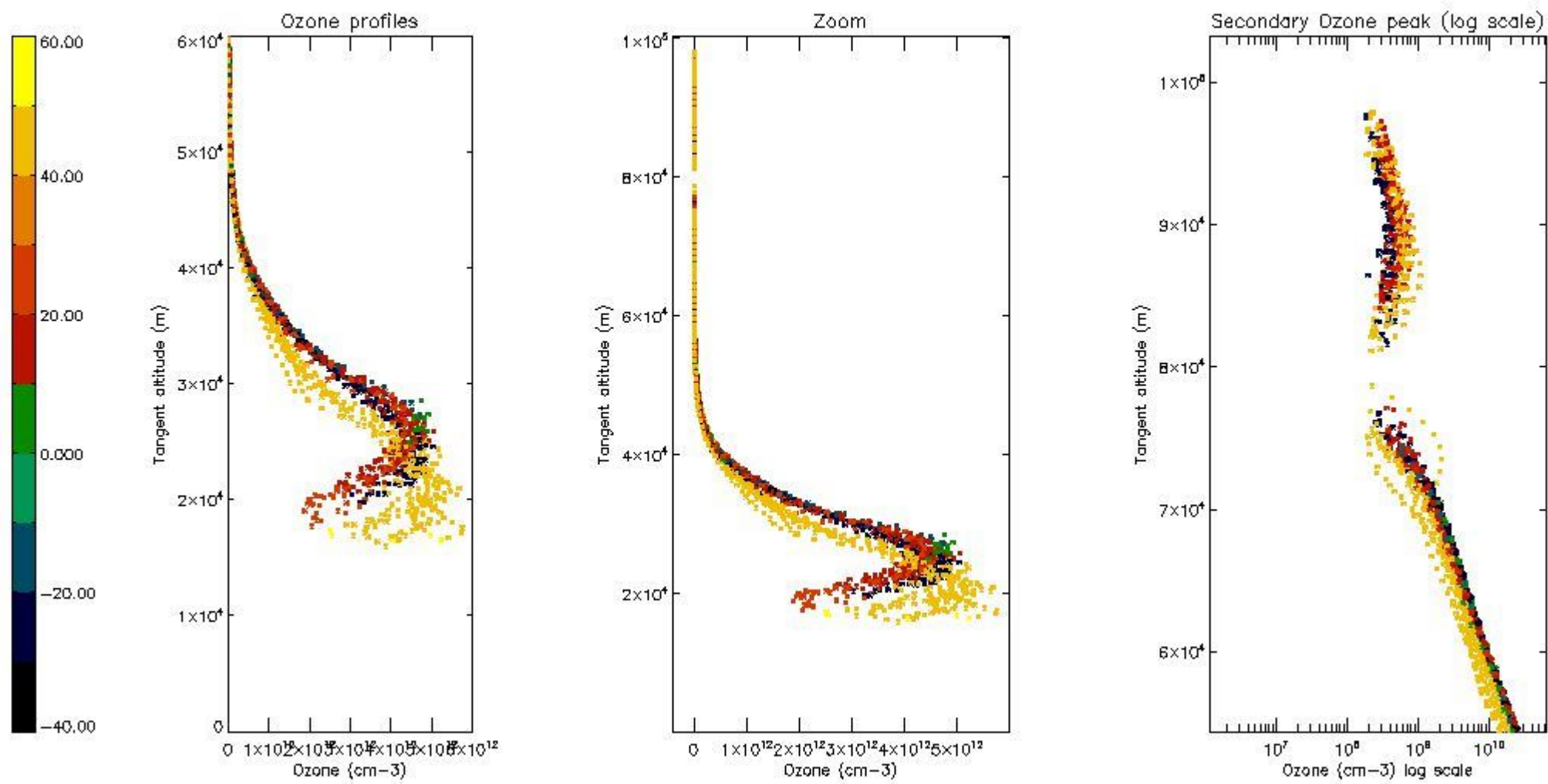




*5.5 Plot ozone profiles where STD < 5% (dark without errors)*

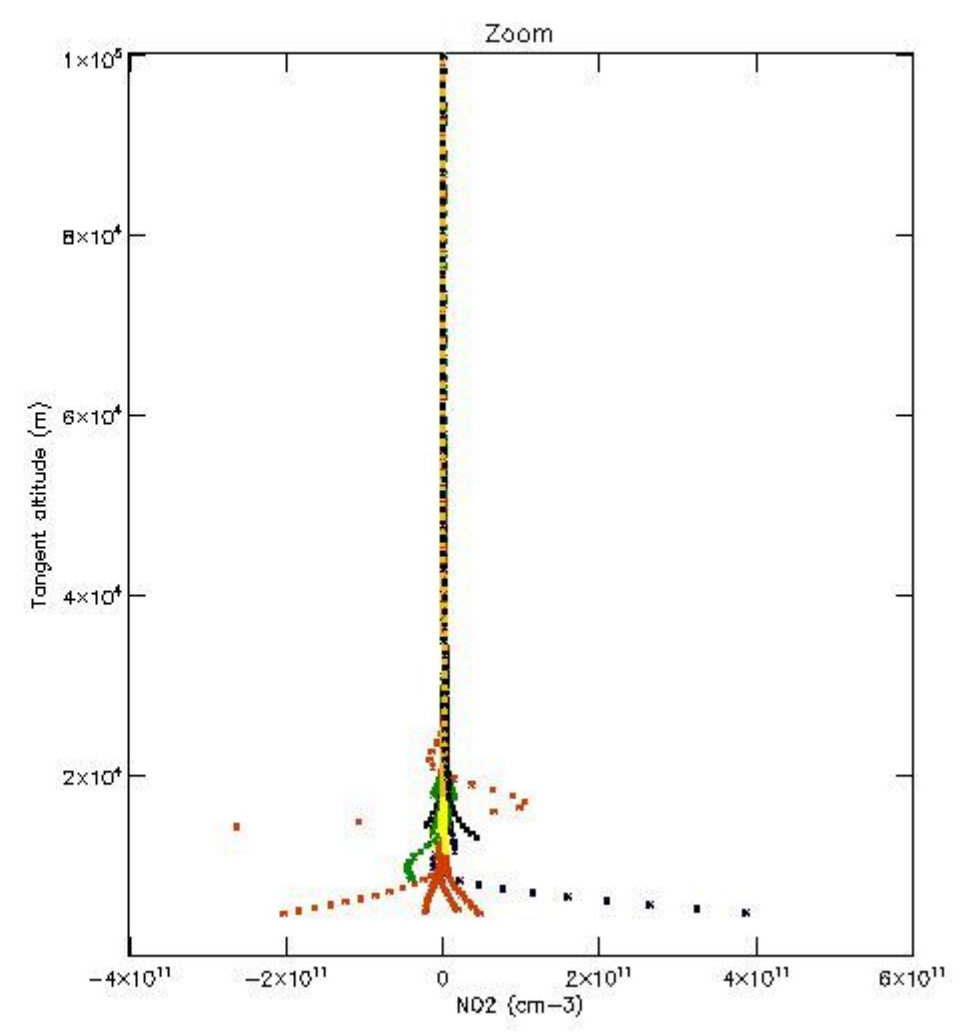
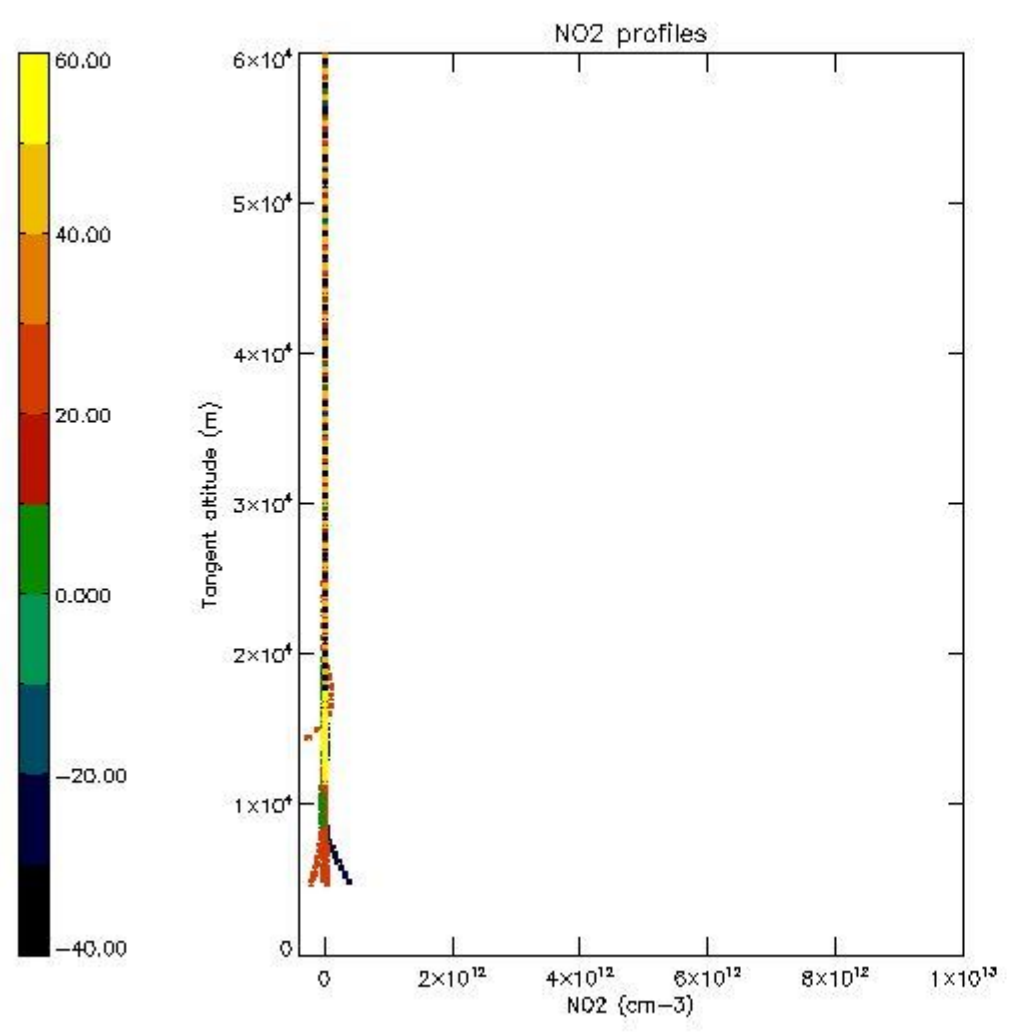
The colorbar represents the latitude.

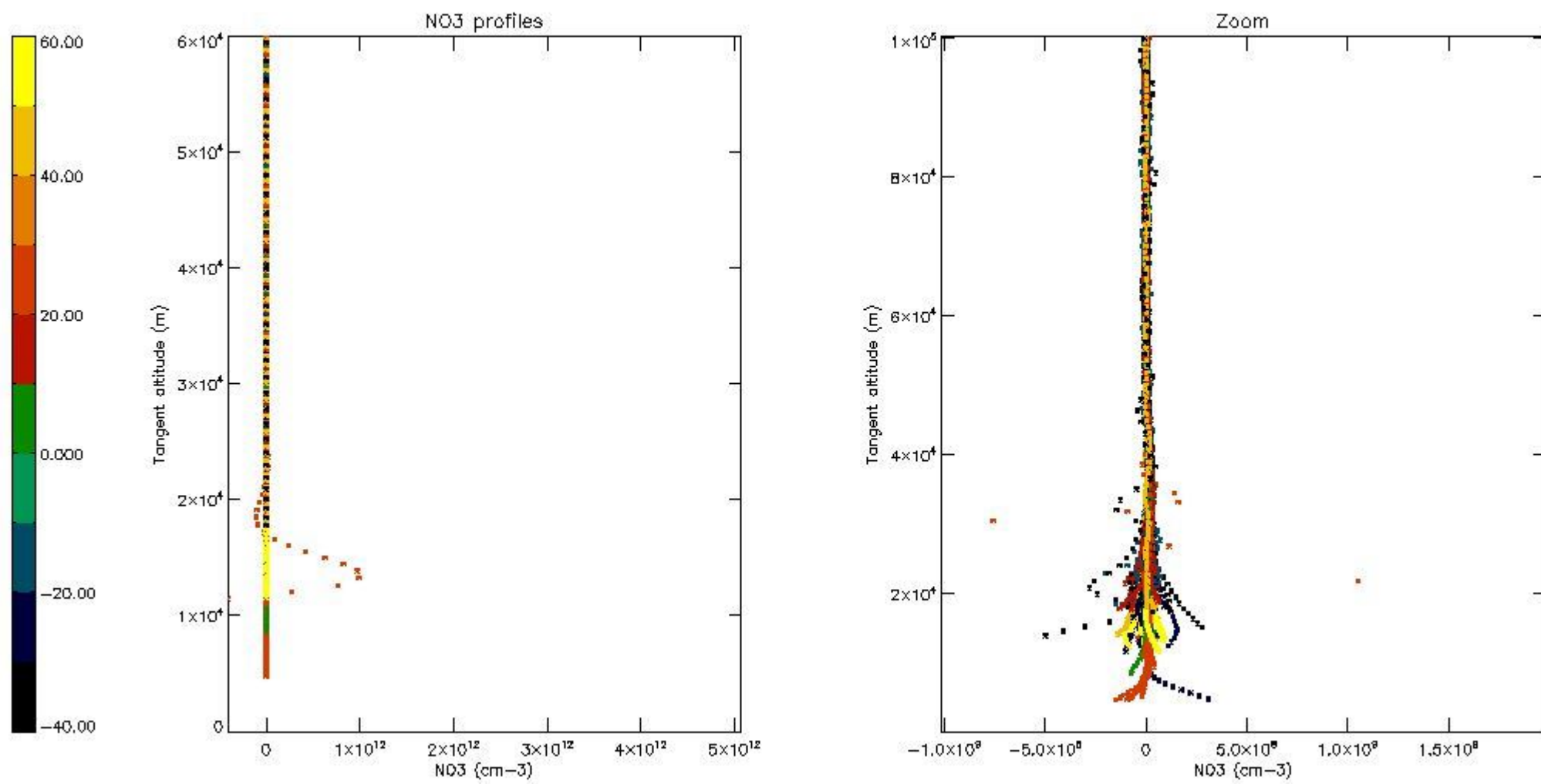




*5.6 Plot NO<sub>2</sub> profiles for all STD (dark without errors)*

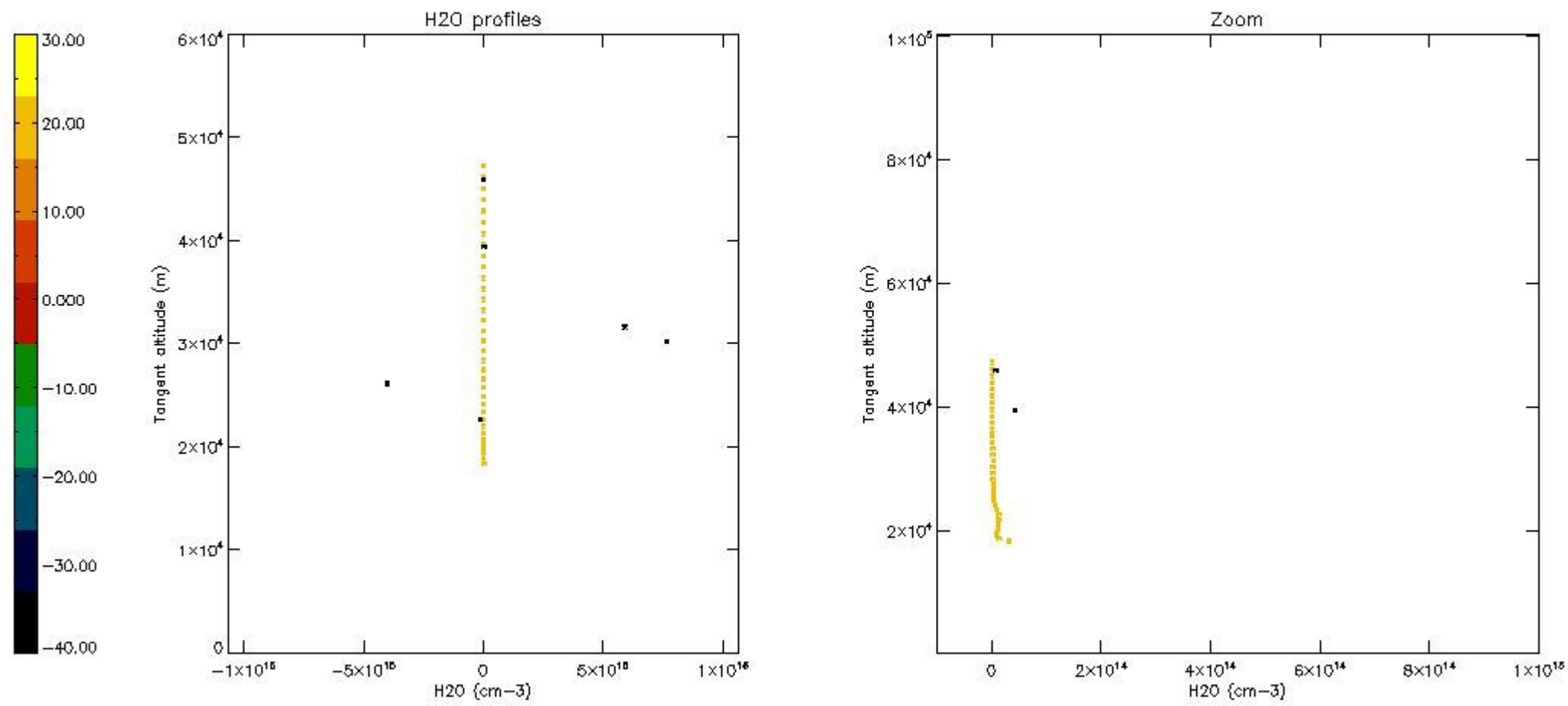
The colorbar represents the latitude.





*5.8 Plot H2O profiles for all STD (only for occultations of stars 1,2,3,4,13,14,16,26,63 dark without errors)*

The colorbar represents the latitude.



## 6. Auxiliary Data Files used for the production reported in section 2

The number reported in the third column indicates since which file (see list in section 2) the corresponding auxiliary file has been used. The fourth column is the date of those product files.

Type	Auxiliary Filename	Used since product	Used since product date
INST_PHYS_CHARACTERISTICS	GOM_INS_AXVIEC20091111_143220_20030716_120000_20500101_000000	1	20-NOV-2004 06:38:10
LEVEL-2_PROC_CONFIG	GOM_PR2_AXVIEC20091111_152718_20020301_000000_20500101_000000	1	20-NOV-2004 06:38:10
CROSS_SECTIONS_FILE	GOM_CRS_AXVIEC20091111_154832_20020301_000000_20500101_000000	1	20-NOV-2004 06:38:10



# GOMOS Level 2 Daily Report

## SUMMARY

### [1. General Info](#)

### [2. Summary of processed GOM\\_NL\\_2P products](#)

### [3. Level 2 Quality information per product](#)

#### [3.1 Plot of level 2 quality information per product \(time dependant\)](#)

#### [3.2 Plot of level 2 quality information per product \(world map\)](#)

### [4. Level 1 Quality information per product \(stored on level 2 products\)](#)

#### [4.1 Plot of level 1 quality information per product \(time dependant\)](#)

##### [4.1.1 Plot of level 1 quality information per product \(time dependant\): ASCENDING](#)

##### [4.1.2 Plot of level 1 quality information per product \(time dependant\): DESCENDING](#)

#### [4.2 Plot of level 1 quality information per product \(world map\)](#)

##### [4.2.1 Plot of level 1 quality information per product \(world map\): ASCENDING](#)

##### [4.2.2 Plot of level 1 quality information per product \(world map\): DESCENDING](#)

### [5. Ozone profiles based on quality statistics and other trace gas profiles](#)

#### [5.1 Ozone statistics based on quality of products](#)

#### [5.2 Plot ozone profiles for all STD \(dark without errors\)](#)

#### [5.3 Plot ozone profiles where STD < 20% \(dark without errors\)](#)

#### [5.4. Plot ozone profiles where STD < 10% \(dark without errors\)](#)

#### [5.5. Plot ozone profiles where STD < 5% \(dark without errors\)](#)

#### [5.6 Plot NO2 profiles for all STD \(dark without errors\)](#)

#### [5.7 Plot NO3 profiles for all STD \(dark without errors\)](#)

#### [5.8 Plot H2O profiles \(only for occultations of stars 1,2,3,4,13,14,16,26,63 dark without errors\) for all STD](#)

### [6. Auxiliary Data Files used for the production reported in section 2](#)

This report presents the daily analysis on parameters extracted from GOMOS level 2 data (GOM\_NL\_\_2P). It is intended to monitor some important parameters that will impact the quality of these products. A list of level 2 products (and content) that have arrived during the reporting day to the PCF is also given.

Item	Value
Time of report generation	19APR2013 15:41:39
Data source version	GOMOS/6.01
Start time of products	20-11-2004 (20NOV2004 00:00:00)
Stop time of products	21-11-2004 (21NOV2004 00:00:00)
Store outputs in DB	Yes
Nb of level 2 prods	309
Nb of prods with errors	0

## 2. Summary of processed GOM\_NL\_\_2P products.

Nr	Filename	UTC Start time	Limb	Duration	Star Id	Star Name	Star Mag	Star Temp	Nb Meas	Orbit	Prod. error
1	GOM_NL__2PRFIN20041120_063810_000000412032_00163_14245_6284.N1	20-NOV-2004 06:38:10	Bright	41.000	60	7Bet UMi	2.0810	3950.0	82	14245	No
2	GOM_NL__2PRFIN20041120_064018_000000402032_00163_14245_6285.N1	20-NOV-2004 06:40:18	Bright	40.000	119	14Eta Dra	2.7270	4700.0	80	14245	No
3	GOM_NL__2PRFIN20041120_064243_000000452032_00163_14245_6286.N1	20-NOV-2004 06:42:43	Bright	44.500	82	48Bet UMa	2.3650	10600.	89	14245	No
4	GOM_NL__2PRFIN20041120_064408_000000432032_00163_14245_6287.N1	20-NOV-2004 06:44:08	Bright	42.500	87	64Gam UMa	2.4330	11000.	85	14245	No
5	GOM_NL__2PRFIN20041120_064655_000000492032_00163_14245_6288.N1	20-NOV-2004 06:46:55	Bright	48.500	174	52Psi UMa	3.0040	4400.0	97	14245	No
6	GOM_NL__2PRFIN20041120_064856_000000382032_00163_14245_6289.N1	20-NOV-2004 06:48:56	Bright	38.000	152	12Alp2CVn	2.8900	11000.	76	14245	No
7	GOM_NL__2PRFIN20041120_065106_000000372032_00163_14245_6290.N1	20-NOV-2004 06:51:06	Bright	36.500	83		2.3780	11000.	73	14245	No
8	GOM_NL__2PRFIN20041120_065337_000000352032_00163_14245_6291.N1	20-NOV-2004 06:53:37	Bright	35.000	3	16Alp Boo	-0.050000	4250.0	70	14245	No
9	GOM_NL__2PRFIN20041120_065609_000000542032_00163_14245_6292.N1	20-NOV-2004 06:56:09	Bright	53.500	96	68Del Leo	2.5600	9300.0	107	14245	No
10	GOM_NL__2PRFIN20041120_065847_000001052032_00163_14245_6293.N1	20-NOV-2004 06:58:47	Twilight	105.00	51	41Gam1Leo	2.0100	4500.0	210	14245	No
11	GOM_NL__2PRFIN20041120_070416_000001232032_00163_14245_6294.N1	20-NOV-2004 07:04:16	Straylight	123.00	22	32Alp Leo	1.3600	15200.	246	14245	No
12	GOM_NL__2PRFIN20041120_071328_000000442032_00163_14245_6295.N1	20-NOV-2004 07:13:28	Dark	44.000	64	Gam Cen	2.2000	10600.	88	14245	No
13	GOM_NL__2PRFIN20041120_071609_000000402032_00163_14245_6296.N1	20-NOV-2004 07:16:09	Dark	40.000	20	Bet Cru	1.2530	30000.	80	14245	No
14	GOM_NL__2PRFIN20041120_071717_000000452032_00164_14246_6284.N1	20-NOV-2004 07:17:17	Dark	44.500	12	Alp1Cru	0.77500	30000.	89	14246	No
15	GOM_NL__2PRFIN20041120_072618_000000602032_00164_14246_6285.N1	20-NOV-2004 07:26:18	Dark	59.500	70	Zet Pup	2.2460	39000.	119	14246	No
16	GOM_NL__2PRFIN20041120_072917_000000502032_00164_14246_6286.N1	20-NOV-2004 07:29:17	Dark	49.500	2	Alp Car	-0.73600	7000.0	99	14246	No
17	GOM_NL__2PRFIN20041120_073412_000000832032_00164_14246_6287.N1	20-NOV-2004 07:34:12	Dark	83.000	23	21Eps CMa	1.5020	26000.	166	14246	No
18	GOM_NL__2PRFIN20041120_073732_000000402032_00164_14246_6288.N1	20-NOV-2004 07:37:32	Straylight	40.000	157	The1Eri	2.9060	9300.0	80	14246	No
19	GOM_NL__2PRFIN20041120_074226_000001482032_00164_14246_6289.N1	20-NOV-2004 07:42:26	Straylight	147.50	1	9Alp CMa	-1.4400	11000.	295	14246	No
20	GOM_NL__2PRFIN20041120_074649_000000752032_00164_14246_6290.N1	20-NOV-2004 07:46:49	Straylight	75.000	7	19Bet Ori	0.10000	14000.	150	14246	No
21	GOM_NL__2PRFIN20041120_075100_000000882032_00164_14246_6291.N1	20-NOV-2004 07:51:00	Bright	87.500	30	46Eps Ori	1.6940	30000.	175	14246	No
22	GOM_NL__2PRFIN20041120_075507_000000382032_00164_14246_6292.N1	20-NOV-2004 07:55:07	Bright	38.000	105	6Bet Ari	2.6450	8900.0	76	14246	No
23	GOM_NL__2PRFIN20041120_075643_000000442032_00164_14246_6293.N1	20-NOV-2004 07:56:43	Bright	43.500	146	25Eta Tau	2.8730	15200.	87	14246	No
24	GOM_NL__2PRFIN20041120_075900_000000362032_00164_14246_6294.N1	20-NOV-2004 07:59:00	Bright	36.000	173	4Bet Tri	3.0040	8900.0	72	14246	No
25	GOM_NL__2PRFIN20041120_080104_000000362032_00164_14246_6295.N1	20-NOV-2004 08:01:04	Bright	36.000	73	57Gam1And	2.2600	13100.	72	14246	No
26	GOM_NL__2PRFIN20041120_080336_000000402032_00164_14246_6296.N1	20-NOV-2004 08:03:36	Bright	39.500	175	39Del Per	3.0100	19400.	79	14246	No
27	GOM_NL__2PRFIN20041120_080540_000000392032_00164_14246_6297.N1	20-NOV-2004 08:05:40	Bright	39.000	68	18Alp Cas	2.2250	4500.0	78	14246	No
28	GOM_NL__2PRFIN20041120_080650_000000382032_00164_14246_6298.N1	20-NOV-2004 08:06:50	Bright	37.500	74	11Bet Cas	2.2680	6600.0	75	14246	No
29	GOM_NL__2PRFIN20041120_080918_000000602032_00164_14246_6299.N1	20-NOV-2004 08:09:18	Bright	60.000	42	34Bet Aur	1.9000	10200.	120	14246	No
30	GOM_NL__2PRFIN20041120_081417_000000362032_00164_14246_6300.N1	20-NOV-2004 08:14:17	Bright	35.500	49	1Alp UMi	1.9900	6300.0	71	14246	No
31	GOM_NL__2PRFIN20041120_081847_000000352032_00164_14246_6301.N1	20-NOV-2004 08:18:47	Bright	35.000	60	7Bet UMi	2.0810	3950.0	70	14246	No
32	GOM_NL__2PRFIN20041120_082054_000000392032_00164_14246_6302.N1	20-NOV-2004 08:20:54	Bright	39.000	119	14Eta Dra	2.7270	4700.0	78	14246	No
33	GOM_NL__2PRFIN20041120_082319_000000442032_00164_14246_6303.N1	20-NOV-2004 08:23:19	Bright	44.000	82	48Bet UMa	2.3650	10600.	88	14246	No
34	GOM_NL__2PRFIN20041120_082445_000000432032_00164_14246_6304.N1	20-NOV-2004 08:24:45	Bright	42.500	87	64Gam UMa	2.4330	11000.	85	14246	No
35	GOM_NL__2PRFIN20041120_082730_000000482032_00164_14246_6305.N1	20-NOV-2004 08:27:30	Bright	48.000	174	52Psi UMa	3.0040	4400.0	96	14246	No
36	GOM_NL__2PRFIN20041120_082932_000000382032_00164_14246_6306.N1	20-NOV-2004 08:29:32	Bright	37.500	152	12Alp2CVn	2.8900	11000.	75	14246	No
37	GOM_NL__2PRFIN20041120_083142_000000372032_00164_14246_6307.N1	20-NOV-2004 08:31:42	Bright	36.500	83		2.3780	11000.	73	14246	No
38	GOM_NL__2PRFIN20041120_083414_000000352032_00164_14246_6308.N1	20-NOV-2004 08:34:14	Bright	34.500	3	16Alp Boo	-0.050000	4250.0	69	14246	No
39	GOM_NL__2PRFIN20041120_083646_000000552032_00164_14246_6309.N1	20-NOV-2004 08:36:46	Bright	54.500	96	68Del Leo	2.5600	9300.0	109	14246	No
40	GOM_NL__2PRFIN20041120_083924_000001062032_00164_14246_6310.N1	20-NOV-2004 08:39:24	Twilight	105.50	51	41Gam1Leo	2.0100	4500.0	211	14246	No
41	GOM_NL__2PRFIN20041120_084454_000001172032_00164_14246_6311.N1	20-NOV-2004 08:44:54	Straylight	117.00	22	32Alp Leo	1.3600	15200.	234	14246	No
42	GOM_NL__2PRFIN20041120_085405_000000422032_00164_14246_6312.N1	20-NOV-2004 08:54:05	Dark	42.000	64	Gam Cen	2.2000	10600.	84	14246	No

43	GOM_NL__2PRFIN20041120_085646_000000392032_00164_14246_6313.N1	20-NOV-2004 08:56:46	Dark	39.000	20	Bet Cru	1.2530	30000.	78	14246	No
44	GOM_NL__2PRFIN20041120_085754_000000412032_00165_14247_6284.N1	20-NOV-2004 08:57:54	Dark	40.500	12	Alp1Cru	0.77500	30000.	81	14247	No
45	GOM_NL__2PRFIN20041120_090655_000000562032_00165_14247_6285.N1	20-NOV-2004 09:06:55	Dark	56.000	70	Zet Pup	2.2460	39000.	112	14247	No
46	GOM_NL__2PRFIN20041120_090954_000000502032_00165_14247_6286.N1	20-NOV-2004 09:09:54	Dark	49.500	2	Alp Car	-0.73600	7000.0	99	14247	No
47	GOM_NL__2PRFIN20041120_091449_000000832032_00165_14247_6287.N1	20-NOV-2004 09:14:49	Dark	83.000	23	21Eps CMa	1.5020	26000.	166	14247	No
48	GOM_NL__2PRFIN20041120_091808_000000412032_00165_14247_6288.N1	20-NOV-2004 09:18:08	Straylight	41.000	157	The1Eri	2.9060	9300.0	82	14247	No
49	GOM_NL__2PRFIN20041120_092302_000001542032_00165_14247_6289.N1	20-NOV-2004 09:23:02	Straylight	153.50	1	9Alp CMa	-1.4400	11000.	307	14247	No
50	GOM_NL__2PRFIN20041120_092724_000000782032_00165_14247_6290.N1	20-NOV-2004 09:27:24	Straylight	77.500	7	19Bet Ori	0.10000	14000.	155	14247	No
51	GOM_NL__2PRFIN20041120_093135_000000922032_00165_14247_6291.N1	20-NOV-2004 09:31:35	Bright	91.500	30	46Eps Ori	1.6940	30000.	183	14247	No
52	GOM_NL__2PRFIN20041120_093543_000000382032_00165_14247_6292.N1	20-NOV-2004 09:35:43	Bright	38.000	105	6Bet Ari	2.6450	8900.0	76	14247	No
53	GOM_NL__2PRFIN20041120_093718_000000442032_00165_14247_6293.N1	20-NOV-2004 09:37:18	Bright	43.500	146	25Eta Tau	2.8730	15200.	87	14247	No
54	GOM_NL__2PRFIN20041120_093935_000000372032_00165_14247_6294.N1	20-NOV-2004 09:39:35	Bright	37.000	173	4Bet Tri	3.0040	8900.0	74	14247	No
55	GOM_NL__2PRFIN20041120_094140_000000382032_00165_14247_6295.N1	20-NOV-2004 09:41:40	Bright	38.000	73	57Gam1And	2.2600	13100.	76	14247	No
56	GOM_NL__2PRFIN20041120_094411_000000392032_00165_14247_6296.N1	20-NOV-2004 09:44:11	Bright	38.500	175	39Del Per	3.0100	19400.	77	14247	No
57	GOM_NL__2PRFIN20041120_094616_000000382032_00165_14247_6297.N1	20-NOV-2004 09:46:16	Bright	38.000	68	18Alp Cas	2.2250	4500.0	76	14247	No
58	GOM_NL__2PRFIN20041120_094726_000000372032_00165_14247_6298.N1	20-NOV-2004 09:47:26	Bright	37.000	74	11Bet Cas	2.2680	6600.0	74	14247	No
59	GOM_NL__2PRFIN20041120_094954_000000592032_00165_14247_6299.N1	20-NOV-2004 09:49:54	Bright	59.000	42	34Bet Aur	1.9000	10200.	118	14247	No
60	GOM_NL__2PRFIN20041120_095453_000000382032_00165_14247_6300.N1	20-NOV-2004 09:54:53	Bright	38.000	49	1Alp UMi	1.9900	6300.0	76	14247	No
61	GOM_NL__2PRFIN20041120_095922_000000392032_00165_14247_6301.N1	20-NOV-2004 09:59:22	Bright	39.000	60	7Bet UMi	2.0810	3950.0	78	14247	No
62	GOM_NL__2PRFIN20041120_100130_000000392032_00165_14247_6302.N1	20-NOV-2004 10:01:30	Bright	39.000	119	14Eta Dra	2.7270	4700.0	78	14247	No
63	GOM_NL__2PRFIN20041120_100354_000000422032_00165_14247_6303.N1	20-NOV-2004 10:03:54	Bright	41.500	82	48Bet UMa	2.3650	10600.	83	14247	No
64	GOM_NL__2PRFIN20041120_100520_000000402032_00165_14247_6304.N1	20-NOV-2004 10:05:20	Bright	39.500	87	64Gam UMa	2.4330	11000.	79	14247	No
65	GOM_NL__2PRFIN20041120_100806_000000472032_00165_14247_6305.N1	20-NOV-2004 10:08:06	Bright	47.000	174	52Psi UMa	3.0040	4400.0	94	14247	No
66	GOM_NL__2PRFIN20041120_101008_000000382032_00165_14247_6306.N1	20-NOV-2004 10:10:08	Bright	37.500	152	12Alp2CVn	2.8900	11000.	75	14247	No
67	GOM_NL__2PRFIN20041120_101216_000000382032_00165_14247_6307.N1	20-NOV-2004 10:12:16	Bright	38.000	83		2.3780	11000.	76	14247	No
68	GOM_NL__2PRFIN20041120_101450_000000352032_00165_14247_6308.N1	20-NOV-2004 10:14:50	Bright	35.000	3	16Alp Boo	-0.050000	4250.0	70	14247	No
69	GOM_NL__2PRFIN20041120_101722_000000562032_00165_14247_6309.N1	20-NOV-2004 10:17:22	Bright	56.000	96	68Del Leo	2.5600	9300.0	112	14247	No
70	GOM_NL__2PRFIN20041120_102001_000000962032_00165_14247_6310.N1	20-NOV-2004 10:20:01	Tw_i_and_stray	96.000	51	41Gam1Leo	2.0100	4500.0	192	14247	No
71	GOM_NL__2PRFIN20041120_102532_000001252032_00165_14247_6311.N1	20-NOV-2004 10:25:32	Straylight	124.50	22	32Alp Leo	1.3600	15200.	249	14247	No
72	GOM_NL__2PRFIN20041120_103441_000000402032_00165_14247_6312.N1	20-NOV-2004 10:34:41	Dark	39.500	64	Gam Cen	2.2000	10600.	79	14247	No
73	GOM_NL__2PRFIN20041120_103721_000000432032_00165_14247_6313.N1	20-NOV-2004 10:37:21	Dark	42.500	20	Bet Cru	1.2530	30000.	85	14247	No
74	GOM_NL__2PRFIN20041120_103830_000000522032_00166_14248_6284.N1	20-NOV-2004 10:38:30	Dark	52.000	12	Alp1Cru	0.77500	30000.	104	14248	No
75	GOM_NL__2PRFIN20041120_104731_000000582032_00166_14248_6285.N1	20-NOV-2004 10:47:31	Dark	58.000	70	Zet Pup	2.2460	39000.	116	14248	No
76	GOM_NL__2PRFIN20041120_105030_000000592032_00166_14248_6286.N1	20-NOV-2004 10:50:30	Dark	58.500	2	Alp Car	-0.73600	7000.0	117	14248	No
77	GOM_NL__2PRFIN20041120_105526_000000832032_00166_14248_6287.N1	20-NOV-2004 10:55:26	Dark	83.000	23	21Eps CMa	1.5020	26000.	166	14248	No
78	GOM_NL__2PRFIN20041120_105844_000000402032_00166_14248_6288.N1	20-NOV-2004 10:58:44	Straylight	39.500	157	The1Eri	2.9060	9300.0	79	14248	No
79	GOM_NL__2PRFIN20041120_110338_000001142032_00166_14248_6289.N1	20-NOV-2004 11:03:38	Straylight	114.00	1	9Alp CMa	-1.4400	11000.	228	14248	No
80	GOM_NL__2PRFIN20041120_113958_000000412032_00166_14248_6290.N1	20-NOV-2004 11:39:58	Bright	40.500	60	7Bet UMi	2.0810	3950.0	81	14248	No
81	GOM_NL__2PRFIN20041120_114206_000000362032_00166_14248_6291.N1	20-NOV-2004 11:42:06	Bright	36.000	119	14Eta Dra	2.7270	4700.0	72	14248	No
82	GOM_NL__2PRFIN20041120_114430_000000462032_00166_14248_6292.N1	20-NOV-2004 11:44:30	Bright	45.500	82	48Bet UMa	2.3650	10600.	91	14248	No
83	GOM_NL__2PRFIN20041120_114556_000000422032_00166_14248_6293.N1	20-NOV-2004 11:45:56	Bright	41.500	87	64Gam UMa	2.4330	11000.	83	14248	No
84	GOM_NL__2PRFIN20041120_114841_000000502032_00166_14248_6294.N1	20-NOV-2004 11:48:41	Bright	49.500	174	52Psi UMa	3.0040	4400.0	99	14248	No
85	GOM_NL__2PRFIN20041120_115044_000000382032_00166_14248_6295.N1	20-NOV-2004 11:50:44	Bright	37.500	152	12Alp2CVn	2.8900	11000.	75	14248	No
86	GOM_NL__2PRFIN20041120_115254_000000382032_00166_14248_6296.N1	20-NOV-2004 11:52:54	Bright	37.500	83		2.3780	11000.	75	14248	No
87	GOM_NL__2PRFIN20041120_115526_000000352032_00166_14248_6297.N1	20-NOV-2004 11:55:26	Bright	35.000	3	16Alp Boo	-0.050000	4250.0	70	14248	No
88	GOM_NL__2PRFIN20041120_115758_000000542032_00166_14248_6298.N1	20-NOV-2004 11:57:58	Bright	54.000	96	68Del Leo	2.5600	9300.0	108	14248	No
89	GOM_NL__2PRFIN20041120_120038_000000982032_00166_14248_6299.N1	20-NOV-2004 12:00:38	Tw_i_and_stray	98.000	51	41Gam1Leo	2.0100	4500.0	196	14248	No
90	GOM_NL__2PRFIN20041120_120610_000001372032_00166_14248_6300.N1	20-NOV-2004 12:06:10	Straylight	136.50	22	32Alp Leo	1.3600	15200.	273	14248	No
91	GOM_NL__2PRFIN20041120_121517_000000422032_00166_14248_6301.N1	20-NOV-2004 12:15:17	Dark	42.000	64	Gam Cen	2.2000	10600.	84	14248	No
92	GOM_NL__2PRFIN20041120_121758_000000442032_00166_14248_6302.N1	20-NOV-2004 12:17:58	Dark	44.000	20	Bet Cru	1.2530	30000.	88	14248	No
93	GOM_NL__2PRFIN20041120_121906_000000442032_00167_14249_6284.N1	20-NOV-2004 12:19:06	Dark	44.000	12	Alp1Cru	0.77500	30000.	88	14249	No
94	GOM_NL__2PRFIN20041120_122807_000000602032_00167_14249_6285.N1	20-NOV-2004 12:28:07	Dark	59.500	70	Zet Pup	2.2460	39000.	119	14249	No
95	GOM_NL__2PRFIN20041120_123107_000000512032_00167_14249_6286.N1	20-NOV-2004 12:31:07	Dark	51.000	2	Alp Car	-0.73600	7000.0	102	14249	No
96	GOM_NL__2PRFIN20041120_123604_000000822032_00167_14249_6287.N1	20-NOV-2004 12:36:04	Dark	81.500	23	21Eps CMa	1.5020	26000.	163	14249	No
97	GOM_NL__2PRFIN20041120_123920_000000402032_00167_14249_6288.N1	20-NOV-2004 12:39:20	Straylight	40.000	157	The1Eri	2.9060	9300.0	80	14249	No
98	GOM_NL__2PRFIN20041120_124415_000001522032_00167_14249_6289.N1	20-NOV-2004 12:44:15	Straylight	151.50	1	9Alp CMa	-1.4400	11000.	303	14249	No
99	GOM_NL__2PRFIN20041120_124836_000000792032_00167_14249_6290.N1	20-NOV-2004 12:48:36	Straylight	78.500	7	19Bet Ori	0.10000	14000.	157	14249	No
100	GOM_NL__2PRFIN20041120_125245_000000902032_00167_14249_6291.N1	20-NOV-2004 12:52:45	Bright	89.500	30	46Eps Ori	1.6940	30000.	179	14249	No
101	GOM_NL__2PRFIN20041120_125655_000000392032_00167_14249_6292.N1	20-NOV-2004 12:56:55	Bright	38.500	105	6Bet Ari	2.6450	8900.0	77	14249	No

102	GOM_NL__2PRFIN20041120_125829_000000432032_00167_14249_6293.N1	20-NOV-2004 12:58:29	Bright	43.000	146	25Eta Tau	2.8730	15200.	86	14249	No
103	GOM_NL__2PRFIN20041120_130047_000000382032_00167_14249_6294.N1	20-NOV-2004 13:00:47	Bright	38.000	173	4Bet Tri	3.0040	8900.0	76	14249	No
104	GOM_NL__2PRFIN20041120_130251_000000382032_00167_14249_6295.N1	20-NOV-2004 13:02:51	Bright	37.500	73	57Gam1And	2.2600	13100.	75	14249	No
105	GOM_NL__2PRFIN20041120_130522_000000392032_00167_14249_6296.N1	20-NOV-2004 13:05:22	Bright	39.000	175	39Del Per	3.0100	19400.	78	14249	No
106	GOM_NL__2PRFIN20041120_130727_000000392032_00167_14249_6297.N1	20-NOV-2004 13:07:27	Bright	38.500	68	18Alp Cas	2.2250	4500.0	77	14249	No
107	GOM_NL__2PRFIN20041120_130838_000000372032_00167_14249_6298.N1	20-NOV-2004 13:08:38	Bright	36.500	74	11Bet Cas	2.2680	6600.0	73	14249	No
108	GOM_NL__2PRFIN20041120_131103_000000592032_00167_14249_6299.N1	20-NOV-2004 13:11:03	Bright	58.500	42	34Bet Aur	1.9000	10200.	117	14249	No
109	GOM_NL__2PRFIN20041120_131605_000000382032_00167_14249_6300.N1	20-NOV-2004 13:16:05	Bright	38.000	49	1Alp UMi	1.9900	6300.0	76	14249	No
110	GOM_NL__2PRFIN20041120_132034_000000402032_00167_14249_6301.N1	20-NOV-2004 13:20:34	Bright	40.000	60	7Bet UMi	2.0810	3950.0	80	14249	No
111	GOM_NL__2PRFIN20041120_132242_000000392032_00167_14249_6302.N1	20-NOV-2004 13:22:42	Bright	38.500	119	14Eta Dra	2.7270	4700.0	77	14249	No
112	GOM_NL__2PRFIN20041120_132506_000000442032_00167_14249_6303.N1	20-NOV-2004 13:25:06	Bright	44.000	82	48Bet UMa	2.3650	10600.	88	14249	No
113	GOM_NL__2PRFIN20041120_132632_000000422032_00167_14249_6304.N1	20-NOV-2004 13:26:32	Bright	41.500	87	64Gam UMa	2.4330	11000.	83	14249	No
114	GOM_NL__2PRFIN20041120_132918_000000492032_00167_14249_6305.N1	20-NOV-2004 13:29:18	Bright	49.000	174	52Psi UMa	3.0040	4400.0	98	14249	No
115	GOM_NL__2PRFIN20041120_133119_000000402032_00167_14249_6306.N1	20-NOV-2004 13:31:19	Bright	39.500	152	12Alp2CVn	2.8900	11000.	79	14249	No
116	GOM_NL__2PRFIN20041120_133331_000000352032_00167_14249_6307.N1	20-NOV-2004 13:33:31	Bright	35.000	83		2.3780	11000.	70	14249	No
117	GOM_NL__2PRFIN20041120_133602_000000352032_00167_14249_6308.N1	20-NOV-2004 13:36:02	Bright	34.500	3	16Alp Boo	-0.050000	4250.0	69	14249	No
118	GOM_NL__2PRFIN20041120_133834_000000542032_00167_14249_6309.N1	20-NOV-2004 13:38:34	Bright	54.000	96	68Del Leo	2.5600	9300.0	108	14249	No
119	GOM_NL__2PRFIN20041120_134115_000000992032_00167_14249_6310.N1	20-NOV-2004 13:41:15	Tw_i_and_stray	98.500	51	41Gam1Leo	2.0100	4500.0	197	14249	No
120	GOM_NL__2PRFIN20041120_134648_000001332032_00167_14249_6311.N1	20-NOV-2004 13:46:48	Straylight	133.00	22	32Alp Leo	1.3600	15200.	266	14249	No
121	GOM_NL__2PRFIN20041120_135553_000000402032_00167_14249_6312.N1	20-NOV-2004 13:55:53	Dark	39.500	64	Gam Cen	2.2000	10600.	79	14249	No
122	GOM_NL__2PRFIN20041120_135833_000000452032_00167_14249_6313.N1	20-NOV-2004 13:58:33	Dark	45.000	20	Bet Cru	1.2530	30000.	90	14249	No
123	GOM_NL__2PRFIN20041120_135942_000000402032_00168_14250_6388.N1	20-NOV-2004 13:59:42	Dark	40.000	12	Alp1Cru	0.77500	30000.	80	14250	No
124	GOM_NL__2PRFIN20041120_140200_000000382032_00168_14250_6389.N1	20-NOV-2004 14:02:00	Dark	38.000	124	The Car	2.7640	30000.	76	14250	No
125	GOM_NL__2PRFIN20041120_140613_000000452032_00168_14250_6390.N1	20-NOV-2004 14:06:13	Dark	45.000	41	Eps Car	1.8600	4100.0	90	14250	No
126	GOM_NL__2PRFIN20041120_140844_000000592032_00168_14250_6391.N1	20-NOV-2004 14:08:44	Dark	58.500	70	Zet Pup	2.2460	39000.	117	14250	No
127	GOM_NL__2PRFIN20041120_141143_000000602032_00168_14250_6392.N1	20-NOV-2004 14:11:43	Dark	59.500	2	Alp Car	-0.73600	7000.0	119	14250	No
128	GOM_NL__2PRFIN20041120_141641_000000832032_00168_14250_6393.N1	20-NOV-2004 14:16:41	Dark	82.500	23	21Eps CMa	1.5020	26000.	165	14250	No
129	GOM_NL__2PRFIN20041120_141956_000000412032_00168_14250_6394.N1	20-NOV-2004 14:19:56	Straylight	40.500	157	The1Eri	2.9060	9300.0	81	14250	No
130	GOM_NL__2PRFIN20041120_142451_000001342032_00168_14250_6395.N1	20-NOV-2004 14:24:51	Straylight	134.00	1	9Alp CMa	-1.4400	11000.	268	14250	No
131	GOM_NL__2PRFIN20041120_142912_000000752032_00168_14250_6396.N1	20-NOV-2004 14:29:12	Straylight	75.000	7	19Bet Ori	0.10000	14000.	150	14250	No
132	GOM_NL__2PRFIN20041120_143320_000000872032_00168_14250_6397.N1	20-NOV-2004 14:33:20	Bright	86.500	30	46Eps Ori	1.6940	30000.	173	14250	No
133	GOM_NL__2PRFIN20041120_143731_000000392032_00168_14250_6398.N1	20-NOV-2004 14:37:31	Bright	39.000	105	6Bet Ari	2.6450	8900.0	78	14250	No
134	GOM_NL__2PRFIN20041120_143905_000000422032_00168_14250_6399.N1	20-NOV-2004 14:39:05	Bright	42.000	146	25Eta Tau	2.8730	15200.	84	14250	No
135	GOM_NL__2PRFIN20041120_144123_000000372032_00168_14250_6400.N1	20-NOV-2004 14:41:23	Bright	36.500	173	4Bet Tri	3.0040	8900.0	73	14250	No
136	GOM_NL__2PRFIN20041120_144327_000000392032_00168_14250_6401.N1	20-NOV-2004 14:43:27	Bright	38.500	73	57Gam1And	2.2600	13100.	77	14250	No
137	GOM_NL__2PRFIN20041120_144557_000000402032_00168_14250_6402.N1	20-NOV-2004 14:45:57	Bright	40.000	175	39Del Per	3.0100	19400.	80	14250	No
138	GOM_NL__2PRFIN20041120_144804_000000392032_00168_14250_6403.N1	20-NOV-2004 14:48:04	Bright	39.000	68	18Alp Cas	2.2250	4500.0	78	14250	No
139	GOM_NL__2PRFIN20041120_144915_000000382032_00168_14250_6404.N1	20-NOV-2004 14:49:15	Bright	38.000	74	11Bet Cas	2.2680	6600.0	76	14250	No
140	GOM_NL__2PRFIN20041120_145138_000000582032_00168_14250_6405.N1	20-NOV-2004 14:51:38	Bright	57.500	42	34Bet Aur	1.9000	10200.	115	14250	No
141	GOM_NL__2PRFIN20041120_145641_000000362032_00168_14250_6406.N1	20-NOV-2004 14:56:41	Bright	36.000	49	1Alp UMi	1.9900	6300.0	72	14250	No
142	GOM_NL__2PRFIN20041120_150111_000000382032_00168_14250_6407.N1	20-NOV-2004 15:01:11	Bright	38.000	60	7Bet UMi	2.0810	3950.0	76	14250	No
143	GOM_NL__2PRFIN20041120_150318_000000402032_00168_14250_6408.N1	20-NOV-2004 15:03:18	Bright	40.000	119	14Eta Dra	2.7270	4700.0	80	14250	No
144	GOM_NL__2PRFIN20041120_150542_000000442032_00168_14250_6409.N1	20-NOV-2004 15:05:42	Bright	43.500	82	48Bet UMa	2.3650	10600.	87	14250	No
145	GOM_NL__2PRFIN20041120_150708_000000412032_00168_14250_6410.N1	20-NOV-2004 15:07:08	Bright	41.000	87	64Gam UMa	2.4330	11000.	82	14250	No
146	GOM_NL__2PRFIN20041120_150953_000000492032_00168_14250_6411.N1	20-NOV-2004 15:09:53	Bright	48.500	174	52Psi UMa	3.0040	4400.0	97	14250	No
147	GOM_NL__2PRFIN20041120_151156_000000372032_00168_14250_6412.N1	20-NOV-2004 15:11:56	Bright	37.000	152	12Alp2CVn	2.8900	11000.	74	14250	No
148	GOM_NL__2PRFIN20041120_151407_000000362032_00168_14250_6413.N1	20-NOV-2004 15:14:07	Bright	36.000	83		2.3780	11000.	72	14250	No
149	GOM_NL__2PRFIN20041120_151638_000000352032_00168_14250_6414.N1	20-NOV-2004 15:16:38	Bright	35.000	3	16Alp Boo	-0.050000	4250.0	70	14250	No
150	GOM_NL__2PRFIN20041120_151911_000000562032_00168_14250_6415.N1	20-NOV-2004 15:19:11	Bright	56.000	96	68Del Leo	2.5600	9300.0	112	14250	No
151	GOM_NL__2PRFIN20041120_152152_000000992032_00168_14250_6416.N1	20-NOV-2004 15:21:52	Tw_i_and_stray	98.500	51	41Gam1Leo	2.0100	4500.0	197	14250	No
152	GOM_NL__2PRFIN20041120_152727_000001292032_00168_14250_6417.N1	20-NOV-2004 15:27:27	Straylight	129.00	22	32Alp Leo	1.3600	15200.	258	14250	No
153	GOM_NL__2PRFIN20041120_153630_000000402032_00168_14250_6418.N1	20-NOV-2004 15:36:30	Dark	39.500	64	Gam Cen	2.2000	10600.	79	14250	No
154	GOM_NL__2PRFIN20041120_153910_000000402032_00168_14250_6419.N1	20-NOV-2004 15:39:10	Dark	40.000	20	Bet Cru	1.2530	30000.	80	14250	No
155	GOM_NL__2PRFIN20041120_154236_000000412032_00169_14251_6284.N1	20-NOV-2004 15:42:36	Dark	41.000	124	The Car	2.7640	30000.	82	14251	No
156	GOM_NL__2PRFIN20041120_154649_000000482032_00169_14251_6285.N1	20-NOV-2004 15:46:49	Dark	48.000	41	Eps Car	1.8600	4100.0	96	14251	No
157	GOM_NL__2PRFIN20041120_154921_000000632032_00169_14251_6286.N1	20-NOV-2004 15:49:21	Dark	63.000	70	Zet Pup	2.2460	39000.	126	14251	No
158	GOM_NL__2PRFIN20041120_155220_000000602032_00169_14251_6287.N1	20-NOV-2004 15:52:20	Dark	59.500	2	Alp Car	-0.73600	7000.0	119	14251	No
159	GOM_NL__2PRFIN20041120_155718_000000802032_00169_14251_6288.N1	20-NOV-2004 15:57:18	Dark	80.000	23	21Eps CMa	1.5020	26000.	160	14251	No
160	GOM_NL__2PRFIN20041120_160032_000000402032_00169_14251_6289.N1	20-NOV-2004 16:00:32	Straylight	40.000	157	The1Eri	2.9060	9300.0	80	14251	No



161	GOM_NL__2PRFIN20041120_160527_000001502032_00169_14251_6290.N1	20-NOV-2004 16:05:27	Straylight	149.50	1	9Alp CMa	-1.4400	11000.	299	14251	No
162	GOM_NL__2PRFIN20041120_160948_000000752032_00169_14251_6291.N1	20-NOV-2004 16:09:48	Straylight	75.000	7	19Bet Ori	0.10000	14000.	150	14251	No
163	GOM_NL__2PRFIN20041120_161356_000000892032_00169_14251_6292.N1	20-NOV-2004 16:13:56	Bright	89.000	30	46Eps Ori	1.6940	30000.	178	14251	No
164	GOM_NL__2PRFIN20041120_161807_000000392032_00169_14251_6293.N1	20-NOV-2004 16:18:07	Bright	38.500	105	6Bet Ari	2.6450	8900.0	77	14251	No
165	GOM_NL__2PRFIN20041120_161940_000000432032_00169_14251_6294.N1	20-NOV-2004 16:19:40	Bright	43.000	146	25Eta Tau	2.8730	15200.	86	14251	No
166	GOM_NL__2PRFIN20041120_162159_000000382032_00169_14251_6295.N1	20-NOV-2004 16:21:59	Bright	37.500	173	4Bet Tri	3.0040	8900.0	75	14251	No
167	GOM_NL__2PRFIN20041120_162403_000000372032_00169_14251_6296.N1	20-NOV-2004 16:24:03	Bright	37.000	73	57Gam1And	2.2600	13100.	74	14251	No
168	GOM_NL__2PRFIN20041120_162633_000000392032_00169_14251_6297.N1	20-NOV-2004 16:26:33	Bright	39.000	175	39Del Per	3.0100	19400.	78	14251	No
169	GOM_NL__2PRFIN20041120_162840_000000372032_00169_14251_6298.N1	20-NOV-2004 16:28:40	Bright	37.000	68	18Alp Cas	2.2250	4500.0	74	14251	No
170	GOM_NL__2PRFIN20041120_162951_000000382032_00169_14251_6299.N1	20-NOV-2004 16:29:51	Bright	38.000	74	11Bet Cas	2.2680	6600.0	76	14251	No
171	GOM_NL__2PRFIN20041120_163212_000000572032_00169_14251_6300.N1	20-NOV-2004 16:32:12	Bright	57.000	42	34Bet Aur	1.9000	10200.	114	14251	No
172	GOM_NL__2PRFIN20041120_163717_000000382032_00169_14251_6301.N1	20-NOV-2004 16:37:17	Bright	38.000	49	1Alp UMi	1.9900	6300.0	76	14251	No
173	GOM_NL__2PRFIN20041120_164146_000000392032_00169_14251_6302.N1	20-NOV-2004 16:41:46	Bright	38.500	60	7Bet UMi	2.0810	3950.0	77	14251	No
174	GOM_NL__2PRFIN20041120_164355_000000392032_00169_14251_6303.N1	20-NOV-2004 16:43:55	Bright	39.000	119	14Eta Dra	2.7270	4700.0	78	14251	No
175	GOM_NL__2PRFIN20041120_164617_000000442032_00169_14251_6304.N1	20-NOV-2004 16:46:17	Bright	44.000	82	48Bet UMa	2.3650	10600.	88	14251	No
176	GOM_NL__2PRFIN20041120_164744_000000412032_00169_14251_6305.N1	20-NOV-2004 16:47:44	Bright	40.500	87	64Gam UMa	2.4330	11000.	81	14251	No
177	GOM_NL__2PRFIN20041120_165029_000000502032_00169_14251_6306.N1	20-NOV-2004 16:50:29	Bright	50.000	174	52Psi UMa	3.0040	4400.0	100	14251	No
178	GOM_NL__2PRFIN20041120_165232_000000382032_00169_14251_6307.N1	20-NOV-2004 16:52:32	Bright	37.500	152	12Alp2CVn	2.8900	11000.	75	14251	No
179	GOM_NL__2PRFIN20041120_165443_000000362032_00169_14251_6308.N1	20-NOV-2004 16:54:43	Bright	36.000	83		2.3780	11000.	72	14251	No
180	GOM_NL__2PRFIN20041120_165714_000000352032_00169_14251_6309.N1	20-NOV-2004 16:57:14	Bright	35.000	3	16Alp Boo	-0.050000	4250.0	70	14251	No
181	GOM_NL__2PRFIN20041120_165947_000000572032_00169_14251_6310.N1	20-NOV-2004 16:59:47	Bright	56.500	96	68Del Leo	2.5600	9300.0	113	14251	No
182	GOM_NL__2PRFIN20041120_170229_000001082032_00169_14251_6311.N1	20-NOV-2004 17:02:29	Tw_i_and_stray	107.50	51	41Gam1Leo	2.0100	4500.0	215	14251	No
183	GOM_NL__2PRFIN20041120_170805_000001262032_00169_14251_6312.N1	20-NOV-2004 17:08:05	Straylight	125.50	22	32Alp Leo	1.3600	15200.	251	14251	No
184	GOM_NL__2PRFIN20041120_171706_000000382032_00169_14251_6313.N1	20-NOV-2004 17:17:06	Dark	38.000	64	Gam Cen	2.2000	10600.	76	14251	No
185	GOM_NL__2PRFIN20041120_171946_000000432032_00169_14251_6314.N1	20-NOV-2004 17:19:46	Dark	43.000	20	Bet Cru	1.2530	30000.	86	14251	No
186	GOM_NL__2PRFIN20041120_172313_000000412032_00170_14252_6284.N1	20-NOV-2004 17:23:13	Dark	41.000	124	The Car	2.7640	30000.	82	14252	No
187	GOM_NL__2PRFIN20041120_172726_000000462032_00170_14252_6285.N1	20-NOV-2004 17:27:26	Dark	46.000	41	Eps Car	1.8600	4100.0	92	14252	No
188	GOM_NL__2PRFIN20041120_172958_000000612032_00170_14252_6286.N1	20-NOV-2004 17:29:58	Dark	60.500	70	Zet Pup	2.2460	39000.	121	14252	No
189	GOM_NL__2PRFIN20041120_173256_000000542032_00170_14252_6287.N1	20-NOV-2004 17:32:56	Dark	53.500	2	Alp Car	-0.73600	7000.0	107	14252	No
190	GOM_NL__2PRFIN20041120_173755_000000812032_00170_14252_6288.N1	20-NOV-2004 17:37:55	Dark	81.000	23	21Eps CMa	1.5020	26000.	162	14252	No
191	GOM_NL__2PRFIN20041120_174109_000000432032_00170_14252_6289.N1	20-NOV-2004 17:41:09	Straylight	42.500	157	The1Eri	2.9060	9300.0	85	14252	No
192	GOM_NL__2PRFIN20041120_174603_000001672032_00170_14252_6290.N1	20-NOV-2004 17:46:03	Straylight	166.50	1	9Alp CMa	-1.4400	11000.	333	14252	No
193	GOM_NL__2PRFIN20041120_175023_000000782032_00170_14252_6291.N1	20-NOV-2004 17:50:23	Straylight	78.000	7	19Bet Ori	0.10000	14000.	156	14252	No
194	GOM_NL__2PRFIN20041120_175431_000000902032_00170_14252_6292.N1	20-NOV-2004 17:54:31	Bright	90.000	30	46Eps Ori	1.6940	30000.	180	14252	No
195	GOM_NL__2PRFIN20041120_175843_000000392032_00170_14252_6293.N1	20-NOV-2004 17:58:43	Bright	39.000	105	6Bet Ari	2.6450	8900.0	78	14252	No
196	GOM_NL__2PRFIN20041120_180016_000000432032_00170_14252_6294.N1	20-NOV-2004 18:00:16	Bright	43.000	146	25Eta Tau	2.8730	15200.	86	14252	No
197	GOM_NL__2PRFIN20041120_180235_000000372032_00170_14252_6295.N1	20-NOV-2004 18:02:35	Bright	37.000	173	4Bet Tri	3.0040	8900.0	74	14252	No
198	GOM_NL__2PRFIN20041120_180439_000000392032_00170_14252_6296.N1	20-NOV-2004 18:04:39	Bright	39.000	73	57Gam1And	2.2600	13100.	78	14252	No
199	GOM_NL__2PRFIN20041120_180709_000000402032_00170_14252_6297.N1	20-NOV-2004 18:07:09	Bright	39.500	175	39Del Per	3.0100	19400.	79	14252	No
200	GOM_NL__2PRFIN20041120_180917_000000382032_00170_14252_6298.N1	20-NOV-2004 18:09:17	Bright	38.000	68	18Alp Cas	2.2250	4500.0	76	14252	No
201	GOM_NL__2PRFIN20041120_181027_000000382032_00170_14252_6299.N1	20-NOV-2004 18:10:27	Bright	38.000	74	11Bet Cas	2.2680	6600.0	76	14252	No
202	GOM_NL__2PRFIN20041120_181247_000000562032_00170_14252_6300.N1	20-NOV-2004 18:12:47	Bright	55.500	42	34Bet Aur	1.9000	10200.	111	14252	No
203	GOM_NL__2PRFIN20041120_181753_000000392032_00170_14252_6301.N1	20-NOV-2004 18:17:53	Bright	38.500	49	1Alp UMi	1.9900	6300.0	77	14252	No
204	GOM_NL__2PRFIN20041120_182223_000000392032_00170_14252_6302.N1	20-NOV-2004 18:22:23	Bright	38.500	60	7Bet UMi	2.0810	3950.0	77	14252	No
205	GOM_NL__2PRFIN20041120_182431_000000392032_00170_14252_6303.N1	20-NOV-2004 18:24:31	Bright	38.500	119	14Eta Dra	2.7270	4700.0	77	14252	No
206	GOM_NL__2PRFIN20041120_182653_000000452032_00170_14252_6304.N1	20-NOV-2004 18:26:53	Bright	44.500	82	48Bet UMa	2.3650	10600.	89	14252	No
207	GOM_NL__2PRFIN20041120_182820_000000442032_00170_14252_6305.N1	20-NOV-2004 18:28:20	Bright	44.000	87	64Gam UMa	2.4330	11000.	88	14252	No
208	GOM_NL__2PRFIN20041120_183105_000000672032_00170_14252_6306.N1	20-NOV-2004 18:31:05	Bright	67.000	174	52Psi UMa	3.0040	4400.0	134	14252	No
209	GOM_NL__2PRFIN20041120_183308_000000372032_00170_14252_6307.N1	20-NOV-2004 18:33:08	Bright	36.500	152	12Alp2CVn	2.8900	11000.	73	14252	No
210	GOM_NL__2PRFIN20041120_183520_000000372032_00170_14252_6308.N1	20-NOV-2004 18:35:20	Bright	36.500	83		2.3780	11000.	73	14252	No
211	GOM_NL__2PRFIN20041120_183750_000000362032_00170_14252_6309.N1	20-NOV-2004 18:37:50	Bright	35.500	3	16Alp Boo	-0.050000	4250.0	71	14252	No
212	GOM_NL__2PRFIN20041120_184024_000000552032_00170_14252_6310.N1	20-NOV-2004 18:40:24	Bright	55.000	96	68Del Leo	2.5600	9300.0	110	14252	No
213	GOM_NL__2PRFIN20041120_184306_000001052032_00170_14252_6311.N1	20-NOV-2004 18:43:06	Tw_i_and_stray	104.50	51	41Gam1Leo	2.0100	4500.0	209	14252	No
214	GOM_NL__2PRFIN20041120_184843_000001332032_00170_14252_6312.N1	20-NOV-2004 18:48:43	Straylight	132.50	22	32Alp Leo	1.3600	15200.	265	14252	No
215	GOM_NL__2PRFIN20041120_185742_000000402032_00170_14252_6313.N1	20-NOV-2004 18:57:42	Dark	40.000	64	Gam Cen	2.2000	10600.	80	14252	No
216	GOM_NL__2PRFIN20041120_190023_000000392032_00170_14252_6314.N1	20-NOV-2004 19:00:23	Dark	39.000	20	Bet Cru	1.2530	30000.	78	14252	No
217	GOM_NL__2PRFIN20041120_190349_000000412032_00171_14253_6302.N1	20-NOV-2004 19:03:49	Dark	41.000	124	The Car	2.7640	30000.	82	14253	No
218	GOM_NL__2PRFIN20041120_190803_000000442032_00171_14253_6303.N1	20-NOV-2004 19:08:03	Dark	44.000	41	Eps Car	1.8600	4100.0	88	14253	No
219	GOM_NL__2PRFIN20041120_191038_000000582032_00171_14253_6304.N1	20-NOV-2004 19:10:38	Dark	58.000	70	Zet Pup	2.2460	39000.	116	14253	No

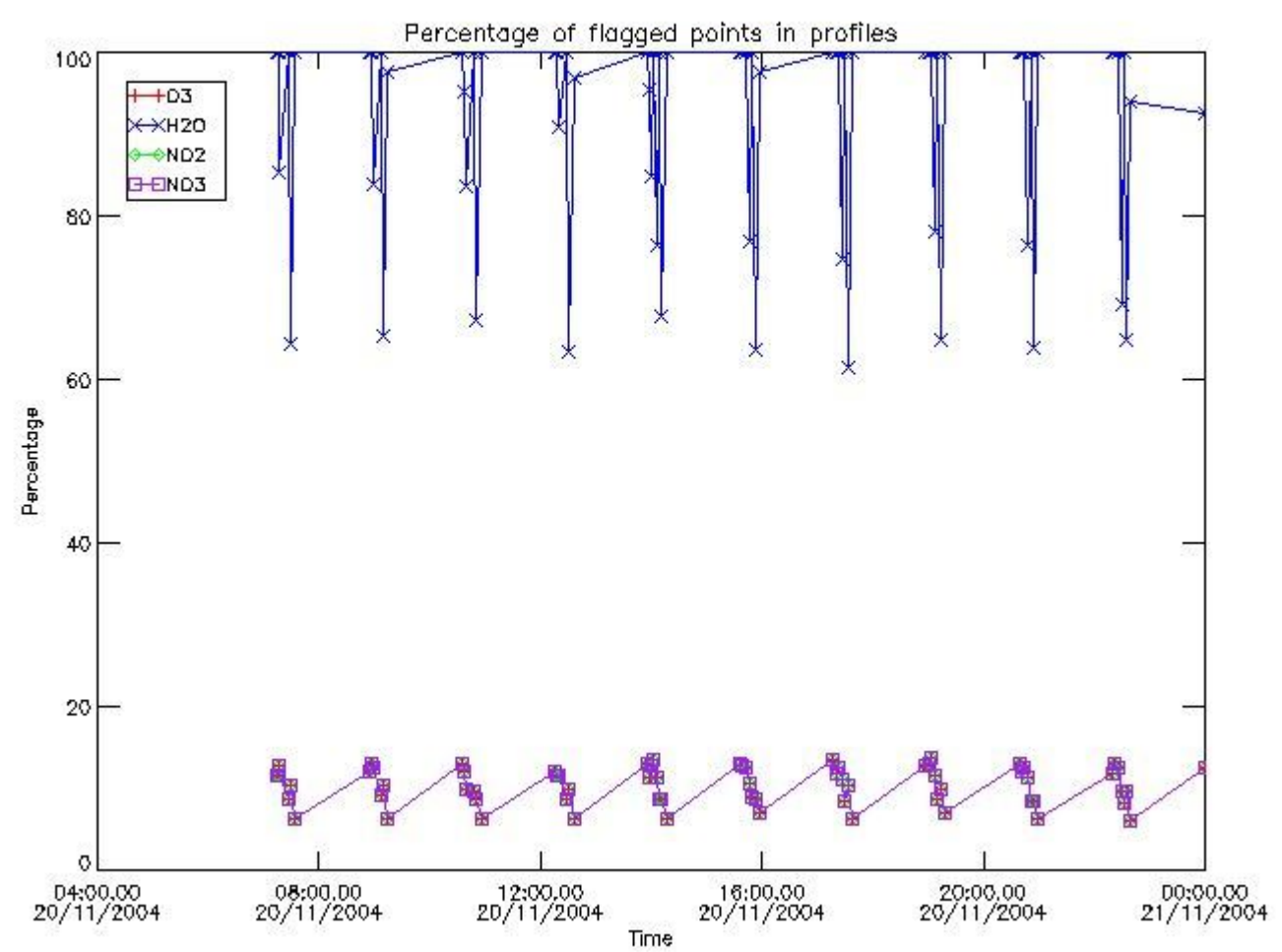
220	GOM_NL__2PRFIN20041120_191333_000000512032_00171_14253_6305.N1	20-NOV-2004 19:13:33	Dark	51.000	2	Alp Car	-0.73600	7000.0	102	14253	No
221	GOM_NL__2PRFIN20041120_191830_000000812032_00171_14253_6306.N1	20-NOV-2004 19:18:30	Dark	81.000	23	21Eps CMa	1.5020	26000.	162	14253	No
222	GOM_NL__2PRFIN20041120_192145_000000412032_00171_14253_6307.N1	20-NOV-2004 19:21:45	Straylight	40.500	157	The1Eri	2.9060	9300.0	81	14253	No
223	GOM_NL__2PRFIN20041120_192639_000001382032_00171_14253_6308.N1	20-NOV-2004 19:26:39	Straylight	138.00	1	9Alp CMa	-1.4400	11000.	276	14253	No
224	GOM_NL__2PRFIN20041120_193059_000000762032_00171_14253_6309.N1	20-NOV-2004 19:30:59	Straylight	76.000	7	19Bet Ori	0.10000	14000.	152	14253	No
225	GOM_NL__2PRFIN20041120_193506_000000902032_00171_14253_6310.N1	20-NOV-2004 19:35:06	Bright	90.000	30	46Eps Ori	1.6940	30000.	180	14253	No
226	GOM_NL__2PRFIN20041120_193919_000000382032_00171_14253_6311.N1	20-NOV-2004 19:39:19	Bright	37.500	105	6Bet Ari	2.6450	8900.0	75	14253	No
227	GOM_NL__2PRFIN20041120_194051_000000422032_00171_14253_6312.N1	20-NOV-2004 19:40:51	Bright	42.000	146	25Eta Tau	2.8730	15200.	84	14253	No
228	GOM_NL__2PRFIN20041120_194311_000000372032_00171_14253_6313.N1	20-NOV-2004 19:43:11	Bright	37.000	173	4Bet Tri	3.0040	8900.0	74	14253	No
229	GOM_NL__2PRFIN20041120_194515_000000402032_00171_14253_6314.N1	20-NOV-2004 19:45:15	Bright	39.500	73	57Gam1And	2.2600	13100.	79	14253	No
230	GOM_NL__2PRFIN20041120_194744_000000392032_00171_14253_6315.N1	20-NOV-2004 19:47:44	Bright	39.000	175	39Del Per	3.0100	19400.	78	14253	No
231	GOM_NL__2PRFIN20041120_194953_000000402032_00171_14253_6316.N1	20-NOV-2004 19:49:53	Bright	39.500	68	18Alp Cas	2.2250	4500.0	79	14253	No
232	GOM_NL__2PRFIN20041120_195103_000000392032_00171_14253_6317.N1	20-NOV-2004 19:51:03	Bright	38.500	74	11Bet Cas	2.2680	6600.0	77	14253	No
233	GOM_NL__2PRFIN20041120_195322_000000582032_00171_14253_6318.N1	20-NOV-2004 19:53:22	Bright	58.000	42	34Bet Aur	1.9000	10200.	116	14253	No
234	GOM_NL__2PRFIN20041120_195829_000000392032_00171_14253_6319.N1	20-NOV-2004 19:58:29	Bright	38.500	49	1Alp UMi	1.9900	6300.0	77	14253	No
235	GOM_NL__2PRFIN20041120_200259_000000342032_00171_14253_6320.N1	20-NOV-2004 20:02:59	Bright	34.000	60	7Bet UMi	2.0810	3950.0	68	14253	No
236	GOM_NL__2PRFIN20041120_200508_000000362032_00171_14253_6321.N1	20-NOV-2004 20:05:08	Bright	35.500	119	14Eta Dra	2.7270	4700.0	71	14253	No
237	GOM_NL__2PRFIN20041120_200728_000000472032_00171_14253_6322.N1	20-NOV-2004 20:07:28	Bright	47.000	82	48Bet UMa	2.3650	10600.	94	14253	No
238	GOM_NL__2PRFIN20041120_200856_000000432032_00171_14253_6323.N1	20-NOV-2004 20:08:56	Bright	42.500	87	64Gam UMa	2.4330	11000.	85	14253	No
239	GOM_NL__2PRFIN20041120_201140_000000512032_00171_14253_6324.N1	20-NOV-2004 20:11:40	Bright	50.500	174	52Psi UMa	3.0040	4400.0	101	14253	No
240	GOM_NL__2PRFIN20041120_201344_000000392032_00171_14253_6325.N1	20-NOV-2004 20:13:44	Bright	38.500	152	12Alp2CVn	2.8900	11000.	77	14253	No
241	GOM_NL__2PRFIN20041120_201556_000000372032_00171_14253_6326.N1	20-NOV-2004 20:15:56	Bright	36.500	83		2.3780	11000.	73	14253	No
242	GOM_NL__2PRFIN20041120_201827_000000362032_00171_14253_6327.N1	20-NOV-2004 20:18:27	Bright	35.500	3	16Alp Boo	-0.050000	4250.0	71	14253	No
243	GOM_NL__2PRFIN20041120_202100_000000592032_00171_14253_6328.N1	20-NOV-2004 20:21:00	Bright	59.000	96	68Del Leo	2.5600	9300.0	118	14253	No
244	GOM_NL__2PRFIN20041120_202343_000001032032_00171_14253_6329.N1	20-NOV-2004 20:23:43	Tw_i_and_stray	103.00	51	41Gam1Leo	2.0100	4500.0	206	14253	No
245	GOM_NL__2PRFIN20041120_202921_000001302032_00171_14253_6330.N1	20-NOV-2004 20:29:21	Straylight	130.00	22	32Alp Leo	1.3600	15200.	260	14253	No
246	GOM_NL__2PRFIN20041120_203818_000000392032_00171_14253_6331.N1	20-NOV-2004 20:38:18	Dark	39.000	64	Gam Cen	2.2000	10600.	78	14253	No
247	GOM_NL__2PRFIN20041120_204058_000000422032_00171_14253_6332.N1	20-NOV-2004 20:40:58	Dark	42.000	20	Bet Cru	1.2530	30000.	84	14253	No
248	GOM_NL__2PRFIN20041120_204425_000000412032_00172_14254_6302.N1	20-NOV-2004 20:44:25	Dark	40.500	124	The Car	2.7640	30000.	81	14254	No
249	GOM_NL__2PRFIN20041120_204839_000000452032_00172_14254_6303.N1	20-NOV-2004 20:48:39	Dark	45.000	41	Eps Car	1.8600	4100.0	90	14254	No
250	GOM_NL__2PRFIN20041120_205114_000000612032_00172_14254_6304.N1	20-NOV-2004 20:51:14	Dark	60.500	70	Zet Pup	2.2460	39000.	121	14254	No
251	GOM_NL__2PRFIN20041120_205409_000000602032_00172_14254_6305.N1	20-NOV-2004 20:54:09	Dark	60.000	2	Alp Car	-0.73600	7000.0	120	14254	No
252	GOM_NL__2PRFIN20041120_205909_000000822032_00172_14254_6306.N1	20-NOV-2004 20:59:09	Dark	81.500	23	21Eps CMa	1.5020	26000.	163	14254	No
253	GOM_NL__2PRFIN20041120_210220_000000422032_00172_14254_6307.N1	20-NOV-2004 21:02:20	Straylight	42.000	157	The1Eri	2.9060	9300.0	84	14254	No
254	GOM_NL__2PRFIN20041120_210716_000001462032_00172_14254_6308.N1	20-NOV-2004 21:07:16	Straylight	146.00	1	9Alp CMa	-1.4400	11000.	292	14254	No
255	GOM_NL__2PRFIN20041120_211135_000000842032_00172_14254_6309.N1	20-NOV-2004 21:11:35	Straylight	84.000	7	19Bet Ori	0.10000	14000.	168	14254	No
256	GOM_NL__2PRFIN20041120_211541_000000862032_00172_14254_6310.N1	20-NOV-2004 21:15:41	Tw_i_and_stray	85.500	30	46Eps Ori	1.6940	30000.	171	14254	No
257	GOM_NL__2PRFIN20041120_211955_000000382032_00172_14254_6311.N1	20-NOV-2004 21:19:55	Bright	38.000	105	6Bet Ari	2.6450	8900.0	76	14254	No
258	GOM_NL__2PRFIN20041120_212127_000000432032_00172_14254_6312.N1	20-NOV-2004 21:21:27	Bright	43.000	146	25Eta Tau	2.8730	15200.	86	14254	No
259	GOM_NL__2PRFIN20041120_212346_000000372032_00172_14254_6313.N1	20-NOV-2004 21:23:46	Bright	36.500	173	4Bet Tri	3.0040	8900.0	73	14254	No
260	GOM_NL__2PRFIN20041120_212550_000000382032_00172_14254_6314.N1	20-NOV-2004 21:25:50	Bright	38.000	73	57Gam1And	2.2600	13100.	76	14254	No
261	GOM_NL__2PRFIN20041120_212820_000000392032_00172_14254_6315.N1	20-NOV-2004 21:28:20	Bright	39.000	175	39Del Per	3.0100	19400.	78	14254	No
262	GOM_NL__2PRFIN20041120_213029_000000402032_00172_14254_6316.N1	20-NOV-2004 21:30:29	Bright	39.500	68	18Alp Cas	2.2250	4500.0	79	14254	No
263	GOM_NL__2PRFIN20041120_213140_000000392032_00172_14254_6317.N1	20-NOV-2004 21:31:40	Bright	38.500	74	11Bet Cas	2.2680	6600.0	77	14254	No
264	GOM_NL__2PRFIN20041120_213356_000000592032_00172_14254_6318.N1	20-NOV-2004 21:33:56	Bright	58.500	42	34Bet Aur	1.9000	10200.	117	14254	No
265	GOM_NL__2PRFIN20041120_213904_000000372032_00172_14254_6319.N1	20-NOV-2004 21:39:04	Bright	36.500	49	1Alp UMi	1.9900	6300.0	73	14254	No
266	GOM_NL__2PRFIN20041120_214334_000000422032_00172_14254_6320.N1	20-NOV-2004 21:43:34	Bright	41.500	60	7Bet UMi	2.0810	3950.0	83	14254	No
267	GOM_NL__2PRFIN20041120_214543_000000402032_00172_14254_6321.N1	20-NOV-2004 21:45:43	Bright	39.500	119	14Eta Dra	2.7270	4700.0	79	14254	No
268	GOM_NL__2PRFIN20041120_214805_000000432032_00172_14254_6322.N1	20-NOV-2004 21:48:05	Bright	42.500	82	48Bet UMa	2.3650	10600.	85	14254	No
269	GOM_NL__2PRFIN20041120_214931_000000432032_00172_14254_6323.N1	20-NOV-2004 21:49:31	Bright	42.500	87	64Gam UMa	2.4330	11000.	85	14254	No
270	GOM_NL__2PRFIN20041120_215217_000000482032_00172_14254_6324.N1	20-NOV-2004 21:52:17	Bright	47.500	174	52Psi UMa	3.0040	4400.0	95	14254	No
271	GOM_NL__2PRFIN20041120_215420_000000382032_00172_14254_6325.N1	20-NOV-2004 21:54:20	Bright	38.000	152	12Alp2CVn	2.8900	11000.	76	14254	No
272	GOM_NL__2PRFIN20041120_215629_000000392032_00172_14254_6326.N1	20-NOV-2004 21:56:29	Bright	39.000	83		2.3780	11000.	78	14254	No
273	GOM_NL__2PRFIN20041120_215903_000000362032_00172_14254_6327.N1	20-NOV-2004 21:59:03	Bright	35.500	3	16Alp Boo	-0.050000	4250.0	71	14254	No
274	GOM_NL__2PRFIN20041120_220137_000000532032_00172_14254_6328.N1	20-NOV-2004 22:01:37	Bright	52.500	96	68Del Leo	2.5600	9300.0	105	14254	No
275	GOM_NL__2PRFIN20041120_220420_000001082032_00172_14254_6329.N1	20-NOV-2004 22:04:20	Tw_i_and_stray	107.50	51	41Gam1Leo	2.0100	4500.0	215	14254	No
276	GOM_NL__2PRFIN20041120_221000_000001202032_00172_14254_6330.N1	20-NOV-2004 22:10:00	Straylight	120.00	22	32Alp Leo	1.3600	15200.	240	14254	No
277	GOM_NL__2PRFIN20041120_221854_000000432032_00172_14254_6331.N1	20-NOV-2004 22:18:54	Dark	43.000	64	Gam Cen	2.2000	10600.	86	14254	No
278	GOM_NL__2PRFIN20041120_222134_000000402032_00172_14254_6332.N1	20-NOV-2004 22:21:34	Dark	39.500	20	Bet Cru	1.2530	30000.	79	14254	No

279	GOM_NL__2PRFIN20041120_222501_000000412032_00173_14255_6302.N1	20-NOV-2004 22:25:01	Dark	41.000	124	The Car	2.7640	30000.	82	14255	No
280	GOM_NL__2PRFIN20041120_222916_000000532032_00173_14255_6303.N1	20-NOV-2004 22:29:16	Dark	52.500	41	Eps Car	1.8600	4100.0	105	14255	No
281	GOM_NL__2PRFIN20041120_223149_000000622032_00173_14255_6304.N1	20-NOV-2004 22:31:49	Dark	61.500	70	Zet Pup	2.2460	39000.	123	14255	No
282	GOM_NL__2PRFIN20041120_223445_000000532032_00173_14255_6305.N1	20-NOV-2004 22:34:45	Dark	53.000	2	Alp Car	-0.73600	7000.0	106	14255	No
283	GOM_NL__2PRFIN20041120_223946_000000842032_00173_14255_6306.N1	20-NOV-2004 22:39:46	Dark	84.000	23	21Eps CMa	1.5020	26000.	168	14255	No
284	GOM_NL__2PRFIN20041120_224257_000000412032_00173_14255_6307.N1	20-NOV-2004 22:42:57	Straylight	41.000	157	The1Eri	2.9060	9300.0	82	14255	No
285	GOM_NL__2PRFIN20041120_224716_000000932032_00173_14255_6308.N1	20-NOV-2004 22:47:16	Straylight	93.000	47	2Bet CMa	1.9760	28000.	186	14255	No
286	GOM_NL__2PRFIN20041120_225004_000000522032_00173_14255_6309.N1	20-NOV-2004 22:50:04	Straylight	52.000	165	34Gam Eri	2.9500	3200.0	104	14255	No
287	GOM_NL__2PRFIN20041120_225211_000000822032_00173_14255_6310.N1	20-NOV-2004 22:52:11	Straylight	82.000	7	19Bet Ori	0.10000	14000.	164	14255	No
288	GOM_NL__2PRFIN20041120_225616_000000852032_00173_14255_6311.N1	20-NOV-2004 22:56:16	Tw_i_and_stray	84.500	30	46Eps Ori	1.6940	30000.	169	14255	No
289	GOM_NL__2PRFIN20041120_230031_000000362032_00173_14255_6312.N1	20-NOV-2004 23:00:31	Bright	36.000	105	6Bet Ari	2.6450	8900.0	72	14255	No
290	GOM_NL__2PRFIN20041120_230202_000000432032_00173_14255_6313.N1	20-NOV-2004 23:02:02	Bright	42.500	146	25Eta Tau	2.8730	15200.	85	14255	No
291	GOM_NL__2PRFIN20041120_230422_000000372032_00173_14255_6314.N1	20-NOV-2004 23:04:22	Bright	37.000	173	4Bet Tri	3.0040	8900.0	74	14255	No
292	GOM_NL__2PRFIN20041120_230626_000000402032_00173_14255_6315.N1	20-NOV-2004 23:06:26	Bright	39.500	73	57Gam1And	2.2600	13100.	79	14255	No
293	GOM_NL__2PRFIN20041120_230855_000000402032_00173_14255_6316.N1	20-NOV-2004 23:08:55	Bright	39.500	175	39Del Per	3.0100	19400.	79	14255	No
294	GOM_NL__2PRFIN20041120_231105_000000402032_00173_14255_6317.N1	20-NOV-2004 23:11:05	Bright	39.500	68	18Alp Cas	2.2250	4500.0	79	14255	No
295	GOM_NL__2PRFIN20041120_231215_000000392032_00173_14255_6318.N1	20-NOV-2004 23:12:15	Bright	38.500	74	11Bet Cas	2.2680	6600.0	77	14255	No
296	GOM_NL__2PRFIN20041120_231431_000000592032_00173_14255_6319.N1	20-NOV-2004 23:14:31	Bright	59.000	42	34Bet Aur	1.9000	10200.	118	14255	No
297	GOM_NL__2PRFIN20041120_231940_000000382032_00173_14255_6320.N1	20-NOV-2004 23:19:40	Bright	38.000	49	1Alp UMi	1.9900	6300.0	76	14255	No
298	GOM_NL__2PRFIN20041120_232410_000000382032_00173_14255_6321.N1	20-NOV-2004 23:24:10	Bright	38.000	60	7Bet UMi	2.0810	3950.0	76	14255	No
299	GOM_NL__2PRFIN20041120_232620_000000382032_00173_14255_6322.N1	20-NOV-2004 23:26:20	Bright	37.500	119	14Eta Dra	2.7270	4700.0	75	14255	No
300	GOM_NL__2PRFIN20041120_232840_000000452032_00173_14255_6323.N1	20-NOV-2004 23:28:40	Bright	44.500	82	48Bet UMa	2.3650	10600.	89	14255	No
301	GOM_NL__2PRFIN20041120_233006_000000432032_00173_14255_6324.N1	20-NOV-2004 23:30:06	Bright	43.000	87	64Gam UMa	2.4330	11000.	86	14255	No
302	GOM_NL__2PRFIN20041120_233253_000000492032_00173_14255_6325.N1	20-NOV-2004 23:32:53	Bright	48.500	174	52Psi UMa	3.0040	4400.0	97	14255	No
303	GOM_NL__2PRFIN20041120_233456_000000382032_00173_14255_6326.N1	20-NOV-2004 23:34:56	Bright	37.500	152	12Alp2CVn	2.8900	11000.	75	14255	No
304	GOM_NL__2PRFIN20041120_233707_000000382032_00173_14255_6327.N1	20-NOV-2004 23:37:07	Bright	37.500	83		2.3780	11000.	75	14255	No
305	GOM_NL__2PRFIN20041120_233939_000000352032_00173_14255_6328.N1	20-NOV-2004 23:39:39	Bright	35.000	3	16Alp Boo	-0.050000	4250.0	70	14255	No
306	GOM_NL__2PRFIN20041120_234213_000000552032_00173_14255_6329.N1	20-NOV-2004 23:42:13	Bright	55.000	96	68Del Leo	2.5600	9300.0	110	14255	No
307	GOM_NL__2PRFIN20041120_234458_000001092032_00173_14255_6330.N1	20-NOV-2004 23:44:58	Tw_i_and_stray	108.50	51	41Gam1Leo	2.0100	4500.0	217	14255	No
308	GOM_NL__2PRFIN20041120_235038_000001342032_00173_14255_6331.N1	20-NOV-2004 23:50:38	Straylight	133.50	22	32Alp Leo	1.3600	15200.	267	14255	No
309	GOM_NL__2PRFIN20041120_235930_000000412032_00173_14255_6332.N1	20-NOV-2004 23:59:30	Dark	41.000	64	Gam Cen	2.2000	10600.	82	14255	No

### 3. Quality information per product

In this section it is plotted some information contained in the Quality Summary data set of the level 2 products. Only products in dark limb conditions and without errors (error flag in the MPH set to "0") are used.

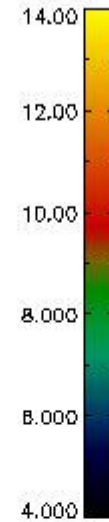
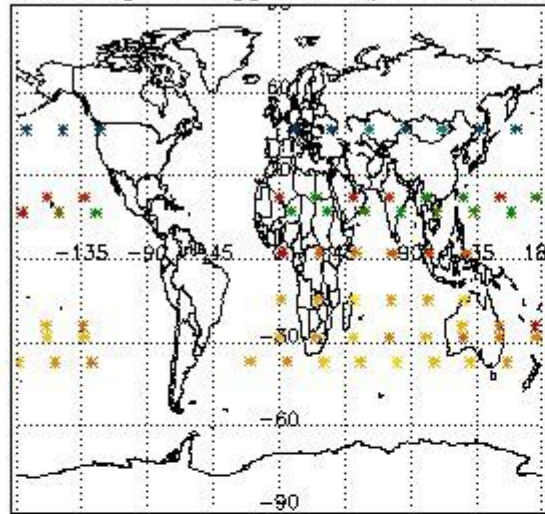
#### 3.1 Plot quality information per product (time dependant)



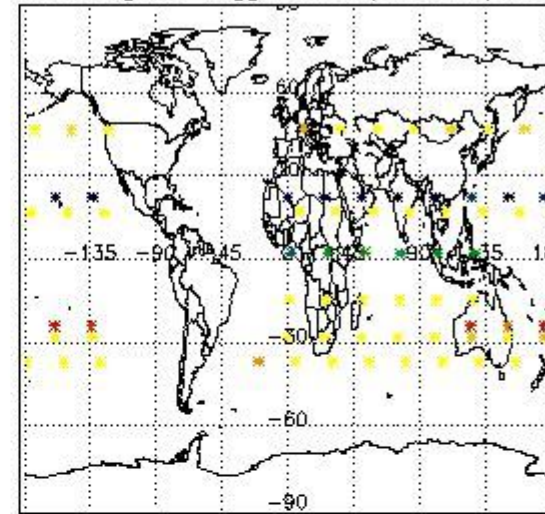
3.2 Plot quality information per product (world map)



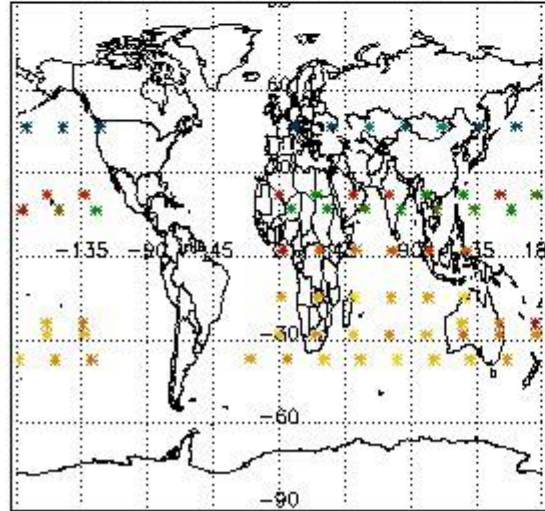
Percentage of flagged data per O3 profile



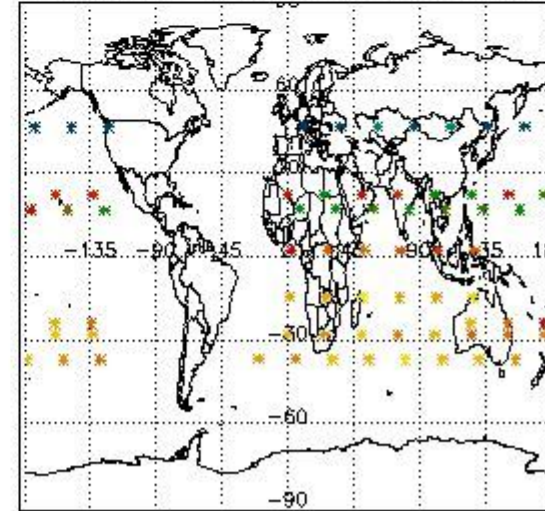
Percentage of flagged data per H2O profile



Percentage of flagged data per NO2 profile



Percentage of flagged data per NO3 profile



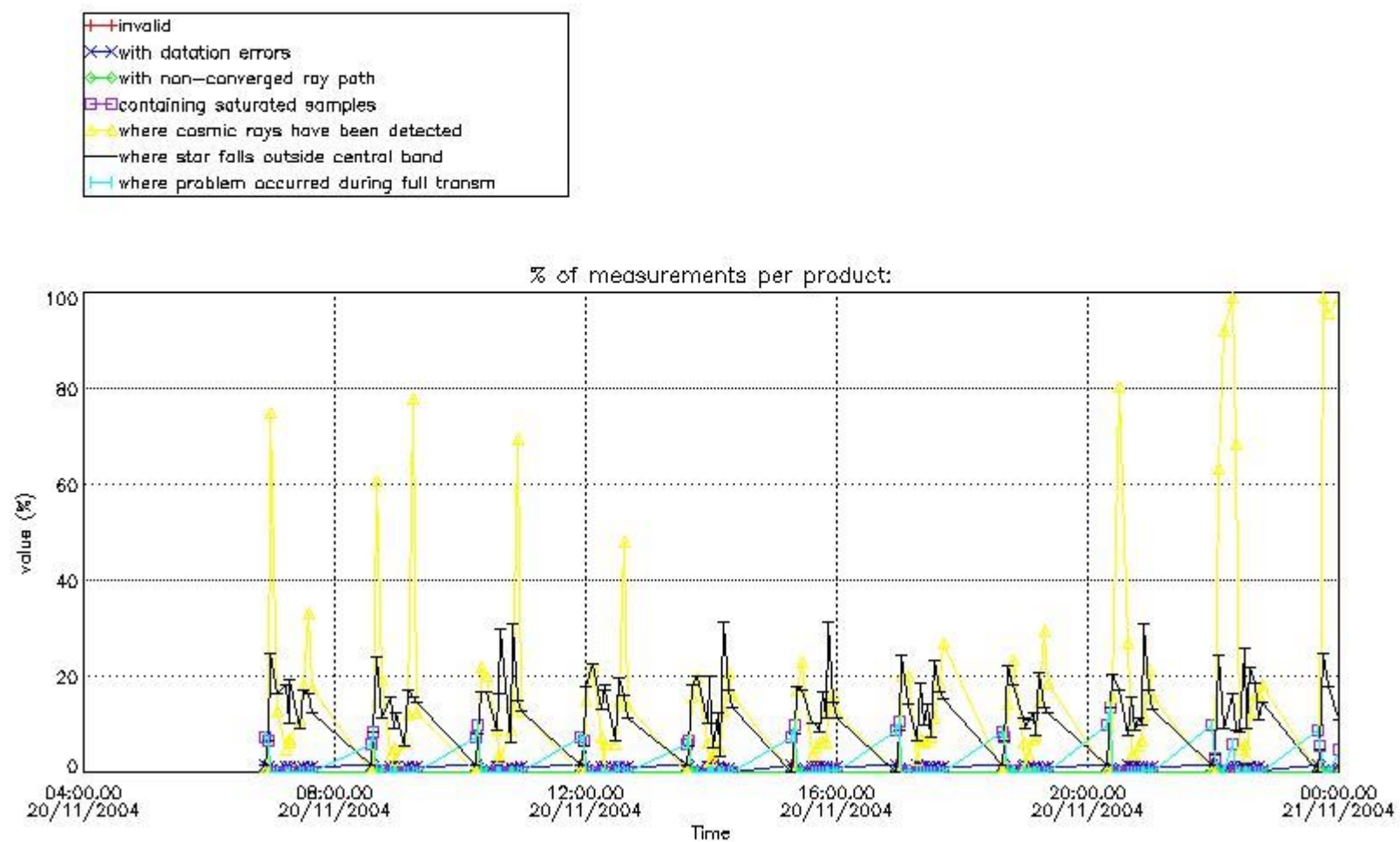
#### 4. Level 1 quality information per product

In this section it is plotted some information contained in the Quality Summary data set of the level 2 products that comes from the level 1b processing. Products without errors (error flag in the MPH set to "0") are used.

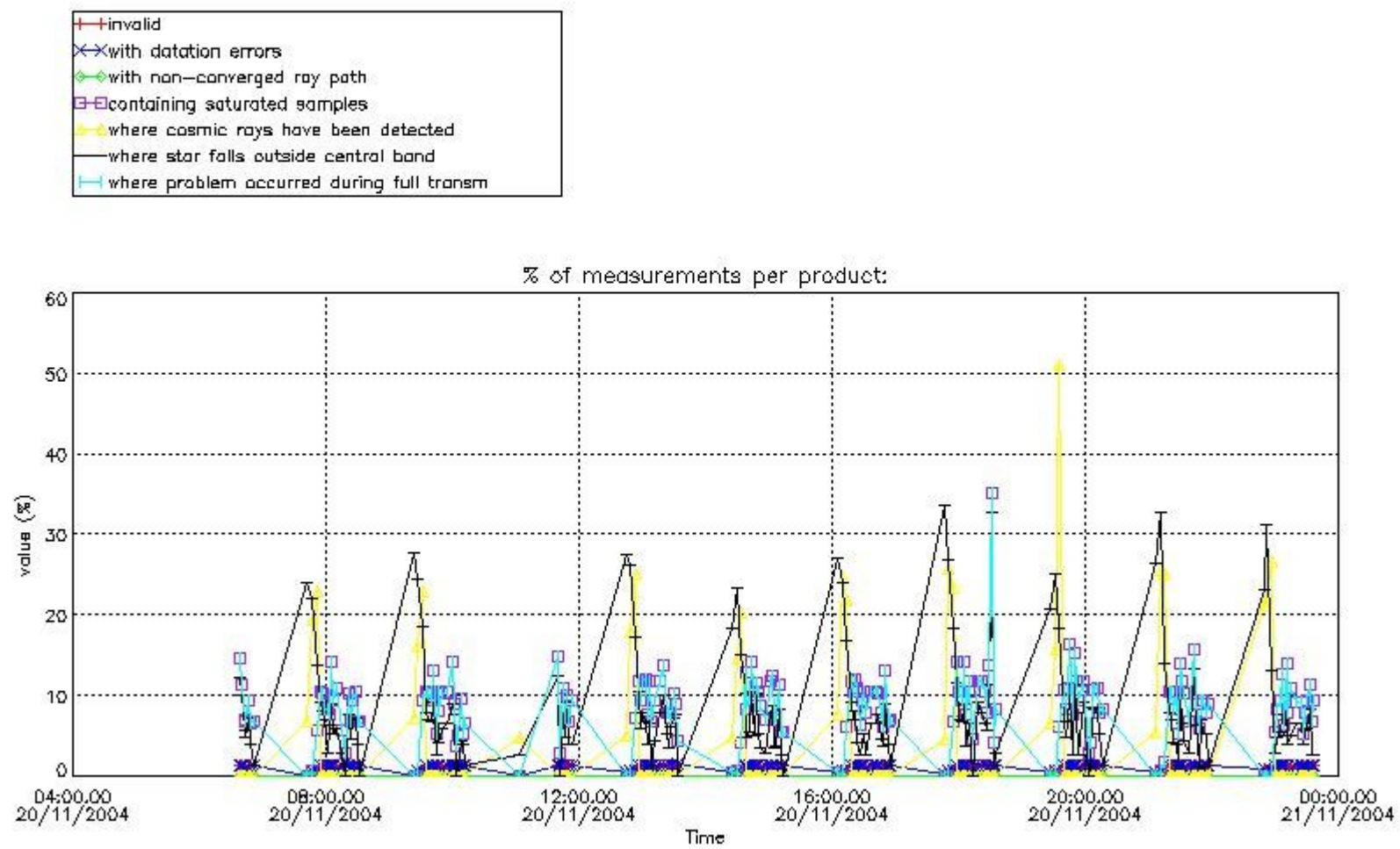
##### 4.1 Plot quality information per product (time dependant) coming from level 1b processing

###### 4.1.1 Plot level 1 quality information per product (time dependant): ENVISAT ASCENDING passes





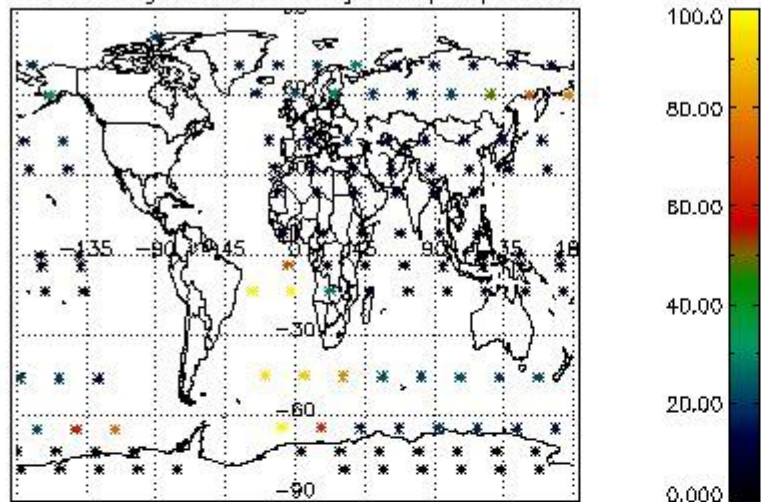
4.1.2 Plot level 1 quality information per product (time dependant): ENVI SAT DESCENDING passes



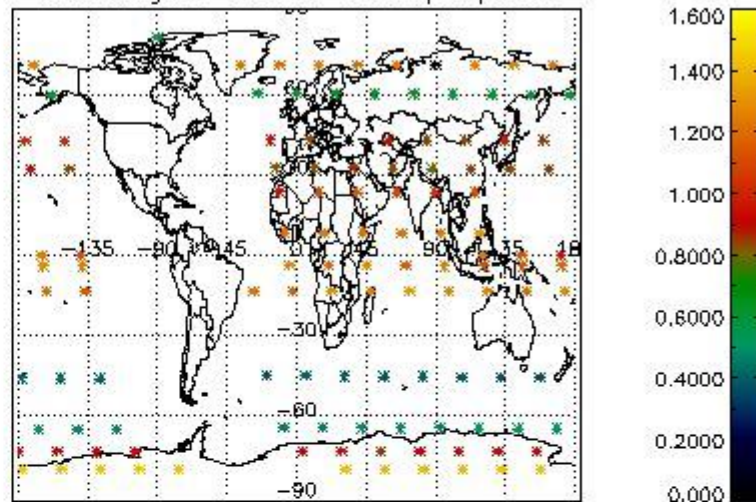
#### 4.2 Plot quality information per product coming from level 1b processing (world map)

##### 4.2.1 Plot level 1 quality information per product (world map): ENVISAT ASCENDING passes

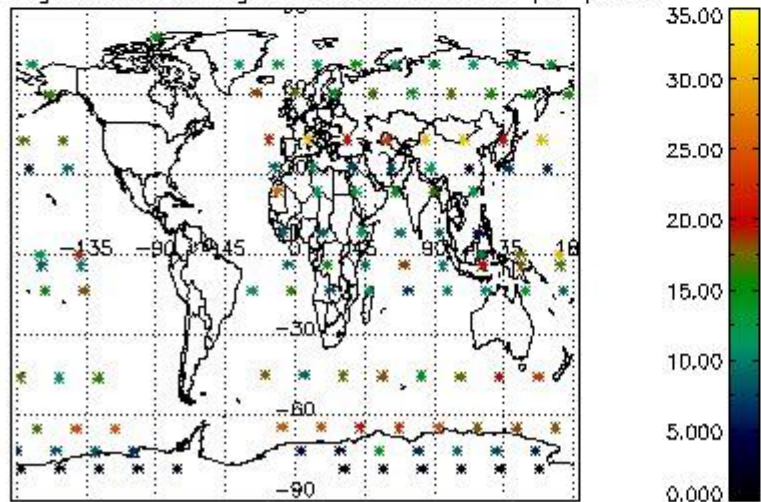
Percentage of cosmic ray hits per profile



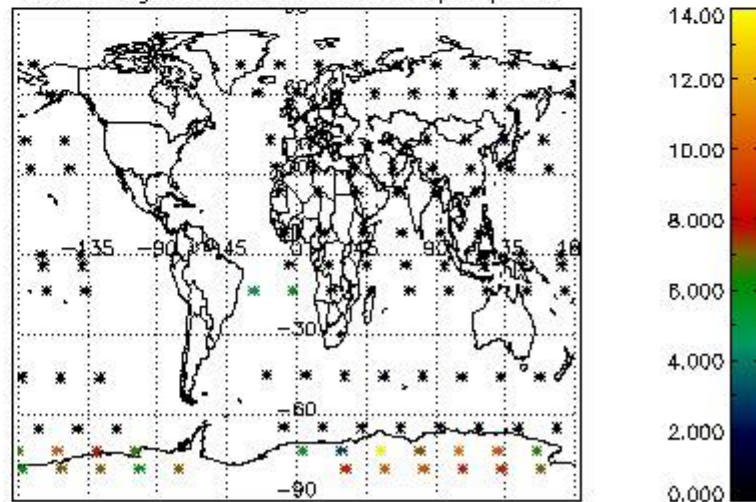
Percentage of datation errors per profile



Percentage of star falling outside central band per profile

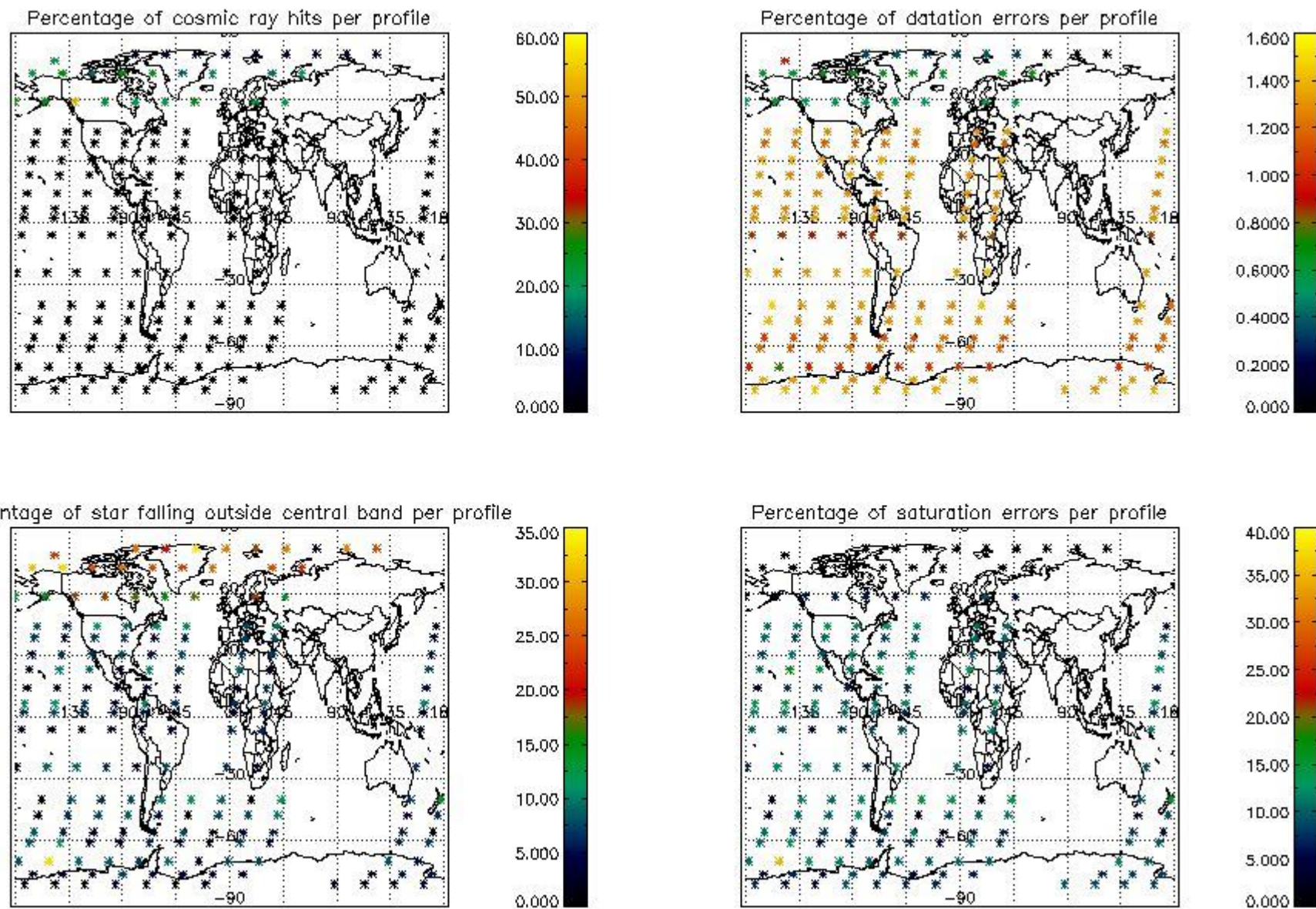


Percentage of saturation errors per profile



4.2.2 Plot level 1 quality information per product (world map): ENVISAT DESCENDING passes





## 5. Trace gas profiles

### 5.1 Ozone statistics based on quality of products

The final quality of the products can be "measured" using the STD (Standard Deviation) attached to every point profile. This information is written to the parameter GOM\_NL\_\_2P/NL\_LOCAL\_SPECIES\_DENSITY/o3\_std of the level 2 products. The table below shows the statistics for given STD ranges.

The statistics are given with respect to the overall valid production:

- Products without fatal errors: GOM\_NL\_\_2P/MPH/PRODUCT\_ERR=0
- Valid point profile: GOM\_NL\_\_2P/NL\_LOCAL\_SPECIES\_DENSITY/pcd(0)=0

The 'Criteria' is applied to valid points of dark limb products:

- Products in dark limb illumination condition: GOM\_NL\_\_2P/NL\_SUMMARY\_QUALITY/obs\_ill\_cond=0
- Products without fatal errors: GOM\_NL\_\_2P/MPH/PRODUCT\_ERR=0
- Valid point profile: GOM\_NL\_\_2P/NL\_LOCAL\_SPECIES\_DENSITY/pcd(0)=0

So, the table below shows the percentage of dark limb and valid observations for each criteria with respect to the overall valid daily observations.

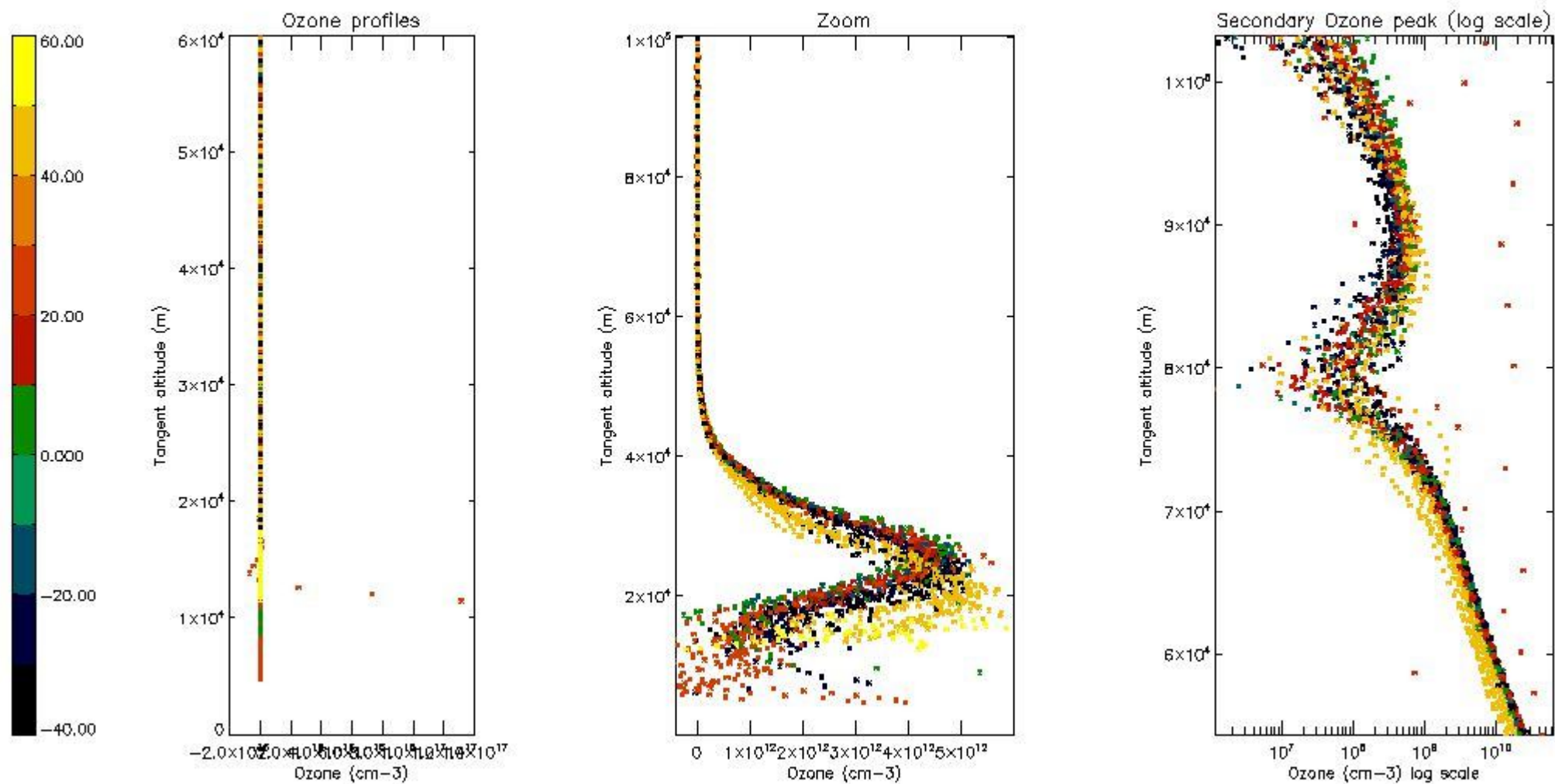
Criteria	% of total production
All STD	21
STD < 20	15



STD < 10	13
STD < 5	11

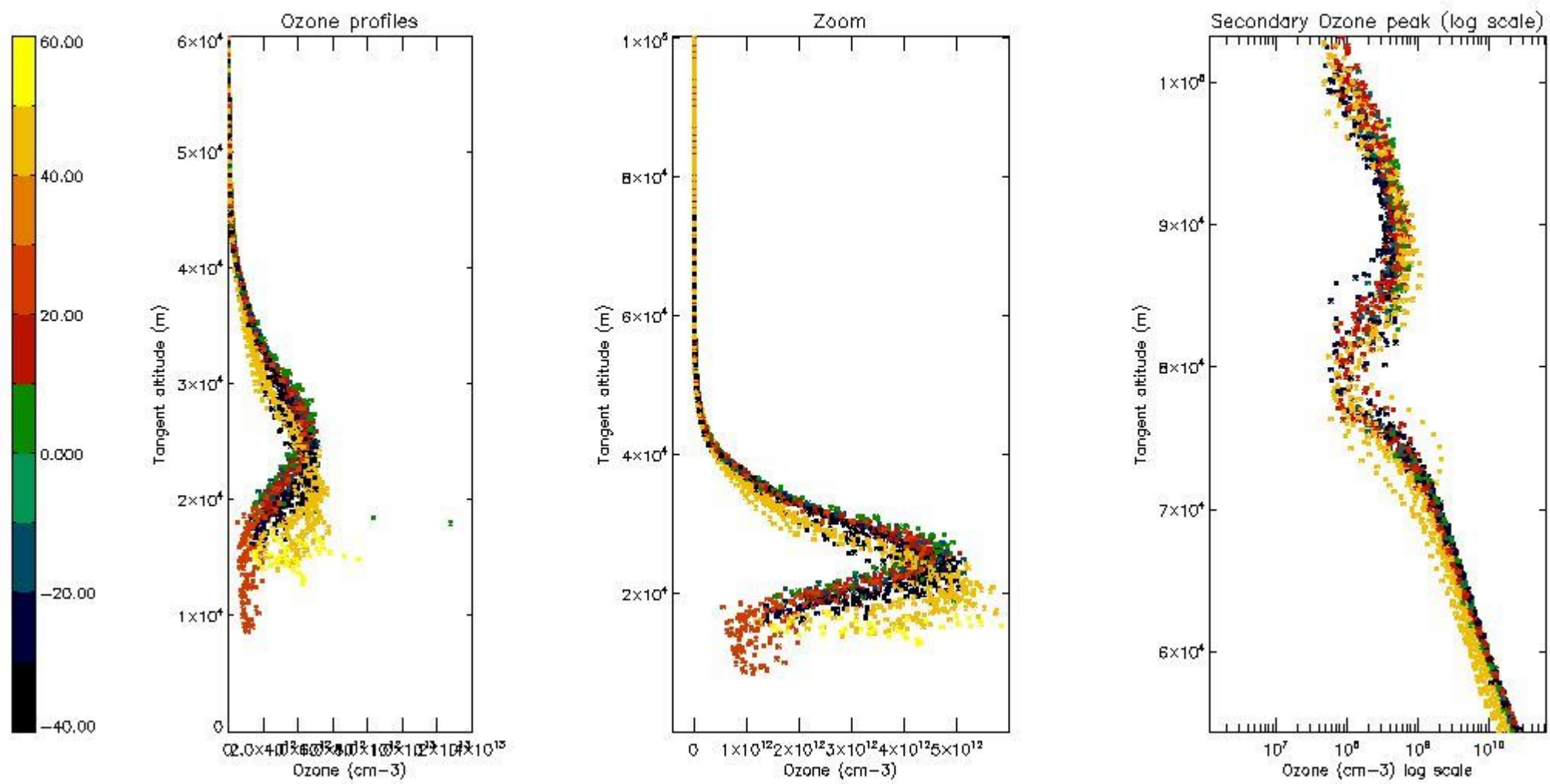
5.2 Plot ozone profiles for all STD (dark without errors)

The colorbar represents the latitude.



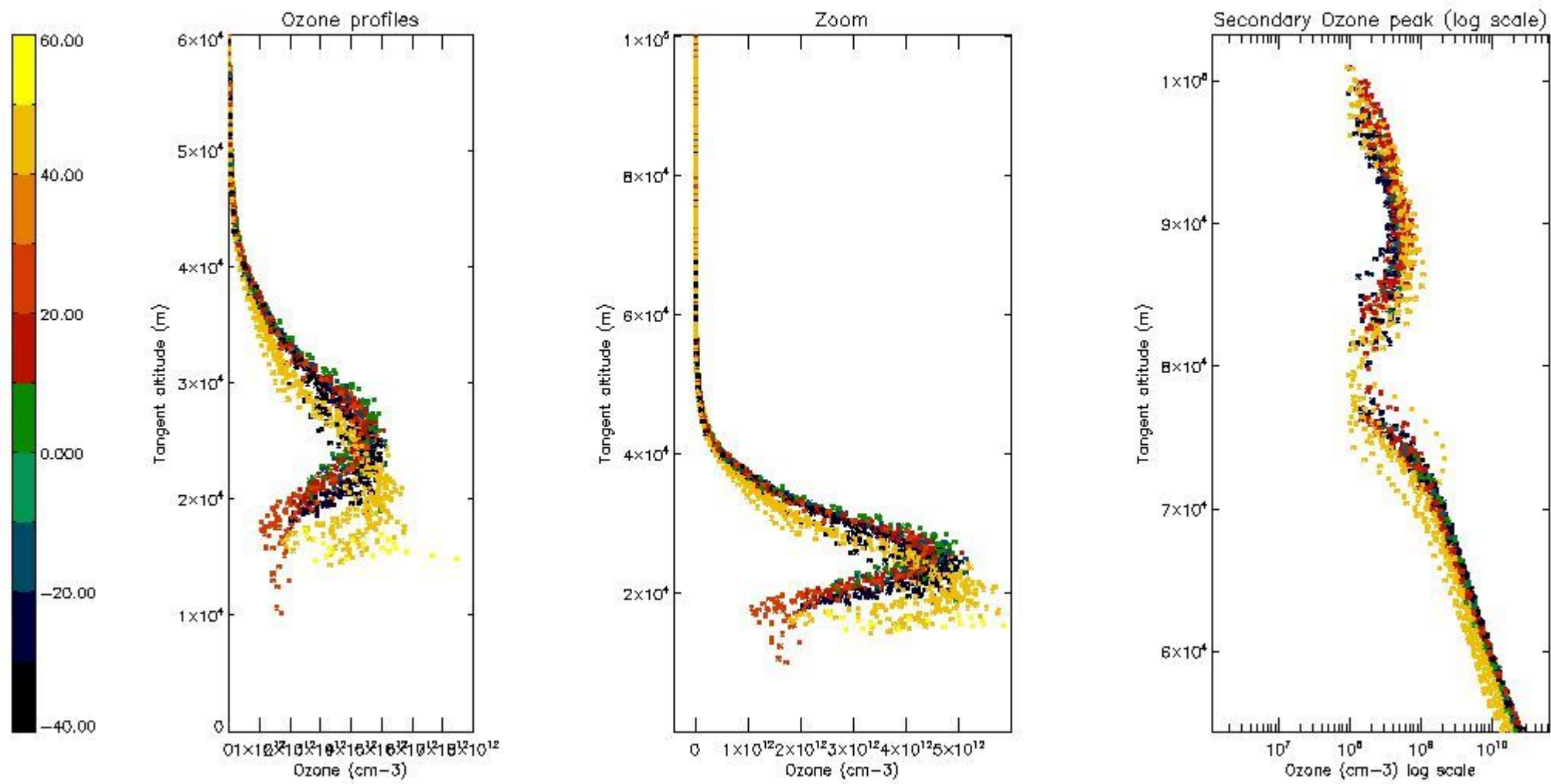
5.3 Plot ozone profiles where STD < 20% (dark without errors)

The colorbar represents the latitude.



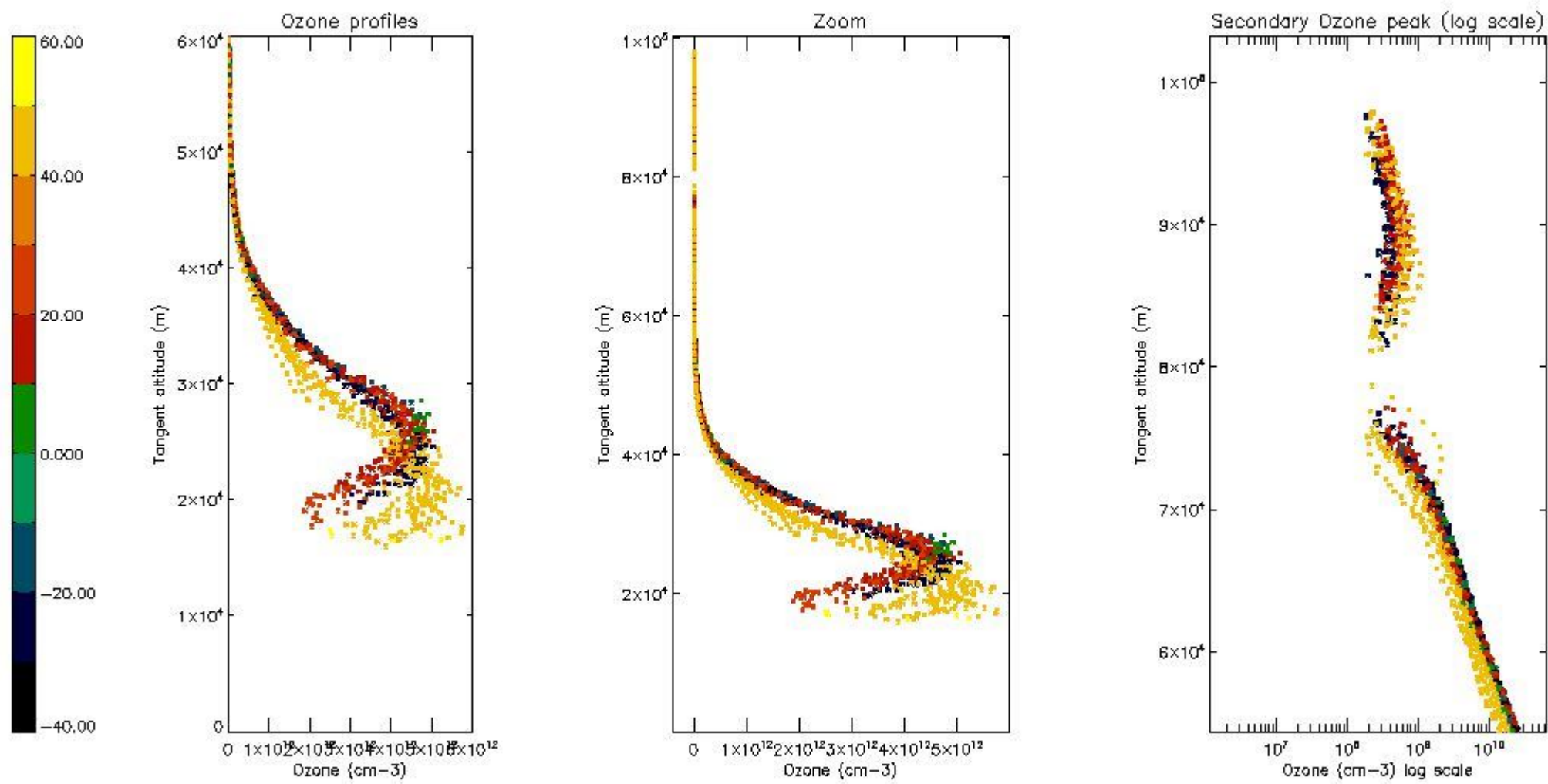
*5.4 Plot ozone profiles where STD < 10% (dark without errors)*

The colorbar represents the latitude.



*5.5 Plot ozone profiles where STD < 5% (dark without errors)*

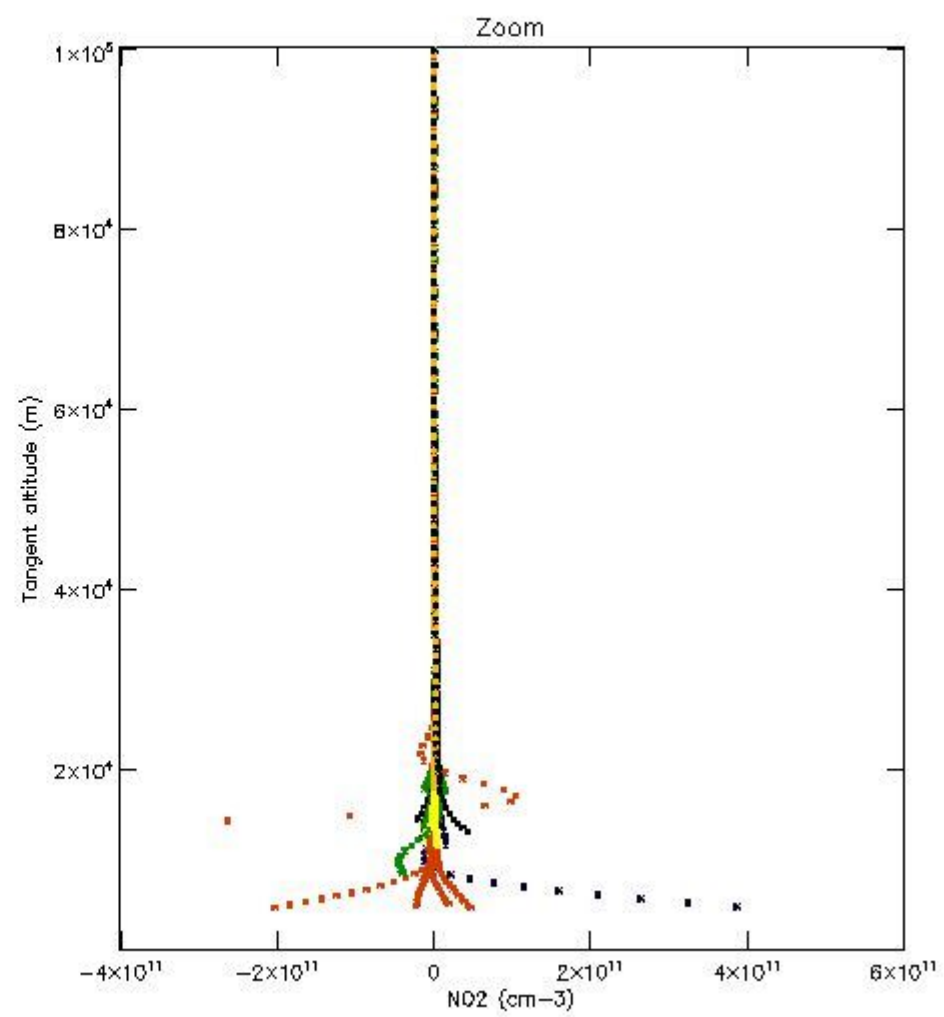
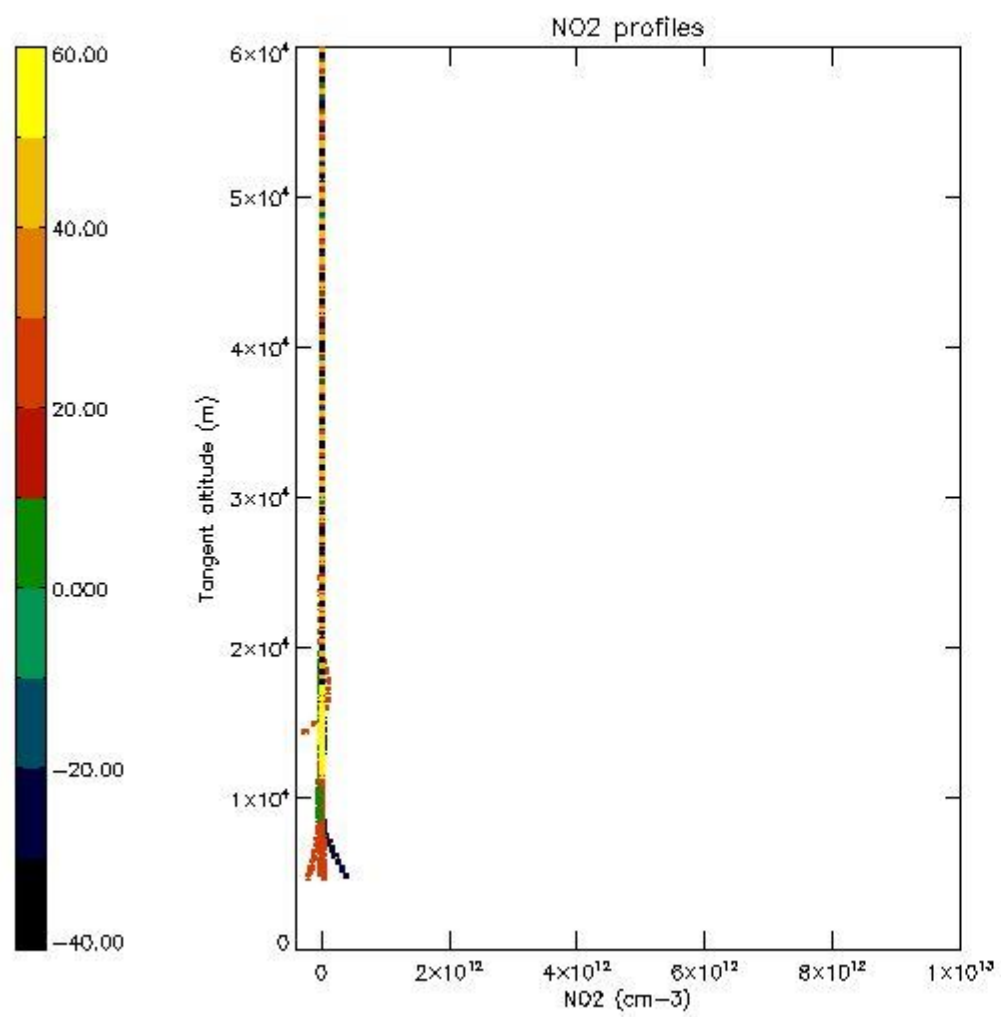
The colorbar represents the latitude.

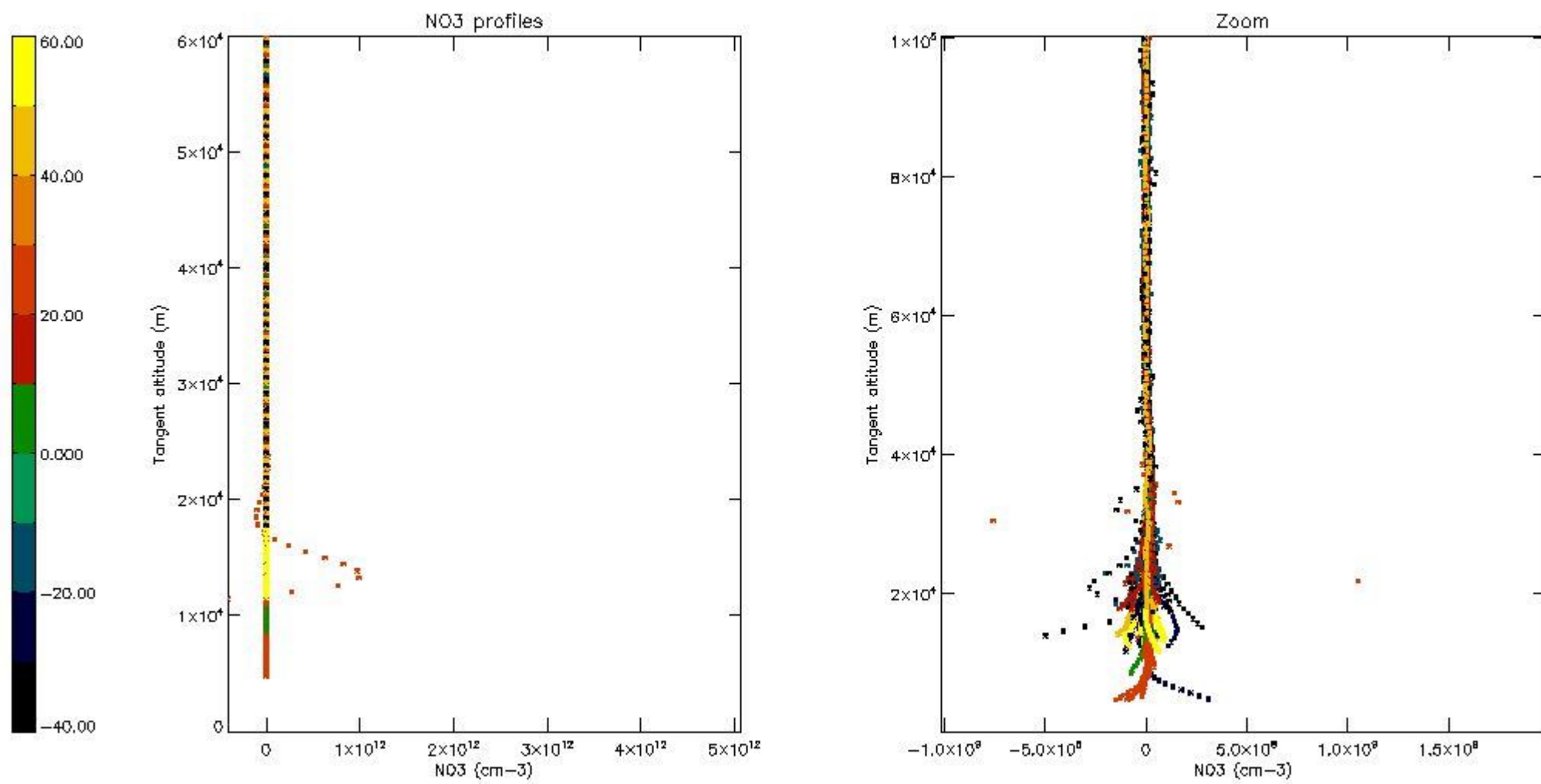


*5.6 Plot NO<sub>2</sub> profiles for all STD (dark without errors)*

The colorbar represents the latitude.

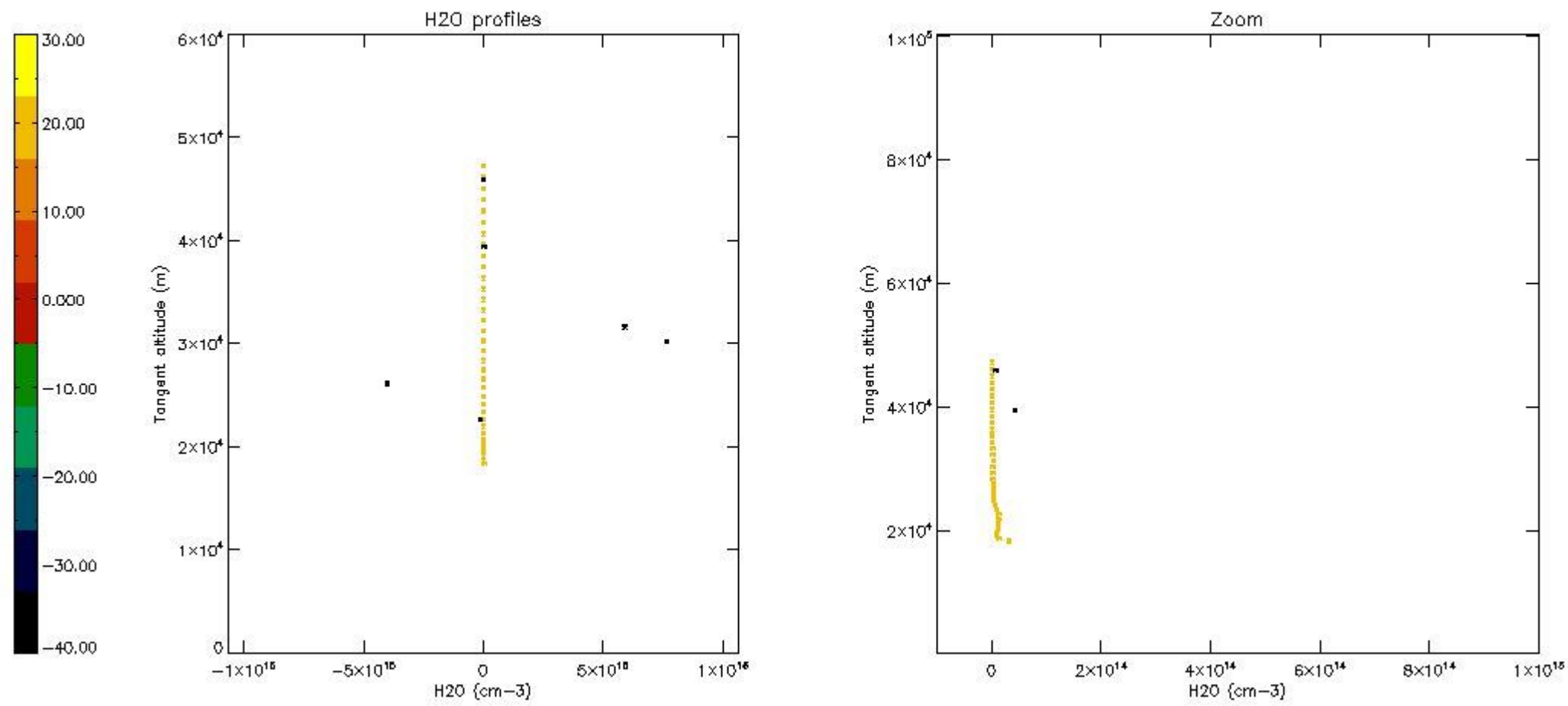






*5.8 Plot H<sub>2</sub>O profiles for all STD (only for occultations of stars 1,2,3,4,13,14,16,26,63 dark without errors)*

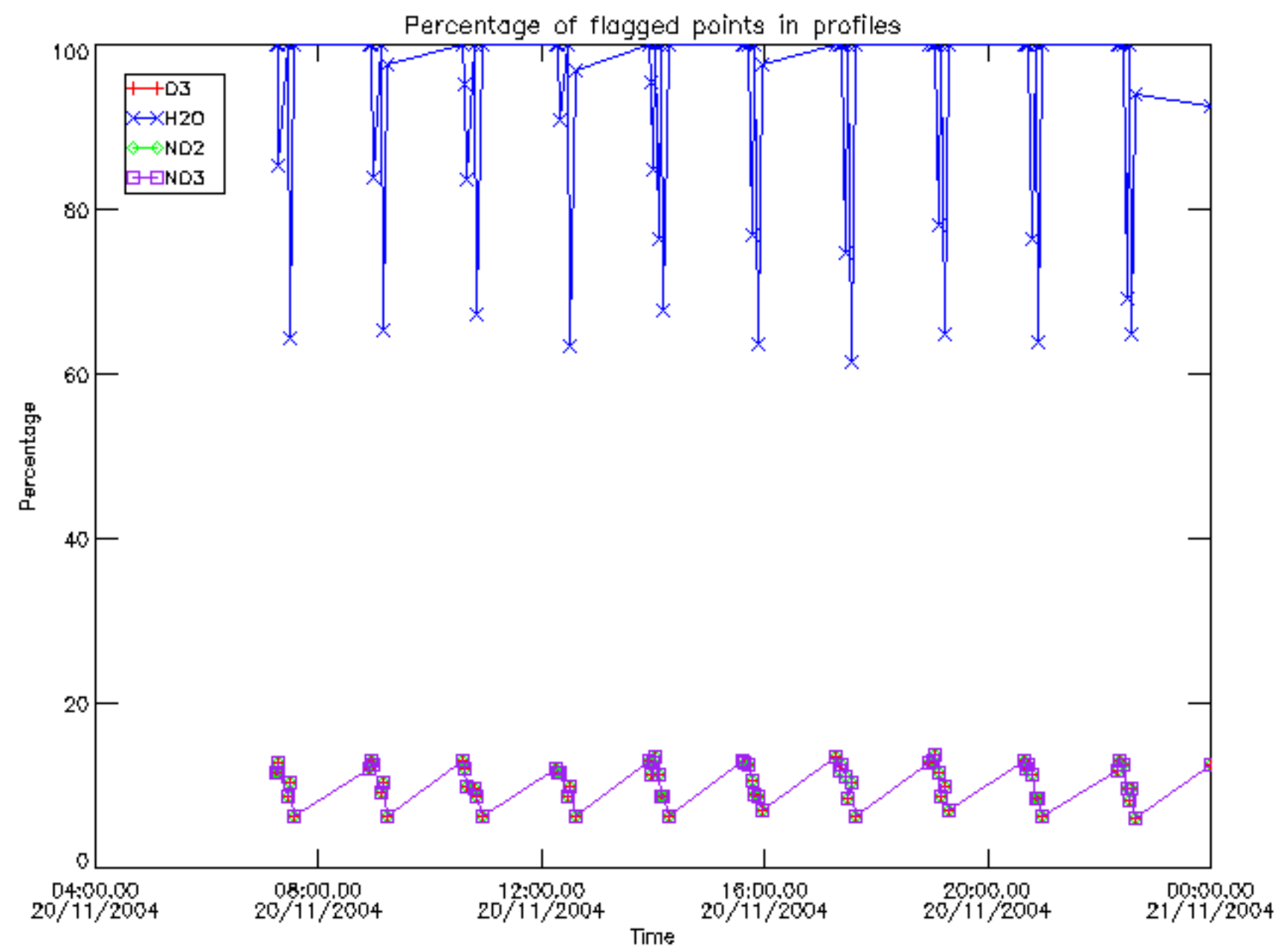
The colorbar represents the latitude.



## 6. Auxiliary Data Files used for the production reported in section 2

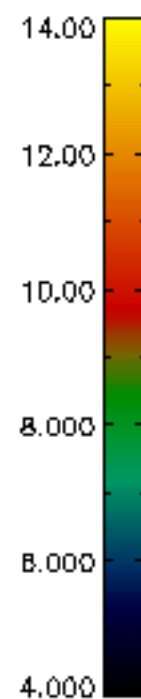
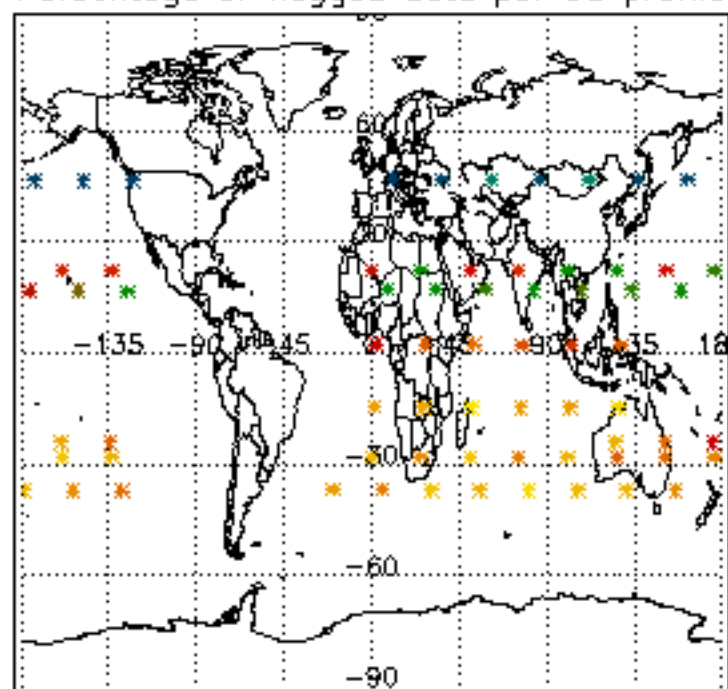
The number reported in the third column indicates since which file (see list in section 2) the corresponding auxiliary file has been used. The fourth column is the date of those product files.

Type	Auxiliary Filename	Used since product	Used since product date
INST_PHYS_CHARACTERISTICS	GOM_INS_AXVIEC20091111_143220_20030716_120000_20500101_000000	1	20-NOV-2004 06:38:10
LEVEL-2_PROC_CONFIG	GOM_PR2_AXVIEC20091111_152718_20020301_000000_20500101_000000	1	20-NOV-2004 06:38:10
CROSS_SECTIONS_FILE	GOM_CRS_AXVIEC20091111_154832_20020301_000000_20500101_000000	1	20-NOV-2004 06:38:10

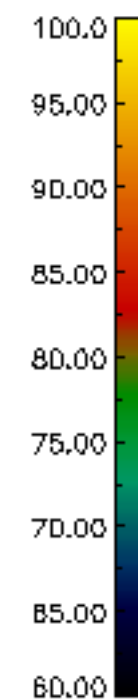
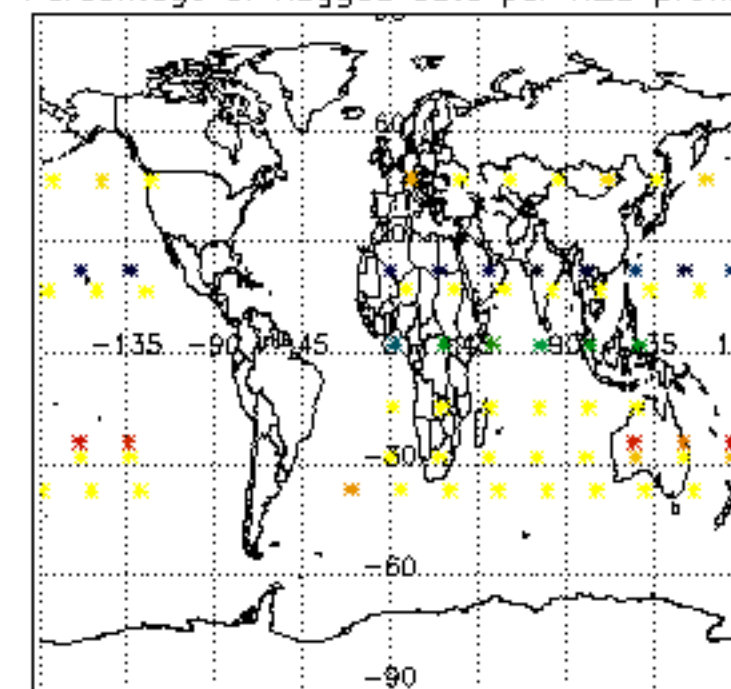




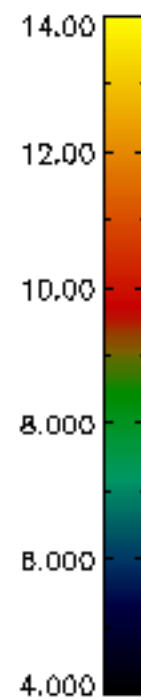
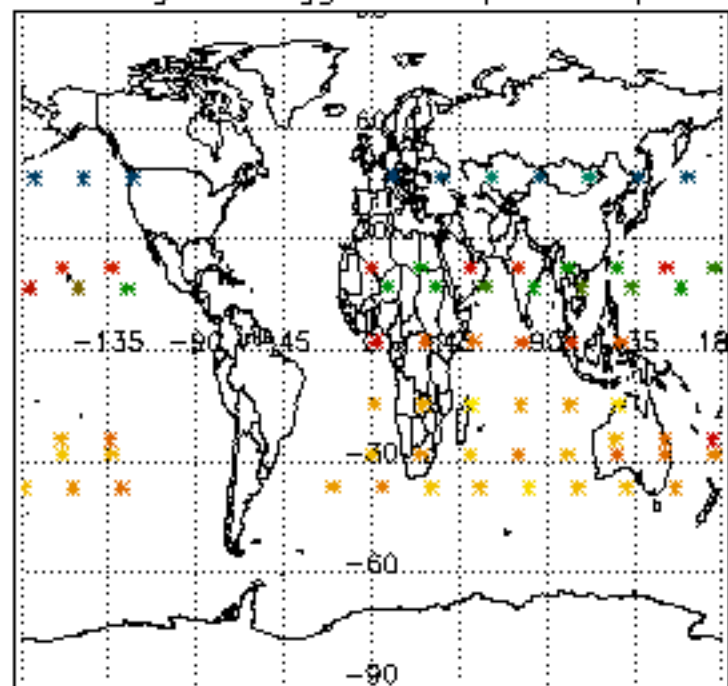
Percentage of flagged data per D3 profile



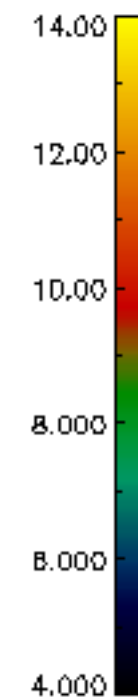
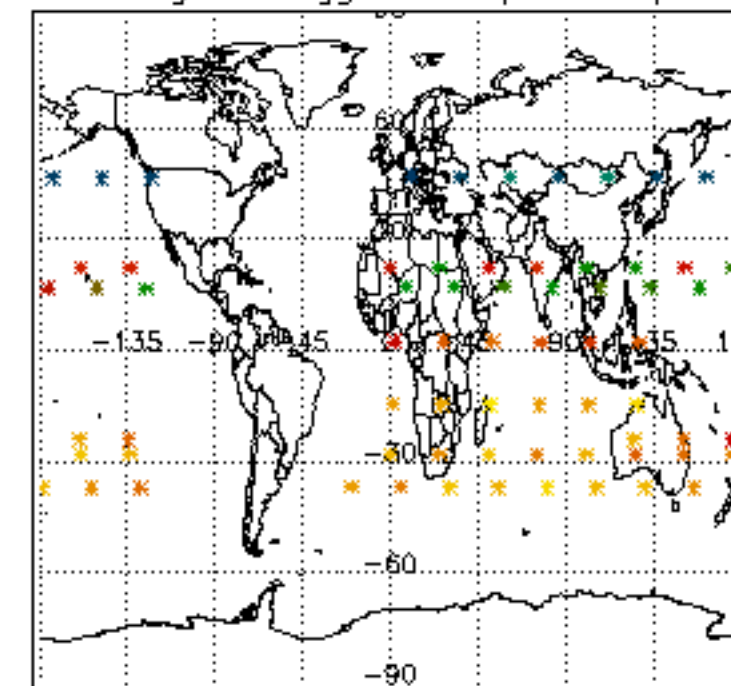
Percentage of flagged data per H2O profile

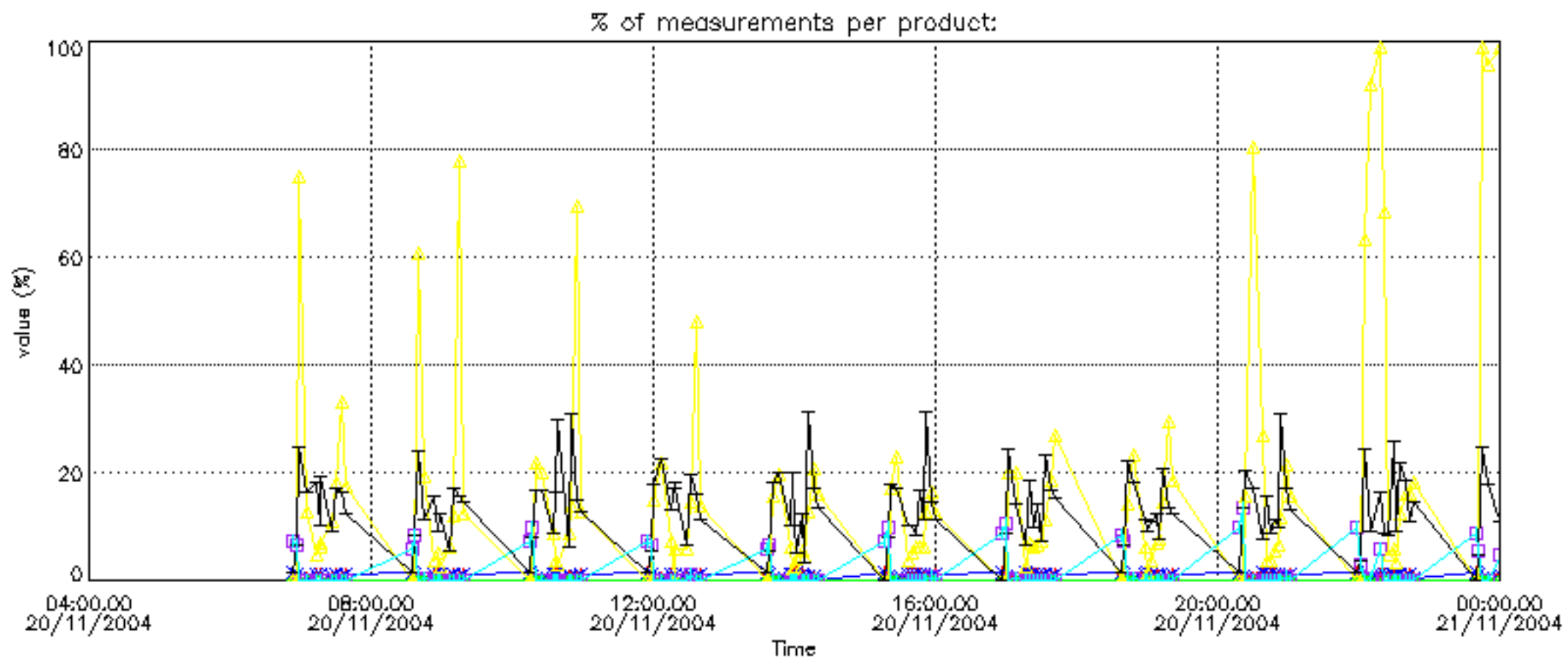


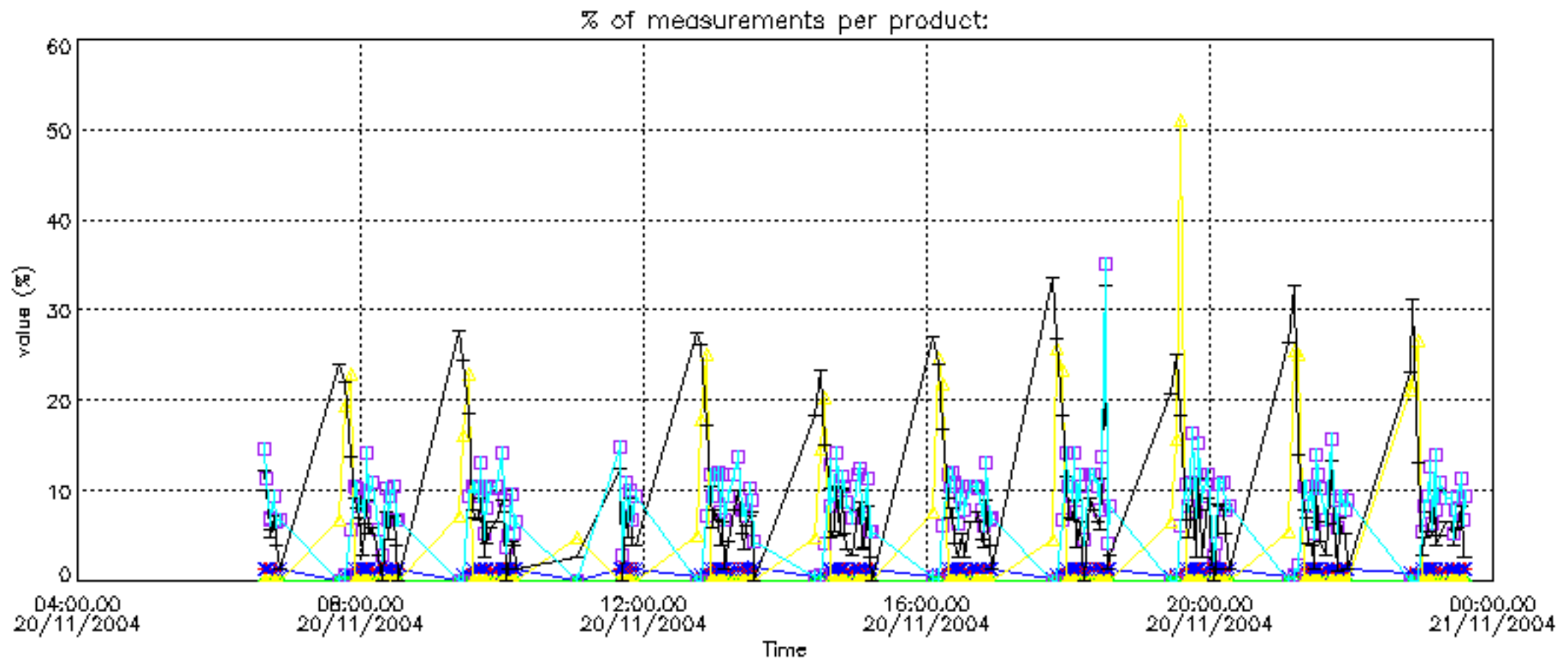
Percentage of flagged data per NO2 profile



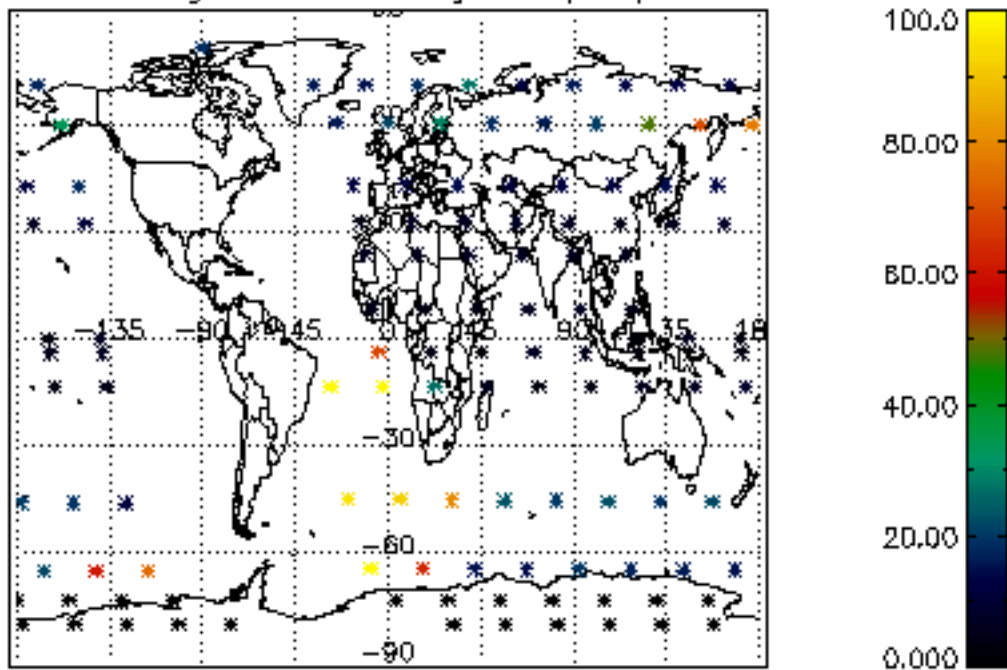
Percentage of flagged data per NO3 profile



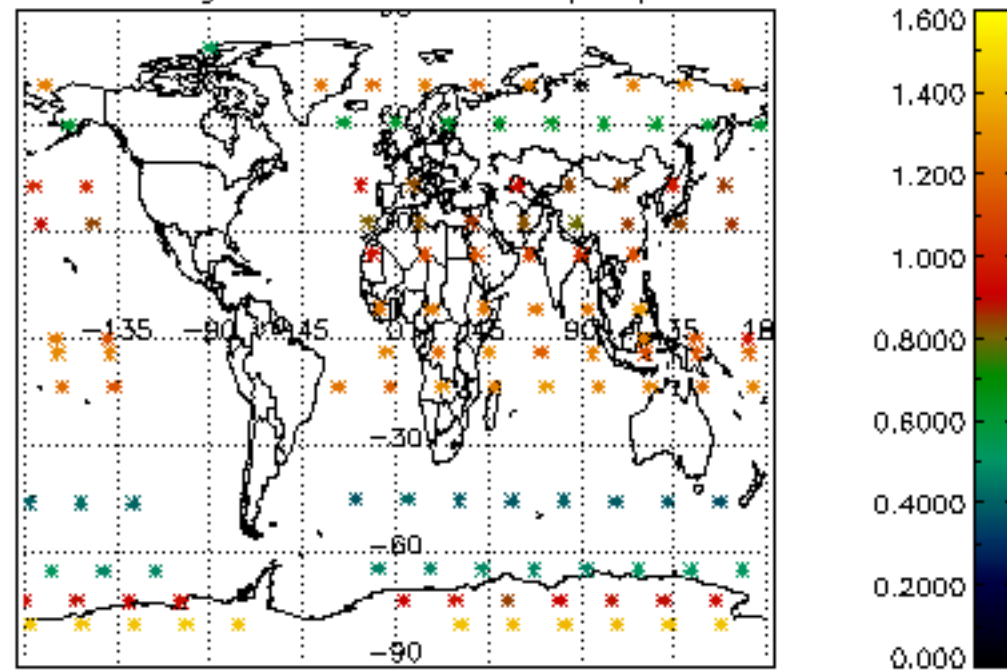




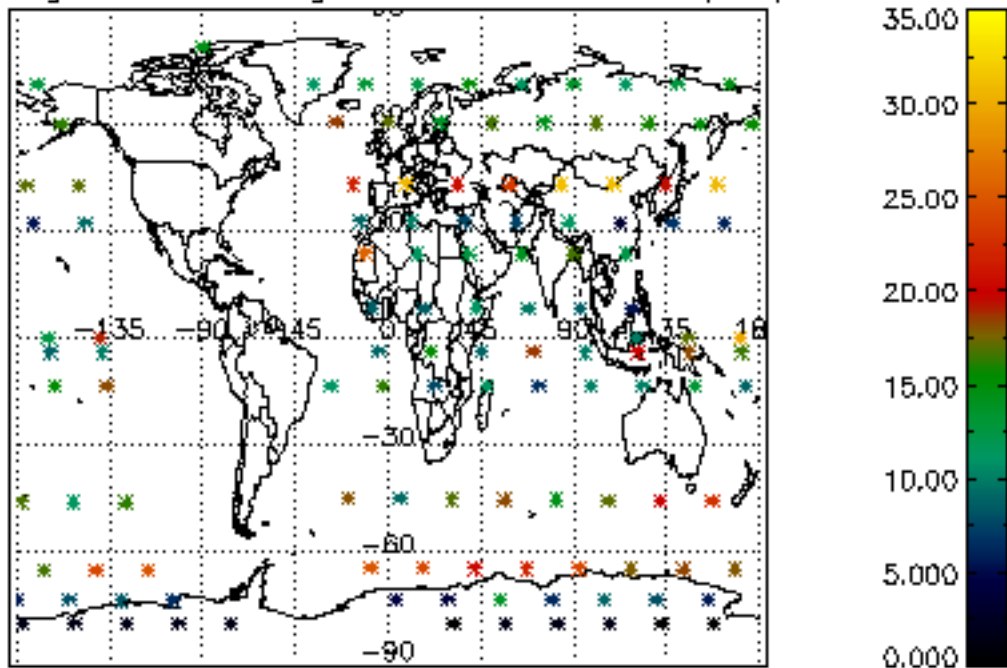
Percentage of cosmic ray hits per profile



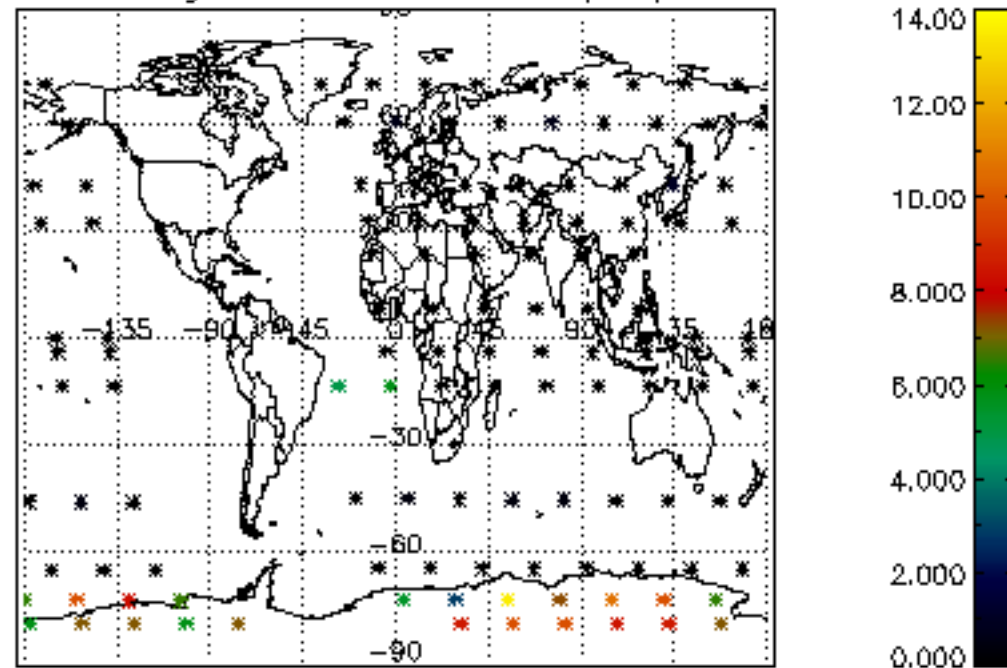
Percentage of datation errors per profile



Percentage of star falling outside central band per profile

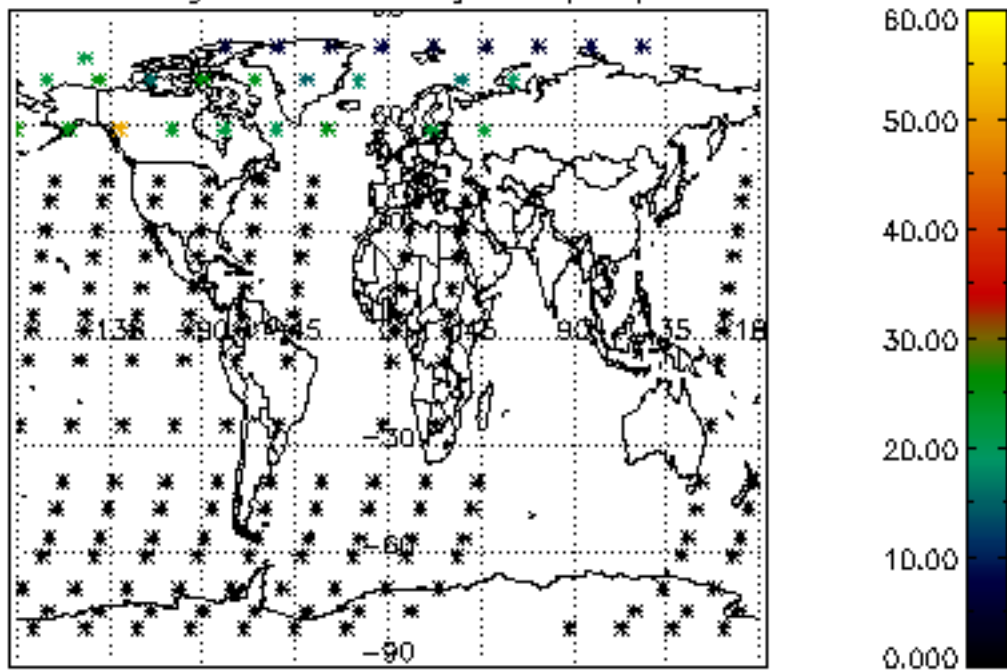


Percentage of saturation errors per profile

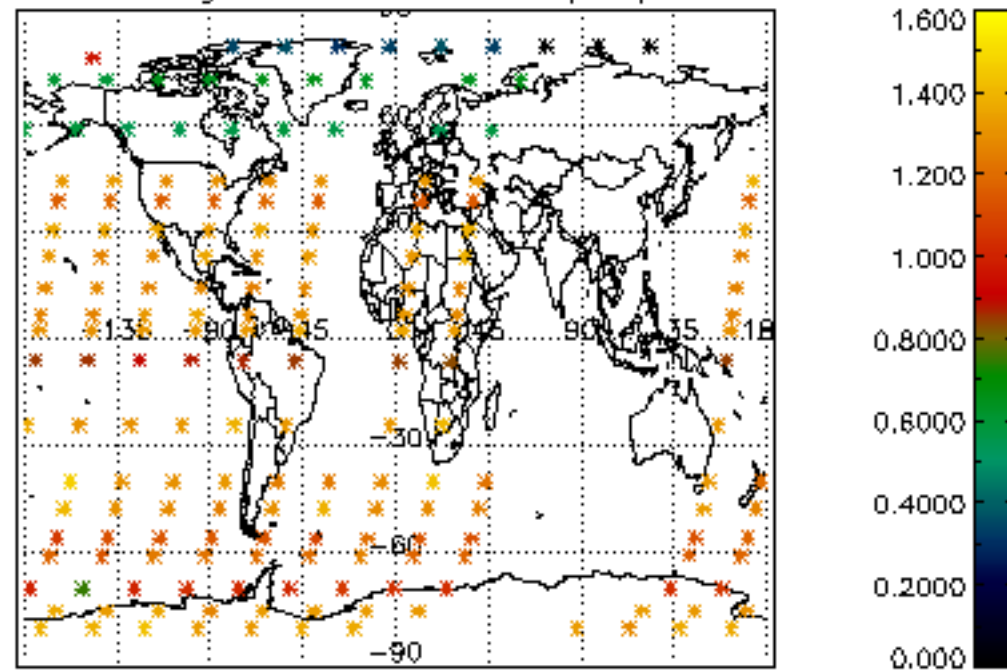




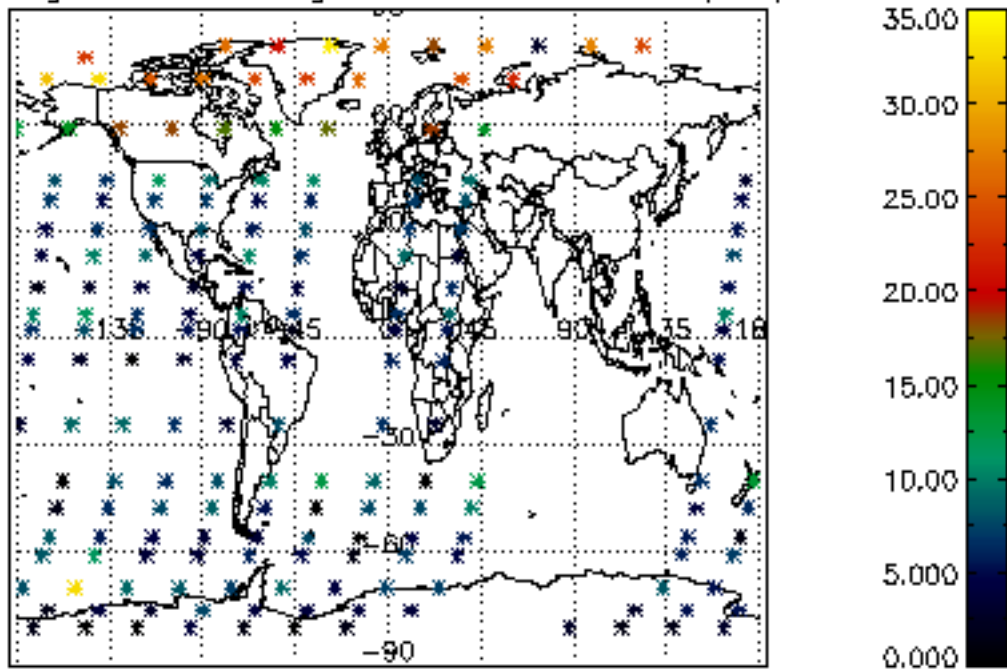
Percentage of cosmic ray hits per profile



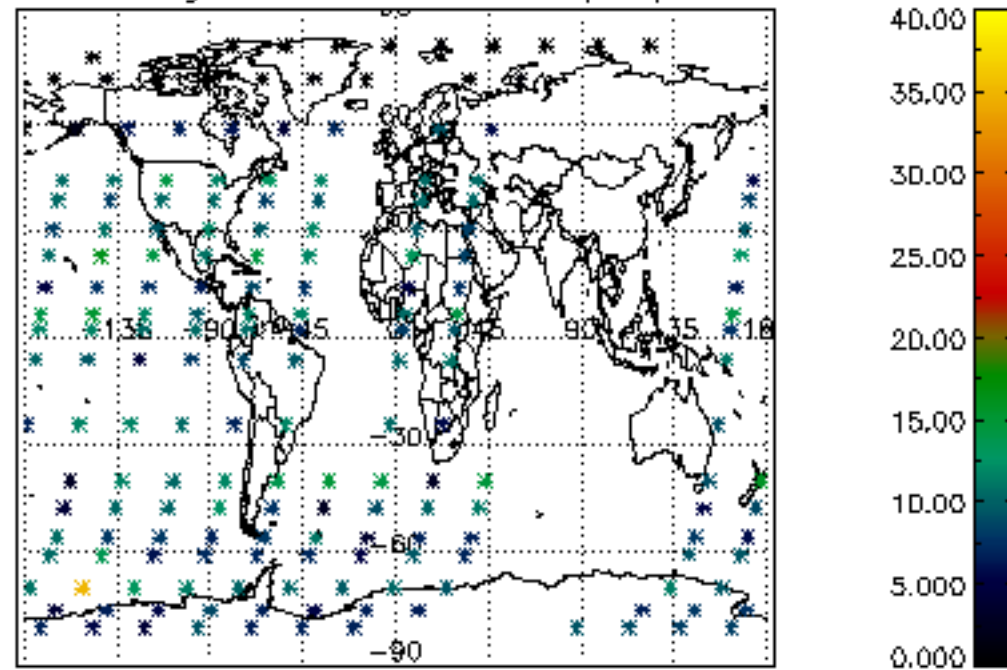
Percentage of datation errors per profile

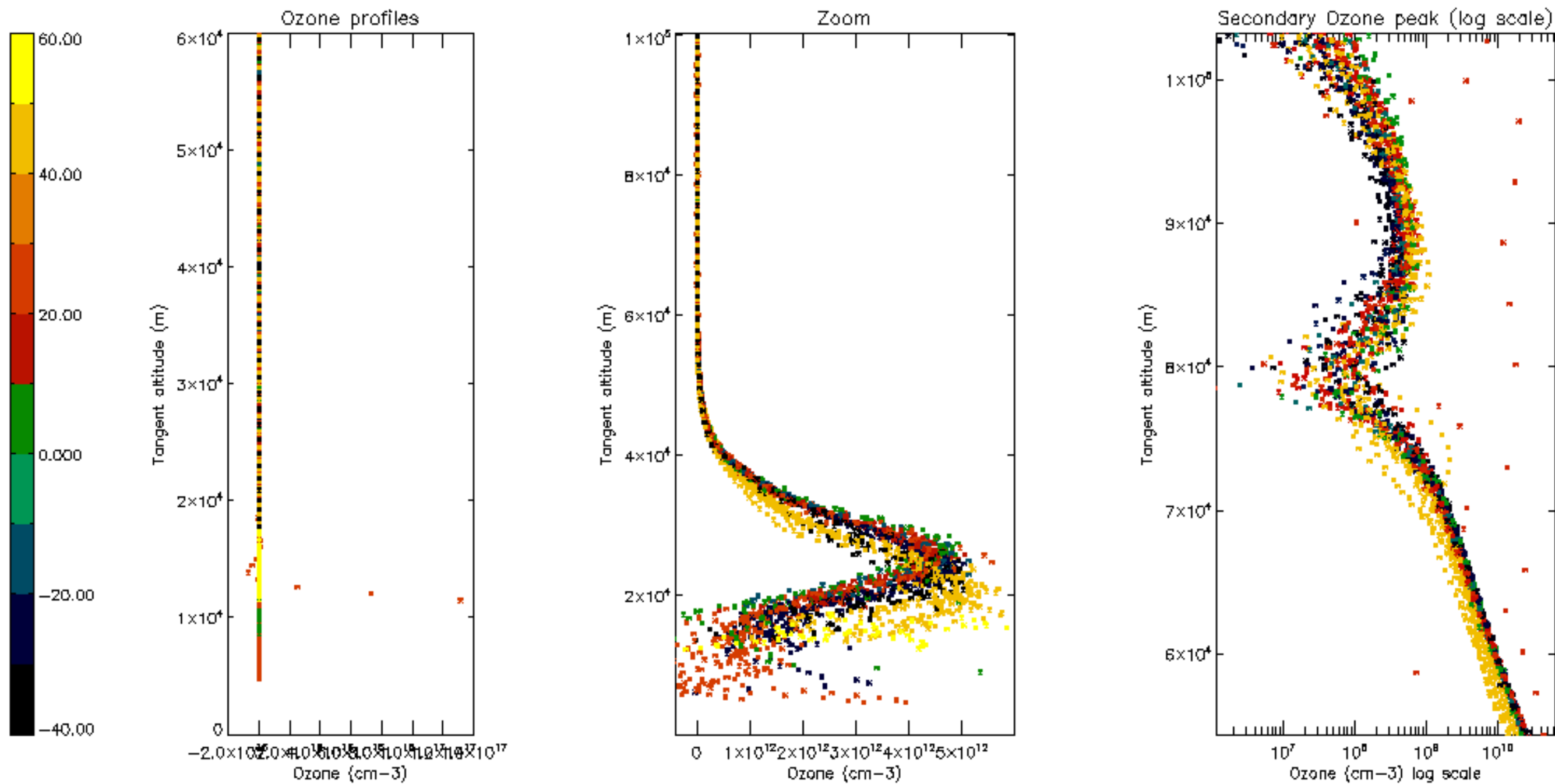


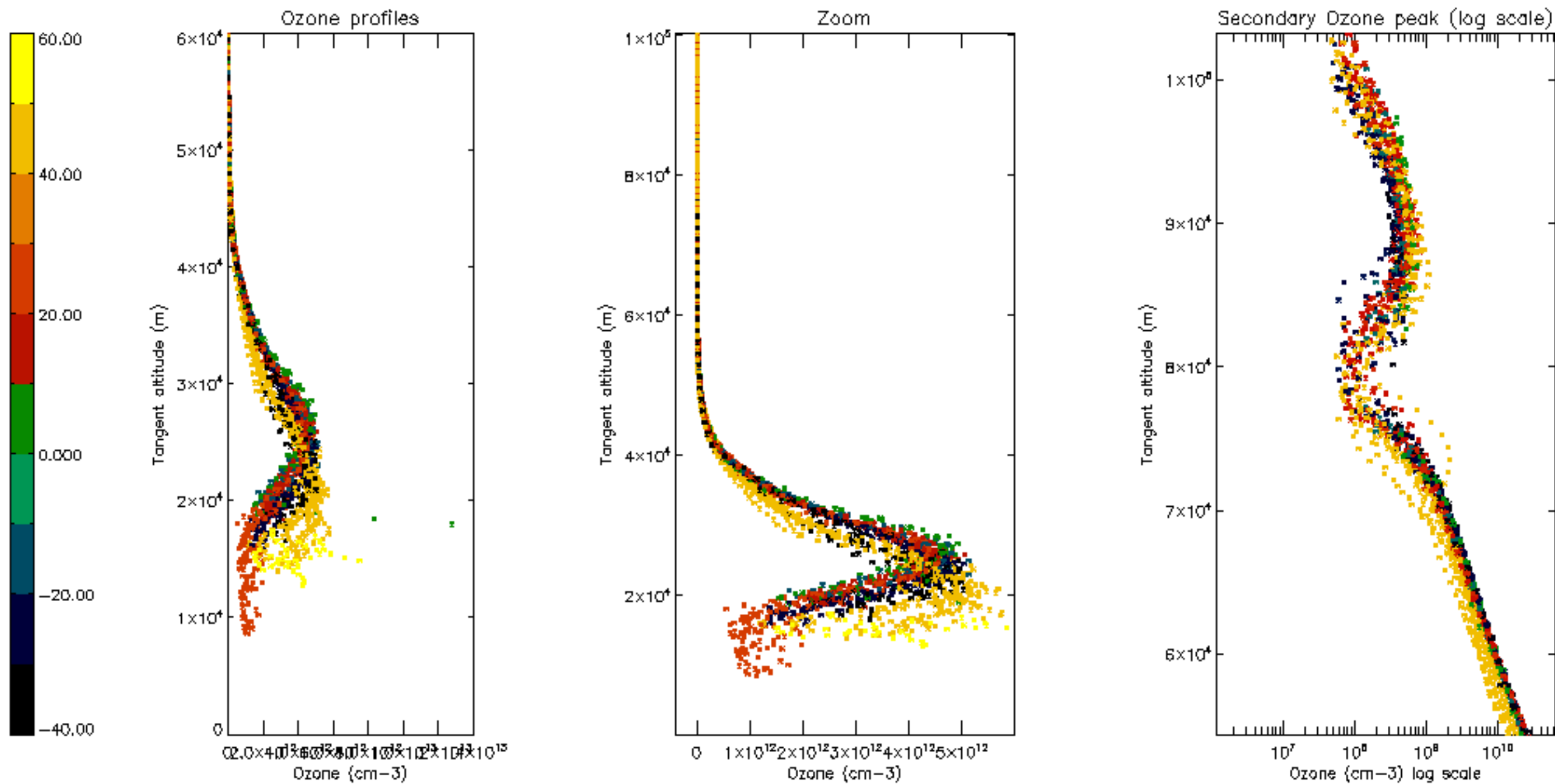
Percentage of star falling outside central band per profile

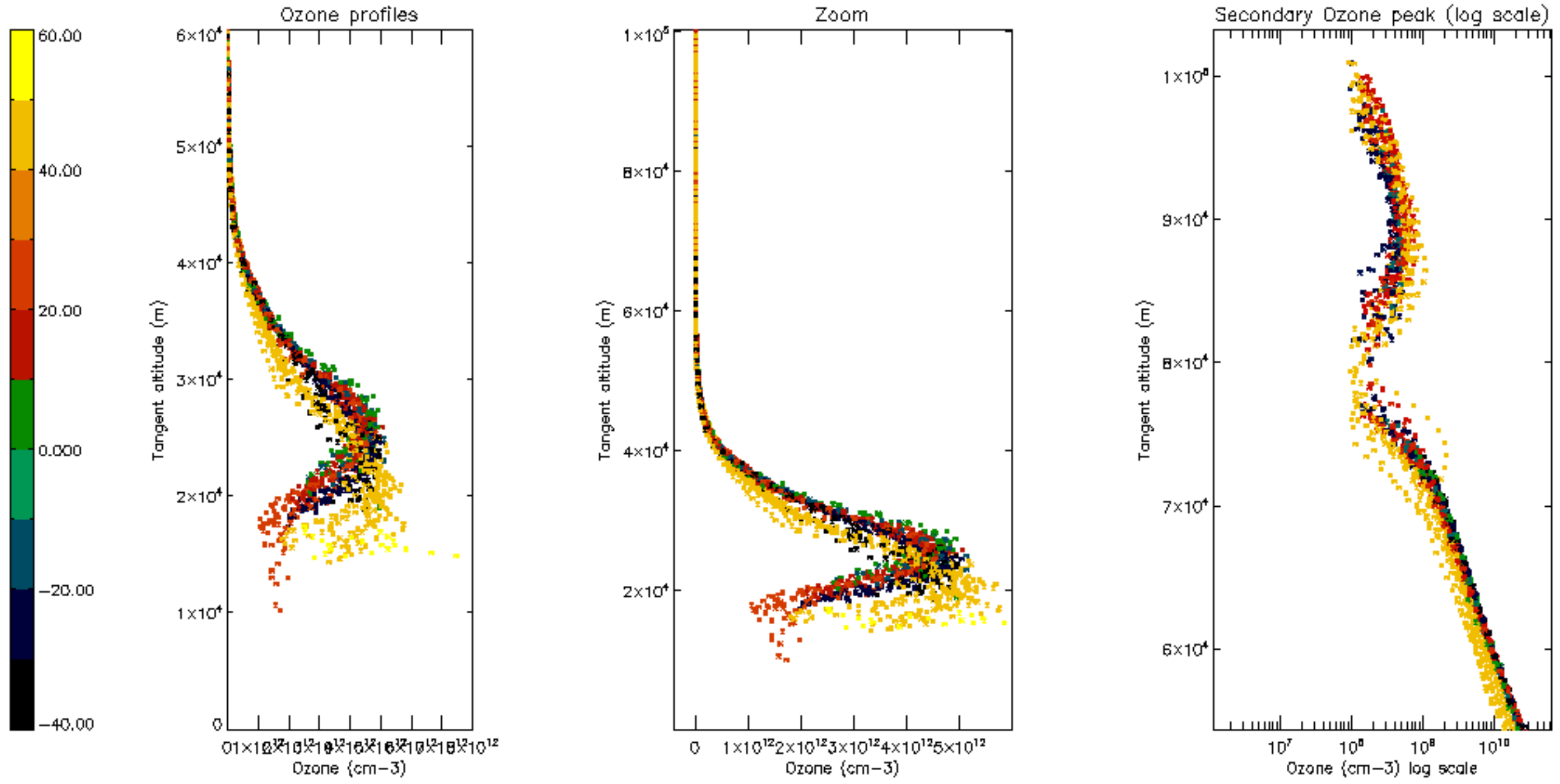


Percentage of saturation errors per profile

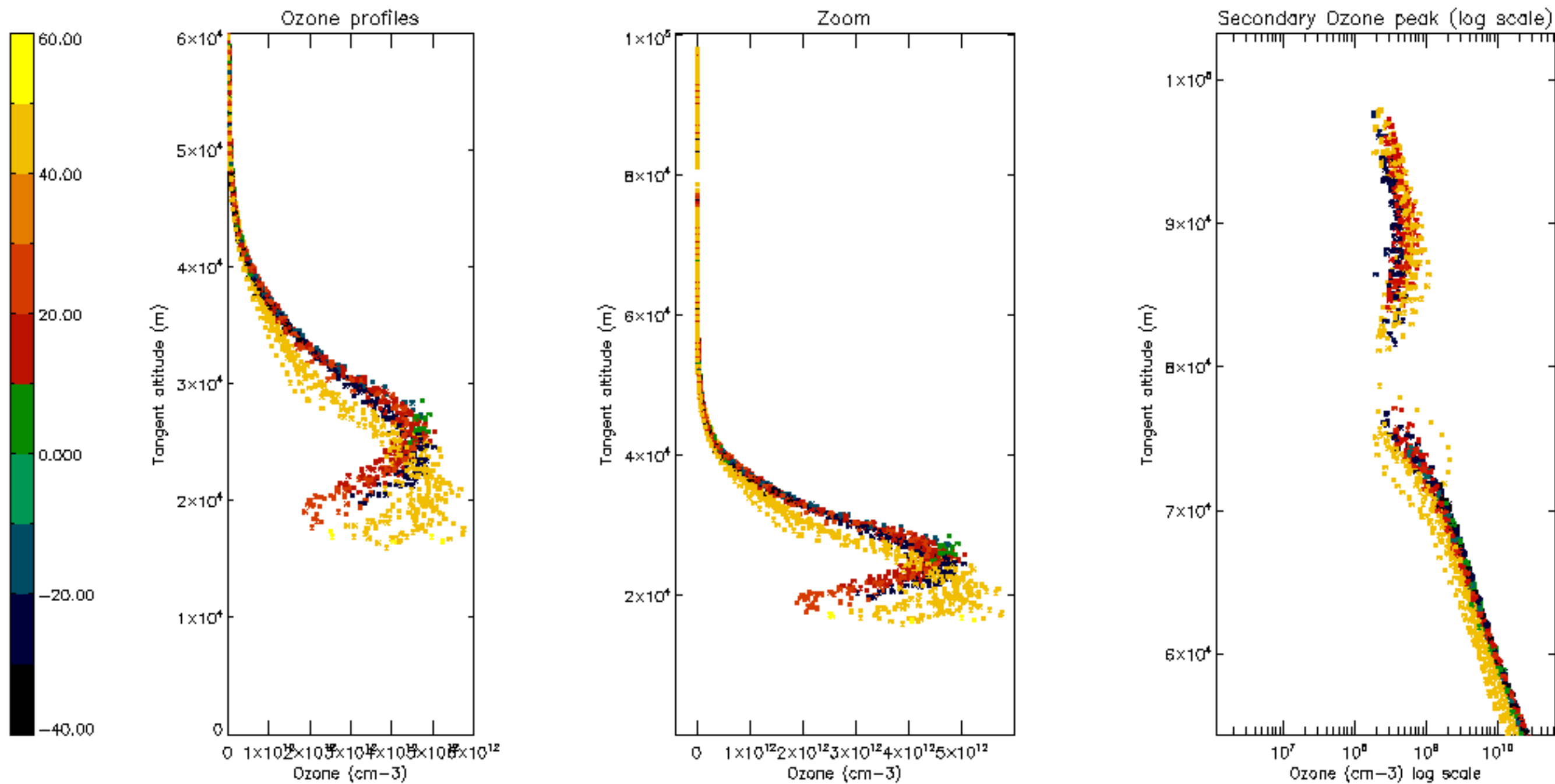


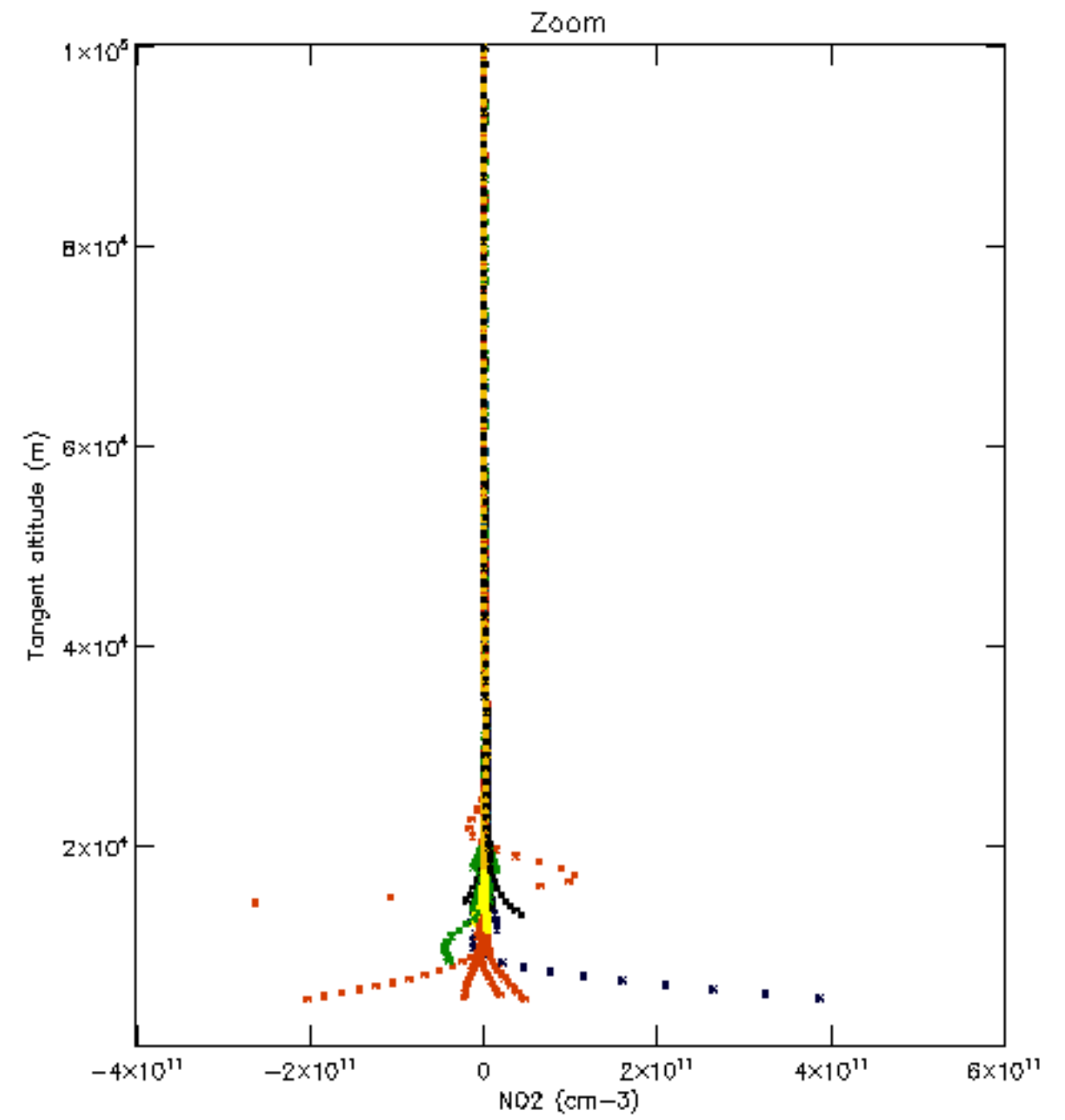
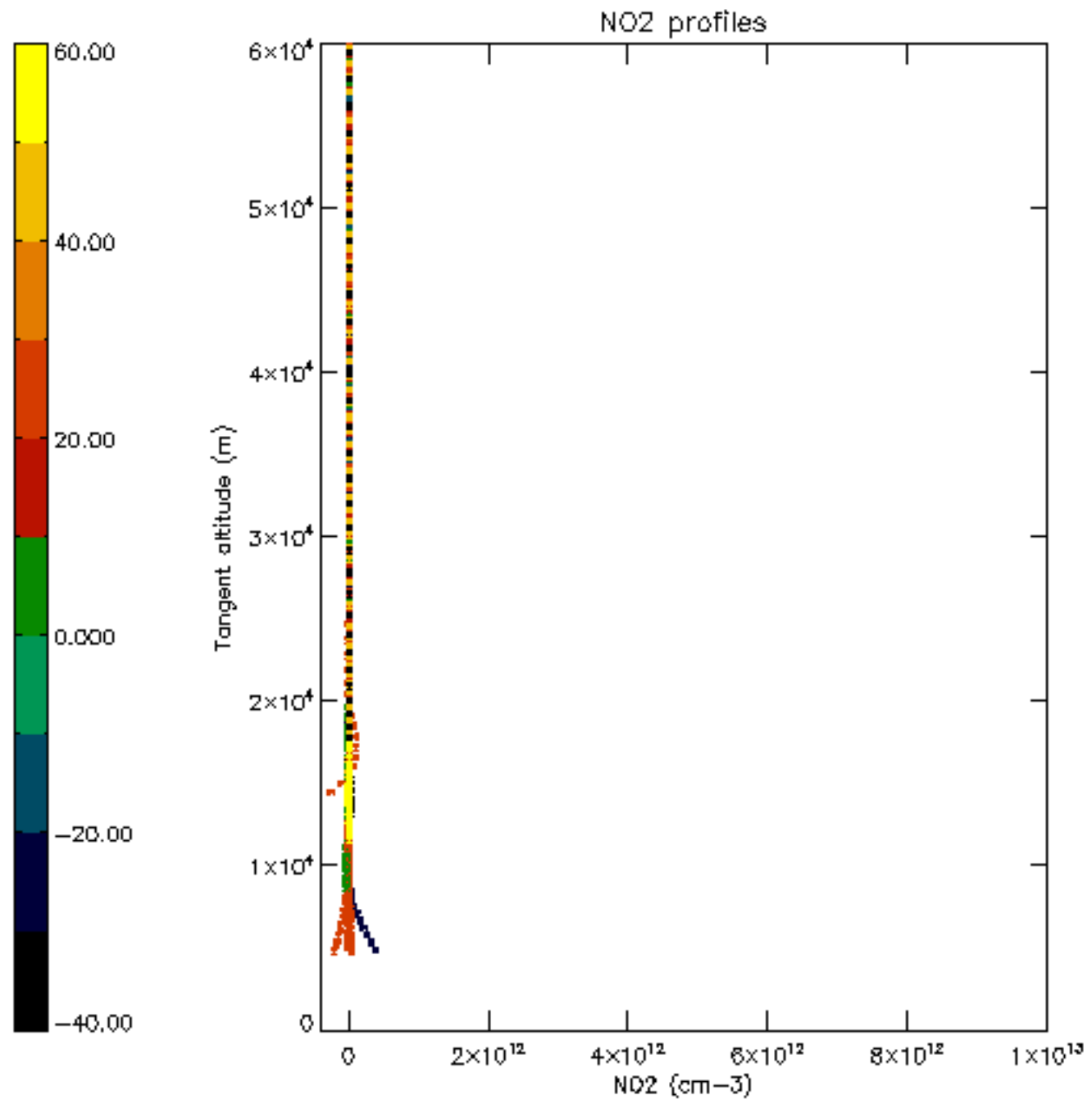


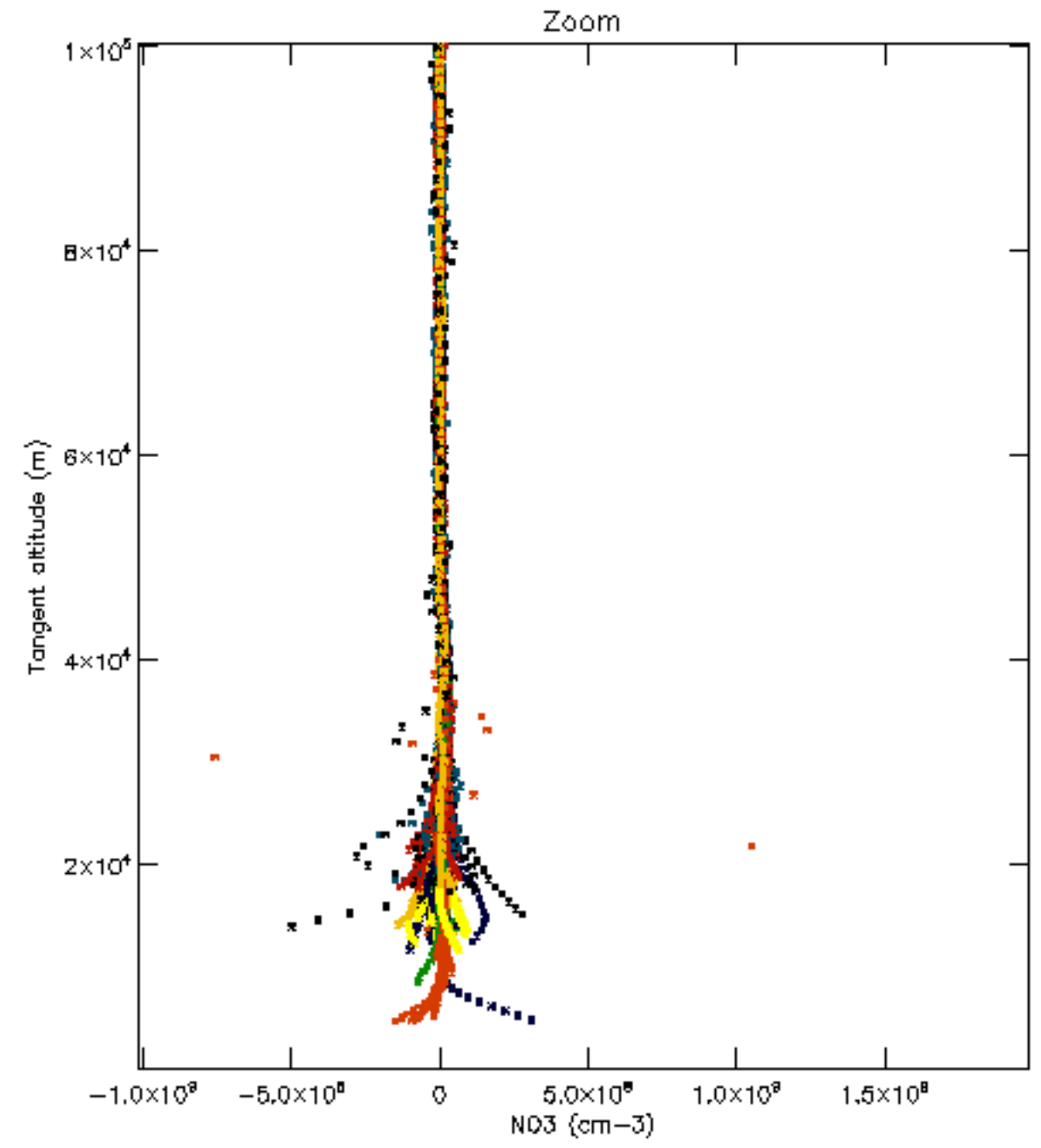
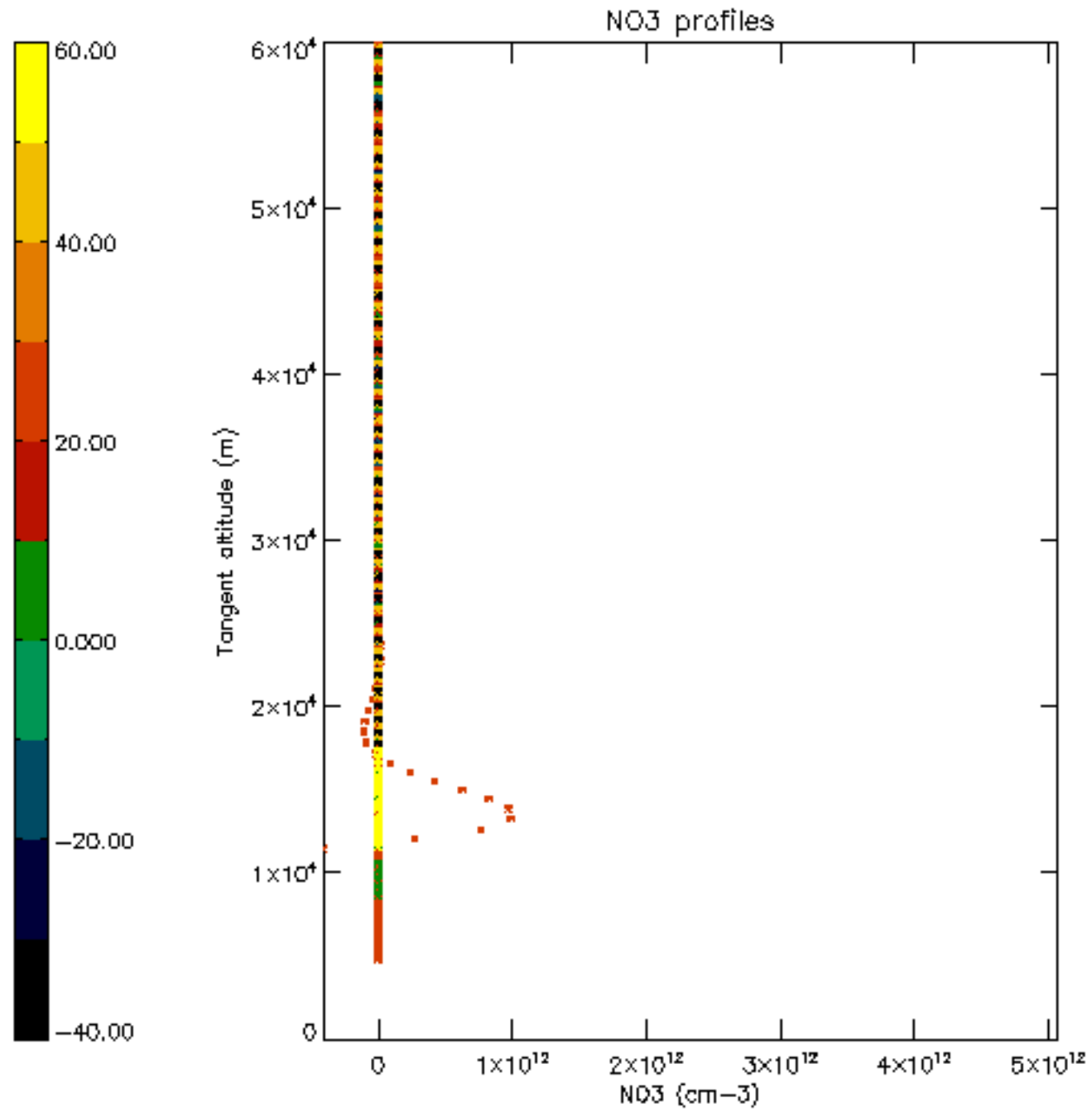


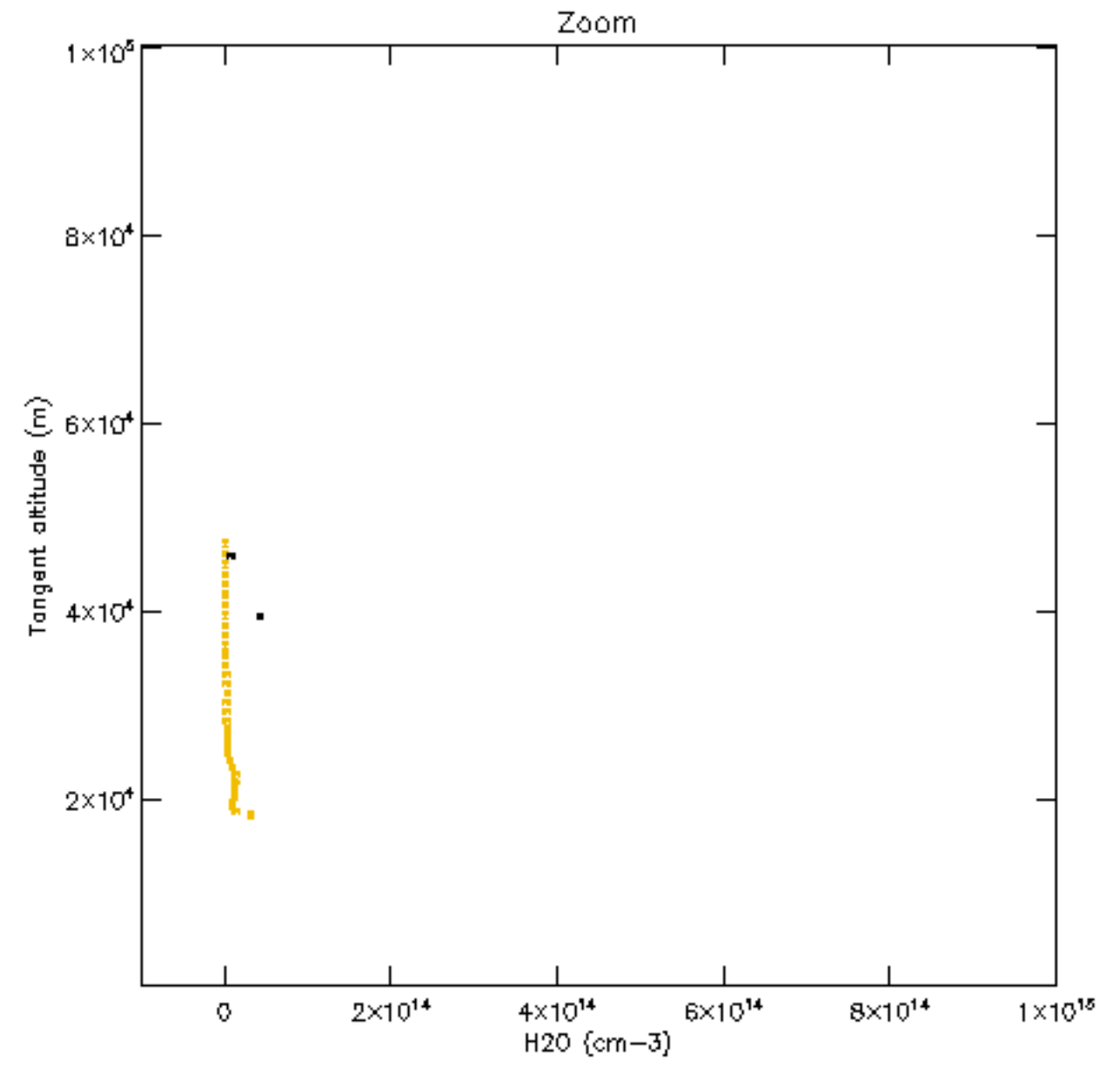
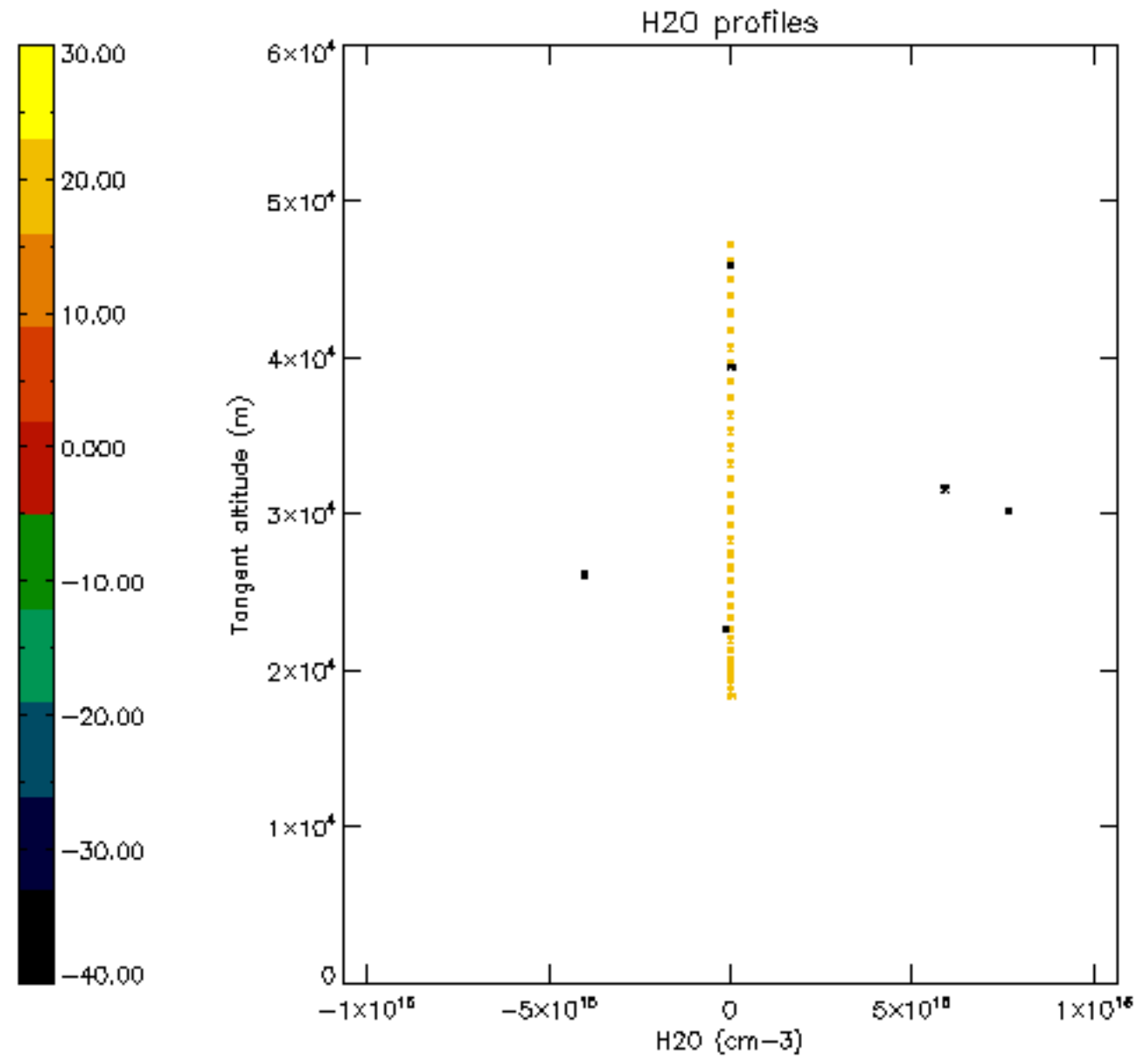




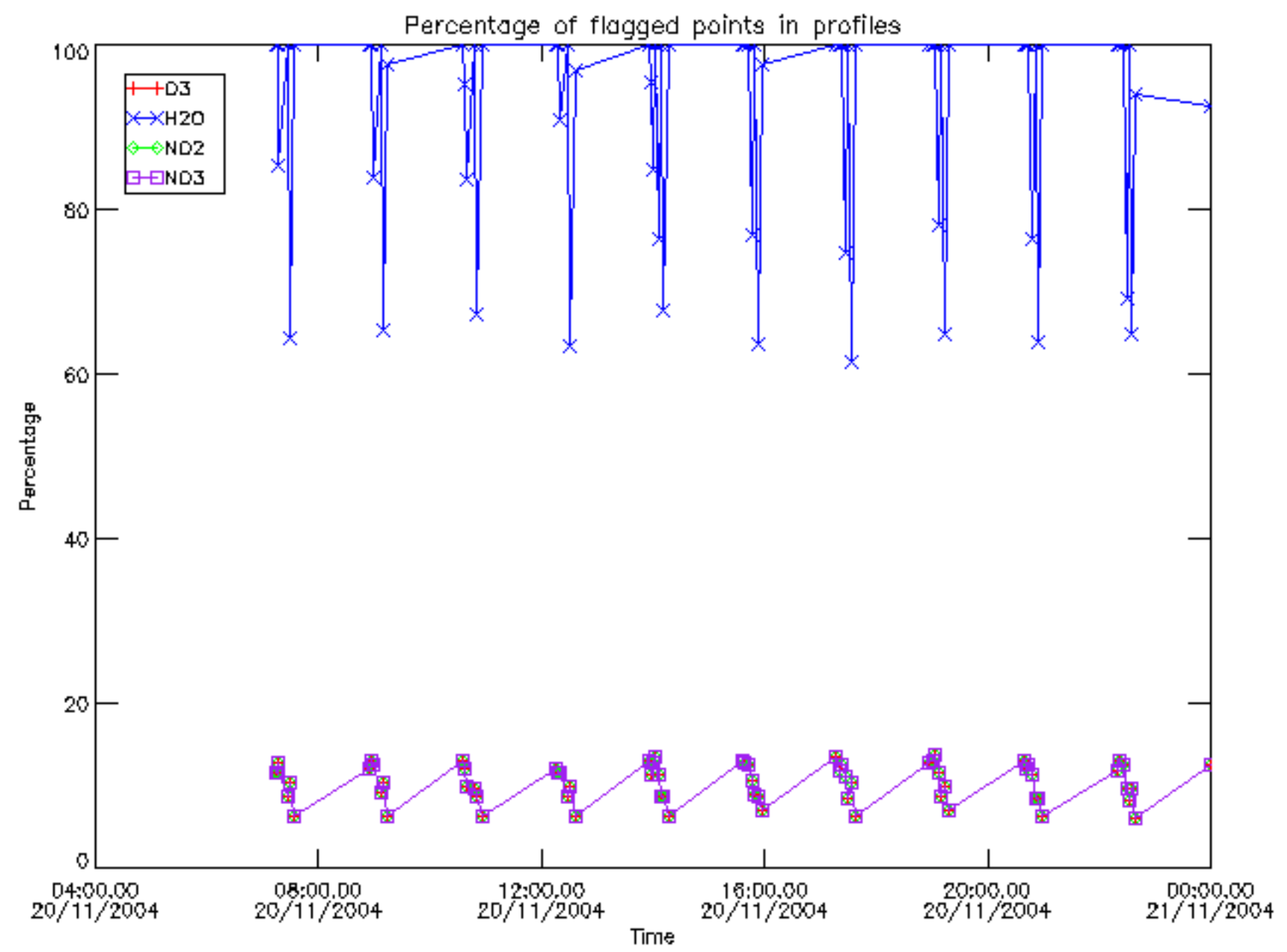




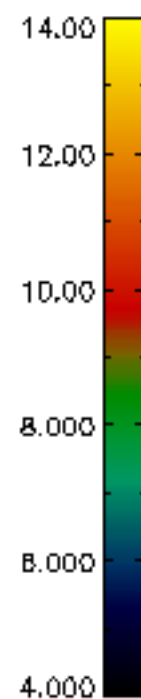
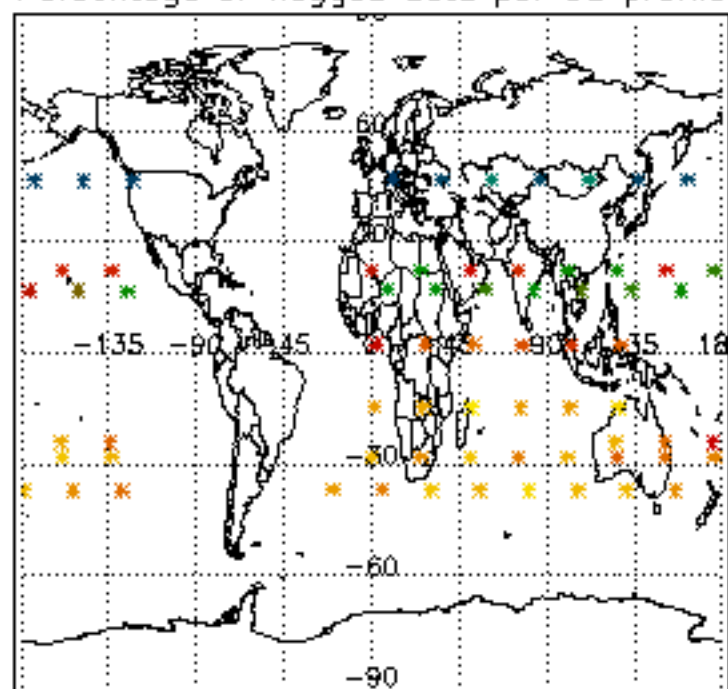




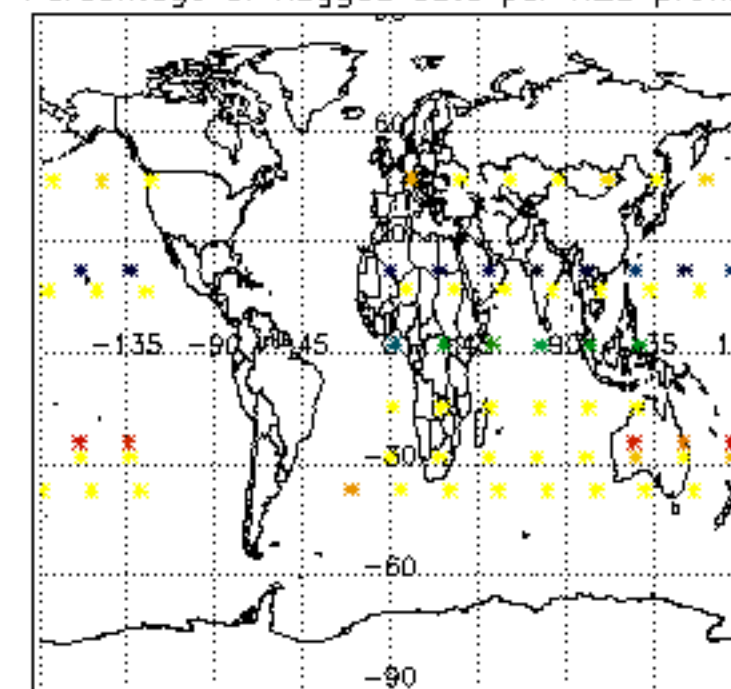




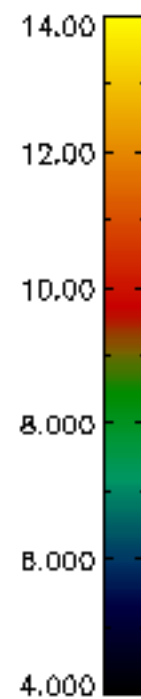
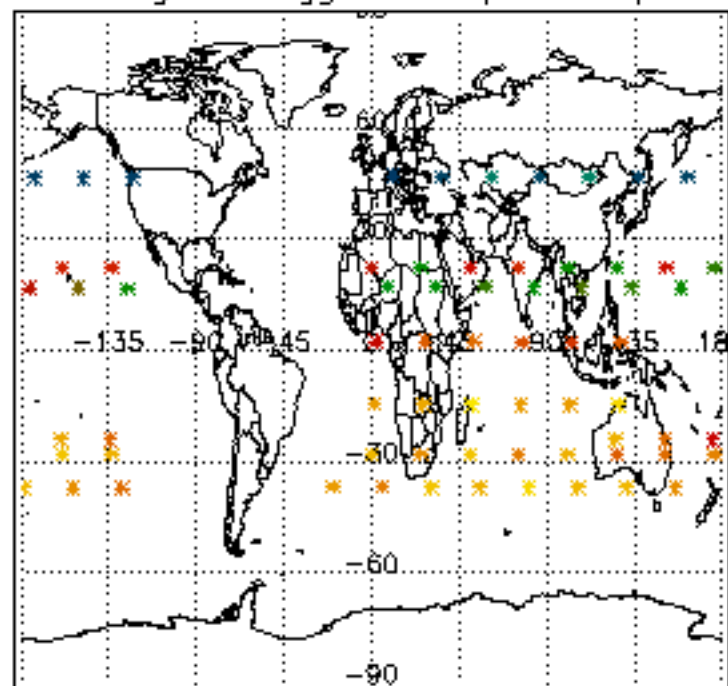
Percentage of flagged data per D3 profile



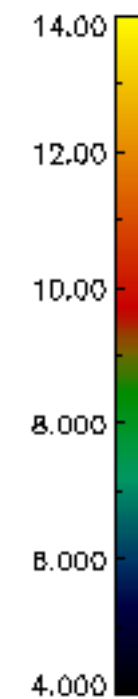
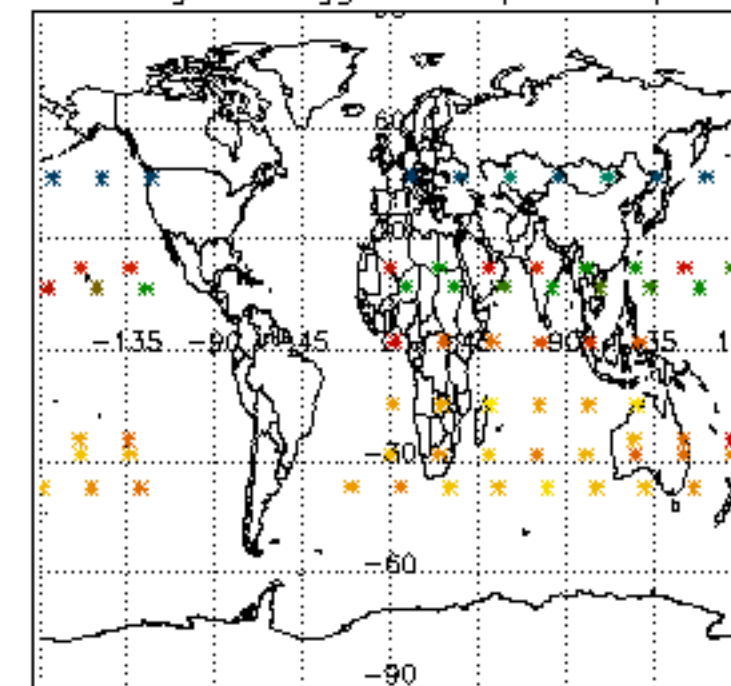
Percentage of flagged data per H2O profile

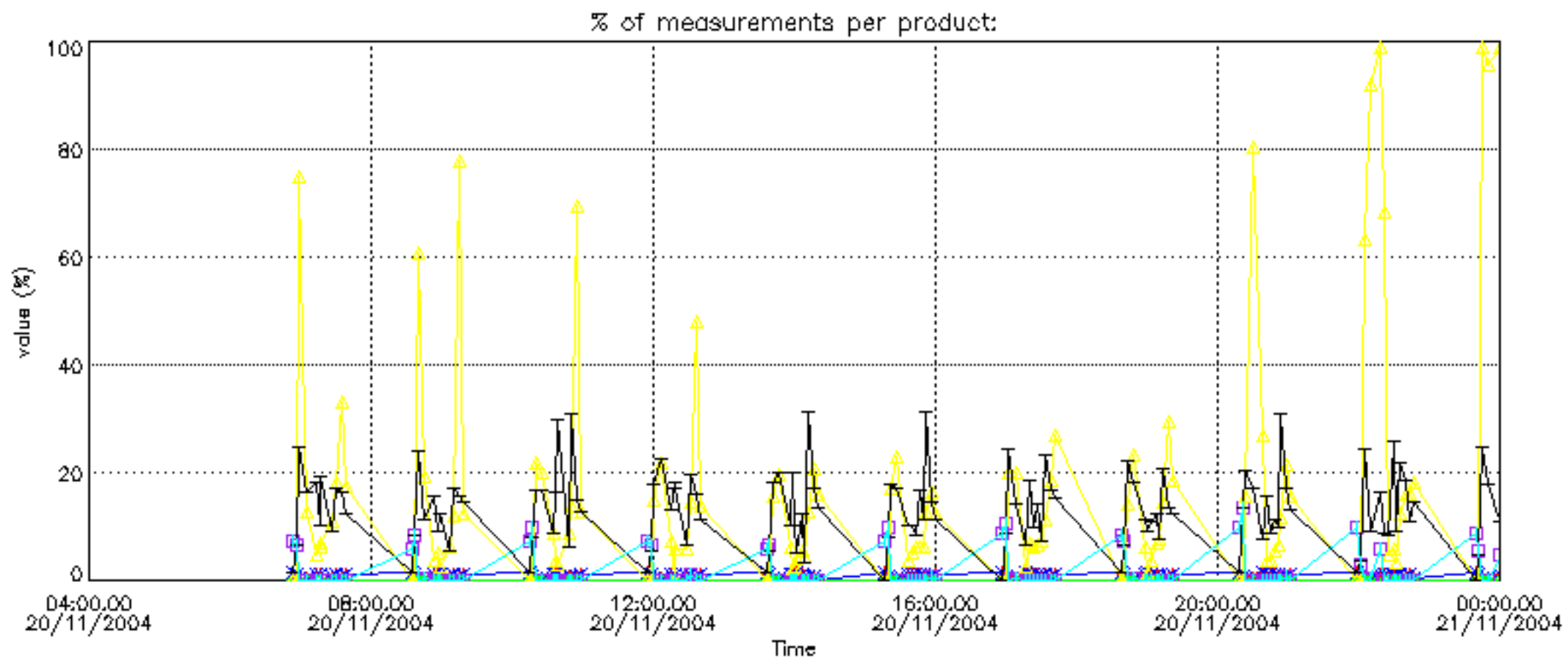


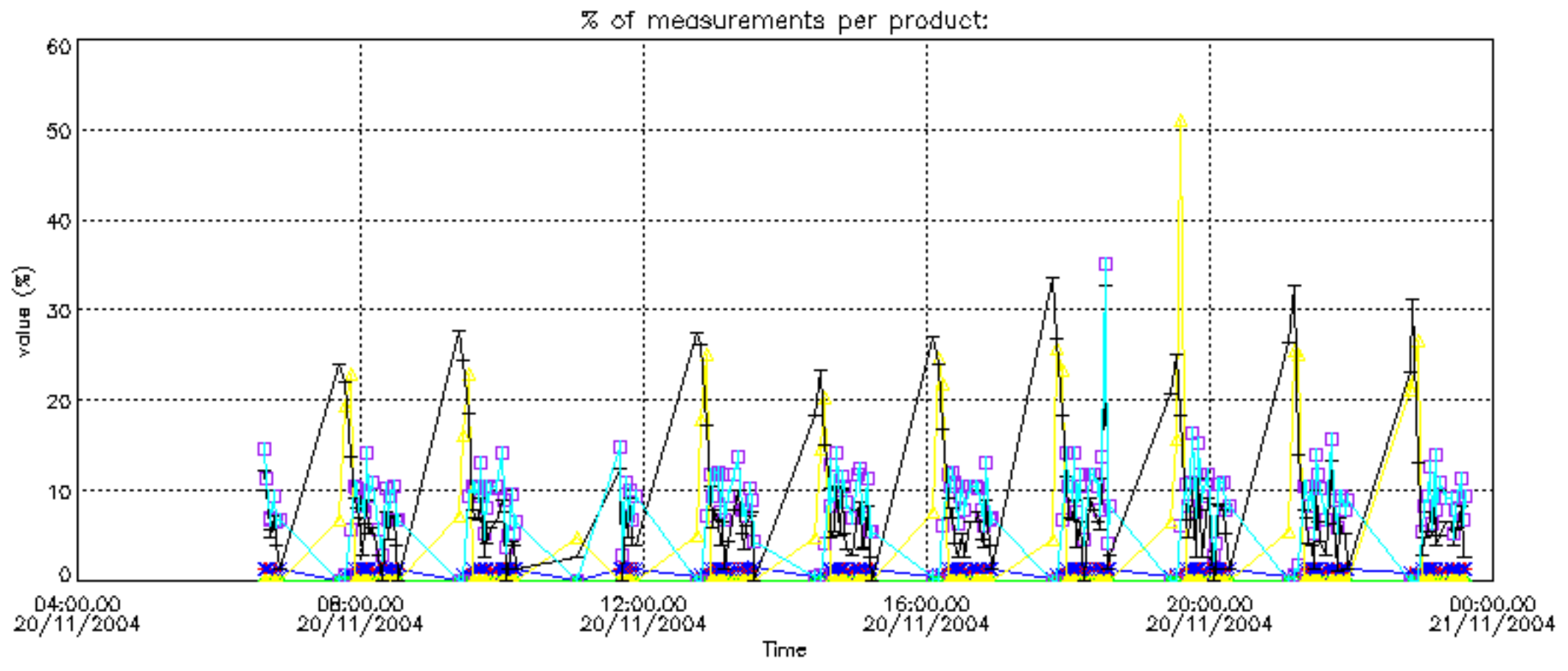
Percentage of flagged data per NO2 profile



Percentage of flagged data per NO3 profile

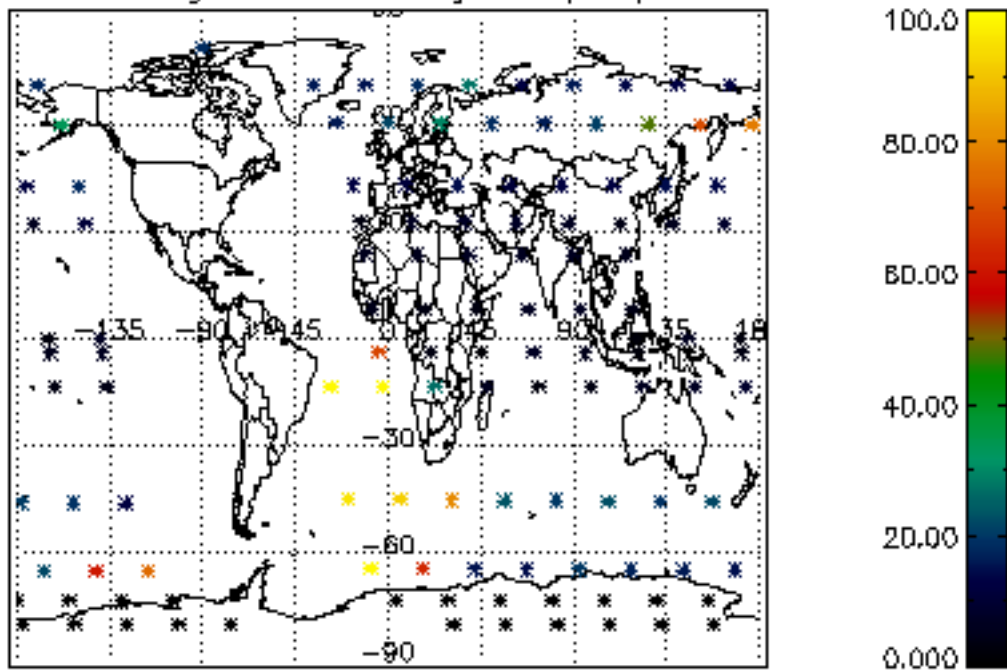




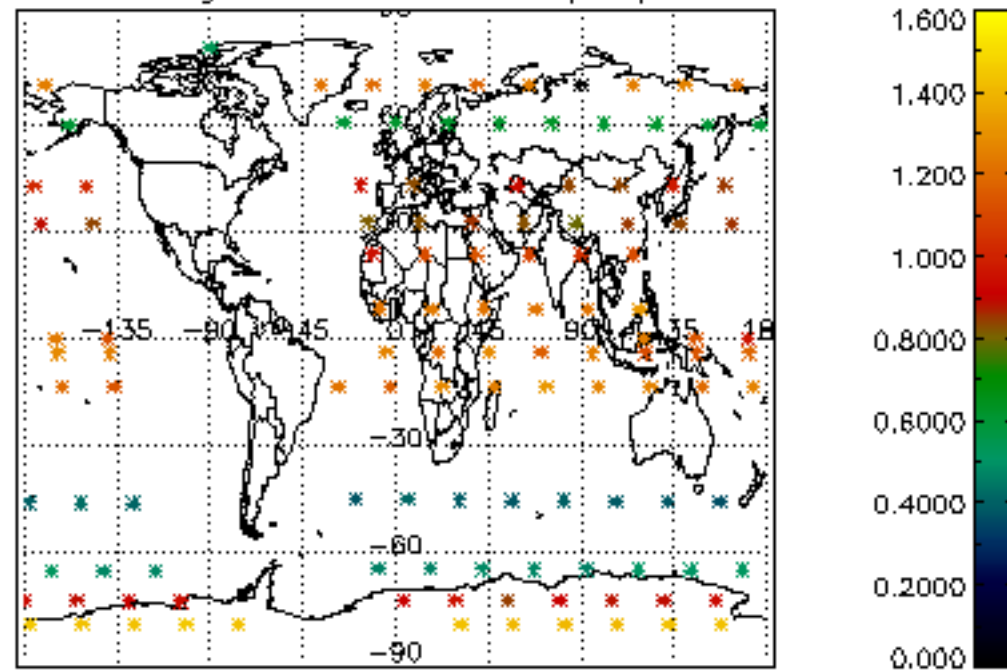




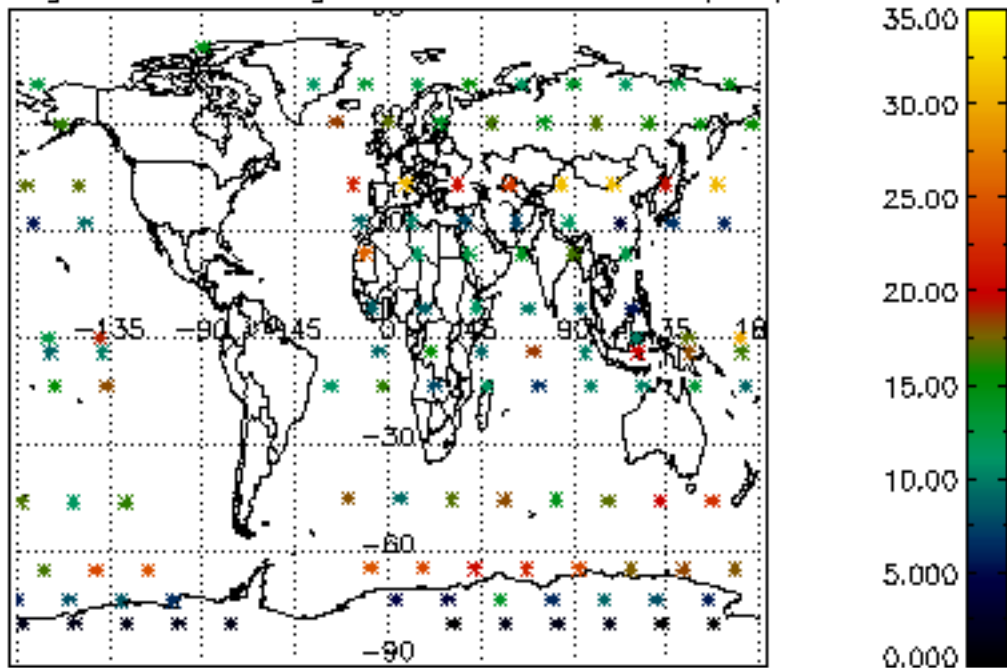
Percentage of cosmic ray hits per profile



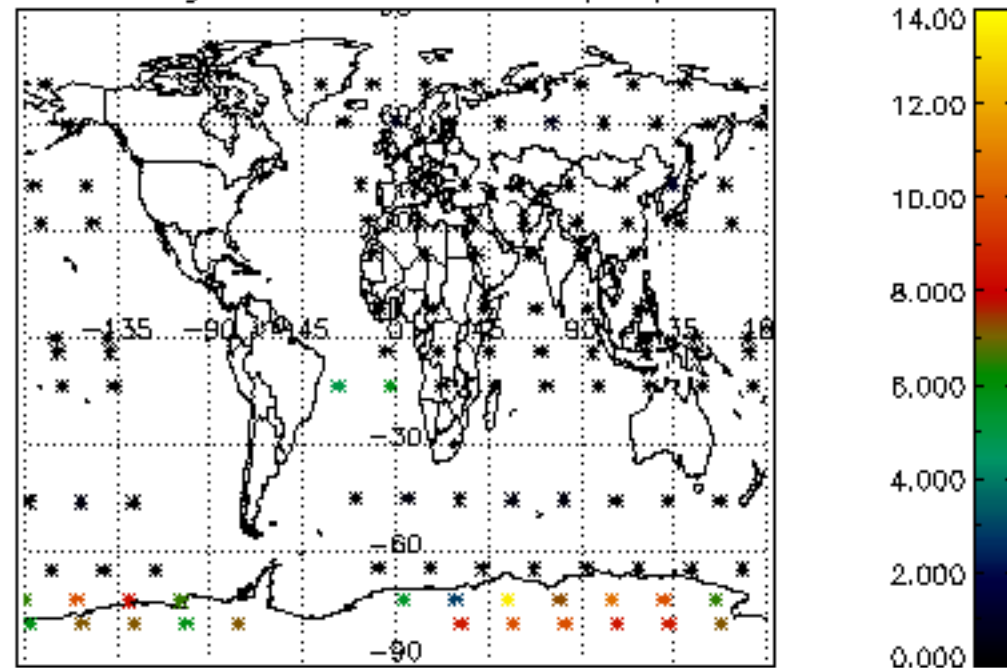
Percentage of datation errors per profile



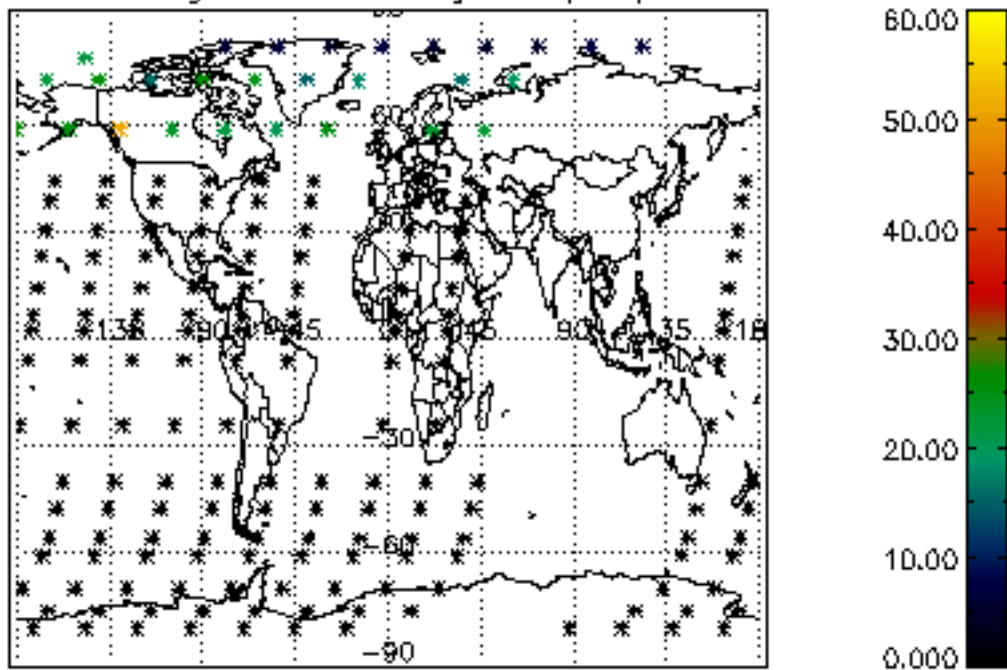
Percentage of star falling outside central band per profile



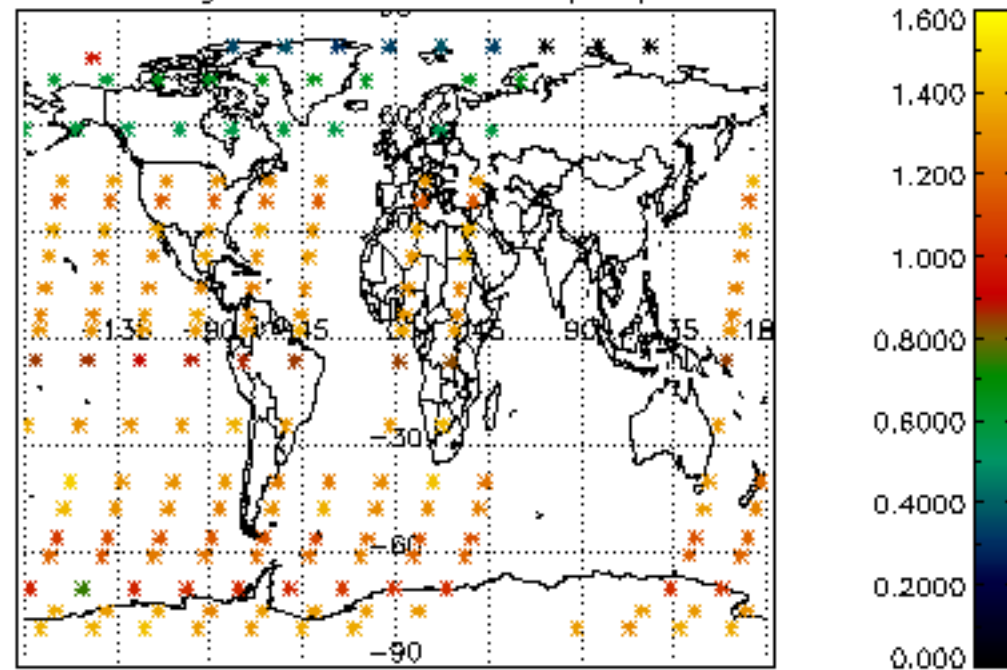
Percentage of saturation errors per profile



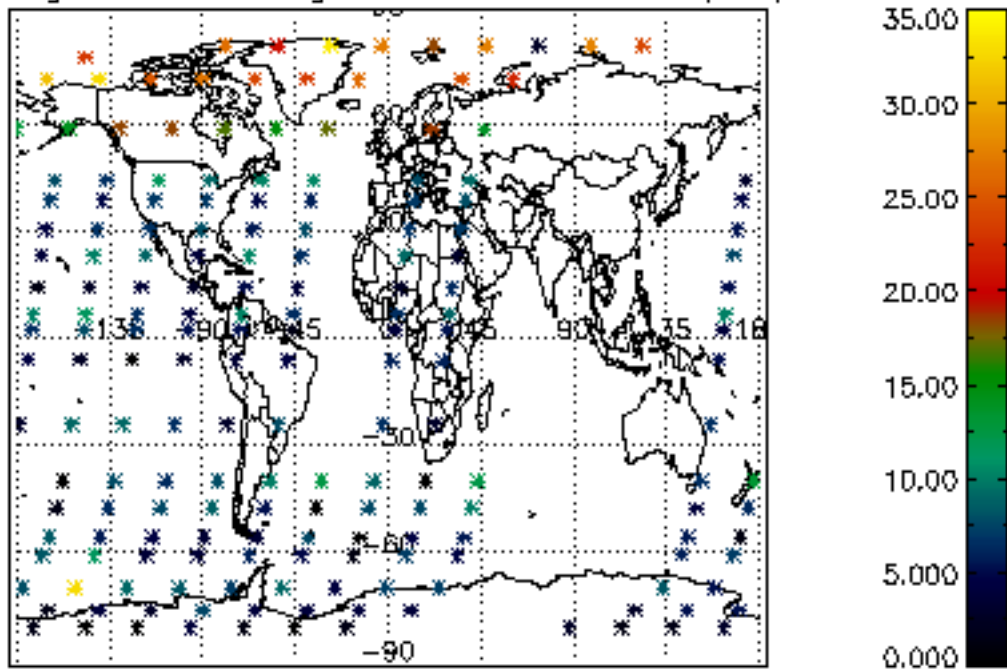
Percentage of cosmic ray hits per profile



Percentage of datation errors per profile



Percentage of star falling outside central band per profile



Percentage of saturation errors per profile

