

# GOMOS Level 2 Daily Report

## SUMMARY

### [1. General Info](#)

### [2. Summary of processed GOM\\_NL\\_2P products](#)

### [3. Level 2 Quality information per product](#)

#### [3.1 Plot of level 2 quality information per product \(time dependant\)](#)

#### [3.2 Plot of level 2 quality information per product \(world map\)](#)

### [4. Level 1 Quality information per product \(stored on level 2 products\)](#)

#### [4.1 Plot of level 1 quality information per product \(time dependant\)](#)

##### [4.1.1 Plot of level 1 quality information per product \(time dependant\): ASCENDING](#)

##### [4.1.2 Plot of level 1 quality information per product \(time dependant\): DESCENDING](#)

#### [4.2 Plot of level 1 quality information per product \(world map\)](#)

##### [4.2.1 Plot of level 1 quality information per product \(world map\): ASCENDING](#)

##### [4.2.2 Plot of level 1 quality information per product \(world map\): DESCENDING](#)

### [5. Ozone profiles based on quality statistics and other trace gas profiles](#)

#### [5.1 Ozone statistics based on quality of products](#)

#### [5.2 Plot ozone profiles for all STD \(dark without errors\)](#)

#### [5.3 Plot ozone profiles where STD < 20% \(dark without errors\)](#)

#### [5.4. Plot ozone profiles where STD < 10% \(dark without errors\)](#)

#### [5.5. Plot ozone profiles where STD < 5% \(dark without errors\)](#)

#### [5.6 Plot NO2 profiles for all STD \(dark without errors\)](#)

#### [5.7 Plot NO3 profiles for all STD \(dark without errors\)](#)

#### [5.8 Plot H2O profiles \(only for occultations of stars 1,2,3,4,13,14,16,26,63 dark without errors\) for all STD](#)

### [6. Auxiliary Data Files used for the production reported in section 2](#)

This report presents the daily analysis on parameters extracted from GOMOS level 2 data (GOM\_NL\_\_2P). It is intended to monitor some important parameters that will impact the quality of these products. A list of level 2 products (and content) that have arrived during the reporting day to the PCF is also given.

Item	Value
Time of report generation	19APR2013 15:37:55
Data source version	GOMOS/6.01
Start time of products	19-11-2004 (19NOV2004 00:00:00)
Stop time of products	20-11-2004 (20NOV2004 00:00:00)
Store outputs in DB	Yes
Nb of level 2 prods	395
Nb of prods with errors	0

## 2. Summary of processed GOM\_NL\_\_2P products.

Nr	Filename	UTC Start time	Limb	Duration	Star Id	Star Name	Star Mag	Star Temp	Nb Meas	Orbit	Prod. error
1	GOM_NL__2PRFIN20041119_000340_000000402032_00145_14227_6169.N1	19-NOV-2004 00:03:40	Bright	39.500	105	6Bet Ari	2.6450	8900.0	79	14227	No
2	GOM_NL__2PRFIN20041119_000527_000000432032_00145_14227_6170.N1	19-NOV-2004 00:05:27	Bright	43.000	146	25Eta Tau	2.8730	15200.	86	14227	No
3	GOM_NL__2PRFIN20041119_000735_000000372032_00145_14227_6171.N1	19-NOV-2004 00:07:35	Bright	37.000	173	4Bet Tri	3.0040	8900.0	74	14227	No
4	GOM_NL__2PRFIN20041119_000939_000000422032_00145_14227_6172.N1	19-NOV-2004 00:09:39	Bright	41.500	73	57Gam1And	2.2600	13100.	83	14227	No
5	GOM_NL__2PRFIN20041119_001231_000000392032_00145_14227_6173.N1	19-NOV-2004 00:12:31	Bright	38.500	35	33Alp Per	1.7950	6250.0	77	14227	No
6	GOM_NL__2PRFIN20041119_001412_000000382032_00145_14227_6174.N1	19-NOV-2004 00:14:12	Bright	38.000	68	18Alp Cas	2.2250	4500.0	76	14227	No
7	GOM_NL__2PRFIN20041119_001726_000000692032_00145_14227_6175.N1	19-NOV-2004 00:17:26	Bright	68.500	107	37The Aur	2.6490	11000.	137	14227	No
8	GOM_NL__2PRFIN20041119_002253_000000402032_00145_14227_6176.N1	19-NOV-2004 00:22:53	Bright	39.500	49	1Alp UMi	1.9900	6300.0	79	14227	No
9	GOM_NL__2PRFIN20041119_002721_000000402032_00145_14227_6177.N1	19-NOV-2004 00:27:21	Bright	39.500	60	7Bet UMi	2.0810	3950.0	79	14227	No
10	GOM_NL__2PRFIN20041119_002925_000000382032_00145_14227_6178.N1	19-NOV-2004 00:29:25	Bright	37.500	119	14Eta Dra	2.7270	4700.0	75	14227	No
11	GOM_NL__2PRFIN20041119_003201_000000442032_00145_14227_6179.N1	19-NOV-2004 00:32:01	Bright	44.000	82	48Bet UMa	2.3650	10600.	88	14227	No
12	GOM_NL__2PRFIN20041119_003324_000000432032_00145_14227_6180.N1	19-NOV-2004 00:33:24	Bright	42.500	87	64Gam UMa	2.4330	11000.	85	14227	No
13	GOM_NL__2PRFIN20041119_003610_000000472032_00145_14227_6181.N1	19-NOV-2004 00:36:10	Bright	47.000	174	52Psi UMa	3.0040	4400.0	94	14227	No
14	GOM_NL__2PRFIN20041119_003807_000000372032_00145_14227_6182.N1	19-NOV-2004 00:38:07	Bright	37.000	152	12Alp2CVn	2.8900	11000.	74	14227	No
15	GOM_NL__2PRFIN20041119_004016_000000372032_00145_14227_6183.N1	19-NOV-2004 00:40:16	Bright	37.000	83		2.3780	11000.	74	14227	No
16	GOM_NL__2PRFIN20041119_004247_000000362032_00145_14227_6184.N1	19-NOV-2004 00:42:47	Bright	36.000	3	16Alp Boo	-0.050000	4250.0	72	14227	No
17	GOM_NL__2PRFIN20041119_004514_000000502032_00145_14227_6185.N1	19-NOV-2004 00:45:14	Bright	49.500	96	68Del Leo	2.5600	9300.0	99	14227	No
18	GOM_NL__2PRFIN20041119_004742_000000962032_00145_14227_6186.N1	19-NOV-2004 00:47:42	Twilight	96.000	51	41Gam1Leo	2.0100	4500.0	192	14227	No
19	GOM_NL__2PRFIN20041119_005253_000001132032_00145_14227_6187.N1	19-NOV-2004 00:52:53	Straylight	112.50	22	32Alp Leo	1.3600	15200.	225	14227	No
20	GOM_NL__2PRFIN20041119_005604_000000452032_00145_14227_6188.N1	19-NOV-2004 00:56:04	Twilight	44.500	106	9Bet Crv	2.6480	5600.0	89	14227	No
21	GOM_NL__2PRFIN20041119_010235_000000432032_00145_14227_6189.N1	19-NOV-2004 01:02:35	Dark	42.500	64	Gam Cen	2.2000	10600.	85	14227	No
22	GOM_NL__2PRFIN20041119_010519_000000412032_00145_14227_6190.N1	19-NOV-2004 01:05:19	Dark	41.000	20	Bet Cru	1.2530	30000.	82	14227	No
23	GOM_NL__2PRFIN20041119_010841_000000402032_00146_14228_6159.N1	19-NOV-2004 01:08:41	Dark	39.500	124	The Car	2.7640	30000.	79	14228	No
24	GOM_NL__2PRFIN20041119_011132_000000422032_00146_14228_6160.N1	19-NOV-2004 01:11:32	Dark	41.500	29	Bet Car	1.6720	10200.	83	14228	No
25	GOM_NL__2PRFIN20041119_011358_000000532032_00146_14228_6161.N1	19-NOV-2004 01:13:58	Dark	52.500	34	Gam2Vel	1.7930	23000.	105	14228	No
26	GOM_NL__2PRFIN20041119_011819_000000532032_00146_14228_6162.N1	19-NOV-2004 01:18:19	Dark	53.000	2	Alp Car	-0.73600	7000.0	106	14228	No
27	GOM_NL__2PRFIN20041119_012309_000000752032_00146_14228_6163.N1	19-NOV-2004 01:23:09	Dark	75.000	23	21Eps CMa	1.5020	26000.	150	14228	No
28	GOM_NL__2PRFIN20041119_012641_000000412032_00146_14228_6164.N1	19-NOV-2004 01:26:41	Straylight	41.000	157	The1Eri	2.9060	9300.0	82	14228	No
29	GOM_NL__2PRFIN20041119_013058_000001042032_00146_14228_6165.N1	19-NOV-2004 01:30:58	Straylight	104.00	47	2Bet CMa	1.9760	28000.	208	14228	No
30	GOM_NL__2PRFIN20041119_013349_000000542032_00146_14228_6166.N1	19-NOV-2004 01:33:49	Straylight	53.500	165	34Gam Eri	2.9500	3200.0	107	14228	No
31	GOM_NL__2PRFIN20041119_013607_000000812032_00146_14228_6167.N1	19-NOV-2004 01:36:07	Straylight	80.500	7	19Bet Ori	0.10000	14000.	161	14228	No
32	GOM_NL__2PRFIN20041119_013919_000000512032_00146_14228_6168.N1	19-NOV-2004 01:39:19	Twilight	50.500	94	92Alp Cet	2.5260	3100.0	101	14228	No
33	GOM_NL__2PRFIN20041119_014415_000000412032_00146_14228_6169.N1	19-NOV-2004 01:44:15	Bright	41.000	105	6Bet Ari	2.6450	8900.0	82	14228	No
34	GOM_NL__2PRFIN20041119_014601_000000452032_00146_14228_6170.N1	19-NOV-2004 01:46:01	Bright	44.500	146	25Eta Tau	2.8730	15200.	89	14228	No
35	GOM_NL__2PRFIN20041119_014811_000000382032_00146_14228_6171.N1	19-NOV-2004 01:48:11	Bright	37.500	173	4Bet Tri	3.0040	8900.0	75	14228	No
36	GOM_NL__2PRFIN20041119_015013_000000422032_00146_14228_6172.N1	19-NOV-2004 01:50:13	Bright	41.500	73	57Gam1And	2.2600	13100.	83	14228	No
37	GOM_NL__2PRFIN20041119_015306_000000402032_00146_14228_6173.N1	19-NOV-2004 01:53:06	Bright	40.000	35	33Alp Per	1.7950	6250.0	80	14228	No
38	GOM_NL__2PRFIN20041119_015447_000000392032_00146_14228_6174.N1	19-NOV-2004 01:54:47	Bright	39.000	68	18Alp Cas	2.2250	4500.0	78	14228	No
39	GOM_NL__2PRFIN20041119_015800_000000702032_00146_14228_6175.N1	19-NOV-2004 01:58:00	Bright	69.500	107	37The Aur	2.6490	11000.	139	14228	No
40	GOM_NL__2PRFIN20041119_020328_000000372032_00146_14228_6176.N1	19-NOV-2004 02:03:28	Bright	36.500	49	1Alp UMi	1.9900	6300.0	73	14228	No
41	GOM_NL__2PRFIN20041119_020757_000000392032_00146_14228_6177.N1	19-NOV-2004 02:07:57	Bright	39.000	60	7Bet UMi	2.0810	3950.0	78	14228	No
42	GOM_NL__2PRFIN20041119_021002_000000392032_00146_14228_6178.N1	19-NOV-2004 02:10:02	Bright	38.500	119	14Eta Dra	2.7270	4700.0	77	14228	No

43	GOM_NL__2PRFIN20041119_021237_000000452032_00146_14228_6179.N1	19-NOV-2004 02:12:37	Bright	45.000	82	48Bet UMa	2.3650	10600.	90	14228	No
44	GOM_NL__2PRFIN20041119_021359_000000412032_00146_14228_6180.N1	19-NOV-2004 02:13:59	Bright	41.000	87	64Gam UMa	2.4330	11000.	82	14228	No
45	GOM_NL__2PRFIN20041119_021645_000000472032_00146_14228_6181.N1	19-NOV-2004 02:16:45	Bright	47.000	174	52Psi UMa	3.0040	4400.0	94	14228	No
46	GOM_NL__2PRFIN20041119_021843_000000372032_00146_14228_6182.N1	19-NOV-2004 02:18:43	Bright	37.000	152	12Alp2CVn	2.8900	11000.	74	14228	No
47	GOM_NL__2PRFIN20041119_022053_000000372032_00146_14228_6183.N1	19-NOV-2004 02:20:53	Bright	37.000	83		2.3780	11000.	74	14228	No
48	GOM_NL__2PRFIN20041119_022323_000000352032_00146_14228_6184.N1	19-NOV-2004 02:23:23	Bright	35.000	3	16Alp Boo	-0.050000	4250.0	70	14228	No
49	GOM_NL__2PRFIN20041119_022551_000000612032_00146_14228_6185.N1	19-NOV-2004 02:25:51	Bright	60.500	96	68Del Leo	2.5600	9300.0	121	14228	No
50	GOM_NL__2PRFIN20041119_022819_000000892032_00146_14228_6186.N1	19-NOV-2004 02:28:19	Twi_and_stray	88.500	51	41Gam1Leo	2.0100	4500.0	177	14228	No
51	GOM_NL__2PRFIN20041119_023330_000001162032_00146_14228_6187.N1	19-NOV-2004 02:33:30	Straylight	115.50	22	32Alp Leo	1.3600	15200.	231	14228	No
52	GOM_NL__2PRFIN20041119_023641_000000462032_00146_14228_6188.N1	19-NOV-2004 02:36:41	Twilight	46.000	106	9Bet Crv	2.6480	5600.0	92	14228	No
53	GOM_NL__2PRFIN20041119_024310_000000452032_00146_14228_6189.N1	19-NOV-2004 02:43:10	Dark	45.000	64	Gam Cen	2.2000	10600.	90	14228	No
54	GOM_NL__2PRFIN20041119_024556_000000382032_00146_14228_6190.N1	19-NOV-2004 02:45:56	Dark	37.500	20	Bet Cru	1.2530	30000.	75	14228	No
55	GOM_NL__2PRFIN20041119_024917_000000402032_00147_14229_6159.N1	19-NOV-2004 02:49:17	Dark	40.000	124	The Car	2.7640	30000.	80	14229	No
56	GOM_NL__2PRFIN20041119_025209_000000422032_00147_14229_6160.N1	19-NOV-2004 02:52:09	Dark	42.000	29	Bet Car	1.6720	10200.	84	14229	No
57	GOM_NL__2PRFIN20041119_025435_000000542032_00147_14229_6161.N1	19-NOV-2004 02:54:35	Dark	54.000	34	Gam2Vel	1.7930	23000.	108	14229	No
58	GOM_NL__2PRFIN20041119_025854_000000522032_00147_14229_6162.N1	19-NOV-2004 02:58:54	Dark	51.500	2	Alp Car	-0.73600	7000.0	103	14229	No
59	GOM_NL__2PRFIN20041119_030346_000000802032_00147_14229_6163.N1	19-NOV-2004 03:03:46	Dark	80.000	23	21Eps CMa	1.5020	26000.	160	14229	No
60	GOM_NL__2PRFIN20041119_030716_000000412032_00147_14229_6164.N1	19-NOV-2004 03:07:16	Straylight	41.000	157	The1Eri	2.9060	9300.0	82	14229	No
61	GOM_NL__2PRFIN20041119_031134_000001032032_00147_14229_6165.N1	19-NOV-2004 03:11:34	Straylight	102.50	47	2Bet CMa	1.9760	28000.	205	14229	No
62	GOM_NL__2PRFIN20041119_031427_000000562032_00147_14229_6166.N1	19-NOV-2004 03:14:27	Straylight	56.000	165	34Gam Eri	2.9500	3200.0	112	14229	No
63	GOM_NL__2PRFIN20041119_031642_000000792032_00147_14229_6167.N1	19-NOV-2004 03:16:42	Straylight	79.000	7	19Bet Ori	0.10000	14000.	158	14229	No
64	GOM_NL__2PRFIN20041119_031957_000000472032_00147_14229_6168.N1	19-NOV-2004 03:19:57	Twi_and_stray	47.000	94	92Alp Cet	2.5260	3100.0	94	14229	No
65	GOM_NL__2PRFIN20041119_032452_000000392032_00147_14229_6169.N1	19-NOV-2004 03:24:52	Bright	39.000	105	6Bet Ari	2.6450	8900.0	78	14229	No
66	GOM_NL__2PRFIN20041119_032638_000000442032_00147_14229_6170.N1	19-NOV-2004 03:26:38	Bright	43.500	146	25Eta Tau	2.8730	15200.	87	14229	No
67	GOM_NL__2PRFIN20041119_032846_000000382032_00147_14229_6171.N1	19-NOV-2004 03:28:46	Bright	37.500	173	4Bet Tri	3.0040	8900.0	75	14229	No
68	GOM_NL__2PRFIN20041119_033051_000000412032_00147_14229_6172.N1	19-NOV-2004 03:30:51	Bright	41.000	73	57Gam1And	2.2600	13100.	82	14229	No
69	GOM_NL__2PRFIN20041119_033342_000000422032_00147_14229_6173.N1	19-NOV-2004 03:33:42	Bright	41.500	35	33Alp Per	1.7950	6250.0	83	14229	No
70	GOM_NL__2PRFIN20041119_033522_000000392032_00147_14229_6174.N1	19-NOV-2004 03:35:22	Bright	39.000	68	18Alp Cas	2.2250	4500.0	78	14229	No
71	GOM_NL__2PRFIN20041119_033834_000000702032_00147_14229_6175.N1	19-NOV-2004 03:38:34	Bright	70.000	107	37The Aur	2.6490	11000.	140	14229	No
72	GOM_NL__2PRFIN20041119_034406_000000352032_00147_14229_6176.N1	19-NOV-2004 03:44:06	Bright	35.000	49	1Alp UMi	1.9900	6300.0	70	14229	No
73	GOM_NL__2PRFIN20041119_034833_000000412032_00147_14229_6177.N1	19-NOV-2004 03:48:33	Bright	40.500	60	7Bet UMi	2.0810	3950.0	81	14229	No
74	GOM_NL__2PRFIN20041119_035038_000000402032_00147_14229_6178.N1	19-NOV-2004 03:50:38	Bright	39.500	119	14Eta Dra	2.7270	4700.0	79	14229	No
75	GOM_NL__2PRFIN20041119_035313_000000442032_00147_14229_6179.N1	19-NOV-2004 03:53:13	Bright	43.500	82	48Bet UMa	2.3650	10600.	87	14229	No
76	GOM_NL__2PRFIN20041119_035435_000000412032_00147_14229_6180.N1	19-NOV-2004 03:54:35	Bright	41.000	87	64Gam UMa	2.4330	11000.	82	14229	No
77	GOM_NL__2PRFIN20041119_035721_000000492032_00147_14229_6181.N1	19-NOV-2004 03:57:21	Bright	48.500	174	52Psi UMa	3.0040	4400.0	97	14229	No
78	GOM_NL__2PRFIN20041119_035919_000000382032_00147_14229_6182.N1	19-NOV-2004 03:59:19	Bright	38.000	152	12Alp2CVn	2.8900	11000.	76	14229	No
79	GOM_NL__2PRFIN20041119_040126_000000392032_00147_14229_6183.N1	19-NOV-2004 04:01:26	Bright	38.500	83		2.3780	11000.	77	14229	No
80	GOM_NL__2PRFIN20041119_040359_000000362032_00147_14229_6184.N1	19-NOV-2004 04:03:59	Bright	35.500	3	16Alp Boo	-0.050000	4250.0	71	14229	No
81	GOM_NL__2PRFIN20041119_040627_000000652032_00147_14229_6185.N1	19-NOV-2004 04:06:27	Bright	65.000	96	68Del Leo	2.5600	9300.0	130	14229	No
82	GOM_NL__2PRFIN20041119_040856_000001092032_00147_14229_6186.N1	19-NOV-2004 04:08:56	Twi_and_stray	108.50	51	41Gam1Leo	2.0100	4500.0	217	14229	No
83	GOM_NL__2PRFIN20041119_041408_000001162032_00147_14229_6187.N1	19-NOV-2004 04:14:08	Straylight	116.00	22	32Alp Leo	1.3600	15200.	232	14229	No
84	GOM_NL__2PRFIN20041119_041718_000000462032_00147_14229_6188.N1	19-NOV-2004 04:17:18	Twilight	46.000	106	9Bet Crv	2.6480	5600.0	92	14229	No
85	GOM_NL__2PRFIN20041119_042348_000000422032_00147_14229_6189.N1	19-NOV-2004 04:23:48	Dark	41.500	64	Gam Cen	2.2000	10600.	83	14229	No
86	GOM_NL__2PRFIN20041119_042632_000000422032_00147_14229_6190.N1	19-NOV-2004 04:26:32	Dark	41.500	20	Bet Cru	1.2530	30000.	83	14229	No
87	GOM_NL__2PRFIN20041119_042953_000000392032_00148_14230_6159.N1	19-NOV-2004 04:29:53	Dark	39.000	124	The Car	2.7640	30000.	78	14230	No
88	GOM_NL__2PRFIN20041119_043400_000000582032_00148_14230_6160.N1	19-NOV-2004 04:34:00	Dark	58.000	41	Eps Car	1.8600	4100.0	116	14230	No
89	GOM_NL__2PRFIN20041119_043621_000000612032_00148_14230_6161.N1	19-NOV-2004 04:36:21	Dark	60.500	70	Zet Pup	2.2460	39000.	121	14230	No
90	GOM_NL__2PRFIN20041119_043932_000000602032_00148_14230_6162.N1	19-NOV-2004 04:39:32	Dark	60.000	2	Alp Car	-0.73600	7000.0	120	14230	No
91	GOM_NL__2PRFIN20041119_044221_000000812032_00148_14230_6163.N1	19-NOV-2004 04:42:21	Dark	80.500	88	31Eta CMa	2.4480	20000.	161	14230	No
92	GOM_NL__2PRFIN20041119_044455_000001062032_00148_14230_6164.N1	19-NOV-2004 04:44:55	Dark	105.50	37	25Del CMa	1.8300	5900.0	211	14230	No
93	GOM_NL__2PRFIN20041119_044753_000000402032_00148_14230_6165.N1	19-NOV-2004 04:47:53	Straylight	39.500	157	The1Eri	2.9060	9300.0	79	14230	No
94	GOM_NL__2PRFIN20041119_045249_000001842032_00148_14230_6166.N1	19-NOV-2004 04:52:49	Straylight	184.00	1	9Alp CMa	-1.4400	11000.	368	14230	No
95	GOM_NL__2PRFIN20041119_045718_000000752032_00148_14230_6167.N1	19-NOV-2004 04:57:18	Straylight	75.000	7	19Bet Ori	0.10000	14000.	150	14230	No
96	GOM_NL__2PRFIN20041119_050033_000000502032_00148_14230_6168.N1	19-NOV-2004 05:00:33	Twi_and_stray	50.000	94	92Alp Cet	2.5260	3100.0	100	14230	No
97	GOM_NL__2PRFIN20041119_050529_000000392032_00148_14230_6169.N1	19-NOV-2004 05:05:29	Bright	39.000	105	6Bet Ari	2.6450	8900.0	78	14230	No
98	GOM_NL__2PRFIN20041119_050713_000000452032_00148_14230_6170.N1	19-NOV-2004 05:07:13	Bright	44.500	146	25Eta Tau	2.8730	15200.	89	14230	No
99	GOM_NL__2PRFIN20041119_050923_000000382032_00148_14230_6171.N1	19-NOV-2004 05:09:23	Bright	37.500	173	4Bet Tri	3.0040	8900.0	75	14230	No
100	GOM_NL__2PRFIN20041119_051128_000000372032_00148_14230_6172.N1	19-NOV-2004 05:11:28	Bright	37.000	73	57Gam1And	2.2600	13100.	74	14230	No
101	GOM_NL__2PRFIN20041119_051407_000000402032_00148_14230_6173.N1	19-NOV-2004 05:14:07	Bright	40.000	175	39Del Per	3.0100	19400.	80	14230	No

102	GOM_NL__2PRFIN20041119_051558_000000422032_00148_14230_6174.N1	19-NOV-2004 05:15:58	Bright	42.000	68	18Alp Cas	2.2250	4500.0	84	14230	No
103	GOM_NL__2PRFIN20041119_051908_000000692032_00148_14230_6175.N1	19-NOV-2004 05:19:08	Bright	69.000	107	37The Aur	2.6490	11000.	138	14230	No
104	GOM_NL__2PRFIN20041119_052441_000000392032_00148_14230_6176.N1	19-NOV-2004 05:24:41	Bright	39.000	49	1Alp UMi	1.9900	6300.0	78	14230	No
105	GOM_NL__2PRFIN20041119_052909_000000402032_00148_14230_6177.N1	19-NOV-2004 05:29:09	Bright	40.000	60	7Bet UMi	2.0810	3950.0	80	14230	No
106	GOM_NL__2PRFIN20041119_053114_000000392032_00148_14230_6178.N1	19-NOV-2004 05:31:14	Bright	38.500	119	14Eta Dra	2.7270	4700.0	77	14230	No
107	GOM_NL__2PRFIN20041119_053348_000000432032_00148_14230_6179.N1	19-NOV-2004 05:33:48	Bright	43.000	82	48Bet UMa	2.3650	10600.	86	14230	No
108	GOM_NL__2PRFIN20041119_053511_000000402032_00148_14230_6180.N1	19-NOV-2004 05:35:11	Bright	40.000	87	64Gam UMa	2.4330	11000.	80	14230	No
109	GOM_NL__2PRFIN20041119_053757_000000482032_00148_14230_6181.N1	19-NOV-2004 05:37:57	Bright	48.000	174	52Psi UMa	3.0040	4400.0	96	14230	No
110	GOM_NL__2PRFIN20041119_053955_000000372032_00148_14230_6182.N1	19-NOV-2004 05:39:55	Bright	37.000	152	12Alp2CVn	2.8900	11000.	74	14230	No
111	GOM_NL__2PRFIN20041119_054203_000000392032_00148_14230_6183.N1	19-NOV-2004 05:42:03	Bright	38.500	83		2.3780	11000.	77	14230	No
112	GOM_NL__2PRFIN20041119_054435_000000372032_00148_14230_6184.N1	19-NOV-2004 05:44:35	Bright	36.500	3	16Alp Boo	-0.050000	4250.0	73	14230	No
113	GOM_NL__2PRFIN20041119_054703_000000522032_00148_14230_6185.N1	19-NOV-2004 05:47:03	Bright	52.000	96	68Del Leo	2.5600	9300.0	104	14230	No
114	GOM_NL__2PRFIN20041119_054933_000000932032_00148_14230_6186.N1	19-NOV-2004 05:49:33	Twilight	92.500	51	41Gam1Leo	2.0100	4500.0	185	14230	No
115	GOM_NL__2PRFIN20041119_055446_000001082032_00148_14230_6187.N1	19-NOV-2004 05:54:46	Straylight	107.50	22	32Alp Leo	1.3600	15200.	215	14230	No
116	GOM_NL__2PRFIN20041119_055824_000000502032_00148_14230_6188.N1	19-NOV-2004 05:58:24	Twilight	49.500	171	2Eps Crv	3.0010	4250.0	99	14230	No
117	GOM_NL__2PRFIN20041119_060424_000000442032_00148_14230_6189.N1	19-NOV-2004 06:04:24	Dark	43.500	64	Gam Cen	2.2000	10600.	87	14230	No
118	GOM_NL__2PRFIN20041119_060708_000000412032_00148_14230_6190.N1	19-NOV-2004 06:07:08	Dark	41.000	20	Bet Cru	1.2530	30000.	82	14230	No
119	GOM_NL__2PRFIN20041119_060814_000000422032_00149_14231_6191.N1	19-NOV-2004 06:08:14	Dark	41.500	12	Alp1Cru	0.77500	30000.	83	14231	No
120	GOM_NL__2PRFIN20041119_061030_000000382032_00149_14231_6159.N1	19-NOV-2004 06:10:30	Dark	38.000	124	The Car	2.7640	30000.	76	14231	No
121	GOM_NL__2PRFIN20041119_061438_000000522032_00149_14231_6160.N1	19-NOV-2004 06:14:38	Dark	52.000	41	Eps Car	1.8600	4100.0	104	14231	No
122	GOM_NL__2PRFIN20041119_061700_000000582032_00149_14231_6161.N1	19-NOV-2004 06:17:00	Dark	58.000	70	Zet Pup	2.2460	39000.	116	14231	No
123	GOM_NL__2PRFIN20041119_062008_000000502032_00149_14231_6162.N1	19-NOV-2004 06:20:08	Dark	50.000	2	Alp Car	-0.73600	7000.0	100	14231	No
124	GOM_NL__2PRFIN20041119_062256_000000802032_00149_14231_6163.N1	19-NOV-2004 06:22:56	Dark	79.500	88	31Eta CMa	2.4480	20000.	159	14231	No
125	GOM_NL__2PRFIN20041119_062532_000000972032_00149_14231_6164.N1	19-NOV-2004 06:25:32	Dark	97.000	37	25Del CMa	1.8300	5900.0	194	14231	No
126	GOM_NL__2PRFIN20041119_062829_000000402032_00149_14231_6165.N1	19-NOV-2004 06:28:29	Straylight	40.000	157	The1Eri	2.9060	9300.0	80	14231	No
127	GOM_NL__2PRFIN20041119_063325_000001582032_00149_14231_6166.N1	19-NOV-2004 06:33:25	Straylight	157.50	1	9Alp CMa	-1.4400	11000.	315	14231	No
128	GOM_NL__2PRFIN20041119_063753_000000762032_00149_14231_6167.N1	19-NOV-2004 06:37:53	Straylight	76.000	7	19Bet Ori	0.10000	14000.	152	14231	No
129	GOM_NL__2PRFIN20041119_064109_000000512032_00149_14231_6168.N1	19-NOV-2004 06:41:09	Twilight	50.500	94	92Alp Cet	2.5260	3100.0	101	14231	No
130	GOM_NL__2PRFIN20041119_064606_000000372032_00149_14231_6169.N1	19-NOV-2004 06:46:06	Bright	37.000	105	6Bet Ari	2.6450	8900.0	74	14231	No
131	GOM_NL__2PRFIN20041119_064749_000000452032_00149_14231_6170.N1	19-NOV-2004 06:47:49	Bright	45.000	146	25Eta Tau	2.8730	15200.	90	14231	No
132	GOM_NL__2PRFIN20041119_065000_000000372032_00149_14231_6171.N1	19-NOV-2004 06:50:00	Bright	37.000	173	4Bet Tri	3.0040	8900.0	74	14231	No
133	GOM_NL__2PRFIN20041119_065204_000000382032_00149_14231_6172.N1	19-NOV-2004 06:52:04	Bright	37.500	73	57Gam1And	2.2600	13100.	75	14231	No
134	GOM_NL__2PRFIN20041119_065442_000000402032_00149_14231_6173.N1	19-NOV-2004 06:54:42	Bright	39.500	175	39Del Per	3.0100	19400.	79	14231	No
135	GOM_NL__2PRFIN20041119_065636_000000382032_00149_14231_6174.N1	19-NOV-2004 06:56:36	Bright	38.000	68	18Alp Cas	2.2250	4500.0	76	14231	No
136	GOM_NL__2PRFIN20041119_070518_000000382032_00149_14231_6175.N1	19-NOV-2004 07:05:18	Bright	37.500	49	1Alp UMi	1.9900	6300.0	75	14231	No
137	GOM_NL__2PRFIN20041119_070946_000000382032_00149_14231_6176.N1	19-NOV-2004 07:09:46	Bright	38.000	60	7Bet UMi	2.0810	3950.0	76	14231	No
138	GOM_NL__2PRFIN20041119_071151_000000402032_00149_14231_6177.N1	19-NOV-2004 07:11:51	Bright	39.500	119	14Eta Dra	2.7270	4700.0	79	14231	No
139	GOM_NL__2PRFIN20041119_071424_000000442032_00149_14231_6178.N1	19-NOV-2004 07:14:24	Bright	43.500	82	48Bet UMa	2.3650	10600.	87	14231	No
140	GOM_NL__2PRFIN20041119_071547_000000422032_00149_14231_6179.N1	19-NOV-2004 07:15:47	Bright	42.000	87	64Gam UMa	2.4330	11000.	84	14231	No
141	GOM_NL__2PRFIN20041119_071830_000000512032_00149_14231_6180.N1	19-NOV-2004 07:18:30	Bright	51.000	174	52Psi UMa	3.0040	4400.0	102	14231	No
142	GOM_NL__2PRFIN20041119_072031_000000382032_00149_14231_6181.N1	19-NOV-2004 07:20:31	Bright	38.000	152	12Alp2CVn	2.8900	11000.	76	14231	No
143	GOM_NL__2PRFIN20041119_072241_000000362032_00149_14231_6182.N1	19-NOV-2004 07:22:41	Bright	36.000	83		2.3780	11000.	72	14231	No
144	GOM_NL__2PRFIN20041119_072511_000000362032_00149_14231_6183.N1	19-NOV-2004 07:25:11	Bright	36.000	3	16Alp Boo	-0.050000	4250.0	72	14231	No
145	GOM_NL__2PRFIN20041119_072739_000000542032_00149_14231_6184.N1	19-NOV-2004 07:27:39	Bright	53.500	96	68Del Leo	2.5600	9300.0	107	14231	No
146	GOM_NL__2PRFIN20041119_073009_000001002032_00149_14231_6185.N1	19-NOV-2004 07:30:09	Twilight	100.00	51	41Gam1Leo	2.0100	4500.0	200	14231	No
147	GOM_NL__2PRFIN20041119_073524_000001202032_00149_14231_6186.N1	19-NOV-2004 07:35:24	Straylight	119.50	22	32Alp Leo	1.3600	15200.	239	14231	No
148	GOM_NL__2PRFIN20041119_073901_000000502032_00149_14231_6187.N1	19-NOV-2004 07:39:01	Twilight	49.500	171	2Eps Crv	3.0010	4250.0	99	14231	No
149	GOM_NL__2PRFIN20041119_074501_000000442032_00149_14231_6188.N1	19-NOV-2004 07:45:01	Dark	44.000	64	Gam Cen	2.2000	10600.	88	14231	No
150	GOM_NL__2PRFIN20041119_074744_000000462032_00149_14231_6189.N1	19-NOV-2004 07:47:44	Dark	45.500	20	Bet Cru	1.2530	30000.	91	14231	No
151	GOM_NL__2PRFIN20041119_074851_000000452032_00150_14232_6190.N1	19-NOV-2004 07:48:51	Dark	44.500	12	Alp1Cru	0.77500	30000.	89	14232	No
152	GOM_NL__2PRFIN20041119_075107_000000402032_00150_14232_6159.N1	19-NOV-2004 07:51:07	Dark	39.500	124	The Car	2.7640	30000.	79	14232	No
153	GOM_NL__2PRFIN20041119_075515_000000442032_00150_14232_6160.N1	19-NOV-2004 07:55:15	Dark	43.500	41	Eps Car	1.8600	4100.0	87	14232	No
154	GOM_NL__2PRFIN20041119_075738_000000612032_00150_14232_6161.N1	19-NOV-2004 07:57:38	Dark	60.500	70	Zet Pup	2.2460	39000.	121	14232	No
155	GOM_NL__2PRFIN20041119_080045_000000492032_00150_14232_6162.N1	19-NOV-2004 08:00:45	Dark	49.000	2	Alp Car	-0.73600	7000.0	98	14232	No
156	GOM_NL__2PRFIN20041119_080335_000000812032_00150_14232_6163.N1	19-NOV-2004 08:03:35	Dark	81.000	88	31Eta CMa	2.4480	20000.	162	14232	No
157	GOM_NL__2PRFIN20041119_080608_000000942032_00150_14232_6164.N1	19-NOV-2004 08:06:08	Dark	93.500	37	25Del CMa	1.8300	5900.0	187	14232	No
158	GOM_NL__2PRFIN20041119_080906_000000412032_00150_14232_6165.N1	19-NOV-2004 08:09:06	Straylight	40.500	157	The1Eri	2.9060	9300.0	81	14232	No
159	GOM_NL__2PRFIN20041119_081401_000001512032_00150_14232_6166.N1	19-NOV-2004 08:14:01	Straylight	150.50	1	9Alp CMa	-1.4400	11000.	301	14232	No
160	GOM_NL__2PRFIN20041119_081827_000000812032_00150_14232_6167.N1	19-NOV-2004 08:18:27	Straylight	81.000	7	19Bet Ori	0.10000	14000.	162	14232	No



161	GOM_NL__2PRFIN20041119_082145_000000522032_00150_14232_6168.N1	19-NOV-2004 08:21:45	Twilight	51.500	94	92Alp Cet	2.5260	3100.0	103	14232	No
162	GOM_NL__2PRFIN20041119_082642_000000392032_00150_14232_6169.N1	19-NOV-2004 08:26:42	Bright	38.500	105	6Bet Ari	2.6450	8900.0	77	14232	No
163	GOM_NL__2PRFIN20041119_082825_000000452032_00150_14232_6170.N1	19-NOV-2004 08:28:25	Bright	44.500	146	25Eta Tau	2.8730	15200.	89	14232	No
164	GOM_NL__2PRFIN20041119_083035_000000382032_00150_14232_6171.N1	19-NOV-2004 08:30:35	Bright	37.500	173	4Bet Tri	3.0040	8900.0	75	14232	No
165	GOM_NL__2PRFIN20041119_083239_000000382032_00150_14232_6172.N1	19-NOV-2004 08:32:39	Bright	37.500	73	57Gam1And	2.2600	13100.	75	14232	No
166	GOM_NL__2PRFIN20041119_083518_000000392032_00150_14232_6173.N1	19-NOV-2004 08:35:18	Bright	39.000	175	39Del Per	3.0100	19400.	78	14232	No
167	GOM_NL__2PRFIN20041119_083713_000000402032_00150_14232_6174.N1	19-NOV-2004 08:37:13	Bright	39.500	68	18Alp Cas	2.2250	4500.0	79	14232	No
168	GOM_NL__2PRFIN20041119_084017_000000682032_00150_14232_6175.N1	19-NOV-2004 08:40:17	Bright	68.000	107	37The Aur	2.6490	11000.	136	14232	No
169	GOM_NL__2PRFIN20041119_084554_000000362032_00150_14232_6176.N1	19-NOV-2004 08:45:54	Bright	35.500	49	1Alp UMi	1.9900	6300.0	71	14232	No
170	GOM_NL__2PRFIN20041119_085022_000000372032_00150_14232_6177.N1	19-NOV-2004 08:50:22	Bright	36.500	60	7Bet UMi	2.0810	3950.0	73	14232	No
171	GOM_NL__2PRFIN20041119_085226_000000402032_00150_14232_6178.N1	19-NOV-2004 08:52:26	Bright	39.500	119	14Eta Dra	2.7270	4700.0	79	14232	No
172	GOM_NL__2PRFIN20041119_085459_000000452032_00150_14232_6179.N1	19-NOV-2004 08:54:59	Bright	44.500	82	48Bet UMa	2.3650	10600.	89	14232	No
173	GOM_NL__2PRFIN20041119_085623_000000442032_00150_14232_6180.N1	19-NOV-2004 08:56:23	Bright	43.500	87	64Gam UMa	2.4330	11000.	87	14232	No
174	GOM_NL__2PRFIN20041119_085908_000000482032_00150_14232_6181.N1	19-NOV-2004 08:59:08	Bright	47.500	174	52Psi UMa	3.0040	4400.0	95	14232	No
175	GOM_NL__2PRFIN20041119_090107_000000382032_00150_14232_6182.N1	19-NOV-2004 09:01:07	Bright	37.500	152	12Alp2CVn	2.8900	11000.	75	14232	No
176	GOM_NL__2PRFIN20041119_090317_000000372032_00150_14232_6183.N1	19-NOV-2004 09:03:17	Bright	36.500	83		2.3780	11000.	73	14232	No
177	GOM_NL__2PRFIN20041119_090548_000000362032_00150_14232_6184.N1	19-NOV-2004 09:05:48	Bright	36.000	3	16Alp Boo	-0.050000	4250.0	72	14232	No
178	GOM_NL__2PRFIN20041119_090816_000000552032_00150_14232_6185.N1	19-NOV-2004 09:08:16	Bright	54.500	96	68Del Leo	2.5600	9300.0	109	14232	No
179	GOM_NL__2PRFIN20041119_091046_000000972032_00150_14232_6186.N1	19-NOV-2004 09:10:46	Twilight	96.500	51	41Gam1Leo	2.0100	4500.0	193	14232	No
180	GOM_NL__2PRFIN20041119_091601_000001152032_00150_14232_6187.N1	19-NOV-2004 09:16:01	Straylight	114.50	22	32Alp Leo	1.3600	15200.	229	14232	No
181	GOM_NL__2PRFIN20041119_091938_000000462032_00150_14232_6188.N1	19-NOV-2004 09:19:38	Twilight	45.500	171	2Eps Crv	3.0010	4250.0	91	14232	No
182	GOM_NL__2PRFIN20041119_092538_000000432032_00150_14232_6189.N1	19-NOV-2004 09:25:38	Dark	43.000	64	Gam Cen	2.2000	10600.	86	14232	No
183	GOM_NL__2PRFIN20041119_092820_000000422032_00150_14232_6190.N1	19-NOV-2004 09:28:20	Dark	41.500	20	Bet Cru	1.2530	30000.	83	14232	No
184	GOM_NL__2PRFIN20041119_092928_000000432032_00151_14233_6191.N1	19-NOV-2004 09:29:28	Dark	43.000	12	Alp1Cru	0.77500	30000.	86	14233	No
185	GOM_NL__2PRFIN20041119_093143_000000402032_00151_14233_6159.N1	19-NOV-2004 09:31:43	Dark	39.500	124	The Car	2.7640	30000.	79	14233	No
186	GOM_NL__2PRFIN20041119_093551_000000402032_00151_14233_6160.N1	19-NOV-2004 09:35:51	Dark	39.500	41	Eps Car	1.8600	4100.0	79	14233	No
187	GOM_NL__2PRFIN20041119_093815_000000592032_00151_14233_6161.N1	19-NOV-2004 09:38:15	Dark	59.000	70	Zet Pup	2.2460	39000.	118	14233	No
188	GOM_NL__2PRFIN20041119_094122_000000512032_00151_14233_6162.N1	19-NOV-2004 09:41:22	Dark	50.500	2	Alp Car	-0.73600	7000.0	101	14233	No
189	GOM_NL__2PRFIN20041119_094410_000000802032_00151_14233_6163.N1	19-NOV-2004 09:44:10	Dark	80.000	88	31Eta CMa	2.4480	20000.	160	14233	No
190	GOM_NL__2PRFIN20041119_094645_000000982032_00151_14233_6164.N1	19-NOV-2004 09:46:45	Dark	98.000	37	25Del CMa	1.8300	5900.0	196	14233	No
191	GOM_NL__2PRFIN20041119_094942_000000412032_00151_14233_6165.N1	19-NOV-2004 09:49:42	Straylight	40.500	157	The1Eri	2.9060	9300.0	81	14233	No
192	GOM_NL__2PRFIN20041119_095437_000001642032_00151_14233_6166.N1	19-NOV-2004 09:54:37	Straylight	163.50	1	9Alp CMa	-1.4400	11000.	327	14233	No
193	GOM_NL__2PRFIN20041119_095903_000000802032_00151_14233_6167.N1	19-NOV-2004 09:59:03	Straylight	80.000	7	19Bet Ori	0.10000	14000.	160	14233	No
194	GOM_NL__2PRFIN20041119_100220_000000542032_00151_14233_6168.N1	19-NOV-2004 10:02:20	Twilight	54.000	94	92Alp Cet	2.5260	3100.0	108	14233	No
195	GOM_NL__2PRFIN20041119_100718_000000392032_00151_14233_6169.N1	19-NOV-2004 10:07:18	Bright	38.500	105	6Bet Ari	2.6450	8900.0	77	14233	No
196	GOM_NL__2PRFIN20041119_100900_000000432032_00151_14233_6170.N1	19-NOV-2004 10:09:00	Bright	43.000	146	25Eta Tau	2.8730	15200.	86	14233	No
197	GOM_NL__2PRFIN20041119_101111_000000382032_00151_14233_6171.N1	19-NOV-2004 10:11:11	Bright	38.000	173	4Bet Tri	3.0040	8900.0	76	14233	No
198	GOM_NL__2PRFIN20041119_101315_000000392032_00151_14233_6172.N1	19-NOV-2004 10:13:15	Bright	39.000	73	57Gam1And	2.2600	13100.	78	14233	No
199	GOM_NL__2PRFIN20041119_101553_000000402032_00151_14233_6173.N1	19-NOV-2004 10:15:53	Bright	39.500	175	39Del Per	3.0100	19400.	79	14233	No
200	GOM_NL__2PRFIN20041119_101749_000000392032_00151_14233_6174.N1	19-NOV-2004 10:17:49	Bright	39.000	68	18Alp Cas	2.2250	4500.0	78	14233	No
201	GOM_NL__2PRFIN20041119_102051_000000702032_00151_14233_6175.N1	19-NOV-2004 10:20:51	Bright	70.000	107	37The Aur	2.6490	11000.	140	14233	No
202	GOM_NL__2PRFIN20041119_102630_000000372032_00151_14233_6176.N1	19-NOV-2004 10:26:30	Bright	37.000	49	1Alp UMi	1.9900	6300.0	74	14233	No
203	GOM_NL__2PRFIN20041119_103058_000000392032_00151_14233_6177.N1	19-NOV-2004 10:30:58	Bright	38.500	60	7Bet UMi	2.0810	3950.0	77	14233	No
204	GOM_NL__2PRFIN20041119_103302_000000402032_00151_14233_6178.N1	19-NOV-2004 10:33:02	Bright	39.500	119	14Eta Dra	2.7270	4700.0	79	14233	No
205	GOM_NL__2PRFIN20041119_103535_000000432032_00151_14233_6179.N1	19-NOV-2004 10:35:35	Bright	43.000	82	48Bet UMa	2.3650	10600.	86	14233	No
206	GOM_NL__2PRFIN20041119_103659_000000402032_00151_14233_6180.N1	19-NOV-2004 10:36:59	Bright	39.500	87	64Gam UMa	2.4330	11000.	79	14233	No
207	GOM_NL__2PRFIN20041119_103944_000000492032_00151_14233_6181.N1	19-NOV-2004 10:39:44	Bright	49.000	174	52Psi UMa	3.0040	4400.0	98	14233	No
208	GOM_NL__2PRFIN20041119_104143_000000392032_00151_14233_6182.N1	19-NOV-2004 10:41:43	Bright	38.500	152	12Alp2CVn	2.8900	11000.	77	14233	No
209	GOM_NL__2PRFIN20041119_104353_000000372032_00151_14233_6183.N1	19-NOV-2004 10:43:53	Bright	37.000	83		2.3780	11000.	74	14233	No
210	GOM_NL__2PRFIN20041119_104624_000000352032_00151_14233_6184.N1	19-NOV-2004 10:46:24	Bright	34.500	3	16Alp Boo	-0.050000	4250.0	69	14233	No
211	GOM_NL__2PRFIN20041119_104853_000000542032_00151_14233_6185.N1	19-NOV-2004 10:48:53	Bright	53.500	96	68Del Leo	2.5600	9300.0	107	14233	No
212	GOM_NL__2PRFIN20041119_105123_000000902032_00151_14233_6186.N1	19-NOV-2004 10:51:23	Twilight	89.500	51	41Gam1Leo	2.0100	4500.0	179	14233	No
213	GOM_NL__2PRFIN20041119_105640_000001132032_00151_14233_6187.N1	19-NOV-2004 10:56:40	Straylight	112.50	22	32Alp Leo	1.3600	15200.	225	14233	No
214	GOM_NL__2PRFIN20041119_110014_000000472032_00151_14233_6188.N1	19-NOV-2004 11:00:14	Twilight	47.000	171	2Eps Crv	3.0010	4250.0	94	14233	No
215	GOM_NL__2PRFIN20041119_110613_000000422032_00151_14233_6189.N1	19-NOV-2004 11:06:13	Dark	42.000	64	Gam Cen	2.2000	10600.	84	14233	No
216	GOM_NL__2PRFIN20041119_110856_000000412032_00151_14233_6190.N1	19-NOV-2004 11:08:56	Dark	40.500	20	Bet Cru	1.2530	30000.	81	14233	No
217	GOM_NL__2PRFIN20041119_111004_000000442032_00152_14234_6191.N1	19-NOV-2004 11:10:04	Dark	44.000	12	Alp1Cru	0.77500	30000.	88	14234	No
218	GOM_NL__2PRFIN20041119_111219_000000402032_00152_14234_6179.N1	19-NOV-2004 11:12:19	Dark	39.500	124	The Car	2.7640	30000.	79	14234	No
219	GOM_NL__2PRFIN20041119_111627_000000452032_00152_14234_6180.N1	19-NOV-2004 11:16:27	Dark	45.000	41	Eps Car	1.8600	4100.0	90	14234	No

220	GOM_NL__2PRFIN20041119_111852_000000592032_00152_14234_6181.N1	19-NOV-2004 11:18:52	Dark	58.500	70	Zet Pup	2.2460	39000.	117	14234	No
221	GOM_NL__2PRFIN20041119_112158_000000602032_00152_14234_6182.N1	19-NOV-2004 11:21:58	Dark	60.000	2	Alp Car	-0.73600	7000.0	120	14234	No
222	GOM_NL__2PRFIN20041119_112449_000000822032_00152_14234_6183.N1	19-NOV-2004 11:24:49	Dark	81.500	88	31Eta CMa	2.4480	20000.	163	14234	No
223	GOM_NL__2PRFIN20041119_112723_000001012032_00152_14234_6184.N1	19-NOV-2004 11:27:23	Dark	101.00	37	25Del CMa	1.8300	5900.0	202	14234	No
224	GOM_NL__2PRFIN20041119_113018_000000412032_00152_14234_6185.N1	19-NOV-2004 11:30:18	Straylight	40.500	157	The1Eri	2.9060	9300.0	81	14234	No
225	GOM_NL__2PRFIN20041119_113513_000001532032_00152_14234_6186.N1	19-NOV-2004 11:35:13	Straylight	152.50	1	9Alp CMa	-1.4400	11000.	305	14234	No
226	GOM_NL__2PRFIN20041119_113939_000000892032_00152_14234_6187.N1	19-NOV-2004 11:39:39	Straylight	89.000	7	19Bet Ori	0.10000	14000.	178	14234	No
227	GOM_NL__2PRFIN20041119_114254_000000542032_00152_14234_6188.N1	19-NOV-2004 11:42:54	Twilight	54.000	94	92Alp Cet	2.5260	3100.0	108	14234	No
228	GOM_NL__2PRFIN20041119_114754_000000392032_00152_14234_6189.N1	19-NOV-2004 11:47:54	Bright	39.000	105	6Bet Ari	2.6450	8900.0	78	14234	No
229	GOM_NL__2PRFIN20041119_114935_000000442032_00152_14234_6190.N1	19-NOV-2004 11:49:35	Bright	43.500	146	25Eta Tau	2.8730	15200.	87	14234	No
230	GOM_NL__2PRFIN20041119_115146_000000382032_00152_14234_6191.N1	19-NOV-2004 11:51:46	Bright	38.000	173	4Bet Tri	3.0040	8900.0	76	14234	No
231	GOM_NL__2PRFIN20041119_115351_000000382032_00152_14234_6192.N1	19-NOV-2004 11:53:51	Bright	37.500	73	57Gam1And	2.2600	13100.	75	14234	No
232	GOM_NL__2PRFIN20041119_115629_000000402032_00152_14234_6193.N1	19-NOV-2004 11:56:29	Bright	39.500	175	39Del Per	3.0100	19400.	79	14234	No
233	GOM_NL__2PRFIN20041119_115825_000000412032_00152_14234_6194.N1	19-NOV-2004 11:58:25	Bright	40.500	68	18Alp Cas	2.2250	4500.0	81	14234	No
234	GOM_NL__2PRFIN20041119_120125_000000712032_00152_14234_6195.N1	19-NOV-2004 12:01:25	Bright	70.500	107	37The Aur	2.6490	11000.	141	14234	No
235	GOM_NL__2PRFIN20041119_120705_000000392032_00152_14234_6196.N1	19-NOV-2004 12:07:05	Bright	38.500	49	1Alp UMi	1.9900	6300.0	77	14234	No
236	GOM_NL__2PRFIN20041119_121133_000000392032_00152_14234_6197.N1	19-NOV-2004 12:11:33	Bright	38.500	60	7Bet UMi	2.0810	3950.0	77	14234	No
237	GOM_NL__2PRFIN20041119_121338_000000362032_00152_14234_6198.N1	19-NOV-2004 12:13:38	Bright	36.000	119	14Eta Dra	2.7270	4700.0	72	14234	No
238	GOM_NL__2PRFIN20041119_121611_000000442032_00152_14234_6199.N1	19-NOV-2004 12:16:11	Bright	43.500	82	48Bet UMa	2.3650	10600.	87	14234	No
239	GOM_NL__2PRFIN20041119_121735_000000412032_00152_14234_6200.N1	19-NOV-2004 12:17:35	Bright	41.000	87	64Gam UMa	2.4330	11000.	82	14234	No
240	GOM_NL__2PRFIN20041119_122020_000000482032_00152_14234_6201.N1	19-NOV-2004 12:20:20	Bright	48.000	174	52Psi UMa	3.0040	4400.0	96	14234	No
241	GOM_NL__2PRFIN20041119_122220_000000372032_00152_14234_6202.N1	19-NOV-2004 12:22:20	Bright	37.000	152	12Alp2CVn	2.8900	11000.	74	14234	No
242	GOM_NL__2PRFIN20041119_122427_000000382032_00152_14234_6203.N1	19-NOV-2004 12:24:27	Bright	37.500	83		2.3780	11000.	75	14234	No
243	GOM_NL__2PRFIN20041119_122700_000000362032_00152_14234_6204.N1	19-NOV-2004 12:27:00	Bright	35.500	3	16Alp Boo	-0.050000	4250.0	71	14234	No
244	GOM_NL__2PRFIN20041119_122929_000000532032_00152_14234_6205.N1	19-NOV-2004 12:29:29	Bright	53.000	96	68Del Leo	2.5600	9300.0	106	14234	No
245	GOM_NL__2PRFIN20041119_123200_000001012032_00152_14234_6206.N1	19-NOV-2004 12:32:00	Twilight	100.50	51	41Gam1Leo	2.0100	4500.0	201	14234	No
246	GOM_NL__2PRFIN20041119_123718_000001182032_00152_14234_6207.N1	19-NOV-2004 12:37:18	Straylight	117.50	22	32Alp Leo	1.3600	15200.	235	14234	No
247	GOM_NL__2PRFIN20041119_124050_000000452032_00152_14234_6208.N1	19-NOV-2004 12:40:50	Twilight	45.000	171	2Eps Crv	3.0010	4250.0	90	14234	No
248	GOM_NL__2PRFIN20041119_124649_000000412032_00152_14234_6209.N1	19-NOV-2004 12:46:49	Dark	40.500	64	Gam Cen	2.2000	10600.	81	14234	No
249	GOM_NL__2PRFIN20041119_124932_000000462032_00152_14234_6210.N1	19-NOV-2004 12:49:32	Dark	45.500	20	Bet Cru	1.2530	30000.	91	14234	No
250	GOM_NL__2PRFIN20041119_125040_000000452032_00153_14235_6211.N1	19-NOV-2004 12:50:40	Dark	45.000	12	Alp1Cru	0.77500	30000.	90	14235	No
251	GOM_NL__2PRFIN20041119_125929_000000592032_00153_14235_6179.N1	19-NOV-2004 12:59:29	Dark	59.000	70	Zet Pup	2.2460	39000.	118	14235	No
252	GOM_NL__2PRFIN20041119_130235_000000602032_00153_14235_6180.N1	19-NOV-2004 13:02:35	Dark	60.000	2	Alp Car	-0.73600	7000.0	120	14235	No
253	GOM_NL__2PRFIN20041119_130526_000000812032_00153_14235_6181.N1	19-NOV-2004 13:05:26	Dark	81.000	88	31Eta CMa	2.4480	20000.	162	14235	No
254	GOM_NL__2PRFIN20041119_130800_000000982032_00153_14235_6182.N1	19-NOV-2004 13:08:00	Dark	98.000	37	25Del CMa	1.8300	5900.0	196	14235	No
255	GOM_NL__2PRFIN20041119_131053_000000422032_00153_14235_6183.N1	19-NOV-2004 13:10:53	Straylight	41.500	157	The1Eri	2.9060	9300.0	83	14235	No
256	GOM_NL__2PRFIN20041119_131549_000001562032_00153_14235_6184.N1	19-NOV-2004 13:15:49	Straylight	155.50	1	9Alp CMa	-1.4400	11000.	311	14235	No
257	GOM_NL__2PRFIN20041119_132016_000000762032_00153_14235_6185.N1	19-NOV-2004 13:20:16	Straylight	76.000	7	19Bet Ori	0.10000	14000.	152	14235	No
258	GOM_NL__2PRFIN20041119_132435_000001052032_00153_14235_6186.N1	19-NOV-2004 13:24:35	Bright	104.50	30	46Eps Ori	1.6940	30000.	209	14235	No
259	GOM_NL__2PRFIN20041119_132830_000000382032_00153_14235_6187.N1	19-NOV-2004 13:28:30	Bright	37.500	105	6Bet Ari	2.6450	8900.0	75	14235	No
260	GOM_NL__2PRFIN20041119_133011_000000432032_00153_14235_6188.N1	19-NOV-2004 13:30:11	Bright	42.500	146	25Eta Tau	2.8730	15200.	85	14235	No
261	GOM_NL__2PRFIN20041119_133223_000000372032_00153_14235_6189.N1	19-NOV-2004 13:32:23	Bright	36.500	173	4Bet Tri	3.0040	8900.0	73	14235	No
262	GOM_NL__2PRFIN20041119_133426_000000402032_00153_14235_6190.N1	19-NOV-2004 13:34:26	Bright	40.000	73	57Gam1And	2.2600	13100.	80	14235	No
263	GOM_NL__2PRFIN20041119_133704_000000412032_00153_14235_6191.N1	19-NOV-2004 13:37:04	Bright	40.500	175	39Del Per	3.0100	19400.	81	14235	No
264	GOM_NL__2PRFIN20041119_133859_000000422032_00153_14235_6192.N1	19-NOV-2004 13:38:59	Bright	41.500	68	18Alp Cas	2.2250	4500.0	83	14235	No
265	GOM_NL__2PRFIN20041119_134742_000000392032_00153_14235_6193.N1	19-NOV-2004 13:47:42	Bright	38.500	49	1Alp UMi	1.9900	6300.0	77	14235	No
266	GOM_NL__2PRFIN20041119_135210_000000362032_00153_14235_6194.N1	19-NOV-2004 13:52:10	Bright	36.000	60	7Bet UMi	2.0810	3950.0	72	14235	No
267	GOM_NL__2PRFIN20041119_135413_000000422032_00153_14235_6195.N1	19-NOV-2004 13:54:13	Bright	42.000	119	14Eta Dra	2.7270	4700.0	84	14235	No
268	GOM_NL__2PRFIN20041119_135646_000000442032_00153_14235_6196.N1	19-NOV-2004 13:56:46	Bright	43.500	82	48Bet UMa	2.3650	10600.	87	14235	No
269	GOM_NL__2PRFIN20041119_135811_000000412032_00153_14235_6197.N1	19-NOV-2004 13:58:11	Bright	41.000	87	64Gam UMa	2.4330	11000.	82	14235	No
270	GOM_NL__2PRFIN20041119_140055_000000492032_00153_14235_6198.N1	19-NOV-2004 14:00:55	Bright	49.000	174	52Psi UMa	3.0040	4400.0	98	14235	No
271	GOM_NL__2PRFIN20041119_140255_000000382032_00153_14235_6199.N1	19-NOV-2004 14:02:55	Bright	38.000	152	12Alp2CVn	2.8900	11000.	76	14235	No
272	GOM_NL__2PRFIN20041119_140503_000000442032_00153_14235_6200.N1	19-NOV-2004 14:05:03	Bright	43.500	83		2.3780	11000.	87	14235	No
273	GOM_NL__2PRFIN20041119_140736_000000352032_00153_14235_6201.N1	19-NOV-2004 14:07:36	Bright	35.000	3	16Alp Boo	-0.050000	4250.0	70	14235	No
274	GOM_NL__2PRFIN20041119_141005_000000532032_00153_14235_6202.N1	19-NOV-2004 14:10:05	Bright	53.000	96	68Del Leo	2.5600	9300.0	106	14235	No
275	GOM_NL__2PRFIN20041119_141237_000000972032_00153_14235_6203.N1	19-NOV-2004 14:12:37	Twilight	96.500	51	41Gam1Leo	2.0100	4500.0	193	14235	No
276	GOM_NL__2PRFIN20041119_141755_000001162032_00153_14235_6204.N1	19-NOV-2004 14:17:55	Straylight	116.00	22	32Alp Leo	1.3600	15200.	232	14235	No
277	GOM_NL__2PRFIN20041119_142127_000000472032_00153_14235_6205.N1	19-NOV-2004 14:21:27	Twilight	47.000	171	2Eps Crv	3.0010	4250.0	94	14235	No
278	GOM_NL__2PRFIN20041119_142726_000000432032_00153_14235_6206.N1	19-NOV-2004 14:27:26	Dark	42.500	64	Gam Cen	2.2000	10600.	85	14235	No

279	GOM_NL__2PRFIN20041119_143008_000000412032_00153_14235_6207.N1	19-NOV-2004 14:30:08	Dark	40.500	20	Bet Cru	1.2530	30000.	81	14235	No
280	GOM_NL__2PRFIN20041119_143115_000000482032_00154_14236_6208.N1	19-NOV-2004 14:31:15	Dark	47.500	12	Alp1Cru	0.77500	30000.	95	14236	No
281	GOM_NL__2PRFIN20041119_144006_000000582032_00154_14236_6179.N1	19-NOV-2004 14:40:06	Dark	58.000	70	Zet Pup	2.2460	39000.	116	14236	No
282	GOM_NL__2PRFIN20041119_144310_000000582032_00154_14236_6180.N1	19-NOV-2004 14:43:10	Dark	57.500	2	Alp Car	-0.73600	7000.0	115	14236	No
283	GOM_NL__2PRFIN20041119_144605_000000812032_00154_14236_6181.N1	19-NOV-2004 14:46:05	Dark	80.500	88	31Eta CMa	2.4480	20000.	161	14236	No
284	GOM_NL__2PRFIN20041119_144838_000001032032_00154_14236_6182.N1	19-NOV-2004 14:48:38	Dark	103.00	37	25Del CMa	1.8300	5900.0	206	14236	No
285	GOM_NL__2PRFIN20041119_145129_000000422032_00154_14236_6183.N1	19-NOV-2004 14:51:29	Straylight	42.000	157	The1Eri	2.9060	9300.0	84	14236	No
286	GOM_NL__2PRFIN20041119_145625_000001602032_00154_14236_6184.N1	19-NOV-2004 14:56:25	Straylight	159.50	1	9Alp CMa	-1.4400	11000.	319	14236	No
287	GOM_NL__2PRFIN20041119_150052_000000812032_00154_14236_6185.N1	19-NOV-2004 15:00:52	Straylight	80.500	7	19Bet Ori	0.10000	14000.	161	14236	No
288	GOM_NL__2PRFIN20041119_150510_000001102032_00154_14236_6186.N1	19-NOV-2004 15:05:10	Bright	109.50	30	46Eps Ori	1.6940	30000.	219	14236	No
289	GOM_NL__2PRFIN20041119_150906_000000382032_00154_14236_6187.N1	19-NOV-2004 15:09:06	Bright	38.000	105	6Bet Ari	2.6450	8900.0	76	14236	No
290	GOM_NL__2PRFIN20041119_151047_000000442032_00154_14236_6188.N1	19-NOV-2004 15:10:47	Bright	44.000	146	25Eta Tau	2.8730	15200.	88	14236	No
291	GOM_NL__2PRFIN20041119_151259_000000382032_00154_14236_6189.N1	19-NOV-2004 15:12:59	Bright	37.500	173	4Bet Tri	3.0040	8900.0	75	14236	No
292	GOM_NL__2PRFIN20041119_151503_000000392032_00154_14236_6190.N1	19-NOV-2004 15:15:03	Bright	39.000	73	57Gam1And	2.2600	13100.	78	14236	No
293	GOM_NL__2PRFIN20041119_151739_000000402032_00154_14236_6191.N1	19-NOV-2004 15:17:39	Bright	40.000	175	39Del Per	3.0100	19400.	80	14236	No
294	GOM_NL__2PRFIN20041119_151935_000000442032_00154_14236_6192.N1	19-NOV-2004 15:19:35	Bright	43.500	68	18Alp Cas	2.2250	4500.0	87	14236	No
295	GOM_NL__2PRFIN20041119_152817_000000392032_00154_14236_6193.N1	19-NOV-2004 15:28:17	Bright	39.000	49	1Alp UMi	1.9900	6300.0	78	14236	No
296	GOM_NL__2PRFIN20041119_153246_000000392032_00154_14236_6194.N1	19-NOV-2004 15:32:46	Bright	39.000	60	7Bet UMi	2.0810	3950.0	78	14236	No
297	GOM_NL__2PRFIN20041119_153451_000000392032_00154_14236_6195.N1	19-NOV-2004 15:34:51	Bright	39.000	119	14Eta Dra	2.7270	4700.0	78	14236	No
298	GOM_NL__2PRFIN20041119_153722_000000432032_00154_14236_6196.N1	19-NOV-2004 15:37:22	Bright	43.000	82	48Bet UMa	2.3650	10600.	86	14236	No
299	GOM_NL__2PRFIN20041119_153846_000000582032_00154_14236_6197.N1	19-NOV-2004 15:38:46	Bright	58.000	87	64Gam UMa	2.4330	11000.	116	14236	No
300	GOM_NL__2PRFIN20041119_154131_000000492032_00154_14236_6198.N1	19-NOV-2004 15:41:31	Bright	49.000	174	52Psi UMa	3.0040	4400.0	98	14236	No
301	GOM_NL__2PRFIN20041119_154331_000000382032_00154_14236_6199.N1	19-NOV-2004 15:43:31	Bright	37.500	152	12Alp2CVn	2.8900	11000.	75	14236	No
302	GOM_NL__2PRFIN20041119_154539_000000392032_00154_14236_6200.N1	19-NOV-2004 15:45:39	Bright	39.000	83		2.3780	11000.	78	14236	No
303	GOM_NL__2PRFIN20041119_154812_000000362032_00154_14236_6201.N1	19-NOV-2004 15:48:12	Bright	35.500	3	16Alp Boo	-0.050000	4250.0	71	14236	No
304	GOM_NL__2PRFIN20041119_155042_000000542032_00154_14236_6202.N1	19-NOV-2004 15:50:42	Bright	54.000	96	68Del Leo	2.5600	9300.0	108	14236	No
305	GOM_NL__2PRFIN20041119_155314_000000932032_00154_14236_6203.N1	19-NOV-2004 15:53:14	Twilight	92.500	51	41Gam1Leo	2.0100	4500.0	185	14236	No
306	GOM_NL__2PRFIN20041119_155833_000001222032_00154_14236_6204.N1	19-NOV-2004 15:58:33	Straylight	122.00	22	32Alp Leo	1.3600	15200.	244	14236	No
307	GOM_NL__2PRFIN20041119_160204_000000452032_00154_14236_6205.N1	19-NOV-2004 16:02:04	Twilight	45.000	171	2Eps Crv	3.0010	4250.0	90	14236	No
308	GOM_NL__2PRFIN20041119_160802_000000412032_00154_14236_6206.N1	19-NOV-2004 16:08:02	Dark	41.000	64	Gam Cen	2.2000	10600.	82	14236	No
309	GOM_NL__2PRFIN20041119_161044_000000412032_00154_14236_6207.N1	19-NOV-2004 16:10:44	Dark	41.000	20	Bet Cru	1.2530	30000.	82	14236	No
310	GOM_NL__2PRFIN20041119_161152_000000422032_00155_14237_6208.N1	19-NOV-2004 16:11:52	Dark	41.500	12	Alp1Cru	0.77500	30000.	83	14237	No
311	GOM_NL__2PRFIN20041119_162043_000000602032_00155_14237_6179.N1	19-NOV-2004 16:20:43	Dark	59.500	70	Zet Pup	2.2460	39000.	119	14237	No
312	GOM_NL__2PRFIN20041119_162348_000000602032_00155_14237_6180.N1	19-NOV-2004 16:23:48	Dark	60.000	2	Alp Car	-0.73600	7000.0	120	14237	No
313	GOM_NL__2PRFIN20041119_162641_000000812032_00155_14237_6181.N1	19-NOV-2004 16:26:41	Dark	81.000	88	31Eta CMa	2.4480	20000.	162	14237	No
314	GOM_NL__2PRFIN20041119_162915_000000992032_00155_14237_6182.N1	19-NOV-2004 16:29:15	Dark	98.500	37	25Del CMa	1.8300	5900.0	197	14237	No
315	GOM_NL__2PRFIN20041119_163206_000000402032_00155_14237_6183.N1	19-NOV-2004 16:32:06	Straylight	39.500	157	The1Eri	2.9060	9300.0	79	14237	No
316	GOM_NL__2PRFIN20041119_163702_000001582032_00155_14237_6184.N1	19-NOV-2004 16:37:02	Straylight	157.50	1	9Alp CMa	-1.4400	11000.	315	14237	No
317	GOM_NL__2PRFIN20041119_164127_000000762032_00155_14237_6185.N1	19-NOV-2004 16:41:27	Straylight	76.000	7	19Bet Ori	0.10000	14000.	152	14237	No
318	GOM_NL__2PRFIN20041119_164545_000000912032_00155_14237_6186.N1	19-NOV-2004 16:45:45	Bright	90.500	30	46Eps Ori	1.6940	30000.	181	14237	No
319	GOM_NL__2PRFIN20041119_164942_000000402032_00155_14237_6187.N1	19-NOV-2004 16:49:42	Bright	39.500	105	6Bet Ari	2.6450	8900.0	79	14237	No
320	GOM_NL__2PRFIN20041119_165122_000000442032_00155_14237_6188.N1	19-NOV-2004 16:51:22	Bright	43.500	146	25Eta Tau	2.8730	15200.	87	14237	No
321	GOM_NL__2PRFIN20041119_165335_000000382032_00155_14237_6189.N1	19-NOV-2004 16:53:35	Bright	37.500	173	4Bet Tri	3.0040	8900.0	75	14237	No
322	GOM_NL__2PRFIN20041119_165539_000000392032_00155_14237_6190.N1	19-NOV-2004 16:55:39	Bright	38.500	73	57Gam1And	2.2600	13100.	77	14237	No
323	GOM_NL__2PRFIN20041119_165815_000000412032_00155_14237_6191.N1	19-NOV-2004 16:58:15	Bright	40.500	175	39Del Per	3.0100	19400.	81	14237	No
324	GOM_NL__2PRFIN20041119_170013_000000382032_00155_14237_6192.N1	19-NOV-2004 17:00:13	Bright	38.000	68	18Alp Cas	2.2250	4500.0	76	14237	No
325	GOM_NL__2PRFIN20041119_170854_000000402032_00155_14237_6193.N1	19-NOV-2004 17:08:54	Bright	40.000	49	1Alp UMi	1.9900	6300.0	80	14237	No
326	GOM_NL__2PRFIN20041119_171322_000000392032_00155_14237_6194.N1	19-NOV-2004 17:13:22	Bright	39.000	60	7Bet UMi	2.0810	3950.0	78	14237	No
327	GOM_NL__2PRFIN20041119_171528_000000392032_00155_14237_6195.N1	19-NOV-2004 17:15:28	Bright	38.500	119	14Eta Dra	2.7270	4700.0	77	14237	No
328	GOM_NL__2PRFIN20041119_171757_000000442032_00155_14237_6196.N1	19-NOV-2004 17:17:57	Bright	43.500	82	48Bet UMa	2.3650	10600.	87	14237	No
329	GOM_NL__2PRFIN20041119_171922_000000422032_00155_14237_6197.N1	19-NOV-2004 17:19:22	Bright	41.500	87	64Gam UMa	2.4330	11000.	83	14237	No
330	GOM_NL__2PRFIN20041119_172207_000000672032_00155_14237_6198.N1	19-NOV-2004 17:22:07	Bright	67.000	174	52Psi UMa	3.0040	4400.0	134	14237	No
331	GOM_NL__2PRFIN20041119_172407_000000382032_00155_14237_6199.N1	19-NOV-2004 17:24:07	Bright	37.500	152	12Alp2CVn	2.8900	11000.	75	14237	No
332	GOM_NL__2PRFIN20041119_172617_000000372032_00155_14237_6200.N1	19-NOV-2004 17:26:17	Bright	36.500	83		2.3780	11000.	73	14237	No
333	GOM_NL__2PRFIN20041119_172849_000000362032_00155_14237_6201.N1	19-NOV-2004 17:28:49	Bright	35.500	3	16Alp Boo	-0.050000	4250.0	71	14237	No
334	GOM_NL__2PRFIN20041119_173118_000000572032_00155_14237_6202.N1	19-NOV-2004 17:31:18	Bright	56.500	96	68Del Leo	2.5600	9300.0	113	14237	No
335	GOM_NL__2PRFIN20041119_173351_000000992032_00155_14237_6203.N1	19-NOV-2004 17:33:51	Twilight	99.000	51	41Gam1Leo	2.0100	4500.0	198	14237	No
336	GOM_NL__2PRFIN20041119_173911_000001102032_00155_14237_6204.N1	19-NOV-2004 17:39:11	Straylight	109.50	22	32Alp Leo	1.3600	15200.	219	14237	No
337	GOM_NL__2PRFIN20041119_174240_000000462032_00155_14237_6205.N1	19-NOV-2004 17:42:40	Twilight	46.000	171	2Eps Crv	3.0010	4250.0	92	14237	No



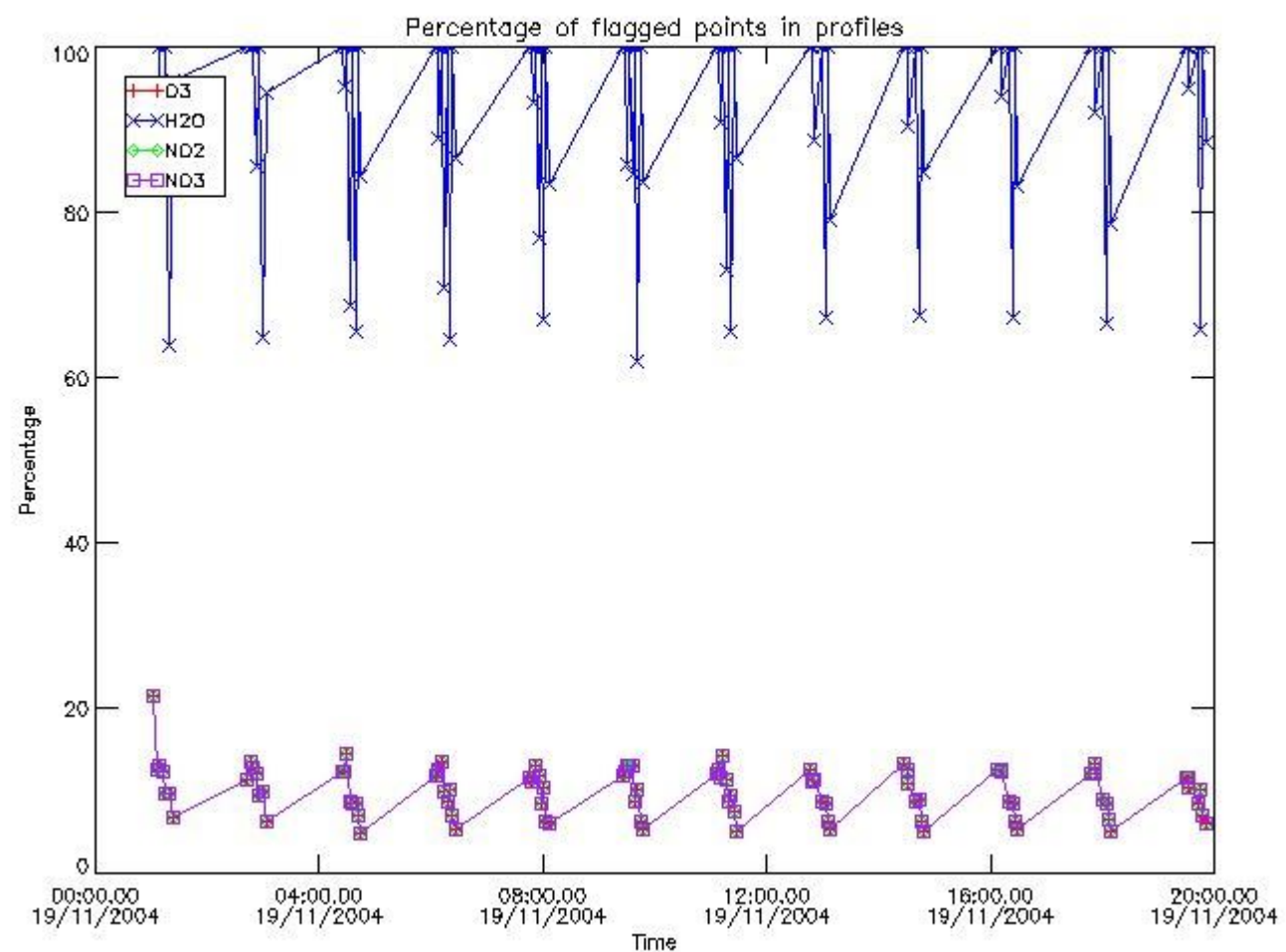
338	GOM_NL__2PRFIN20041119_174839_000000422032_00155_14237_6206.N1	19-NOV-2004 17:48:39	Dark	42.000	64	Gam Cen	2.2000	10600.	84	14237	No
339	GOM_NL__2PRFIN20041119_175121_000000422032_00155_14237_6207.N1	19-NOV-2004 17:51:21	Dark	42.000	20	Bet Cru	1.2530	30000.	84	14237	No
340	GOM_NL__2PRFIN20041119_175228_000000392032_00156_14238_6208.N1	19-NOV-2004 17:52:28	Dark	38.500	12	Alp1Cru	0.77500	30000.	77	14238	No
341	GOM_NL__2PRFIN20041119_180120_000000582032_00156_14238_6179.N1	19-NOV-2004 18:01:20	Dark	57.500	70	Zet Pup	2.2460	39000.	115	14238	No
342	GOM_NL__2PRFIN20041119_180425_000000602032_00156_14238_6180.N1	19-NOV-2004 18:04:25	Dark	60.000	2	Alp Car	-0.73600	7000.0	120	14238	No
343	GOM_NL__2PRFIN20041119_180718_000000802032_00156_14238_6181.N1	19-NOV-2004 18:07:18	Dark	79.500	88	31Eta CMa	2.4480	20000.	159	14238	No
344	GOM_NL__2PRFIN20041119_180952_000001032032_00156_14238_6182.N1	19-NOV-2004 18:09:52	Dark	103.00	37	25Del CMa	1.8300	5900.0	206	14238	No
345	GOM_NL__2PRFIN20041119_181242_000000422032_00156_14238_6183.N1	19-NOV-2004 18:12:42	Straylight	41.500	157	The1Eri	2.9060	9300.0	83	14238	No
346	GOM_NL__2PRFIN20041119_181738_000001582032_00156_14238_6184.N1	19-NOV-2004 18:17:38	Straylight	158.00	1	9Alp CMa	-1.4400	11000.	316	14238	No
347	GOM_NL__2PRFIN20041119_182204_000000862032_00156_14238_6185.N1	19-NOV-2004 18:22:04	Straylight	85.500	7	19Bet Ori	0.10000	14000.	171	14238	No
348	GOM_NL__2PRFIN20041119_182620_000000902032_00156_14238_6186.N1	19-NOV-2004 18:26:20	Bright	90.000	30	46Eps Ori	1.6940	30000.	180	14238	No
349	GOM_NL__2PRFIN20041119_183018_000000372032_00156_14238_6187.N1	19-NOV-2004 18:30:18	Bright	37.000	105	6Bet Ari	2.6450	8900.0	74	14238	No
350	GOM_NL__2PRFIN20041119_183158_000000432032_00156_14238_6188.N1	19-NOV-2004 18:31:58	Bright	42.500	146	25Eta Tau	2.8730	15200.	85	14238	No
351	GOM_NL__2PRFIN20041119_183411_000000362032_00156_14238_6189.N1	19-NOV-2004 18:34:11	Bright	36.000	173	4Bet Tri	3.0040	8900.0	72	14238	No
352	GOM_NL__2PRFIN20041119_183615_000000392032_00156_14238_6190.N1	19-NOV-2004 18:36:15	Bright	38.500	73	57Gam1And	2.2600	13100.	77	14238	No
353	GOM_NL__2PRFIN20041119_183851_000000412032_00156_14238_6191.N1	19-NOV-2004 18:38:51	Bright	41.000	175	39Del Per	3.0100	19400.	82	14238	No
354	GOM_NL__2PRFIN20041119_184049_000000422032_00156_14238_6192.N1	19-NOV-2004 18:40:49	Bright	41.500	68	18Alp Cas	2.2250	4500.0	83	14238	No
355	GOM_NL__2PRFIN20041119_184929_000000392032_00156_14238_6193.N1	19-NOV-2004 18:49:29	Bright	38.500	49	1Alp UMi	1.9900	6300.0	77	14238	No
356	GOM_NL__2PRFIN20041119_185358_000000402032_00156_14238_6194.N1	19-NOV-2004 18:53:58	Bright	40.000	60	7Bet UMi	2.0810	3950.0	80	14238	No
357	GOM_NL__2PRFIN20041119_185604_000000372032_00156_14238_6195.N1	19-NOV-2004 18:56:04	Bright	36.500	119	14Eta Dra	2.7270	4700.0	73	14238	No
358	GOM_NL__2PRFIN20041119_185834_000000452032_00156_14238_6196.N1	19-NOV-2004 18:58:34	Bright	45.000	82	48Bet UMa	2.3650	10600.	90	14238	No
359	GOM_NL__2PRFIN20041119_185958_000000422032_00156_14238_6197.N1	19-NOV-2004 18:59:58	Bright	41.500	87	64Gam UMa	2.4330	11000.	83	14238	No
360	GOM_NL__2PRFIN20041119_190243_000000512032_00156_14238_6198.N1	19-NOV-2004 19:02:43	Bright	51.000	174	52Psi UMa	3.0040	4400.0	102	14238	No
361	GOM_NL__2PRFIN20041119_190444_000000372032_00156_14238_6199.N1	19-NOV-2004 19:04:44	Bright	36.500	152	12Alp2CVn	2.8900	11000.	73	14238	No
362	GOM_NL__2PRFIN20041119_190653_000000372032_00156_14238_6200.N1	19-NOV-2004 19:06:53	Bright	37.000	83		2.3780	11000.	74	14238	No
363	GOM_NL__2PRFIN20041119_190925_000000362032_00156_14238_6201.N1	19-NOV-2004 19:09:25	Bright	35.500	3	16Alp Boo	-0.050000	4250.0	71	14238	No
364	GOM_NL__2PRFIN20041119_191154_000000542032_00156_14238_6202.N1	19-NOV-2004 19:11:54	Bright	54.000	96	68Del Leo	2.5600	9300.0	108	14238	No
365	GOM_NL__2PRFIN20041119_191428_000000962032_00156_14238_6203.N1	19-NOV-2004 19:14:28	Tw_i_and_stray	96.000	51	41Gam1Leo	2.0100	4500.0	192	14238	No
366	GOM_NL__2PRFIN20041119_191949_000001202032_00156_14238_6204.N1	19-NOV-2004 19:19:49	Straylight	120.00	22	32Alp Leo	1.3600	15200.	240	14238	No
367	GOM_NL__2PRFIN20041119_192317_000000482032_00156_14238_6205.N1	19-NOV-2004 19:23:17	Twilight	47.500	171	2Eps Crv	3.0010	4250.0	95	14238	No
368	GOM_NL__2PRFIN20041119_192915_000000452032_00156_14238_6206.N1	19-NOV-2004 19:29:15	Dark	44.500	64	Gam Cen	2.2000	10600.	89	14238	No
369	GOM_NL__2PRFIN20041119_193157_000000442032_00156_14238_6207.N1	19-NOV-2004 19:31:57	Dark	44.000	20	Bet Cru	1.2530	30000.	88	14238	No
370	GOM_NL__2PRFIN20041119_193304_000000492032_00157_14239_6208.N1	19-NOV-2004 19:33:04	Dark	49.000	12	Alp1Cru	0.77500	30000.	98	14239	No
371	GOM_NL__2PRFIN20041119_194155_000000612032_00157_14239_6179.N1	19-NOV-2004 19:41:55	Dark	61.000	70	Zet Pup	2.2460	39000.	122	14239	No
372	GOM_NL__2PRFIN20041119_194501_000000502032_00157_14239_6180.N1	19-NOV-2004 19:45:01	Dark	50.000	2	Alp Car	-0.73600	7000.0	100	14239	No
373	GOM_NL__2PRFIN20041119_194756_000000822032_00157_14239_6181.N1	19-NOV-2004 19:47:56	Dark	81.500	88	31Eta CMa	2.4480	20000.	163	14239	No
374	GOM_NL__2PRFIN20041119_195029_000000952032_00157_14239_6182.N1	19-NOV-2004 19:50:29	Dark	95.000	37	25Del CMa	1.8300	5900.0	190	14239	No
375	GOM_NL__2PRFIN20041119_195318_000000402032_00157_14239_6183.N1	19-NOV-2004 19:53:18	Straylight	39.500	157	The1Eri	2.9060	9300.0	79	14239	No
376	GOM_NL__2PRFIN20041119_195814_000001632032_00157_14239_6184.N1	19-NOV-2004 19:58:14	Straylight	162.50	1	9Alp CMa	-1.4400	11000.	325	14239	No
377	GOM_NL__2PRFIN20041119_200239_000000882032_00157_14239_6185.N1	19-NOV-2004 20:02:39	Straylight	88.000	7	19Bet Ori	0.10000	14000.	176	14239	No
378	GOM_NL__2PRFIN20041119_200656_000000922032_00157_14239_6186.N1	19-NOV-2004 20:06:56	Bright	91.500	30	46Eps Ori	1.6940	30000.	183	14239	No
379	GOM_NL__2PRFIN20041119_201054_000000402032_00157_14239_6187.N1	19-NOV-2004 20:10:54	Bright	39.500	105	6Bet Ari	2.6450	8900.0	79	14239	No
380	GOM_NL__2PRFIN20041119_201234_000000432032_00157_14239_6188.N1	19-NOV-2004 20:12:34	Bright	42.500	146	25Eta Tau	2.8730	15200.	85	14239	No
381	GOM_NL__2PRFIN20041119_201447_000000382032_00157_14239_6189.N1	19-NOV-2004 20:14:47	Bright	37.500	173	4Bet Tri	3.0040	8900.0	75	14239	No
382	GOM_NL__2PRFIN20041119_201651_000000362032_00157_14239_6190.N1	19-NOV-2004 20:16:51	Bright	36.000	73	57Gam1And	2.2600	13100.	72	14239	No
383	GOM_NL__2PRFIN20041119_201926_000000412032_00157_14239_6191.N1	19-NOV-2004 20:19:26	Bright	40.500	175	39Del Per	3.0100	19400.	81	14239	No
384	GOM_NL__2PRFIN20041119_202123_000000412032_00157_14239_6192.N1	19-NOV-2004 20:21:23	Bright	41.000	68	18Alp Cas	2.2250	4500.0	82	14239	No
385	GOM_NL__2PRFIN20041119_203003_000000402032_00157_14239_6193.N1	19-NOV-2004 20:30:03	Bright	40.000	49	1Alp UMi	1.9900	6300.0	80	14239	No
386	GOM_NL__2PRFIN20041119_203433_000000402032_00157_14239_6194.N1	19-NOV-2004 20:34:33	Bright	40.000	60	7Bet UMi	2.0810	3950.0	80	14239	No
387	GOM_NL__2PRFIN20041119_203640_000000362032_00157_14239_6195.N1	19-NOV-2004 20:36:40	Bright	36.000	119	14Eta Dra	2.7270	4700.0	72	14239	No
388	GOM_NL__2PRFIN20041119_203910_000000442032_00157_14239_6196.N1	19-NOV-2004 20:39:10	Bright	44.000	82	48Bet UMa	2.3650	10600.	88	14239	No
389	GOM_NL__2PRFIN20041119_204034_000000412032_00157_14239_6197.N1	19-NOV-2004 20:40:34	Bright	41.000	87	64Gam UMa	2.4330	11000.	82	14239	No
390	GOM_NL__2PRFIN20041119_204320_000000492032_00157_14239_6198.N1	19-NOV-2004 20:43:20	Bright	49.000	174	52Psi UMa	3.0040	4400.0	98	14239	No
391	GOM_NL__2PRFIN20041119_204520_000000372032_00157_14239_6199.N1	19-NOV-2004 20:45:20	Bright	37.000	152	12Alp2CVn	2.8900	11000.	74	14239	No
392	GOM_NL__2PRFIN20041119_204729_000000372032_00157_14239_6200.N1	19-NOV-2004 20:47:29	Bright	37.000	83		2.3780	11000.	74	14239	No
393	GOM_NL__2PRFIN20041119_205001_000000362032_00157_14239_6201.N1	19-NOV-2004 20:50:01	Bright	35.500	3	16Alp Boo	-0.050000	4250.0	71	14239	No
394	GOM_NL__2PRFIN20041119_205231_000000522032_00157_14239_6202.N1	19-NOV-2004 20:52:31	Bright	51.500	96	68Del Leo	2.5600	9300.0	103	14239	No
395	GOM_NL__2PRFIN20041119_205505_000000982032_00157_14239_6203.N1	19-NOV-2004 20:55:05	Tw_i_and_stray	97.500	51	41Gam1Leo	2.0100	4500.0	195	14239	No



### 3. Quality information per product

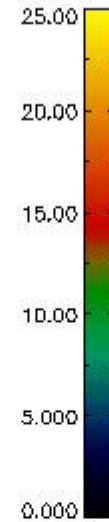
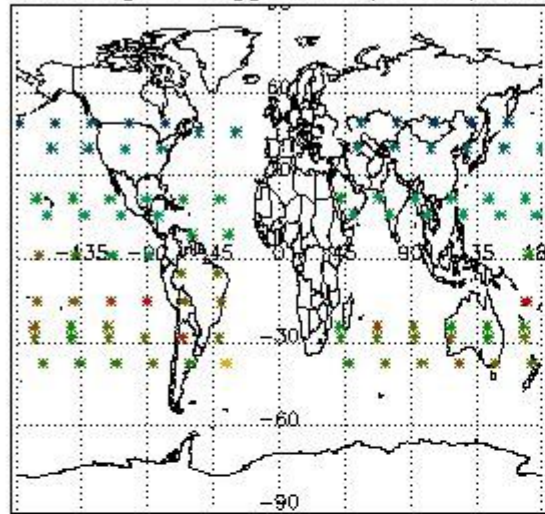
In this section it is plotted some information contained in the Quality Summary data set of the level 2 products. Only products in dark limb conditions and without errors (error flag in the MPH set to "0") are used.

#### 3.1 Plot quality information per product (time dependant)

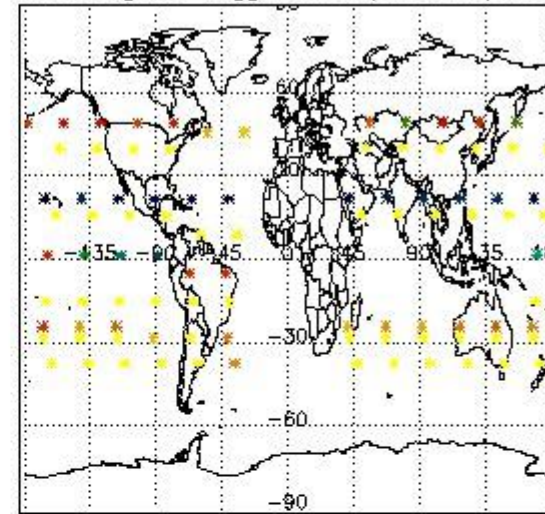


#### 3.2 Plot quality information per product (world map)

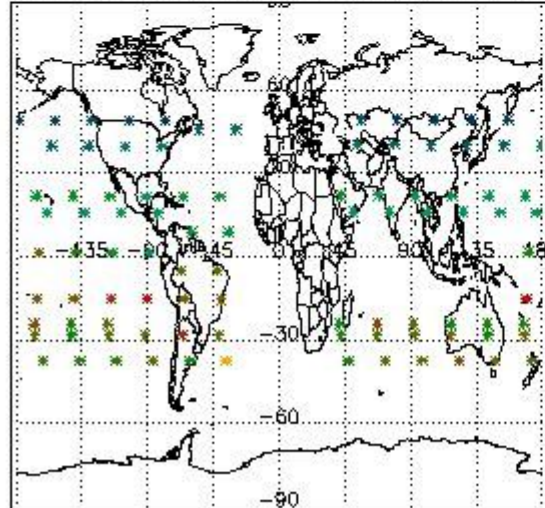
Percentage of flagged data per O3 profile



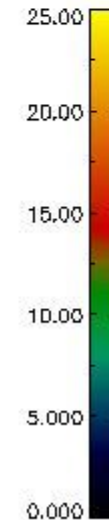
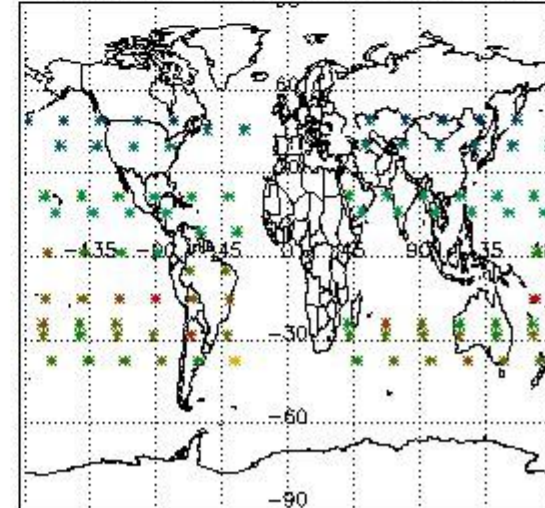
Percentage of flagged data per H2O profile



Percentage of flagged data per NO2 profile



Percentage of flagged data per NO3 profile

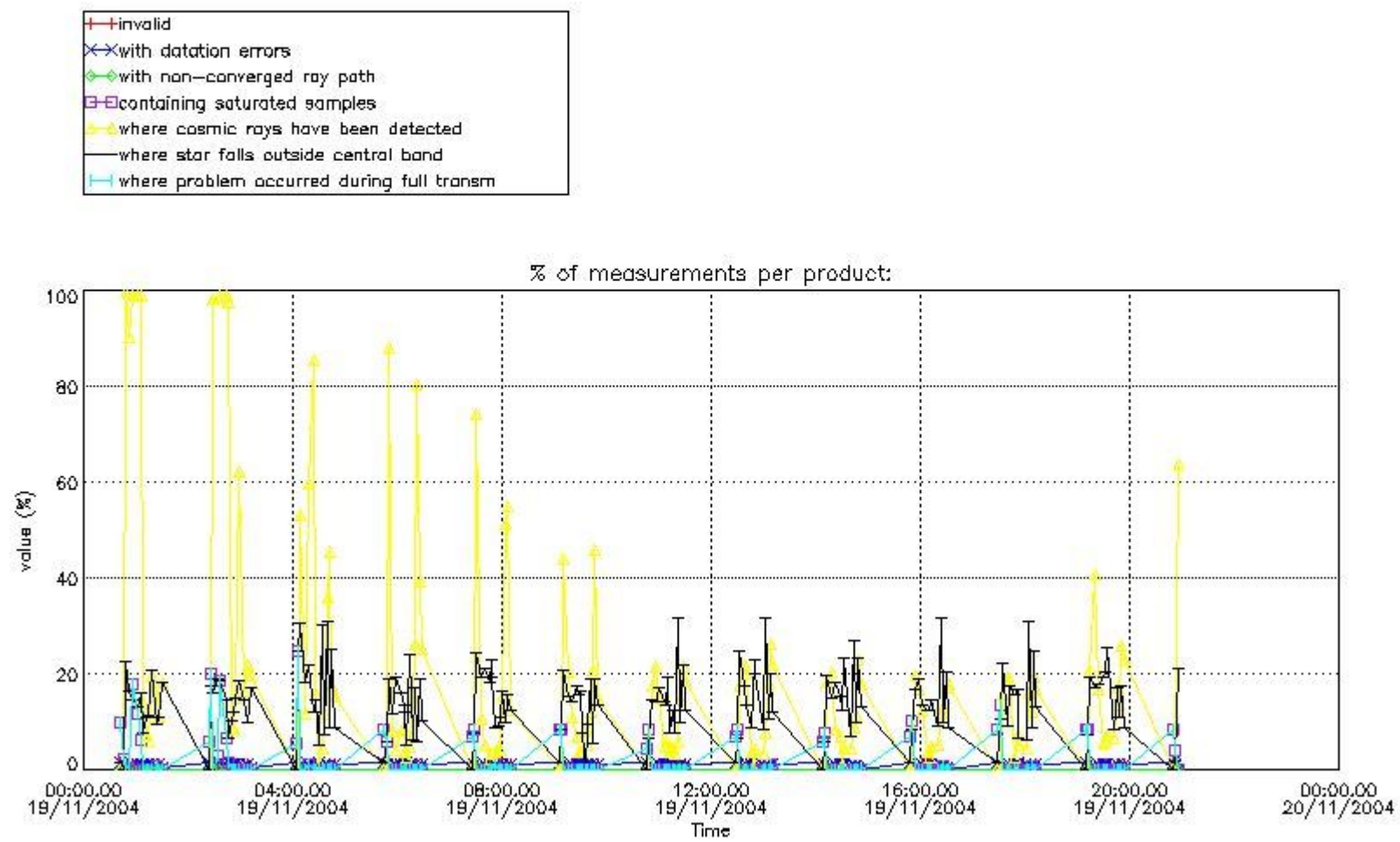


#### 4. Level 1 quality information per product

In this section it is plotted some information contained in the Quality Summary data set of the level 2 products that comes from the level 1b processing. Products without errors (error flag in the MPH set to "0") are used.

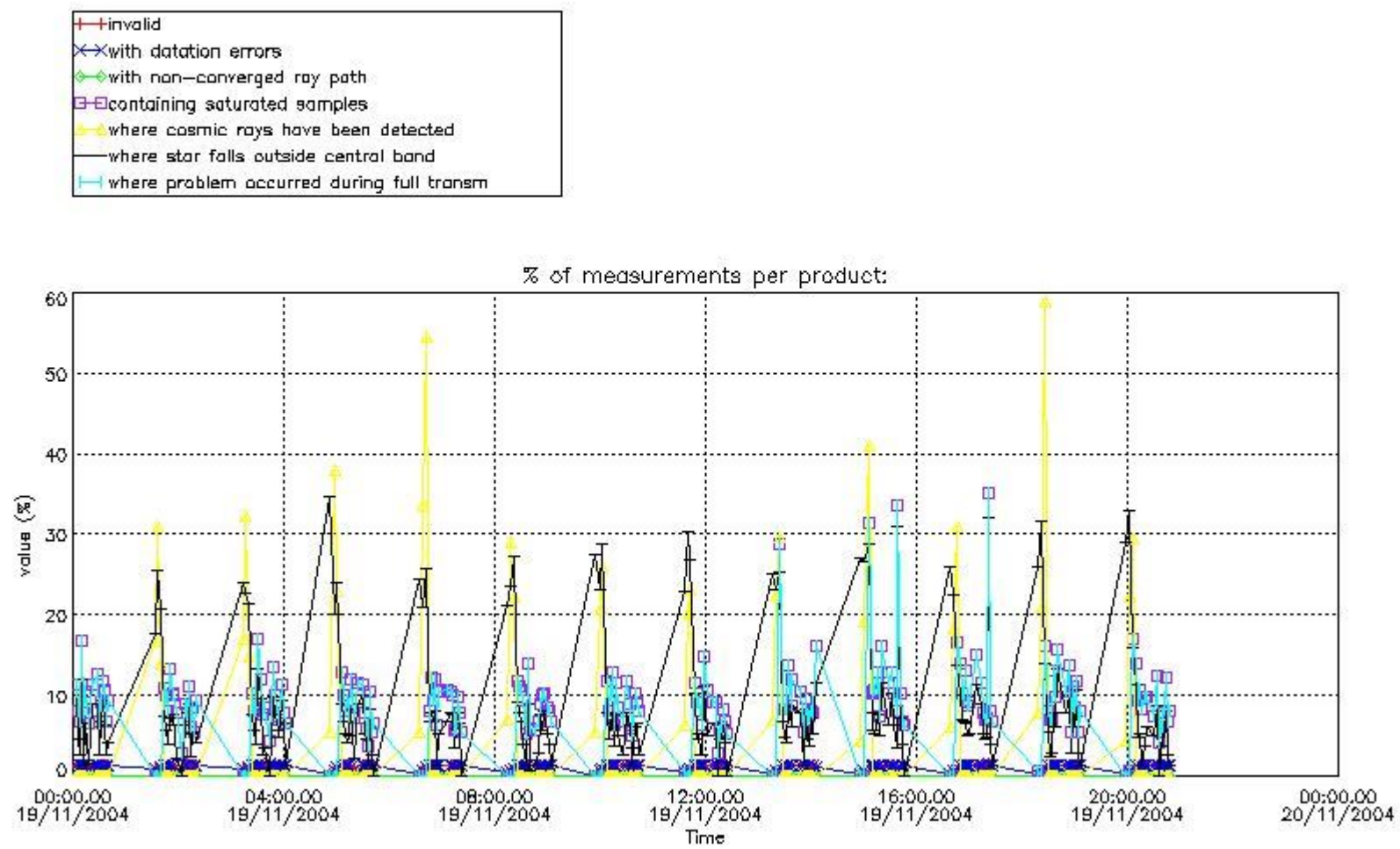
##### 4.1 Plot quality information per product (time dependant) coming from level 1b processing

###### 4.1.1 Plot level 1 quality information per product (time dependant): ENVISAT ASCENDING passes



4.1.2 Plot level 1 quality information per product (time dependant): ENVI SAT DESCENDING passes

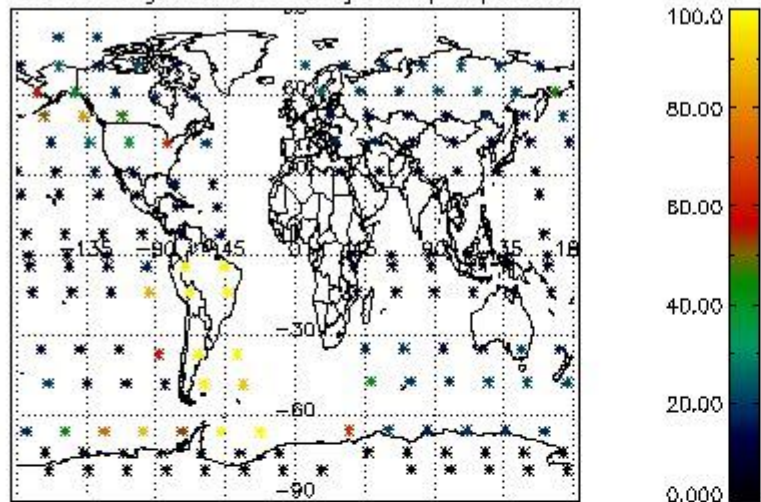




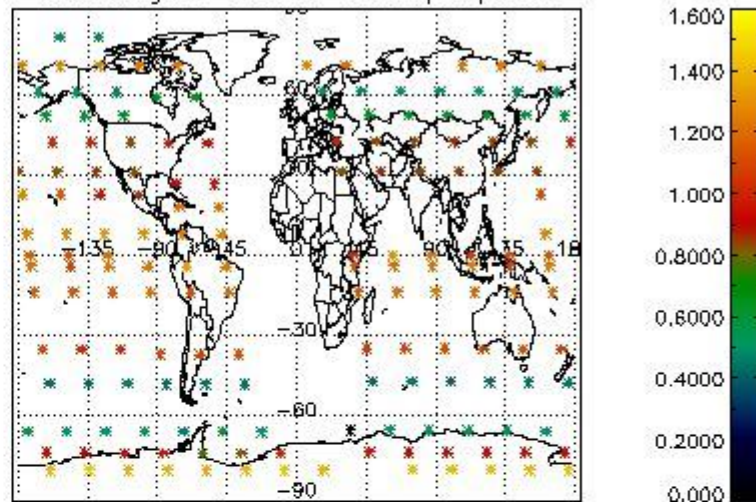
4.2 Plot quality information per product coming from level 1b processing (world map)

4.2.1 Plot level 1 quality information per product (world map): ENVISAT ASCENDING passes

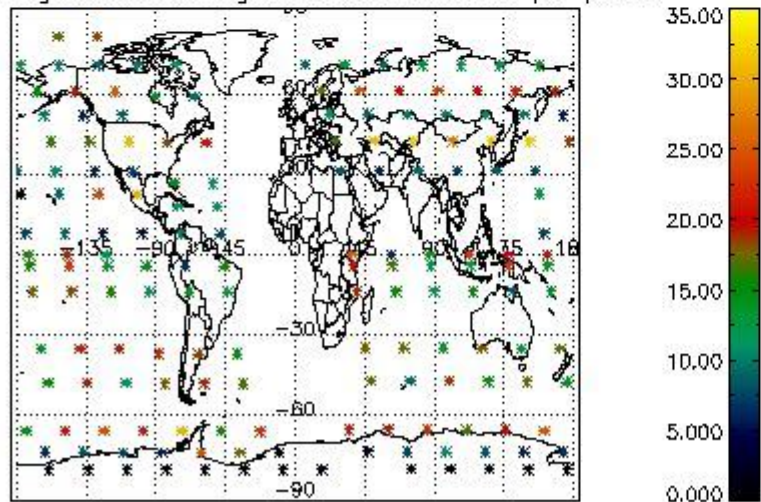
Percentage of cosmic ray hits per profile



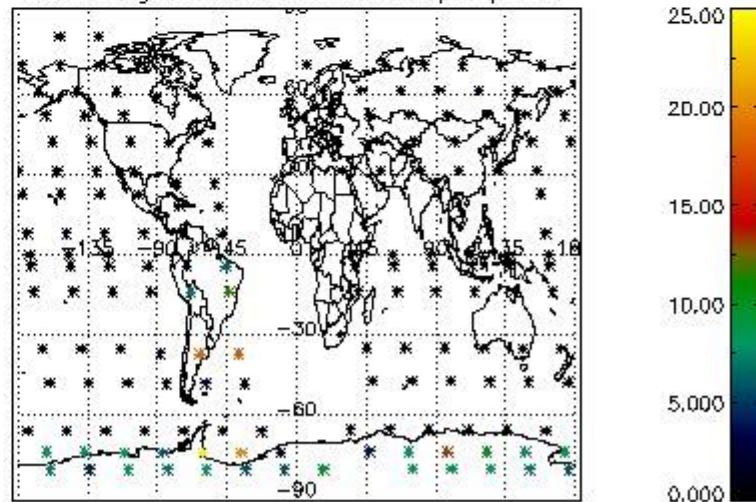
Percentage of datation errors per profile



Percentage of star falling outside central band per profile

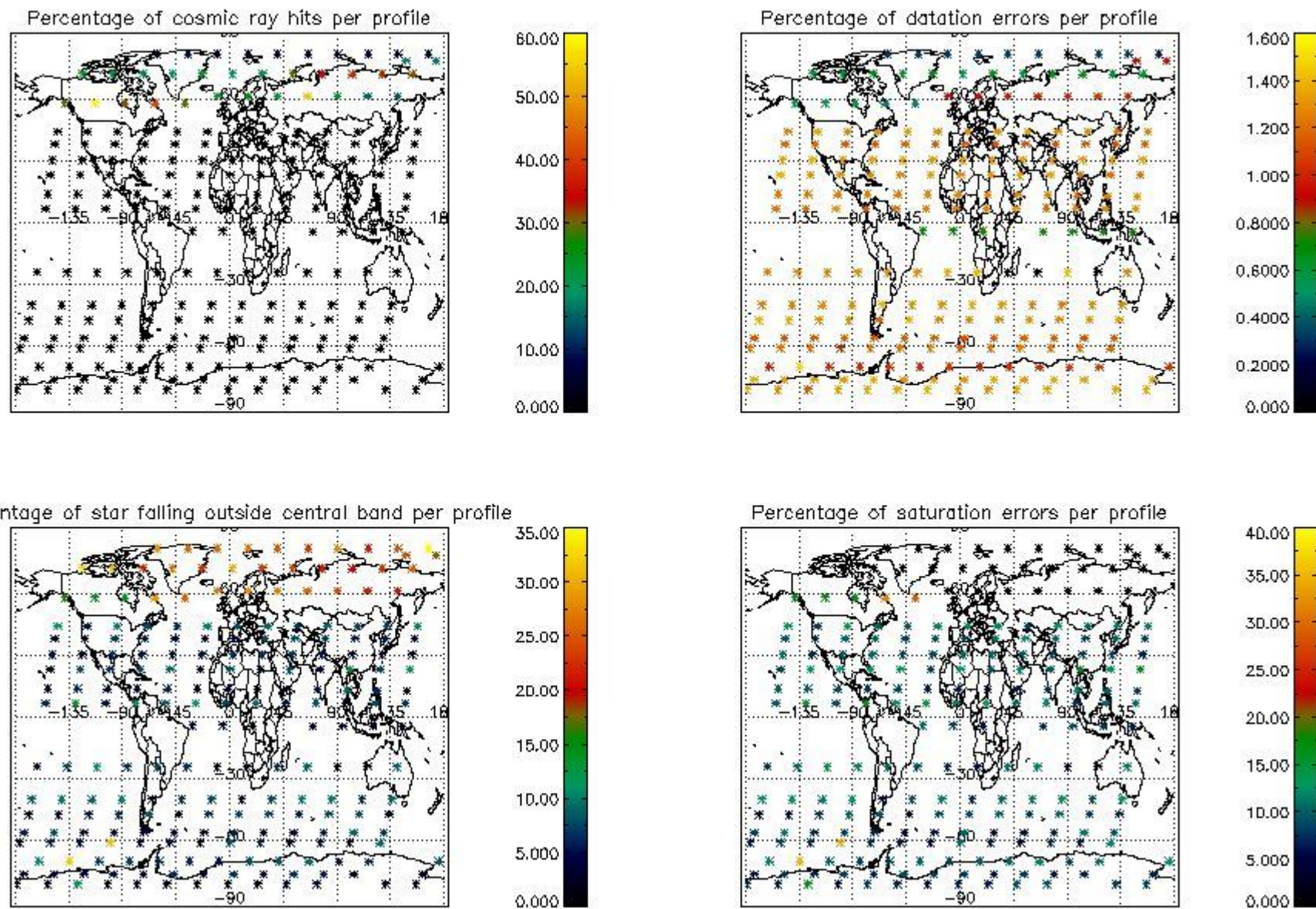


Percentage of saturation errors per profile



4.2.2 Plot level 1 quality information per product (world map): ENVISAT DESCENDING passes





## 5. Trace gas profiles

### 5.1 Ozone statistics based on quality of products

The final quality of the products can be "measured" using the STD (Standard Deviation) attached to every point profile. This information is written to the parameter GOM\_NL\_\_2P/NL\_LOCAL\_SPECIES\_DENSITY/o3\_std of the level 2 products. The table below shows the statistics for given STD ranges.

The statistics are given with respect to the overall valid production:

- Products without fatal errors: GOM\_NL\_\_2P/MPH/PRODUCT\_ERR=0
- Valid point profile: GOM\_NL\_\_2P/NL\_LOCAL\_SPECIES\_DENSITY/pcd(0)=0

The 'Criteria' is applied to valid points of dark limb products:

- Products in dark limb illumination condition: GOM\_NL\_\_2P/NL\_SUMMARY\_QUALITY/obs\_ill\_cond=0
- Products without fatal errors: GOM\_NL\_\_2P/MPH/PRODUCT\_ERR=0
- Valid point profile: GOM\_NL\_\_2P/NL\_LOCAL\_SPECIES\_DENSITY/pcd(0)=0

So, the table below shows the percentage of dark limb and valid observations for each criteria with respect to the overall valid daily observations.

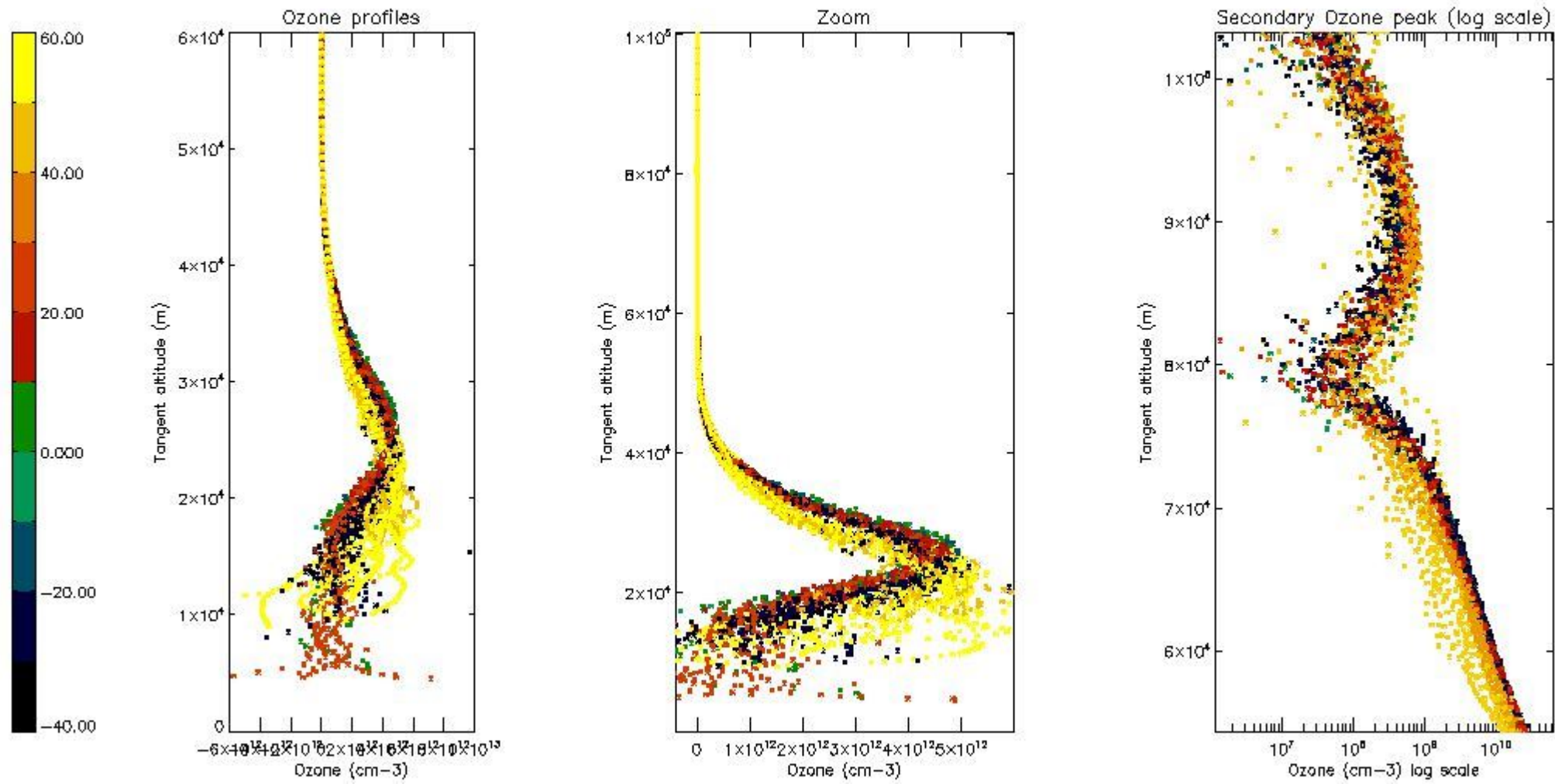
Criteria	% of total production
All STD	25
STD < 20	16



STD < 10	14
STD < 5	11

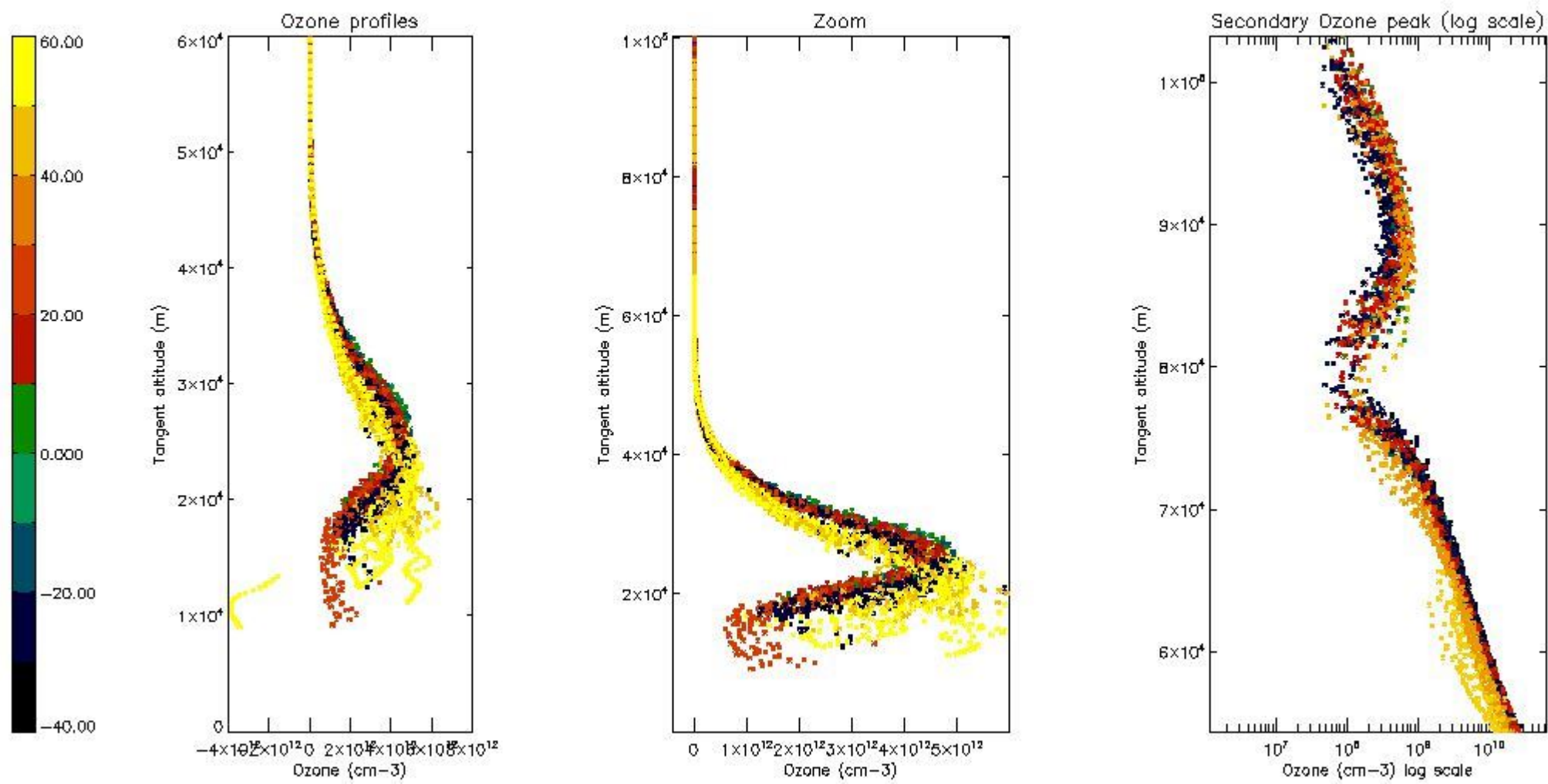
5.2 Plot ozone profiles for all STD (dark without errors)

The colorbar represents the latitude.



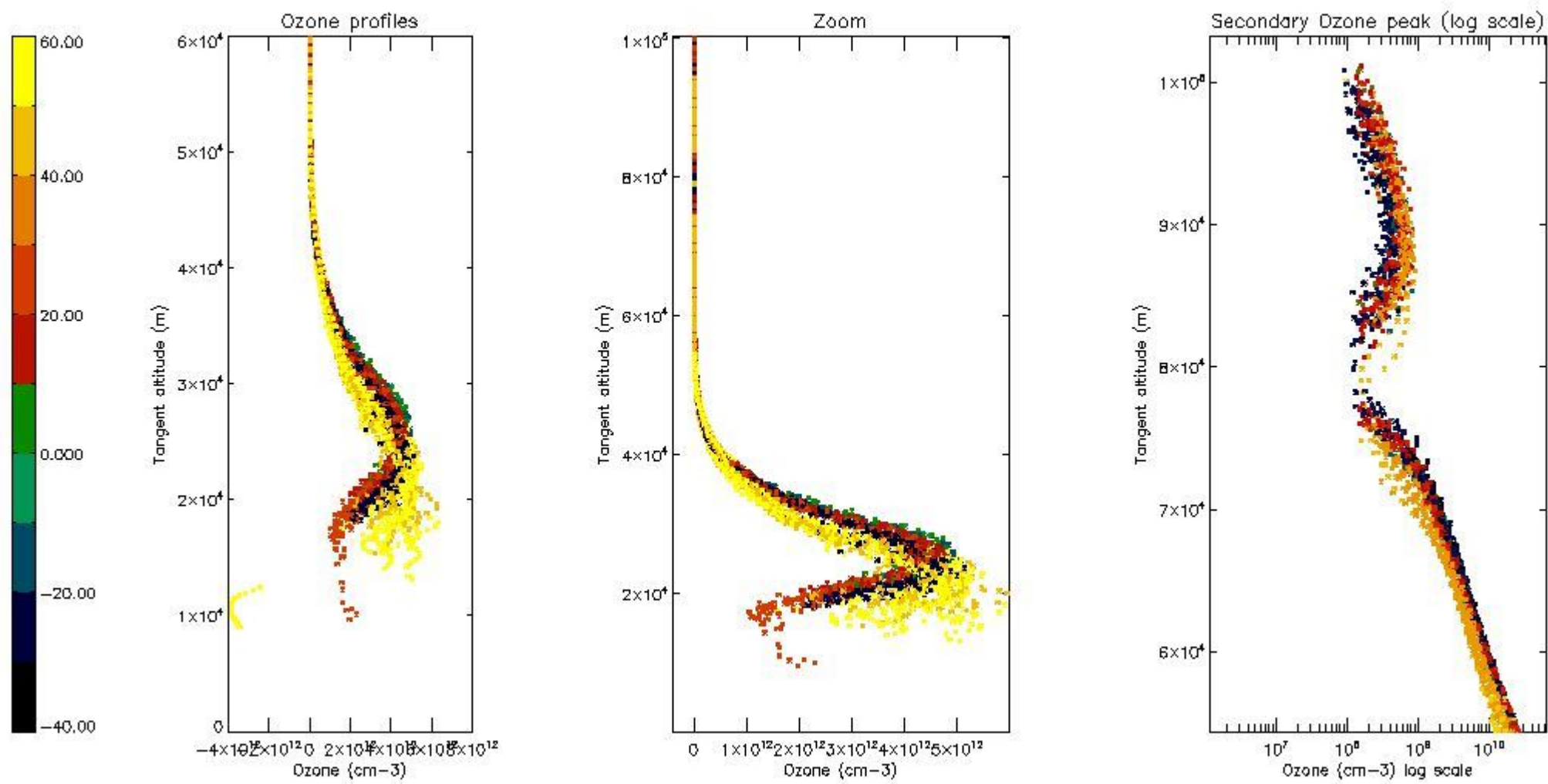
5.3 Plot ozone profiles where STD < 20% (dark without errors)

The colorbar represents the latitude.



*5.4 Plot ozone profiles where  $STD < 10\%$  (dark without errors)*

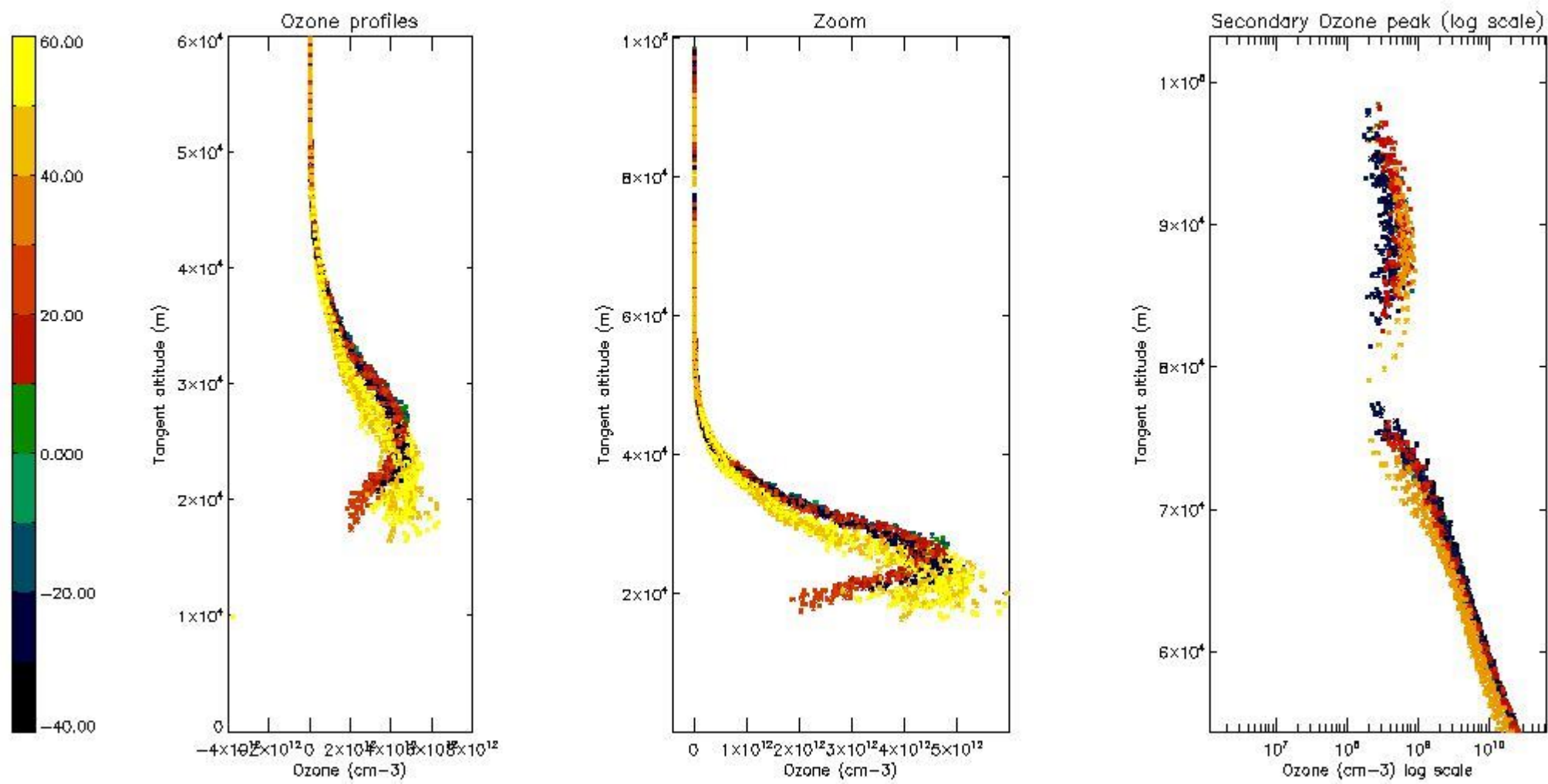
The colorbar represents the latitude.



*5.5 Plot ozone profiles where STD < 5% (dark without errors)*

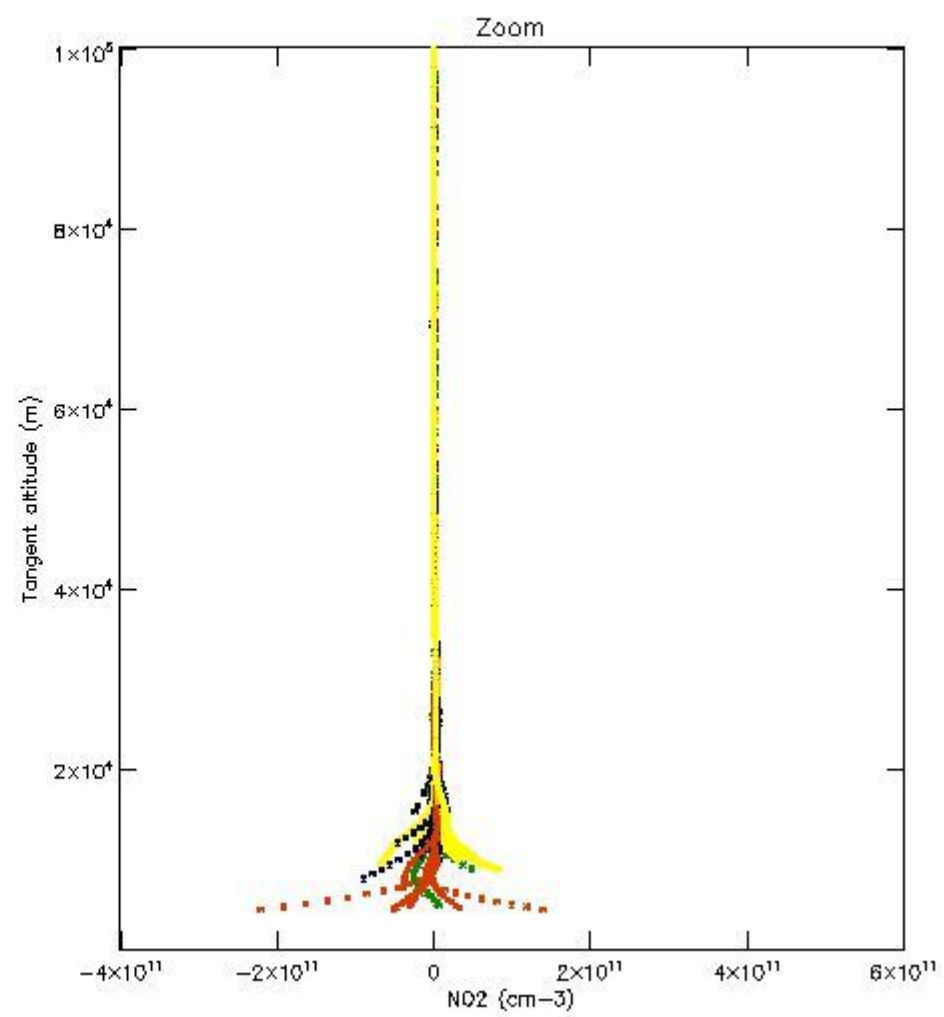
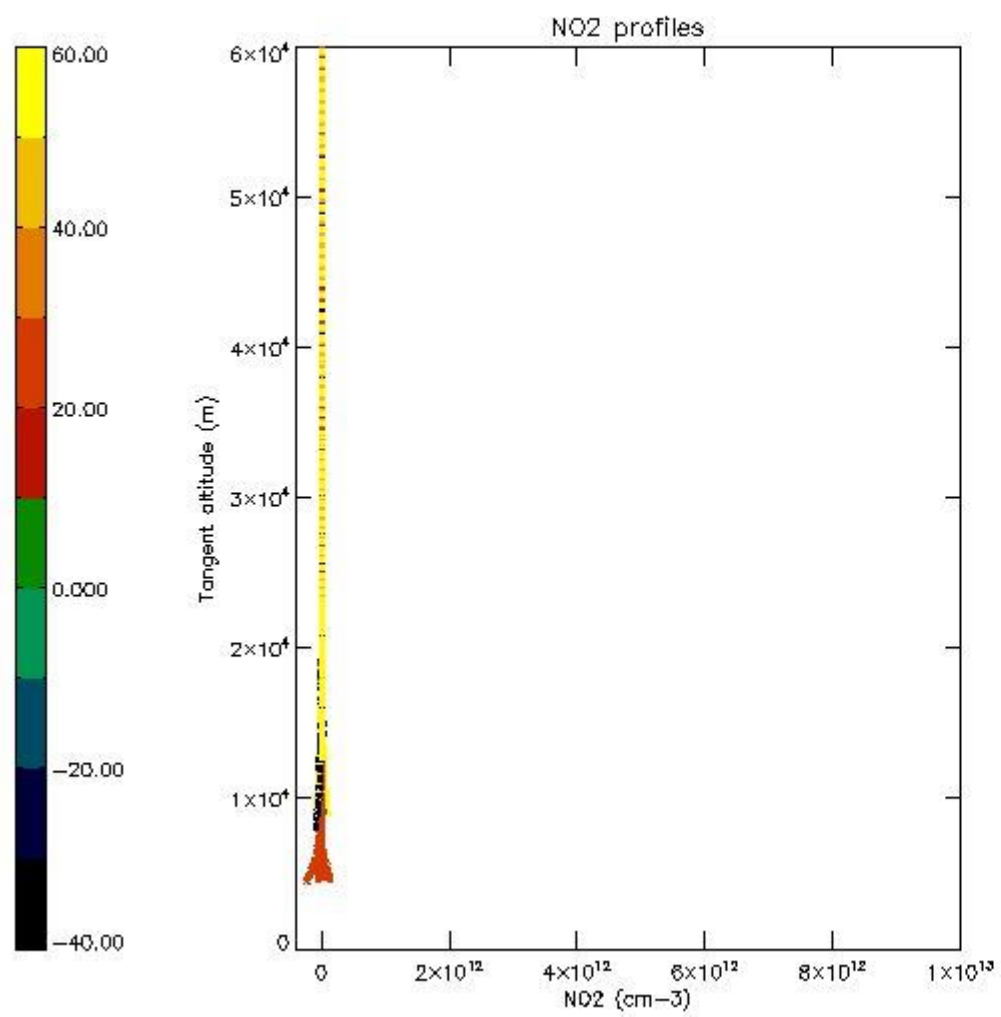
The colorbar represents the latitude.





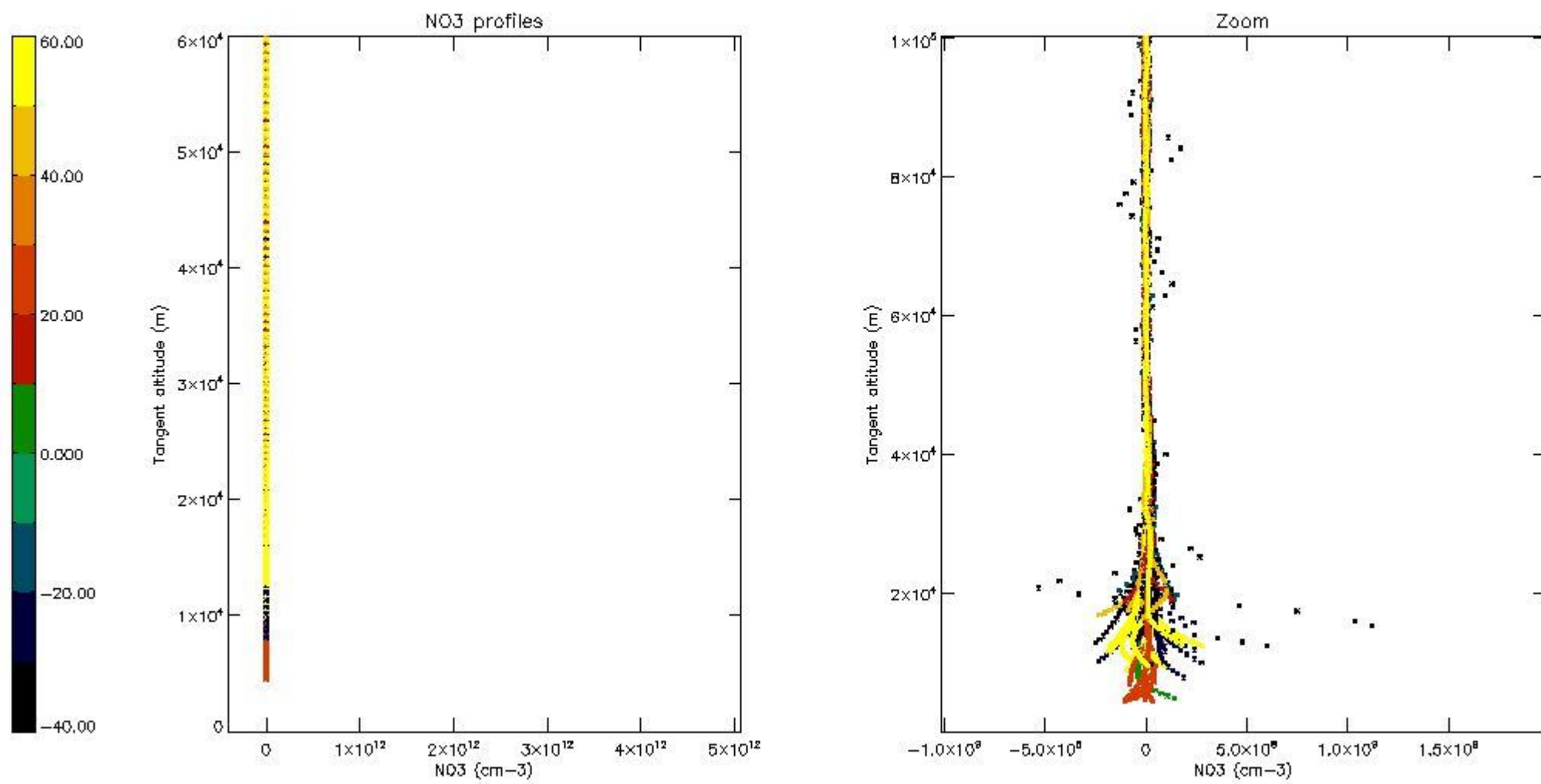
*5.6 Plot NO<sub>2</sub> profiles for all STD (dark without errors)*

The colorbar represents the latitude.



*5.7 Plot NO3 profiles for all STD (dark without errors)*

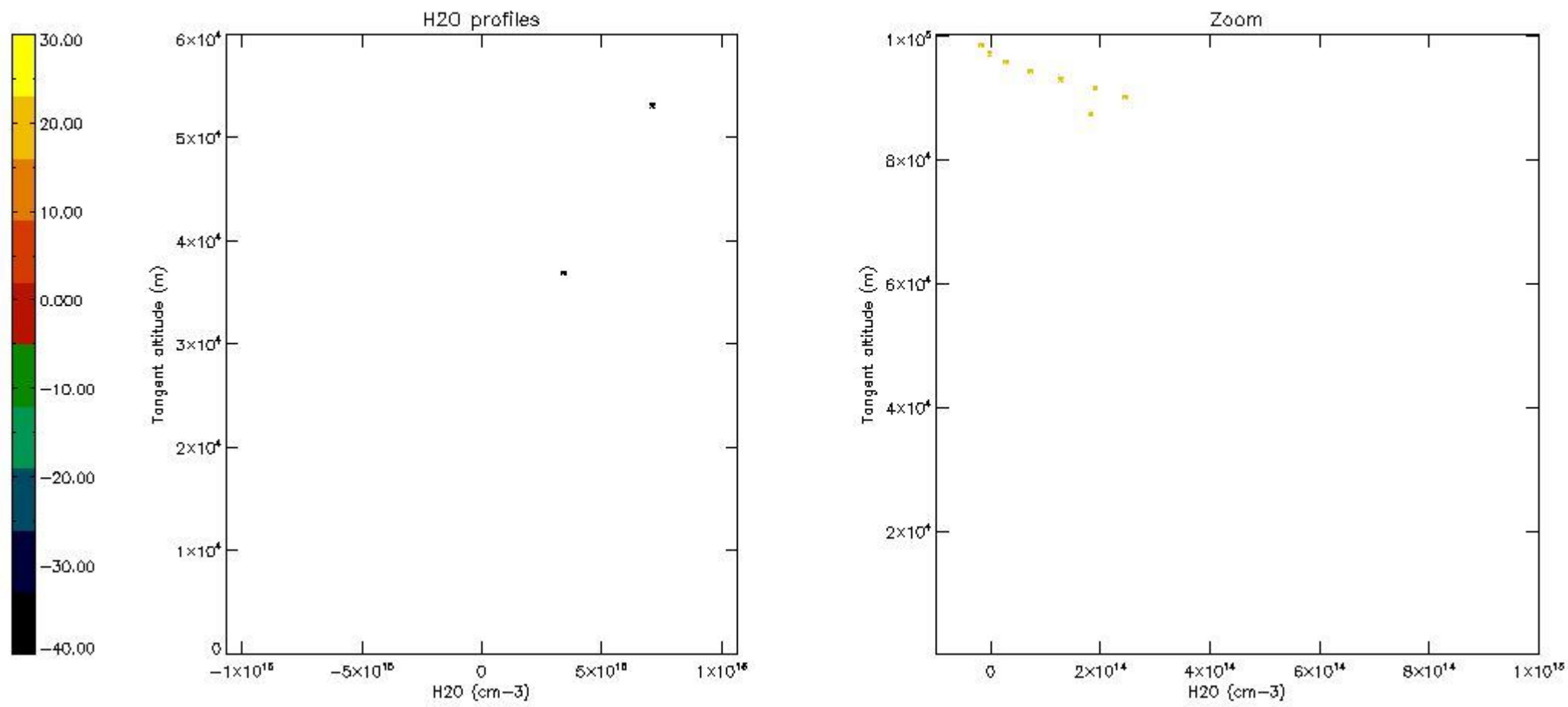
The colorbar represents the latitude.



*5.8 Plot H2O profiles for all STD (only for occultations of stars 1,2,3,4,13,14,16,26,63 dark without errors)*

The colorbar represents the latitude.





## 6. Auxiliary Data Files used for the production reported in section 2

The number reported in the third column indicates since which file (see list in section 2) the corresponding auxiliary file has been used. The fourth column is the date of those product files.

Type	Auxiliary Filename	Used since product	Used since product date
INST_PHYS_CHARACTERISTICS	GOM_INS_AXVIEC20091111_143220_20030716_120000_20500101_000000	1	19-NOV-2004 00:03:40
LEVEL-2_PROC_CONFIG	GOM_PR2_AXVIEC20091111_152718_20020301_000000_20500101_000000	1	19-NOV-2004 00:03:40
CROSS_SECTIONS_FILE	GOM_CRS_AXVIEC20091111_154832_20020301_000000_20500101_000000	1	19-NOV-2004 00:03:40

# GOMOS Level 2 Daily Report

## SUMMARY

### [1. General Info](#)

### [2. Summary of processed GOM\\_NL\\_2P products](#)

### [3. Level 2 Quality information per product](#)

#### [3.1 Plot of level 2 quality information per product \(time dependant\)](#)

#### [3.2 Plot of level 2 quality information per product \(world map\)](#)

### [4. Level 1 Quality information per product \(stored on level 2 products\)](#)

#### [4.1 Plot of level 1 quality information per product \(time dependant\)](#)

##### [4.1.1 Plot of level 1 quality information per product \(time dependant\): ASCENDING](#)

##### [4.1.2 Plot of level 1 quality information per product \(time dependant\): DESCENDING](#)

#### [4.2 Plot of level 1 quality information per product \(world map\)](#)

##### [4.2.1 Plot of level 1 quality information per product \(world map\): ASCENDING](#)

##### [4.2.2 Plot of level 1 quality information per product \(world map\): DESCENDING](#)

### [5. Ozone profiles based on quality statistics and other trace gas profiles](#)

#### [5.1 Ozone statistics based on quality of products](#)

#### [5.2 Plot ozone profiles for all STD \(dark without errors\)](#)

#### [5.3 Plot ozone profiles where STD < 20% \(dark without errors\)](#)

#### [5.4. Plot ozone profiles where STD < 10% \(dark without errors\)](#)

#### [5.5. Plot ozone profiles where STD < 5% \(dark without errors\)](#)

#### [5.6 Plot NO2 profiles for all STD \(dark without errors\)](#)

#### [5.7 Plot NO3 profiles for all STD \(dark without errors\)](#)

#### [5.8 Plot H2O profiles \(only for occultations of stars 1,2,3,4,13,14,16,26,63 dark without errors\) for all STD](#)

### [6. Auxiliary Data Files used for the production reported in section 2](#)

This report presents the daily analysis on parameters extracted from GOMOS level 2 data (GOM\_NL\_\_2P). It is intended to monitor some important parameters that will impact the quality of these products. A list of level 2 products (and content) that have arrived during the reporting day to the PCF is also given.

Item	Value
Time of report generation	19APR2013 15:37:55
Data source version	GOMOS/6.01
Start time of products	19-11-2004 (19NOV2004 00:00:00)
Stop time of products	20-11-2004 (20NOV2004 00:00:00)
Store outputs in DB	Yes
Nb of level 2 prods	395
Nb of prods with errors	0

## 2. Summary of processed GOM\_NL\_\_2P products.

Nr	Filename	UTC Start time	Limb	Duration	Star Id	Star Name	Star Mag	Star Temp	Nb Meas	Orbit	Prod. error
1	GOM_NL__2PRFIN20041119_000340_000000402032_00145_14227_6169.N1	19-NOV-2004 00:03:40	Bright	39.500	105	6Bet Ari	2.6450	8900.0	79	14227	No
2	GOM_NL__2PRFIN20041119_000527_000000432032_00145_14227_6170.N1	19-NOV-2004 00:05:27	Bright	43.000	146	25Eta Tau	2.8730	15200.	86	14227	No
3	GOM_NL__2PRFIN20041119_000735_000000372032_00145_14227_6171.N1	19-NOV-2004 00:07:35	Bright	37.000	173	4Bet Tri	3.0040	8900.0	74	14227	No
4	GOM_NL__2PRFIN20041119_000939_000000422032_00145_14227_6172.N1	19-NOV-2004 00:09:39	Bright	41.500	73	57Gam1And	2.2600	13100.	83	14227	No
5	GOM_NL__2PRFIN20041119_001231_000000392032_00145_14227_6173.N1	19-NOV-2004 00:12:31	Bright	38.500	35	33Alp Per	1.7950	6250.0	77	14227	No
6	GOM_NL__2PRFIN20041119_001412_000000382032_00145_14227_6174.N1	19-NOV-2004 00:14:12	Bright	38.000	68	18Alp Cas	2.2250	4500.0	76	14227	No
7	GOM_NL__2PRFIN20041119_001726_000000692032_00145_14227_6175.N1	19-NOV-2004 00:17:26	Bright	68.500	107	37The Aur	2.6490	11000.	137	14227	No
8	GOM_NL__2PRFIN20041119_002253_000000402032_00145_14227_6176.N1	19-NOV-2004 00:22:53	Bright	39.500	49	1Alp UMi	1.9900	6300.0	79	14227	No
9	GOM_NL__2PRFIN20041119_002721_000000402032_00145_14227_6177.N1	19-NOV-2004 00:27:21	Bright	39.500	60	7Bet UMi	2.0810	3950.0	79	14227	No
10	GOM_NL__2PRFIN20041119_002925_000000382032_00145_14227_6178.N1	19-NOV-2004 00:29:25	Bright	37.500	119	14Eta Dra	2.7270	4700.0	75	14227	No
11	GOM_NL__2PRFIN20041119_003201_000000442032_00145_14227_6179.N1	19-NOV-2004 00:32:01	Bright	44.000	82	48Bet UMa	2.3650	10600.	88	14227	No
12	GOM_NL__2PRFIN20041119_003324_000000432032_00145_14227_6180.N1	19-NOV-2004 00:33:24	Bright	42.500	87	64Gam UMa	2.4330	11000.	85	14227	No
13	GOM_NL__2PRFIN20041119_003610_000000472032_00145_14227_6181.N1	19-NOV-2004 00:36:10	Bright	47.000	174	52Psi UMa	3.0040	4400.0	94	14227	No
14	GOM_NL__2PRFIN20041119_003807_000000372032_00145_14227_6182.N1	19-NOV-2004 00:38:07	Bright	37.000	152	12Alp2CVn	2.8900	11000.	74	14227	No
15	GOM_NL__2PRFIN20041119_004016_000000372032_00145_14227_6183.N1	19-NOV-2004 00:40:16	Bright	37.000	83		2.3780	11000.	74	14227	No
16	GOM_NL__2PRFIN20041119_004247_000000362032_00145_14227_6184.N1	19-NOV-2004 00:42:47	Bright	36.000	3	16Alp Boo	-0.050000	4250.0	72	14227	No
17	GOM_NL__2PRFIN20041119_004514_000000502032_00145_14227_6185.N1	19-NOV-2004 00:45:14	Bright	49.500	96	68Del Leo	2.5600	9300.0	99	14227	No
18	GOM_NL__2PRFIN20041119_004742_000000962032_00145_14227_6186.N1	19-NOV-2004 00:47:42	Twilight	96.000	51	41Gam1Leo	2.0100	4500.0	192	14227	No
19	GOM_NL__2PRFIN20041119_005253_000001132032_00145_14227_6187.N1	19-NOV-2004 00:52:53	Straylight	112.50	22	32Alp Leo	1.3600	15200.	225	14227	No
20	GOM_NL__2PRFIN20041119_005604_000000452032_00145_14227_6188.N1	19-NOV-2004 00:56:04	Twilight	44.500	106	9Bet Crv	2.6480	5600.0	89	14227	No
21	GOM_NL__2PRFIN20041119_010235_000000432032_00145_14227_6189.N1	19-NOV-2004 01:02:35	Dark	42.500	64	Gam Cen	2.2000	10600.	85	14227	No
22	GOM_NL__2PRFIN20041119_010519_000000412032_00145_14227_6190.N1	19-NOV-2004 01:05:19	Dark	41.000	20	Bet Cru	1.2530	30000.	82	14227	No
23	GOM_NL__2PRFIN20041119_010841_000000402032_00146_14228_6159.N1	19-NOV-2004 01:08:41	Dark	39.500	124	The Car	2.7640	30000.	79	14228	No
24	GOM_NL__2PRFIN20041119_011132_000000422032_00146_14228_6160.N1	19-NOV-2004 01:11:32	Dark	41.500	29	Bet Car	1.6720	10200.	83	14228	No
25	GOM_NL__2PRFIN20041119_011358_000000532032_00146_14228_6161.N1	19-NOV-2004 01:13:58	Dark	52.500	34	Gam2Vel	1.7930	23000.	105	14228	No
26	GOM_NL__2PRFIN20041119_011819_000000532032_00146_14228_6162.N1	19-NOV-2004 01:18:19	Dark	53.000	2	Alp Car	-0.73600	7000.0	106	14228	No
27	GOM_NL__2PRFIN20041119_012309_000000752032_00146_14228_6163.N1	19-NOV-2004 01:23:09	Dark	75.000	23	21Eps CMa	1.5020	26000.	150	14228	No
28	GOM_NL__2PRFIN20041119_012641_000000412032_00146_14228_6164.N1	19-NOV-2004 01:26:41	Straylight	41.000	157	The1Eri	2.9060	9300.0	82	14228	No
29	GOM_NL__2PRFIN20041119_013058_000001042032_00146_14228_6165.N1	19-NOV-2004 01:30:58	Straylight	104.00	47	2Bet CMa	1.9760	28000.	208	14228	No
30	GOM_NL__2PRFIN20041119_013349_000000542032_00146_14228_6166.N1	19-NOV-2004 01:33:49	Straylight	53.500	165	34Gam Eri	2.9500	3200.0	107	14228	No
31	GOM_NL__2PRFIN20041119_013607_000000812032_00146_14228_6167.N1	19-NOV-2004 01:36:07	Straylight	80.500	7	19Bet Ori	0.10000	14000.	161	14228	No
32	GOM_NL__2PRFIN20041119_013919_000000512032_00146_14228_6168.N1	19-NOV-2004 01:39:19	Twilight	50.500	94	92Alp Cet	2.5260	3100.0	101	14228	No
33	GOM_NL__2PRFIN20041119_014415_000000412032_00146_14228_6169.N1	19-NOV-2004 01:44:15	Bright	41.000	105	6Bet Ari	2.6450	8900.0	82	14228	No
34	GOM_NL__2PRFIN20041119_014601_000000452032_00146_14228_6170.N1	19-NOV-2004 01:46:01	Bright	44.500	146	25Eta Tau	2.8730	15200.	89	14228	No
35	GOM_NL__2PRFIN20041119_014811_000000382032_00146_14228_6171.N1	19-NOV-2004 01:48:11	Bright	37.500	173	4Bet Tri	3.0040	8900.0	75	14228	No
36	GOM_NL__2PRFIN20041119_015013_000000422032_00146_14228_6172.N1	19-NOV-2004 01:50:13	Bright	41.500	73	57Gam1And	2.2600	13100.	83	14228	No
37	GOM_NL__2PRFIN20041119_015306_000000402032_00146_14228_6173.N1	19-NOV-2004 01:53:06	Bright	40.000	35	33Alp Per	1.7950	6250.0	80	14228	No
38	GOM_NL__2PRFIN20041119_015447_000000392032_00146_14228_6174.N1	19-NOV-2004 01:54:47	Bright	39.000	68	18Alp Cas	2.2250	4500.0	78	14228	No
39	GOM_NL__2PRFIN20041119_015800_000000702032_00146_14228_6175.N1	19-NOV-2004 01:58:00	Bright	69.500	107	37The Aur	2.6490	11000.	139	14228	No
40	GOM_NL__2PRFIN20041119_020328_000000372032_00146_14228_6176.N1	19-NOV-2004 02:03:28	Bright	36.500	49	1Alp UMi	1.9900	6300.0	73	14228	No
41	GOM_NL__2PRFIN20041119_020757_000000392032_00146_14228_6177.N1	19-NOV-2004 02:07:57	Bright	39.000	60	7Bet UMi	2.0810	3950.0	78	14228	No
42	GOM_NL__2PRFIN20041119_021002_000000392032_00146_14228_6178.N1	19-NOV-2004 02:10:02	Bright	38.500	119	14Eta Dra	2.7270	4700.0	77	14228	No



43	GOM_NL__2PRFIN20041119_021237_000000452032_00146_14228_6179.N1	19-NOV-2004 02:12:37	Bright	45.000	82	48Bet UMa	2.3650	10600.	90	14228	No
44	GOM_NL__2PRFIN20041119_021359_000000412032_00146_14228_6180.N1	19-NOV-2004 02:13:59	Bright	41.000	87	64Gam UMa	2.4330	11000.	82	14228	No
45	GOM_NL__2PRFIN20041119_021645_000000472032_00146_14228_6181.N1	19-NOV-2004 02:16:45	Bright	47.000	174	52Psi UMa	3.0040	4400.0	94	14228	No
46	GOM_NL__2PRFIN20041119_021843_000000372032_00146_14228_6182.N1	19-NOV-2004 02:18:43	Bright	37.000	152	12Alp2CVn	2.8900	11000.	74	14228	No
47	GOM_NL__2PRFIN20041119_022053_000000372032_00146_14228_6183.N1	19-NOV-2004 02:20:53	Bright	37.000	83		2.3780	11000.	74	14228	No
48	GOM_NL__2PRFIN20041119_022323_000000352032_00146_14228_6184.N1	19-NOV-2004 02:23:23	Bright	35.000	3	16Alp Boo	-0.050000	4250.0	70	14228	No
49	GOM_NL__2PRFIN20041119_022551_000000612032_00146_14228_6185.N1	19-NOV-2004 02:25:51	Bright	60.500	96	68Del Leo	2.5600	9300.0	121	14228	No
50	GOM_NL__2PRFIN20041119_022819_000000892032_00146_14228_6186.N1	19-NOV-2004 02:28:19	Twi_and_stray	88.500	51	41Gam1Leo	2.0100	4500.0	177	14228	No
51	GOM_NL__2PRFIN20041119_023330_000001162032_00146_14228_6187.N1	19-NOV-2004 02:33:30	Straylight	115.50	22	32Alp Leo	1.3600	15200.	231	14228	No
52	GOM_NL__2PRFIN20041119_023641_000000462032_00146_14228_6188.N1	19-NOV-2004 02:36:41	Twilight	46.000	106	9Bet Crv	2.6480	5600.0	92	14228	No
53	GOM_NL__2PRFIN20041119_024310_000000452032_00146_14228_6189.N1	19-NOV-2004 02:43:10	Dark	45.000	64	Gam Cen	2.2000	10600.	90	14228	No
54	GOM_NL__2PRFIN20041119_024556_000000382032_00146_14228_6190.N1	19-NOV-2004 02:45:56	Dark	37.500	20	Bet Cru	1.2530	30000.	75	14228	No
55	GOM_NL__2PRFIN20041119_024917_000000402032_00147_14229_6159.N1	19-NOV-2004 02:49:17	Dark	40.000	124	The Car	2.7640	30000.	80	14229	No
56	GOM_NL__2PRFIN20041119_025209_000000422032_00147_14229_6160.N1	19-NOV-2004 02:52:09	Dark	42.000	29	Bet Car	1.6720	10200.	84	14229	No
57	GOM_NL__2PRFIN20041119_025435_000000542032_00147_14229_6161.N1	19-NOV-2004 02:54:35	Dark	54.000	34	Gam2Vel	1.7930	23000.	108	14229	No
58	GOM_NL__2PRFIN20041119_025854_000000522032_00147_14229_6162.N1	19-NOV-2004 02:58:54	Dark	51.500	2	Alp Car	-0.73600	7000.0	103	14229	No
59	GOM_NL__2PRFIN20041119_030346_000000802032_00147_14229_6163.N1	19-NOV-2004 03:03:46	Dark	80.000	23	21Eps CMa	1.5020	26000.	160	14229	No
60	GOM_NL__2PRFIN20041119_030716_000000412032_00147_14229_6164.N1	19-NOV-2004 03:07:16	Straylight	41.000	157	The1Eri	2.9060	9300.0	82	14229	No
61	GOM_NL__2PRFIN20041119_031134_000001032032_00147_14229_6165.N1	19-NOV-2004 03:11:34	Straylight	102.50	47	2Bet CMa	1.9760	28000.	205	14229	No
62	GOM_NL__2PRFIN20041119_031427_000000562032_00147_14229_6166.N1	19-NOV-2004 03:14:27	Straylight	56.000	165	34Gam Eri	2.9500	3200.0	112	14229	No
63	GOM_NL__2PRFIN20041119_031642_000000792032_00147_14229_6167.N1	19-NOV-2004 03:16:42	Straylight	79.000	7	19Bet Ori	0.10000	14000.	158	14229	No
64	GOM_NL__2PRFIN20041119_031957_000000472032_00147_14229_6168.N1	19-NOV-2004 03:19:57	Twi_and_stray	47.000	94	92Alp Cet	2.5260	3100.0	94	14229	No
65	GOM_NL__2PRFIN20041119_032452_000000392032_00147_14229_6169.N1	19-NOV-2004 03:24:52	Bright	39.000	105	6Bet Ari	2.6450	8900.0	78	14229	No
66	GOM_NL__2PRFIN20041119_032638_000000442032_00147_14229_6170.N1	19-NOV-2004 03:26:38	Bright	43.500	146	25Eta Tau	2.8730	15200.	87	14229	No
67	GOM_NL__2PRFIN20041119_032846_000000382032_00147_14229_6171.N1	19-NOV-2004 03:28:46	Bright	37.500	173	4Bet Tri	3.0040	8900.0	75	14229	No
68	GOM_NL__2PRFIN20041119_033051_000000412032_00147_14229_6172.N1	19-NOV-2004 03:30:51	Bright	41.000	73	57Gam1And	2.2600	13100.	82	14229	No
69	GOM_NL__2PRFIN20041119_033342_000000422032_00147_14229_6173.N1	19-NOV-2004 03:33:42	Bright	41.500	35	33Alp Per	1.7950	6250.0	83	14229	No
70	GOM_NL__2PRFIN20041119_033522_000000392032_00147_14229_6174.N1	19-NOV-2004 03:35:22	Bright	39.000	68	18Alp Cas	2.2250	4500.0	78	14229	No
71	GOM_NL__2PRFIN20041119_033834_000000702032_00147_14229_6175.N1	19-NOV-2004 03:38:34	Bright	70.000	107	37The Aur	2.6490	11000.	140	14229	No
72	GOM_NL__2PRFIN20041119_034406_000000352032_00147_14229_6176.N1	19-NOV-2004 03:44:06	Bright	35.000	49	1Alp UMi	1.9900	6300.0	70	14229	No
73	GOM_NL__2PRFIN20041119_034833_000000412032_00147_14229_6177.N1	19-NOV-2004 03:48:33	Bright	40.500	60	7Bet UMi	2.0810	3950.0	81	14229	No
74	GOM_NL__2PRFIN20041119_035038_000000402032_00147_14229_6178.N1	19-NOV-2004 03:50:38	Bright	39.500	119	14Eta Dra	2.7270	4700.0	79	14229	No
75	GOM_NL__2PRFIN20041119_035313_000000442032_00147_14229_6179.N1	19-NOV-2004 03:53:13	Bright	43.500	82	48Bet UMa	2.3650	10600.	87	14229	No
76	GOM_NL__2PRFIN20041119_035435_000000412032_00147_14229_6180.N1	19-NOV-2004 03:54:35	Bright	41.000	87	64Gam UMa	2.4330	11000.	82	14229	No
77	GOM_NL__2PRFIN20041119_035721_000000492032_00147_14229_6181.N1	19-NOV-2004 03:57:21	Bright	48.500	174	52Psi UMa	3.0040	4400.0	97	14229	No
78	GOM_NL__2PRFIN20041119_035919_000000382032_00147_14229_6182.N1	19-NOV-2004 03:59:19	Bright	38.000	152	12Alp2CVn	2.8900	11000.	76	14229	No
79	GOM_NL__2PRFIN20041119_040126_000000392032_00147_14229_6183.N1	19-NOV-2004 04:01:26	Bright	38.500	83		2.3780	11000.	77	14229	No
80	GOM_NL__2PRFIN20041119_040359_000000362032_00147_14229_6184.N1	19-NOV-2004 04:03:59	Bright	35.500	3	16Alp Boo	-0.050000	4250.0	71	14229	No
81	GOM_NL__2PRFIN20041119_040627_000000652032_00147_14229_6185.N1	19-NOV-2004 04:06:27	Bright	65.000	96	68Del Leo	2.5600	9300.0	130	14229	No
82	GOM_NL__2PRFIN20041119_040856_000001092032_00147_14229_6186.N1	19-NOV-2004 04:08:56	Twi_and_stray	108.50	51	41Gam1Leo	2.0100	4500.0	217	14229	No
83	GOM_NL__2PRFIN20041119_041408_000001162032_00147_14229_6187.N1	19-NOV-2004 04:14:08	Straylight	116.00	22	32Alp Leo	1.3600	15200.	232	14229	No
84	GOM_NL__2PRFIN20041119_041718_000000462032_00147_14229_6188.N1	19-NOV-2004 04:17:18	Twilight	46.000	106	9Bet Crv	2.6480	5600.0	92	14229	No
85	GOM_NL__2PRFIN20041119_042348_000000422032_00147_14229_6189.N1	19-NOV-2004 04:23:48	Dark	41.500	64	Gam Cen	2.2000	10600.	83	14229	No
86	GOM_NL__2PRFIN20041119_042632_000000422032_00147_14229_6190.N1	19-NOV-2004 04:26:32	Dark	41.500	20	Bet Cru	1.2530	30000.	83	14229	No
87	GOM_NL__2PRFIN20041119_042953_000000392032_00148_14230_6159.N1	19-NOV-2004 04:29:53	Dark	39.000	124	The Car	2.7640	30000.	78	14230	No
88	GOM_NL__2PRFIN20041119_043400_000000582032_00148_14230_6160.N1	19-NOV-2004 04:34:00	Dark	58.000	41	Eps Car	1.8600	4100.0	116	14230	No
89	GOM_NL__2PRFIN20041119_043621_000000612032_00148_14230_6161.N1	19-NOV-2004 04:36:21	Dark	60.500	70	Zet Pup	2.2460	39000.	121	14230	No
90	GOM_NL__2PRFIN20041119_043932_000000602032_00148_14230_6162.N1	19-NOV-2004 04:39:32	Dark	60.000	2	Alp Car	-0.73600	7000.0	120	14230	No
91	GOM_NL__2PRFIN20041119_044221_000000812032_00148_14230_6163.N1	19-NOV-2004 04:42:21	Dark	80.500	88	31Eta CMa	2.4480	20000.	161	14230	No
92	GOM_NL__2PRFIN20041119_044455_000001062032_00148_14230_6164.N1	19-NOV-2004 04:44:55	Dark	105.50	37	25Del CMa	1.8300	5900.0	211	14230	No
93	GOM_NL__2PRFIN20041119_044753_000000402032_00148_14230_6165.N1	19-NOV-2004 04:47:53	Straylight	39.500	157	The1Eri	2.9060	9300.0	79	14230	No
94	GOM_NL__2PRFIN20041119_045249_000001842032_00148_14230_6166.N1	19-NOV-2004 04:52:49	Straylight	184.00	1	9Alp CMa	-1.4400	11000.	368	14230	No
95	GOM_NL__2PRFIN20041119_045718_000000752032_00148_14230_6167.N1	19-NOV-2004 04:57:18	Straylight	75.000	7	19Bet Ori	0.10000	14000.	150	14230	No
96	GOM_NL__2PRFIN20041119_050033_000000502032_00148_14230_6168.N1	19-NOV-2004 05:00:33	Twi_and_stray	50.000	94	92Alp Cet	2.5260	3100.0	100	14230	No
97	GOM_NL__2PRFIN20041119_050529_000000392032_00148_14230_6169.N1	19-NOV-2004 05:05:29	Bright	39.000	105	6Bet Ari	2.6450	8900.0	78	14230	No
98	GOM_NL__2PRFIN20041119_050713_000000452032_00148_14230_6170.N1	19-NOV-2004 05:07:13	Bright	44.500	146	25Eta Tau	2.8730	15200.	89	14230	No
99	GOM_NL__2PRFIN20041119_050923_000000382032_00148_14230_6171.N1	19-NOV-2004 05:09:23	Bright	37.500	173	4Bet Tri	3.0040	8900.0	75	14230	No
100	GOM_NL__2PRFIN20041119_051128_000000372032_00148_14230_6172.N1	19-NOV-2004 05:11:28	Bright	37.000	73	57Gam1And	2.2600	13100.	74	14230	No
101	GOM_NL__2PRFIN20041119_051407_000000402032_00148_14230_6173.N1	19-NOV-2004 05:14:07	Bright	40.000	175	39Del Per	3.0100	19400.	80	14230	No

102	GOM_NL__2PRFIN20041119_051558_000000422032_00148_14230_6174.N1	19-NOV-2004 05:15:58	Bright	42.000	68	18Alp Cas	2.2250	4500.0	84	14230	No
103	GOM_NL__2PRFIN20041119_051908_000000692032_00148_14230_6175.N1	19-NOV-2004 05:19:08	Bright	69.000	107	37The Aur	2.6490	11000.	138	14230	No
104	GOM_NL__2PRFIN20041119_052441_000000392032_00148_14230_6176.N1	19-NOV-2004 05:24:41	Bright	39.000	49	1Alp UMi	1.9900	6300.0	78	14230	No
105	GOM_NL__2PRFIN20041119_052909_000000402032_00148_14230_6177.N1	19-NOV-2004 05:29:09	Bright	40.000	60	7Bet UMi	2.0810	3950.0	80	14230	No
106	GOM_NL__2PRFIN20041119_053114_000000392032_00148_14230_6178.N1	19-NOV-2004 05:31:14	Bright	38.500	119	14Eta Dra	2.7270	4700.0	77	14230	No
107	GOM_NL__2PRFIN20041119_053348_000000432032_00148_14230_6179.N1	19-NOV-2004 05:33:48	Bright	43.000	82	48Bet UMa	2.3650	10600.	86	14230	No
108	GOM_NL__2PRFIN20041119_053511_000000402032_00148_14230_6180.N1	19-NOV-2004 05:35:11	Bright	40.000	87	64Gam UMa	2.4330	11000.	80	14230	No
109	GOM_NL__2PRFIN20041119_053757_000000482032_00148_14230_6181.N1	19-NOV-2004 05:37:57	Bright	48.000	174	52Psi UMa	3.0040	4400.0	96	14230	No
110	GOM_NL__2PRFIN20041119_053955_000000372032_00148_14230_6182.N1	19-NOV-2004 05:39:55	Bright	37.000	152	12Alp2CVn	2.8900	11000.	74	14230	No
111	GOM_NL__2PRFIN20041119_054203_000000392032_00148_14230_6183.N1	19-NOV-2004 05:42:03	Bright	38.500	83		2.3780	11000.	77	14230	No
112	GOM_NL__2PRFIN20041119_054435_000000372032_00148_14230_6184.N1	19-NOV-2004 05:44:35	Bright	36.500	3	16Alp Boo	-0.050000	4250.0	73	14230	No
113	GOM_NL__2PRFIN20041119_054703_000000522032_00148_14230_6185.N1	19-NOV-2004 05:47:03	Bright	52.000	96	68Del Leo	2.5600	9300.0	104	14230	No
114	GOM_NL__2PRFIN20041119_054933_000000932032_00148_14230_6186.N1	19-NOV-2004 05:49:33	Twilight	92.500	51	41Gam1Leo	2.0100	4500.0	185	14230	No
115	GOM_NL__2PRFIN20041119_055446_000001082032_00148_14230_6187.N1	19-NOV-2004 05:54:46	Straylight	107.50	22	32Alp Leo	1.3600	15200.	215	14230	No
116	GOM_NL__2PRFIN20041119_055824_000000502032_00148_14230_6188.N1	19-NOV-2004 05:58:24	Twilight	49.500	171	2Eps Crv	3.0010	4250.0	99	14230	No
117	GOM_NL__2PRFIN20041119_060424_000000442032_00148_14230_6189.N1	19-NOV-2004 06:04:24	Dark	43.500	64	Gam Cen	2.2000	10600.	87	14230	No
118	GOM_NL__2PRFIN20041119_060708_000000412032_00148_14230_6190.N1	19-NOV-2004 06:07:08	Dark	41.000	20	Bet Cru	1.2530	30000.	82	14230	No
119	GOM_NL__2PRFIN20041119_060814_000000422032_00149_14231_6191.N1	19-NOV-2004 06:08:14	Dark	41.500	12	Alp1Cru	0.77500	30000.	83	14231	No
120	GOM_NL__2PRFIN20041119_061030_000000382032_00149_14231_6159.N1	19-NOV-2004 06:10:30	Dark	38.000	124	The Car	2.7640	30000.	76	14231	No
121	GOM_NL__2PRFIN20041119_061438_000000522032_00149_14231_6160.N1	19-NOV-2004 06:14:38	Dark	52.000	41	Eps Car	1.8600	4100.0	104	14231	No
122	GOM_NL__2PRFIN20041119_061700_000000582032_00149_14231_6161.N1	19-NOV-2004 06:17:00	Dark	58.000	70	Zet Pup	2.2460	39000.	116	14231	No
123	GOM_NL__2PRFIN20041119_062008_000000502032_00149_14231_6162.N1	19-NOV-2004 06:20:08	Dark	50.000	2	Alp Car	-0.73600	7000.0	100	14231	No
124	GOM_NL__2PRFIN20041119_062256_000000802032_00149_14231_6163.N1	19-NOV-2004 06:22:56	Dark	79.500	88	31Eta CMa	2.4480	20000.	159	14231	No
125	GOM_NL__2PRFIN20041119_062532_000000972032_00149_14231_6164.N1	19-NOV-2004 06:25:32	Dark	97.000	37	25Del CMa	1.8300	5900.0	194	14231	No
126	GOM_NL__2PRFIN20041119_062829_000000402032_00149_14231_6165.N1	19-NOV-2004 06:28:29	Straylight	40.000	157	The1Eri	2.9060	9300.0	80	14231	No
127	GOM_NL__2PRFIN20041119_063325_000001582032_00149_14231_6166.N1	19-NOV-2004 06:33:25	Straylight	157.50	1	9Alp CMa	-1.4400	11000.	315	14231	No
128	GOM_NL__2PRFIN20041119_063753_000000762032_00149_14231_6167.N1	19-NOV-2004 06:37:53	Straylight	76.000	7	19Bet Ori	0.10000	14000.	152	14231	No
129	GOM_NL__2PRFIN20041119_064109_000000512032_00149_14231_6168.N1	19-NOV-2004 06:41:09	Twilight	50.500	94	92Alp Cet	2.5260	3100.0	101	14231	No
130	GOM_NL__2PRFIN20041119_064606_000000372032_00149_14231_6169.N1	19-NOV-2004 06:46:06	Bright	37.000	105	6Bet Ari	2.6450	8900.0	74	14231	No
131	GOM_NL__2PRFIN20041119_064749_000000452032_00149_14231_6170.N1	19-NOV-2004 06:47:49	Bright	45.000	146	25Eta Tau	2.8730	15200.	90	14231	No
132	GOM_NL__2PRFIN20041119_065000_000000372032_00149_14231_6171.N1	19-NOV-2004 06:50:00	Bright	37.000	173	4Bet Tri	3.0040	8900.0	74	14231	No
133	GOM_NL__2PRFIN20041119_065204_000000382032_00149_14231_6172.N1	19-NOV-2004 06:52:04	Bright	37.500	73	57Gam1And	2.2600	13100.	75	14231	No
134	GOM_NL__2PRFIN20041119_065442_000000402032_00149_14231_6173.N1	19-NOV-2004 06:54:42	Bright	39.500	175	39Del Per	3.0100	19400.	79	14231	No
135	GOM_NL__2PRFIN20041119_065636_000000382032_00149_14231_6174.N1	19-NOV-2004 06:56:36	Bright	38.000	68	18Alp Cas	2.2250	4500.0	76	14231	No
136	GOM_NL__2PRFIN20041119_070518_000000382032_00149_14231_6175.N1	19-NOV-2004 07:05:18	Bright	37.500	49	1Alp UMi	1.9900	6300.0	75	14231	No
137	GOM_NL__2PRFIN20041119_070946_000000382032_00149_14231_6176.N1	19-NOV-2004 07:09:46	Bright	38.000	60	7Bet UMi	2.0810	3950.0	76	14231	No
138	GOM_NL__2PRFIN20041119_071151_000000402032_00149_14231_6177.N1	19-NOV-2004 07:11:51	Bright	39.500	119	14Eta Dra	2.7270	4700.0	79	14231	No
139	GOM_NL__2PRFIN20041119_071424_000000442032_00149_14231_6178.N1	19-NOV-2004 07:14:24	Bright	43.500	82	48Bet UMa	2.3650	10600.	87	14231	No
140	GOM_NL__2PRFIN20041119_071547_000000422032_00149_14231_6179.N1	19-NOV-2004 07:15:47	Bright	42.000	87	64Gam UMa	2.4330	11000.	84	14231	No
141	GOM_NL__2PRFIN20041119_071830_000000512032_00149_14231_6180.N1	19-NOV-2004 07:18:30	Bright	51.000	174	52Psi UMa	3.0040	4400.0	102	14231	No
142	GOM_NL__2PRFIN20041119_072031_000000382032_00149_14231_6181.N1	19-NOV-2004 07:20:31	Bright	38.000	152	12Alp2CVn	2.8900	11000.	76	14231	No
143	GOM_NL__2PRFIN20041119_072241_000000362032_00149_14231_6182.N1	19-NOV-2004 07:22:41	Bright	36.000	83		2.3780	11000.	72	14231	No
144	GOM_NL__2PRFIN20041119_072511_000000362032_00149_14231_6183.N1	19-NOV-2004 07:25:11	Bright	36.000	3	16Alp Boo	-0.050000	4250.0	72	14231	No
145	GOM_NL__2PRFIN20041119_072739_000000542032_00149_14231_6184.N1	19-NOV-2004 07:27:39	Bright	53.500	96	68Del Leo	2.5600	9300.0	107	14231	No
146	GOM_NL__2PRFIN20041119_073009_000001002032_00149_14231_6185.N1	19-NOV-2004 07:30:09	Twilight	100.00	51	41Gam1Leo	2.0100	4500.0	200	14231	No
147	GOM_NL__2PRFIN20041119_073524_000001202032_00149_14231_6186.N1	19-NOV-2004 07:35:24	Straylight	119.50	22	32Alp Leo	1.3600	15200.	239	14231	No
148	GOM_NL__2PRFIN20041119_073901_000000502032_00149_14231_6187.N1	19-NOV-2004 07:39:01	Twilight	49.500	171	2Eps Crv	3.0010	4250.0	99	14231	No
149	GOM_NL__2PRFIN20041119_074501_000000442032_00149_14231_6188.N1	19-NOV-2004 07:45:01	Dark	44.000	64	Gam Cen	2.2000	10600.	88	14231	No
150	GOM_NL__2PRFIN20041119_074744_000000462032_00149_14231_6189.N1	19-NOV-2004 07:47:44	Dark	45.500	20	Bet Cru	1.2530	30000.	91	14231	No
151	GOM_NL__2PRFIN20041119_074851_000000452032_00150_14232_6190.N1	19-NOV-2004 07:48:51	Dark	44.500	12	Alp1Cru	0.77500	30000.	89	14232	No
152	GOM_NL__2PRFIN20041119_075107_000000402032_00150_14232_6159.N1	19-NOV-2004 07:51:07	Dark	39.500	124	The Car	2.7640	30000.	79	14232	No
153	GOM_NL__2PRFIN20041119_075515_000000442032_00150_14232_6160.N1	19-NOV-2004 07:55:15	Dark	43.500	41	Eps Car	1.8600	4100.0	87	14232	No
154	GOM_NL__2PRFIN20041119_075738_000000612032_00150_14232_6161.N1	19-NOV-2004 07:57:38	Dark	60.500	70	Zet Pup	2.2460	39000.	121	14232	No
155	GOM_NL__2PRFIN20041119_080045_000000492032_00150_14232_6162.N1	19-NOV-2004 08:00:45	Dark	49.000	2	Alp Car	-0.73600	7000.0	98	14232	No
156	GOM_NL__2PRFIN20041119_080335_000000812032_00150_14232_6163.N1	19-NOV-2004 08:03:35	Dark	81.000	88	31Eta CMa	2.4480	20000.	162	14232	No
157	GOM_NL__2PRFIN20041119_080608_000000942032_00150_14232_6164.N1	19-NOV-2004 08:06:08	Dark	93.500	37	25Del CMa	1.8300	5900.0	187	14232	No
158	GOM_NL__2PRFIN20041119_080906_000000412032_00150_14232_6165.N1	19-NOV-2004 08:09:06	Straylight	40.500	157	The1Eri	2.9060	9300.0	81	14232	No
159	GOM_NL__2PRFIN20041119_081401_000001512032_00150_14232_6166.N1	19-NOV-2004 08:14:01	Straylight	150.50	1	9Alp CMa	-1.4400	11000.	301	14232	No
160	GOM_NL__2PRFIN20041119_081827_000000812032_00150_14232_6167.N1	19-NOV-2004 08:18:27	Straylight	81.000	7	19Bet Ori	0.10000	14000.	162	14232	No

161	GOM_NL__2PRFIN20041119_082145_000000522032_00150_14232_6168.N1	19-NOV-2004 08:21:45	Twilight	51.500	94	92Alp Cet	2.5260	3100.0	103	14232	No
162	GOM_NL__2PRFIN20041119_082642_000000392032_00150_14232_6169.N1	19-NOV-2004 08:26:42	Bright	38.500	105	6Bet Ari	2.6450	8900.0	77	14232	No
163	GOM_NL__2PRFIN20041119_082825_000000452032_00150_14232_6170.N1	19-NOV-2004 08:28:25	Bright	44.500	146	25Eta Tau	2.8730	15200.	89	14232	No
164	GOM_NL__2PRFIN20041119_083035_000000382032_00150_14232_6171.N1	19-NOV-2004 08:30:35	Bright	37.500	173	4Bet Tri	3.0040	8900.0	75	14232	No
165	GOM_NL__2PRFIN20041119_083239_000000382032_00150_14232_6172.N1	19-NOV-2004 08:32:39	Bright	37.500	73	57Gam1And	2.2600	13100.	75	14232	No
166	GOM_NL__2PRFIN20041119_083518_000000392032_00150_14232_6173.N1	19-NOV-2004 08:35:18	Bright	39.000	175	39Del Per	3.0100	19400.	78	14232	No
167	GOM_NL__2PRFIN20041119_083713_000000402032_00150_14232_6174.N1	19-NOV-2004 08:37:13	Bright	39.500	68	18Alp Cas	2.2250	4500.0	79	14232	No
168	GOM_NL__2PRFIN20041119_084017_000000682032_00150_14232_6175.N1	19-NOV-2004 08:40:17	Bright	68.000	107	37The Aur	2.6490	11000.	136	14232	No
169	GOM_NL__2PRFIN20041119_084554_000000362032_00150_14232_6176.N1	19-NOV-2004 08:45:54	Bright	35.500	49	1Alp UMi	1.9900	6300.0	71	14232	No
170	GOM_NL__2PRFIN20041119_085022_000000372032_00150_14232_6177.N1	19-NOV-2004 08:50:22	Bright	36.500	60	7Bet UMi	2.0810	3950.0	73	14232	No
171	GOM_NL__2PRFIN20041119_085226_000000402032_00150_14232_6178.N1	19-NOV-2004 08:52:26	Bright	39.500	119	14Eta Dra	2.7270	4700.0	79	14232	No
172	GOM_NL__2PRFIN20041119_085459_000000452032_00150_14232_6179.N1	19-NOV-2004 08:54:59	Bright	44.500	82	48Bet UMa	2.3650	10600.	89	14232	No
173	GOM_NL__2PRFIN20041119_085623_000000442032_00150_14232_6180.N1	19-NOV-2004 08:56:23	Bright	43.500	87	64Gam UMa	2.4330	11000.	87	14232	No
174	GOM_NL__2PRFIN20041119_085908_000000482032_00150_14232_6181.N1	19-NOV-2004 08:59:08	Bright	47.500	174	52Psi UMa	3.0040	4400.0	95	14232	No
175	GOM_NL__2PRFIN20041119_090107_000000382032_00150_14232_6182.N1	19-NOV-2004 09:01:07	Bright	37.500	152	12Alp2CVn	2.8900	11000.	75	14232	No
176	GOM_NL__2PRFIN20041119_090317_000000372032_00150_14232_6183.N1	19-NOV-2004 09:03:17	Bright	36.500	83		2.3780	11000.	73	14232	No
177	GOM_NL__2PRFIN20041119_090548_000000362032_00150_14232_6184.N1	19-NOV-2004 09:05:48	Bright	36.000	3	16Alp Boo	-0.050000	4250.0	72	14232	No
178	GOM_NL__2PRFIN20041119_090816_000000552032_00150_14232_6185.N1	19-NOV-2004 09:08:16	Bright	54.500	96	68Del Leo	2.5600	9300.0	109	14232	No
179	GOM_NL__2PRFIN20041119_091046_000000972032_00150_14232_6186.N1	19-NOV-2004 09:10:46	Twilight	96.500	51	41Gam1Leo	2.0100	4500.0	193	14232	No
180	GOM_NL__2PRFIN20041119_091601_000001152032_00150_14232_6187.N1	19-NOV-2004 09:16:01	Straylight	114.50	22	32Alp Leo	1.3600	15200.	229	14232	No
181	GOM_NL__2PRFIN20041119_091938_000000462032_00150_14232_6188.N1	19-NOV-2004 09:19:38	Twilight	45.500	171	2Eps Crv	3.0010	4250.0	91	14232	No
182	GOM_NL__2PRFIN20041119_092538_000000432032_00150_14232_6189.N1	19-NOV-2004 09:25:38	Dark	43.000	64	Gam Cen	2.2000	10600.	86	14232	No
183	GOM_NL__2PRFIN20041119_092820_000000422032_00150_14232_6190.N1	19-NOV-2004 09:28:20	Dark	41.500	20	Bet Cru	1.2530	30000.	83	14232	No
184	GOM_NL__2PRFIN20041119_092928_000000432032_00151_14233_6191.N1	19-NOV-2004 09:29:28	Dark	43.000	12	Alp1Cru	0.77500	30000.	86	14233	No
185	GOM_NL__2PRFIN20041119_093143_000000402032_00151_14233_6159.N1	19-NOV-2004 09:31:43	Dark	39.500	124	The Car	2.7640	30000.	79	14233	No
186	GOM_NL__2PRFIN20041119_093551_000000402032_00151_14233_6160.N1	19-NOV-2004 09:35:51	Dark	39.500	41	Eps Car	1.8600	4100.0	79	14233	No
187	GOM_NL__2PRFIN20041119_093815_000000592032_00151_14233_6161.N1	19-NOV-2004 09:38:15	Dark	59.000	70	Zet Pup	2.2460	39000.	118	14233	No
188	GOM_NL__2PRFIN20041119_094122_000000512032_00151_14233_6162.N1	19-NOV-2004 09:41:22	Dark	50.500	2	Alp Car	-0.73600	7000.0	101	14233	No
189	GOM_NL__2PRFIN20041119_094410_000000802032_00151_14233_6163.N1	19-NOV-2004 09:44:10	Dark	80.000	88	31Eta CMa	2.4480	20000.	160	14233	No
190	GOM_NL__2PRFIN20041119_094645_000000982032_00151_14233_6164.N1	19-NOV-2004 09:46:45	Dark	98.000	37	25Del CMa	1.8300	5900.0	196	14233	No
191	GOM_NL__2PRFIN20041119_094942_000000412032_00151_14233_6165.N1	19-NOV-2004 09:49:42	Straylight	40.500	157	The1Eri	2.9060	9300.0	81	14233	No
192	GOM_NL__2PRFIN20041119_095437_000001642032_00151_14233_6166.N1	19-NOV-2004 09:54:37	Straylight	163.50	1	9Alp CMa	-1.4400	11000.	327	14233	No
193	GOM_NL__2PRFIN20041119_095903_000000802032_00151_14233_6167.N1	19-NOV-2004 09:59:03	Straylight	80.000	7	19Bet Ori	0.10000	14000.	160	14233	No
194	GOM_NL__2PRFIN20041119_100220_000000542032_00151_14233_6168.N1	19-NOV-2004 10:02:20	Twilight	54.000	94	92Alp Cet	2.5260	3100.0	108	14233	No
195	GOM_NL__2PRFIN20041119_100718_000000392032_00151_14233_6169.N1	19-NOV-2004 10:07:18	Bright	38.500	105	6Bet Ari	2.6450	8900.0	77	14233	No
196	GOM_NL__2PRFIN20041119_100900_000000432032_00151_14233_6170.N1	19-NOV-2004 10:09:00	Bright	43.000	146	25Eta Tau	2.8730	15200.	86	14233	No
197	GOM_NL__2PRFIN20041119_101111_000000382032_00151_14233_6171.N1	19-NOV-2004 10:11:11	Bright	38.000	173	4Bet Tri	3.0040	8900.0	76	14233	No
198	GOM_NL__2PRFIN20041119_101315_000000392032_00151_14233_6172.N1	19-NOV-2004 10:13:15	Bright	39.000	73	57Gam1And	2.2600	13100.	78	14233	No
199	GOM_NL__2PRFIN20041119_101553_000000402032_00151_14233_6173.N1	19-NOV-2004 10:15:53	Bright	39.500	175	39Del Per	3.0100	19400.	79	14233	No
200	GOM_NL__2PRFIN20041119_101749_000000392032_00151_14233_6174.N1	19-NOV-2004 10:17:49	Bright	39.000	68	18Alp Cas	2.2250	4500.0	78	14233	No
201	GOM_NL__2PRFIN20041119_102051_000000702032_00151_14233_6175.N1	19-NOV-2004 10:20:51	Bright	70.000	107	37The Aur	2.6490	11000.	140	14233	No
202	GOM_NL__2PRFIN20041119_102630_000000372032_00151_14233_6176.N1	19-NOV-2004 10:26:30	Bright	37.000	49	1Alp UMi	1.9900	6300.0	74	14233	No
203	GOM_NL__2PRFIN20041119_103058_000000392032_00151_14233_6177.N1	19-NOV-2004 10:30:58	Bright	38.500	60	7Bet UMi	2.0810	3950.0	77	14233	No
204	GOM_NL__2PRFIN20041119_103302_000000402032_00151_14233_6178.N1	19-NOV-2004 10:33:02	Bright	39.500	119	14Eta Dra	2.7270	4700.0	79	14233	No
205	GOM_NL__2PRFIN20041119_103535_000000432032_00151_14233_6179.N1	19-NOV-2004 10:35:35	Bright	43.000	82	48Bet UMa	2.3650	10600.	86	14233	No
206	GOM_NL__2PRFIN20041119_103659_000000402032_00151_14233_6180.N1	19-NOV-2004 10:36:59	Bright	39.500	87	64Gam UMa	2.4330	11000.	79	14233	No
207	GOM_NL__2PRFIN20041119_103944_000000492032_00151_14233_6181.N1	19-NOV-2004 10:39:44	Bright	49.000	174	52Psi UMa	3.0040	4400.0	98	14233	No
208	GOM_NL__2PRFIN20041119_104143_000000392032_00151_14233_6182.N1	19-NOV-2004 10:41:43	Bright	38.500	152	12Alp2CVn	2.8900	11000.	77	14233	No
209	GOM_NL__2PRFIN20041119_104353_000000372032_00151_14233_6183.N1	19-NOV-2004 10:43:53	Bright	37.000	83		2.3780	11000.	74	14233	No
210	GOM_NL__2PRFIN20041119_104624_000000352032_00151_14233_6184.N1	19-NOV-2004 10:46:24	Bright	34.500	3	16Alp Boo	-0.050000	4250.0	69	14233	No
211	GOM_NL__2PRFIN20041119_104853_000000542032_00151_14233_6185.N1	19-NOV-2004 10:48:53	Bright	53.500	96	68Del Leo	2.5600	9300.0	107	14233	No
212	GOM_NL__2PRFIN20041119_105123_000000902032_00151_14233_6186.N1	19-NOV-2004 10:51:23	Twilight	89.500	51	41Gam1Leo	2.0100	4500.0	179	14233	No
213	GOM_NL__2PRFIN20041119_105640_000001132032_00151_14233_6187.N1	19-NOV-2004 10:56:40	Straylight	112.50	22	32Alp Leo	1.3600	15200.	225	14233	No
214	GOM_NL__2PRFIN20041119_110014_000000472032_00151_14233_6188.N1	19-NOV-2004 11:00:14	Twilight	47.000	171	2Eps Crv	3.0010	4250.0	94	14233	No
215	GOM_NL__2PRFIN20041119_110613_000000422032_00151_14233_6189.N1	19-NOV-2004 11:06:13	Dark	42.000	64	Gam Cen	2.2000	10600.	84	14233	No
216	GOM_NL__2PRFIN20041119_110856_000000412032_00151_14233_6190.N1	19-NOV-2004 11:08:56	Dark	40.500	20	Bet Cru	1.2530	30000.	81	14233	No
217	GOM_NL__2PRFIN20041119_111004_000000442032_00152_14234_6191.N1	19-NOV-2004 11:10:04	Dark	44.000	12	Alp1Cru	0.77500	30000.	88	14234	No
218	GOM_NL__2PRFIN20041119_111219_000000402032_00152_14234_6179.N1	19-NOV-2004 11:12:19	Dark	39.500	124	The Car	2.7640	30000.	79	14234	No
219	GOM_NL__2PRFIN20041119_111627_000000452032_00152_14234_6180.N1	19-NOV-2004 11:16:27	Dark	45.000	41	Eps Car	1.8600	4100.0	90	14234	No



220	GOM_NL__2PRFIN20041119_111852_000000592032_00152_14234_6181.N1	19-NOV-2004 11:18:52	Dark	58.500	70	Zet Pup	2.2460	39000.	117	14234	No
221	GOM_NL__2PRFIN20041119_112158_000000602032_00152_14234_6182.N1	19-NOV-2004 11:21:58	Dark	60.000	2	Alp Car	-0.73600	7000.0	120	14234	No
222	GOM_NL__2PRFIN20041119_112449_000000822032_00152_14234_6183.N1	19-NOV-2004 11:24:49	Dark	81.500	88	31Eta CMa	2.4480	20000.	163	14234	No
223	GOM_NL__2PRFIN20041119_112723_000001012032_00152_14234_6184.N1	19-NOV-2004 11:27:23	Dark	101.00	37	25Del CMa	1.8300	5900.0	202	14234	No
224	GOM_NL__2PRFIN20041119_113018_000000412032_00152_14234_6185.N1	19-NOV-2004 11:30:18	Straylight	40.500	157	The1Eri	2.9060	9300.0	81	14234	No
225	GOM_NL__2PRFIN20041119_113513_000001532032_00152_14234_6186.N1	19-NOV-2004 11:35:13	Straylight	152.50	1	9Alp CMa	-1.4400	11000.	305	14234	No
226	GOM_NL__2PRFIN20041119_113939_000000892032_00152_14234_6187.N1	19-NOV-2004 11:39:39	Straylight	89.000	7	19Bet Ori	0.10000	14000.	178	14234	No
227	GOM_NL__2PRFIN20041119_114254_000000542032_00152_14234_6188.N1	19-NOV-2004 11:42:54	Tw_i_and_stray	54.000	94	92Alp Cet	2.5260	3100.0	108	14234	No
228	GOM_NL__2PRFIN20041119_114754_000000392032_00152_14234_6189.N1	19-NOV-2004 11:47:54	Bright	39.000	105	6Bet Ari	2.6450	8900.0	78	14234	No
229	GOM_NL__2PRFIN20041119_114935_000000442032_00152_14234_6190.N1	19-NOV-2004 11:49:35	Bright	43.500	146	25Eta Tau	2.8730	15200.	87	14234	No
230	GOM_NL__2PRFIN20041119_115146_000000382032_00152_14234_6191.N1	19-NOV-2004 11:51:46	Bright	38.000	173	4Bet Tri	3.0040	8900.0	76	14234	No
231	GOM_NL__2PRFIN20041119_115351_000000382032_00152_14234_6192.N1	19-NOV-2004 11:53:51	Bright	37.500	73	57Gam1And	2.2600	13100.	75	14234	No
232	GOM_NL__2PRFIN20041119_115629_000000402032_00152_14234_6193.N1	19-NOV-2004 11:56:29	Bright	39.500	175	39Del Per	3.0100	19400.	79	14234	No
233	GOM_NL__2PRFIN20041119_115825_000000412032_00152_14234_6194.N1	19-NOV-2004 11:58:25	Bright	40.500	68	18Alp Cas	2.2250	4500.0	81	14234	No
234	GOM_NL__2PRFIN20041119_120125_000000712032_00152_14234_6195.N1	19-NOV-2004 12:01:25	Bright	70.500	107	37The Aur	2.6490	11000.	141	14234	No
235	GOM_NL__2PRFIN20041119_120705_000000392032_00152_14234_6196.N1	19-NOV-2004 12:07:05	Bright	38.500	49	1Alp UMi	1.9900	6300.0	77	14234	No
236	GOM_NL__2PRFIN20041119_121133_000000392032_00152_14234_6197.N1	19-NOV-2004 12:11:33	Bright	38.500	60	7Bet UMi	2.0810	3950.0	77	14234	No
237	GOM_NL__2PRFIN20041119_121338_000000362032_00152_14234_6198.N1	19-NOV-2004 12:13:38	Bright	36.000	119	14Eta Dra	2.7270	4700.0	72	14234	No
238	GOM_NL__2PRFIN20041119_121611_000000442032_00152_14234_6199.N1	19-NOV-2004 12:16:11	Bright	43.500	82	48Bet UMa	2.3650	10600.	87	14234	No
239	GOM_NL__2PRFIN20041119_121735_000000412032_00152_14234_6200.N1	19-NOV-2004 12:17:35	Bright	41.000	87	64Gam UMa	2.4330	11000.	82	14234	No
240	GOM_NL__2PRFIN20041119_122020_000000482032_00152_14234_6201.N1	19-NOV-2004 12:20:20	Bright	48.000	174	52Psi UMa	3.0040	4400.0	96	14234	No
241	GOM_NL__2PRFIN20041119_122220_000000372032_00152_14234_6202.N1	19-NOV-2004 12:22:20	Bright	37.000	152	12Alp2CVn	2.8900	11000.	74	14234	No
242	GOM_NL__2PRFIN20041119_122427_000000382032_00152_14234_6203.N1	19-NOV-2004 12:24:27	Bright	37.500	83		2.3780	11000.	75	14234	No
243	GOM_NL__2PRFIN20041119_122700_000000362032_00152_14234_6204.N1	19-NOV-2004 12:27:00	Bright	35.500	3	16Alp Boo	-0.050000	4250.0	71	14234	No
244	GOM_NL__2PRFIN20041119_122929_000000532032_00152_14234_6205.N1	19-NOV-2004 12:29:29	Bright	53.000	96	68Del Leo	2.5600	9300.0	106	14234	No
245	GOM_NL__2PRFIN20041119_123200_000001012032_00152_14234_6206.N1	19-NOV-2004 12:32:00	Tw_i_and_stray	100.50	51	41Gam1Leo	2.0100	4500.0	201	14234	No
246	GOM_NL__2PRFIN20041119_123718_000001182032_00152_14234_6207.N1	19-NOV-2004 12:37:18	Straylight	117.50	22	32Alp Leo	1.3600	15200.	235	14234	No
247	GOM_NL__2PRFIN20041119_124050_000000452032_00152_14234_6208.N1	19-NOV-2004 12:40:50	Twilight	45.000	171	2Eps Crv	3.0010	4250.0	90	14234	No
248	GOM_NL__2PRFIN20041119_124649_000000412032_00152_14234_6209.N1	19-NOV-2004 12:46:49	Dark	40.500	64	Gam Cen	2.2000	10600.	81	14234	No
249	GOM_NL__2PRFIN20041119_124932_000000462032_00152_14234_6210.N1	19-NOV-2004 12:49:32	Dark	45.500	20	Bet Cru	1.2530	30000.	91	14234	No
250	GOM_NL__2PRFIN20041119_125040_000000452032_00153_14235_6211.N1	19-NOV-2004 12:50:40	Dark	45.000	12	Alp1Cru	0.77500	30000.	90	14235	No
251	GOM_NL__2PRFIN20041119_125929_000000592032_00153_14235_6179.N1	19-NOV-2004 12:59:29	Dark	59.000	70	Zet Pup	2.2460	39000.	118	14235	No
252	GOM_NL__2PRFIN20041119_130235_000000602032_00153_14235_6180.N1	19-NOV-2004 13:02:35	Dark	60.000	2	Alp Car	-0.73600	7000.0	120	14235	No
253	GOM_NL__2PRFIN20041119_130526_000000812032_00153_14235_6181.N1	19-NOV-2004 13:05:26	Dark	81.000	88	31Eta CMa	2.4480	20000.	162	14235	No
254	GOM_NL__2PRFIN20041119_130800_000000982032_00153_14235_6182.N1	19-NOV-2004 13:08:00	Dark	98.000	37	25Del CMa	1.8300	5900.0	196	14235	No
255	GOM_NL__2PRFIN20041119_131053_000000422032_00153_14235_6183.N1	19-NOV-2004 13:10:53	Straylight	41.500	157	The1Eri	2.9060	9300.0	83	14235	No
256	GOM_NL__2PRFIN20041119_131549_000001562032_00153_14235_6184.N1	19-NOV-2004 13:15:49	Straylight	155.50	1	9Alp CMa	-1.4400	11000.	311	14235	No
257	GOM_NL__2PRFIN20041119_132016_000000762032_00153_14235_6185.N1	19-NOV-2004 13:20:16	Straylight	76.000	7	19Bet Ori	0.10000	14000.	152	14235	No
258	GOM_NL__2PRFIN20041119_132435_000001052032_00153_14235_6186.N1	19-NOV-2004 13:24:35	Bright	104.50	30	46Eps Ori	1.6940	30000.	209	14235	No
259	GOM_NL__2PRFIN20041119_132830_000000382032_00153_14235_6187.N1	19-NOV-2004 13:28:30	Bright	37.500	105	6Bet Ari	2.6450	8900.0	75	14235	No
260	GOM_NL__2PRFIN20041119_133011_000000432032_00153_14235_6188.N1	19-NOV-2004 13:30:11	Bright	42.500	146	25Eta Tau	2.8730	15200.	85	14235	No
261	GOM_NL__2PRFIN20041119_133223_000000372032_00153_14235_6189.N1	19-NOV-2004 13:32:23	Bright	36.500	173	4Bet Tri	3.0040	8900.0	73	14235	No
262	GOM_NL__2PRFIN20041119_133426_000000402032_00153_14235_6190.N1	19-NOV-2004 13:34:26	Bright	40.000	73	57Gam1And	2.2600	13100.	80	14235	No
263	GOM_NL__2PRFIN20041119_133704_000000412032_00153_14235_6191.N1	19-NOV-2004 13:37:04	Bright	40.500	175	39Del Per	3.0100	19400.	81	14235	No
264	GOM_NL__2PRFIN20041119_133859_000000422032_00153_14235_6192.N1	19-NOV-2004 13:38:59	Bright	41.500	68	18Alp Cas	2.2250	4500.0	83	14235	No
265	GOM_NL__2PRFIN20041119_134742_000000392032_00153_14235_6193.N1	19-NOV-2004 13:47:42	Bright	38.500	49	1Alp UMi	1.9900	6300.0	77	14235	No
266	GOM_NL__2PRFIN20041119_135210_000000362032_00153_14235_6194.N1	19-NOV-2004 13:52:10	Bright	36.000	60	7Bet UMi	2.0810	3950.0	72	14235	No
267	GOM_NL__2PRFIN20041119_135413_000000422032_00153_14235_6195.N1	19-NOV-2004 13:54:13	Bright	42.000	119	14Eta Dra	2.7270	4700.0	84	14235	No
268	GOM_NL__2PRFIN20041119_135646_000000442032_00153_14235_6196.N1	19-NOV-2004 13:56:46	Bright	43.500	82	48Bet UMa	2.3650	10600.	87	14235	No
269	GOM_NL__2PRFIN20041119_135811_000000412032_00153_14235_6197.N1	19-NOV-2004 13:58:11	Bright	41.000	87	64Gam UMa	2.4330	11000.	82	14235	No
270	GOM_NL__2PRFIN20041119_140055_000000492032_00153_14235_6198.N1	19-NOV-2004 14:00:55	Bright	49.000	174	52Psi UMa	3.0040	4400.0	98	14235	No
271	GOM_NL__2PRFIN20041119_140255_000000382032_00153_14235_6199.N1	19-NOV-2004 14:02:55	Bright	38.000	152	12Alp2CVn	2.8900	11000.	76	14235	No
272	GOM_NL__2PRFIN20041119_140503_000000442032_00153_14235_6200.N1	19-NOV-2004 14:05:03	Bright	43.500	83		2.3780	11000.	87	14235	No
273	GOM_NL__2PRFIN20041119_140736_000000352032_00153_14235_6201.N1	19-NOV-2004 14:07:36	Bright	35.000	3	16Alp Boo	-0.050000	4250.0	70	14235	No
274	GOM_NL__2PRFIN20041119_141005_000000532032_00153_14235_6202.N1	19-NOV-2004 14:10:05	Bright	53.000	96	68Del Leo	2.5600	9300.0	106	14235	No
275	GOM_NL__2PRFIN20041119_141237_000000972032_00153_14235_6203.N1	19-NOV-2004 14:12:37	Tw_i_and_stray	96.500	51	41Gam1Leo	2.0100	4500.0	193	14235	No
276	GOM_NL__2PRFIN20041119_141755_000001162032_00153_14235_6204.N1	19-NOV-2004 14:17:55	Straylight	116.00	22	32Alp Leo	1.3600	15200.	232	14235	No
277	GOM_NL__2PRFIN20041119_142127_000000472032_00153_14235_6205.N1	19-NOV-2004 14:21:27	Twilight	47.000	171	2Eps Crv	3.0010	4250.0	94	14235	No
278	GOM_NL__2PRFIN20041119_142726_000000432032_00153_14235_6206.N1	19-NOV-2004 14:27:26	Dark	42.500	64	Gam Cen	2.2000	10600.	85	14235	No

279	GOM_NL__2PRFIN20041119_143008_000000412032_00153_14235_6207.N1	19-NOV-2004 14:30:08	Dark	40.500	20	Bet Cru	1.2530	30000.	81	14235	No
280	GOM_NL__2PRFIN20041119_143115_000000482032_00154_14236_6208.N1	19-NOV-2004 14:31:15	Dark	47.500	12	Alp1Cru	0.77500	30000.	95	14236	No
281	GOM_NL__2PRFIN20041119_144006_000000582032_00154_14236_6179.N1	19-NOV-2004 14:40:06	Dark	58.000	70	Zet Pup	2.2460	39000.	116	14236	No
282	GOM_NL__2PRFIN20041119_144310_000000582032_00154_14236_6180.N1	19-NOV-2004 14:43:10	Dark	57.500	2	Alp Car	-0.73600	7000.0	115	14236	No
283	GOM_NL__2PRFIN20041119_144605_000000812032_00154_14236_6181.N1	19-NOV-2004 14:46:05	Dark	80.500	88	31Eta CMa	2.4480	20000.	161	14236	No
284	GOM_NL__2PRFIN20041119_144838_000001032032_00154_14236_6182.N1	19-NOV-2004 14:48:38	Dark	103.00	37	25Del CMa	1.8300	5900.0	206	14236	No
285	GOM_NL__2PRFIN20041119_145129_000000422032_00154_14236_6183.N1	19-NOV-2004 14:51:29	Straylight	42.000	157	The1Eri	2.9060	9300.0	84	14236	No
286	GOM_NL__2PRFIN20041119_145625_000001602032_00154_14236_6184.N1	19-NOV-2004 14:56:25	Straylight	159.50	1	9Alp CMa	-1.4400	11000.	319	14236	No
287	GOM_NL__2PRFIN20041119_150052_000000812032_00154_14236_6185.N1	19-NOV-2004 15:00:52	Straylight	80.500	7	19Bet Ori	0.10000	14000.	161	14236	No
288	GOM_NL__2PRFIN20041119_150510_000001102032_00154_14236_6186.N1	19-NOV-2004 15:05:10	Bright	109.50	30	46Eps Ori	1.6940	30000.	219	14236	No
289	GOM_NL__2PRFIN20041119_150906_000000382032_00154_14236_6187.N1	19-NOV-2004 15:09:06	Bright	38.000	105	6Bet Ari	2.6450	8900.0	76	14236	No
290	GOM_NL__2PRFIN20041119_151047_000000442032_00154_14236_6188.N1	19-NOV-2004 15:10:47	Bright	44.000	146	25Eta Tau	2.8730	15200.	88	14236	No
291	GOM_NL__2PRFIN20041119_151259_000000382032_00154_14236_6189.N1	19-NOV-2004 15:12:59	Bright	37.500	173	4Bet Tri	3.0040	8900.0	75	14236	No
292	GOM_NL__2PRFIN20041119_151503_000000392032_00154_14236_6190.N1	19-NOV-2004 15:15:03	Bright	39.000	73	57Gam1And	2.2600	13100.	78	14236	No
293	GOM_NL__2PRFIN20041119_151739_000000402032_00154_14236_6191.N1	19-NOV-2004 15:17:39	Bright	40.000	175	39Del Per	3.0100	19400.	80	14236	No
294	GOM_NL__2PRFIN20041119_151935_000000442032_00154_14236_6192.N1	19-NOV-2004 15:19:35	Bright	43.500	68	18Alp Cas	2.2250	4500.0	87	14236	No
295	GOM_NL__2PRFIN20041119_152817_000000392032_00154_14236_6193.N1	19-NOV-2004 15:28:17	Bright	39.000	49	1Alp UMi	1.9900	6300.0	78	14236	No
296	GOM_NL__2PRFIN20041119_153246_000000392032_00154_14236_6194.N1	19-NOV-2004 15:32:46	Bright	39.000	60	7Bet UMi	2.0810	3950.0	78	14236	No
297	GOM_NL__2PRFIN20041119_153451_000000392032_00154_14236_6195.N1	19-NOV-2004 15:34:51	Bright	39.000	119	14Eta Dra	2.7270	4700.0	78	14236	No
298	GOM_NL__2PRFIN20041119_153722_000000432032_00154_14236_6196.N1	19-NOV-2004 15:37:22	Bright	43.000	82	48Bet UMa	2.3650	10600.	86	14236	No
299	GOM_NL__2PRFIN20041119_153846_000000582032_00154_14236_6197.N1	19-NOV-2004 15:38:46	Bright	58.000	87	64Gam UMa	2.4330	11000.	116	14236	No
300	GOM_NL__2PRFIN20041119_154131_000000492032_00154_14236_6198.N1	19-NOV-2004 15:41:31	Bright	49.000	174	52Psi UMa	3.0040	4400.0	98	14236	No
301	GOM_NL__2PRFIN20041119_154331_000000382032_00154_14236_6199.N1	19-NOV-2004 15:43:31	Bright	37.500	152	12Alp2CVn	2.8900	11000.	75	14236	No
302	GOM_NL__2PRFIN20041119_154539_000000392032_00154_14236_6200.N1	19-NOV-2004 15:45:39	Bright	39.000	83		2.3780	11000.	78	14236	No
303	GOM_NL__2PRFIN20041119_154812_000000362032_00154_14236_6201.N1	19-NOV-2004 15:48:12	Bright	35.500	3	16Alp Boo	-0.050000	4250.0	71	14236	No
304	GOM_NL__2PRFIN20041119_155042_000000542032_00154_14236_6202.N1	19-NOV-2004 15:50:42	Bright	54.000	96	68Del Leo	2.5600	9300.0	108	14236	No
305	GOM_NL__2PRFIN20041119_155314_000000932032_00154_14236_6203.N1	19-NOV-2004 15:53:14	Twilight	92.500	51	41Gam1Leo	2.0100	4500.0	185	14236	No
306	GOM_NL__2PRFIN20041119_155833_000001222032_00154_14236_6204.N1	19-NOV-2004 15:58:33	Straylight	122.00	22	32Alp Leo	1.3600	15200.	244	14236	No
307	GOM_NL__2PRFIN20041119_160204_000000452032_00154_14236_6205.N1	19-NOV-2004 16:02:04	Twilight	45.000	171	2Eps Crv	3.0010	4250.0	90	14236	No
308	GOM_NL__2PRFIN20041119_160802_000000412032_00154_14236_6206.N1	19-NOV-2004 16:08:02	Dark	41.000	64	Gam Cen	2.2000	10600.	82	14236	No
309	GOM_NL__2PRFIN20041119_161044_000000412032_00154_14236_6207.N1	19-NOV-2004 16:10:44	Dark	41.000	20	Bet Cru	1.2530	30000.	82	14236	No
310	GOM_NL__2PRFIN20041119_161152_000000422032_00155_14237_6208.N1	19-NOV-2004 16:11:52	Dark	41.500	12	Alp1Cru	0.77500	30000.	83	14237	No
311	GOM_NL__2PRFIN20041119_162043_000000602032_00155_14237_6179.N1	19-NOV-2004 16:20:43	Dark	59.500	70	Zet Pup	2.2460	39000.	119	14237	No
312	GOM_NL__2PRFIN20041119_162348_000000602032_00155_14237_6180.N1	19-NOV-2004 16:23:48	Dark	60.000	2	Alp Car	-0.73600	7000.0	120	14237	No
313	GOM_NL__2PRFIN20041119_162641_000000812032_00155_14237_6181.N1	19-NOV-2004 16:26:41	Dark	81.000	88	31Eta CMa	2.4480	20000.	162	14237	No
314	GOM_NL__2PRFIN20041119_162915_000000992032_00155_14237_6182.N1	19-NOV-2004 16:29:15	Dark	98.500	37	25Del CMa	1.8300	5900.0	197	14237	No
315	GOM_NL__2PRFIN20041119_163206_000000402032_00155_14237_6183.N1	19-NOV-2004 16:32:06	Straylight	39.500	157	The1Eri	2.9060	9300.0	79	14237	No
316	GOM_NL__2PRFIN20041119_163702_000001582032_00155_14237_6184.N1	19-NOV-2004 16:37:02	Straylight	157.50	1	9Alp CMa	-1.4400	11000.	315	14237	No
317	GOM_NL__2PRFIN20041119_164127_000000762032_00155_14237_6185.N1	19-NOV-2004 16:41:27	Straylight	76.000	7	19Bet Ori	0.10000	14000.	152	14237	No
318	GOM_NL__2PRFIN20041119_164545_000000912032_00155_14237_6186.N1	19-NOV-2004 16:45:45	Bright	90.500	30	46Eps Ori	1.6940	30000.	181	14237	No
319	GOM_NL__2PRFIN20041119_164942_000000402032_00155_14237_6187.N1	19-NOV-2004 16:49:42	Bright	39.500	105	6Bet Ari	2.6450	8900.0	79	14237	No
320	GOM_NL__2PRFIN20041119_165122_000000442032_00155_14237_6188.N1	19-NOV-2004 16:51:22	Bright	43.500	146	25Eta Tau	2.8730	15200.	87	14237	No
321	GOM_NL__2PRFIN20041119_165335_000000382032_00155_14237_6189.N1	19-NOV-2004 16:53:35	Bright	37.500	173	4Bet Tri	3.0040	8900.0	75	14237	No
322	GOM_NL__2PRFIN20041119_165539_000000392032_00155_14237_6190.N1	19-NOV-2004 16:55:39	Bright	38.500	73	57Gam1And	2.2600	13100.	77	14237	No
323	GOM_NL__2PRFIN20041119_165815_000000412032_00155_14237_6191.N1	19-NOV-2004 16:58:15	Bright	40.500	175	39Del Per	3.0100	19400.	81	14237	No
324	GOM_NL__2PRFIN20041119_170013_000000382032_00155_14237_6192.N1	19-NOV-2004 17:00:13	Bright	38.000	68	18Alp Cas	2.2250	4500.0	76	14237	No
325	GOM_NL__2PRFIN20041119_170854_000000402032_00155_14237_6193.N1	19-NOV-2004 17:08:54	Bright	40.000	49	1Alp UMi	1.9900	6300.0	80	14237	No
326	GOM_NL__2PRFIN20041119_171322_000000392032_00155_14237_6194.N1	19-NOV-2004 17:13:22	Bright	39.000	60	7Bet UMi	2.0810	3950.0	78	14237	No
327	GOM_NL__2PRFIN20041119_171528_000000392032_00155_14237_6195.N1	19-NOV-2004 17:15:28	Bright	38.500	119	14Eta Dra	2.7270	4700.0	77	14237	No
328	GOM_NL__2PRFIN20041119_171757_000000442032_00155_14237_6196.N1	19-NOV-2004 17:17:57	Bright	43.500	82	48Bet UMa	2.3650	10600.	87	14237	No
329	GOM_NL__2PRFIN20041119_171922_000000422032_00155_14237_6197.N1	19-NOV-2004 17:19:22	Bright	41.500	87	64Gam UMa	2.4330	11000.	83	14237	No
330	GOM_NL__2PRFIN20041119_172207_000000672032_00155_14237_6198.N1	19-NOV-2004 17:22:07	Bright	67.000	174	52Psi UMa	3.0040	4400.0	134	14237	No
331	GOM_NL__2PRFIN20041119_172407_000000382032_00155_14237_6199.N1	19-NOV-2004 17:24:07	Bright	37.500	152	12Alp2CVn	2.8900	11000.	75	14237	No
332	GOM_NL__2PRFIN20041119_172617_000000372032_00155_14237_6200.N1	19-NOV-2004 17:26:17	Bright	36.500	83		2.3780	11000.	73	14237	No
333	GOM_NL__2PRFIN20041119_172849_000000362032_00155_14237_6201.N1	19-NOV-2004 17:28:49	Bright	35.500	3	16Alp Boo	-0.050000	4250.0	71	14237	No
334	GOM_NL__2PRFIN20041119_173118_000000572032_00155_14237_6202.N1	19-NOV-2004 17:31:18	Bright	56.500	96	68Del Leo	2.5600	9300.0	113	14237	No
335	GOM_NL__2PRFIN20041119_173351_000000992032_00155_14237_6203.N1	19-NOV-2004 17:33:51	Twilight	99.000	51	41Gam1Leo	2.0100	4500.0	198	14237	No
336	GOM_NL__2PRFIN20041119_173911_000001102032_00155_14237_6204.N1	19-NOV-2004 17:39:11	Straylight	109.50	22	32Alp Leo	1.3600	15200.	219	14237	No
337	GOM_NL__2PRFIN20041119_174240_000000462032_00155_14237_6205.N1	19-NOV-2004 17:42:40	Twilight	46.000	171	2Eps Crv	3.0010	4250.0	92	14237	No

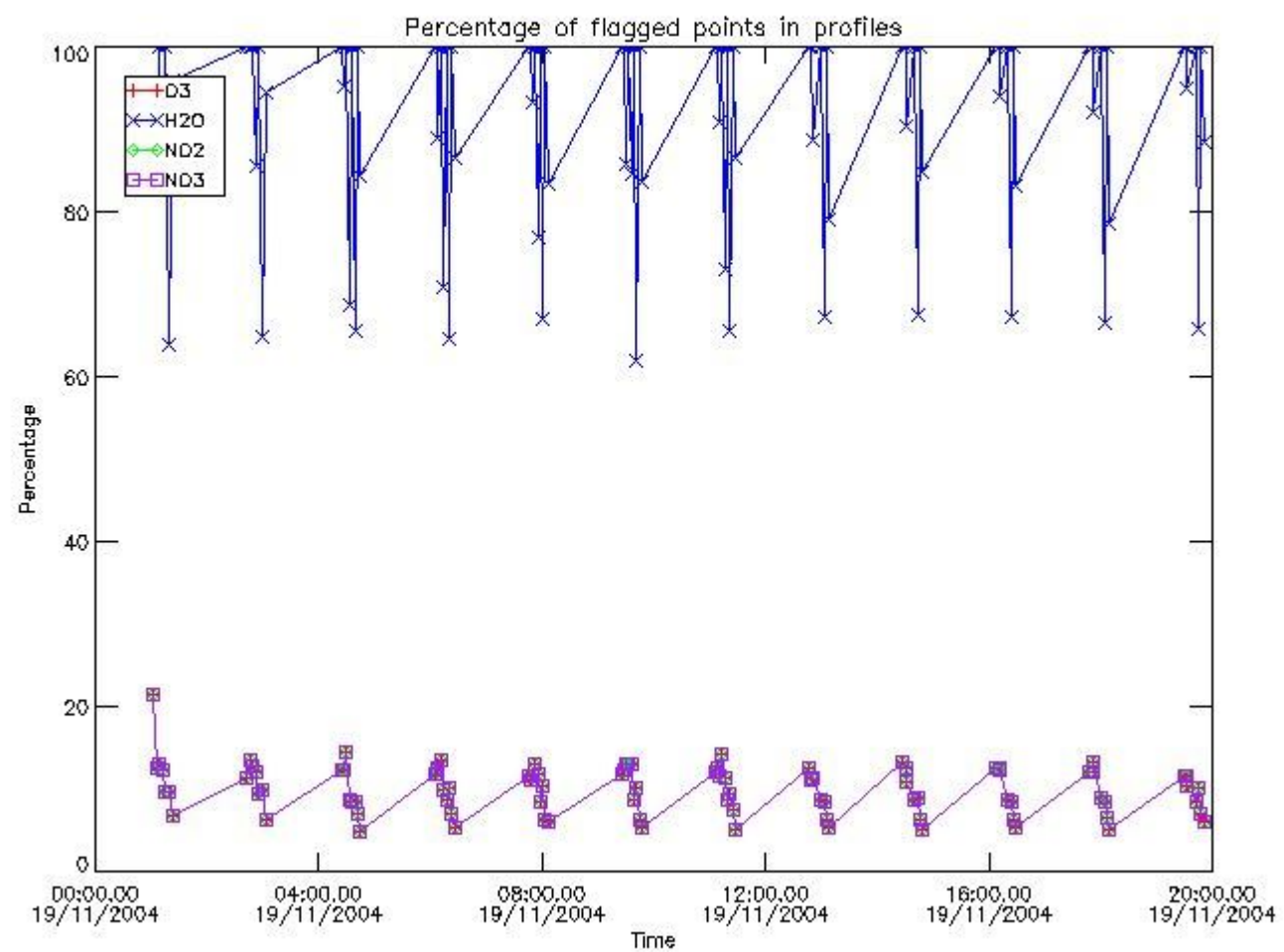
338	GOM_NL__2PRFIN20041119_174839_000000422032_00155_14237_6206.N1	19-NOV-2004 17:48:39	Dark	42.000	64	Gam Cen	2.2000	10600.	84	14237	No
339	GOM_NL__2PRFIN20041119_175121_000000422032_00155_14237_6207.N1	19-NOV-2004 17:51:21	Dark	42.000	20	Bet Cru	1.2530	30000.	84	14237	No
340	GOM_NL__2PRFIN20041119_175228_000000392032_00156_14238_6208.N1	19-NOV-2004 17:52:28	Dark	38.500	12	Alp1Cru	0.77500	30000.	77	14238	No
341	GOM_NL__2PRFIN20041119_180120_000000582032_00156_14238_6179.N1	19-NOV-2004 18:01:20	Dark	57.500	70	Zet Pup	2.2460	39000.	115	14238	No
342	GOM_NL__2PRFIN20041119_180425_000000602032_00156_14238_6180.N1	19-NOV-2004 18:04:25	Dark	60.000	2	Alp Car	-0.73600	7000.0	120	14238	No
343	GOM_NL__2PRFIN20041119_180718_000000802032_00156_14238_6181.N1	19-NOV-2004 18:07:18	Dark	79.500	88	31Eta CMa	2.4480	20000.	159	14238	No
344	GOM_NL__2PRFIN20041119_180952_000001032032_00156_14238_6182.N1	19-NOV-2004 18:09:52	Dark	103.00	37	25Del CMa	1.8300	5900.0	206	14238	No
345	GOM_NL__2PRFIN20041119_181242_000000422032_00156_14238_6183.N1	19-NOV-2004 18:12:42	Straylight	41.500	157	The1Eri	2.9060	9300.0	83	14238	No
346	GOM_NL__2PRFIN20041119_181738_000001582032_00156_14238_6184.N1	19-NOV-2004 18:17:38	Straylight	158.00	1	9Alp CMa	-1.4400	11000.	316	14238	No
347	GOM_NL__2PRFIN20041119_182204_000000862032_00156_14238_6185.N1	19-NOV-2004 18:22:04	Straylight	85.500	7	19Bet Ori	0.10000	14000.	171	14238	No
348	GOM_NL__2PRFIN20041119_182620_000000902032_00156_14238_6186.N1	19-NOV-2004 18:26:20	Bright	90.000	30	46Eps Ori	1.6940	30000.	180	14238	No
349	GOM_NL__2PRFIN20041119_183018_000000372032_00156_14238_6187.N1	19-NOV-2004 18:30:18	Bright	37.000	105	6Bet Ari	2.6450	8900.0	74	14238	No
350	GOM_NL__2PRFIN20041119_183158_000000432032_00156_14238_6188.N1	19-NOV-2004 18:31:58	Bright	42.500	146	25Eta Tau	2.8730	15200.	85	14238	No
351	GOM_NL__2PRFIN20041119_183411_000000362032_00156_14238_6189.N1	19-NOV-2004 18:34:11	Bright	36.000	173	4Bet Tri	3.0040	8900.0	72	14238	No
352	GOM_NL__2PRFIN20041119_183615_000000392032_00156_14238_6190.N1	19-NOV-2004 18:36:15	Bright	38.500	73	57Gam1And	2.2600	13100.	77	14238	No
353	GOM_NL__2PRFIN20041119_183851_000000412032_00156_14238_6191.N1	19-NOV-2004 18:38:51	Bright	41.000	175	39Del Per	3.0100	19400.	82	14238	No
354	GOM_NL__2PRFIN20041119_184049_000000422032_00156_14238_6192.N1	19-NOV-2004 18:40:49	Bright	41.500	68	18Alp Cas	2.2250	4500.0	83	14238	No
355	GOM_NL__2PRFIN20041119_184929_000000392032_00156_14238_6193.N1	19-NOV-2004 18:49:29	Bright	38.500	49	1Alp UMi	1.9900	6300.0	77	14238	No
356	GOM_NL__2PRFIN20041119_185358_000000402032_00156_14238_6194.N1	19-NOV-2004 18:53:58	Bright	40.000	60	7Bet UMi	2.0810	3950.0	80	14238	No
357	GOM_NL__2PRFIN20041119_185604_000000372032_00156_14238_6195.N1	19-NOV-2004 18:56:04	Bright	36.500	119	14Eta Dra	2.7270	4700.0	73	14238	No
358	GOM_NL__2PRFIN20041119_185834_000000452032_00156_14238_6196.N1	19-NOV-2004 18:58:34	Bright	45.000	82	48Bet UMa	2.3650	10600.	90	14238	No
359	GOM_NL__2PRFIN20041119_185958_000000422032_00156_14238_6197.N1	19-NOV-2004 18:59:58	Bright	41.500	87	64Gam UMa	2.4330	11000.	83	14238	No
360	GOM_NL__2PRFIN20041119_190243_000000512032_00156_14238_6198.N1	19-NOV-2004 19:02:43	Bright	51.000	174	52Psi UMa	3.0040	4400.0	102	14238	No
361	GOM_NL__2PRFIN20041119_190444_000000372032_00156_14238_6199.N1	19-NOV-2004 19:04:44	Bright	36.500	152	12Alp2CVn	2.8900	11000.	73	14238	No
362	GOM_NL__2PRFIN20041119_190653_000000372032_00156_14238_6200.N1	19-NOV-2004 19:06:53	Bright	37.000	83		2.3780	11000.	74	14238	No
363	GOM_NL__2PRFIN20041119_190925_000000362032_00156_14238_6201.N1	19-NOV-2004 19:09:25	Bright	35.500	3	16Alp Boo	-0.050000	4250.0	71	14238	No
364	GOM_NL__2PRFIN20041119_191154_000000542032_00156_14238_6202.N1	19-NOV-2004 19:11:54	Bright	54.000	96	68Del Leo	2.5600	9300.0	108	14238	No
365	GOM_NL__2PRFIN20041119_191428_000000962032_00156_14238_6203.N1	19-NOV-2004 19:14:28	Tw_i_and_stray	96.000	51	41Gam1Leo	2.0100	4500.0	192	14238	No
366	GOM_NL__2PRFIN20041119_191949_000001202032_00156_14238_6204.N1	19-NOV-2004 19:19:49	Straylight	120.00	22	32Alp Leo	1.3600	15200.	240	14238	No
367	GOM_NL__2PRFIN20041119_192317_000000482032_00156_14238_6205.N1	19-NOV-2004 19:23:17	Twilight	47.500	171	2Eps Crv	3.0010	4250.0	95	14238	No
368	GOM_NL__2PRFIN20041119_192915_000000452032_00156_14238_6206.N1	19-NOV-2004 19:29:15	Dark	44.500	64	Gam Cen	2.2000	10600.	89	14238	No
369	GOM_NL__2PRFIN20041119_193157_000000442032_00156_14238_6207.N1	19-NOV-2004 19:31:57	Dark	44.000	20	Bet Cru	1.2530	30000.	88	14238	No
370	GOM_NL__2PRFIN20041119_193304_000000492032_00157_14239_6208.N1	19-NOV-2004 19:33:04	Dark	49.000	12	Alp1Cru	0.77500	30000.	98	14239	No
371	GOM_NL__2PRFIN20041119_194155_000000612032_00157_14239_6179.N1	19-NOV-2004 19:41:55	Dark	61.000	70	Zet Pup	2.2460	39000.	122	14239	No
372	GOM_NL__2PRFIN20041119_194501_000000502032_00157_14239_6180.N1	19-NOV-2004 19:45:01	Dark	50.000	2	Alp Car	-0.73600	7000.0	100	14239	No
373	GOM_NL__2PRFIN20041119_194756_000000822032_00157_14239_6181.N1	19-NOV-2004 19:47:56	Dark	81.500	88	31Eta CMa	2.4480	20000.	163	14239	No
374	GOM_NL__2PRFIN20041119_195029_000000952032_00157_14239_6182.N1	19-NOV-2004 19:50:29	Dark	95.000	37	25Del CMa	1.8300	5900.0	190	14239	No
375	GOM_NL__2PRFIN20041119_195318_000000402032_00157_14239_6183.N1	19-NOV-2004 19:53:18	Straylight	39.500	157	The1Eri	2.9060	9300.0	79	14239	No
376	GOM_NL__2PRFIN20041119_195814_000001632032_00157_14239_6184.N1	19-NOV-2004 19:58:14	Straylight	162.50	1	9Alp CMa	-1.4400	11000.	325	14239	No
377	GOM_NL__2PRFIN20041119_200239_000000882032_00157_14239_6185.N1	19-NOV-2004 20:02:39	Straylight	88.000	7	19Bet Ori	0.10000	14000.	176	14239	No
378	GOM_NL__2PRFIN20041119_200656_000000922032_00157_14239_6186.N1	19-NOV-2004 20:06:56	Bright	91.500	30	46Eps Ori	1.6940	30000.	183	14239	No
379	GOM_NL__2PRFIN20041119_201054_000000402032_00157_14239_6187.N1	19-NOV-2004 20:10:54	Bright	39.500	105	6Bet Ari	2.6450	8900.0	79	14239	No
380	GOM_NL__2PRFIN20041119_201234_000000432032_00157_14239_6188.N1	19-NOV-2004 20:12:34	Bright	42.500	146	25Eta Tau	2.8730	15200.	85	14239	No
381	GOM_NL__2PRFIN20041119_201447_000000382032_00157_14239_6189.N1	19-NOV-2004 20:14:47	Bright	37.500	173	4Bet Tri	3.0040	8900.0	75	14239	No
382	GOM_NL__2PRFIN20041119_201651_000000362032_00157_14239_6190.N1	19-NOV-2004 20:16:51	Bright	36.000	73	57Gam1And	2.2600	13100.	72	14239	No
383	GOM_NL__2PRFIN20041119_201926_000000412032_00157_14239_6191.N1	19-NOV-2004 20:19:26	Bright	40.500	175	39Del Per	3.0100	19400.	81	14239	No
384	GOM_NL__2PRFIN20041119_202123_000000412032_00157_14239_6192.N1	19-NOV-2004 20:21:23	Bright	41.000	68	18Alp Cas	2.2250	4500.0	82	14239	No
385	GOM_NL__2PRFIN20041119_203003_000000402032_00157_14239_6193.N1	19-NOV-2004 20:30:03	Bright	40.000	49	1Alp UMi	1.9900	6300.0	80	14239	No
386	GOM_NL__2PRFIN20041119_203433_000000402032_00157_14239_6194.N1	19-NOV-2004 20:34:33	Bright	40.000	60	7Bet UMi	2.0810	3950.0	80	14239	No
387	GOM_NL__2PRFIN20041119_203640_000000362032_00157_14239_6195.N1	19-NOV-2004 20:36:40	Bright	36.000	119	14Eta Dra	2.7270	4700.0	72	14239	No
388	GOM_NL__2PRFIN20041119_203910_000000442032_00157_14239_6196.N1	19-NOV-2004 20:39:10	Bright	44.000	82	48Bet UMa	2.3650	10600.	88	14239	No
389	GOM_NL__2PRFIN20041119_204034_000000412032_00157_14239_6197.N1	19-NOV-2004 20:40:34	Bright	41.000	87	64Gam UMa	2.4330	11000.	82	14239	No
390	GOM_NL__2PRFIN20041119_204320_000000492032_00157_14239_6198.N1	19-NOV-2004 20:43:20	Bright	49.000	174	52Psi UMa	3.0040	4400.0	98	14239	No
391	GOM_NL__2PRFIN20041119_204520_000000372032_00157_14239_6199.N1	19-NOV-2004 20:45:20	Bright	37.000	152	12Alp2CVn	2.8900	11000.	74	14239	No
392	GOM_NL__2PRFIN20041119_204729_000000372032_00157_14239_6200.N1	19-NOV-2004 20:47:29	Bright	37.000	83		2.3780	11000.	74	14239	No
393	GOM_NL__2PRFIN20041119_205001_000000362032_00157_14239_6201.N1	19-NOV-2004 20:50:01	Bright	35.500	3	16Alp Boo	-0.050000	4250.0	71	14239	No
394	GOM_NL__2PRFIN20041119_205231_000000522032_00157_14239_6202.N1	19-NOV-2004 20:52:31	Bright	51.500	96	68Del Leo	2.5600	9300.0	103	14239	No
395	GOM_NL__2PRFIN20041119_205505_000000982032_00157_14239_6203.N1	19-NOV-2004 20:55:05	Tw_i_and_stray	97.500	51	41Gam1Leo	2.0100	4500.0	195	14239	No



### 3. Quality information per product

In this section it is plotted some information contained in the Quality Summary data set of the level 2 products. Only products in dark limb conditions and without errors (error flag in the MPH set to "0") are used.

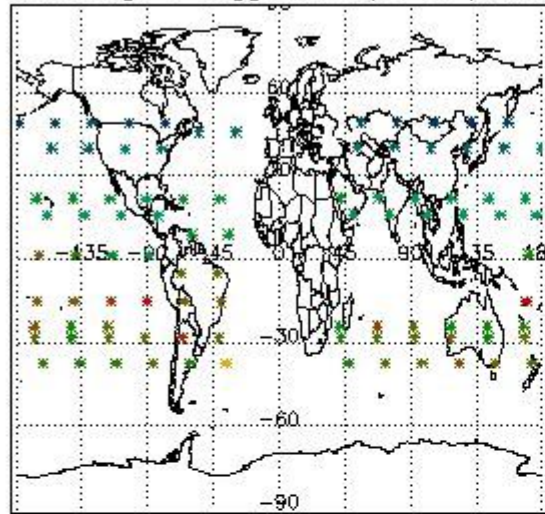
#### 3.1 Plot quality information per product (time dependant)



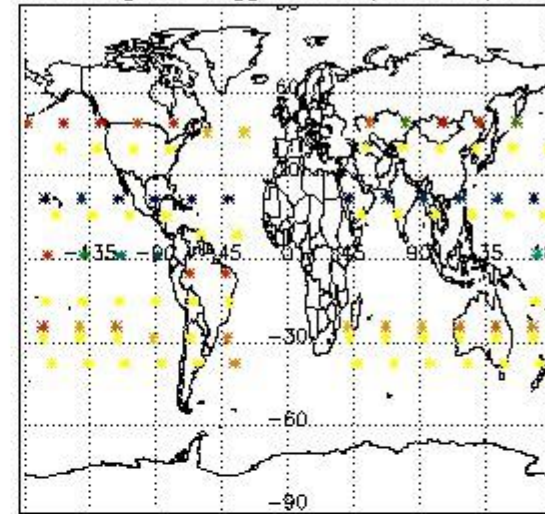
#### 3.2 Plot quality information per product (world map)



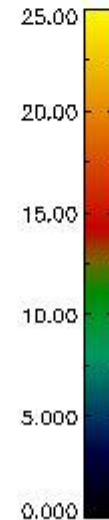
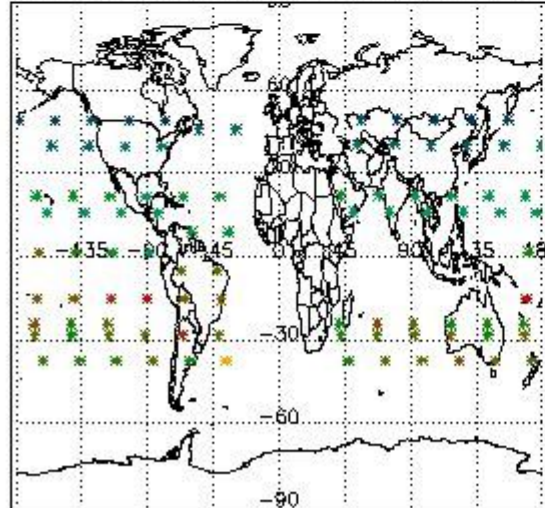
Percentage of flagged data per O3 profile



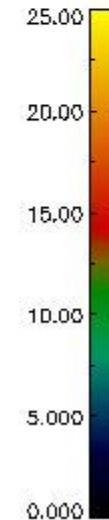
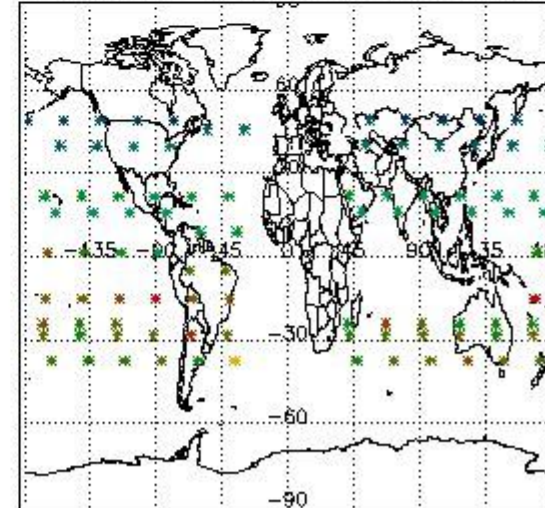
Percentage of flagged data per H2O profile



Percentage of flagged data per NO2 profile



Percentage of flagged data per NO3 profile

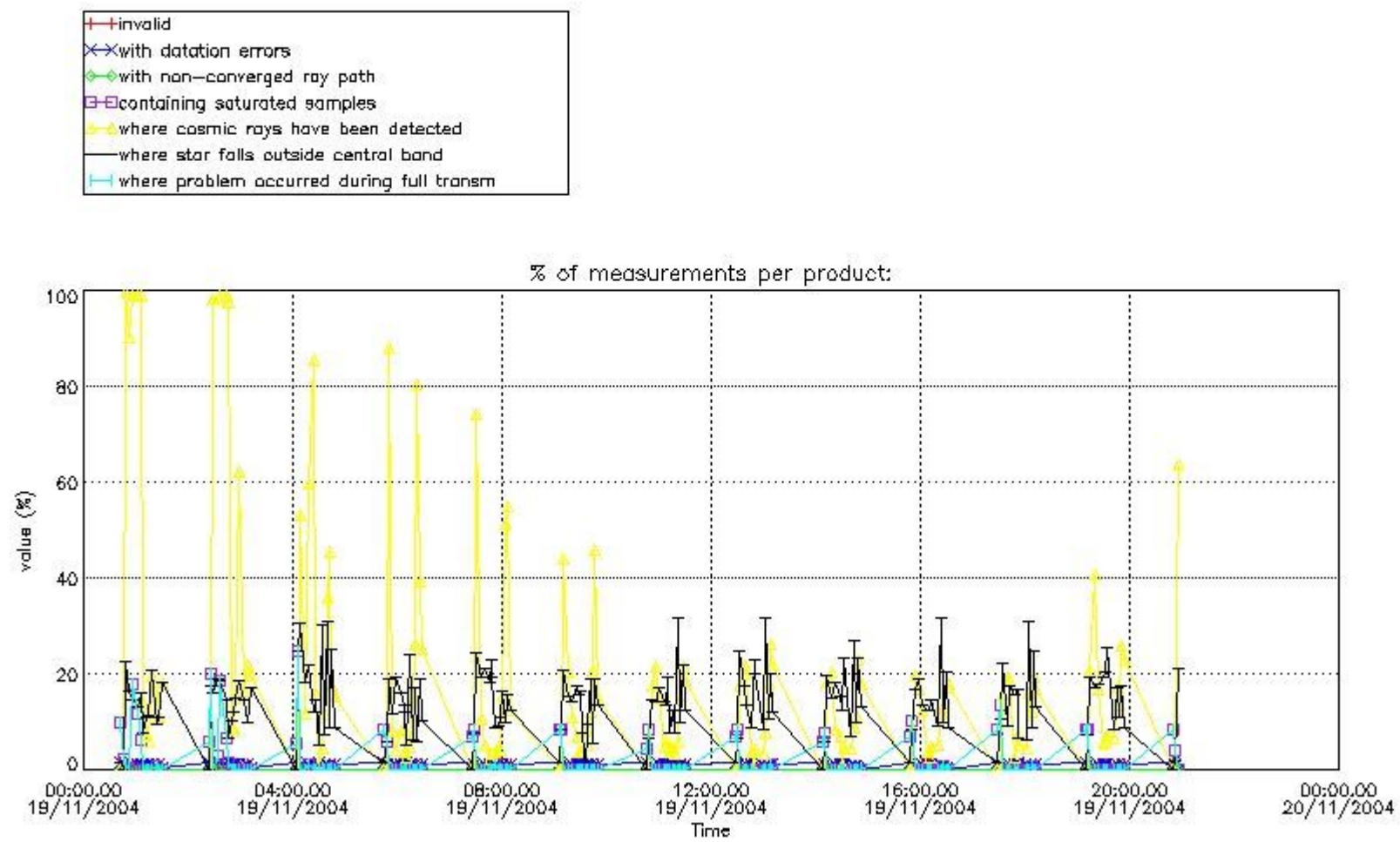


#### 4. Level 1 quality information per product

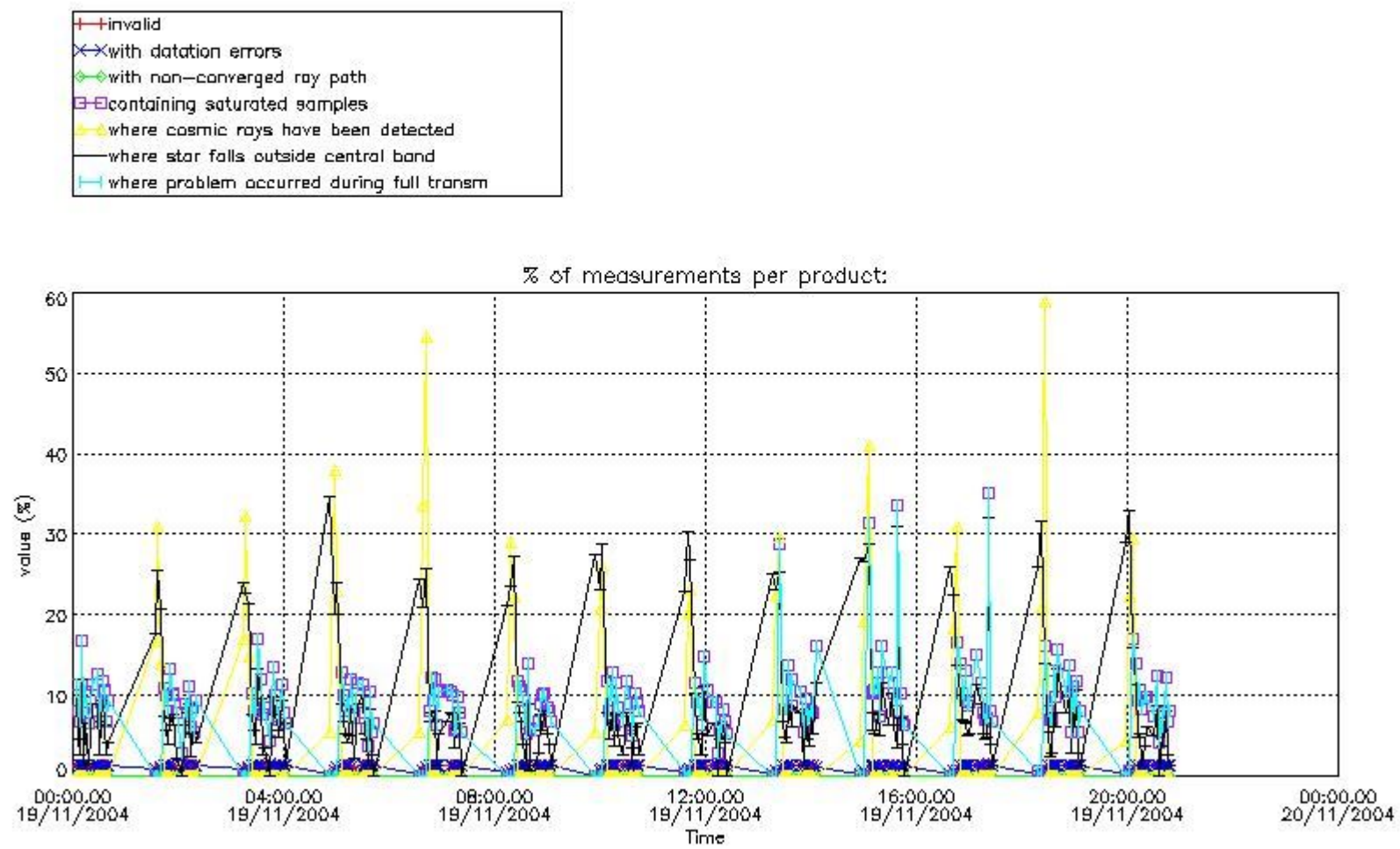
In this section it is plotted some information contained in the Quality Summary data set of the level 2 products that comes from the level 1b processing. Products without errors (error flag in the MPH set to "0") are used.

##### 4.1 Plot quality information per product (time dependant) coming from level 1b processing

###### 4.1.1 Plot level 1 quality information per product (time dependant): ENVISAT ASCENDING passes



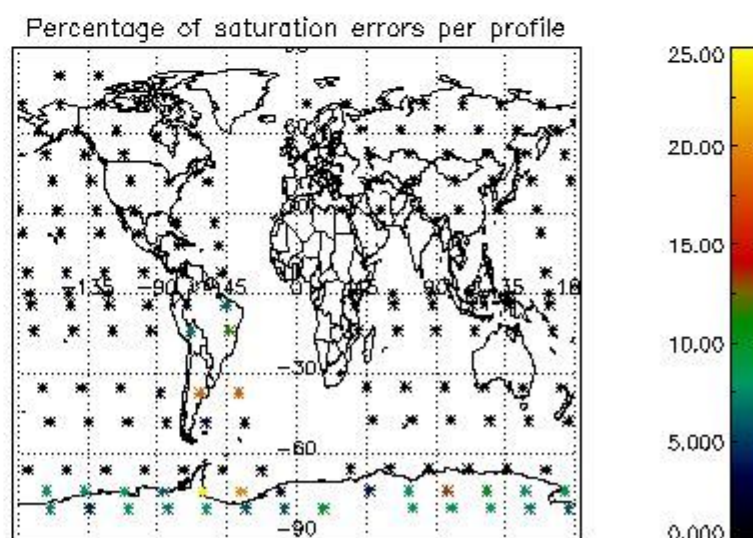
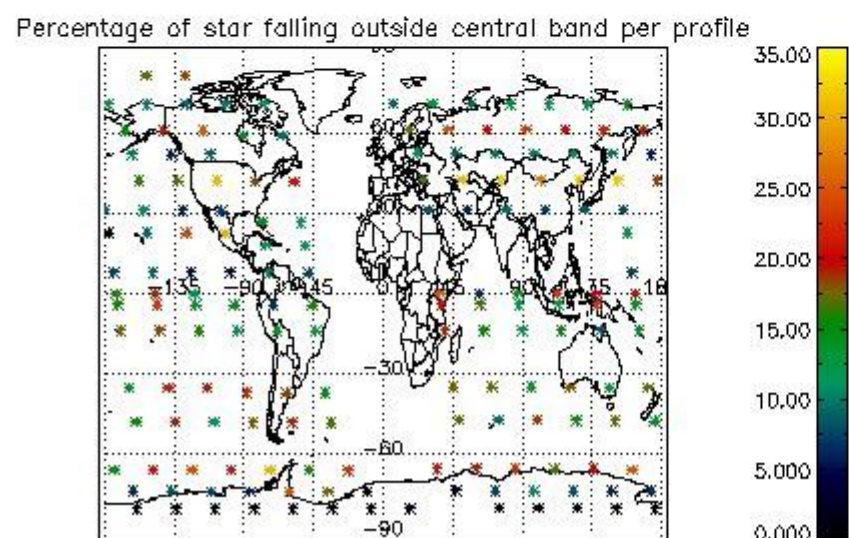
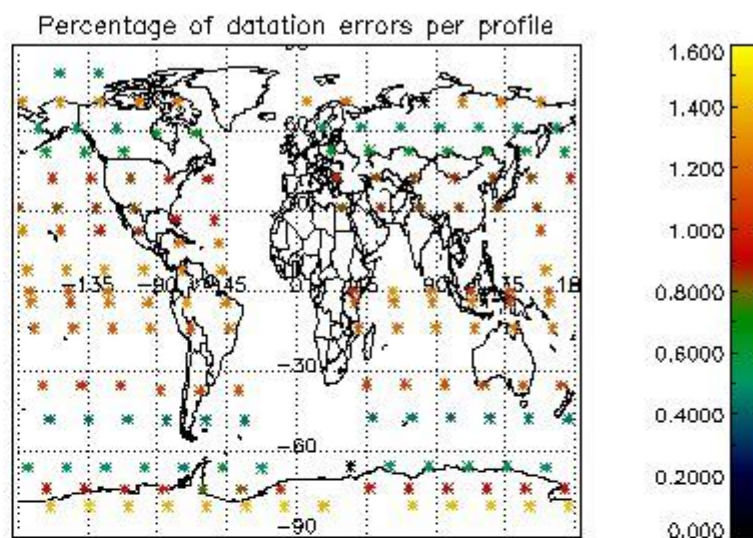
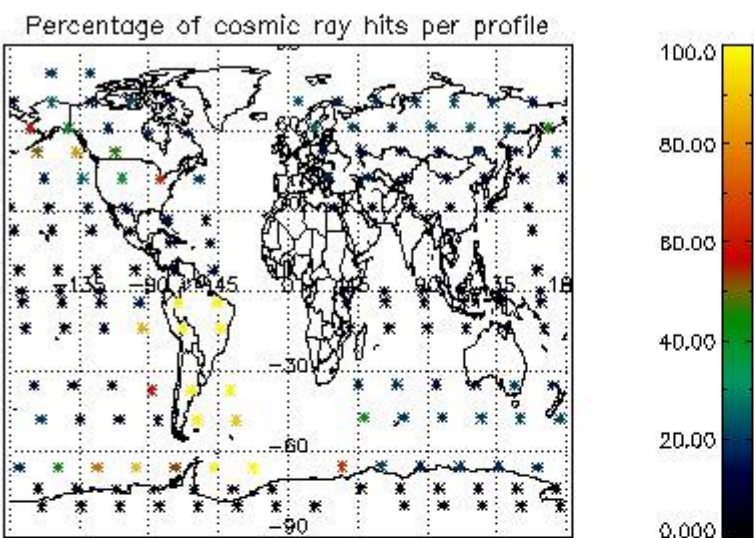
4.1.2 Plot level 1 quality information per product (time dependant): ENVI SAT DESCENDING passes



*4.2 Plot quality information per product coming from level 1b processing (world map)*

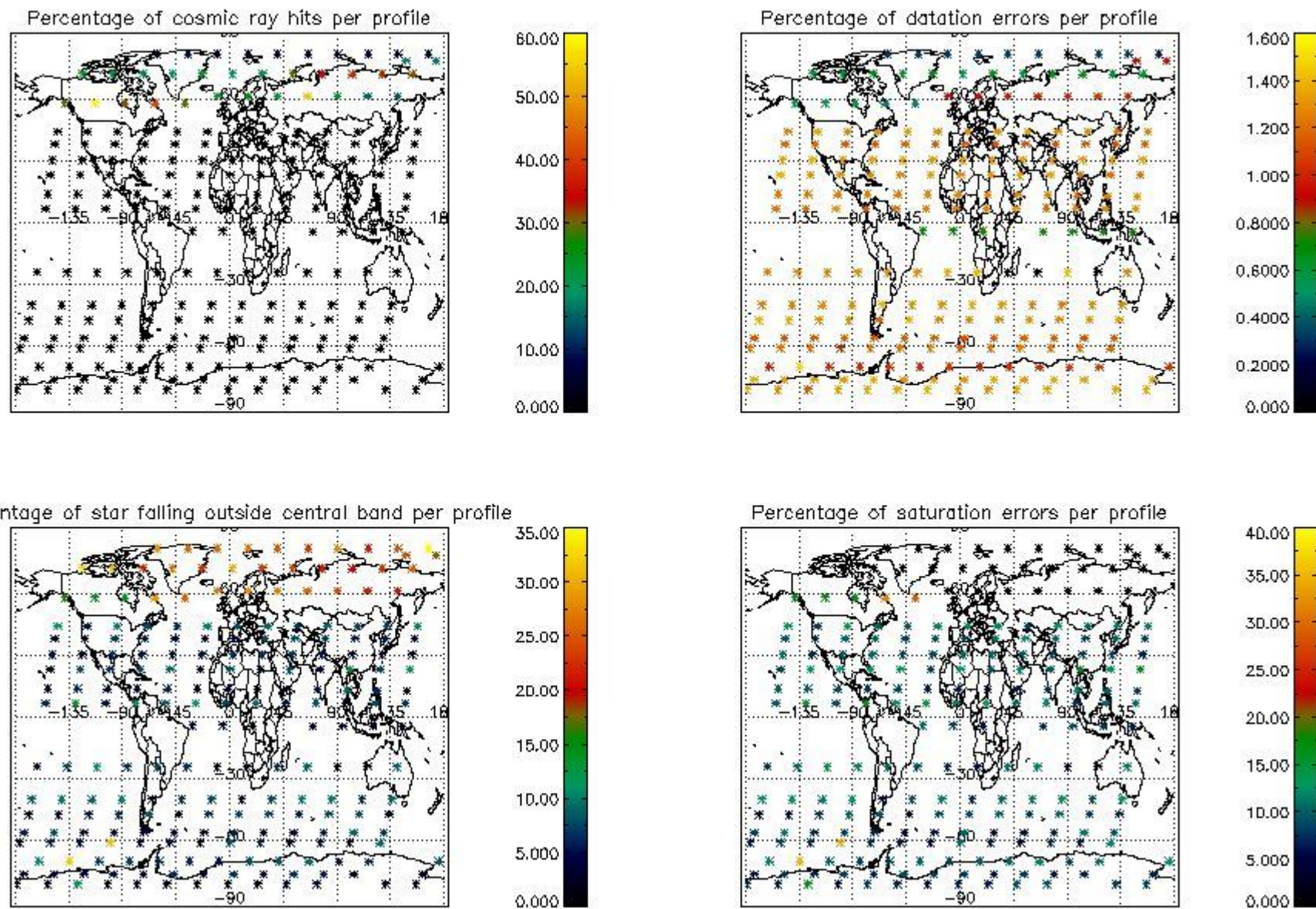
*4.2.1 Plot level 1 quality information per product (world map): ENVISAT ASCENDING passes*





4.2.2 Plot level 1 quality information per product (world map): ENVISAT DESCENDING passes





## 5. Trace gas profiles

### 5.1 Ozone statistics based on quality of products

The final quality of the products can be "measured" using the STD (Standard Deviation) attached to every point profile. This information is written to the parameter GOM\_NL\_\_2P/NL\_LOCAL\_SPECIES\_DENSITY/o3\_std of the level 2 products. The table below shows the statistics for given STD ranges.

The statistics are given with respect to the overall valid production:

- Products without fatal errors: GOM\_NL\_\_2P/MPH/PRODUCT\_ERR=0
- Valid point profile: GOM\_NL\_\_2P/NL\_LOCAL\_SPECIES\_DENSITY/pcd(0)=0

The 'Criteria' is applied to valid points of dark limb products:

- Products in dark limb illumination condition: GOM\_NL\_\_2P/NL\_SUMMARY\_QUALITY/obs\_ill\_cond=0
- Products without fatal errors: GOM\_NL\_\_2P/MPH/PRODUCT\_ERR=0
- Valid point profile: GOM\_NL\_\_2P/NL\_LOCAL\_SPECIES\_DENSITY/pcd(0)=0

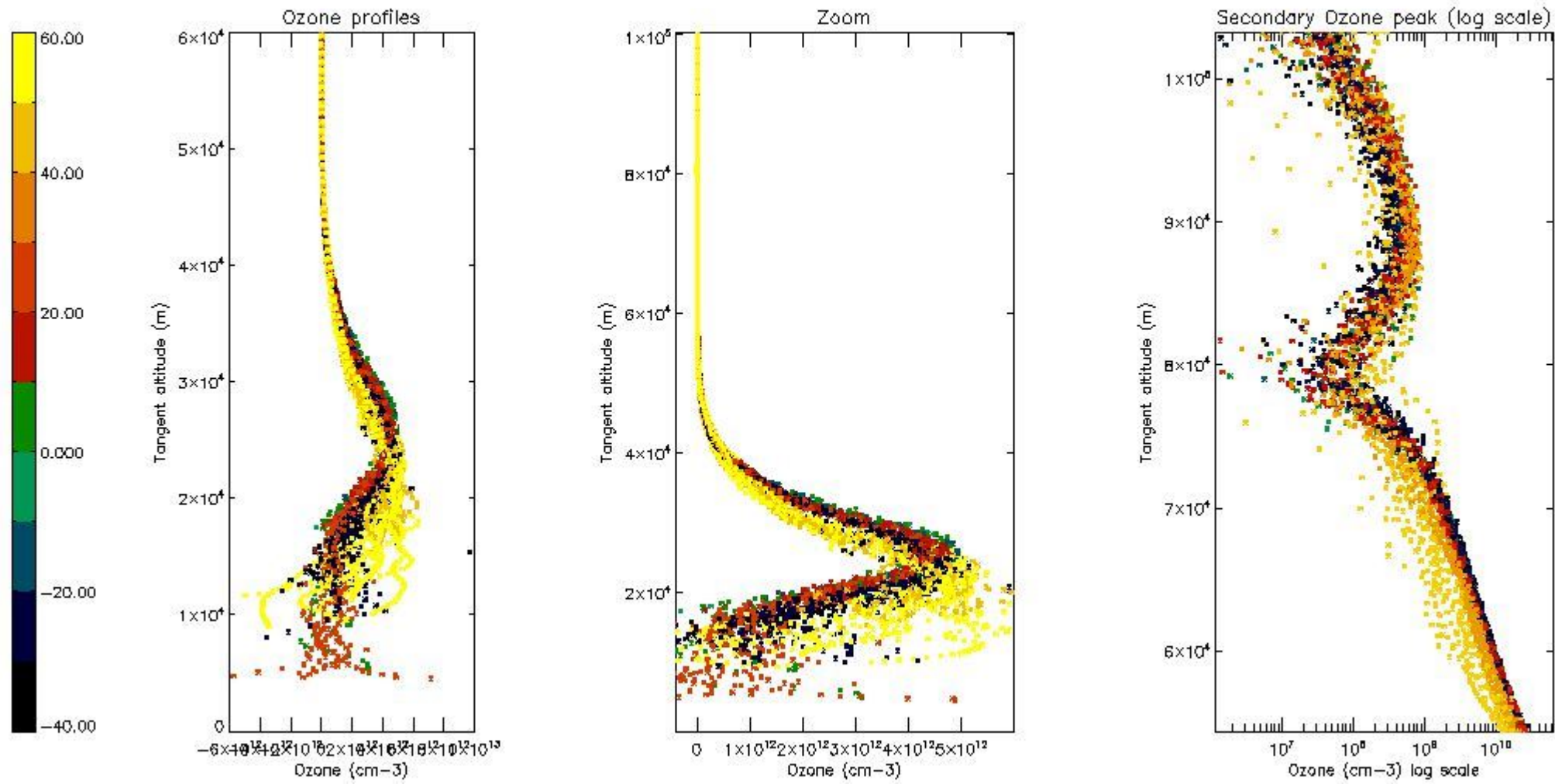
So, the table below shows the percentage of dark limb and valid observations for each criteria with respect to the overall valid daily observations.

Criteria	% of total production
All STD	25
STD < 20	16

STD < 10	14
STD < 5	11

5.2 Plot ozone profiles for all STD (dark without errors)

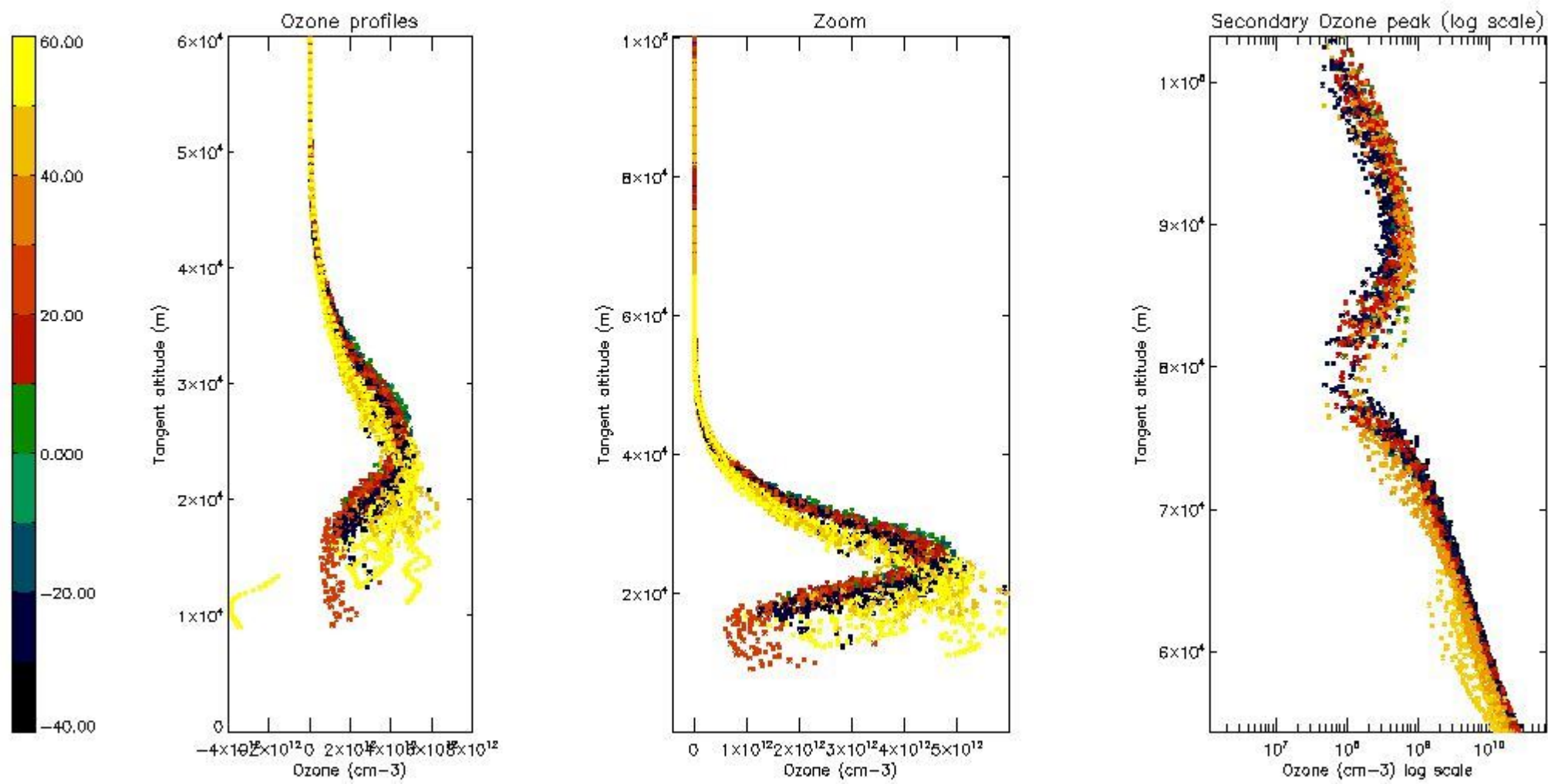
The colorbar represents the latitude.



5.3 Plot ozone profiles where STD < 20% (dark without errors)

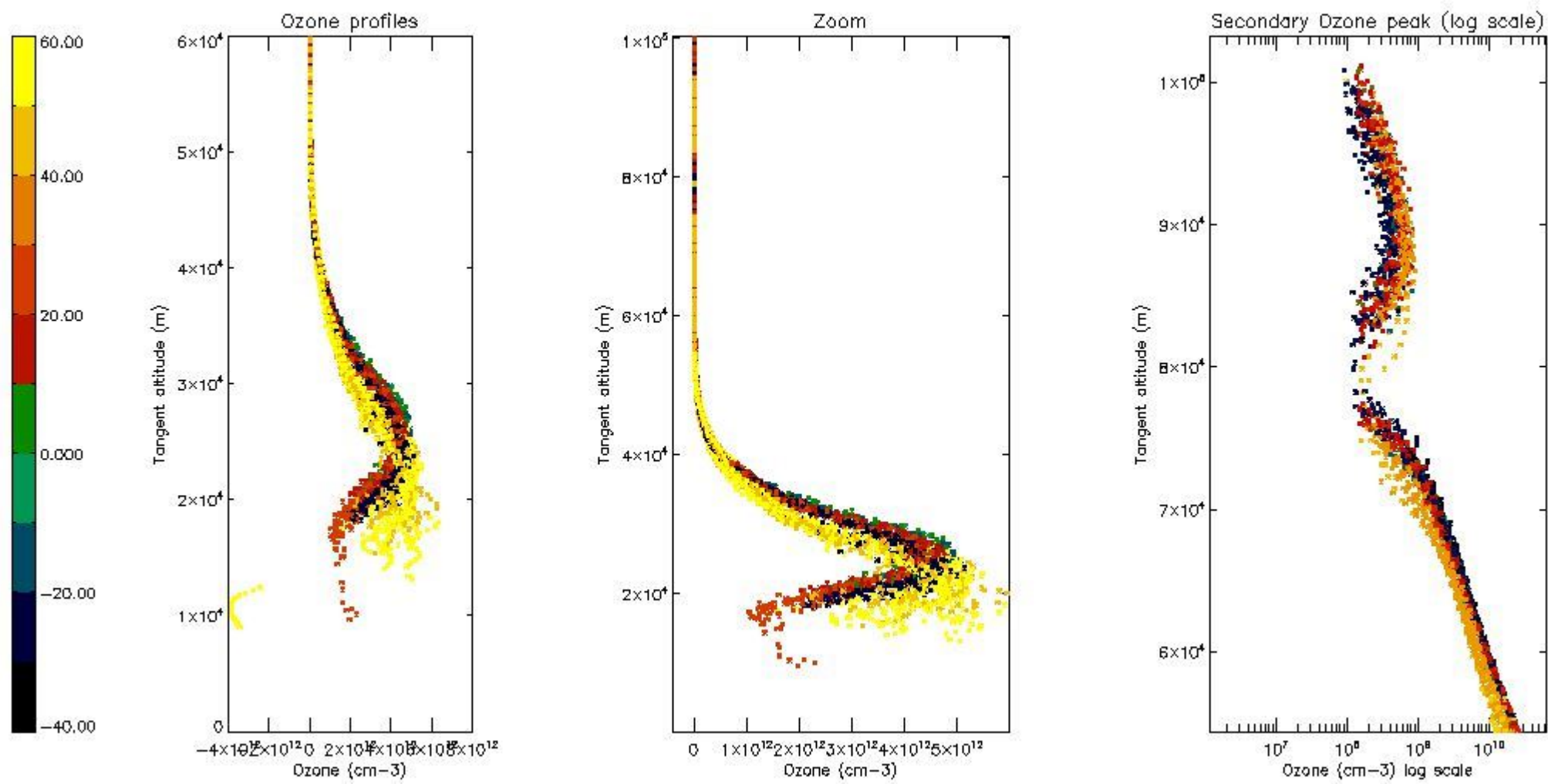
The colorbar represents the latitude.





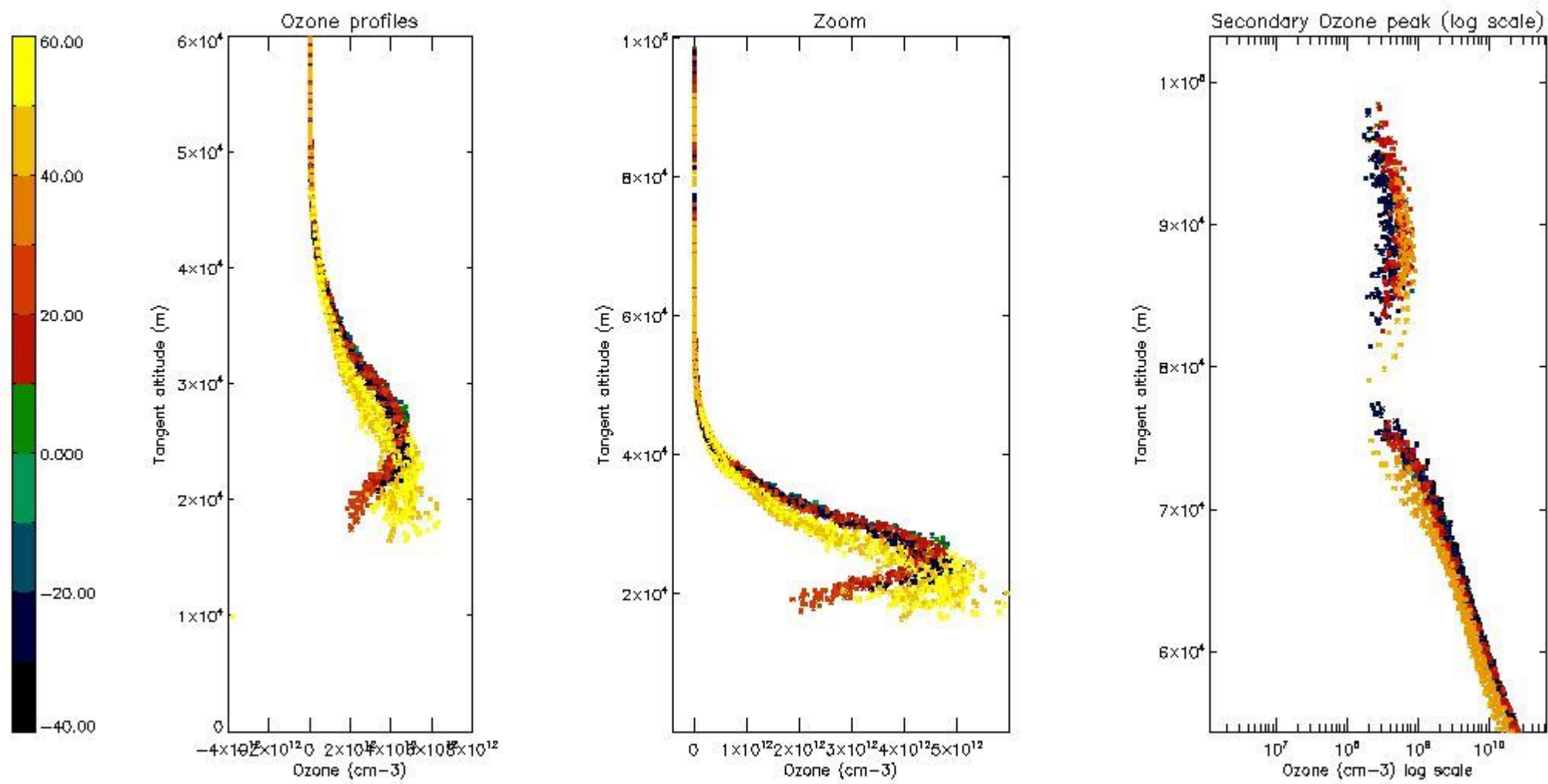
5.4 Plot ozone profiles where  $STD < 10\%$  (dark without errors)

The colorbar represents the latitude.



*5.5 Plot ozone profiles where STD < 5% (dark without errors)*

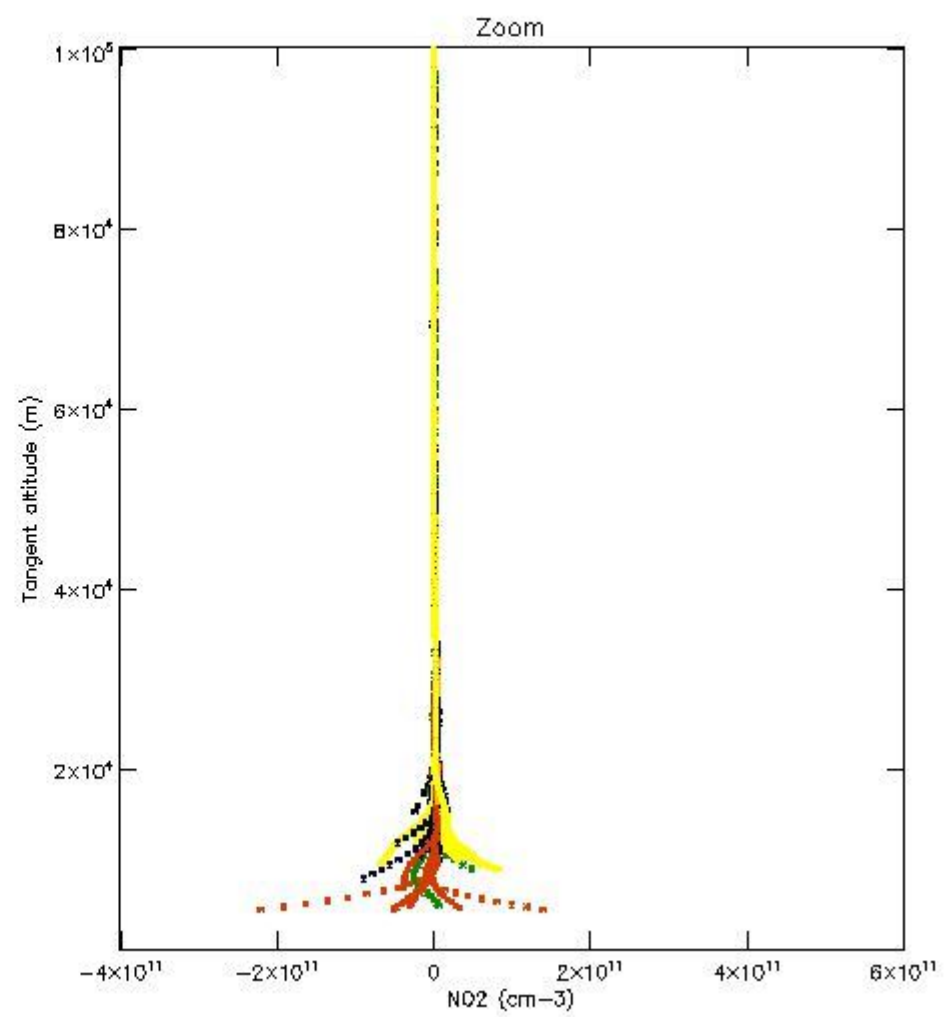
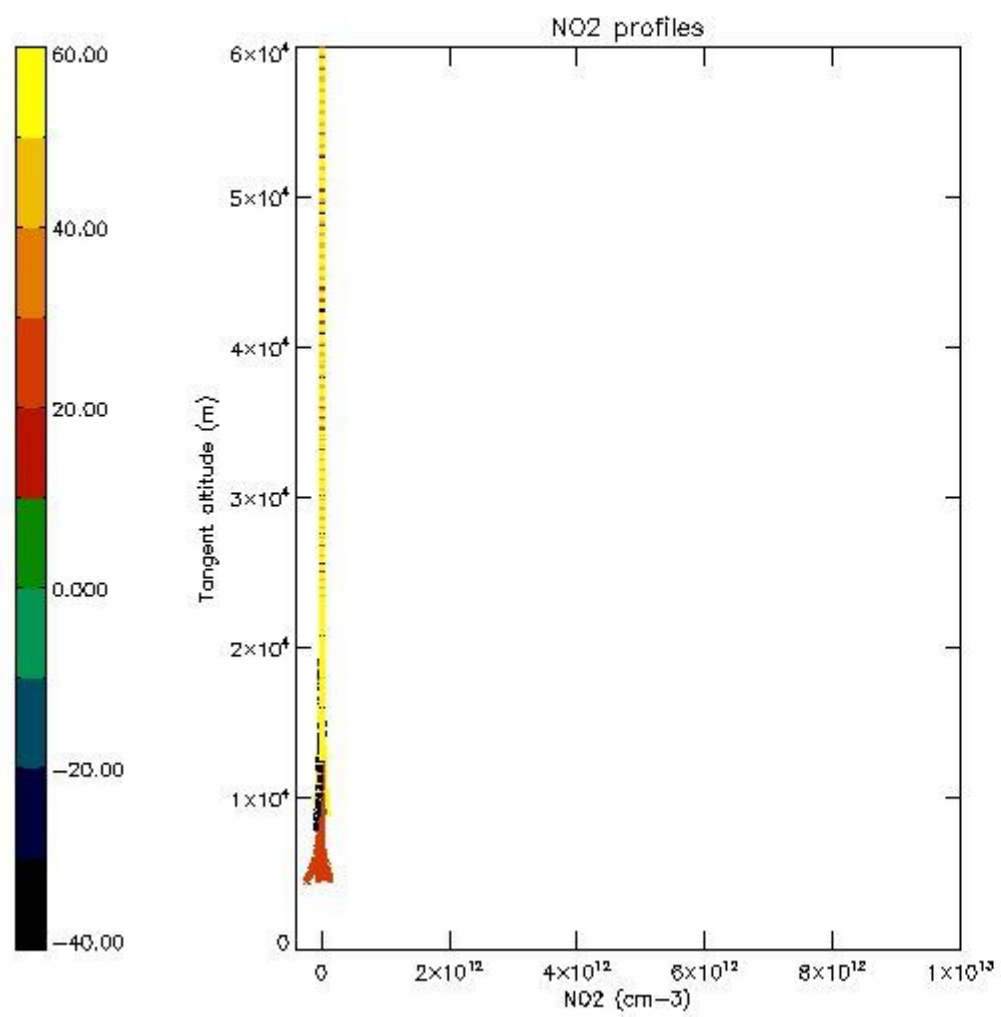
The colorbar represents the latitude.



*5.6 Plot NO<sub>2</sub> profiles for all STD (dark without errors)*

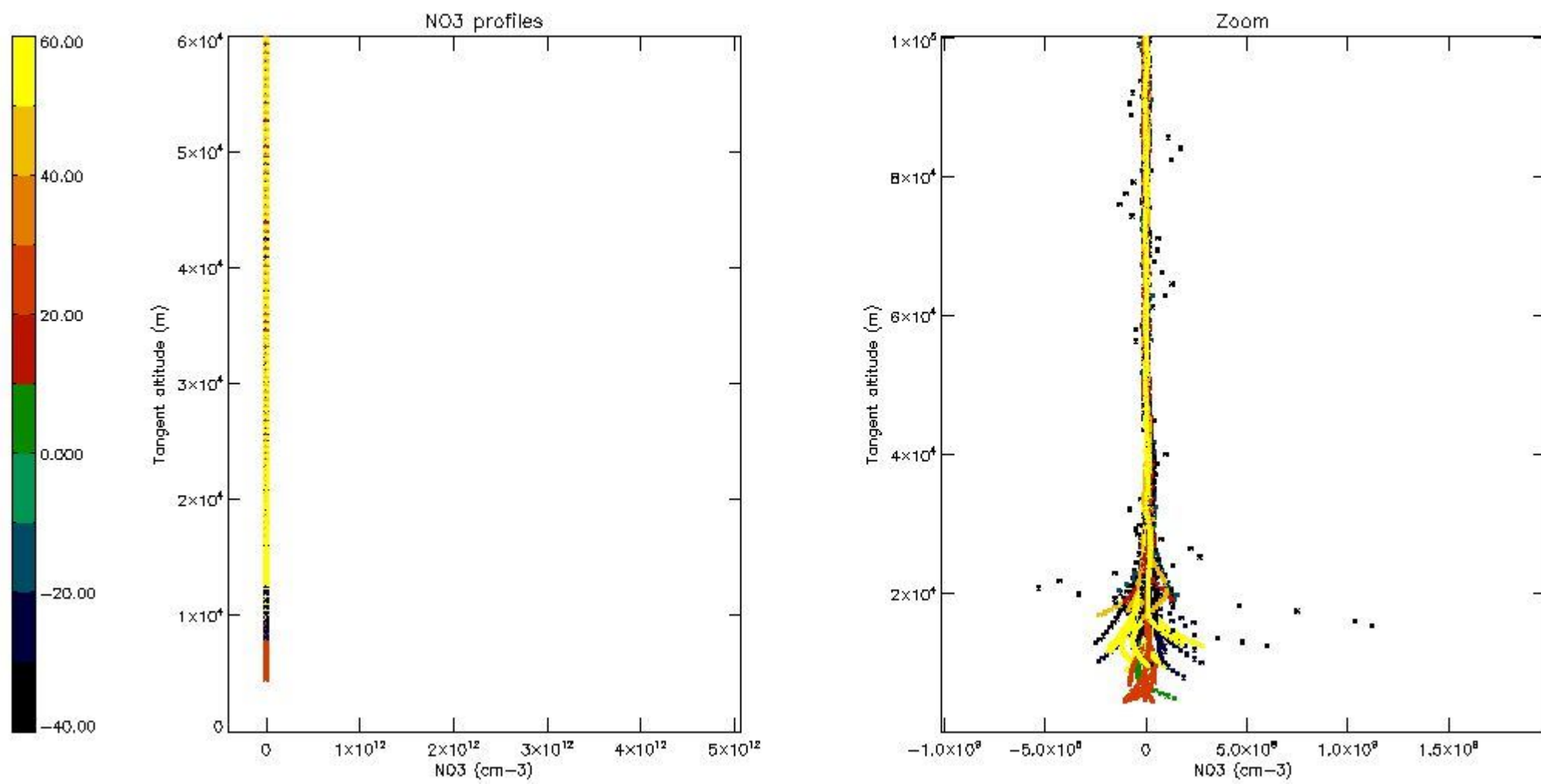
The colorbar represents the latitude.





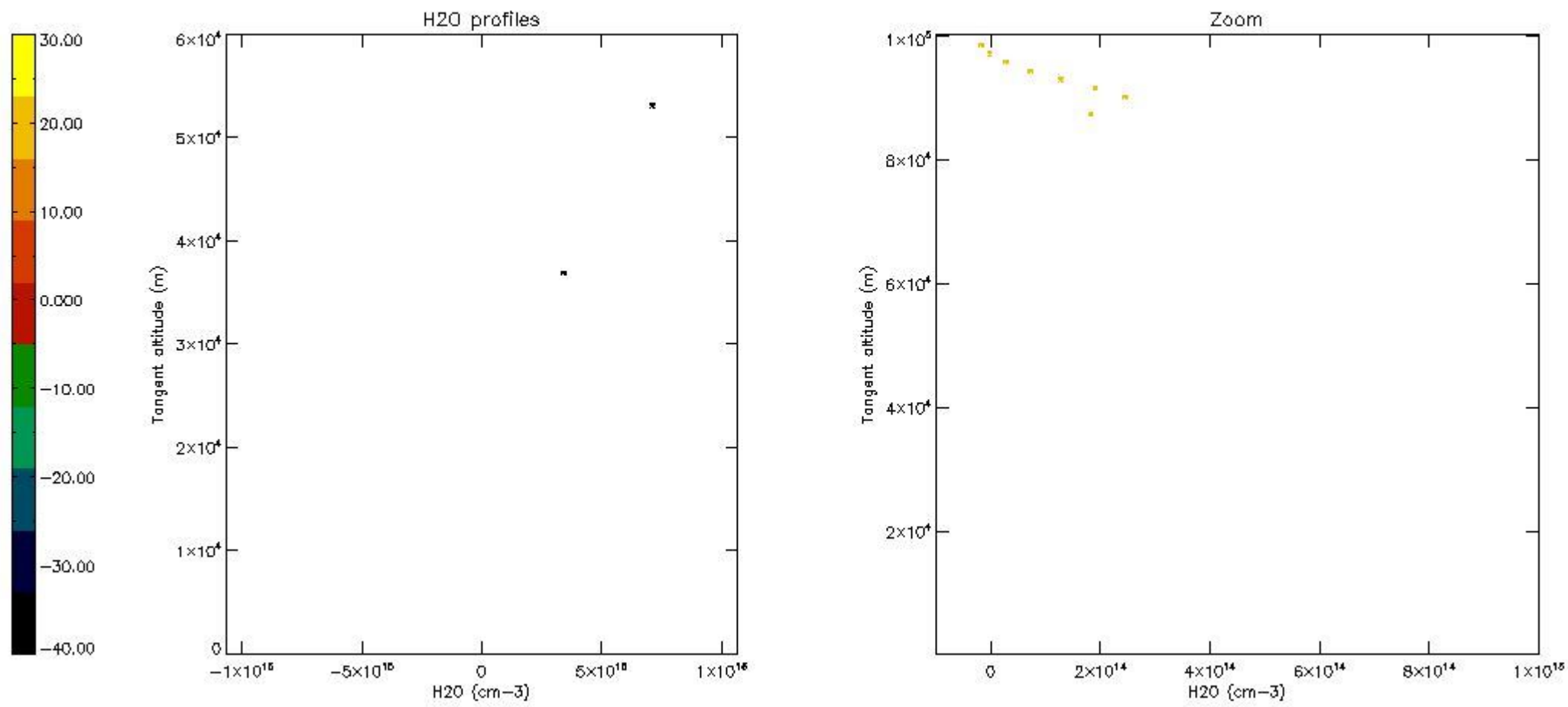
*5.7 Plot NO3 profiles for all STD (dark without errors)*

The colorbar represents the latitude.



*5.8 Plot H2O profiles for all STD (only for occultations of stars 1,2,3,4,13,14,16,26,63 dark without errors)*

The colorbar represents the latitude.

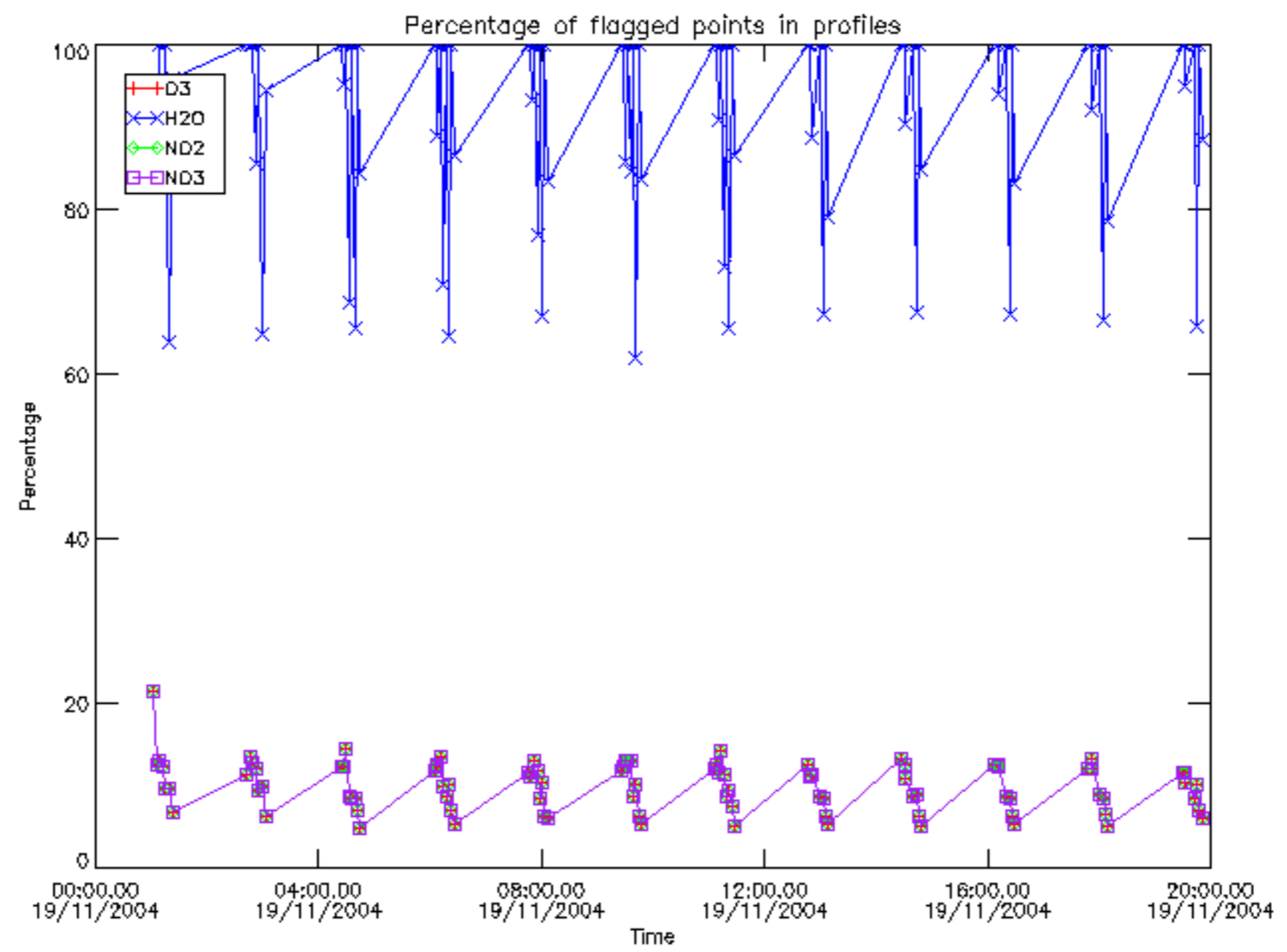


## 6. Auxiliary Data Files used for the production reported in section 2

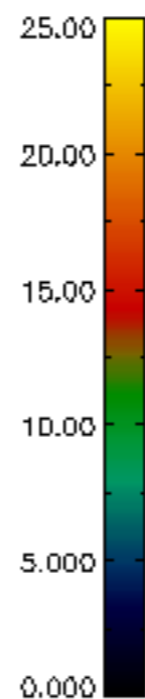
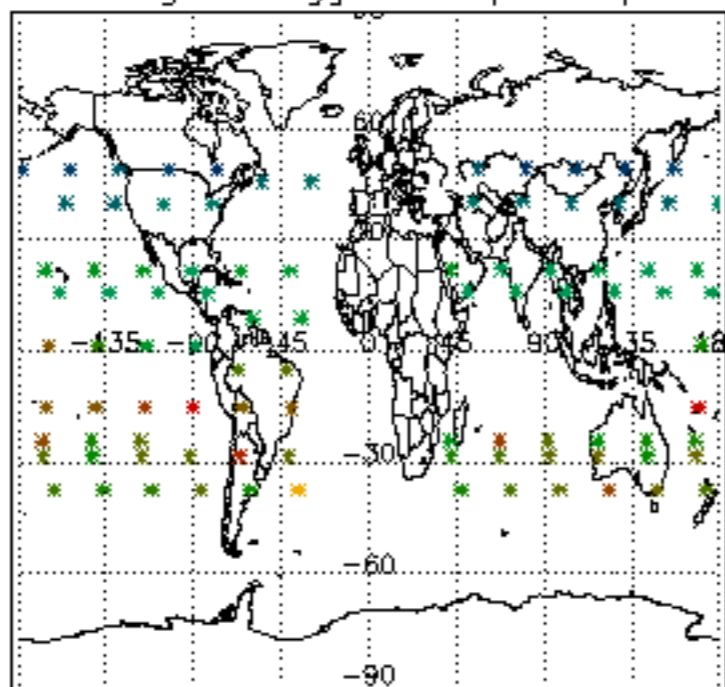
The number reported in the third column indicates since which file (see list in section 2) the corresponding auxiliary file has been used. The fourth column is the date of those product files.

Type	Auxiliary Filename	Used since product	Used since product date
INST_PHYS_CHARACTERISTICS	GOM_INS_AXVIEC20091111_143220_20030716_120000_20500101_000000	1	19-NOV-2004 00:03:40
LEVEL-2_PROC_CONFIG	GOM_PR2_AXVIEC20091111_152718_20020301_000000_20500101_000000	1	19-NOV-2004 00:03:40
CROSS_SECTIONS_FILE	GOM_CRS_AXVIEC20091111_154832_20020301_000000_20500101_000000	1	19-NOV-2004 00:03:40

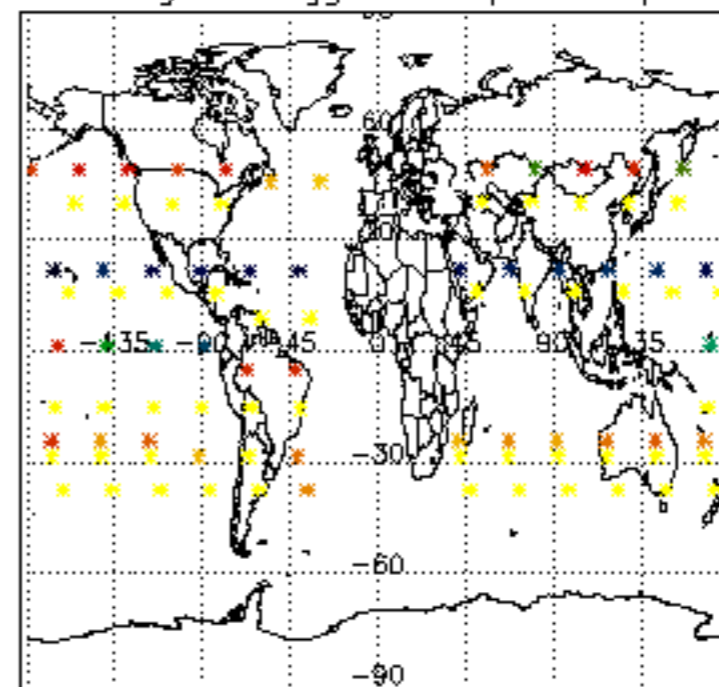




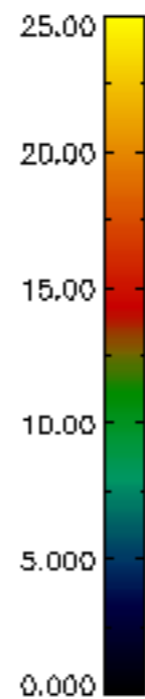
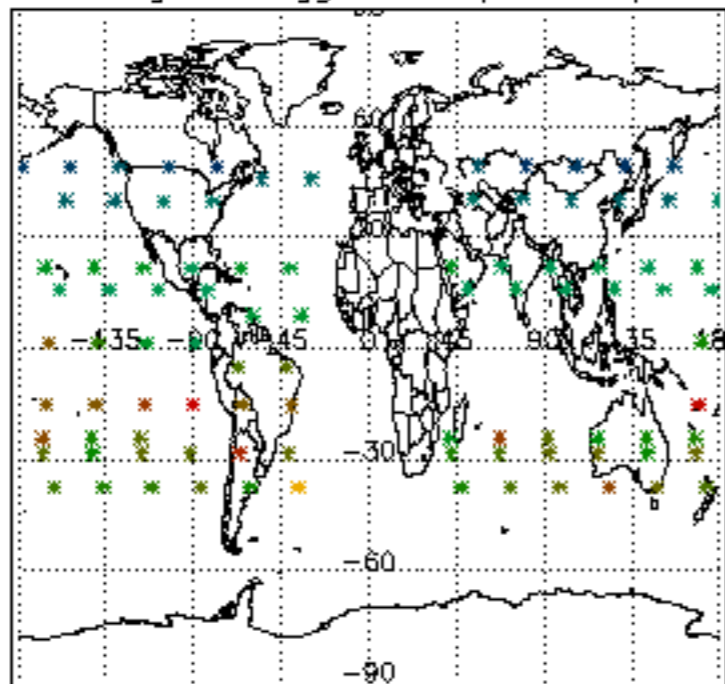
Percentage of flagged data per D3 profile



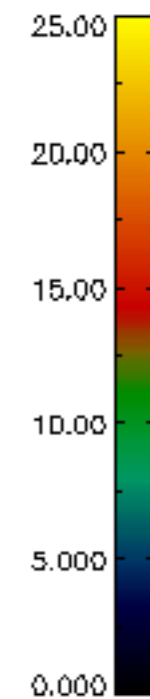
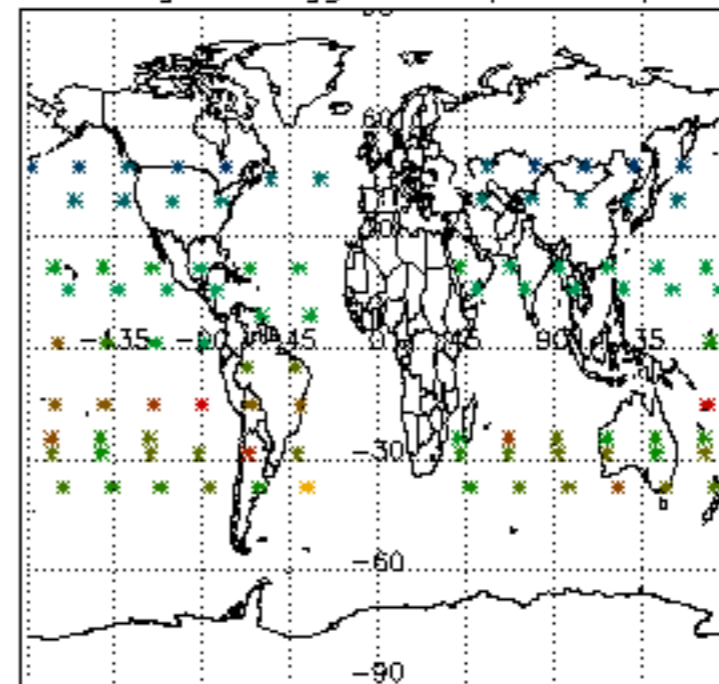
Percentage of flagged data per H2O profile

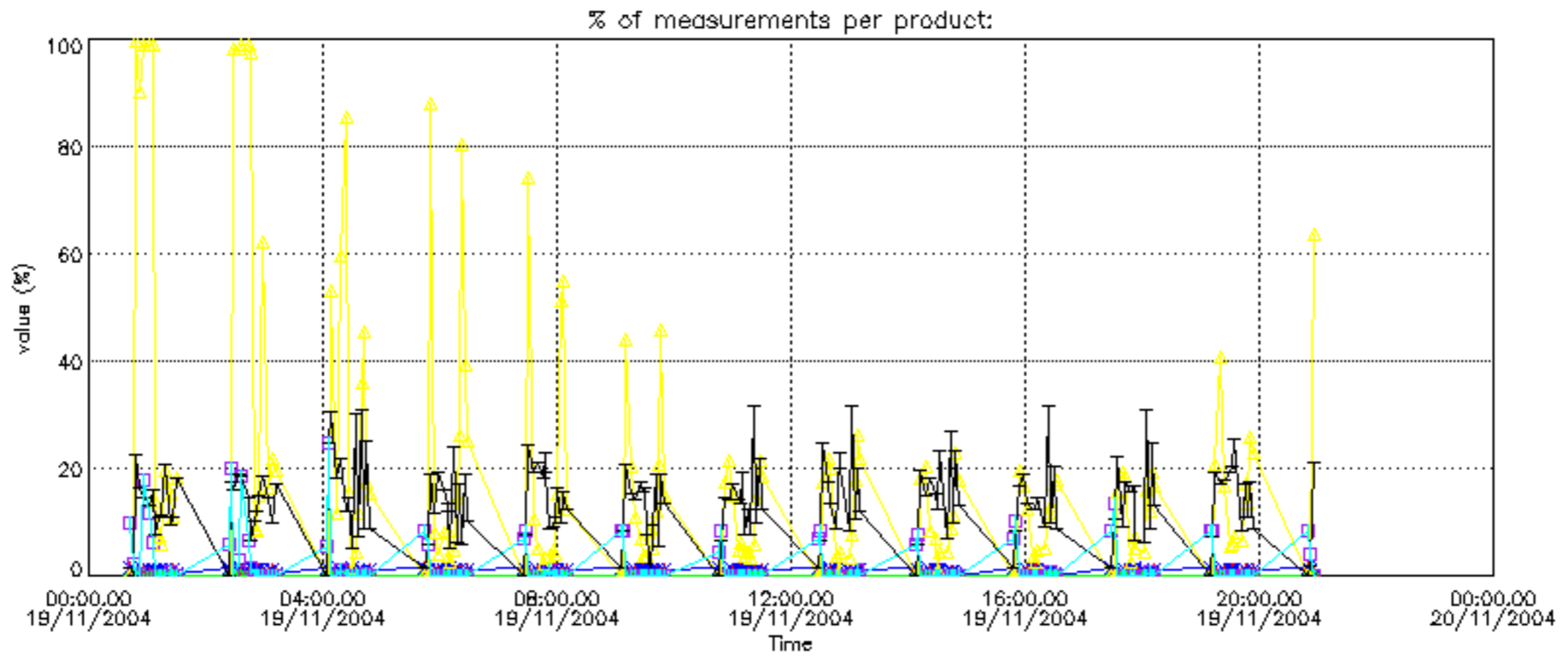


Percentage of flagged data per NO2 profile

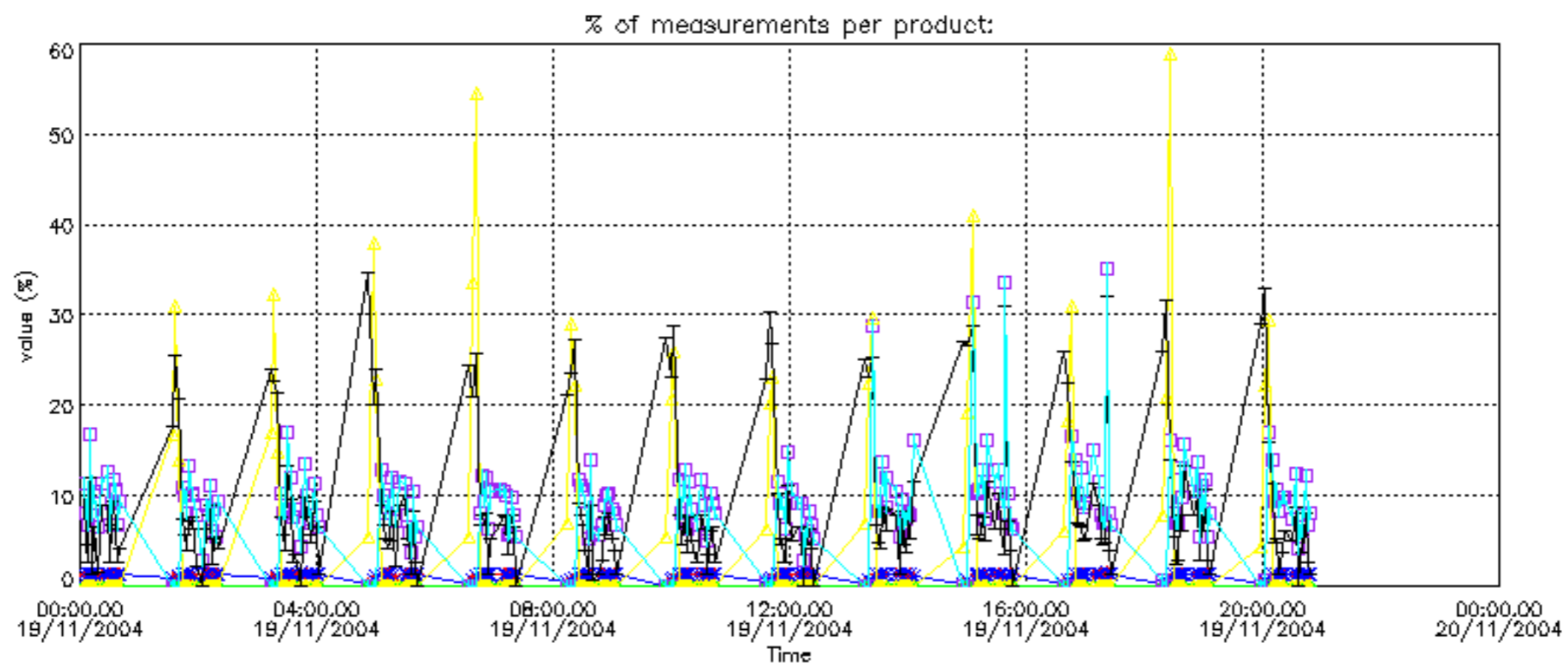


Percentage of flagged data per NO3 profile

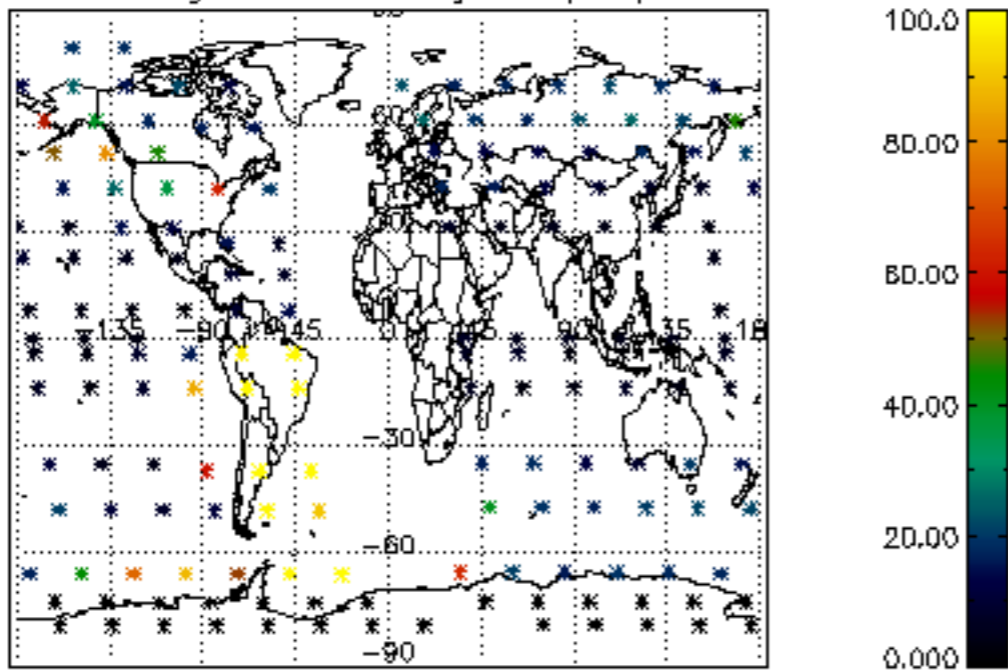




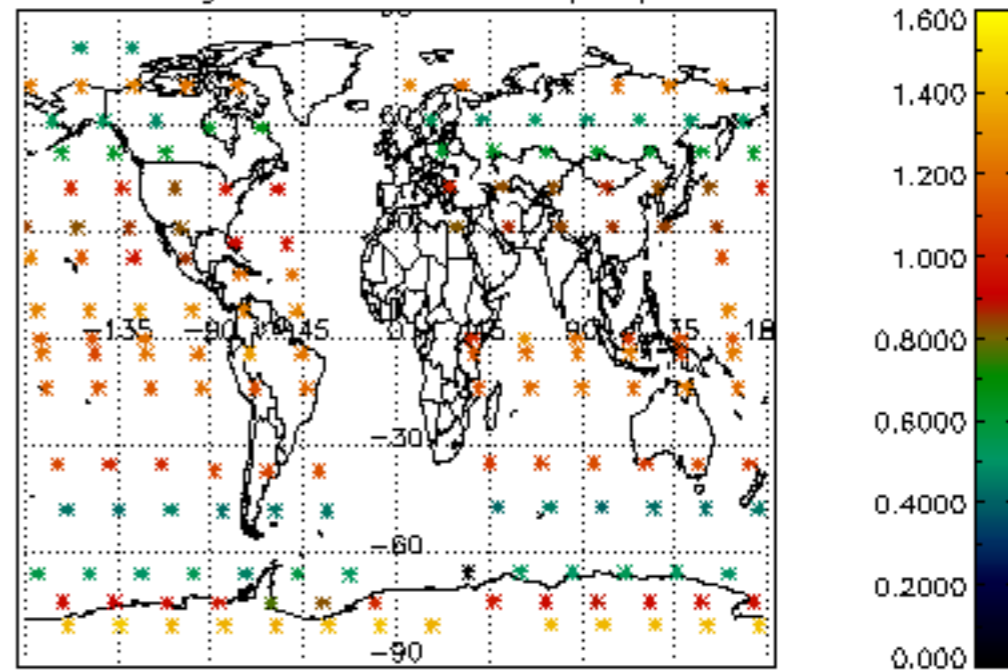




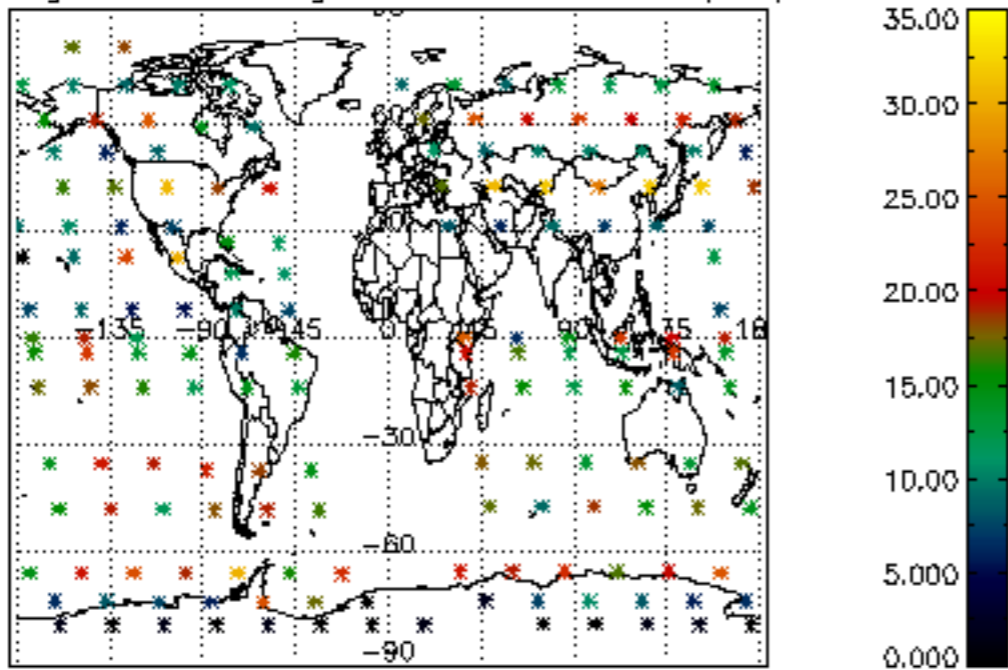
Percentage of cosmic ray hits per profile



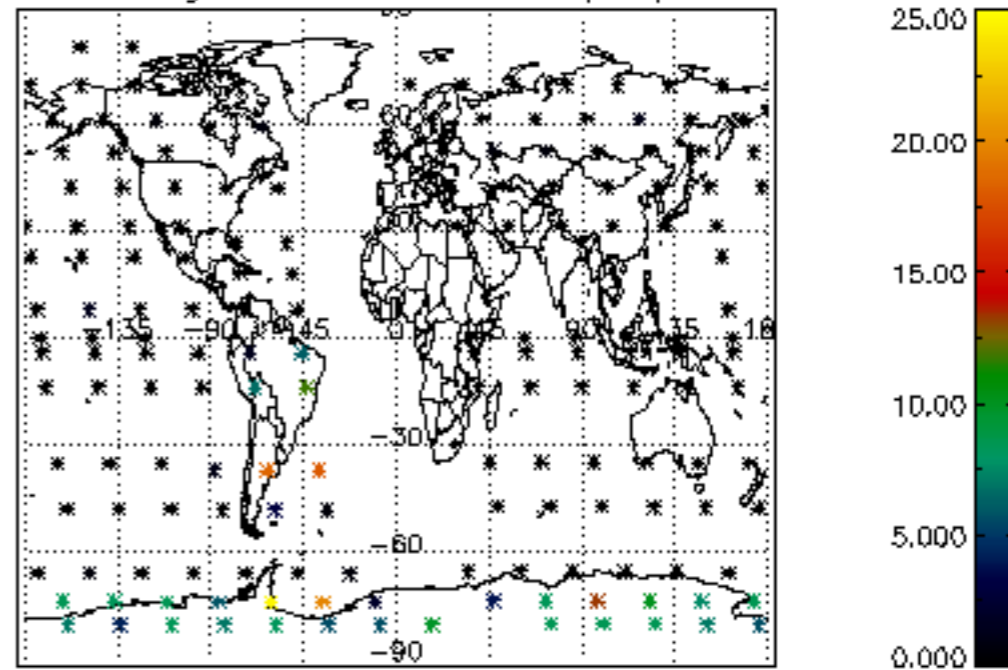
Percentage of datation errors per profile



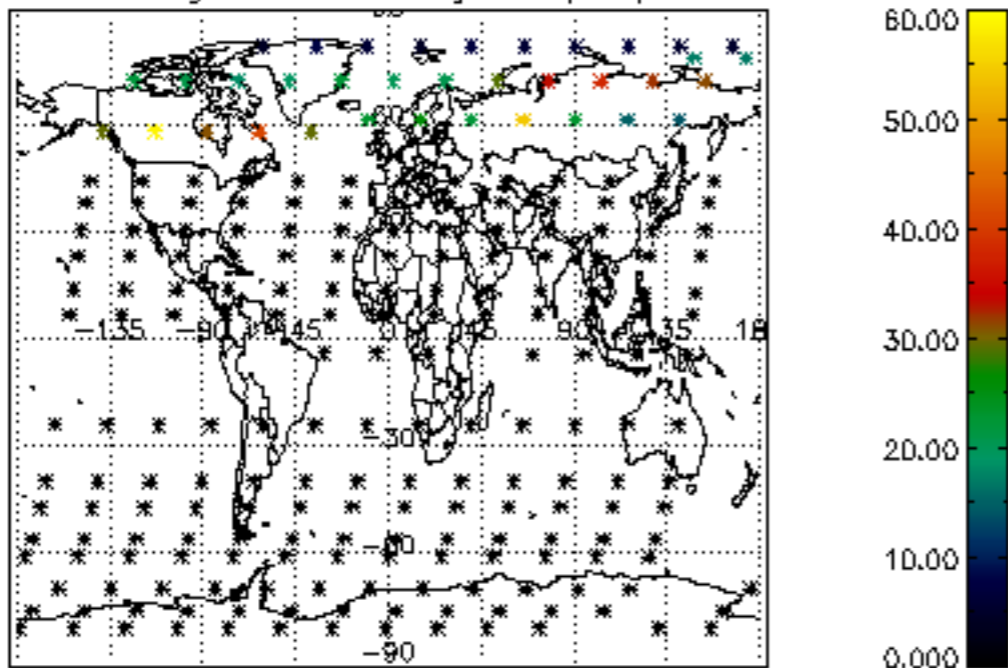
Percentage of star falling outside central band per profile



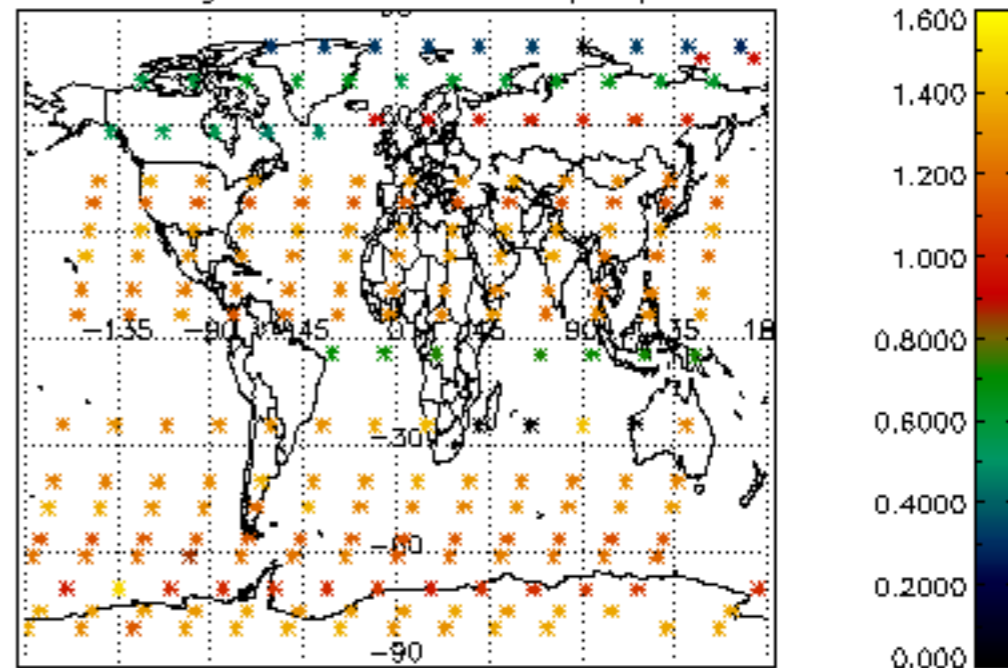
Percentage of saturation errors per profile



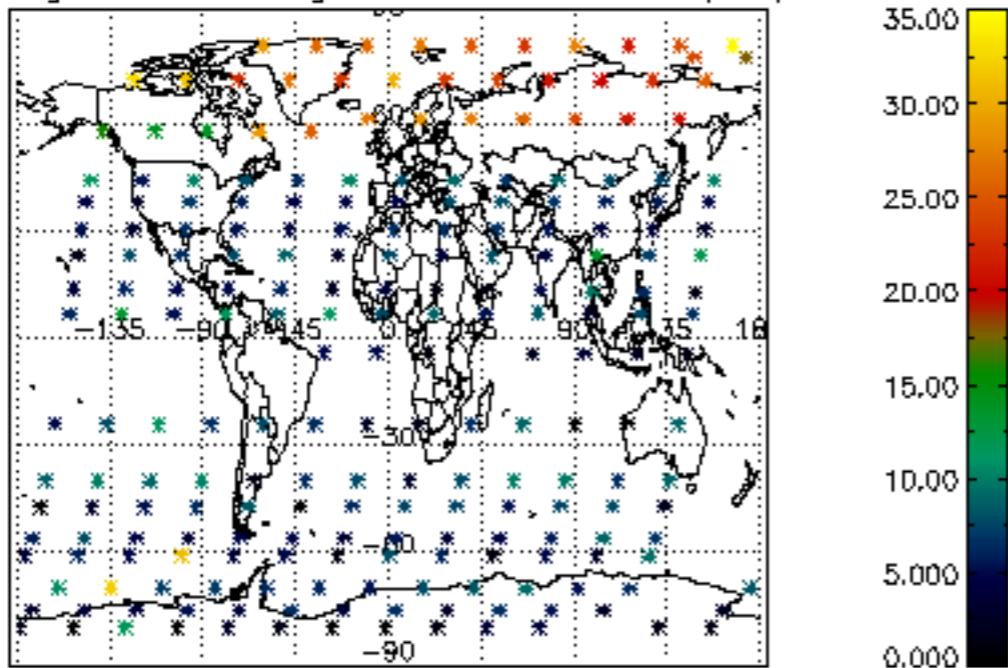
Percentage of cosmic ray hits per profile



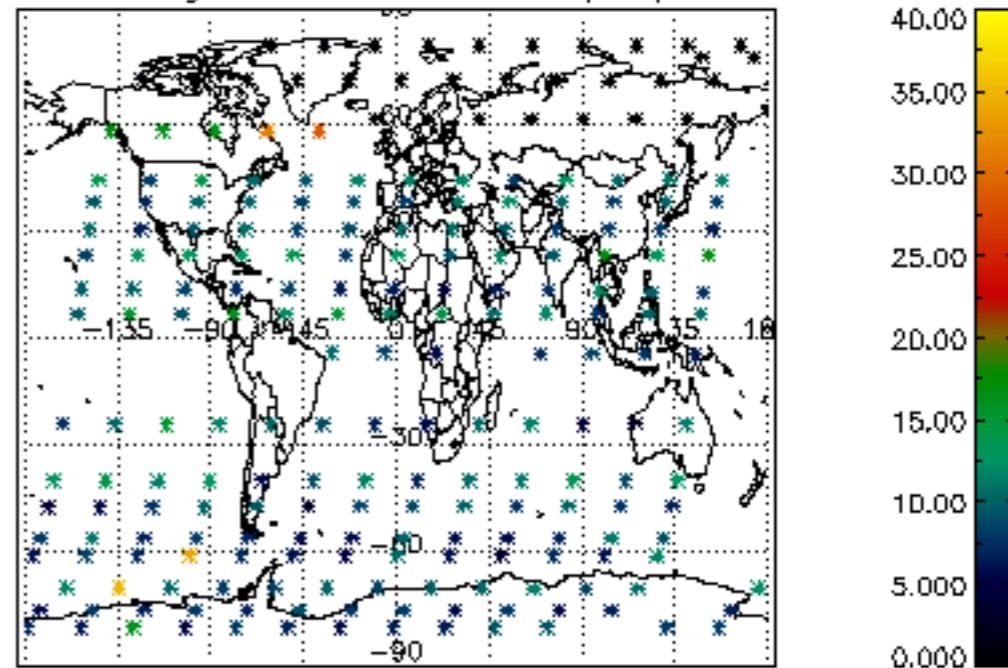
Percentage of datation errors per profile



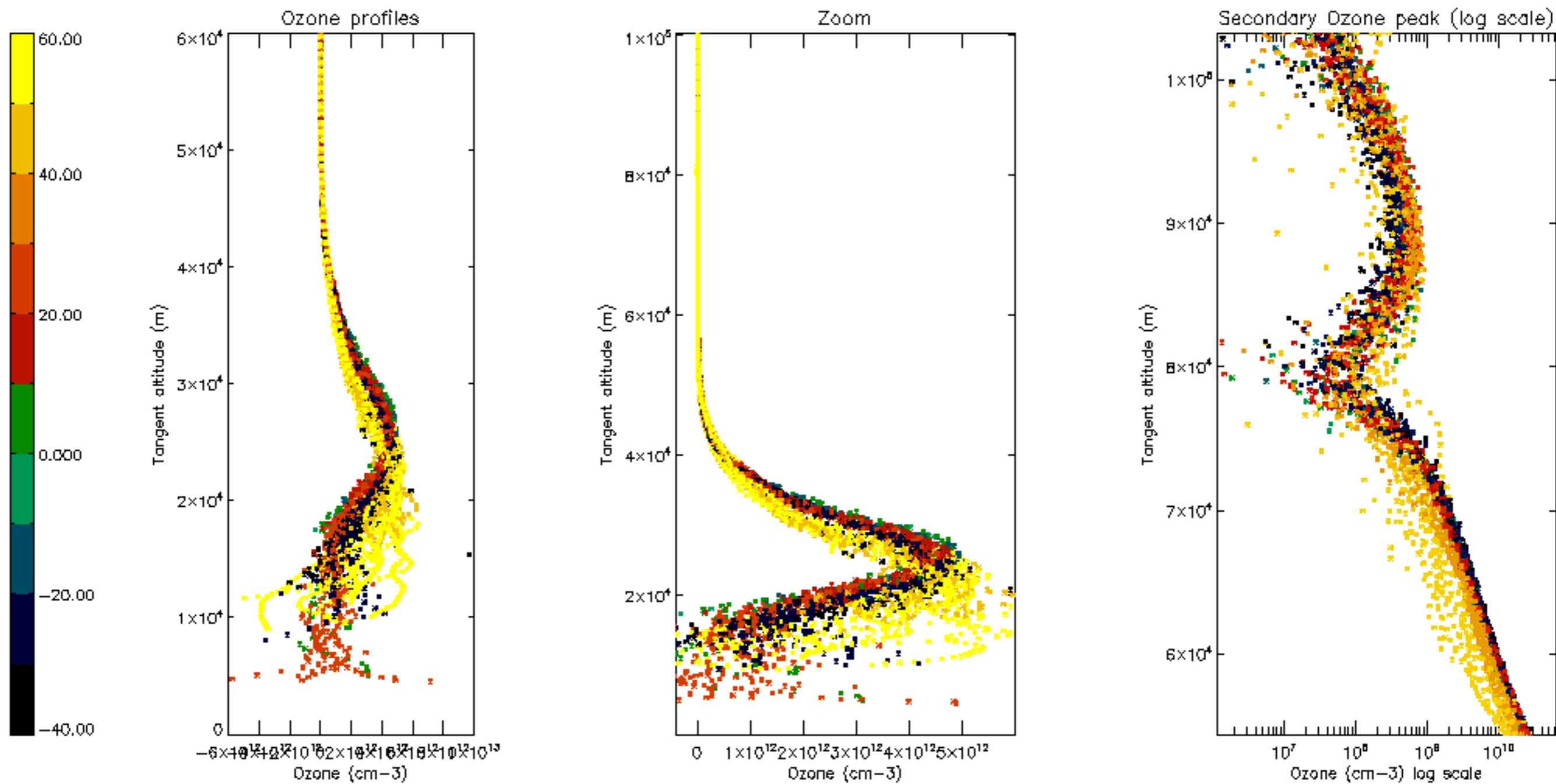
Percentage of star falling outside central band per profile

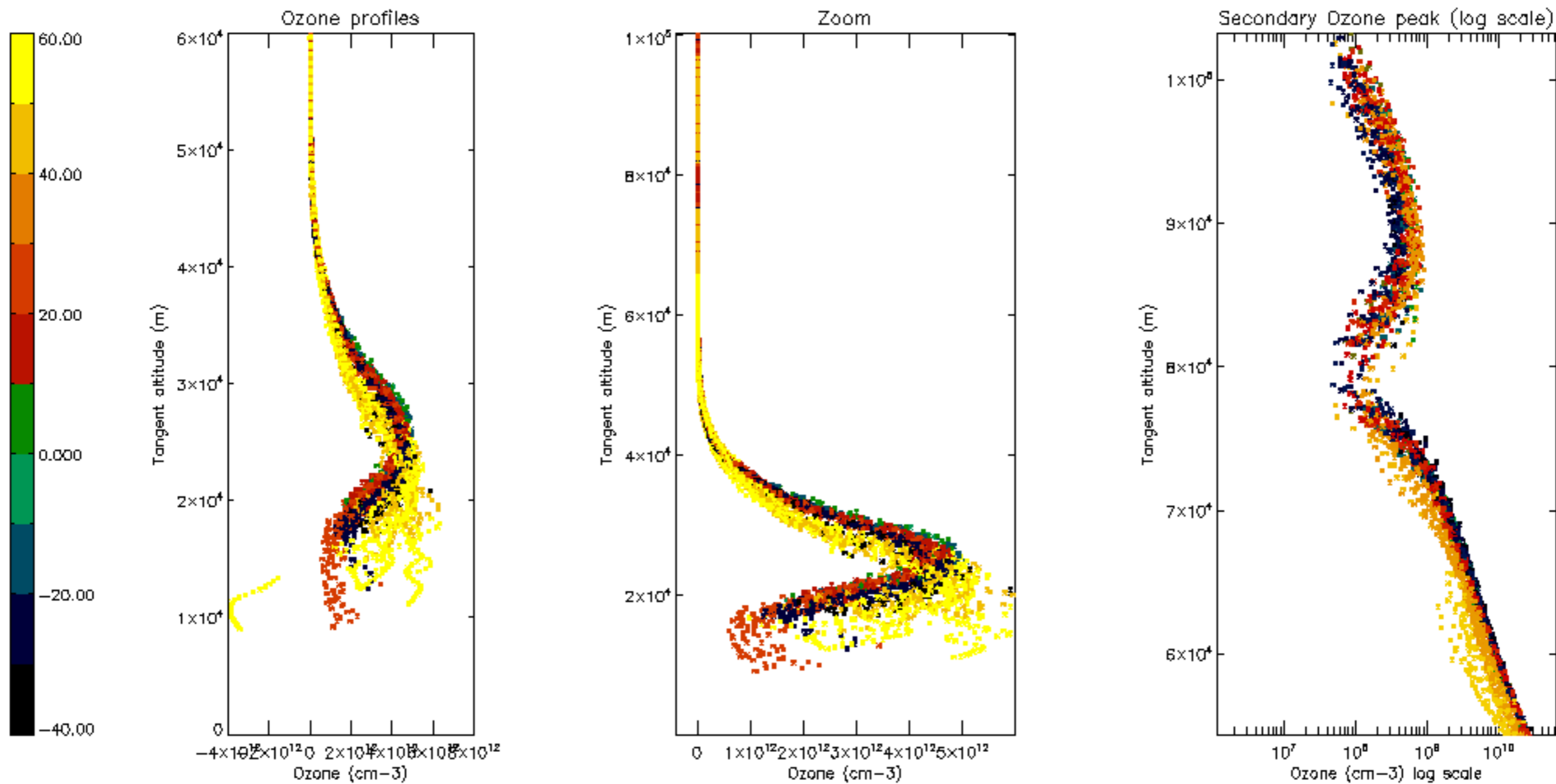


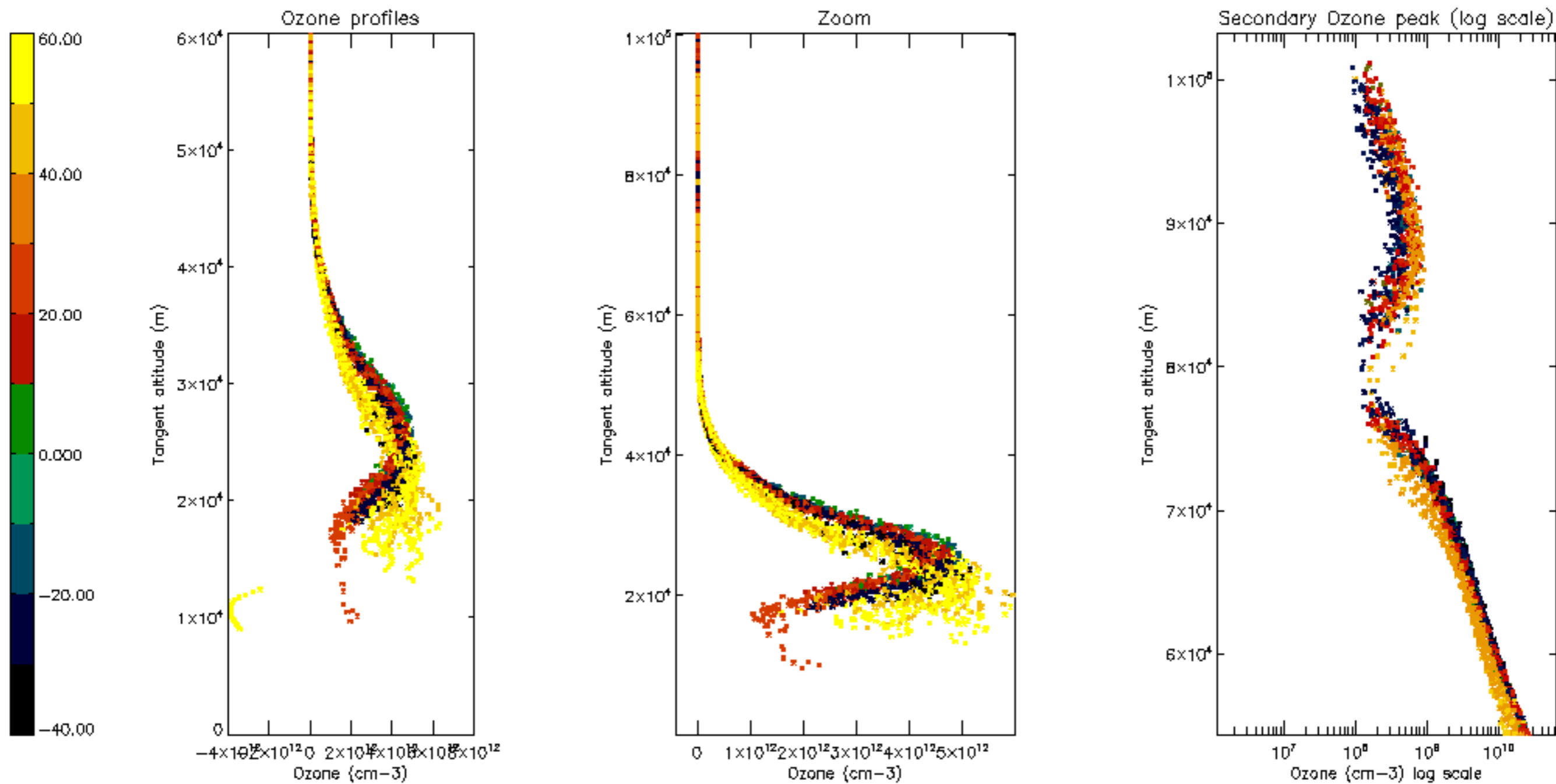
Percentage of saturation errors per profile



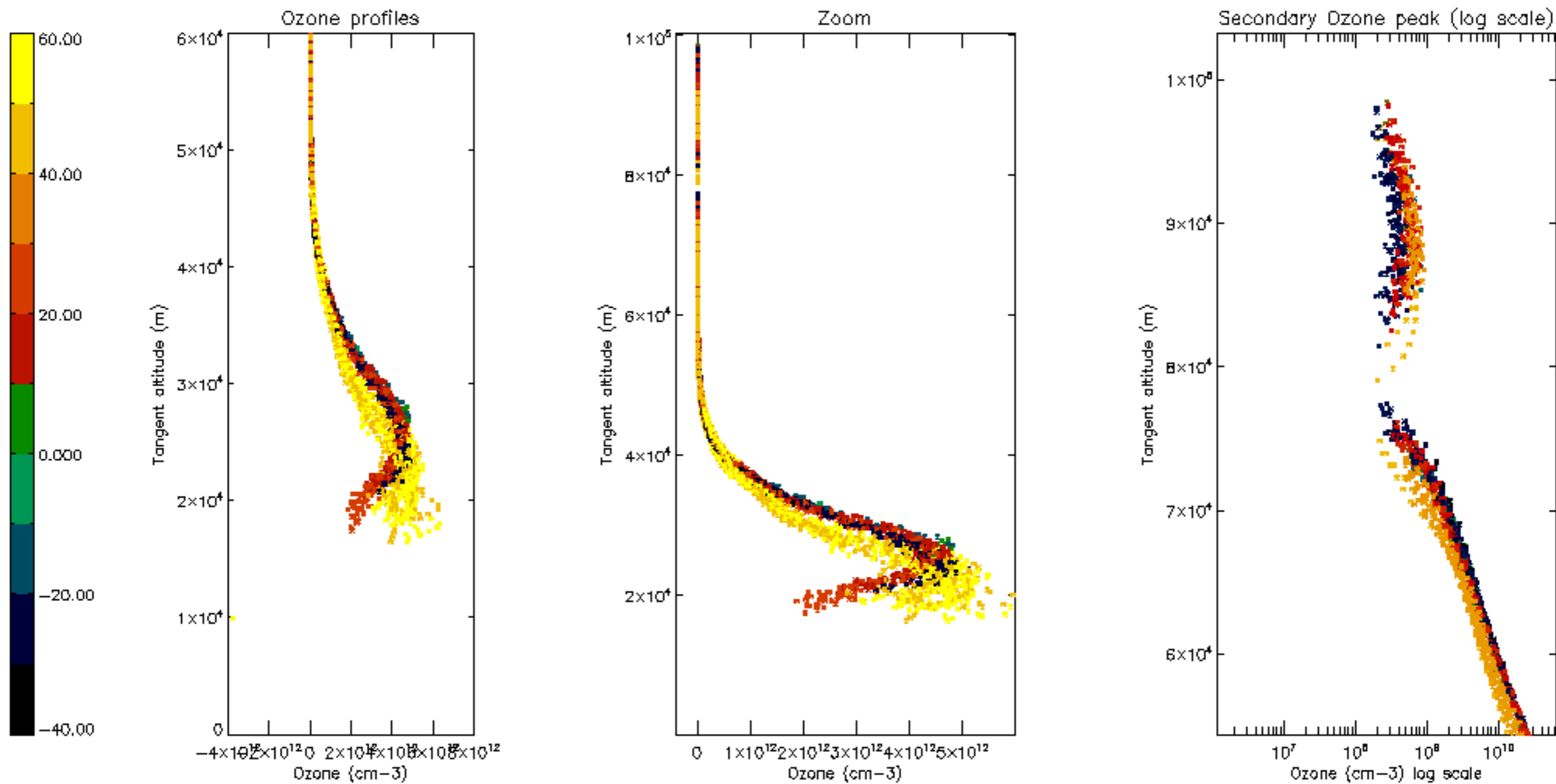


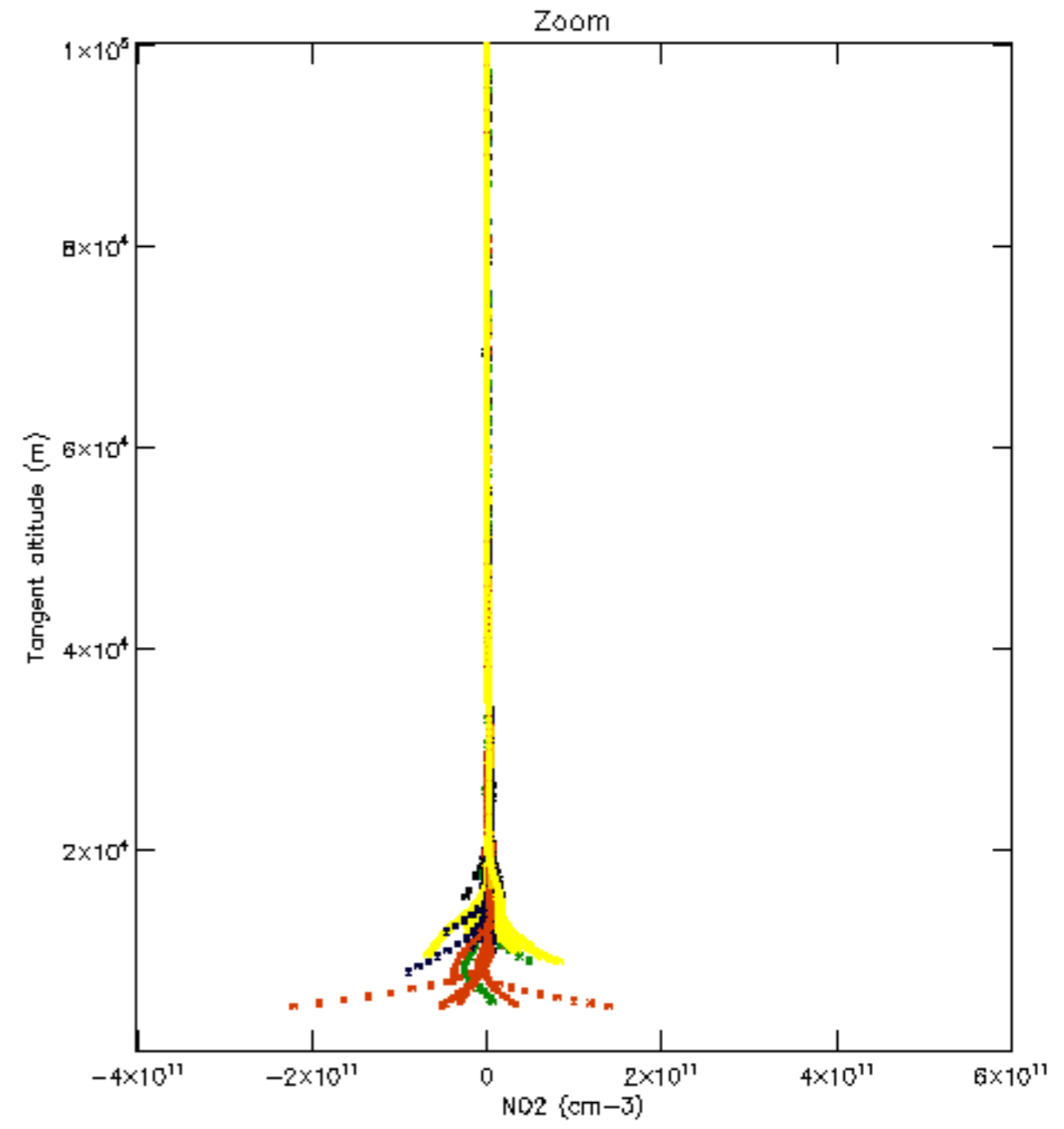
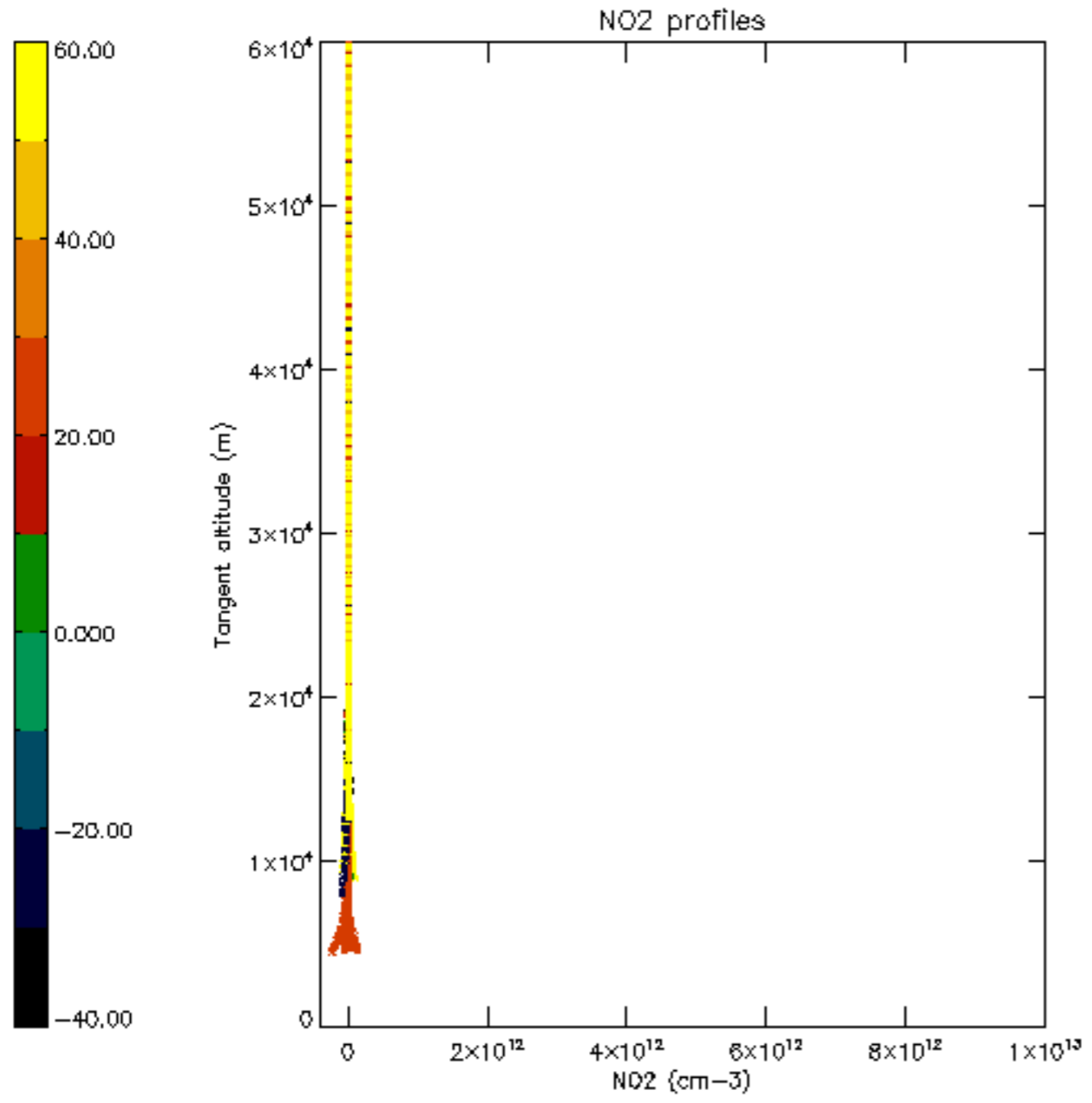


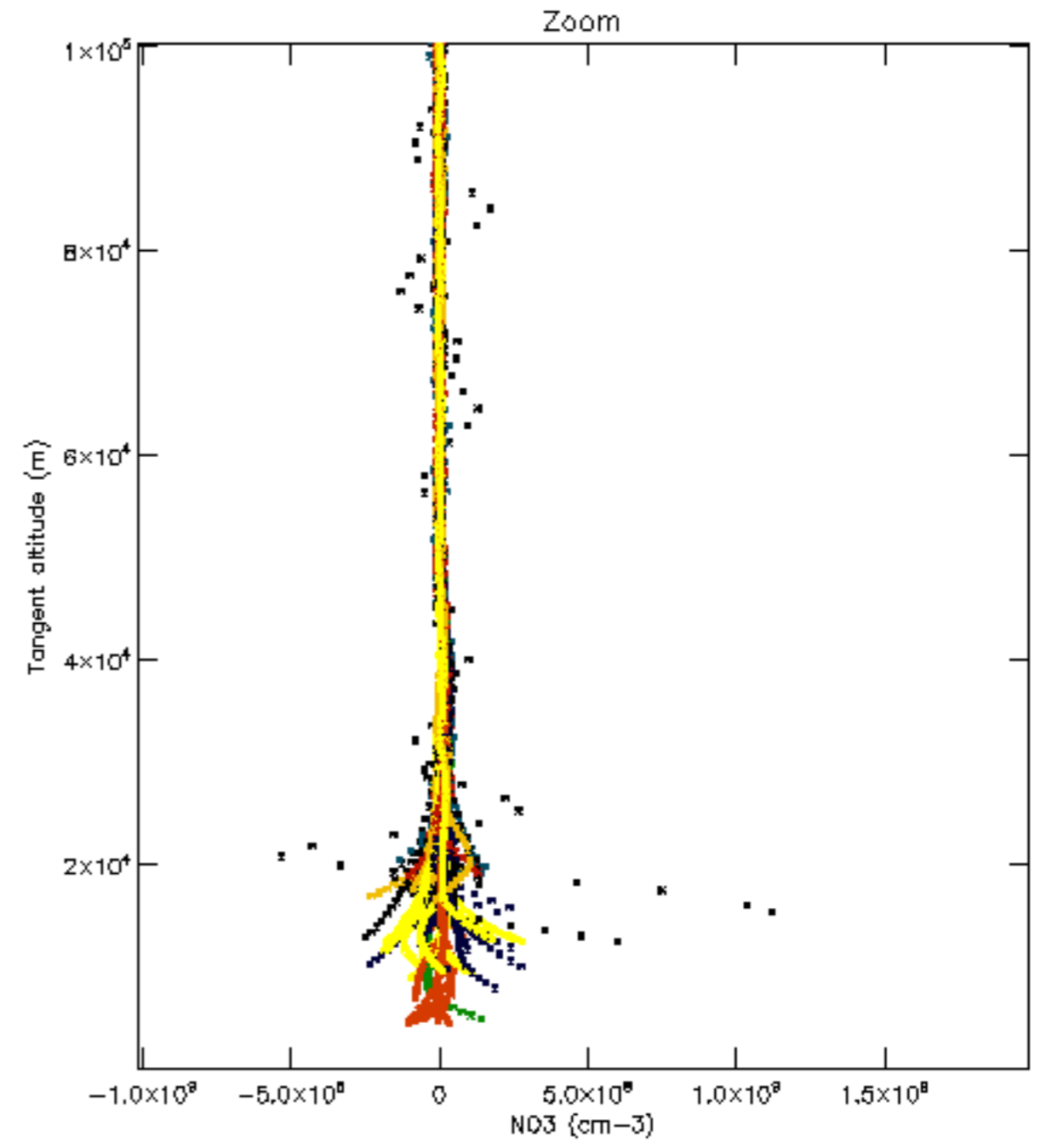
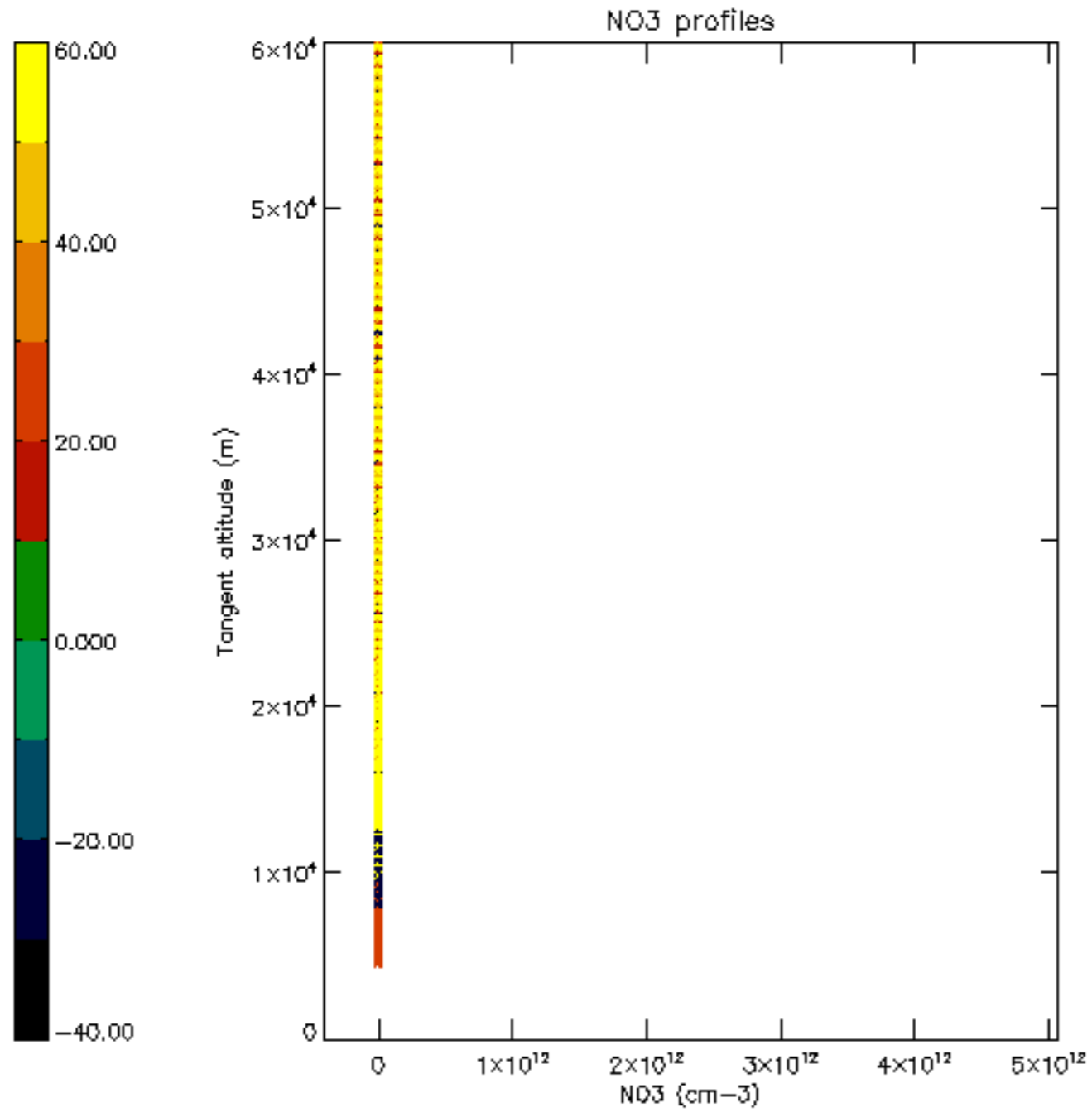


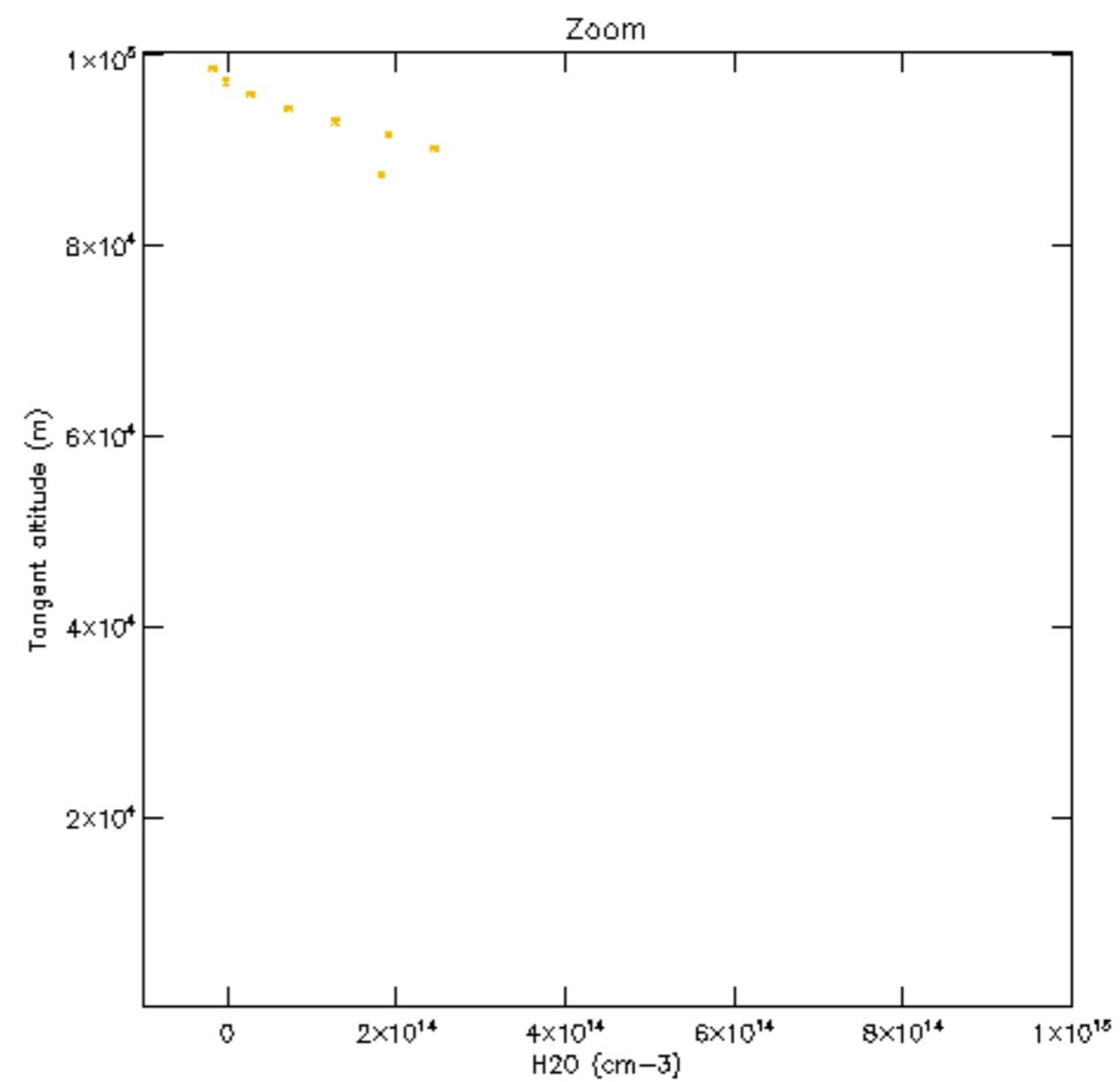
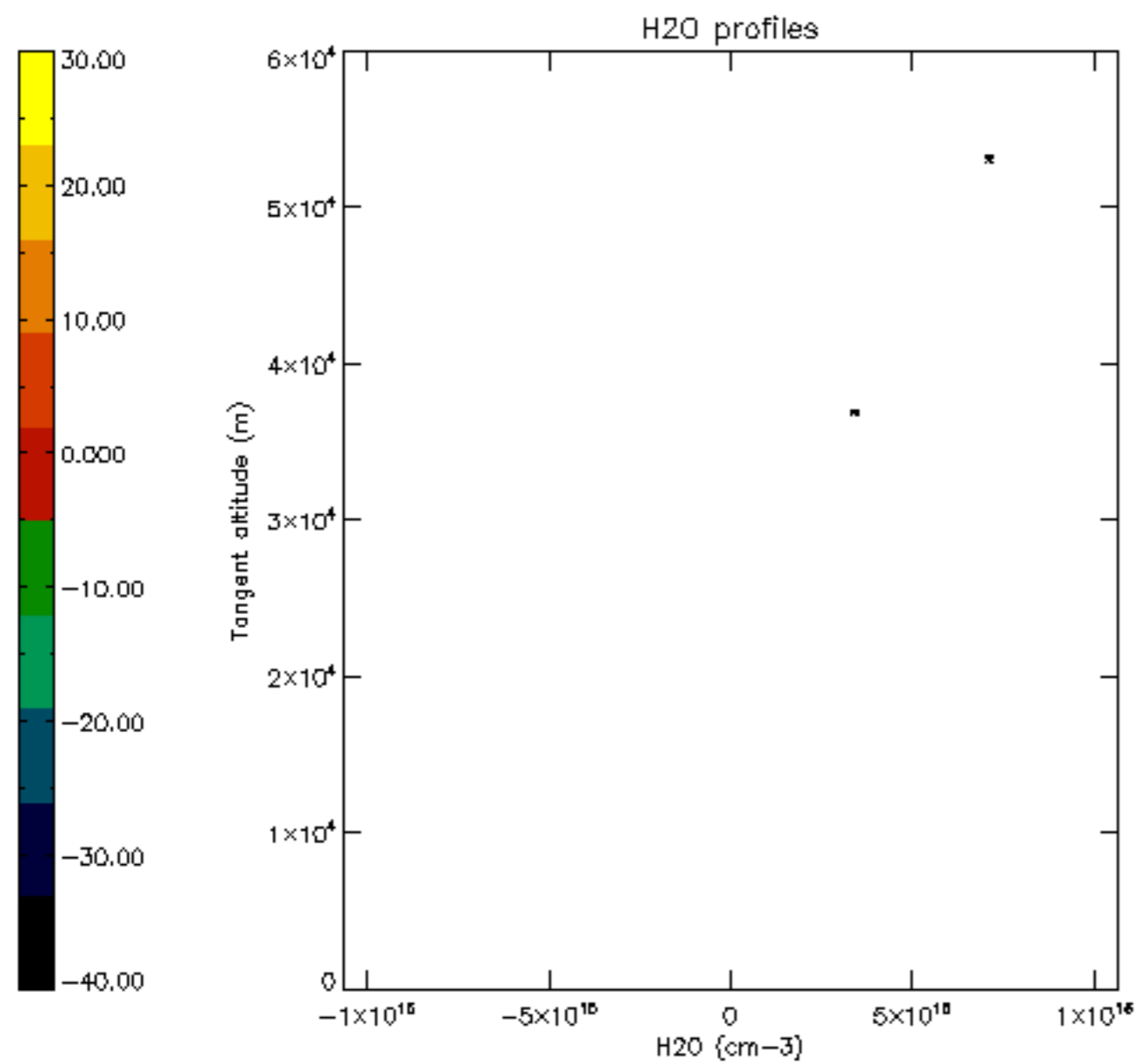




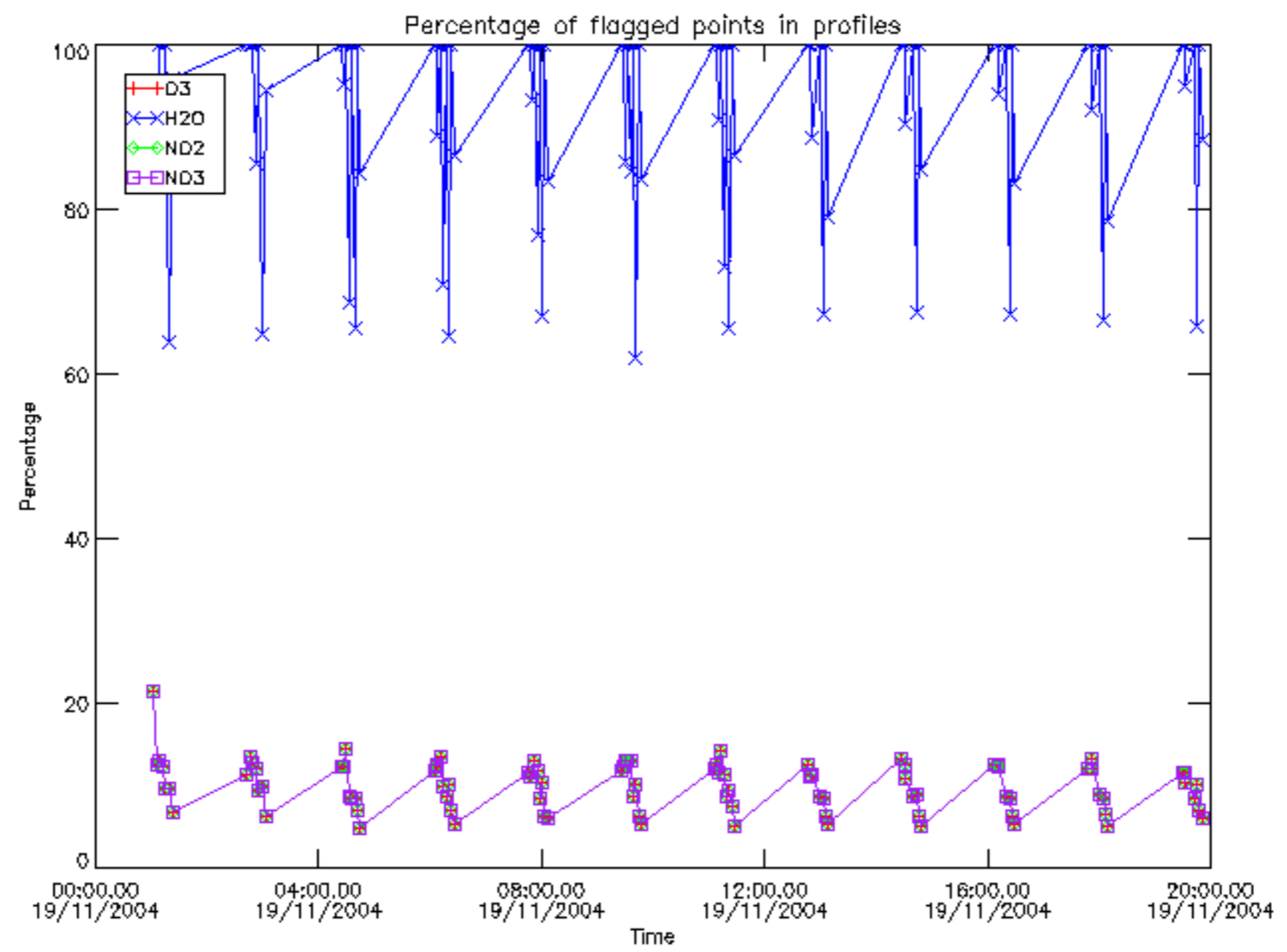




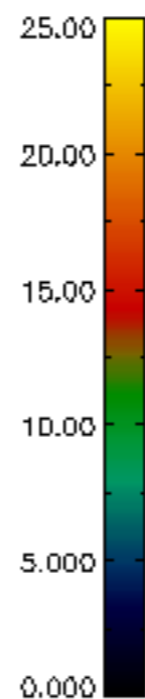
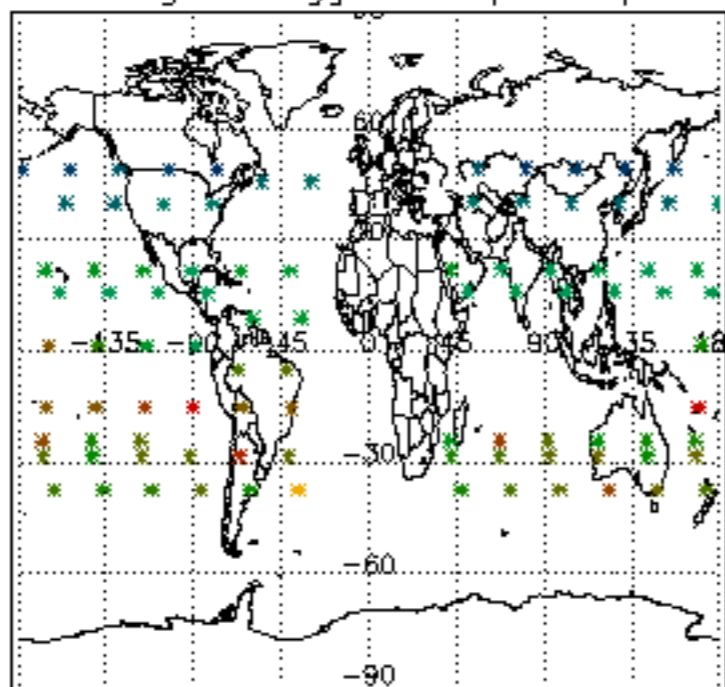




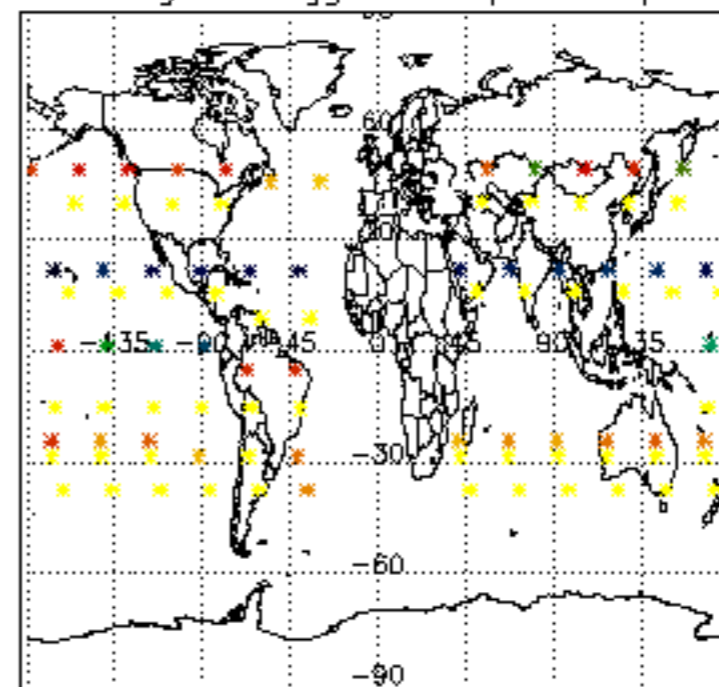




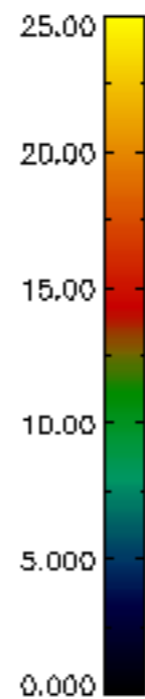
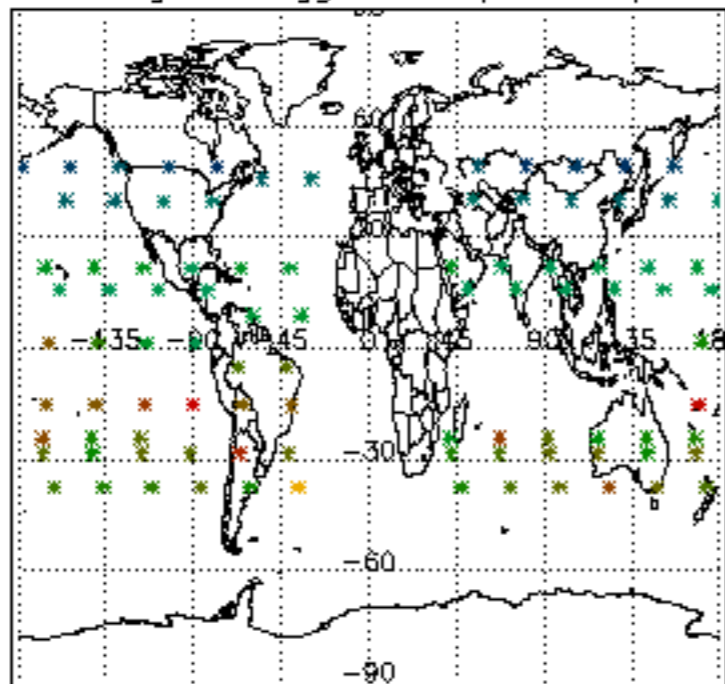
Percentage of flagged data per D3 profile



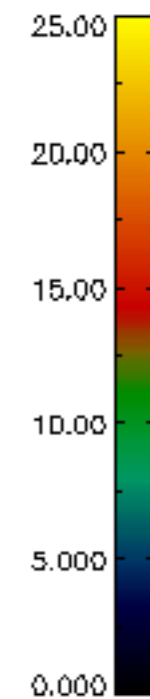
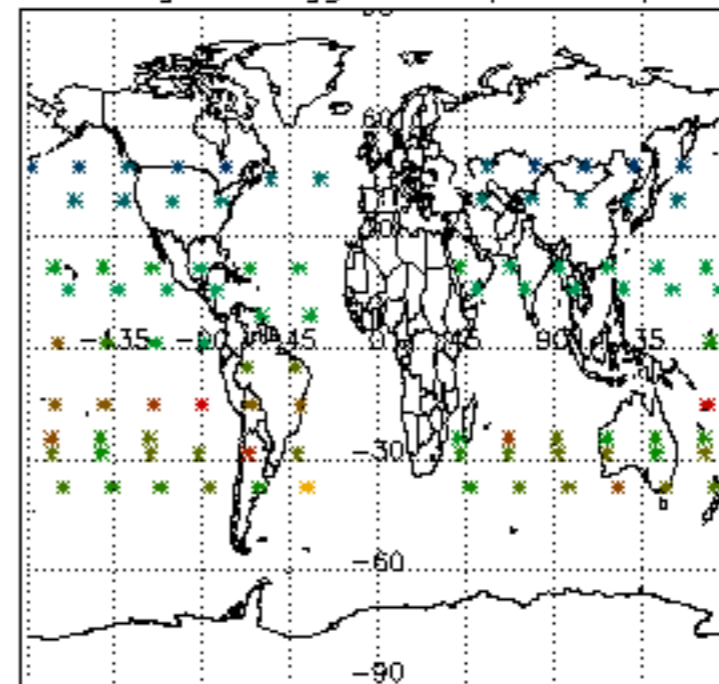
Percentage of flagged data per H2O profile

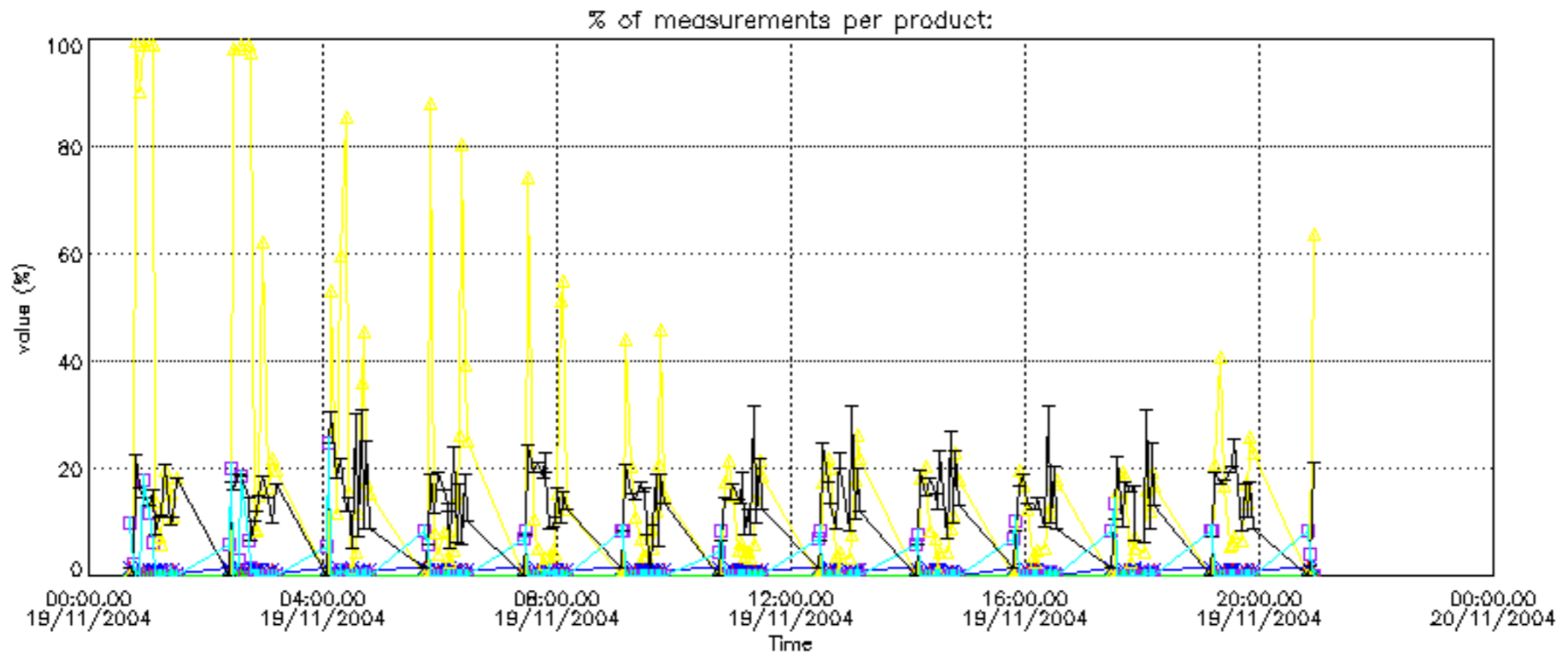


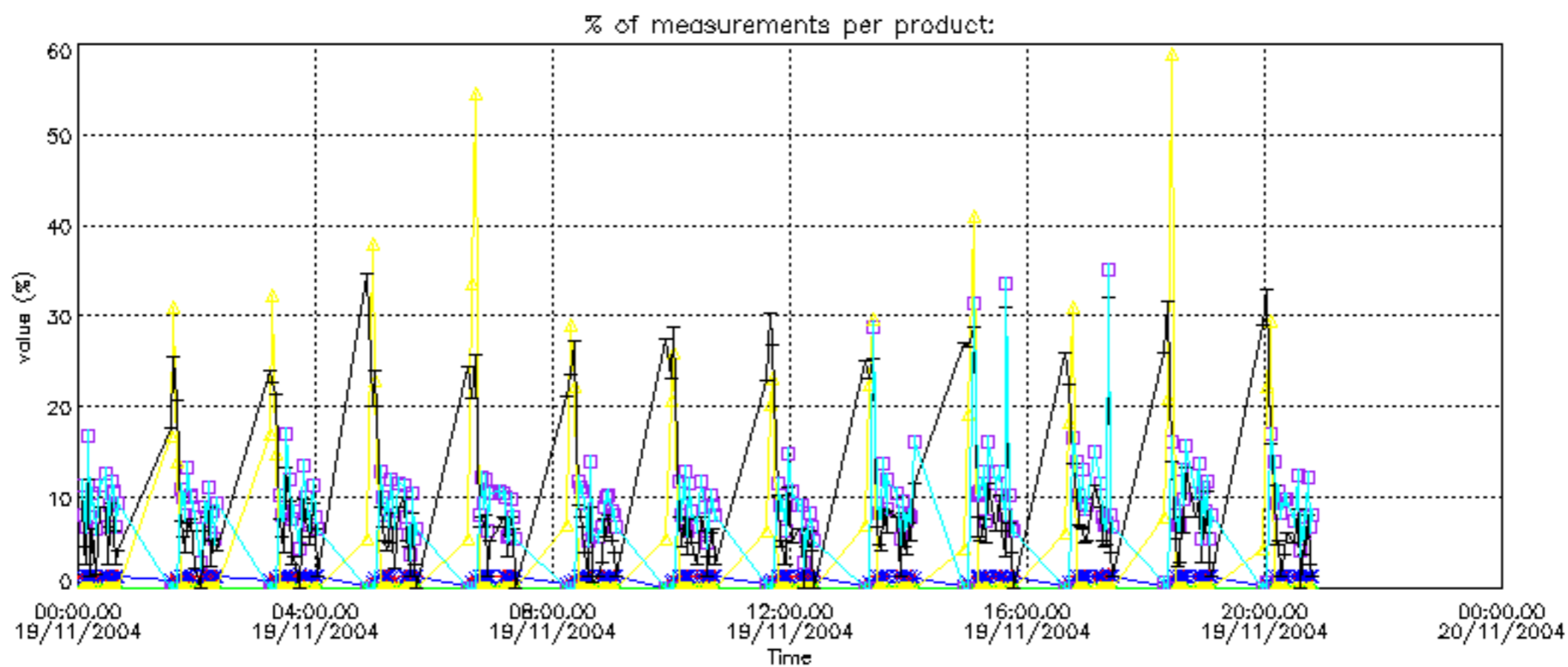
Percentage of flagged data per NO2 profile



Percentage of flagged data per NO3 profile

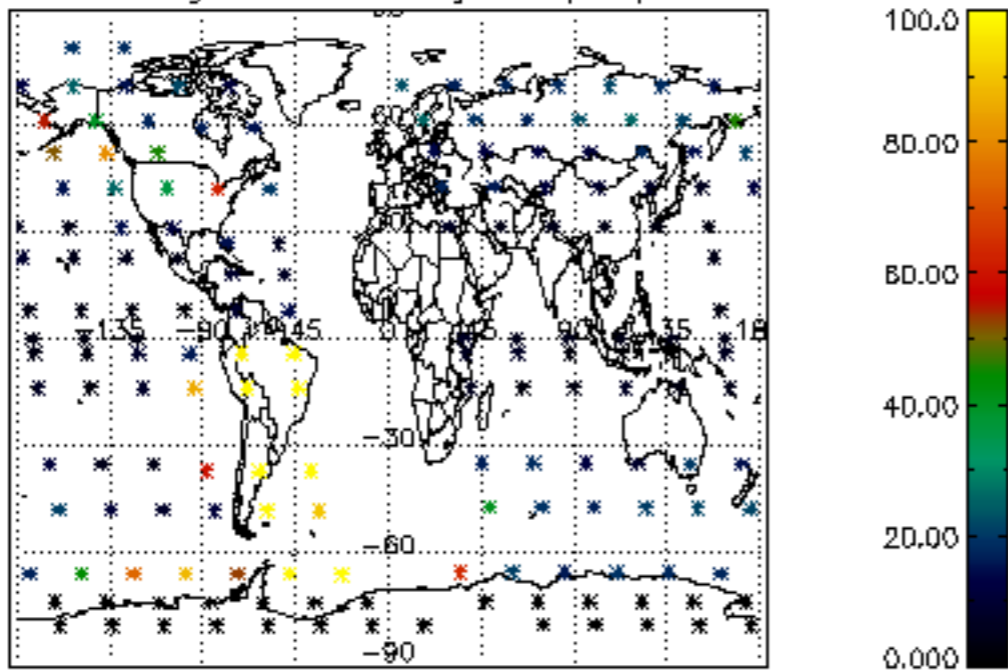




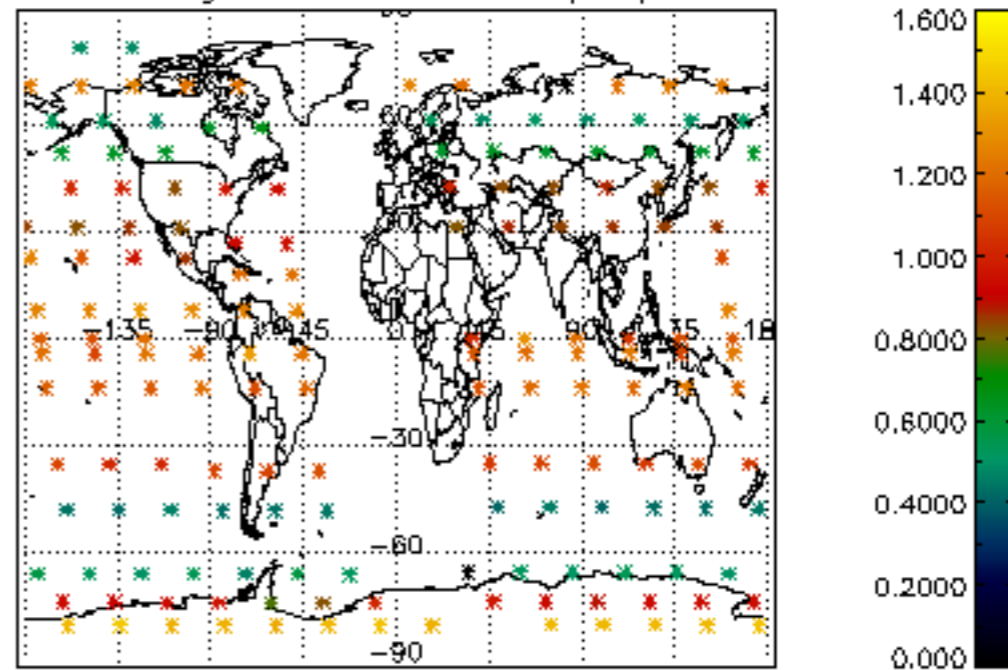




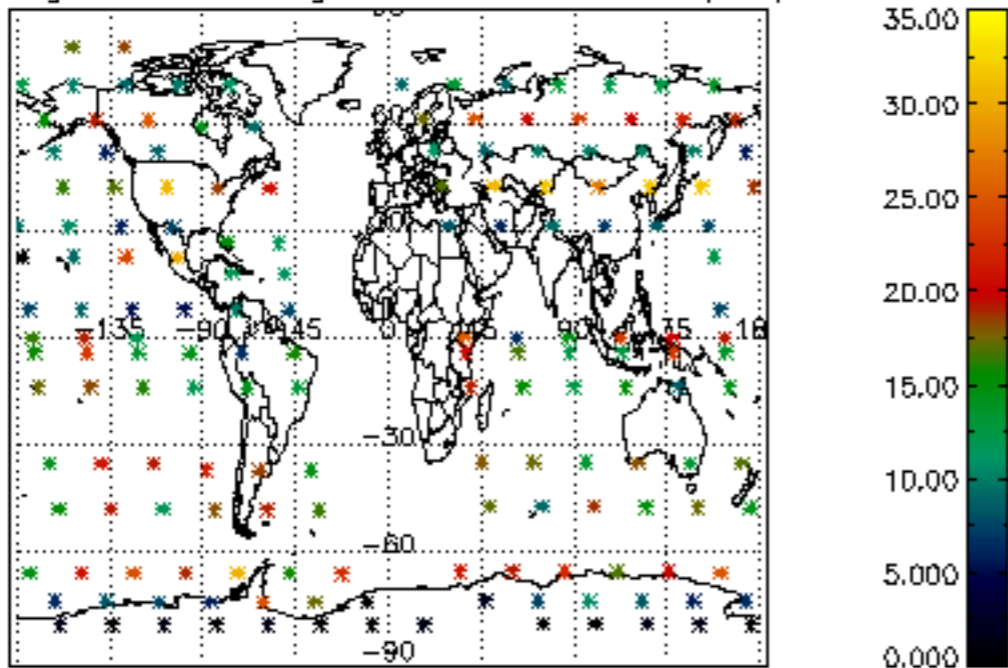
Percentage of cosmic ray hits per profile



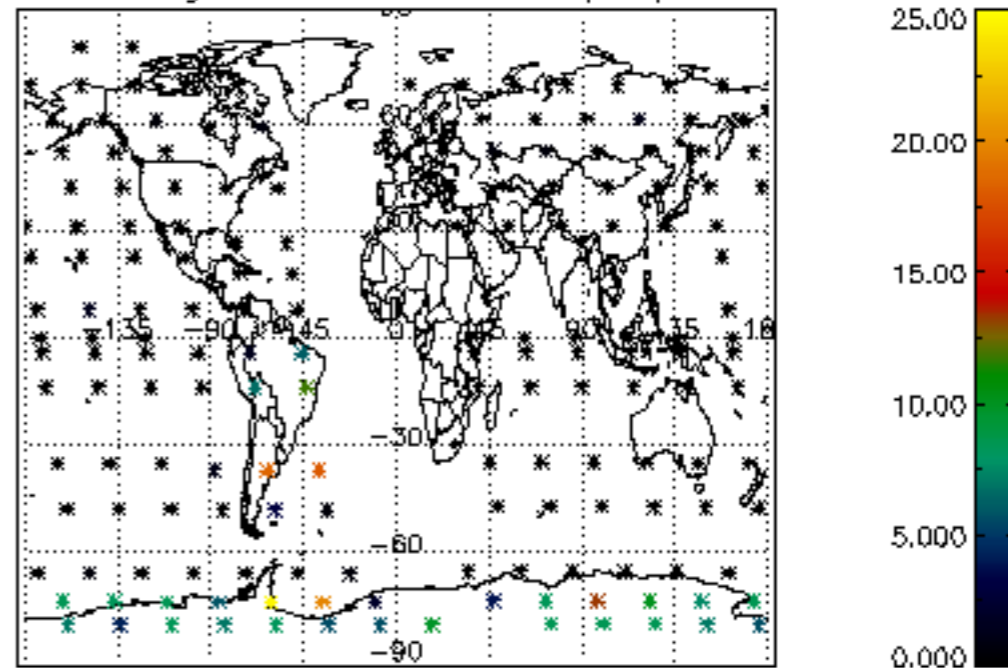
Percentage of datation errors per profile



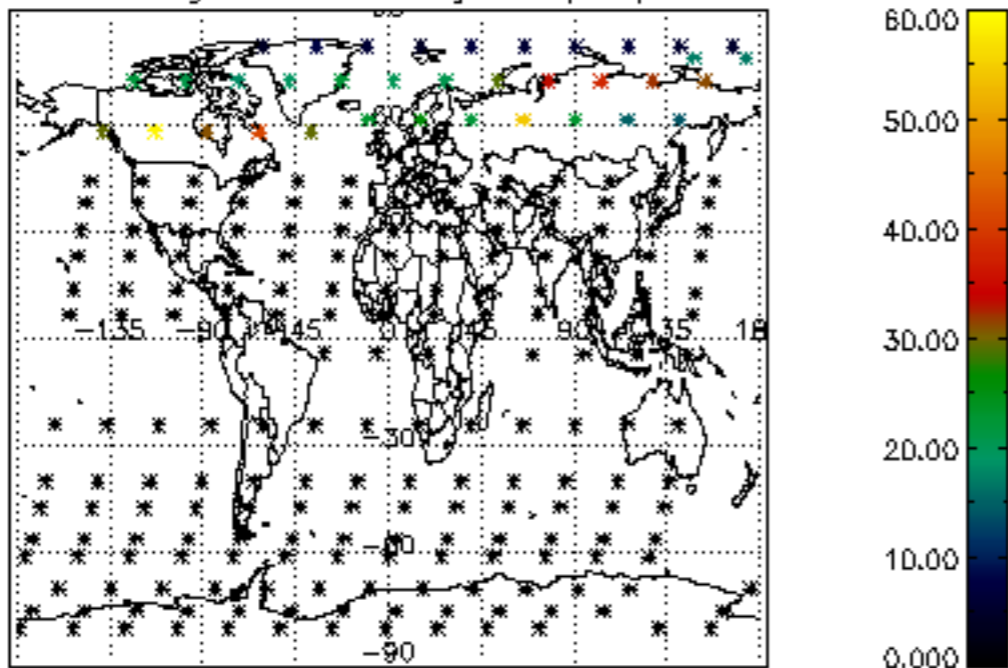
Percentage of star falling outside central band per profile



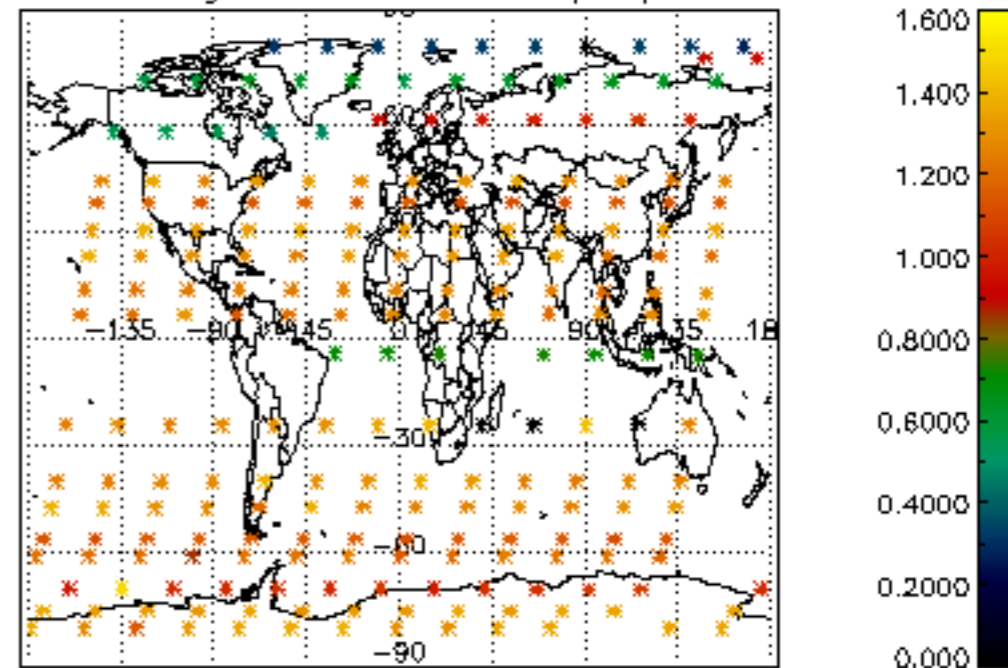
Percentage of saturation errors per profile



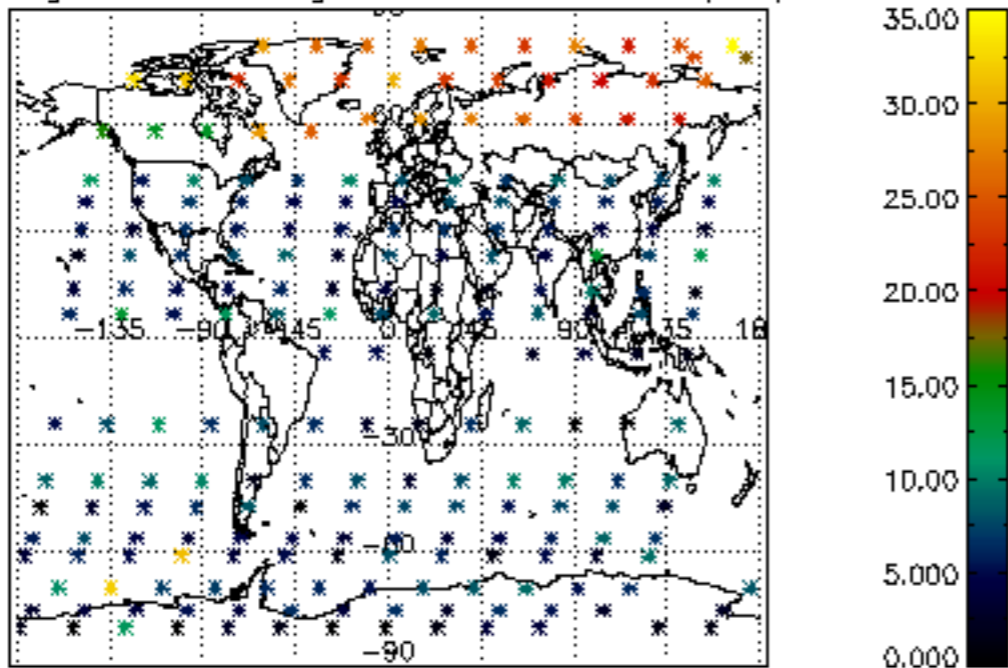
Percentage of cosmic ray hits per profile



Percentage of datation errors per profile



Percentage of star falling outside central band per profile



Percentage of saturation errors per profile

